BMCRC-MRO CHAMPIONSHIPS 2024

Round 4

Donington Park National

1st / 2nd June 2024

Timing & Results Provided by Timing Solutions Ltd

www.tsl-timing.com

DART MOTORSPORT MRO 600 / DART MOTORSPORT MRO CLUBMAN 600 / T3 TONY SCOTT MOTORSPORT MOTO EVO & STEET EVO

BMCRC-MRO Championships - Round 4

Donington Park National

1st / 2nd June 2024

Timing & Results Provided by Timing Solutions Ltd

www.tsl-timing.com

Donington Park National Circuit

Castle Donington, Derby, UK

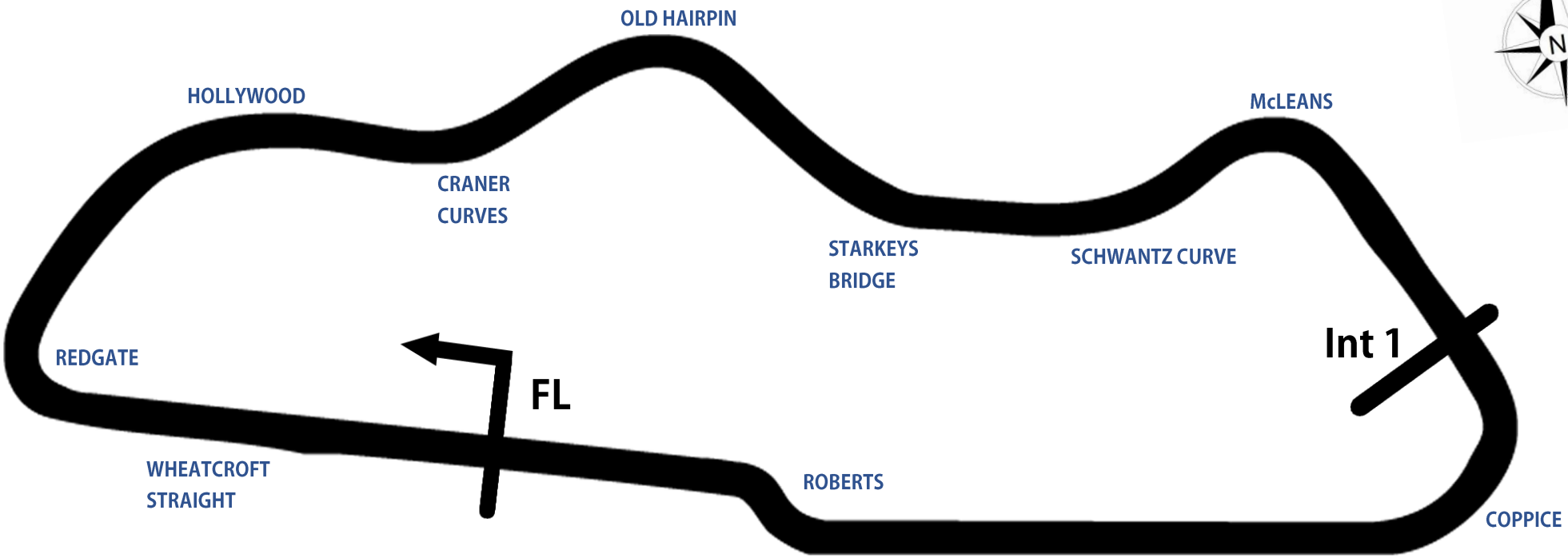

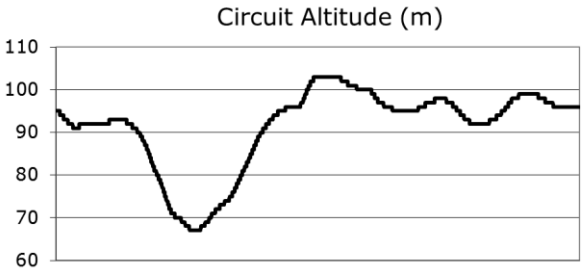

Length	1.9790 miles | 3.185 km | 3185m		
FL	Start @ 60m	52.82971 N	1.37867 W
Int 1	2096m	52.82978 N	1.36508 W
Pit Entry	3158m	52.82951 N	1.37832 W
Pit Exit	229m after FL	52.82996 N	1.38205 W
Pit Entry - Pit Exit	256m, 18.4s @ 50kph, 15.3s @ 60kph		

Results & Live Timing available at – www.tsl-timing.com

Updated - 24/01/2024 10:46

MRO 600 | MOTO EVO & STREET EVO | MRO CLUBMAN 600

BMCRC - MRO Championships 2024 - Rnd 4 @ Donington National

DART MRO 600 inc Clubman 600 & GP2/EVO

QUALIFYING - CLASSIFICATION

POS	NO	CL	PIC	NAME	ENTRY	TIME	ON	LAPS	GAP	DIFF	MPH
1	76		1	Anthony JOHNSON	- INTA MOTORCYCLE SERVICES LTD	1:11.865	7	8			99.13
2	71	EVO	1	Maximus HARDY	Triumph 675R -	1:12.183	7	8	0.318	0.318	98.70
3	3		2	Joey LAMBDEN	Kawasaki 636 -	1:12.941	4	8	1.076	0.758	97.67
4	1		3	Harry FOWLE	Yamaha R6 - HF Refinishing Racing	1:13.196	7	8	1.331	0.255	97.33
5	5*		4	Luke MACRAE	Triumph 765 - Bournephoto.co.uk	1:13.293	8	8	1.428	0.097	97.20
6	440	C	1	Elijah EVERTON	Kawasaki NINJA 600 -	1:13.582	6	7	1.717	0.289	96.82
7	169		5	Gareth CUNNINGHAM	Yamaha R6 - Burnham cars ltd	1:13.664	8	8	1.799	0.082	96.71
8	48		6	Rhys FORREST	Kawasaki ZX636 -	1:13.752	8	8	1.887	0.088	96.60
9	35		7	Kai DICKINSON	Kawasaki ZX636 -	1:13.805	8	8	1.940	0.053	96.53
10	179*		8	James O'MARA	Triumph 675R - BRP Machining Ltd - Alton Compressor	1:14.018	7	8	2.153	0.213	96.25
11	992	C	2	Eddy WORMALD	Yamaha R6 -	1:14.449	7	8	2.584	0.431	95.69
12	91		9	Sam HIRST	Kawasaki ZX-636 - Team Valley Racing	1:14.702	7	8	2.837	0.253	95.37
13	28	C	3	Tom WALKER	Yamaha R6 - TRW Racing	1:14.766	7	8	2.901	0.064	95.29
14	56		10	Michael MILLS	Yamaha R6 - A51 Racing, The Wokingham Bar Compa	1:14.947	4	4	3.082	0.181	95.06
15	39	C	4	Aaron MONK	Kawsaki NINJA 636 - flyaspitfire.co.uk	1:15.367	6	7	3.502	0.420	94.53
16	145		11	Jake MARSH	Triumph 765 DAYTONA - RD Racing	1:15.561	2	3	3.696	0.194	94.28
17	115	C	5	Brian MAHER	Yamaha R6 - Spraytech /Espresso Solutions	1:15.781	7	8	3.916	0.220	94.01
18	74	C	6	Tom VAUGHAN	Yamaha R6 - Lamonde Automation Ltd, Smiths Mechar	1:15.910	4	8	4.045	0.129	93.85
19	72		12	Nick BARNES	Yamaha R6 - Park Electric	1:16.208	5	7	4.343	0.298	93.48
20	444	C	7	Vincent BUTLER	Yamaha YZF R6 - Me	1:16.534	4	7	4.669	0.326	93.09
21	971		13	Jake PACKHAM	Yamaha R6 - Gasoline alley speedshop	1:16.571	7	7	4.706	0.037	93.04
22	89		14	David MUNRO	Yamaha R6 -	1:16.633	8	8	4.768	0.062	92.97
23	67	C	8	Edward ANSELL	Triumph 675 - E a Ansell contractors	1:16.765	5	8	4.900	0.132	92.81
24	163	EVO	2	Michael MACE	Triumph 765RS - Marshall Ubergurglebergen	1:17.227	7	7	5.362	0.462	92.25
25	129		15	Adrian FALINSKI	Kawasaki ZX6R -	1:17.305	4	8	5.440	0.078	92.16
26	186	C	9	Dave TILING	Honda -	1:17.906	4	8	6.041	0.601	91.45
27	13	C	10	Blake DIDWELL	Kawasaki ZX6R - Black Widow Exhausts | Double Blitz	1:18.042	7	7	6.177	0.136	91.29
28	111		16	Mark JACKSON	Kawasaki R6 - Mick's Tyres Darton	1:18.179	6	8	6.314	0.137	91.13
29	98	C	11	Chris SWYER	Kawasaki -	1:18.829	7	7	6.964	0.650	90.38
30	910	C	12	Harry GOWER	Triumph DAYTONA 675 - RG Racing	1:18.856	7	7	6.991	0.027	90.35
31	84	C	13	George HIGGINS	Yamaha R6 - Aztec Racing	1:19.708	7	7	7.843	0.852	89.38
32	887	C	14	Scott DERMOTT	Honda CBR600RR - TwoClicksOut Racing	1:19.972	7	7	8.107	0.264	89.08
33	6	C	15	Gareth FAITH	Kawasaki ZX6R - Sitramoto	1:20.147	6	7	8.282	0.175	88.89
34	4	C	16	Kallum BEDWELL	Yamaha R6 - Connected to homes ltd/The lash bar	1:20.404	3	6	8.539	0.257	88.61
35	64	C	17	Jack ALLAN	Yamaha R6 -	1:20.509	3	6	8.644	0.105	88.49
36	58		17	Barry STEWART	Kawasaki ZX6R -	1:20.912	7	7	9.047	0.403	88.05

Weather / Track : Cloudy / Dry
These results are provisional until the conclusion of any judicial and technical matters.

Date: 01/06/2024 Start: 10:35 Finish: 10:45
Donington Park National: 1.9790 miles

Clerk Of Course:	Stewards:	Timekeeper: Craig Smith	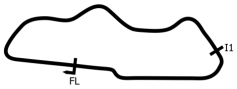

Results can be found at www.tsl-timing.com

Printed - 10:57 Saturday, 01 June 2024

BRITISH MOTOR CYCLE RACING CLUB | TSL SPORTS TIMING TIMING SOLUTIONS LTD | MOTORCYCLE RACING ORGANISATION MRO

BMCRC - MRO Championships 2024 - Rnd 4 @ Donington National

DART MRO 600 inc Clubman 600 & GP2/EVO

QUALIFYING - SECTOR ANALYSIS

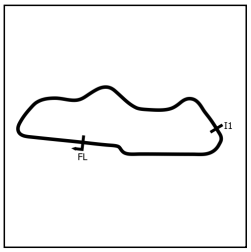

SECTOR 1 = FL to I1, SECTOR 2 = I1 to FL, DIFF = Difference To Personal Best Lap, P = Crossed Finish Line in Pit Lane, D = Time Disallowed

P1 76 Anthony JOHNSON - INTA MOTORCYCLE SERVICES LTD

IDEAL LAP TIME : 1:11.865 BEST LAP TIME : 1:11.865 DIFFERENCE : 0.000

LAP	SECTOR 1	SECTOR 2	LAP TIME	MPH	DIFF	TIME OF DAY
1 -	49.762	26.638	1:16.400	93.25	4.535	10:37:27.722
2 -	48.651	25.715	1:14.366	95.80	2.501	10:38:42.088
3 -	47.014	25.659	1:12.673 (2)	98.03	0.808	10:39:54.761
4 -	47.605	25.737	1:13.342	97.14	1.477	10:41:08.103
5 -	46.996	25.830	1:12.826 (3)	97.83	0.961	10:42:20.929
6 -	47.935	25.579	1:13.514	96.91	1.649	10:43:34.443
7 -	***46.354***	***25.511***	***1:11.865 (1)***	***99.13***		***10:44:46.308***
8 -	48.074	25.732	1:13.806	96.53	1.941	10:46:00.114

P2 71 EVO Maximus HARDY Triumph 675R -

IDEAL LAP TIME : 1:11.792 BEST LAP TIME : 1:12.183 DIFFERENCE : 0.391

LAP	SECTOR 1	SECTOR 2	LAP TIME	MPH	DIFF	TIME OF DAY
1 -	51.471	26.923	1:18.394	90.88	6.211	10:37:37.981
2 -	47.809	26.177	1:13.986	96.29	1.803	10:38:51.967
3 -	48.608	26.520	1:15.128	94.83	2.945	10:40:07.095
4 -	47.236	25.722	1:12.958	97.65	0.775	10:41:20.053
5 -	47.636	26.311	1:13.947	96.34	1.764	10:42:34.000
6 -	47.193	25.498	1:12.691 (3)	98.01	0.508	10:43:46.691
7 -	***46.593***	25.590	***1:12.183 (1)***	***98.70***		***10:44:58.874***
8 -	47.060	***25.199***	1:12.259 (2)	98.59	0.076	10:46:11.133

P3 3 Joey LAMBDEN Kawasaki 636 -

IDEAL LAP TIME : 1:12.913 BEST LAP TIME : 1:12.941 DIFFERENCE : 0.028

LAP	SECTOR 1	SECTOR 2	LAP TIME	MPH	DIFF	TIME OF DAY
1 -	50.582	26.236	1:16.818	92.74	3.877	10:37:06.862
2 -	48.818	26.505	1:15.323	94.58	2.382	10:38:22.185
3 -	***46.974***	26.235	1:13.209 (2)	97.31	0.268	10:39:35.394
4 -	47.002	***25.939***	***1:12.941 (1)***	***97.67***		***10:40:48.335***
5 -	48.480	26.175	1:14.655	95.43	1.714	10:42:02.990
6 -	47.430	26.493	1:13.923 (3)	96.37	0.982	10:43:16.913
7 -	47.696	26.252	1:13.948	96.34	1.007	10:44:30.861
8 -	47.800	26.339	1:14.139	96.09	1.198	10:45:45.000

P4 1 Harry FOWLE Yamaha R6 - HF Refinishing Racing

IDEAL LAP TIME : 1:13.196 BEST LAP TIME : 1:13.196 DIFFERENCE : 0.000

LAP	SECTOR 1	SECTOR 2	LAP TIME	MPH	DIFF	TIME OF DAY
1 -	52.147	27.155	1:19.302	89.84	6.106	10:37:09.252
2 -	49.114	27.111	1:16.225	93.46	3.029	10:38:25.477
3 -	48.262	26.330	1:14.592	95.51	1.396	10:39:40.069
4 -	48.033	26.313	1:14.346	95.83	1.150	10:40:54.415
5 -	47.955	26.224	1:14.179 (3)	96.04	0.983	10:42:08.594
6 -	47.577	26.117	1:13.694 (2)	96.67	0.498	10:43:22.288
7 -	***47.204***	***25.992***	***1:13.196 (1)***	***97.33***		***10:44:35.484***
8 -	47.547	26.721	1:14.268	95.93	1.072	10:45:49.752

P5 5 Luke MACRAE Triumph 765 - Bournephoto.co.uk

IDEAL LAP TIME : 1:12.934 BEST LAP TIME : 1:13.293 DIFFERENCE : 0.359

LAP	SECTOR 1	SECTOR 2	LAP TIME	MPH	DIFF	TIME OF DAY
1 -	50.393	26.909	1:17.302	92.16	4.009	10:37:12.044
2 -	49.518	26.967	1:16.485	93.15	3.192	10:38:28.529
3 -	49.277	25.590	1:14.867	95.16	1.574	10:39:43.396
4 -	48.177	25.905	1:14.082 (3)	96.17	0.789	10:40:57.478
5 -	***47.518***	***25.416***	~~1:12.934~~ D	97.68		10:42:10.412
6 -	48.245	25.841	1:14.086	96.16	0.793	10:43:24.498
7 -	47.965	25.747	1:13.712 (2)	96.65	0.419	10:44:38.210
8 -	47.737	25.556	***1:13.293 (1)***	***97.20***		***10:45:51.503***

Weather / Track : Cloudy / Dry

Donington Park National: 1.9790 miles
Date: 01/06/2024 Start: 10:35 Finish: 10:45

BMCRC - MRO Championships 2024 - Rnd 4 @ Donington National

DART MRO 600 inc Clubman 600 & GP2/EVO

QUALIFYING - SECTOR ANALYSIS

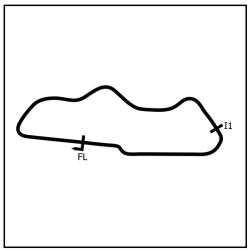

SECTOR 1 = FL to I1, SECTOR 2 = I1 to FL, DIFF = Difference To Personal Best Lap, P = Crossed Finish Line in Pit Lane, D = Time Disallowed

P6 440 C Elijah EVERTON Kawasaki NINJA 600 -

IDEAL LAP TIME : 1:13.582 BEST LAP TIME : 1:13.582 DIFFERENCE : 0.000

LAP	SECTOR 1	SECTOR 2	LAP TIME	MPH	DIFF	TIME OF DAY
1 -	OUTLAP	26.781	1:26.156	82.69	12.574	10:38:24.245
2 -	49.276	26.998	1:16.274	93.40	2.692	10:39:40.519
3 -	48.812	26.168	1:14.980	95.02	1.398	10:40:55.499
4 -	48.632	25.936	1:14.568	95.54	0.986	10:42:10.067
5 -	48.354	25.979	1:14.333 (3)	95.84	0.751	10:43:24.400
6 -	***47.878***	***25.704***	***1:13.582 (1)***	***96.82***		***10:44:37.982***
7 -	48.187	25.759	1:13.946 (2)	96.34	0.364	10:45:51.928

P7 169 Gareth CUNNINGHAM Yamaha R6 - Burnham cars ltd

IDEAL LAP TIME : 1:13.664 BEST LAP TIME : 1:13.664 DIFFERENCE : 0.000

LAP	SECTOR 1	SECTOR 2	LAP TIME	MPH	DIFF	TIME OF DAY
1 -	51.991	27.403	1:19.394	89.73	5.730	10:37:11.569
2 -	49.628	27.353	1:16.981	92.55	3.317	10:38:28.550
3 -	48.413	26.186	1:14.599 (3)	95.50	0.935	10:39:43.149
4 -	48.912	26.401	1:15.313	94.60	1.649	10:40:58.462
5 -	48.912	26.255	1:15.167	94.78	1.503	10:42:13.629
6 -	48.474	26.476	1:14.950	95.05	1.286	10:43:28.579
7 -	48.261	26.085	1:14.346 (2)	95.83	0.682	10:44:42.925
8 -	***47.757***	***25.907***	***1:13.664 (1)***	***96.71***		***10:45:56.589***

P8 48 Rhys FORREST Kawasaki ZX636 -

IDEAL LAP TIME : 1:13.752 BEST LAP TIME : 1:13.752 DIFFERENCE : 0.000

LAP	SECTOR 1	SECTOR 2	LAP TIME	MPH	DIFF	TIME OF DAY
1 -	57.094	28.659	1:25.753	83.08	12.001	10:37:23.570
2 -	51.085	27.182	1:18.267	91.02	4.515	10:38:41.837
3 -	49.727	26.416	1:16.143	93.56	2.391	10:39:57.980
4 -	48.352	26.182	1:14.534 (2)	95.58	0.782	10:41:12.514
5 -	48.512	26.276	1:14.788 (3)	95.26	1.036	10:42:27.302
6 -	48.678	26.131	1:14.809	95.23	1.057	10:43:42.111
7 -	48.366	26.730	1:15.096	94.87	1.344	10:44:57.207
8 -	***48.145***	***25.607***	***1:13.752 (1)***	***96.60***		***10:46:10.959***

P9 35 Kai DICKINSON Kawasaki ZX636 -

IDEAL LAP TIME : 1:13.775 BEST LAP TIME : 1:13.805 DIFFERENCE : 0.030

LAP	SECTOR 1	SECTOR 2	LAP TIME	MPH	DIFF	TIME OF DAY
1 -	51.777	27.469	1:19.246	89.90	5.441	10:37:13.710
2 -	48.937	27.195	1:16.132	93.58	2.327	10:38:29.842
3 -	49.291	26.015	1:15.306	94.60	1.501	10:39:45.148
4 -	48.791	26.050	1:14.841	95.19	1.036	10:40:59.989
5 -	48.451	***25.825***	1:14.276	95.92	0.471	10:42:14.265
6 -	47.998	26.148	1:14.146 (3)	96.08	0.341	10:43:28.411
7 -	47.955	25.964	1:13.919 (2)	96.38	0.114	10:44:42.330
8 -	***47.950***	25.855	***1:13.805 (1)***	***96.53***		***10:45:56.135***

P10 179 James O'MARA Triumph 675R - BRP Machining Ltd - Alton Compressor Services

IDEAL LAP TIME : 1:13.316 BEST LAP TIME : 1:14.018 DIFFERENCE : 0.702

LAP	SECTOR 1	SECTOR 2	LAP TIME	MPH	DIFF	TIME OF DAY
1 -	52.133	27.711	1:19.844	89.23	5.826	10:37:30.350
2 -	50.064	26.900	1:16.964	92.57	2.946	10:38:47.314
3 -	49.728	26.702	1:16.430	93.21	2.412	10:40:03.744
4 -	49.792	26.329	1:16.121	93.59	2.103	10:41:19.865
5 -	48.331	26.830	1:15.161 (3)	94.79	1.143	10:42:35.026
6 -	47.874	26.536	1:14.410 (2)	95.74	0.392	10:43:49.436
7 -	47.818	26.200	***1:14.018 (1)***	***96.25***		***10:45:03.454***
8 -	***47.396***	***25.920***	~~1:13.316~~ D	97.17		10:46:16.770

Weather / Track : Cloudy / Dry

Donington Park National: 1.9790 miles
Date: 01/06/2024 Start: 10:35 Finish: 10:45

BMCRC - MRO Championships 2024 - Rnd 4 @ Donington National

DART MRO 600 inc Clubman 600 & GP2/EVO

QUALIFYING - SECTOR ANALYSIS

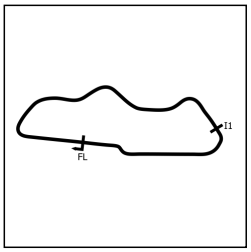

SECTOR 1 = FL to I1, SECTOR 2 = I1 to FL, DIFF = Difference To Personal Best Lap, P = Crossed Finish Line in Pit Lane, D = Time Disallowed

P11 992 C Eddy WORMALD Yamaha R6 -

IDEAL LAP TIME : 1:14.449 BEST LAP TIME : 1:14.449 DIFFERENCE : 0.000

LAP	SECTOR 1	SECTOR 2	LAP TIME	MPH	DIFF	TIME OF DAY
1 -	51.388	27.045	1:18.433	90.83	3.984	10:37:11.971
2 -	50.292	26.986	1:17.278	92.19	2.829	10:38:29.249
3 -	49.064	26.557	1:15.621	94.21	1.172	10:39:44.870
4 -	48.543	26.315	1:14.858 **(3)**	95.17	0.409	10:40:59.728
5 -	49.523	26.533	1:16.056	93.67	1.607	10:42:15.784
6 -	49.109	26.320	1:15.429	94.45	0.980	10:43:31.213
7 -	***48.281***	***26.168***	***1:14.449*** **(1)**	***95.69***		***10:44:45.662***
8 -	48.428	26.331	1:14.759 **(2)**	95.30	0.310	10:46:00.421

P12 91 Sam HIRST Kawasaki ZX-636 - Team Valley Racing

IDEAL LAP TIME : 1:14.702 BEST LAP TIME : 1:14.702 DIFFERENCE : 0.000

LAP	SECTOR 1	SECTOR 2	LAP TIME	MPH	DIFF	TIME OF DAY
1 -	52.386	26.956	1:19.342	89.79	4.640	10:37:10.158
2 -	49.302	27.090	1:16.392	93.26	1.690	10:38:26.550
3 -	49.023	26.615	1:15.638 **(2)**	94.19	0.936	10:39:42.188
4 -	49.492	27.056	1:16.548	93.07	1.846	10:40:58.736
5 -	50.366	26.487	1:16.853	92.70	2.151	10:42:15.589
6 -	49.683	26.797	1:16.480	93.15	1.778	10:43:32.069
7 -	***48.483***	***26.219***	***1:14.702*** **(1)**	***95.37***		***10:44:46.771***
8 -	49.142	26.591	1:15.733 **(3)**	94.07	1.031	10:46:02.504

P13 28 C Tom WALKER Yamaha R6 - TRW Racing

IDEAL LAP TIME : 1:14.706 BEST LAP TIME : 1:14.766 DIFFERENCE : 0.060

LAP	SECTOR 1	SECTOR 2	LAP TIME	MPH	DIFF	TIME OF DAY
1 -	55.957	28.488	1:24.445	84.37	9.679	10:37:25.454
2 -	51.154	26.899	1:18.053	91.27	3.287	10:38:43.507
3 -	49.236	26.967	1:16.203	93.49	1.437	10:39:59.710
4 -	49.480	26.603	1:16.083 **(3)**	93.64	1.317	10:41:15.793
5 -	49.940	27.343	1:17.283	92.18	2.517	10:42:33.076
6 -	50.174	26.982	1:17.156	92.34	2.390	10:43:50.232
7 -	***48.482***	26.284	***1:14.766*** **(1)**	***95.29***		***10:45:04.998***
8 -	48.876	***26.224***	1:15.100 **(2)**	94.86	0.334	10:46:20.098

P14 56 Michael MILLS Yamaha R6 - A51 Racing, The Wokingham Bar Company

IDEAL LAP TIME : 1:13.680 BEST LAP TIME : 1:14.947 DIFFERENCE : 1.267

LAP	SECTOR 1	SECTOR 2	LAP TIME	MPH	DIFF	TIME OF DAY
1 -	52.452	27.157	1:19.609	89.49	4.662	10:37:19.850
2 -	49.207	26.393	1:15.600 **(2)**	94.24	0.653	10:38:35.450
3 -	47.999	29.589	1:17.588 **(3)**	91.82	2.641	10:39:53.038
4 -	48.822	***26.125***	***1:14.947*** **(1)**	***95.06***		***10:41:07.985***

P15 39 C Aaron MONK Kawsaki NINJA 636 - flyaspitfire.co.uk

IDEAL LAP TIME : 1:15.367 BEST LAP TIME : 1:15.367 DIFFERENCE : 0.000

LAP	SECTOR 1	SECTOR 2	LAP TIME	MPH	DIFF	TIME OF DAY
1 -	51.870	28.126	1:19.996	89.06	4.629	10:37:41.221
2 -	49.977	26.246	1:16.223 **(2)**	93.47	0.856	10:38:57.444
3 -	49.258	27.146	1:16.404 **(3)**	93.24	1.037	10:40:13.848
4 -	50.884	26.328	1:17.212	92.27	1.845	10:41:31.060
5 -	49.833	26.902	1:16.735	92.84	1.368	10:42:47.795
6 -	***49.129***	***26.238***	***1:15.367*** **(1)**	***94.53***		***10:44:03.162***
7 -	49.530	IN PIT	1:29.051 **P**	80.00	13.684	10:45:32.213

Weather / Track : Cloudy / Dry

Donington Park National: 1.9790 miles
Date: 01/06/2024 Start: 10:35 Finish: 10:45

BMCRC - MRO Championships 2024 - Rnd 4 @ Donington National

DART MRO 600 inc Clubman 600 & GP2/EVO

QUALIFYING - SECTOR ANALYSIS

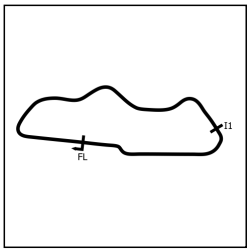

SECTOR 1 = FL to I1, SECTOR 2 = I1 to FL, DIFF = Difference To Personal Best Lap, P = Crossed Finish Line in Pit Lane, D = Time Disallowed

P16 145 Jake MARSH — Triumph 765 DAYTONA - RD Racing

IDEAL LAP TIME : 1:15.130 BEST LAP TIME : 1:15.561 DIFFERENCE : 0.431

LAP	SECTOR 1	SECTOR 2	LAP TIME	MPH	DIFF	TIME OF DAY
1 -	51.047	26.700	1:17.747 (3)	91.63	2.186	10:37:35.398
2 -	***48.643***	26.918	***1:15.561 (1)***	***94.28***		***10:38:50.959***
3 -	49.103	***26.487***	1:15.590 (2)	94.25	0.029	10:40:06.549

P17 115 C Brian MAHER — Yamaha R6 - Spraytech /Espresso Solutions

IDEAL LAP TIME : 1:15.734 BEST LAP TIME : 1:15.781 DIFFERENCE : 0.047

LAP	SECTOR 1	SECTOR 2	LAP TIME	MPH	DIFF	TIME OF DAY
1 -	55.062	28.265	1:23.327	85.50	7.546	10:37:18.817
2 -	50.220	27.386	1:17.606	91.80	1.825	10:38:36.423
3 -	50.346	27.341	1:17.687	91.70	1.906	10:39:54.110
4 -	49.163	26.653	1:15.816 (2)	93.97	0.035	10:41:09.926
5 -	49.646	26.718	1:16.364	93.29	0.583	10:42:26.290
6 -	49.458	***26.590***	1:16.048 (3)	93.68	0.267	10:43:42.338
7 -	***49.144***	26.637	***1:15.781 (1)***	***94.01***		***10:44:58.119***
8 -	49.865	26.716	1:16.581	93.03	0.800	10:46:14.700

P18 74 C Tom VAUGHAN — Yamaha R6 - Lamonde Automation Ltd, Smiths Mechanical Sup

IDEAL LAP TIME : 1:15.299 BEST LAP TIME : 1:15.910 DIFFERENCE : 0.611

LAP	SECTOR 1	SECTOR 2	LAP TIME	MPH	DIFF	TIME OF DAY
1 -	55.566	28.859	1:24.425	84.39	8.515	10:37:26.100
2 -	52.298	28.098	1:20.396	88.61	4.486	10:38:46.496
3 -	50.198	26.564	1:16.762	92.81	0.852	10:40:03.258
4 -	49.485	***26.425***	***1:15.910 (1)***	***93.85***		***10:41:19.168***
5 -	49.337	27.064	1:16.401 (3)	93.25	0.491	10:42:35.569
6 -	50.074	26.672	1:16.746	92.83	0.836	10:43:52.315
7 -	***48.874***	27.489	1:16.363 (2)	93.29	0.453	10:45:08.678
8 -	51.421	IN PIT	1:26.848 P	82.03	10.938	10:46:35.526

P19 72 Nick BARNES — Yamaha R6 - Park Electric

IDEAL LAP TIME : 1:16.208 BEST LAP TIME : 1:16.208 DIFFERENCE : 0.000

LAP	SECTOR 1	SECTOR 2	LAP TIME	MPH	DIFF	TIME OF DAY
1 -	OUTLAP	30.035	1:46.628	66.81	30.420	10:38:30.958
2 -	52.122	27.624	1:19.746	89.34	3.538	10:39:50.704
3 -	50.312	26.903	1:17.215	92.27	1.007	10:41:07.919
4 -	50.172	26.821	1:16.993 (3)	92.53	0.785	10:42:24.912
5 -	***49.636***	***26.572***	***1:16.208 (1)***	***93.48***		***10:43:41.120***
6 -	49.798	26.998	1:16.796 (2)	92.77	0.588	10:44:57.916
7 -	50.495	26.829	1:17.324	92.14	1.116	10:46:15.240

P20 444 C Vincent BUTLER — Yamaha YZF R6 - Me

IDEAL LAP TIME : 1:16.470 BEST LAP TIME : 1:16.534 DIFFERENCE : 0.064

LAP	SECTOR 1	SECTOR 2	LAP TIME	MPH	DIFF	TIME OF DAY
1 -	OUTLAP	28.518	1:44.017	68.49	27.483	10:38:26.738
2 -	51.193	26.868	1:18.061	91.27	1.527	10:39:44.799
3 -	50.624	26.692	1:17.316 (2)	92.14	0.782	10:41:02.115
4 -	***50.004***	26.530	***1:16.534 (1)***	***93.09***		***10:42:18.649***
5 -	51.032	***26.466***	1:17.498 (3)	91.93	0.964	10:43:36.147
6 -	50.565	27.272	1:17.837	91.53	1.303	10:44:53.984
7 -	51.205	27.615	1:18.820	90.39	2.286	10:46:12.804

BMCRC - MRO Championships 2024 - Rnd 4 @ Donington National

DART MRO 600 inc Clubman 600 & GP2/EVO

QUALIFYING - SECTOR ANALYSIS

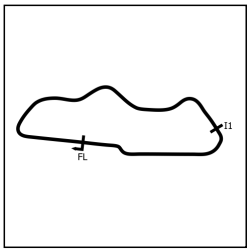

SECTOR 1 = FL to I1, SECTOR 2 = I1 to FL, DIFF = Difference To Personal Best Lap, P = Crossed Finish Line in Pit Lane, D = Time Disallowed

P21 971 Jake PACKHAM — Yamaha R6 - Gasoline alley speedshop

IDEAL LAP TIME : 1:16.571 BEST LAP TIME : 1:16.571 DIFFERENCE : 0.000

LAP	SECTOR 1	SECTOR 2	LAP TIME	MPH	DIFF	TIME OF DAY
1 -	58.064	30.079	1:28.143	80.83	11.572	10:37:41.107
2 -	53.492	27.748	1:21.240	87.69	4.669	10:39:02.347
3 -	50.871	26.822	1:17.693 **(2)**	91.70	1.122	10:40:20.040
4 -	51.021	27.253	1:18.274	91.02	1.703	10:41:38.314
5 -	52.047	28.108	1:20.155	88.88	3.584	10:42:58.469
6 -	50.887	26.932	1:17.819 **(3)**	91.55	1.248	10:44:16.288
7 -	***49.928***	***26.643***	***1:16.571*** **(1)**	***93.04***		***10:45:32.859***

P22 89 David MUNRO — Yamaha R6 -

IDEAL LAP TIME : 1:16.633 BEST LAP TIME : 1:16.633 DIFFERENCE : 0.000

LAP	SECTOR 1	SECTOR 2	LAP TIME	MPH	DIFF	TIME OF DAY
1 -	57.959	28.163	1:26.122	82.72	9.489	10:37:24.348
2 -	52.206	27.406	1:19.612	89.49	2.979	10:38:43.960
3 -	50.681	27.200	1:17.881	91.48	1.248	10:40:01.841
4 -	51.788	27.484	1:19.272	89.87	2.639	10:41:21.113
5 -	50.726	27.319	1:18.045	91.28	1.412	10:42:39.158
6 -	50.751	27.079	1:17.830 **(3)**	91.54	1.197	10:43:56.988
7 -	50.184	26.936	1:17.120 **(2)**	92.38	0.487	10:45:14.108
8 -	***49.886***	***26.747***	***1:16.633*** **(1)**	***92.97***		***10:46:30.741***

P23 67 C Edward ANSELL — Triumph 675 - E a Ansell contractors

IDEAL LAP TIME : 1:16.598 BEST LAP TIME : 1:16.765 DIFFERENCE : 0.167

LAP	SECTOR 1	SECTOR 2	LAP TIME	MPH	DIFF	TIME OF DAY
1 -	54.741	27.220	1:21.961	86.92	5.196	10:37:10.817
2 -	51.192	27.401	1:18.593	90.65	1.828	10:38:29.410
3 -	50.523	27.070	1:17.593	91.82	0.828	10:39:47.003
4 -	50.549	27.238	1:17.787	91.59	1.022	10:41:04.790
5 -	50.141	***26.624***	***1:16.765*** **(1)**	***92.81***		***10:42:21.555***
6 -	***49.974***	27.472	1:17.446 **(3)**	91.99	0.681	10:43:39.001
7 -	51.311	27.220	1:18.531	90.72	1.766	10:44:57.532
8 -	50.130	26.687	1:16.817 **(2)**	92.74	0.052	10:46:14.349

P24 163 EVO Michael MACE — Triumph 765RS - Marshall Ubergurglebergen

IDEAL LAP TIME : 1:16.934 BEST LAP TIME : 1:17.227 DIFFERENCE : 0.293

LAP	SECTOR 1	SECTOR 2	LAP TIME	MPH	DIFF	TIME OF DAY
1 -	57.418	29.839	1:27.257	81.65	10.030	10:37:27.947
2 -	53.276	28.220	1:21.496	87.42	4.269	10:38:49.443
3 -	51.108	27.815	1:18.923 **(3)**	90.27	1.696	10:40:08.366
4 -	51.360	27.844	1:19.204	89.95	1.977	10:41:27.570
5 -	51.589	28.351	1:19.940	89.12	2.713	10:42:47.510
6 -	50.421	***27.209***	1:17.630 **(2)**	91.77	0.403	10:44:05.140
7 -	***49.725***	27.502	***1:17.227*** **(1)**	***92.25***		***10:45:22.367***

P25 129 Adrian FALINSKI — Kawasaki ZX6R -

IDEAL LAP TIME : 1:17.156 BEST LAP TIME : 1:17.305 DIFFERENCE : 0.149

LAP	SECTOR 1	SECTOR 2	LAP TIME	MPH	DIFF	TIME OF DAY
1 -	57.868	29.890	1:27.758	81.18	10.453	10:37:24.926
2 -	52.729	27.983	1:20.712	88.27	3.407	10:38:45.638
3 -	51.212	27.500	1:18.712	90.51	1.407	10:40:04.350
4 -	***50.053***	27.252	***1:17.305*** **(1)**	***92.16***		***10:41:21.655***
5 -	51.210	27.681	1:18.891	90.30	1.586	10:42:40.546
6 -	50.538	***27.103***	1:17.641 **(2)**	91.76	0.336	10:43:58.187
7 -	50.399	27.270	1:17.669 **(3)**	91.73	0.364	10:45:15.856
8 -	51.091	28.617	1:19.708	89.38	2.403	10:46:35.564

BMCRC - MRO Championships 2024 - Rnd 4 @ Donington National

DART MRO 600 inc Clubman 600 & GP2/EVO

QUALIFYING - SECTOR ANALYSIS

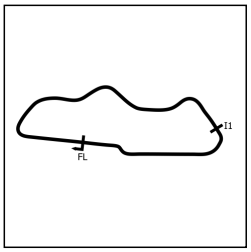

SECTOR 1 = FL to I1, SECTOR 2 = I1 to FL, DIFF = Difference To Personal Best Lap, P = Crossed Finish Line in Pit Lane, D = Time Disallowed

P26 186 C Dave TILING Honda -

IDEAL LAP TIME : 1:17.541 BEST LAP TIME : 1:17.906 DIFFERENCE : 0.365

LAP	SECTOR 1	SECTOR 2	LAP TIME	MPH	DIFF	TIME OF DAY
1 -	53.687	28.838	1:22.525	86.33	4.619	10:37:19.930
2 -	52.137	28.181	1:20.318	88.70	2.412	10:38:40.248
3 -	50.548	27.851	1:18.399	90.87	0.493	10:39:58.647
4 -	***50.190***	27.716	***1:17.906*** **(1)**	***91.45***		***10:41:16.553***
5 -	50.904	27.829	1:18.733	90.49	0.827	10:42:35.286
6 -	50.966	27.576	1:18.542	90.71	0.636	10:43:53.828
7 -	50.742	27.602	1:18.344 **(3)**	90.94	0.438	10:45:12.172
8 -	50.607	***27.351***	1:17.958 **(2)**	91.39	0.052	10:46:30.130

P27 13 C Blake DIDWELL Kawasaki ZX6R - Black Widow Exhausts | Double Blitz

IDEAL LAP TIME : 1:18.042 BEST LAP TIME : 1:18.042 DIFFERENCE : 0.000

LAP	SECTOR 1	SECTOR 2	LAP TIME	MPH	DIFF	TIME OF DAY
1 -	58.841	29.452	1:28.293	80.69	10.251	10:37:23.636
2 -	54.532	28.254	1:22.786	86.06	4.744	10:38:46.422
3 -	52.897	27.801	1:20.698 **(3)**	88.28	2.656	10:40:07.120
4 -	52.889	27.963	1:20.852	88.11	2.810	10:41:27.972
5 -	53.920	28.080	1:22.000	86.88	3.958	10:42:49.972
6 -	52.059	27.715	1:19.774 **(2)**	89.31	1.732	10:44:09.746
7 -	***50.938***	***27.104***	***1:18.042*** **(1)**	***91.29***		***10:45:27.788***

P28 111 Mark JACKSON Kawasaki R6 - Mick's Tyres Darton

IDEAL LAP TIME : 1:17.987 BEST LAP TIME : 1:18.179 DIFFERENCE : 0.192

LAP	SECTOR 1	SECTOR 2	LAP TIME	MPH	DIFF	TIME OF DAY
1 -	56.428	28.934	1:25.362	83.46	7.183	10:37:13.968
2 -	52.891	27.999	1:20.890	88.07	2.711	10:38:34.858
3 -	51.664	28.160	1:19.824	89.25	1.645	10:39:54.682
4 -	51.289	27.554	1:18.843	90.36	0.664	10:41:13.525
5 -	51.189	***27.167***	1:18.356	90.92	0.177	10:42:31.881
6 -	***50.820***	27.359	***1:18.179*** **(1)**	***91.13***		***10:43:50.060***
7 -	50.856	27.410	1:18.266 **(2)**	91.03	0.087	10:45:08.326
8 -	51.102	27.228	1:18.330 **(3)**	90.95	0.151	10:46:26.656

P29 98 C Chris SWYER Kawasaki -

IDEAL LAP TIME : 1:18.829 BEST LAP TIME : 1:18.829 DIFFERENCE : 0.000

LAP	SECTOR 1	SECTOR 2	LAP TIME	MPH	DIFF	TIME OF DAY
1 -	56.399	29.465	1:25.864	82.97	7.035	10:37:26.132
2 -	52.769	28.255	1:21.024	87.93	2.195	10:38:47.156
3 -	51.679	27.737	1:19.416 **(2)**	89.71	0.587	10:40:06.572
4 -	51.414	29.335	1:20.749 **(3)**	88.23	1.920	10:41:27.321
5 -	54.005	28.297	1:22.302	86.56	3.473	10:42:49.623
6 -	53.123	28.238	1:21.361	87.56	2.532	10:44:10.984
7 -	***51.132***	***27.697***	***1:18.829*** **(1)**	***90.38***		***10:45:29.813***

P30 910 C Harry GOWER Triumph DAYTONA 675 - RG Racing

IDEAL LAP TIME : 1:18.856 BEST LAP TIME : 1:18.856 DIFFERENCE : 0.000

LAP	SECTOR 1	SECTOR 2	LAP TIME	MPH	DIFF	TIME OF DAY
1 -	59.091	29.918	1:29.009	80.04	10.153	10:37:26.897
2 -	54.478	29.784	1:24.262	84.55	5.406	10:38:51.159
3 -	53.822	28.827	1:22.649	86.20	3.793	10:40:13.808
4 -	54.227	29.060	1:23.287	85.54	4.431	10:41:37.095
5 -	53.113	28.983	1:22.096 **(3)**	86.78	3.240	10:42:59.191
6 -	52.606	28.428	1:21.034 **(2)**	87.92	2.178	10:44:20.225
7 -	***51.303***	***27.553***	***1:18.856*** **(1)**	***90.35***		***10:45:39.081***

BMCRC - MRO Championships 2024 - Rnd 4 @ Donington National

DART MRO 600 inc Clubman 600 & GP2/EVO

QUALIFYING - SECTOR ANALYSIS

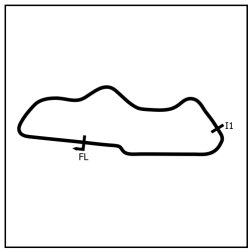

SECTOR 1 = FL to I1, SECTOR 2 = I1 to FL, DIFF = Difference To Personal Best Lap, P = Crossed Finish Line in Pit Lane, D = Time Disallowed

P31 84 C George HIGGINS Yamaha R6 - Aztec Racing

IDEAL LAP TIME : 1:19.538 BEST LAP TIME : 1:19.708 DIFFERENCE : 0.170

LAP	SECTOR 1	SECTOR 2	LAP TIME	MPH	DIFF	TIME OF DAY
1 -	55.115	29.220	1:24.335	84.48	4.627	10:37:18.717
2 -	53.028	28.198	1:21.226	87.71	1.518	10:38:39.943
3 -	52.907	28.114	1:21.021	87.93	1.313	10:40:00.964
4 -	52.189	27.647	1:19.836 (2)	89.24	0.128	10:41:20.800
5 -	53.136	28.144	1:21.280	87.65	1.572	10:42:42.080
6 -	52.533	***27.585***	1:20.118 (3)	88.92	0.410	10:44:02.198
7 -	***51.953***	27.755	***1:19.708 (1)***	***89.38***		***10:45:21.906***

P32 887 C Scott DERMOTT Honda CBR600RR - TwoClicksOut Racing

IDEAL LAP TIME : 1:19.850 BEST LAP TIME : 1:19.972 DIFFERENCE : 0.122

LAP	SECTOR 1	SECTOR 2	LAP TIME	MPH	DIFF	TIME OF DAY
1 -	1:01.074	31.052	1:32.126	77.33	12.154	10:37:29.930
2 -	54.471	29.234	1:23.705	85.11	3.733	10:38:53.635
3 -	53.263	***28.323***	1:21.586 (3)	87.32	1.614	10:40:15.221
4 -	53.181	28.991	1:22.172	86.70	2.200	10:41:37.393
5 -	53.234	29.361	1:22.595	86.25	2.623	10:42:59.988
6 -	52.063	28.551	1:20.614 (2)	88.37	0.642	10:44:20.602
7 -	***51.527***	28.445	***1:19.972 (1)***	***89.08***		***10:45:40.574***

P33 6 C Gareth FAITH Kawasaki ZX6R - Sitramoto

IDEAL LAP TIME : 1:20.147 BEST LAP TIME : 1:20.147 DIFFERENCE : 0.000

LAP	SECTOR 1	SECTOR 2	LAP TIME	MPH	DIFF	TIME OF DAY
1 -	56.605	29.717	1:26.322	82.53	6.175	10:37:29.048
2 -	52.605	29.133	1:21.738	87.16	1.591	10:38:50.786
3 -	52.896	28.692	1:21.588 (3)	87.32	1.441	10:40:12.374
4 -	54.265	28.903	1:23.168	85.66	3.021	10:41:35.542
5 -	52.337	29.509	1:21.846	87.04	1.699	10:42:57.388
6 -	***51.819***	***28.328***	***1:20.147 (1)***	***88.89***		***10:44:17.535***
7 -	52.531	28.428	1:20.959 (2)	88.00	0.812	10:45:38.494

P34 4 C Kallum BEDWELL Yamaha R6 - Connected to homes ltd/The lash bar

IDEAL LAP TIME : 1:20.091 BEST LAP TIME : 1:20.404 DIFFERENCE : 0.313

LAP	SECTOR 1	SECTOR 2	LAP TIME	MPH	DIFF	TIME OF DAY
1 -	OUTLAP	29.731	1:44.864	67.94	24.460	10:38:13.628
2 -	54.008	28.302	1:22.310	86.55	1.906	10:39:35.938
3 -	52.417	27.987	***1:20.404 (1)***	***88.61***		***10:40:56.342***
4 -	53.048	***27.840***	1:20.888 (3)	88.08	0.484	10:42:17.230
5 -	52.637	27.925	1:20.562 (2)	88.43	0.158	10:43:37.792
6 -	***52.251***	IN PIT	1:36.176 P	74.07	15.772	10:45:13.968

P35 64 C Jack ALLAN Yamaha R6 -

IDEAL LAP TIME : 1:20.446 BEST LAP TIME : 1:20.509 DIFFERENCE : 0.063

LAP	SECTOR 1	SECTOR 2	LAP TIME	MPH	DIFF	TIME OF DAY
1 -	56.232	28.958	1:25.190	83.63	4.681	10:37:30.371
2 -	53.413	***28.321***	1:21.734 (2)	87.16	1.225	10:38:52.105
3 -	***52.125***	28.384	***1:20.509 (1)***	***88.49***		***10:40:12.614***
4 -	53.464	28.502	1:21.966 (3)	86.92	1.457	10:41:34.580
5 -	54.288	29.448	1:23.736	85.08	3.227	10:42:58.316
6 -	53.204	IN PIT	1:26.190 P	82.66	5.681	10:44:24.506

BMCRC - MRO Championships 2024 - Rnd 4 @ Donington National

DART MRO 600 inc Clubman 600 & GP2/EVO

QUALIFYING - SECTOR ANALYSIS

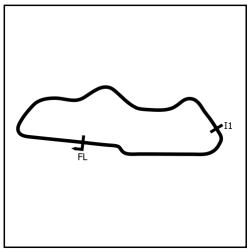

SECTOR 1 = FL to I1, SECTOR 2 = I1 to FL, DIFF = Difference To Personal Best Lap, P = Crossed Finish Line in Pit Lane, D = Time Disallowed

P36 58 Barry STEWART Kawasaki ZX6R -

IDEAL LAP TIME : 1:20.718 BEST LAP TIME : 1:20.912 DIFFERENCE : 0.194

LAP	SECTOR 1	SECTOR 2	LAP TIME	MPH	DIFF	TIME OF DAY
1 -	58.933	29.613	1:28.546	80.46	7.634	10:37:25.383
2 -	54.547	28.784	1:23.331	85.49	2.419	10:38:48.714
3 -	53.777	28.266	1:22.043 **(3)**	86.84	1.131	10:40:10.757
4 -	54.872	28.449	1:23.321	85.50	2.409	10:41:34.078
5 -	54.573	29.232	1:23.805	85.01	2.893	10:42:57.883
6 -	53.300	***27.876***	1:21.176 **(2)**	87.76	0.264	10:44:19.059
7 -	***52.842***	28.070	***1:20.912*** **(1)**	***88.05***		***10:45:39.971***

Weather / Track : Cloudy / Dry

Donington Park National: 1.9790 miles
Date: 01/06/2024 Start: 10:35 Finish: 10:45

BMCRC - MRO Championships 2024 - Rnd 4 @ Donington National

DART MRO 600 inc Clubman 600 & GP2/EVO

QUALIFYING - BEST SECTORS

SECTOR 1				SECTOR 2			IDEAL / BEST COMPARISON					
POS	NO	NAME	TIME	NO	NAME	TIME	POS	NO	NAME	IDEAL	BEST	DIFF
									PERFECT LAP	1:11.553		
1	76	JOHNSON	46.354	71	HARDY	25.199	1	71	HARDY	1:11.792	1:12.183	0.391
2	71	HARDY	46.593	5	MACRAE	25.416	2	76	JOHNSON	1:11.865	1:11.865	0.000
3	3	LAMBDEN	46.974	76	JOHNSON	25.511	3	3	LAMBDEN	1:12.913	1:12.941	0.028
4	1	FOWLE	47.204	48	FORREST	25.607	4	5	MACRAE	1:12.934	1:13.293	0.359
5	179	O'MARA	47.396	440	EVERTON	25.704	5	1	FOWLE	1:13.196	1:13.196	0.000
6	5	MACRAE	47.518	35	DICKINSON	25.825	6	179	O'MARA	1:13.316	1:14.018	0.702
7	56	MILLS	47.555	169	CUNNINGHAM	25.907	7	440	EVERTON	1:13.582	1:13.582	0.000
8	169	CUNNINGHAM	47.757	179	O'MARA	25.920	8	169	CUNNINGHAM	1:13.664	1:13.664	0.000
9	440	EVERTON	47.878	3	LAMBDEN	25.939	9	56	MILLS	1:13.680	1:14.947	1.267
10	35	DICKINSON	47.950	1	FOWLE	25.992	10	48	FORREST	1:13.752	1:13.752	0.000
11	48	FORREST	48.145	56	MILLS	26.125	11	35	DICKINSON	1:13.775	1:13.805	0.030
12	992	WORMALD	48.281	992	WORMALD	26.168	12	992	WORMALD	1:14.449	1:14.449	0.000
13	28	WALKER	48.482	91	HIRST	26.219	13	91	HIRST	1:14.702	1:14.702	0.000
14	91	HIRST	48.483	28	WALKER	26.224	14	28	WALKER	1:14.706	1:14.766	0.060
15	145	MARSH	48.643	39	MONK	26.238	15	145	MARSH	1:15.130	1:15.561	0.431
16	74	VAUGHAN	48.874	74	VAUGHAN	26.425	16	74	VAUGHAN	1:15.299	1:15.910	0.611
17	39	MONK	49.129	444	BUTLER	26.466	17	39	MONK	1:15.367	1:15.367	0.000
18	115	MAHER	49.144	145	MARSH	26.487	18	115	MAHER	1:15.734	1:15.781	0.047
19	72	BARNES	49.636	72	BARNES	26.572	19	72	BARNES	1:16.208	1:16.208	0.000
20	163	MACE	49.725	115	MAHER	26.590	20	444	BUTLER	1:16.470	1:16.534	0.064
21	89	MUNRO	49.886	67	ANSELL	26.624	21	971	PACKHAM	1:16.571	1:16.571	0.000
22	971	PACKHAM	49.928	971	PACKHAM	26.643	22	67	ANSELL	1:16.598	1:16.765	0.167
23	67	ANSELL	49.974	89	MUNRO	26.747	23	89	MUNRO	1:16.633	1:16.633	0.000
24	444	BUTLER	50.004	129	FALINSKI	27.103	24	163	MACE	1:16.934	1:17.227	0.293
25	129	FALINSKI	50.053	13	DIDWELL	27.104	25	129	FALINSKI	1:17.156	1:17.305	0.149
26	186	TILING	50.190	111	JACKSON	27.167	26	186	TILING	1:17.541	1:17.906	0.365
27	111	JACKSON	50.820	163	MACE	27.209	27	111	JACKSON	1:17.987	1:18.179	0.192
28	13	DIDWELL	50.938	186	TILING	27.351	28	13	DIDWELL	1:18.042	1:18.042	0.000
29	98	SWYER	51.132	910	GOWER	27.553	29	98	SWYER	1:18.829	1:18.829	0.000
30	910	GOWER	51.303	84	HIGGINS	27.585	30	910	GOWER	1:18.856	1:18.856	0.000
31	887	DERMOTT	51.527	98	SWYER	27.697	31	84	HIGGINS	1:19.538	1:19.708	0.170
32	6	FAITH	51.819	4	BEDWELL	27.840	32	887	DERMOTT	1:19.850	1:19.972	0.122
33	84	HIGGINS	51.953	58	STEWART	27.876	33	4	BEDWELL	1:20.091	1:20.404	0.313
34	64	ALLAN	52.125	64	ALLAN	28.321	34	6	FAITH	1:20.147	1:20.147	0.000
35	4	BEDWELL	52.251	887	DERMOTT	28.323	35	64	ALLAN	1:20.446	1:20.509	0.063
36	58	STEWART	52.842	6	FAITH	28.328	36	58	STEWART	1:20.718	1:20.912	0.194

Weather / Track : Cloudy / Dry

Donington Park National: 1.9790 miles
Date: 01/06/2024 Start: 10:35 Finish: 10:45

Results can be found at www.tsl-timing.com

Printed - 10:57 Saturday, 01 June 2024

BMCRC - MRO Championships 2024 - Rnd 4 @ Donington National

DART MRO 600 inc Clubman 600 & GP2/EVO

QUALIFYING - STATISTICS

Competitors Started	36
Planned Start	2024-06-01 @ 10:22:00.000
Actual Start	2024-06-01 @ 10:35:08.541
Finish Time	2024-06-01 @ 10:45:21.905
Track Length	1.9790mi.
Total Laps	262
Total Distance Covered	518.5156mi.

Session Fastest Lap History

NO	CL	NAME	LAP TIME	TIME OF DAY	LAP	VEHICLE
3		**Joey LAMBDEN**	**1:16.818**	10:37:06.884	1	Kawasaki 636
76		**Anthony JOHNSON**	**1:16.400**	10:37:27.744	1	
3		**Joey LAMBDEN**	**1:15.323**	10:38:22.207	2	Kawasaki 636
76		**Anthony JOHNSON**	**1:14.366**	10:38:42.110	2	
71	EVO	**Maximus HARDY**	**1:13.986**	10:38:51.987	2	Triumph 675R
3		**Joey LAMBDEN**	**1:13.209**	10:39:35.416	3	Kawasaki 636
76		**Anthony JOHNSON**	**1:12.673**	10:39:54.761	3	
76		**Anthony JOHNSON**	**1:11.865**	10:44:46.330	7	

Flag History

TYPE	TIME OF DAY
GREEN	10:35:08.541
FINISH	10:45:21.905

Flag Statistics

TYPE	COUNT	TOTAL LAPS	TOTAL TIME
Green	1	8	11:57.809
Red	0	0	0.000
Safety Car	0	0	0.000
FCY	0	0	0.000

Weather / Track : Cloudy / Dry

Donington Park National: 1.9790 miles
Date: 01/06/2024 Start: 10:35 Finish: 10:45

BMCRC - MRO Championships 2024 - Rnd 4 @ Donington National

DART MRO 600 inc Clubman 600 & GP2/EVO

QUALIFYING - STATISTICS

CLASS : 17 Starters

Fastest Lap History

NO	NAME	LAP TIME	TIME OF DAY	LAP	VEHICLE
3	**Joey LAMBDEN**	**1:16.818**	10:37:06.884	1	Kawasaki 636
76	**Anthony JOHNSON**	**1:16.400**	10:37:27.744	1	
3	**Joey LAMBDEN**	**1:15.323**	10:38:22.207	2	Kawasaki 636
76	**Anthony JOHNSON**	**1:14.366**	10:38:42.110	2	
3	**Joey LAMBDEN**	**1:13.209**	10:39:35.416	3	Kawasaki 636
76	**Anthony JOHNSON**	**1:12.673**	10:39:54.761	3	
76	**Anthony JOHNSON**	**1:11.865**	10:44:46.330	7	

Weather / Track : Cloudy / Dry

Donington Park National: 1.9790 miles
Date: 01/06/2024 Start: 10:35 Finish: 10:45

BMCRC - MRO Championships 2024 - Rnd 4 @ Donington National

DART MRO 600 inc Clubman 600 & GP2/EVO

QUALIFYING - STATISTICS

CLASS : C

17 Starters

Fastest Lap History

NO	NAME	LAP TIME	TIME OF DAY	LAP	VEHICLE
67	**Edward ANSELL**	**1:21.961**	10:37:10.825	1	Triumph 675
992	**Eddy WORMALD**	**1:18.433**	10:37:11.993	1	Yamaha R6
992	**Eddy WORMALD**	**1:17.278**	10:38:29.271	2	Yamaha R6
39	**Aaron MONK**	**1:16.223**	10:38:57.459	2	Kawsaki NINJA 636
992	**Eddy WORMALD**	**1:15.621**	10:39:44.860	3	Yamaha R6
440	**Elijah EVERTON**	**1:14.980**	10:40:55.530	3	Kawasaki NINJA 600
992	**Eddy WORMALD**	**1:14.858**	10:40:59.749	4	Yamaha R6
440	**Elijah EVERTON**	**1:14.568**	10:42:10.098	4	Kawasaki NINJA 600
440	**Elijah EVERTON**	**1:14.333**	10:43:24.431	5	Kawasaki NINJA 600
440	**Elijah EVERTON**	**1:13.582**	10:44:38.013	6	Kawasaki NINJA 600

Weather / Track : Cloudy / Dry

Donington Park National: 1.9790 miles
Date: 01/06/2024 Start: 10:35 Finish: 10:45

BMCRC - MRO Championships 2024 - Rnd 4 @ Donington National

DART MRO 600 inc Clubman 600 & GP2/EVO

QUALIFYING - STATISTICS

CLASS : EVO

2 Starters

Fastest Lap History

NO	NAME	LAP TIME	TIME OF DAY	LAP	VEHICLE
163	**Michael MACE**	**1:27.257**	10:37:27.968	1	Triumph 765RS
71	**Maximus HARDY**	**1:18.394**	10:37:38.001	1	Triumph 675R
71	**Maximus HARDY**	**1:13.986**	10:38:51.987	2	Triumph 675R
71	**Maximus HARDY**	**1:12.958**	10:41:20.074	4	Triumph 675R
71	**Maximus HARDY**	**1:12.691**	10:43:46.712	6	Triumph 675R
71	**Maximus HARDY**	**1:12.183**	10:44:58.894	7	Triumph 675R

MRO 600 | MOTO EVO & STREET EVO | MRO CLUBMAN 600

BMCRC - MRO Championships 2024 - Rnd 4 @ Donington National

DART MRO 600 inc Clubman 600 & GP2/EVO

RACE 6 - GRID (7 Laps)

ROW 13							37	531 Jake KOURTI
ROW 12	36	58 Barry STEWART 1:20.912	35	64 Jack ALLAN 1:20.509	34	4 Kallum BEDWELL 1:20.404		
ROW 11	33	6 Gareth FAITH 1:20.147	32	887 Scott DERMOTT 1:19.972	31	84 George HIGGINS 1:19.708		
ROW 10	30	910 Harry GOWER 1:18.856	29	98 Chris SWYER 1:18.829	28	111 Mark JACKSON 1:18.179		
ROW 9	27	13 Blake DIDWELL 1:18.042	26	186 Dave TILING 1:17.906	25	129 Adrian FALINSKI 1:17.305		
ROW 8	24	163 Michael MACE 1:17.227	23	67 Edward ANSELL 1:16.765	22	89 David MUNRO 1:16.633		
ROW 7	21	971 Jake PACKHAM 1:16.571	20	444 Vincent BUTLER 1:16.534	19	72 Nick BARNES 1:16.208		
ROW 6	18	74 Tom VAUGHAN 1:15.910	17	115 Brian MAHER 1:15.781	16	145 Jake MARSH 1:15.561		
ROW 5	15	39 Aaron MONK 1:15.367	14	56 Michael MILLS 1:14.947	13	28 Tom WALKER 1:14.766		
ROW 4	12	91 Sam HIRST 1:14.702	11	992 Eddy WORMALD 1:14.449	10	179 James O'MARA 1:14.018		
ROW 3	9	35 Kai DICKINSON 1:13.805	8	48 Rhys FORREST 1:13.752	7	169 Gareth CUNNINGHAM 1:13.664		
ROW 2	6	440 Elijah EVERTON 1:13.582	5	5 Luke MACRAE 1:13.293	4	1 Harry FOWLE 1:13.196		
ROW 1	3	3 Joey LAMBDEN 1:12.941	2	71 Maximus HARDY 1:12.183	1	76 Anthony JOHNSON 1:11.865		

Pole

These results are provisional until the conclusion of any judicial and technical matters.

Donington Park National: 1.9790 miles

Clerk Of Course:	Stewards:	Timekeeper: Craig Smith	

Results can be found at www.tsl-timing.com

Printed - 11:00 Saturday, 01 June 2024

TSL SPORTS TIMING TIMING SOLUTIONS LTD

MRO 600 | MOTO EVO & STREET EVO | MRO CLUBMAN 600

BMCRC - MRO Championships 2024 - Rnd 4 @ Donington National

DART MRO 600 inc Clubman 600 & GP2/EVO

RACE 6 - CLASSIFICATION

Race Distance: 7 Laps / 13.85 miles

POS	NO	CL	PIC	NAME	ENTRY	LAPS	TIME	GAP	DIFF	MPH	BEST	ON	GRD	↑↓
1	76		1	Anthony JOHNSON	- INTA MOTORCYCLE SERVICES LTD	7	8:20.730			99.32	1:11.154	7	1	0
2	71	EVO	1	Maximus HARDY	Triumph 675R -	7	8:23.959	3.229	3.229	98.69	1:11.410	4	2	0
3	3		2	Joey LAMBDEN	Kawasaki 636 -	7	8:25.994	5.264	2.035	98.29	1:11.336	4	3	0
4	5		3	Luke MACRAE	Triumph 765 - Bournephoto.co.uk	7	8:37.254	16.524	11.260	96.15	1:12.763	2	5	1
5	35		4	Kai DICKINSON	Kawasaki ZX636 -	7	8:39.426	18.696	2.172	95.75	1:13.415	6	9	4
6	56		5	Michael MILLS	Yamaha R6 - A51 Racing, The Wokingham Bar Company	7	8:42.348	21.618	2.922	95.21	1:13.500	5	14	8
7	440	C	1	Elijah EVERTON	Kawasaki NINJA 600 -	7	8:42.527	21.797	0.179	95.18	1:13.710	6	6	-1
8	169		6	Gareth CUNNINGHAM	Yamaha R6 - Burnham cars ltd	7	8:42.633	21.903	0.106	95.16	1:13.946	7	7	-1
9	992		7	Eddy WORMALD	Yamaha R6 -	7	8:43.029	22.299	0.396	95.09	1:13.880	2	11	2
10	179		8	James O'MARA	Triumph 675R - BRP Machining Ltd - Alton Compressor Ser	7	8:44.395	23.665	1.366	94.84	1:13.162	7	10	0
11	39	C	2	Aaron MONK	Kawsaki NINJA 636 - flyaspitfire.co.uk	7	8:52.146	31.416	7.751	93.46	1:14.467	5	15	4
12	28	C	3	Tom WALKER	Yamaha R6 - TRW Racing	7	8:52.488	31.758	0.342	93.40	1:14.837	5	13	1
13	74	C	4	Tom VAUGHAN	Yamaha R6 - Lamonde Automation Ltd, Smiths Mechanical	7	8:52.665	31.935	0.177	93.37	1:14.763	5	18	5
14	91		9	Sam HIRST	Kawasaki ZX-636 - Team Valley Racing	7	8:53.311	32.581	0.646	93.25	1:14.763	7	12	-2
15	72		10	Nick BARNES	Yamaha R6 - Park Electric	7	8:53.831	33.101	0.520	93.16	1:14.714	7	19	4
16	971		11	Jake PACKHAM	Yamaha R6 - Gasoline alley speedshop	7	8:53.902	33.172	0.071	93.15	1:14.719	7	21	5
17	444	C	5	Vincent BUTLER	Yamaha YZF R6 - Me	7	8:56.803	36.073	2.901	92.65	1:15.549	2	20	3
18	115	C	6	Brian MAHER	Yamaha R6 - Spraytech /Espresso Solutions	7	8:57.226	36.496	0.423	92.57	1:15.907	6	17	-1
19	89		12	David MUNRO	Yamaha R6 -	7	9:00.442	39.712	3.216	92.02	1:16.244	6	22	3
20	910	C	7	Harry GOWER	Triumph DAYTONA 675 - RG Racing	7	9:12.720	51.990	12.278	89.98	1:16.780	7	30	10
21	163	EVO	2	Michael MACE	Triumph 765RS - Marshall Ubergurglebergen	7	9:13.401	52.671	0.681	89.87	1:17.106	5	24	3
22	186	C	8	Dave TILING	Honda -	7	9:13.435	52.705	0.034	89.86	1:17.193	6	26	4
23	13	C	9	Blake DIDWELL	Kawasaki ZX6R - Black Widow Exhausts | Double Blitz	7	9:19.422	58.692	5.987	88.90	1:18.464	5	27	4
24	129	C	10	Adrian FALINSKI	Kawasaki ZX6R -	7	9:22.572	1:01.842	3.150	88.40	1:19.113	7	25	1
25	64	C	11	Jack ALLAN	Yamaha R6 -	7	9:22.832	1:02.102	0.260	88.36	1:17.783	7	35	10
26	111*		13	Mark JACKSON	Kawasaki R6 - Mick's Tyres Darton	7	9:23.025	1:02.295	0.193	88.33	1:17.270	6	28	2
27	4	C	12	Kallum BEDWELL	Yamaha R6 - Connected to homes ltd/The lash bar	7	9:26.961	1:06.231	3.936	87.72	1:18.605	7	34	7
28	887	C	13	Scott DERMOTT	Honda CBR600RR - TwoClicksOut Racing	7	9:27.312	1:06.582	0.351	87.66	1:18.653	7	32	4
29	84	C	14	George HIGGINS	Yamaha R6 - Aztec Racing	7	9:27.863	1:07.133	0.551	87.58	1:19.653	7	31	2
30	6	C	15	Gareth FAITH	Kawasaki ZX6R - Sitramoto	7	9:29.684	1:08.954	1.821	87.30	1:18.903	6	33	3
31	58		14	Barry STEWART	Kawasaki ZX6R -	6	8:20.260	1 Lap	1 Lap	85.17	1:21.789	5	36	5
32	67	C	16	Edward ANSELL	Triumph 675 - E a Ansell contractors	6	8:22.281	1 Lap	2.021	84.83	1:17.417	2	23	-9

NOT CLASSIFIED

DNF	98	C		Chris SWYER	Kawasaki -	5	6:51.671	2 Laps	1 Lap	86.20	1:18.426	4	29	
DNF	1			Harry FOWLE	Yamaha R6 - HF Refinishing Racing	1	1:14.071	6 Laps	4 Laps	94.34			4	
DNF	48	C		Rhys FORREST	Kawasaki ZX636 -	0							8	

FASTEST LAP

76		Anthony JOHNSON	- INTA MOTORCYCLE SERVICES LTD	7	1:11.154	100.12 mph	161.14 kph
71	EVO	Maximus HARDY	Triumph 675R -	4	1:11.410	99.77 mph	160.56 kph
440	C	Elijah EVERTON	Kawasaki NINJA 600 -	6	1:13.710	96.65 mph	155.55 kph

Comments:
*** No. 111 - 10 second penalty - yellow flag infringement**

Class - 92.5% of Race Speed = 91.87 mph
Class EVO - 92.5% of Race Speed = 91.28 mph
Class C - 92.5% of Race Speed = 88.04 mph

Weather / Track : Cloudy / Dry
These results are provisional until the conclusion of any judicial and technical matters.

Date: 01/06/2024 Start: 14:38 Finish: 14:46
Donington Park National: 1.9790 miles

Clerk Of Course:	Stewards:	Timekeeper: Craig Smith	

Results can be found at www.tsl-timing.com

Printed - 14:51 Saturday, 01 June 2024

BMCRC - MRO Championships 2024 - Rnd 4 @ Donington National

DART MRO 600 inc Clubman 600 & GP2/EVO

RACE 6 - LAP CHART

LAP 1 @ 14:39:33.889

NO	BEHIND	LAP TIME
76		1:12.576
71	0.158	1:12.734
3	1.453	1:14.029
1	1.495	1:14.071
5	2.607	1:15.183
169	3.838	1:16.414
35	4.316	1:16.892
440	4.525	1:17.101
992	5.066	1:17.642
91	5.843	1:18.419
56	5.943	1:18.519
179	6.284	1:18.860
39	6.489	1:19.065
74	6.922	1:19.498
28	7.001	1:19.577
115	7.477	1:20.053
72	8.119	1:20.695
971	8.271	1:20.847
89	8.949	1:21.525
444	9.442	1:22.018
67	9.739	1:22.315
186	10.266	1:22.842
111	10.878	1:23.454
163	11.394	1:23.970
13	11.641	1:24.217
98	11.904	1:24.480
910	12.021	1:24.597
129	12.798	1:25.374
84	13.549	1:26.125
64	13.871	1:26.447
4	14.634	1:27.210
887	15.234	1:27.810
58	16.647	1:29.223
6	16.709	1:29.285

LAP 2 @ 14:40:45.499

NO	BEHIND	LAP TIME
76		1:11.610
71	0.364	1:11.816
3	1.507	1:11.664
5	3.760	1:12.763
169	6.658	1:14.430
35	6.893	1:14.187
440	7.036	1:14.121
992	7.336	1:13.880
56	8.809	1:14.476
179	10.853	1:16.179
91	11.110	1:16.877
39	11.431	1:16.552
28	11.580	1:16.189
74	11.707	1:16.395
115	12.123	1:16.256
72	12.596	1:16.087
971	12.929	1:16.268
444	13.381	1:15.549
89	14.193	1:16.854
67	15.546	1:17.417
186	16.743	1:18.087
111	17.510	1:18.242
163	17.989	1:18.205
98	19.143	1:18.849
13	19.270	1:19.239
910	20.172	1:19.761
129	20.531	1:19.343
64	22.985	1:20.724
84	23.474	1:21.535
4	24.606	1:21.582
887	24.918	1:21.294
6	27.104	1:22.005
58	27.283	1:22.246

LAP 3 @ 14:41:57.227

NO	BEHIND	LAP TIME
76		1:11.728
71	0.088	1:11.452
3	1.322	1:11.543
5	5.838	1:13.806
35	9.385	1:14.220
169	9.506	1:14.576
440	9.757	1:14.449
992	10.082	1:14.474
56	11.082	1:14.001
179	13.287	1:14.162
91	15.413	1:16.031
28	15.575	1:15.723
39	15.816	1:16.113
74	16.010	1:16.031
115	16.802	1:16.407
72	17.118	1:16.250
971	17.307	1:16.106
444	17.601	1:15.948
89	19.218	1:16.753
186	26.155	1:21.140
111	26.381	1:20.599
98	27.053	1:19.638
163	27.320	1:21.059
13	27.440	1:19.898
910	27.685	1:19.241
129	28.779	1:19.976
64	30.905	1:19.648
84	32.254	1:20.508
4	32.899	1:20.021
887	33.687	1:20.497
6	35.499	1:20.123
58	37.875	1:22.320
67	45.954	1:42.136

LAP 4 @ 14:43:08.395

NO	BEHIND	LAP TIME
76		1:11.168
71	0.330	1:11.410
3	1.490	1:11.336
5	8.429	1:13.759
35	11.935	1:13.718
169	12.377	1:14.039
440	12.764	1:14.175
992	13.084	1:14.170
56	13.622	1:13.708
179	16.396	1:14.277
28	19.829	1:15.422
39	20.372	1:15.724
91	20.555	1:16.310
74	20.697	1:15.855
72	21.409	1:15.459
115	21.670	1:16.036
971	21.737	1:15.598
444	22.626	1:16.193
89	24.345	1:16.295
111	32.964	1:17.751
186	33.551	1:18.564
163	34.057	1:17.905
98	34.311	1:18.426
910	34.463	1:17.946
13	35.343	1:19.071
129	36.976	1:19.365
64	39.623	1:19.886
84	40.822	1:19.736
4	41.409	1:19.678
887	41.900	1:19.381
6	44.192	1:19.861
58	49.106	1:22.399
67	56.049	1:21.263

LAP 5 @ 14:44:19.703

NO	BEHIND	LAP TIME
76		1:11.308
71	0.694	1:11.672
3	2.410	1:12.228
5	10.831	1:13.710
35	14.175	1:13.548
440	15.401	1:13.945
169	15.720	1:14.651
56	15.814	1:13.500
992	15.948	1:14.172
179	18.941	1:13.853
28	23.358	1:14.837
39	23.531	1:14.467
74	24.152	1:14.763
91	25.142	1:15.895
72	25.438	1:15.337
971	25.945	1:15.516
115	26.440	1:16.078
444	26.907	1:15.589
89	29.507	1:16.470
111	39.437	1:17.781
163	39.855	1:17.106
910	40.356	1:17.201
186	40.504	1:18.261
13	42.499	1:18.464
129	45.534	1:19.866
64	47.678	1:19.363
84	49.513	1:19.999
4	49.952	1:19.851
887	50.517	1:19.925
6	52.623	1:19.739
98	53.281	1:30.278 P
58	59.587	1:21.789
67	1:04.314	1:19.573

LAP 6 @ 14:45:30.889

NO	BEHIND	LAP TIME
76		1:11.186
71	1.909	1:12.401
3	3.554	1:12.330
5	13.877	1:14.232
35	16.404	1:13.415
440	17.925	1:13.710
56	18.580	1:13.952
169	19.111	1:14.577
992	19.298	1:14.536
179	21.657	1:13.902
39	27.267	1:14.922
28	27.545	1:15.373
74	27.963	1:14.997
91	28.972	1:15.016
72	29.541	1:15.289
971	29.607	1:14.848
115	31.161	1:15.907
444	31.334	1:15.613
89	34.565	1:16.244
111	45.521	1:17.270
163	46.151	1:17.482
910	46.364	1:17.194
186	46.511	1:17.193
13	50.465	1:19.152
129	53.883	1:19.535
64	55.473	1:18.981
84	58.634	1:20.307
4	58.780	1:20.014
887	59.083	1:19.752
6	1:00.340	1:18.903
58	1:10.684	1:22.283

LAP 7 @ 14:46:42.043

NO	BEHIND	LAP TIME
76		1:11.154
67	1 Lap	1:19.577
71	3.229	1:12.474
3	5.264	1:12.864
5	16.524	1:13.801
35	18.696	1:13.446
56	21.618	1:14.192
440	21.797	1:15.026
169	21.903	1:13.946
992	22.299	1:14.155
179	23.665	1:13.162
39	31.416	1:15.303
28	31.758	1:15.367
74	31.935	1:15.126
91	32.581	1:14.763
72	33.101	1:14.714
971	33.172	1:14.719
444	36.073	1:15.893
115	36.496	1:16.489
89	39.712	1:16.301
910	51.990	1:16.780
111	52.295	1:17.928
163	52.671	1:17.674
186	52.705	1:17.348
13	58.692	1:19.381
129	1:01.842	1:19.113
64	1:02.102	1:17.783
4	1:06.231	1:18.605
887	1:06.582	1:18.653
84	1:07.133	1:19.653
6	1:08.954	1:19.768

Weather / Track : Cloudy / Dry

Donington Park National: 1.9790 miles
Date: 01/06/2024 Start: 14:38 Finish: 14:46

Results can be found at www.tsl-timing.com

Printed - 14:49 Saturday, 01 June 2024

BMCRC - MRO Championships 2024 - Rnd 4 @ Donington National

DART MRO 600 inc Clubman 600 & GP2/EVO

RACE 6 - POSITION CHART

		Lap	1	2	3	4	5	6	7
No	Name	Pos							
76	JOHNSON	1	76	76	76	76	76	76	76
71	HARDY	2	71	71	71	71	71	71	71
3	LAMBDEN	3	3	3	3	3	3	3	3
1	FOWLE	4	1	5	5	5	5	5	5
5	MACRAE	5	5	169	35	35	35	35	35
440	EVERTON	6	169	35	169	169	440	440	56
169	CUNNINGHAM	7	35	440	440	440	169	56	440
48	FORREST	8	440	992	992	992	56	169	169
35	DICKINSON	9	992	56	56	56	992	992	992
179	O'MARA	10	91	179	179	179	179	179	179
992	WORMALD	11	56	91	91	28	28	39	39
91	HIRST	12	179	39	28	39	39	28	28
28	WALKER	13	39	28	39	91	74	74	74
56	MILLS	14	74	74	74	74	91	91	91
39	MONK	15	28	115	115	72	72	72	72
115	MAHER	16	115	72	72	115	971	971	971
74	VAUGHAN	17	72	971	971	971	115	115	444
72	BARNES	18	971	444	444	444	444	444	115
444	BUTLER	19	89	89	89	89	89	89	89
971	PACKHAM	20	444	67	186	111	111	111	910
89	MUNRO	21	67	186	111	186	163	163	111
67	ANSELL	22	186	111	98	163	910	910	163
163	MACE	23	111	163	163	98	186	186	186
129	FALINSKI	24	163	98	13	910	13	13	13
186	TILING	25	13	13	910	13	129	129	129
13	DIDWELL	26	98	910	129	129	64	64	64
111	JACKSON	27	910	129	64	64	84	84	4
98	SWYER	28	129	64	84	84	4	4	887
910	GOWER	29	84	84	4	4	887	887	84
84	HIGGINS	30	64	4	887	887	6	6	6
887	DERMOTT	31	4	887	6	6	*98*	58	
6	FAITH	32	887	6	58	58	58	67	
4	BEDWELL	33	58	58	67	67	67		
64	ALLAN	34	6						
58	STEWART	35							

Weather / Track : Cloudy / Dry

Donington Park National: 1.9790 miles
Date: 01/06/2024 Start: 14:38 Finish: 14:46

Results can be found at www.tsl-timing.com

Printed - 14:49 Saturday, 01 June 2024

BMCRC - MRO Championships 2024 - Rnd 4 @ Donington National

DART MRO 600 inc Clubman 600 & GP2/EVO

RACE 6 - SECTOR ANALYSIS

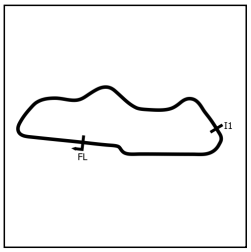

SECTOR 1 = FL to I1, SECTOR 2 = I1 to FL, DIFF = Difference To Personal Best Lap, P = Crossed Finish Line in Pit Lane, D = Time Disallowed

P1 76 Anthony JOHNSON - INTA MOTORCYCLE SERVICES LTD

IDEAL LAP TIME : 1:11.018 BEST LAP TIME : 1:11.154 DIFFERENCE : 0.136

LAP	SECTOR 1	SECTOR 2	LAP TIME	MPH	DIFF	TIME OF DAY
1 -		25.536	1:12.576	98.16	1.422	14:39:33.889
2 -	46.422	25.188	1:11.610	99.49	0.456	14:40:45.499
3 -	46.452	25.276	1:11.728	99.32	0.574	14:41:57.227
4 -	46.048	25.120	1:11.168 (2)	100.11	0.014	14:43:08.395
5 -	46.102	25.206	1:11.308	99.91	0.154	14:44:19.703
6 -	46.150	***25.036***	1:11.186 (3)	100.08	0.032	14:45:30.889
7 -	***45.982***	25.172	***1:11.154*** (1)	***100.12***		***14:46:42.043***

P2 71 EVO Maximus HARDY Triumph 675R -

IDEAL LAP TIME : 1:11.368 BEST LAP TIME : 1:11.410 DIFFERENCE : 0.042

LAP	SECTOR 1	SECTOR 2	LAP TIME	MPH	DIFF	TIME OF DAY
1 -		25.410	1:12.734	97.95	1.324	14:39:34.047
2 -	46.598	25.218	1:11.816	99.20	0.406	14:40:45.863
3 -	46.346	***25.106***	1:11.452 (2)	99.71	0.042	14:41:57.315
4 -	***46.262***	25.148	***1:11.410*** (1)	***99.77***		***14:43:08.725***
5 -	46.485	25.187	1:11.672 (3)	99.40	0.262	14:44:20.397
6 -	46.807	25.594	1:12.401	98.40	0.991	14:45:32.798
7 -	46.844	25.630	1:12.474	98.30	1.064	14:46:45.272

P3 3 Joey LAMBDEN Kawasaki 636 -

IDEAL LAP TIME : 1:11.336 BEST LAP TIME : 1:11.336 DIFFERENCE : 0.000

LAP	SECTOR 1	SECTOR 2	LAP TIME	MPH	DIFF	TIME OF DAY
1 -		25.528	1:14.029	96.24	2.693	14:39:35.342
2 -	46.307	25.357	1:11.664 (3)	99.41	0.328	14:40:47.006
3 -	46.185	25.358	1:11.543 (2)	99.58	0.207	14:41:58.549
4 -	***46.034***	***25.302***	***1:11.336*** (1)	***99.87***		***14:43:09.885***
5 -	46.554	25.674	1:12.228	98.64	0.892	14:44:22.113
6 -	46.566	25.764	1:12.330	98.50	0.994	14:45:34.443
7 -	47.133	25.731	1:12.864	97.78	1.528	14:46:47.307

P4 5 Luke MACRAE Triumph 765 - Bournephoto.co.uk

IDEAL LAP TIME : 1:12.670 BEST LAP TIME : 1:12.763 DIFFERENCE : 0.093

LAP	SECTOR 1	SECTOR 2	LAP TIME	MPH	DIFF	TIME OF DAY
1 -		25.747	1:15.183	94.76	2.420	14:39:36.496
2 -	***47.054***	25.709	***1:12.763*** (1)	***97.91***		***14:40:49.259***
3 -	48.190	***25.616***	1:13.806	96.53	1.043	14:42:03.065
4 -	47.939	25.820	1:13.759 (3)	96.59	0.996	14:43:16.824
5 -	48.061	25.649	1:13.710 (2)	96.65	0.947	14:44:30.534
6 -	48.352	25.880	1:14.232	95.97	1.469	14:45:44.766
7 -	47.911	25.890	1:13.801	96.53	1.038	14:46:58.567

P5 35 Kai DICKINSON Kawasaki ZX636 -

IDEAL LAP TIME : 1:13.140 BEST LAP TIME : 1:13.415 DIFFERENCE : 0.275

LAP	SECTOR 1	SECTOR 2	LAP TIME	MPH	DIFF	TIME OF DAY
1 -		26.015	1:16.892	92.65	3.477	14:39:38.205
2 -	47.858	26.329	1:14.187	96.03	0.772	14:40:52.392
3 -	48.296	25.924	1:14.220	95.99	0.805	14:42:06.612
4 -	47.993	25.725	1:13.718	96.64	0.303	14:43:20.330
5 -	47.845	25.703	1:13.548 (3)	96.87	0.133	14:44:33.878
6 -	47.827	***25.588***	***1:13.415*** (1)	***97.04***		***14:45:47.293***
7 -	***47.552***	25.894	1:13.446 (2)	97.00	0.031	14:47:00.739

Weather / Track : Cloudy / Dry

Donington Park National: 1.9790 miles
Date: 01/06/2024 Start: 14:38 Finish: 14:46

BMCRC - MRO Championships 2024 - Rnd 4 @ Donington National

DART MRO 600 inc Clubman 600 & GP2/EVO

RACE 6 - SECTOR ANALYSIS

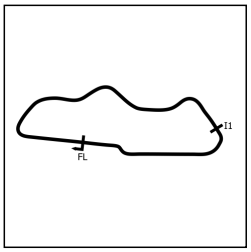

SECTOR 1 = FL to I1, SECTOR 2 = I1 to FL, DIFF = Difference To Personal Best Lap, P = Crossed Finish Line in Pit Lane, D = Time Disallowed

P6 56 Michael MILLS — Yamaha R6 - A51 Racing, The Wokingham Bar Company

IDEAL LAP TIME : 1:13.233 BEST LAP TIME : 1:13.500 DIFFERENCE : 0.267

LAP	SECTOR 1	SECTOR 2	LAP TIME	MPH	DIFF	TIME OF DAY
1 -		26.287	1:18.519	90.73	5.019	14:39:39.832
2 -	48.475	26.001	1:14.476	95.66	0.976	14:40:54.308
3 -	48.144	25.857	1:14.001	96.27	0.501	14:42:08.309
4 -	48.059	***25.649***	1:13.708 **(2)**	96.66	0.208	14:43:22.017
5 -	***47.584***	25.916	***1:13.500*** **(1)**	***96.93***		***14:44:35.517***
6 -	48.282	25.670	1:13.952 **(3)**	96.34	0.452	14:45:49.469
7 -	47.953	26.239	1:14.192	96.02	0.692	14:47:03.661

P7 440 C Elijah EVERTON — Kawasaki NINJA 600 -

IDEAL LAP TIME : 1:13.582 BEST LAP TIME : 1:13.710 DIFFERENCE : 0.128

LAP	SECTOR 1	SECTOR 2	LAP TIME	MPH	DIFF	TIME OF DAY
1 -		26.439	1:17.101	92.40	3.391	14:39:38.414
2 -	48.230	25.891	1:14.121 **(3)**	96.12	0.411	14:40:52.535
3 -	48.594	25.855	1:14.449	95.69	0.739	14:42:06.984
4 -	48.238	25.937	1:14.175	96.05	0.465	14:43:21.159
5 -	***47.908***	26.037	1:13.945 **(2)**	96.35	0.235	14:44:35.104
6 -	48.036	***25.674***	***1:13.710*** **(1)**	***96.65***		***14:45:48.814***
7 -	48.508	26.518	1:15.026	94.96	1.316	14:47:03.840

P8 169 Gareth CUNNINGHAM — Yamaha R6 - Burnham cars ltd

IDEAL LAP TIME : 1:13.710 BEST LAP TIME : 1:13.946 DIFFERENCE : 0.236

LAP	SECTOR 1	SECTOR 2	LAP TIME	MPH	DIFF	TIME OF DAY
1 -		26.221	1:16.414	93.23	2.468	14:39:37.727
2 -	48.177	26.253	1:14.430 **(3)**	95.72	0.484	14:40:52.157
3 -	48.331	26.245	1:14.576	95.53	0.630	14:42:06.733
4 -	48.138	***25.901***	1:14.039 **(2)**	96.22	0.093	14:43:20.772
5 -	48.024	26.627	1:14.651	95.43	0.705	14:44:35.423
6 -	48.608	25.969	1:14.577	95.53	0.631	14:45:50.000
7 -	***47.809***	26.137	***1:13.946*** **(1)**	***96.34***		***14:47:03.946***

P9 992 Eddy WORMALD — Yamaha R6 -

IDEAL LAP TIME : 1:13.785 BEST LAP TIME : 1:13.880 DIFFERENCE : 0.095

LAP	SECTOR 1	SECTOR 2	LAP TIME	MPH	DIFF	TIME OF DAY
1 -		26.186	1:17.642	91.76	3.762	14:39:38.955
2 -	48.003	***25.877***	***1:13.880*** **(1)**	***96.43***		***14:40:52.835***
3 -	48.500	25.974	1:14.474	95.66	0.594	14:42:07.309
4 -	48.205	25.965	1:14.170 **(3)**	96.05	0.290	14:43:21.479
5 -	***47.908***	26.264	1:14.172	96.05	0.292	14:44:35.651
6 -	48.642	25.894	1:14.536	95.58	0.656	14:45:50.187
7 -	47.970	26.185	1:14.155 **(2)**	96.07	0.275	14:47:04.342

P10 179 James O'MARA — Triumph 675R - BRP Machining Ltd - Alton Compressor Services

IDEAL LAP TIME : 1:13.162 BEST LAP TIME : 1:13.162 DIFFERENCE : 0.000

LAP	SECTOR 1	SECTOR 2	LAP TIME	MPH	DIFF	TIME OF DAY
1 -		26.594	1:18.860	90.34	5.698	14:39:40.173
2 -	49.521	26.658	1:16.179	93.52	3.017	14:40:56.352
3 -	48.101	26.061	1:14.162	96.06	1.000	14:42:10.514
4 -	48.129	26.148	1:14.277	95.91	1.115	14:43:24.791
5 -	47.782	26.071	1:13.853 **(2)**	96.47	0.691	14:44:38.644
6 -	47.833	26.069	1:13.902 **(3)**	96.40	0.740	14:45:52.546
7 -	***47.395***	***25.767***	***1:13.162*** **(1)**	***97.38***		***14:47:05.708***

BMCRC - MRO Championships 2024 - Rnd 4 @ Donington National

DART MRO 600 inc Clubman 600 & GP2/EVO

RACE 6 - SECTOR ANALYSIS

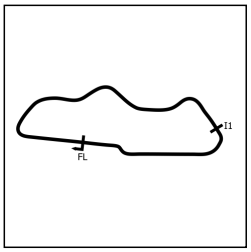

SECTOR 1 = FL to I1, SECTOR 2 = I1 to FL, DIFF = Difference To Personal Best Lap, P = Crossed Finish Line in Pit Lane, D = Time Disallowed

P11 39 C Aaron MONK Kawsaki NINJA 636 - flyaspitfire.co.uk

IDEAL LAP TIME : 1:14.467 BEST LAP TIME : 1:14.467 DIFFERENCE : 0.000

LAP	SECTOR 1	SECTOR 2	LAP TIME	MPH	DIFF	TIME OF DAY
1 -		26.553	1:19.065	90.11	4.598	14:39:40.378
2 -	49.517	27.035	1:16.552	93.06	2.085	14:40:56.930
3 -	49.278	26.835	1:16.113	93.60	1.646	14:42:13.043
4 -	49.135	26.589	1:15.724	94.08	1.257	14:43:28.767
5 -	***48.482***	***25.985***	***1:14.467 (1)***	***95.67***		***14:44:43.234***
6 -	48.781	26.141	1:14.922 **(2)**	95.09	0.455	14:45:58.156
7 -	48.886	26.417	1:15.303 **(3)**	94.61	0.836	14:47:13.459

P12 28 C Tom WALKER Yamaha R6 - TRW Racing

IDEAL LAP TIME : 1:14.707 BEST LAP TIME : 1:14.837 DIFFERENCE : 0.130

LAP	SECTOR 1	SECTOR 2	LAP TIME	MPH	DIFF	TIME OF DAY
1 -		26.340	1:19.577	89.53	4.740	14:39:40.890
2 -	49.516	26.673	1:16.189	93.51	1.352	14:40:57.079
3 -	49.391	26.332	1:15.723	94.08	0.886	14:42:12.802
4 -	49.219	26.203	1:15.422	94.46	0.585	14:43:28.224
5 -	***48.636***	26.201	***1:14.837 (1)***	***95.20***		***14:44:43.061***
6 -	49.302	***26.071***	1:15.373 **(3)**	94.52	0.536	14:45:58.434
7 -	48.872	26.495	1:15.367 **(2)**	94.53	0.530	14:47:13.801

P13 74 C Tom VAUGHAN Yamaha R6 - Lamonde Automation Ltd, Smiths Mechanical Sup

IDEAL LAP TIME : 1:14.763 BEST LAP TIME : 1:14.763 DIFFERENCE : 0.000

LAP	SECTOR 1	SECTOR 2	LAP TIME	MPH	DIFF	TIME OF DAY
1 -		26.675	1:19.498	89.61	4.735	14:39:40.811
2 -	49.402	26.993	1:16.395	93.26	1.632	14:40:57.206
3 -	49.283	26.748	1:16.031	93.70	1.268	14:42:13.237
4 -	49.236	26.619	1:15.855	93.92	1.092	14:43:29.092
5 -	***48.648***	***26.115***	***1:14.763 (1)***	***95.29***		***14:44:43.855***
6 -	48.870	26.127	1:14.997 **(2)**	94.99	0.234	14:45:58.852
7 -	48.686	26.440	1:15.126 **(3)**	94.83	0.363	14:47:13.978

P14 91 Sam HIRST Kawasaki ZX-636 - Team Valley Racing

IDEAL LAP TIME : 1:14.763 BEST LAP TIME : 1:14.763 DIFFERENCE : 0.000

LAP	SECTOR 1	SECTOR 2	LAP TIME	MPH	DIFF	TIME OF DAY
1 -		26.601	1:18.419	90.85	3.656	14:39:39.732
2 -	49.941	26.936	1:16.877	92.67	2.114	14:40:56.609
3 -	49.489	26.542	1:16.031	93.70	1.268	14:42:12.640
4 -	49.226	27.084	1:16.310	93.36	1.547	14:43:28.950
5 -	49.469	26.426	1:15.895 **(3)**	93.87	1.132	14:44:44.845
6 -	48.749	26.267	1:15.016 **(2)**	94.97	0.253	14:45:59.861
7 -	***48.521***	***26.242***	***1:14.763 (1)***	***95.29***		***14:47:14.624***

P15 72 Nick BARNES Yamaha R6 - Park Electric

IDEAL LAP TIME : 1:14.619 BEST LAP TIME : 1:14.714 DIFFERENCE : 0.095

LAP	SECTOR 1	SECTOR 2	LAP TIME	MPH	DIFF	TIME OF DAY
1 -		26.797	1:20.695	88.29	5.981	14:39:42.008
2 -	49.652	26.435	1:16.087	93.63	1.373	14:40:58.095
3 -	49.332	26.918	1:16.250	93.43	1.536	14:42:14.345
4 -	49.331	***26.128***	1:15.459	94.41	0.745	14:43:29.804
5 -	49.108	26.229	1:15.337 **(3)**	94.57	0.623	14:44:45.141
6 -	48.999	26.290	1:15.289 **(2)**	94.63	0.575	14:46:00.430
7 -	***48.491***	26.223	***1:14.714 (1)***	***95.35***		***14:47:15.144***

Weather / Track : Cloudy / Dry

Donington Park National: 1.9790 miles
Date: 01/06/2024 Start: 14:38 Finish: 14:46

BMCRC - MRO Championships 2024 - Rnd 4 @ Donington National

DART MRO 600 inc Clubman 600 & GP2/EVO

RACE 6 - SECTOR ANALYSIS

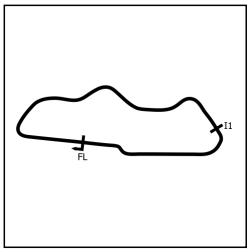

SECTOR 1 = FL to I1, SECTOR 2 = I1 to FL, DIFF = Difference To Personal Best Lap, P = Crossed Finish Line in Pit Lane, D = Time Disallowed

P16 971 Jake PACKHAM — Yamaha R6 - Gasoline alley speedshop

IDEAL LAP TIME : 1:14.587 BEST LAP TIME : 1:14.719 DIFFERENCE : 0.132

LAP	SECTOR 1	SECTOR 2	LAP TIME	MPH	DIFF	TIME OF DAY
1 -		26.778	1:20.847	88.12	6.128	14:39:42.160
2 -	49.664	26.604	1:16.268	93.41	1.549	14:40:58.428
3 -	49.149	26.957	1:16.106	93.61	1.387	14:42:14.534
4 -	49.226	26.372	1:15.598	94.24	0.879	14:43:30.132
5 -	49.269	26.247	1:15.516 (3)	94.34	0.797	14:44:45.648
6 -	***48.636***	26.212	1:14.848 (2)	95.18	0.129	14:46:00.496
7 -	48.768	***25.951***	***1:14.719*** (1)	***95.35***		***14:47:15.215***

P17 444 C Vincent BUTLER — Yamaha YZF R6 - Me

IDEAL LAP TIME : 1:15.296 BEST LAP TIME : 1:15.549 DIFFERENCE : 0.253

LAP	SECTOR 1	SECTOR 2	LAP TIME	MPH	DIFF	TIME OF DAY
1 -		26.549	1:22.018	86.86	6.469	14:39:43.331
2 -	49.211	26.338	***1:15.549*** (1)	***94.30***		***14:40:58.880***
3 -	49.395	26.553	1:15.948	93.80	0.399	14:42:14.828
4 -	49.820	26.373	1:16.193	93.50	0.644	14:43:31.021
5 -	***49.024***	26.565	1:15.589 (2)	94.25	0.040	14:44:46.610
6 -	49.341	***26.272***	1:15.613 (3)	94.22	0.064	14:46:02.223
7 -	49.149	26.744	1:15.893	93.87	0.344	14:47:18.116

P18 115 C Brian MAHER — Yamaha R6 - Spraytech /Espresso Solutions

IDEAL LAP TIME : 1:15.583 BEST LAP TIME : 1:15.907 DIFFERENCE : 0.324

LAP	SECTOR 1	SECTOR 2	LAP TIME	MPH	DIFF	TIME OF DAY
1 -		26.703	1:20.053	88.99	4.146	14:39:41.366
2 -	49.700	26.556	1:16.256	93.43	0.349	14:40:57.622
3 -	49.470	26.937	1:16.407	93.24	0.500	14:42:14.029
4 -	49.422	26.614	1:16.036 (2)	93.70	0.129	14:43:30.065
5 -	49.494	26.584	1:16.078 (3)	93.64	0.171	14:44:46.143
6 -	49.382	***26.525***	***1:15.907*** (1)	***93.86***		***14:46:02.050***
7 -	***49.058***	27.431	1:16.489	93.14	0.582	14:47:18.539

P19 89 David MUNRO — Yamaha R6 -

IDEAL LAP TIME : 1:16.088 BEST LAP TIME : 1:16.244 DIFFERENCE : 0.156

LAP	SECTOR 1	SECTOR 2	LAP TIME	MPH	DIFF	TIME OF DAY
1 -		26.759	1:21.525	87.39	5.281	14:39:42.838
2 -	50.053	26.801	1:16.854	92.70	0.610	14:40:59.692
3 -	49.896	26.857	1:16.753	92.82	0.509	14:42:16.445
4 -	49.597	26.698	1:16.295 (2)	93.38	0.051	14:43:32.740
5 -	49.637	26.833	1:16.470	93.16	0.226	14:44:49.210
6 -	***49.452***	26.792	***1:16.244*** (1)	***93.44***		***14:46:05.454***
7 -	49.665	***26.636***	1:16.301 (3)	93.37	0.057	14:47:21.755

P20 910 C Harry GOWER — Triumph DAYTONA 675 - RG Racing

IDEAL LAP TIME : 1:16.780 BEST LAP TIME : 1:16.780 DIFFERENCE : 0.000

LAP	SECTOR 1	SECTOR 2	LAP TIME	MPH	DIFF	TIME OF DAY
1 -		27.421	1:24.597	84.21	7.817	14:39:45.910
2 -	52.663	27.098	1:19.761	89.32	2.981	14:41:05.671
3 -	52.112	27.129	1:19.241	89.91	2.461	14:42:24.912
4 -	50.629	27.317	1:17.946	91.40	1.166	14:43:42.858
5 -	50.314	26.887	1:17.201 (3)	92.28	0.421	14:45:00.059
6 -	50.422	26.772	1:17.194 (2)	92.29	0.414	14:46:17.253
7 -	***50.084***	***26.696***	***1:16.780*** (1)	***92.79***		***14:47:34.033***

BMCRC - MRO Championships 2024 - Rnd 4 @ Donington National

DART MRO 600 inc Clubman 600 & GP2/EVO

RACE 6 - SECTOR ANALYSIS

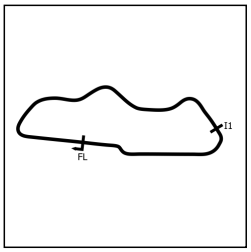

SECTOR 1 = FL to I1, SECTOR 2 = I1 to FL, DIFF = Difference To Personal Best Lap, P = Crossed Finish Line in Pit Lane, D = Time Disallowed

P21 163 EVO Michael MACE Triumph 765RS - Marshall Ubergurglebergen

IDEAL LAP TIME : 1:17.106 BEST LAP TIME : 1:17.106 DIFFERENCE : 0.000

LAP	SECTOR 1	SECTOR 2	LAP TIME	MPH	DIFF	TIME OF DAY
1 -		27.746	1:23.970	84.84	6.864	14:39:45.283
2 -	51.120	27.085	1:18.205	91.10	1.099	14:41:03.488
3 -	53.374	27.685	1:21.059	87.89	3.953	14:42:24.547
4 -	50.562	27.343	1:17.905	91.45	0.799	14:43:42.452
5 -	***50.143***	***26.963***	***1:17.106 (1)***	***92.40***		***14:44:59.558***
6 -	50.306	27.176	1:17.482 **(2)**	91.95	0.376	14:46:17.040
7 -	50.514	27.160	1:17.674 **(3)**	91.72	0.568	14:47:34.714

P22 186 C Dave TILING Honda -

IDEAL LAP TIME : 1:17.170 BEST LAP TIME : 1:17.193 DIFFERENCE : 0.023

LAP	SECTOR 1	SECTOR 2	LAP TIME	MPH	DIFF	TIME OF DAY
1 -		27.555	1:22.842	86.00	5.649	14:39:44.155
2 -	50.547	27.540	1:18.087 **(3)**	91.23	0.894	14:41:02.242
3 -	53.573	27.567	1:21.140	87.80	3.947	14:42:23.382
4 -	51.271	27.293	1:18.564	90.68	1.371	14:43:41.946
5 -	51.051	27.210	1:18.261	91.03	1.068	14:45:00.207
6 -	***50.101***	27.092	***1:17.193 (1)***	***92.29***		***14:46:17.400***
7 -	50.279	***27.069***	1:17.348 **(2)**	92.11	0.155	14:47:34.748

P23 13 C Blake DIDWELL Kawasaki ZX6R - Black Widow Exhausts | Double Blitz

IDEAL LAP TIME : 1:18.170 BEST LAP TIME : 1:18.464 DIFFERENCE : 0.294

LAP	SECTOR 1	SECTOR 2	LAP TIME	MPH	DIFF	TIME OF DAY
1 -		27.648	1:24.217	84.59	5.753	14:39:45.530
2 -	51.945	27.294	1:19.239	89.91	0.775	14:41:04.769
3 -	52.758	***27.140***	1:19.898	89.17	1.434	14:42:24.667
4 -	51.406	27.665	1:19.071 **(2)**	90.10	0.607	14:43:43.738
5 -	***51.030***	27.434	***1:18.464 (1)***	***90.80***		***14:45:02.202***
6 -	51.345	27.807	1:19.152 **(3)**	90.01	0.688	14:46:21.354
7 -	51.729	27.652	1:19.381	89.75	0.917	14:47:40.735

P24 129 C Adrian FALINSKI Kawasaki ZX6R -

IDEAL LAP TIME : 1:18.736 BEST LAP TIME : 1:19.113 DIFFERENCE : 0.377

LAP	SECTOR 1	SECTOR 2	LAP TIME	MPH	DIFF	TIME OF DAY
1 -		27.587	1:25.374	83.45	6.261	14:39:46.687
2 -	52.084	***27.259***	1:19.343 **(2)**	89.79	0.230	14:41:06.030
3 -	52.142	27.834	1:19.976	89.08	0.863	14:42:26.006
4 -	51.880	27.485	1:19.365 **(3)**	89.77	0.252	14:43:45.371
5 -	51.651	28.215	1:19.866	89.20	0.753	14:45:05.237
6 -	51.857	27.678	1:19.535	89.57	0.422	14:46:24.772
7 -	***51.477***	27.636	***1:19.113 (1)***	***90.05***		***14:47:43.885***

P25 64 C Jack ALLAN Yamaha R6 -

IDEAL LAP TIME : 1:17.783 BEST LAP TIME : 1:17.783 DIFFERENCE : 0.000

LAP	SECTOR 1	SECTOR 2	LAP TIME	MPH	DIFF	TIME OF DAY
1 -		28.168	1:26.447	82.41	8.664	14:39:47.760
2 -	53.016	27.708	1:20.724	88.25	2.941	14:41:08.484
3 -	51.464	28.184	1:19.648	89.45	1.865	14:42:28.132
4 -	52.056	27.830	1:19.886	89.18	2.103	14:43:48.018
5 -	51.710	27.653	1:19.363 **(3)**	89.77	1.580	14:45:07.381
6 -	51.107	27.874	1:18.981 **(2)**	90.20	1.198	14:46:26.362
7 -	***50.581***	***27.202***	***1:17.783 (1)***	***91.59***		***14:47:44.145***

BMCRC - MRO Championships 2024 - Rnd 4 @ Donington National

DART MRO 600 inc Clubman 600 & GP2/EVO

RACE 6 - SECTOR ANALYSIS

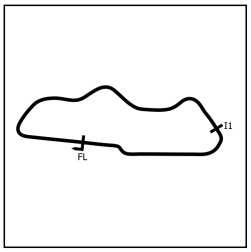

SECTOR 1 = FL to I1, SECTOR 2 = I1 to FL, DIFF = Difference To Personal Best Lap, P = Crossed Finish Line in Pit Lane, D = Time Disallowed

P26 111 Mark JACKSON Kawasaki R6 - Mick's Tyres Darton

IDEAL LAP TIME : 1:17.270 BEST LAP TIME : 1:17.270 DIFFERENCE : 0.000

LAP	SECTOR 1	SECTOR 2	LAP TIME	MPH	DIFF	TIME OF DAY
1 -		27.515	1:23.454	85.37	6.184	14:39:44.767
2 -	51.105	27.137	1:18.242	91.05	0.972	14:41:03.009
3 -	53.331	27.268	1:20.599	88.39	3.329	14:42:23.608
4 -	50.804	26.947	1:17.751 (2)	91.63	0.481	14:43:41.359
5 -	50.730	27.051	1:17.781 (3)	91.59	0.511	14:44:59.140
6 -	***50.421***	***26.849***	***1:17.270 (1)***	***92.20***		***14:46:16.410***
7 -	50.702	27.226	1:17.928	91.42	0.658	14:47:34.338

P27 4 C Kallum BEDWELL Yamaha R6 - Connected to homes ltd/The lash bar

IDEAL LAP TIME : 1:18.605 BEST LAP TIME : 1:18.605 DIFFERENCE : 0.000

LAP	SECTOR 1	SECTOR 2	LAP TIME	MPH	DIFF	TIME OF DAY
1 -		28.539	1:27.210	81.69	8.605	14:39:48.523
2 -	53.443	28.139	1:21.582	87.33	2.977	14:41:10.105
3 -	52.318	27.703	1:20.021	89.03	1.416	14:42:30.126
4 -	51.739	27.939	1:19.678 (2)	89.41	1.073	14:43:49.804
5 -	52.131	27.720	1:19.851 (3)	89.22	1.246	14:45:09.655
6 -	52.287	27.727	1:20.014	89.04	1.409	14:46:29.669
7 -	***51.326***	***27.279***	***1:18.605 (1)***	***90.63***		***14:47:48.274***

P28 887 C Scott DERMOTT Honda CBR600RR - TwoClicksOut Racing

IDEAL LAP TIME : 1:18.653 BEST LAP TIME : 1:18.653 DIFFERENCE : 0.000

LAP	SECTOR 1	SECTOR 2	LAP TIME	MPH	DIFF	TIME OF DAY
1 -		28.898	1:27.810	81.13	9.157	14:39:49.123
2 -	53.064	28.230	1:21.294	87.64	2.641	14:41:10.417
3 -	52.225	28.272	1:20.497	88.50	1.844	14:42:30.914
4 -	51.344	28.037	1:19.381 (2)	89.75	0.728	14:43:50.295
5 -	51.928	27.997	1:19.925	89.14	1.272	14:45:10.220
6 -	52.089	27.663	1:19.752 (3)	89.33	1.099	14:46:29.972
7 -	***51.291***	***27.362***	***1:18.653 (1)***	***90.58***		***14:47:48.625***

P29 84 C George HIGGINS Yamaha R6 - Aztec Racing

IDEAL LAP TIME : 1:19.572 BEST LAP TIME : 1:19.653 DIFFERENCE : 0.081

LAP	SECTOR 1	SECTOR 2	LAP TIME	MPH	DIFF	TIME OF DAY
1 -		28.671	1:26.125	82.72	6.472	14:39:47.438
2 -	53.685	27.850	1:21.535	87.38	1.882	14:41:08.973
3 -	52.548	27.960	1:20.508	88.49	0.855	14:42:29.481
4 -	***52.011***	27.725	1:19.736 (2)	89.35	0.083	14:43:49.217
5 -	52.178	27.821	1:19.999 (3)	89.05	0.346	14:45:09.216
6 -	52.378	27.929	1:20.307	88.71	0.654	14:46:29.523
7 -	52.092	***27.561***	***1:19.653 (1)***	***89.44***		***14:47:49.176***

P30 6 C Gareth FAITH Kawasaki ZX6R - Sitramoto

IDEAL LAP TIME : 1:18.903 BEST LAP TIME : 1:18.903 DIFFERENCE : 0.000

LAP	SECTOR 1	SECTOR 2	LAP TIME	MPH	DIFF	TIME OF DAY
1 -		29.622	1:29.285	79.79	10.382	14:39:50.598
2 -	53.483	28.522	1:22.005	86.88	3.102	14:41:12.603
3 -	51.939	28.184	1:20.123	88.92	1.220	14:42:32.726
4 -	51.589	28.272	1:19.861	89.21	0.958	14:43:52.587
5 -	51.758	27.981	1:19.739 (2)	89.34	0.836	14:45:12.326
6 -	***51.162***	***27.741***	***1:18.903 (1)***	***90.29***		***14:46:31.229***
7 -	51.864	27.904	1:19.768 (3)	89.31	0.865	14:47:50.997

BMCRC - MRO Championships 2024 - Rnd 4 @ Donington National

DART MRO 600 inc Clubman 600 & GP2/EVO

RACE 6 - SECTOR ANALYSIS

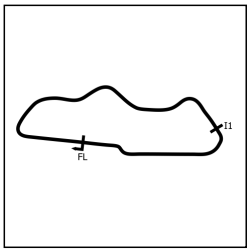

SECTOR 1 = FL to I1, SECTOR 2 = I1 to FL, DIFF = Difference To Personal Best Lap, P = Crossed Finish Line in Pit Lane, D = Time Disallowed

P31 58 Barry STEWART Kawasaki ZX6R -

IDEAL LAP TIME : 1:21.505 BEST LAP TIME : 1:21.789 DIFFERENCE : 0.284

LAP	SECTOR 1	SECTOR 2	LAP TIME	MPH	DIFF	TIME OF DAY
1 -		29.315	1:29.223	79.85	7.434	14:39:50.536
2 -	53.911	28.335	1:22.246 **(2)**	86.62	0.457	14:41:12.782
3 -	54.441	***27.879***	1:22.320	86.54	0.531	14:42:35.102
4 -	54.000	28.399	1:22.399	86.46	0.610	14:43:57.501
5 -	***53.626***	28.163	***1:21.789*** **(1)**	***87.11***		***14:45:19.290***
6 -	53.807	28.476	1:22.283 **(3)**	86.58	0.494	14:46:41.573

P32 67 C Edward ANSELL Triumph 675 - E a Ansell contractors

IDEAL LAP TIME : 1:17.417 BEST LAP TIME : 1:17.417 DIFFERENCE : 0.000

LAP	SECTOR 1	SECTOR 2	LAP TIME	MPH	DIFF	TIME OF DAY
1 -		27.342	1:22.315	86.55	4.898	14:39:43.628
2 -	***50.865***	***26.552***	***1:17.417*** **(1)**	***92.02***		***14:41:01.045***
3 -	1:13.907	28.229	1:42.136	69.75	24.719	14:42:43.181
4 -	53.679	27.584	1:21.263	87.67	3.846	14:44:04.444
5 -	52.268	27.305	1:19.573 **(2)**	89.53	2.156	14:45:24.017
6 -	51.929	27.648	1:19.577 **(3)**	89.53	2.160	14:46:43.594

P33 98 C Chris SWYER Kawasaki -

IDEAL LAP TIME : 1:18.426 BEST LAP TIME : 1:18.426 DIFFERENCE : 0.000

LAP	SECTOR 1	SECTOR 2	LAP TIME	MPH	DIFF	TIME OF DAY
1 -		27.528	1:24.480	84.33	6.054	14:39:45.793
2 -	51.334	27.515	1:18.849 **(2)**	90.35	0.423	14:41:04.642
3 -	52.055	27.583	1:19.638 **(3)**	89.46	1.212	14:42:24.280
4 -	***51.079***	***27.347***	***1:18.426*** **(1)**	***90.84***		***14:43:42.706***
5 -	51.122	IN PIT	1:30.278 **P**	78.91	11.852	14:45:12.984

P34 1 Harry FOWLE Yamaha R6 - HF Refinishing Racing

IDEAL LAP TIME : BEST LAP TIME : DIFFERENCE :

LAP	SECTOR 1	SECTOR 2	LAP TIME	MPH	DIFF	TIME OF DAY
1 -		***26.029***	1:14.071	96.18		14:39:35.384

BMCRC - MRO Championships 2024 - Rnd 4 @ Donington National

DART MRO 600 inc Clubman 600 & GP2/EVO

RACE 6 - BEST SECTORS

SECTOR 1

POS	NO	NAME	TIME
1	76	JOHNSON	45.982
2	3	LAMBDEN	46.034
3	71	HARDY	46.262
4	5	MACRAE	47.054
5	179	O'MARA	47.395
6	35	DICKINSON	47.552
7	56	MILLS	47.584
8	169	CUNNINGHAM	47.809
9	440	EVERTON	47.908
10	992	WORMALD	47.908
11	39	MONK	48.482
12	72	BARNES	48.491
13	91	HIRST	48.521
14	28	WALKER	48.636
15	971	PACKHAM	48.636
16	74	VAUGHAN	48.648
17	444	BUTLER	49.024
18	115	MAHER	49.058
19	89	MUNRO	49.452
20	910	GOWER	50.084
21	186	TILING	50.101
22	163	MACE	50.143
23	111	JACKSON	50.421
24	64	ALLAN	50.581
25	67	ANSELL	50.865
26	13	DIDWELL	51.030
27	98	SWYER	51.079
28	6	FAITH	51.162
29	887	DERMOTT	51.291
30	4	BEDWELL	51.326
31	129	FALINSKI	51.477
32	84	HIGGINS	52.011
33	58	STEWART	53.626
34			
35			

SECTOR 2

NO	NAME	TIME
76	JOHNSON	25.036
71	HARDY	25.106
3	LAMBDEN	25.302
35	DICKINSON	25.588
5	MACRAE	25.616
56	MILLS	25.649
440	EVERTON	25.674
179	O'MARA	25.767
992	WORMALD	25.877
169	CUNNINGHAM	25.901
971	PACKHAM	25.951
39	MONK	25.985
1	FOWLE	26.029
28	WALKER	26.071
74	VAUGHAN	26.115
72	BARNES	26.128
91	HIRST	26.242
444	BUTLER	26.272
115	MAHER	26.525
67	ANSELL	26.552
89	MUNRO	26.636
910	GOWER	26.696
111	JACKSON	26.849
163	MACE	26.963
186	TILING	27.069
13	DIDWELL	27.140
64	ALLAN	27.202
129	FALINSKI	27.259
4	BEDWELL	27.279
98	SWYER	27.347
887	DERMOTT	27.362
84	HIGGINS	27.561
6	FAITH	27.741
58	STEWART	27.879

IDEAL / BEST COMPARISON

			IDEAL	BEST	DIFF
		PERFECT LAP	1:11.018		
1	76	JOHNSON	1:11.018	1:11.154	0.136
2	3	LAMBDEN	1:11.336	1:11.336	0.000
3	71	HARDY	1:11.368	1:11.410	0.042
4	5	MACRAE	1:12.670	1:12.763	0.093
5	35	DICKINSON	1:13.140	1:13.415	0.275
6	179	O'MARA	1:13.162	1:13.162	0.000
7	56	MILLS	1:13.233	1:13.500	0.267
8	440	EVERTON	1:13.582	1:13.710	0.128
9	169	CUNNINGHAM	1:13.710	1:13.946	0.236
10	992	WORMALD	1:13.785	1:13.880	0.095
11	39	MONK	1:14.467	1:14.467	0.000
12	971	PACKHAM	1:14.587	1:14.719	0.132
13	72	BARNES	1:14.619	1:14.714	0.095
14	28	WALKER	1:14.707	1:14.837	0.130
15	74	VAUGHAN	1:14.763	1:14.763	0.000
16	91	HIRST	1:14.763	1:14.763	0.000
17	444	BUTLER	1:15.296	1:15.549	0.253
18	115	MAHER	1:15.583	1:15.907	0.324
19	89	MUNRO	1:16.088	1:16.244	0.156
20	910	GOWER	1:16.780	1:16.780	0.000
21	163	MACE	1:17.106	1:17.106	0.000
22	186	TILING	1:17.170	1:17.193	0.023
23	111	JACKSON	1:17.270	1:17.270	0.000
24	67	ANSELL	1:17.417	1:17.417	0.000
25	64	ALLAN	1:17.783	1:17.783	0.000
26	13	DIDWELL	1:18.170	1:18.464	0.294
27	98	SWYER	1:18.426	1:18.426	0.000
28	4	BEDWELL	1:18.605	1:18.605	0.000
29	887	DERMOTT	1:18.653	1:18.653	0.000
30	129	FALINSKI	1:18.736	1:19.113	0.377
31	6	FAITH	1:18.903	1:18.903	0.000
32	84	HIGGINS	1:19.572	1:19.653	0.081
33	58	STEWART	1:21.505	1:21.789	0.284
34	1	FOWLE			

Weather / Track : Cloudy / Dry

Donington Park National: 1.9790 miles
Date: 01/06/2024 Start: 14:38 Finish: 14:46

Results can be found at www.tsl-timing.com

Printed - 14:49 Saturday, 01 June 2024

BMCRC - MRO Championships 2024 - Rnd 4 @ Donington National

DART MRO 600 inc Clubman 600 & GP2/EVO

RACE 6 - STATISTICS

Competitors Started	35
Planned Start	2024-06-01 @ 13:40:00.000
Actual Start	2024-06-01 @ 14:38:21.312
Finish Time	2024-06-01 @ 14:46:41.572
Track Length	1.9790mi.
Total Laps	228
Total Distance Covered	451.2273mi.

Session Fastest Lap History

NO	CL	NAME	LAP TIME	TIME OF DAY	LAP	VEHICLE
76		**Anthony JOHNSON**	**1:11.610**	14:40:45.521	2	
71	EVO	**Maximus HARDY**	**1:11.452**	14:41:57.334	3	Triumph 675R
76		**Anthony JOHNSON**	**1:11.168**	14:43:08.417	4	
76		**Anthony JOHNSON**	**1:11.154**	14:46:42.066	7	

Session Leader History

NO	CL	NAME	FROM LAP	LAPS LED	DISTANCE	VEHICLE
76		**Anthony JOHNSON**	1	7	13.81 miles	

Flag History

TYPE	TIME OF DAY
GREEN	14:38:21.312
FINISH	14:46:41.572

Flag Statistics

TYPE	COUNT	TOTAL LAPS	TOTAL TIME
Green	1	7	9:53.169
Red	0	0	0.000
Safety Car	0	0	0.000
FCY	0	0	0.000

Weather / Track : Cloudy / Dry

Donington Park National: 1.9790 miles
Date: 01/06/2024 Start: 14:38 Finish: 14:46

BMCRC - MRO Championships 2024 - Rnd 4 @ Donington National

DART MRO 600 inc Clubman 600 & GP2/EVO

RACE 6 - STATISTICS

CLASS : 15 Starters

Fastest Lap History

NO	NAME	LAP TIME	TIME OF DAY	LAP	VEHICLE
76	**Anthony JOHNSON**	**1:11.610**	14:40:45.521	2	
3	**Joey LAMBDEN**	**1:11.543**	14:41:58.570	3	Kawasaki 636
76	**Anthony JOHNSON**	**1:11.168**	14:43:08.417	4	
76	**Anthony JOHNSON**	**1:11.154**	14:46:42.066	7	

Leader History

NO	NAME	FROM LAP	LAPS LED	DISTANCE	VEHICLE
76	**Anthony JOHNSON**	1	7	13.81 miles	

BMCRC - MRO Championships 2024 - Rnd 4 @ Donington National

DART MRO 600 inc Clubman 600 & GP2/EVO

RACE 6 - STATISTICS

CLASS : C

18 Starters

Fastest Lap History

NO	NAME	LAP TIME	TIME OF DAY	LAP	VEHICLE
440	**Elijah EVERTON**	**1:14.121**	14:40:52.567	2	Kawasaki NINJA 600
440	**Elijah EVERTON**	**1:13.945**	14:44:35.135	5	Kawasaki NINJA 600
440	**Elijah EVERTON**	**1:13.710**	14:45:48.846	6	Kawasaki NINJA 600

Leader History

NO	NAME	FROM LAP	LAPS LED	DISTANCE	VEHICLE
440	**Elijah EVERTON**	1	7	13.81 miles	Kawasaki NINJA 600

BMCRC - MRO Championships 2024 - Rnd 4 @ Donington National

DART MRO 600 inc Clubman 600 & GP2/EVO

RACE 6 - STATISTICS

CLASS : EVO

2 Starters

Fastest Lap History

NO	NAME	LAP TIME	TIME OF DAY	LAP	VEHICLE
71	**Maximus HARDY**	**1:11.816**	14:40:45.884	2	Triumph 675R
71	**Maximus HARDY**	**1:11.452**	14:41:57.334	3	Triumph 675R
71	**Maximus HARDY**	**1:11.410**	14:43:08.745	4	Triumph 675R

Leader History

NO	NAME	FROM LAP	LAPS LED	DISTANCE	VEHICLE
71	**Maximus HARDY**	1	7	13.81 miles	Triumph 675R

MRO 600 | MOTO EVO & STREET EVO | MRO CLUBMAN 600

BMCRC - MRO Championships 2024 - Rnd 4 @ Donington National

DART MRO 600 inc Clubman 600 & GP2/EVO

RACE 17 - GRID (7 Laps)

ROW 13							37	531 Jake KOURTI
ROW 12	36	145 Jake MARSH	35	58 Barry STEWART 1:21.789			34	84 George HIGGINS 1:19.653
ROW 11	33	129 Adrian FALINSKI 1:19.113			32	6 Gareth FAITH 1:18.903	31	887 Scott DERMOTT 1:18.653
ROW 10	30	4 Kallum BEDWELL 1:18.605	29	13 Blake DIDWELL 1:18.464			28	98 Chris SWYER 1:18.426
ROW 9	27	64 Jack ALLAN 1:17.783			26	67 Edward ANSELL 1:17.417	25	111 Mark JACKSON 1:17.270
ROW 8	24	186 Dave TILING 1:17.193	23	163 Michael MACE 1:17.106			22	910 Harry GOWER 1:16.780
ROW 7	21	89 David MUNRO 1:16.244			20	115 Brian MAHER 1:15.907	19	444 Vincent BUTLER 1:15.549
ROW 6	18	28 Tom WALKER 1:14.837	17	91 Sam HIRST 1:14.763			16	74 Tom VAUGHAN 1:14.763
ROW 5	15	971 Jake PACKHAM 1:14.719			14	48 Rhys FORREST	13	72 Nick BARNES 1:14.714
ROW 4	12	39 Aaron MONK 1:14.467	11	169 Gareth CUNNINGHAM 1:13.946			10	1 Harry FOWLE
ROW 3	9	992 Eddy WORMALD 1:13.880			8	440 Elijah EVERTON 1:13.710	7	56 Michael MILLS 1:13.500
ROW 2	6	35 Kai DICKINSON 1:13.415	5	179 James O'MARA 1:13.162			4	5 Luke MACRAE 1:12.763
ROW 1	3	71 Maximus HARDY 1:11.410			2	3 Joey LAMBDEN 1:11.336	1	76 Anthony JOHNSON 1:11.154

Pole

These results are provisional until the conclusion of any judicial and technical matters.

Donington Park National: 1.9790 miles

Clerk Of Course:	Stewards:	Timekeeper: Craig Smith	

Results can be found at www.tsl-timing.com

Printed - 14:53 Saturday, 01 June 2024

TSL SPORTS TIMING TIMING SOLUTIONS LTD

MRO 600 | MOTO EVO & STREET EVO | MRO CLUBMAN 600

BMCRC - MRO Championships 2024 - Rnd 4 @ Donington National

DART MRO 600 inc Clubman 600 & GP2/EVO

RACE 17 - CLASSIFICATION

Race Distance: 6 Laps / 11.87 miles

POS	NO	CL	PIC	NAME	ENTRY	LAPS	TIME	GAP	DIFF	MPH	BEST	ON	GRD	↑↓
1	76		1	Anthony JOHNSON	- INTA MOTORCYCLE SERVICES LTD	6	7:10.673			98.94	1:10.619	4	1	0
2	71	EVO	1	Maximus HARDY	Triumph 675R -	6	7:11.126	0.453	0.453	98.83	1:10.803	4	3	1
3	3		2	Joey LAMBDEN	Kawasaki 636 -	6	7:21.331	10.658	10.205	96.55	1:12.272	2	2	-1
4	35		3	Kai DICKINSON	Kawasaki ZX636 -	6	7:23.750	13.077	2.419	96.02	1:12.846	4	6	2
5	5		4	Luke MACRAE	Triumph 765 - Bournephoto.co.uk	6	7:23.978	13.305	0.228	95.97	1:12.852	4	4	-1
6	179		5	James O'MARA	Triumph 675R - BRP Machining Ltd - Alton Compressor Serv	6	7:24.058	13.385	0.080	95.95	1:13.241	4	5	-1
7	992		6	Eddy WORMALD	Yamaha R6 -	6	7:28.654	17.981	4.596	94.97	1:13.632	2	9	2
8	440	C	1	Elijah EVERTON	Kawasaki NINJA 600 -	6	7:33.050	22.377	4.396	94.05	1:14.189	5	8	0
9	56		7	Michael MILLS	Yamaha R6 - A51 Racing, The Wokingham Bar Company	6	7:33.187	22.514	0.137	94.02	1:14.219	6	7	-2
10	169		8	Gareth CUNNINGHAM	Yamaha R6 - Burnham cars ltd	6	7:33.651	22.978	0.464	93.92	1:14.278	6	11	1
11	48	C	2	Rhys FORREST	Kawasaki ZX636 -	6	7:33.864	23.191	0.213	93.88	1:14.419	6	14	3
12	39	C	3	Aaron MONK	Kawsaki NINJA 636 - flyaspitfire.co.uk	6	7:37.847	27.174	3.983	93.06	1:15.158	2	12	0
13	91		9	Sam HIRST	Kawasaki ZX-636 - Team Valley Racing	6	7:39.324	28.651	1.477	92.76	1:15.093	5	17	4
14	971		10	Jake PACKHAM	Yamaha R6 - Gasoline alley speedshop	6	7:39.771	29.098	0.447	92.67	1:15.023	5	15	1
15	28	C	4	Tom WALKER	Yamaha R6 - TRW Racing	6	7:39.798	29.125	0.027	92.67	1:14.944	6	18	3
16	74	C	5	Tom VAUGHAN	Yamaha R6 - Lamonde Automation Ltd, Smiths Mechanical S	6	7:40.617	29.944	0.819	92.50	1:15.524	6	16	0
17	910	C	6	Harry GOWER	Triumph DAYTONA 675 - RG Racing	6	7:43.545	32.872	2.928	91.92	1:15.563	5	22	5
18	67	C	7	Edward ANSELL	Triumph 675 - E a Ansell contractors	6	7:46.788	36.115	3.243	91.28	1:16.275	5	26	8
19	72		11	Nick BARNES	Yamaha R6 - Park Electric	6	7:50.127	39.454	3.339	90.63	1:15.484	3	13	-6
20	89		12	David MUNRO	Yamaha R6 -	6	7:50.838	40.165	0.711	90.50	1:15.718	6	21	1
21	111		13	Mark JACKSON	Kawasaki R6 - Mick's Tyres Darton	6	7:52.835	42.162	1.997	90.11	1:16.720	6	25	4
22	163	EVO	2	Michael MACE	Triumph 765RS - Marshall Ubergurglebergen	6	7:56.098	45.425	3.263	89.50	1:16.903	6	23	1
23	98	C	8	Chris SWYER	Kawasaki -	6	8:03.256	52.583	7.158	88.17	1:18.209	5	28	5
24	13	C	9	Blake DIDWELL	Kawasaki ZX6R - Black Widow Exhausts | Double Blitz	6	8:03.759	53.086	0.503	88.08	1:19.197	4	29	5
25	129	C	10	Adrian FALINSKI	Kawasaki ZX6R -	6	8:03.856	53.183	0.097	88.06	1:18.102	5	33	8
26	64	C	11	Jack ALLAN	Yamaha R6 -	6	8:07.084	56.411	3.228	87.48	1:19.272	3	27	1
27	186	C	12	Dave TILING	Honda -	6	8:07.652	56.979	0.568	87.38	1:19.435	6	24	-3
28	4	C	13	Kallum BEDWELL	Yamaha R6 - Connected to homes ltd/The lash bar	6	8:07.924	57.251	0.272	87.33	1:19.592	3	30	2
29	887	C	14	Scott DERMOTT	Honda CBR600RR - TwoClicksOut Racing	6	8:08.428	57.755	0.504	87.24	1:19.558	4	31	2
30	84	C	15	George HIGGINS	Yamaha R6 - Aztec Racing	6	8:11.103	1:00.430	2.675	86.76	1:20.104	3	34	4
31	58		14	Barry STEWART	Kawasaki ZX6R -	6	8:12.543	1:01.870	1.440	86.51	1:19.720	4	35	4
32	6	C	16	Gareth FAITH	Kawasaki ZX6R - Sitramoto	6	8:13.951	1:03.278	1.408	86.26	1:20.133	3	32	0

NOT CLASSIFIED

DNF	115	C		Brian MAHER	Yamaha R6 - Spraytech /Espresso Solutions	2	2:39.552	4 Laps	4 Laps	88.45	1:16.879	2	20	

FASTEST LAP

76		Anthony JOHNSON	- INTA MOTORCYCLE SERVICES LTD	4	1:10.619	100.88 mph	162.36 kph
71	EVO	Maximus HARDY	Triumph 675R -	4	1:10.803	100.62 mph	161.94 kph
440	C	Elijah EVERTON	Kawasaki NINJA 600 -	5	1:14.189	96.03 mph	154.55 kph

Comments:
Class - 92.5% of Race Speed = 91.51 mph
Class EVO - 92.5% of Race Speed = 91.41 mph
Class C - 92.5% of Race Speed = 86.99 mph

Weather / Track : Cloudy / Dry
These results are provisional until the conclusion of any judicial and technical matters.

Date: 01/06/2024 Start: 18:29 Finish: 18:36
Donington Park National: 1.9790 miles

Clerk Of Course:	Stewards:	Timekeeper: Craig Smith	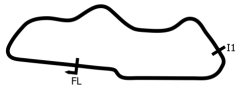

Results can be found at www.tsl-timing.com

Printed - 18:38 Saturday, 01 June 2024

TSL SPORTS TIMING TIMING SOLUTIONS LTD

BMCRC - MRO Championships 2024 - Rnd 4 @ Donington National

DART MRO 600 inc Clubman 600 & GP2/EVO

RACE 17 - LAP CHART

LAP 1 @ 18:30:47.462

NO	BEHIND	LAP TIME
76		1:14.501
71	0.077	1:14.578
3	0.879	1:15.380
179	2.261	1:16.762
35	2.461	1:16.962
5	2.512	1:17.013
992	3.381	1:17.882
440	4.658	1:19.159
56	5.045	1:19.546
169	5.354	1:19.855
39	5.504	1:20.005
48	5.708	1:20.209
72	6.811	1:21.312
91	7.057	1:21.558
74	7.418	1:21.919
971	7.578	1:22.079
28	7.792	1:22.293
115	8.172	1:22.673
910	9.127	1:23.628
186	9.366	1:23.867
67	9.413	1:23.914
111	9.924	1:24.425
98	10.848	1:25.349
89	10.926	1:25.427
13	11.348	1:25.849
64	12.202	1:26.703
129	12.465	1:26.966
4	13.213	1:27.714
163	13.680	1:28.181
887	14.254	1:28.755
84	14.377	1:28.878
6	15.605	1:30.106
58	16.178	1:30.679

LAP 2 @ 18:31:58.839

NO	BEHIND	LAP TIME
71		1:11.300
76	0.344	1:11.721
3	1.774	1:12.272
35	4.542	1:13.458
179	4.663	1:13.779
5	4.749	1:13.614
992	5.636	1:13.632
440	8.476	1:15.195
169	8.706	1:14.729
56	8.811	1:15.143
39	9.285	1:15.158
48	9.441	1:15.110
72	11.253	1:15.819
91	11.564	1:15.884
74	11.892	1:15.851
971	12.027	1:15.826
28	12.165	1:15.750
115	13.674	1:16.879
910	14.233	1:16.483
67	14.558	1:16.522
111	17.422	1:18.875
89	18.044	1:18.495
186	18.829	1:20.840
13	19.193	1:19.222
64	20.956	1:20.131
129	21.022	1:19.934
163	21.153	1:18.850
98	21.349	1:21.878
4	22.088	1:20.252
887	22.669	1:19.792
84	24.386	1:21.386
6	25.116	1:20.888
58	26.351	1:21.550

LAP 3 @ 18:33:10.398

NO	BEHIND	LAP TIME
71		1:11.559
76	0.064	1:11.279
3	2.640	1:12.425
179	6.598	1:13.494
35	6.893	1:13.910
5	7.150	1:13.960
992	8.236	1:14.159
169	12.035	1:14.888
440	12.126	1:15.209
56	12.241	1:14.989
48	12.758	1:14.876
39	13.610	1:15.884
72	15.178	1:15.484
971	15.589	1:15.121
91	15.860	1:15.855
74	15.993	1:15.660
28	16.111	1:15.505
910	19.002	1:16.328
67	19.914	1:16.915
111	23.579	1:17.716
89	23.858	1:17.373
163	27.762	1:18.168
13	28.110	1:20.476
186	28.319	1:21.049
129	28.578	1:19.115
64	28.669	1:19.272
98	29.109	1:19.319
4	30.121	1:19.592
887	30.977	1:19.867
84	32.931	1:20.104
6	33.690	1:20.133
58	35.239	1:20.447

LAP 4 @ 18:34:21.081

NO	BEHIND	LAP TIME
76		1:10.619
71	0.120	1:10.803
3	5.369	1:13.412
35	9.056	1:12.846
179	9.156	1:13.241
5	9.319	1:12.852
992	11.787	1:14.234
440	16.221	1:14.778
169	16.290	1:14.938
48	16.599	1:14.524
56	16.627	1:15.069
39	18.229	1:15.302
72	20.114	1:15.619
971	20.875	1:15.969
91	20.940	1:15.763
74	21.207	1:15.897
28	21.282	1:15.854
910	23.935	1:15.616
67	25.606	1:16.375
89	30.668	1:17.493
111	30.855	1:17.959
163	34.017	1:16.938
13	36.624	1:19.197
64	37.515	1:19.529
98	38.268	1:19.842
129	38.972	1:21.077
186	39.113	1:21.477
4	39.283	1:19.845
887	39.852	1:19.558
84	42.400	1:20.152
6	43.612	1:20.605
58	44.276	1:19.720

LAP 5 @ 18:35:32.080

NO	BEHIND	LAP TIME
76		1:10.999
71	0.018	1:10.897
3	8.480	1:14.110
35	11.114	1:13.057
179	11.494	1:13.337
5	11.542	1:13.222
992	14.944	1:14.156
440	19.411	1:14.189
56	19.849	1:14.221
169	20.254	1:14.963
48	20.326	1:14.726
39	23.016	1:15.786
971	24.899	1:15.023
91	25.034	1:15.093
28	25.735	1:15.452
74	25.974	1:15.766
910	28.499	1:15.563
67	30.882	1:16.275
72	33.368	1:24.253
89	36.001	1:16.332
111	36.996	1:17.140
163	40.076	1:17.058
13	45.006	1:19.381
98	45.478	1:18.209
129	46.075	1:18.102
64	46.506	1:19.990
186	49.098	1:20.984
4	49.207	1:20.923
887	49.502	1:20.649
84	51.868	1:20.467
6	53.276	1:20.663
58	53.446	1:20.169

LAP 6 @ 18:36:43.634

NO	BEHIND	LAP TIME
76		1:11.554
71	0.453	1:11.989
3	10.658	1:13.732
35	13.077	1:13.517
5	13.305	1:13.317
179	13.385	1:13.445
992	17.981	1:14.591
440	22.377	1:14.520
56	22.514	1:14.219
169	22.978	1:14.278
48	23.191	1:14.419
39	27.174	1:15.712
91	28.651	1:15.171
971	29.098	1:15.753
28	29.125	1:14.944
74	29.944	1:15.524
910	32.872	1:15.927
67	36.115	1:16.787
72	39.454	1:17.640
89	40.165	1:15.718
111	42.162	1:16.720
163	45.425	1:16.903
98	52.583	1:18.659
13	53.086	1:19.634
129	53.183	1:18.662
64	56.411	1:21.459
186	56.979	1:19.435
4	57.251	1:19.598
887	57.755	1:19.807
84	1:00.430	1:20.116
58	1:01.870	1:19.978
6	1:03.278	1:21.556

Weather / Track : Cloudy / Dry

Donington Park National: 1.9790 miles
Date: 01/06/2024 Start: 18:29 Finish: 18:36

Results can be found at www.tsl-timing.com

Printed - 18:38 Saturday, 01 June 2024

BMCRC - MRO Championships 2024 - Rnd 4 @ Donington National

DART MRO 600 inc Clubman 600 & GP2/EVO

RACE 17 - POSITION CHART

No	Name	Lap Pos	1	2	3	4	5	6
76	JOHNSON	1	76	71	71	76	76	76
3	LAMBDEN	2	71	76	76	71	71	71
71	HARDY	3	3	3	3	3	3	3
5	MACRAE	4	179	35	179	35	35	35
179	O'MARA	5	35	179	35	179	179	5
35	DICKINSON	6	5	5	5	5	5	179
56	MILLS	7	992	992	992	992	992	992
440	EVERTON	8	440	440	169	440	440	440
992	WORMALD	9	56	169	440	169	56	56
169	CUNNINGHAM	10	169	56	56	48	169	169
39	MONK	11	39	39	48	56	48	48
72	BARNES	12	48	48	39	39	39	39
48	FORREST	13	72	72	72	72	971	91
971	PACKHAM	14	91	91	971	971	91	971
74	VAUGHAN	15	74	74	91	91	28	28
91	HIRST	16	971	971	74	74	74	74
28	WALKER	17	28	28	28	28	910	910
115	MAHER	18	115	115	910	910	67	67
89	MUNRO	19	910	910	67	67	72	72
910	GOWER	20	186	67	111	89	89	89
163	MACE	21	67	111	89	111	111	111
186	TILING	22	111	89	163	163	163	163
111	JACKSON	23	98	186	13	13	13	98
67	ANSELL	24	89	13	186	64	98	13
64	ALLAN	25	13	64	129	98	129	129
98	SWYER	26	64	129	64	129	64	64
13	DIDWELL	27	129	163	98	186	186	186
4	BEDWELL	28	4	98	4	4	4	4
887	DERMOTT	29	163	4	887	887	887	887
6	FAITH	30	887	887	84	84	84	84
129	FALINSKI	31	84	84	6	6	6	58
84	HIGGINS	32	6	6	58	58	58	6
58	STEWART	33	58	58				

Weather / Track : Cloudy / Dry

Donington Park National: 1.9790 miles
Date: 01/06/2024 Start: 18:29 Finish: 18:36

Results can be found at www.tsl-timing.com

Printed - 18:38 Saturday, 01 June 2024

BMCRC - MRO Championships 2024 - Rnd 4 @ Donington National

DART MRO 600 inc Clubman 600 & GP2/EVO

RACE 17 - SECTOR ANALYSIS

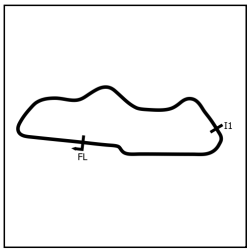

SECTOR 1 = FL to I1, SECTOR 2 = I1 to FL, DIFF = Difference To Personal Best Lap, P = Crossed Finish Line in Pit Lane, D = Time Disallowed

P1 76 Anthony JOHNSON - INTA MOTORCYCLE SERVICES LTD

IDEAL LAP TIME : 1:10.619 BEST LAP TIME : 1:10.619 DIFFERENCE : 0.000

LAP	SECTOR 1	SECTOR 2	LAP TIME	MPH	DIFF	TIME OF DAY
1 -		25.221	1:14.501	95.63	3.882	18:30:47.462
2 -	45.986	25.735	1:11.721	99.33	1.102	18:31:59.183
3 -	46.069	25.210	1:11.279 (3)	99.95	0.660	18:33:10.462
4 -	***45.766***	***24.853***	***1:10.619 (1)***	***100.88***		***18:34:21.081***
5 -	46.017	24.982	1:10.999 (2)	100.34	0.380	18:35:32.080
6 -	46.089	25.465	1:11.554	99.57	0.935	18:36:43.634

P2 71 EVO Maximus HARDY Triumph 675R -

IDEAL LAP TIME : 1:10.749 BEST LAP TIME : 1:10.803 DIFFERENCE : 0.054

LAP	SECTOR 1	SECTOR 2	LAP TIME	MPH	DIFF	TIME OF DAY
1 -		25.042	1:14.578	95.53	3.775	18:30:47.539
2 -	46.211	25.089	1:11.300 (3)	99.92	0.497	18:31:58.839
3 -	46.501	25.058	1:11.559	99.56	0.756	18:33:10.398
4 -	46.016	***24.787***	***1:10.803 (1)***	***100.62***		***18:34:21.201***
5 -	***45.962***	24.935	1:10.897 (2)	100.49	0.094	18:35:32.098
6 -	46.262	25.727	1:11.989	98.96	1.186	18:36:44.087

P3 3 Joey LAMBDEN Kawasaki 636 -

IDEAL LAP TIME : 1:11.967 BEST LAP TIME : 1:12.272 DIFFERENCE : 0.305

LAP	SECTOR 1	SECTOR 2	LAP TIME	MPH	DIFF	TIME OF DAY
1 -		***25.422***	1:15.380	94.51	3.108	18:30:48.341
2 -	46.661	25.611	***1:12.272 (1)***	***98.58***		***18:32:00.613***
3 -	***46.545***	25.880	1:12.425 (2)	98.37	0.153	18:33:13.038
4 -	47.266	26.146	1:13.412 (3)	97.05	1.140	18:34:26.450
5 -	47.888	26.222	1:14.110	96.13	1.838	18:35:40.560
6 -	47.509	26.223	1:13.732	96.62	1.460	18:36:54.292

P4 35 Kai DICKINSON Kawasaki ZX636 -

IDEAL LAP TIME : 1:12.846 BEST LAP TIME : 1:12.846 DIFFERENCE : 0.000

LAP	SECTOR 1	SECTOR 2	LAP TIME	MPH	DIFF	TIME OF DAY
1 -		25.736	1:16.962	92.57	4.116	18:30:49.923
2 -	47.724	25.734	1:13.458 (3)	96.98	0.612	18:32:03.381
3 -	48.115	25.795	1:13.910	96.39	1.064	18:33:17.291
4 -	***47.384***	***25.462***	***1:12.846 (1)***	***97.80***		***18:34:30.137***
5 -	47.456	25.601	1:13.057 (2)	97.52	0.211	18:35:43.194
6 -	47.844	25.673	1:13.517	96.91	0.671	18:36:56.711

P5 5 Luke MACRAE Triumph 765 - Bournephoto.co.uk

IDEAL LAP TIME : 1:12.852 BEST LAP TIME : 1:12.852 DIFFERENCE : 0.000

LAP	SECTOR 1	SECTOR 2	LAP TIME	MPH	DIFF	TIME OF DAY
1 -		25.616	1:17.013	92.51	4.161	18:30:49.974
2 -	48.007	25.607	1:13.614	96.78	0.762	18:32:03.588
3 -	48.152	25.808	1:13.960	96.33	1.108	18:33:17.548
4 -	***47.325***	***25.527***	***1:12.852 (1)***	***97.79***		***18:34:30.400***
5 -	47.514	25.708	1:13.222 (2)	97.30	0.370	18:35:43.622
6 -	47.683	25.634	1:13.317 (3)	97.17	0.465	18:36:56.939

P6 179 James O'MARA Triumph 675R - BRP Machining Ltd - Alton Compressor Services

IDEAL LAP TIME : 1:13.136 BEST LAP TIME : 1:13.241 DIFFERENCE : 0.105

LAP	SECTOR 1	SECTOR 2	LAP TIME	MPH	DIFF	TIME OF DAY
1 -		25.989	1:16.762	92.81	3.521	18:30:49.723
2 -	48.115	***25.664***	1:13.779	96.56	0.538	18:32:03.502
3 -	47.543	25.951	1:13.494	96.94	0.253	18:33:16.996
4 -	***47.472***	25.769	***1:13.241 (1)***	***97.27***		***18:34:30.237***
5 -	47.513	25.824	1:13.337 (2)	97.14	0.096	18:35:43.574
6 -	47.508	25.937	1:13.445 (3)	97.00	0.204	18:36:57.019

Weather / Track : Cloudy / Dry

Donington Park National: 1.9790 miles
Date: 01/06/2024 Start: 18:29 Finish: 18:36

BMCRC - MRO Championships 2024 - Rnd 4 @ Donington National

DART MRO 600 inc Clubman 600 & GP2/EVO

RACE 17 - SECTOR ANALYSIS

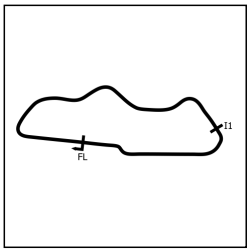

SECTOR 1 = FL to I1, SECTOR 2 = I1 to FL, DIFF = Difference To Personal Best Lap, P = Crossed Finish Line in Pit Lane, D = Time Disallowed

P7 992 Eddy WORMALD Yamaha R6 -

IDEAL LAP TIME : 1:13.583 BEST LAP TIME : 1:13.632 DIFFERENCE : 0.049

LAP	SECTOR 1	SECTOR 2	LAP TIME	MPH	DIFF	TIME OF DAY
1 -		***25.910***	1:17.882	91.47	4.250	18:30:50.843
2 -	***47.673***	25.959	***1:13.632*** **(1)**	***96.76***		***18:32:04.475***
3 -	48.059	26.100	1:14.159 **(3)**	96.07	0.527	18:33:18.634
4 -	48.040	26.194	1:14.234	95.97	0.602	18:34:32.868
5 -	48.110	26.046	1:14.156 **(2)**	96.07	0.524	18:35:47.024
6 -	48.394	26.197	1:14.591	95.51	0.959	18:37:01.615

P8 440 C Elijah EVERTON Kawasaki NINJA 600 -

IDEAL LAP TIME : 1:14.189 BEST LAP TIME : 1:14.189 DIFFERENCE : 0.000

LAP	SECTOR 1	SECTOR 2	LAP TIME	MPH	DIFF	TIME OF DAY
1 -		26.299	1:19.159	90.00	4.970	18:30:52.120
2 -	48.989	26.206	1:15.195	94.74	1.006	18:32:07.315
3 -	48.884	26.325	1:15.209	94.73	1.020	18:33:22.524
4 -	48.565	26.213	1:14.778 **(3)**	95.27	0.589	18:34:37.302
5 -	***48.220***	***25.969***	***1:14.189*** **(1)**	***96.03***		***18:35:51.491***
6 -	48.515	26.005	1:14.520 **(2)**	95.60	0.331	18:37:06.011

P9 56 Michael MILLS Yamaha R6 - A51 Racing, The Wokingham Bar Company

IDEAL LAP TIME : 1:13.959 BEST LAP TIME : 1:14.219 DIFFERENCE : 0.260

LAP	SECTOR 1	SECTOR 2	LAP TIME	MPH	DIFF	TIME OF DAY
1 -		26.528	1:19.546	89.56	5.327	18:30:52.507
2 -	48.885	26.258	1:15.143	94.81	0.924	18:32:07.650
3 -	48.962	26.027	1:14.989 **(3)**	95.00	0.770	18:33:22.639
4 -	48.682	26.387	1:15.069	94.90	0.850	18:34:37.708
5 -	***48.058***	26.163	1:14.221 **(2)**	95.99	0.002	18:35:51.929
6 -	48.318	***25.901***	***1:14.219*** **(1)**	***95.99***		***18:37:06.148***

P10 169 Gareth CUNNINGHAM Yamaha R6 - Burnham cars ltd

IDEAL LAP TIME : 1:13.914 BEST LAP TIME : 1:14.278 DIFFERENCE : 0.364

LAP	SECTOR 1	SECTOR 2	LAP TIME	MPH	DIFF	TIME OF DAY
1 -		26.578	1:19.855	89.21	5.577	18:30:52.816
2 -	48.460	26.269	1:14.729 **(2)**	95.33	0.451	18:32:07.545
3 -	48.879	***26.009***	1:14.888 **(3)**	95.13	0.610	18:33:22.433
4 -	48.464	26.474	1:14.938	95.07	0.660	18:34:37.371
5 -	***47.905***	27.058	1:14.963	95.04	0.685	18:35:52.334
6 -	48.157	26.121	***1:14.278*** **(1)**	***95.91***		***18:37:06.612***

P11 48 C Rhys FORREST Kawasaki ZX636 -

IDEAL LAP TIME : 1:14.329 BEST LAP TIME : 1:14.419 DIFFERENCE : 0.090

LAP	SECTOR 1	SECTOR 2	LAP TIME	MPH	DIFF	TIME OF DAY
1 -		26.443	1:20.209	88.82	5.790	18:30:53.170
2 -	48.966	26.144	1:15.110	94.85	0.691	18:32:08.280
3 -	48.727	26.149	1:14.876	95.15	0.457	18:33:23.156
4 -	***48.411***	26.113	1:14.524 **(2)**	95.60	0.105	18:34:37.680
5 -	48.457	26.269	1:14.726 **(3)**	95.34	0.307	18:35:52.406
6 -	48.501	***25.918***	***1:14.419*** **(1)**	***95.73***		***18:37:06.825***

P12 39 C Aaron MONK Kawsaki NINJA 636 - flyaspitfire.co.uk

IDEAL LAP TIME : 1:15.147 BEST LAP TIME : 1:15.158 DIFFERENCE : 0.011

LAP	SECTOR 1	SECTOR 2	LAP TIME	MPH	DIFF	TIME OF DAY
1 -		26.475	1:20.005	89.05	4.847	18:30:52.966
2 -	***49.009***	26.149	***1:15.158*** **(1)**	***94.79***		***18:32:08.124***
3 -	49.646	26.238	1:15.884	93.88	0.726	18:33:24.008
4 -	49.164	***26.138***	1:15.302 **(2)**	94.61	0.144	18:34:39.310
5 -	49.269	26.517	1:15.786	94.01	0.628	18:35:55.096
6 -	49.250	26.462	1:15.712 **(3)**	94.10	0.554	18:37:10.808

Weather / Track : Cloudy / Dry

Donington Park National: 1.9790 miles
Date: 01/06/2024 Start: 18:29 Finish: 18:36

BMCRC - MRO Championships 2024 - Rnd 4 @ Donington National

DART MRO 600 inc Clubman 600 & GP2/EVO

RACE 17 - SECTOR ANALYSIS

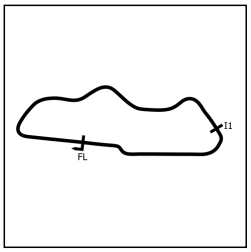

SECTOR 1 = FL to I1, SECTOR 2 = I1 to FL, DIFF = Difference To Personal Best Lap, P = Crossed Finish Line in Pit Lane, D = Time Disallowed

P13 91 Sam HIRST — Kawasaki ZX-636 - Team Valley Racing

IDEAL LAP TIME : 1:14.955 BEST LAP TIME : 1:15.093 DIFFERENCE : 0.138

LAP	SECTOR 1	SECTOR 2	LAP TIME	MPH	DIFF	TIME OF DAY
1 -		26.792	1:21.558	87.35	6.465	18:30:54.519
2 -	49.438	26.446	1:15.884	93.88	0.791	18:32:10.403
3 -	48.957	26.898	1:15.855	93.92	0.762	18:33:26.258
4 -	49.321	***26.442***	1:15.763 **(3)**	94.03	0.670	18:34:42.021
5 -	***48.513***	26.580	***1:15.093*** **(1)**	***94.87***		***18:35:57.114***
6 -	48.638	26.533	1:15.171 **(2)**	94.77	0.078	18:37:12.285

P14 971 Jake PACKHAM — Yamaha R6 - Gasoline alley speedshop

IDEAL LAP TIME : 1:14.681 BEST LAP TIME : 1:15.023 DIFFERENCE : 0.342

LAP	SECTOR 1	SECTOR 2	LAP TIME	MPH	DIFF	TIME OF DAY
1 -		26.615	1:22.079	86.80	7.056	18:30:55.040
2 -	49.243	26.583	1:15.826	93.96	0.803	18:32:10.866
3 -	48.938	26.183	1:15.121 **(2)**	94.84	0.098	18:33:25.987
4 -	48.867	27.102	1:15.969	93.78	0.946	18:34:41.956
5 -	***48.770***	26.253	***1:15.023*** **(1)**	***94.96***		***18:35:56.979***
6 -	49.842	***25.911***	1:15.753 **(3)**	94.05	0.730	18:37:12.732

P15 28 C Tom WALKER — Yamaha R6 - TRW Racing

IDEAL LAP TIME : 1:14.944 BEST LAP TIME : 1:14.944 DIFFERENCE : 0.000

LAP	SECTOR 1	SECTOR 2	LAP TIME	MPH	DIFF	TIME OF DAY
1 -		27.330	1:22.293	86.57	7.349	18:30:55.254
2 -	49.459	26.291	1:15.750	94.05	0.806	18:32:11.004
3 -	49.061	26.444	1:15.505 **(3)**	94.35	0.561	18:33:26.509
4 -	49.554	26.300	1:15.854	93.92	0.910	18:34:42.363
5 -	***48.722***	26.730	1:15.452 **(2)**	94.42	0.508	18:35:57.815
6 -	***48.722***	***26.222***	***1:14.944*** **(1)**	***95.06***		***18:37:12.759***

P16 74 C Tom VAUGHAN — Yamaha R6 - Lamonde Automation Ltd, Smiths Mechanical Sup

IDEAL LAP TIME : 1:15.322 BEST LAP TIME : 1:15.524 DIFFERENCE : 0.202

LAP	SECTOR 1	SECTOR 2	LAP TIME	MPH	DIFF	TIME OF DAY
1 -		26.663	1:21.919	86.97	6.395	18:30:54.880
2 -	48.970	26.881	1:15.851	93.92	0.327	18:32:10.731
3 -	***48.950***	26.710	1:15.660 **(2)**	94.16	0.136	18:33:26.391
4 -	49.497	26.400	1:15.897	93.87	0.373	18:34:42.288
5 -	49.274	26.492	1:15.766 **(3)**	94.03	0.242	18:35:58.054
6 -	49.152	***26.372***	***1:15.524*** **(1)**	***94.33***		***18:37:13.578***

P17 910 C Harry GOWER — Triumph DAYTONA 675 - RG Racing

IDEAL LAP TIME : 1:15.404 BEST LAP TIME : 1:15.563 DIFFERENCE : 0.159

LAP	SECTOR 1	SECTOR 2	LAP TIME	MPH	DIFF	TIME OF DAY
1 -		27.376	1:23.628	85.19	8.065	18:30:56.589
2 -	49.818	26.665	1:16.483	93.15	0.920	18:32:13.072
3 -	49.792	26.536	1:16.328	93.34	0.765	18:33:29.400
4 -	49.020	26.596	1:15.616 **(2)**	94.22	0.053	18:34:45.016
5 -	49.140	***26.423***	***1:15.563*** **(1)**	***94.28***		***18:36:00.579***
6 -	***48.981***	26.946	1:15.927 **(3)**	93.83	0.364	18:37:16.506

P18 67 C Edward ANSELL — Triumph 675 - E a Ansell contractors

IDEAL LAP TIME : 1:15.701 BEST LAP TIME : 1:16.275 DIFFERENCE : 0.574

LAP	SECTOR 1	SECTOR 2	LAP TIME	MPH	DIFF	TIME OF DAY
1 -		27.239	1:23.914	84.90	7.639	18:30:56.875
2 -	50.424	***26.098***	1:16.522 **(3)**	93.10	0.247	18:32:13.397
3 -	50.485	26.430	1:16.915	92.63	0.640	18:33:30.312
4 -	49.836	26.539	1:16.375 **(2)**	93.28	0.100	18:34:46.687
5 -	***49.603***	26.672	***1:16.275*** **(1)**	***93.40***		***18:36:02.962***
6 -	50.317	26.470	1:16.787	92.78	0.512	18:37:19.749

Weather / Track : Cloudy / Dry

Donington Park National: 1.9790 miles
Date: 01/06/2024 Start: 18:29 Finish: 18:36

BMCRC - MRO Championships 2024 - Rnd 4 @ Donington National

DART MRO 600 inc Clubman 600 & GP2/EVO

RACE 17 - SECTOR ANALYSIS

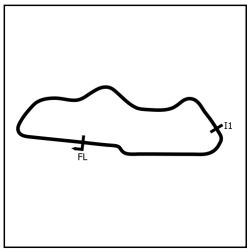

SECTOR 1 = FL to I1, SECTOR 2 = I1 to FL, DIFF = Difference To Personal Best Lap, P = Crossed Finish Line in Pit Lane, D = Time Disallowed

P19 72 Nick BARNES Yamaha R6 - Park Electric

IDEAL LAP TIME : 1:15.317 BEST LAP TIME : 1:15.484 DIFFERENCE : 0.167

LAP	SECTOR 1	SECTOR 2	LAP TIME	MPH	DIFF	TIME OF DAY
1 -		26.776	1:21.312	87.62	5.828	18:30:54.273
2 -	49.146	26.673	1:15.819 (3)	93.96	0.335	18:32:10.092
3 -	49.122	***26.362***	***1:15.484 (1)***	***94.38***		***18:33:25.576***
4 -	49.169	26.450	1:15.619 (2)	94.21	0.135	18:34:41.195
5 -	***48.955***	35.298	1:24.253	84.56	8.769	18:36:05.448
6 -	51.074	26.566	1:17.640	91.76	2.156	18:37:23.088

P20 89 David MUNRO Yamaha R6 -

IDEAL LAP TIME : 1:15.718 BEST LAP TIME : 1:15.718 DIFFERENCE : 0.000

LAP	SECTOR 1	SECTOR 2	LAP TIME	MPH	DIFF	TIME OF DAY
1 -		27.162	1:25.427	83.39	9.709	18:30:58.388
2 -	51.245	27.250	1:18.495	90.76	2.777	18:32:16.883
3 -	50.147	27.226	1:17.373 (3)	92.08	1.655	18:33:34.256
4 -	50.614	26.879	1:17.493	91.93	1.775	18:34:51.749
5 -	49.496	26.836	1:16.332 (2)	93.33	0.614	18:36:08.081
6 -	***49.345***	***26.373***	***1:15.718 (1)***	***94.09***		***18:37:23.799***

P21 111 Mark JACKSON Kawasaki R6 - Mick's Tyres Darton

IDEAL LAP TIME : 1:16.720 BEST LAP TIME : 1:16.720 DIFFERENCE : 0.000

LAP	SECTOR 1	SECTOR 2	LAP TIME	MPH	DIFF	TIME OF DAY
1 -		27.036	1:24.425	84.38	7.705	18:30:57.386
2 -	51.923	26.952	1:18.875	90.32	2.155	18:32:16.261
3 -	50.554	27.162	1:17.716 (3)	91.67	0.996	18:33:33.977
4 -	50.718	27.241	1:17.959	91.38	1.239	18:34:51.936
5 -	50.311	26.829	1:17.140 (2)	92.35	0.420	18:36:09.076
6 -	***49.974***	***26.746***	***1:16.720 (1)***	***92.86***		***18:37:25.796***

P22 163 EVO Michael MACE Triumph 765RS - Marshall Ubergurglebergen

IDEAL LAP TIME : 1:16.679 BEST LAP TIME : 1:16.903 DIFFERENCE : 0.224

LAP	SECTOR 1	SECTOR 2	LAP TIME	MPH	DIFF	TIME OF DAY
1 -		27.894	1:28.181	80.79	11.278	18:31:01.142
2 -	50.937	27.913	1:18.850	90.35	1.947	18:32:19.992
3 -	50.186	27.982	1:18.168	91.14	1.265	18:33:38.160
4 -	49.727	***27.211***	1:16.938 (2)	92.60	0.035	18:34:55.098
5 -	49.537	27.521	1:17.058 (3)	92.45	0.155	18:36:12.156
6 -	***49.468***	27.435	***1:16.903 (1)***	***92.64***		***18:37:29.059***

P23 98 C Chris SWYER Kawasaki -

IDEAL LAP TIME : 1:18.209 BEST LAP TIME : 1:18.209 DIFFERENCE : 0.000

LAP	SECTOR 1	SECTOR 2	LAP TIME	MPH	DIFF	TIME OF DAY
1 -		27.706	1:25.349	83.47	7.140	18:30:58.310
2 -	51.594	30.284	1:21.878	87.01	3.669	18:32:20.188
3 -	51.688	27.631	1:19.319 (3)	89.82	1.110	18:33:39.507
4 -	52.029	27.813	1:19.842	89.23	1.633	18:34:59.349
5 -	***50.929***	***27.280***	***1:18.209 (1)***	***91.09***		***18:36:17.558***
6 -	51.012	27.647	1:18.659 (2)	90.57	0.450	18:37:36.217

P24 13 C Blake DIDWELL Kawasaki ZX6R - Black Widow Exhausts | Double Blitz

IDEAL LAP TIME : 1:19.055 BEST LAP TIME : 1:19.197 DIFFERENCE : 0.142

LAP	SECTOR 1	SECTOR 2	LAP TIME	MPH	DIFF	TIME OF DAY
1 -		27.866	1:25.849	82.98	6.652	18:30:58.810
2 -	51.860	27.362	1:19.222 (2)	89.93	0.025	18:32:18.032
3 -	51.829	28.647	1:20.476	88.53	1.279	18:33:38.508
4 -	***51.741***	27.456	***1:19.197 (1)***	***89.96***		***18:34:57.705***
5 -	52.067	***27.314***	1:19.381 (3)	89.75	0.184	18:36:17.086
6 -	51.954	27.680	1:19.634	89.46	0.437	18:37:36.720

Weather / Track : Cloudy / Dry

Donington Park National: 1.9790 miles
Date: 01/06/2024 Start: 18:29 Finish: 18:36

BMCRC - MRO Championships 2024 - Rnd 4 @ Donington National

DART MRO 600 inc Clubman 600 & GP2/EVO

RACE 17 - SECTOR ANALYSIS

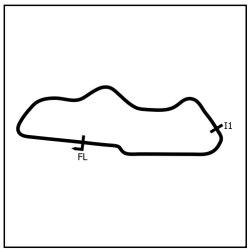

SECTOR 1 = FL to I1, SECTOR 2 = I1 to FL, DIFF = Difference To Personal Best Lap, P = Crossed Finish Line in Pit Lane, D = Time Disallowed

P25 129 C Adrian FALINSKI Kawasaki ZX6R -

IDEAL LAP TIME : 1:18.102 BEST LAP TIME : 1:18.102 DIFFERENCE : 0.000

LAP	SECTOR 1	SECTOR 2	LAP TIME	MPH	DIFF	TIME OF DAY
1 -		27.931	1:26.966	81.92	8.864	18:30:59.927
2 -	51.683	28.251	1:19.934	89.13	1.832	18:32:19.861
3 -	51.197	27.918	1:19.115 (3)	90.05	1.013	18:33:38.976
4 -	53.192	27.885	1:21.077	87.87	2.975	18:35:00.053
5 -	***50.822***	***27.280***	***1:18.102 (1)***	***91.22***		***18:36:18.155***
6 -	51.068	27.594	1:18.662 (2)	90.57	0.560	18:37:36.817

P26 64 C Jack ALLAN Yamaha R6 -

IDEAL LAP TIME : 1:18.527 BEST LAP TIME : 1:19.272 DIFFERENCE : 0.745

LAP	SECTOR 1	SECTOR 2	LAP TIME	MPH	DIFF	TIME OF DAY
1 -		27.981	1:26.703	82.17	7.431	18:30:59.664
2 -	51.775	28.356	1:20.131	88.91	0.859	18:32:19.795
3 -	***51.029***	28.243	***1:19.272 (1)***	***89.87***		***18:33:39.067***
4 -	52.031	***27.498***	1:19.529 (2)	89.58	0.257	18:34:58.596
5 -	51.489	28.501	1:19.990 (3)	89.06	0.718	18:36:18.586
6 -	52.015	29.444	1:21.459	87.46	2.187	18:37:40.045

P27 186 C Dave TILING Honda -

IDEAL LAP TIME : 1:19.435 BEST LAP TIME : 1:19.435 DIFFERENCE : 0.000

LAP	SECTOR 1	SECTOR 2	LAP TIME	MPH	DIFF	TIME OF DAY
1 -		27.912	1:23.867	84.95	4.432	18:30:56.828
2 -	52.597	28.243	1:20.840 (2)	88.13	1.405	18:32:17.668
3 -	51.951	29.098	1:21.049	87.90	1.614	18:33:38.717
4 -	53.229	28.248	1:21.477	87.44	2.042	18:35:00.194
5 -	52.304	28.680	1:20.984 (3)	87.97	1.549	18:36:21.178
6 -	***51.706***	***27.729***	***1:19.435 (1)***	***89.69***		***18:37:40.613***

P28 4 C Kallum BEDWELL Yamaha R6 - Connected to homes ltd/The lash bar

IDEAL LAP TIME : 1:19.327 BEST LAP TIME : 1:19.592 DIFFERENCE : 0.265

LAP	SECTOR 1	SECTOR 2	LAP TIME	MPH	DIFF	TIME OF DAY
1 -		27.939	1:27.714	81.22	8.122	18:31:00.675
2 -	52.594	27.658	1:20.252	88.77	0.660	18:32:20.927
3 -	***51.689***	27.903	***1:19.592 (1)***	***89.51***		***18:33:40.519***
4 -	52.111	27.734	1:19.845 (3)	89.23	0.253	18:35:00.364
5 -	52.718	28.205	1:20.923	88.04	1.331	18:36:21.287
6 -	51.960	***27.638***	1:19.598 (2)	89.50	0.006	18:37:40.885

P29 887 C Scott DERMOTT Honda CBR600RR - TwoClicksOut Racing

IDEAL LAP TIME : 1:19.244 BEST LAP TIME : 1:19.558 DIFFERENCE : 0.314

LAP	SECTOR 1	SECTOR 2	LAP TIME	MPH	DIFF	TIME OF DAY
1 -		28.796	1:28.755	80.27	9.197	18:31:01.716
2 -	52.229	***27.563***	1:19.792 (2)	89.29	0.234	18:32:21.508
3 -	51.909	27.958	1:19.867	89.20	0.309	18:33:41.375
4 -	***51.681***	27.877	***1:19.558 (1)***	***89.55***		***18:35:00.933***
5 -	52.400	28.249	1:20.649	88.34	1.091	18:36:21.582
6 -	51.824	27.983	1:19.807 (3)	89.27	0.249	18:37:41.389

P30 84 C George HIGGINS Yamaha R6 - Aztec Racing

IDEAL LAP TIME : 1:19.945 BEST LAP TIME : 1:20.104 DIFFERENCE : 0.159

LAP	SECTOR 1	SECTOR 2	LAP TIME	MPH	DIFF	TIME OF DAY
1 -		28.194	1:28.878	80.16	8.774	18:31:01.839
2 -	53.313	28.073	1:21.386	87.54	1.282	18:32:23.225
3 -	***52.227***	27.877	***1:20.104 (1)***	***88.94***		***18:33:43.329***
4 -	52.251	27.901	1:20.152 (3)	88.88	0.048	18:35:03.481
5 -	52.421	28.046	1:20.467	88.54	0.363	18:36:23.948
6 -	52.398	***27.718***	1:20.116 (2)	88.92	0.012	18:37:44.064

Weather / Track : Cloudy / Dry

Donington Park National: 1.9790 miles
Date: 01/06/2024 Start: 18:29 Finish: 18:36

BMCRC - MRO Championships 2024 - Rnd 4 @ Donington National

DART MRO 600 inc Clubman 600 & GP2/EVO

RACE 17 - SECTOR ANALYSIS

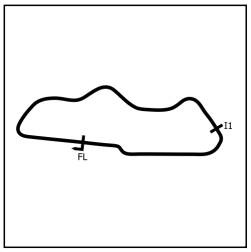

SECTOR 1 = FL to I1, SECTOR 2 = I1 to FL, DIFF = Difference To Personal Best Lap, P = Crossed Finish Line in Pit Lane, D = Time Disallowed

P31 58 Barry STEWART Kawasaki ZX6R -

IDEAL LAP TIME : 1:19.495 BEST LAP TIME : 1:19.720 DIFFERENCE : 0.225

LAP	SECTOR 1	SECTOR 2	LAP TIME	MPH	DIFF	TIME OF DAY
1 -		28.396	1:30.679	78.56	10.959	18:31:03.640
2 -	53.525	28.025	1:21.550	87.36	1.830	18:32:25.190
3 -	52.677	27.770	1:20.447	88.56	0.727	18:33:45.637
4 -	52.230	27.490	***1:19.720*** **(1)**	***89.37***		***18:35:05.357***
5 -	***52.006***	28.163	1:20.169 **(3)**	88.87	0.449	18:36:25.526
6 -	52.489	***27.489***	1:19.978 **(2)**	89.08	0.258	18:37:45.504

P32 6 C Gareth FAITH Kawasaki ZX6R - Sitramoto

IDEAL LAP TIME : 1:19.711 BEST LAP TIME : 1:20.133 DIFFERENCE : 0.422

LAP	SECTOR 1	SECTOR 2	LAP TIME	MPH	DIFF	TIME OF DAY
1 -		28.751	1:30.106	79.06	9.973	18:31:03.067
2 -	52.365	28.523	1:20.888	88.08	0.755	18:32:23.955
3 -	***51.982***	28.151	***1:20.133*** **(1)**	***88.91***		***18:33:44.088***
4 -	52.876	***27.729***	1:20.605 **(2)**	88.38	0.472	18:35:04.693
5 -	52.239	28.424	1:20.663 **(3)**	88.32	0.530	18:36:25.356
6 -	52.793	28.763	1:21.556	87.35	1.423	18:37:46.912

P33 115 C Brian MAHER Yamaha R6 - Spraytech /Espresso Solutions

IDEAL LAP TIME : 1:16.879 BEST LAP TIME : 1:16.879 DIFFERENCE : 0.000

LAP	SECTOR 1	SECTOR 2	LAP TIME	MPH	DIFF	TIME OF DAY
1 -		27.133	1:22.673	86.17	5.794	18:30:55.634
2 -	***50.216***	***26.663***	***1:16.879*** **(1)**	***92.67***		***18:32:12.513***

Weather / Track : Cloudy / Dry

Donington Park National: 1.9790 miles
Date: 01/06/2024 Start: 18:29 Finish: 18:36

BMCRC - MRO Championships 2024 - Rnd 4 @ Donington National

DART MRO 600 inc Clubman 600 & GP2/EVO

RACE 17 - BEST SECTORS

SECTOR 1				SECTOR 2			IDEAL / BEST COMPARISON					
POS	NO	NAME	TIME	NO	NAME	TIME	POS	NO	NAME	IDEAL	BEST	DIFF
									PERFECT LAP	1:10.553		
1	76	JOHNSON	45.766	71	HARDY	24.787	1	76	JOHNSON	1:10.619	1:10.619	0.000
2	71	HARDY	45.962	76	JOHNSON	24.853	2	71	HARDY	1:10.749	1:10.803	0.054
3	3	LAMBDEN	46.545	3	LAMBDEN	25.422	3	3	LAMBDEN	1:11.967	1:12.272	0.305
4	5	MACRAE	47.325	35	DICKINSON	25.462	4	35	DICKINSON	1:12.846	1:12.846	0.000
5	35	DICKINSON	47.384	5	MACRAE	25.527	5	5	MACRAE	1:12.852	1:12.852	0.000
6	179	O'MARA	47.472	179	O'MARA	25.664	6	179	O'MARA	1:13.136	1:13.241	0.105
7	992	WORMALD	47.673	56	MILLS	25.901	7	992	WORMALD	1:13.583	1:13.632	0.049
8	169	CUNNINGHAM	47.905	992	WORMALD	25.910	8	169	CUNNINGHAM	1:13.914	1:14.278	0.364
9	56	MILLS	48.058	971	PACKHAM	25.911	9	56	MILLS	1:13.959	1:14.219	0.260
10	440	EVERTON	48.220	48	FORREST	25.918	10	440	EVERTON	1:14.189	1:14.189	0.000
11	48	FORREST	48.411	440	EVERTON	25.969	11	48	FORREST	1:14.329	1:14.419	0.090
12	91	HIRST	48.513	169	CUNNINGHAM	26.009	12	971	PACKHAM	1:14.681	1:15.023	0.342
13	28	WALKER	48.722	67	ANSELL	26.098	13	28	WALKER	1:14.944	1:14.944	0.000
14	971	PACKHAM	48.770	39	MONK	26.138	14	91	HIRST	1:14.955	1:15.093	0.138
15	74	VAUGHAN	48.950	28	WALKER	26.222	15	39	MONK	1:15.147	1:15.158	0.011
16	72	BARNES	48.955	72	BARNES	26.362	16	72	BARNES	1:15.317	1:15.484	0.167
17	910	GOWER	48.981	74	VAUGHAN	26.372	17	74	VAUGHAN	1:15.322	1:15.524	0.202
18	39	MONK	49.009	89	MUNRO	26.373	18	910	GOWER	1:15.404	1:15.563	0.159
19	89	MUNRO	49.345	910	GOWER	26.423	19	67	ANSELL	1:15.701	1:16.275	0.574
20	163	MACE	49.468	91	HIRST	26.442	20	89	MUNRO	1:15.718	1:15.718	0.000
21	67	ANSELL	49.603	115	MAHER	26.663	21	163	MACE	1:16.679	1:16.903	0.224
22	111	JACKSON	49.974	111	JACKSON	26.746	22	111	JACKSON	1:16.720	1:16.720	0.000
23	115	MAHER	50.216	163	MACE	27.211	23	115	MAHER	1:16.879	1:16.879	0.000
24	129	FALINSKI	50.822	98	SWYER	27.280	24	129	FALINSKI	1:18.102	1:18.102	0.000
25	98	SWYER	50.929	129	FALINSKI	27.280	25	98	SWYER	1:18.209	1:18.209	0.000
26	64	ALLAN	51.029	13	DIDWELL	27.314	26	64	ALLAN	1:18.527	1:19.272	0.745
27	887	DERMOTT	51.681	58	STEWART	27.489	27	13	DIDWELL	1:19.055	1:19.197	0.142
28	4	BEDWELL	51.689	64	ALLAN	27.498	28	887	DERMOTT	1:19.244	1:19.558	0.314
29	186	TILING	51.706	887	DERMOTT	27.563	29	4	BEDWELL	1:19.327	1:19.592	0.265
30	13	DIDWELL	51.741	4	BEDWELL	27.638	30	186	TILING	1:19.435	1:19.435	0.000
31	6	FAITH	51.982	84	HIGGINS	27.718	31	58	STEWART	1:19.495	1:19.720	0.225
32	58	STEWART	52.006	186	TILING	27.729	32	6	FAITH	1:19.711	1:20.133	0.422
33	84	HIGGINS	52.227	6	FAITH	27.729	33	84	HIGGINS	1:19.945	1:20.104	0.159

Weather / Track : Cloudy / Dry

Donington Park National: 1.9790 miles
Date: 01/06/2024 Start: 18:29 Finish: 18:36

Results can be found at www.tsl-timing.com

Printed - 18:38 Saturday, 01 June 2024

BMCRC - MRO Championships 2024 - Rnd 4 @ Donington National

DART MRO 600 inc Clubman 600 & GP2/EVO

RACE 17 - STATISTICS

Competitors Started	33
Planned Start	2024-06-01 @ 17:30:00.000
Actual Start	2024-06-01 @ 18:29:32.960
Finish Time	2024-06-01 @ 18:36:43.633
Track Length	1.9790mi.
Total Laps	194
Total Distance Covered	383.9390mi.

Session Fastest Lap History

NO	CL	NAME	LAP TIME	TIME OF DAY	LAP	VEHICLE
71	EVO	**Maximus HARDY**	**1:11.300**	18:31:58.859	2	Triumph 675R
76		**Anthony JOHNSON**	**1:11.279**	18:33:10.462	3	
76		**Anthony JOHNSON**	**1:10.619**	18:34:21.103	4	

Session Leader History

NO	CL	NAME	FROM LAP	LAPS LED	DISTANCE	VEHICLE
76		**Anthony JOHNSON**	1	1	1.94 miles	
71	EVO	**Maximus HARDY**	2	2	3.95 miles	Triumph 675R
76		**Anthony JOHNSON**	4	3	5.93 miles	

Flag History

TYPE	TIME OF DAY
GREEN	18:29:32.960
FINISH	18:36:43.633

Flag Statistics

TYPE	COUNT	TOTAL LAPS	TOTAL TIME
Green	1	6	8:21.951
Red	0	0	0.000
Safety Car	0	0	0.000
FCY	0	0	0.000

Weather / Track : Cloudy / Dry

Donington Park National: 1.9790 miles
Date: 01/06/2024 Start: 18:29 Finish: 18:36

BMCRC - MRO Championships 2024 - Rnd 4 @ Donington National

DART MRO 600 inc Clubman 600 & GP2/EVO

RACE 17 - STATISTICS

CLASS : 14 Starters

Fastest Lap History

NO	NAME	LAP TIME	TIME OF DAY	LAP	VEHICLE
76	**Anthony JOHNSON**	**1:11.721**	18:31:59.207	2	
76	**Anthony JOHNSON**	**1:11.279**	18:33:10.462	3	
76	**Anthony JOHNSON**	**1:10.619**	18:34:21.103	4	

Leader History

NO	NAME	FROM LAP	LAPS LED	DISTANCE	VEHICLE
76	**Anthony JOHNSON**	1	6	11.83 miles	

Weather / Track : Cloudy / Dry

Donington Park National: 1.9790 miles
Date: 01/06/2024 Start: 18:29 Finish: 18:36

BMCRC - MRO Championships 2024 - Rnd 4 @ Donington National

DART MRO 600 inc Clubman 600 & GP2/EVO

RACE 17 - STATISTICS

CLASS : C

17 Starters

Fastest Lap History

NO	NAME	LAP TIME	TIME OF DAY	LAP	VEHICLE
440	**Elijah EVERTON**	**1:15.195**	18:32:07.347	2	Kawasaki NINJA 600
39	**Aaron MONK**	**1:15.158**	18:32:08.140	2	Kawsaki NINJA 636
48	**Rhys FORREST**	**1:15.110**	18:32:08.289	2	Kawasaki ZX636
48	**Rhys FORREST**	**1:14.876**	18:33:23.166	3	Kawasaki ZX636
440	**Elijah EVERTON**	**1:14.778**	18:34:37.333	4	Kawasaki NINJA 600
48	**Rhys FORREST**	**1:14.524**	18:34:37.687	4	Kawasaki ZX636
440	**Elijah EVERTON**	**1:14.189**	18:35:51.522	5	Kawasaki NINJA 600

Leader History

NO	NAME	FROM LAP	LAPS LED	DISTANCE	VEHICLE
440	**Elijah EVERTON**	1	6	11.83 miles	Kawasaki NINJA 600

Weather / Track : Cloudy / Dry

Donington Park National: 1.9790 miles
Date: 01/06/2024 Start: 18:29 Finish: 18:36

BMCRC - MRO Championships 2024 - Rnd 4 @ Donington National

DART MRO 600 inc Clubman 600 & GP2/EVO

RACE 17 - STATISTICS

CLASS : EVO

2 Starters

Fastest Lap History

NO	NAME	LAP TIME	TIME OF DAY	LAP	VEHICLE
71	**Maximus HARDY**	**1:11.300**	18:31:58.859	2	Triumph 675R
71	**Maximus HARDY**	**1:10.803**	18:34:21.220	4	Triumph 675R

Leader History

NO	NAME	FROM LAP	LAPS LED	DISTANCE	VEHICLE
71	**Maximus HARDY**	1	6	11.83 miles	Triumph 675R

MRO 600 | MOTO EVO & STREET EVO | MRO CLUBMAN 600

BMCRC - MRO Championships 2024 - Rnd 4 @ Donington National

DART MRO 600 inc Clubman 600 & GP2/EVO

RACE 7 - GRID (10 Laps)

Row	Pos	No	Rider	Time
ROW 13	37	531	Jake KOURTI	
ROW 12	36	145	Jake MARSH	
	35	444	Vincent BUTLER	
	34	1	Harry FOWLE	
ROW 11	33	6	Gareth FAITH	1:20.133
	32	84	George HIGGINS	1:20.104
	31	58	Barry STEWART	1:19.720
ROW 10	30	4	Kallum BEDWELL	1:19.592
	29	887	Scott DERMOTT	1:19.558
	28	186	Dave TILING	1:19.435
ROW 9	27	64	Jack ALLAN	1:19.272
	26	13	Blake DIDWELL	1:19.197
	25	98	Chris SWYER	1:18.209
ROW 8	24	129	Adrian FALINSKI	1:18.102
	23	163	Michael MACE	1:16.903
	22	115	Brian MAHER	1:16.879
ROW 7	21	111	Mark JACKSON	1:16.720
	20	67	Edward ANSELL	1:16.275
	19	89	David MUNRO	1:15.718
ROW 6	18	910	Harry GOWER	1:15.563
	17	74	Tom VAUGHAN	1:15.524
	16	72	Nick BARNES	1:15.484
ROW 5	15	39	Aaron MONK	1:15.158
	14	91	Sam HIRST	1:15.093
	13	971	Jake PACKHAM	1:15.023
ROW 4	12	28	Tom WALKER	1:14.944
	11	48	Rhys FORREST	1:14.419
	10	169	Gareth CUNNINGHAM	1:14.278
ROW 3	9	56	Michael MILLS	1:14.219
	8	440	Elijah EVERTON	1:14.189
	7	992	Eddy WORMALD	1:13.632
ROW 2	6	179	James O'MARA	1:13.241
	5	5	Luke MACRAE	1:12.852
	4	35	Kai DICKINSON	1:12.846
ROW 1	3	3	Joey LAMBDEN	1:12.272
	2	71	Maximus HARDY	1:10.803
	1	76	Anthony JOHNSON	1:10.619

Pole

These results are provisional until the conclusion of any judicial and technical matters.

Donington Park National: 1.9790 miles

Clerk Of Course:	Stewards:	Timekeeper: Craig Smith	

Results can be found at www.tsl-timing.com

Printed - 18:39 Saturday, 01 June 2024

TSL SPORTS TIMING TIMING SOLUTIONS LTD

MRO 600 | MOTO EVO & STREET EVO | MRO CLUBMAN 600

BMCRC - MRO Championships 2024 - Rnd 4 @ Donington National

DART MRO 600 inc Clubman 600 & GP2/EVO

RACE 7 - CLASSIFICATION

Race Distance: 9 Laps / 17.81 miles

POS	NO	CL	PIC	NAME	ENTRY	LAPS	TIME	GAP	DIFF	MPH	BEST	ON	GRD	↑↓
1	76		1	Anthony JOHNSON	- INTA MOTORCYCLE SERVICES LTD	9	10:50.489			98.36	1:11.455	5	1	0
2	5		2	Luke MACRAE	Triumph 765 - Bournephoto.co.uk	9	11:02.959	12.470	12.470	96.51	1:12.105	8	5	3
3	3		3	Joey LAMBDEN	Kawasaki 636 -	9	11:03.026	12.537	0.067	96.50	1:12.529	9	3	0
4	35		4	Kai DICKINSON	Kawasaki ZX636 -	9	11:03.077	12.588	0.051	96.49	1:12.679	8	4	0
5	56		5	Michael MILLS	Yamaha R6 - A51 Racing, The Wokingham Bar Company	9	11:04.097	13.608	1.020	96.34	1:12.783	4	9	4
6	179		6	James O'MARA	Triumph 675R - BRP Machining Ltd - Alton Compressor Serv	9	11:08.709	18.220	4.612	95.68	1:12.676	4	6	0
7	440	C	1	Elijah EVERTON	Kawasaki NINJA 600 -	9	11:12.338	21.849	3.629	95.16	1:13.266	4	8	1
8	39	C	2	Aaron MONK	Kawsaki NINJA 636 - flyaspitfire.co.uk	9	11:12.897	22.408	0.559	95.08	1:13.674	4	15	7
9	992		7	Eddy WORMALD	Yamaha R6 -	9	11:13.078	22.589	0.181	95.06	1:13.982	8	7	-2
10	91		8	Sam HIRST	Kawasaki ZX-636 - Team Valley Racing	9	11:13.166	22.677	0.088	95.05	1:14.005	9	14	4
11	1		9	Harry FOWLE	Yamaha R6 - HF Refinishing Racing	9	11:14.879	24.390	1.713	94.80	1:13.206	8	34	23
12	72		10	Nick BARNES	Yamaha R6 - Park Electric	9	11:21.258	30.769	6.379	93.92	1:14.694	8	16	4
13	28	C	3	Tom WALKER	Yamaha R6 - TRW Racing	9	11:21.338	30.849	0.080	93.91	1:14.501	4	12	-1
14	169*		11	Gareth CUNNINGHAM	Yamaha R6 - Burnham cars ltd	9	11:22.593	32.104	1.255	93.73	1:13.664	4	10	-4
15	971		12	Jake PACKHAM	Yamaha R6 - Gasoline alley speedshop	9	11:24.140	33.651	1.547	93.52	1:14.183	8	13	-2
16	910	C	4	Harry GOWER	Triumph DAYTONA 675 - RG Racing	9	11:26.019	35.530	1.879	93.27	1:15.045	3	18	2
17	74	C	5	Tom VAUGHAN	Yamaha R6 - Lamonde Automation Ltd, Smiths Mechanical S	9	11:26.138	35.649	0.119	93.25	1:14.838	9	17	0
18	186	C	6	Dave TILING	Honda -	9	11:26.262	35.773	0.124	93.23	1:14.584	6	28	10
19	89		13	David MUNRO	Yamaha R6 -	9	11:34.841	44.352	8.579	92.08	1:15.789	6	19	0
20	67	C	7	Edward ANSELL	Triumph 675 - E a Ansell contractors	9	11:34.978	44.489	0.137	92.06	1:15.561	6	20	0
21	444	C	8	Vincent BUTLER	Yamaha YZF R6 - Me	9	11:35.239	44.750	0.261	92.03	1:15.675	9	35	14
22	115	C	9	Brian MAHER	Yamaha R6 - Spraytech /Espresso Solutions	9	11:35.378	44.889	0.139	92.01	1:15.967	3	22	0
23	111		14	Mark JACKSON	Kawasaki R6 - Mick's Tyres Darton	9	11:47.990	57.501	12.612	90.37	1:17.354	6	21	-2
24	163	EVO	1	Michael MACE	Triumph 765RS - Marshall Ubergurglebergen	9	11:48.253	57.764	0.263	90.34	1:16.726	7	23	-1
25	129	C	10	Adrian FALINSKI	Kawasaki ZX6R -	9	11:49.460	58.971	1.207	90.18	1:17.061	6	24	-1
26	13	C	11	Blake DIDWELL	Kawasaki ZX6R - Black Widow Exhausts | Double Blitz	9	11:49.534	59.045	0.074	90.17	1:17.385	6	26	0
27	64	C	12	Jack ALLAN	Yamaha R6 -	9	11:58.063	1:07.574	8.529	89.10	1:18.180	5	27	0
28	887	C	13	Scott DERMOTT	Honda CBR600RR - TwoClicksOut Racing	9	11:58.216	1:07.727	0.153	89.08	1:18.047	4	29	1
29	84	C	14	George HIGGINS	Yamaha R6 - Aztec Racing	9	12:06.259	1:15.770	8.043	88.10	1:18.835	9	32	3
30	4	C	15	Kallum BEDWELL	Yamaha R6 - Connected to homes ltd/The lash bar	9	12:06.829	1:16.340	0.570	88.03	1:18.817	9	30	0
31	58		15	Barry STEWART	Kawasaki ZX6R -	9	12:07.177	1:16.688	0.348	87.99	1:18.671	9	31	0
32	6	C	16	Gareth FAITH	Kawasaki ZX6R - Sitramoto	9	12:12.771	1:22.282	5.594	87.31	1:19.360	8	33	1

FASTEST LAP

76		Anthony JOHNSON	- INTA MOTORCYCLE SERVICES LTD	5	1:11.455	99.70 mph	160.46 kph
440	C	Elijah EVERTON	Kawasaki NINJA 600 -	4	1:13.266	97.24 mph	156.49 kph
163	EVO	Michael MACE	Triumph 765RS - Marshall Ubergurglebergen	7	1:16.726	92.85 mph	149.44 kph

Comments:
*** No. 169 - 10 second penalty - jump start**
Class - 92.5% of Race Speed = 90.98 mph
Class C - 92.5% of Race Speed = 88.02 mph
Class EVO - 92.5% of Race Speed = 83.56 mph

Weather / Track : Sunny / Dry
These results are provisional until the conclusion of any judicial and technical matters.

Date: 02/06/2024 Start: 12:02 Finish: 12:13
Donington Park National: 1.9790 miles

Clerk Of Course:	Stewards:	Timekeeper: Craig Smith	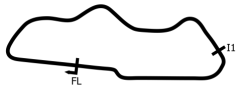

Results can be found at www.tsl-timing.com

Printed - 12:19 Sunday, 02 June 2024

TSL SPORTS TIMING TIMING SOLUTIONS LTD

BMCRC - MRO Championships 2024 - Rnd 4 @ Donington National

DART MRO 600 inc Clubman 600 & GP2/EVO

RACE 7 - LAP CHART

LAP 1 @ 12:03:40.590

NO	BEHIND	LAP TIME
76		1:15.199
35	2.214	1:17.413
3	2.473	1:17.672
169	2.754	1:17.953
992	3.595	1:18.794
56	3.670	1:18.869
5	3.800	1:18.999
179	3.831	1:19.030
440	4.120	1:19.319
91	4.512	1:19.711
39	4.664	1:19.863
28	5.102	1:20.301
72	5.900	1:21.099
971	6.499	1:21.698
910	7.257	1:22.456
74	7.488	1:22.687
1	7.645	1:22.844
67	8.267	1:23.466
186	8.705	1:23.904
115	9.233	1:24.432
89	9.478	1:24.677
444	10.029	1:25.228
111	10.667	1:25.866
129	11.111	1:26.310
13	11.213	1:26.412
64	11.795	1:26.994
163	12.193	1:27.392
887	12.625	1:27.824
4	13.198	1:28.397
84	14.471	1:29.670
6	15.215	1:30.414
58	15.289	1:30.488

LAP 2 @ 12:04:52.807

NO	BEHIND	LAP TIME
76		1:12.217
3	3.297	1:13.041
35	3.996	1:13.999
169	4.683	1:14.146
56	4.756	1:13.303
992	5.483	1:14.105
5	5.487	1:13.904
179	5.884	1:14.270
440	5.967	1:14.064
39	6.747	1:14.300
91	6.965	1:14.670
28	7.402	1:14.517
72	8.770	1:15.087
971	9.725	1:15.443
1	10.229	1:14.801
910	10.891	1:15.851
74	11.282	1:16.011
186	12.683	1:16.195
67	13.079	1:17.029
115	13.700	1:16.684
444	14.021	1:16.209
89	14.309	1:17.048
111	16.247	1:17.797
13	17.691	1:18.695
163	18.505	1:18.529
129	18.747	1:19.853
64	19.311	1:19.733
887	19.725	1:19.317
4	21.032	1:20.051
84	21.431	1:19.177
6	22.934	1:19.936
58	23.497	1:20.425

LAP 3 @ 12:06:04.692

NO	BEHIND	LAP TIME
76		1:11.885
35	5.091	1:12.980
3	5.161	1:13.749
56	6.286	1:13.415
169	7.023	1:14.225
5	7.230	1:13.628
440	7.504	1:13.422
992	8.209	1:14.611
179	8.366	1:14.367
39	8.986	1:14.124
91	9.559	1:14.479
28	10.079	1:14.562
72	11.893	1:15.008
1	12.824	1:14.480
971	13.371	1:15.531
910	14.051	1:15.045
74	14.328	1:14.931
186	16.214	1:15.416
67	17.399	1:16.205
115	17.782	1:15.967
444	18.529	1:16.393
89	19.408	1:16.984
111	22.307	1:17.945
13	24.209	1:18.403
163	24.453	1:17.833
129	25.090	1:18.228
64	26.252	1:18.826
887	26.959	1:19.119
84	29.476	1:19.930
4	30.579	1:21.432
6	31.316	1:20.267
58	31.448	1:19.836

LAP 4 @ 12:07:16.308

NO	BEHIND	LAP TIME
76		1:11.616
35	6.570	1:13.095
3	6.985	1:13.440
56	7.453	1:12.783
5	7.942	1:12.328
169	9.071	1:13.664
440	9.154	1:13.266
179	9.426	1:12.676
992	10.940	1:14.347
39	11.044	1:13.674
91	12.035	1:14.092
28	12.964	1:14.501
72	15.307	1:15.030
1	15.606	1:14.398
971	16.822	1:15.067
910	17.678	1:15.243
74	17.840	1:15.128
186	19.865	1:15.267
67	22.255	1:16.472
115	22.638	1:16.472
444	22.785	1:15.872
89	23.607	1:15.815
111	28.513	1:17.822
13	30.169	1:17.576
163	30.715	1:17.878
129	31.898	1:18.424
64	33.124	1:18.488
887	33.390	1:18.047
84	37.839	1:19.979
4	38.789	1:19.826
58	39.493	1:19.661
6	39.972	1:20.272

LAP 5 @ 12:08:27.763

NO	BEHIND	LAP TIME
76		1:11.455
35	8.334	1:13.219
3	8.649	1:13.119
56	8.933	1:12.935
5	9.047	1:12.560
440	11.706	1:14.007
169	12.006	1:14.390
179	12.276	1:14.305
992	13.537	1:14.052
39	13.730	1:14.141
91	14.641	1:14.061
28	16.175	1:14.666
1	18.235	1:14.084
72	19.130	1:15.278
971	20.273	1:14.906
74	21.596	1:15.211
910	21.815	1:15.592
186	23.812	1:15.402
67	27.832	1:17.032
115	28.153	1:16.970
444	28.242	1:16.912
89	28.287	1:16.135
111	34.847	1:17.789
13	36.183	1:17.469
163	36.535	1:17.275
129	38.204	1:17.761
64	39.849	1:18.180
887	40.404	1:18.469
84	47.162	1:20.778
4	47.359	1:20.025
58	47.846	1:19.808
6	48.458	1:19.941

LAP 6 @ 12:09:39.489

NO	BEHIND	LAP TIME
76		1:11.726
35	9.716	1:13.108
3	9.919	1:12.996
56	10.012	1:12.805
5	10.095	1:12.774
440	14.626	1:14.646
169	14.961	1:14.681
179	15.096	1:14.546
39	16.015	1:14.011
992	16.480	1:14.669
91	16.925	1:14.010
28	19.396	1:14.947
1	20.105	1:13.596
72	22.360	1:14.956
971	22.764	1:14.217
74	25.386	1:15.516
910	25.913	1:15.824
186	26.670	1:14.584
67	31.667	1:15.561
89	32.350	1:15.789
115	32.569	1:16.142
444	32.807	1:16.291
111	40.475	1:17.354
13	41.842	1:17.385
163	42.080	1:17.271
129	43.539	1:17.061
64	46.317	1:18.194
887	46.935	1:18.257
84	55.288	1:19.852
4	55.764	1:20.131
58	55.988	1:19.868
6	56.939	1:20.207

LAP 7 @ 12:10:51.355

NO	BEHIND	LAP TIME
76		1:11.866
35	11.126	1:13.276
3	11.734	1:13.681
5	11.781	1:13.552
56	11.964	1:13.818
179	16.847	1:13.617
440	17.287	1:14.527
169	17.683	1:14.588
39	17.886	1:13.737
992	18.935	1:14.321
91	19.173	1:14.114
1	22.286	1:14.047
28	23.333	1:15.803
72	25.352	1:14.858
910	29.469	1:15.422
74	29.496	1:15.976
971	29.541	1:18.643
186	30.346	1:15.542
67	35.987	1:16.186
89	36.483	1:15.999
115	36.746	1:16.043
444	37.325	1:16.384
111	46.532	1:17.923
163	46.940	1:16.726
13	48.096	1:18.120
129	48.840	1:17.167
64	53.154	1:18.703
887	53.474	1:18.405
84	1:02.359	1:18.937
4	1:02.863	1:18.965
58	1:03.734	1:19.612
6	1:04.449	1:19.376

LAP 8 @ 12:12:03.073

NO	BEHIND	LAP TIME
76		1:11.718
35	12.087	1:12.679
5	12.168	1:12.105
3	12.815	1:12.799
56	13.478	1:13.232
179	18.027	1:12.898
440	19.791	1:14.222
169	20.087	1:14.122
39	20.241	1:14.073
992	21.199	1:13.982
91	21.479	1:14.024
1	23.774	1:13.206
28	27.654	1:16.039
72	28.328	1:14.694
971	32.006	1:14.183
910	33.286	1:15.535
74	33.618	1:15.840
186	33.824	1:15.196
67	40.487	1:16.218
89	41.351	1:16.586
115	41.605	1:16.577
444	41.882	1:16.275
111	52.647	1:17.833
163	53.000	1:17.778
13	53.909	1:17.531
129	54.425	1:17.303
64	1:01.337	1:19.901
887	1:01.550	1:19.794
84	1:09.742	1:19.101
4	1:10.330	1:19.185
58	1:10.824	1:18.808
6	1:12.091	1:19.360

LAP 9 @ 12:13:15.880

NO	BEHIND	LAP TIME
76		1:12.807
5	12.470	1:13.109
3	12.537	1:12.529
35	12.588	1:13.308
56	13.608	1:12.937
179	18.220	1:13.000
440	21.849	1:14.865
169	22.104	1:14.824
39	22.408	1:14.974
992	22.589	1:14.197
91	22.677	1:14.005
1	24.390	1:13.423
72	30.769	1:15.248
28	30.849	1:16.002
971	33.651	1:14.452
910	35.530	1:15.051
74	35.649	1:14.838
186	35.773	1:14.756
89	44.352	1:15.808
67	44.489	1:16.809
444	44.750	1:15.675
115	44.889	1:16.091
111	57.501	1:17.661
163	57.764	1:17.571
129	58.971	1:17.353
13	59.045	1:17.943
64	1:07.574	1:19.044
887	1:07.727	1:18.984
84	1:15.770	1:18.835
4	1:16.340	1:18.817
58	1:16.688	1:18.671
6	1:22.282	1:22.998

Weather / Track : Sunny / Dry

Donington Park National: 1.9790 miles
Date: 02/06/2024 Start: 12:02 Finish: 12:13

Results can be found at www.tsl-timing.com

Printed - 12:19 Sunday, 02 June 2024

BMCRC - MRO Championships 2024 - Rnd 4 @ Donington National

DART MRO 600 inc Clubman 600 & GP2/EVO

RACE 7 - POSITION CHART

No	Name	Lap Pos	1	2	3	4	5	6	7	8	9
76	JOHNSON	1	76	76	76	76	76	76	76	76	76
3	LAMBDEN	2	35	3	35	35	35	35	35	35	5
35	DICKINSON	3	3	35	3	3	3	3	3	5	3
5	MACRAE	4	169	169	56	56	56	56	5	3	35
179	O'MARA	5	992	56	169	5	5	5	56	56	56
992	WORMALD	6	56	992	5	169	440	440	179	179	179
440	EVERTON	7	5	5	440	440	169	169	440	440	440
56	MILLS	8	179	179	992	179	179	179	169	169	169
169	CUNNINGHAM	9	440	440	179	992	992	39	39	39	39
28	WALKER	10	91	39	39	39	39	992	992	992	992
971	PACKHAM	11	39	91	91	91	91	91	91	91	91
91	HIRST	12	28	28	28	28	28	28	1	1	1
39	MONK	13	72	72	72	72	1	1	28	28	72
72	BARNES	14	971	971	1	1	72	72	72	72	28
74	VAUGHAN	15	910	1	971	971	971	971	910	971	971
910	GOWER	16	74	910	910	910	74	74	74	910	910
89	MUNRO	17	1	74	74	74	910	910	971	74	74
67	ANSELL	18	67	186	186	186	186	186	186	186	186
111	JACKSON	19	186	67	67	67	67	67	67	67	89
115	MAHER	20	115	115	115	115	115	89	89	89	67
163	MACE	21	89	444	444	444	444	115	115	115	444
129	FALINSKI	22	444	89	89	89	89	444	444	444	115
13	DIDWELL	23	111	111	111	111	111	111	111	111	111
64	ALLAN	24	129	13	13	13	13	13	163	163	163
186	TILING	25	13	163	163	163	163	163	13	13	129
887	DERMOTT	26	64	129	129	129	129	129	129	129	13
4	BEDWELL	27	163	64	64	64	64	64	64	64	64
58	STEWART	28	887	887	887	887	887	887	887	887	887
84	HIGGINS	29	4	4	84	84	84	84	84	84	84
6	FAITH	30	84	84	4	4	4	4	4	4	4
1	FOWLE	31	6	6	6	58	58	58	58	58	58
444	BUTLER	32	58	58	58	6	6	6	6	6	6

Weather / Track : Sunny / Dry

Donington Park National: 1.9790 miles
Date: 02/06/2024 Start: 12:02 Finish: 12:13

Results can be found at www.tsl-timing.com

Printed - 12:19 Sunday, 02 June 2024

BMCRC - MRO Championships 2024 - Rnd 4 @ Donington National

DART MRO 600 inc Clubman 600 & GP2/EVO

RACE 7 - SECTOR ANALYSIS

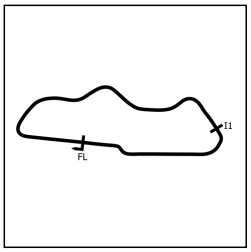

SECTOR 1 = FL to I1, SECTOR 2 = I1 to FL, DIFF = Difference To Personal Best Lap, P = Crossed Finish Line in Pit Lane, D = Time Disallowed

P1 76 Anthony JOHNSON - INTA MOTORCYCLE SERVICES LTD

IDEAL LAP TIME : 1:11.455 BEST LAP TIME : 1:11.455 DIFFERENCE : 0.000

LAP	SECTOR 1	SECTOR 2	LAP TIME	MPH	DIFF	TIME OF DAY
1 -		25.496	1:15.199	94.74	3.744	12:03:40.590
2 -	46.524	25.693	1:12.217	98.65	0.762	12:04:52.807
3 -	46.548	25.337	1:11.885	99.11	0.430	12:06:04.692
4 -	46.270	25.346	1:11.616 **(2)**	99.48	0.161	12:07:16.308
5 -	***46.137***	***25.318***	***1:11.455*** **(1)**	***99.70***		***12:08:27.763***
6 -	46.298	25.428	1:11.726	99.33	0.271	12:09:39.489
7 -	46.400	25.466	1:11.866	99.13	0.411	12:10:51.355
8 -	46.355	25.363	1:11.718 **(3)**	99.34	0.263	12:12:03.073
9 -	46.221	26.586	1:12.807	97.85	1.352	12:13:15.880

P2 5 Luke MACRAE Triumph 765 - Bournephoto.co.uk

IDEAL LAP TIME : 1:11.925 BEST LAP TIME : 1:12.105 DIFFERENCE : 0.180

LAP	SECTOR 1	SECTOR 2	LAP TIME	MPH	DIFF	TIME OF DAY
1 -		26.449	1:18.999	90.18	6.894	12:03:44.390
2 -	47.826	26.078	1:13.904	96.40	1.799	12:04:58.294
3 -	47.540	26.088	1:13.628	96.76	1.523	12:06:11.922
4 -	47.037	***25.291***	1:12.328 **(2)**	98.50	0.223	12:07:24.250
5 -	46.836	25.724	1:12.560 **(3)**	98.18	0.455	12:08:36.810
6 -	47.237	25.537	1:12.774	97.90	0.669	12:09:49.584
7 -	47.524	26.028	1:13.552	96.86	1.447	12:11:03.136
8 -	***46.634***	25.471	***1:12.105*** **(1)**	***98.80***		***12:12:15.241***
9 -	47.156	25.953	1:13.109	97.45	1.004	12:13:28.350

P3 3 Joey LAMBDEN Kawasaki 636 -

IDEAL LAP TIME : 1:12.144 BEST LAP TIME : 1:12.529 DIFFERENCE : 0.385

LAP	SECTOR 1	SECTOR 2	LAP TIME	MPH	DIFF	TIME OF DAY
1 -		25.903	1:17.672	91.72	5.143	12:03:43.063
2 -	47.298	25.743	1:13.041	97.54	0.512	12:04:56.104
3 -	***46.501***	27.248	1:13.749	96.60	1.220	12:06:09.853
4 -	47.568	25.872	1:13.440	97.01	0.911	12:07:23.293
5 -	47.106	26.013	1:13.119	97.43	0.590	12:08:36.412
6 -	47.144	25.852	1:12.996 **(3)**	97.60	0.467	12:09:49.408
7 -	47.480	26.201	1:13.681	96.69	1.152	12:11:03.089
8 -	47.156	***25.643***	1:12.799 **(2)**	97.86	0.270	12:12:15.888
9 -	46.679	25.850	***1:12.529*** **(1)**	***98.23***		***12:13:28.417***

P4 35 Kai DICKINSON Kawasaki ZX636 -

IDEAL LAP TIME : 1:12.631 BEST LAP TIME : 1:12.679 DIFFERENCE : 0.048

LAP	SECTOR 1	SECTOR 2	LAP TIME	MPH	DIFF	TIME OF DAY
1 -		26.004	1:17.413	92.03	4.734	12:03:42.804
2 -	48.338	***25.661***	1:13.999	96.28	1.320	12:04:56.803
3 -	47.216	25.764	1:12.980 **(2)**	97.62	0.301	12:06:09.783
4 -	47.407	25.688	1:13.095 **(3)**	97.47	0.416	12:07:22.878
5 -	47.418	25.801	1:13.219	97.30	0.540	12:08:36.097
6 -	47.374	25.734	1:13.108	97.45	0.429	12:09:49.205
7 -	47.501	25.775	1:13.276	97.23	0.597	12:11:02.481
8 -	***46.970***	25.709	***1:12.679*** **(1)**	***98.02***		***12:12:15.160***
9 -	47.296	26.012	1:13.308	97.18	0.629	12:13:28.468

Weather / Track : Sunny / Dry

Donington Park National: 1.9790 miles
Date: 02/06/2024 Start: 12:02 Finish: 12:13

BMCRC - MRO Championships 2024 - Rnd 4 @ Donington National

DART MRO 600 inc Clubman 600 & GP2/EVO

RACE 7 - SECTOR ANALYSIS

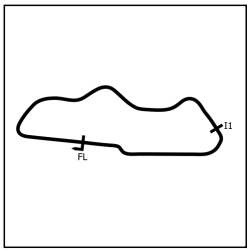

SECTOR 1 = FL to I1, SECTOR 2 = I1 to FL, DIFF = Difference To Personal Best Lap, P = Crossed Finish Line in Pit Lane, D = Time Disallowed

P5 56 Michael MILLS — Yamaha R6 - A51 Racing, The Wokingham Bar Company

IDEAL LAP TIME : 1:12.718 BEST LAP TIME : 1:12.783 DIFFERENCE : 0.065

LAP	SECTOR 1	SECTOR 2	LAP TIME	MPH	DIFF	TIME OF DAY
1 -		26.532	1:18.869	90.33	6.086	12:03:44.260
2 -	47.430	25.873	1:13.303	97.19	0.520	12:04:57.563
3 -	47.669	25.746	1:13.415	97.04	0.632	12:06:10.978
4 -	47.219	***25.564***	***1:12.783*** **(1)**	***97.88***		***12:07:23.761***
5 -	***47.154***	25.781	1:12.935 **(3)**	97.68	0.152	12:08:36.696
6 -	47.210	25.595	1:12.805 **(2)**	97.85	0.022	12:09:49.501
7 -	47.801	26.017	1:13.818	96.51	1.035	12:11:03.319
8 -	47.553	25.679	1:13.232	97.28	0.449	12:12:16.551
9 -	47.183	25.754	1:12.937	97.68	0.154	12:13:29.488

P6 179 James O'MARA — Triumph 675R - BRP Machining Ltd - Alton Compressor Services

IDEAL LAP TIME : 1:12.676 BEST LAP TIME : 1:12.676 DIFFERENCE : 0.000

LAP	SECTOR 1	SECTOR 2	LAP TIME	MPH	DIFF	TIME OF DAY
1 -		26.974	1:19.030	90.15	6.354	12:03:44.421
2 -	48.019	26.251	1:14.270	95.92	1.594	12:04:58.691
3 -	48.196	26.171	1:14.367	95.80	1.691	12:06:13.058
4 -	***46.955***	***25.721***	***1:12.676*** **(1)**	***98.03***		***12:07:25.734***
5 -	48.168	26.137	1:14.305	95.88	1.629	12:08:40.039
6 -	48.198	26.348	1:14.546	95.57	1.870	12:09:54.585
7 -	47.630	25.987	1:13.617	96.77	0.941	12:11:08.202
8 -	47.175	25.723	1:12.898 **(2)**	97.73	0.222	12:12:21.100
9 -	47.120	25.880	1:13.000 **(3)**	97.59	0.324	12:13:34.100

P7 440 C Elijah EVERTON — Kawasaki NINJA 600 -

IDEAL LAP TIME : 1:13.266 BEST LAP TIME : 1:13.266 DIFFERENCE : 0.000

LAP	SECTOR 1	SECTOR 2	LAP TIME	MPH	DIFF	TIME OF DAY
1 -		26.326	1:19.319	89.82	6.053	12:03:44.710
2 -	48.171	25.893	1:14.064	96.19	0.798	12:04:58.774
3 -	47.451	25.971	1:13.422 **(2)**	97.03	0.156	12:06:12.196
4 -	***47.442***	***25.824***	***1:13.266*** **(1)**	***97.24***		***12:07:25.462***
5 -	47.927	26.080	1:14.007 **(3)**	96.26	0.741	12:08:39.469
6 -	48.279	26.367	1:14.646	95.44	1.380	12:09:54.115
7 -	48.296	26.231	1:14.527	95.59	1.261	12:11:08.642
8 -	47.902	26.320	1:14.222	95.99	0.956	12:12:22.864
9 -	48.528	26.337	1:14.865	95.16	1.599	12:13:37.729

P8 39 C Aaron MONK — Kawsaki NINJA 636 - flyaspitfire.co.uk

IDEAL LAP TIME : 1:13.495 BEST LAP TIME : 1:13.674 DIFFERENCE : 0.179

LAP	SECTOR 1	SECTOR 2	LAP TIME	MPH	DIFF	TIME OF DAY
1 -		26.246	1:19.863	89.20	6.189	12:03:45.254
2 -	48.389	***25.911***	1:14.300	95.89	0.626	12:04:59.554
3 -	48.129	25.995	1:14.124	96.11	0.450	12:06:13.678
4 -	***47.584***	26.090	***1:13.674*** **(1)**	***96.70***		***12:07:27.352***
5 -	47.947	26.194	1:14.141	96.09	0.467	12:08:41.493
6 -	47.958	26.053	1:14.011 **(3)**	96.26	0.337	12:09:55.504
7 -	47.635	26.102	1:13.737 **(2)**	96.62	0.063	12:11:09.241
8 -	47.955	26.118	1:14.073	96.18	0.399	12:12:23.314
9 -	48.333	26.641	1:14.974	95.02	1.300	12:13:38.288

BMCRC - MRO Championships 2024 - Rnd 4 @ Donington National

DART MRO 600 inc Clubman 600 & GP2/EVO

RACE 7 - SECTOR ANALYSIS

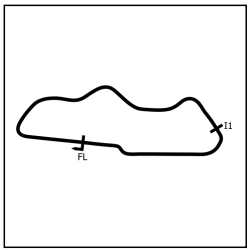

SECTOR 1 = FL to I1, SECTOR 2 = I1 to FL, DIFF = Difference To Personal Best Lap, P = Crossed Finish Line in Pit Lane, D = Time Disallowed

P9 992 Eddy WORMALD Yamaha R6 -

IDEAL LAP TIME : 1:13.786 BEST LAP TIME : 1:13.982 DIFFERENCE : 0.196

LAP	SECTOR 1	SECTOR 2	LAP TIME	MPH	DIFF	TIME OF DAY
1 -		26.618	1:18.794	90.42	4.812	12:03:44.185
2 -	47.781	26.324	1:14.105 (3)	96.14	0.123	12:04:58.290
3 -	48.275	26.336	1:14.611	95.49	0.629	12:06:12.901
4 -	48.010	26.337	1:14.347	95.82	0.365	12:07:27.248
5 -	47.731	26.321	1:14.052 (2)	96.21	0.070	12:08:41.300
6 -	48.479	26.190	1:14.669	95.41	0.687	12:09:55.969
7 -	48.025	26.296	1:14.321	95.86	0.339	12:11:10.290
8 -	47.844	***26.138***	***1:13.982 (1)***	***96.30***		***12:12:24.272***
9 -	***47.648***	26.549	1:14.197	96.02	0.215	12:13:38.469

P10 91 Sam HIRST Kawasaki ZX-636 - Team Valley Racing

IDEAL LAP TIME : 1:13.714 BEST LAP TIME : 1:14.005 DIFFERENCE : 0.291

LAP	SECTOR 1	SECTOR 2	LAP TIME	MPH	DIFF	TIME OF DAY
1 -		26.438	1:19.711	89.37	5.706	12:03:45.102
2 -	48.419	26.251	1:14.670	95.41	0.665	12:04:59.772
3 -	48.390	26.089	1:14.479	95.65	0.474	12:06:14.251
4 -	47.954	26.138	1:14.092	96.15	0.087	12:07:28.343
5 -	47.988	26.073	1:14.061	96.19	0.056	12:08:42.404
6 -	48.007	***26.003***	1:14.010 (2)	96.26	0.005	12:09:56.414
7 -	48.005	26.109	1:14.114	96.13	0.109	12:11:10.528
8 -	47.987	26.037	1:14.024 (3)	96.24	0.019	12:12:24.552
9 -	***47.711***	26.294	***1:14.005 (1)***	***96.27***		***12:13:38.557***

P11 1 Harry FOWLE Yamaha R6 - HF Refinishing Racing

IDEAL LAP TIME : 1:13.205 BEST LAP TIME : 1:13.206 DIFFERENCE : 0.001

LAP	SECTOR 1	SECTOR 2	LAP TIME	MPH	DIFF	TIME OF DAY
1 -		26.656	1:22.844	85.99	9.638	12:03:48.235
2 -	48.368	26.433	1:14.801	95.24	1.595	12:05:03.036
3 -	48.239	26.241	1:14.480	95.65	1.274	12:06:17.516
4 -	48.255	26.143	1:14.398	95.76	1.192	12:07:31.914
5 -	48.088	***25.996***	1:14.084	96.16	0.878	12:08:45.998
6 -	47.491	26.105	1:13.596 (3)	96.80	0.390	12:09:59.594
7 -	47.934	26.113	1:14.047	96.21	0.841	12:11:13.641
8 -	***47.209***	25.997	***1:13.206 (1)***	***97.32***		***12:12:26.847***
9 -	47.300	26.123	1:13.423 (2)	97.03	0.217	12:13:40.270

P12 72 Nick BARNES Yamaha R6 - Park Electric

IDEAL LAP TIME : 1:14.645 BEST LAP TIME : 1:14.694 DIFFERENCE : 0.049

LAP	SECTOR 1	SECTOR 2	LAP TIME	MPH	DIFF	TIME OF DAY
1 -		26.580	1:21.099	87.85	6.405	12:03:46.490
2 -	48.787	26.300	1:15.087	94.88	0.393	12:05:01.577
3 -	48.640	26.368	1:15.008	94.98	0.314	12:06:16.585
4 -	48.830	26.200	1:15.030	94.95	0.336	12:07:31.615
5 -	49.159	26.119	1:15.278	94.64	0.584	12:08:46.893
6 -	48.680	26.276	1:14.956 (3)	95.05	0.262	12:10:01.849
7 -	48.771	***26.087***	1:14.858 (2)	95.17	0.164	12:11:16.707
8 -	***48.558***	26.136	***1:14.694 (1)***	***95.38***		***12:12:31.401***
9 -	48.825	26.423	1:15.248	94.68	0.554	12:13:46.649

Weather / Track : Sunny / Dry

Donington Park National: 1.9790 miles
Date: 02/06/2024 Start: 12:02 Finish: 12:13

BMCRC - MRO Championships 2024 - Rnd 4 @ Donington National

DART MRO 600 inc Clubman 600 & GP2/EVO

RACE 7 - SECTOR ANALYSIS

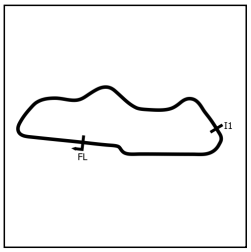

SECTOR 1 = FL to I1, SECTOR 2 = I1 to FL, DIFF = Difference To Personal Best Lap, P = Crossed Finish Line in Pit Lane, D = Time Disallowed

P13 28 C Tom WALKER Yamaha R6 - TRW Racing

IDEAL LAP TIME : 1:14.108 BEST LAP TIME : 1:14.501 DIFFERENCE : 0.393

LAP	SECTOR 1	SECTOR 2	LAP TIME	MPH	DIFF	TIME OF DAY
1 -		26.293	1:20.301	88.72	5.800	12:03:45.692
2 -	48.407	26.110	1:14.517 (2)	95.61	0.016	12:05:00.209
3 -	48.379	26.183	1:14.562 (3)	95.55	0.061	12:06:14.771
4 -	***48.175***	26.326	***1:14.501*** **(1)**	***95.63***		***12:07:29.272***
5 -	48.733	***25.933***	1:14.666	95.42	0.165	12:08:43.938
6 -	48.696	26.251	1:14.947	95.06	0.446	12:09:58.885
7 -	49.097	26.706	1:15.803	93.98	1.302	12:11:14.688
8 -	49.273	26.766	1:16.039	93.69	1.538	12:12:30.727
9 -	49.281	26.721	1:16.002	93.74	1.501	12:13:46.729

P14 169 Gareth CUNNINGHAM Yamaha R6 - Burnham cars ltd

IDEAL LAP TIME : 1:13.664 BEST LAP TIME : 1:13.664 DIFFERENCE : 0.000

LAP	SECTOR 1	SECTOR 2	LAP TIME	MPH	DIFF	TIME OF DAY
1 -		26.351	1:17.953	91.39	4.289	12:03:43.344
2 -	48.180	25.966	1:14.146 (3)	96.08	0.482	12:04:57.490
3 -	48.163	26.062	1:14.225	95.98	0.561	12:06:11.715
4 -	***47.702***	***25.962***	***1:13.664*** **(1)**	***96.71***		***12:07:25.379***
5 -	48.368	26.022	1:14.390	95.77	0.726	12:08:39.769
6 -	48.172	26.509	1:14.681	95.40	1.017	12:09:54.450
7 -	48.406	26.182	1:14.588	95.51	0.924	12:11:09.038
8 -	48.009	26.113	1:14.122 (2)	96.12	0.458	12:12:23.160
9 -	48.378	26.446	1:14.824	95.21	1.160	12:13:37.984

P15 971 Jake PACKHAM Yamaha R6 - Gasoline alley speedshop

IDEAL LAP TIME : 1:13.803 BEST LAP TIME : 1:14.183 DIFFERENCE : 0.380

LAP	SECTOR 1	SECTOR 2	LAP TIME	MPH	DIFF	TIME OF DAY
1 -		26.903	1:21.698	87.20	7.515	12:03:47.089
2 -	49.021	26.422	1:15.443	94.43	1.260	12:05:02.532
3 -	49.082	26.449	1:15.531	94.32	1.348	12:06:18.063
4 -	48.503	26.564	1:15.067	94.91	0.884	12:07:33.130
5 -	48.601	26.305	1:14.906	95.11	0.723	12:08:48.036
6 -	48.245	***25.972***	1:14.217 (2)	95.99	0.034	12:10:02.253
7 -	52.092	26.551	1:18.643	90.59	4.460	12:11:20.896
8 -	***47.831***	26.352	***1:14.183*** **(1)**	***96.04***		***12:12:35.079***
9 -	47.924	26.528	1:14.452 (3)	95.69	0.269	12:13:49.531

P16 910 C Harry GOWER Triumph DAYTONA 675 - RG Racing

IDEAL LAP TIME : 1:14.820 BEST LAP TIME : 1:15.045 DIFFERENCE : 0.225

LAP	SECTOR 1	SECTOR 2	LAP TIME	MPH	DIFF	TIME OF DAY
1 -		26.866	1:22.456	86.40	7.411	12:03:47.847
2 -	48.991	26.860	1:15.851	93.92	0.806	12:05:03.698
3 -	48.427	26.618	***1:15.045*** **(1)**	***94.93***		***12:06:18.743***
4 -	48.461	26.782	1:15.243 (3)	94.68	0.198	12:07:33.986
5 -	48.738	26.854	1:15.592	94.25	0.547	12:08:49.578
6 -	49.001	26.823	1:15.824	93.96	0.779	12:10:05.402
7 -	48.797	26.625	1:15.422	94.46	0.377	12:11:20.824
8 -	48.922	***26.613***	1:15.535	94.32	0.490	12:12:36.359
9 -	***48.207***	26.844	1:15.051 (2)	94.93	0.006	12:13:51.410

Weather / Track : Sunny / Dry

Donington Park National: 1.9790 miles
Date: 02/06/2024 Start: 12:02 Finish: 12:13

BMCRC - MRO Championships 2024 - Rnd 4 @ Donington National

DART MRO 600 inc Clubman 600 & GP2/EVO

RACE 7 - SECTOR ANALYSIS

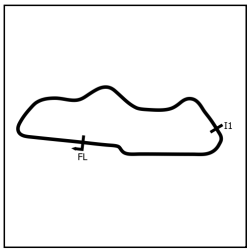

SECTOR 1 = FL to I1, SECTOR 2 = I1 to FL, DIFF = Difference To Personal Best Lap, P = Crossed Finish Line in Pit Lane, D = Time Disallowed

P17 74 C Tom VAUGHAN Yamaha R6 - Lamonde Automation Ltd, Smiths Mechanical Sup

IDEAL LAP TIME : 1:14.712 BEST LAP TIME : 1:14.838 DIFFERENCE : 0.126

LAP	SECTOR 1	SECTOR 2	LAP TIME	MPH	DIFF	TIME OF DAY
1 -		27.263	1:22.687	86.16	7.849	12:03:48.078
2 -	49.488	26.523	1:16.011	93.73	1.173	12:05:04.089
3 -	48.388	26.543	1:14.931 (2)	95.08	0.093	12:06:19.020
4 -	48.640	26.488	1:15.128 (3)	94.83	0.290	12:07:34.148
5 -	48.886	***26.325***	1:15.211	94.72	0.373	12:08:49.359
6 -	48.866	26.650	1:15.516	94.34	0.678	12:10:04.875
7 -	48.980	26.996	1:15.976	93.77	1.138	12:11:20.851
8 -	49.182	26.658	1:15.840	93.94	1.002	12:12:36.691
9 -	***48.387***	26.451	***1:14.838 (1)***	***95.20***		***12:13:51.529***

P18 186 C Dave TILING Honda -

IDEAL LAP TIME : 1:14.572 BEST LAP TIME : 1:14.584 DIFFERENCE : 0.012

LAP	SECTOR 1	SECTOR 2	LAP TIME	MPH	DIFF	TIME OF DAY
1 -		27.278	1:23.904	84.91	9.320	12:03:49.295
2 -	49.486	26.709	1:16.195	93.50	1.611	12:05:05.490
3 -	49.035	26.381	1:15.416	94.47	0.832	12:06:20.906
4 -	48.891	26.376	1:15.267	94.65	0.683	12:07:36.173
5 -	48.902	26.500	1:15.402	94.48	0.818	12:08:51.575
6 -	48.280	***26.304***	***1:14.584 (1)***	***95.52***		***12:10:06.159***
7 -	49.013	26.529	1:15.542	94.31	0.958	12:11:21.701
8 -	48.416	26.780	1:15.196 (3)	94.74	0.612	12:12:36.897
9 -	***48.268***	26.488	1:14.756 (2)	95.30	0.172	12:13:51.653

P19 89 David MUNRO Yamaha R6 -

IDEAL LAP TIME : 1:15.433 BEST LAP TIME : 1:15.789 DIFFERENCE : 0.356

LAP	SECTOR 1	SECTOR 2	LAP TIME	MPH	DIFF	TIME OF DAY
1 -		27.302	1:24.677	84.13	8.888	12:03:50.068
2 -	49.921	27.127	1:17.048	92.47	1.259	12:05:07.116
3 -	50.340	26.644	1:16.984	92.54	1.195	12:06:24.100
4 -	49.152	26.663	1:15.815 (3)	93.97	0.026	12:07:39.915
5 -	49.323	26.812	1:16.135	93.57	0.346	12:08:56.050
6 -	49.303	***26.486***	***1:15.789 (1)***	***94.00***		***12:10:11.839***
7 -	49.272	26.727	1:15.999	93.74	0.210	12:11:27.838
8 -	49.869	26.717	1:16.586	93.02	0.797	12:12:44.424
9 -	***48.947***	26.861	1:15.808 (2)	93.98	0.019	12:14:00.232

P20 67 C Edward ANSELL Triumph 675 - E a Ansell contractors

IDEAL LAP TIME : 1:15.554 BEST LAP TIME : 1:15.561 DIFFERENCE : 0.007

LAP	SECTOR 1	SECTOR 2	LAP TIME	MPH	DIFF	TIME OF DAY
1 -		26.969	1:23.466	85.35	7.905	12:03:48.857
2 -	49.985	27.044	1:17.029	92.49	1.468	12:05:05.886
3 -	49.815	***26.390***	1:16.205 (3)	93.49	0.644	12:06:22.091
4 -	49.687	26.785	1:16.472	93.16	0.911	12:07:38.563
5 -	49.594	27.438	1:17.032	92.48	1.471	12:08:55.595
6 -	***49.164***	26.397	***1:15.561 (1)***	***94.28***		***12:10:11.156***
7 -	49.465	26.721	1:16.186 (2)	93.51	0.625	12:11:27.342
8 -	49.534	26.684	1:16.218	93.47	0.657	12:12:43.560
9 -	49.405	27.404	1:16.809	92.75	1.248	12:14:00.369

BMCRC - MRO Championships 2024 - Rnd 4 @ Donington National

DART MRO 600 inc Clubman 600 & GP2/EVO

RACE 7 - SECTOR ANALYSIS

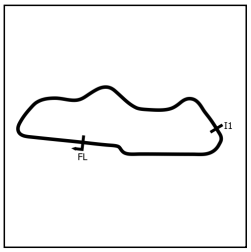

SECTOR 1 = FL to I1, SECTOR 2 = I1 to FL, DIFF = Difference To Personal Best Lap, P = Crossed Finish Line in Pit Lane, D = Time Disallowed

P21 444 C Vincent BUTLER Yamaha YZF R6 - Me

IDEAL LAP TIME : 1:15.251 BEST LAP TIME : 1:15.675 DIFFERENCE : 0.424

LAP	SECTOR 1	SECTOR 2	LAP TIME	MPH	DIFF	TIME OF DAY
1 -		27.564	1:25.228	83.59	9.553	12:03:50.619
2 -	49.678	26.531	1:16.209 (3)	93.48	0.534	12:05:06.828
3 -	50.030	***26.363***	1:16.393	93.26	0.718	12:06:23.221
4 -	***48.888***	26.984	1:15.872 (2)	93.90	0.197	12:07:39.093
5 -	49.590	27.322	1:16.912	92.63	1.237	12:08:56.005
6 -	49.729	26.562	1:16.291	93.38	0.616	12:10:12.296
7 -	49.673	26.711	1:16.384	93.27	0.709	12:11:28.680
8 -	49.233	27.042	1:16.275	93.40	0.600	12:12:44.955
9 -	49.055	26.620	***1:15.675 (1)***	***94.14***		***12:14:00.630***

P22 115 C Brian MAHER Yamaha R6 - Spraytech /Espresso Solutions

IDEAL LAP TIME : 1:15.504 BEST LAP TIME : 1:15.967 DIFFERENCE : 0.463

LAP	SECTOR 1	SECTOR 2	LAP TIME	MPH	DIFF	TIME OF DAY
1 -		27.211	1:24.432	84.38	8.465	12:03:49.823
2 -	49.797	26.887	1:16.684	92.90	0.717	12:05:06.507
3 -	49.535	***26.432***	***1:15.967 (1)***	***93.78***		***12:06:22.474***
4 -	49.608	26.864	1:16.472	93.16	0.505	12:07:38.946
5 -	49.659	27.311	1:16.970	92.56	1.003	12:08:55.916
6 -	49.703	26.439	1:16.142	93.57	0.175	12:10:12.058
7 -	49.296	26.747	1:16.043 (2)	93.69	0.076	12:11:28.101
8 -	49.654	26.923	1:16.577	93.03	0.610	12:12:44.678
9 -	***49.072***	27.019	1:16.091 (3)	93.63	0.124	12:14:00.769

P23 111 Mark JACKSON Kawasaki R6 - Mick's Tyres Darton

IDEAL LAP TIME : 1:17.354 BEST LAP TIME : 1:17.354 DIFFERENCE : 0.000

LAP	SECTOR 1	SECTOR 2	LAP TIME	MPH	DIFF	TIME OF DAY
1 -		28.436	1:25.866	82.97	8.512	12:03:51.257
2 -	50.537	27.260	1:17.797	91.57	0.443	12:05:09.054
3 -	50.603	27.342	1:17.945	91.40	0.591	12:06:26.999
4 -	50.610	27.212	1:17.822	91.55	0.468	12:07:44.821
5 -	50.676	27.113	1:17.789 (3)	91.58	0.435	12:09:02.610
6 -	***50.323***	***27.031***	***1:17.354 (1)***	***92.10***		***12:10:19.964***
7 -	50.668	27.255	1:17.923	91.43	0.569	12:11:37.887
8 -	50.689	27.144	1:17.833	91.53	0.479	12:12:55.720
9 -	50.588	27.073	1:17.661 (2)	91.74	0.307	12:14:13.381

P24 163 EVO Michael MACE Triumph 765RS - Marshall Ubergurglebergen

IDEAL LAP TIME : 1:16.726 BEST LAP TIME : 1:16.726 DIFFERENCE : 0.000

LAP	SECTOR 1	SECTOR 2	LAP TIME	MPH	DIFF	TIME OF DAY
1 -		27.993	1:27.392	81.52	10.666	12:03:52.783
2 -	51.146	27.383	1:18.529	90.72	1.803	12:05:11.312
3 -	50.648	27.185	1:17.833	91.53	1.107	12:06:29.145
4 -	50.762	27.116	1:17.878	91.48	1.152	12:07:47.023
5 -	50.157	27.118	1:17.275 (3)	92.19	0.549	12:09:04.298
6 -	49.990	27.281	1:17.271 (2)	92.20	0.545	12:10:21.569
7 -	***49.690***	***27.036***	***1:16.726 (1)***	***92.85***		***12:11:38.295***
8 -	50.535	27.243	1:17.778	91.60	1.052	12:12:56.073
9 -	50.319	27.252	1:17.571	91.84	0.845	12:14:13.644

BMCRC - MRO Championships 2024 - Rnd 4 @ Donington National

DART MRO 600 inc Clubman 600 & GP2/EVO

RACE 7 - SECTOR ANALYSIS

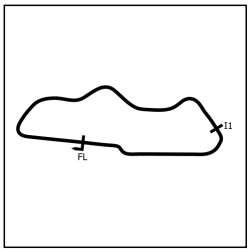

SECTOR 1 = FL to I1, SECTOR 2 = I1 to FL, DIFF = Difference To Personal Best Lap, P = Crossed Finish Line in Pit Lane, D = Time Disallowed

P25 129 C Adrian FALINSKI Kawasaki ZX6R -

IDEAL LAP TIME : 1:16.642 BEST LAP TIME : 1:17.061 DIFFERENCE : 0.419

LAP	SECTOR 1	SECTOR 2	LAP TIME	MPH	DIFF	TIME OF DAY
1 -		28.645	1:26.310	82.54	9.249	12:03:51.701
2 -	51.840	28.013	1:19.853	89.22	2.792	12:05:11.554
3 -	50.835	27.393	1:18.228	91.07	1.167	12:06:29.782
4 -	50.842	27.582	1:18.424	90.84	1.363	12:07:48.206
5 -	50.407	27.354	1:17.761	91.62	0.700	12:09:05.967
6 -	***49.707***	27.354	***1:17.061*** **(1)**	***92.45***		***12:10:23.028***
7 -	50.232	***26.935***	1:17.167 **(2)**	92.32	0.106	12:11:40.195
8 -	50.332	26.971	1:17.303 **(3)**	92.16	0.242	12:12:57.498
9 -	50.185	27.168	1:17.353	92.10	0.292	12:14:14.851

P26 13 C Blake DIDWELL Kawasaki ZX6R - Black Widow Exhausts | Double Blitz

IDEAL LAP TIME : 1:17.030 BEST LAP TIME : 1:17.385 DIFFERENCE : 0.355

LAP	SECTOR 1	SECTOR 2	LAP TIME	MPH	DIFF	TIME OF DAY
1 -		27.828	1:26.412	82.44	9.027	12:03:51.803
2 -	51.384	27.311	1:18.695	90.53	1.310	12:05:10.498
3 -	51.080	27.323	1:18.403	90.87	1.018	12:06:28.901
4 -	50.678	***26.898***	1:17.576	91.84	0.191	12:07:46.477
5 -	50.497	26.972	1:17.469 **(2)**	91.96	0.084	12:09:03.946
6 -	***50.132***	27.253	***1:17.385*** **(1)**	***92.06***		***12:10:21.331***
7 -	50.943	27.177	1:18.120	91.20	0.735	12:11:39.451
8 -	50.469	27.062	1:17.531 **(3)**	91.89	0.146	12:12:56.982
9 -	50.507	27.436	1:17.943	91.40	0.558	12:14:14.925

P27 64 C Jack ALLAN Yamaha R6 -

IDEAL LAP TIME : 1:17.852 BEST LAP TIME : 1:18.180 DIFFERENCE : 0.328

LAP	SECTOR 1	SECTOR 2	LAP TIME	MPH	DIFF	TIME OF DAY
1 -		27.819	1:26.994	81.89	8.814	12:03:52.385
2 -	52.178	27.555	1:19.733	89.35	1.553	12:05:12.118
3 -	51.579	***27.247***	1:18.826	90.38	0.646	12:06:30.944
4 -	51.055	27.433	1:18.488 **(3)**	90.77	0.308	12:07:49.432
5 -	50.850	27.330	***1:18.180*** **(1)**	***91.13***		***12:09:07.612***
6 -	***50.605***	27.589	1:18.194 **(2)**	91.11	0.014	12:10:25.806
7 -	51.212	27.491	1:18.703	90.52	0.523	12:11:44.509
8 -	51.857	28.044	1:19.901	89.16	1.721	12:13:04.410
9 -	51.081	27.963	1:19.044	90.13	0.864	12:14:23.454

P28 887 C Scott DERMOTT Honda CBR600RR - TwoClicksOut Racing

IDEAL LAP TIME : 1:18.047 BEST LAP TIME : 1:18.047 DIFFERENCE : 0.000

LAP	SECTOR 1	SECTOR 2	LAP TIME	MPH	DIFF	TIME OF DAY
1 -		27.820	1:27.824	81.12	9.777	12:03:53.215
2 -	51.579	27.738	1:19.317	89.82	1.270	12:05:12.532
3 -	51.400	27.719	1:19.119	90.04	1.072	12:06:31.651
4 -	***50.553***	***27.494***	***1:18.047*** **(1)**	***91.28***		***12:07:49.698***
5 -	50.891	27.578	1:18.469	90.79	0.422	12:09:08.167
6 -	50.602	27.655	1:18.257 **(2)**	91.04	0.210	12:10:26.424
7 -	50.838	27.567	1:18.405 **(3)**	90.86	0.358	12:11:44.829
8 -	51.776	28.018	1:19.794	89.28	1.747	12:13:04.623
9 -	51.055	27.929	1:18.984	90.20	0.937	12:14:23.607

BMCRC - MRO Championships 2024 - Rnd 4 @ Donington National

DART MRO 600 inc Clubman 600 & GP2/EVO

RACE 7 - SECTOR ANALYSIS

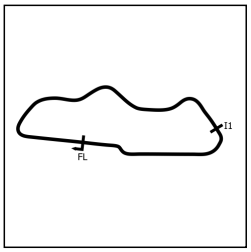

SECTOR 1 = FL to I1, SECTOR 2 = I1 to FL, DIFF = Difference To Personal Best Lap, P = Crossed Finish Line in Pit Lane, D = Time Disallowed

P29 84 C George HIGGINS Yamaha R6 - Aztec Racing

IDEAL LAP TIME : 1:18.829 BEST LAP TIME : 1:18.835 DIFFERENCE : 0.006

LAP	SECTOR 1	SECTOR 2	LAP TIME	MPH	DIFF	TIME OF DAY
1 -		28.499	1:29.670	79.45	10.835	12:03:55.061
2 -	51.721	27.456	1:19.177	89.98	0.342	12:05:14.238
3 -	52.339	27.591	1:19.930	89.13	1.095	12:06:34.168
4 -	52.370	27.609	1:19.979	89.08	1.144	12:07:54.147
5 -	52.802	27.976	1:20.778	88.20	1.943	12:09:14.925
6 -	52.135	27.717	1:19.852	89.22	1.017	12:10:34.777
7 -	51.530	27.407	1:18.937 **(2)**	90.25	0.102	12:11:53.714
8 -	51.759	***27.342***	1:19.101 **(3)**	90.07	0.266	12:13:12.815
9 -	***51.487***	27.348	***1:18.835*** **(1)**	***90.37***		***12:14:31.650***

P30 4 C Kallum BEDWELL Yamaha R6 - Connected to homes ltd/The lash bar

IDEAL LAP TIME : 1:18.548 BEST LAP TIME : 1:18.817 DIFFERENCE : 0.269

LAP	SECTOR 1	SECTOR 2	LAP TIME	MPH	DIFF	TIME OF DAY
1 -		28.178	1:28.397	80.59	9.580	12:03:53.788
2 -	52.036	28.015	1:20.051	89.00	1.234	12:05:13.839
3 -	53.596	27.836	1:21.432	87.49	2.615	12:06:35.271
4 -	51.770	28.056	1:19.826	89.25	1.009	12:07:55.097
5 -	52.052	27.973	1:20.025	89.03	1.208	12:09:15.122
6 -	51.764	28.367	1:20.131	88.91	1.314	12:10:35.253
7 -	51.617	***27.348***	1:18.965 **(2)**	90.22	0.148	12:11:54.218
8 -	51.505	27.680	1:19.185 **(3)**	89.97	0.368	12:13:13.403
9 -	***51.200***	27.617	***1:18.817*** **(1)**	***90.39***		***12:14:32.220***

P31 58 Barry STEWART Kawasaki ZX6R -

IDEAL LAP TIME : 1:18.407 BEST LAP TIME : 1:18.671 DIFFERENCE : 0.264

LAP	SECTOR 1	SECTOR 2	LAP TIME	MPH	DIFF	TIME OF DAY
1 -		28.565	1:30.488	78.73	11.817	12:03:55.879
2 -	52.946	27.479	1:20.425	88.58	1.754	12:05:16.304
3 -	51.857	27.979	1:19.836	89.24	1.165	12:06:36.140
4 -	52.199	27.462	1:19.661	89.43	0.990	12:07:55.801
5 -	51.679	28.129	1:19.808	89.27	1.137	12:09:15.609
6 -	52.079	27.789	1:19.868	89.20	1.197	12:10:35.477
7 -	51.837	27.775	1:19.612 **(3)**	89.49	0.941	12:11:55.089
8 -	***50.948***	27.860	1:18.808 **(2)**	90.40	0.137	12:13:13.897
9 -	51.212	***27.459***	***1:18.671*** **(1)**	***90.56***		***12:14:32.568***

P32 6 C Gareth FAITH Kawasaki ZX6R - Sitramoto

IDEAL LAP TIME : 1:18.957 BEST LAP TIME : 1:19.360 DIFFERENCE : 0.403

LAP	SECTOR 1	SECTOR 2	LAP TIME	MPH	DIFF	TIME OF DAY
1 -		29.024	1:30.414	78.79	11.054	12:03:55.805
2 -	51.961	27.975	1:19.936 **(3)**	89.12	0.576	12:05:15.741
3 -	51.975	28.292	1:20.267	88.76	0.907	12:06:36.008
4 -	51.964	28.308	1:20.272	88.75	0.912	12:07:56.280
5 -	51.729	28.212	1:19.941	89.12	0.581	12:09:16.221
6 -	52.076	28.131	1:20.207	88.82	0.847	12:10:36.428
7 -	51.693	***27.683***	1:19.376 **(2)**	89.75	0.016	12:11:55.804
8 -	***51.274***	28.086	***1:19.360*** **(1)**	***89.77***		***12:13:15.164***
9 -	53.383	29.615	1:22.998	85.84	3.638	12:14:38.162

Weather / Track : Sunny / Dry

Donington Park National: 1.9790 miles
Date: 02/06/2024 Start: 12:02 Finish: 12:13

BMCRC - MRO Championships 2024 - Rnd 4 @ Donington National

DART MRO 600 inc Clubman 600 & GP2/EVO

RACE 7 - BEST SECTORS

SECTOR 1				SECTOR 2				IDEAL / BEST COMPARISON						
POS	NO	NAME	TIME	NO	NAME	TIME		POS	NO	NAME	IDEAL	BEST	DIFF
										PERFECT LAP	1:11.428		
1	76	JOHNSON	46.137	5	MACRAE	25.291		1	76	JOHNSON	1:11.455	1:11.455	0.000
2	3	LAMBDEN	46.501	76	JOHNSON	25.318		2	5	MACRAE	1:11.925	1:12.105	0.180
3	5	MACRAE	46.634	56	MILLS	25.564		3	3	LAMBDEN	1:12.144	1:12.529	0.385
4	179	O'MARA	46.955	3	LAMBDEN	25.643		4	35	DICKINSON	1:12.631	1:12.679	0.048
5	35	DICKINSON	46.970	35	DICKINSON	25.661		5	179	O'MARA	1:12.676	1:12.676	0.000
6	56	MILLS	47.154	179	O'MARA	25.721		6	56	MILLS	1:12.718	1:12.783	0.065
7	1	FOWLE	47.209	440	EVERTON	25.824		7	1	FOWLE	1:13.205	1:13.206	0.001
8	440	EVERTON	47.442	39	MONK	25.911		8	440	EVERTON	1:13.266	1:13.266	0.000
9	39	MONK	47.584	28	WALKER	25.933		9	39	MONK	1:13.495	1:13.674	0.179
10	992	WORMALD	47.648	169	CUNNINGHAM	25.962		10	169	CUNNINGHAM	1:13.664	1:13.664	0.000
11	169	CUNNINGHAM	47.702	971	PACKHAM	25.972		11	91	HIRST	1:13.714	1:14.005	0.291
12	91	HIRST	47.711	1	FOWLE	25.996		12	992	WORMALD	1:13.786	1:13.982	0.196
13	971	PACKHAM	47.831	91	HIRST	26.003		13	971	PACKHAM	1:13.803	1:14.183	0.380
14	28	WALKER	48.175	72	BARNES	26.087		14	28	WALKER	1:14.108	1:14.501	0.393
15	910	GOWER	48.207	992	WORMALD	26.138		15	186	TILING	1:14.572	1:14.584	0.012
16	186	TILING	48.268	186	TILING	26.304		16	72	BARNES	1:14.645	1:14.694	0.049
17	74	VAUGHAN	48.387	74	VAUGHAN	26.325		17	74	VAUGHAN	1:14.712	1:14.838	0.126
18	72	BARNES	48.558	444	BUTLER	26.363		18	910	GOWER	1:14.820	1:15.045	0.225
19	444	BUTLER	48.888	67	ANSELL	26.390		19	444	BUTLER	1:15.251	1:15.675	0.424
20	89	MUNRO	48.947	115	MAHER	26.432		20	89	MUNRO	1:15.433	1:15.789	0.356
21	115	MAHER	49.072	89	MUNRO	26.486		21	115	MAHER	1:15.504	1:15.967	0.463
22	67	ANSELL	49.164	910	GOWER	26.613		22	67	ANSELL	1:15.554	1:15.561	0.007
23	163	MACE	49.690	13	DIDWELL	26.898		23	129	FALINSKI	1:16.642	1:17.061	0.419
24	129	FALINSKI	49.707	129	FALINSKI	26.935		24	163	MACE	1:16.726	1:16.726	0.000
25	13	DIDWELL	50.132	111	JACKSON	27.031		25	13	DIDWELL	1:17.030	1:17.385	0.355
26	111	JACKSON	50.323	163	MACE	27.036		26	111	JACKSON	1:17.354	1:17.354	0.000
27	887	DERMOTT	50.553	64	ALLAN	27.247		27	64	ALLAN	1:17.852	1:18.180	0.328
28	64	ALLAN	50.605	84	HIGGINS	27.342		28	887	DERMOTT	1:18.047	1:18.047	0.000
29	58	STEWART	50.948	4	BEDWELL	27.348		29	58	STEWART	1:18.407	1:18.671	0.264
30	4	BEDWELL	51.200	58	STEWART	27.459		30	4	BEDWELL	1:18.548	1:18.817	0.269
31	6	FAITH	51.274	887	DERMOTT	27.494		31	84	HIGGINS	1:18.829	1:18.835	0.006
32	84	HIGGINS	51.487	6	FAITH	27.683		32	6	FAITH	1:18.957	1:19.360	0.403

Weather / Track : Sunny / Dry

Donington Park National: 1.9790 miles
Date: 02/06/2024 Start: 12:02 Finish: 12:13

Results can be found at www.tsl-timing.com

Printed - 12:18 Sunday, 02 June 2024

BMCRC - MRO Championships 2024 - Rnd 4 @ Donington National

DART MRO 600 inc Clubman 600 & GP2/EVO

RACE 7 - STATISTICS

Competitors Started	32
Planned Start	2024-06-02 @ 11:25:00.000
Actual Start	2024-06-02 @ 12:02:25.390
Finish Time	2024-06-02 @ 12:13:15.879
Track Length	1.9790mi.
Total Laps	288
Total Distance Covered	569.9713mi.

Session Fastest Lap History

NO	CL	NAME	LAP TIME	TIME OF DAY	LAP	VEHICLE
76		**Anthony JOHNSON**	**1:12.217**	12:04:52.830	2	
76		**Anthony JOHNSON**	**1:11.885**	12:06:04.714	3	
76		**Anthony JOHNSON**	**1:11.616**	12:07:16.330	4	
76		**Anthony JOHNSON**	**1:11.455**	12:08:27.785	5	

Session Leader History

NO	CL	NAME	FROM LAP	LAPS LED	DISTANCE	VEHICLE
76		**Anthony JOHNSON**	1	9	17.77 miles	

Flag History

TYPE	TIME OF DAY
GREEN	12:02:25.390
FINISH	12:13:15.879

Flag Statistics

TYPE	COUNT	TOTAL LAPS	TOTAL TIME
Green	1	9	12:34.927
Red	0	0	0.000
Safety Car	0	0	0.000
FCY	0	0	0.000

Weather / Track : Sunny / Dry

Donington Park National: 1.9790 miles
Date: 02/06/2024 Start: 12:02 Finish: 12:13

BMCRC - MRO Championships 2024 - Rnd 4 @ Donington National

DART MRO 600 inc Clubman 600 & GP2/EVO

RACE 7 - STATISTICS

CLASS : 15 Starters

Fastest Lap History

NO	NAME	LAP TIME	TIME OF DAY	LAP	VEHICLE
76	**Anthony JOHNSON**	**1:12.217**	12:04:52.830	2	
76	**Anthony JOHNSON**	**1:11.885**	12:06:04.714	3	
76	**Anthony JOHNSON**	**1:11.616**	12:07:16.330	4	
76	**Anthony JOHNSON**	**1:11.455**	12:08:27.785	5	

Leader History

NO	NAME	FROM LAP	LAPS LED	DISTANCE	VEHICLE
76	**Anthony JOHNSON**	1	9	17.77 miles	

BMCRC - MRO Championships 2024 - Rnd 4 @ Donington National

DART MRO 600 inc Clubman 600 & GP2/EVO

RACE 7 - STATISTICS

CLASS : C

16 Starters

Fastest Lap History

NO	NAME	LAP TIME	TIME OF DAY	LAP	VEHICLE
440	**Elijah EVERTON**	**1:14.064**	12:04:58.805	2	Kawasaki NINJA 600
440	**Elijah EVERTON**	**1:13.422**	12:06:12.227	3	Kawasaki NINJA 600
440	**Elijah EVERTON**	**1:13.266**	12:07:25.494	4	Kawasaki NINJA 600

Leader History

NO	NAME	FROM LAP	LAPS LED	DISTANCE	VEHICLE
440	**Elijah EVERTON**	1	9	17.77 miles	Kawasaki NINJA 600

BMCRC - MRO Championships 2024 - Rnd 4 @ Donington National

DART MRO 600 inc Clubman 600 & GP2/EVO

RACE 7 - STATISTICS

CLASS : EVO

1 Starters

Fastest Lap History

NO	NAME	LAP TIME	TIME OF DAY	LAP	VEHICLE
163	**Michael MACE**	**1:18.529**	12:05:11.334	2	Triumph 765RS
163	**Michael MACE**	**1:17.833**	12:06:29.167	3	Triumph 765RS
163	**Michael MACE**	**1:17.275**	12:09:04.320	5	Triumph 765RS
163	**Michael MACE**	**1:17.271**	12:10:21.591	6	Triumph 765RS
163	**Michael MACE**	**1:16.726**	12:11:38.317	7	Triumph 765RS

Leader History

NO	NAME	FROM LAP	LAPS LED	DISTANCE	VEHICLE
163	**Michael MACE**	1	9	17.77 miles	Triumph 765RS

Weather / Track : Sunny / Dry

Donington Park National: 1.9790 miles
Date: 02/06/2024 Start: 12:02 Finish: 12:13

MRO 600 | MOTO EVO & STREET EVO | MRO CLUBMAN 600

BMCRC - MRO Championships 2024 - Rnd 4 @ Donington National

DART MRO 600 inc Clubman 600 & GP2/EVO

RACE 18 - GRID (8 Laps)

Row	Pos	No	Rider	Time
ROW 12	36	145	Jake MARSH	
	35	98	Chris SWYER	
	34	48	Rhys FORREST	
ROW 11	33	71	Maximus HARDY	
	32	6	Gareth FAITH	1:19.360
	31	84	George HIGGINS	1:18.835
ROW 10	30	4	Kallum BEDWELL	1:18.817
	29	58	Barry STEWART	1:18.671
	28	64	Jack ALLAN	1:18.180
ROW 9	27	887	Scott DERMOTT	1:18.047
	26	13	Blake DIDWELL	1:17.385
	25	111	Mark JACKSON	1:17.354
ROW 8	24	129	Adrian FALINSKI	1:17.061
	23	163	Michael MACE	1:16.726
	22	115	Brian MAHER	1:15.967
ROW 7	21	89	David MUNRO	1:15.789
	20	444	Vincent BUTLER	1:15.675
	19	67	Edward ANSELL	1:15.561
ROW 6	18	910	Harry GOWER	1:15.045
	17	74	Tom VAUGHAN	1:14.838
	16	72	Nick BARNES	1:14.694
ROW 5	15	186	Dave TILING	1:14.584
	14	28	Tom WALKER	1:14.501
	13	971	Jake PACKHAM	1:14.183
ROW 4	12	91	Sam HIRST	1:14.005
	11	992	Eddy WORMALD	1:13.982
	10	39	Aaron MONK	1:13.674
ROW 3	9	169	Gareth CUNNINGHAM	1:13.664
	8	440	Elijah EVERTON	1:13.266
	7	1	Harry FOWLE	1:13.206
ROW 2	6	56	Michael MILLS	1:12.783
	5	35	Kai DICKINSON	1:12.679
	4	179	James O'MARA	1:12.676
ROW 1	3	3	Joey LAMBDEN	1:12.529
	2	5	Luke MACRAE	1:12.105
	1	76	Anthony JOHNSON	1:11.455

Pole

These results are provisional until the conclusion of any judicial and technical matters.

Donington Park National: 1.9790 miles

Clerk Of Course:	Stewards:	Timekeeper: Craig Smith	

Results can be found at www.tsl-timing.com

Printed - 12:20 Sunday, 02 June 2024

TSL SPORTS TIMING TIMING SOLUTIONS LTD

MRO 600 | MOTO EVO & STREET EVO | MRO CLUBMAN 600

BMCRC - MRO Championships 2024 - Rnd 4 @ Donington National

DART MRO 600 inc Clubman 600 & GP2/EVO

RACE 18 - CLASSIFICATION

Race Distance: 8 Laps / 15.83 miles

POS	NO	CL	PIC	NAME	ENTRY	LAPS	TIME	GAP	DIFF	MPH	BEST	ON	GRD	↑↓
1	76		1	Anthony JOHNSON	- INTA MOTORCYCLE SERVICES LTD	8	9:37.004			98.54	1:11.414	6	1	0
2	3		2	Joey LAMBDEN	Kawasaki 636 -	8	9:43.970	6.966	6.966	97.36	1:11.958	3	3	1
3	5		3	Luke MACRAE	Triumph 765 - Bournephoto.co.uk	8	9:43.977	6.973	0.007	97.36	1:11.988	8	2	-1
4	179		4	James O'MARA	Triumph 675R - BRP Machining Ltd - Alton Compressor Serv	8	9:47.541	10.537	3.564	96.77	1:12.597	6	4	0
5	35		5	Kai DICKINSON	Kawasaki ZX636 -	8	9:48.126	11.122	0.585	96.68	1:12.576	7	5	0
6	56		6	Michael MILLS	Yamaha R6 - A51 Racing, The Wokingham Bar Company	8	9:48.334	11.330	0.208	96.64	1:12.641	4	6	0
7	1		7	Harry FOWLE	Yamaha R6 - HF Refinishing Racing	8	9:54.177	17.173	5.843	95.69	1:13.385	2	7	0
8	440	C	1	Elijah EVERTON	Kawasaki NINJA 600 -	8	9:54.379	17.375	0.202	95.66	1:12.847	2	8	0
9	169		8	Gareth CUNNINGHAM	Yamaha R6 - Burnham cars ltd	8	9:55.740	18.736	1.361	95.44	1:13.569	3	9	0
10	91		9	Sam HIRST	Kawasaki ZX-636 - Team Valley Racing	8	10:03.069	26.065	7.329	94.28	1:14.489	2	12	2
11	971		10	Jake PACKHAM	Yamaha R6 - Gasoline alley speedshop	8	10:09.778	32.774	6.709	93.24	1:15.188	8	13	2
12	28	C	2	Tom WALKER	Yamaha R6 - TRW Racing	8	10:11.032	34.028	1.254	93.05	1:15.078	8	14	2
13	910	C	3	Harry GOWER	Triumph DAYTONA 675 - RG Racing	8	10:15.173	38.169	4.141	92.43	1:15.339	4	18	5
14	186	C	4	Dave TILING	Honda -	8	10:15.309	38.305	0.136	92.40	1:15.282	8	15	1
15	67	C	5	Edward ANSELL	Triumph 675 - E a Ansell contractors	8	10:16.418	39.414	1.109	92.24	1:15.587	8	19	4
16	74	C	6	Tom VAUGHAN	Yamaha R6 - Lamonde Automation Ltd, Smiths Mechanical S	8	10:17.068	40.064	0.650	92.14	1:15.566	8	17	1
17	115	C	7	Brian MAHER	Yamaha R6 - Spraytech /Espresso Solutions	8	10:17.457	40.453	0.389	92.08	1:15.041	8	22	5
18	72		11	Nick BARNES	Yamaha R6 - Park Electric	8	10:18.578	41.574	1.121	91.92	1:15.675	4	16	-2
19	89		12	David MUNRO	Yamaha R6 -	8	10:19.025	42.021	0.447	91.85	1:15.896	4	21	2
20	163	EVO	1	Michael MACE	Triumph 765RS - Marshall Ubergurglebergen	8	10:22.587	45.583	3.562	91.32	1:15.631	4	23	3
21	111		13	Mark JACKSON	Kawasaki R6 - Mick's Tyres Darton	8	10:22.970	45.966	0.383	91.27	1:16.696	8	25	4
22	13	C	8	Blake DIDWELL	Kawasaki ZX6R - Black Widow Exhausts | Double Blitz	8	10:38.167	1:01.163	15.197	89.09	1:18.266	8	26	4
23	129	C	9	Adrian FALINSKI	Kawasaki ZX6R -	8	10:38.232	1:01.228	0.065	89.09	1:18.151	5	24	1
24	64	C	10	Jack ALLAN	Yamaha R6 -	8	10:38.312	1:01.308	0.080	89.07	1:18.123	8	28	4
25	58		14	Barry STEWART	Kawasaki ZX6R -	8	10:43.511	1:06.507	5.199	88.36	1:18.487	4	29	4
26	84	C	11	George HIGGINS	Yamaha R6 - Aztec Racing	8	10:47.239	1:10.235	3.728	87.85	1:18.850	5	31	5
27	887	C	12	Scott DERMOTT	Honda CBR600RR - TwoClicksOut Racing	8	10:47.682	1:10.678	0.443	87.79	1:18.379	5	27	0
28	6	C	13	Gareth FAITH	Kawasaki ZX6R - Sitramoto	7	9:39.915	1 Lap	1 Lap	85.76	1:21.419	5	32	4

NOT CLASSIFIED

DNF	444	C		Vincent BUTLER	Yamaha YZF R6 - Me	7	9:27.182	1 Lap		87.68	1:16.337	4	20	
DNF	39	C		Aaron MONK	Kawsaki NINJA 636 - flyaspitfire.co.uk	5	6:17.784	3 Laps	2 Laps	93.93	1:14.190	3	10	
DNF	4	C		Kallum BEDWELL	Yamaha R6 - Connected to homes ltd/The lash bar	5	7:03.966	3 Laps	46.182	83.70	1:21.617	4	30	
DNF	992			Eddy WORMALD	Yamaha R6 -	0							11	

FASTEST LAP

76		Anthony JOHNSON	- INTA MOTORCYCLE SERVICES LTD	6	1:11.414	99.76 mph	160.55 kph
440	C	Elijah EVERTON	Kawasaki NINJA 600 -	2	1:12.847	97.80 mph	157.39 kph
163	EVO	Michael MACE	Triumph 765RS - Marshall Ubergurglebergen	4	1:15.631	94.20 mph	151.60 kph

Comments:
Class - 92.5% of Race Speed = 91.14 mph
Class C - 92.5% of Race Speed = 88.48 mph
Class EVO - 92.5% of Race Speed = 84.47 mph

Weather / Track : Sunny / Dry
These results are provisional until the conclusion of any judicial and technical matters.

Date: 02/06/2024 Start: 16:02 Finish: 16:12
Donington Park National: 1.9790 miles

Clerk Of Course:	Stewards:	Timekeeper: Craig Smith	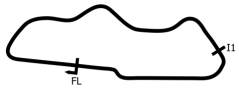

Results can be found at www.tsl-timing.com

Printed - 16:15 Sunday, 02 June 2024

TSL SPORTS TIMING TIMING SOLUTIONS LTD

BMCRC - MRO Championships 2024 - Rnd 4 @ Donington National

DART MRO 600 inc Clubman 600 & GP2/EVO

RACE 18 - LAP CHART

LAP 1 @ 16:04:03.266

NO	BEHIND	LAP TIME
76		1:14.946
5	0.084	1:15.030
56	1.902	1:16.848
3	2.159	1:17.105
1	2.410	1:17.356
35	2.875	1:17.821
179	3.074	1:18.020
440	3.135	1:18.081
169	3.598	1:18.544
91	4.320	1:19.266
39	4.577	1:19.523
971	5.420	1:20.366
28	5.937	1:20.883
67	7.179	1:22.125
72	7.590	1:22.536
186	7.844	1:22.790
910	8.328	1:23.274
74	8.638	1:23.584
115	8.756	1:23.702
89	8.943	1:23.889
111	9.277	1:24.223
163	10.022	1:24.968
444	10.518	1:25.464
129	10.953	1:25.899
64	11.345	1:26.291
13	11.420	1:26.366
4	12.335	1:27.281
84	12.656	1:27.602
58	12.745	1:27.691
6	13.563	1:28.509
887	14.808	1:29.754

LAP 2 @ 16:05:15.034

NO	BEHIND	LAP TIME
76		1:11.768
5	0.357	1:12.041
3	2.828	1:12.437
56	3.516	1:13.382
35	3.953	1:12.846
1	4.027	1:13.385
440	4.214	1:12.847
179	4.444	1:13.138
169	5.414	1:13.584
91	7.041	1:14.489
39	7.560	1:14.751
971	9.379	1:15.727
28	9.793	1:15.624
67	11.690	1:16.279
72	12.131	1:16.309
910	12.474	1:15.914
186	12.619	1:16.543
74	12.999	1:16.129
89	14.180	1:17.005
115	14.334	1:17.346
111	15.121	1:17.612
163	15.584	1:17.330
444	16.557	1:17.807
129	17.384	1:18.199
13	18.917	1:19.265
64	19.381	1:19.804
4	22.414	1:21.847
58	22.785	1:21.808
84	23.191	1:22.303
6	23.569	1:21.774
887	23.876	1:20.836

LAP 3 @ 16:06:26.860

NO	BEHIND	LAP TIME
76		1:11.826
5	0.843	1:12.312
3	2.960	1:11.958
56	4.633	1:12.943
35	5.203	1:13.076
179	5.450	1:12.832
1	5.749	1:13.548
440	5.992	1:13.604
169	7.157	1:13.569
39	9.924	1:14.190
91	10.192	1:14.977
971	13.237	1:15.684
28	14.240	1:16.273
67	16.180	1:16.316
910	17.075	1:16.427
72	17.187	1:16.882
74	17.407	1:16.234
186	17.706	1:16.913
89	18.351	1:15.997
115	19.083	1:16.575
163	19.702	1:15.944
111	20.469	1:17.174
444	21.330	1:16.599
129	24.096	1:18.538
13	25.895	1:18.804
64	26.510	1:18.955
58	31.452	1:20.493
4	32.816	1:22.228
84	32.908	1:21.543
6	33.231	1:21.488
887	33.674	1:21.624

LAP 4 @ 16:07:38.788

NO	BEHIND	LAP TIME
76		1:11.928
5	2.098	1:13.183
3	3.271	1:12.239
56	5.346	1:12.641
35	6.009	1:12.734
179	6.160	1:12.638
440	7.528	1:13.464
1	8.136	1:14.315
169	9.078	1:13.849
39	12.604	1:14.608
91	12.928	1:14.664
971	16.949	1:15.640
28	17.764	1:15.452
910	20.486	1:15.339
67	20.551	1:16.299
72	20.934	1:15.675
74	21.383	1:15.904
186	21.672	1:15.894
89	22.319	1:15.896
115	23.035	1:15.880
163	23.405	1:15.631
111	25.238	1:16.697
444	25.739	1:16.337
129	30.687	1:18.519
13	32.969	1:19.002
64	33.456	1:18.874
58	38.011	1:18.487
84	40.420	1:19.440
887	41.579	1:19.833
4	42.505	1:21.617
6	43.231	1:21.928

LAP 5 @ 16:08:50.518

NO	BEHIND	LAP TIME
76		1:11.730
5	3.831	1:13.463
3	4.226	1:12.685
56	6.514	1:12.898
179	7.334	1:12.904
35	7.545	1:13.266
440	9.588	1:13.790
1	10.275	1:13.869
169	11.225	1:13.877
39	15.586	1:14.712
91	15.849	1:14.651
28	21.236	1:15.202
971	21.523	1:16.304
910	25.427	1:16.671
67	25.638	1:16.817
72	25.946	1:16.742
186	26.223	1:16.281
74	26.447	1:16.794
89	26.877	1:16.288
115	27.037	1:15.732
163	27.638	1:15.963
111	30.231	1:16.723
444	30.652	1:16.643
129	37.108	1:18.151
13	40.223	1:18.984
64	40.522	1:18.796
58	45.019	1:18.738
84	47.540	1:18.850
887	48.228	1:18.379
6	52.920	1:21.419
4	1:01.768	1:30.993 P

LAP 6 @ 16:10:01.932

NO	BEHIND	LAP TIME
76		1:11.414
5	6.092	1:13.675
3	6.114	1:13.302
56	8.264	1:13.164
179	8.517	1:12.597
35	9.269	1:13.138
440	11.580	1:13.406
1	12.989	1:14.128
169	13.778	1:13.967
91	19.631	1:15.196
971	25.475	1:15.366
28	26.117	1:16.295
910	30.079	1:16.066
186	30.745	1:15.936
67	31.378	1:17.154
72	31.594	1:17.062
74	31.848	1:16.815
89	32.198	1:16.735
115	32.270	1:16.647
163	32.906	1:16.682
111	35.670	1:16.853
444	39.399	1:20.161
129	44.553	1:18.859
13	47.588	1:18.779
64	48.044	1:18.936
58	52.454	1:18.849
84	54.976	1:18.850
887	55.524	1:18.710
6	1:03.528	1:22.022

LAP 7 @ 16:11:13.501

NO	BEHIND	LAP TIME
76		1:11.569
3	6.586	1:12.041
5	6.808	1:12.285
179	9.662	1:12.714
56	9.795	1:13.100
35	10.276	1:12.576
440	14.242	1:14.231
1	15.360	1:13.940
169	16.461	1:14.252
91	23.294	1:15.232
971	29.409	1:15.503
28	30.773	1:16.225
910	34.612	1:16.102
186	34.846	1:15.670
67	35.650	1:15.841
74	36.321	1:16.042
72	37.019	1:16.994
115	37.235	1:16.534
89	37.823	1:17.194
163	38.817	1:17.480
111	41.093	1:16.992
129	53.566	1:20.582
13	54.720	1:18.701
64	55.008	1:18.533
58	59.706	1:18.821
444	1:02.001	1:34.171 P
84	1:02.924	1:19.517
887	1:03.442	1:19.487

LAP 8 @ 16:12:25.324

NO	BEHIND	LAP TIME
76		1:11.823
6	1 Lap	1:22.775
3	6.966	1:12.203
5	6.973	1:11.988
179	10.537	1:12.698
35	11.122	1:12.669
56	11.330	1:13.358
1	17.173	1:13.636
440	17.375	1:14.956
169	18.736	1:14.098
91	26.065	1:14.594
971	32.774	1:15.188
28	34.028	1:15.078
910	38.169	1:15.380
186	38.305	1:15.282
67	39.414	1:15.587
74	40.064	1:15.566
115	40.453	1:15.041
72	41.574	1:16.378
89	42.021	1:16.021
163	45.583	1:18.589
111	45.966	1:16.696
13	1:01.163	1:18.266
129	1:01.228	1:19.485
64	1:01.308	1:18.123
58	1:06.507	1:18.624
84	1:10.235	1:19.134
887	1:10.678	1:19.059

Weather / Track : Sunny / Dry

Donington Park National: 1.9790 miles
Date: 02/06/2024 Start: 16:02 Finish: 16:12

Results can be found at www.tsl-timing.com

Printed - 16:15 Sunday, 02 June 2024

BMCRC - MRO Championships 2024 - Rnd 4 @ Donington National

DART MRO 600 inc Clubman 600 & GP2/EVO

RACE 18 - POSITION CHART

No	Name	Lap Pos	1	2	3	4	5	6	7	8
76	JOHNSON	1	76	76	76	76	76	76	76	76
5	MACRAE	2	5	5	5	5	5	5	3	3
3	LAMBDEN	3	56	3	3	3	3	3	5	5
179	O'MARA	4	3	56	56	56	56	56	179	179
35	DICKINSON	5	1	35	35	35	179	179	56	35
56	MILLS	6	35	1	179	179	35	35	35	56
1	FOWLE	7	179	440	1	440	440	440	440	1
440	EVERTON	8	440	179	440	1	1	1	1	440
169	CUNNINGHAM	9	169	169	169	169	169	169	169	169
39	MONK	10	91	91	39	39	39	91	91	91
992	WORMALD	11	39	39	91	91	91	971	971	971
91	HIRST	12	971	971	971	971	28	28	28	28
971	PACKHAM	13	28	28	28	28	971	910	910	910
28	WALKER	14	67	67	67	910	910	186	186	186
186	TILING	15	72	72	910	67	67	67	67	67
72	BARNES	16	186	910	72	72	72	72	74	74
74	VAUGHAN	17	910	186	74	74	186	74	72	115
910	GOWER	18	74	74	186	186	74	89	115	72
67	ANSELL	19	115	89	89	89	89	115	89	89
444	BUTLER	20	89	115	115	115	115	163	163	163
89	MUNRO	21	111	111	163	163	163	111	111	111
115	MAHER	22	163	163	111	111	111	444	129	13
163	MACE	23	444	444	444	444	444	129	13	129
129	FALINSKI	24	129	129	129	129	129	13	64	64
111	JACKSON	25	64	13	13	13	13	64	58	58
13	DIDWELL	26	13	64	64	64	64	58	*444*	84
887	DERMOTT	27	4	4	58	58	58	84	84	887
64	ALLAN	28	84	58	4	84	84	887	887	
58	STEWART	29	58	84	84	887	887	6	6	
4	BEDWELL	30	6	6	6	4	6			
84	HIGGINS	31	887	887	887	6	*4*			
6	FAITH	32								

Weather / Track : Sunny / Dry

Donington Park National: 1.9790 miles
Date: 02/06/2024 Start: 16:02 Finish: 16:12

Results can be found at www.tsl-timing.com

Printed - 16:15 Sunday, 02 June 2024

BMCRC - MRO Championships 2024 - Rnd 4 @ Donington National

DART MRO 600 inc Clubman 600 & GP2/EVO

RACE 18 - SECTOR ANALYSIS

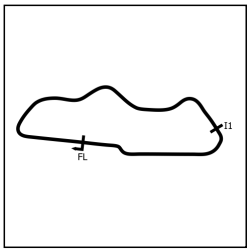

SECTOR 1 = FL to I1, SECTOR 2 = I1 to FL, DIFF = Difference To Personal Best Lap, P = Crossed Finish Line in Pit Lane, D = Time Disallowed

P1 76 Anthony JOHNSON - INTA MOTORCYCLE SERVICES LTD

IDEAL LAP TIME : 1:11.414 BEST LAP TIME : 1:11.414 DIFFERENCE : 0.000

LAP	SECTOR 1	SECTOR 2	LAP TIME	MPH	DIFF	TIME OF DAY
1 -		25.455	1:14.946	95.06	3.532	16:04:03.266
2 -	46.430	25.338	1:11.768	99.27	0.354	16:05:15.034
3 -	46.339	25.487	1:11.826	99.19	0.412	16:06:26.860
4 -	46.236	25.692	1:11.928	99.05	0.514	16:07:38.788
5 -	46.343	25.387	1:11.730 (3)	99.32	0.316	16:08:50.518
6 -	***46.224***	***25.190***	***1:11.414 (1)***	***99.76***		***16:10:01.932***
7 -	46.276	25.293	1:11.569 (2)	99.54	0.155	16:11:13.501
8 -	46.278	25.545	1:11.823	99.19	0.409	16:12:25.324

P2 3 Joey LAMBDEN Kawasaki 636 -

IDEAL LAP TIME : 1:11.835 BEST LAP TIME : 1:11.958 DIFFERENCE : 0.123

LAP	SECTOR 1	SECTOR 2	LAP TIME	MPH	DIFF	TIME OF DAY
1 -		25.771	1:17.105	92.40	5.147	16:04:05.425
2 -	46.886	***25.551***	1:12.437	98.35	0.479	16:05:17.862
3 -	***46.284***	25.674	***1:11.958 (1)***	***99.01***		***16:06:29.820***
4 -	46.467	25.772	1:12.239	98.62	0.281	16:07:42.059
5 -	46.784	25.901	1:12.685	98.02	0.727	16:08:54.744
6 -	47.573	25.729	1:13.302	97.19	1.344	16:10:08.046
7 -	46.444	25.597	1:12.041 (2)	98.89	0.083	16:11:20.087
8 -	46.495	25.708	1:12.203 (3)	98.67	0.245	16:12:32.290

P3 5 Luke MACRAE Triumph 765 - Bournephoto.co.uk

IDEAL LAP TIME : 1:11.887 BEST LAP TIME : 1:11.988 DIFFERENCE : 0.101

LAP	SECTOR 1	SECTOR 2	LAP TIME	MPH	DIFF	TIME OF DAY
1 -		***25.204***	1:15.030	94.95	3.042	16:04:03.350
2 -	46.740	25.301	1:12.041 (2)	98.89	0.053	16:05:15.391
3 -	46.864	25.448	1:12.312	98.52	0.324	16:06:27.703
4 -	47.432	25.751	1:13.183	97.35	1.195	16:07:40.886
5 -	47.724	25.739	1:13.463	96.98	1.475	16:08:54.349
6 -	48.160	25.515	1:13.675	96.70	1.687	16:10:08.024
7 -	46.770	25.515	1:12.285 (3)	98.56	0.297	16:11:20.309
8 -	***46.683***	25.305	***1:11.988 (1)***	***98.96***		***16:12:32.297***

P4 179 James O'MARA Triumph 675R - BRP Machining Ltd - Alton Compressor Services

IDEAL LAP TIME : 1:12.367 BEST LAP TIME : 1:12.597 DIFFERENCE : 0.230

LAP	SECTOR 1	SECTOR 2	LAP TIME	MPH	DIFF	TIME OF DAY
1 -		26.217	1:18.020	91.31	5.423	16:04:06.340
2 -	47.491	25.647	1:13.138	97.41	0.541	16:05:19.478
3 -	47.322	***25.510***	1:12.832	97.82	0.235	16:06:32.310
4 -	***46.857***	25.781	1:12.638 (2)	98.08	0.041	16:07:44.948
5 -	47.165	25.739	1:12.904	97.72	0.307	16:08:57.852
6 -	46.907	25.690	***1:12.597 (1)***	***98.13***		***16:10:10.449***
7 -	46.903	25.811	1:12.714	97.98	0.117	16:11:23.163
8 -	46.864	25.834	1:12.698 (3)	98.00	0.101	16:12:35.861

P5 35 Kai DICKINSON Kawasaki ZX636 -

IDEAL LAP TIME : 1:12.428 BEST LAP TIME : 1:12.576 DIFFERENCE : 0.148

LAP	SECTOR 1	SECTOR 2	LAP TIME	MPH	DIFF	TIME OF DAY
1 -		25.852	1:17.821	91.55	5.245	16:04:06.141
2 -	47.111	25.735	1:12.846	97.80	0.270	16:05:18.987
3 -	47.181	25.895	1:13.076	97.49	0.500	16:06:32.063
4 -	***46.864***	25.870	1:12.734 (3)	97.95	0.158	16:07:44.797
5 -	47.112	26.154	1:13.266	97.24	0.690	16:08:58.063
6 -	47.528	25.610	1:13.138	97.41	0.562	16:10:11.201
7 -	47.012	***25.564***	***1:12.576 (1)***	***98.16***		***16:11:23.777***
8 -	47.057	25.612	1:12.669 (2)	98.04	0.093	16:12:36.446

Weather / Track : Sunny / Dry

Donington Park National: 1.9790 miles
Date: 02/06/2024 Start: 16:02 Finish: 16:12

BMCRC - MRO Championships 2024 - Rnd 4 @ Donington National

DART MRO 600 inc Clubman 600 & GP2/EVO

RACE 18 - SECTOR ANALYSIS

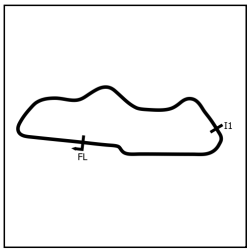

SECTOR 1 = FL to I1, SECTOR 2 = I1 to FL, DIFF = Difference To Personal Best Lap, P = Crossed Finish Line in Pit Lane, D = Time Disallowed

P6 56 Michael MILLS — Yamaha R6 - A51 Racing, The Wokingham Bar Company

IDEAL LAP TIME : 1:12.595 BEST LAP TIME : 1:12.641 DIFFERENCE : 0.046

LAP	SECTOR 1	SECTOR 2	LAP TIME	MPH	DIFF	TIME OF DAY
1 -		25.882	1:16.848	92.71	4.207	16:04:05.168
2 -	47.687	25.695	1:13.382	97.08	0.741	16:05:18.550
3 -	***46.929***	26.014	1:12.943 **(3)**	97.67	0.302	16:06:31.493
4 -	46.960	25.681	***1:12.641*** **(1)**	***98.08***		***16:07:44.134***
5 -	47.069	25.829	1:12.898 **(2)**	97.73	0.257	16:08:57.032
6 -	47.300	25.864	1:13.164	97.37	0.523	16:10:10.196
7 -	47.434	***25.666***	1:13.100	97.46	0.459	16:11:23.296
8 -	47.184	26.174	1:13.358	97.12	0.717	16:12:36.654

P7 1 Harry FOWLE — Yamaha R6 - HF Refinishing Racing

IDEAL LAP TIME : 1:13.199 BEST LAP TIME : 1:13.385 DIFFERENCE : 0.186

LAP	SECTOR 1	SECTOR 2	LAP TIME	MPH	DIFF	TIME OF DAY
1 -		26.202	1:17.356	92.10	3.971	16:04:05.676
2 -	47.468	***25.917***	***1:13.385*** **(1)**	***97.08***		***16:05:19.061***
3 -	***47.282***	26.266	1:13.548 **(2)**	96.87	0.163	16:06:32.609
4 -	48.093	26.222	1:14.315	95.87	0.930	16:07:46.924
5 -	47.812	26.057	1:13.869	96.44	0.484	16:09:00.793
6 -	47.838	26.290	1:14.128	96.11	0.743	16:10:14.921
7 -	47.888	26.052	1:13.940	96.35	0.555	16:11:28.861
8 -	47.544	26.092	1:13.636 **(3)**	96.75	0.251	16:12:42.497

P8 440 C Elijah EVERTON — Kawasaki NINJA 600 -

IDEAL LAP TIME : 1:12.847 BEST LAP TIME : 1:12.847 DIFFERENCE : 0.000

LAP	SECTOR 1	SECTOR 2	LAP TIME	MPH	DIFF	TIME OF DAY
1 -		25.896	1:18.081	91.24	5.234	16:04:06.401
2 -	***47.162***	***25.685***	***1:12.847*** **(1)**	***97.80***		***16:05:19.248***
3 -	47.698	25.906	1:13.604	96.79	0.757	16:06:32.852
4 -	47.406	26.058	1:13.464 **(3)**	96.98	0.617	16:07:46.316
5 -	47.631	26.159	1:13.790	96.55	0.943	16:09:00.106
6 -	47.372	26.034	1:13.406 **(2)**	97.05	0.559	16:10:13.512
7 -	48.336	25.895	1:14.231	95.97	1.384	16:11:27.743
8 -	48.541	26.415	1:14.956	95.05	2.109	16:12:42.699

P9 169 Gareth CUNNINGHAM — Yamaha R6 - Burnham cars ltd

IDEAL LAP TIME : 1:13.507 BEST LAP TIME : 1:13.569 DIFFERENCE : 0.062

LAP	SECTOR 1	SECTOR 2	LAP TIME	MPH	DIFF	TIME OF DAY
1 -		26.000	1:18.544	90.70	4.975	16:04:06.864
2 -	47.563	26.021	1:13.584 **(2)**	96.82	0.015	16:05:20.448
3 -	***47.561***	26.008	***1:13.569*** **(1)**	***96.84***		***16:06:34.017***
4 -	47.903	***25.946***	1:13.849 **(3)**	96.47	0.280	16:07:47.866
5 -	47.914	25.963	1:13.877	96.43	0.308	16:09:01.743
6 -	47.849	26.118	1:13.967	96.32	0.398	16:10:15.710
7 -	48.088	26.164	1:14.252	95.95	0.683	16:11:29.962
8 -	47.910	26.188	1:14.098	96.15	0.529	16:12:44.060

P10 91 Sam HIRST — Kawasaki ZX-636 - Team Valley Racing

IDEAL LAP TIME : 1:14.411 BEST LAP TIME : 1:14.489 DIFFERENCE : 0.078

LAP	SECTOR 1	SECTOR 2	LAP TIME	MPH	DIFF	TIME OF DAY
1 -		26.144	1:19.266	89.88	4.777	16:04:07.586
2 -	48.361	26.128	***1:14.489*** **(1)**	***95.64***		***16:05:22.075***
3 -	48.516	26.461	1:14.977	95.02	0.488	16:06:37.052
4 -	48.566	***26.098***	1:14.664	95.42	0.175	16:07:51.716
5 -	48.472	26.179	1:14.651 **(3)**	95.43	0.162	16:09:06.367
6 -	48.559	26.637	1:15.196	94.74	0.707	16:10:21.563
7 -	48.783	26.449	1:15.232	94.70	0.743	16:11:36.795
8 -	***48.313***	26.281	1:14.594 **(2)**	95.51	0.105	16:12:51.389

Weather / Track : Sunny / Dry

Donington Park National: 1.9790 miles
Date: 02/06/2024 Start: 16:02 Finish: 16:12

BMCRC - MRO Championships 2024 - Rnd 4 @ Donington National

DART MRO 600 inc Clubman 600 & GP2/EVO

RACE 18 - SECTOR ANALYSIS

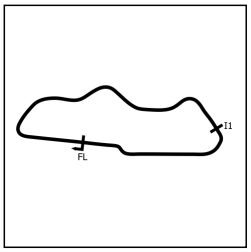

SECTOR 1 = FL to I1, SECTOR 2 = I1 to FL, DIFF = Difference To Personal Best Lap, P = Crossed Finish Line in Pit Lane, D = Time Disallowed

P11 971 Jake PACKHAM Yamaha R6 - Gasoline alley speedshop

IDEAL LAP TIME : 1:15.110 BEST LAP TIME : 1:15.188 DIFFERENCE : 0.078

LAP	SECTOR 1	SECTOR 2	LAP TIME	MPH	DIFF	TIME OF DAY
1 -		26.548	1:20.366	88.65	5.178	16:04:08.686
2 -	48.973	26.754	1:15.727	94.08	0.539	16:05:24.413
3 -	48.980	26.704	1:15.684	94.13	0.496	16:06:40.097
4 -	48.962	26.678	1:15.640	94.19	0.452	16:07:55.737
5 -	48.778	27.526	1:16.304	93.37	1.116	16:09:12.041
6 -	48.874	26.492	1:15.366 (2)	94.53	0.178	16:10:27.407
7 -	***48.645***	26.858	1:15.503 (3)	94.36	0.315	16:11:42.910
8 -	48.723	***26.465***	***1:15.188*** (1)	***94.75***		***16:12:58.098***

P12 28 C Tom WALKER Yamaha R6 - TRW Racing

IDEAL LAP TIME : 1:14.983 BEST LAP TIME : 1:15.078 DIFFERENCE : 0.095

LAP	SECTOR 1	SECTOR 2	LAP TIME	MPH	DIFF	TIME OF DAY
1 -		***26.389***	1:20.883	88.08	5.805	16:04:09.203
2 -	49.099	26.525	1:15.624	94.21	0.546	16:05:24.827
3 -	49.854	26.419	1:16.273	93.40	1.195	16:06:41.100
4 -	49.014	26.438	1:15.452 (3)	94.42	0.374	16:07:56.552
5 -	48.635	26.567	1:15.202 (2)	94.74	0.124	16:09:11.754
6 -	49.761	26.534	1:16.295	93.38	1.217	16:10:28.049
7 -	49.196	27.029	1:16.225	93.46	1.147	16:11:44.274
8 -	***48.594***	26.484	***1:15.078*** (1)	***94.89***		***16:12:59.352***

P13 910 C Harry GOWER Triumph DAYTONA 675 - RG Racing

IDEAL LAP TIME : 1:15.267 BEST LAP TIME : 1:15.339 DIFFERENCE : 0.072

LAP	SECTOR 1	SECTOR 2	LAP TIME	MPH	DIFF	TIME OF DAY
1 -		26.914	1:23.274	85.55	7.935	16:04:11.594
2 -	49.442	***26.472***	1:15.914 (3)	93.85	0.575	16:05:27.508
3 -	49.589	26.838	1:16.427	93.22	1.088	16:06:43.935
4 -	***48.795***	26.544	***1:15.339*** (1)	***94.56***		***16:07:59.274***
5 -	49.592	27.079	1:16.671	92.92	1.332	16:09:15.945
6 -	49.223	26.843	1:16.066	93.66	0.727	16:10:32.011
7 -	49.074	27.028	1:16.102	93.61	0.763	16:11:48.113
8 -	48.907	26.473	1:15.380 (2)	94.51	0.041	16:13:03.493

P14 186 C Dave TILING Honda -

IDEAL LAP TIME : 1:15.036 BEST LAP TIME : 1:15.282 DIFFERENCE : 0.246

LAP	SECTOR 1	SECTOR 2	LAP TIME	MPH	DIFF	TIME OF DAY
1 -		26.861	1:22.790	86.05	7.508	16:04:11.110
2 -	49.739	26.804	1:16.543	93.08	1.261	16:05:27.653
3 -	50.306	26.607	1:16.913	92.63	1.631	16:06:44.566
4 -	49.348	***26.546***	1:15.894 (3)	93.87	0.612	16:08:00.460
5 -	49.613	26.668	1:16.281	93.39	0.999	16:09:16.741
6 -	49.380	26.556	1:15.936	93.82	0.654	16:10:32.677
7 -	48.537	27.133	1:15.670 (2)	94.15	0.388	16:11:48.347
8 -	***48.490***	26.792	***1:15.282*** (1)	***94.63***		***16:13:03.629***

P15 67 C Edward ANSELL Triumph 675 - E a Ansell contractors

IDEAL LAP TIME : 1:15.507 BEST LAP TIME : 1:15.587 DIFFERENCE : 0.080

LAP	SECTOR 1	SECTOR 2	LAP TIME	MPH	DIFF	TIME OF DAY
1 -		26.815	1:22.125	86.75	6.538	16:04:10.445
2 -	49.765	26.514	1:16.279 (3)	93.40	0.692	16:05:26.724
3 -	49.865	***26.451***	1:16.316	93.35	0.729	16:06:43.040
4 -	49.449	26.850	1:16.299	93.37	0.712	16:07:59.339
5 -	50.107	26.710	1:16.817	92.74	1.230	16:09:16.156
6 -	50.150	27.004	1:17.154	92.34	1.567	16:10:33.310
7 -	49.302	26.539	1:15.841 (2)	93.94	0.254	16:11:49.151
8 -	***49.056***	26.531	***1:15.587*** (1)	***94.25***		***16:13:04.738***

Weather / Track : Sunny / Dry

Donington Park National: 1.9790 miles
Date: 02/06/2024 Start: 16:02 Finish: 16:12

BMCRC - MRO Championships 2024 - Rnd 4 @ Donington National

DART MRO 600 inc Clubman 600 & GP2/EVO

RACE 18 - SECTOR ANALYSIS

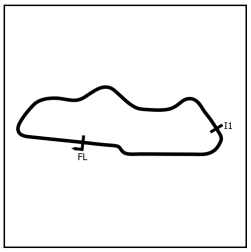

SECTOR 1 = FL to I1, SECTOR 2 = I1 to FL, DIFF = Difference To Personal Best Lap, P = Crossed Finish Line in Pit Lane, D = Time Disallowed

P16 74 C Tom VAUGHAN Yamaha R6 - Lamonde Automation Ltd, Smiths Mechanical Sup

IDEAL LAP TIME : 1:15.334 BEST LAP TIME : 1:15.566 DIFFERENCE : 0.232

LAP	SECTOR 1	SECTOR 2	LAP TIME	MPH	DIFF	TIME OF DAY
1 -		27.350	1:23.584	85.23	8.018	16:04:11.904
2 -	49.361	26.768	1:16.129	93.58	0.563	16:05:28.033
3 -	49.728	26.506	1:16.234	93.45	0.668	16:06:44.267
4 -	49.380	26.524	1:15.904 **(2)**	93.86	0.338	16:08:00.171
5 -	49.777	27.017	1:16.794	92.77	1.228	16:09:16.965
6 -	49.948	26.867	1:16.815	92.75	1.249	16:10:33.780
7 -	49.564	***26.478***	1:16.042 **(3)**	93.69	0.476	16:11:49.822
8 -	***48.856***	26.710	***1:15.566*** **(1)**	***94.28***		***16:13:05.388***

P17 115 C Brian MAHER Yamaha R6 - Spraytech /Espresso Solutions

IDEAL LAP TIME : 1:15.041 BEST LAP TIME : 1:15.041 DIFFERENCE : 0.000

LAP	SECTOR 1	SECTOR 2	LAP TIME	MPH	DIFF	TIME OF DAY
1 -		27.607	1:23.702	85.11	8.661	16:04:12.022
2 -	49.839	27.507	1:17.346	92.11	2.305	16:05:29.368
3 -	49.697	26.878	1:16.575	93.04	1.534	16:06:45.943
4 -	49.295	26.585	1:15.880 **(3)**	93.89	0.839	16:08:01.823
5 -	49.399	26.333	1:15.732 **(2)**	94.07	0.691	16:09:17.555
6 -	49.884	26.763	1:16.647	92.95	1.606	16:10:34.202
7 -	49.755	26.779	1:16.534	93.09	1.493	16:11:50.736
8 -	***48.866***	***26.175***	***1:15.041*** **(1)**	***94.94***		***16:13:05.777***

P18 72 Nick BARNES Yamaha R6 - Park Electric

IDEAL LAP TIME : 1:15.675 BEST LAP TIME : 1:15.675 DIFFERENCE : 0.000

LAP	SECTOR 1	SECTOR 2	LAP TIME	MPH	DIFF	TIME OF DAY
1 -		26.925	1:22.536	86.32	6.861	16:04:10.856
2 -	49.710	26.599	1:16.309 **(2)**	93.36	0.634	16:05:27.165
3 -	49.715	27.167	1:16.882	92.66	1.207	16:06:44.047
4 -	***49.323***	***26.352***	***1:15.675*** **(1)**	***94.14***		***16:07:59.722***
5 -	50.001	26.741	1:16.742	92.83	1.067	16:09:16.464
6 -	50.103	26.959	1:17.062	92.45	1.387	16:10:33.526
7 -	50.212	26.782	1:16.994	92.53	1.319	16:11:50.520
8 -	49.674	26.704	1:16.378 **(3)**	93.28	0.703	16:13:06.898

P19 89 David MUNRO Yamaha R6 -

IDEAL LAP TIME : 1:15.896 BEST LAP TIME : 1:15.896 DIFFERENCE : 0.000

LAP	SECTOR 1	SECTOR 2	LAP TIME	MPH	DIFF	TIME OF DAY
1 -		27.293	1:23.889	84.92	7.993	16:04:12.209
2 -	49.916	27.089	1:17.005	92.52	1.109	16:05:29.214
3 -	49.290	26.707	1:15.997 **(2)**	93.74	0.101	16:06:45.211
4 -	***49.288***	***26.608***	***1:15.896*** **(1)**	***93.87***		***16:08:01.107***
5 -	49.648	26.640	1:16.288	93.39	0.392	16:09:17.395
6 -	49.801	26.934	1:16.735	92.84	0.839	16:10:34.130
7 -	50.483	26.711	1:17.194	92.29	1.298	16:11:51.324
8 -	49.350	26.671	1:16.021 **(3)**	93.71	0.125	16:13:07.345

P20 163 EVO Michael MACE Triumph 765RS - Marshall Ubergurglebergen

IDEAL LAP TIME : 1:15.614 BEST LAP TIME : 1:15.631 DIFFERENCE : 0.017

LAP	SECTOR 1	SECTOR 2	LAP TIME	MPH	DIFF	TIME OF DAY
1 -		27.270	1:24.968	83.85	9.337	16:04:13.288
2 -	50.163	27.167	1:17.330	92.13	1.699	16:05:30.618
3 -	48.999	26.945	1:15.944 **(2)**	93.81	0.313	16:06:46.562
4 -	***48.905***	26.726	***1:15.631*** **(1)**	***94.20***		***16:08:02.193***
5 -	49.254	***26.709***	1:15.963 **(3)**	93.79	0.332	16:09:18.156
6 -	49.526	27.156	1:16.682	92.91	1.051	16:10:34.838
7 -	49.600	27.880	1:17.480	91.95	1.849	16:11:52.318
8 -	50.657	27.932	1:18.589	90.65	2.958	16:13:10.907

Weather / Track : Sunny / Dry

Donington Park National: 1.9790 miles
Date: 02/06/2024 Start: 16:02 Finish: 16:12

BMCRC - MRO Championships 2024 - Rnd 4 @ Donington National

DART MRO 600 inc Clubman 600 & GP2/EVO

RACE 18 - SECTOR ANALYSIS

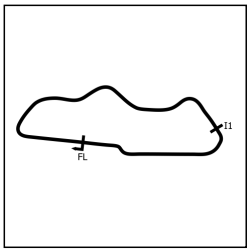

SECTOR 1 = FL to I1, SECTOR 2 = I1 to FL, DIFF = Difference To Personal Best Lap, P = Crossed Finish Line in Pit Lane, D = Time Disallowed

P21 111 Mark JACKSON Kawasaki R6 - Mick's Tyres Darton

IDEAL LAP TIME : 1:16.546 BEST LAP TIME : 1:16.696 DIFFERENCE : 0.150

LAP	SECTOR 1	SECTOR 2	LAP TIME	MPH	DIFF	TIME OF DAY
1 -		27.197	1:24.223	84.59	7.527	16:04:12.543
2 -	50.676	26.936	1:17.612	91.79	0.916	16:05:30.155
3 -	50.385	26.789	1:17.174	92.31	0.478	16:06:47.329
4 -	49.876	26.821	1:16.697 (2)	92.89	0.001	16:08:04.026
5 -	50.025	***26.698***	1:16.723 (3)	92.86	0.027	16:09:20.749
6 -	49.927	26.926	1:16.853	92.70	0.157	16:10:37.602
7 -	49.980	27.012	1:16.992	92.53	0.296	16:11:54.594
8 -	***49.848***	26.848	***1:16.696 (1)***	***92.89***		***16:13:11.290***

P22 13 C Blake DIDWELL Kawasaki ZX6R - Black Widow Exhausts | Double Blitz

IDEAL LAP TIME : 1:18.262 BEST LAP TIME : 1:18.266 DIFFERENCE : 0.004

LAP	SECTOR 1	SECTOR 2	LAP TIME	MPH	DIFF	TIME OF DAY
1 -		27.791	1:26.366	82.49	8.100	16:04:14.686
2 -	51.722	27.543	1:19.265	89.88	0.999	16:05:33.951
3 -	51.146	27.658	1:18.804	90.40	0.538	16:06:52.755
4 -	51.426	27.576	1:19.002	90.18	0.736	16:08:11.757
5 -	51.542	***27.442***	1:18.984	90.20	0.718	16:09:30.741
6 -	51.177	27.602	1:18.779 (3)	90.43	0.513	16:10:49.520
7 -	51.079	27.622	1:18.701 (2)	90.52	0.435	16:12:08.221
8 -	***50.820***	27.446	***1:18.266 (1)***	***91.03***		***16:13:26.487***

P23 129 C Adrian FALINSKI Kawasaki ZX6R -

IDEAL LAP TIME : 1:18.090 BEST LAP TIME : 1:18.151 DIFFERENCE : 0.061

LAP	SECTOR 1	SECTOR 2	LAP TIME	MPH	DIFF	TIME OF DAY
1 -		27.834	1:25.899	82.94	7.748	16:04:14.219
2 -	50.951	***27.248***	1:18.199 (2)	91.10	0.048	16:05:32.418
3 -	51.037	27.501	1:18.538	90.71	0.387	16:06:50.956
4 -	***50.842***	27.677	1:18.519 (3)	90.73	0.368	16:08:09.475
5 -	50.864	27.287	***1:18.151 (1)***	***91.16***		***16:09:27.626***
6 -	51.336	27.523	1:18.859	90.34	0.708	16:10:46.485
7 -	52.064	28.518	1:20.582	88.41	2.431	16:12:07.067
8 -	51.552	27.933	1:19.485	89.63	1.334	16:13:26.552

P24 64 C Jack ALLAN Yamaha R6 -

IDEAL LAP TIME : 1:18.040 BEST LAP TIME : 1:18.123 DIFFERENCE : 0.083

LAP	SECTOR 1	SECTOR 2	LAP TIME	MPH	DIFF	TIME OF DAY
1 -		27.971	1:26.291	82.56	8.168	16:04:14.611
2 -	51.923	27.881	1:19.804	89.27	1.681	16:05:34.415
3 -	51.373	27.582	1:18.955	90.23	0.832	16:06:53.370
4 -	51.293	27.581	1:18.874	90.32	0.751	16:08:12.244
5 -	51.607	27.189	1:18.796 (3)	90.41	0.673	16:09:31.040
6 -	51.388	27.548	1:18.936	90.25	0.813	16:10:49.976
7 -	***50.887***	27.646	1:18.533 (2)	90.72	0.410	16:12:08.509
8 -	50.970	***27.153***	***1:18.123 (1)***	***91.19***		***16:13:26.632***

P25 58 Barry STEWART Kawasaki ZX6R -

IDEAL LAP TIME : 1:18.487 BEST LAP TIME : 1:18.487 DIFFERENCE : 0.000

LAP	SECTOR 1	SECTOR 2	LAP TIME	MPH	DIFF	TIME OF DAY
1 -		27.854	1:27.691	81.24	9.204	16:04:16.011
2 -	53.808	28.000	1:21.808	87.08	3.321	16:05:37.819
3 -	52.941	27.552	1:20.493	88.51	2.006	16:06:58.312
4 -	***51.303***	***27.184***	***1:18.487 (1)***	***90.77***		***16:08:16.799***
5 -	51.355	27.383	1:18.738 (3)	90.48	0.251	16:09:35.537
6 -	51.399	27.450	1:18.849	90.35	0.362	16:10:54.386
7 -	51.505	27.316	1:18.821	90.39	0.334	16:12:13.207
8 -	51.382	27.242	1:18.624 (2)	90.61	0.137	16:13:31.831

BMCRC - MRO Championships 2024 - Rnd 4 @ Donington National

DART MRO 600 inc Clubman 600 & GP2/EVO

RACE 18 - SECTOR ANALYSIS

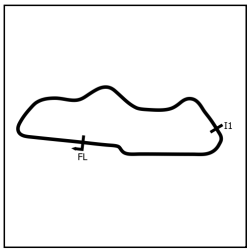

SECTOR 1 = FL to I1, SECTOR 2 = I1 to FL, DIFF = Difference To Personal Best Lap, P = Crossed Finish Line in Pit Lane, D = Time Disallowed

P26 84 C George HIGGINS Yamaha R6 - Aztec Racing

IDEAL LAP TIME : 1:18.718 BEST LAP TIME : 1:18.850 DIFFERENCE : 0.132

LAP	SECTOR 1	SECTOR 2	LAP TIME	MPH	DIFF	TIME OF DAY
1 -		28.364	1:27.602	81.32	8.752	16:04:15.922
2 -	53.243	29.060	1:22.303	86.56	3.453	16:05:38.225
3 -	53.177	28.366	1:21.543	87.37	2.693	16:06:59.768
4 -	52.020	27.420	1:19.440	89.68	0.590	16:08:19.208
5 -	51.480	27.370	***1:18.850*** **(1)**	***90.35***		***16:09:38.058***
6 -	***51.370***	27.480	***1:18.850*** **(1)**	***90.35***		***16:10:56.908***
7 -	51.852	27.665	1:19.517	89.59	0.667	16:12:16.425
8 -	51.786	***27.348***	1:19.134 **(3)**	90.03	0.284	16:13:35.559

P27 887 C Scott DERMOTT Honda CBR600RR - TwoClicksOut Racing

IDEAL LAP TIME : 1:18.000 BEST LAP TIME : 1:18.379 DIFFERENCE : 0.379

LAP	SECTOR 1	SECTOR 2	LAP TIME	MPH	DIFF	TIME OF DAY
1 -		27.675	1:29.754	79.37	11.375	16:04:18.074
2 -	52.313	28.523	1:20.836	88.13	2.457	16:05:38.910
3 -	52.761	28.863	1:21.624	87.28	3.245	16:07:00.534
4 -	52.442	***27.391***	1:19.833	89.24	1.454	16:08:20.367
5 -	***50.609***	27.770	***1:18.379*** **(1)**	***90.89***		***16:09:38.746***
6 -	50.934	27.776	1:18.710 **(2)**	90.51	0.331	16:10:57.456
7 -	51.557	27.930	1:19.487	89.63	1.108	16:12:16.943
8 -	51.596	27.463	1:19.059 **(3)**	90.11	0.680	16:13:36.002

P28 6 C Gareth FAITH Kawasaki ZX6R - Sitramoto

IDEAL LAP TIME : 1:20.515 BEST LAP TIME : 1:21.419 DIFFERENCE : 0.904

LAP	SECTOR 1	SECTOR 2	LAP TIME	MPH	DIFF	TIME OF DAY
1 -		***28.024***	1:28.509	80.49	7.090	16:04:16.829
2 -	52.564	29.210	1:21.774 **(3)**	87.12	0.355	16:05:38.603
3 -	52.661	28.827	1:21.488 **(2)**	87.43	0.069	16:07:00.091
4 -	53.543	28.385	1:21.928	86.96	0.509	16:08:22.019
5 -	***52.491***	28.928	***1:21.419*** **(1)**	***87.50***		***16:09:43.438***
6 -	53.230	28.792	1:22.022	86.86	0.603	16:11:05.460
7 -	53.034	29.741	1:22.775	86.07	1.356	16:12:28.235

P29 444 C Vincent BUTLER Yamaha YZF R6 - Me

IDEAL LAP TIME : 1:16.147 BEST LAP TIME : 1:16.337 DIFFERENCE : 0.190

LAP	SECTOR 1	SECTOR 2	LAP TIME	MPH	DIFF	TIME OF DAY
1 -		28.211	1:25.464	83.36	9.127	16:04:13.784
2 -	49.938	27.869	1:17.807	91.56	1.470	16:05:31.591
3 -	50.062	***26.537***	1:16.599 **(2)**	93.01	0.262	16:06:48.190
4 -	***49.610***	26.727	***1:16.337*** **(1)**	***93.33***		***16:08:04.527***
5 -	49.858	26.785	1:16.643 **(3)**	92.95	0.306	16:09:21.170
6 -	51.394	28.767	1:20.161	88.87	3.824	16:10:41.331
7 -	56.769	IN PIT	1:34.171 **P**	75.65	17.834	16:12:15.502

P30 39 C Aaron MONK Kawsaki NINJA 636 - flyaspitfire.co.uk

IDEAL LAP TIME : 1:14.190 BEST LAP TIME : 1:14.190 DIFFERENCE : 0.000

LAP	SECTOR 1	SECTOR 2	LAP TIME	MPH	DIFF	TIME OF DAY
1 -		26.044	1:19.523	89.59	5.333	16:04:07.843
2 -	48.570	26.181	1:14.751	95.31	0.561	16:05:22.594
3 -	***48.267***	***25.923***	***1:14.190*** **(1)**	***96.03***		***16:06:36.784***
4 -	48.488	26.120	1:14.608 **(2)**	95.49	0.418	16:07:51.392
5 -	48.483	26.229	1:14.712 **(3)**	95.36	0.522	16:09:06.104

BMCRC - MRO Championships 2024 - Rnd 4 @ Donington National

DART MRO 600 inc Clubman 600 & GP2/EVO

RACE 18 - SECTOR ANALYSIS

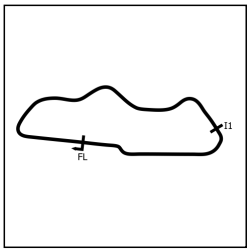

SECTOR 1 = FL to I1, SECTOR 2 = I1 to FL, DIFF = Difference To Personal Best Lap, P = Crossed Finish Line in Pit Lane, D = Time Disallowed

P31 4 C Kallum BEDWELL Yamaha R6 - Connected to homes ltd/The lash bar

IDEAL LAP TIME : 1:20.789 BEST LAP TIME : 1:21.617 DIFFERENCE : 0.828

LAP	SECTOR 1	SECTOR 2	LAP TIME	MPH	DIFF	TIME OF DAY
1 -		28.329	1:27.281	81.62	5.664	16:04:15.601
2 -	53.545	28.302	1:21.847 **(2)**	87.04	0.230	16:05:37.448
3 -	53.477	28.751	1:22.228 **(3)**	86.64	0.611	16:06:59.676
4 -	53.488	***28.129***	***1:21.617*** **(1)**	***87.29***		***16:08:21.293***
5 -	***52.660***	IN PIT	1:30.993 **P**	78.29	9.376	16:09:52.286

Weather / Track : Sunny / Dry

Donington Park National: 1.9790 miles
Date: 02/06/2024 Start: 16:02 Finish: 16:12

BMCRC - MRO Championships 2024 - Rnd 4 @ Donington National

DART MRO 600 inc Clubman 600 & GP2/EVO

RACE 18 - BEST SECTORS

	SECTOR 1			SECTOR 2			IDEAL / BEST COMPARISON					
POS	NO	NAME	TIME	NO	NAME	TIME	POS	NO	NAME	IDEAL	BEST	DIFF
									PERFECT LAP	1:11.414		
1	76	JOHNSON	46.224	76	JOHNSON	25.190	1	76	JOHNSON	1:11.414	1:11.414	0.000
2	3	LAMBDEN	46.284	5	MACRAE	25.204	2	3	LAMBDEN	1:11.835	1:11.958	0.123
3	5	MACRAE	46.683	179	O'MARA	25.510	3	5	MACRAE	1:11.887	1:11.988	0.101
4	179	O'MARA	46.857	3	LAMBDEN	25.551	4	179	O'MARA	1:12.367	1:12.597	0.230
5	35	DICKINSON	46.864	35	DICKINSON	25.564	5	35	DICKINSON	1:12.428	1:12.576	0.148
6	56	MILLS	46.929	56	MILLS	25.666	6	56	MILLS	1:12.595	1:12.641	0.046
7	440	EVERTON	47.162	440	EVERTON	25.685	7	440	EVERTON	1:12.847	1:12.847	0.000
8	1	FOWLE	47.282	1	FOWLE	25.917	8	1	FOWLE	1:13.199	1:13.385	0.186
9	169	CUNNINGHAM	47.561	39	MONK	25.923	9	169	CUNNINGHAM	1:13.507	1:13.569	0.062
10	39	MONK	48.267	169	CUNNINGHAM	25.946	10	39	MONK	1:14.190	1:14.190	0.000
11	91	HIRST	48.313	91	HIRST	26.098	11	91	HIRST	1:14.411	1:14.489	0.078
12	186	TILING	48.490	115	MAHER	26.175	12	28	WALKER	1:14.983	1:15.078	0.095
13	28	WALKER	48.594	72	BARNES	26.352	13	186	TILING	1:15.036	1:15.282	0.246
14	971	PACKHAM	48.645	28	WALKER	26.389	14	115	MAHER	1:15.041	1:15.041	0.000
15	910	GOWER	48.795	67	ANSELL	26.451	15	971	PACKHAM	1:15.110	1:15.188	0.078
16	74	VAUGHAN	48.856	971	PACKHAM	26.465	16	910	GOWER	1:15.267	1:15.339	0.072
17	115	MAHER	48.866	910	GOWER	26.472	17	74	VAUGHAN	1:15.334	1:15.566	0.232
18	163	MACE	48.905	74	VAUGHAN	26.478	18	67	ANSELL	1:15.507	1:15.587	0.080
19	67	ANSELL	49.056	444	BUTLER	26.537	19	163	MACE	1:15.614	1:15.631	0.017
20	89	MUNRO	49.288	186	TILING	26.546	20	72	BARNES	1:15.675	1:15.675	0.000
21	72	BARNES	49.323	89	MUNRO	26.608	21	89	MUNRO	1:15.896	1:15.896	0.000
22	444	BUTLER	49.610	111	JACKSON	26.698	22	444	BUTLER	1:16.147	1:16.337	0.190
23	111	JACKSON	49.848	163	MACE	26.709	23	111	JACKSON	1:16.546	1:16.696	0.150
24	887	DERMOTT	50.609	64	ALLAN	27.153	24	887	DERMOTT	1:18.000	1:18.379	0.379
25	13	DIDWELL	50.820	58	STEWART	27.184	25	64	ALLAN	1:18.040	1:18.123	0.083
26	129	FALINSKI	50.842	129	FALINSKI	27.248	26	129	FALINSKI	1:18.090	1:18.151	0.061
27	64	ALLAN	50.887	84	HIGGINS	27.348	27	13	DIDWELL	1:18.262	1:18.266	0.004
28	58	STEWART	51.303	887	DERMOTT	27.391	28	58	STEWART	1:18.487	1:18.487	0.000
29	84	HIGGINS	51.370	13	DIDWELL	27.442	29	84	HIGGINS	1:18.718	1:18.850	0.132
30	6	FAITH	52.491	6	FAITH	28.024	30	6	FAITH	1:20.515	1:21.419	0.904
31	4	BEDWELL	52.660	4	BEDWELL	28.129	31	4	BEDWELL	1:20.789	1:21.617	0.828
32												

Weather / Track : Sunny / Dry

Donington Park National: 1.9790 miles
Date: 02/06/2024 Start: 16:02 Finish: 16:12

Results can be found at www.tsl-timing.com

Printed - 16:15 Sunday, 02 June 2024

BMCRC - MRO Championships 2024 - Rnd 4 @ Donington National

DART MRO 600 inc Clubman 600 & GP2/EVO

RACE 18 - STATISTICS

Competitors Started	31
Planned Start	2024-06-02 @ 16:00:00.000
Actual Start	2024-06-02 @ 16:02:48.319
Finish Time	2024-06-02 @ 16:12:25.323
Track Length	1.9790mi.
Total Laps	240
Total Distance Covered	474.9761mi.

Session Fastest Lap History

NO	CL	NAME	LAP TIME	TIME OF DAY	LAP	VEHICLE
76		**Anthony JOHNSON**	**1:11.768**	16:05:15.056	2	
76		**Anthony JOHNSON**	**1:11.730**	16:08:50.540	5	
76		**Anthony JOHNSON**	**1:11.414**	16:10:01.954	6	

Session Leader History

NO	CL	NAME	FROM LAP	LAPS LED	DISTANCE	VEHICLE
76		**Anthony JOHNSON**	1	8	15.79 miles	

Flag History

TYPE	TIME OF DAY
GREEN	16:02:48.319
FINISH	16:12:25.323

Flag Statistics

TYPE	COUNT	TOTAL LAPS	TOTAL TIME
Green	1	8	10:58.781
Red	0	0	0.000
Safety Car	0	0	0.000
FCY	0	0	0.000

Weather / Track : Sunny / Dry

Donington Park National: 1.9790 miles
Date: 02/06/2024 Start: 16:02 Finish: 16:12

BMCRC - MRO Championships 2024 - Rnd 4 @ Donington National

DART MRO 600 inc Clubman 600 & GP2/EVO

RACE 18 - STATISTICS

CLASS : 14 Starters

Fastest Lap History

NO	NAME	LAP TIME	TIME OF DAY	LAP	VEHICLE
76	**Anthony JOHNSON**	**1:11.768**	16:05:15.056	2	
76	**Anthony JOHNSON**	**1:11.730**	16:08:50.540	5	
76	**Anthony JOHNSON**	**1:11.414**	16:10:01.954	6	

Leader History

NO	NAME	FROM LAP	LAPS LED	DISTANCE	VEHICLE
76	**Anthony JOHNSON**	1	8	15.79 miles	

Weather / Track : Sunny / Dry

Donington Park National: 1.9790 miles
Date: 02/06/2024 Start: 16:02 Finish: 16:12

BMCRC - MRO Championships 2024 - Rnd 4 @ Donington National

DART MRO 600 inc Clubman 600 & GP2/EVO

RACE 18 - STATISTICS

CLASS : C

16 Starters

Fastest Lap History

NO	NAME	LAP TIME	TIME OF DAY	LAP	VEHICLE
440	**Elijah EVERTON**	**1:12.847**	16:05:19.279	2	Kawasaki NINJA 600

Leader History

NO	NAME	FROM LAP	LAPS LED	DISTANCE	VEHICLE
440	**Elijah EVERTON**	1	8	15.79 miles	Kawasaki NINJA 600

Weather / Track : Sunny / Dry

Donington Park National: 1.9790 miles
Date: 02/06/2024 Start: 16:02 Finish: 16:12

BMCRC - MRO Championships 2024 - Rnd 4 @ Donington National

DART MRO 600 inc Clubman 600 & GP2/EVO

RACE 18 - STATISTICS

CLASS : EVO

1 Starters

Fastest Lap History

NO	NAME	LAP TIME	TIME OF DAY	LAP	VEHICLE
163	**Michael MACE**	**1:17.330**	16:05:30.640	2	Triumph 765RS
163	**Michael MACE**	**1:15.944**	16:06:46.584	3	Triumph 765RS
163	**Michael MACE**	**1:15.631**	16:08:02.215	4	Triumph 765RS

Leader History

NO	NAME	FROM LAP	LAPS LED	DISTANCE	VEHICLE
163	**Michael MACE**	1	8	15.79 miles	Triumph 765RS

PROPERLY PROTECTED MRO MINITWINS

BMCRC-MRO Championships - Round 4

Donington Park National

1st / 2nd June 2024

Timing & Results Provided by Timing Solutions Ltd

www.tsl-timing.com

Donington Park National Circuit

Castle Donington, Derby, UK

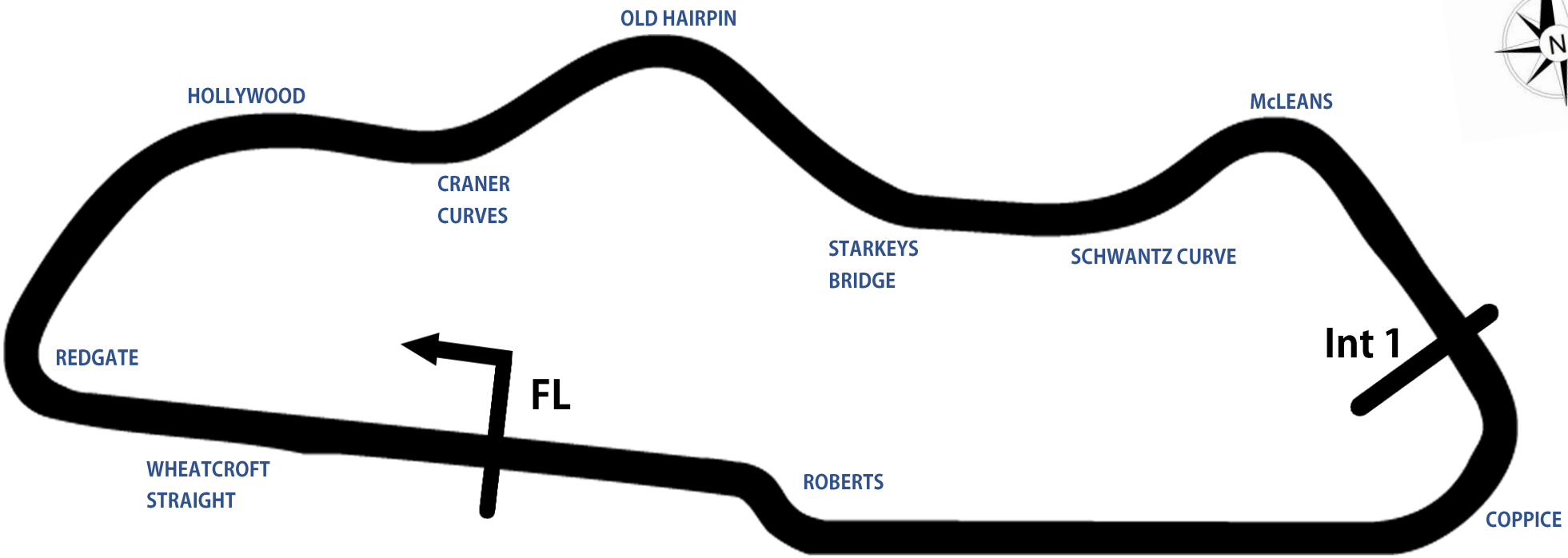

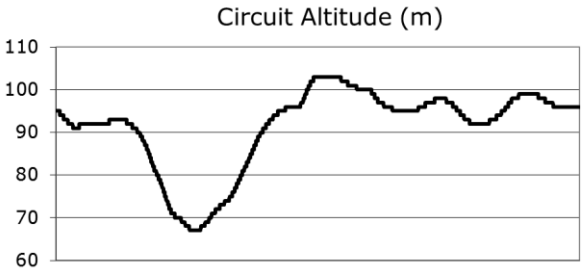

Length	1.9790 miles | 3.185 km | 3185m		
FL	Start @ 60m	52.82971 N	1.37867 W
Int 1	2096m	52.82978 N	1.36508 W
Pit Entry	3158m	52.82951 N	1.37832 W
Pit Exit	229m after FL	52.82996 N	1.38205 W
Pit Entry - Pit Exit	256m, 18.4s @ 50kph, 15.3s @ 60kph		

Results & Live Timing available at – www.tsl-timing.com

Updated - 24/01/2024 10:46

BMCRC - MRO Championships 2024 - Rnd 4 @ Donington National

MRO Minitwins

QUALIFYING - CLASSIFICATION

POS	NO	NAME	ENTRY	TIME	ON	LAPS	GAP	DIFF	MPH
1	1	David TWYFORD	Suzuki SV650 - IMP Racing, MHP, Chris Cowan	1:15.918	3	7			93.84
2	22	Darren DOWDS	Suzuki SV 650 - sublime dsg Ltd	1:16.350	4	8	0.432	0.432	93.31
3	333	David LINDEMANN	Suzuki SV650 - Giraffe Decorators	1:16.886	4	6	0.968	0.536	92.66
4	3	Oliver ARBON	Suzuki SV650 - TT Plumbing & Heating	1:17.239	7	8	1.321	0.353	92.24
5	33*	Steve COSTIN	Suzuki SV650 - Sublime Designs / T.M Services/ ATP M	1:18.012	3	8	2.094	0.773	91.32
6	21*	Toby FINNIS	Suzuki SV650R - Crawfords/ Tey Farm Systems/ Harlo	1:18.261	2	8	2.343	0.249	91.03
7	19	Kevin LILLEY	SUZUKI SV650 - Trafalgar Cleaning Eqpt. / Steve Jorda	1:18.793	6	8	2.875	0.532	90.42
8	115	Brian MAHER	Suzuki SV650 - Spraytech /Espresso Solutions	1:18.939	3	3	3.021	0.146	90.25
9	27	Jack BETTIS	Suzuki SV 650 - NB Toolmaking	1:19.031	7	8	3.113	0.092	90.14
10	189	Sebastian BARAN	-	1:19.120	5	6	3.202	0.089	90.04
11	15	James SVENSEN	Suzuki SV650S - Team TSR - HCL - RG Racing	1:19.981	6	8	4.063	0.861	89.07
12	34	Andrew JOHNSON	Suzuki SV650 - Rose & Charlie Racing	1:20.301	4	8	4.383	0.320	88.72
13	99	Lee ELLIS	Suzuki SV650 -	1:20.314	8	8	4.396	0.013	88.70
14	145	Bradley CATLING	Suzuki SV650 - Electric avenue Leeds Ltd	1:20.323	3	7	4.405	0.009	88.69
15	293	Leigh SMITH	Suzuki SV650 - Smiths Mechanical Support Ltd, Lamon	1:20.584	5	7	4.666	0.261	88.41
16	111	Freddie BATE	Suzuki SV650 - hartjay	1:21.269	6	6	5.351	0.685	87.66
17	62	James KING	Suzuki SV650 - King and Drury construction	1:21.655	7	7	5.737	0.386	87.25
18	67	Simon HARVEY	Suzuki SV650 - Retirement Fund Racing	1:21.967	7	7	6.049	0.312	86.92
19	74	Daniel BLACK	Suzukis SV650 - DAD	1:22.638	3	7	6.720	0.671	86.21
20	70	Colin HALL	Suzuki SV 650 -	1:22.895	5	6	6.977	0.257	85.94
21	40	Simon WILKINSON	Suzuki SV650 -	1:23.230	7	7	7.312	0.335	85.60
22	47*	Tristan BOHANAN	SUZUKI SV 650 -	1:23.350	7	7	7.432	0.120	85.47
23	818	Ben RICHARDS	Suzuki SV650 - No farmers No Food	1:23.677	6	7	7.759	0.327	85.14
24	281	Daniel FARLEY	Suzuki SV650 - F-TECH FIRE & ELECTRICAL LTD	1:24.352	3	4	8.434	0.675	84.46
25	777	Richard HIRST	- Northern garage conversion	1:25.318	4	7	9.400	0.966	83.50
26	69	Jack GRIFFITHS	Suzuki SV650 - JOE'S CARPETS, ATP RACING	1:26.371	5	7	10.453	1.053	82.48
27	51	Andrew DURANT	Suzuki SV650 -	1:27.011	5	7	11.093	0.640	81.88

Comments:
*** No. 21, 33 & 47 - Fastest lap removed, yellow flag infringement**

Weather / Track : Cloudy / Dry
These results are provisional until the conclusion of any judicial and technical matters.

Date: 01/06/2024 Start: 11:28 Finish: 11:38
Donington Park National: 1.9790 miles

Clerk Of Course:	Stewards:	Timekeeper: Craig Smith	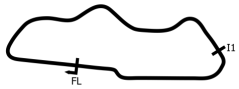

Results can be found at www.tsl-timing.com

Printed - 11:40 Saturday, 01 June 2024

BMCRC - MRO Championships 2024 - Rnd 4 @ Donington National

MRO Minitwins

QUALIFYING - SECTOR ANALYSIS

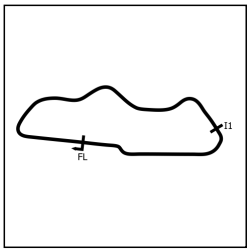

SECTOR 1 = FL to I1, SECTOR 2 = I1 to FL, DIFF = Difference To Personal Best Lap, P = Crossed Finish Line in Pit Lane, D = Time Disallowed

P1 1 David TWYFORD

Suzuki SV650 - IMP Racing, MHP, Chris Cowan

IDEAL LAP TIME : 1:15.916 BEST LAP TIME : 1:15.918 DIFFERENCE : 0.002

LAP	SECTOR 1	SECTOR 2	LAP TIME	MPH	DIFF	TIME OF DAY
1 -	OUTLAP	27.453	1:30.663	78.58	14.745	11:30:55.931
2 -	49.536	27.109	1:16.645 (3)	92.95	0.727	11:32:12.576
3 -	***48.938***	26.980	***1:15.918 (1)***	***93.84***		***11:33:28.494***
4 -	49.672	27.267	1:16.939	92.60	1.021	11:34:45.433
5 -	49.361	***26.978***	1:16.339 (2)	93.32	0.421	11:36:01.772
6 -	49.198	27.493	1:16.691	92.90	0.773	11:37:18.463
7 -	50.057	27.677	1:17.734	91.65	1.816	11:38:36.197

P2 22 Darren DOWDS

Suzuki SV 650 - sublime dsg Ltd

IDEAL LAP TIME : 1:16.048 BEST LAP TIME : 1:16.350 DIFFERENCE : 0.302

LAP	SECTOR 1	SECTOR 2	LAP TIME	MPH	DIFF	TIME OF DAY
1 -	51.056	27.265	1:18.321	90.96	1.971	11:29:45.591
2 -	50.085	27.164	1:17.249	92.22	0.899	11:31:02.840
3 -	49.680	***27.048***	1:16.728 (3)	92.85	0.378	11:32:19.568
4 -	49.161	27.189	***1:16.350 (1)***	***93.31***		***11:33:35.918***
5 -	50.176	27.703	1:17.879	91.48	1.529	11:34:53.797
6 -	49.756	37.184	1:26.940	81.94	10.590	11:36:20.737
7 -	52.974	27.693	1:20.667	88.32	4.317	11:37:41.404
8 -	***49.000***	27.616	1:16.616 (2)	92.99	0.266	11:38:58.020

P3 333 David LINDEMANN

Suzuki SV650 - Giraffe Decorators

IDEAL LAP TIME : 1:16.762 BEST LAP TIME : 1:16.886 DIFFERENCE : 0.124

LAP	SECTOR 1	SECTOR 2	LAP TIME	MPH	DIFF	TIME OF DAY
1 -	53.565	27.453	1:21.018	87.93	4.132	11:29:50.654
2 -	51.008	27.420	1:18.428	90.84	1.542	11:31:09.082
3 -	50.290	27.181	1:17.471 (3)	91.96	0.585	11:32:26.553
4 -	49.962	***26.924***	***1:16.886 (1)***	***92.66***		***11:33:43.439***
5 -	***49.838***	27.070	1:16.908 (2)	92.63	0.022	11:35:00.347
6 -	52.005	IN PIT	1:27.930 P	81.02	11.044	11:36:28.277

P4 3 Oliver ARBON

Suzuki SV650 - TT Plumbing & Heating

IDEAL LAP TIME : 1:17.023 BEST LAP TIME : 1:17.239 DIFFERENCE : 0.216

LAP	SECTOR 1	SECTOR 2	LAP TIME	MPH	DIFF	TIME OF DAY
1 -	53.845	28.144	1:21.989	86.89	4.750	11:29:57.477
2 -	52.963	27.633	1:20.596	88.39	3.357	11:31:18.073
3 -	51.164	27.958	1:19.122	90.04	1.883	11:32:37.195
4 -	50.259	27.548	1:17.807 (3)	91.56	0.568	11:33:55.002
5 -	51.180	28.085	1:19.265	89.88	2.026	11:35:14.267
6 -	50.600	27.583	1:18.183	91.12	0.944	11:36:32.450
7 -	49.994	***27.245***	***1:17.239 (1)***	***92.24***		***11:37:49.689***
8 -	***49.778***	27.930	1:17.708 (2)	91.68	0.469	11:39:07.397

P5 33 Steve COSTIN

Suzuki SV650 - Sublime Designs / T.M Services/ ATP Motorspo

IDEAL LAP TIME : 1:17.478 BEST LAP TIME : 1:18.012 DIFFERENCE : 0.534

LAP	SECTOR 1	SECTOR 2	LAP TIME	MPH	DIFF	TIME OF DAY
1 -	51.528	***27.169***	1:18.697	90.53	0.685	11:29:47.196
2 -	50.983	27.180	1:18.163 (2)	91.15	0.151	11:31:05.359
3 -	50.760	27.252	***1:18.012 (1)***	***91.32***		***11:32:23.371***
4 -	***50.309***	27.601	~~1:17.910~~ D	91.44		11:33:41.281
5 -	50.757	27.612	1:18.369 (3)	90.91	0.357	11:34:59.650
6 -	51.667	28.444	1:20.111	88.93	2.099	11:36:19.761
7 -	50.930	27.648	1:18.578	90.66	0.566	11:37:38.339
8 -	51.379	IN PIT	1:22.856 P	85.98	4.844	11:39:01.195

Weather / Track : Cloudy / Dry

Donington Park National: 1.9790 miles
Date: 01/06/2024 Start: 11:28 Finish: 11:38

BMCRC - MRO Championships 2024 - Rnd 4 @ Donington National

MRO Minitwins

QUALIFYING - SECTOR ANALYSIS

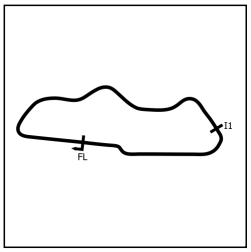

SECTOR 1 = FL to I1, SECTOR 2 = I1 to FL, DIFF = Difference To Personal Best Lap, P = Crossed Finish Line in Pit Lane, D = Time Disallowed

P6 21 Toby FINNIS — Suzuki SV650R - Crawfords/ Tey Farm Systems/ Harlow Ag

IDEAL LAP TIME : 1:17.599 BEST LAP TIME : 1:18.261 DIFFERENCE : 0.662

LAP	SECTOR 1	SECTOR 2	LAP TIME		MPH	DIFF	TIME OF DAY
1 -	51.815	27.598	1:19.413		89.71	1.152	11:29:46.991
2 -	50.898	***27.363***	***1:18.261***	**(1)**	***91.03***		***11:31:05.252***
3 -	50.676	27.810	1:18.486	**(3)**	90.77	0.225	11:32:23.738
4 -	***50.236***	27.635	~~1:17.871~~	**D**	91.49		11:33:41.609
5 -	50.722	27.608	1:18.330	**(2)**	90.95	0.069	11:34:59.939
6 -	51.461	28.008	1:19.469		89.65	1.208	11:36:19.408
7 -	50.871	27.892	1:18.763		90.45	0.502	11:37:38.171
8 -	51.023	IN PIT	1:21.815	**P**	87.08	3.554	11:38:59.986

P7 19 Kevin LILLEY — SUZUKI SV650 - Trafalgar Cleaning Eqpt. / Steve Jordan Motor

IDEAL LAP TIME : 1:18.584 BEST LAP TIME : 1:18.793 DIFFERENCE : 0.209

LAP	SECTOR 1	SECTOR 2	LAP TIME		MPH	DIFF	TIME OF DAY
1 -	53.299	28.382	1:21.681		87.22	2.888	11:29:54.925
2 -	50.764	28.200	1:18.964		90.22	0.171	11:31:13.889
3 -	50.896	28.153	1:19.049		90.12	0.256	11:32:32.938
4 -	50.982	***27.831***	1:18.813	**(3)**	90.39	0.020	11:33:51.751
5 -	50.893	27.904	1:18.797	**(2)**	90.41	0.004	11:35:10.548
6 -	50.912	27.881	***1:18.793***	**(1)**	***90.42***		***11:36:29.341***
7 -	51.017	27.949	1:18.966		90.22	0.173	11:37:48.307
8 -	***50.753***	28.414	1:19.167		89.99	0.374	11:39:07.474

P8 115 Brian MAHER — Suzuki SV650 - Spraytech /Espresso Solutions

IDEAL LAP TIME : 1:18.711 BEST LAP TIME : 1:18.939 DIFFERENCE : 0.228

LAP	SECTOR 1	SECTOR 2	LAP TIME		MPH	DIFF	TIME OF DAY
1 -	54.122	28.653	1:22.775	**(3)**	86.07	3.836	11:29:58.170
2 -	52.640	28.021	1:20.661	**(2)**	88.32	1.722	11:31:18.831
3 -	51.199	***27.740***	***1:18.939***	**(1)**	***90.25***		***11:32:37.770***

P9 27 Jack BETTIS — Suzuki SV 650 - NB Toolmaking

IDEAL LAP TIME : 1:18.911 BEST LAP TIME : 1:19.031 DIFFERENCE : 0.120

LAP	SECTOR 1	SECTOR 2	LAP TIME		MPH	DIFF	TIME OF DAY
1 -	54.879	28.759	1:23.638		85.18	4.607	11:29:52.280
2 -	53.561	28.107	1:21.668		87.23	2.637	11:31:13.948
3 -	52.154	***27.676***	1:19.830		89.24	0.799	11:32:33.778
4 -	51.809	27.825	1:19.634	**(2)**	89.46	0.603	11:33:53.412
5 -	52.020	28.654	1:20.674		88.31	1.643	11:35:14.086
6 -	51.452	28.348	1:19.800	**(3)**	89.28	0.769	11:36:33.886
7 -	***51.235***	27.796	***1:19.031***	**(1)**	***90.14***		***11:37:52.917***
8 -	52.470	28.331	1:20.801		88.17	1.770	11:39:13.718

P10 189 Sebastian BARAN — -

IDEAL LAP TIME : 1:19.120 BEST LAP TIME : 1:19.120 DIFFERENCE : 0.000

LAP	SECTOR 1	SECTOR 2	LAP TIME		MPH	DIFF	TIME OF DAY
1 -	OUTLAP	29.279	1:43.984		68.51	24.864	11:32:33.648
2 -	52.419	28.211	1:20.630		88.36	1.510	11:33:54.278
3 -	52.152	28.198	1:20.350	**(3)**	88.67	1.230	11:35:14.628
4 -	51.478	28.060	1:19.538	**(2)**	89.57	0.418	11:36:34.166
5 -	***51.361***	***27.759***	***1:19.120***	**(1)**	***90.04***		***11:37:53.286***
6 -	52.672	27.996	1:20.668		88.32	1.548	11:39:13.954

BMCRC - MRO Championships 2024 - Rnd 4 @ Donington National

MRO Minitwins

QUALIFYING - SECTOR ANALYSIS

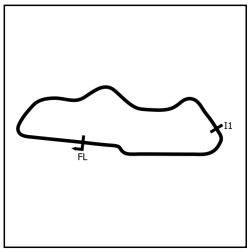

SECTOR 1 = FL to I1, SECTOR 2 = I1 to FL, DIFF = Difference To Personal Best Lap, P = Crossed Finish Line in Pit Lane, D = Time Disallowed

P11 15 James SVENSEN Suzuki SV650S - Team TSR - HCL - RG Racing

IDEAL LAP TIME : 1:19.917 BEST LAP TIME : 1:19.981 DIFFERENCE : 0.064

LAP	SECTOR 1	SECTOR 2	LAP TIME	MPH	DIFF	TIME OF DAY
1 -	52.985	28.727	1:21.712	87.19	1.731	11:29:50.122
2 -	52.599	29.022	1:21.621	87.28	1.640	11:31:11.743
3 -	52.282	28.695	1:20.977	87.98	0.996	11:32:32.720
4 -	52.201	***28.380***	1:20.581	88.41	0.600	11:33:53.301
5 -	52.714	29.029	1:21.743	87.15	1.762	11:35:15.044
6 -	***51.537***	28.444	***1:19.981*** **(1)**	***89.07***		***11:36:35.025***
7 -	51.648	28.412	1:20.060 **(2)**	88.99	0.079	11:37:55.085
8 -	51.826	28.649	1:20.475 **(3)**	88.53	0.494	11:39:15.560

P12 34 Andrew JOHNSON Suzuki SV650 - Rose & Charlie Racing

IDEAL LAP TIME : 1:19.717 BEST LAP TIME : 1:20.301 DIFFERENCE : 0.584

LAP	SECTOR 1	SECTOR 2	LAP TIME	MPH	DIFF	TIME OF DAY
1 -	55.449	29.187	1:24.636	84.17	4.335	11:29:56.379
2 -	52.555	28.028	1:20.583 **(3)**	88.41	0.282	11:31:16.962
3 -	52.785	***27.770***	1:20.555 **(2)**	88.44	0.254	11:32:37.517
4 -	***51.947***	28.354	***1:20.301*** **(1)**	***88.72***		***11:33:57.818***
5 -	52.693	28.302	1:20.995	87.96	0.694	11:35:18.813
6 -	52.562	28.028	1:20.590	88.40	0.289	11:36:39.403
7 -	53.341	28.131	1:21.472	87.44	1.171	11:38:00.875
8 -	52.409	28.378	1:20.787	88.19	0.486	11:39:21.662

P13 99 Lee ELLIS Suzuki SV650 -

IDEAL LAP TIME : 1:20.183 BEST LAP TIME : 1:20.314 DIFFERENCE : 0.131

LAP	SECTOR 1	SECTOR 2	LAP TIME	MPH	DIFF	TIME OF DAY
1 -	56.165	30.159	1:26.324	82.53	6.010	11:29:56.636
2 -	53.509	28.578	1:22.087	86.79	1.773	11:31:18.723
3 -	52.232	28.618	1:20.850 **(2)**	88.12	0.536	11:32:39.573
4 -	52.535	28.534	1:21.069	87.88	0.755	11:34:00.642
5 -	52.868	28.602	1:21.470	87.45	1.156	11:35:22.112
6 -	53.072	28.494	1:21.566	87.34	1.252	11:36:43.678
7 -	52.656	***28.266***	1:20.922 **(3)**	88.04	0.608	11:38:04.600
8 -	***51.917***	28.397	***1:20.314*** **(1)**	***88.70***		***11:39:24.914***

P14 145 Bradley CATLING Suzuki SV650 - Electric avenue Leeds Ltd

IDEAL LAP TIME : 1:19.853 BEST LAP TIME : 1:20.323 DIFFERENCE : 0.470

LAP	SECTOR 1	SECTOR 2	LAP TIME	MPH	DIFF	TIME OF DAY
1 -	56.008	29.109	1:25.117	83.70	4.794	11:30:02.418
2 -	53.294	28.357	1:21.651	87.25	1.328	11:31:24.069
3 -	52.384	***27.939***	***1:20.323*** **(1)**	***88.69***		***11:32:44.392***
4 -	53.648	28.737	1:22.385	86.47	2.062	11:34:06.777
5 -	52.306	28.154	1:20.460 **(3)**	88.54	0.137	11:35:27.237
6 -	***51.914***	28.504	1:20.418 **(2)**	88.59	0.095	11:36:47.655
7 -	52.449	28.097	1:20.546	88.45	0.223	11:38:08.201

P15 293 Leigh SMITH Suzuki SV650 - Smiths Mechanical Support Ltd, Lamonde Autor

IDEAL LAP TIME : 1:20.584 BEST LAP TIME : 1:20.584 DIFFERENCE : 0.000

LAP	SECTOR 1	SECTOR 2	LAP TIME	MPH	DIFF	TIME OF DAY
1 -	OUTLAP	29.290	1:38.844	72.07	18.260	11:30:45.348
2 -	54.121	28.652	1:22.773	86.07	2.189	11:32:08.121
3 -	52.659	28.390	1:21.049 **(3)**	87.90	0.465	11:33:29.170
4 -	53.305	28.368	1:21.673	87.23	1.089	11:34:50.843
5 -	***52.302***	***28.282***	***1:20.584*** **(1)**	***88.41***		***11:36:11.427***
6 -	52.547	28.362	1:20.909 **(2)**	88.05	0.325	11:37:32.336
7 -	53.803	29.501	1:23.304	85.52	2.720	11:38:55.640

Weather / Track : Cloudy / Dry

Donington Park National: 1.9790 miles
Date: 01/06/2024 Start: 11:28 Finish: 11:38

BMCRC - MRO Championships 2024 - Rnd 4 @ Donington National

MRO Minitwins

QUALIFYING - SECTOR ANALYSIS

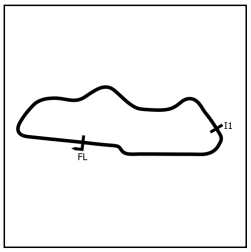

SECTOR 1 = FL to I1, SECTOR 2 = I1 to FL, DIFF = Difference To Personal Best Lap, P = Crossed Finish Line in Pit Lane, D = Time Disallowed

P16 111 Freddie BATE Suzuki SV650 - hartjay

IDEAL LAP TIME : 1:21.269 BEST LAP TIME : 1:21.269 DIFFERENCE : 0.000

LAP	SECTOR 1	SECTOR 2	LAP TIME	MPH	DIFF	TIME OF DAY
1 -	OUTLAP	31.370	1:46.097	67.15	24.828	11:31:41.923
2 -	54.192	30.744	1:24.936	83.88	3.667	11:33:06.859
3 -	54.439	29.772	1:24.211	84.60	2.942	11:34:31.070
4 -	53.418	29.345	1:22.763 (3)	86.08	1.494	11:35:53.833
5 -	53.160	29.342	1:22.502 (2)	86.35	1.233	11:37:16.335
6 -	***52.896***	***28.373***	***1:21.269 (1)***	***87.66***		***11:38:37.604***

P17 62 James KING Suzuki SV650 - King and Drury construction

IDEAL LAP TIME : 1:21.655 BEST LAP TIME : 1:21.655 DIFFERENCE : 0.000

LAP	SECTOR 1	SECTOR 2	LAP TIME	MPH	DIFF	TIME OF DAY
1 -	OUTLAP	29.108	1:37.261	73.25	15.606	11:30:49.971
2 -	53.651	29.039	1:22.690	86.16	1.035	11:32:12.661
3 -	53.999	28.747	1:22.746	86.10	1.091	11:33:35.407
4 -	53.496	28.920	1:22.416 (3)	86.44	0.761	11:34:57.823
5 -	53.595	29.481	1:23.076	85.76	1.421	11:36:20.899
6 -	53.549	28.705	1:22.254 (2)	86.61	0.599	11:37:43.153
7 -	***52.998***	***28.657***	***1:21.655 (1)***	***87.25***		***11:39:04.808***

P18 67 Simon HARVEY Suzuki SV650 - Retirement Fund Racing

IDEAL LAP TIME : 1:21.967 BEST LAP TIME : 1:21.967 DIFFERENCE : 0.000

LAP	SECTOR 1	SECTOR 2	LAP TIME	MPH	DIFF	TIME OF DAY
1 -	57.833	30.312	1:28.145	80.82	6.178	11:30:03.136
2 -	54.890	29.325	1:24.215	84.60	2.248	11:31:27.351
3 -	53.882	29.420	1:23.302 (3)	85.52	1.335	11:32:50.653
4 -	54.185	29.682	1:23.867	84.95	1.900	11:34:14.520
5 -	53.973	29.365	1:23.338	85.49	1.371	11:35:37.858
6 -	53.316	29.079	1:22.395 (2)	86.46	0.428	11:37:00.253
7 -	***53.082***	***28.885***	***1:21.967 (1)***	***86.92***		***11:38:22.220***

P19 74 Daniel BLACK Suzukis SV650 - DAD

IDEAL LAP TIME : 1:22.513 BEST LAP TIME : 1:22.638 DIFFERENCE : 0.125

LAP	SECTOR 1	SECTOR 2	LAP TIME	MPH	DIFF	TIME OF DAY
1 -	57.633	29.526	1:27.159	81.74	4.521	11:30:06.006
2 -	54.488	***29.011***	1:23.499	85.32	0.861	11:31:29.505
3 -	***53.502***	29.136	***1:22.638 (1)***	***86.21***		***11:32:52.143***
4 -	53.966	29.208	1:23.174 (2)	85.65	0.536	11:34:15.317
5 -	53.850	29.360	1:23.210	85.62	0.572	11:35:38.527
6 -	53.919	29.272	1:23.191 (3)	85.64	0.553	11:37:01.718
7 -	55.021	31.372	1:26.393	82.46	3.755	11:38:28.111

P20 70 Colin HALL Suzuki SV 650 -

IDEAL LAP TIME : 1:22.832 BEST LAP TIME : 1:22.895 DIFFERENCE : 0.063

LAP	SECTOR 1	SECTOR 2	LAP TIME	MPH	DIFF	TIME OF DAY
1 -	OUTLAP	31.099	1:47.638	66.19	24.743	11:31:12.106
2 -	55.286	29.827	1:25.113	83.70	2.218	11:32:37.219
3 -	54.060	29.816	1:23.876	84.94	0.981	11:34:01.095
4 -	54.117	29.455	1:23.572 (3)	85.25	0.677	11:35:24.667
5 -	***53.529***	29.366	***1:22.895 (1)***	***85.94***		***11:36:47.562***
6 -	53.763	***29.303***	1:23.066 (2)	85.77	0.171	11:38:10.628

Weather / Track : Cloudy / Dry

Donington Park National: 1.9790 miles
Date: 01/06/2024 Start: 11:28 Finish: 11:38

BMCRC - MRO Championships 2024 - Rnd 4 @ Donington National

MRO Minitwins

QUALIFYING - SECTOR ANALYSIS

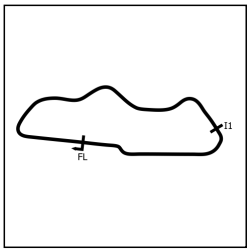

SECTOR 1 = FL to I1, SECTOR 2 = I1 to FL, DIFF = Difference To Personal Best Lap, P = Crossed Finish Line in Pit Lane, D = Time Disallowed

P21 40 Simon WILKINSON Suzuki SV650 -

IDEAL LAP TIME : 1:23.071 BEST LAP TIME : 1:23.230 DIFFERENCE : 0.159

LAP	SECTOR 1	SECTOR 2	LAP TIME	MPH	DIFF	TIME OF DAY
1 -	56.465	29.627	1:26.092	82.75	2.862	11:29:55.966
2 -	54.985	***29.186***	1:24.171	84.64	0.941	11:31:20.137
3 -	54.501	29.411	1:23.912 **(3)**	84.90	0.682	11:32:44.049
4 -	54.199	30.200	1:24.399	84.41	1.169	11:34:08.448
5 -	***53.885***	29.370	1:23.255 **(2)**	85.57	0.025	11:35:31.703
6 -	54.134	29.877	1:24.011	84.80	0.781	11:36:55.714
7 -	***53.885***	29.345	***1:23.230*** **(1)**	***85.60***		***11:38:18.944***

P22 47 Tristan BOHANAN SUZUKI SV 650 -

IDEAL LAP TIME : 1:23.000 BEST LAP TIME : 1:23.350 DIFFERENCE : 0.350

LAP	SECTOR 1	SECTOR 2	LAP TIME	MPH	DIFF	TIME OF DAY
1 -	56.070	30.190	1:26.260	82.59	2.910	11:29:57.030
2 -	54.348	***29.231***	1:23.579 **(2)**	85.24	0.229	11:31:20.609
3 -	54.355	29.746	1:24.101	84.71	0.751	11:32:44.710
4 -	53.875	30.200	1:24.075 **(3)**	84.74	0.725	11:34:08.785
5 -	53.798	29.442	~~1:23.240~~ **D**	85.59		11:35:32.025
6 -	53.814	30.286	1:24.100	84.71	0.750	11:36:56.125
7 -	***53.769***	29.581	***1:23.350*** **(1)**	***85.47***		***11:38:19.475***

P23 818 Ben RICHARDS Suzuki SV650 - No farmers No Food

IDEAL LAP TIME : 1:23.472 BEST LAP TIME : 1:23.677 DIFFERENCE : 0.205

LAP	SECTOR 1	SECTOR 2	LAP TIME	MPH	DIFF	TIME OF DAY
1 -	56.309	31.078	1:27.387	81.52	3.710	11:30:09.515
2 -	57.300	30.455	1:27.755	81.18	4.078	11:31:37.270
3 -	54.857	***29.365***	1:24.222	84.59	0.545	11:33:01.492
4 -	***54.107***	29.713	1:23.820 **(3)**	84.99	0.143	11:34:25.312
5 -	54.427	29.682	1:24.109	84.70	0.432	11:35:49.421
6 -	54.282	29.395	***1:23.677*** **(1)**	***85.14***		***11:37:13.098***
7 -	54.250	29.437	1:23.687 **(2)**	85.13	0.010	11:38:36.785

P24 281 Daniel FARLEY Suzuki SV650 - F-TECH FIRE & ELECTRICAL LTD

IDEAL LAP TIME : 1:24.305 BEST LAP TIME : 1:24.352 DIFFERENCE : 0.047

LAP	SECTOR 1	SECTOR 2	LAP TIME	MPH	DIFF	TIME OF DAY
1 -	58.059	30.949	1:29.008 **(3)**	80.04	4.656	11:30:02.486
2 -	55.130	29.873	1:25.003 **(2)**	83.81	0.651	11:31:27.489
3 -	54.675	***29.677***	***1:24.352*** **(1)**	***84.46***		***11:32:51.841***
4 -	***54.628***	IN PIT	1:30.591 **P**	78.64	6.239	11:34:22.432

P25 777 Richard HIRST - Northern garage conversion

IDEAL LAP TIME : 1:24.222 BEST LAP TIME : 1:25.318 DIFFERENCE : 1.096

LAP	SECTOR 1	SECTOR 2	LAP TIME	MPH	DIFF	TIME OF DAY
1 -	OUTLAP	29.891	1:36.786	73.61	11.468	11:30:36.280
2 -	55.907	***29.553***	1:25.460 **(2)**	83.36	0.142	11:32:01.740
3 -	55.888	29.631	1:25.519 **(3)**	83.31	0.201	11:33:27.259
4 -	55.673	29.645	***1:25.318*** **(1)**	***83.50***		***11:34:52.577***
5 -	55.970	30.018	1:25.988	82.85	0.670	11:36:18.565
6 -	56.251	29.799	1:26.050	82.79	0.732	11:37:44.615
7 -	***54.669***	31.330	1:25.999	82.84	0.681	11:39:10.614

BMCRC - MRO Championships 2024 - Rnd 4 @ Donington National

MRO Minitwins

QUALIFYING - SECTOR ANALYSIS

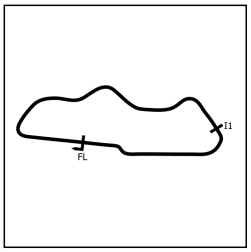

SECTOR 1 = FL to I1, SECTOR 2 = I1 to FL, DIFF = Difference To Personal Best Lap, P = Crossed Finish Line in Pit Lane, D = Time Disallowed

P26 69 Jack GRIFFITHS Suzuki SV650 - JOE'S CARPETS, ATP RACING

IDEAL LAP TIME : 1:26.121 BEST LAP TIME : 1:26.371 DIFFERENCE : 0.250

LAP	SECTOR 1	SECTOR 2	LAP TIME	MPH	DIFF	TIME OF DAY
1 -	59.639	30.991	1:30.630	78.61	4.259	11:30:09.078
2 -	58.207	30.844	1:29.051	80.00	2.680	11:31:38.129
3 -	57.786	30.219	1:28.005	80.95	1.634	11:33:06.134
4 -	56.593	30.697	1:27.290 **(3)**	81.62	0.919	11:34:33.424
5 -	56.335	***30.036***	***1:26.371*** **(1)**	***82.48***		***11:35:59.795***
6 -	***56.085***	30.722	1:26.807 **(2)**	82.07	0.436	11:37:26.602
7 -	58.529	30.426	1:28.955	80.09	2.584	11:38:55.557

P27 51 Andrew DURANT Suzuki SV650 -

IDEAL LAP TIME : 1:26.775 BEST LAP TIME : 1:27.011 DIFFERENCE : 0.236

LAP	SECTOR 1	SECTOR 2	LAP TIME	MPH	DIFF	TIME OF DAY
1 -	1:00.032	31.192	1:31.224	78.10	4.213	11:30:08.669
2 -	57.959	31.176	1:29.135	79.93	2.124	11:31:37.804
3 -	57.866	30.922	1:28.788	80.24	1.777	11:33:06.592
4 -	56.792	31.030	1:27.822 **(3)**	81.12	0.811	11:34:34.414
5 -	***56.075***	30.936	***1:27.011*** **(1)**	***81.88***		***11:36:01.425***
6 -	56.491	30.720	1:27.211 **(2)**	81.69	0.200	11:37:28.636
7 -	57.242	***30.700***	1:27.942	81.01	0.931	11:38:56.578

Weather / Track : Cloudy / Dry

Donington Park National: 1.9790 miles
Date: 01/06/2024 Start: 11:28 Finish: 11:38

BMCRC - MRO Championships 2024 - Rnd 4 @ Donington National

MRO Minitwins

QUALIFYING - BEST SECTORS

SECTOR 1				SECTOR 2				IDEAL / BEST COMPARISON					
POS	NO	NAME	TIME	NO	NAME	TIME		POS	NO	NAME	IDEAL	BEST	DIFF
										PERFECT LAP	1:15.862		
1	1	TWYFORD	48.938	333	LINDEMANN	26.924		1	1	TWYFORD	1:15.916	1:15.918	0.002
2	22	DOWDS	49.000	1	TWYFORD	26.978		2	22	DOWDS	1:16.048	1:16.350	0.302
3	3	ARBON	49.778	22	DOWDS	27.048		3	333	LINDEMANN	1:16.762	1:16.886	0.124
4	333	LINDEMANN	49.838	33	COSTIN	27.169		4	3	ARBON	1:17.023	1:17.239	0.216
5	21	FINNIS	50.236	3	ARBON	27.245		5	33	COSTIN	1:17.478	1:18.012	0.534
6	33	COSTIN	50.309	21	FINNIS	27.363		6	21	FINNIS	1:17.599	1:18.261	0.662
7	19	LILLEY	50.753	27	BETTIS	27.676		7	19	LILLEY	1:18.584	1:18.793	0.209
8	115	MAHER	50.971	115	MAHER	27.740		8	115	MAHER	1:18.711	1:18.939	0.228
9	27	BETTIS	51.235	189	BARAN	27.759		9	27	BETTIS	1:18.911	1:19.031	0.120
10	189	BARAN	51.361	34	JOHNSON	27.770		10	189	BARAN	1:19.120	1:19.120	0.000
11	15	SVENSEN	51.537	19	LILLEY	27.831		11	34	JOHNSON	1:19.717	1:20.301	0.584
12	145	CATLING	51.914	145	CATLING	27.939		12	145	CATLING	1:19.853	1:20.323	0.470
13	99	ELLIS	51.917	99	ELLIS	28.266		13	15	SVENSEN	1:19.917	1:19.981	0.064
14	34	JOHNSON	51.947	293	SMITH	28.282		14	99	ELLIS	1:20.183	1:20.314	0.131
15	293	SMITH	52.302	111	BATE	28.373		15	293	SMITH	1:20.584	1:20.584	0.000
16	111	BATE	52.896	15	SVENSEN	28.380		16	111	BATE	1:21.269	1:21.269	0.000
17	62	KING	52.998	62	KING	28.657		17	62	KING	1:21.655	1:21.655	0.000
18	67	HARVEY	53.082	67	HARVEY	28.885		18	67	HARVEY	1:21.967	1:21.967	0.000
19	74	BLACK	53.502	74	BLACK	29.011		19	74	BLACK	1:22.513	1:22.638	0.125
20	70	HALL	53.529	40	WILKINSON	29.186		20	70	HALL	1:22.832	1:22.895	0.063
21	47	BOHANAN	53.769	47	BOHANAN	29.231		21	47	BOHANAN	1:23.000	1:23.350	0.350
22	40	WILKINSON	53.885	70	HALL	29.303		22	40	WILKINSON	1:23.071	1:23.230	0.159
23	818	RICHARDS	54.107	818	RICHARDS	29.365		23	818	RICHARDS	1:23.472	1:23.677	0.205
24	281	FARLEY	54.628	777	HIRST	29.553		24	777	HIRST	1:24.222	1:25.318	1.096
25	777	HIRST	54.669	281	FARLEY	29.677		25	281	FARLEY	1:24.305	1:24.352	0.047
26	51	DURANT	56.075	69	GRIFFITHS	30.036		26	69	GRIFFITHS	1:26.121	1:26.371	0.250
27	69	GRIFFITHS	56.085	51	DURANT	30.700		27	51	DURANT	1:26.775	1:27.011	0.236

Weather / Track : Cloudy / Dry

Donington Park National: 1.9790 miles
Date: 01/06/2024 Start: 11:28 Finish: 11:38

Results can be found at www.tsl-timing.com

Printed - 11:40 Saturday, 01 June 2024

BMCRC - MRO Championships 2024 - Rnd 4 @ Donington National

MRO Minitwins

QUALIFYING - STATISTICS

Competitors Started	27
Planned Start	2024-06-01 @ 11:12:00.000
Actual Start	2024-06-01 @ 11:28:06.448
Finish Time	2024-06-01 @ 11:38:06.198
Track Length	1.9790mi.
Total Laps	187
Total Distance Covered	370.0855mi.

Session Fastest Lap History

NO	NAME	LAP TIME	TIME OF DAY	LAP	VEHICLE
22	**Darren DOWDS**	**1:18.321**	11:29:45.599	1	Suzuki SV 650
22	**Darren DOWDS**	**1:17.249**	11:31:02.848	2	Suzuki SV 650
1	**David TWYFORD**	**1:16.645**	11:32:12.595	2	Suzuki SV650
1	**David TWYFORD**	**1:15.918**	11:33:28.514	3	Suzuki SV650

Flag History

TYPE	TIME OF DAY
GREEN	11:28:06.448
FINISH	11:38:06.198

Flag Statistics

TYPE	COUNT	TOTAL LAPS	TOTAL TIME
Green	1	8	11:37.113
Red	0	0	0.000
Safety Car	0	0	0.000
FCY	0	0	0.000

Weather / Track : Cloudy / Dry

Donington Park National: 1.9790 miles
Date: 01/06/2024 Start: 11:28 Finish: 11:38

Results can be found at www.tsl-timing.com

Printed - 11:40 Saturday, 01 June 2024

BMCRC - MRO Championships 2024 - Rnd 4 @ Donington National

MRO Minitwins

RACE 10 - GRID (7 Laps)

ROW 10						28	81	Malvern MAY
ROW 9	27	51	Andrew DURANT 1:27.011	26	69	Jack GRIFFITHS 1:26.371	25	777 Richard HIRST 1:25.318
ROW 8	24	281	Daniel FARLEY 1:24.352	23	818	Ben RICHARDS 1:23.677	22	47 Tristan BOHANAN 1:23.350
ROW 7	21	40	Simon WILKINSON 1:23.230	20	70	Colin HALL 1:22.895	19	74 Daniel BLACK 1:22.638
ROW 6	18	67	Simon HARVEY 1:21.967	17	62	James KING 1:21.655	16	111 Freddie BATE 1:21.269
ROW 5	15	293	Leigh SMITH 1:20.584	14	145	Bradley CATLING 1:20.323	13	99 Lee ELLIS 1:20.314
ROW 4	12	34	Andrew JOHNSON 1:20.301	11	15	James SVENSEN 1:19.981	10	189 Sebastian BARAN 1:19.120
ROW 3	9	27	Jack BETTIS 1:19.031	8	115	Brian MAHER 1:18.939	7	19 Kevin LILLEY 1:18.793
ROW 2	6	21	Toby FINNIS 1:18.261	5	33	Steve COSTIN 1:18.012	4	3 Oliver ARBON 1:17.239
ROW 1	3	333	David LINDEMANN 1:16.886	2	22	Darren DOWDS 1:16.350	1	1 David TWYFORD 1:15.918

Pole

These results are provisional until the conclusion of any judicial and technical matters.

Donington Park National: 1.9790 miles

Clerk Of Course:	Stewards:	Timekeeper: Craig Smith	

Results can be found at www.tsl-timing.com

Printed - 11:41 Saturday, 01 June 2024

BMCRC - MRO Championships 2024 - Rnd 4 @ Donington National

MRO Minitwins

RACE 10 - CLASSIFICATION

Race Distance: 7 Laps / 13.85 miles

POS	NO	NAME	ENTRY	LAPS	TIME	GAP	DIFF	MPH	BEST	ON	GRD	↑↓
1	**333**	David LINDEMANN	Suzuki SV650 - Giraffe Decorators	**7**	8:56.145			92.76	**1:15.413**	5	3	2
2	**1**	David TWYFORD	Suzuki SV650 - IMP Racing, MHP, Chris Cowan	**7**	8:56.484	**0.339**	0.339	92.70	**1:15.849**	4	1	-1
3	**22**	Darren DOWDS	Suzuki SV 650 - sublime dsg Ltd	**7**	8:56.986	**0.841**	0.502	92.62	**1:15.487**	6	2	-1
4	**3**	Oliver ARBON	Suzuki SV650 - TT Plumbing & Heating	**7**	9:11.072	**14.927**	14.086	90.25	**1:17.485**	2	4	0
5	**19**	Kevin LILLEY	SUZUKI SV650 - Trafalgar Cleaning Eqpt. / Steve Jordan Mc	**7**	9:11.167	**15.022**	0.095	90.23	**1:17.333**	5	7	2
6	**33**	Steve COSTIN	Suzuki SV650 - Sublime Designs / T.M Services/ ATP Motor:	**7**	9:11.255	**15.110**	0.088	90.22	**1:17.631**	2	5	-1
7	**21**	Toby FINNIS	Suzuki SV650R - Crawfords/ Tey Farm Systems/ Harlow Ag	**7**	9:12.567	**16.422**	1.312	90.00	**1:17.332**	2	6	-1
8	**27**	Jack BETTIS	Suzuki SV 650 - NB Toolmaking	**7**	9:22.701	**26.556**	10.134	88.38	**1:19.404**	5	9	1
9	**189**	Sebastian BARAN	-	**7**	9:22.797	**26.652**	0.096	88.37	**1:19.334**	5	10	1
10	**293**	Leigh SMITH	Suzuki SV650 - Smiths Mechanical Support Ltd, Lamonde A	**7**	9:25.655	**29.510**	2.858	87.92	**1:19.097**	7	15	5
11	**34**	Andrew JOHNSON	Suzuki SV650 - Rose & Charlie Racing	**7**	9:25.897	**29.752**	0.242	87.88	**1:19.542**	7	12	1
12	**15**	James SVENSEN	Suzuki SV650S - Team TSR - HCL - RG Racing	**7**	9:26.830	**30.685**	0.933	87.74	**1:19.692**	6	11	-1
13	**99**	Lee ELLIS	Suzuki SV650 -	**7**	9:27.750	**31.605**	0.920	87.60	**1:19.629**	7	13	0
14	**145**	Bradley CATLING	Suzuki SV650 - Electric avenue Leeds Ltd	**7**	9:31.961	**35.816**	4.211	86.95	**1:20.020**	3	14	0
15	**111**	Freddie BATE	Suzuki SV650 - hartjay	**7**	9:39.532	**43.387**	7.571	85.82	**1:21.018**	5	16	1
16	**67**	Simon HARVEY	Suzuki SV650 - Retirement Fund Racing	**7**	9:39.757	**43.612**	0.225	85.78	**1:20.958**	4	18	2
17	**74**	Daniel BLACK	Suzukis SV650 - DAD	**7**	9:40.067	**43.922**	0.310	85.74	**1:21.150**	7	19	2
18	**62**	James KING	Suzuki SV650 - King and Drury construction	**7**	9:40.437	**44.292**	0.370	85.68	**1:20.677**	7	17	-1
19	**40**	Simon WILKINSON	Suzuki SV650 -	**7**	9:48.210	**52.065**	7.773	84.55	**1:22.560**	7	21	2
20	**70**	Colin HALL	Suzuki SV 650 -	**7**	9:48.296	**52.151**	0.086	84.54	**1:22.534**	7	20	0
21	**47**	Tristan BOHANAN	SUZUKI SV 650 -	**7**	9:48.732	**52.587**	0.436	84.47	**1:22.571**	7	22	1
22	**777**	Richard HIRST	- Northern garage conversion	**7**	10:00.006	**1:03.861**	11.274	82.89	**1:23.983**	7	25	3
23	**69**	Jack GRIFFITHS	Suzuki SV650 - JOE'S CARPETS, ATP RACING	**7**	10:09.617	**1:13.472**	9.611	81.58	**1:25.139**	6	26	3
24	**818**	Ben RICHARDS	Suzuki SV650 - No farmers No Food	**7**	10:09.724	**1:13.579**	0.107	81.57	**1:23.986**	5	23	-1
25	**51**	Andrew DURANT	Suzuki SV650 -	**7**	10:17.955	**1:21.810**	8.231	80.48	**1:26.862**	3	27	2

NOT CLASSIFIED

DNF	**281**	Daniel FARLEY	Suzuki SV650 - F-TECH FIRE & ELECTRICAL LTD	**5**	7:26.374	**2 Laps**	2 Laps	79.49	**1:23.781**	2	24	
DNF	**115**	Brian MAHER	Suzuki SV650 - Spraytech /Espresso Solutions	**2**	2:43.570	**5 Laps**	3 Laps	86.27	**1:20.194**	2	8	

FASTEST LAP

333	David LINDEMANN	Suzuki SV650 - Giraffe Decorators	**5**	1:15.413	94.47 mph	152.04 kph

Comments:
92.5% of Race Speed = 85.80 mph

Weather / Track : Cloudy / Dry
These results are provisional until the conclusion of any judicial and technical matters.

Date: 01/06/2024 Start: 15:44 Finish: 15:53
Donington Park National: 1.9790 miles

Clerk Of Course:	Stewards:	Timekeeper: Craig Smith	

Results can be found at www.tsl-timing.com

Printed - 16:02 Saturday, 01 June 2024

BMCRC - MRO Championships 2024 - Rnd 4 @ Donington National

MRO Minitwins

RACE 10 - LAP CHART

LAP 1 @ 15:45:37.990

NO	BEHIND	LAP TIME
1		1:19.709
22	0.265	1:19.974
333	0.469	1:20.178
33	1.605	1:21.314
3	2.040	1:21.749
19	2.520	1:22.229
21	2.863	1:22.572
115	3.667	1:23.376
189	4.221	1:23.930
27	4.536	1:24.245
34	5.199	1:24.908
15	5.476	1:25.185
99	6.312	1:26.021
293	6.757	1:26.466
74	7.594	1:27.303
62	8.824	1:28.533
67	9.011	1:28.720
145	9.103	1:28.812
111	9.769	1:29.478
40	10.366	1:30.075
70	10.922	1:30.631
47	11.312	1:31.021
281	11.894	1:31.603
777	13.612	1:33.321
51	14.239	1:33.948
69	14.572	1:34.281
818	22.276	1:41.985

LAP 2 @ 15:46:54.413

NO	BEHIND	LAP TIME
1		1:16.423
22	0.275	1:16.433
333	0.794	1:16.748
33	2.813	1:17.631
3	3.102	1:17.485
19	3.681	1:17.584
21	3.772	1:17.332
115	7.438	1:20.194
189	7.581	1:19.783
27	7.713	1:19.600
34	9.141	1:20.365
15	9.758	1:20.705
293	10.566	1:20.232
99	11.085	1:21.196
74	13.015	1:21.844
145	14.849	1:22.169
67	15.314	1:22.726
111	16.309	1:22.963
62	16.576	1:24.175
40	17.156	1:23.213
70	17.651	1:23.152
47	17.888	1:22.999
281	19.252	1:23.781
777	21.975	1:24.786
69	25.448	1:27.299
51	25.654	1:27.838
818	30.372	1:24.519

LAP 3 @ 15:48:10.537

NO	BEHIND	LAP TIME
1		1:16.124
22	0.663	1:16.512
333	1.001	1:16.331
33	5.549	1:18.860
19	6.138	1:18.581
3	6.593	1:19.615
21	6.747	1:19.099
27	11.735	1:20.146
189	11.792	1:20.335
34	14.210	1:21.193
15	14.352	1:20.718
293	14.526	1:20.084
99	15.398	1:20.437
145	18.745	1:20.020
74	19.284	1:22.393
67	20.589	1:21.399
111	21.606	1:21.421
62	22.400	1:21.948
40	24.258	1:23.226
47	24.908	1:23.144
70	25.014	1:23.487
281	27.335	1:24.207
777	30.130	1:24.279
69	34.908	1:25.584
51	36.392	1:26.862
818	38.717	1:24.469

LAP 4 @ 15:49:26.386

NO	BEHIND	LAP TIME
1		1:15.849
22	1.148	1:16.334
333	1.269	1:16.117
33	8.164	1:18.464
3	8.804	1:18.060
21	8.904	1:18.006
19	9.508	1:19.219
27	15.866	1:19.980
189	16.271	1:20.328
34	18.691	1:20.330
15	18.885	1:20.382
293	18.993	1:20.316
99	19.744	1:20.195
145	23.177	1:20.281
74	25.099	1:21.664
67	25.698	1:20.958
111	27.642	1:21.885
62	27.727	1:21.176
40	31.664	1:23.255
47	32.058	1:22.999
70	32.164	1:22.999
281	35.574	1:24.088
777	38.742	1:24.461
69	44.268	1:25.209
818	47.008	1:24.140
51	47.704	1:27.161

LAP 5 @ 15:50:42.461

NO	BEHIND	LAP TIME
1		1:16.075
333	0.607	1:15.413
22	1.001	1:15.928
33	10.316	1:18.227
19	10.766	1:17.333
3	10.850	1:18.121
21	11.185	1:18.356
27	19.195	1:19.404
189	19.530	1:19.334
34	22.281	1:19.665
293	22.940	1:20.022
15	23.266	1:20.456
99	24.049	1:20.380
145	27.276	1:20.174
67	32.240	1:22.617
111	32.585	1:21.018
74	33.218	1:24.194
62	33.544	1:21.892
40	38.592	1:23.003
47	38.699	1:22.716
70	38.856	1:22.767
777	47.410	1:24.743
69	53.869	1:25.676
818	54.919	1:23.986
51	58.656	1:27.027
281	1:02.194	1:42.695 P

LAP 6 @ 15:51:58.495

NO	BEHIND	LAP TIME
333		1:15.427
1	0.193	1:16.227
22	0.454	1:15.487
19	12.809	1:18.077
3	13.172	1:18.356
33	13.205	1:18.923
21	13.277	1:18.126
27	22.714	1:19.553
189	22.994	1:19.498
34	26.141	1:19.894
293	26.344	1:19.438
15	26.924	1:19.692
99	27.907	1:19.892
145	31.473	1:20.231
111	38.003	1:21.452
67	38.242	1:22.036
74	38.703	1:21.519
62	39.546	1:22.036
40	45.436	1:22.878
70	45.548	1:22.726
47	45.947	1:23.282
777	55.809	1:24.433
69	1:02.974	1:25.139
818	1:03.408	1:24.523
51	1:09.782	1:27.160

LAP 7 @ 15:53:14.426

NO	BEHIND	LAP TIME
333		1:15.931
1	0.339	1:16.077
22	0.841	1:16.318
3	14.927	1:17.686
19	15.022	1:18.144
33	15.110	1:17.836
21	16.422	1:19.076
27	26.556	1:19.773
189	26.652	1:19.589
293	29.510	1:19.097
34	29.752	1:19.542
15	30.685	1:19.692
99	31.605	1:19.629
145	35.816	1:20.274
111	43.387	1:21.315
67	43.612	1:21.301
74	43.922	1:21.150
62	44.292	1:20.677
40	52.065	1:22.560
70	52.151	1:22.534
47	52.587	1:22.571
777	1:03.861	1:23.983
69	1:13.472	1:26.429
818	1:13.579	1:26.102
51	1:21.810	1:27.959

Weather / Track : Cloudy / Dry

Donington Park National: 1.9790 miles
Date: 01/06/2024 Start: 15:44 Finish: 15:53

Results can be found at www.tsl-timing.com

Printed - 15:59 Saturday, 01 June 2024

BMCRC - MRO Championships 2024 - Rnd 4 @ Donington National

MRO Minitwins

RACE 10 - POSITION CHART

No	Name	Lap / Pos	1	2	3	4	5	6	7
1	TWYFORD	1	1	1	1	1	1	333	333
22	DOWDS	2	22	22	22	22	333	1	1
333	LINDEMANN	3	333	333	333	333	22	22	22
3	ARBON	4	33	33	33	33	33	19	3
33	COSTIN	5	3	3	19	3	19	3	19
21	FINNIS	6	19	19	3	21	3	33	33
19	LILLEY	7	21	21	21	19	21	21	21
115	MAHER	8	115	115	27	27	27	27	27
27	BETTIS	9	189	189	189	189	189	189	189
189	BARAN	10	27	27	34	34	34	34	293
15	SVENSEN	11	34	34	15	15	293	293	34
34	JOHNSON	12	15	15	293	293	15	15	15
99	ELLIS	13	99	293	99	99	99	99	99
145	CATLING	14	293	99	145	145	145	145	145
293	SMITH	15	74	74	74	74	67	111	111
111	BATE	16	62	145	67	67	111	67	67
62	KING	17	67	67	111	111	74	74	74
67	HARVEY	18	145	111	62	62	62	62	62
74	BLACK	19	111	62	40	40	40	40	40
70	HALL	20	40	40	47	47	47	70	70
40	WILKINSON	21	70	70	70	70	70	47	47
47	BOHANAN	22	47	47	281	281	777	777	777
818	RICHARDS	23	281	281	777	777	69	69	69
281	FARLEY	24	777	777	69	69	818	818	818
777	HIRST	25	51	69	51	818	51	51	51
69	GRIFFITHS	26	69	51	818	51	*281*		
51	DURANT	27	818	818					

Weather / Track : Cloudy / Dry

Donington Park National: 1.9790 miles
Date: 01/06/2024 Start: 15:44 Finish: 15:53

Results can be found at www.tsl-timing.com

Printed - 15:59 Saturday, 01 June 2024

BMCRC - MRO Championships 2024 - Rnd 4 @ Donington National

MRO Minitwins

RACE 10 - SECTOR ANALYSIS

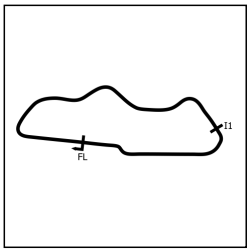

SECTOR 1 = FL to I1, SECTOR 2 = I1 to FL, DIFF = Difference To Personal Best Lap, P = Crossed Finish Line in Pit Lane, D = Time Disallowed

P1 333 David LINDEMANN Suzuki SV650 - Giraffe Decorators

IDEAL LAP TIME : 1:15.291 BEST LAP TIME : 1:15.413 DIFFERENCE : 0.122

LAP	SECTOR 1	SECTOR 2	LAP TIME	MPH	DIFF	TIME OF DAY
1 -		26.911	1:20.178	88.85	4.765	15:45:38.459
2 -	49.581	27.167	1:16.748	92.83	1.335	15:46:55.207
3 -	49.456	26.875	1:16.331	93.33	0.918	15:48:11.538
4 -	49.292	26.825	1:16.117	93.60	0.704	15:49:27.655
5 -	48.962	***26.451***	***1:15.413*** **(1)**	***94.47***		***15:50:43.068***
6 -	***48.840***	26.587	1:15.427 **(2)**	94.45	0.014	15:51:58.495
7 -	49.406	26.525	1:15.931 **(3)**	93.83	0.518	15:53:14.426

P2 1 David TWYFORD Suzuki SV650 - IMP Racing, MHP, Chris Cowan

IDEAL LAP TIME : 1:15.849 BEST LAP TIME : 1:15.849 DIFFERENCE : 0.000

LAP	SECTOR 1	SECTOR 2	LAP TIME	MPH	DIFF	TIME OF DAY
1 -		26.979	1:19.709	89.38	3.860	15:45:37.990
2 -	49.467	26.956	1:16.423	93.22	0.574	15:46:54.413
3 -	49.213	26.911	1:16.124	93.59	0.275	15:48:10.537
4 -	***49.049***	***26.800***	***1:15.849*** **(1)**	***93.93***		***15:49:26.386***
5 -	49.132	26.943	1:16.075 **(2)**	93.65	0.226	15:50:42.461
6 -	49.174	27.053	1:16.227	93.46	0.378	15:51:58.688
7 -	49.211	26.866	1:16.077 **(3)**	93.65	0.228	15:53:14.765

P3 22 Darren DOWDS Suzuki SV 650 - sublime dsg Ltd

IDEAL LAP TIME : 1:15.414 BEST LAP TIME : 1:15.487 DIFFERENCE : 0.073

LAP	SECTOR 1	SECTOR 2	LAP TIME	MPH	DIFF	TIME OF DAY
1 -		27.092	1:19.974	89.08	4.487	15:45:38.255
2 -	49.371	27.062	1:16.433	93.21	0.946	15:46:54.688
3 -	49.490	27.022	1:16.512	93.11	1.025	15:48:11.200
4 -	49.419	26.915	1:16.334	93.33	0.847	15:49:27.534
5 -	49.206	***26.722***	1:15.928 **(2)**	93.83	0.441	15:50:43.462
6 -	***48.692***	26.795	***1:15.487*** **(1)**	***94.38***		***15:51:58.949***
7 -	49.118	27.200	1:16.318 **(3)**	93.35	0.831	15:53:15.267

P4 3 Oliver ARBON Suzuki SV650 - TT Plumbing & Heating

IDEAL LAP TIME : 1:17.264 BEST LAP TIME : 1:17.485 DIFFERENCE : 0.221

LAP	SECTOR 1	SECTOR 2	LAP TIME	MPH	DIFF	TIME OF DAY
1 -		27.598	1:21.749	87.15	4.264	15:45:40.030
2 -	50.245	***27.240***	***1:17.485*** **(1)**	***91.94***		***15:46:57.515***
3 -	51.044	28.571	1:19.615	89.48	2.130	15:48:17.130
4 -	50.430	27.630	1:18.060 **(3)**	91.27	0.575	15:49:35.190
5 -	50.585	27.536	1:18.121	91.20	0.636	15:50:53.311
6 -	50.645	27.711	1:18.356	90.92	0.871	15:52:11.667
7 -	***50.024***	27.662	1:17.686 **(2)**	91.71	0.201	15:53:29.353

P5 19 Kevin LILLEY SUZUKI SV650 - Trafalgar Cleaning Eqpt. / Steve Jordan Motor

IDEAL LAP TIME : 1:17.333 BEST LAP TIME : 1:17.333 DIFFERENCE : 0.000

LAP	SECTOR 1	SECTOR 2	LAP TIME	MPH	DIFF	TIME OF DAY
1 -		27.856	1:22.229	86.64	4.896	15:45:40.510
2 -	49.935	27.649	1:17.584 **(2)**	91.83	0.251	15:46:58.094
3 -	50.760	27.821	1:18.581	90.66	1.248	15:48:16.675
4 -	50.726	28.493	1:19.219	89.93	1.886	15:49:35.894
5 -	***49.855***	***27.478***	***1:17.333*** **(1)**	***92.12***		***15:50:53.227***
6 -	50.429	27.648	1:18.077 **(3)**	91.25	0.744	15:52:11.304
7 -	50.190	27.954	1:18.144	91.17	0.811	15:53:29.448

Weather / Track : Cloudy / Dry

Donington Park National: 1.9790 miles
Date: 01/06/2024 Start: 15:44 Finish: 15:53

BMCRC - MRO Championships 2024 - Rnd 4 @ Donington National

MRO Minitwins

RACE 10 - SECTOR ANALYSIS

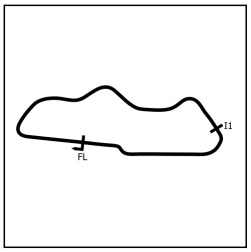

SECTOR 1 = FL to I1, SECTOR 2 = I1 to FL, DIFF = Difference To Personal Best Lap, P = Crossed Finish Line in Pit Lane, D = Time Disallowed

P6 33 Steve COSTIN — Suzuki SV650 - Sublime Designs / T.M Services/ ATP Motorspo

IDEAL LAP TIME : 1:17.173 BEST LAP TIME : 1:17.631 DIFFERENCE : 0.458

LAP	SECTOR 1	SECTOR 2	LAP TIME	MPH	DIFF	TIME OF DAY
1 -		27.457	1:21.314	87.61	3.683	15:45:39.595
2 -	***49.931***	27.700	***1:17.631 (1)***	***91.77***		***15:46:57.226***
3 -	51.200	27.660	1:18.860	90.34	1.229	15:48:16.086
4 -	51.222	***27.242***	1:18.464	90.80	0.833	15:49:34.550
5 -	50.893	27.334	1:18.227 (3)	91.07	0.596	15:50:52.777
6 -	51.104	27.819	1:18.923	90.27	1.292	15:52:11.700
7 -	50.468	27.368	1:17.836 (2)	91.53	0.205	15:53:29.536

P7 21 Toby FINNIS — Suzuki SV650R - Crawfords/ Tey Farm Systems/ Harlow Ag

IDEAL LAP TIME : 1:17.332 BEST LAP TIME : 1:17.332 DIFFERENCE : 0.000

LAP	SECTOR 1	SECTOR 2	LAP TIME	MPH	DIFF	TIME OF DAY
1 -		27.457	1:22.572	86.28	5.240	15:45:40.853
2 -	***50.025***	***27.307***	***1:17.332 (1)***	***92.13***		***15:46:58.185***
3 -	50.858	28.241	1:19.099	90.07	1.767	15:48:17.284
4 -	50.474	27.532	1:18.006 (2)	91.33	0.674	15:49:35.290
5 -	50.758	27.598	1:18.356	90.92	1.024	15:50:53.646
6 -	50.610	27.516	1:18.126 (3)	91.19	0.794	15:52:11.772
7 -	50.103	28.973	1:19.076	90.09	1.744	15:53:30.848

P8 27 Jack BETTIS — Suzuki SV 650 - NB Toolmaking

IDEAL LAP TIME : 1:19.344 BEST LAP TIME : 1:19.404 DIFFERENCE : 0.060

LAP	SECTOR 1	SECTOR 2	LAP TIME	MPH	DIFF	TIME OF DAY
1 -		27.891	1:24.245	84.57	4.841	15:45:42.526
2 -	51.881	27.719	1:19.600 (3)	89.50	0.196	15:47:02.126
3 -	51.967	28.179	1:20.146	88.89	0.742	15:48:22.272
4 -	52.127	27.853	1:19.980	89.08	0.576	15:49:42.252
5 -	51.792	***27.612***	***1:19.404 (1)***	***89.72***		***15:51:01.656***
6 -	***51.732***	27.821	1:19.553 (2)	89.55	0.149	15:52:21.209
7 -	51.919	27.854	1:19.773	89.31	0.369	15:53:40.982

P9 189 Sebastian BARAN — -

IDEAL LAP TIME : 1:19.334 BEST LAP TIME : 1:19.334 DIFFERENCE : 0.000

LAP	SECTOR 1	SECTOR 2	LAP TIME	MPH	DIFF	TIME OF DAY
1 -		27.938	1:23.930	84.88	4.596	15:45:42.211
2 -	51.725	28.058	1:19.783	89.30	0.449	15:47:01.994
3 -	52.276	28.059	1:20.335	88.68	1.001	15:48:22.329
4 -	52.298	28.030	1:20.328	88.69	0.994	15:49:42.657
5 -	***51.715***	***27.619***	***1:19.334 (1)***	***89.80***		***15:51:01.991***
6 -	51.752	27.746	1:19.498 (2)	89.62	0.164	15:52:21.489
7 -	51.902	27.687	1:19.589 (3)	89.51	0.255	15:53:41.078

P10 293 Leigh SMITH — Suzuki SV650 - Smiths Mechanical Support Ltd, Lamonde Autor

IDEAL LAP TIME : 1:19.054 BEST LAP TIME : 1:19.097 DIFFERENCE : 0.043

LAP	SECTOR 1	SECTOR 2	LAP TIME	MPH	DIFF	TIME OF DAY
1 -		28.410	1:26.466	82.39	7.369	15:45:44.747
2 -	52.138	28.094	1:20.232	88.80	1.135	15:47:04.979
3 -	51.832	28.252	1:20.084	88.96	0.987	15:48:25.063
4 -	52.450	27.866	1:20.316	88.70	1.219	15:49:45.379
5 -	52.455	***27.567***	1:20.022 (3)	89.03	0.925	15:51:05.401
6 -	51.837	27.601	1:19.438 (2)	89.68	0.341	15:52:24.839
7 -	***51.487***	27.610	***1:19.097 (1)***	***90.07***		***15:53:43.936***

Weather / Track : Cloudy / Dry

Donington Park National: 1.9790 miles
Date: 01/06/2024 Start: 15:44 Finish: 15:53

BMCRC - MRO Championships 2024 - Rnd 4 @ Donington National

MRO Minitwins

RACE 10 - SECTOR ANALYSIS

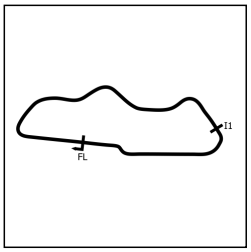

SECTOR 1 = FL to I1, SECTOR 2 = I1 to FL, DIFF = Difference To Personal Best Lap, P = Crossed Finish Line in Pit Lane, D = Time Disallowed

P11 34 Andrew JOHNSON Suzuki SV650 - Rose & Charlie Racing

IDEAL LAP TIME : 1:19.508 BEST LAP TIME : 1:19.542 DIFFERENCE : 0.034

LAP	SECTOR 1	SECTOR 2	LAP TIME	MPH	DIFF	TIME OF DAY
1 -		27.837	1:24.908	83.90	5.366	15:45:43.189
2 -	52.392	27.973	1:20.365	88.65	0.823	15:47:03.554
3 -	53.002	28.191	1:21.193	87.74	1.651	15:48:24.747
4 -	52.529	27.801	1:20.330	88.69	0.788	15:49:45.077
5 -	52.092	27.573	1:19.665 (2)	89.43	0.123	15:51:04.742
6 -	***52.007***	27.887	1:19.894 (3)	89.17	0.352	15:52:24.636
7 -	52.041	***27.501***	***1:19.542 (1)***	***89.57***		***15:53:44.178***

P12 15 James SVENSEN Suzuki SV650S - Team TSR - HCL - RG Racing

IDEAL LAP TIME : 1:19.640 BEST LAP TIME : 1:19.692 DIFFERENCE : 0.052

LAP	SECTOR 1	SECTOR 2	LAP TIME	MPH	DIFF	TIME OF DAY
1 -		28.248	1:25.185	83.63	5.493	15:45:43.466
2 -	52.466	28.239	1:20.705	88.28	1.013	15:47:04.171
3 -	52.170	28.548	1:20.718	88.26	1.026	15:48:24.889
4 -	52.093	28.289	1:20.382 (3)	88.63	0.690	15:49:45.271
5 -	52.220	28.236	1:20.456	88.55	0.764	15:51:05.727
6 -	***51.762***	27.930	***1:19.692 (1)***	***89.40***		***15:52:25.419***
7 -	51.814	***27.878***	***1:19.692 (1)***	***89.40***		***15:53:45.111***

P13 99 Lee ELLIS Suzuki SV650 -

IDEAL LAP TIME : 1:19.629 BEST LAP TIME : 1:19.629 DIFFERENCE : 0.000

LAP	SECTOR 1	SECTOR 2	LAP TIME	MPH	DIFF	TIME OF DAY
1 -		28.465	1:26.021	82.82	6.392	15:45:44.302
2 -	52.967	28.229	1:21.196	87.74	1.567	15:47:05.498
3 -	52.046	28.391	1:20.437	88.57	0.808	15:48:25.935
4 -	51.883	28.312	1:20.195 (3)	88.84	0.566	15:49:46.130
5 -	52.049	28.331	1:20.380	88.63	0.751	15:51:06.510
6 -	51.858	28.034	1:19.892 (2)	89.17	0.263	15:52:26.402
7 -	***51.627***	***28.002***	***1:19.629 (1)***	***89.47***		***15:53:46.031***

P14 145 Bradley CATLING Suzuki SV650 - Electric avenue Leeds Ltd

IDEAL LAP TIME : 1:19.695 BEST LAP TIME : 1:20.020 DIFFERENCE : 0.325

LAP	SECTOR 1	SECTOR 2	LAP TIME	MPH	DIFF	TIME OF DAY
1 -		28.809	1:28.812	80.22	8.792	15:45:47.093
2 -	53.918	28.251	1:22.169	86.70	2.149	15:47:09.262
3 -	***51.759***	28.261	***1:20.020 (1)***	***89.03***		***15:48:29.282***
4 -	52.345	***27.936***	1:20.281	88.74	0.261	15:49:49.563
5 -	52.050	28.124	1:20.174 (2)	88.86	0.154	15:51:09.737
6 -	52.188	28.043	1:20.231 (3)	88.80	0.211	15:52:29.968
7 -	52.286	27.988	1:20.274	88.75	0.254	15:53:50.242

P15 111 Freddie BATE Suzuki SV650 - hartjay

IDEAL LAP TIME : 1:20.766 BEST LAP TIME : 1:21.018 DIFFERENCE : 0.252

LAP	SECTOR 1	SECTOR 2	LAP TIME	MPH	DIFF	TIME OF DAY
1 -		28.921	1:29.478	79.62	8.460	15:45:47.759
2 -	53.780	29.183	1:22.963	85.87	1.945	15:47:10.722
3 -	***52.320***	29.101	1:21.421 (3)	87.50	0.403	15:48:32.143
4 -	52.933	28.952	1:21.885	87.00	0.867	15:49:54.028
5 -	52.444	28.574	***1:21.018 (1)***	***87.93***		***15:51:15.046***
6 -	52.820	28.632	1:21.452	87.47	0.434	15:52:36.498
7 -	52.869	***28.446***	1:21.315 (2)	87.61	0.297	15:53:57.813

Weather / Track : Cloudy / Dry

Donington Park National: 1.9790 miles
Date: 01/06/2024 Start: 15:44 Finish: 15:53

BMCRC - MRO Championships 2024 - Rnd 4 @ Donington National

MRO Minitwins

RACE 10 - SECTOR ANALYSIS

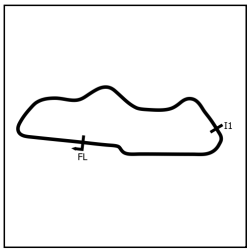

SECTOR 1 = FL to I1, SECTOR 2 = I1 to FL, DIFF = Difference To Personal Best Lap, P = Crossed Finish Line in Pit Lane, D = Time Disallowed

P16 67 Simon HARVEY Suzuki SV650 - Retirement Fund Racing

IDEAL LAP TIME : 1:20.958 BEST LAP TIME : 1:20.958 DIFFERENCE : 0.000

LAP	SECTOR 1	SECTOR 2	LAP TIME	MPH	DIFF	TIME OF DAY
1 -		28.898	1:28.720	80.30	7.762	15:45:47.001
2 -	53.896	28.830	1:22.726	86.12	1.768	15:47:09.727
3 -	52.594	28.805	1:21.399 (3)	87.52	0.441	15:48:31.126
4 -	***52.530***	***28.428***	***1:20.958 (1)***	***88.00***		***15:49:52.084***
5 -	53.659	28.958	1:22.617	86.23	1.659	15:51:14.701
6 -	53.358	28.678	1:22.036	86.84	1.078	15:52:36.737
7 -	52.689	28.612	1:21.301 (2)	87.63	0.343	15:53:58.038

P17 74 Daniel BLACK Suzukis SV650 - DAD

IDEAL LAP TIME : 1:21.087 BEST LAP TIME : 1:21.150 DIFFERENCE : 0.063

LAP	SECTOR 1	SECTOR 2	LAP TIME	MPH	DIFF	TIME OF DAY
1 -		28.725	1:27.303	81.60	6.153	15:45:45.584
2 -	53.257	28.587	1:21.844	87.05	0.694	15:47:07.428
3 -	53.329	29.064	1:22.393	86.47	1.243	15:48:29.821
4 -	52.844	28.820	1:21.664 (3)	87.24	0.514	15:49:51.485
5 -	54.079	30.115	1:24.194	84.62	3.044	15:51:15.679
6 -	53.076	***28.443***	1:21.519 (2)	87.39	0.369	15:52:37.198
7 -	***52.644***	28.506	***1:21.150 (1)***	***87.79***		***15:53:58.348***

P18 62 James KING Suzuki SV650 - King and Drury construction

IDEAL LAP TIME : 1:20.677 BEST LAP TIME : 1:20.677 DIFFERENCE : 0.000

LAP	SECTOR 1	SECTOR 2	LAP TIME	MPH	DIFF	TIME OF DAY
1 -		29.010	1:28.533	80.47	7.856	15:45:46.814
2 -	55.206	28.969	1:24.175	84.64	3.498	15:47:10.989
3 -	53.183	28.765	1:21.948	86.94	1.271	15:48:32.937
4 -	52.522	28.654	1:21.176 (2)	87.76	0.499	15:49:54.113
5 -	53.287	28.605	1:21.892 (3)	87.00	1.215	15:51:16.005
6 -	53.387	28.649	1:22.036	86.84	1.359	15:52:38.041
7 -	***52.265***	***28.412***	***1:20.677 (1)***	***88.31***		***15:53:58.718***

P19 40 Simon WILKINSON Suzuki SV650 -

IDEAL LAP TIME : 1:22.552 BEST LAP TIME : 1:22.560 DIFFERENCE : 0.008

LAP	SECTOR 1	SECTOR 2	LAP TIME	MPH	DIFF	TIME OF DAY
1 -		29.172	1:30.075	79.09	7.515	15:45:48.356
2 -	54.067	29.146	1:23.213	85.61	0.653	15:47:11.569
3 -	54.016	29.210	1:23.226	85.60	0.666	15:48:34.795
4 -	54.101	29.154	1:23.255	85.57	0.695	15:49:58.050
5 -	***53.686***	29.317	1:23.003 (3)	85.83	0.443	15:51:21.053
6 -	53.883	28.995	1:22.878 (2)	85.96	0.318	15:52:43.931
7 -	53.694	***28.866***	***1:22.560 (1)***	***86.29***		***15:54:06.491***

P20 70 Colin HALL Suzuki SV 650 -

IDEAL LAP TIME : 1:22.340 BEST LAP TIME : 1:22.534 DIFFERENCE : 0.194

LAP	SECTOR 1	SECTOR 2	LAP TIME	MPH	DIFF	TIME OF DAY
1 -		29.371	1:30.631	78.61	8.097	15:45:48.912
2 -	53.718	29.434	1:23.152	85.68	0.618	15:47:12.064
3 -	54.223	29.264	1:23.487	85.33	0.953	15:48:35.551
4 -	54.234	***28.765***	1:22.999	85.84	0.465	15:49:58.550
5 -	***53.575***	29.192	1:22.767 (3)	86.08	0.233	15:51:21.317
6 -	53.838	28.888	1:22.726 (2)	86.12	0.192	15:52:44.043
7 -	53.713	28.821	***1:22.534 (1)***	***86.32***		***15:54:06.577***

BMCRC - MRO Championships 2024 - Rnd 4 @ Donington National

MRO Minitwins

RACE 10 - SECTOR ANALYSIS

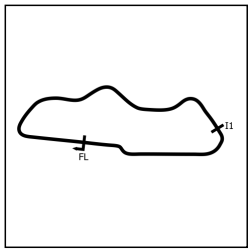

SECTOR 1 = FL to I1, SECTOR 2 = I1 to FL, DIFF = Difference To Personal Best Lap, P = Crossed Finish Line in Pit Lane, D = Time Disallowed

P21 47 Tristan BOHANAN SUZUKI SV 650 -

IDEAL LAP TIME : 1:22.417 BEST LAP TIME : 1:22.571 DIFFERENCE : 0.154

LAP	SECTOR 1	SECTOR 2	LAP TIME	MPH	DIFF	TIME OF DAY
1 -		29.524	1:31.021	78.27	8.450	15:45:49.302
2 -	53.573	29.426	1:22.999 (3)	85.84	0.428	15:47:12.301
3 -	53.921	29.223	1:23.144	85.69	0.573	15:48:35.445
4 -	53.537	29.462	1:22.999 (3)	85.84	0.428	15:49:58.444
5 -	***53.387***	29.329	1:22.716 (2)	86.13	0.145	15:51:21.160
6 -	54.090	29.192	1:23.282	85.54	0.711	15:52:44.442
7 -	53.541	***29.030***	***1:22.571 (1)***	***86.28***		***15:54:07.013***

P22 777 Richard HIRST - Northern garage conversion

IDEAL LAP TIME : 1:23.983 BEST LAP TIME : 1:23.983 DIFFERENCE : 0.000

LAP	SECTOR 1	SECTOR 2	LAP TIME	MPH	DIFF	TIME OF DAY
1 -		30.295	1:33.321	76.34	9.338	15:45:51.602
2 -	55.161	29.625	1:24.786	84.03	0.803	15:47:16.388
3 -	54.891	29.388	1:24.279 (2)	84.53	0.296	15:48:40.667
4 -	55.134	29.327	1:24.461	84.35	0.478	15:50:05.128
5 -	55.223	29.520	1:24.743	84.07	0.760	15:51:29.871
6 -	55.058	29.375	1:24.433 (3)	84.38	0.450	15:52:54.304
7 -	***54.806***	***29.177***	***1:23.983 (1)***	***84.83***		***15:54:18.287***

P23 69 Jack GRIFFITHS Suzuki SV650 - JOE'S CARPETS, ATP RACING

IDEAL LAP TIME : 1:25.092 BEST LAP TIME : 1:25.139 DIFFERENCE : 0.047

LAP	SECTOR 1	SECTOR 2	LAP TIME	MPH	DIFF	TIME OF DAY
1 -		30.153	1:34.281	75.56	9.142	15:45:52.562
2 -	56.723	30.576	1:27.299	81.61	2.160	15:47:19.861
3 -	55.556	30.028	1:25.584 (3)	83.24	0.445	15:48:45.445
4 -	55.385	***29.824***	1:25.209 (2)	83.61	0.070	15:50:10.654
5 -	55.471	30.205	1:25.676	83.15	0.537	15:51:36.330
6 -	***55.268***	29.871	***1:25.139 (1)***	***83.68***		***15:53:01.469***
7 -	55.396	31.033	1:26.429	82.43	1.290	15:54:27.898

P24 818 Ben RICHARDS Suzuki SV650 - No farmers No Food

IDEAL LAP TIME : 1:23.920 BEST LAP TIME : 1:23.986 DIFFERENCE : 0.066

LAP	SECTOR 1	SECTOR 2	LAP TIME	MPH	DIFF	TIME OF DAY
1 -		29.724	1:41.985	69.85	17.999	15:46:00.266
2 -	54.799	29.720	1:24.519	84.29	0.533	15:47:24.785
3 -	54.770	29.699	1:24.469 (3)	84.34	0.483	15:48:49.254
4 -	***54.483***	29.657	1:24.140 (2)	84.67	0.154	15:50:13.394
5 -	54.549	***29.437***	***1:23.986 (1)***	***84.83***		***15:51:37.380***
6 -	54.880	29.643	1:24.523	84.29	0.537	15:53:01.903
7 -	55.141	30.961	1:26.102	82.74	2.116	15:54:28.005

P25 51 Andrew DURANT Suzuki SV650 -

IDEAL LAP TIME : 1:26.610 BEST LAP TIME : 1:26.862 DIFFERENCE : 0.252

LAP	SECTOR 1	SECTOR 2	LAP TIME	MPH	DIFF	TIME OF DAY
1 -		31.096	1:33.948	75.83	7.086	15:45:52.229
2 -	56.866	30.972	1:27.838	81.11	0.976	15:47:20.067
3 -	56.423	***30.439***	***1:26.862 (1)***	***82.02***		***15:48:46.929***
4 -	56.456	30.705	1:27.161	81.74	0.299	15:50:14.090
5 -	***56.171***	30.856	1:27.027 (2)	81.86	0.165	15:51:41.117
6 -	56.624	30.536	1:27.160 (3)	81.74	0.298	15:53:08.277
7 -	57.155	30.804	1:27.959	80.99	1.097	15:54:36.236

BMCRC - MRO Championships 2024 - Rnd 4 @ Donington National

MRO Minitwins

RACE 10 - SECTOR ANALYSIS

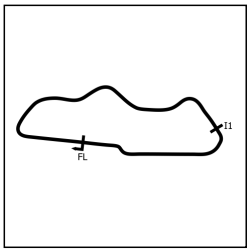

SECTOR 1 = FL to I1, SECTOR 2 = I1 to FL, DIFF = Difference To Personal Best Lap, P = Crossed Finish Line in Pit Lane, D = Time Disallowed

P26 **281** **Daniel FARLEY** Suzuki SV650 - F-TECH FIRE & ELECTRICAL LTD

IDEAL LAP TIME : 1:23.781 BEST LAP TIME : 1:23.781 DIFFERENCE : 0.000

LAP	SECTOR 1	SECTOR 2	LAP TIME	MPH	DIFF	TIME OF DAY
1 -		29.447	1:31.603	77.77	7.822	15:45:49.884
2 -	***54.428***	***29.353***	***1:23.781*** **(1)**	***85.03***		***15:47:13.665***
3 -	54.722	29.485	1:24.207 **(3)**	84.60	0.426	15:48:37.872
4 -	54.457	29.631	1:24.088 **(2)**	84.72	0.307	15:50:01.960
5 -	58.517	IN PIT	1:42.695 **P**	69.37	18.914	15:51:44.655

P27 **115** **Brian MAHER** Suzuki SV650 - Spraytech /Espresso Solutions

IDEAL LAP TIME : 1:19.980 BEST LAP TIME : 1:20.194 DIFFERENCE : 0.214

LAP	SECTOR 1	SECTOR 2	LAP TIME	MPH	DIFF	TIME OF DAY
1 -		***27.948***	1:23.376	85.45	3.182	15:45:41.657
2 -	***52.032***	28.162	***1:20.194*** **(1)**	***88.84***		***15:47:01.851***

Weather / Track : Cloudy / Dry

Donington Park National: 1.9790 miles
Date: 01/06/2024 Start: 15:44 Finish: 15:53

BMCRC - MRO Championships 2024 - Rnd 4 @ Donington National

MRO Minitwins

RACE 10 - BEST SECTORS

SECTOR 1				SECTOR 2			IDEAL / BEST COMPARISON					
POS	NO	NAME	TIME	NO	NAME	TIME	POS	NO	NAME	IDEAL	BEST	DIFF
									PERFECT LAP	1:15.143		
1	22	DOWDS	48.692	333	LINDEMANN	26.451	1	333	LINDEMANN	1:15.291	1:15.413	0.122
2	333	LINDEMANN	48.840	22	DOWDS	26.722	2	22	DOWDS	1:15.414	1:15.487	0.073
3	1	TWYFORD	49.049	1	TWYFORD	26.800	3	1	TWYFORD	1:15.849	1:15.849	0.000
4	19	LILLEY	49.855	3	ARBON	27.240	4	33	COSTIN	1:17.173	1:17.631	0.458
5	33	COSTIN	49.931	33	COSTIN	27.242	5	3	ARBON	1:17.264	1:17.485	0.221
6	3	ARBON	50.024	21	FINNIS	27.307	6	21	FINNIS	1:17.332	1:17.332	0.000
7	21	FINNIS	50.025	19	LILLEY	27.478	7	19	LILLEY	1:17.333	1:17.333	0.000
8	293	SMITH	51.487	34	JOHNSON	27.501	8	293	SMITH	1:19.054	1:19.097	0.043
9	99	ELLIS	51.627	293	SMITH	27.567	9	189	BARAN	1:19.334	1:19.334	0.000
10	189	BARAN	51.715	27	BETTIS	27.612	10	27	BETTIS	1:19.344	1:19.404	0.060
11	27	BETTIS	51.732	189	BARAN	27.619	11	34	JOHNSON	1:19.508	1:19.542	0.034
12	145	CATLING	51.759	15	SVENSEN	27.878	12	99	ELLIS	1:19.629	1:19.629	0.000
13	15	SVENSEN	51.762	145	CATLING	27.936	13	15	SVENSEN	1:19.640	1:19.692	0.052
14	34	JOHNSON	52.007	115	MAHER	27.948	14	145	CATLING	1:19.695	1:20.020	0.325
15	115	MAHER	52.032	99	ELLIS	28.002	15	115	MAHER	1:19.980	1:20.194	0.214
16	62	KING	52.265	62	KING	28.412	16	62	KING	1:20.677	1:20.677	0.000
17	111	BATE	52.320	67	HARVEY	28.428	17	111	BATE	1:20.766	1:21.018	0.252
18	67	HARVEY	52.530	74	BLACK	28.443	18	67	HARVEY	1:20.958	1:20.958	0.000
19	74	BLACK	52.644	111	BATE	28.446	19	74	BLACK	1:21.087	1:21.150	0.063
20	47	BOHANAN	53.387	70	HALL	28.765	20	70	HALL	1:22.340	1:22.534	0.194
21	70	HALL	53.575	40	WILKINSON	28.866	21	47	BOHANAN	1:22.417	1:22.571	0.154
22	40	WILKINSON	53.686	47	BOHANAN	29.030	22	40	WILKINSON	1:22.552	1:22.560	0.008
23	281	FARLEY	54.428	777	HIRST	29.177	23	281	FARLEY	1:23.781	1:23.781	0.000
24	818	RICHARDS	54.483	281	FARLEY	29.353	24	818	RICHARDS	1:23.920	1:23.986	0.066
25	777	HIRST	54.806	818	RICHARDS	29.437	25	777	HIRST	1:23.983	1:23.983	0.000
26	69	GRIFFITHS	55.268	69	GRIFFITHS	29.824	26	69	GRIFFITHS	1:25.092	1:25.139	0.047
27	51	DURANT	56.171	51	DURANT	30.439	27	51	DURANT	1:26.610	1:26.862	0.252

Weather / Track : Cloudy / Dry

Donington Park National: 1.9790 miles
Date: 01/06/2024 Start: 15:44 Finish: 15:53

Results can be found at www.tsl-timing.com

Printed - 15:59 Saturday, 01 June 2024

BMCRC - MRO Championships 2024 - Rnd 4 @ Donington National

MRO Minitwins

RACE 10 - STATISTICS

Competitors Started	27
Planned Start	2024-06-01 @ 15:15:00.000
Actual Start	2024-06-01 @ 15:44:18.280
Finish Time	2024-06-01 @ 15:53:14.425
Track Length	1.9790mi.
Total Laps	182
Total Distance Covered	360.1902mi.

Session Fastest Lap History

NO	NAME	LAP TIME	TIME OF DAY	LAP	VEHICLE
1	**David TWYFORD**	**1:16.423**	15:46:54.432	2	Suzuki SV650
1	**David TWYFORD**	**1:16.124**	15:48:10.557	3	Suzuki SV650
1	**David TWYFORD**	**1:15.849**	15:49:26.406	4	Suzuki SV650
333	**David LINDEMANN**	**1:15.413**	15:50:43.093	5	Suzuki SV650

Session Leader History

NO	NAME	FROM LAP	LAPS LED	DISTANCE	VEHICLE
1	**David TWYFORD**	1	5	9.85 miles	Suzuki SV650
333	**David LINDEMANN**	6	2	3.95 miles	Suzuki SV650

Flag History

TYPE	TIME OF DAY
GREEN	15:44:18.280
FINISH	15:53:14.425

Flag Statistics

TYPE	COUNT	TOTAL LAPS	TOTAL TIME
Green	1	7	10:22.955
Red	0	0	0.000
Safety Car	0	0	0.000
FCY	0	0	0.000

Weather / Track : Cloudy / Dry

Donington Park National: 1.9790 miles
Date: 01/06/2024 Start: 15:44 Finish: 15:53

Results can be found at www.tsl-timing.com

Printed - 15:59 Saturday, 01 June 2024

BMCRC - MRO Championships 2024 - Rnd 4 @ Donington National

MRO Minitwins

RACE 21 - GRID (6 Laps)

ROW 10					28	81	Malvern MAY	
ROW 9	27	51	Andrew DURANT	1:26.862	26	69	Jack GRIFFITHS	1:25.139
	25	818	Ben RICHARDS	1:23.986				
ROW 8	24	777	Richard HIRST	1:23.983	23	281	Daniel FARLEY	1:23.781
	22	47	Tristan BOHANAN	1:22.571				
ROW 7	21	40	Simon WILKINSON	1:22.560	20	70	Colin HALL	1:22.534
	19	74	Daniel BLACK	1:21.150				
ROW 6	18	111	Freddie BATE	1:21.018	17	67	Simon HARVEY	1:20.958
	16	62	James KING	1:20.677				
ROW 5	15	115	Brian MAHER	1:20.194	14	145	Bradley CATLING	1:20.020
	13	15	James SVENSEN	1:19.692				
ROW 4	12	99	Lee ELLIS	1:19.629	11	34	Andrew JOHNSON	1:19.542
	10	27	Jack BETTIS	1:19.404				
ROW 3	9	189	Sebastian BARAN	1:19.334	8	293	Leigh SMITH	1:19.097
	7	33	Steve COSTIN	1:17.631				
ROW 2	6	3	Oliver ARBON	1:17.485	5	19	Kevin LILLEY	1:17.333
	4	21	Toby FINNIS	1:17.332				
ROW 1	3	1	David TWYFORD	1:15.849	2	22	Darren DOWDS	1:15.487
	1	333	David LINDEMANN	1:15.413				

Pole

These results are provisional until the conclusion of any judicial and technical matters.

Donington Park National: 1.9790 miles

Clerk Of Course:	Stewards:	Timekeeper: Craig Smith	

Results can be found at www.tsl-timing.com

Printed - 16:00 Saturday, 01 June 2024

BMCRC - MRO Championships 2024 - Rnd 4 @ Donington National

MRO Minitwins

RACE 21 - CLASSIFICATION

Race Distance: 6 Laps / 11.87 miles

POS	NO	NAME	ENTRY	LAPS	TIME	GAP	DIFF	MPH	BEST	ON	GRD	↑↓
1	1	David TWYFORD	Suzuki SV650 - IMP Racing, MHP, Chris Cowan	6	7:37.838			93.07	1:15.317	5	3	2
2	333	David LINDEMANN	Suzuki SV650 - Giraffe Decorators	6	7:40.157	2.319	2.319	92.60	1:15.398	4	1	-1
3	3	Oliver ARBON	Suzuki SV650 - TT Plumbing & Heating	6	7:50.262	12.424	10.105	90.61	1:17.264	2	6	3
4	33	Steve COSTIN	Suzuki SV650 - Sublime Designs / T.M Services/ ATP Motors	6	7:50.737	12.899	0.475	90.52	1:17.075	2	7	3
5	19	Kevin LILLEY	SUZUKI SV650 - Trafalgar Cleaning Eqpt. / Steve Jordan Mc	6	7:51.041	13.203	0.304	90.46	1:17.567	2	5	0
6	21	Toby FINNIS	Suzuki SV650R - Crawfords/ Tey Farm Systems/ Harlow Ag	6	7:56.868	19.030	5.827	89.35	1:18.284	5	4	-2
7	27	Jack BETTIS	Suzuki SV 650 - NB Toolmaking	6	7:57.912	20.074	1.044	89.16	1:18.438	5	10	3
8	189	Sebastian BARAN	-	6	7:58.044	20.206	0.132	89.13	1:18.485	6	9	1
9	115	Brian MAHER	Suzuki SV650 - Spraytech /Espresso Solutions	6	8:04.666	26.828	6.622	87.91	1:19.449	4	15	6
10	145	Bradley CATLING	Suzuki SV650 - Electric avenue Leeds Ltd	6	8:06.357	28.519	1.691	87.61	1:19.098	3	14	4
11	293	Leigh SMITH	Suzuki SV650 - Smiths Mechanical Support Ltd, Lamonde Au	6	8:07.052	29.214	0.695	87.48	1:19.735	2	8	-3
12	15	James SVENSEN	Suzuki SV650S - Team TSR - HCL - RG Racing	6	8:08.003	30.165	0.951	87.31	1:20.272	5	13	1
13	111	Freddie BATE	Suzuki SV650 - hartjay	6	8:10.134	32.296	2.131	86.93	1:19.998	4	18	5
14	99	Lee ELLIS	Suzuki SV650 -	6	8:10.412	32.574	0.278	86.88	1:20.061	4	12	-2
15	34	Andrew JOHNSON	Suzuki SV650 - Rose & Charlie Racing	6	8:10.722	32.884	0.310	86.83	1:20.023	6	11	-4
16	67	Simon HARVEY	Suzuki SV650 - Retirement Fund Racing	6	8:19.833	41.995	9.111	85.25	1:22.026	6	17	1
17	70	Colin HALL	Suzuki SV 650 -	6	8:22.645	44.807	2.812	84.77	1:22.322	6	20	3
18	74	Daniel BLACK	Suzukis SV650 - DAD	6	8:23.087	45.249	0.442	84.69	1:22.081	4	19	1
19	40	Simon WILKINSON	Suzuki SV650 -	6	8:23.616	45.778	0.529	84.61	1:22.269	6	21	2
20	47	Tristan BOHANAN	SUZUKI SV 650 -	6	8:30.733	52.895	7.117	83.43	1:23.253	4	22	2
21	281	Daniel FARLEY	Suzuki SV650 - F-TECH FIRE & ELECTRICAL LTD	6	8:31.036	53.198	0.303	83.38	1:22.974	4	23	2
22	69	Jack GRIFFITHS	Suzuki SV650 - JOE'S CARPETS, ATP RACING	6	8:38.155	1:00.317	7.119	82.23	1:24.451	4	26	4
23	777	Richard HIRST	- Northern garage conversion	6	8:38.367	1:00.529	0.212	82.20	1:23.834	6	24	1
24	818	Ben RICHARDS	Suzuki SV650 - No farmers No Food	6	8:50.911	1:13.073	12.544	80.26	1:25.035	3	25	1
25	51	Andrew DURANT	Suzuki SV650 -	6	9:01.729	1:23.891	10.818	78.65	1:27.723	2	27	2
			NOT CLASSIFIED									
DNF	22	Darren DOWDS	Suzuki SV 650 - sublime dsg Ltd	4	5:07.214	2 Laps	2 Laps	92.32	1:15.574	4	2	

FASTEST LAP

1	David TWYFORD	Suzuki SV650 - IMP Racing, MHP, Chris Cowan	5	1:15.317	94.59 mph	152.23 kph

Comments:
92.5% of Race Speed = 86.08 mph

Weather / Track : Sunny / Dry
These results are provisional until the conclusion of any judicial and technical matters.

Date: 02/06/2024 Start: 09:27 Finish: 09:34
Donington Park National: 1.9790 miles

Clerk Of Course:	Stewards:	Timekeeper: Craig Smith	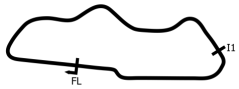

Results can be found at www.tsl-timing.com

Printed - 09:37 Sunday, 02 June 2024

BMCRC - MRO Championships 2024 - Rnd 4 @ Donington National

MRO Minitwins

RACE 21 - LAP CHART

LAP 1 @ 09:28:36.355

NO	BEHIND	LAP TIME
1		1:19.267
22	0.505	1:19.772
333	0.797	1:20.064
33	1.056	1:20.323
3	1.765	1:21.032
19	2.358	1:21.625
27	3.949	1:23.216
21	4.109	1:23.376
189	4.496	1:23.763
15	5.211	1:24.478
115	6.166	1:25.433
293	6.673	1:25.940
34	7.151	1:26.418
145	7.559	1:26.826
99	7.643	1:26.910
67	8.639	1:27.906
111	9.027	1:28.294
70	9.762	1:29.029
74	10.251	1:29.518
40	10.533	1:29.800
47	11.817	1:31.084
281	11.999	1:31.266
777	13.404	1:32.671
818	13.661	1:32.928
69	13.808	1:33.075
51	15.254	1:34.521

LAP 2 @ 09:29:52.440

NO	BEHIND	LAP TIME
1		1:16.085
22	0.403	1:15.983
333	0.944	1:16.232
33	2.046	1:17.075
3	2.944	1:17.264
19	3.840	1:17.567
27	7.034	1:19.170
21	7.289	1:19.265
189	7.863	1:19.452
15	9.416	1:20.290
115	9.969	1:19.888
293	10.323	1:19.735
145	11.768	1:20.294
34	12.319	1:21.253
99	12.639	1:21.081
111	13.952	1:21.010
67	14.715	1:22.161
70	16.497	1:22.820
74	17.381	1:23.215
40	17.850	1:23.402
47	19.815	1:24.083
281	20.127	1:24.213
777	22.351	1:25.032
69	23.180	1:25.457
51	26.892	1:27.723
818	32.793	1:35.217

LAP 3 @ 09:31:08.359

NO	BEHIND	LAP TIME
1		1:15.919
22	0.369	1:15.885
333	0.717	1:15.692
3	4.762	1:17.737
33	4.902	1:18.775
19	6.211	1:18.290
27	10.138	1:19.023
21	10.285	1:18.915
189	10.571	1:18.627
115	13.929	1:19.879
15	14.040	1:20.543
293	14.315	1:19.911
145	14.947	1:19.098
34	16.916	1:20.516
99	17.496	1:20.776
111	18.128	1:20.095
67	21.151	1:22.355
70	23.217	1:22.639
74	24.768	1:23.306
40	25.046	1:23.115
47	27.310	1:23.414
281	27.926	1:23.718
777	31.458	1:25.026
69	31.717	1:24.456
51	40.205	1:29.232
818	41.909	1:25.035

LAP 4 @ 09:32:24.107

NO	BEHIND	LAP TIME
1		1:15.748
22	0.195	1:15.574
333	0.367	1:15.398
3	7.114	1:18.100
33	7.318	1:18.164
19	8.258	1:17.795
21	13.003	1:18.466
27	13.331	1:18.941
189	13.717	1:18.894
115	17.630	1:19.449
15	19.529	1:21.237
145	19.661	1:20.462
293	19.948	1:21.381
99	21.809	1:20.061
111	22.378	1:19.998
34	22.604	1:21.436
67	27.617	1:22.214
70	30.336	1:22.867
74	31.101	1:22.081
40	31.721	1:22.423
47	34.815	1:23.253
281	35.152	1:22.974
69	40.420	1:24.451
777	41.990	1:26.280
818	52.294	1:26.133
51	53.986	1:29.529

LAP 5 @ 09:33:39.424

NO	BEHIND	LAP TIME
1		1:15.317
333	0.958	1:15.908
33	9.897	1:17.896
3	9.983	1:18.186
19	10.771	1:17.830
21	15.970	1:18.284
27	16.452	1:18.438
189	17.223	1:18.823
115	22.067	1:19.754
15	24.484	1:20.272
145	24.584	1:20.240
293	24.834	1:20.203
99	26.965	1:20.473
111	27.348	1:20.287
34	28.363	1:21.076
67	35.471	1:23.171
70	37.987	1:22.968
74	38.526	1:22.742
40	39.011	1:22.607
47	43.866	1:24.368
281	45.246	1:25.411
69	50.911	1:25.808
777	52.197	1:25.524
818	1:03.054	1:26.077
51	1:09.222	1:30.553

LAP 6 @ 09:34:54.926

NO	BEHIND	LAP TIME
1		1:15.502
333	2.319	1:16.863
3	12.424	1:17.943
33	12.899	1:18.504
19	13.203	1:17.934
21	19.030	1:18.562
27	20.074	1:19.124
189	20.206	1:18.485
115	26.828	1:20.263
145	28.519	1:19.437
293	29.214	1:19.882
15	30.165	1:21.183
111	32.296	1:20.450
99	32.574	1:21.111
34	32.884	1:20.023
67	41.995	1:22.026
70	44.807	1:22.322
74	45.249	1:22.225
40	45.778	1:22.269
47	52.895	1:24.531
281	53.198	1:23.454
69	1:00.317	1:24.908
777	1:00.529	1:23.834
818	1:13.073	1:25.521
51	1:23.891	1:30.171

Weather / Track : Sunny / Dry

Donington Park National: 1.9790 miles
Date: 02/06/2024 Start: 09:27 Finish: 09:34

Results can be found at www.tsl-timing.com

Printed - 09:36 Sunday, 02 June 2024

BMCRC - MRO Championships 2024 - Rnd 4 @ Donington National

MRO Minitwins

RACE 21 - POSITION CHART

		Lap	1	2	3	4	5	6
No	Name	Pos						
333	LINDEMANN	1	1	1	1	1	1	1
22	DOWDS	2	22	22	22	22	333	333
1	TWYFORD	3	333	333	333	333	33	3
21	FINNIS	4	33	33	3	3	3	33
19	LILLEY	5	3	3	33	33	19	19
3	ARBON	6	19	19	19	19	21	21
33	COSTIN	7	27	27	27	21	27	27
293	SMITH	8	21	21	21	27	189	189
189	BARAN	9	189	189	189	189	115	115
27	BETTIS	10	15	15	115	115	15	145
34	JOHNSON	11	115	115	15	15	145	293
99	ELLIS	12	293	293	293	145	293	15
15	SVENSEN	13	34	145	145	293	99	111
145	CATLING	14	145	34	34	99	111	99
115	MAHER	15	99	99	99	111	34	34
67	HARVEY	16	67	111	111	34	67	67
111	BATE	17	111	67	67	67	70	70
74	BLACK	18	70	70	70	70	74	74
70	HALL	19	74	74	74	74	40	40
40	WILKINSON	20	40	40	40	40	47	47
47	BOHANAN	21	47	47	47	47	281	281
281	FARLEY	22	281	281	281	281	69	69
777	HIRST	23	777	777	777	69	777	777
818	RICHARDS	24	818	69	69	777	818	818
69	GRIFFITHS	25	69	51	51	818	51	51
51	DURANT	26	51	818	818	51		

Weather / Track : Sunny / Dry

Donington Park National: 1.9790 miles
Date: 02/06/2024 Start: 09:27 Finish: 09:34

Results can be found at www.tsl-timing.com

Printed - 09:37 Sunday, 02 June 2024

BMCRC - MRO Championships 2024 - Rnd 4 @ Donington National

MRO Minitwins

RACE 21 - SECTOR ANALYSIS

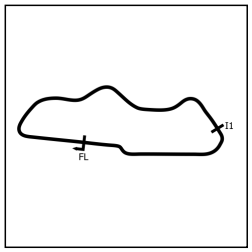

SECTOR 1 = FL to I1, SECTOR 2 = I1 to FL, DIFF = Difference To Personal Best Lap, P = Crossed Finish Line in Pit Lane, D = Time Disallowed

P1 1 David TWYFORD Suzuki SV650 - IMP Racing, MHP, Chris Cowan

IDEAL LAP TIME : 1:15.317 BEST LAP TIME : 1:15.317 DIFFERENCE : 0.000

LAP	SECTOR 1	SECTOR 2	LAP TIME	MPH	DIFF	TIME OF DAY
1 -		26.993	1:19.267	89.88	3.950	09:28:36.355
2 -	49.101	26.984	1:16.085	93.64	0.768	09:29:52.440
3 -	48.850	27.069	1:15.919	93.84	0.602	09:31:08.359
4 -	48.715	27.033	1:15.748 (3)	94.05	0.431	09:32:24.107
5 -	***48.654***	***26.663***	***1:15.317 (1)***	***94.59***		***09:33:39.424***
6 -	48.797	26.705	1:15.502 (2)	94.36	0.185	09:34:54.926

P2 333 David LINDEMANN Suzuki SV650 - Giraffe Decorators

IDEAL LAP TIME : 1:15.278 BEST LAP TIME : 1:15.398 DIFFERENCE : 0.120

LAP	SECTOR 1	SECTOR 2	LAP TIME	MPH	DIFF	TIME OF DAY
1 -		27.090	1:20.064	88.98	4.666	09:28:37.152
2 -	49.133	27.099	1:16.232	93.45	0.834	09:29:53.384
3 -	49.121	***26.571***	1:15.692 (2)	94.12	0.294	09:31:09.076
4 -	***48.707***	26.691	***1:15.398 (1)***	***94.49***		***09:32:24.474***
5 -	49.174	26.734	1:15.908 (3)	93.85	0.510	09:33:40.382
6 -	49.559	27.304	1:16.863	92.69	1.465	09:34:57.245

P3 3 Oliver ARBON Suzuki SV650 - TT Plumbing & Heating

IDEAL LAP TIME : 1:17.239 BEST LAP TIME : 1:17.264 DIFFERENCE : 0.025

LAP	SECTOR 1	SECTOR 2	LAP TIME	MPH	DIFF	TIME OF DAY
1 -		***27.365***	1:21.032	87.92	3.768	09:28:38.120
2 -	***49.874***	27.390	***1:17.264 (1)***	***92.21***		***09:29:55.384***
3 -	50.360	27.377	1:17.737 (2)	91.65	0.473	09:31:13.121
4 -	50.425	27.675	1:18.100	91.22	0.836	09:32:31.221
5 -	50.416	27.770	1:18.186	91.12	0.922	09:33:49.407
6 -	50.522	27.421	1:17.943 (3)	91.40	0.679	09:35:07.350

P4 33 Steve COSTIN Suzuki SV650 - Sublime Designs / T.M Services/ ATP Motorspo

IDEAL LAP TIME : 1:17.075 BEST LAP TIME : 1:17.075 DIFFERENCE : 0.000

LAP	SECTOR 1	SECTOR 2	LAP TIME	MPH	DIFF	TIME OF DAY
1 -		27.174	1:20.323	88.69	3.248	09:28:37.411
2 -	***50.009***	***27.066***	***1:17.075 (1)***	***92.43***		***09:29:54.486***
3 -	51.493	27.282	1:18.775	90.44	1.700	09:31:13.261
4 -	50.213	27.951	1:18.164 (3)	91.14	1.089	09:32:31.425
5 -	50.331	27.565	1:17.896 (2)	91.46	0.821	09:33:49.321
6 -	50.718	27.786	1:18.504	90.75	1.429	09:35:07.825

P5 19 Kevin LILLEY SUZUKI SV650 - Trafalgar Cleaning Eqpt. / Steve Jordan Motor

IDEAL LAP TIME : 1:17.390 BEST LAP TIME : 1:17.567 DIFFERENCE : 0.177

LAP	SECTOR 1	SECTOR 2	LAP TIME	MPH	DIFF	TIME OF DAY
1 -		27.704	1:21.625	87.28	4.058	09:28:38.713
2 -	***49.885***	27.682	***1:17.567 (1)***	***91.85***		***09:29:56.280***
3 -	50.462	27.828	1:18.290	91.00	0.723	09:31:14.570
4 -	50.290	***27.505***	1:17.795 (2)	91.58	0.228	09:32:32.365
5 -	49.936	27.894	1:17.830 (3)	91.54	0.263	09:33:50.195
6 -	49.990	27.944	1:17.934	91.41	0.367	09:35:08.129

P6 21 Toby FINNIS Suzuki SV650R - Crawfords/ Tey Farm Systems/ Harlow Ag

IDEAL LAP TIME : 1:18.276 BEST LAP TIME : 1:18.284 DIFFERENCE : 0.008

LAP	SECTOR 1	SECTOR 2	LAP TIME	MPH	DIFF	TIME OF DAY
1 -		28.097	1:23.376	85.45	5.092	09:28:40.464
2 -	51.522	***27.743***	1:19.265	89.88	0.981	09:29:59.729
3 -	50.839	28.076	1:18.915	90.28	0.631	09:31:18.644
4 -	50.706	27.760	1:18.466 (2)	90.79	0.182	09:32:37.110
5 -	***50.533***	27.751	***1:18.284 (1)***	***91.01***		***09:33:55.394***
6 -	50.819	***27.743***	1:18.562 (3)	90.68	0.278	09:35:13.956

Weather / Track : Sunny / Dry

Donington Park National: 1.9790 miles
Date: 02/06/2024 Start: 09:27 Finish: 09:34

BMCRC - MRO Championships 2024 - Rnd 4 @ Donington National

MRO Minitwins

RACE 21 - SECTOR ANALYSIS

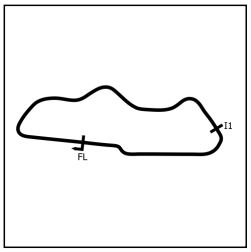

SECTOR 1 = FL to I1, SECTOR 2 = I1 to FL, DIFF = Difference To Personal Best Lap, P = Crossed Finish Line in Pit Lane, D = Time Disallowed

P7 27 Jack BETTIS Suzuki SV 650 - NB Toolmaking

IDEAL LAP TIME : 1:18.178 BEST LAP TIME : 1:18.438 DIFFERENCE : 0.260

LAP	SECTOR 1	SECTOR 2	LAP TIME	MPH	DIFF	TIME OF DAY
1 -		27.928	1:23.216	85.61	4.778	09:28:40.304
2 -	51.517	***27.653***	1:19.170	89.99	0.732	09:29:59.474
3 -	50.962	28.061	1:19.023 **(3)**	90.15	0.585	09:31:18.497
4 -	51.264	27.677	1:18.941 **(2)**	90.25	0.503	09:32:37.438
5 -	***50.525***	27.913	***1:18.438*** **(1)**	***90.83***		***09:33:55.876***
6 -	51.272	27.852	1:19.124	90.04	0.686	09:35:15.000

P8 189 Sebastian BARAN -

IDEAL LAP TIME : 1:18.314 BEST LAP TIME : 1:18.485 DIFFERENCE : 0.171

LAP	SECTOR 1	SECTOR 2	LAP TIME	MPH	DIFF	TIME OF DAY
1 -		28.055	1:23.763	85.05	5.278	09:28:40.851
2 -	51.463	27.989	1:19.452	89.67	0.967	09:30:00.303
3 -	***50.641***	27.986	1:18.627 **(2)**	90.61	0.142	09:31:18.930
4 -	51.216	27.678	1:18.894	90.30	0.409	09:32:37.824
5 -	51.064	27.759	1:18.823 **(3)**	90.38	0.338	09:33:56.647
6 -	50.812	***27.673***	***1:18.485*** **(1)**	***90.77***		***09:35:15.132***

P9 115 Brian MAHER Suzuki SV650 - Spraytech /Espresso Solutions

IDEAL LAP TIME : 1:19.334 BEST LAP TIME : 1:19.449 DIFFERENCE : 0.115

LAP	SECTOR 1	SECTOR 2	LAP TIME	MPH	DIFF	TIME OF DAY
1 -		28.337	1:25.433	83.39	5.984	09:28:42.521
2 -	51.683	28.205	1:19.888	89.18	0.439	09:30:02.409
3 -	***51.584***	28.295	1:19.879 **(3)**	89.19	0.430	09:31:22.288
4 -	51.699	***27.750***	***1:19.449*** **(1)**	***89.67***		***09:32:41.737***
5 -	51.621	28.133	1:19.754 **(2)**	89.33	0.305	09:34:01.491
6 -	52.061	28.202	1:20.263	88.76	0.814	09:35:21.754

P10 145 Bradley CATLING Suzuki SV650 - Electric avenue Leeds Ltd

IDEAL LAP TIME : 1:19.098 BEST LAP TIME : 1:19.098 DIFFERENCE : 0.000

LAP	SECTOR 1	SECTOR 2	LAP TIME	MPH	DIFF	TIME OF DAY
1 -		28.342	1:26.826	82.05	7.728	09:28:43.914
2 -	52.384	27.910	1:20.294	88.73	1.196	09:30:04.208
3 -	***51.471***	***27.627***	***1:19.098*** **(1)**	***90.07***		***09:31:23.306***
4 -	52.301	28.161	1:20.462	88.54	1.364	09:32:43.768
5 -	52.350	27.890	1:20.240 **(3)**	88.79	1.142	09:34:04.008
6 -	51.738	27.699	1:19.437 **(2)**	89.68	0.339	09:35:23.445

P11 293 Leigh SMITH Suzuki SV650 - Smiths Mechanical Support Ltd, Lamonde Autor

IDEAL LAP TIME : 1:18.996 BEST LAP TIME : 1:19.735 DIFFERENCE : 0.739

LAP	SECTOR 1	SECTOR 2	LAP TIME	MPH	DIFF	TIME OF DAY
1 -		28.485	1:25.940	82.90	6.205	09:28:43.028
2 -	52.055	27.680	***1:19.735*** **(1)**	***89.35***		***09:30:02.763***
3 -	***51.441***	28.470	1:19.911 **(3)**	89.15	0.176	09:31:22.674
4 -	53.229	28.152	1:21.381	87.54	1.646	09:32:44.055
5 -	52.283	27.920	1:20.203	88.83	0.468	09:34:04.258
6 -	52.327	***27.555***	1:19.882 **(2)**	89.18	0.147	09:35:24.140

P12 15 James SVENSEN Suzuki SV650S - Team TSR - HCL - RG Racing

IDEAL LAP TIME : 1:19.898 BEST LAP TIME : 1:20.272 DIFFERENCE : 0.374

LAP	SECTOR 1	SECTOR 2	LAP TIME	MPH	DIFF	TIME OF DAY
1 -		28.406	1:24.478	84.33	4.206	09:28:41.566
2 -	***51.695***	28.595	1:20.290 **(2)**	88.73	0.018	09:30:01.856
3 -	51.970	28.573	1:20.543 **(3)**	88.45	0.271	09:31:22.399
4 -	52.755	28.482	1:21.237	87.70	0.965	09:32:43.636
5 -	51.801	28.471	***1:20.272*** **(1)**	***88.75***		***09:34:03.908***
6 -	52.980	***28.203***	1:21.183	87.76	0.911	09:35:25.091

Weather / Track : Sunny / Dry

Donington Park National: 1.9790 miles
Date: 02/06/2024 Start: 09:27 Finish: 09:34

BMCRC - MRO Championships 2024 - Rnd 4 @ Donington National

MRO Minitwins

RACE 21 - SECTOR ANALYSIS

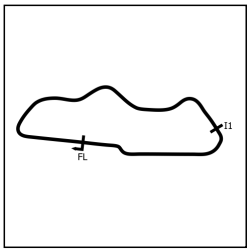

SECTOR 1 = FL to I1, SECTOR 2 = I1 to FL, DIFF = Difference To Personal Best Lap, P = Crossed Finish Line in Pit Lane, D = Time Disallowed

P13 111 Freddie BATE Suzuki SV650 - hartjay

IDEAL LAP TIME : 1:19.998 BEST LAP TIME : 1:19.998 DIFFERENCE : 0.000

LAP	SECTOR 1	SECTOR 2	LAP TIME	MPH	DIFF	TIME OF DAY
1 -		28.992	1:28.294	80.69	8.296	09:28:45.382
2 -	52.124	28.886	1:21.010	87.94	1.012	09:30:06.392
3 -	51.688	28.407	1:20.095 (2)	88.95	0.097	09:31:26.487
4 -	***51.648***	***28.350***	***1:19.998 (1)***	***89.06***		***09:32:46.485***
5 -	51.749	28.538	1:20.287 (3)	88.73	0.289	09:34:06.772
6 -	51.975	28.475	1:20.450	88.55	0.452	09:35:27.222

P14 99 Lee ELLIS Suzuki SV650 -

IDEAL LAP TIME : 1:20.061 BEST LAP TIME : 1:20.061 DIFFERENCE : 0.000

LAP	SECTOR 1	SECTOR 2	LAP TIME	MPH	DIFF	TIME OF DAY
1 -		28.725	1:26.910	81.97	6.849	09:28:43.998
2 -	52.673	28.408	1:21.081	87.87	1.020	09:30:05.079
3 -	52.206	28.570	1:20.776 (3)	88.20	0.715	09:31:25.855
4 -	***51.919***	***28.142***	***1:20.061 (1)***	***88.99***		***09:32:45.916***
5 -	52.123	28.350	1:20.473 (2)	88.53	0.412	09:34:06.389
6 -	52.354	28.757	1:21.111	87.83	1.050	09:35:27.500

P15 34 Andrew JOHNSON Suzuki SV650 - Rose & Charlie Racing

IDEAL LAP TIME : 1:19.859 BEST LAP TIME : 1:20.023 DIFFERENCE : 0.164

LAP	SECTOR 1	SECTOR 2	LAP TIME	MPH	DIFF	TIME OF DAY
1 -		28.499	1:26.418	82.44	6.395	09:28:43.506
2 -	52.579	28.674	1:21.253	87.68	1.230	09:30:04.759
3 -	***51.874***	28.642	1:20.516 (2)	88.48	0.493	09:31:25.275
4 -	52.294	29.142	1:21.436	87.48	1.413	09:32:46.711
5 -	53.022	28.054	1:21.076 (3)	87.87	1.053	09:34:07.787
6 -	52.038	***27.985***	***1:20.023 (1)***	***89.03***		***09:35:27.810***

P16 67 Simon HARVEY Suzuki SV650 - Retirement Fund Racing

IDEAL LAP TIME : 1:22.022 BEST LAP TIME : 1:22.026 DIFFERENCE : 0.004

LAP	SECTOR 1	SECTOR 2	LAP TIME	MPH	DIFF	TIME OF DAY
1 -		***29.050***	1:27.906	81.04	5.880	09:28:44.994
2 -	53.042	29.119	1:22.161 (2)	86.71	0.135	09:30:07.155
3 -	53.161	29.194	1:22.355	86.51	0.329	09:31:29.510
4 -	53.156	29.058	1:22.214 (3)	86.65	0.188	09:32:51.724
5 -	54.063	29.108	1:23.171	85.66	1.145	09:34:14.895
6 -	***52.972***	29.054	***1:22.026 (1)***	***86.85***		***09:35:36.921***

P17 70 Colin HALL Suzuki SV 650 -

IDEAL LAP TIME : 1:21.992 BEST LAP TIME : 1:22.322 DIFFERENCE : 0.330

LAP	SECTOR 1	SECTOR 2	LAP TIME	MPH	DIFF	TIME OF DAY
1 -		29.548	1:29.029	80.02	6.707	09:28:46.117
2 -	53.757	***29.063***	1:22.820 (3)	86.02	0.498	09:30:08.937
3 -	52.946	29.693	1:22.639 (2)	86.21	0.317	09:31:31.576
4 -	53.263	29.604	1:22.867	85.97	0.545	09:32:54.443
5 -	53.770	29.198	1:22.968	85.87	0.646	09:34:17.411
6 -	***52.929***	29.393	***1:22.322 (1)***	***86.54***		***09:35:39.733***

P18 74 Daniel BLACK Suzukis SV650 - DAD

IDEAL LAP TIME : 1:21.870 BEST LAP TIME : 1:22.081 DIFFERENCE : 0.211

LAP	SECTOR 1	SECTOR 2	LAP TIME	MPH	DIFF	TIME OF DAY
1 -		29.679	1:29.518	79.58	7.437	09:28:46.606
2 -	54.037	29.178	1:23.215	85.61	1.134	09:30:09.821
3 -	54.068	29.238	1:23.306	85.52	1.225	09:31:33.127
4 -	53.103	***28.978***	***1:22.081 (1)***	***86.80***		***09:32:55.208***
5 -	53.749	28.993	1:22.742 (3)	86.10	0.661	09:34:17.950
6 -	***52.892***	29.333	1:22.225 (2)	86.64	0.144	09:35:40.175

Weather / Track : Sunny / Dry

Donington Park National: 1.9790 miles
Date: 02/06/2024 Start: 09:27 Finish: 09:34

BMCRC - MRO Championships 2024 - Rnd 4 @ Donington National

MRO Minitwins

RACE 21 - SECTOR ANALYSIS

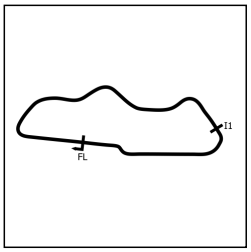

SECTOR 1 = FL to I1, SECTOR 2 = I1 to FL, DIFF = Difference To Personal Best Lap, P = Crossed Finish Line in Pit Lane, D = Time Disallowed

P19 40 Simon WILKINSON Suzuki SV650 -

IDEAL LAP TIME : 1:22.245 BEST LAP TIME : 1:22.269 DIFFERENCE : 0.024

LAP	SECTOR 1	SECTOR 2	LAP TIME	MPH	DIFF	TIME OF DAY
1 -		29.407	1:29.800	79.33	7.531	09:28:46.888
2 -	54.034	29.368	1:23.402	85.42	1.133	09:30:10.290
3 -	53.967	29.148	1:23.115	85.72	0.846	09:31:33.405
4 -	53.561	***28.862***	1:22.423 **(2)**	86.43	0.154	09:32:55.828
5 -	53.567	29.040	1:22.607 **(3)**	86.24	0.338	09:34:18.435
6 -	***53.383***	28.886	***1:22.269*** **(1)**	***86.60***		***09:35:40.704***

P20 47 Tristan BOHANAN SUZUKI SV 650 -

IDEAL LAP TIME : 1:23.253 BEST LAP TIME : 1:23.253 DIFFERENCE : 0.000

LAP	SECTOR 1	SECTOR 2	LAP TIME	MPH	DIFF	TIME OF DAY
1 -		29.866	1:31.084	78.22	7.831	09:28:48.172
2 -	54.415	29.668	1:24.083 **(3)**	84.73	0.830	09:30:12.255
3 -	53.995	29.419	1:23.414 **(2)**	85.41	0.161	09:31:35.669
4 -	***53.947***	***29.306***	***1:23.253*** **(1)**	***85.57***		***09:32:58.922***
5 -	54.401	29.967	1:24.368	84.44	1.115	09:34:23.290
6 -	54.831	29.700	1:24.531	84.28	1.278	09:35:47.821

P21 281 Daniel FARLEY Suzuki SV650 - F-TECH FIRE & ELECTRICAL LTD

IDEAL LAP TIME : 1:22.974 BEST LAP TIME : 1:22.974 DIFFERENCE : 0.000

LAP	SECTOR 1	SECTOR 2	LAP TIME	MPH	DIFF	TIME OF DAY
1 -		30.216	1:31.266	78.06	8.292	09:28:48.354
2 -	54.689	29.524	1:24.213	84.60	1.239	09:30:12.567
3 -	54.580	29.138	1:23.718 **(3)**	85.10	0.744	09:31:36.285
4 -	***54.020***	***28.954***	***1:22.974*** **(1)**	***85.86***		***09:32:59.259***
5 -	55.572	29.839	1:25.411	83.41	2.437	09:34:24.670
6 -	54.464	28.990	1:23.454 **(2)**	85.37	0.480	09:35:48.124

P22 69 Jack GRIFFITHS Suzuki SV650 - JOE'S CARPETS, ATP RACING

IDEAL LAP TIME : 1:24.432 BEST LAP TIME : 1:24.451 DIFFERENCE : 0.019

LAP	SECTOR 1	SECTOR 2	LAP TIME	MPH	DIFF	TIME OF DAY
1 -		30.205	1:33.075	76.54	8.624	09:28:50.163
2 -	55.457	30.000	1:25.457	83.37	1.006	09:30:15.620
3 -	***54.785***	29.671	1:24.456 **(2)**	84.35	0.005	09:31:40.076
4 -	54.804	***29.647***	***1:24.451*** **(1)**	***84.36***		***09:33:04.527***
5 -	55.883	29.925	1:25.808	83.03	1.357	09:34:30.335
6 -	54.974	29.934	1:24.908 **(3)**	83.91	0.457	09:35:55.243

P23 777 Richard HIRST - Northern garage conversion

IDEAL LAP TIME : 1:23.737 BEST LAP TIME : 1:23.834 DIFFERENCE : 0.097

LAP	SECTOR 1	SECTOR 2	LAP TIME	MPH	DIFF	TIME OF DAY
1 -		30.130	1:32.671	76.88	8.837	09:28:49.759
2 -	55.423	***29.609***	1:25.032 **(3)**	83.78	1.198	09:30:14.791
3 -	55.161	29.865	1:25.026 **(2)**	83.79	1.192	09:31:39.817
4 -	54.803	31.477	1:26.280	82.57	2.446	09:33:06.097
5 -	55.619	29.905	1:25.524	83.30	1.690	09:34:31.621
6 -	***54.128***	29.706	***1:23.834*** **(1)**	***84.98***		***09:35:55.455***

P24 818 Ben RICHARDS Suzuki SV650 - No farmers No Food

IDEAL LAP TIME : 1:24.833 BEST LAP TIME : 1:25.035 DIFFERENCE : 0.202

LAP	SECTOR 1	SECTOR 2	LAP TIME	MPH	DIFF	TIME OF DAY
1 -		30.852	1:32.928	76.66	7.893	09:28:50.016
2 -	1:04.985	30.232	1:35.217	74.82	10.182	09:30:25.233
3 -	***54.891***	30.144	***1:25.035*** **(1)**	***83.78***		***09:31:50.268***
4 -	56.191	***29.942***	1:26.133	82.71	1.098	09:33:16.401
5 -	55.772	30.305	1:26.077 **(3)**	82.77	1.042	09:34:42.478
6 -	54.934	30.587	1:25.521 **(2)**	83.30	0.486	09:36:07.999

Weather / Track : Sunny / Dry

Donington Park National: 1.9790 miles
Date: 02/06/2024 Start: 09:27 Finish: 09:34

BMCRC - MRO Championships 2024 - Rnd 4 @ Donington National

MRO Minitwins

RACE 21 - SECTOR ANALYSIS

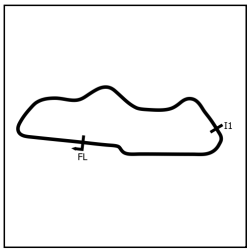

SECTOR 1 = FL to I1, SECTOR 2 = I1 to FL, DIFF = Difference To Personal Best Lap, P = Crossed Finish Line in Pit Lane, D = Time Disallowed

P25 51 Andrew DURANT Suzuki SV650 -

IDEAL LAP TIME : 1:27.645 BEST LAP TIME : 1:27.723 DIFFERENCE : 0.078

LAP	SECTOR 1	SECTOR 2	LAP TIME	MPH	DIFF	TIME OF DAY
1 -		***31.041***	1:34.521	75.37	6.798	09:28:51.609
2 -	***56.604***	31.119	***1:27.723*** **(1)**	***81.21***		***09:30:19.332***
3 -	57.327	31.905	1:29.232 **(2)**	79.84	1.509	09:31:48.564
4 -	57.999	31.530	1:29.529 **(3)**	79.57	1.806	09:33:18.093
5 -	58.812	31.741	1:30.553	78.67	2.830	09:34:48.646
6 -	58.353	31.818	1:30.171	79.01	2.448	09:36:18.817

P26 22 Darren DOWDS Suzuki SV 650 - sublime dsg Ltd

IDEAL LAP TIME : 1:15.574 BEST LAP TIME : 1:15.574 DIFFERENCE : 0.000

LAP	SECTOR 1	SECTOR 2	LAP TIME	MPH	DIFF	TIME OF DAY
1 -		27.220	1:19.772	89.31	4.198	09:28:36.860
2 -	48.877	27.106	1:15.983 **(3)**	93.76	0.409	09:29:52.843
3 -	48.730	27.155	1:15.885 **(2)**	93.88	0.311	09:31:08.728
4 -	***48.595***	***26.979***	***1:15.574*** **(1)**	***94.27***		***09:32:24.302***

Weather / Track : Sunny / Dry

Donington Park National: 1.9790 miles
Date: 02/06/2024 Start: 09:27 Finish: 09:34

BMCRC - MRO Championships 2024 - Rnd 4 @ Donington National

MRO Minitwins

RACE 21 - BEST SECTORS

SECTOR 1				SECTOR 2			IDEAL / BEST COMPARISON					
POS	NO	NAME	TIME	NO	NAME	TIME	POS	NO	NAME	IDEAL	BEST	DIFF
									PERFECT LAP	1:15.166		
1	22	DOWDS	48.595	333	LINDEMANN	26.571	1	333	LINDEMANN	1:15.278	1:15.398	0.120
2	1	TWYFORD	48.654	1	TWYFORD	26.663	2	1	TWYFORD	1:15.317	1:15.317	0.000
3	333	LINDEMANN	48.707	22	DOWDS	26.979	3	22	DOWDS	1:15.574	1:15.574	0.000
4	3	ARBON	49.874	33	COSTIN	27.066	4	33	COSTIN	1:17.075	1:17.075	0.000
5	19	LILLEY	49.885	3	ARBON	27.365	5	3	ARBON	1:17.239	1:17.264	0.025
6	33	COSTIN	50.009	19	LILLEY	27.505	6	19	LILLEY	1:17.390	1:17.567	0.177
7	27	BETTIS	50.525	293	SMITH	27.555	7	27	BETTIS	1:18.178	1:18.438	0.260
8	21	FINNIS	50.533	145	CATLING	27.627	8	21	FINNIS	1:18.276	1:18.284	0.008
9	189	BARAN	50.641	27	BETTIS	27.653	9	189	BARAN	1:18.314	1:18.485	0.171
10	293	SMITH	51.441	189	BARAN	27.673	10	293	SMITH	1:18.996	1:19.735	0.739
11	145	CATLING	51.471	21	FINNIS	27.743	11	145	CATLING	1:19.098	1:19.098	0.000
12	115	MAHER	51.584	115	MAHER	27.750	12	115	MAHER	1:19.334	1:19.449	0.115
13	111	BATE	51.648	34	JOHNSON	27.985	13	34	JOHNSON	1:19.859	1:20.023	0.164
14	15	SVENSEN	51.695	99	ELLIS	28.142	14	15	SVENSEN	1:19.898	1:20.272	0.374
15	34	JOHNSON	51.874	15	SVENSEN	28.203	15	111	BATE	1:19.998	1:19.998	0.000
16	99	ELLIS	51.919	111	BATE	28.350	16	99	ELLIS	1:20.061	1:20.061	0.000
17	74	BLACK	52.892	40	WILKINSON	28.862	17	74	BLACK	1:21.870	1:22.081	0.211
18	70	HALL	52.929	281	FARLEY	28.954	18	70	HALL	1:21.992	1:22.322	0.330
19	67	HARVEY	52.972	74	BLACK	28.978	19	67	HARVEY	1:22.022	1:22.026	0.004
20	40	WILKINSON	53.383	67	HARVEY	29.050	20	40	WILKINSON	1:22.245	1:22.269	0.024
21	47	BOHANAN	53.947	70	HALL	29.063	21	281	FARLEY	1:22.974	1:22.974	0.000
22	281	FARLEY	54.020	47	BOHANAN	29.306	22	47	BOHANAN	1:23.253	1:23.253	0.000
23	777	HIRST	54.128	777	HIRST	29.609	23	777	HIRST	1:23.737	1:23.834	0.097
24	69	GRIFFITHS	54.785	69	GRIFFITHS	29.647	24	69	GRIFFITHS	1:24.432	1:24.451	0.019
25	818	RICHARDS	54.891	818	RICHARDS	29.942	25	818	RICHARDS	1:24.833	1:25.035	0.202
26	51	DURANT	56.604	51	DURANT	31.041	26	51	DURANT	1:27.645	1:27.723	0.078

Weather / Track : Sunny / Dry

Donington Park National: 1.9790 miles
Date: 02/06/2024 Start: 09:27 Finish: 09:34

Results can be found at www.tsl-timing.com

Printed - 09:36 Sunday, 02 June 2024

BMCRC - MRO Championships 2024 - Rnd 4 @ Donington National

MRO Minitwins

RACE 21 - STATISTICS

Competitors Started	26
Planned Start	2024-06-02 @ 09:17:00.000
Actual Start	2024-06-02 @ 09:27:17.087
Finish Time	2024-06-02 @ 09:34:54.925
Track Length	1.9790mi.
Total Laps	154
Total Distance Covered	304.7763mi.

Session Fastest Lap History

NO	NAME	LAP TIME	TIME OF DAY	LAP	VEHICLE
1	**David TWYFORD**	**1:16.085**	09:29:52.460	2	Suzuki SV650
22	**Darren DOWDS**	**1:15.983**	09:29:52.851	2	Suzuki SV 650
1	**David TWYFORD**	**1:15.919**	09:31:08.379	3	Suzuki SV650
22	**Darren DOWDS**	**1:15.885**	09:31:08.736	3	Suzuki SV 650
333	**David LINDEMANN**	**1:15.692**	09:31:09.101	3	Suzuki SV650
22	**Darren DOWDS**	**1:15.574**	09:32:24.310	4	Suzuki SV 650
333	**David LINDEMANN**	**1:15.398**	09:32:24.499	4	Suzuki SV650
1	**David TWYFORD**	**1:15.317**	09:33:39.444	5	Suzuki SV650

Session Leader History

NO	NAME	FROM LAP	LAPS LED	DISTANCE	VEHICLE
1	**David TWYFORD**	1	6	11.83 miles	Suzuki SV650

Flag History

TYPE	TIME OF DAY
GREEN	09:27:17.087
FINISH	09:34:54.925

Flag Statistics

TYPE	COUNT	TOTAL LAPS	TOTAL TIME
Green	1	6	9:06.084
Red	0	0	0.000
Safety Car	0	0	0.000
FCY	0	0	0.000

Weather / Track : Sunny / Dry

Donington Park National: 1.9790 miles
Date: 02/06/2024 Start: 09:27 Finish: 09:34

Results can be found at www.tsl-timing.com

Printed - 09:37 Sunday, 02 June 2024

BMCRC - MRO Championships 2024 - Rnd 4 @ Donington National

MRO Minitwins

RACE 11 - GRID (9 Laps)

ROW 10					28	81	Malvern MAY	
ROW 9	27	62	James KING	1:27.723	26	51	Andrew DURANT	1:25.035
					25	818	Ben RICHARDS	
ROW 8	1:24.451			1:23.834				1:23.253
	24	69	Jack GRIFFITHS	23	777	Richard HIRST	22	47 Tristan BOHANAN
ROW 7	1:22.974			1:22.322				1:22.269
	21	281	Daniel FARLEY	20	70	Colin HALL	19	40 Simon WILKINSON
ROW 6	1:22.081			1:22.026				1:20.272
	18	74	Daniel BLACK	17	67	Simon HARVEY	16	15 James SVENSEN
ROW 5	1:20.061			1:20.023				1:19.998
	15	99	Lee ELLIS	14	34	Andrew JOHNSON	13	111 Freddie BATE
ROW 4	1:19.735			1:19.449				1:19.098
	12	293	Leigh SMITH	11	115	Brian MAHER	10	145 Bradley CATLING
ROW 3	1:18.485			1:18.438				1:18.284
	9	189	Sebastian BARAN	8	27	Jack BETTIS	7	21 Toby FINNIS
ROW 2	1:17.567			1:17.264				1:17.075
	6	19	Kevin LILLEY	5	3	Oliver ARBON	4	33 Steve COSTIN
ROW 1	1:15.574			1:15.398				1:15.317
	3	22	Darren DOWDS	2	333	David LINDEMANN	1	1 David TWYFORD
								Pole

These results are provisional until the conclusion of any judicial and technical matters.

Donington Park National: 1.9790 miles

Clerk Of Course:	Stewards:	Timekeeper: Craig Smith	

Results can be found at www.tsl-timing.com

Printed - 09:38 Sunday, 02 June 2024

BMCRC - MRO Championships 2024 - Rnd 4 @ Donington National

MRO Minitwins

RACE 11 - CLASSIFICATION

Race Distance: 9 Laps / 17.81 miles

POS	NO	NAME	ENTRY	LAPS	TIME	GAP	DIFF	MPH	BEST	ON	GRD	↑↓
1	1	David TWYFORD	Suzuki SV650 - IMP Racing, MHP, Chris Cowan	9	11:29.225			92.83	1:15.740	9	1	0
2	333	David LINDEMANN	Suzuki SV650 - Giraffe Decorators	9	11:29.577	0.352	0.352	92.78	1:15.572	2	2	0
3	22	Darren DOWDS	Suzuki SV 650 - sublime dsg Ltd	9	11:39.679	10.454	10.102	91.44	1:16.696	2	3	0
4	3	Oliver ARBON	Suzuki SV650 - TT Plumbing & Heating	9	11:41.498	12.273	1.819	91.21	1:17.141	8	5	1
5	33	Steve COSTIN	Suzuki SV650 - Sublime Designs / T.M Services/ ATP Motors	9	11:41.584	12.359	0.086	91.20	1:17.072	9	4	-1
6	21	Toby FINNIS	Suzuki SV650R - Crawfords/ Tey Farm Systems/ Harlow Ag	9	11:54.308	25.083	12.724	89.57	1:18.004	3	7	1
7	27	Jack BETTIS	Suzuki SV 650 - NB Toolmaking	9	12:00.526	31.301	6.218	88.80	1:18.769	2	8	1
8	115	Brian MAHER	Suzuki SV650 - Spraytech /Espresso Solutions	9	12:00.803	31.578	0.277	88.76	1:19.190	6	11	3
9	189	Sebastian BARAN	-	9	12:01.129	31.904	0.326	88.72	1:18.985	2	9	0
10	293	Leigh SMITH	Suzuki SV650 - Smiths Mechanical Support Ltd, Lamonde Au	9	12:01.239	32.014	0.110	88.71	1:19.056	2	12	2
11	145	Bradley CATLING	Suzuki SV650 - Electric avenue Leeds Ltd	9	12:09.576	40.351	8.337	87.70	1:19.407	5	10	-1
12	15	James SVENSEN	Suzuki SV650S - Team TSR - HCL - RG Racing	9	12:09.645	40.420	0.069	87.69	1:19.763	8	16	4
13	99	Lee ELLIS	Suzuki SV650 -	9	12:10.388	41.163	0.743	87.60	1:19.017	9	15	2
14	67	Simon HARVEY	Suzuki SV650 - Retirement Fund Racing	9	12:16.545	47.320	6.157	86.87	1:20.492	6	17	3
15	74	Daniel BLACK	Suzukis SV650 - DAD	9	12:17.533	48.308	0.988	86.75	1:20.797	6	18	3
16	111	Freddie BATE	Suzuki SV650 - hartjay	9	12:18.041	48.816	0.508	86.69	1:20.589	4	13	-3
17	34	Andrew JOHNSON	Suzuki SV650 - Rose & Charlie Racing	9	12:19.133	49.908	1.092	86.56	1:20.628	2	14	-3
18	70	Colin HALL	Suzuki SV 650 -	9	12:32.804	1:03.579	13.671	84.99	1:22.168	7	20	2
19	40	Simon WILKINSON	Suzuki SV650 -	9	12:45.675	1:16.450	12.871	83.56	1:23.893	3	19	0
20	281	Daniel FARLEY	Suzuki SV650 - F-TECH FIRE & ELECTRICAL LTD	9	12:46.117	1:16.892	0.442	83.51	1:23.514	4	21	1
21	47	Tristan BOHANAN	SUZUKI SV 650 -	9	12:46.672	1:17.447	0.555	83.45	1:23.002	9	22	1
22	777	Richard HIRST	- Northern garage conversion	9	12:46.823	1:17.598	0.151	83.44	1:23.001	9	23	1
23	69	Jack GRIFFITHS	Suzuki SV650 - JOE'S CARPETS, ATP RACING	9	12:49.076	1:19.851	2.253	83.19	1:23.675	9	24	1
24	818	Ben RICHARDS	Suzuki SV650 - No farmers No Food	9	12:49.500	1:20.275	0.424	83.15	1:23.750	9	25	1
25	51	Andrew DURANT	Suzuki SV650 -	8	11:52.862	1 Lap	1 Lap	79.76	1:27.776	4	26	1
			NOT CLASSIFIED									
DNF	19	Kevin LILLEY	SUZUKI SV650 - Trafalgar Cleaning Eqpt. / Steve Jordan Mc	5	6:32.517	4 Laps	3 Laps	90.40	1:17.049	4	6	

FASTEST LAP

333	David LINDEMANN	Suzuki SV650 - Giraffe Decorators	2	1:15.572	94.27 mph	151.72 kph

Comments:
92.5% of Race Speed = 85.86 mph

Weather / Track : Sunny / Dry
These results are provisional until the conclusion of any judicial and technical matters.

Date: 02/06/2024 Start: 13:46 Finish: 13:57
Donington Park National: 1.9790 miles

Clerk Of Course:	Stewards:	Timekeeper: Craig Smith	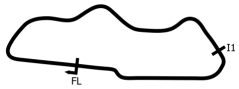

Results can be found at www.tsl-timing.com

Printed - 13:59 Sunday, 02 June 2024

BMCRC - MRO Championships 2024 - Rnd 4 @ Donington National

MRO Minitwins

RACE 11 - LAP CHART

LAP 1 @ 13:47:45.907

NO	BEHIND	LAP TIME
1		1:19.487
22	1.091	1:20.578
333	1.148	1:20.635
3	2.258	1:21.745
19	2.691	1:22.178
21	3.083	1:22.570
33	3.891	1:23.378
27	4.023	1:23.510
189	4.567	1:24.054
293	4.803	1:24.290
115	5.192	1:24.679
15	6.300	1:25.787
74	6.327	1:25.814
145	6.493	1:25.980
34	7.149	1:26.636
111	7.707	1:27.194
99	8.180	1:27.667
67	8.546	1:28.033
70	10.351	1:29.838
281	11.122	1:30.609
40	11.421	1:30.908
69	12.376	1:31.863
777	12.707	1:32.194
47	13.144	1:32.631
818	13.529	1:33.016
51	14.040	1:33.527

LAP 2 @ 13:49:02.029

NO	BEHIND	LAP TIME
1		1:16.122
333	0.598	1:15.572
22	1.665	1:16.696
3	3.731	1:17.595
19	4.119	1:17.550
33	4.919	1:17.150
21	5.152	1:18.191
27	6.670	1:18.769
189	7.430	1:18.985
293	7.737	1:19.056
115	8.648	1:19.578
74	11.200	1:20.995
15	11.310	1:21.132
34	11.655	1:20.628
145	11.744	1:21.373
111	12.293	1:20.708
99	12.944	1:20.886
67	13.406	1:20.982
70	17.385	1:23.156
281	20.494	1:25.494
40	20.702	1:25.403
69	21.267	1:25.013
47	22.234	1:25.212
818	22.443	1:25.036
777	22.470	1:25.885
51	27.014	1:29.096

LAP 3 @ 13:50:18.132

NO	BEHIND	LAP TIME
1		1:16.103
333	0.200	1:15.705
22	2.649	1:17.087
3	5.309	1:17.681
33	5.925	1:17.109
19	6.007	1:17.991
21	7.053	1:18.004
27	10.127	1:19.560
293	10.975	1:19.341
189	11.113	1:19.786
115	11.956	1:19.411
15	15.705	1:20.498
74	15.934	1:20.837
34	16.388	1:20.836
145	16.471	1:20.830
99	17.551	1:20.710
111	18.292	1:22.102
67	18.538	1:21.235
70	24.388	1:23.106
40	28.492	1:23.893
281	29.284	1:24.893
69	30.282	1:25.118
47	30.661	1:24.530
818	30.963	1:24.623
777	31.334	1:24.967
51	38.733	1:27.822

LAP 4 @ 13:51:34.370

NO	BEHIND	LAP TIME
333		1:16.038
1	0.086	1:16.324
22	3.974	1:17.563
3	6.585	1:17.514
19	6.818	1:17.049
33	7.315	1:17.628
21	9.350	1:18.535
293	14.326	1:19.589
27	14.421	1:20.532
189	14.755	1:19.880
115	15.106	1:19.388
15	19.918	1:20.451
145	20.926	1:20.693
74	21.271	1:21.575
34	21.451	1:21.301
99	21.795	1:20.482
111	22.643	1:20.589
67	23.127	1:20.827
70	31.430	1:23.280
40	36.245	1:23.991
281	36.560	1:23.514
69	38.536	1:24.492
47	39.137	1:24.714
818	39.340	1:24.615
777	39.669	1:24.573
51	50.271	1:27.776

LAP 5 @ 13:52:50.510

NO	BEHIND	LAP TIME
333		1:16.140
1	0.119	1:16.173
22	5.265	1:17.431
3	8.213	1:17.768
19	8.427	1:17.749
33	8.665	1:17.490
21	12.091	1:18.881
293	17.636	1:19.450
27	18.323	1:20.042
189	18.547	1:19.932
115	18.764	1:19.798
15	24.041	1:20.263
145	24.193	1:19.407
99	26.427	1:20.772
34	26.720	1:21.409
74	27.221	1:22.090
67	27.781	1:20.794
111	28.065	1:21.562
70	38.588	1:23.298
40	44.308	1:24.203
281	44.601	1:24.181
69	46.889	1:24.493
47	47.212	1:24.215
818	47.508	1:24.308
777	48.034	1:24.505
51	1:02.550	1:28.419

LAP 6 @ 13:54:07.055

NO	BEHIND	LAP TIME
1		1:16.426
333	0.054	1:16.599
22	6.047	1:17.327
3	9.111	1:17.443
33	9.213	1:17.093
21	14.823	1:19.277
293	20.650	1:19.559
27	20.941	1:19.163
189	21.307	1:19.305
115	21.409	1:19.190
15	28.344	1:20.848
145	28.437	1:20.789
99	31.089	1:21.207
34	31.161	1:20.986
74	31.473	1:20.797
67	31.728	1:20.492
111	32.557	1:21.037
70	44.939	1:22.896
40	52.182	1:24.419
281	52.372	1:24.316
69	54.458	1:24.114
47	54.934	1:24.267
777	55.530	1:24.041
818	55.697	1:24.734
51	1:14.881	1:28.876

LAP 7 @ 13:55:23.389

NO	BEHIND	LAP TIME
333		1:16.280
1	0.104	1:16.438
22	7.400	1:17.687
3	10.210	1:17.433
33	10.306	1:17.427
21	17.563	1:19.074
27	24.309	1:19.702
293	24.509	1:20.193
115	24.759	1:19.684
189	24.859	1:19.886
145	32.080	1:19.977
15	32.656	1:20.646
99	34.880	1:20.125
74	36.244	1:21.105
34	36.663	1:21.836
67	36.739	1:21.345
111	37.103	1:20.880
70	50.773	1:22.168
281	1:00.428	1:24.390
40	1:00.530	1:24.682
777	1:03.277	1:24.081
69	1:03.508	1:25.384
47	1:03.602	1:25.002
818	1:03.703	1:24.340

LAP 8 @ 13:56:39.905

NO	BEHIND	LAP TIME
1		1:16.412
333	0.252	1:16.768
22	8.566	1:17.682
3	10.835	1:17.141
51	1 Lap	1:28.926
33	11.027	1:17.237
21	20.580	1:19.533
27	27.089	1:19.296
293	27.293	1:19.300
189	27.563	1:19.220
115	27.651	1:19.408
145	35.384	1:19.820
15	35.903	1:19.763
99	37.886	1:19.522
34	41.291	1:21.144
67	41.398	1:21.175
74	42.055	1:22.327
111	43.137	1:22.550
70	56.690	1:22.433
40	1:07.929	1:23.915
281	1:08.170	1:24.258
47	1:10.185	1:23.099
777	1:10.337	1:23.576
69	1:11.916	1:24.924
818	1:12.265	1:25.078

LAP 9 @ 13:57:55.645

NO	BEHIND	LAP TIME
1		1:15.740
333	0.352	1:15.840
22	10.454	1:17.628
3	12.273	1:17.178
33	12.359	1:17.072
51	1 Lap	1:28.420
21	25.083	1:20.243
27	31.301	1:19.952
115	31.578	1:19.667
189	31.904	1:20.081
293	32.014	1:20.461
145	40.351	1:20.707
15	40.420	1:20.257
99	41.163	1:19.017
67	47.320	1:21.662
74	48.308	1:21.993
111	48.816	1:21.419
34	49.908	1:24.357
70	1:03.579	1:22.629
40	1:16.450	1:24.261
281	1:16.892	1:24.462
47	1:17.447	1:23.002
777	1:17.598	1:23.001
69	1:19.851	1:23.675
818	1:20.275	1:23.750

Weather / Track : Sunny / Dry

Donington Park National: 1.9790 miles
Date: 02/06/2024 Start: 13:46 Finish: 13:57

Results can be found at www.tsl-timing.com

Printed - 13:59 Sunday, 02 June 2024

BMCRC - MRO Championships 2024 - Rnd 4 @ Donington National

MRO Minitwins

RACE 11 - POSITION CHART

No	Name	Lap / Pos	1	2	3	4	5	6	7	8	9
1	TWYFORD	1	1	1	1	333	333	1	333	1	1
333	LINDEMANN	2	22	333	333	1	1	333	1	333	333
22	DOWDS	3	333	22	22	22	22	22	22	22	22
33	COSTIN	4	3	3	3	3	3	3	3	3	3
3	ARBON	5	19	19	33	19	19	33	33	33	33
19	LILLEY	6	21	33	19	33	33	21	21	21	21
21	FINNIS	7	33	21	21	21	21	293	27	27	27
27	BETTIS	8	27	27	27	293	293	27	293	293	115
189	BARAN	9	189	189	293	27	27	189	115	189	189
145	CATLING	10	293	293	189	189	189	115	189	115	293
115	MAHER	11	115	115	115	115	115	15	145	145	145
293	SMITH	12	15	74	15	15	15	145	15	15	15
111	BATE	13	74	15	74	145	145	99	99	99	99
34	JOHNSON	14	145	34	34	74	99	34	74	34	67
99	ELLIS	15	34	145	145	34	34	74	34	67	74
15	SVENSEN	16	111	111	99	99	74	67	67	74	111
67	HARVEY	17	99	99	111	111	67	111	111	111	34
74	BLACK	18	67	67	67	67	111	70	70	70	70
40	WILKINSON	19	70	70	70	70	70	40	281	40	40
70	HALL	20	281	281	40	40	40	281	40	281	281
281	FARLEY	21	40	40	281	281	281	69	777	47	47
47	BOHANAN	22	69	69	69	69	69	47	69	777	777
777	HIRST	23	777	47	47	47	47	777	47	69	69
69	GRIFFITHS	24	47	818	818	818	818	818	818	818	818
818	RICHARDS	25	818	777	777	777	777	51	51	51	
51	DURANT	26	51	51	51	51	51				

Weather / Track : Sunny / Dry

Donington Park National: 1.9790 miles
Date: 02/06/2024 Start: 13:46 Finish: 13:57

Results can be found at www.tsl-timing.com

Printed - 13:59 Sunday, 02 June 2024

BMCRC - MRO Championships 2024 - Rnd 4 @ Donington National

MRO Minitwins

RACE 11 - SECTOR ANALYSIS

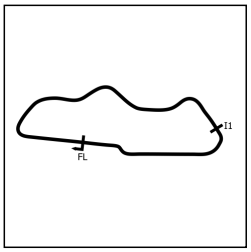

SECTOR 1 = FL to I1, SECTOR 2 = I1 to FL, DIFF = Difference To Personal Best Lap, P = Crossed Finish Line in Pit Lane, D = Time Disallowed

P1 1 David TWYFORD Suzuki SV650 - IMP Racing, MHP, Chris Cowan

IDEAL LAP TIME : 1:15.570 BEST LAP TIME : 1:15.740 DIFFERENCE : 0.170

LAP	SECTOR 1	SECTOR 2	LAP TIME	MPH	DIFF	TIME OF DAY
1 -		27.342	1:19.487	89.63	3.747	13:47:45.907
2 -	49.033	27.089	1:16.122 **(3)**	93.59	0.382	13:49:02.029
3 -	48.974	27.129	1:16.103 **(2)**	93.61	0.363	13:50:18.132
4 -	49.386	26.938	1:16.324	93.34	0.584	13:51:34.456
5 -	49.128	27.045	1:16.173	93.53	0.433	13:52:50.629
6 -	49.319	27.107	1:16.426	93.22	0.686	13:54:07.055
7 -	49.023	27.415	1:16.438	93.20	0.698	13:55:23.493
8 -	49.705	***26.707***	1:16.412	93.23	0.672	13:56:39.905
9 -	***48.863***	26.877	***1:15.740*** **(1)**	***94.06***		***13:57:55.645***

P2 333 David LINDEMANN Suzuki SV650 - Giraffe Decorators

IDEAL LAP TIME : 1:15.427 BEST LAP TIME : 1:15.572 DIFFERENCE : 0.145

LAP	SECTOR 1	SECTOR 2	LAP TIME	MPH	DIFF	TIME OF DAY
1 -		27.494	1:20.635	88.35	5.063	13:47:47.055
2 -	***48.775***	26.797	***1:15.572*** **(1)**	***94.27***		***13:49:02.627***
3 -	48.999	26.706	1:15.705 **(2)**	94.11	0.133	13:50:18.332
4 -	49.114	26.924	1:16.038	93.69	0.466	13:51:34.370
5 -	49.125	27.015	1:16.140	93.57	0.568	13:52:50.510
6 -	49.567	27.032	1:16.599	93.01	1.027	13:54:07.109
7 -	49.252	27.028	1:16.280	93.40	0.708	13:55:23.389
8 -	50.116	***26.652***	1:16.768	92.80	1.196	13:56:40.157
9 -	48.903	26.937	1:15.840 **(3)**	93.94	0.268	13:57:55.997

P3 22 Darren DOWDS Suzuki SV 650 - sublime dsg Ltd

IDEAL LAP TIME : 1:16.636 BEST LAP TIME : 1:16.696 DIFFERENCE : 0.060

LAP	SECTOR 1	SECTOR 2	LAP TIME	MPH	DIFF	TIME OF DAY
1 -		27.766	1:20.578	88.41	3.882	13:47:46.998
2 -	***49.394***	27.302	***1:16.696*** **(1)**	***92.89***		***13:49:03.694***
3 -	49.845	***27.242***	1:17.087 **(2)**	92.42	0.391	13:50:20.781
4 -	49.961	27.602	1:17.563	91.85	0.867	13:51:38.344
5 -	49.825	27.606	1:17.431	92.01	0.735	13:52:55.775
6 -	49.789	27.538	1:17.327 **(3)**	92.13	0.631	13:54:13.102
7 -	50.015	27.672	1:17.687	91.70	0.991	13:55:30.789
8 -	50.280	27.402	1:17.682	91.71	0.986	13:56:48.471
9 -	49.980	27.648	1:17.628	91.77	0.932	13:58:06.099

P4 3 Oliver ARBON Suzuki SV650 - TT Plumbing & Heating

IDEAL LAP TIME : 1:17.001 BEST LAP TIME : 1:17.141 DIFFERENCE : 0.140

LAP	SECTOR 1	SECTOR 2	LAP TIME	MPH	DIFF	TIME OF DAY
1 -		27.821	1:21.745	87.15	4.604	13:47:48.165
2 -	49.981	27.614	1:17.595	91.81	0.454	13:49:05.760
3 -	50.194	27.487	1:17.681	91.71	0.540	13:50:23.441
4 -	49.875	27.639	1:17.514	91.91	0.373	13:51:40.955
5 -	50.052	27.716	1:17.768	91.61	0.627	13:52:58.723
6 -	***49.588***	27.855	1:17.443	91.99	0.302	13:54:16.166
7 -	49.698	27.735	1:17.433 **(3)**	92.01	0.292	13:55:33.599
8 -	49.719	27.422	***1:17.141*** **(1)**	***92.35***		***13:56:50.740***
9 -	49.765	***27.413***	1:17.178 **(2)**	92.31	0.037	13:58:07.918

Weather / Track : Sunny / Dry

Donington Park National: 1.9790 miles
Date: 02/06/2024 Start: 13:46 Finish: 13:57

BMCRC - MRO Championships 2024 - Rnd 4 @ Donington National

MRO Minitwins

RACE 11 - SECTOR ANALYSIS

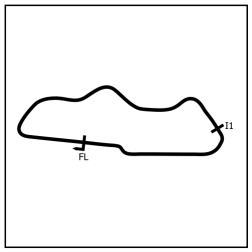

SECTOR 1 = FL to I1, SECTOR 2 = I1 to FL, DIFF = Difference To Personal Best Lap, P = Crossed Finish Line in Pit Lane, D = Time Disallowed

P5 33 Steve COSTIN — Suzuki SV650 - Sublime Designs / T.M Services/ ATP Motorspo

IDEAL LAP TIME : 1:17.024 BEST LAP TIME : 1:17.072 DIFFERENCE : 0.048

LAP	SECTOR 1	SECTOR 2	LAP TIME	MPH	DIFF	TIME OF DAY
1 -		27.872	1:23.378	85.44	6.306	13:47:49.798
2 -	49.876	27.274	1:17.150	92.34	0.078	13:49:06.948
3 -	49.868	***27.241***	1:17.109 **(3)**	92.39	0.037	13:50:24.057
4 -	50.271	27.357	1:17.628	91.77	0.556	13:51:41.685
5 -	50.162	27.328	1:17.490	91.94	0.418	13:52:59.175
6 -	49.829	27.264	1:17.093 **(2)**	92.41	0.021	13:54:16.268
7 -	49.860	27.567	1:17.427	92.01	0.355	13:55:33.695
8 -	49.923	27.314	1:17.237	92.24	0.165	13:56:50.932
9 -	***49.783***	27.289	***1:17.072*** **(1)**	***92.44***		***13:58:08.004***

P6 21 Toby FINNIS — Suzuki SV650R - Crawfords/ Tey Farm Systems/ Harlow Ag

IDEAL LAP TIME : 1:17.852 BEST LAP TIME : 1:18.004 DIFFERENCE : 0.152

LAP	SECTOR 1	SECTOR 2	LAP TIME	MPH	DIFF	TIME OF DAY
1 -		28.083	1:22.570	86.28	4.566	13:47:48.990
2 -	***50.331***	27.860	1:18.191 **(2)**	91.11	0.187	13:49:07.181
3 -	50.483	***27.521***	***1:18.004*** **(1)**	***91.33***		***13:50:25.185***
4 -	50.489	28.046	1:18.535 **(3)**	90.71	0.531	13:51:43.720
5 -	50.989	27.892	1:18.881	90.32	0.877	13:53:02.601
6 -	51.119	28.158	1:19.277	89.87	1.273	13:54:21.878
7 -	50.940	28.134	1:19.074	90.10	1.070	13:55:40.952
8 -	51.479	28.054	1:19.533	89.58	1.529	13:57:00.485
9 -	51.826	28.417	1:20.243	88.78	2.239	13:58:20.728

P7 27 Jack BETTIS — Suzuki SV 650 - NB Toolmaking

IDEAL LAP TIME : 1:18.769 BEST LAP TIME : 1:18.769 DIFFERENCE : 0.000

LAP	SECTOR 1	SECTOR 2	LAP TIME	MPH	DIFF	TIME OF DAY
1 -		28.264	1:23.510	85.31	4.741	13:47:49.930
2 -	***50.667***	***28.102***	***1:18.769*** **(1)**	***90.44***		***13:49:08.699***
3 -	51.431	28.129	1:19.560	89.55	0.791	13:50:28.259
4 -	51.720	28.812	1:20.532	88.46	1.763	13:51:48.791
5 -	51.741	28.301	1:20.042	89.01	1.273	13:53:08.833
6 -	50.818	28.345	1:19.163 **(2)**	89.99	0.394	13:54:27.996
7 -	51.315	28.387	1:19.702	89.39	0.933	13:55:47.698
8 -	51.059	28.237	1:19.296 **(3)**	89.84	0.527	13:57:06.994
9 -	51.782	28.170	1:19.952	89.11	1.183	13:58:26.946

P8 115 Brian MAHER — Suzuki SV650 - Spraytech /Espresso Solutions

IDEAL LAP TIME : 1:18.986 BEST LAP TIME : 1:19.190 DIFFERENCE : 0.204

LAP	SECTOR 1	SECTOR 2	LAP TIME	MPH	DIFF	TIME OF DAY
1 -		28.327	1:24.679	84.13	5.489	13:47:51.099
2 -	51.369	28.209	1:19.578	89.53	0.388	13:49:10.677
3 -	51.276	28.135	1:19.411	89.71	0.221	13:50:30.088
4 -	51.100	28.288	1:19.388 **(2)**	89.74	0.198	13:51:49.476
5 -	51.595	28.203	1:19.798	89.28	0.608	13:53:09.274
6 -	51.150	28.040	***1:19.190*** **(1)**	***89.96***		***13:54:28.464***
7 -	***51.065***	28.619	1:19.684	89.41	0.494	13:55:48.148
8 -	51.487	***27.921***	1:19.408 **(3)**	89.72	0.218	13:57:07.556
9 -	51.413	28.254	1:19.667	89.43	0.477	13:58:27.223

Weather / Track : Sunny / Dry

Donington Park National: 1.9790 miles
Date: 02/06/2024 Start: 13:46 Finish: 13:57

BMCRC - MRO Championships 2024 - Rnd 4 @ Donington National

MRO Minitwins

RACE 11 - SECTOR ANALYSIS

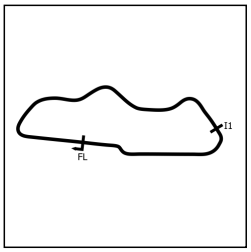

SECTOR 1 = FL to I1, SECTOR 2 = I1 to FL, DIFF = Difference To Personal Best Lap, P = Crossed Finish Line in Pit Lane, D = Time Disallowed

P9 189 Sebastian BARAN -

IDEAL LAP TIME : 1:18.845 BEST LAP TIME : 1:18.985 DIFFERENCE : 0.140

LAP	SECTOR 1	SECTOR 2	LAP TIME	MPH	DIFF	TIME OF DAY
1 -		28.324	1:24.054	84.76	5.069	13:47:50.474
2 -	***50.959***	28.026	***1:18.985 (1)***	***90.20***		***13:49:09.459***
3 -	51.567	28.219	1:19.786	89.29	0.801	13:50:29.245
4 -	51.427	28.453	1:19.880	89.19	0.895	13:51:49.125
5 -	51.655	28.277	1:19.932	89.13	0.947	13:53:09.057
6 -	51.089	28.216	1:19.305 (3)	89.83	0.320	13:54:28.362
7 -	51.374	28.512	1:19.886	89.18	0.901	13:55:48.248
8 -	51.334	***27.886***	1:19.220 (2)	89.93	0.235	13:57:07.468
9 -	51.810	28.271	1:20.081	88.96	1.096	13:58:27.549

P10 293 Leigh SMITH Suzuki SV650 - Smiths Mechanical Support Ltd, Lamonde Autor

IDEAL LAP TIME : 1:18.798 BEST LAP TIME : 1:19.056 DIFFERENCE : 0.258

LAP	SECTOR 1	SECTOR 2	LAP TIME	MPH	DIFF	TIME OF DAY
1 -		28.193	1:24.290	84.52	5.234	13:47:50.710
2 -	***51.048***	28.008	***1:19.056 (1)***	***90.12***		***13:49:09.766***
3 -	51.591	***27.750***	1:19.341 (3)	89.79	0.285	13:50:29.107
4 -	51.323	28.266	1:19.589	89.51	0.533	13:51:48.696
5 -	51.378	28.072	1:19.450	89.67	0.394	13:53:08.146
6 -	51.201	28.358	1:19.559	89.55	0.503	13:54:27.705
7 -	51.440	28.753	1:20.193	88.84	1.137	13:55:47.898
8 -	51.253	28.047	1:19.300 (2)	89.84	0.244	13:57:07.198
9 -	52.376	28.085	1:20.461	88.54	1.405	13:58:27.659

P11 145 Bradley CATLING Suzuki SV650 - Electric avenue Leeds Ltd

IDEAL LAP TIME : 1:19.374 BEST LAP TIME : 1:19.407 DIFFERENCE : 0.033

LAP	SECTOR 1	SECTOR 2	LAP TIME	MPH	DIFF	TIME OF DAY
1 -		28.345	1:25.980	82.86	6.573	13:47:52.400
2 -	52.316	29.057	1:21.373	87.55	1.966	13:49:13.773
3 -	52.921	27.909	1:20.830	88.14	1.423	13:50:34.603
4 -	52.561	28.132	1:20.693	88.29	1.286	13:51:55.296
5 -	***51.482***	27.925	***1:19.407 (1)***	***89.72***		***13:53:14.703***
6 -	52.336	28.453	1:20.789	88.18	1.382	13:54:35.492
7 -	51.912	28.065	1:19.977 (3)	89.08	0.570	13:55:55.469
8 -	51.928	***27.892***	1:19.820 (2)	89.25	0.413	13:57:15.289
9 -	52.374	28.333	1:20.707	88.27	1.300	13:58:35.996

P12 15 James SVENSEN Suzuki SV650S - Team TSR - HCL - RG Racing

IDEAL LAP TIME : 1:19.704 BEST LAP TIME : 1:19.763 DIFFERENCE : 0.059

LAP	SECTOR 1	SECTOR 2	LAP TIME	MPH	DIFF	TIME OF DAY
1 -		28.540	1:25.787	83.05	6.024	13:47:52.207
2 -	52.020	29.112	1:21.132	87.81	1.369	13:49:13.339
3 -	52.014	28.484	1:20.498	88.50	0.735	13:50:33.837
4 -	51.901	28.550	1:20.451	88.55	0.688	13:51:54.288
5 -	51.903	28.360	1:20.263 (3)	88.76	0.500	13:53:14.551
6 -	51.961	28.887	1:20.848	88.12	1.085	13:54:35.399
7 -	52.245	28.401	1:20.646	88.34	0.883	13:55:56.045
8 -	51.692	***28.071***	***1:19.763 (1)***	***89.32***		***13:57:15.808***
9 -	***51.633***	28.624	1:20.257 (2)	88.77	0.494	13:58:36.065

Weather / Track : Sunny / Dry

Donington Park National: 1.9790 miles
Date: 02/06/2024 Start: 13:46 Finish: 13:57

BMCRC - MRO Championships 2024 - Rnd 4 @ Donington National

MRO Minitwins

RACE 11 - SECTOR ANALYSIS

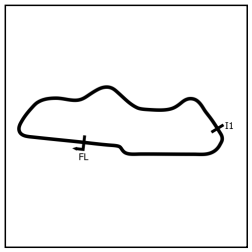

SECTOR 1 = FL to I1, SECTOR 2 = I1 to FL, DIFF = Difference To Personal Best Lap, P = Crossed Finish Line in Pit Lane, D = Time Disallowed

P13 99 Lee ELLIS Suzuki SV650 -

IDEAL LAP TIME : 1:19.017 BEST LAP TIME : 1:19.017 DIFFERENCE : 0.000

LAP	SECTOR 1	SECTOR 2	LAP TIME	MPH	DIFF	TIME OF DAY
1 -		28.681	1:27.667	81.26	8.650	13:47:54.087
2 -	52.173	28.713	1:20.886	88.08	1.869	13:49:14.973
3 -	52.122	28.588	1:20.710	88.27	1.693	13:50:35.683
4 -	51.770	28.712	1:20.482	88.52	1.465	13:51:56.165
5 -	51.891	28.881	1:20.772	88.20	1.755	13:53:16.937
6 -	52.220	28.987	1:21.207	87.73	2.190	13:54:38.144
7 -	51.551	28.574	1:20.125 **(3)**	88.91	1.108	13:55:58.269
8 -	51.187	28.335	1:19.522 **(2)**	89.59	0.505	13:57:17.791
9 -	***51.031***	***27.986***	***1:19.017*** **(1)**	***90.16***		***13:58:36.808***

P14 67 Simon HARVEY Suzuki SV650 - Retirement Fund Racing

IDEAL LAP TIME : 1:20.450 BEST LAP TIME : 1:20.492 DIFFERENCE : 0.042

LAP	SECTOR 1	SECTOR 2	LAP TIME	MPH	DIFF	TIME OF DAY
1 -		28.846	1:28.033	80.93	7.541	13:47:54.453
2 -	52.009	28.973	1:20.982	87.97	0.490	13:49:15.435
3 -	52.537	28.698	1:21.235	87.70	0.743	13:50:36.670
4 -	52.212	***28.615***	1:20.827 **(3)**	88.14	0.335	13:51:57.497
5 -	52.144	28.650	1:20.794 **(2)**	88.18	0.302	13:53:18.291
6 -	***51.835***	28.657	***1:20.492*** **(1)**	***88.51***		***13:54:38.783***
7 -	52.725	28.620	1:21.345	87.58	0.853	13:56:00.128
8 -	51.985	29.190	1:21.175	87.76	0.683	13:57:21.303
9 -	52.918	28.744	1:21.662	87.24	1.170	13:58:42.965

P15 74 Daniel BLACK Suzukis SV650 - DAD

IDEAL LAP TIME : 1:20.635 BEST LAP TIME : 1:20.797 DIFFERENCE : 0.162

LAP	SECTOR 1	SECTOR 2	LAP TIME	MPH	DIFF	TIME OF DAY
1 -		28.852	1:25.814	83.02	5.017	13:47:52.234
2 -	52.229	28.766	1:20.995 **(3)**	87.96	0.198	13:49:13.229
3 -	52.265	***28.572***	1:20.837 **(2)**	88.13	0.040	13:50:34.066
4 -	52.401	29.174	1:21.575	87.33	0.778	13:51:55.641
5 -	53.313	28.777	1:22.090	86.79	1.293	13:53:17.731
6 -	***52.063***	28.734	***1:20.797*** **(1)**	***88.17***		***13:54:38.528***
7 -	52.399	28.706	1:21.105	87.84	0.308	13:55:59.633
8 -	52.185	30.142	1:22.327	86.54	1.530	13:57:21.960
9 -	53.100	28.893	1:21.993	86.89	1.196	13:58:43.953

P16 111 Freddie BATE Suzuki SV650 - hartjay

IDEAL LAP TIME : 1:19.969 BEST LAP TIME : 1:20.589 DIFFERENCE : 0.620

LAP	SECTOR 1	SECTOR 2	LAP TIME	MPH	DIFF	TIME OF DAY
1 -		28.617	1:27.194	81.71	6.605	13:47:53.614
2 -	51.859	28.849	1:20.708 **(2)**	88.27	0.119	13:49:14.322
3 -	53.795	***28.307***	1:22.102	86.77	1.513	13:50:36.424
4 -	***51.662***	28.927	***1:20.589*** **(1)**	***88.40***		***13:51:57.013***
5 -	52.039	29.523	1:21.562	87.35	0.973	13:53:18.575
6 -	51.820	29.217	1:21.037	87.91	0.448	13:54:39.612
7 -	51.769	29.111	1:20.880 **(3)**	88.08	0.291	13:56:00.492
8 -	53.693	28.857	1:22.550	86.30	1.961	13:57:23.042
9 -	52.185	29.234	1:21.419	87.50	0.830	13:58:44.461

BMCRC - MRO Championships 2024 - Rnd 4 @ Donington National

MRO Minitwins

RACE 11 - SECTOR ANALYSIS

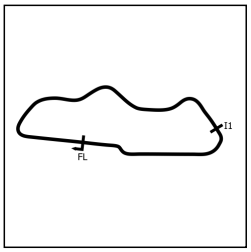

SECTOR 1 = FL to I1, SECTOR 2 = I1 to FL, DIFF = Difference To Personal Best Lap, P = Crossed Finish Line in Pit Lane, D = Time Disallowed

P17 34 Andrew JOHNSON Suzuki SV650 - Rose & Charlie Racing

IDEAL LAP TIME : 1:20.118 BEST LAP TIME : 1:20.628 DIFFERENCE : 0.510

LAP	SECTOR 1	SECTOR 2	LAP TIME	MPH	DIFF	TIME OF DAY
1 -		28.260	1:26.636	82.23	6.008	13:47:53.056
2 -	52.139	28.489	***1:20.628 (1)***	***88.36***		***13:49:13.684***
3 -	52.763	***28.073***	1:20.836 (2)	88.13	0.208	13:50:34.520
4 -	52.425	28.876	1:21.301	87.63	0.673	13:51:55.821
5 -	52.652	28.757	1:21.409	87.51	0.781	13:53:17.230
6 -	52.293	28.693	1:20.986 (3)	87.97	0.358	13:54:38.216
7 -	53.024	28.812	1:21.836	87.05	1.208	13:56:00.052
8 -	***52.045***	29.099	1:21.144	87.80	0.516	13:57:21.196
9 -	53.606	30.751	1:24.357	84.45	3.729	13:58:45.553

P18 70 Colin HALL Suzuki SV 650 -

IDEAL LAP TIME : 1:21.855 BEST LAP TIME : 1:22.168 DIFFERENCE : 0.313

LAP	SECTOR 1	SECTOR 2	LAP TIME	MPH	DIFF	TIME OF DAY
1 -		29.638	1:29.838	79.30	7.670	13:47:56.258
2 -	53.657	29.499	1:23.156	85.67	0.988	13:49:19.414
3 -	53.663	29.443	1:23.106	85.72	0.938	13:50:42.520
4 -	53.875	29.405	1:23.280	85.55	1.112	13:52:05.800
5 -	53.956	29.342	1:23.298	85.53	1.130	13:53:29.098
6 -	53.393	29.503	1:22.896	85.94	0.728	13:54:51.994
7 -	53.181	***28.987***	***1:22.168 (1)***	***86.70***		***13:56:14.162***
8 -	***52.868***	29.565	1:22.433 (2)	86.42	0.265	13:57:36.595
9 -	53.308	29.321	1:22.629 (3)	86.22	0.461	13:58:59.224

P19 40 Simon WILKINSON Suzuki SV650 -

IDEAL LAP TIME : 1:23.743 BEST LAP TIME : 1:23.893 DIFFERENCE : 0.150

LAP	SECTOR 1	SECTOR 2	LAP TIME	MPH	DIFF	TIME OF DAY
1 -		30.016	1:30.908	78.37	7.015	13:47:57.328
2 -	55.498	29.905	1:25.403	83.42	1.510	13:49:22.731
3 -	54.604	***29.289***	***1:23.893 (1)***	***84.92***		***13:50:46.624***
4 -	54.486	29.505	1:23.991 (3)	84.82	0.098	13:52:10.615
5 -	54.768	29.435	1:24.203	84.61	0.310	13:53:34.818
6 -	54.632	29.787	1:24.419	84.39	0.526	13:54:59.237
7 -	55.051	29.631	1:24.682	84.13	0.789	13:56:23.919
8 -	***54.454***	29.461	1:23.915 (2)	84.90	0.022	13:57:47.834
9 -	54.507	29.754	1:24.261	84.55	0.368	13:59:12.095

P20 281 Daniel FARLEY Suzuki SV650 - F-TECH FIRE & ELECTRICAL LTD

IDEAL LAP TIME : 1:23.459 BEST LAP TIME : 1:23.514 DIFFERENCE : 0.055

LAP	SECTOR 1	SECTOR 2	LAP TIME	MPH	DIFF	TIME OF DAY
1 -		30.605	1:30.609	78.63	7.095	13:47:57.029
2 -	55.450	30.044	1:25.494	83.33	1.980	13:49:22.523
3 -	55.483	29.410	1:24.893	83.92	1.379	13:50:47.416
4 -	***54.142***	29.372	***1:23.514 (1)***	***85.31***		***13:52:10.930***
5 -	54.864	***29.317***	1:24.181 (2)	84.63	0.667	13:53:35.111
6 -	54.458	29.858	1:24.316	84.49	0.802	13:54:59.427
7 -	54.607	29.783	1:24.390	84.42	0.876	13:56:23.817
8 -	54.848	29.410	1:24.258 (3)	84.55	0.744	13:57:48.075
9 -	54.483	29.979	1:24.462	84.35	0.948	13:59:12.537

BMCRC - MRO Championships 2024 - Rnd 4 @ Donington National

MRO Minitwins

RACE 11 - SECTOR ANALYSIS

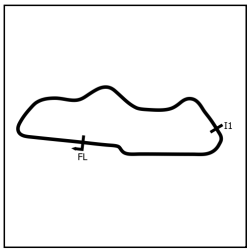

SECTOR 1 = FL to I1, SECTOR 2 = I1 to FL, DIFF = Difference To Personal Best Lap, P = Crossed Finish Line in Pit Lane, D = Time Disallowed

P21 47 Tristan BOHANAN SUZUKI SV 650 -

IDEAL LAP TIME : 1:22.211 BEST LAP TIME : 1:23.002 DIFFERENCE : 0.791

LAP	SECTOR 1	SECTOR 2	LAP TIME	MPH	DIFF	TIME OF DAY
1 -		30.332	1:32.631	76.91	9.629	13:47:59.051
2 -	54.884	30.328	1:25.212	83.61	2.210	13:49:24.263
3 -	54.386	30.144	1:24.530	84.28	1.528	13:50:48.793
4 -	54.797	29.917	1:24.714	84.10	1.712	13:52:13.507
5 -	54.527	29.688	1:24.215 **(3)**	84.60	1.213	13:53:37.722
6 -	54.478	29.789	1:24.267	84.54	1.265	13:55:01.989
7 -	54.436	30.566	1:25.002	83.81	2.000	13:56:26.991
8 -	53.758	***29.341***	1:23.099 **(2)**	85.73	0.097	13:57:50.090
9 -	***52.870***	30.132	***1:23.002*** **(1)**	***85.83***		***13:59:13.092***

P22 777 Richard HIRST - Northern garage conversion

IDEAL LAP TIME : 1:23.001 BEST LAP TIME : 1:23.001 DIFFERENCE : 0.000

LAP	SECTOR 1	SECTOR 2	LAP TIME	MPH	DIFF	TIME OF DAY
1 -		30.291	1:32.194	77.27	9.193	13:47:58.614
2 -	55.153	30.732	1:25.885	82.95	2.884	13:49:24.499
3 -	54.699	30.268	1:24.967	83.85	1.966	13:50:49.466
4 -	54.969	29.604	1:24.573	84.24	1.572	13:52:14.039
5 -	54.824	29.681	1:24.505	84.31	1.504	13:53:38.544
6 -	54.251	29.790	1:24.041 **(3)**	84.77	1.040	13:55:02.585
7 -	54.083	29.998	1:24.081	84.73	1.080	13:56:26.666
8 -	53.790	29.786	1:23.576 **(2)**	85.24	0.575	13:57:50.242
9 -	***53.712***	***29.289***	***1:23.001*** **(1)**	***85.83***		***13:59:13.243***

P23 69 Jack GRIFFITHS Suzuki SV650 - JOE'S CARPETS, ATP RACING

IDEAL LAP TIME : 1:23.675 BEST LAP TIME : 1:23.675 DIFFERENCE : 0.000

LAP	SECTOR 1	SECTOR 2	LAP TIME	MPH	DIFF	TIME OF DAY
1 -		30.231	1:31.863	77.55	8.188	13:47:58.283
2 -	55.031	29.982	1:25.013	83.80	1.338	13:49:23.296
3 -	55.253	29.865	1:25.118	83.70	1.443	13:50:48.414
4 -	54.731	29.761	1:24.492 **(3)**	84.32	0.817	13:52:12.906
5 -	54.806	29.687	1:24.493	84.32	0.818	13:53:37.399
6 -	54.512	29.602	1:24.114 **(2)**	84.70	0.439	13:55:01.513
7 -	54.783	30.601	1:25.384	83.44	1.709	13:56:26.897
8 -	55.383	29.541	1:24.924	83.89	1.249	13:57:51.821
9 -	***54.450***	***29.225***	***1:23.675*** **(1)**	***85.14***		***13:59:15.496***

P24 818 Ben RICHARDS Suzuki SV650 - No farmers No Food

IDEAL LAP TIME : 1:23.602 BEST LAP TIME : 1:23.750 DIFFERENCE : 0.148

LAP	SECTOR 1	SECTOR 2	LAP TIME	MPH	DIFF	TIME OF DAY
1 -		30.313	1:33.016	76.59	9.266	13:47:59.436
2 -	54.826	30.210	1:25.036	83.78	1.286	13:49:24.472
3 -	54.446	30.177	1:24.623	84.19	0.873	13:50:49.095
4 -	54.950	29.665	1:24.615	84.20	0.865	13:52:13.710
5 -	54.513	29.795	1:24.308 **(2)**	84.50	0.558	13:53:38.018
6 -	54.519	30.215	1:24.734	84.08	0.984	13:55:02.752
7 -	***54.148***	30.192	1:24.340 **(3)**	84.47	0.590	13:56:27.092
8 -	55.348	29.730	1:25.078	83.74	1.328	13:57:52.170
9 -	54.296	***29.454***	***1:23.750*** **(1)**	***85.07***		***13:59:15.920***

Weather / Track : Sunny / Dry

Donington Park National: 1.9790 miles
Date: 02/06/2024 Start: 13:46 Finish: 13:57

BMCRC - MRO Championships 2024 - Rnd 4 @ Donington National

MRO Minitwins

RACE 11 - SECTOR ANALYSIS

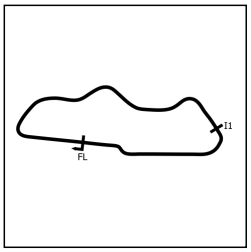

SECTOR 1 = FL to I1, SECTOR 2 = I1 to FL, DIFF = Difference To Personal Best Lap, P = Crossed Finish Line in Pit Lane, D = Time Disallowed

P25 51 Andrew DURANT Suzuki SV650 -

IDEAL LAP TIME : 1:25.838 BEST LAP TIME : 1:27.776 DIFFERENCE : 1.938

LAP	SECTOR 1	SECTOR 2	LAP TIME	MPH	DIFF	TIME OF DAY
1 -		***30.416***	1:33.527	76.17	5.751	13:47:59.947
2 -	***55.422***	33.674	1:29.096	79.96	1.320	13:49:29.043
3 -	57.084	30.738	1:27.822 **(2)**	81.12	0.046	13:50:56.865
4 -	56.808	30.968	***1:27.776*** **(1)**	***81.16***		***13:52:24.641***
5 -	57.338	31.081	1:28.419 **(3)**	80.57	0.643	13:53:53.060
6 -	57.609	31.267	1:28.876	80.16	1.100	13:55:21.936
7 -	57.688	31.238	1:28.926	80.11	1.150	13:56:50.862
8 -	57.468	30.952	1:28.420	80.57	0.644	13:58:19.282

P26 19 Kevin LILLEY SUZUKI SV650 - Trafalgar Cleaning Eqpt. / Steve Jordan Motor

IDEAL LAP TIME : 1:16.891 BEST LAP TIME : 1:17.049 DIFFERENCE : 0.158

LAP	SECTOR 1	SECTOR 2	LAP TIME	MPH	DIFF	TIME OF DAY
1 -		27.930	1:22.178	86.69	5.129	13:47:48.598
2 -	49.785	27.765	1:17.550 **(2)**	91.87	0.501	13:49:06.148
3 -	50.117	27.874	1:17.991	91.35	0.942	13:50:24.139
4 -	49.594	***27.455***	***1:17.049*** **(1)**	***92.46***		***13:51:41.188***
5 -	50.293	27.456	1:17.749 **(3)**	91.63	0.700	13:52:58.937

BMCRC - MRO Championships 2024 - Rnd 4 @ Donington National

MRO Minitwins

RACE 11 - BEST SECTORS

SECTOR 1				SECTOR 2			IDEAL / BEST COMPARISON					
POS	NO	NAME	TIME	NO	NAME	TIME	POS	NO	NAME	IDEAL	BEST	DIFF
									PERFECT LAP	1:15.427		
1	333	LINDEMANN	48.775	333	LINDEMANN	26.652	1	333	LINDEMANN	1:15.427	1:15.572	0.145
2	1	TWYFORD	48.863	1	TWYFORD	26.707	2	1	TWYFORD	1:15.570	1:15.740	0.170
3	22	DOWDS	49.394	33	COSTIN	27.241	3	22	DOWDS	1:16.636	1:16.696	0.060
4	19	LILLEY	49.436	22	DOWDS	27.242	4	19	LILLEY	1:16.891	1:17.049	0.158
5	3	ARBON	49.588	3	ARBON	27.413	5	3	ARBON	1:17.001	1:17.141	0.140
6	33	COSTIN	49.783	19	LILLEY	27.455	6	33	COSTIN	1:17.024	1:17.072	0.048
7	21	FINNIS	50.331	21	FINNIS	27.521	7	21	FINNIS	1:17.852	1:18.004	0.152
8	27	BETTIS	50.667	293	SMITH	27.750	8	27	BETTIS	1:18.769	1:18.769	0.000
9	189	BARAN	50.959	189	BARAN	27.886	9	293	SMITH	1:18.798	1:19.056	0.258
10	99	ELLIS	51.031	145	CATLING	27.892	10	189	BARAN	1:18.845	1:18.985	0.140
11	293	SMITH	51.048	115	MAHER	27.921	11	115	MAHER	1:18.986	1:19.190	0.204
12	115	MAHER	51.065	99	ELLIS	27.986	12	99	ELLIS	1:19.017	1:19.017	0.000
13	145	CATLING	51.482	15	SVENSEN	28.071	13	145	CATLING	1:19.374	1:19.407	0.033
14	15	SVENSEN	51.633	34	JOHNSON	28.073	14	15	SVENSEN	1:19.704	1:19.763	0.059
15	111	BATE	51.662	27	BETTIS	28.102	15	111	BATE	1:19.969	1:20.589	0.620
16	67	HARVEY	51.835	111	BATE	28.307	16	34	JOHNSON	1:20.118	1:20.628	0.510
17	34	JOHNSON	52.045	74	BLACK	28.572	17	67	HARVEY	1:20.450	1:20.492	0.042
18	74	BLACK	52.063	67	HARVEY	28.615	18	74	BLACK	1:20.635	1:20.797	0.162
19	70	HALL	52.868	70	HALL	28.987	19	70	HALL	1:21.855	1:22.168	0.313
20	47	BOHANAN	52.870	69	GRIFFITHS	29.225	20	47	BOHANAN	1:22.211	1:23.002	0.791
21	777	HIRST	53.712	40	WILKINSON	29.289	21	777	HIRST	1:23.001	1:23.001	0.000
22	281	FARLEY	54.142	777	HIRST	29.289	22	281	FARLEY	1:23.459	1:23.514	0.055
23	818	RICHARDS	54.148	281	FARLEY	29.317	23	818	RICHARDS	1:23.602	1:23.750	0.148
24	69	GRIFFITHS	54.450	47	BOHANAN	29.341	24	69	GRIFFITHS	1:23.675	1:23.675	0.000
25	40	WILKINSON	54.454	818	RICHARDS	29.454	25	40	WILKINSON	1:23.743	1:23.893	0.150
26	51	DURANT	55.422	51	DURANT	30.416	26	51	DURANT	1:25.838	1:27.776	1.938

Weather / Track : Sunny / Dry

Donington Park National: 1.9790 miles
Date: 02/06/2024 Start: 13:46 Finish: 13:57

Results can be found at www.tsl-timing.com

Printed - 13:59 Sunday, 02 June 2024

BMCRC - MRO Championships 2024 - Rnd 4 @ Donington National

MRO Minitwins

RACE 11 - STATISTICS

Competitors Started	26
Planned Start	2024-06-02 @ 13:40:00.000
Actual Start	2024-06-02 @ 13:46:26.419
Finish Time	2024-06-02 @ 13:57:55.644
Track Length	1.9790mi.
Total Laps	229
Total Distance Covered	453.2063mi.

Session Fastest Lap History

NO	NAME	LAP TIME	TIME OF DAY	LAP	VEHICLE
1	**David TWYFORD**	**1:16.122**	13:49:02.049	2	Suzuki SV650
333	**David LINDEMANN**	**1:15.572**	13:49:02.653	2	Suzuki SV650

Session Leader History

NO	NAME	FROM LAP	LAPS LED	DISTANCE	VEHICLE
1	**David TWYFORD**	1	3	5.89 miles	Suzuki SV650
333	**David LINDEMANN**	4	2	3.95 miles	Suzuki SV650
1	**David TWYFORD**	6	1	1.97 miles	Suzuki SV650
333	**David LINDEMANN**	7	1	1.97 miles	Suzuki SV650
1	**David TWYFORD**	8	2	3.95 miles	Suzuki SV650

Flag History

TYPE	TIME OF DAY
GREEN	13:46:26.419
FINISH	13:57:55.644

Flag Statistics

TYPE	COUNT	TOTAL LAPS	TOTAL TIME
Green	1	9	12:59.153
Red	0	0	0.000
Safety Car	0	0	0.000
FCY	0	0	0.000

Weather / Track : Sunny / Dry

Donington Park National: 1.9790 miles
Date: 02/06/2024 Start: 13:46 Finish: 13:57

Results can be found at www.tsl-timing.com

Printed - 13:59 Sunday, 02 June 2024

BMCRC - MRO Championships 2024 - Rnd 4 @ Donington National

MRO Minitwins

RACE 22 - GRID (8 Laps)

ROW 10					28	81	Malvern MAY	
ROW 9	27	62	James KING		26	51	Andrew DURANT	1:27.776
	25	40	Simon WILKINSON	1:23.893				
ROW 8	24	818	Ben RICHARDS	1:23.750	23	69	Jack GRIFFITHS	1:23.675
	22	281	Daniel FARLEY	1:23.514				
ROW 7	21	47	Tristan BOHANAN	1:23.002	20	777	Richard HIRST	1:23.001
	19	70	Colin HALL	1:22.168				
ROW 6	18	74	Daniel BLACK	1:20.797	17	34	Andrew JOHNSON	1:20.628
	16	111	Freddie BATE	1:20.589				
ROW 5	15	67	Simon HARVEY	1:20.492	14	15	James SVENSEN	1:19.763
	13	145	Bradley CATLING	1:19.407				
ROW 4	12	115	Brian MAHER	1:19.190	11	293	Leigh SMITH	1:19.056
	10	99	Lee ELLIS	1:19.017				
ROW 3	9	189	Sebastian BARAN	1:18.985	8	27	Jack BETTIS	1:18.769
	7	21	Toby FINNIS	1:18.004				
ROW 2	6	3	Oliver ARBON	1:17.141	5	33	Steve COSTIN	1:17.072
	4	19	Kevin LILLEY	1:17.049				
ROW 1	3	22	Darren DOWDS	1:16.696	2	1	David TWYFORD	1:15.740
	1	333	David LINDEMANN	1:15.572				

Pole

These results are provisional until the conclusion of any judicial and technical matters.

Donington Park National: 1.9790 miles

Clerk Of Course:	Stewards:	Timekeeper: Craig Smith	

Results can be found at www.tsl-timing.com

Printed - 14:00 Sunday, 02 June 2024

BMCRC - MRO Championships 2024 - Rnd 4 @ Donington National

MRO Minitwins

RACE 22 - CLASSIFICATION

Race Distance: 8 Laps / 15.83 miles

POS	NO	NAME	ENTRY	LAPS	TIME	GAP	DIFF	MPH	BEST	ON	GRD	↑↓
1	1	David TWYFORD	Suzuki SV650 - IMP Racing, MHP, Chris Cowan	8	10:10.791			93.09	1:15.542	5	2	1
2	333	David LINDEMANN	Suzuki SV650 - Giraffe Decorators	8	10:15.342	4.551	4.551	92.40	1:15.120	4	1	-1
3	22	Darren DOWDS	Suzuki SV 650 - sublime dsg Ltd	8	10:21.751	10.960	6.409	91.45	1:16.827	2	3	0
4	3	Oliver ARBON	Suzuki SV650 - TT Plumbing & Heating	8	10:24.082	13.291	2.331	91.11	1:17.007	7	6	2
5	33	Steve COSTIN	Suzuki SV650 - Sublime Designs / T.M Services/ ATP Motors	8	10:25.915	15.124	1.833	90.84	1:17.318	2	5	0
6	21	Toby FINNIS	Suzuki SV650R - Crawfords/ Tey Farm Systems/ Harlow Ag	8	10:29.704	18.913	3.789	90.29	1:17.807	3	7	1
7	189	Sebastian BARAN	-	8	10:39.686	28.895	9.982	88.88	1:18.824	8	9	2
8	19	Kevin LILLEY	SUZUKI SV650 - Trafalgar Cleaning Eqpt. / Steve Jordan Mc	8	10:40.323	29.532	0.637	88.79	1:18.867	7	4	-4
9	293	Leigh SMITH	Suzuki SV650 - Smiths Mechanical Support Ltd, Lamonde Au	8	10:40.919	30.128	0.596	88.71	1:19.049	2	11	2
10	27	Jack BETTIS	Suzuki SV 650 - NB Toolmaking	8	10:42.408	31.617	1.489	88.51	1:18.635	8	8	-2
11	15	James SVENSEN	Suzuki SV650S - Team TSR - HCL - RG Racing	8	10:43.146	32.355	0.738	88.41	1:18.995	8	14	3
12	145	Bradley CATLING	Suzuki SV650 - Electric avenue Leeds Ltd	8	10:45.560	34.769	2.414	88.07	1:19.372	7	13	1
13	99	Lee ELLIS	Suzuki SV650 -	8	10:47.442	36.651	1.882	87.82	1:19.393	6	10	-3
14	34	Andrew JOHNSON	Suzuki SV650 - Rose & Charlie Racing	8	10:51.204	40.413	3.762	87.31	1:20.108	5	17	3
15	67	Simon HARVEY	Suzuki SV650 - Retirement Fund Racing	8	10:51.886	41.095	0.682	87.22	1:20.502	2	15	0
16	74	Daniel BLACK	Suzukis SV650 - DAD	8	11:05.030	54.239	13.144	85.50	1:21.831	2	18	2
17	47	Tristan BOHANAN	SUZUKI SV 650 -	8	11:05.727	54.936	0.697	85.41	1:21.716	2	21	4
18	111	Freddie BATE	Suzuki SV650 - hartjay	8	11:05.981	55.190	0.254	85.37	1:21.988	3	16	-2
19	70	Colin HALL	Suzuki SV 650 -	8	11:19.622	1:08.831	13.641	83.66	1:22.248	8	19	0
20	40	Simon WILKINSON	Suzuki SV650 -	8	11:20.227	1:09.436	0.605	83.59	1:22.723	8	25	5
21	281	Daniel FARLEY	Suzuki SV650 - F-TECH FIRE & ELECTRICAL LTD	8	11:21.377	1:10.586	1.150	83.44	1:23.159	8	22	1
22	818	Ben RICHARDS	Suzuki SV650 - No farmers No Food	8	11:21.630	1:10.839	0.253	83.41	1:23.427	8	24	2
23	777	Richard HIRST	- Northern garage conversion	8	11:29.569	1:18.778	7.939	82.45	1:24.281	7	20	-3
24	51	Andrew DURANT	Suzuki SV650 -	7	10:34.762	1 Lap	1 Lap	78.35	1:28.149	2	26	2

FASTEST LAP

333	David LINDEMANN	Suzuki SV650 - Giraffe Decorators	4	1:15.120	94.84 mph	152.63 kph

Comments:
92.5% of Race Speed = 86.10 mph

Weather / Track : Sunny / Dry
These results are provisional until the conclusion of any judicial and technical matters.

Date: 02/06/2024 Start: 17:16 Finish: 17:26
Donington Park National: 1.9790 miles

Clerk Of Course:	Stewards:	Timekeeper: Craig Smith	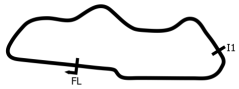

Results can be found at www.tsl-timing.com

Printed - 17:28 Sunday, 02 June 2024

BMCRC - MRO Championships 2024 - Rnd 4 @ Donington National

MRO Minitwins

RACE 22 - LAP CHART

LAP 1 @ 17:17:25.948

NO	BEHIND	LAP TIME
1		1:19.572
22	0.483	1:20.055
333	0.630	1:20.202
33	1.409	1:20.981
21	2.232	1:21.804
3	2.802	1:22.374
19	3.529	1:23.101
293	4.324	1:23.896
189	4.672	1:24.244
15	5.021	1:24.593
27	6.649	1:26.221
67	7.072	1:26.644
145	7.585	1:27.157
99	7.631	1:27.203
111	8.088	1:27.660
34	8.303	1:27.875
74	8.765	1:28.337
47	9.138	1:28.710
70	10.991	1:30.563
40	11.236	1:30.808
818	11.763	1:31.335
281	12.214	1:31.786
777	13.111	1:32.683
51	14.641	1:34.213

LAP 2 @ 17:18:41.642

NO	BEHIND	LAP TIME
1		1:15.694
333	1.190	1:16.254
22	1.616	1:16.827
33	3.033	1:17.318
3	4.595	1:17.487
21	4.703	1:18.165
19	6.915	1:19.080
293	7.679	1:19.049
189	8.046	1:19.068
15	8.834	1:19.507
27	10.588	1:19.633
67	11.880	1:20.502
145	12.021	1:20.130
34	13.167	1:20.558
99	13.251	1:21.314
111	14.797	1:22.403
74	14.902	1:21.831
47	15.160	1:21.716
40	20.568	1:25.026
818	20.989	1:24.920
70	21.185	1:25.888
281	21.294	1:24.774
777	23.030	1:25.613
51	27.096	1:28.149

LAP 3 @ 17:19:57.327

NO	BEHIND	LAP TIME
1		1:15.685
333	0.971	1:15.466
22	3.459	1:17.528
33	4.951	1:17.603
3	6.504	1:17.594
21	6.825	1:17.807
19	11.069	1:19.839
293	11.189	1:19.195
189	12.033	1:19.672
15	13.368	1:20.219
27	14.562	1:19.659
145	16.283	1:19.947
67	16.782	1:20.587
99	18.387	1:20.821
34	18.969	1:21.487
111	21.100	1:21.988
74	21.184	1:21.967
47	22.035	1:22.560
818	28.926	1:23.622
40	29.085	1:24.202
70	30.388	1:24.888
281	30.507	1:24.898
777	32.754	1:25.409
51	41.174	1:29.763

LAP 4 @ 17:21:13.205

NO	BEHIND	LAP TIME
1		1:15.878
333	0.213	1:15.120
22	4.735	1:17.154
33	6.942	1:17.869
3	7.930	1:17.304
21	8.909	1:17.962
19	14.577	1:19.386
293	14.669	1:19.358
189	15.477	1:19.322
15	17.602	1:20.112
27	18.449	1:19.765
145	20.024	1:19.619
67	21.531	1:20.627
99	22.173	1:19.664
34	23.271	1:20.180
74	27.559	1:22.253
111	28.150	1:22.928
47	29.109	1:22.952
40	38.318	1:25.111
70	38.655	1:24.145
818	39.426	1:26.378
281	39.498	1:24.869
777	43.804	1:26.928
51	55.644	1:30.348

LAP 5 @ 17:22:28.747

NO	BEHIND	LAP TIME
1		1:15.542
333	0.279	1:15.608
22	6.611	1:17.418
33	9.640	1:18.240
3	9.752	1:17.364
21	11.427	1:18.060
293	18.818	1:19.691
19	18.902	1:19.867
189	19.004	1:19.069
27	22.299	1:19.392
15	22.613	1:20.553
145	24.343	1:19.861
99	26.327	1:19.696
67	26.876	1:20.887
34	27.837	1:20.108
74	35.134	1:23.117
111	35.621	1:23.013
47	36.162	1:22.595
40	47.016	1:24.240
70	47.120	1:24.007
281	47.514	1:23.558
818	48.178	1:24.294
777	53.498	1:25.236
51	1:10.588	1:30.486

LAP 6 @ 17:23:44.847

NO	BEHIND	LAP TIME
1		1:16.100
333	0.083	1:15.904
22	8.124	1:17.613
3	10.884	1:17.232
33	11.402	1:17.862
21	13.461	1:18.134
293	23.026	1:20.308
189	23.135	1:20.231
19	24.118	1:21.316
27	25.839	1:19.640
15	26.349	1:19.836
145	27.805	1:19.562
99	29.620	1:19.393
34	31.941	1:20.204
67	32.026	1:21.250
74	42.007	1:22.973
47	42.605	1:22.543
111	42.957	1:23.436
40	55.306	1:24.390
70	55.715	1:24.695
281	55.852	1:24.438
818	56.290	1:24.212
777	1:01.941	1:24.543

LAP 7 @ 17:25:01.205

NO	BEHIND	LAP TIME
333		1:16.275
1	0.091	1:16.449
51	1 Lap	1:31.063
22	9.277	1:17.511
3	11.533	1:17.007
33	12.668	1:17.624
21	15.913	1:18.810
189	26.033	1:19.256
293	26.207	1:19.539
19	26.627	1:18.867
27	28.944	1:19.463
15	29.322	1:19.331
145	30.819	1:19.372
99	32.664	1:19.402
34	35.724	1:20.141
67	36.332	1:20.664
74	48.049	1:22.400
47	48.649	1:22.402
111	48.858	1:22.259
70	1:02.545	1:23.188
40	1:02.675	1:23.727
818	1:03.374	1:23.442
281	1:03.389	1:23.895
777	1:09.864	1:24.281

LAP 8 @ 17:26:17.167

NO	BEHIND	LAP TIME
1		1:15.871
333	4.551	1:20.513
22	10.960	1:17.645
3	13.291	1:17.720
33	15.124	1:18.418
21	18.913	1:18.962
51	1 Lap	1:30.740
189	28.895	1:18.824
19	29.532	1:18.867
293	30.128	1:19.883
27	31.617	1:18.635
15	32.355	1:18.995
145	34.769	1:19.912
99	36.651	1:19.949
34	40.413	1:20.651
67	41.095	1:20.725
74	54.239	1:22.152
47	54.936	1:22.249
111	55.190	1:22.294
70	1:08.831	1:22.248
40	1:09.436	1:22.723
281	1:10.586	1:23.159
818	1:10.839	1:23.427
777	1:18.778	1:24.876

Weather / Track : Sunny / Dry

Donington Park National: 1.9790 miles
Date: 02/06/2024 Start: 17:16 Finish: 17:26

Results can be found at www.tsl-timing.com

Printed - 17:28 Sunday, 02 June 2024

BMCRC - MRO Championships 2024 - Rnd 4 @ Donington National

MRO Minitwins

RACE 22 - POSITION CHART

		Lap	1	2	3	4	5	6	7	8
No	Name	Pos								
333	LINDEMANN	1	1	1	1	1	1	1	333	1
1	TWYFORD	2	22	333	333	333	333	333	1	333
22	DOWDS	3	333	22	22	22	22	22	22	22
19	LILLEY	4	33	33	33	33	33	3	3	3
33	COSTIN	5	21	3	3	3	3	33	33	33
3	ARBON	6	3	21	21	21	21	21	21	21
21	FINNIS	7	19	19	19	19	293	293	189	189
27	BETTIS	8	293	293	293	293	19	189	293	19
189	BARAN	9	189	189	189	189	189	19	19	293
99	ELLIS	10	15	15	15	15	27	27	27	27
293	SMITH	11	27	27	27	27	15	15	15	15
145	CATLING	12	67	67	145	145	145	145	145	145
15	SVENSEN	13	145	145	67	67	99	99	99	99
67	HARVEY	14	99	34	99	99	67	34	34	34
111	BATE	15	111	99	34	34	34	67	67	67
34	JOHNSON	16	34	111	111	74	74	74	74	74
74	BLACK	17	74	74	74	111	111	47	47	47
70	HALL	18	47	47	47	47	47	111	111	111
777	HIRST	19	70	40	818	40	40	40	70	70
47	BOHANAN	20	40	818	40	70	70	70	40	40
281	FARLEY	21	818	70	70	818	281	281	818	281
818	RICHARDS	22	281	281	281	281	818	818	281	818
40	WILKINSON	23	777	777	777	777	777	777	777	777
51	DURANT	24	51	51	51	51	51	51	51	

Weather / Track : Sunny / Dry

Donington Park National: 1.9790 miles
Date: 02/06/2024 Start: 17:16 Finish: 17:26

Results can be found at www.tsl-timing.com

Printed - 17:28 Sunday, 02 June 2024

BMCRC - MRO Championships 2024 - Rnd 4 @ Donington National

MRO Minitwins

RACE 22 - SECTOR ANALYSIS

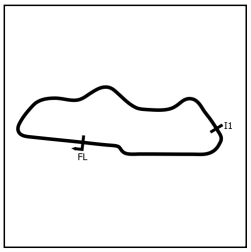

SECTOR 1 = FL to I1, SECTOR 2 = I1 to FL, DIFF = Difference To Personal Best Lap, P = Crossed Finish Line in Pit Lane, D = Time Disallowed

P1 1 David TWYFORD Suzuki SV650 - IMP Racing, MHP, Chris Cowan

IDEAL LAP TIME : 1:15.523 BEST LAP TIME : 1:15.542 DIFFERENCE : 0.019

LAP	SECTOR 1	SECTOR 2	LAP TIME	MPH	DIFF	TIME OF DAY
1 -		27.178	1:19.572	89.53	4.030	17:17:25.948
2 -	48.791	26.903	1:15.694 (3)	94.12	0.152	17:18:41.642
3 -	48.830	26.855	1:15.685 (2)	94.13	0.143	17:19:57.327
4 -	48.887	26.991	1:15.878	93.89	0.336	17:21:13.205
5 -	***48.698***	26.844	***1:15.542 (1)***	***94.31***		***17:22:28.747***
6 -	48.801	27.299	1:16.100	93.62	0.558	17:23:44.847
7 -	49.222	27.227	1:16.449	93.19	0.907	17:25:01.296
8 -	49.046	***26.825***	1:15.871	93.90	0.329	17:26:17.167

P2 333 David LINDEMANN Suzuki SV650 - Giraffe Decorators

IDEAL LAP TIME : 1:15.081 BEST LAP TIME : 1:15.120 DIFFERENCE : 0.039

LAP	SECTOR 1	SECTOR 2	LAP TIME	MPH	DIFF	TIME OF DAY
1 -		26.935	1:20.202	88.83	5.082	17:17:26.578
2 -	49.465	26.789	1:16.254	93.43	1.134	17:18:42.832
3 -	48.832	***26.634***	1:15.466 (2)	94.40	0.346	17:19:58.298
4 -	***48.447***	26.673	***1:15.120 (1)***	***94.84***		***17:21:13.418***
5 -	48.923	26.685	1:15.608 (3)	94.23	0.488	17:22:29.026
6 -	48.936	26.968	1:15.904	93.86	0.784	17:23:44.930
7 -	49.407	26.868	1:16.275	93.40	1.155	17:25:01.205
8 -	49.024	31.489	1:20.513	88.49	5.393	17:26:21.718

P3 22 Darren DOWDS Suzuki SV 650 - sublime dsg Ltd

IDEAL LAP TIME : 1:16.765 BEST LAP TIME : 1:16.827 DIFFERENCE : 0.062

LAP	SECTOR 1	SECTOR 2	LAP TIME	MPH	DIFF	TIME OF DAY
1 -		***27.322***	1:20.055	88.99	3.228	17:17:26.431
2 -	***49.443***	27.384	***1:16.827 (1)***	***92.73***		***17:18:43.258***
3 -	49.985	27.543	1:17.528	91.89	0.701	17:20:00.786
4 -	49.607	27.547	1:17.154 (2)	92.34	0.327	17:21:17.940
5 -	49.866	27.552	1:17.418 (3)	92.02	0.591	17:22:35.358
6 -	49.853	27.760	1:17.613	91.79	0.786	17:23:52.971
7 -	49.978	27.533	1:17.511	91.91	0.684	17:25:10.482
8 -	49.797	27.848	1:17.645	91.75	0.818	17:26:28.127

P4 3 Oliver ARBON Suzuki SV650 - TT Plumbing & Heating

IDEAL LAP TIME : 1:16.992 BEST LAP TIME : 1:17.007 DIFFERENCE : 0.015

LAP	SECTOR 1	SECTOR 2	LAP TIME	MPH	DIFF	TIME OF DAY
1 -		27.562	1:22.374	86.49	5.367	17:17:28.750
2 -	49.922	27.565	1:17.487	91.94	0.480	17:18:46.237
3 -	50.203	***27.391***	1:17.594	91.81	0.587	17:20:03.831
4 -	49.884	27.420	1:17.304 (3)	92.16	0.297	17:21:21.135
5 -	***49.601***	27.763	1:17.364	92.09	0.357	17:22:38.499
6 -	49.622	27.610	1:17.232 (2)	92.24	0.225	17:23:55.731
7 -	49.606	27.401	***1:17.007 (1)***	***92.51***		***17:25:12.738***
8 -	50.102	27.618	1:17.720	91.67	0.713	17:26:30.458

P5 33 Steve COSTIN Suzuki SV650 - Sublime Designs / T.M Services/ ATP Motorspo

IDEAL LAP TIME : 1:17.259 BEST LAP TIME : 1:17.318 DIFFERENCE : 0.059

LAP	SECTOR 1	SECTOR 2	LAP TIME	MPH	DIFF	TIME OF DAY
1 -		27.421	1:20.981	87.97	3.663	17:17:27.357
2 -	***49.862***	27.456	***1:17.318 (1)***	***92.14***		***17:18:44.675***
3 -	50.197	27.406	1:17.603 (2)	91.80	0.285	17:20:02.278
4 -	50.376	27.493	1:17.869	91.49	0.551	17:21:20.147
5 -	50.426	27.814	1:18.240	91.06	0.922	17:22:38.387
6 -	50.198	27.664	1:17.862	91.50	0.544	17:23:56.249
7 -	50.227	***27.397***	1:17.624 (3)	91.78	0.306	17:25:13.873
8 -	50.716	27.702	1:18.418	90.85	1.100	17:26:32.291

Weather / Track : Sunny / Dry

Donington Park National: 1.9790 miles
Date: 02/06/2024 Start: 17:16 Finish: 17:26

BMCRC - MRO Championships 2024 - Rnd 4 @ Donington National

MRO Minitwins

RACE 22 - SECTOR ANALYSIS

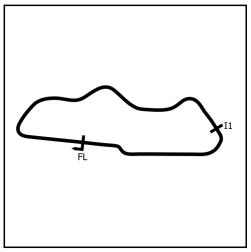

SECTOR 1 = FL to I1, SECTOR 2 = I1 to FL, DIFF = Difference To Personal Best Lap, P = Crossed Finish Line in Pit Lane, D = Time Disallowed

P6 21 Toby FINNIS — Suzuki SV650R - Crawfords/ Tey Farm Systems/ Harlow Ag

IDEAL LAP TIME : 1:17.780 BEST LAP TIME : 1:17.807 DIFFERENCE : 0.027

LAP	SECTOR 1	SECTOR 2	LAP TIME	MPH	DIFF	TIME OF DAY
1 -		27.534	1:21.804	87.09	3.997	17:17:28.180
2 -	***50.269***	27.896	1:18.165	91.14	0.358	17:18:46.345
3 -	50.296	***27.511***	***1:17.807*** **(1)**	***91.56***		***17:20:04.152***
4 -	50.288	27.674	1:17.962 **(2)**	91.38	0.155	17:21:22.114
5 -	50.314	27.746	1:18.060 **(3)**	91.27	0.253	17:22:40.174
6 -	50.341	27.793	1:18.134	91.18	0.327	17:23:58.308
7 -	50.765	28.045	1:18.810	90.40	1.003	17:25:17.118
8 -	51.099	27.863	1:18.962	90.22	1.155	17:26:36.080

P7 189 Sebastian BARAN — -

IDEAL LAP TIME : 1:18.698 BEST LAP TIME : 1:18.824 DIFFERENCE : 0.126

LAP	SECTOR 1	SECTOR 2	LAP TIME	MPH	DIFF	TIME OF DAY
1 -		28.367	1:24.244	84.57	5.420	17:17:30.620
2 -	51.011	28.057	1:19.068 **(2)**	90.10	0.244	17:18:49.688
3 -	51.492	28.180	1:19.672	89.42	0.848	17:20:09.360
4 -	51.383	27.939	1:19.322	89.81	0.498	17:21:28.682
5 -	***50.895***	28.174	1:19.069 **(3)**	90.10	0.245	17:22:47.751
6 -	51.464	28.767	1:20.231	88.80	1.407	17:24:07.982
7 -	51.223	28.033	1:19.256	89.89	0.432	17:25:27.238
8 -	51.021	***27.803***	***1:18.824*** **(1)**	***90.38***		***17:26:46.062***

P8 19 Kevin LILLEY — SUZUKI SV650 - Trafalgar Cleaning Eqpt. / Steve Jordan Motor

IDEAL LAP TIME : 1:18.557 BEST LAP TIME : 1:18.867 DIFFERENCE : 0.310

LAP	SECTOR 1	SECTOR 2	LAP TIME	MPH	DIFF	TIME OF DAY
1 -		27.963	1:23.101	85.73	4.234	17:17:29.477
2 -	***50.623***	28.457	1:19.080 **(3)**	90.09	0.213	17:18:48.557
3 -	51.400	28.439	1:19.839	89.23	0.972	17:20:08.396
4 -	51.106	28.280	1:19.386	89.74	0.519	17:21:27.782
5 -	51.266	28.601	1:19.867	89.20	1.000	17:22:47.649
6 -	53.173	28.143	1:21.316	87.61	2.449	17:24:08.965
7 -	50.688	28.179	***1:18.867*** **(1)**	***90.33***		***17:25:27.832***
8 -	50.933	***27.934***	***1:18.867*** **(1)**	***90.33***		***17:26:46.699***

P9 293 Leigh SMITH — Suzuki SV650 - Smiths Mechanical Support Ltd, Lamonde Auton

IDEAL LAP TIME : 1:18.896 BEST LAP TIME : 1:19.049 DIFFERENCE : 0.153

LAP	SECTOR 1	SECTOR 2	LAP TIME	MPH	DIFF	TIME OF DAY
1 -		28.135	1:23.896	84.92	4.847	17:17:30.272
2 -	51.087	27.962	***1:19.049*** **(1)**	***90.12***		***17:18:49.321***
3 -	***50.993***	28.202	1:19.195 **(2)**	89.96	0.146	17:20:08.516
4 -	51.332	28.026	1:19.358 **(3)**	89.77	0.309	17:21:27.874
5 -	51.484	28.207	1:19.691	89.40	0.642	17:22:47.565
6 -	52.069	28.239	1:20.308	88.71	1.259	17:24:07.873
7 -	51.636	***27.903***	1:19.539	89.57	0.490	17:25:27.412
8 -	51.380	28.503	1:19.883	89.18	0.834	17:26:47.295

P10 27 Jack BETTIS — Suzuki SV 650 - NB Toolmaking

IDEAL LAP TIME : 1:18.635 BEST LAP TIME : 1:18.635 DIFFERENCE : 0.000

LAP	SECTOR 1	SECTOR 2	LAP TIME	MPH	DIFF	TIME OF DAY
1 -		28.689	1:26.221	82.63	7.586	17:17:32.597
2 -	51.662	27.971	1:19.633	89.46	0.998	17:18:52.230
3 -	51.435	28.224	1:19.659	89.43	1.024	17:20:11.889
4 -	51.683	28.082	1:19.765	89.32	1.130	17:21:31.654
5 -	51.041	28.351	1:19.392 **(2)**	89.74	0.757	17:22:51.046
6 -	51.325	28.315	1:19.640	89.46	1.005	17:24:10.686
7 -	51.338	28.125	1:19.463 **(3)**	89.65	0.828	17:25:30.149
8 -	***50.841***	***27.794***	***1:18.635*** **(1)**	***90.60***		***17:26:48.784***

Weather / Track : Sunny / Dry

Donington Park National: 1.9790 miles
Date: 02/06/2024 Start: 17:16 Finish: 17:26

BMCRC - MRO Championships 2024 - Rnd 4 @ Donington National

MRO Minitwins

RACE 22 - SECTOR ANALYSIS

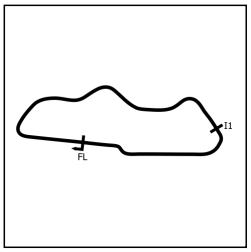

SECTOR 1 = FL to I1, SECTOR 2 = I1 to FL, DIFF = Difference To Personal Best Lap, P = Crossed Finish Line in Pit Lane, D = Time Disallowed

P11 15 James SVENSEN Suzuki SV650S - Team TSR - HCL - RG Racing

IDEAL LAP TIME : 1:18.995 BEST LAP TIME : 1:18.995 DIFFERENCE : 0.000

LAP	SECTOR 1	SECTOR 2	LAP TIME	MPH	DIFF	TIME OF DAY
1 -		28.302	1:24.593	84.22	5.598	17:17:30.969
2 -	51.273	28.234	1:19.507 (3)	89.61	0.512	17:18:50.476
3 -	51.715	28.504	1:20.219	88.81	1.224	17:20:10.695
4 -	51.867	28.245	1:20.112	88.93	1.117	17:21:30.807
5 -	52.220	28.333	1:20.553	88.44	1.558	17:22:51.360
6 -	51.541	28.295	1:19.836	89.24	0.841	17:24:11.196
7 -	51.108	28.223	1:19.331 (2)	89.80	0.336	17:25:30.527
8 -	***50.997***	***27.998***	***1:18.995 (1)***	***90.19***		***17:26:49.522***

P12 145 Bradley CATLING Suzuki SV650 - Electric avenue Leeds Ltd

IDEAL LAP TIME : 1:19.214 BEST LAP TIME : 1:19.372 DIFFERENCE : 0.158

LAP	SECTOR 1	SECTOR 2	LAP TIME	MPH	DIFF	TIME OF DAY
1 -		28.642	1:27.157	81.74	7.785	17:17:33.533
2 -	52.205	***27.925***	1:20.130	88.91	0.758	17:18:53.663
3 -	51.722	28.225	1:19.947	89.11	0.575	17:20:13.610
4 -	51.684	27.935	1:19.619 (3)	89.48	0.247	17:21:33.229
5 -	51.751	28.110	1:19.861	89.21	0.489	17:22:53.090
6 -	51.512	28.050	1:19.562 (2)	89.54	0.190	17:24:12.652
7 -	***51.289***	28.083	***1:19.372 (1)***	***89.76***		***17:25:32.024***
8 -	51.666	28.246	1:19.912	89.15	0.540	17:26:51.936

P13 99 Lee ELLIS Suzuki SV650 -

IDEAL LAP TIME : 1:19.123 BEST LAP TIME : 1:19.393 DIFFERENCE : 0.270

LAP	SECTOR 1	SECTOR 2	LAP TIME	MPH	DIFF	TIME OF DAY
1 -		29.084	1:27.203	81.70	7.810	17:17:33.579
2 -	52.328	28.986	1:21.314	87.61	1.921	17:18:54.893
3 -	52.115	28.706	1:20.821	88.15	1.428	17:20:15.714
4 -	51.361	28.303	1:19.664 (3)	89.43	0.271	17:21:35.378
5 -	51.348	28.348	1:19.696	89.39	0.303	17:22:55.074
6 -	50.999	28.394	***1:19.393 (1)***	***89.73***		***17:24:14.467***
7 -	51.238	***28.164***	1:19.402 (2)	89.72	0.009	17:25:33.869
8 -	***50.959***	28.990	1:19.949	89.11	0.556	17:26:53.818

P14 34 Andrew JOHNSON Suzuki SV650 - Rose & Charlie Racing

IDEAL LAP TIME : 1:19.690 BEST LAP TIME : 1:20.108 DIFFERENCE : 0.418

LAP	SECTOR 1	SECTOR 2	LAP TIME	MPH	DIFF	TIME OF DAY
1 -		29.097	1:27.875	81.07	7.767	17:17:34.251
2 -	51.884	28.674	1:20.558	88.44	0.450	17:18:54.809
3 -	52.243	29.244	1:21.487	87.43	1.379	17:20:16.296
4 -	51.873	28.307	1:20.180 (3)	88.85	0.072	17:21:36.476
5 -	51.583	28.525	***1:20.108 (1)***	***88.93***		***17:22:56.584***
6 -	***51.546***	28.658	1:20.204	88.83	0.096	17:24:16.788
7 -	51.997	***28.144***	1:20.141 (2)	88.90	0.033	17:25:36.929
8 -	51.913	28.738	1:20.651	88.33	0.543	17:26:57.580

P15 67 Simon HARVEY Suzuki SV650 - Retirement Fund Racing

IDEAL LAP TIME : 1:20.386 BEST LAP TIME : 1:20.502 DIFFERENCE : 0.116

LAP	SECTOR 1	SECTOR 2	LAP TIME	MPH	DIFF	TIME OF DAY
1 -		28.848	1:26.644	82.22	6.142	17:17:33.020
2 -	52.026	28.476	***1:20.502 (1)***	***88.50***		***17:18:53.522***
3 -	52.214	***28.373***	1:20.587 (2)	88.40	0.085	17:20:14.109
4 -	***52.013***	28.614	1:20.627 (3)	88.36	0.125	17:21:34.736
5 -	52.220	28.667	1:20.887	88.08	0.385	17:22:55.623
6 -	52.260	28.990	1:21.250	87.68	0.748	17:24:16.873
7 -	52.181	28.483	1:20.664	88.32	0.162	17:25:37.537
8 -	52.085	28.640	1:20.725	88.25	0.223	17:26:58.262

Weather / Track : Sunny / Dry

Donington Park National: 1.9790 miles
Date: 02/06/2024 Start: 17:16 Finish: 17:26

BMCRC - MRO Championships 2024 - Rnd 4 @ Donington National

MRO Minitwins

RACE 22 - SECTOR ANALYSIS

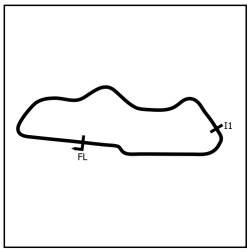

SECTOR 1 = FL to I1, SECTOR 2 = I1 to FL, DIFF = Difference To Personal Best Lap, P = Crossed Finish Line in Pit Lane, D = Time Disallowed

P16 74 Daniel BLACK Suzukis SV650 - DAD

IDEAL LAP TIME : 1:21.502 BEST LAP TIME : 1:21.831 DIFFERENCE : 0.329

LAP	SECTOR 1	SECTOR 2	LAP TIME	MPH	DIFF	TIME OF DAY
1 -		***28.903***	1:28.337	80.65	6.506	17:17:34.713
2 -	***52.599***	29.232	***1:21.831 (1)***	***87.06***		***17:18:56.544***
3 -	52.924	29.043	1:21.967 **(2)**	86.92	0.136	17:20:18.511
4 -	53.052	29.201	1:22.253	86.61	0.422	17:21:40.764
5 -	53.672	29.445	1:23.117	85.71	1.286	17:23:03.881
6 -	53.523	29.450	1:22.973	85.86	1.142	17:24:26.854
7 -	53.235	29.165	1:22.400	86.46	0.569	17:25:49.254
8 -	53.016	29.136	1:22.152 **(3)**	86.72	0.321	17:27:11.406

P17 47 Tristan BOHANAN SUZUKI SV 650 -

IDEAL LAP TIME : 1:21.563 BEST LAP TIME : 1:21.716 DIFFERENCE : 0.153

LAP	SECTOR 1	SECTOR 2	LAP TIME	MPH	DIFF	TIME OF DAY
1 -		***28.924***	1:28.710	80.31	6.994	17:17:35.086
2 -	***52.639***	29.077	***1:21.716 (1)***	***87.18***		***17:18:56.802***
3 -	53.291	29.269	1:22.560	86.29	0.844	17:20:19.362
4 -	53.447	29.505	1:22.952	85.88	1.236	17:21:42.314
5 -	53.213	29.382	1:22.595	86.25	0.879	17:23:04.909
6 -	53.079	29.464	1:22.543	86.31	0.827	17:24:27.452
7 -	53.022	29.380	1:22.402 **(3)**	86.46	0.686	17:25:49.854
8 -	53.074	29.175	1:22.249 **(2)**	86.62	0.533	17:27:12.103

P18 111 Freddie BATE Suzuki SV650 - hartjay

IDEAL LAP TIME : 1:21.683 BEST LAP TIME : 1:21.988 DIFFERENCE : 0.305

LAP	SECTOR 1	SECTOR 2	LAP TIME	MPH	DIFF	TIME OF DAY
1 -		29.380	1:27.660	81.27	5.672	17:17:34.036
2 -	53.101	29.302	1:22.403	86.46	0.415	17:18:56.439
3 -	52.739	29.249	***1:21.988 (1)***	***86.89***		***17:20:18.427***
4 -	53.490	29.438	1:22.928	85.91	0.940	17:21:41.355
5 -	53.398	29.615	1:23.013	85.82	1.025	17:23:04.368
6 -	53.391	30.045	1:23.436	85.39	1.448	17:24:27.804
7 -	53.022	***29.237***	1:22.259 **(2)**	86.61	0.271	17:25:50.063
8 -	***52.446***	29.848	1:22.294 **(3)**	86.57	0.306	17:27:12.357

P19 70 Colin HALL Suzuki SV 650 -

IDEAL LAP TIME : 1:22.248 BEST LAP TIME : 1:22.248 DIFFERENCE : 0.000

LAP	SECTOR 1	SECTOR 2	LAP TIME	MPH	DIFF	TIME OF DAY
1 -		29.849	1:30.563	78.67	8.315	17:17:36.939
2 -	55.020	30.868	1:25.888	82.95	3.640	17:19:02.827
3 -	54.714	30.174	1:24.888	83.92	2.640	17:20:27.715
4 -	54.005	30.140	1:24.145	84.67	1.897	17:21:51.860
5 -	54.414	29.593	1:24.007 **(3)**	84.81	1.759	17:23:15.867
6 -	54.643	30.052	1:24.695	84.12	2.447	17:24:40.562
7 -	53.609	29.579	1:23.188 **(2)**	85.64	0.940	17:26:03.750
8 -	***52.922***	***29.326***	***1:22.248 (1)***	***86.62***		***17:27:25.998***

P20 40 Simon WILKINSON Suzuki SV650 -

IDEAL LAP TIME : 1:22.723 BEST LAP TIME : 1:22.723 DIFFERENCE : 0.000

LAP	SECTOR 1	SECTOR 2	LAP TIME	MPH	DIFF	TIME OF DAY
1 -		29.679	1:30.808	78.45	8.085	17:17:37.184
2 -	55.028	29.998	1:25.026	83.79	2.303	17:19:02.210
3 -	54.287	29.915	1:24.202 **(3)**	84.61	1.479	17:20:26.412
4 -	55.135	29.976	1:25.111	83.71	2.388	17:21:51.523
5 -	54.601	29.639	1:24.240	84.57	1.517	17:23:15.763
6 -	54.594	29.796	1:24.390	84.42	1.667	17:24:40.153
7 -	54.290	29.437	1:23.727 **(2)**	85.09	1.004	17:26:03.880
8 -	***53.425***	***29.298***	***1:22.723 (1)***	***86.12***		***17:27:26.603***

Weather / Track : Sunny / Dry

Donington Park National: 1.9790 miles
Date: 02/06/2024 Start: 17:16 Finish: 17:26

BMCRC - MRO Championships 2024 - Rnd 4 @ Donington National

MRO Minitwins

RACE 22 - SECTOR ANALYSIS

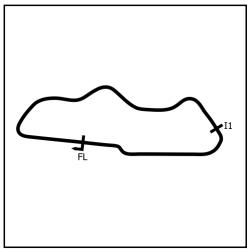

SECTOR 1 = FL to I1, SECTOR 2 = I1 to FL, DIFF = Difference To Personal Best Lap, P = Crossed Finish Line in Pit Lane, D = Time Disallowed

P21 281 Daniel FARLEY Suzuki SV650 - F-TECH FIRE & ELECTRICAL LTD

IDEAL LAP TIME : 1:23.159 BEST LAP TIME : 1:23.159 DIFFERENCE : 0.000

LAP	SECTOR 1	SECTOR 2	LAP TIME	MPH	DIFF	TIME OF DAY
1 -		30.075	1:31.786	77.62	8.627	17:17:38.162
2 -	54.894	29.880	1:24.774	84.04	1.615	17:19:02.936
3 -	54.992	29.906	1:24.898	83.92	1.739	17:20:27.834
4 -	55.212	29.657	1:24.869	83.94	1.710	17:21:52.703
5 -	54.005	29.553	1:23.558 (2)	85.26	0.399	17:23:16.261
6 -	54.693	29.745	1:24.438	84.37	1.279	17:24:40.699
7 -	54.069	29.826	1:23.895 (3)	84.92	0.736	17:26:04.594
8 -	***53.636***	***29.523***	***1:23.159 (1)***	***85.67***		***17:27:27.753***

P22 818 Ben RICHARDS Suzuki SV650 - No farmers No Food

IDEAL LAP TIME : 1:23.226 BEST LAP TIME : 1:23.427 DIFFERENCE : 0.201

LAP	SECTOR 1	SECTOR 2	LAP TIME	MPH	DIFF	TIME OF DAY
1 -		30.091	1:31.335	78.00	7.908	17:17:37.711
2 -	54.752	30.168	1:24.920	83.89	1.493	17:19:02.631
3 -	54.110	29.512	1:23.622 (3)	85.20	0.195	17:20:26.253
4 -	55.576	30.802	1:26.378	82.48	2.951	17:21:52.631
5 -	54.283	30.011	1:24.294	84.52	0.867	17:23:16.925
6 -	54.395	29.817	1:24.212	84.60	0.785	17:24:41.137
7 -	***53.865***	29.577	1:23.442 (2)	85.38	0.015	17:26:04.579
8 -	54.066	***29.361***	***1:23.427 (1)***	***85.39***		***17:27:28.006***

P23 777 Richard HIRST - Northern garage conversion

IDEAL LAP TIME : 1:24.281 BEST LAP TIME : 1:24.281 DIFFERENCE : 0.000

LAP	SECTOR 1	SECTOR 2	LAP TIME	MPH	DIFF	TIME OF DAY
1 -		30.399	1:32.683	76.87	8.402	17:17:39.059
2 -	55.332	30.281	1:25.613	83.21	1.332	17:19:04.672
3 -	55.350	30.059	1:25.409	83.41	1.128	17:20:30.081
4 -	56.947	29.981	1:26.928	81.96	2.647	17:21:57.009
5 -	55.565	29.671	1:25.236	83.58	0.955	17:23:22.245
6 -	54.786	29.757	1:24.543 (2)	84.27	0.262	17:24:46.788
7 -	***54.747***	***29.534***	***1:24.281 (1)***	***84.53***		***17:26:11.069***
8 -	54.912	29.964	1:24.876 (3)	83.94	0.595	17:27:35.945

P24 51 Andrew DURANT Suzuki SV650 -

IDEAL LAP TIME : 1:27.939 BEST LAP TIME : 1:28.149 DIFFERENCE : 0.210

LAP	SECTOR 1	SECTOR 2	LAP TIME	MPH	DIFF	TIME OF DAY
1 -		***31.059***	1:34.213	75.62	6.064	17:17:40.589
2 -	***56.880***	31.269	***1:28.149 (1)***	***80.82***		***17:19:08.738***
3 -	58.300	31.463	1:29.763 (2)	79.37	1.614	17:20:38.501
4 -	58.675	31.673	1:30.348 (3)	78.85	2.199	17:22:08.849
5 -	58.526	31.960	1:30.486	78.73	2.337	17:23:39.335
6 -	59.245	31.818	1:31.063	78.23	2.914	17:25:10.398
7 -	58.704	32.036	1:30.740	78.51	2.591	17:26:41.138

BMCRC - MRO Championships 2024 - Rnd 4 @ Donington National

MRO Minitwins

RACE 22 - BEST SECTORS

SECTOR 1				SECTOR 2			IDEAL / BEST COMPARISON					
POS	NO	NAME	TIME	NO	NAME	TIME	POS	NO	NAME	IDEAL	BEST	DIFF
									PERFECT LAP	1:15.081		
1	333	LINDEMANN	48.447	333	LINDEMANN	26.634	1	333	LINDEMANN	1:15.081	1:15.120	0.039
2	1	TWYFORD	48.698	1	TWYFORD	26.825	2	1	TWYFORD	1:15.523	1:15.542	0.019
3	22	DOWDS	49.443	22	DOWDS	27.322	3	22	DOWDS	1:16.765	1:16.827	0.062
4	3	ARBON	49.601	3	ARBON	27.391	4	3	ARBON	1:16.992	1:17.007	0.015
5	33	COSTIN	49.862	33	COSTIN	27.397	5	33	COSTIN	1:17.259	1:17.318	0.059
6	21	FINNIS	50.269	21	FINNIS	27.511	6	21	FINNIS	1:17.780	1:17.807	0.027
7	19	LILLEY	50.623	27	BETTIS	27.794	7	19	LILLEY	1:18.557	1:18.867	0.310
8	27	BETTIS	50.841	189	BARAN	27.803	8	27	BETTIS	1:18.635	1:18.635	0.000
9	189	BARAN	50.895	293	SMITH	27.903	9	189	BARAN	1:18.698	1:18.824	0.126
10	99	ELLIS	50.959	145	CATLING	27.925	10	293	SMITH	1:18.896	1:19.049	0.153
11	293	SMITH	50.993	19	LILLEY	27.934	11	15	SVENSEN	1:18.995	1:18.995	0.000
12	15	SVENSEN	50.997	15	SVENSEN	27.998	12	99	ELLIS	1:19.123	1:19.393	0.270
13	145	CATLING	51.289	34	JOHNSON	28.144	13	145	CATLING	1:19.214	1:19.372	0.158
14	34	JOHNSON	51.546	99	ELLIS	28.164	14	34	JOHNSON	1:19.690	1:20.108	0.418
15	67	HARVEY	52.013	67	HARVEY	28.373	15	67	HARVEY	1:20.386	1:20.502	0.116
16	111	BATE	52.446	74	BLACK	28.903	16	74	BLACK	1:21.502	1:21.831	0.329
17	74	BLACK	52.599	47	BOHANAN	28.924	17	47	BOHANAN	1:21.563	1:21.716	0.153
18	47	BOHANAN	52.639	111	BATE	29.237	18	111	BATE	1:21.683	1:21.988	0.305
19	70	HALL	52.922	40	WILKINSON	29.298	19	70	HALL	1:22.248	1:22.248	0.000
20	40	WILKINSON	53.425	70	HALL	29.326	20	40	WILKINSON	1:22.723	1:22.723	0.000
21	281	FARLEY	53.636	818	RICHARDS	29.361	21	281	FARLEY	1:23.159	1:23.159	0.000
22	818	RICHARDS	53.865	281	FARLEY	29.523	22	818	RICHARDS	1:23.226	1:23.427	0.201
23	777	HIRST	54.747	777	HIRST	29.534	23	777	HIRST	1:24.281	1:24.281	0.000
24	51	DURANT	56.880	51	DURANT	31.059	24	51	DURANT	1:27.939	1:28.149	0.210

Weather / Track : Sunny / Dry

Donington Park National: 1.9790 miles
Date: 02/06/2024 Start: 17:16 Finish: 17:26

Results can be found at www.tsl-timing.com

Printed - 17:28 Sunday, 02 June 2024

BMCRC - MRO Championships 2024 - Rnd 4 @ Donington National

MRO Minitwins

RACE 22 - STATISTICS

Competitors Started	24
Planned Start	2024-06-02 @ 17:20:00.000
Actual Start	2024-06-02 @ 17:16:06.375
Finish Time	2024-06-02 @ 17:26:17.166
Track Length	1.9790mi.
Total Laps	191
Total Distance Covered	378.0018mi.

Session Fastest Lap History

NO	NAME	LAP TIME	TIME OF DAY	LAP	VEHICLE
1	**David TWYFORD**	**1:15.694**	17:18:41.662	2	Suzuki SV650
1	**David TWYFORD**	**1:15.685**	17:19:57.347	3	Suzuki SV650
333	**David LINDEMANN**	**1:15.466**	17:19:58.324	3	Suzuki SV650
333	**David LINDEMANN**	**1:15.120**	17:21:13.443	4	Suzuki SV650

Session Leader History

NO	NAME	FROM LAP	LAPS LED	DISTANCE	VEHICLE
1	**David TWYFORD**	1	6	11.83 miles	Suzuki SV650
333	**David LINDEMANN**	7	1	1.97 miles	Suzuki SV650
1	**David TWYFORD**	8	1	1.97 miles	Suzuki SV650

Flag History

TYPE	TIME OF DAY
GREEN	17:16:06.375
FINISH	17:26:17.166

Flag Statistics

TYPE	COUNT	TOTAL LAPS	TOTAL TIME
Green	1	8	11:33.942
Red	0	0	0.000
Safety Car	0	0	0.000
FCY	0	0	0.000

ACU KAWASAKI TEAM GREEN JUNIOR CUP / KAWASAKI SENIOR NINJA SERIES / KAWASAKI JUNIOR SUPERSPORT / MODALITY BMZRC 250 MZs

BMCRC-MRO Championships - Round 4

Donington Park National

1st / 2nd June 2024

Timing & Results Provided by Timing Solutions Ltd

www.tsl-timing.com

Donington Park National Circuit

Castle Donington, Derby, UK

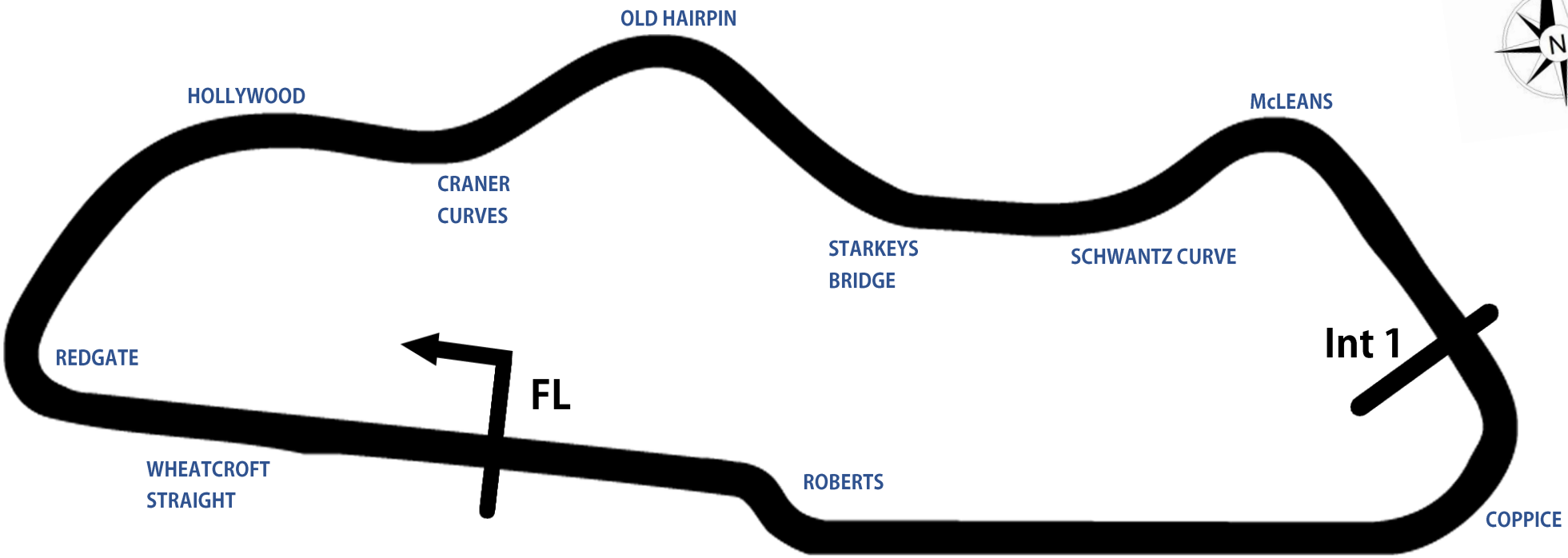

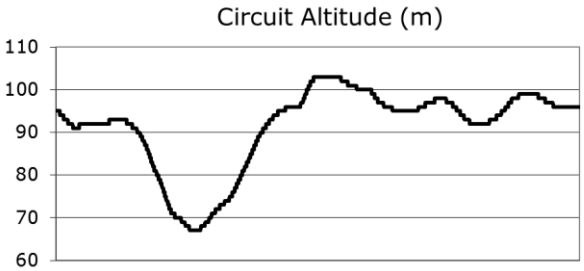

Length	1.9790 miles | 3.185 km | 3185m		
FL	Start @ 60m	52.82971 N	1.37867 W
Int 1	2096m	52.82978 N	1.36508 W
Pit Entry	3158m	52.82951 N	1.37832 W
Pit Exit	229m after FL	52.82996 N	1.38205 W
Pit Entry - Pit Exit	256m, 18.4s @ 50kph, 15.3s @ 60kph		

Results & Live Timing available at – www.tsl-timing.com

Updated - 24/01/2024 10:46

BMCRC - MRO Championships 2024 - Rnd 4 @ Donington National

ACU Team Green Junior Cup & Senior Ninja & BMZRC 250 MZ

QUALIFYING - CLASSIFICATION

POS	NO	CL	PIC	NAME	ENTRY	TIME	ON	LAPS	GAP	DIFF	MPH
1	76	J	1	Luca WILKINSON	Kawasaki NINJA400 - RD RACING	1:22.188	5	7			86.68
2	35	J	2	Zack WESTON	Kawasaki NINJA 400 - NW Racing	1:22.683	7	7	0.495	0.495	86.16
3	2	J	3	Kade WATT	Kawasaki NINJA 400 - 3D Racing	1:22.948	5	7	0.760	0.265	85.89
4	1	S	1	Phil ATKINSON	Kawasaki NINJA 400 - ROSE MOT/Q Oil Treatments	1:23.429	3	7	1.241	0.481	85.39
5	45	J	4	Marley MACKENZIE	Kawasaki NINJA - Kirkcaldy Kawasaki, ELPM	1:23.786	4	7	1.598	0.357	85.03
6	27	S	2	Ben BROWN	Kawasaki NINJA 400 - Hunts Motorcycles	1:24.066	3	7	1.878	0.280	84.75
7	81	J	5	Ollie SIMS	Kawasaki NINJA 400 - Motorbodies Weston ltd	1:24.210	7	7	2.022	0.144	84.60
8	17	S	3	Daryn BUSA	Kawasaki NINJA 400 - iActiveRC	1:25.654	6	7	3.466	1.444	83.17
9	43	S	4	Mark SWARBRICK	Kawasaki NINJA 400 -	1:26.248	3	7	4.060	0.594	82.60
10	134	J	6	Toby SKAYMAN	Kawasaki EX300 - D & A Home Solutions	1:26.447	2	7	4.259	0.199	82.41
11	16	J	7	Aleisha LAYTON	Kawasaki NINJA 400 -	1:26.931	4	7	4.743	0.484	81.95
12	85	MZ	1	Andrew WALES	MZ ETZ 250 - Show Control International	1:27.002	4	7	4.814	0.071	81.89
13	175	J	8	Mason GREASLEY	Kawasaki NINJA 300 - Frame fast	1:27.100	4	7	4.912	0.098	81.79
14	69	MZ	2	Alexander MANN	Mz TS 250 - HS RACING	1:27.140	4	7	4.952	0.040	81.76
15	6	J	9	Kian BUSA	Kawasaki 400 NINJA - iActiveRC	1:27.257	3	7	5.069	0.117	81.65
16	10	S	5	Mike BRUNSDON	Kawasaki NINJA 400 - Parts Europe	1:28.035	3	6	5.847	0.778	80.92
17	96	MZ	3	Chris KENT	MZ TS 250 -	1:28.107	6	7	5.919	0.072	80.86
18	565	MZ	4	Louis KERSHAW	MZ 250 - Team Lucky Streetsy/Walkers Campers	1:28.159	6	7	5.971	0.052	80.81
19	13	MZ	5	Gordon RYAN	MZ 250 - Prism Work Psychology	1:28.649	3	7	6.461	0.490	80.36
20	401	J	10	Archie ORMROD	Kawasaki NINJA 300 - Prestige Flooring	1:29.134	6	7	6.946	0.485	79.93
21	75	MZ	6	Peter WOODALL	MZ ETZ 250 - Online Lubricants	1:29.462	6	7	7.274	0.328	79.63
22	66	S	6	Mark SMITH	Kawasaki EX300 - IMP RACING	1:29.620	7	7	7.432	0.158	79.49
23	95	MZ	7	Christopher ROGERS	Mz ETZ 250 - CB Racing	1:29.646	4	7	7.458	0.026	79.47
24	9	MZ	8	Gary HOWLETT	MZ TS250 - HS Racing	1:31.439	7	7	9.251	1.793	77.91
25	33	J	11	Patrick KLINGE	Kawasaki NINJA 400 - Klingklong Racing	1:31.667	7	7	9.479	0.228	77.72
26	37	MZ_R	1	Harry LAMACRAFT	MZ ETZ 250 - All Flower No Power	1:34.033	1	2	11.845	2.366	75.76
27	166	MZ	9	Graeme LEWIS	MZ 250 - Morris Racing Lubricants #MRL	1:34.124	6	7	11.936	0.091	75.69
28	73	S	7	Jemma GRAYSON	Kawasaki NINJA 300 -	1:34.297	6	6	12.109	0.173	75.55
29	566	MZ	10	Michael WILBY	MZ ETZ 250 - Sziler UK	1:34.487	2	7	12.299	0.190	75.40
30	102	MZ_R	2	Caleb WRIGHT	MZ 250 ETZ - Clover Investments	1:34.550	5	6	12.362	0.063	75.35
31	4	S	8	Nigel FRANKLIN	Kawasaki NINJA - Nigel Franklin	1:34.639	7	7	12.451	0.089	75.28
32	56	MZ	11	Russell TURNER	MZ 250 - TT Racing	1:34.663	4	6	12.475	0.024	75.26
33	22	MZ	12	Simon FINCH	MZ ETZ250 -	1:34.772	2	4	12.584	0.109	75.17
34	26	J	12	Brooke CHAMPION	Kawasaki 300 NINJA -	1:37.615	6	6	15.427	2.843	72.98
35	74	MZ_R	3	Kevin LANE	MZ ETZ - Racing Lane	1:39.557	5	6	17.369	1.942	71.56
36	41	MZ	13	Gary WILLIAMS	MZ ETZ 250 -	1:40.683	3	3	18.495	1.126	70.76
37	93	MZ_R	4	Robert HORNBY	MZ 250 - Illuminate Design	1:45.019	6	6	22.831	4.336	67.84
38	32	MZ	14	John ASHMEAD	Mz 250 -			2			

Weather / Track : Cloudy / Dry

These results are provisional until the conclusion of any judicial and technical matters.

Date: 01/06/2024 Start: 11:15 Finish: 11:26

Donington Park National: 1.9790 miles

Clerk Of Course:	Stewards:	Timekeeper: Craig Smith	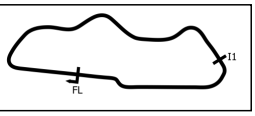

Results can be found at www.tsl-timing.com

Printed - 11:28 Saturday, 01 June 2024

BMCRC - MRO Championships 2024 - Rnd 4 @ Donington National

ACU Team Green Junior Cup & Senior Ninja & BMZRC 250 MZ

QUALIFYING - SECTOR ANALYSIS

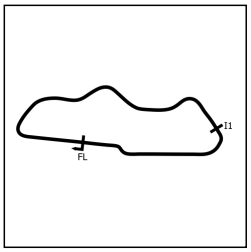

SECTOR 1 = FL to I1, SECTOR 2 = I1 to FL, DIFF = Difference To Personal Best Lap, P = Crossed Finish Line in Pit Lane, D = Time Disallowed

P1 76 J Luca WILKINSON Kawasaki NINJA400 - RD RACING

IDEAL LAP TIME : 1:22.188 BEST LAP TIME : 1:22.188 DIFFERENCE : 0.000

LAP	SECTOR 1	SECTOR 2	LAP TIME	MPH	DIFF	TIME OF DAY
1 -	57.883	30.134	1:28.017	80.94	5.829	11:17:48.330
2 -	54.821	29.552	1:24.373	84.44	2.185	11:19:12.703
3 -	53.854	29.330	1:23.184 (3)	85.64	0.996	11:20:35.887
4 -	53.177	29.324	1:22.501 (2)	86.35	0.313	11:21:58.388
5 -	***53.111***	***29.077***	***1:22.188 (1)***	***86.68***		***11:23:20.576***
6 -	56.354	32.125	1:28.479	80.52	6.291	11:24:49.055
7 -	59.020	34.474	1:33.494	76.20	11.306	11:26:22.549

P2 35 J Zack WESTON Kawasaki NINJA 400 - NW Racing

IDEAL LAP TIME : 1:22.683 BEST LAP TIME : 1:22.683 DIFFERENCE : 0.000

LAP	SECTOR 1	SECTOR 2	LAP TIME	MPH	DIFF	TIME OF DAY
1 -	56.535	29.832	1:26.367	82.49	3.684	11:17:45.454
2 -	54.550	29.470	1:24.020	84.79	1.337	11:19:09.474
3 -	53.934	29.454	1:23.388 (2)	85.43	0.705	11:20:32.862
4 -	53.942	29.530	1:23.472 (3)	85.35	0.789	11:21:56.334
5 -	53.994	29.677	1:23.671	85.15	0.988	11:23:20.005
6 -	54.193	29.473	1:23.666	85.15	0.983	11:24:43.671
7 -	***53.489***	***29.194***	***1:22.683 (1)***	***86.16***		***11:26:06.354***

P3 2 J Kade WATT Kawasaki NINJA 400 - 3D Racing

IDEAL LAP TIME : 1:22.732 BEST LAP TIME : 1:22.948 DIFFERENCE : 0.216

LAP	SECTOR 1	SECTOR 2	LAP TIME	MPH	DIFF	TIME OF DAY
1 -	56.564	30.208	1:26.772	82.10	3.824	11:17:46.129
2 -	54.207	29.586	1:23.793	85.02	0.845	11:19:09.922
3 -	53.923	30.434	1:24.357	84.45	1.409	11:20:34.279
4 -	53.925	29.460	1:23.385	85.44	0.437	11:21:57.664
5 -	***53.515***	29.433	***1:22.948 (1)***	***85.89***		***11:23:20.612***
6 -	53.734	***29.217***	1:22.951 (2)	85.88	0.003	11:24:43.563
7 -	53.754	29.418	1:23.172 (3)	85.66	0.224	11:26:06.735

P4 1 S Phil ATKINSON Kawasaki NINJA 400 - ROSE MOT/Q Oil Treatments

IDEAL LAP TIME : 1:23.278 BEST LAP TIME : 1:23.429 DIFFERENCE : 0.151

LAP	SECTOR 1	SECTOR 2	LAP TIME	MPH	DIFF	TIME OF DAY
1 -	56.476	29.754	1:26.230	82.62	2.801	11:17:45.976
2 -	54.206	29.438	1:23.644	85.17	0.215	11:19:09.620
3 -	53.986	29.443	***1:23.429 (1)***	***85.39***		***11:20:33.049***
4 -	***53.902***	29.593	1:23.495 (3)	85.33	0.066	11:21:56.544
5 -	53.976	30.567	1:24.543	84.27	1.114	11:23:21.087
6 -	56.394	29.561	1:25.955	82.88	2.526	11:24:47.042
7 -	54.064	***29.376***	1:23.440 (2)	85.38	0.011	11:26:10.482

P5 45 J Marley MACKENZIE Kawasaki NINJA - Kirkcaldy Kawasaki, ELPM

IDEAL LAP TIME : 1:23.679 BEST LAP TIME : 1:23.786 DIFFERENCE : 0.107

LAP	SECTOR 1	SECTOR 2	LAP TIME	MPH	DIFF	TIME OF DAY
1 -	58.320	30.420	1:28.740	80.28	4.954	11:17:48.889
2 -	54.765	30.048	1:24.813	84.00	1.027	11:19:13.702
3 -	55.084	30.329	1:25.413	83.41	1.627	11:20:39.115
4 -	54.180	***29.606***	***1:23.786 (1)***	***85.03***		***11:22:02.901***
5 -	54.694	29.904	1:24.598 (2)	84.21	0.812	11:23:27.499
6 -	54.592	30.032	1:24.624 (3)	84.19	0.838	11:24:52.123
7 -	***54.073***	30.644	1:24.717	84.09	0.931	11:26:16.840

Weather / Track : Cloudy / Dry

Donington Park National: 1.9790 miles
Date: 01/06/2024 Start: 11:15 Finish: 11:26

BMCRC - MRO Championships 2024 - Rnd 4 @ Donington National

ACU Team Green Junior Cup & Senior Ninja & BMZRC 250 MZ

QUALIFYING - SECTOR ANALYSIS

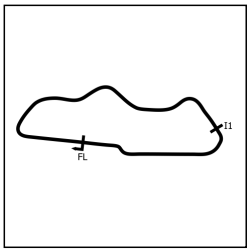

SECTOR 1 = FL to I1, SECTOR 2 = I1 to FL, DIFF = Difference To Personal Best Lap, P = Crossed Finish Line in Pit Lane, D = Time Disallowed

P6 27 S Ben BROWN Kawasaki NINJA 400 - Hunts Motorcycles

IDEAL LAP TIME : 1:24.066 BEST LAP TIME : 1:24.066 DIFFERENCE : 0.000

LAP	SECTOR 1	SECTOR 2	LAP TIME	MPH	DIFF	TIME OF DAY
1 -	56.832	29.925	1:26.757	82.12	2.691	11:17:46.599
2 -	54.388	29.875	1:24.263 (2)	84.55	0.197	11:19:10.862
3 -	***54.211***	***29.855***	***1:24.066 (1)***	***84.75***		***11:20:34.928***
4 -	54.283	30.136	1:24.419 (3)	84.39	0.353	11:21:59.347
5 -	54.586	30.235	1:24.821	83.99	0.755	11:23:24.168
6 -	55.862	30.436	1:26.298	82.55	2.232	11:24:50.466
7 -	55.306	31.181	1:26.487	82.37	2.421	11:26:16.953

P7 81 J Ollie SIMS Kawasaki NINJA 400 - Motorbodies Weston ltd

IDEAL LAP TIME : 1:24.170 BEST LAP TIME : 1:24.210 DIFFERENCE : 0.040

LAP	SECTOR 1	SECTOR 2	LAP TIME	MPH	DIFF	TIME OF DAY
1 -	57.729	30.380	1:28.109	80.86	3.899	11:17:49.006
2 -	***54.468***	30.002	1:24.470 (3)	84.34	0.260	11:19:13.476
3 -	54.619	29.757	1:24.376 (2)	84.43	0.166	11:20:37.852
4 -	54.842	29.912	1:24.754	84.06	0.544	11:22:02.606
5 -	56.164	29.747	1:25.911	82.93	1.701	11:23:28.517
6 -	54.605	30.077	1:24.682	84.13	0.472	11:24:53.199
7 -	54.508	***29.702***	***1:24.210 (1)***	***84.60***		***11:26:17.409***

P8 17 S Daryn BUSA Kawasaki NINJA 400 - iActiveRC

IDEAL LAP TIME : 1:25.641 BEST LAP TIME : 1:25.654 DIFFERENCE : 0.013

LAP	SECTOR 1	SECTOR 2	LAP TIME	MPH	DIFF	TIME OF DAY
1 -	1:01.246	31.464	1:32.710	76.84	7.056	11:17:55.544
2 -	56.593	30.571	1:27.164	81.73	1.510	11:19:22.708
3 -	55.467	30.986	1:26.453	82.41	0.799	11:20:49.161
4 -	***55.403***	30.546	1:25.949 (2)	82.89	0.295	11:22:15.110
5 -	55.950	30.635	1:26.585	82.28	0.931	11:23:41.695
6 -	55.416	***30.238***	***1:25.654 (1)***	***83.17***		***11:25:07.349***
7 -	55.755	30.382	1:26.137 (3)	82.71	0.483	11:26:33.486

P9 43 S Mark SWARBRICK Kawasaki NINJA 400 -

IDEAL LAP TIME : 1:26.111 BEST LAP TIME : 1:26.248 DIFFERENCE : 0.137

LAP	SECTOR 1	SECTOR 2	LAP TIME	MPH	DIFF	TIME OF DAY
1 -	1:01.099	32.552	1:33.651	76.07	7.403	11:17:57.464
2 -	57.593	31.046	1:28.639	80.37	2.391	11:19:26.103
3 -	***55.374***	30.874	***1:26.248 (1)***	***82.60***		***11:20:52.351***
4 -	55.933	30.809	1:26.742 (2)	82.13	0.494	11:22:19.093
5 -	56.416	31.998	1:28.414	80.58	2.166	11:23:47.507
6 -	56.893	***30.737***	1:27.630	81.30	1.382	11:25:15.137
7 -	56.343	31.024	1:27.367 (3)	81.54	1.119	11:26:42.504

P10 134 J Toby SKAYMAN Kawasaki EX300 - D & A Home Solutions

IDEAL LAP TIME : 1:25.861 BEST LAP TIME : 1:26.447 DIFFERENCE : 0.586

LAP	SECTOR 1	SECTOR 2	LAP TIME	MPH	DIFF	TIME OF DAY
1 -	58.166	***30.530***	1:28.696	80.32	2.249	11:17:49.471
2 -	***55.331***	31.116	***1:26.447 (1)***	***82.41***		***11:19:15.918***
3 -	56.106	32.932	1:29.038	80.01	2.591	11:20:44.956
4 -	58.784	31.703	1:30.487	78.73	4.040	11:22:15.443
5 -	56.126	31.968	1:28.094 (3)	80.87	1.647	11:23:43.537
6 -	56.386	31.430	1:27.816 (2)	81.13	1.369	11:25:11.353
7 -	56.312	36.097	1:32.409	77.09	5.962	11:26:43.762

BMCRC - MRO Championships 2024 - Rnd 4 @ Donington National

ACU Team Green Junior Cup & Senior Ninja & BMZRC 250 MZ

QUALIFYING - SECTOR ANALYSIS

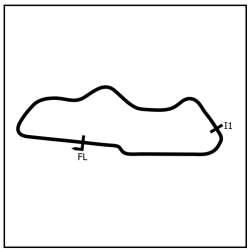

SECTOR 1 = FL to I1, SECTOR 2 = I1 to FL, DIFF = Difference To Personal Best Lap, P = Crossed Finish Line in Pit Lane, D = Time Disallowed

P11 16 J Aleisha LAYTON Kawasaki NINJA 400 -

IDEAL LAP TIME : 1:26.931 BEST LAP TIME : 1:26.931 DIFFERENCE : 0.000

LAP	SECTOR 1	SECTOR 2	LAP TIME	MPH	DIFF	TIME OF DAY
1 -	1:00.506	31.728	1:32.234	77.24	5.303	11:17:54.742
2 -	58.063	31.084	1:29.147	79.92	2.216	11:19:23.889
3 -	56.996	30.938	1:27.934	81.02	1.003	11:20:51.823
4 -	***56.322***	***30.609***	***1:26.931 (1)***	***81.95***		***11:22:18.754***
5 -	56.579	32.048	1:28.627	80.38	1.696	11:23:47.381
6 -	56.625	30.784	1:27.409 **(3)**	81.50	0.478	11:25:14.790
7 -	56.414	30.796	1:27.210 **(2)**	81.69	0.279	11:26:42.000

P12 85 MZ Andrew WALES MZ ETZ 250 - Show Control International

IDEAL LAP TIME : 1:27.002 BEST LAP TIME : 1:27.002 DIFFERENCE : 0.000

LAP	SECTOR 1	SECTOR 2	LAP TIME	MPH	DIFF	TIME OF DAY
1 -	59.985	31.847	1:31.832	77.58	4.830	11:17:57.030
2 -	56.487	31.486	1:27.973 **(3)**	80.98	0.971	11:19:25.003
3 -	56.338	31.218	1:27.556 **(2)**	81.37	0.554	11:20:52.559
4 -	***56.225***	***30.777***	***1:27.002 (1)***	***81.89***		***11:22:19.561***
5 -	56.292	32.024	1:28.316	80.67	1.314	11:23:47.877
6 -	56.934	31.971	1:28.905	80.13	1.903	11:25:16.782
7 -	57.588	31.005	1:28.593	80.41	1.591	11:26:45.375

P13 175 J Mason GREASLEY Kawasaki NINJA 300 - Frame fast

IDEAL LAP TIME : 1:26.888 BEST LAP TIME : 1:27.100 DIFFERENCE : 0.212

LAP	SECTOR 1	SECTOR 2	LAP TIME	MPH	DIFF	TIME OF DAY
1 -	1:02.935	32.706	1:35.641	74.49	8.541	11:17:57.314
2 -	57.853	31.495	1:29.348	79.74	2.248	11:19:26.662
3 -	56.313	31.356	1:27.669	81.26	0.569	11:20:54.331
4 -	56.271	***30.829***	***1:27.100 (1)***	***81.79***		***11:22:21.431***
5 -	56.297	31.458	1:27.755	81.18	0.655	11:23:49.186
6 -	56.239	31.180	1:27.419 **(3)**	81.49	0.319	11:25:16.605
7 -	***56.059***	31.239	1:27.298 **(2)**	81.61	0.198	11:26:43.903

P14 69 MZ Alexander MANN Mz TS 250 - HS RACING

IDEAL LAP TIME : 1:26.588 BEST LAP TIME : 1:27.140 DIFFERENCE : 0.552

LAP	SECTOR 1	SECTOR 2	LAP TIME	MPH	DIFF	TIME OF DAY
1 -	1:00.885	31.796	1:32.681	76.87	5.541	11:17:57.783
2 -	58.689	31.175	1:29.864	79.28	2.724	11:19:27.647
3 -	***55.977***	31.188	1:27.165 **(2)**	81.73	0.025	11:20:54.812
4 -	56.529	***30.611***	***1:27.140 (1)***	***81.76***		***11:22:21.952***
5 -	56.306	31.384	1:27.690	81.24	0.550	11:23:49.642
6 -	56.153	31.092	1:27.245 **(3)**	81.66	0.105	11:25:16.887
7 -	56.983	31.315	1:28.298	80.68	1.158	11:26:45.185

P15 6 J Kian BUSA Kawasaki 400 NINJA - iActiveRC

IDEAL LAP TIME : 1:26.870 BEST LAP TIME : 1:27.257 DIFFERENCE : 0.387

LAP	SECTOR 1	SECTOR 2	LAP TIME	MPH	DIFF	TIME OF DAY
1 -	1:01.180	32.339	1:33.519	76.18	6.262	11:17:57.116
2 -	58.651	31.255	1:29.906	79.24	2.649	11:19:27.022
3 -	56.361	***30.896***	***1:27.257 (1)***	***81.65***		***11:20:54.279***
4 -	***55.974***	31.322	1:27.296 **(2)**	81.61	0.039	11:22:21.575
5 -	56.461	31.569	1:28.030	80.93	0.773	11:23:49.605
6 -	57.258	31.148	1:28.406	80.59	1.149	11:25:18.011
7 -	56.884	31.125	1:28.009 **(3)**	80.95	0.752	11:26:46.020

BMCRC - MRO Championships 2024 - Rnd 4 @ Donington National

ACU Team Green Junior Cup & Senior Ninja & BMZRC 250 MZ

QUALIFYING - SECTOR ANALYSIS

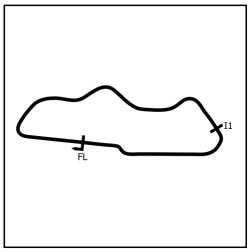

SECTOR 1 = FL to I1, SECTOR 2 = I1 to FL, DIFF = Difference To Personal Best Lap, P = Crossed Finish Line in Pit Lane, D = Time Disallowed

P16 10 S Mike BRUNSDON Kawasaki NINJA 400 - Parts Europe

IDEAL LAP TIME : 1:27.511 BEST LAP TIME : 1:28.035 DIFFERENCE : 0.524

LAP	SECTOR 1	SECTOR 2	LAP TIME	MPH	DIFF	TIME OF DAY
1 -	OUTLAP	31.640	2:31.152	47.13	1:03.117	11:19:04.035
2 -	58.294	31.833	1:30.127	79.05	2.092	11:20:34.162
3 -	57.117	30.918	***1:28.035 (1)***	***80.92***		***11:22:02.197***
4 -	57.383	***30.668***	1:28.051 (2)	80.91	0.016	11:23:30.248
5 -	***56.843***	31.853	1:28.696 (3)	80.32	0.661	11:24:58.944
6 -	57.760	31.322	1:29.082	79.97	1.047	11:26:28.026

P17 96 MZ Chris KENT MZ TS 250 -

IDEAL LAP TIME : 1:27.897 BEST LAP TIME : 1:28.107 DIFFERENCE : 0.210

LAP	SECTOR 1	SECTOR 2	LAP TIME	MPH	DIFF	TIME OF DAY
1 -	58.469	***31.117***	1:29.586	79.52	1.479	11:17:51.154
2 -	57.675	31.503	1:29.178	79.89	1.071	11:19:20.332
3 -	57.356	31.648	1:29.004	80.04	0.897	11:20:49.336
4 -	56.995	31.216	1:28.211 (2)	80.76	0.104	11:22:17.547
5 -	57.633	33.027	1:30.660	78.58	2.553	11:23:48.207
6 -	***56.780***	31.327	***1:28.107 (1)***	***80.86***		***11:25:16.314***
7 -	57.361	31.208	1:28.569 (3)	80.44	0.462	11:26:44.883

P18 565 MZ Louis KERSHAW MZ 250 - Team Lucky Streetsy/Walkers Campers

IDEAL LAP TIME : 1:28.081 BEST LAP TIME : 1:28.159 DIFFERENCE : 0.078

LAP	SECTOR 1	SECTOR 2	LAP TIME	MPH	DIFF	TIME OF DAY
1 -	1:02.589	33.542	1:36.131	74.11	7.972	11:18:06.120
2 -	1:01.540	41.950	1:43.490	68.84	15.331	11:19:49.610
3 -	56.923	31.689	1:28.612 (3)	80.40	0.453	11:21:18.222
4 -	58.121	32.461	1:30.582	78.65	2.423	11:22:48.804
5 -	57.044	31.287	1:28.331 (2)	80.65	0.172	11:24:17.135
6 -	56.953	***31.206***	***1:28.159 (1)***	***80.81***		***11:25:45.294***
7 -	***56.875***	31.776	1:28.651	80.36	0.492	11:27:13.945

P19 13 MZ Gordon RYAN MZ 250 - Prism Work Psychology

IDEAL LAP TIME : 1:28.594 BEST LAP TIME : 1:28.649 DIFFERENCE : 0.055

LAP	SECTOR 1	SECTOR 2	LAP TIME	MPH	DIFF	TIME OF DAY
1 -	1:00.451	31.976	1:32.427	77.08	3.778	11:17:55.358
2 -	58.079	31.781	1:29.860	79.28	1.211	11:19:25.218
3 -	***57.141***	31.508	***1:28.649 (1)***	***80.36***		***11:20:53.867***
4 -	57.739	***31.453***	1:29.192 (2)	79.87	0.543	11:22:23.059
5 -	57.331	32.831	1:30.162	79.02	1.513	11:23:53.221
6 -	59.416	31.676	1:31.092	78.21	2.443	11:25:24.313
7 -	58.157	31.550	1:29.707 (3)	79.42	1.058	11:26:54.020

P20 401 J Archie ORMROD Kawasaki NINJA 300 - Prestige Flooring

IDEAL LAP TIME : 1:29.134 BEST LAP TIME : 1:29.134 DIFFERENCE : 0.000

LAP	SECTOR 1	SECTOR 2	LAP TIME	MPH	DIFF	TIME OF DAY
1 -	1:05.192	33.177	1:38.369	72.42	9.235	11:18:12.138
2 -	58.985	32.509	1:31.494	77.87	2.360	11:19:43.632
3 -	1:00.114	32.229	1:32.343	77.15	3.209	11:21:15.975
4 -	1:01.248	31.849	1:33.097	76.52	3.963	11:22:49.072
5 -	58.376	31.743	1:30.119 (3)	79.05	0.985	11:24:19.191
6 -	***57.557***	***31.577***	***1:29.134 (1)***	***79.93***		***11:25:48.325***
7 -	58.302	31.688	1:29.990 (2)	79.17	0.856	11:27:18.315

BMCRC - MRO Championships 2024 - Rnd 4 @ Donington National

ACU Team Green Junior Cup & Senior Ninja & BMZRC 250 MZ

QUALIFYING - SECTOR ANALYSIS

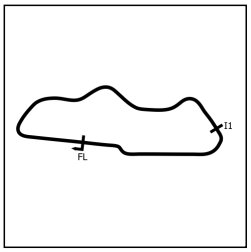

SECTOR 1 = FL to I1, SECTOR 2 = I1 to FL, DIFF = Difference To Personal Best Lap, P = Crossed Finish Line in Pit Lane, D = Time Disallowed

P21 75 MZ Peter WOODALL — MZ ETZ 250 - Online Lubricants

IDEAL LAP TIME : 1:29.369 BEST LAP TIME : 1:29.462 DIFFERENCE : 0.093

LAP	SECTOR 1	SECTOR 2	LAP TIME	MPH	DIFF	TIME OF DAY
1 -	1:01.901	33.669	1:35.570	74.54	6.108	11:18:03.195
2 -	58.758	32.140	1:30.898	78.38	1.436	11:19:34.093
3 -	58.213	32.217	1:30.430	78.78	0.968	11:21:04.523
4 -	57.844	31.897	1:29.741	79.39	0.279	11:22:34.264
5 -	57.917	31.802	1:29.719 (3)	79.41	0.257	11:24:03.983
6 -	57.673	***31.789***	***1:29.462 (1)***	***79.63***		***11:25:33.445***
7 -	***57.580***	31.883	1:29.463 (2)	79.63	0.001	11:27:02.908

P22 66 S Mark SMITH — Kawasaki EX300 - IMP RACING

IDEAL LAP TIME : 1:29.620 BEST LAP TIME : 1:29.620 DIFFERENCE : 0.000

LAP	SECTOR 1	SECTOR 2	LAP TIME	MPH	DIFF	TIME OF DAY
1 -	1:02.695	32.761	1:35.456	74.63	5.836	11:17:58.900
2 -	58.714	32.195	1:30.909	78.37	1.289	11:19:29.809
3 -	58.845	31.951	1:30.796	78.46	1.176	11:21:00.605
4 -	58.193	32.000	1:30.193 (3)	78.99	0.573	11:22:30.798
5 -	57.843	32.040	1:29.883 (2)	79.26	0.263	11:24:00.681
6 -	58.392	32.117	1:30.509	78.71	0.889	11:25:31.190
7 -	***57.752***	***31.868***	***1:29.620 (1)***	***79.49***		***11:27:00.810***

P23 95 MZ Christopher ROGERS — Mz ETZ 250 - CB Racing

IDEAL LAP TIME : 1:29.646 BEST LAP TIME : 1:29.646 DIFFERENCE : 0.000

LAP	SECTOR 1	SECTOR 2	LAP TIME	MPH	DIFF	TIME OF DAY
1 -	1:01.182	32.406	1:33.588	76.12	3.942	11:17:59.178
2 -	58.792	31.932	1:30.724	78.53	1.078	11:19:29.902
3 -	58.183	32.087	1:30.270 (2)	78.92	0.624	11:21:00.172
4 -	***57.875***	***31.771***	***1:29.646 (1)***	***79.47***		***11:22:29.818***
5 -	58.216	32.135	1:30.351 (3)	78.85	0.705	11:24:00.169
6 -	58.487	32.971	1:31.458	77.90	1.812	11:25:31.627
7 -	57.976	32.481	1:30.457	78.76	0.811	11:27:02.084

P24 9 MZ Gary HOWLETT — MZ TS250 - HS Racing

IDEAL LAP TIME : 1:30.924 BEST LAP TIME : 1:31.439 DIFFERENCE : 0.515

LAP	SECTOR 1	SECTOR 2	LAP TIME	MPH	DIFF	TIME OF DAY
1 -	1:05.877	35.347	1:41.224	70.38	9.785	11:18:10.310
2 -	1:01.317	34.408	1:35.725	74.42	4.286	11:19:46.035
3 -	1:00.035	32.997	1:33.032 (3)	76.58	1.593	11:21:19.067
4 -	1:00.386	33.422	1:33.808	75.94	2.369	11:22:52.875
5 -	1:00.679	32.764	1:33.443	76.24	2.004	11:24:26.318
6 -	59.204	***32.316***	1:31.520 (2)	77.84	0.081	11:25:57.838
7 -	***58.608***	32.831	***1:31.439 (1)***	***77.91***		***11:27:29.277***

P25 33 J Patrick KLINGE — Kawasaki NINJA 400 - Klingklong Racing

IDEAL LAP TIME : 1:31.512 BEST LAP TIME : 1:31.667 DIFFERENCE : 0.155

LAP	SECTOR 1	SECTOR 2	LAP TIME	MPH	DIFF	TIME OF DAY
1 -	1:05.124	34.350	1:39.474	71.62	7.807	11:18:05.483
2 -	1:01.044	32.914	1:33.958	75.82	2.291	11:19:39.441
3 -	1:01.875	34.242	1:36.117	74.12	4.450	11:21:15.558
4 -	1:01.355	34.020	1:35.375	74.70	3.708	11:22:50.933
5 -	59.888	32.422	1:32.310 (3)	77.18	0.643	11:24:23.243
6 -	59.376	***32.330***	1:31.706 (2)	77.69	0.039	11:25:54.949
7 -	***59.182***	32.485	***1:31.667 (1)***	***77.72***		***11:27:26.616***

Weather / Track : Cloudy / Dry

Donington Park National: 1.9790 miles
Date: 01/06/2024 Start: 11:15 Finish: 11:26

BMCRC - MRO Championships 2024 - Rnd 4 @ Donington National

ACU Team Green Junior Cup & Senior Ninja & BMZRC 250 MZ

QUALIFYING - SECTOR ANALYSIS

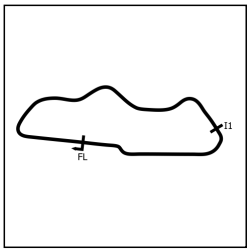

SECTOR 1 = FL to I1, SECTOR 2 = I1 to FL, DIFF = Difference To Personal Best Lap, P = Crossed Finish Line in Pit Lane, D = Time Disallowed

P26 37 MZ_R Harry LAMACRAFT
MZ ETZ 250 - All Flower No Power

IDEAL LAP TIME : 1:31.569 BEST LAP TIME : 1:34.033 DIFFERENCE : 2.464

LAP	SECTOR 1	SECTOR 2	LAP TIME	MPH	DIFF	TIME OF DAY
1 -	1:01.445	***32.588***	***1:34.033 (1)***	***75.76***		***11:18:00.925***
2 -	***58.981***	IN PIT	1:39.423 **P**	71.65	5.390	11:19:40.348

P27 166 MZ Graeme LEWIS
MZ 250 - Morris Racing Lubricants #MRL

IDEAL LAP TIME : 1:33.441 BEST LAP TIME : 1:34.124 DIFFERENCE : 0.683

LAP	SECTOR 1	SECTOR 2	LAP TIME	MPH	DIFF	TIME OF DAY
1 -	1:02.632	33.325	1:35.957	74.24	1.833	11:18:04.199
2 -	***1:00.675***	33.842	1:34.517 **(3)**	75.37	0.393	11:19:38.716
3 -	1:01.612	33.537	1:35.149	74.87	1.025	11:21:13.865
4 -	1:02.234	33.988	1:36.222	74.04	2.098	11:22:50.087
5 -	1:01.547	33.172	1:34.719	75.21	0.595	11:24:24.806
6 -	1:01.358	***32.766***	***1:34.124 (1)***	***75.69***		***11:25:58.930***
7 -	***1:00.675***	33.507	1:34.182 **(2)**	75.64	0.058	11:27:33.112

P28 73 S Jemma GRAYSON
Kawasaki NINJA 300 -

IDEAL LAP TIME : 1:34.119 BEST LAP TIME : 1:34.297 DIFFERENCE : 0.178

LAP	SECTOR 1	SECTOR 2	LAP TIME	MPH	DIFF	TIME OF DAY
1 -	1:07.728	35.526	1:43.254	69.00	8.957	11:18:26.064
2 -	1:03.903	34.185	1:38.088	72.63	3.791	11:20:04.152
3 -	1:03.465	34.042	1:37.507	73.06	3.210	11:21:41.659
4 -	1:02.268	33.319	1:35.587 **(2)**	74.53	1.290	11:23:17.246
5 -	1:03.050	***33.149***	1:36.199 **(3)**	74.06	1.902	11:24:53.445
6 -	***1:00.970***	33.327	***1:34.297 (1)***	***75.55***		***11:26:27.742***

P29 566 MZ Michael WILBY
MZ ETZ 250 - Sziler UK

IDEAL LAP TIME : 1:33.605 BEST LAP TIME : 1:34.487 DIFFERENCE : 0.882

LAP	SECTOR 1	SECTOR 2	LAP TIME	MPH	DIFF	TIME OF DAY
1 -	1:04.461	34.019	1:38.480	72.34	3.993	11:18:08.563
2 -	***1:00.712***	33.775	***1:34.487 (1)***	***75.40***		***11:19:43.050***
3 -	1:01.308	33.601	1:34.909	75.06	0.422	11:21:17.959
4 -	1:01.788	33.531	1:35.319	74.74	0.832	11:22:53.278
5 -	1:01.639	***32.893***	1:34.532 **(2)**	75.36	0.045	11:24:27.810
6 -	1:00.833	34.342	1:35.175	74.85	0.688	11:26:02.985
7 -	1:00.918	33.776	1:34.694 **(3)**	75.23	0.207	11:27:37.679

P30 102 MZ_R Caleb WRIGHT
MZ 250 ETZ - Clover Investments

IDEAL LAP TIME : 1:34.508 BEST LAP TIME : 1:34.550 DIFFERENCE : 0.042

LAP	SECTOR 1	SECTOR 2	LAP TIME	MPH	DIFF	TIME OF DAY
1 -	1:06.378	35.679	1:42.057	69.81	7.507	11:18:21.149
2 -	1:02.943	34.856	1:37.799	72.84	3.249	11:19:58.948
3 -	1:01.936	33.718	1:35.654 **(3)**	74.48	1.104	11:21:34.602
4 -	***1:01.158***	33.625	1:34.783 **(2)**	75.16	0.233	11:23:09.385
5 -	1:01.200	***33.350***	***1:34.550 (1)***	***75.35***		***11:24:43.935***
6 -	1:01.945	34.746	1:36.691	73.68	2.141	11:26:20.626

P31 4 S Nigel FRANKLIN
Kawasaki NINJA - Nigel Franklin

IDEAL LAP TIME : 1:33.989 BEST LAP TIME : 1:34.639 DIFFERENCE : 0.650

LAP	SECTOR 1	SECTOR 2	LAP TIME	MPH	DIFF	TIME OF DAY
1 -	1:04.384	33.949	1:38.333	72.45	3.694	11:18:02.850
2 -	1:03.256	34.795	1:38.051	72.66	3.412	11:19:40.901
3 -	1:02.614	33.984	1:36.598	73.75	1.959	11:21:17.499
4 -	1:01.535	33.386	1:34.921 **(3)**	75.05	0.282	11:22:52.420
5 -	1:01.796	***33.102***	1:34.898 **(2)**	75.07	0.259	11:24:27.318
6 -	1:01.709	33.396	1:35.105	74.91	0.466	11:26:02.423
7 -	***1:00.887***	33.752	***1:34.639 (1)***	***75.28***		***11:27:37.062***

Weather / Track : Cloudy / Dry

Donington Park National: 1.9790 miles
Date: 01/06/2024 Start: 11:15 Finish: 11:26

BMCRC - MRO Championships 2024 - Rnd 4 @ Donington National

ACU Team Green Junior Cup & Senior Ninja & BMZRC 250 MZ

QUALIFYING - SECTOR ANALYSIS

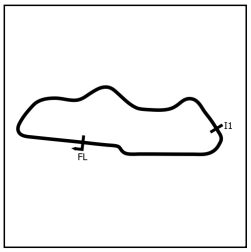

SECTOR 1 = FL to I1, SECTOR 2 = I1 to FL, DIFF = Difference To Personal Best Lap, P = Crossed Finish Line in Pit Lane, D = Time Disallowed

P32 56 MZ Russell TURNER MZ 250 - TT Racing

IDEAL LAP TIME : 1:34.663 BEST LAP TIME : 1:34.663 DIFFERENCE : 0.000

LAP	SECTOR 1	SECTOR 2	LAP TIME	MPH	DIFF	TIME OF DAY
1 -	1:07.627	36.659	1:44.286	68.31	9.623	11:18:19.857
2 -	1:02.952	33.748	1:36.700 (3)	73.67	2.037	11:19:56.557
3 -	1:01.554	33.604	1:35.158 (2)	74.87	0.495	11:21:31.715
4 -	***1:01.128***	***33.535***	***1:34.663 (1)***	***75.26***		***11:23:06.378***
5 -	1:02.782	33.933	1:36.715	73.66	2.052	11:24:43.093
6 -	1:02.248	34.699	1:36.947	73.49	2.284	11:26:20.040

P33 22 MZ Simon FINCH MZ ETZ250 -

IDEAL LAP TIME : 1:34.712 BEST LAP TIME : 1:34.772 DIFFERENCE : 0.060

LAP	SECTOR 1	SECTOR 2	LAP TIME	MPH	DIFF	TIME OF DAY
1 -	1:06.552	35.617	1:42.169	69.73	7.397	11:18:19.083
2 -	***1:01.004***	33.768	***1:34.772 (1)***	***75.17***		***11:19:53.855***
3 -	1:01.076	33.718	1:34.794 (2)	75.15	0.022	11:21:28.649
4 -	1:01.107	***33.708***	1:34.815 (3)	75.14	0.043	11:23:03.464

P34 26 J Brooke CHAMPION Kawasaki 300 NINJA -

IDEAL LAP TIME : 1:37.615 BEST LAP TIME : 1:37.615 DIFFERENCE : 0.000

LAP	SECTOR 1	SECTOR 2	LAP TIME	MPH	DIFF	TIME OF DAY
1 -	1:10.583	35.798	1:46.381	66.97	8.766	11:18:18.739
2 -	1:05.993	34.671	1:40.664	70.77	3.049	11:19:59.403
3 -	1:03.804	34.462	1:38.266 (2)	72.50	0.651	11:21:37.669
4 -	1:03.754	34.823	1:38.577 (3)	72.27	0.962	11:23:16.246
5 -	1:03.793	35.040	1:38.833	72.08	1.218	11:24:55.079
6 -	***1:03.563***	***34.052***	***1:37.615 (1)***	***72.98***		***11:26:32.694***

P35 74 MZ_R Kevin LANE MZ ETZ - Racing Lane

IDEAL LAP TIME : 1:39.359 BEST LAP TIME : 1:39.557 DIFFERENCE : 0.198

LAP	SECTOR 1	SECTOR 2	LAP TIME	MPH	DIFF	TIME OF DAY
1 -	1:06.979	35.809	1:42.788	69.31	3.231	11:18:17.512
2 -	1:05.865	35.432	1:41.297	70.33	1.740	11:19:58.809
3 -	1:05.803	35.223	1:41.026 (3)	70.52	1.469	11:21:39.835
4 -	1:04.862	***35.155***	1:40.017 (2)	71.23	0.460	11:23:19.852
5 -	***1:04.204***	35.353	***1:39.557 (1)***	***71.56***		***11:24:59.409***
6 -	1:08.968	35.680	1:44.648	68.08	5.091	11:26:44.057

P36 41 MZ Gary WILLIAMS MZ ETZ 250 -

IDEAL LAP TIME : 1:40.683 BEST LAP TIME : 1:40.683 DIFFERENCE : 0.000

LAP	SECTOR 1	SECTOR 2	LAP TIME	MPH	DIFF	TIME OF DAY
1 -	OUTLAP	36.917	1:57.381	60.69	16.698	11:18:59.216
2 -	1:06.673	34.894	1:41.567 (2)	70.14	0.884	11:20:40.783
3 -	***1:06.233***	***34.450***	***1:40.683 (1)***	***70.76***		***11:22:21.466***

P37 93 MZ_R Robert HORNBY MZ 250 - Illuminate Design

IDEAL LAP TIME : 1:44.775 BEST LAP TIME : 1:45.019 DIFFERENCE : 0.244

LAP	SECTOR 1	SECTOR 2	LAP TIME	MPH	DIFF	TIME OF DAY
1 -	1:13.810	38.147	1:51.957	63.63	6.938	11:18:26.199
2 -	1:10.366	37.426	1:47.792	66.09	2.773	11:20:13.991
3 -	1:10.696	36.976	1:47.672	66.16	2.653	11:22:01.663
4 -	1:09.432	36.722	1:46.154 (3)	67.11	1.135	11:23:47.817
5 -	***1:08.327***	37.205	1:45.532 (2)	67.51	0.513	11:25:33.349
6 -	1:08.571	***36.448***	***1:45.019 (1)***	***67.84***		***11:27:18.368***

Weather / Track : Cloudy / Dry

Donington Park National: 1.9790 miles
Date: 01/06/2024 Start: 11:15 Finish: 11:26

BMCRC - MRO Championships 2024 - Rnd 4 @ Donington National

ACU Team Green Junior Cup & Senior Ninja & BMZRC 250 MZ

QUALIFYING - SECTOR ANALYSIS

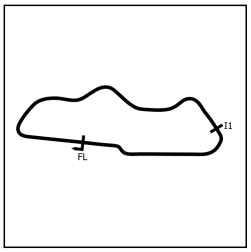

SECTOR 1 = FL to I1, SECTOR 2 = I1 to FL, DIFF = Difference To Personal Best Lap, P = Crossed Finish Line in Pit Lane, D = Time Disallowed

P38 32 MZ John ASHMEAD Mz 250 -

IDEAL LAP TIME : BEST LAP TIME : DIFFERENCE :

LAP	SECTOR 1	SECTOR 2	LAP TIME		MPH	DIFF	TIME OF DAY
1 -	***OUTLAP***	IN PIT	4:43.861	**P**	25.09		11:24:46.545
2 -	***OUTLAP***	***33.288***	1:53.779		62.61		11:26:40.324

Weather / Track : Cloudy / Dry

Donington Park National: 1.9790 miles
Date: 01/06/2024 Start: 11:15 Finish: 11:26

BMCRC - MRO Championships 2024 - Rnd 4 @ Donington National

ACU Team Green Junior Cup & Senior Ninja & BMZRC 250 MZ

QUALIFYING - BEST SECTORS

	SECTOR 1			SECTOR 2			IDEAL / BEST COMPARISON					
POS	NO	NAME	TIME	NO	NAME	TIME	POS	NO	NAME	IDEAL	BEST	DIFF
									PERFECT LAP	1:22.188		
1	76	WILKINSON	53.111	76	WILKINSON	29.077	1	76	WILKINSON	1:22.188	1:22.188	0.000
2	35	WESTON	53.489	35	WESTON	29.194	2	35	WESTON	1:22.683	1:22.683	0.000
3	2	WATT	53.515	2	WATT	29.217	3	2	WATT	1:22.732	1:22.948	0.216
4	1	ATKINSON	53.902	1	ATKINSON	29.376	4	1	ATKINSON	1:23.278	1:23.429	0.151
5	45	MACKENZIE	54.073	45	MACKENZIE	29.606	5	45	MACKENZIE	1:23.679	1:23.786	0.107
6	27	BROWN	54.211	81	SIMS	29.702	6	27	BROWN	1:24.066	1:24.066	0.000
7	81	SIMS	54.468	27	BROWN	29.855	7	81	SIMS	1:24.170	1:24.210	0.040
8	134	SKAYMAN	55.331	17	BUSA	30.238	8	17	BUSA	1:25.641	1:25.654	0.013
9	43	SWARBRICK	55.374	134	SKAYMAN	30.530	9	134	SKAYMAN	1:25.861	1:26.447	0.586
10	17	BUSA	55.403	16	LAYTON	30.609	10	43	SWARBRICK	1:26.111	1:26.248	0.137
11	6	BUSA	55.974	69	MANN	30.611	11	69	MANN	1:26.588	1:27.140	0.552
12	69	MANN	55.977	10	BRUNSDON	30.668	12	6	BUSA	1:26.870	1:27.257	0.387
13	175	GREASLEY	56.059	43	SWARBRICK	30.737	13	175	GREASLEY	1:26.888	1:27.100	0.212
14	85	WALES	56.225	85	WALES	30.777	14	16	LAYTON	1:26.931	1:26.931	0.000
15	16	LAYTON	56.322	175	GREASLEY	30.829	15	85	WALES	1:27.002	1:27.002	0.000
16	96	KENT	56.780	6	BUSA	30.896	16	10	BRUNSDON	1:27.511	1:28.035	0.524
17	10	BRUNSDON	56.843	96	KENT	31.117	17	96	KENT	1:27.897	1:28.107	0.210
18	565	KERSHAW	56.875	565	KERSHAW	31.206	18	565	KERSHAW	1:28.081	1:28.159	0.078
19	13	RYAN	57.141	13	RYAN	31.453	19	13	RYAN	1:28.594	1:28.649	0.055
20	401	ORMROD	57.557	401	ORMROD	31.577	20	401	ORMROD	1:29.134	1:29.134	0.000
21	75	WOODALL	57.580	95	ROGERS	31.771	21	75	WOODALL	1:29.369	1:29.462	0.093
22	66	SMITH	57.752	75	WOODALL	31.789	22	66	SMITH	1:29.620	1:29.620	0.000
23	95	ROGERS	57.875	66	SMITH	31.868	23	95	ROGERS	1:29.646	1:29.646	0.000
24	9	HOWLETT	58.608	9	HOWLETT	32.316	24	9	HOWLETT	1:30.924	1:31.439	0.515
25	37	LAMACRAFT	58.981	33	KLINGE	32.330	25	33	KLINGE	1:31.512	1:31.667	0.155
26	33	KLINGE	59.182	37	LAMACRAFT	32.588	26	37	LAMACRAFT	1:31.569	1:34.033	2.464
27	166	LEWIS	1:00.675	166	LEWIS	32.766	27	166	LEWIS	1:33.441	1:34.124	0.683
28	566	WILBY	1:00.712	566	WILBY	32.893	28	566	WILBY	1:33.605	1:34.487	0.882
29	4	FRANKLIN	1:00.887	4	FRANKLIN	33.102	29	4	FRANKLIN	1:33.989	1:34.639	0.650
30	73	GRAYSON	1:00.970	73	GRAYSON	33.149	30	73	GRAYSON	1:34.119	1:34.297	0.178
31	22	FINCH	1:01.004	32	ASHMEAD	33.288	31	102	WRIGHT	1:34.508	1:34.550	0.042
32	56	TURNER	1:01.128	102	WRIGHT	33.350	32	56	TURNER	1:34.663	1:34.663	0.000
33	102	WRIGHT	1:01.158	56	TURNER	33.535	33	22	FINCH	1:34.712	1:34.772	0.060
34	26	CHAMPION	1:03.563	22	FINCH	33.708	34	26	CHAMPION	1:37.615	1:37.615	0.000
35	74	LANE	1:04.204	26	CHAMPION	34.052	35	74	LANE	1:39.359	1:39.557	0.198
36	41	WILLIAMS	1:06.233	41	WILLIAMS	34.450	36	41	WILLIAMS	1:40.683	1:40.683	0.000
37	93	HORNBY	1:08.327	74	LANE	35.155	37	93	HORNBY	1:44.775	1:45.019	0.244
38				93	HORNBY	36.448	38	32	ASHMEAD			

Weather / Track : Cloudy / Dry

Donington Park National: 1.9790 miles
Date: 01/06/2024 Start: 11:15 Finish: 11:26

Results can be found at www.tsl-timing.com

Printed - 11:28 Saturday, 01 June 2024

BMCRC - MRO Championships 2024 - Rnd 4 @ Donington National

ACU Team Green Junior Cup & Senior Ninja & BMZRC 250 MZ

QUALIFYING - STATISTICS

Competitors Started	38
Planned Start	2024-06-01 @ 11:00:00.000
Actual Start	2024-06-01 @ 11:15:54.528
Finish Time	2024-06-01 @ 11:26:06.353
Track Length	1.9790mi.
Total Laps	242
Total Distance Covered	478.9342mi.

Session Fastest Lap History

NO	CL	NAME	LAP TIME	TIME OF DAY	LAP	VEHICLE
35	J	**Zack WESTON**	**1:26.367**	11:17:45.468	1	Kawasaki NINJA 400
1	S	**Phil ATKINSON**	**1:26.230**	11:17:45.983	1	Kawasaki NINJA 400
35	J	**Zack WESTON**	**1:24.020**	11:19:09.487	2	Kawasaki NINJA 400
1	S	**Phil ATKINSON**	**1:23.644**	11:19:09.626	2	Kawasaki NINJA 400
35	J	**Zack WESTON**	**1:23.388**	11:20:32.875	3	Kawasaki NINJA 400
76	J	**Luca WILKINSON**	**1:23.184**	11:20:35.902	3	Kawasaki NINJA400
76	J	**Luca WILKINSON**	**1:22.501**	11:21:58.403	4	Kawasaki NINJA400
76	J	**Luca WILKINSON**	**1:22.188**	11:23:20.599	5	Kawasaki NINJA400

Flag History

TYPE	TIME OF DAY
GREEN	11:15:54.528
FINISH	11:26:06.353

Flag Statistics

TYPE	COUNT	TOTAL LAPS	TOTAL TIME
Green	1	7	11:59.881
Red	0	0	0.000
Safety Car	0	0	0.000
FCY	0	0	0.000

Weather / Track : Cloudy / Dry

Donington Park National: 1.9790 miles
Date: 01/06/2024 Start: 11:15 Finish: 11:26

BMCRC - MRO Championships 2024 - Rnd 4 @ Donington National

ACU Team Green Junior Cup & Senior Ninja & BMZRC 250 MZ

QUALIFYING - STATISTICS

CLASS : J

12 Starters

Fastest Lap History

NO	NAME	LAP TIME	TIME OF DAY	LAP	VEHICLE
35	**Zack WESTON**	**1:26.367**	11:17:45.468	1	Kawasaki NINJA 400
35	**Zack WESTON**	**1:24.020**	11:19:09.487	2	Kawasaki NINJA 400
2	**Kade WATT**	**1:23.793**	11:19:09.956	2	Kawasaki NINJA 400
35	**Zack WESTON**	**1:23.388**	11:20:32.875	3	Kawasaki NINJA 400
76	**Luca WILKINSON**	**1:23.184**	11:20:35.902	3	Kawasaki NINJA400
76	**Luca WILKINSON**	**1:22.501**	11:21:58.403	4	Kawasaki NINJA400
76	**Luca WILKINSON**	**1:22.188**	11:23:20.599	5	Kawasaki NINJA400

BMCRC - MRO Championships 2024 - Rnd 4 @ Donington National

ACU Team Green Junior Cup & Senior Ninja & BMZRC 250 MZ

QUALIFYING - STATISTICS

CLASS : S

8 Starters

Fastest Lap History

NO	NAME	LAP TIME	TIME OF DAY	LAP	VEHICLE
1	**Phil ATKINSON**	**1:26.230**	11:17:45.983	1	Kawasaki NINJA 400
1	**Phil ATKINSON**	**1:23.644**	11:19:09.626	2	Kawasaki NINJA 400
1	**Phil ATKINSON**	**1:23.429**	11:20:33.056	3	Kawasaki NINJA 400

Weather / Track : Cloudy / Dry

Donington Park National: 1.9790 miles
Date: 01/06/2024 Start: 11:15 Finish: 11:26

BMCRC - MRO Championships 2024 - Rnd 4 @ Donington National

ACU Team Green Junior Cup & Senior Ninja & BMZRC 250 MZ

QUALIFYING - STATISTICS

CLASS : MZ_R

4 Starters

Fastest Lap History

NO	NAME	LAP TIME	TIME OF DAY	LAP	VEHICLE
37	**Harry LAMACRAFT**	**1:34.033**	11:18:00.957	1	MZ ETZ 250

Weather / Track : Cloudy / Dry

Donington Park National: 1.9790 miles
Date: 01/06/2024 Start: 11:15 Finish: 11:26

BMCRC - MRO Championships 2024 - Rnd 4 @ Donington National

ACU Team Green Junior Cup & Senior Ninja & BMZRC 250 MZ

QUALIFYING - STATISTICS

CLASS : MZ

14 Starters

Fastest Lap History

NO	NAME	LAP TIME	TIME OF DAY	LAP	VEHICLE
96	**Chris KENT**	**1:29.586**	11:17:51.185	1	MZ TS 250
96	**Chris KENT**	**1:29.178**	11:19:20.364	2	MZ TS 250
85	**Andrew WALES**	**1:27.973**	11:19:25.032	2	MZ ETZ 250
85	**Andrew WALES**	**1:27.556**	11:20:52.588	3	MZ ETZ 250
69	**Alexander MANN**	**1:27.165**	11:20:54.843	3	Mz TS 250
85	**Andrew WALES**	**1:27.002**	11:22:19.590	4	MZ ETZ 250

Weather / Track : Cloudy / Dry

Donington Park National: 1.9790 miles
Date: 01/06/2024 Start: 11:15 Finish: 11:26

TEAM GREEN JUNIOR CUP | Kawasaki SENIOR NINJA SERIES | Kawasaki JUNIOR SUPERSPORT | modality BMZRC 250 MZS

BMCRC - MRO Championships 2024 - Rnd 4 @ Donington National

ACU Team Green Junior Cup & Senior Ninja & BMZRC 250 MZ

RACE 9 - GRID (7 Laps)

ROW 15	1			1			43	11 Carl CRIPPS
ROW 14	42	32 John ASHMEAD		41	93 Robert HORNBY	1:45.019	40	41 Gary WILLIAMS 1:40.683
ROW 13	39	74 Kevin LANE	1:39.557	38	22 Simon FINCH	1:34.772	37	56 Russell TURNER 1:34.663
ROW 12	36	102 Caleb WRIGHT	1:34.550	35	566 Michael WILBY	1:34.487	34	166 Graeme LEWIS 1:34.124
ROW 11	33	37 Harry LAMACRAFT	1:34.033	32	9 Gary HOWLETT	1:31.439	31	95 Christopher ROGERS 1:29.646
ROW 10	30	75 Peter WOODALL	1:29.462	29	13 Gordon RYAN	1:28.649	28	565 Louis KERSHAW 1:28.159
ROW 9	27	96 Chris KENT	1:28.107	26	69 Alexander MANN	1:27.140	25	85 Andrew WALES 1:27.002
ROW 8	24			23			22	
ROW 7	21			20	26 Brooke CHAMPION	1:37.615	19	4 Nigel FRANKLIN 1:34.639
ROW 6	18	73 Jemma GRAYSON	1:34.297	17	33 Patrick KLINGE	1:31.667	16	66 Mark SMITH 1:29.620
ROW 5	15	401 Archie ORMROD	1:29.134	14	10 Mike BRUNSDON	1:28.035	13	6 Kian BUSA 1:27.257
ROW 4	12	175 Mason GREASLEY	1:27.100	11	16 Aleisha LAYTON	1:26.931	10	134 Toby SKAYMAN 1:26.447
ROW 3	9	43 Mark SWARBRICK	1:26.248	8	17 Daryn BUSA	1:25.654	7	81 Ollie SIMS 1:24.210
ROW 2	6	27 Ben BROWN	1:24.066	5	45 Marley MACKENZIE	1:23.786	4	1 Phil ATKINSON 1:23.429
ROW 1	3	2 Kade WATT	1:22.948	2	35 Zack WESTON	1:22.683	1	76 Luca WILKINSON 1:22.188

Pole

These results are provisional until the conclusion of any judicial and technical matters.

Donington Park National: 1.9790 miles

Clerk Of Course:	Stewards:	Timekeeper: Craig Smith	

Results can be found at www.tsl-timing.com

Printed - 11:29 Saturday, 01 June 2024

TSL SPORTS TIMING TIMING SOLUTIONS LTD

BMCRC - MRO Championships 2024 - Rnd 4 @ Donington National

ACU Team Green Junior Cup & Senior Ninja & BMZRC 250 MZ

RACE 9 - CLASSIFICATION

Race Distance: 4 Laps / 7.91 miles

POS	NO	CL	PIC	NAME	ENTRY	LAPS	TIME	GAP	DIFF	MPH	BEST	ON	GRD	↑↓
1	35	J	1	Zack WESTON	Kawasaki NINJA 400 - NW Racing	4	5:34.607			84.76	1:22.002	4	2	1
2	76	J	2	Luca WILKINSON	Kawasaki NINJA400 - RD RACING	4	5:34.927	0.320	0.320	84.68	1:21.920	3	1	-1
3	2	J	3	Kade WATT	Kawasaki NINJA 400 - 3D Racing	4	5:35.425	0.818	0.498	84.55	1:22.288	4	3	0
4	81	J	4	Ollie SIMS	Kawasaki NINJA 400 - Motorbodies Weston ltd	4	5:38.794	4.187	3.369	83.71	1:22.876	3	7	3
5	45	J	5	Marley MACKENZIE	Kawasaki NINJA - Kirkcaldy Kawasaki, ELPM	4	5:38.978	4.371	0.184	83.66	1:23.065	3	5	0
6	17	S	1	Daryn BUSA	Kawasaki NINJA 400 - iActiveRC	4	5:43.218	8.611	4.240	82.63	1:24.433	2	8	2
7	27	S	2	Ben BROWN	Kawasaki NINJA 400 - Hunts Motorcycles	4	5:43.463	8.856	0.245	82.57	1:24.548	2	6	-1
8	1	S	3	Phil ATKINSON	Kawasaki NINJA 400 - ROSE MOT/Q Oil Treatments	4	5:43.585	8.978	0.122	82.54	1:22.687	2	4	-4
9	16	J	6	Aleisha LAYTON	Kawasaki NINJA 400 -	4	5:50.872	16.265	7.287	80.83	1:26.293	2	11	2
10	43	S	4	Mark SWARBRICK	Kawasaki NINJA 400 -	4	5:51.564	16.957	0.692	80.67	1:26.382	3	9	-1
11	134	J	7	Toby SKAYMAN	Kawasaki EX300 - D & A Home Solutions	4	5:53.837	19.230	2.273	80.15	1:26.898	3	10	-1
12	6	J	8	Kian BUSA	Kawasaki 400 NINJA - iActiveRC	4	5:53.964	19.357	0.127	80.12	1:27.204	3	13	1
13	10	S	5	Mike BRUNSDON	Kawasaki NINJA 400 - Parts Europe	4	5:57.682	23.075	3.718	79.29	1:26.875	4	14	1
14	66	S	6	Mark SMITH	Kawasaki EX300 - IMP RACING	4	6:01.242	26.635	3.560	78.51	1:28.914	4	16	2
15	33	J	9	Patrick KLINGE	Kawasaki NINJA 400 - Klingklong Racing	4	6:15.656	41.049	14.414	75.50	1:31.884	4	17	2
16	73	S	7	Jemma GRAYSON	Kawasaki NINJA 300 -	4	6:20.636	46.029	4.980	74.51	1:32.750	4	18	2
17	4	S	8	Nigel FRANKLIN	Kawasaki NINJA - Nigel Franklin	4	6:22.391	47.784	1.755	74.17	1:33.659	3	19	2
18	85	MZ	1	Andrew WALES	MZ ETZ 250 - Show Control International	4	6:27.334	52.727	4.943	73.22	1:27.469	3	21	3
19	96	MZ	2	Chris KENT	MZ TS 250 -	4	6:27.407	52.800	0.073	73.20	1:26.692	3	23	4
20	69	MZ	3	Alexander MANN	Mz TS 250 - HS RACING	4	6:27.900	53.293	0.493	73.11	1:27.721	2	22	2
21	95	MZ	4	Christopher ROGERS	Mz ETZ 250 - CB Racing	4	6:32.002	57.395	4.102	72.35	1:28.371	2	27	6
22	75	MZ	5	Peter WOODALL	MZ ETZ 250 - Online Lubricants	4	6:32.956	58.349	0.954	72.17	1:28.952	2	26	4
23	13	MZ	6	Gordon RYAN	MZ 250 - Prism Work Psychology	4	6:36.161	1:01.554	3.205	71.59	1:29.925	3	25	2
24	401	J	10	Archie ORMROD	Kawasaki NINJA 300 - Prestige Flooring	4	6:37.436	1:02.829	1.275	71.36	1:30.512	4	15	-9
25	9	MZ	7	Gary HOWLETT	MZ TS250 - HS Racing	4	6:38.148	1:03.541	0.712	71.23	1:29.788	4	28	3
26	32	MZ	8	John ASHMEAD	Mz 250 -	4	6:39.163	1:04.556	1.015	71.05	1:30.385	2	38	12
27	26	J	11	Brooke CHAMPION	Kawasaki 300 NINJA -	3	5:12.949	1 Lap	1 Lap	67.86	1:41.424	2	20	-7
28	166	MZ	9	Graeme LEWIS	MZ 250 - Morris Racing Lubricants #MRL	3	5:13.534	1 Lap	0.585	67.73	1:31.837	2	30	2
29	566	MZ	10	Michael WILBY	MZ ETZ 250 - Sziler UK	3	5:19.773	1 Lap	6.239	66.41	1:33.738	2	31	2
30	41	MZ	11	Gary WILLIAMS	MZ ETZ 250 -	3	5:20.469	1 Lap	0.696	66.26	1:34.815	2	36	6
31	102	MZ_R	1	Caleb WRIGHT	MZ 250 ETZ - Clover Investments	3	5:20.705	1 Lap	0.236	66.22	1:34.672	3	32	1
32	56	MZ	12	Russell TURNER	MZ 250 - TT Racing	3	5:21.596	1 Lap	0.891	66.03	1:33.977	3	33	1
33	22	MZ	13	Simon FINCH	MZ ETZ250 -	3	5:22.319	1 Lap	0.723	65.88	1:34.359	2	34	1
34	74	MZ_R	2	Kevin LANE	MZ ETZ - Racing Lane	3	5:42.959	1 Lap	20.640	61.92	1:41.817	3	35	1

NOT CLASSIFIED

DNF	565	MZ		Louis KERSHAW	MZ 250 - Team Lucky Streetsy/Walkers Campers	3	4:58.644	1 Lap		71.11	1:27.041	2	24	
DNF	37	MZ_R		Harry LAMACRAFT	MZ ETZ 250 - All Flower No Power	0							29	

FASTEST LAP

76	J	Luca WILKINSON	Kawasaki NINJA400 - RD RACING	3	1:21.920	86.97 mph	139.96 kph
1	S	Phil ATKINSON	Kawasaki NINJA 400 - ROSE MOT/Q Oil Treatments	2	1:22.687	86.16 mph	138.66 kph
96	MZ	Chris KENT	MZ TS 250 -	3	1:26.692	82.18 mph	132.26 kph
102	MZ_R	Caleb WRIGHT	MZ 250 ETZ - Clover Investments	3	1:34.672	75.25 mph	121.11 kph

Comments:
Class J - 92.5% of Race Speed = 78.40 mph
Class S - 92.5% of Race Speed = 76.43 mph
Class MZ - 92.5% of Race Speed = 67.72 mph
Class MZ_R - 92.5% of Race Speed = 61.25 mph

Red Flag (end of session): 15:33

Weather / Track : Cloudy / Dry
These results are provisional until the conclusion of any judicial and technical matters.

Date: 01/06/2024 Start: 15:27 Finish: 15:32
Donington Park National: 1.9790 miles

Clerk Of Course:	Stewards:	Timekeeper: Craig Smith	

Results can be found at www.tsl-timing.com

Printed - 15:38 Saturday, 01 June 2024

BMCRC - MRO Championships 2024 - Rnd 4 @ Donington National

ACU Team Green Junior Cup & Senior Ninja & BMZRC 250 MZ

RACE 9 - LAP CHART

LAP 1 @ 15:28:36.188

NO	BEHIND	LAP TIME
76		1:26.874
35	0.147	1:27.021
2	0.461	1:27.335
1	1.071	1:27.945
81	1.200	1:28.074
45	1.488	1:28.362
27	1.807	1:28.681
17	2.110	1:28.984
43	4.389	1:31.263
16	4.585	1:31.459
6	5.078	1:31.952
134	5.188	1:32.062
66	6.882	1:33.756
10	6.985	1:33.859
33	12.228	1:39.102
4	12.849	1:39.723
73	13.266	1:40.140
26	17.991	1:44.865
401	35.305	2:02.179
69	36.211	2:03.085
85	36.608	2:03.482
565	37.031	2:03.905
96	37.610	2:04.484
75	38.040	2:04.914
95	38.140	2:05.014
13	38.623	2:05.497
32	40.254	2:07.128
9	40.413	2:07.287
166	41.136	2:08.010
41	43.879	2:10.753
102	44.437	2:11.311
566	44.700	2:11.574
22	45.221	2:12.095
56	45.985	2:12.859
74	50.744	2:17.618

LAP 2 @ 15:29:59.299

NO	BEHIND	LAP TIME
35		1:22.964
76	0.335	1:23.446
2	0.397	1:23.047
1	0.647	1:22.687
81	1.028	1:22.939
45	1.688	1:23.311
27	3.244	1:24.548
17	3.432	1:24.433
16	7.767	1:26.293
43	8.053	1:26.775
134	9.100	1:27.023
6	9.543	1:27.576
10	13.236	1:29.362
66	13.390	1:29.619
33	21.600	1:32.483
73	24.503	1:34.348
4	24.833	1:35.095
26	36.304	1:41.424
69	40.821	1:27.721
565	40.961	1:27.041
85	41.336	1:27.839
96	41.842	1:27.343
95	43.400	1:28.371
75	43.881	1:28.952
401	45.681	1:33.487
13	46.291	1:30.779
9	47.443	1:30.141
32	47.528	1:30.385
166	49.862	1:31.837
566	55.327	1:33.738
41	55.583	1:34.815
102	56.048	1:34.722
22	56.469	1:34.359
56	57.634	1:34.760
74	1:11.157	1:43.524

LAP 3 @ 15:31:21.554

NO	BEHIND	LAP TIME
76		1:21.920
35	0.365	1:22.620
2	0.897	1:22.755
81	1.649	1:22.876
45	2.498	1:23.065
27	5.686	1:24.697
17	5.947	1:24.770
1	6.094	1:27.702
43	12.180	1:26.382
16	12.248	1:26.736
134	13.743	1:26.898
6	14.492	1:27.204
10	18.567	1:27.586
66	20.088	1:28.953
33	31.532	1:32.187
73	35.646	1:33.398
4	36.237	1:33.659
96	46.279	1:26.692
565	46.404	1:27.698
85	46.550	1:27.469
69	46.938	1:28.372
95	50.427	1:29.282
75	51.284	1:29.658
13	53.961	1:29.925
401	54.684	1:31.258
32	55.969	1:30.696
9	56.120	1:30.932
26	1:00.709	1:46.660
166	1:01.294	1:33.687
566	1:07.533	1:34.461
41	1:08.229	1:34.901
102	1:08.465	1:34.672
56	1:09.356	1:33.977
22	1:10.079	1:35.865

LAP 4 @ 15:32:43.921

NO	BEHIND	LAP TIME
35		1:22.002
76	0.320	1:22.687
2	0.818	1:22.288
81	4.187	1:24.905
45	4.371	1:24.240
74	1 Lap	1:41.817
17	8.611	1:25.031
27	8.856	1:25.537
1	8.978	1:25.251
16	16.265	1:26.384
43	16.957	1:27.144
134	19.230	1:27.854
6	19.357	1:27.232
10	23.075	1:26.875
66	26.635	1:28.914
33	41.049	1:31.884
73	46.029	1:32.750
4	47.784	1:33.914
85	52.727	1:28.544
96	52.800	1:28.888
69	53.293	1:28.722
95	57.395	1:29.335
75	58.349	1:29.432
13	1:01.554	1:29.960
401	1:02.829	1:30.512
9	1:03.541	1:29.788
32	1:04.556	1:30.954

Weather / Track : Cloudy / Dry

Donington Park National: 1.9790 miles
Date: 01/06/2024 Start: 15:27 Finish: 15:32

Results can be found at www.tsl-timing.com

Printed - 15:37 Saturday, 01 June 2024

BMCRC - MRO Championships 2024 - Rnd 4 @ Donington National

ACU Team Green Junior Cup & Senior Ninja & BMZRC 250 MZ

RACE 9 - POSITION CHART

No	Name	Lap / Pos	1	2	3	4
76	WILKINSON	1	76	35	76	35
35	WESTON	2	35	76	35	76
2	WATT	3	2	2	2	2
1	ATKINSON	4	1	1	81	81
45	MACKENZIE	5	81	81	45	45
27	BROWN	6	45	45	27	17
81	SIMS	7	27	27	17	27
17	BUSA	8	17	17	1	1
43	SWARBRICK	9	43	16	43	16
134	SKAYMAN	10	16	43	16	43
16	LAYTON	11	6	134	134	134
6	BUSA	12	134	6	6	6
10	BRUNSDON	13	66	10	10	10
401	ORMROD	14	10	66	66	66
66	SMITH	15	33	33	33	33
33	KLINGE	16	4	73	73	73
73	GRAYSON	17	73	4	4	4
4	FRANKLIN	18	26	26	96	85
26	CHAMPION	19	401	69	565	96
85	WALES	20	69	565	85	69
69	MANN	21	85	85	69	95
96	KENT	22	565	96	95	75
565	KERSHAW	23	96	95	75	13
13	RYAN	24	75	75	13	401
75	WOODALL	25	95	401	401	9
95	ROGERS	26	13	13	32	32
9	HOWLETT	27	32	9	9	
37	LAMACRAFT	28	9	32	26	
166	LEWIS	29	166	166	166	
566	WILBY	30	41	566	566	
102	WRIGHT	31	102	41	41	
56	TURNER	32	566	102	102	
22	FINCH	33	22	22	56	
74	LANE	34	56	56	22	
41	WILLIAMS	35	74	74	74	
32	ASHMEAD	36				

Weather / Track : Cloudy / Dry

Donington Park National: 1.9790 miles
Date: 01/06/2024 Start: 15:27 Finish: 15:32

Results can be found at www.tsl-timing.com

Printed - 15:37 Saturday, 01 June 2024

BMCRC - MRO Championships 2024 - Rnd 4 @ Donington National

ACU Team Green Junior Cup & Senior Ninja & BMZRC 250 MZ

RACE 9 - SECTOR ANALYSIS

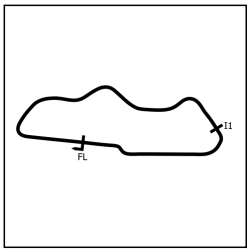

SECTOR 1 = FL to I1, SECTOR 2 = I1 to FL, DIFF = Difference To Personal Best Lap, P = Crossed Finish Line in Pit Lane, D = Time Disallowed

P1 35 J Zack WESTON — Kawasaki NINJA 400 - NW Racing

IDEAL LAP TIME : 1:22.002 BEST LAP TIME : 1:22.002 DIFFERENCE : 0.000

LAP	SECTOR 1	SECTOR 2	LAP TIME	MPH	DIFF	TIME OF DAY
1 -		29.326	1:27.021	81.87	5.019	15:28:36.335
2 -	53.754	29.210	1:22.964 (3)	85.87	0.962	15:29:59.299
3 -	53.658	28.962	1:22.620 (2)	86.23	0.618	15:31:21.919
4 -	***53.089***	***28.913***	***1:22.002 (1)***	***86.88***		***15:32:43.921***

P2 76 J Luca WILKINSON — Kawasaki NINJA400 - RD RACING

IDEAL LAP TIME : 1:21.920 BEST LAP TIME : 1:21.920 DIFFERENCE : 0.000

LAP	SECTOR 1	SECTOR 2	LAP TIME	MPH	DIFF	TIME OF DAY
1 -		29.347	1:26.874	82.01	4.954	15:28:36.188
2 -	54.246	29.200	1:23.446 (3)	85.38	1.526	15:29:59.634
3 -	***53.100***	***28.820***	***1:21.920 (1)***	***86.97***		***15:31:21.554***
4 -	53.307	29.380	1:22.687 (2)	86.16	0.767	15:32:44.241

P3 2 J Kade WATT — Kawasaki NINJA 400 - 3D Racing

IDEAL LAP TIME : 1:22.020 BEST LAP TIME : 1:22.288 DIFFERENCE : 0.268

LAP	SECTOR 1	SECTOR 2	LAP TIME	MPH	DIFF	TIME OF DAY
1 -		29.392	1:27.335	81.57	5.047	15:28:36.649
2 -	53.761	29.286	1:23.047 (3)	85.79	0.759	15:29:59.696
3 -	53.894	***28.861***	1:22.755 (2)	86.09	0.467	15:31:22.451
4 -	***53.159***	29.129	***1:22.288 (1)***	***86.58***		***15:32:44.739***

P4 81 J Ollie SIMS — Kawasaki NINJA 400 - Motorbodies Weston ltd

IDEAL LAP TIME : 1:22.690 BEST LAP TIME : 1:22.876 DIFFERENCE : 0.186

LAP	SECTOR 1	SECTOR 2	LAP TIME	MPH	DIFF	TIME OF DAY
1 -		29.784	1:28.074	80.89	5.198	15:28:37.388
2 -	53.813	***29.126***	1:22.939 (2)	85.90	0.063	15:30:00.327
3 -	***53.564***	29.312	***1:22.876 (1)***	***85.96***		***15:31:23.203***
4 -	54.396	30.509	1:24.905 (3)	83.91	2.029	15:32:48.108

P5 45 J Marley MACKENZIE — Kawasaki NINJA - Kirkcaldy Kawasaki, ELPM

IDEAL LAP TIME : 1:23.065 BEST LAP TIME : 1:23.065 DIFFERENCE : 0.000

LAP	SECTOR 1	SECTOR 2	LAP TIME	MPH	DIFF	TIME OF DAY
1 -		30.101	1:28.362	80.62	5.297	15:28:37.676
2 -	53.892	29.419	1:23.311 (2)	85.51	0.246	15:30:00.987
3 -	***53.804***	***29.261***	***1:23.065 (1)***	***85.77***		***15:31:24.052***
4 -	54.161	30.079	1:24.240 (3)	84.57	1.175	15:32:48.292

P6 17 S Daryn BUSA — Kawasaki NINJA 400 - iActiveRC

IDEAL LAP TIME : 1:24.433 BEST LAP TIME : 1:24.433 DIFFERENCE : 0.000

LAP	SECTOR 1	SECTOR 2	LAP TIME	MPH	DIFF	TIME OF DAY
1 -		29.892	1:28.984	80.06	4.551	15:28:38.298
2 -	***54.708***	***29.725***	***1:24.433 (1)***	***84.38***		***15:30:02.731***
3 -	54.819	29.951	1:24.770 (2)	84.04	0.337	15:31:27.501
4 -	54.716	30.315	1:25.031 (3)	83.78	0.598	15:32:52.532

P7 27 S Ben BROWN — Kawasaki NINJA 400 - Hunts Motorcycles

IDEAL LAP TIME : 1:24.446 BEST LAP TIME : 1:24.548 DIFFERENCE : 0.102

LAP	SECTOR 1	SECTOR 2	LAP TIME	MPH	DIFF	TIME OF DAY
1 -		29.761	1:28.681	80.33	4.133	15:28:37.995
2 -	54.745	29.803	***1:24.548 (1)***	***84.26***		***15:30:02.543***
3 -	54.944	***29.753***	1:24.697 (2)	84.11	0.149	15:31:27.240
4 -	***54.693***	30.844	1:25.537 (3)	83.29	0.989	15:32:52.777

Weather / Track : Cloudy / Dry

Donington Park National: 1.9790 miles
Date: 01/06/2024 Start: 15:27 Finish: 15:32

BMCRC - MRO Championships 2024 - Rnd 4 @ Donington National

ACU Team Green Junior Cup & Senior Ninja & BMZRC 250 MZ

RACE 9 - SECTOR ANALYSIS

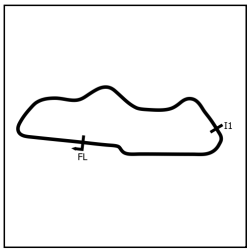

SECTOR 1 = FL to I1, SECTOR 2 = I1 to FL, DIFF = Difference To Personal Best Lap, P = Crossed Finish Line in Pit Lane, D = Time Disallowed

P8 1 S Phil ATKINSON Kawasaki NINJA 400 - ROSE MOT/Q Oil Treatments

IDEAL LAP TIME : 1:22.687 BEST LAP TIME : 1:22.687 DIFFERENCE : 0.000

LAP	SECTOR 1	SECTOR 2	LAP TIME	MPH	DIFF	TIME OF DAY
1 -		29.932	1:27.945	81.01	5.258	15:28:37.259
2 -	***53.480***	***29.207***	***1:22.687 (1)***	***86.16***		***15:29:59.946***
3 -	53.737	33.965	1:27.702 **(3)**	81.23	5.015	15:31:27.648
4 -	54.686	30.565	1:25.251 **(2)**	83.57	2.564	15:32:52.899

P9 16 J Aleisha LAYTON Kawasaki NINJA 400 -

IDEAL LAP TIME : 1:25.913 BEST LAP TIME : 1:26.293 DIFFERENCE : 0.380

LAP	SECTOR 1	SECTOR 2	LAP TIME	MPH	DIFF	TIME OF DAY
1 -		31.311	1:31.459	77.89	5.166	15:28:40.773
2 -	55.777	30.516	***1:26.293 (1)***	***82.56***		***15:30:07.066***
3 -	***55.449***	31.287	1:26.736 **(3)**	82.14	0.443	15:31:33.802
4 -	55.920	***30.464***	1:26.384 **(2)**	82.47	0.091	15:33:00.186

P10 43 S Mark SWARBRICK Kawasaki NINJA 400 -

IDEAL LAP TIME : 1:25.959 BEST LAP TIME : 1:26.382 DIFFERENCE : 0.423

LAP	SECTOR 1	SECTOR 2	LAP TIME	MPH	DIFF	TIME OF DAY
1 -		31.110	1:31.263	78.06	4.881	15:28:40.577
2 -	56.245	***30.530***	1:26.775 **(2)**	82.10	0.393	15:30:07.352
3 -	***55.429***	30.953	***1:26.382 (1)***	***82.47***		***15:31:33.734***
4 -	56.268	30.876	1:27.144 **(3)**	81.75	0.762	15:33:00.878

P11 134 J Toby SKAYMAN Kawasaki EX300 - D & A Home Solutions

IDEAL LAP TIME : 1:26.572 BEST LAP TIME : 1:26.898 DIFFERENCE : 0.326

LAP	SECTOR 1	SECTOR 2	LAP TIME	MPH	DIFF	TIME OF DAY
1 -		31.552	1:32.062	77.38	5.164	15:28:41.376
2 -	56.320	***30.703***	1:27.023 **(2)**	81.87	0.125	15:30:08.399
3 -	***55.869***	31.029	***1:26.898 (1)***	***81.98***		***15:31:35.297***
4 -	56.602	31.252	1:27.854 **(3)**	81.09	0.956	15:33:03.151

P12 6 J Kian BUSA Kawasaki 400 NINJA - iActiveRC

IDEAL LAP TIME : 1:26.780 BEST LAP TIME : 1:27.204 DIFFERENCE : 0.424

LAP	SECTOR 1	SECTOR 2	LAP TIME	MPH	DIFF	TIME OF DAY
1 -		30.954	1:31.952	77.48	4.748	15:28:41.266
2 -	56.822	30.754	1:27.576 **(3)**	81.35	0.372	15:30:08.842
3 -	***56.072***	31.132	***1:27.204 (1)***	***81.70***		***15:31:36.046***
4 -	56.524	***30.708***	1:27.232 **(2)**	81.67	0.028	15:33:03.278

P13 10 S Mike BRUNSDON Kawasaki NINJA 400 - Parts Europe

IDEAL LAP TIME : 1:26.875 BEST LAP TIME : 1:26.875 DIFFERENCE : 0.000

LAP	SECTOR 1	SECTOR 2	LAP TIME	MPH	DIFF	TIME OF DAY
1 -		30.968	1:33.859	75.90	6.984	15:28:43.173
2 -	58.271	31.091	1:29.362 **(3)**	79.72	2.487	15:30:12.535
3 -	56.926	30.660	1:27.586 **(2)**	81.34	0.711	15:31:40.121
4 -	***56.275***	***30.600***	***1:26.875 (1)***	***82.01***		***15:33:06.996***

P14 66 S Mark SMITH Kawasaki EX300 - IMP RACING

IDEAL LAP TIME : 1:28.885 BEST LAP TIME : 1:28.914 DIFFERENCE : 0.029

LAP	SECTOR 1	SECTOR 2	LAP TIME	MPH	DIFF	TIME OF DAY
1 -		***31.534***	1:33.756	75.99	4.842	15:28:43.070
2 -	57.898	31.721	1:29.619 **(3)**	79.49	0.705	15:30:12.689
3 -	***57.351***	31.602	1:28.953 **(2)**	80.09	0.039	15:31:41.642
4 -	57.363	31.551	***1:28.914 (1)***	***80.12***		***15:33:10.556***

Weather / Track : Cloudy / Dry

Donington Park National: 1.9790 miles
Date: 01/06/2024 Start: 15:27 Finish: 15:32

BMCRC - MRO Championships 2024 - Rnd 4 @ Donington National

ACU Team Green Junior Cup & Senior Ninja & BMZRC 250 MZ

RACE 9 - SECTOR ANALYSIS

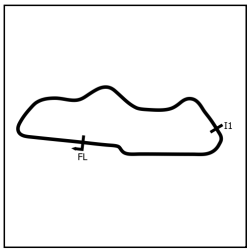

SECTOR 1 = FL to I1, SECTOR 2 = I1 to FL, DIFF = Difference To Personal Best Lap, P = Crossed Finish Line in Pit Lane, D = Time Disallowed

P15 33 J Patrick KLINGE Kawasaki NINJA 400 - Klingklong Racing

IDEAL LAP TIME : 1:31.812 BEST LAP TIME : 1:31.884 DIFFERENCE : 0.072

LAP	SECTOR 1	SECTOR 2	LAP TIME	MPH	DIFF	TIME OF DAY
1 -		32.825	1:39.102	71.89	7.218	15:28:48.416
2 -	59.701	32.782	1:32.483 (3)	77.03	0.599	15:30:20.899
3 -	***59.257***	32.930	1:32.187 (2)	77.28	0.303	15:31:53.086
4 -	59.329	***32.555***	***1:31.884*** **(1)**	***77.53***		***15:33:24.970***

P16 73 S Jemma GRAYSON Kawasaki NINJA 300 -

IDEAL LAP TIME : 1:32.750 BEST LAP TIME : 1:32.750 DIFFERENCE : 0.000

LAP	SECTOR 1	SECTOR 2	LAP TIME	MPH	DIFF	TIME OF DAY
1 -		33.064	1:40.140	71.14	7.390	15:28:49.454
2 -	1:00.990	33.358	1:34.348 (3)	75.51	1.598	15:30:23.802
3 -	1:00.811	32.587	1:33.398 (2)	76.28	0.648	15:31:57.200
4 -	***1:00.230***	***32.520***	***1:32.750*** **(1)**	***76.81***		***15:33:29.950***

P17 4 S Nigel FRANKLIN Kawasaki NINJA - Nigel Franklin

IDEAL LAP TIME : 1:33.507 BEST LAP TIME : 1:33.659 DIFFERENCE : 0.152

LAP	SECTOR 1	SECTOR 2	LAP TIME	MPH	DIFF	TIME OF DAY
1 -		33.034	1:39.723	71.44	6.064	15:28:49.037
2 -	1:01.178	33.917	1:35.095 (3)	74.92	1.436	15:30:24.132
3 -	***1:01.006***	32.653	***1:33.659*** **(1)**	***76.07***		***15:31:57.791***
4 -	1:01.413	***32.501***	1:33.914 (2)	75.86	0.255	15:33:31.705

P18 85 MZ Andrew WALES MZ ETZ 250 - Show Control International

IDEAL LAP TIME : 1:26.768 BEST LAP TIME : 1:27.469 DIFFERENCE : 0.701

LAP	SECTOR 1	SECTOR 2	LAP TIME	MPH	DIFF	TIME OF DAY
1 -		31.430	2:03.482	57.69	36.013	15:29:12.796
2 -	56.916	***30.923***	1:27.839 (2)	81.11	0.370	15:30:40.635
3 -	***55.845***	31.624	***1:27.469*** **(1)**	***81.45***		***15:32:08.104***
4 -	56.530	32.014	1:28.544 (3)	80.46	1.075	15:33:36.648

P19 96 MZ Chris KENT MZ TS 250 -

IDEAL LAP TIME : 1:26.657 BEST LAP TIME : 1:26.692 DIFFERENCE : 0.035

LAP	SECTOR 1	SECTOR 2	LAP TIME	MPH	DIFF	TIME OF DAY
1 -		31.701	2:04.484	57.23	37.792	15:29:13.798
2 -	56.625	***30.718***	1:27.343 (2)	81.57	0.651	15:30:41.141
3 -	***55.939***	30.753	***1:26.692*** **(1)**	***82.18***		***15:32:07.833***
4 -	57.103	31.785	1:28.888 (3)	80.15	2.196	15:33:36.721

P20 69 MZ Alexander MANN Mz TS 250 - HS RACING

IDEAL LAP TIME : 1:27.045 BEST LAP TIME : 1:27.721 DIFFERENCE : 0.676

LAP	SECTOR 1	SECTOR 2	LAP TIME	MPH	DIFF	TIME OF DAY
1 -		31.515	2:03.085	57.88	35.364	15:29:12.399
2 -	56.807	***30.914***	***1:27.721*** **(1)**	***81.21***		***15:30:40.120***
3 -	56.620	31.752	1:28.372 (2)	80.62	0.651	15:32:08.492
4 -	***56.131***	32.591	1:28.722 (3)	80.30	1.001	15:33:37.214

P21 95 MZ Christopher ROGERS Mz ETZ 250 - CB Racing

IDEAL LAP TIME : 1:28.371 BEST LAP TIME : 1:28.371 DIFFERENCE : 0.000

LAP	SECTOR 1	SECTOR 2	LAP TIME	MPH	DIFF	TIME OF DAY
1 -		31.666	2:05.014	56.99	36.643	15:29:14.328
2 -	***57.045***	***31.326***	***1:28.371*** **(1)**	***80.62***		***15:30:42.699***
3 -	57.798	31.484	1:29.282 (2)	79.79	0.911	15:32:11.981
4 -	57.800	31.535	1:29.335 (3)	79.75	0.964	15:33:41.316

Weather / Track : Cloudy / Dry

Donington Park National: 1.9790 miles
Date: 01/06/2024 Start: 15:27 Finish: 15:32

BMCRC - MRO Championships 2024 - Rnd 4 @ Donington National

ACU Team Green Junior Cup & Senior Ninja & BMZRC 250 MZ

RACE 9 - SECTOR ANALYSIS

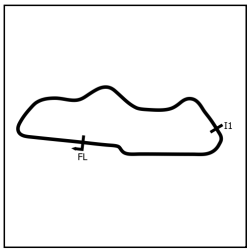

SECTOR 1 = FL to I1, SECTOR 2 = I1 to FL, DIFF = Difference To Personal Best Lap, P = Crossed Finish Line in Pit Lane, D = Time Disallowed

P22 75 MZ Peter WOODALL — MZ ETZ 250 - Online Lubricants

IDEAL LAP TIME : 1:28.935 BEST LAP TIME : 1:28.952 DIFFERENCE : 0.017

LAP	SECTOR 1	SECTOR 2	LAP TIME	MPH	DIFF	TIME OF DAY
1 -		31.946	2:04.914	57.03	35.962	15:29:14.228
2 -	***57.304***	31.648	***1:28.952 (1)***	***80.09***		***15:30:43.180***
3 -	57.813	31.845	1:29.658 (3)	79.46	0.706	15:32:12.838
4 -	57.801	***31.631***	1:29.432 (2)	79.66	0.480	15:33:42.270

P23 13 MZ Gordon RYAN — MZ 250 - Prism Work Psychology

IDEAL LAP TIME : 1:29.925 BEST LAP TIME : 1:29.925 DIFFERENCE : 0.000

LAP	SECTOR 1	SECTOR 2	LAP TIME	MPH	DIFF	TIME OF DAY
1 -		31.964	2:05.497	56.77	35.572	15:29:14.811
2 -	58.193	32.586	1:30.779 (3)	78.48	0.854	15:30:45.590
3 -	***58.147***	***31.778***	***1:29.925 (1)***	***79.22***		***15:32:15.515***
4 -	58.148	31.812	1:29.960 (2)	79.19	0.035	15:33:45.475

P24 401 J Archie ORMROD — Kawasaki NINJA 300 - Prestige Flooring

IDEAL LAP TIME : 1:30.255 BEST LAP TIME : 1:30.512 DIFFERENCE : 0.257

LAP	SECTOR 1	SECTOR 2	LAP TIME	MPH	DIFF	TIME OF DAY
1 -		58.782	2:02.179	58.31	31.667	15:29:11.493
2 -	1:01.302	32.185	1:33.487 (3)	76.20	2.975	15:30:44.980
3 -	59.341	***31.917***	1:31.258 (2)	78.07	0.746	15:32:16.238
4 -	***58.338***	32.174	***1:30.512 (1)***	***78.71***		***15:33:46.750***

P25 9 MZ Gary HOWLETT — MZ TS250 - HS Racing

IDEAL LAP TIME : 1:29.696 BEST LAP TIME : 1:29.788 DIFFERENCE : 0.092

LAP	SECTOR 1	SECTOR 2	LAP TIME	MPH	DIFF	TIME OF DAY
1 -		32.426	2:07.287	55.97	37.499	15:29:16.601
2 -	58.263	***31.878***	1:30.141 (2)	79.03	0.353	15:30:46.742
3 -	58.619	32.313	1:30.932 (3)	78.35	1.144	15:32:17.674
4 -	***57.818***	31.970	***1:29.788 (1)***	***79.34***		***15:33:47.462***

P26 32 MZ John ASHMEAD — Mz 250 -

IDEAL LAP TIME : 1:29.911 BEST LAP TIME : 1:30.385 DIFFERENCE : 0.474

LAP	SECTOR 1	SECTOR 2	LAP TIME	MPH	DIFF	TIME OF DAY
1 -		***31.723***	2:07.128	56.04	36.743	15:29:16.442
2 -	***58.188***	32.197	***1:30.385 (1)***	***78.82***		***15:30:46.827***
3 -	58.619	32.077	1:30.696 (2)	78.55	0.311	15:32:17.523
4 -	58.837	32.117	1:30.954 (3)	78.33	0.569	15:33:48.477

P27 26 J Brooke CHAMPION — Kawasaki 300 NINJA -

IDEAL LAP TIME : 1:40.138 BEST LAP TIME : 1:41.424 DIFFERENCE : 1.286

LAP	SECTOR 1	SECTOR 2	LAP TIME	MPH	DIFF	TIME OF DAY
1 -		***34.040***	1:44.865	67.94	3.441	15:28:54.179
2 -	***1:06.098***	35.326	***1:41.424 (1)***	***70.24***		***15:30:35.603***
3 -	1:11.252	35.408	1:46.660 (2)	66.79	5.236	15:32:22.263

P28 166 MZ Graeme LEWIS — MZ 250 - Morris Racing Lubricants #MRL

IDEAL LAP TIME : 1:31.004 BEST LAP TIME : 1:31.837 DIFFERENCE : 0.833

LAP	SECTOR 1	SECTOR 2	LAP TIME	MPH	DIFF	TIME OF DAY
1 -		***31.974***	2:08.010	55.65	36.173	15:29:17.324
2 -	***59.030***	32.807	***1:31.837 (1)***	***77.57***		***15:30:49.161***
3 -	1:00.994	32.693	1:33.687 (2)	76.04	1.850	15:32:22.848

Weather / Track : Cloudy / Dry

Donington Park National: 1.9790 miles
Date: 01/06/2024 Start: 15:27 Finish: 15:32

BMCRC - MRO Championships 2024 - Rnd 4 @ Donington National

ACU Team Green Junior Cup & Senior Ninja & BMZRC 250 MZ

RACE 9 - SECTOR ANALYSIS

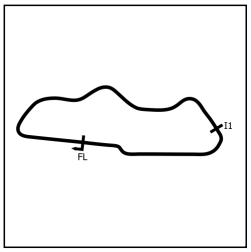

SECTOR 1 = FL to I1, SECTOR 2 = I1 to FL, DIFF = Difference To Personal Best Lap, P = Crossed Finish Line in Pit Lane, D = Time Disallowed

P29 566 MZ Michael WILBY MZ ETZ 250 - Sziler UK

IDEAL LAP TIME : 1:33.702 BEST LAP TIME : 1:33.738 DIFFERENCE : 0.036

LAP	SECTOR 1	SECTOR 2	LAP TIME	MPH	DIFF	TIME OF DAY
1 -		33.150	2:11.574	54.14	37.836	15:29:20.888
2 -	1:00.644	***33.094***	***1:33.738 (1)***	***76.00***		***15:30:54.626***
3 -	1:00.854	33.607	1:34.461 (2)	75.42	0.723	15:32:29.087

P30 41 MZ Gary WILLIAMS MZ ETZ 250 -

IDEAL LAP TIME : 1:33.701 BEST LAP TIME : 1:34.815 DIFFERENCE : 1.114

LAP	SECTOR 1	SECTOR 2	LAP TIME	MPH	DIFF	TIME OF DAY
1 -		33.704	2:10.753	54.48	35.938	15:29:20.067
2 -	1:01.279	***33.536***	***1:34.815 (1)***	***75.14***		***15:30:54.882***
3 -	1:01.042	33.859	1:34.901 (2)	75.07	0.086	15:32:29.783

P31 102 MZ_R Caleb WRIGHT MZ 250 ETZ - Clover Investments

IDEAL LAP TIME : 1:34.428 BEST LAP TIME : 1:34.672 DIFFERENCE : 0.244

LAP	SECTOR 1	SECTOR 2	LAP TIME	MPH	DIFF	TIME OF DAY
1 -		34.225	2:11.311	54.25	36.639	15:29:20.625
2 -	1:01.291	33.431	1:34.722 (2)	75.21	0.050	15:30:55.347
3 -	1:01.332	***33.340***	***1:34.672 (1)***	***75.25***		***15:32:30.019***

P32 56 MZ Russell TURNER MZ 250 - TT Racing

IDEAL LAP TIME : 1:33.966 BEST LAP TIME : 1:33.977 DIFFERENCE : 0.011

LAP	SECTOR 1	SECTOR 2	LAP TIME	MPH	DIFF	TIME OF DAY
1 -		33.899	2:12.859	53.62	38.882	15:29:22.173
2 -	1:01.371	***33.389***	1:34.760 (2)	75.18	0.783	15:30:56.933
3 -	***1:00.577***	33.400	***1:33.977 (1)***	***75.81***		***15:32:30.910***

P33 22 MZ Simon FINCH MZ ETZ250 -

IDEAL LAP TIME : 1:34.173 BEST LAP TIME : 1:34.359 DIFFERENCE : 0.186

LAP	SECTOR 1	SECTOR 2	LAP TIME	MPH	DIFF	TIME OF DAY
1 -		33.833	2:12.095	53.93	37.736	15:29:21.409
2 -	1:00.862	***33.497***	***1:34.359 (1)***	***75.50***		***15:30:55.768***
3 -	1:01.199	34.666	1:35.865 (2)	74.31	1.506	15:32:31.633

P34 74 MZ_R Kevin LANE MZ ETZ - Racing Lane

IDEAL LAP TIME : 1:41.817 BEST LAP TIME : 1:41.817 DIFFERENCE : 0.000

LAP	SECTOR 1	SECTOR 2	LAP TIME	MPH	DIFF	TIME OF DAY
1 -		36.098	2:17.618	51.77	35.801	15:29:26.932
2 -	1:07.680	35.844	1:43.524 (2)	68.82	1.707	15:31:10.456
3 -	***1:06.851***	***34.966***	***1:41.817 (1)***	***69.97***		***15:32:52.273***

P35 565 MZ Louis KERSHAW MZ 250 - Team Lucky Streetsy/Walkers Campers

IDEAL LAP TIME : 1:27.041 BEST LAP TIME : 1:27.041 DIFFERENCE : 0.000

LAP	SECTOR 1	SECTOR 2	LAP TIME	MPH	DIFF	TIME OF DAY
1 -		31.275	2:03.905	57.50	36.864	15:29:13.219
2 -	***56.001***	***31.040***	***1:27.041 (1)***	***81.85***		***15:30:40.260***
3 -	56.304	31.394	1:27.698 (2)	81.24	0.657	15:32:07.958

Weather / Track : Cloudy / Dry

Donington Park National: 1.9790 miles
Date: 01/06/2024 Start: 15:27 Finish: 15:32

BMCRC - MRO Championships 2024 - Rnd 4 @ Donington National

ACU Team Green Junior Cup & Senior Ninja & BMZRC 250 MZ

RACE 9 - BEST SECTORS

	SECTOR 1			SECTOR 2			IDEAL / BEST COMPARISON					
POS	NO	NAME	TIME	NO	NAME	TIME	POS	NO	NAME	IDEAL	BEST	DIFF
									PERFECT LAP	1:21.909		
1	35	WESTON	53.089	76	WILKINSON	28.820	1	76	WILKINSON	1:21.920	1:21.920	0.000
2	76	WILKINSON	53.100	2	WATT	28.861	2	35	WESTON	1:22.002	1:22.002	0.000
3	2	WATT	53.159	35	WESTON	28.913	3	2	WATT	1:22.020	1:22.288	0.268
4	1	ATKINSON	53.480	81	SIMS	29.126	4	1	ATKINSON	1:22.687	1:22.687	0.000
5	81	SIMS	53.564	1	ATKINSON	29.207	5	81	SIMS	1:22.690	1:22.876	0.186
6	45	MACKENZIE	53.804	45	MACKENZIE	29.261	6	45	MACKENZIE	1:23.065	1:23.065	0.000
7	27	BROWN	54.693	17	BUSA	29.725	7	17	BUSA	1:24.433	1:24.433	0.000
8	17	BUSA	54.708	27	BROWN	29.753	8	27	BROWN	1:24.446	1:24.548	0.102
9	43	SWARBRICK	55.429	16	LAYTON	30.464	9	16	LAYTON	1:25.913	1:26.293	0.380
10	16	LAYTON	55.449	43	SWARBRICK	30.530	10	43	SWARBRICK	1:25.959	1:26.382	0.423
11	85	WALES	55.845	10	BRUNSDON	30.600	11	134	SKAYMAN	1:26.572	1:26.898	0.326
12	134	SKAYMAN	55.869	134	SKAYMAN	30.703	12	96	KENT	1:26.657	1:26.692	0.035
13	96	KENT	55.939	6	BUSA	30.708	13	85	WALES	1:26.768	1:27.469	0.701
14	565	KERSHAW	56.001	96	KENT	30.718	14	6	BUSA	1:26.780	1:27.204	0.424
15	6	BUSA	56.072	69	MANN	30.914	15	10	BRUNSDON	1:26.875	1:26.875	0.000
16	69	MANN	56.131	85	WALES	30.923	16	565	KERSHAW	1:27.041	1:27.041	0.000
17	10	BRUNSDON	56.275	565	KERSHAW	31.040	17	69	MANN	1:27.045	1:27.721	0.676
18	95	ROGERS	57.045	95	ROGERS	31.326	18	95	ROGERS	1:28.371	1:28.371	0.000
19	75	WOODALL	57.304	66	SMITH	31.534	19	66	SMITH	1:28.885	1:28.914	0.029
20	66	SMITH	57.351	75	WOODALL	31.631	20	75	WOODALL	1:28.935	1:28.952	0.017
21	9	HOWLETT	57.818	32	ASHMEAD	31.723	21	9	HOWLETT	1:29.696	1:29.788	0.092
22	13	RYAN	58.147	13	RYAN	31.778	22	32	ASHMEAD	1:29.911	1:30.385	0.474
23	32	ASHMEAD	58.188	9	HOWLETT	31.878	23	13	RYAN	1:29.925	1:29.925	0.000
24	401	ORMROD	58.338	401	ORMROD	31.917	24	401	ORMROD	1:30.255	1:30.512	0.257
25	166	LEWIS	59.030	166	LEWIS	31.974	25	166	LEWIS	1:31.004	1:31.837	0.833
26	33	KLINGE	59.257	4	FRANKLIN	32.501	26	33	KLINGE	1:31.812	1:31.884	0.072
27	41	WILLIAMS	1:00.165	73	GRAYSON	32.520	27	73	GRAYSON	1:32.750	1:32.750	0.000
28	73	GRAYSON	1:00.230	33	KLINGE	32.555	28	4	FRANKLIN	1:33.507	1:33.659	0.152
29	56	TURNER	1:00.577	566	WILBY	33.094	29	41	WILLIAMS	1:33.701	1:34.815	1.114
30	566	WILBY	1:00.608	102	WRIGHT	33.340	30	566	WILBY	1:33.702	1:33.738	0.036
31	22	FINCH	1:00.676	56	TURNER	33.389	31	56	TURNER	1:33.966	1:33.977	0.011
32	4	FRANKLIN	1:01.006	22	FINCH	33.497	32	22	FINCH	1:34.173	1:34.359	0.186
33	102	WRIGHT	1:01.088	41	WILLIAMS	33.536	33	102	WRIGHT	1:34.428	1:34.672	0.244
34	26	CHAMPION	1:06.098	26	CHAMPION	34.040	34	26	CHAMPION	1:40.138	1:41.424	1.286
35	74	LANE	1:06.851	74	LANE	34.966	35	74	LANE	1:41.817	1:41.817	0.000
36												

Weather / Track : Cloudy / Dry

Donington Park National: 1.9790 miles
Date: 01/06/2024 Start: 15:27 Finish: 15:32

Results can be found at www.tsl-timing.com

Printed - 15:36 Saturday, 01 June 2024

BMCRC - MRO Championships 2024 - Rnd 4 @ Donington National

ACU Team Green Junior Cup & Senior Ninja & BMZRC 250 MZ

RACE 9 - STATISTICS

Competitors Started	35
Planned Start	2024-06-01 @ 14:30:00.000
Actual Start	2024-06-01 @ 15:27:09.313
Finish Time	2024-06-01 @ 15:32:43.920
Track Length	1.9790mi.
Total Laps	131
Total Distance Covered	259.2578mi.

Session Fastest Lap History

NO	CL	NAME	LAP TIME	TIME OF DAY	LAP	VEHICLE
35	J	**Zack WESTON**	**1:22.964**	15:29:59.312	2	Kawasaki NINJA 400
1	S	**Phil ATKINSON**	**1:22.687**	15:29:59.952	2	Kawasaki NINJA 400
76	J	**Luca WILKINSON**	**1:21.920**	15:31:21.569	3	Kawasaki NINJA400

Session Leader History

NO	CL	NAME	FROM LAP	LAPS LED	DISTANCE	VEHICLE
76	J	**Luca WILKINSON**	1	1	1.94 miles	Kawasaki NINJA400
35	J	**Zack WESTON**	2	1	1.97 miles	Kawasaki NINJA 400
76	J	**Luca WILKINSON**	3	1	1.97 miles	Kawasaki NINJA400
35	J	**Zack WESTON**	4	1	1.97 miles	Kawasaki NINJA 400

Flag History

TYPE	TIME OF DAY
GREEN	15:27:09.313
FINISH	15:32:43.920

Flag Statistics

TYPE	COUNT	TOTAL LAPS	TOTAL TIME
Green	1	4	8:52.045
Red	0	0	0.000
Safety Car	0	0	0.000
FCY	0	0	0.000

Weather / Track : Cloudy / Dry

Donington Park National: 1.9790 miles
Date: 01/06/2024 Start: 15:27 Finish: 15:32

BMCRC - MRO Championships 2024 - Rnd 4 @ Donington National

ACU Team Green Junior Cup & Senior Ninja & BMZRC 250 MZ

RACE 9 - STATISTICS

CLASS : J

11 Starters

Fastest Lap History

NO	NAME	LAP TIME	TIME OF DAY	LAP	VEHICLE
35	**Zack WESTON**	**1:22.964**	15:29:59.312	2	Kawasaki NINJA 400
81	**Ollie SIMS**	**1:22.939**	15:30:00.339	2	Kawasaki NINJA 400
76	**Luca WILKINSON**	**1:21.920**	15:31:21.569	3	Kawasaki NINJA400

Leader History

NO	NAME	FROM LAP	LAPS LED	DISTANCE	VEHICLE
76	**Luca WILKINSON**	1	1	1.94 miles	Kawasaki NINJA400
35	**Zack WESTON**	2	1	1.97 miles	Kawasaki NINJA 400
76	**Luca WILKINSON**	3	1	1.97 miles	Kawasaki NINJA400
35	**Zack WESTON**	4	1	1.97 miles	Kawasaki NINJA 400

Weather / Track : Cloudy / Dry

Donington Park National: 1.9790 miles
Date: 01/06/2024 Start: 15:27 Finish: 15:32

BMCRC - MRO Championships 2024 - Rnd 4 @ Donington National

ACU Team Green Junior Cup & Senior Ninja & BMZRC 250 MZ

RACE 9 - STATISTICS

CLASS : S

8 Starters

Fastest Lap History

NO	NAME	LAP TIME	TIME OF DAY	LAP	VEHICLE
1	**Phil ATKINSON**	**1:22.687**	15:29:59.952	2	Kawasaki NINJA 400

Leader History

NO	NAME	FROM LAP	LAPS LED	DISTANCE	VEHICLE
1	**Phil ATKINSON**	1	2	3.92 miles	Kawasaki NINJA 400
27	**Ben BROWN**	3	1	1.97 miles	Kawasaki NINJA 400
17	**Daryn BUSA**	4	1	1.97 miles	Kawasaki NINJA 400

Weather / Track : Cloudy / Dry

Donington Park National: 1.9790 miles
Date: 01/06/2024 Start: 15:27 Finish: 15:32

BMCRC - MRO Championships 2024 - Rnd 4 @ Donington National

ACU Team Green Junior Cup & Senior Ninja & BMZRC 250 MZ

RACE 9 - STATISTICS

CLASS : MZ

14 Starters

Fastest Lap History

NO	NAME	LAP TIME	TIME OF DAY	LAP	VEHICLE
69	**Alexander MANN**	**1:27.721**	15:30:40.153	2	Mz TS 250
565	**Louis KERSHAW**	**1:27.041**	15:30:40.291	2	MZ 250
96	**Chris KENT**	**1:26.692**	15:32:07.865	3	MZ TS 250

Leader History

NO	NAME	FROM LAP	LAPS LED	DISTANCE	VEHICLE
69	**Alexander MANN**	1	2	3.92 miles	Mz TS 250
96	**Chris KENT**	3	1	1.97 miles	MZ TS 250
85	**Andrew WALES**	4	1	1.97 miles	MZ ETZ 250

BMCRC - MRO Championships 2024 - Rnd 4 @ Donington National

ACU Team Green Junior Cup & Senior Ninja & BMZRC 250 MZ

RACE 9 - STATISTICS

CLASS : MZ_R

2 Starters

Fastest Lap History

NO	NAME	LAP TIME	TIME OF DAY	LAP	VEHICLE
102	**Caleb WRIGHT**	**1:34.722**	15:30:55.380	2	MZ 250 ETZ
102	**Caleb WRIGHT**	**1:34.672**	15:32:30.052	3	MZ 250 ETZ

Leader History

NO	NAME	FROM LAP	LAPS LED	DISTANCE	VEHICLE
102	**Caleb WRIGHT**	1	3	5.89 miles	MZ 250 ETZ

Weather / Track : Cloudy / Dry

Donington Park National: 1.9790 miles
Date: 01/06/2024 Start: 15:27 Finish: 15:32

TEAM GREEN JUNIOR CUP | Kawasaki SENIOR NINJA SERIES | Kawasaki JUNIOR SUPERSPORT | modality BMZRC 250 MZS

BMCRC - MRO Championships 2024 - Rnd 4 @ Donington National

ACU Team Green Junior Cup & Senior Ninja & BMZRC 250 MZ

RACE 20 - GRID (7 Laps)

ROW 15	1			1			43	11 Carl CRIPPS
ROW 14	42	93 Robert HORNBY		41	74 Kevin LANE	1:41.817	40	41 Gary WILLIAMS 1:34.815
ROW 13	39	37 Harry LAMACRAFT		38	102 Caleb WRIGHT	1:34.672	37	22 Simon FINCH 1:34.359
ROW 12	36	56 Russell TURNER	1:33.977	35	566 Michael WILBY	1:33.738	34	166 Graeme LEWIS 1:31.837
ROW 11	33	32 John ASHMEAD	1:30.385	32	13 Gordon RYAN	1:29.925	31	9 Gary HOWLETT 1:29.788
ROW 10	30	75 Peter WOODALL	1:28.952	29	95 Christopher ROGERS	1:28.371	28	69 Alexander MANN 1:27.721
ROW 9	27	85 Andrew WALES	1:27.469	26	565 Louis KERSHAW	1:27.041	25	96 Chris KENT 1:26.692
ROW 8	24			23			22	
ROW 7	21			20	175 Mason GREASLEY		19	26 Brooke CHAMPION 1:41.424
ROW 6	18	4 Nigel FRANKLIN	1:33.659	17	73 Jemma GRAYSON	1:32.750	16	33 Patrick KLINGE 1:31.884
ROW 5	15	401 Archie ORMROD	1:30.512	14	66 Mark SMITH	1:28.914	13	6 Kian BUSA 1:27.204
ROW 4	12	134 Toby SKAYMAN	1:26.898	11	10 Mike BRUNSDON	1:26.875	10	43 Mark SWARBRICK 1:26.382
ROW 3	9	16 Aleisha LAYTON	1:26.293	8	27 Ben BROWN	1:24.548	7	17 Daryn BUSA 1:24.433
ROW 2	6	45 Marley MACKENZIE	1:23.065	5	81 Ollie SIMS	1:22.876	4	1 Phil ATKINSON 1:22.687
ROW 1	3	2 Kade WATT	1:22.288	2	35 Zack WESTON	1:22.002	1	76 Luca WILKINSON 1:21.920

Pole

These results are provisional until the conclusion of any judicial and technical matters.

Donington Park National: 1.9790 miles

Clerk Of Course:	Stewards:	Timekeeper: Craig Smith	

Results can be found at www.tsl-timing.com

Printed - 15:40 Saturday, 01 June 2024

TSL SPORTS TIMING TIMING SOLUTIONS LTD

BMCRC - MRO Championships 2024 - Rnd 4 @ Donington National

ACU Team Green Junior Cup & Senior Ninja & BMZRC 250 MZ

RACE 20 - CLASSIFICATION

Race Distance: 6 Laps / 11.87 miles

POS	NO	CL	PIC	NAME	ENTRY	LAPS	TIME	GAP	DIFF	MPH	BEST	ON	GRD	↑↓
1	76	J	1	Luca WILKINSON	Kawasaki NINJA400 - RD RACING	6	8:20.820			85.08	1:21.910	6	1	0
2	35	J	2	Zack WESTON	Kawasaki NINJA 400 - NW Racing	6	8:21.853	1.033	1.033	84.90	1:21.823	5	2	0
3	2	J	3	Kade WATT	Kawasaki NINJA 400 - 3D Racing	6	8:21.915	1.095	0.062	84.89	1:22.511	2	3	0
4	1	S	1	Phil ATKINSON	Kawasaki NINJA 400 - ROSE MOT/Q Oil Treatments	6	8:23.372	2.552	1.457	84.65	1:22.282	5	4	0
5	81	J	4	Ollie SIMS	Kawasaki NINJA 400 - Motorbodies Weston ltd	6	8:28.952	8.132	5.580	83.72	1:23.179	3	5	0
6	27	S	2	Ben BROWN	Kawasaki NINJA 400 - Hunts Motorcycles	6	8:32.488	11.668	3.536	83.14	1:24.285	5	8	2
7	17	S	3	Daryn BUSA	Kawasaki NINJA 400 - iActiveRC	6	8:36.067	15.247	3.579	82.56	1:24.802	5	7	0
8	43	S	4	Mark SWARBRICK	Kawasaki NINJA 400 -	6	8:42.135	21.315	6.068	81.60	1:25.628	2	10	2
9	134	J	5	Toby SKAYMAN	Kawasaki EX300 - D & A Home Solutions	6	8:49.130	28.310	6.995	80.53	1:27.147	5	12	3
10	175	J	6	Mason GREASLEY	Kawasaki NINJA 300 - Frame fast	6	8:49.625	28.805	0.495	80.45	1:26.194	6	20	10
11	10	S	5	Mike BRUNSDON	Kawasaki NINJA 400 - Parts Europe	6	8:49.741	28.921	0.116	80.43	1:27.363	2	11	0
12	401	J	7	Archie ORMROD	Kawasaki NINJA 300 - Prestige Flooring	6	9:04.656	43.836	14.915	78.23	1:28.940	2	15	3
13	66	S	6	Mark SMITH	Kawasaki EX300 - IMP RACING	6	9:09.399	48.579	4.743	77.55	1:30.365	3	14	1
14	33	J	8	Patrick KLINGE	Kawasaki NINJA 400 - Klingklong Racing	6	9:12.306	51.486	2.907	77.15	1:30.393	3	16	2
15	85	MZ	1	Andrew WALES	MZ ETZ 250 - Show Control International	6	9:22.700	1:01.880	10.394	75.72	1:27.941	6	23	8
16	96	MZ	2	Chris KENT	MZ TS 250 -	6	9:23.932	1:03.112	1.232	75.56	1:28.011	2	21	5
17	4	S	7	Nigel FRANKLIN	Kawasaki NINJA - Nigel Franklin	6	9:30.716	1:09.896	6.784	74.66	1:33.116	4	18	1
18	565	MZ	3	Louis KERSHAW	MZ 250 - Team Lucky Streetsy/Walkers Campers	6	9:30.794	1:09.974	0.078	74.65	1:27.159	6	22	4
19	95	MZ	4	Christopher ROGERS	Mz ETZ 250 - CB Racing	6	9:31.534	1:10.714	0.740	74.55	1:29.495	3	25	6
20	75	MZ	5	Peter WOODALL	MZ ETZ 250 - Online Lubricants	6	9:31.570	1:10.750	0.036	74.55	1:29.285	5	26	6
21	13	MZ	6	Gordon RYAN	MZ 250 - Prism Work Psychology	6	9:31.625	1:10.805	0.055	74.54	1:29.187	2	28	7
22	9	MZ	7	Gary HOWLETT	MZ TS250 - HS Racing	6	9:38.252	1:17.432	6.627	73.68	1:30.688	3	27	5
23	566	MZ	8	Michael WILBY	MZ ETZ 250 - Sziler UK	5	8:20.595	1 Lap	1 Lap	70.88	1:32.683	3	31	8
24	166	MZ	9	Graeme LEWIS	MZ 250 - Morris Racing Lubricants #MRL	5	8:21.310	1 Lap	0.715	70.78	1:32.543	2	30	6
25	56	MZ	10	Russell TURNER	MZ 250 - TT Racing	5	8:23.611	1 Lap	2.301	70.46	1:33.625	5	32	7
26	102	MZ_R	1	Caleb WRIGHT	MZ 250 ETZ - Clover Investments	5	8:25.787	1 Lap	2.176	70.16	1:32.550	5	34	8
27	41	MZ	11	Gary WILLIAMS	MZ ETZ 250 -	5	8:27.873	1 Lap	2.086	69.87	1:33.958	5	36	9
28	22	MZ	12	Simon FINCH	MZ ETZ250 -	5	8:28.167	1 Lap	0.294	69.83	1:34.342	5	33	5
29	7	J	9	Brooke CHAMPION	Kawasaki 300 NINJA -	5	8:38.873	1 Lap	10.706	68.39	1:41.087	5	19	-10
30	74	MZ_R	2	Kevin LANE	MZ ETZ - Racing Lane	5	9:06.750	1 Lap	27.877	64.90	1:41.144	4	37	7

NOT CLASSIFIED

DNF	69	MZ		Alexander MANN	Mz TS 250 - HS RACING	5	7:55.133	1 Lap		74.68	1:28.078	4	24	
DNF	73	S		Jemma GRAYSON	Kawasaki NINJA 300 -	4	6:19.412	2 Laps	1 Lap	74.75	1:33.054	3	17	
DNF	16	J		Aleisha LAYTON	Kawasaki NINJA 400 -	3	4:17.960	3 Laps	1 Lap	82.32	1:23.574	3	9	
DNF	93	MZ_R		Jack WOLFF	MZ 250 - Illuminate Design	3	5:43.478	3 Laps	1:25.518	61.83	1:40.662	2		
DNF	45	J		Marley MACKENZIE	Kawasaki NINJA - Kirkcaldy Kawasaki, ELPM	1	1:27.605	5 Laps	2 Laps	79.76			6	
DNF	32	MZ		John ASHMEAD	Mz 250 -	0							29	
DNF	37	MZ_R		Harry LAMACRAFT	MZ ETZ 250 - All Flower No Power	0							35	

FASTEST LAP

35	J	Zack WESTON	Kawasaki NINJA 400 - NW Racing	5	1:21.823	87.07 mph	140.13 kph
1	S	Phil ATKINSON	Kawasaki NINJA 400 - ROSE MOT/Q Oil Treatments	5	1:22.282	86.58 mph	139.35 kph
565	MZ	Louis KERSHAW	MZ 250 - Team Lucky Streetsy/Walkers Campers	6	1:27.159	81.74 mph	131.55 kph
102	MZ_R	Caleb WRIGHT	MZ 250 ETZ - Clover Investments	5	1:32.550	76.98 mph	123.88 kph

Comments:
Class J - 92.5% of Race Speed = 78.69 mph
Class S - 92.5% of Race Speed = 78.30 mph
Class MZ - 92.5% of Race Speed = 70.04 mph
Class MZ_R - 92.5% of Race Speed = 64.89 mph

Weather / Track : Sunny / Dry
These results are provisional until the conclusion of any judicial and technical matters.

Date: 02/06/2024 Start: 09:13 Finish: 09:21
Donington Park National: 1.9790 miles

Clerk Of Course:	Stewards:	Timekeeper: Craig Smith	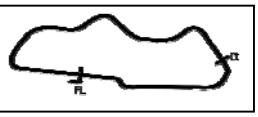

Results can be found at www.tsl-timing.com

Printed - 09:26 Sunday, 02 June 2024

BMCRC - MRO Championships 2024 - Rnd 4 @ Donington National

ACU Team Green Junior Cup & Senior Ninja & BMZRC 250 MZ

RACE 20 - LAP CHART

LAP 1 @ 09:14:39.627

NO	BEHIND	LAP TIME
76		1:26.389
35	0.117	1:26.506
1	0.610	1:26.999
2	1.132	1:27.521
45	1.216	1:27.605
81	1.446	1:27.835
16	2.832	1:29.221
27	3.301	1:29.690
43	3.626	1:30.015
17	4.068	1:30.457
134	5.084	1:31.473
10	5.177	1:31.566
175	7.887	1:34.276
66	8.617	1:35.006
401	9.568	1:35.957
33	10.160	1:36.549
73	13.095	1:39.484
4	13.646	1:40.035
7	23.467	1:49.856
69	33.363	1:59.752
85	34.514	2:00.903
96	34.930	2:01.319
95	35.049	2:01.438
13	35.589	2:01.978
75	36.106	2:02.495
9	37.288	2:03.677
166	38.729	2:05.118
56	39.122	2:05.511
566	39.482	2:05.871
102	42.118	2:08.507
565	42.192	2:08.581
22	43.060	2:09.449
41	43.235	2:09.624
93	45.666	2:12.055
74	49.419	2:15.808

LAP 2 @ 09:16:02.610

NO	BEHIND	LAP TIME
76		1:22.983
35	0.046	1:22.912
1	0.443	1:22.816
2	0.660	1:22.511
81	2.695	1:24.232
16	5.014	1:25.165
27	5.429	1:25.111
43	6.271	1:25.628
17	6.525	1:25.440
10	9.557	1:27.363
134	10.035	1:27.934
175	12.681	1:27.777
401	15.525	1:28.940
66	16.133	1:30.499
33	17.940	1:30.763
73	23.397	1:33.285
4	25.062	1:34.399
85	39.727	1:28.196
69	39.816	1:29.436
96	39.958	1:28.011
95	41.708	1:29.642
13	41.793	1:29.187
75	43.187	1:30.064
9	45.123	1:30.818
7	45.282	1:44.798
565	48.204	1:28.995
166	48.289	1:32.543
566	50.391	1:33.892
56	51.798	1:35.659
102	54.305	1:35.170
22	54.720	1:34.643
41	54.813	1:34.561
93	1:03.345	1:40.662
74	1:11.391	1:44.955

LAP 3 @ 09:17:26.493

NO	BEHIND	LAP TIME
35		1:23.837
2	0.052	1:23.275
76	0.206	1:24.089
1	0.229	1:23.669
81	1.991	1:23.179
16	4.705	1:23.574
27	5.985	1:24.439
17	7.814	1:25.172
43	8.113	1:25.725
10	13.049	1:27.375
134	13.511	1:27.359
175	16.320	1:27.522
401	20.862	1:29.220
66	22.615	1:30.365
33	24.450	1:30.393
73	32.568	1:33.054
4	35.129	1:33.950
85	44.139	1:28.295
69	44.427	1:28.494
96	44.618	1:28.543
13	47.202	1:29.292
95	47.320	1:29.495
75	49.106	1:29.802
9	51.928	1:30.688
565	53.072	1:28.751
166	57.135	1:32.729
566	59.191	1:32.683
56	1:02.492	1:34.577
7	1:03.288	1:41.889
102	1:04.952	1:34.530
22	1:05.886	1:35.049
41	1:06.240	1:35.310

LAP 4 @ 09:18:49.683

NO	BEHIND	LAP TIME
2		1:23.138
35	0.332	1:23.522
76	0.422	1:23.406
1	0.919	1:23.880
81	3.380	1:24.579
74	1 Lap	1:42.220
93	1 Lap	1:50.761 **P**
27	7.124	1:24.329
17	9.607	1:24.983
43	10.681	1:25.758
10	17.968	1:28.109
134	18.282	1:27.961
175	20.433	1:27.303
401	28.132	1:30.460
66	30.548	1:31.123
33	32.994	1:31.734
73	42.967	1:33.589
4	45.055	1:33.116
85	49.272	1:28.323
69	49.315	1:28.078
96	49.912	1:28.484
13	54.409	1:30.397
95	54.500	1:30.370
75	55.570	1:29.654
565	58.868	1:28.986
9	59.807	1:31.069
166	1:09.875	1:35.930
566	1:09.965	1:33.964
56	1:13.541	1:34.239
102	1:16.792	1:35.030
22	1:17.380	1:34.684
41	1:17.470	1:34.420
7	1:21.341	1:41.243

LAP 5 @ 09:20:11.838

NO	BEHIND	LAP TIME
35		1:21.823
76	0.310	1:22.043
2	0.360	1:22.515
1	1.046	1:22.282
81	4.786	1:23.561
27	9.254	1:24.285
17	12.254	1:24.802
43	16.168	1:27.642
134	23.274	1:27.147
10	23.758	1:27.945
175	24.831	1:26.553
74	1 Lap	1:41.144
401	35.936	1:29.959
66	39.559	1:31.166
33	42.221	1:31.382
85	56.159	1:29.042
96	56.250	1:28.493
69	56.533	1:29.373
4	57.876	1:34.976
13	1:02.247	1:29.993
75	1:02.700	1:29.285
95	1:02.767	1:30.422
565	1:05.035	1:28.322
9	1:08.695	1:31.043
566	1:21.995	1:34.185

LAP 6 @ 09:21:34.058

NO	BEHIND	LAP TIME
76		1:21.910
166	1 Lap	1:34.990
35	1.033	1:23.253
2	1.095	1:22.955
1	2.552	1:23.726
56	1 Lap	1:33.625
102	1 Lap	1:32.550
41	1 Lap	1:33.958
22	1 Lap	1:34.342
81	8.132	1:25.566
27	11.668	1:24.634
17	15.247	1:25.213
7	1 Lap	1:41.087
43	21.315	1:27.367
134	28.310	1:27.256
175	28.805	1:26.194
10	28.921	1:27.383
401	43.836	1:30.120
74	1 Lap	1:42.623
66	48.579	1:31.240
33	51.486	1:31.485
85	1:01.880	1:27.941
96	1:03.112	1:29.082
4	1:09.896	1:34.240
565	1:09.974	1:27.159
95	1:10.714	1:30.167
75	1:10.750	1:30.270
13	1:10.805	1:30.778
9	1:17.432	1:30.957

Weather / Track : Sunny / Dry

Donington Park National: 1.9790 miles
Date: 02/06/2024 Start: 09:13 Finish: 09:21

Results can be found at www.tsl-timing.com

Printed - 09:24 Sunday, 02 June 2024

BMCRC - MRO Championships 2024 - Rnd 4 @ Donington National

ACU Team Green Junior Cup & Senior Ninja & BMZRC 250 MZ

RACE 20 - POSITION CHART

No	Name	Lap Pos	1	2	3	4	5	6
76	WILKINSON	1	76	76	35	2	35	76
35	WESTON	2	35	35	2	35	76	35
2	WATT	3	1	1	76	76	2	2
1	ATKINSON	4	2	2	1	1	1	1
81	SIMS	5	45	81	81	81	81	81
45	MACKENZIE	6	81	16	16	27	27	27
17	BUSA	7	16	27	27	17	17	17
27	BROWN	8	27	43	17	43	43	43
16	LAYTON	9	43	17	43	10	134	134
43	SWARBRICK	10	17	10	10	134	10	175
10	BRUNSDON	11	134	134	134	175	175	10
134	SKAYMAN	12	10	175	175	401	401	401
66	SMITH	13	175	401	401	66	66	66
401	ORMROD	14	66	66	66	33	33	33
33	KLINGE	15	401	33	33	73	85	85
73	GRAYSON	16	33	73	73	4	96	96
4	FRANKLIN	17	73	4	4	85	69	4
7	CHAMPION	18	4	85	85	69	4	565
175	GREASLEY	19	7	69	69	96	13	95
96	KENT	20	69	96	96	13	75	75
565	KERSHAW	21	85	95	13	95	95	13
85	WALES	22	96	13	95	75	565	9
69	MANN	23	95	75	75	565	9	
95	ROGERS	24	13	9	9	9	566	
75	WOODALL	25	75	7	565	166	166	
9	HOWLETT	26	9	565	166	566	56	
13	RYAN	27	166	166	566	56	102	
32	ASHMEAD	28	56	566	56	102	41	
166	LEWIS	29	566	56	7	22	22	
566	WILBY	30	102	102	102	41	7	
56	TURNER	31	565	22	22	7	74	
22	FINCH	32	22	41	41	74		
102	WRIGHT	33	41	93	74			
37	LAMACRAFT	34	93	74	*93*			
41	WILLIAMS	35	74					
74	LANE	36						
93	WOLFF	37						

Weather / Track : Sunny / Dry

Donington Park National: 1.9790 miles
Date: 02/06/2024 Start: 09:13 Finish: 09:21

Results can be found at www.tsl-timing.com

Printed - 09:24 Sunday, 02 June 2024

BMCRC - MRO Championships 2024 - Rnd 4 @ Donington National

ACU Team Green Junior Cup & Senior Ninja & BMZRC 250 MZ

RACE 20 - SECTOR ANALYSIS

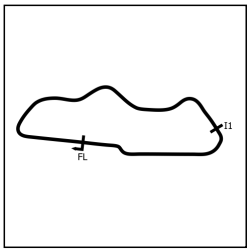

SECTOR 1 = FL to I1, SECTOR 2 = I1 to FL, DIFF = Difference To Personal Best Lap, P = Crossed Finish Line in Pit Lane, D = Time Disallowed

P1 76 J Luca WILKINSON Kawasaki NINJA400 - RD RACING

IDEAL LAP TIME : 1:21.601 BEST LAP TIME : 1:21.910 DIFFERENCE : 0.309

LAP	SECTOR 1	SECTOR 2	LAP TIME	MPH	DIFF	TIME OF DAY
1 -		29.447	1:26.389	82.47	4.479	09:14:39.627
2 -	53.430	29.553	1:22.983 (3)	85.85	1.073	09:16:02.610
3 -	55.466	***28.623***	1:24.089	84.72	2.179	09:17:26.699
4 -	53.903	29.503	1:23.406	85.42	1.496	09:18:50.105
5 -	53.023	29.020	1:22.043 (2)	86.84	0.133	09:20:12.148
6 -	***52.978***	28.932	***1:21.910 (1)***	***86.98***		***09:21:34.058***

P2 35 J Zack WESTON Kawasaki NINJA 400 - NW Racing

IDEAL LAP TIME : 1:21.823 BEST LAP TIME : 1:21.823 DIFFERENCE : 0.000

LAP	SECTOR 1	SECTOR 2	LAP TIME	MPH	DIFF	TIME OF DAY
1 -		29.374	1:26.506	82.35	4.683	09:14:39.744
2 -	53.540	29.372	1:22.912 (2)	85.93	1.089	09:16:02.656
3 -	53.842	29.995	1:23.837	84.98	2.014	09:17:26.493
4 -	53.655	29.867	1:23.522	85.30	1.699	09:18:50.015
5 -	***52.790***	***29.033***	***1:21.823 (1)***	***87.07***		***09:20:11.838***
6 -	54.026	29.227	1:23.253 (3)	85.57	1.430	09:21:35.091

P3 2 J Kade WATT Kawasaki NINJA 400 - 3D Racing

IDEAL LAP TIME : 1:21.940 BEST LAP TIME : 1:22.511 DIFFERENCE : 0.571

LAP	SECTOR 1	SECTOR 2	LAP TIME	MPH	DIFF	TIME OF DAY
1 -		30.120	1:27.521	81.40	5.010	09:14:40.759
2 -	***52.799***	29.712	***1:22.511 (1)***	***86.34***		***09:16:03.270***
3 -	53.221	30.054	1:23.275	85.55	0.764	09:17:26.545
4 -	53.454	29.684	1:23.138	85.69	0.627	09:18:49.683
5 -	53.270	29.245	1:22.515 (2)	86.34	0.004	09:20:12.198
6 -	53.814	***29.141***	1:22.955 (3)	85.88	0.444	09:21:35.153

P4 1 S Phil ATKINSON Kawasaki NINJA 400 - ROSE MOT/Q Oil Treatments

IDEAL LAP TIME : 1:22.282 BEST LAP TIME : 1:22.282 DIFFERENCE : 0.000

LAP	SECTOR 1	SECTOR 2	LAP TIME	MPH	DIFF	TIME OF DAY
1 -		29.770	1:26.999	81.89	4.717	09:14:40.237
2 -	53.173	29.643	1:22.816 (2)	86.02	0.534	09:16:03.053
3 -	53.680	29.989	1:23.669 (3)	85.15	1.387	09:17:26.722
4 -	53.596	30.284	1:23.880	84.93	1.598	09:18:50.602
5 -	***53.061***	***29.221***	***1:22.282 (1)***	***86.58***		***09:20:12.884***
6 -	53.702	30.024	1:23.726	85.09	1.444	09:21:36.610

P5 81 J Ollie SIMS Kawasaki NINJA 400 - Motorbodies Weston ltd

IDEAL LAP TIME : 1:23.179 BEST LAP TIME : 1:23.179 DIFFERENCE : 0.000

LAP	SECTOR 1	SECTOR 2	LAP TIME	MPH	DIFF	TIME OF DAY
1 -		29.730	1:27.835	81.11	4.656	09:14:41.073
2 -	54.484	29.748	1:24.232 (3)	84.58	1.053	09:16:05.305
3 -	***53.752***	***29.427***	***1:23.179 (1)***	***85.65***		***09:17:28.484***
4 -	54.848	29.731	1:24.579	84.23	1.400	09:18:53.063
5 -	54.040	29.521	1:23.561 (2)	85.26	0.382	09:20:16.624
6 -	55.681	29.885	1:25.566	83.26	2.387	09:21:42.190

P6 27 S Ben BROWN Kawasaki NINJA 400 - Hunts Motorcycles

IDEAL LAP TIME : 1:24.237 BEST LAP TIME : 1:24.285 DIFFERENCE : 0.048

LAP	SECTOR 1	SECTOR 2	LAP TIME	MPH	DIFF	TIME OF DAY
1 -		30.472	1:29.690	79.43	5.405	09:14:42.928
2 -	54.866	30.245	1:25.111	83.71	0.826	09:16:08.039
3 -	54.462	29.977	1:24.439 (3)	84.37	0.154	09:17:32.478
4 -	***54.428***	29.901	1:24.329 (2)	84.48	0.044	09:18:56.807
5 -	54.476	***29.809***	***1:24.285 (1)***	***84.53***		***09:20:21.092***
6 -	54.550	30.084	1:24.634	84.18	0.349	09:21:45.726

Weather / Track : Sunny / Dry

Donington Park National: 1.9790 miles
Date: 02/06/2024 Start: 09:13 Finish: 09:21

BMCRC - MRO Championships 2024 - Rnd 4 @ Donington National

ACU Team Green Junior Cup & Senior Ninja & BMZRC 250 MZ

RACE 20 - SECTOR ANALYSIS

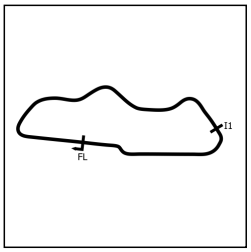

SECTOR 1 = FL to I1, SECTOR 2 = I1 to FL, DIFF = Difference To Personal Best Lap, P = Crossed Finish Line in Pit Lane, D = Time Disallowed

P7 17 S Daryn BUSA Kawasaki NINJA 400 - iActiveRC

IDEAL LAP TIME : 1:24.802 BEST LAP TIME : 1:24.802 DIFFERENCE : 0.000

LAP	SECTOR 1	SECTOR 2	LAP TIME	MPH	DIFF	TIME OF DAY
1 -		31.082	1:30.457	78.76	5.655	09:14:43.695
2 -	55.177	30.263	1:25.440	83.38	0.638	09:16:09.135
3 -	54.979	30.193	1:25.172 (3)	83.65	0.370	09:17:34.307
4 -	54.889	30.094	1:24.983 (2)	83.83	0.181	09:18:59.290
5 -	***54.732***	***30.070***	***1:24.802 (1)***	***84.01***		***09:20:24.092***
6 -	55.035	30.178	1:25.213	83.60	0.411	09:21:49.305

P8 43 S Mark SWARBRICK Kawasaki NINJA 400 -

IDEAL LAP TIME : 1:25.409 BEST LAP TIME : 1:25.628 DIFFERENCE : 0.219

LAP	SECTOR 1	SECTOR 2	LAP TIME	MPH	DIFF	TIME OF DAY
1 -		***30.389***	1:30.015	79.14	4.387	09:14:43.253
2 -	***55.020***	30.608	***1:25.628 (1)***	***83.20***		***09:16:08.881***
3 -	55.077	30.648	1:25.725 (2)	83.11	0.097	09:17:34.606
4 -	55.333	30.425	1:25.758 (3)	83.07	0.130	09:19:00.364
5 -	56.387	31.255	1:27.642	81.29	2.014	09:20:28.006
6 -	56.194	31.173	1:27.367	81.54	1.739	09:21:55.373

P9 134 J Toby SKAYMAN Kawasaki EX300 - D & A Home Solutions

IDEAL LAP TIME : 1:26.617 BEST LAP TIME : 1:27.147 DIFFERENCE : 0.530

LAP	SECTOR 1	SECTOR 2	LAP TIME	MPH	DIFF	TIME OF DAY
1 -		31.287	1:31.473	77.88	4.326	09:14:44.711
2 -	56.347	31.587	1:27.934	81.02	0.787	09:16:12.645
3 -	56.554	***30.805***	1:27.359 (3)	81.55	0.212	09:17:40.004
4 -	56.719	31.242	1:27.961	80.99	0.814	09:19:07.965
5 -	***55.812***	31.335	***1:27.147 (1)***	***81.75***		***09:20:35.112***
6 -	56.227	31.029	1:27.256 (2)	81.65	0.109	09:22:02.368

P10 175 J Mason GREASLEY Kawasaki NINJA 300 - Frame fast

IDEAL LAP TIME : 1:26.194 BEST LAP TIME : 1:26.194 DIFFERENCE : 0.000

LAP	SECTOR 1	SECTOR 2	LAP TIME	MPH	DIFF	TIME OF DAY
1 -		31.142	1:34.276	75.57	8.082	09:14:47.514
2 -	56.496	31.281	1:27.777	81.16	1.583	09:16:15.291
3 -	56.696	30.826	1:27.522	81.40	1.328	09:17:42.813
4 -	56.570	30.733	1:27.303 (3)	81.60	1.109	09:19:10.116
5 -	55.743	30.810	1:26.553 (2)	82.31	0.359	09:20:36.669
6 -	***55.549***	***30.645***	***1:26.194 (1)***	***82.65***		***09:22:02.863***

P11 10 S Mike BRUNSDON Kawasaki NINJA 400 - Parts Europe

IDEAL LAP TIME : 1:26.953 BEST LAP TIME : 1:27.363 DIFFERENCE : 0.410

LAP	SECTOR 1	SECTOR 2	LAP TIME	MPH	DIFF	TIME OF DAY
1 -		30.795	1:31.566	77.80	4.203	09:14:44.804
2 -	56.505	30.858	***1:27.363 (1)***	***81.55***		***09:16:12.167***
3 -	56.732	***30.643***	1:27.375 (2)	81.54	0.012	09:17:39.542
4 -	57.396	30.713	1:28.109	80.86	0.746	09:19:07.651
5 -	56.657	31.288	1:27.945	81.01	0.582	09:20:35.596
6 -	***56.310***	31.073	1:27.383 (3)	81.53	0.020	09:22:02.979

P12 401 J Archie ORMROD Kawasaki NINJA 300 - Prestige Flooring

IDEAL LAP TIME : 1:28.831 BEST LAP TIME : 1:28.940 DIFFERENCE : 0.109

LAP	SECTOR 1	SECTOR 2	LAP TIME	MPH	DIFF	TIME OF DAY
1 -		31.710	1:35.957	74.24	7.017	09:14:49.195
2 -	***57.300***	31.640	***1:28.940 (1)***	***80.10***		***09:16:18.135***
3 -	57.684	31.536	1:29.220 (2)	79.85	0.280	09:17:47.355
4 -	58.929	***31.531***	1:30.460	78.76	1.520	09:19:17.815
5 -	57.949	32.010	1:29.959 (3)	79.19	1.019	09:20:47.774
6 -	58.230	31.890	1:30.120	79.05	1.180	09:22:17.894

Weather / Track : Sunny / Dry

Donington Park National: 1.9790 miles
Date: 02/06/2024 Start: 09:13 Finish: 09:21

BMCRC - MRO Championships 2024 - Rnd 4 @ Donington National

ACU Team Green Junior Cup & Senior Ninja & BMZRC 250 MZ

RACE 20 - SECTOR ANALYSIS

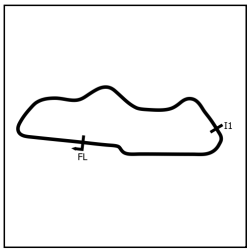

SECTOR 1 = FL to I1, SECTOR 2 = I1 to FL, DIFF = Difference To Personal Best Lap, P = Crossed Finish Line in Pit Lane, D = Time Disallowed

P13 66 S Mark SMITH — Kawasaki EX300 - IMP RACING

IDEAL LAP TIME : 1:29.781 BEST LAP TIME : 1:30.365 DIFFERENCE : 0.584

LAP	SECTOR 1	SECTOR 2	LAP TIME	MPH	DIFF	TIME OF DAY
1 -		***31.966***	1:35.006	74.99	4.641	09:14:48.244
2 -	***57.815***	32.684	1:30.499 **(2)**	78.72	0.134	09:16:18.743
3 -	58.020	32.345	***1:30.365*** **(1)**	***78.84***		***09:17:49.108***
4 -	58.876	32.247	1:31.123 **(3)**	78.18	0.758	09:19:20.231
5 -	58.364	32.802	1:31.166	78.15	0.801	09:20:51.397
6 -	58.682	32.558	1:31.240	78.08	0.875	09:22:22.637

P14 33 J Patrick KLINGE — Kawasaki NINJA 400 - Klingklong Racing

IDEAL LAP TIME : 1:30.353 BEST LAP TIME : 1:30.393 DIFFERENCE : 0.040

LAP	SECTOR 1	SECTOR 2	LAP TIME	MPH	DIFF	TIME OF DAY
1 -		32.640	1:36.549	73.79	6.156	09:14:49.787
2 -	58.379	32.384	1:30.763 **(2)**	78.49	0.370	09:16:20.550
3 -	***58.019***	32.374	***1:30.393*** **(1)**	***78.81***		***09:17:50.943***
4 -	59.292	32.442	1:31.734	77.66	1.341	09:19:22.677
5 -	59.048	***32.334***	1:31.382 **(3)**	77.96	0.989	09:20:54.059
6 -	59.094	32.391	1:31.485	77.87	1.092	09:22:25.544

P15 85 MZ Andrew WALES — MZ ETZ 250 - Show Control International

IDEAL LAP TIME : 1:27.238 BEST LAP TIME : 1:27.941 DIFFERENCE : 0.703

LAP	SECTOR 1	SECTOR 2	LAP TIME	MPH	DIFF	TIME OF DAY
1 -		31.388	2:00.903	58.92	32.962	09:15:14.141
2 -	56.505	31.691	1:28.196 **(2)**	80.78	0.255	09:16:42.337
3 -	57.202	31.093	1:28.295 **(3)**	80.69	0.354	09:18:10.632
4 -	57.384	***30.939***	1:28.323	80.66	0.382	09:19:38.955
5 -	***56.299***	32.743	1:29.042	80.01	1.101	09:21:07.997
6 -	56.825	31.116	***1:27.941*** **(1)**	***81.01***		***09:22:35.938***

P16 96 MZ Chris KENT — MZ TS 250 -

IDEAL LAP TIME : 1:27.493 BEST LAP TIME : 1:28.011 DIFFERENCE : 0.518

LAP	SECTOR 1	SECTOR 2	LAP TIME	MPH	DIFF	TIME OF DAY
1 -		31.542	2:01.319	58.72	33.308	09:15:14.557
2 -	56.685	***31.326***	***1:28.011*** **(1)**	***80.95***		***09:16:42.568***
3 -	56.799	31.744	1:28.543	80.46	0.532	09:18:11.111
4 -	56.988	31.496	1:28.484 **(2)**	80.51	0.473	09:19:39.595
5 -	***56.167***	32.326	1:28.493 **(3)**	80.51	0.482	09:21:08.088
6 -	57.742	31.340	1:29.082	79.97	1.071	09:22:37.170

P17 4 S Nigel FRANKLIN — Kawasaki NINJA - Nigel Franklin

IDEAL LAP TIME : 1:32.635 BEST LAP TIME : 1:33.116 DIFFERENCE : 0.481

LAP	SECTOR 1	SECTOR 2	LAP TIME	MPH	DIFF	TIME OF DAY
1 -		34.001	1:40.035	71.22	6.919	09:14:53.273
2 -	1:01.179	33.220	1:34.399	75.47	1.283	09:16:27.672
3 -	1:00.707	33.243	1:33.950 **(2)**	75.83	0.834	09:18:01.622
4 -	1:00.589	***32.527***	***1:33.116*** **(1)**	***76.51***		***09:19:34.738***
5 -	***1:00.108***	34.868	1:34.976	75.01	1.860	09:21:09.714
6 -	1:00.786	33.454	1:34.240 **(3)**	75.60	1.124	09:22:43.954

P18 565 MZ Louis KERSHAW — MZ 250 - Team Lucky Streetsy/Walkers Campers

IDEAL LAP TIME : 1:27.159 BEST LAP TIME : 1:27.159 DIFFERENCE : 0.000

LAP	SECTOR 1	SECTOR 2	LAP TIME	MPH	DIFF	TIME OF DAY
1 -		32.118	2:08.581	55.40	41.422	09:15:21.819
2 -	57.270	31.725	1:28.995	80.05	1.836	09:16:50.814
3 -	57.262	31.489	1:28.751 **(3)**	80.27	1.592	09:18:19.565
4 -	57.138	31.848	1:28.986	80.06	1.827	09:19:48.551
5 -	56.694	31.628	1:28.322 **(2)**	80.66	1.163	09:21:16.873
6 -	***55.904***	***31.255***	***1:27.159*** **(1)**	***81.74***		***09:22:44.032***

Weather / Track : Sunny / Dry

Donington Park National: 1.9790 miles
Date: 02/06/2024 Start: 09:13 Finish: 09:21

BMCRC - MRO Championships 2024 - Rnd 4 @ Donington National

ACU Team Green Junior Cup & Senior Ninja & BMZRC 250 MZ

RACE 20 - SECTOR ANALYSIS

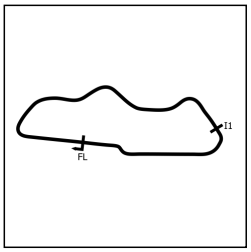

SECTOR 1 = FL to I1, SECTOR 2 = I1 to FL, DIFF = Difference To Personal Best Lap, P = Crossed Finish Line in Pit Lane, D = Time Disallowed

P19 95 MZ Christopher ROGERS Mz ETZ 250 - CB Racing

IDEAL LAP TIME : 1:28.627 BEST LAP TIME : 1:29.495 DIFFERENCE : 0.868

LAP	SECTOR 1	SECTOR 2	LAP TIME	MPH	DIFF	TIME OF DAY
1 -		31.824	2:01.438	58.66	31.943	09:15:14.676
2 -	***56.935***	32.707	1:29.642 **(2)**	79.47	0.147	09:16:44.318
3 -	57.803	***31.692***	***1:29.495*** **(1)**	***79.60***		***09:18:13.813***
4 -	58.467	31.903	1:30.370	78.83	0.875	09:19:44.183
5 -	57.839	32.583	1:30.422	78.79	0.927	09:21:14.605
6 -	57.993	32.174	1:30.167 **(3)**	79.01	0.672	09:22:44.772

P20 75 MZ Peter WOODALL MZ ETZ 250 - Online Lubricants

IDEAL LAP TIME : 1:29.020 BEST LAP TIME : 1:29.285 DIFFERENCE : 0.265

LAP	SECTOR 1	SECTOR 2	LAP TIME	MPH	DIFF	TIME OF DAY
1 -		32.527	2:02.495	58.16	33.210	09:15:15.733
2 -	57.929	32.135	1:30.064	79.10	0.779	09:16:45.797
3 -	57.914	31.888	1:29.802 **(3)**	79.33	0.517	09:18:15.599
4 -	58.025	***31.629***	1:29.654 **(2)**	79.46	0.369	09:19:45.253
5 -	***57.391***	31.894	***1:29.285*** **(1)**	***79.79***		***09:21:14.538***
6 -	57.678	32.592	1:30.270	78.92	0.985	09:22:44.808

P21 13 MZ Gordon RYAN MZ 250 - Prism Work Psychology

IDEAL LAP TIME : 1:28.594 BEST LAP TIME : 1:29.187 DIFFERENCE : 0.593

LAP	SECTOR 1	SECTOR 2	LAP TIME	MPH	DIFF	TIME OF DAY
1 -		31.629	2:01.978	58.40	32.791	09:15:15.216
2 -	***57.179***	32.008	***1:29.187*** **(1)**	***79.88***		***09:16:44.403***
3 -	57.877	***31.415***	1:29.292 **(2)**	79.79	0.105	09:18:13.695
4 -	58.710	31.687	1:30.397	78.81	1.210	09:19:44.092
5 -	58.195	31.798	1:29.993 **(3)**	79.16	0.806	09:21:14.085
6 -	58.725	32.053	1:30.778	78.48	1.591	09:22:44.863

P22 9 MZ Gary HOWLETT MZ TS250 - HS Racing

IDEAL LAP TIME : 1:30.391 BEST LAP TIME : 1:30.688 DIFFERENCE : 0.297

LAP	SECTOR 1	SECTOR 2	LAP TIME	MPH	DIFF	TIME OF DAY
1 -		32.440	2:03.677	57.60	32.989	09:15:16.915
2 -	58.166	32.652	1:30.818 **(2)**	78.44	0.130	09:16:47.733
3 -	58.234	32.454	***1:30.688*** **(1)**	***78.56***		***09:18:18.421***
4 -	58.843	***32.226***	1:31.069	78.23	0.381	09:19:49.490
5 -	***58.165***	32.878	1:31.043	78.25	0.355	09:21:20.533
6 -	58.243	32.714	1:30.957 **(3)**	78.32	0.269	09:22:51.490

P23 566 MZ Michael WILBY MZ ETZ 250 - Sziler UK

IDEAL LAP TIME : 1:32.535 BEST LAP TIME : 1:32.683 DIFFERENCE : 0.148

LAP	SECTOR 1	SECTOR 2	LAP TIME	MPH	DIFF	TIME OF DAY
1 -		***32.745***	2:05.871	56.60	33.188	09:15:19.109
2 -	1:00.272	33.620	1:33.892 **(2)**	75.88	1.209	09:16:53.001
3 -	***59.790***	32.893	***1:32.683*** **(1)**	***76.87***		***09:18:25.684***
4 -	1:00.172	33.792	1:33.964 **(3)**	75.82	1.281	09:19:59.648
5 -	1:00.636	33.549	1:34.185	75.64	1.502	09:21:33.833

P24 166 MZ Graeme LEWIS MZ 250 - Morris Racing Lubricants #MRL

IDEAL LAP TIME : 1:31.990 BEST LAP TIME : 1:32.543 DIFFERENCE : 0.553

LAP	SECTOR 1	SECTOR 2	LAP TIME	MPH	DIFF	TIME OF DAY
1 -		***32.382***	2:05.118	56.94	32.575	09:15:18.356
2 -	***59.608***	32.935	***1:32.543*** **(1)**	***76.98***		***09:16:50.899***
3 -	59.741	32.988	1:32.729 **(2)**	76.83	0.186	09:18:23.628
4 -	1:02.095	33.835	1:35.930	74.26	3.387	09:19:59.558
5 -	1:00.924	34.066	1:34.990 **(3)**	75.00	2.447	09:21:34.548

Weather / Track : Sunny / Dry

Donington Park National: 1.9790 miles
Date: 02/06/2024 Start: 09:13 Finish: 09:21

BMCRC - MRO Championships 2024 - Rnd 4 @ Donington National

ACU Team Green Junior Cup & Senior Ninja & BMZRC 250 MZ

RACE 20 - SECTOR ANALYSIS

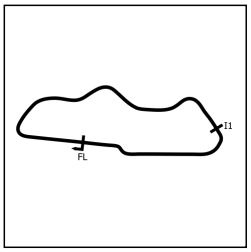

SECTOR 1 = FL to I1, SECTOR 2 = I1 to FL, DIFF = Difference To Personal Best Lap, P = Crossed Finish Line in Pit Lane, D = Time Disallowed

P25 56 MZ Russell TURNER MZ 250 - TT Racing

IDEAL LAP TIME : 1:33.308 BEST LAP TIME : 1:33.625 DIFFERENCE : 0.317

LAP	SECTOR 1	SECTOR 2	LAP TIME	MPH	DIFF	TIME OF DAY
1 -		***33.219***	2:05.511	56.76	31.886	09:15:18.749
2 -	1:00.459	35.200	1:35.659	74.47	2.034	09:16:54.408
3 -	***1:00.089***	34.488	1:34.577 **(3)**	75.33	0.952	09:18:28.985
4 -	1:00.491	33.748	1:34.239 **(2)**	75.60	0.614	09:20:03.224
5 -	1:00.346	33.279	***1:33.625*** **(1)**	***76.09***		***09:21:36.849***

P26 102 MZ_R Caleb WRIGHT MZ 250 ETZ - Clover Investments

IDEAL LAP TIME : 1:32.550 BEST LAP TIME : 1:32.550 DIFFERENCE : 0.000

LAP	SECTOR 1	SECTOR 2	LAP TIME	MPH	DIFF	TIME OF DAY
1 -		34.444	2:08.507	55.44	35.957	09:15:21.745
2 -	1:01.247	33.923	1:35.170	74.86	2.620	09:16:56.915
3 -	1:00.806	33.724	1:34.530 **(2)**	75.36	1.980	09:18:31.445
4 -	1:01.580	33.450	1:35.030 **(3)**	74.97	2.480	09:20:06.475
5 -	***59.967***	***32.583***	***1:32.550*** **(1)**	***76.98***		***09:21:39.025***

P27 41 MZ Gary WILLIAMS MZ ETZ 250 -

IDEAL LAP TIME : 1:33.958 BEST LAP TIME : 1:33.958 DIFFERENCE : 0.000

LAP	SECTOR 1	SECTOR 2	LAP TIME	MPH	DIFF	TIME OF DAY
1 -		33.887	2:09.624	54.96	35.666	09:15:22.862
2 -	1:01.136	33.425	1:34.561 **(3)**	75.34	0.603	09:16:57.423
3 -	1:01.161	34.149	1:35.310	74.75	1.352	09:18:32.733
4 -	1:01.075	33.345	1:34.420 **(2)**	75.45	0.462	09:20:07.153
5 -	***1:01.063***	***32.895***	***1:33.958*** **(1)**	***75.82***		***09:21:41.111***

P28 22 MZ Simon FINCH MZ ETZ250 -

IDEAL LAP TIME : 1:34.150 BEST LAP TIME : 1:34.342 DIFFERENCE : 0.192

LAP	SECTOR 1	SECTOR 2	LAP TIME	MPH	DIFF	TIME OF DAY
1 -		34.073	2:09.449	55.03	35.107	09:15:22.687
2 -	***1:00.541***	34.102	1:34.643 **(2)**	75.27	0.301	09:16:57.330
3 -	1:01.440	***33.609***	1:35.049	74.95	0.707	09:18:32.379
4 -	1:00.884	33.800	1:34.684 **(3)**	75.24	0.342	09:20:07.063
5 -	1:00.701	33.641	***1:34.342*** **(1)**	***75.51***		***09:21:41.405***

P29 7 J Brooke CHAMPION Kawasaki 300 NINJA -

IDEAL LAP TIME : 1:40.950 BEST LAP TIME : 1:41.087 DIFFERENCE : 0.137

LAP	SECTOR 1	SECTOR 2	LAP TIME	MPH	DIFF	TIME OF DAY
1 -		36.645	1:49.856	64.85	8.769	09:15:03.094
2 -	1:08.425	36.373	1:44.798	67.98	3.711	09:16:47.892
3 -	1:06.306	35.583	1:41.889 **(3)**	69.92	0.802	09:18:29.781
4 -	1:05.953	***35.290***	1:41.243 **(2)**	70.37	0.156	09:20:11.024
5 -	***1:05.660***	35.427	***1:41.087*** **(1)**	***70.48***		***09:21:52.111***

P30 74 MZ_R Kevin LANE MZ ETZ - Racing Lane

IDEAL LAP TIME : 1:40.435 BEST LAP TIME : 1:41.144 DIFFERENCE : 0.709

LAP	SECTOR 1	SECTOR 2	LAP TIME	MPH	DIFF	TIME OF DAY
1 -		36.797	2:15.808	52.46	34.664	09:15:29.046
2 -	1:06.798	38.157	1:44.955	67.88	3.811	09:17:14.001
3 -	1:06.601	***35.619***	1:42.220 **(2)**	69.69	1.076	09:18:56.221
4 -	***1:04.816***	36.328	***1:41.144*** **(1)**	***70.44***		***09:20:37.365***
5 -	1:05.534	37.089	1:42.623 **(3)**	69.42	1.479	09:22:19.988

Weather / Track : Sunny / Dry

Donington Park National: 1.9790 miles
Date: 02/06/2024 Start: 09:13 Finish: 09:21

BMCRC - MRO Championships 2024 - Rnd 4 @ Donington National

ACU Team Green Junior Cup & Senior Ninja & BMZRC 250 MZ

RACE 20 - SECTOR ANALYSIS

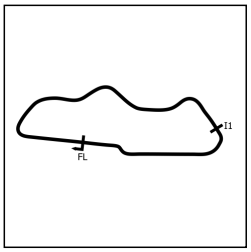

SECTOR 1 = FL to I1, SECTOR 2 = I1 to FL, DIFF = Difference To Personal Best Lap, P = Crossed Finish Line in Pit Lane, D = Time Disallowed

P31 69 MZ Alexander MANN Mz TS 250 - HS RACING

IDEAL LAP TIME : 1:27.587 BEST LAP TIME : 1:28.078 DIFFERENCE : 0.491

LAP	SECTOR 1	SECTOR 2	LAP TIME	MPH	DIFF	TIME OF DAY
1 -		31.397	1:59.752	59.49	31.674	09:15:12.990
2 -	57.369	32.067	1:29.436	79.66	1.358	09:16:42.426
3 -	57.345	***31.149***	1:28.494 **(2)**	80.50	0.416	09:18:10.920
4 -	56.744	31.334	***1:28.078*** **(1)**	***80.89***		***09:19:38.998***
5 -	***56.438***	32.935	1:29.373 **(3)**	79.71	1.295	09:21:08.371

P32 73 S Jemma GRAYSON Kawasaki NINJA 300 -

IDEAL LAP TIME : 1:32.770 BEST LAP TIME : 1:33.054 DIFFERENCE : 0.284

LAP	SECTOR 1	SECTOR 2	LAP TIME	MPH	DIFF	TIME OF DAY
1 -		33.376	1:39.484	71.61	6.430	09:14:52.722
2 -	1:00.181	33.104	1:33.285 **(2)**	76.37	0.231	09:16:26.007
3 -	1:00.434	***32.620***	***1:33.054*** **(1)**	***76.56***		***09:17:59.061***
4 -	1:00.731	32.858	1:33.589 **(3)**	76.12	0.535	09:19:32.650

P33 16 J Aleisha LAYTON Kawasaki NINJA 400 -

IDEAL LAP TIME : 1:23.574 BEST LAP TIME : 1:23.574 DIFFERENCE : 0.000

LAP	SECTOR 1	SECTOR 2	LAP TIME	MPH	DIFF	TIME OF DAY
1 -		30.129	1:29.221	79.85	5.647	09:14:42.459
2 -	55.120	30.045	1:25.165 **(2)**	83.65	1.591	09:16:07.624
3 -	***53.828***	***29.746***	***1:23.574*** **(1)**	***85.24***		***09:17:31.198***

P34 93 MZ_R Jack WOLFF MZ 250 - Illuminate Design

IDEAL LAP TIME : 1:40.076 BEST LAP TIME : 1:40.662 DIFFERENCE : 0.586

LAP	SECTOR 1	SECTOR 2	LAP TIME	MPH	DIFF	TIME OF DAY
1 -		***35.442***	2:12.055	53.95	31.393	09:15:25.293
2 -	***1:04.634***	36.028	***1:40.662*** **(1)**	***70.77***		***09:17:05.955***
3 -	1:06.664	IN PIT	1:50.761 **P**	64.32	10.099	09:18:56.716

P35 45 J Marley MACKENZIE Kawasaki NINJA - Kirkcaldy Kawasaki, ELPM

IDEAL LAP TIME : BEST LAP TIME : DIFFERENCE :

LAP	SECTOR 1	SECTOR 2	LAP TIME	MPH	DIFF	TIME OF DAY
1 -		***29.825***	1:27.605	81.32		09:14:40.843

Weather / Track : Sunny / Dry

Donington Park National: 1.9790 miles
Date: 02/06/2024 Start: 09:13 Finish: 09:21

BMCRC - MRO Championships 2024 - Rnd 4 @ Donington National

ACU Team Green Junior Cup & Senior Ninja & BMZRC 250 MZ

RACE 20 - BEST SECTORS

SECTOR 1

POS	NO	NAME	TIME
1	35	WESTON	52.790
2	2	WATT	52.799
3	76	WILKINSON	52.978
4	1	ATKINSON	53.061
5	81	SIMS	53.752
6	16	LAYTON	53.828
7	27	BROWN	54.428
8	17	BUSA	54.732
9	43	SWARBRICK	55.020
10	175	GREASLEY	55.549
11	134	SKAYMAN	55.812
12	565	KERSHAW	55.904
13	96	KENT	56.167
14	85	WALES	56.299
15	10	BRUNSDON	56.310
16	69	MANN	56.438
17	95	ROGERS	56.935
18	13	RYAN	57.179
19	401	ORMROD	57.300
20	75	WOODALL	57.391
21	66	SMITH	57.815
22	33	KLINGE	58.019
23	9	HOWLETT	58.165
24	166	LEWIS	59.608
25	566	WILBY	59.790
26	102	WRIGHT	59.967
27	56	TURNER	1:00.089
28	4	FRANKLIN	1:00.108
29	73	GRAYSON	1:00.150
30	22	FINCH	1:00.541
31	41	WILLIAMS	1:01.063
32	93	WOLFF	1:04.634
33	74	LANE	1:04.816
34	7	CHAMPION	1:05.660
35			
36			
37			

SECTOR 2

NO	NAME	TIME
76	WILKINSON	28.623
35	WESTON	29.033
2	WATT	29.141
1	ATKINSON	29.221
81	SIMS	29.427
16	LAYTON	29.746
27	BROWN	29.809
45	MACKENZIE	29.825
17	BUSA	30.070
43	SWARBRICK	30.389
10	BRUNSDON	30.643
175	GREASLEY	30.645
134	SKAYMAN	30.805
85	WALES	30.939
69	MANN	31.149
565	KERSHAW	31.255
96	KENT	31.326
13	RYAN	31.415
401	ORMROD	31.531
75	WOODALL	31.629
95	ROGERS	31.692
66	SMITH	31.966
9	HOWLETT	32.226
33	KLINGE	32.334
166	LEWIS	32.382
4	FRANKLIN	32.527
102	WRIGHT	32.583
73	GRAYSON	32.620
566	WILBY	32.745
41	WILLIAMS	32.895
56	TURNER	33.219
22	FINCH	33.609
7	CHAMPION	35.290
93	WOLFF	35.442
74	LANE	35.619

IDEAL / BEST COMPARISON

		PERFECT LAP	1:21.413		
1	76	WILKINSON	1:21.601	1:21.910	0.309
2	35	WESTON	1:21.823	1:21.823	0.000
3	2	WATT	1:21.940	1:22.511	0.571
4	1	ATKINSON	1:22.282	1:22.282	0.000
5	81	SIMS	1:23.179	1:23.179	0.000
6	16	LAYTON	1:23.574	1:23.574	0.000
7	27	BROWN	1:24.237	1:24.285	0.048
8	17	BUSA	1:24.802	1:24.802	0.000
9	43	SWARBRICK	1:25.409	1:25.628	0.219
10	175	GREASLEY	1:26.194	1:26.194	0.000
11	134	SKAYMAN	1:26.617	1:27.147	0.530
12	10	BRUNSDON	1:26.953	1:27.363	0.410
13	565	KERSHAW	1:27.159	1:27.159	0.000
14	85	WALES	1:27.238	1:27.941	0.703
15	96	KENT	1:27.493	1:28.011	0.518
16	69	MANN	1:27.587	1:28.078	0.491
17	13	RYAN	1:28.594	1:29.187	0.593
18	95	ROGERS	1:28.627	1:29.495	0.868
19	401	ORMROD	1:28.831	1:28.940	0.109
20	75	WOODALL	1:29.020	1:29.285	0.265
21	66	SMITH	1:29.781	1:30.365	0.584
22	33	KLINGE	1:30.353	1:30.393	0.040
23	9	HOWLETT	1:30.391	1:30.688	0.297
24	166	LEWIS	1:31.990	1:32.543	0.553
25	566	WILBY	1:32.535	1:32.683	0.148
26	102	WRIGHT	1:32.550	1:32.550	0.000
27	4	FRANKLIN	1:32.635	1:33.116	0.481
28	73	GRAYSON	1:32.770	1:33.054	0.284
29	56	TURNER	1:33.308	1:33.625	0.317
30	41	WILLIAMS	1:33.958	1:33.958	0.000
31	22	FINCH	1:34.150	1:34.342	0.192
32	93	WOLFF	1:40.076	1:40.662	0.586
33	74	LANE	1:40.435	1:41.144	0.709
34	7	CHAMPION	1:40.950	1:41.087	0.137
35	45	MACKENZIE			

Weather / Track : Sunny / Dry

Donington Park National: 1.9790 miles
Date: 02/06/2024 Start: 09:13 Finish: 09:21

Results can be found at www.tsl-timing.com

Printed - 09:24 Sunday, 02 June 2024

BMCRC - MRO Championships 2024 - Rnd 4 @ Donington National

ACU Team Green Junior Cup & Senior Ninja & BMZRC 250 MZ

RACE 20 - STATISTICS

Competitors Started	37
Planned Start	2024-06-02 @ 09:10:00.000
Actual Start	2024-06-02 @ 09:13:13.237
Finish Time	2024-06-02 @ 09:21:33.832
Track Length	1.9790mi.
Total Laps	188
Total Distance Covered	372.0646mi.

Session Fastest Lap History

NO	CL	NAME	LAP TIME	TIME OF DAY	LAP	VEHICLE
76	J	**Luca WILKINSON**	**1:22.983**	09:16:02.625	2	Kawasaki NINJA400
35	J	**Zack WESTON**	**1:22.912**	09:16:02.656	2	Kawasaki NINJA 400
1	S	**Phil ATKINSON**	**1:22.816**	09:16:03.060	2	Kawasaki NINJA 400
2	J	**Kade WATT**	**1:22.511**	09:16:03.304	2	Kawasaki NINJA 400
35	J	**Zack WESTON**	**1:21.823**	09:20:11.851	5	Kawasaki NINJA 400

Session Leader History

NO	CL	NAME	FROM LAP	LAPS LED	DISTANCE	VEHICLE
76	J	**Luca WILKINSON**	1	2	3.92 miles	Kawasaki NINJA400
35	J	**Zack WESTON**	3	1	1.97 miles	Kawasaki NINJA 400
2	J	**Kade WATT**	4	1	1.97 miles	Kawasaki NINJA 400
35	J	**Zack WESTON**	5	1	1.97 miles	Kawasaki NINJA 400
76	J	**Luca WILKINSON**	6	1	1.97 miles	Kawasaki NINJA400

Flag History

TYPE	TIME OF DAY
GREEN	09:13:13.237
FINISH	09:21:33.832

Flag Statistics

TYPE	COUNT	TOTAL LAPS	TOTAL TIME
Green	1	6	10:12.673
Red	0	0	0.000
Safety Car	0	0	0.000
FCY	0	0	0.000

Weather / Track : Sunny / Dry

Donington Park National: 1.9790 miles
Date: 02/06/2024 Start: 09:13 Finish: 09:21

BMCRC - MRO Championships 2024 - Rnd 4 @ Donington National

ACU Team Green Junior Cup & Senior Ninja & BMZRC 250 MZ

RACE 20 - STATISTICS

CLASS : J

11 Starters

Fastest Lap History

NO	NAME	LAP TIME	TIME OF DAY	LAP	VEHICLE
76	**Luca WILKINSON**	**1:22.983**	09:16:02.625	2	Kawasaki NINJA400
35	**Zack WESTON**	**1:22.912**	09:16:02.656	2	Kawasaki NINJA 400
2	**Kade WATT**	**1:22.511**	09:16:03.304	2	Kawasaki NINJA 400
35	**Zack WESTON**	**1:21.823**	09:20:11.851	5	Kawasaki NINJA 400

Leader History

NO	NAME	FROM LAP	LAPS LED	DISTANCE	VEHICLE
76	**Luca WILKINSON**	1	2	3.92 miles	Kawasaki NINJA400
35	**Zack WESTON**	3	1	1.97 miles	Kawasaki NINJA 400
2	**Kade WATT**	4	1	1.97 miles	Kawasaki NINJA 400
35	**Zack WESTON**	5	1	1.97 miles	Kawasaki NINJA 400
76	**Luca WILKINSON**	6	1	1.97 miles	Kawasaki NINJA400

Weather / Track : Sunny / Dry

Donington Park National: 1.9790 miles
Date: 02/06/2024 Start: 09:13 Finish: 09:21

BMCRC - MRO Championships 2024 - Rnd 4 @ Donington National

ACU Team Green Junior Cup & Senior Ninja & BMZRC 250 MZ

RACE 20 - STATISTICS

CLASS : S

8 Starters

Fastest Lap History

NO	NAME	LAP TIME	TIME OF DAY	LAP	VEHICLE
1	**Phil ATKINSON**	**1:22.816**	09:16:03.060	2	Kawasaki NINJA 400
1	**Phil ATKINSON**	**1:22.282**	09:20:12.890	5	Kawasaki NINJA 400

Leader History

NO	NAME	FROM LAP	LAPS LED	DISTANCE	VEHICLE
1	**Phil ATKINSON**	1	6	11.83 miles	Kawasaki NINJA 400

BMCRC - MRO Championships 2024 - Rnd 4 @ Donington National

ACU Team Green Junior Cup & Senior Ninja & BMZRC 250 MZ

RACE 20 - STATISTICS

CLASS : MZ

14 Starters

Fastest Lap History

NO	NAME	LAP TIME	TIME OF DAY	LAP	VEHICLE
85	**Andrew WALES**	**1:28.196**	09:16:42.368	2	MZ ETZ 250
96	**Chris KENT**	**1:28.011**	09:16:42.599	2	MZ TS 250
85	**Andrew WALES**	**1:27.941**	09:22:35.968	6	MZ ETZ 250
565	**Louis KERSHAW**	**1:27.159**	09:22:44.032	6	MZ 250

Leader History

NO	NAME	FROM LAP	LAPS LED	DISTANCE	VEHICLE
69	**Alexander MANN**	1	1	1.94 miles	Mz TS 250
85	**Andrew WALES**	2	5	9.89 miles	MZ ETZ 250

BMCRC - MRO Championships 2024 - Rnd 4 @ Donington National

ACU Team Green Junior Cup & Senior Ninja & BMZRC 250 MZ

RACE 20 - STATISTICS

CLASS : MZ_R

4 Starters

Fastest Lap History

NO	NAME	LAP TIME	TIME OF DAY	LAP	VEHICLE
102	**Caleb WRIGHT**	**1:35.170**	09:16:56.947	2	MZ 250 ETZ
102	**Caleb WRIGHT**	**1:34.530**	09:18:31.477	3	MZ 250 ETZ
102	**Caleb WRIGHT**	**1:32.550**	09:21:39.057	5	MZ 250 ETZ

Leader History

NO	NAME	FROM LAP	LAPS LED	DISTANCE	VEHICLE
102	**Caleb WRIGHT**	1	5	9.85 miles	MZ 250 ETZ

Weather / Track : Sunny / Dry

Donington Park National: 1.9790 miles
Date: 02/06/2024 Start: 09:13 Finish: 09:21

TEAM GREEN JUNIOR CUP | Kawasaki SENIOR NINJA SERIES | Kawasaki JUNIOR SUPERSPORT | modality BMZRC 250 MZS

BMCRC - MRO Championships 2024 - Rnd 4 @ Donington National

ACU Team Green Junior Cup & Senior Ninja & BMZRC 250 MZ

RACE 10 - GRID (9 Laps)

ROW 15	1		1		43	11	Carl CRIPPS	
ROW 14	42	37	Harry LAMACRAFT	41	74	1:41.144 Kevin LANE	40	93 1:40.662 Jack WOLFF
ROW 13	39	32	John ASHMEAD	38	22	1:34.342 Simon FINCH	37	41 1:33.958 Gary WILLIAMS
ROW 12	36	56	1:33.625 Russell TURNER	35	566	1:32.683 Michael WILBY	34	102 1:32.550 Caleb WRIGHT
ROW 11	33	166	1:32.543 Graeme LEWIS	32	9	1:30.688 Gary HOWLETT	31	95 1:29.495 Christopher ROGERS
ROW 10	30	75	1:29.285 Peter WOODALL	29	13	1:29.187 Gordon RYAN	28	69 1:28.078 Alexander MANN
ROW 9	27	96	1:28.011 Chris KENT	26	85	1:27.941 Andrew WALES	25	565 1:27.159 Louis KERSHAW
ROW 8	24			23			22	
ROW 7	21			20	6	Kian BUSA	19	7 1:41.087 Brooke CHAMPION
ROW 6	18	4	1:33.116 Nigel FRANKLIN	17	73	1:33.054 Jemma GRAYSON	16	33 1:30.393 Patrick KLINGE
ROW 5	15	66	1:30.365 Mark SMITH	14	401	1:28.940 Archie ORMROD	13	10 1:27.363 Mike BRUNSDON
ROW 4	12	45	Marley MACKENZIE	11	134	1:27.147 Toby SKAYMAN	10	175 1:26.194 Mason GREASLEY
ROW 3	9	43	1:25.628 Mark SWARBRICK	8	17	1:24.802 Daryn BUSA	7	27 1:24.285 Ben BROWN
ROW 2	6	16	1:23.574 Aleisha LAYTON	5	81	1:23.179 Ollie SIMS	4	2 1:22.511 Kade WATT
ROW 1	3	1	1:22.282 Phil ATKINSON	2	76	1:21.910 Luca WILKINSON	1	35 1:21.823 Zack WESTON

Pole

These results are provisional until the conclusion of any judicial and technical matters.

Donington Park National: 1.9790 miles

Clerk Of Course:	Stewards:	Timekeeper: Craig Smith	

Results can be found at www.tsl-timing.com

Printed - 09:29 Sunday, 02 June 2024

TSL SPORTS TIMING TIMING SOLUTIONS LTD

BMCRC - MRO Championships 2024 - Rnd 4 @ Donington National

ACU Team Green Junior Cup & Senior Ninja & BMZRC 250 MZ

RACE 10 - CLASSIFICATION

Race Distance: 4 Laps / 7.91 miles

POS	NO	CL	PIC	NAME	ENTRY	LAPS	TIME	GAP	DIFF	MPH	BEST	ON	GRD	↑↓
1	27	S	1	Ben BROWN	Kawasaki NINJA 400 - Hunts Motorcycles	4	5:37.997			83.91	1:23.338	2	7	6
2	1	S	2	Phil ATKINSON	Kawasaki NINJA 400 - ROSE MOT/Q Oil Treatments	4	5:38.122	0.125	0.125	83.88	1:23.609	2	3	1
3	2	J	1	Kade WATT	Kawasaki NINJA 400 - 3D Racing	4	5:38.233	0.236	0.111	83.85	1:23.655	2	4	1
4	16	J	2	Aleisha LAYTON	Kawasaki NINJA 400 -	4	5:44.502	6.505	6.269	82.32	1:24.616	2	6	2
5	81	J	3	Ollie SIMS	Kawasaki NINJA 400 - Motorbodies Weston ltd	4	5:44.661	6.664	0.159	82.28	1:24.427	2	5	0
6	45	J	4	Marley MACKENZIE	Kawasaki NINJA - Kirkcaldy Kawasaki, ELPM	4	5:44.676	6.679	0.015	82.28	1:24.654	2	12	6
7	17	S	3	Daryn BUSA	Kawasaki NINJA 400 - iActiveRC	4	5:48.150	10.153	3.474	81.46	1:25.973	3	8	1
8	134	J	5	Toby SKAYMAN	Kawasaki EX300 - D & A Home Solutions	4	5:48.633	10.636	0.483	81.35	1:26.132	4	11	3
9	43	S	4	Mark SWARBRICK	Kawasaki NINJA 400 -	3	4:24.735	1 Lap	1 Lap	80.22	1:26.531	3	9	0
10	175	J	6	Mason GREASLEY	Kawasaki NINJA 300 - Frame fast	3	4:25.022	1 Lap	0.287	80.13	1:27.106	2	10	0
11	10	S	5	Mike BRUNSDON	Kawasaki NINJA 400 - Parts Europe	3	4:25.408	1 Lap	0.386	80.01	1:26.568	3	13	2
12	401	J	7	Archie ORMROD	Kawasaki NINJA 300 - Prestige Flooring	3	4:33.397	1 Lap	7.989	77.67	1:29.342	3	14	2
13	66	S	6	Mark SMITH	Kawasaki EX300 - IMP RACING	3	4:34.425	1 Lap	1.028	77.38	1:29.970	3	15	2
14	33	J	8	Patrick KLINGE	Kawasaki NINJA 400 - Klingklong Racing	3	4:41.854	1 Lap	7.429	75.34	1:31.618	3	16	2
15	73	S	7	Jemma GRAYSON	Kawasaki NINJA 300 -	3	4:47.773	1 Lap	5.919	73.79	1:33.161	3	17	2
16	4	S	8	Nigel FRANKLIN	Kawasaki NINJA - Nigel Franklin	3	4:48.396	1 Lap	0.623	73.63	1:34.185	3	18	2
17	96	MZ	1	Chris KENT	MZ TS 250 -	3	4:48.718	1 Lap	0.322	73.55	1:27.680	3	23	6
18	565	MZ	2	Louis KERSHAW	MZ 250 - Team Lucky Streetsy/Walkers Campers	3	4:49.088	1 Lap	0.370	73.46	1:27.930	3	21	3
19	85	MZ	3	Andrew WALES	MZ ETZ 250 - Show Control International	3	4:49.287	1 Lap	0.199	73.41	1:28.179	3	22	3
20	75	MZ	4	Peter WOODALL	MZ ETZ 250 - Online Lubricants	3	4:51.625	1 Lap	2.338	72.82	1:29.214	2	26	6
21	13	MZ	5	Gordon RYAN	MZ 250 - Prism Work Psychology	3	4:52.307	1 Lap	0.682	72.65	1:29.158	3	25	4
22	9	MZ	6	Gary HOWLETT	MZ TS250 - HS Racing	3	4:58.793	1 Lap	6.486	71.07	1:31.816	3	28	6
23	56	MZ	7	Russell TURNER	MZ 250 - TT Racing	3	5:05.241	1 Lap	6.448	69.57	1:32.641	2	32	9
24	166	MZ	8	Graeme LEWIS	MZ 250 - Morris Racing Lubricants #MRL	3	5:05.334	1 Lap	0.093	69.55	1:33.047	3	29	5
25	32	MZ	9	John ASHMEAD	Mz 250 -	3	5:05.890	1 Lap	0.556	69.42	1:32.329	2	35	10
26	102	MZ_R	1	Caleb WRIGHT	MZ 250 ETZ - Clover Investments	3	5:06.204	1 Lap	0.314	69.35	1:33.243	3	30	4
27	22	MZ	10	Simon FINCH	MZ ETZ250 -	3	5:06.851	1 Lap	0.647	69.21	1:33.172	3	34	7
28	566	MZ	11	Michael WILBY	MZ ETZ 250 - Sziler UK	3	5:09.914	1 Lap	3.063	68.52	1:34.588	2	31	3
29	74	MZ_R	2	Kevin LANE	MZ ETZ - Racing Lane	3	5:32.084	1 Lap	22.170	63.95	1:41.742	2	37	8

NOT CLASSIFIED

DNF	35	J		Zack WESTON	Kawasaki NINJA 400 - NW Racing	3	4:11.382	1 Lap		84.48	1:22.585	2	1	
DNF	76	J		Luca WILKINSON	Kawasaki NINJA400 - RD RACING	3	4:11.466	1 Lap	0.084	84.45	1:22.494	2	2	
DNF	93	MZ_R		Jack WOLFF	MZ 250 - Illuminate Design	2	3:46.017	2 Laps	1 Lap	62.44	1:40.600	2	36	
DNF	7	J		Brooke CHAMPION	Kawasaki 300 NINJA -	2	4:32.953	2 Laps	46.936	51.70			19	
DNF	37	MZ_R		Harry LAMACRAFT	MZ ETZ 250 - All Flower No Power	1	1:54.432	3 Laps	1 Lap	61.06			38	
DNF	69	MZ		Alexander MANN	Mz TS 250 - HS RACING	0							24	
DNF	95	MZ		Christopher ROGERS	Mz ETZ 250 - CB Racing	0							27	

FASTEST LAP

76	J	Luca WILKINSON	Kawasaki NINJA400 - RD RACING	2	1:22.494	86.36 mph	138.99 kph
27	S	Ben BROWN	Kawasaki NINJA 400 - Hunts Motorcycles	2	1:23.338	85.49 mph	137.58 kph
96	MZ	Chris KENT	MZ TS 250 -	3	1:27.680	81.25 mph	130.77 kph
102	MZ_R	Caleb WRIGHT	MZ 250 ETZ - Clover Investments	3	1:33.243	76.40 mph	122.96 kph

Comments:
Class S - 92.5% of Race Speed = 77.61 mph
Class J - 92.5% of Race Speed = 77.56 mph
Class MZ - 92.5% of Race Speed = 68.03 mph
Class MZ_R - 92.5% of Race Speed = 64.14 mph

Red Flag (end of session): 13:01

Weather / Track : Sunny / Dry
These results are provisional until the conclusion of any judicial and technical matters.

Date: 02/06/2024 Start: 12:55 Finish: 13:01
Donington Park National: 1.9790 miles

Clerk Of Course:	Stewards:	Timekeeper: Craig Smith	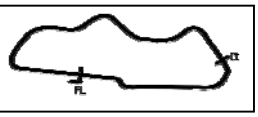

Results can be found at www.tsl-timing.com

Printed - 13:07 Sunday, 02 June 2024

BMCRC - MRO Championships 2024 - Rnd 4 @ Donington National

ACU Team Green Junior Cup & Senior Ninja & BMZRC 250 MZ

RACE 10 - LAP CHART

LAP 1 @ 12:56:58.457

NO	BEHIND	LAP TIME
76		1:25.635
35	0.088	1:25.723
2	1.030	1:26.665
1	1.175	1:26.810
27	1.777	1:27.412
16	2.727	1:28.362
81	3.001	1:28.636
17	3.879	1:29.514
45	4.054	1:29.689
134	4.070	1:29.705
43	4.814	1:30.449
175	4.999	1:30.634
10	6.434	1:32.069
66	8.167	1:33.802
401	8.392	1:34.027
33	12.587	1:38.222
4	14.368	1:40.003
73	14.480	1:40.115
565	26.102	1:51.737
96	26.274	1:51.909
85	26.665	1:52.300
75	27.389	1:53.024
13	27.647	1:53.282
37	28.797	1:54.432
9	29.316	1:54.951
102	32.674	1:58.309
56	33.278	1:58.913
166	33.425	1:59.060
32	34.623	2:00.258
22	34.711	2:00.346
566	34.795	2:00.430
93	39.782	2:05.417
74	40.041	2:05.676
7	1:14.498	2:40.133

LAP 2 @ 12:58:20.951

NO	BEHIND	LAP TIME
76		1:22.494
35	0.179	1:22.585
2	2.191	1:23.655
1	2.290	1:23.609
27	2.621	1:23.338
16	4.849	1:24.616
81	4.934	1:24.427
45	6.214	1:24.654
17	7.928	1:26.543
134	8.063	1:26.487
175	9.611	1:27.106
43	10.075	1:27.755
10	10.711	1:26.771
401	15.926	1:30.028
66	16.326	1:30.653
33	22.107	1:32.014
4	26.082	1:34.208
73	26.483	1:34.497
96	32.909	1:29.129
85	32.979	1:28.808
565	33.029	1:29.421
75	34.109	1:29.214
13	35.020	1:29.867
9	38.848	1:32.026
56	43.425	1:32.641
166	44.158	1:33.227
32	44.458	1:32.329
102	44.832	1:34.652
22	45.550	1:33.333
566	46.889	1:34.588
93	57.888	1:40.600
74	59.289	1:41.742

LAP 3 @ 12:59:44.204

NO	BEHIND	LAP TIME	
35		1:23.074	
76	0.084	1:23.337	
2	2.827	1:23.889	
1	2.938	1:23.901	
27	3.032	1:23.664	
81	7.233	1:25.552	
16	7.614	1:26.018	
45	7.997	1:25.036	
17	10.648	1:25.973	
134	11.119	1:26.309	
43	13.353	1:26.531	
175	13.640	1:27.282	
10	14.026	1:26.568	
7	1 Lap	1:52.820	**P**
401	22.015	1:29.342	
66	23.043	1:29.970	
33	30.472	1:31.618	
73	36.391	1:33.161	
4	37.014	1:34.185	
96	37.336	1:27.680	
565	37.706	1:27.930	
85	37.905	1:28.179	
75	40.243	1:29.387	
13	40.925	1:29.158	
9	47.411	1:31.816	
56	53.859	1:33.687	
166	53.952	1:33.047	
32	54.508	1:33.303	
102	54.822	1:33.243	
22	55.469	1:33.172	
566	58.532	1:34.896	
74	1:20.702	1:44.666	

LAP 4 @ 13:01:10.819

NO	BEHIND	LAP TIME
27		1:23.583
1	0.125	1:23.802
2	0.236	1:24.024
16	6.505	1:25.506
81	6.664	1:26.046
45	6.679	1:25.297
17	10.153	1:26.120
134	10.636	1:26.132

Weather / Track : Sunny / Dry

Donington Park National: 1.9790 miles
Date: 02/06/2024 Start: 12:55 Finish: 13:01

Results can be found at www.tsl-timing.com

Printed - 13:08 Sunday, 02 June 2024

BMCRC - MRO Championships 2024 - Rnd 4 @ Donington National

ACU Team Green Junior Cup & Senior Ninja & BMZRC 250 MZ

RACE 10 - POSITION CHART

No	Name	Lap / Pos	1	2	3	4
35	WESTON	1	76	76	35	27
76	WILKINSON	2	35	35	76	1
1	ATKINSON	3	2	2	2	2
2	WATT	4	1	1	1	16
81	SIMS	5	27	27	27	81
16	LAYTON	6	16	16	81	45
27	BROWN	7	81	81	16	17
17	BUSA	8	17	45	45	134
43	SWARBRICK	9	45	17	17	
175	GREASLEY	10	134	134	134	
134	SKAYMAN	11	43	175	43	
45	MACKENZIE	12	175	43	175	
10	BRUNSDON	13	10	10	10	
401	ORMROD	14	66	401	401	
66	SMITH	15	401	66	66	
33	KLINGE	16	33	33	33	
73	GRAYSON	17	4	4	73	
4	FRANKLIN	18	73	73	4	
7	CHAMPION	19	565	96	96	
565	KERSHAW	20	96	85	565	
85	WALES	21	85	565	85	
96	KENT	22	75	75	75	
69	MANN	23	13	13	13	
13	RYAN	24	37	9	9	
75	WOODALL	25	9	56	56	
95	ROGERS	26	102	166	166	
9	HOWLETT	27	56	32	32	
166	LEWIS	28	166	102	102	
102	WRIGHT	29	32	22	22	
566	WILBY	30	22	566	566	
56	TURNER	31	566	93	74	
22	FINCH	32	93	74		
32	ASHMEAD	33	74	7		
93	WOLFF	34	7			
74	LANE	35				
37	LAMACRAFT	36				

Weather / Track : Sunny / Dry

Donington Park National: 1.9790 miles
Date: 02/06/2024 Start: 12:55 Finish: 13:01

Results can be found at www.tsl-timing.com

Printed - 13:08 Sunday, 02 June 2024

BMCRC - MRO Championships 2024 - Rnd 4 @ Donington National

ACU Team Green Junior Cup & Senior Ninja & BMZRC 250 MZ

RACE 10 - SECTOR ANALYSIS

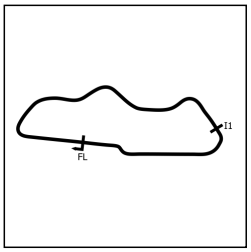

SECTOR 1 = FL to I1, SECTOR 2 = I1 to FL, DIFF = Difference To Personal Best Lap, P = Crossed Finish Line in Pit Lane, D = Time Disallowed

P1 27 S Ben BROWN Kawasaki NINJA 400 - Hunts Motorcycles

IDEAL LAP TIME : 1:22.844 BEST LAP TIME : 1:23.338 DIFFERENCE : 0.494

LAP	SECTOR 1	SECTOR 2	LAP TIME	MPH	DIFF	TIME OF DAY
1 -		29.676	1:27.412	81.50	4.074	12:57:00.234
2 -	***53.201***	30.137	***1:23.338*** **(1)**	***85.49***		***12:58:23.572***
3 -	54.021	***29.643***	1:23.664 **(3)**	85.15	0.326	12:59:47.236
4 -	53.407	30.176	1:23.583 **(2)**	85.24	0.245	13:01:10.819

P2 1 S Phil ATKINSON Kawasaki NINJA 400 - ROSE MOT/Q Oil Treatments

IDEAL LAP TIME : 1:23.089 BEST LAP TIME : 1:23.609 DIFFERENCE : 0.520

LAP	SECTOR 1	SECTOR 2	LAP TIME	MPH	DIFF	TIME OF DAY
1 -		***29.780***	1:26.810	82.07	3.201	12:56:59.632
2 -	53.375	30.234	***1:23.609*** **(1)**	***85.21***		***12:58:23.241***
3 -	53.996	29.905	1:23.901 **(3)**	84.91	0.292	12:59:47.142
4 -	***53.309***	30.493	1:23.802 **(2)**	85.01	0.193	13:01:10.944

P3 2 J Kade WATT Kawasaki NINJA 400 - 3D Racing

IDEAL LAP TIME : 1:23.398 BEST LAP TIME : 1:23.655 DIFFERENCE : 0.257

LAP	SECTOR 1	SECTOR 2	LAP TIME	MPH	DIFF	TIME OF DAY
1 -		29.731	1:26.665	82.20	3.010	12:56:59.487
2 -	***53.731***	29.924	***1:23.655*** **(1)**	***85.16***		***12:58:23.142***
3 -	54.222	***29.667***	1:23.889 **(2)**	84.92	0.234	12:59:47.031
4 -	53.842	30.182	1:24.024 **(3)**	84.79	0.369	13:01:11.055

P4 16 J Aleisha LAYTON Kawasaki NINJA 400 -

IDEAL LAP TIME : 1:24.288 BEST LAP TIME : 1:24.616 DIFFERENCE : 0.328

LAP	SECTOR 1	SECTOR 2	LAP TIME	MPH	DIFF	TIME OF DAY
1 -		***29.955***	1:28.362	80.63	3.746	12:57:01.184
2 -	54.446	30.170	***1:24.616*** **(1)**	***84.19***		***12:58:25.800***
3 -	54.863	31.155	1:26.018 **(3)**	82.82	1.402	12:59:51.818
4 -	***54.333***	31.173	1:25.506 **(2)**	83.32	0.890	13:01:17.324

P5 81 J Ollie SIMS Kawasaki NINJA 400 - Motorbodies Weston ltd

IDEAL LAP TIME : 1:24.138 BEST LAP TIME : 1:24.427 DIFFERENCE : 0.289

LAP	SECTOR 1	SECTOR 2	LAP TIME	MPH	DIFF	TIME OF DAY
1 -		***29.965***	1:28.636	80.38	4.209	12:57:01.458
2 -	***54.173***	30.254	***1:24.427*** **(1)**	***84.38***		***12:58:25.885***
3 -	54.539	31.013	1:25.552 **(2)**	83.27	1.125	12:59:51.437
4 -	54.900	31.146	1:26.046 **(3)**	82.80	1.619	13:01:17.483

P6 45 J Marley MACKENZIE Kawasaki NINJA - Kirkcaldy Kawasaki, ELPM

IDEAL LAP TIME : 1:24.412 BEST LAP TIME : 1:24.654 DIFFERENCE : 0.242

LAP	SECTOR 1	SECTOR 2	LAP TIME	MPH	DIFF	TIME OF DAY
1 -		30.529	1:29.689	79.43	5.035	12:57:02.511
2 -	54.514	***30.140***	***1:24.654*** **(1)**	***84.16***		***12:58:27.165***
3 -	***54.272***	30.764	1:25.036 **(2)**	83.78	0.382	12:59:52.201
4 -	54.279	31.018	1:25.297 **(3)**	83.52	0.643	13:01:17.498

P7 17 S Daryn BUSA Kawasaki NINJA 400 - iActiveRC

IDEAL LAP TIME : 1:25.135 BEST LAP TIME : 1:25.973 DIFFERENCE : 0.838

LAP	SECTOR 1	SECTOR 2	LAP TIME	MPH	DIFF	TIME OF DAY
1 -		***30.439***	1:29.514	79.59	3.541	12:57:02.336
2 -	55.699	30.844	1:26.543 **(3)**	82.32	0.570	12:58:28.879
3 -	55.429	30.544	***1:25.973*** **(1)**	***82.87***		***12:59:54.852***
4 -	***54.696***	31.424	1:26.120 **(2)**	82.72	0.147	13:01:20.972

Weather / Track : Sunny / Dry

Donington Park National: 1.9790 miles
Date: 02/06/2024 Start: 12:55 Finish: 13:01

BMCRC - MRO Championships 2024 - Rnd 4 @ Donington National

ACU Team Green Junior Cup & Senior Ninja & BMZRC 250 MZ

RACE 10 - SECTOR ANALYSIS

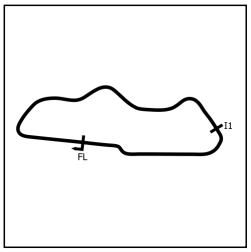

SECTOR 1 = FL to I1, SECTOR 2 = I1 to FL, DIFF = Difference To Personal Best Lap, P = Crossed Finish Line in Pit Lane, D = Time Disallowed

P8 134 J Toby SKAYMAN Kawasaki EX300 - D & A Home Solutions

IDEAL LAP TIME : 1:25.492 BEST LAP TIME : 1:26.132 DIFFERENCE : 0.640

LAP	SECTOR 1	SECTOR 2	LAP TIME	MPH	DIFF	TIME OF DAY
1 -		***30.858***	1:29.705	79.42	3.573	12:57:02.527
2 -	55.318	31.169	1:26.487 **(3)**	82.37	0.355	12:58:29.014
3 -	55.116	31.193	1:26.309 **(2)**	82.54	0.177	12:59:55.323
4 -	***54.634***	31.498	***1:26.132*** **(1)**	***82.71***		***13:01:21.455***

P9 43 S Mark SWARBRICK Kawasaki NINJA 400 -

IDEAL LAP TIME : 1:26.495 BEST LAP TIME : 1:26.531 DIFFERENCE : 0.036

LAP	SECTOR 1	SECTOR 2	LAP TIME	MPH	DIFF	TIME OF DAY
1 -		***30.992***	1:30.449	78.76	3.918	12:57:03.271
2 -	56.758	30.997	1:27.755 **(2)**	81.18	1.224	12:58:31.026
3 -	***55.503***	31.028	***1:26.531*** **(1)**	***82.33***		***12:59:57.557***

P10 175 J Mason GREASLEY Kawasaki NINJA 300 - Frame fast

IDEAL LAP TIME : 1:26.358 BEST LAP TIME : 1:27.106 DIFFERENCE : 0.748

LAP	SECTOR 1	SECTOR 2	LAP TIME	MPH	DIFF	TIME OF DAY
1 -		***30.810***	1:30.634	78.60	3.528	12:57:03.456
2 -	56.111	30.995	***1:27.106*** **(1)**	***81.79***		***12:58:30.562***
3 -	55.620	31.662	1:27.282 **(2)**	81.62	0.176	12:59:57.844

P11 10 S Mike BRUNSDON Kawasaki NINJA 400 - Parts Europe

IDEAL LAP TIME : 1:26.523 BEST LAP TIME : 1:26.568 DIFFERENCE : 0.045

LAP	SECTOR 1	SECTOR 2	LAP TIME	MPH	DIFF	TIME OF DAY
1 -		30.947	1:32.069	77.38	5.501	12:57:04.891
2 -	55.997	***30.774***	1:26.771 **(2)**	82.10	0.203	12:58:31.662
3 -	***55.749***	30.819	***1:26.568*** **(1)**	***82.30***		***12:59:58.230***

P12 401 J Archie ORMROD Kawasaki NINJA 300 - Prestige Flooring

IDEAL LAP TIME : 1:28.908 BEST LAP TIME : 1:29.342 DIFFERENCE : 0.434

LAP	SECTOR 1	SECTOR 2	LAP TIME	MPH	DIFF	TIME OF DAY
1 -		***31.292***	1:34.027	75.77	4.685	12:57:06.849
2 -	57.921	32.107	1:30.028 **(2)**	79.13	0.686	12:58:36.877
3 -	***57.616***	31.726	***1:29.342*** **(1)**	***79.74***		***13:00:06.219***

P13 66 S Mark SMITH Kawasaki EX300 - IMP RACING

IDEAL LAP TIME : 1:29.118 BEST LAP TIME : 1:29.970 DIFFERENCE : 0.852

LAP	SECTOR 1	SECTOR 2	LAP TIME	MPH	DIFF	TIME OF DAY
1 -		***31.766***	1:33.802	75.95	3.832	12:57:06.624
2 -	58.324	32.329	1:30.653 **(2)**	78.59	0.683	12:58:37.277
3 -	57.524	32.446	***1:29.970*** **(1)**	***79.18***		***13:00:07.247***

P14 33 J Patrick KLINGE Kawasaki NINJA 400 - Klingklong Racing

IDEAL LAP TIME : 1:31.177 BEST LAP TIME : 1:31.618 DIFFERENCE : 0.441

LAP	SECTOR 1	SECTOR 2	LAP TIME	MPH	DIFF	TIME OF DAY
1 -		32.861	1:38.222	72.53	6.604	12:57:11.044
2 -	59.184	32.830	1:32.014 **(2)**	77.42	0.396	12:58:43.058
3 -	58.844	***32.774***	***1:31.618*** **(1)**	***77.76***		***13:00:14.676***

P15 73 S Jemma GRAYSON Kawasaki NINJA 300 -

IDEAL LAP TIME : 1:33.118 BEST LAP TIME : 1:33.161 DIFFERENCE : 0.043

LAP	SECTOR 1	SECTOR 2	LAP TIME	MPH	DIFF	TIME OF DAY
1 -		33.233	1:40.115	71.16	6.954	12:57:12.937
2 -	1:00.898	33.599	1:34.497 **(2)**	75.39	1.336	12:58:47.434
3 -	1:00.167	***32.994***	***1:33.161*** **(1)**	***76.47***		***13:00:20.595***

Weather / Track : Sunny / Dry

Donington Park National: 1.9790 miles
Date: 02/06/2024 Start: 12:55 Finish: 13:01

BMCRC - MRO Championships 2024 - Rnd 4 @ Donington National

ACU Team Green Junior Cup & Senior Ninja & BMZRC 250 MZ

RACE 10 - SECTOR ANALYSIS

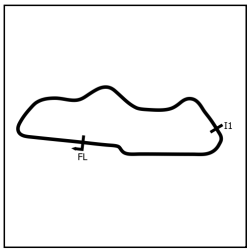

SECTOR 1 = FL to I1, SECTOR 2 = I1 to FL, DIFF = Difference To Personal Best Lap, P = Crossed Finish Line in Pit Lane, D = Time Disallowed

P16 4 S Nigel FRANKLIN — Kawasaki NINJA - Nigel Franklin

IDEAL LAP TIME : 1:34.081 BEST LAP TIME : 1:34.185 DIFFERENCE : 0.104

LAP	SECTOR 1	SECTOR 2	LAP TIME	MPH	DIFF	TIME OF DAY
1 -		33.391	1:40.003	71.24	5.818	12:57:12.825
2 -	1:00.841	***33.367***	1:34.208 **(2)**	75.62	0.023	12:58:47.033
3 -	1:00.760	33.425	***1:34.185*** **(1)**	***75.64***		***13:00:21.218***

P17 96 MZ Chris KENT — MZ TS 250 -

IDEAL LAP TIME : 1:27.680 BEST LAP TIME : 1:27.680 DIFFERENCE : 0.000

LAP	SECTOR 1	SECTOR 2	LAP TIME	MPH	DIFF	TIME OF DAY
1 -		31.520	1:51.909	63.66	24.229	12:57:24.731
2 -	57.018	32.111	1:29.129 **(2)**	79.93	1.449	12:58:53.860
3 -	***56.748***	***30.932***	***1:27.680*** **(1)**	***81.25***		***13:00:21.540***

P18 565 MZ Louis KERSHAW — MZ 250 - Team Lucky Streetsy/Walkers Campers

IDEAL LAP TIME : 1:27.930 BEST LAP TIME : 1:27.930 DIFFERENCE : 0.000

LAP	SECTOR 1	SECTOR 2	LAP TIME	MPH	DIFF	TIME OF DAY
1 -		31.871	1:51.737	63.76	23.807	12:57:24.559
2 -	57.612	31.809	1:29.421 **(2)**	79.67	1.491	12:58:53.980
3 -	***56.138***	***31.792***	***1:27.930*** **(1)**	***81.02***		***13:00:21.910***

P19 85 MZ Andrew WALES — MZ ETZ 250 - Show Control International

IDEAL LAP TIME : 1:27.892 BEST LAP TIME : 1:28.179 DIFFERENCE : 0.287

LAP	SECTOR 1	SECTOR 2	LAP TIME	MPH	DIFF	TIME OF DAY
1 -		31.341	1:52.300	63.44	24.121	12:57:25.122
2 -	***56.905***	31.903	1:28.808 **(2)**	80.22	0.629	12:58:53.930
3 -	57.192	***30.987***	***1:28.179*** **(1)**	***80.79***		***13:00:22.109***

P20 75 MZ Peter WOODALL — MZ ETZ 250 - Online Lubricants

IDEAL LAP TIME : 1:28.960 BEST LAP TIME : 1:29.214 DIFFERENCE : 0.254

LAP	SECTOR 1	SECTOR 2	LAP TIME	MPH	DIFF	TIME OF DAY
1 -		***31.844***	1:53.024	63.03	23.810	12:57:25.846
2 -	***57.116***	32.098	***1:29.214*** **(1)**	***79.86***		***12:58:55.060***
3 -	57.401	31.986	1:29.387 **(2)**	79.70	0.173	13:00:24.447

P21 13 MZ Gordon RYAN — MZ 250 - Prism Work Psychology

IDEAL LAP TIME : 1:29.158 BEST LAP TIME : 1:29.158 DIFFERENCE : 0.000

LAP	SECTOR 1	SECTOR 2	LAP TIME	MPH	DIFF	TIME OF DAY
1 -		31.865	1:53.282	62.89	24.124	12:57:26.104
2 -	57.596	32.271	1:29.867 **(2)**	79.27	0.709	12:58:55.971
3 -	***57.443***	***31.715***	***1:29.158*** **(1)**	***79.91***		***13:00:25.129***

P22 9 MZ Gary HOWLETT — MZ TS250 - HS Racing

IDEAL LAP TIME : 1:31.404 BEST LAP TIME : 1:31.816 DIFFERENCE : 0.412

LAP	SECTOR 1	SECTOR 2	LAP TIME	MPH	DIFF	TIME OF DAY
1 -		***32.882***	1:54.951	61.97	23.135	12:57:27.773
2 -	59.017	33.009	1:32.026 **(2)**	77.41	0.210	12:58:59.799
3 -	58.887	32.929	***1:31.816*** **(1)**	***77.59***		***13:00:31.615***

P23 56 MZ Russell TURNER — MZ 250 - TT Racing

IDEAL LAP TIME : 1:32.641 BEST LAP TIME : 1:32.641 DIFFERENCE : 0.000

LAP	SECTOR 1	SECTOR 2	LAP TIME	MPH	DIFF	TIME OF DAY
1 -		33.412	1:58.913	59.91	26.272	12:57:31.735
2 -	***59.316***	***33.325***	***1:32.641*** **(1)**	***76.90***		***12:59:04.376***
3 -	59.511	34.176	1:33.687 **(2)**	76.04	1.046	13:00:38.063

Weather / Track : Sunny / Dry

Donington Park National: 1.9790 miles
Date: 02/06/2024 Start: 12:55 Finish: 13:01

BMCRC - MRO Championships 2024 - Rnd 4 @ Donington National

ACU Team Green Junior Cup & Senior Ninja & BMZRC 250 MZ

RACE 10 - SECTOR ANALYSIS

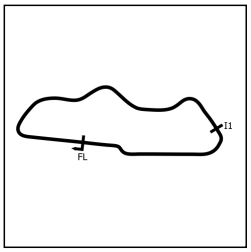

SECTOR 1 = FL to I1, SECTOR 2 = I1 to FL, DIFF = Difference To Personal Best Lap, P = Crossed Finish Line in Pit Lane, D = Time Disallowed

P24 166 MZ Graeme LEWIS MZ 250 - Morris Racing Lubricants #MRL

IDEAL LAP TIME : 1:32.662 BEST LAP TIME : 1:33.047 DIFFERENCE : 0.385

LAP	SECTOR 1	SECTOR 2	LAP TIME	MPH	DIFF	TIME OF DAY
1 -		33.658	1:59.060	59.84	26.013	12:57:31.882
2 -	1:00.418	***32.809***	1:33.227 **(2)**	76.42	0.180	12:59:05.109
3 -	***59.853***	33.194	***1:33.047*** **(1)**	***76.57***		***13:00:38.156***

P25 32 MZ John ASHMEAD Mz 250 -

IDEAL LAP TIME : 1:32.329 BEST LAP TIME : 1:32.329 DIFFERENCE : 0.000

LAP	SECTOR 1	SECTOR 2	LAP TIME	MPH	DIFF	TIME OF DAY
1 -		33.981	2:00.258	59.24	27.929	12:57:33.080
2 -	***58.946***	***33.383***	***1:32.329*** **(1)**	***77.16***		***12:59:05.409***
3 -	59.831	33.472	1:33.303 **(2)**	76.36	0.974	13:00:38.712

P26 102 MZ_R Caleb WRIGHT MZ 250 ETZ - Clover Investments

IDEAL LAP TIME : 1:33.243 BEST LAP TIME : 1:33.243 DIFFERENCE : 0.000

LAP	SECTOR 1	SECTOR 2	LAP TIME	MPH	DIFF	TIME OF DAY
1 -		34.192	1:58.309	60.22	25.066	12:57:31.131
2 -	1:01.384	33.268	1:34.652 **(2)**	75.27	1.409	12:59:05.783
3 -	***1:00.125***	***33.118***	***1:33.243*** **(1)**	***76.40***		***13:00:39.026***

P27 22 MZ Simon FINCH MZ ETZ250 -

IDEAL LAP TIME : 1:32.729 BEST LAP TIME : 1:33.172 DIFFERENCE : 0.443

LAP	SECTOR 1	SECTOR 2	LAP TIME	MPH	DIFF	TIME OF DAY
1 -		34.301	2:00.346	59.20	27.174	12:57:33.168
2 -	1:00.202	***33.131***	1:33.333 **(2)**	76.33	0.161	12:59:06.501
3 -	***59.598***	33.574	***1:33.172*** **(1)**	***76.46***		***13:00:39.673***

P28 566 MZ Michael WILBY MZ ETZ 250 - Sziler UK

IDEAL LAP TIME : 1:34.476 BEST LAP TIME : 1:34.588 DIFFERENCE : 0.112

LAP	SECTOR 1	SECTOR 2	LAP TIME	MPH	DIFF	TIME OF DAY
1 -		34.660	2:00.430	59.16	25.842	12:57:33.252
2 -	1:00.668	***33.920***	***1:34.588*** **(1)**	***75.32***		***12:59:07.840***
3 -	***1:00.556***	34.340	1:34.896 **(2)**	75.07	0.308	13:00:42.736

P29 74 MZ_R Kevin LANE MZ ETZ - Racing Lane

IDEAL LAP TIME : 1:41.742 BEST LAP TIME : 1:41.742 DIFFERENCE : 0.000

LAP	SECTOR 1	SECTOR 2	LAP TIME	MPH	DIFF	TIME OF DAY
1 -		36.624	2:05.676	56.69	23.934	12:57:38.498
2 -	***1:05.304***	***36.438***	***1:41.742*** **(1)**	***70.02***		***12:59:20.240***
3 -	1:07.272	37.394	1:44.666 **(2)**	68.07	2.924	13:01:04.906

P30 35 J Zack WESTON Kawasaki NINJA 400 - NW Racing

IDEAL LAP TIME : 1:22.265 BEST LAP TIME : 1:22.585 DIFFERENCE : 0.320

LAP	SECTOR 1	SECTOR 2	LAP TIME	MPH	DIFF	TIME OF DAY
1 -		29.379	1:25.723	83.11	3.138	12:56:58.545
2 -	***52.962***	29.623	***1:22.585*** **(1)**	***86.27***		***12:58:21.130***
3 -	53.771	***29.303***	1:23.074 **(2)**	85.76	0.489	12:59:44.204

P31 76 J Luca WILKINSON Kawasaki NINJA400 - RD RACING

IDEAL LAP TIME : 1:22.476 BEST LAP TIME : 1:22.494 DIFFERENCE : 0.018

LAP	SECTOR 1	SECTOR 2	LAP TIME	MPH	DIFF	TIME OF DAY
1 -		29.446	1:25.635	83.19	3.141	12:56:58.457
2 -	53.342	***29.152***	***1:22.494*** **(1)**	***86.36***		***12:58:20.951***
3 -	53.771	29.566	1:23.337 **(2)**	85.49	0.843	12:59:44.288

BMCRC - MRO Championships 2024 - Rnd 4 @ Donington National

ACU Team Green Junior Cup & Senior Ninja & BMZRC 250 MZ

RACE 10 - SECTOR ANALYSIS

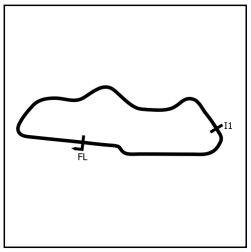

SECTOR 1 = FL to I1, SECTOR 2 = I1 to FL, DIFF = Difference To Personal Best Lap, P = Crossed Finish Line in Pit Lane, D = Time Disallowed

P32 93 MZ_R Jack WOLFF MZ 250 - Illuminate Design

IDEAL LAP TIME : 1:40.600 BEST LAP TIME : 1:40.600 DIFFERENCE : 0.000

LAP	SECTOR 1	SECTOR 2	LAP TIME	MPH	DIFF	TIME OF DAY
1 -		37.466	2:05.417	56.80	24.817	12:57:38.239
2 -	***1:04.577***	***36.023***	***1:40.600*** **(1)**	***70.82***		***12:59:18.839***

P33 7 J Brooke CHAMPION Kawasaki 300 NINJA -

IDEAL LAP TIME : 2:36.396 BEST LAP TIME : DIFFERENCE :

LAP	SECTOR 1	SECTOR 2	LAP TIME	MPH	DIFF	TIME OF DAY
1 -		***1:29.533***	2:40.133	44.49		12:58:12.955
2 -	***1:06.863***	IN PIT	1:52.820 **P**	63.15		13:00:05.775

P34 37 MZ_R Harry LAMACRAFT MZ ETZ 250 - All Flower No Power

IDEAL LAP TIME : BEST LAP TIME : DIFFERENCE :

LAP	SECTOR 1	SECTOR 2	LAP TIME	MPH	DIFF	TIME OF DAY
1 -		***32.095***	1:54.432	62.26		12:57:27.254

BMCRC - MRO Championships 2024 - Rnd 4 @ Donington National

ACU Team Green Junior Cup & Senior Ninja & BMZRC 250 MZ

RACE 10 - BEST SECTORS

SECTOR 1

POS	NO	NAME	TIME
1	35	WESTON	52.962
2	27	BROWN	53.201
3	1	ATKINSON	53.309
4	76	WILKINSON	53.324
5	2	WATT	53.731
6	81	SIMS	54.173
7	45	MACKENZIE	54.272
8	16	LAYTON	54.333
9	134	SKAYMAN	54.634
10	17	BUSA	54.696
11	43	SWARBRICK	55.503
12	175	GREASLEY	55.548
13	10	BRUNSDON	55.749
14	565	KERSHAW	56.138
15	96	KENT	56.748
16	85	WALES	56.905
17	75	WOODALL	57.116
18	66	SMITH	57.352
19	13	RYAN	57.443
20	401	ORMROD	57.616
21	33	KLINGE	58.403
22	9	HOWLETT	58.522
23	32	ASHMEAD	58.946
24	56	TURNER	59.316
25	22	FINCH	59.598
26	166	LEWIS	59.853
27	73	GRAYSON	1:00.124
28	102	WRIGHT	1:00.125
29	566	WILBY	1:00.556
30	4	FRANKLIN	1:00.714
31	93	WOLFF	1:04.577
32	74	LANE	1:05.304
33	7	CHAMPION	1:06.863
34			
35			
36			

SECTOR 2

NO	NAME	TIME
76	WILKINSON	29.152
35	WESTON	29.303
27	BROWN	29.643
2	WATT	29.667
1	ATKINSON	29.780
16	LAYTON	29.955
81	SIMS	29.965
45	MACKENZIE	30.140
17	BUSA	30.439
10	BRUNSDON	30.774
175	GREASLEY	30.810
134	SKAYMAN	30.858
96	KENT	30.932
85	WALES	30.987
43	SWARBRICK	30.992
401	ORMROD	31.292
13	RYAN	31.715
66	SMITH	31.766
565	KERSHAW	31.792
75	WOODALL	31.844
37	LAMACRAFT	32.095
33	KLINGE	32.774
166	LEWIS	32.809
9	HOWLETT	32.882
73	GRAYSON	32.994
102	WRIGHT	33.118
22	FINCH	33.131
56	TURNER	33.325
4	FRANKLIN	33.367
32	ASHMEAD	33.383
566	WILBY	33.920
93	WOLFF	36.023
74	LANE	36.438
7	CHAMPION	1:29.533

IDEAL / BEST COMPARISON

		PERFECT LAP	1:22.114		
POS	NO	NAME	IDEAL	BEST	DIFF
1	35	WESTON	1:22.265	1:22.585	0.320
2	76	WILKINSON	1:22.476	1:22.494	0.018
3	27	BROWN	1:22.844	1:23.338	0.494
4	1	ATKINSON	1:23.089	1:23.609	0.520
5	2	WATT	1:23.398	1:23.655	0.257
6	81	SIMS	1:24.138	1:24.427	0.289
7	16	LAYTON	1:24.288	1:24.616	0.328
8	45	MACKENZIE	1:24.412	1:24.654	0.242
9	17	BUSA	1:25.135	1:25.973	0.838
10	134	SKAYMAN	1:25.492	1:26.132	0.640
11	175	GREASLEY	1:26.358	1:27.106	0.748
12	43	SWARBRICK	1:26.495	1:26.531	0.036
13	10	BRUNSDON	1:26.523	1:26.568	0.045
14	96	KENT	1:27.680	1:27.680	0.000
15	85	WALES	1:27.892	1:28.179	0.287
16	565	KERSHAW	1:27.930	1:27.930	0.000
17	401	ORMROD	1:28.908	1:29.342	0.434
18	75	WOODALL	1:28.960	1:29.214	0.254
19	66	SMITH	1:29.118	1:29.970	0.852
20	13	RYAN	1:29.158	1:29.158	0.000
21	33	KLINGE	1:31.177	1:31.618	0.441
22	9	HOWLETT	1:31.404	1:31.816	0.412
23	32	ASHMEAD	1:32.329	1:32.329	0.000
24	56	TURNER	1:32.641	1:32.641	0.000
25	166	LEWIS	1:32.662	1:33.047	0.385
26	22	FINCH	1:32.729	1:33.172	0.443
27	73	GRAYSON	1:33.118	1:33.161	0.043
28	102	WRIGHT	1:33.243	1:33.243	0.000
29	4	FRANKLIN	1:34.081	1:34.185	0.104
30	566	WILBY	1:34.476	1:34.588	0.112
31	93	WOLFF	1:40.600	1:40.600	0.000
32	74	LANE	1:41.742	1:41.742	0.000
33	7	CHAMPION	2:36.396		
34	37	LAMACRAFT			

Weather / Track : Sunny / Dry

Donington Park National: 1.9790 miles
Date: 02/06/2024 Start: 12:55 Finish: 13:01

Results can be found at www.tsl-timing.com

Printed - 13:08 Sunday, 02 June 2024

BMCRC - MRO Championships 2024 - Rnd 4 @ Donington National

ACU Team Green Junior Cup & Senior Ninja & BMZRC 250 MZ

RACE 10 - STATISTICS

Competitors Started	35
Planned Start	2024-06-02 @ 12:25:00.000
Actual Start	2024-06-02 @ 12:55:32.822
Finish Time	2024-06-02 @ 13:01:10.818
Track Length	1.9790mi.
Total Laps	106
Total Distance Covered	209.7811mi.

Session Fastest Lap History

NO	CL	NAME	LAP TIME	TIME OF DAY	LAP	VEHICLE
76	J	**Luca WILKINSON**	**1:22.494**	12:58:20.967	2	Kawasaki NINJA400

Session Leader History

NO	CL	NAME	FROM LAP	LAPS LED	DISTANCE	VEHICLE
76	J	**Luca WILKINSON**	1	2	3.92 miles	Kawasaki NINJA400
35	J	**Zack WESTON**	3	1	1.97 miles	Kawasaki NINJA 400
27	S	**Ben BROWN**	4	1	1.97 miles	Kawasaki NINJA 400

Flag History

TYPE	TIME OF DAY
GREEN	12:55:32.822
FINISH	13:01:10.818

Flag Statistics

TYPE	COUNT	TOTAL LAPS	TOTAL TIME
Green	1	4	6:36.727
Red	0	0	0.000
Safety Car	0	0	0.000
FCY	0	0	0.000

Weather / Track : Sunny / Dry

Donington Park National: 1.9790 miles
Date: 02/06/2024 Start: 12:55 Finish: 13:01

BMCRC - MRO Championships 2024 - Rnd 4 @ Donington National

ACU Team Green Junior Cup & Senior Ninja & BMZRC 250 MZ

RACE 10 - STATISTICS

CLASS : J

11 Starters

Fastest Lap History

NO	NAME	LAP TIME	TIME OF DAY	LAP	VEHICLE
76	**Luca WILKINSON**	**1:22.494**	12:58:20.967	2	Kawasaki NINJA400

Leader History

NO	NAME	FROM LAP	LAPS LED	DISTANCE	VEHICLE
76	**Luca WILKINSON**	1	2	3.92 miles	Kawasaki NINJA400
35	**Zack WESTON**	3	1	1.97 miles	Kawasaki NINJA 400
2	**Kade WATT**	4	1	1.97 miles	Kawasaki NINJA 400

Weather / Track : Sunny / Dry

Donington Park National: 1.9790 miles
Date: 02/06/2024 Start: 12:55 Finish: 13:01

BMCRC - MRO Championships 2024 - Rnd 4 @ Donington National

ACU Team Green Junior Cup & Senior Ninja & BMZRC 250 MZ

RACE 10 - STATISTICS

CLASS : S

8 Starters

Fastest Lap History

NO	NAME	LAP TIME	TIME OF DAY	LAP	VEHICLE
1	**Phil ATKINSON**	**1:23.609**	12:58:23.204	2	Kawasaki NINJA 400
27	**Ben BROWN**	**1:23.338**	12:58:23.608	2	Kawasaki NINJA 400

Leader History

NO	NAME	FROM LAP	LAPS LED	DISTANCE	VEHICLE
1	**Phil ATKINSON**	1	3	5.89 miles	Kawasaki NINJA 400
27	**Ben BROWN**	4	1	1.97 miles	Kawasaki NINJA 400

Weather / Track : Sunny / Dry

Donington Park National: 1.9790 miles
Date: 02/06/2024 Start: 12:55 Finish: 13:01

BMCRC - MRO Championships 2024 - Rnd 4 @ Donington National

ACU Team Green Junior Cup & Senior Ninja & BMZRC 250 MZ

RACE 10 - STATISTICS

CLASS : MZ

12 Starters

Fastest Lap History

NO	NAME	LAP TIME	TIME OF DAY	LAP	VEHICLE
96	**Chris KENT**	**1:29.129**	12:58:53.892	2	MZ TS 250
85	**Andrew WALES**	**1:28.808**	12:58:53.930	2	MZ ETZ 250
96	**Chris KENT**	**1:27.680**	13:00:21.571	3	MZ TS 250

Leader History

NO	NAME	FROM LAP	LAPS LED	DISTANCE	VEHICLE
565	**Louis KERSHAW**	1	1	1.94 miles	MZ 250
96	**Chris KENT**	2	2	3.95 miles	MZ TS 250

Weather / Track : Sunny / Dry

Donington Park National: 1.9790 miles
Date: 02/06/2024 Start: 12:55 Finish: 13:01

BMCRC - MRO Championships 2024 - Rnd 4 @ Donington National

ACU Team Green Junior Cup & Senior Ninja & BMZRC 250 MZ

RACE 10 - STATISTICS

CLASS : MZ_R

4 Starters

Fastest Lap History

NO	NAME	LAP TIME	TIME OF DAY	LAP	VEHICLE
102	**Caleb WRIGHT**	**1:34.652**	12:59:05.815	2	MZ 250 ETZ
102	**Caleb WRIGHT**	**1:33.243**	13:00:39.058	3	MZ 250 ETZ

Leader History

NO	NAME	FROM LAP	LAPS LED	DISTANCE	VEHICLE
37	**Harry LAMACRAFT**	1	1	1.94 miles	MZ ETZ 250
102	**Caleb WRIGHT**	2	2	3.95 miles	MZ 250 ETZ

Weather / Track : Sunny / Dry

Donington Park National: 1.9790 miles
Date: 02/06/2024 Start: 12:55 Finish: 13:01

TEAM GREEN JUNIOR CUP | Kawasaki SENIOR NINJA SERIES | Kawasaki JUNIOR SUPERSPORT | modality BMZRC 250 MZS

BMCRC - MRO Championships 2024 - Rnd 4 @ Donington National

ACU Team Green Junior Cup & Senior Ninja & BMZRC 250 MZ

RACE 21 - GRID (8 Laps)

ROW 14	42	41 Gary WILLIAMS	41	37 Harry LAMACRAFT	1:41.742	40	74 Kevin LANE	
ROW 13	1:40.600	39 93 Jack WOLFF	1:34.588	38 566 Michael WILBY		37	95 Christopher ROGERS	
ROW 12	1:33.243	36 102 Caleb WRIGHT	1:33.172	35 22 Simon FINCH		34	69 Alexander MANN	
ROW 11	1:33.047	33 166 Graeme LEWIS	1:32.641	32 56 Russell TURNER		31	32 John ASHMEAD	1:32.329
ROW 10	1:31.816	30 9 Gary HOWLETT	1:29.214	29 75 Peter WOODALL		28	13 Gordon RYAN	1:29.158
ROW 9	1:28.179	27 85 Andrew WALES	1:27.930	26 565 Louis KERSHAW		25	96 Chris KENT	1:27.680
ROW 8		24		23		22		
ROW 7		21		20	6 Kian BUSA	19	7 Brooke CHAMPION	
ROW 6	1:34.185	18 4 Nigel FRANKLIN	1:33.161	17 73 Jemma GRAYSON		16	33 Patrick KLINGE	1:31.618
ROW 5	1:29.970	15 66 Mark SMITH	1:29.342	14 401 Archie ORMROD		13	175 Mason GREASLEY	1:27.106
ROW 4	1:26.568	12 10 Mike BRUNSDON	1:26.531	11 43 Mark SWARBRICK		10	134 Toby SKAYMAN	1:26.132
ROW 3	1:25.973	9 17 Daryn BUSA	1:24.654	8 45 Marley MACKENZIE		7	16 Aleisha LAYTON	1:24.616
ROW 2	1:24.427	6 81 Ollie SIMS	1:23.655	5 2 Kade WATT		4	1 Phil ATKINSON	1:23.609
ROW 1	1:23.338	3 27 Ben BROWN	1:22.585	2 35 Zack WESTON		1	76 Luca WILKINSON	1:22.494

Pole

These results are provisional until the conclusion of any judicial and technical matters.

Donington Park National: 1.9790 miles

Clerk Of Course:	Stewards:	Timekeeper: Craig Smith	

Results can be found at www.tsl-timing.com

Printed - 13:12 Sunday, 02 June 2024

TSL SPORTS TIMING TIMING SOLUTIONS LTD

BMCRC - MRO Championships 2024 - Rnd 4 @ Donington National

ACU Team Green Junior Cup & Senior Ninja & BMZRC 250 MZ

RACE 21 - CLASSIFICATION

Race Distance: 10 Laps / 19.79 miles

POS	NO	CL	PIC	NAME	ENTRY	LAPS	TIME	GAP	DIFF	MPH	BEST	ON	GRD	↑↓
1	76	J	1	Luca WILKINSON	Kawasaki NINJA400 - RD RACING	10	13:59.900			84.66	1:22.975	10	1	0
2	2	J	2	Kade WATT	Kawasaki NINJA 400 - 3D Racing	10	14:01.164	1.264	1.264	84.53	1:22.900	7	5	3
3	35	J	3	Zack WESTON	Kawasaki NINJA 400 - NW Racing	10	14:01.259	1.359	0.095	84.52	1:22.396	7	2	-1
4	81	J	4	Ollie SIMS	Kawasaki NINJA 400 - Motorbodies Weston ltd	10	14:01.295	1.395	0.036	84.52	1:23.107	2	6	2
5	1	S	1	Phil ATKINSON	Kawasaki NINJA 400 - ROSE MOT/Q Oil Treatments	10	14:01.383	1.483	0.088	84.51	1:22.858	7	4	-1
6	16	J	5	Aleisha LAYTON	Kawasaki NINJA 400 -	10	14:01.989	2.089	0.606	84.45	1:22.988	7	7	1
7	27	S	2	Ben BROWN	Kawasaki NINJA 400 - Hunts Motorcycles	10	14:12.235	12.335	10.246	83.43	1:23.677	2	3	-4
8	17	S	3	Daryn BUSA	Kawasaki NINJA 400 - iActiveRC	10	14:18.262	18.362	6.027	82.85	1:23.896	2	9	1
9	45	J	6	Marley MACKENZIE	Kawasaki NINJA - Kirkcaldy Kawasaki, ELPM	10	14:27.145	27.245	8.883	82.00	1:24.973	7	8	-1
10	134	J	7	Toby SKAYMAN	Kawasaki EX300 - D & A Home Solutions	10	14:37.043	37.143	9.898	81.07	1:26.577	10	10	0
11	43	S	4	Mark SWARBRICK	Kawasaki NINJA 400 -	10	14:37.134	37.234	0.091	81.07	1:26.104	10	11	0
12	175	J	8	Mason GREASLEY	Kawasaki NINJA 300 - Frame fast	10	14:44.843	44.943	7.709	80.36	1:27.507	2	13	1
13	10	S	5	Mike BRUNSDON	Kawasaki NINJA 400 - Parts Europe	10	14:52.178	52.278	7.335	79.70	1:27.714	3	12	-1
14	401	J	9	Archie ORMROD	Kawasaki NINJA 300 - Prestige Flooring	10	15:04.220	1:04.320	12.042	78.64	1:28.810	3	14	0
15	33	J	10	Patrick KLINGE	Kawasaki NINJA 400 - Klingklong Racing	10	15:18.172	1:18.272	13.952	77.44	1:30.750	9	16	1
16	565	MZ	1	Louis KERSHAW	MZ 250 - Team Lucky Streetsy/Walkers Campers	10	15:26.333	1:26.433	8.161	76.76	1:28.083	7	22	6
17	85	MZ	2	Andrew WALES	MZ ETZ 250 - Show Control International	10	15:26.388	1:26.488	0.055	76.76	1:27.898	8	23	6
18	66*	S	6	Mark SMITH	Kawasaki EX300 - IMP RACING	10	15:28.029	1:28.129	1.641	76.62	1:30.098	9	15	-3
19	96	MZ	3	Chris KENT	MZ TS 250 -	10	15:29.405	1:29.505	1.376	76.51	1:27.646	8	21	2
20	13	MZ	4	Gordon RYAN	MZ 250 - Prism Work Psychology	9	14:05.231	1 Lap	1 Lap	75.70	1:29.648	6	24	4
21	4	S	7	Nigel FRANKLIN	Kawasaki NINJA - Nigel Franklin	9	14:14.758	1 Lap	9.527	74.85	1:33.238	7	18	-3
22	9	MZ	5	Gary HOWLETT	MZ TS250 - HS Racing	9	14:20.726	1 Lap	5.968	74.33	1:30.949	8	26	4
23	32	MZ	6	John ASHMEAD	Mz 250 -	9	14:20.814	1 Lap	0.088	74.33	1:31.213	8	27	4
24	166	MZ	7	Graeme LEWIS	MZ 250 - Morris Racing Lubricants #MRL	9	14:46.841	1 Lap	26.027	72.14	1:33.763	6	29	5
25	56	MZ	8	Russell TURNER	MZ 250 - TT Racing	9	14:47.513	1 Lap	0.672	72.09	1:33.339	9	28	3
26	102	MZ_R	1	Caleb WRIGHT	MZ 250 ETZ - Clover Investments	9	14:55.162	1 Lap	7.649	71.47	1:34.116	2	32	6
27	74	MZ_R	2	Kevin LANE	MZ ETZ - Racing Lane	8	14:22.357	2 Laps	1 Lap	65.93	1:41.887	7	36	9
28	7	J	11	Brooke CHAMPION	Kawasaki 300 NINJA -	8	14:30.403	2 Laps	8.046	65.32	1:47.349	5	19	-9

NOT CLASSIFIED

DNF	566	MZ		Michael WILBY	MZ ETZ 250 - Sziler UK	6	10:17.891	4 Laps	2 Laps	68.96	1:36.285	2	34	
DNF	73	S		Jemma GRAYSON	Kawasaki NINJA 300 -	2	3:14.806	8 Laps	4 Laps	72.44	1:34.638	2	17	

FASTEST LAP

35	J	Zack WESTON	Kawasaki NINJA 400 - NW Racing	7	1:22.396	86.46 mph	139.15 kph
1	S	Phil ATKINSON	Kawasaki NINJA 400 - ROSE MOT/Q Oil Treatments	7	1:22.858	85.98 mph	138.38 kph
96	MZ	Chris KENT	MZ TS 250 -	8	1:27.646	81.28 mph	130.82 kph
102	MZ_R	Caleb WRIGHT	MZ 250 ETZ - Clover Investments	2	1:34.116	75.70 mph	121.82 kph

Comments:
*** No. 66 - 10 second penalty - jump start**
Class J - 92.5% of Race Speed = 78.31 mph
Class S - 92.5% of Race Speed = 78.17 mph
Class MZ - 92.5% of Race Speed = 71.00 mph
Class MZ_R - 92.5% of Race Speed = 66.10 mph

Weather / Track : Sunny / Dry
These results are provisional until the conclusion of any judicial and technical matters.

Date: 02/06/2024 Start: 16:54 Finish: 17:08
Donington Park National: 1.9790 miles

Clerk Of Course:	Stewards:	Timekeeper: Craig Smith	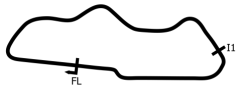

Results can be found at www.tsl-timing.com

Printed - 17:10 Sunday, 02 June 2024

BMCRC - MRO Championships 2024 - Rnd 4 @ Donington National

ACU Team Green Junior Cup & Senior Ninja & BMZRC 250 MZ

RACE 21 - LAP CHART

LAP 1 @ 16:55:35.318

NO	BEHIND	LAP TIME
76		1:27.211
35	0.324	1:27.535
16	0.381	1:27.592
2	0.840	1:28.051
1	0.929	1:28.140
27	1.397	1:28.608
81	1.492	1:28.703
17	1.995	1:29.206
134	2.921	1:30.132
43	3.400	1:30.611
10	5.476	1:32.687
175	5.731	1:32.942
401	6.854	1:34.065
66	8.442	1:35.653
33	9.689	1:36.900
45	10.356	1:37.567
4	12.421	1:39.632
73	12.957	1:40.168
7	20.514	1:47.725
96	35.976	2:03.187
85	36.442	2:03.653
565	36.531	2:03.742
13	36.628	2:03.839
32	37.365	2:04.576
9	39.427	2:06.638
166	39.799	2:07.010
102	41.143	2:08.354
566	41.208	2:08.419
56	45.540	2:12.751
74	49.292	2:16.503

LAP 2 @ 16:56:59.062

NO	BEHIND	LAP TIME
76		1:23.744
35	0.196	1:23.616
1	0.443	1:23.258
16	0.592	1:23.955
81	0.855	1:23.107
2	1.036	1:23.940
27	1.330	1:23.677
17	2.147	1:23.896
134	6.272	1:27.095
43	6.414	1:26.758
175	9.494	1:27.507
10	10.118	1:28.386
401	12.266	1:29.156
45	12.940	1:26.328
66	15.957	1:31.259
33	16.918	1:30.973
4	23.650	1:34.973
73	23.851	1:34.638
96	41.249	1:29.017
85	41.335	1:28.637
565	41.831	1:29.044
13	43.765	1:30.881
7	44.859	1:48.089
32	45.017	1:31.396
9	46.651	1:30.968
166	50.020	1:33.965
102	51.515	1:34.116
566	53.749	1:36.285
56	56.337	1:34.541
74	1:11.596	1:46.048

LAP 3 @ 16:58:23.095

NO	BEHIND	LAP TIME
35		1:23.837
1	0.263	1:23.853
2	0.656	1:23.653
76	0.691	1:24.724
16	0.881	1:24.322
81	1.384	1:24.562
27	1.434	1:24.137
17	2.871	1:24.757
134	9.554	1:27.315
43	9.893	1:27.512
175	13.453	1:27.992
10	13.799	1:27.714
45	14.247	1:25.340
401	17.043	1:28.810
33	24.083	1:31.198
66	24.634	1:32.710
4	34.267	1:34.650
565	47.108	1:29.310
96	47.196	1:29.980
85	47.508	1:30.206
13	50.001	1:30.269
32	53.474	1:32.490
9	53.983	1:31.365
166	1:02.624	1:36.637
102	1:03.232	1:35.750
56	1:08.507	1:36.203
566	1:09.506	1:39.790
7	1:10.801	1:49.975

LAP 4 @ 16:59:47.510

NO	BEHIND	LAP TIME
76		1:23.724
35	0.092	1:24.507
2	0.165	1:23.924
81	0.303	1:23.334
1	0.381	1:24.533
16	0.704	1:24.238
27	1.301	1:24.282
17	4.232	1:25.776
74	1 Lap	1:43.373
43	13.043	1:27.565
134	13.324	1:28.185
45	14.925	1:25.093
175	17.567	1:28.529
10	17.992	1:28.608
401	21.885	1:29.257
33	30.988	1:31.320
66	32.917	1:32.698
4	45.345	1:35.493
96	52.348	1:29.567
85	52.418	1:29.325
565	52.457	1:29.764
13	55.954	1:30.368
9	1:01.474	1:31.906
32	1:01.823	1:32.764
166	1:14.021	1:35.812
102	1:14.251	1:35.434
56	1:18.880	1:34.788
566	1:22.453	1:37.362

LAP 5 @ 17:01:10.536

NO	BEHIND	LAP TIME
76		1:23.026
35	0.270	1:23.204
81	0.536	1:23.259
1	0.764	1:23.409
2	0.893	1:23.754
16	1.625	1:23.947
27	3.014	1:24.739
17	6.745	1:25.539
7	1 Lap	1:48.673
45	16.981	1:25.082
134	17.666	1:27.368
43	17.785	1:27.768
175	22.448	1:27.907
10	24.078	1:29.112
74	1 Lap	1:43.216
401	28.392	1:29.533
33	39.516	1:31.554
66	41.929	1:32.038
4	56.436	1:34.117
85	58.617	1:29.225
565	58.714	1:29.283
96	58.732	1:29.410
13	1:02.748	1:29.820
9	1:10.670	1:32.222
32	1:11.167	1:32.370

LAP 6 @ 17:02:34.089

NO	BEHIND	LAP TIME
76		1:23.553
2	0.955	1:23.615
81	1.059	1:24.076
35	1.512	1:24.795
1	1.514	1:24.303
16	1.924	1:23.852
166	1 Lap	1:35.118
27	5.047	1:25.586
102	1 Lap	1:38.430
56	1 Lap	1:34.538
17	8.841	1:25.649
566	1 Lap	1:36.718
45	19.023	1:25.595
134	21.722	1:27.609
43	21.810	1:27.578
175	26.892	1:27.997
10	29.370	1:28.845
401	34.945	1:30.106
7	1 Lap	1:47.349
74	1 Lap	1:43.529
33	46.982	1:31.019
66	49.390	1:31.014
565	1:04.799	1:29.638
96	1:05.258	1:30.079
85	1:05.295	1:30.231
4	1:06.633	1:33.750
13	1:08.843	1:29.648
9	1:19.216	1:32.099
32	1:20.030	1:32.416

LAP 7 @ 17:03:57.286

NO	BEHIND	LAP TIME
76		1:23.197
2	0.658	1:22.900
35	0.711	1:22.396
81	1.168	1:23.306
1	1.175	1:22.858
16	1.715	1:22.988
27	6.837	1:24.987
17	11.133	1:25.489
166	1 Lap	1:33.763
56	1 Lap	1:34.306
102	1 Lap	1:35.902
45	20.799	1:24.973
43	26.480	1:27.867
134	27.332	1:28.807
566	1 Lap	1:39.317
175	31.359	1:27.664
10	34.618	1:28.445
401	41.798	1:30.050
33	55.637	1:31.852
66	57.731	1:31.538
7	1 Lap	1:48.880
74	1 Lap	1:42.707
565	1:09.685	1:28.083
85	1:10.093	1:27.995
96	1:10.464	1:28.403
13	1:15.609	1:29.963
4	1:16.674	1:33.238

LAP 8 @ 17:05:20.281

NO	BEHIND	LAP TIME
76		1:22.995
1	1.129	1:22.949
2	1.226	1:23.563
35	1.273	1:23.557
81	1.543	1:23.370
16	2.266	1:23.546
9	1 Lap	1:31.540
32	1 Lap	1:32.090
27	8.772	1:24.930
17	14.192	1:26.054
45	23.350	1:25.546
166	1 Lap	1:34.886
56	1 Lap	1:33.413
102	1 Lap	1:35.201
134	31.476	1:27.139
43	31.757	1:28.272
175	36.765	1:28.401
10	40.615	1:28.992
401	49.523	1:30.720
33	1:04.037	1:31.395
66	1:04.838	1:30.102
85	1:14.996	1:27.898
565	1:15.084	1:28.394
96	1:15.115	1:27.646
13	1:22.764	1:30.150

LAP 9 @ 17:06:45.032

NO	BEHIND	LAP TIME
76		1:24.751
35	0.304	1:23.782
74	2 Laps	1:41.887
2	0.350	1:23.875
1	0.406	1:24.028
81	0.491	1:23.699
16	0.845	1:23.330
4	1 Lap	1:34.341
7	2 Laps	1:49.678
27	9.555	1:25.534
9	1 Lap	1:30.949
32	1 Lap	1:31.213
17	15.184	1:25.743
45	24.240	1:25.641
134	33.541	1:26.816
43	34.105	1:27.099
166	1 Lap	1:34.723
56	1 Lap	1:33.634
175	39.956	1:27.942
102	1 Lap	1:36.497
10	44.743	1:28.879
401	56.139	1:31.367
33	1:10.036	1:30.750
66	1:10.185	1:30.098
85	1:19.628	1:29.383
96	1:19.767	1:29.403
565	1:20.058	1:29.725

LAP 10 @ 17:08:08.007

NO	BEHIND	LAP TIME
76		1:22.975
2	1.264	1:23.889
35	1.359	1:24.030
81	1.395	1:23.879
1	1.483	1:24.052
16	2.089	1:24.219
13	1 Lap	1:30.293
27	12.335	1:25.755
4	1 Lap	1:34.564
17	18.362	1:26.153
9	1 Lap	1:33.039
32	1 Lap	1:31.499
74	2 Laps	1:45.094
45	27.245	1:25.980
7	2 Laps	1:50.034
134	37.143	1:26.577
43	37.234	1:26.104
175	44.943	1:27.962
166	1 Lap	1:34.927
56	1 Lap	1:33.339
10	52.278	1:30.510
102	1 Lap	1:35.478
401	1:04.320	1:31.156
66	1:18.129	1:30.919
33	1:18.272	1:31.211
565	1:26.433	1:29.350
85	1:26.488	1:29.835
96	1:29.505	1:32.713

Weather / Track : Sunny / Dry

Donington Park National: 1.9790 miles
Date: 02/06/2024 Start: 16:54 Finish: 17:08

Results can be found at www.tsl-timing.com

Printed - 17:10 Sunday, 02 June 2024

BMCRC - MRO Championships 2024 - Rnd 4 @ Donington National

ACU Team Green Junior Cup & Senior Ninja & BMZRC 250 MZ

RACE 21 - POSITION CHART

No	Name	Lap / Pos	1	2	3	4	5	6	7	8	9	10
76	WILKINSON	1	76	76	35	76	76	76	76	76	76	76
35	WESTON	2	35	35	1	35	35	2	2	1	35	2
27	BROWN	3	16	1	2	2	81	81	35	2	2	35
1	ATKINSON	4	2	16	76	81	1	35	81	35	1	81
2	WATT	5	1	81	16	1	2	1	1	81	81	1
81	SIMS	6	27	2	81	16	16	16	16	16	16	16
16	LAYTON	7	81	27	27	27	27	27	27	27	27	27
45	MACKENZIE	8	17	17	17	17	17	17	17	17	17	17
17	BUSA	9	134	134	134	43	45	45	45	45	45	45
134	SKAYMAN	10	43	43	43	134	134	134	43	134	134	134
43	SWARBRICK	11	10	175	175	45	43	43	134	43	43	43
10	BRUNSDON	12	175	10	10	175	175	175	175	175	175	175
175	GREASLEY	13	401	401	45	10	10	10	10	10	10	10
401	ORMROD	14	66	45	401	401	401	401	401	401	401	401
66	SMITH	15	33	66	33	33	33	33	33	33	33	66
33	KLINGE	16	45	33	66	66	66	66	66	66	66	33
73	GRAYSON	17	4	4	4	4	4	565	565	85	85	565
4	FRANKLIN	18	73	73	565	96	85	96	85	565	96	85
7	CHAMPION	19	7	96	96	85	565	85	96	96	565	96
96	KENT	20	96	85	85	565	96	4	13	13	13	
565	KERSHAW	21	85	565	13	13	13	13	4	4	4	
85	WALES	22	565	13	32	9	9	9	9	9	9	
13	RYAN	23	13	7	9	32	32	32	32	32	32	
9	HOWLETT	24	32	32	166	166	166	166	166	166	166	
32	ASHMEAD	25	9	9	102	102	102	56	56	56	56	
56	TURNER	26	166	166	56	56	56	102	102	102	102	
166	LEWIS	27	102	102	566	566	566	566	74	74		
102	WRIGHT	28	566	566	7	7	7	7	7	7		
566	WILBY	29	56	56	74	74	74	74				
74	LANE	30	74	74								

Weather / Track : Sunny / Dry

Donington Park National: 1.9790 miles
Date: 02/06/2024 Start: 16:54 Finish: 17:08

Results can be found at www.tsl-timing.com

Printed - 17:10 Sunday, 02 June 2024

BMCRC - MRO Championships 2024 - Rnd 4 @ Donington National

ACU Team Green Junior Cup & Senior Ninja & BMZRC 250 MZ

RACE 21 - SECTOR ANALYSIS

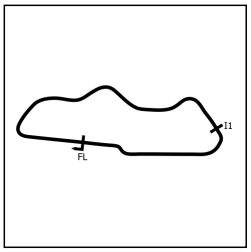

SECTOR 1 = FL to I1, SECTOR 2 = I1 to FL, DIFF = Difference To Personal Best Lap, P = Crossed Finish Line in Pit Lane, D = Time Disallowed

P1 76 J Luca WILKINSON Kawasaki NINJA400 - RD RACING

IDEAL LAP TIME : 1:22.761 BEST LAP TIME : 1:22.975 DIFFERENCE : 0.214

LAP	SECTOR 1	SECTOR 2	LAP TIME	MPH	DIFF	TIME OF DAY
1 -		30.200	1:27.211	81.69	4.236	16:55:35.318
2 -	53.847	29.897	1:23.744	85.07	0.769	16:56:59.062
3 -	54.209	30.515	1:24.724	84.09	1.749	16:58:23.786
4 -	53.767	29.957	1:23.724	85.09	0.749	16:59:47.510
5 -	***53.186***	29.840	1:23.026 **(3)**	85.81	0.051	17:01:10.536
6 -	53.818	29.735	1:23.553	85.27	0.578	17:02:34.089
7 -	53.298	29.899	1:23.197	85.63	0.222	17:03:57.286
8 -	53.420	***29.575***	1:22.995 **(2)**	85.84	0.020	17:05:20.281
9 -	53.718	31.033	1:24.751	84.06	1.776	17:06:45.032
10 -	53.313	29.662	***1:22.975*** **(1)**	***85.86***		***17:08:08.007***

P2 2 J Kade WATT Kawasaki NINJA 400 - 3D Racing

IDEAL LAP TIME : 1:22.900 BEST LAP TIME : 1:22.900 DIFFERENCE : 0.000

LAP	SECTOR 1	SECTOR 2	LAP TIME	MPH	DIFF	TIME OF DAY
1 -		30.260	1:28.051	80.91	5.151	16:55:36.158
2 -	53.730	30.210	1:23.940	84.87	1.040	16:57:00.098
3 -	53.702	29.951	1:23.653	85.16	0.753	16:58:23.751
4 -	53.417	30.507	1:23.924	84.89	1.024	16:59:47.675
5 -	53.781	29.973	1:23.754	85.06	0.854	17:01:11.429
6 -	53.473	30.142	1:23.615 **(3)**	85.20	0.715	17:02:35.044
7 -	***53.234***	***29.666***	***1:22.900*** **(1)**	***85.94***		***17:03:57.944***
8 -	53.847	29.716	1:23.563 **(2)**	85.26	0.663	17:05:21.507
9 -	53.433	30.442	1:23.875	84.94	0.975	17:06:45.382
10 -	53.735	30.154	1:23.889	84.92	0.989	17:08:09.271

P3 35 J Zack WESTON Kawasaki NINJA 400 - NW Racing

IDEAL LAP TIME : 1:22.396 BEST LAP TIME : 1:22.396 DIFFERENCE : 0.000

LAP	SECTOR 1	SECTOR 2	LAP TIME	MPH	DIFF	TIME OF DAY
1 -		29.910	1:27.535	81.39	5.139	16:55:35.642
2 -	53.666	29.950	1:23.616	85.20	1.220	16:56:59.258
3 -	53.816	30.021	1:23.837	84.98	1.441	16:58:23.095
4 -	54.214	30.293	1:24.507	84.30	2.111	16:59:47.602
5 -	53.349	29.855	1:23.204 **(2)**	85.62	0.808	17:01:10.806
6 -	53.900	30.895	1:24.795	84.02	2.399	17:02:35.601
7 -	***52.908***	***29.488***	***1:22.396*** **(1)**	***86.46***		***17:03:57.997***
8 -	53.664	29.893	1:23.557 **(3)**	85.26	1.161	17:05:21.554
9 -	53.707	30.075	1:23.782	85.03	1.386	17:06:45.336
10 -	53.677	30.353	1:24.030	84.78	1.634	17:08:09.366

P4 81 J Ollie SIMS Kawasaki NINJA 400 - Motorbodies Weston ltd

IDEAL LAP TIME : 1:22.941 BEST LAP TIME : 1:23.107 DIFFERENCE : 0.166

LAP	SECTOR 1	SECTOR 2	LAP TIME	MPH	DIFF	TIME OF DAY
1 -		30.332	1:28.703	80.32	5.596	16:55:36.810
2 -	***53.278***	29.829	***1:23.107*** **(1)**	***85.72***		***16:56:59.917***
3 -	54.121	30.441	1:24.562	84.25	1.455	16:58:24.479
4 -	53.449	29.885	1:23.334	85.49	0.227	16:59:47.813
5 -	53.456	29.803	1:23.259 **(2)**	85.57	0.152	17:01:11.072
6 -	53.603	30.473	1:24.076	84.74	0.969	17:02:35.148
7 -	53.569	29.737	1:23.306 **(3)**	85.52	0.199	17:03:58.454
8 -	53.707	***29.663***	1:23.370	85.45	0.263	17:05:21.824
9 -	53.635	30.064	1:23.699	85.12	0.592	17:06:45.523
10 -	53.852	30.027	1:23.879	84.93	0.772	17:08:09.402

Weather / Track : Sunny / Dry

Donington Park National: 1.9790 miles
Date: 02/06/2024 Start: 16:54 Finish: 17:08

BMCRC - MRO Championships 2024 - Rnd 4 @ Donington National

ACU Team Green Junior Cup & Senior Ninja & BMZRC 250 MZ

RACE 21 - SECTOR ANALYSIS

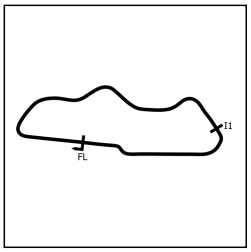

SECTOR 1 = FL to I1, SECTOR 2 = I1 to FL, DIFF = Difference To Personal Best Lap, P = Crossed Finish Line in Pit Lane, D = Time Disallowed

P5 1 S Phil ATKINSON Kawasaki NINJA 400 - ROSE MOT/Q Oil Treatments

IDEAL LAP TIME : 1:22.571 BEST LAP TIME : 1:22.858 DIFFERENCE : 0.287

LAP	SECTOR 1	SECTOR 2	LAP TIME	MPH	DIFF	TIME OF DAY
1 -		30.134	1:28.140	80.83	5.282	16:55:36.247
2 -	53.497	29.761	1:23.258 (3)	85.57	0.400	16:56:59.505
3 -	53.883	29.970	1:23.853	84.96	0.995	16:58:23.358
4 -	53.965	30.568	1:24.533	84.28	1.675	16:59:47.891
5 -	53.719	29.690	1:23.409	85.41	0.551	17:01:11.300
6 -	53.722	30.581	1:24.303	84.51	1.445	17:02:35.603
7 -	***53.210***	29.648	***1:22.858 (1)***	***85.98***		***17:03:58.461***
8 -	53.588	***29.361***	1:22.949 (2)	85.89	0.091	17:05:21.410
9 -	53.897	30.131	1:24.028	84.78	1.170	17:06:45.438
10 -	53.756	30.296	1:24.052	84.76	1.194	17:08:09.490

P6 16 J Aleisha LAYTON Kawasaki NINJA 400 -

IDEAL LAP TIME : 1:22.884 BEST LAP TIME : 1:22.988 DIFFERENCE : 0.104

LAP	SECTOR 1	SECTOR 2	LAP TIME	MPH	DIFF	TIME OF DAY
1 -		30.134	1:27.592	81.33	4.604	16:55:35.699
2 -	53.807	30.148	1:23.955	84.86	0.967	16:56:59.654
3 -	54.367	29.955	1:24.322	84.49	1.334	16:58:23.976
4 -	53.968	30.270	1:24.238	84.57	1.250	16:59:48.214
5 -	54.091	29.856	1:23.947	84.87	0.959	17:01:12.161
6 -	53.663	30.189	1:23.852	84.96	0.864	17:02:36.013
7 -	***53.139***	29.849	***1:22.988 (1)***	***85.85***		***17:03:59.001***
8 -	53.686	29.860	1:23.546 (3)	85.27	0.558	17:05:22.547
9 -	53.540	29.790	1:23.330 (2)	85.49	0.342	17:06:45.877
10 -	54.474	***29.745***	1:24.219	84.59	1.231	17:08:10.096

P7 27 S Ben BROWN Kawasaki NINJA 400 - Hunts Motorcycles

IDEAL LAP TIME : 1:23.677 BEST LAP TIME : 1:23.677 DIFFERENCE : 0.000

LAP	SECTOR 1	SECTOR 2	LAP TIME	MPH	DIFF	TIME OF DAY
1 -		30.040	1:28.608	80.40	4.931	16:55:36.715
2 -	***53.821***	***29.856***	***1:23.677 (1)***	***85.14***		***16:57:00.392***
3 -	53.878	30.259	1:24.137 (2)	84.67	0.460	16:58:24.529
4 -	53.885	30.397	1:24.282 (3)	84.53	0.605	16:59:48.811
5 -	54.578	30.161	1:24.739	84.07	1.062	17:01:13.550
6 -	54.377	31.209	1:25.586	83.24	1.909	17:02:39.136
7 -	54.793	30.194	1:24.987	83.83	1.310	17:04:04.123
8 -	54.600	30.330	1:24.930	83.88	1.253	17:05:29.053
9 -	54.801	30.733	1:25.534	83.29	1.857	17:06:54.587
10 -	55.058	30.697	1:25.755	83.08	2.078	17:08:20.342

P8 17 S Daryn BUSA Kawasaki NINJA 400 - iActiveRC

IDEAL LAP TIME : 1:23.896 BEST LAP TIME : 1:23.896 DIFFERENCE : 0.000

LAP	SECTOR 1	SECTOR 2	LAP TIME	MPH	DIFF	TIME OF DAY
1 -		30.547	1:29.206	79.86	5.310	16:55:37.313
2 -	***53.815***	***30.081***	***1:23.896 (1)***	***84.92***		***16:57:01.209***
3 -	54.428	30.329	1:24.757 (2)	84.05	0.861	16:58:25.966
4 -	54.804	30.972	1:25.776	83.06	1.880	16:59:51.742
5 -	54.970	30.569	1:25.539	83.29	1.643	17:01:17.281
6 -	54.709	30.940	1:25.649	83.18	1.753	17:02:42.930
7 -	55.112	30.377	1:25.489 (3)	83.33	1.593	17:04:08.419
8 -	55.251	30.803	1:26.054	82.79	2.158	17:05:34.473
9 -	55.100	30.643	1:25.743	83.09	1.847	17:07:00.216
10 -	55.107	31.046	1:26.153	82.69	2.257	17:08:26.369

Weather / Track : Sunny / Dry

Donington Park National: 1.9790 miles
Date: 02/06/2024 Start: 16:54 Finish: 17:08

BMCRC - MRO Championships 2024 - Rnd 4 @ Donington National

ACU Team Green Junior Cup & Senior Ninja & BMZRC 250 MZ

RACE 21 - SECTOR ANALYSIS

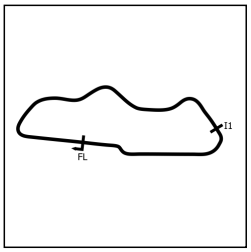

SECTOR 1 = FL to I1, SECTOR 2 = I1 to FL, DIFF = Difference To Personal Best Lap, P = Crossed Finish Line in Pit Lane, D = Time Disallowed

P9 45 J Marley MACKENZIE Kawasaki NINJA - Kirkcaldy Kawasaki, ELPM

IDEAL LAP TIME : 1:24.897 BEST LAP TIME : 1:24.973 DIFFERENCE : 0.076

LAP	SECTOR 1	SECTOR 2	LAP TIME	MPH	DIFF	TIME OF DAY
1 -		31.241	1:37.567	73.02	12.594	16:55:45.674
2 -	55.680	30.648	1:26.328	82.52	1.355	16:57:12.002
3 -	55.013	***30.327***	1:25.340	83.48	0.367	16:58:37.342
4 -	***54.570***	30.523	1:25.093 **(3)**	83.72	0.120	17:00:02.435
5 -	54.616	30.466	1:25.082 **(2)**	83.73	0.109	17:01:27.517
6 -	55.094	30.501	1:25.595	83.23	0.622	17:02:53.112
7 -	54.577	30.396	***1:24.973*** **(1)**	***83.84***		***17:04:18.085***
8 -	55.185	30.361	1:25.546	83.28	0.573	17:05:43.631
9 -	55.111	30.530	1:25.641	83.19	0.668	17:07:09.272
10 -	54.969	31.011	1:25.980	82.86	1.007	17:08:35.252

P10 134 J Toby SKAYMAN Kawasaki EX300 - D & A Home Solutions

IDEAL LAP TIME : 1:26.149 BEST LAP TIME : 1:26.577 DIFFERENCE : 0.428

LAP	SECTOR 1	SECTOR 2	LAP TIME	MPH	DIFF	TIME OF DAY
1 -		***30.822***	1:30.132	79.04	3.555	16:55:38.239
2 -	55.584	31.511	1:27.095 **(3)**	81.80	0.518	16:57:05.334
3 -	56.215	31.100	1:27.315	81.59	0.738	16:58:32.649
4 -	56.170	32.015	1:28.185	80.79	1.608	17:00:00.834
5 -	56.400	30.968	1:27.368	81.54	0.791	17:01:28.202
6 -	56.784	30.825	1:27.609	81.32	1.032	17:02:55.811
7 -	56.325	32.482	1:28.807	80.22	2.230	17:04:24.618
8 -	56.214	30.925	1:27.139	81.76	0.562	17:05:51.757
9 -	***55.327***	31.489	1:26.816 **(2)**	82.06	0.239	17:07:18.573
10 -	55.393	31.184	***1:26.577*** **(1)**	***82.29***		***17:08:45.150***

P11 43 S Mark SWARBRICK Kawasaki NINJA 400 -

IDEAL LAP TIME : 1:25.966 BEST LAP TIME : 1:26.104 DIFFERENCE : 0.138

LAP	SECTOR 1	SECTOR 2	LAP TIME	MPH	DIFF	TIME OF DAY
1 -		***30.853***	1:30.611	78.62	4.507	16:55:38.718
2 -	55.286	31.472	1:26.758 **(2)**	82.12	0.654	16:57:05.476
3 -	56.264	31.248	1:27.512	81.41	1.408	16:58:32.988
4 -	55.791	31.774	1:27.565	81.36	1.461	17:00:00.553
5 -	56.848	30.920	1:27.768	81.17	1.664	17:01:28.321
6 -	56.279	31.299	1:27.578	81.35	1.474	17:02:55.899
7 -	56.171	31.696	1:27.867	81.08	1.763	17:04:23.766
8 -	56.912	31.360	1:28.272	80.71	2.168	17:05:52.038
9 -	55.235	31.864	1:27.099 **(3)**	81.79	0.995	17:07:19.137
10 -	***55.113***	30.991	***1:26.104*** **(1)**	***82.74***		***17:08:45.241***

P12 175 J Mason GREASLEY Kawasaki NINJA 300 - Frame fast

IDEAL LAP TIME : 1:26.947 BEST LAP TIME : 1:27.507 DIFFERENCE : 0.560

LAP	SECTOR 1	SECTOR 2	LAP TIME	MPH	DIFF	TIME OF DAY
1 -		***31.035***	1:32.942	76.65	5.435	16:55:41.049
2 -	***55.912***	31.595	***1:27.507*** **(1)**	***81.41***		***16:57:08.556***
3 -	56.296	31.696	1:27.992	80.96	0.485	16:58:36.548
4 -	57.306	31.223	1:28.529	80.47	1.022	17:00:05.077
5 -	56.131	31.776	1:27.907 **(3)**	81.04	0.400	17:01:32.984
6 -	56.626	31.371	1:27.997	80.96	0.490	17:03:00.981
7 -	56.069	31.595	1:27.664 **(2)**	81.27	0.157	17:04:28.645
8 -	56.736	31.665	1:28.401	80.59	0.894	17:05:57.046
9 -	56.357	31.585	1:27.942	81.01	0.435	17:07:24.988
10 -	56.520	31.442	1:27.962	80.99	0.455	17:08:52.950

BMCRC - MRO Championships 2024 - Rnd 4 @ Donington National

ACU Team Green Junior Cup & Senior Ninja & BMZRC 250 MZ

RACE 21 - SECTOR ANALYSIS

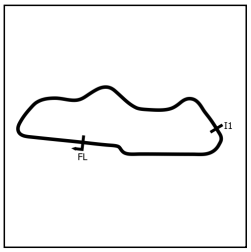

SECTOR 1 = FL to I1, SECTOR 2 = I1 to FL, DIFF = Difference To Personal Best Lap, P = Crossed Finish Line in Pit Lane, D = Time Disallowed

P13 10 S Mike BRUNSDON Kawasaki NINJA 400 - Parts Europe

IDEAL LAP TIME : 1:27.623 BEST LAP TIME : 1:27.714 DIFFERENCE : 0.091

LAP	SECTOR 1	SECTOR 2	LAP TIME	MPH	DIFF	TIME OF DAY
1 -		31.384	1:32.687	76.86	4.973	16:55:40.794
2 -	57.124	***31.262***	1:28.386 **(2)**	80.60	0.672	16:57:09.180
3 -	***56.361***	31.353	***1:27.714*** **(1)**	***81.22***		***16:58:36.894***
4 -	56.778	31.830	1:28.608	80.40	0.894	17:00:05.502
5 -	57.321	31.791	1:29.112	79.95	1.398	17:01:34.614
6 -	56.924	31.921	1:28.845	80.19	1.131	17:03:03.459
7 -	56.766	31.679	1:28.445 **(3)**	80.55	0.731	17:04:31.904
8 -	57.273	31.719	1:28.992	80.05	1.278	17:06:00.896
9 -	57.161	31.718	1:28.879	80.16	1.165	17:07:29.775
10 -	58.263	32.247	1:30.510	78.71	2.796	17:09:00.285

P14 401 J Archie ORMROD Kawasaki NINJA 300 - Prestige Flooring

IDEAL LAP TIME : 1:28.688 BEST LAP TIME : 1:28.810 DIFFERENCE : 0.122

LAP	SECTOR 1	SECTOR 2	LAP TIME	MPH	DIFF	TIME OF DAY
1 -		***31.650***	1:34.065	75.74	5.255	16:55:42.172
2 -	57.439	31.717	1:29.156 **(2)**	79.91	0.346	16:57:11.328
3 -	***57.038***	31.772	***1:28.810*** **(1)**	***80.22***		***16:58:40.138***
4 -	57.177	32.080	1:29.257 **(3)**	79.82	0.447	17:00:09.395
5 -	57.629	31.904	1:29.533	79.57	0.723	17:01:38.928
6 -	57.676	32.430	1:30.106	79.06	1.296	17:03:09.034
7 -	57.777	32.273	1:30.050	79.11	1.240	17:04:39.084
8 -	58.608	32.112	1:30.720	78.53	1.910	17:06:09.804
9 -	58.800	32.567	1:31.367	77.97	2.557	17:07:41.171
10 -	58.822	32.334	1:31.156	78.15	2.346	17:09:12.327

P15 33 J Patrick KLINGE Kawasaki NINJA 400 - Klingklong Racing

IDEAL LAP TIME : 1:30.580 BEST LAP TIME : 1:30.750 DIFFERENCE : 0.170

LAP	SECTOR 1	SECTOR 2	LAP TIME	MPH	DIFF	TIME OF DAY
1 -		32.653	1:36.900	73.52	6.150	16:55:45.007
2 -	58.283	32.690	1:30.973 **(2)**	78.31	0.223	16:57:15.980
3 -	58.070	33.128	1:31.198	78.12	0.448	16:58:47.178
4 -	58.382	32.938	1:31.320	78.01	0.570	17:00:18.498
5 -	58.415	33.139	1:31.554	77.81	0.804	17:01:50.052
6 -	58.499	***32.520***	1:31.019 **(3)**	78.27	0.269	17:03:21.071
7 -	58.674	33.178	1:31.852	77.56	1.102	17:04:52.923
8 -	58.638	32.757	1:31.395	77.95	0.645	17:06:24.318
9 -	***58.060***	32.690	***1:30.750*** **(1)**	***78.50***		***17:07:55.068***
10 -	58.142	33.069	1:31.211	78.11	0.461	17:09:26.279

P16 565 MZ Louis KERSHAW MZ 250 - Team Lucky Streetsy/Walkers Campers

IDEAL LAP TIME : 1:27.953 BEST LAP TIME : 1:28.083 DIFFERENCE : 0.130

LAP	SECTOR 1	SECTOR 2	LAP TIME	MPH	DIFF	TIME OF DAY
1 -		32.920	2:03.742	57.57	35.659	16:56:11.849
2 -	57.199	31.845	1:29.044 **(3)**	80.01	0.961	16:57:40.893
3 -	57.205	32.105	1:29.310	79.77	1.227	16:59:10.203
4 -	57.396	32.368	1:29.764	79.37	1.681	17:00:39.967
5 -	57.328	31.955	1:29.283	79.79	1.200	17:02:09.250
6 -	57.298	32.340	1:29.638	79.48	1.555	17:03:38.888
7 -	***56.527***	31.556	***1:28.083*** **(1)**	***80.88***		***17:05:06.971***
8 -	56.542	31.852	1:28.394 **(2)**	80.60	0.311	17:06:35.365
9 -	58.299	***31.426***	1:29.725	79.40	1.642	17:08:05.090
10 -	56.764	32.586	1:29.350	79.73	1.267	17:09:34.440

Weather / Track : Sunny / Dry

Donington Park National: 1.9790 miles
Date: 02/06/2024 Start: 16:54 Finish: 17:08

BMCRC - MRO Championships 2024 - Rnd 4 @ Donington National

ACU Team Green Junior Cup & Senior Ninja & BMZRC 250 MZ

RACE 21 - SECTOR ANALYSIS

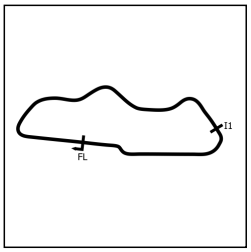

SECTOR 1 = FL to I1, SECTOR 2 = I1 to FL, DIFF = Difference To Personal Best Lap, P = Crossed Finish Line in Pit Lane, D = Time Disallowed

P17 85 MZ Andrew WALES — MZ ETZ 250 - Show Control International

IDEAL LAP TIME : 1:27.486 BEST LAP TIME : 1:27.898 DIFFERENCE : 0.412

LAP	SECTOR 1	SECTOR 2	LAP TIME	MPH	DIFF	TIME OF DAY
1 -		32.161	2:03.653	57.61	35.755	16:56:11.760
2 -	56.779	31.858	1:28.637 (3)	80.38	0.739	16:57:40.397
3 -	57.951	32.255	1:30.206	78.98	2.308	16:59:10.603
4 -	57.185	32.140	1:29.325	79.76	1.427	17:00:39.928
5 -	57.568	31.657	1:29.225	79.85	1.327	17:02:09.153
6 -	58.420	31.811	1:30.231	78.96	2.333	17:03:39.384
7 -	56.783	***31.212***	1:27.995 (2)	80.96	0.097	17:05:07.379
8 -	***56.274***	31.624	***1:27.898 (1)***	***81.05***		***17:06:35.277***
9 -	57.664	31.719	1:29.383	79.70	1.485	17:08:04.660
10 -	57.348	32.487	1:29.835	79.30	1.937	17:09:34.495

P18 66 S Mark SMITH — Kawasaki EX300 - IMP RACING

IDEAL LAP TIME : 1:29.725 BEST LAP TIME : 1:30.098 DIFFERENCE : 0.373

LAP	SECTOR 1	SECTOR 2	LAP TIME	MPH	DIFF	TIME OF DAY
1 -		32.320	1:35.653	74.48	5.555	16:55:43.760
2 -	58.241	33.018	1:31.259	78.07	1.161	16:57:15.019
3 -	58.528	34.182	1:32.710	76.84	2.612	16:58:47.729
4 -	59.343	33.355	1:32.698	76.85	2.600	17:00:20.427
5 -	58.980	33.058	1:32.038	77.40	1.940	17:01:52.465
6 -	58.469	32.545	1:31.014	78.28	0.916	17:03:23.479
7 -	58.886	32.652	1:31.538	77.83	1.440	17:04:55.017
8 -	58.120	***31.982***	1:30.102 (2)	79.07	0.004	17:06:25.119
9 -	***57.743***	32.355	***1:30.098 (1)***	***79.07***		***17:07:55.217***
10 -	58.137	32.782	1:30.919 (3)	78.36	0.821	17:09:26.136

P19 96 MZ Chris KENT — MZ TS 250 -

IDEAL LAP TIME : 1:27.646 BEST LAP TIME : 1:27.646 DIFFERENCE : 0.000

LAP	SECTOR 1	SECTOR 2	LAP TIME	MPH	DIFF	TIME OF DAY
1 -		31.984	2:03.187	57.83	35.541	16:56:11.294
2 -	56.897	32.120	1:29.017 (3)	80.03	1.371	16:57:40.311
3 -	57.605	32.375	1:29.980	79.18	2.334	16:59:10.291
4 -	57.104	32.463	1:29.567	79.54	1.921	17:00:39.858
5 -	57.271	32.139	1:29.410	79.68	1.764	17:02:09.268
6 -	58.115	31.964	1:30.079	79.09	2.433	17:03:39.347
7 -	57.033	31.370	1:28.403 (2)	80.59	0.757	17:05:07.750
8 -	***56.532***	***31.114***	***1:27.646 (1)***	***81.28***		***17:06:35.396***
9 -	57.345	32.058	1:29.403	79.69	1.757	17:08:04.799
10 -	56.910	35.803	1:32.713	76.84	5.067	17:09:37.512

P20 13 MZ Gordon RYAN — MZ 250 - Prism Work Psychology

IDEAL LAP TIME : 1:29.308 BEST LAP TIME : 1:29.648 DIFFERENCE : 0.340

LAP	SECTOR 1	SECTOR 2	LAP TIME	MPH	DIFF	TIME OF DAY
1 -		33.000	2:03.839	57.53	34.191	16:56:11.946
2 -	58.163	32.718	1:30.881	78.39	1.233	16:57:42.827
3 -	57.870	32.399	1:30.269	78.92	0.621	16:59:13.096
4 -	57.819	32.549	1:30.368	78.84	0.720	17:00:43.464
5 -	57.689	32.131	1:29.820 (2)	79.32	0.172	17:02:13.284
6 -	***57.654***	31.994	***1:29.648 (1)***	***79.47***		***17:03:42.932***
7 -	57.959	32.004	1:29.963 (3)	79.19	0.315	17:05:12.895
8 -	57.724	32.426	1:30.150	79.03	0.502	17:06:43.045
9 -	58.639	***31.654***	1:30.293	78.90	0.645	17:08:13.338

BMCRC - MRO Championships 2024 - Rnd 4 @ Donington National

ACU Team Green Junior Cup & Senior Ninja & BMZRC 250 MZ

RACE 21 - SECTOR ANALYSIS

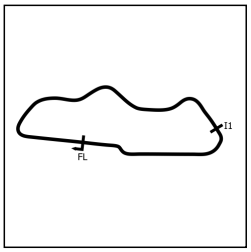

SECTOR 1 = FL to I1, SECTOR 2 = I1 to FL, DIFF = Difference To Personal Best Lap, P = Crossed Finish Line in Pit Lane, D = Time Disallowed

P21 4 S Nigel FRANKLIN Kawasaki NINJA - Nigel Franklin

IDEAL LAP TIME : 1:32.938 BEST LAP TIME : 1:33.238 DIFFERENCE : 0.300

LAP	SECTOR 1	SECTOR 2	LAP TIME	MPH	DIFF	TIME OF DAY
1 -		33.610	1:39.632	71.50	6.394	16:55:47.739
2 -	1:01.034	33.939	1:34.973	75.01	1.735	16:57:22.712
3 -	1:01.204	33.446	1:34.650	75.27	1.412	16:58:57.362
4 -	1:01.452	34.041	1:35.493	74.60	2.255	17:00:32.855
5 -	1:00.965	33.152	1:34.117 **(3)**	75.69	0.879	17:02:06.972
6 -	1:00.870	32.880	1:33.750 **(2)**	75.99	0.512	17:03:40.722
7 -	1:00.487	***32.751***	***1:33.238*** **(1)**	***76.41***		***17:05:13.960***
8 -	***1:00.187***	34.154	1:34.341	75.52	1.103	17:06:48.301
9 -	1:01.601	32.963	1:34.564	75.34	1.326	17:08:22.865

P22 9 MZ Gary HOWLETT MZ TS250 - HS Racing

IDEAL LAP TIME : 1:30.287 BEST LAP TIME : 1:30.949 DIFFERENCE : 0.662

LAP	SECTOR 1	SECTOR 2	LAP TIME	MPH	DIFF	TIME OF DAY
1 -		32.990	2:06.638	56.25	35.689	16:56:14.745
2 -	58.035	32.933	1:30.968 **(2)**	78.32	0.019	16:57:45.713
3 -	***57.963***	33.402	1:31.365 **(3)**	77.97	0.416	16:59:17.078
4 -	58.586	33.320	1:31.906	77.52	0.957	17:00:48.984
5 -	58.893	33.329	1:32.222	77.25	1.273	17:02:21.206
6 -	58.580	33.519	1:32.099	77.35	1.150	17:03:53.305
7 -	59.216	***32.324***	1:31.540	77.83	0.591	17:05:24.845
8 -	58.285	32.664	***1:30.949*** **(1)**	***78.33***		***17:06:55.794***
9 -	59.701	33.338	1:33.039	76.57	2.090	17:08:28.833

P23 32 MZ John ASHMEAD Mz 250 -

IDEAL LAP TIME : 1:30.526 BEST LAP TIME : 1:31.213 DIFFERENCE : 0.687

LAP	SECTOR 1	SECTOR 2	LAP TIME	MPH	DIFF	TIME OF DAY
1 -		32.856	2:04.576	57.19	33.363	16:56:12.683
2 -	***58.150***	33.246	1:31.396 **(2)**	77.95	0.183	16:57:44.079
3 -	58.580	33.910	1:32.490	77.03	1.277	16:59:16.569
4 -	59.348	33.416	1:32.764	76.80	1.551	17:00:49.333
5 -	59.227	33.143	1:32.370	77.13	1.157	17:02:21.703
6 -	59.233	33.183	1:32.416	77.09	1.203	17:03:54.119
7 -	59.336	32.754	1:32.090	77.36	0.877	17:05:26.209
8 -	58.837	***32.376***	***1:31.213*** **(1)**	***78.10***		***17:06:57.422***
9 -	58.529	32.970	1:31.499 **(3)**	77.86	0.286	17:08:28.921

P24 166 MZ Graeme LEWIS MZ 250 - Morris Racing Lubricants #MRL

IDEAL LAP TIME : 1:33.214 BEST LAP TIME : 1:33.763 DIFFERENCE : 0.549

LAP	SECTOR 1	SECTOR 2	LAP TIME	MPH	DIFF	TIME OF DAY
1 -		***33.203***	2:07.010	56.09	33.247	16:56:15.117
2 -	1:00.261	33.704	1:33.965 **(2)**	75.82	0.202	16:57:49.082
3 -	1:01.761	34.876	1:36.637	73.72	2.874	16:59:25.719
4 -	1:01.957	33.855	1:35.812	74.36	2.049	17:01:01.531
5 -	1:00.573	34.545	1:35.118	74.90	1.355	17:02:36.649
6 -	***1:00.011***	33.752	***1:33.763*** **(1)**	***75.98***		***17:04:10.412***
7 -	1:00.978	33.908	1:34.886	75.08	1.123	17:05:45.298
8 -	1:00.929	33.794	1:34.723 **(3)**	75.21	0.960	17:07:20.021
9 -	1:01.010	33.917	1:34.927	75.05	1.164	17:08:54.948

BMCRC - MRO Championships 2024 - Rnd 4 @ Donington National

ACU Team Green Junior Cup & Senior Ninja & BMZRC 250 MZ

RACE 21 - SECTOR ANALYSIS

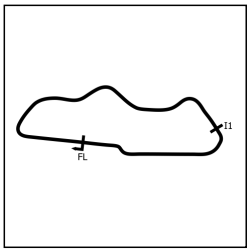

SECTOR 1 = FL to I1, SECTOR 2 = I1 to FL, DIFF = Difference To Personal Best Lap, P = Crossed Finish Line in Pit Lane, D = Time Disallowed

P25 56 MZ Russell TURNER MZ 250 - TT Racing

IDEAL LAP TIME : 1:32.953 BEST LAP TIME : 1:33.339 DIFFERENCE : 0.386

LAP	SECTOR 1	SECTOR 2	LAP TIME	MPH	DIFF	TIME OF DAY
1 -		34.379	2:12.751	53.66	39.412	16:56:20.858
2 -	1:00.176	34.365	1:34.541	75.36	1.202	16:57:55.399
3 -	1:00.940	35.263	1:36.203	74.05	2.864	16:59:31.602
4 -	1:00.165	34.623	1:34.788	75.16	1.449	17:01:06.390
5 -	1:00.962	33.576	1:34.538	75.36	1.199	17:02:40.928
6 -	1:00.557	33.749	1:34.306	75.54	0.967	17:04:15.234
7 -	1:00.177	***33.236***	1:33.413 **(2)**	76.27	0.074	17:05:48.647
8 -	59.943	33.691	1:33.634 **(3)**	76.09	0.295	17:07:22.281
9 -	***59.717***	33.622	***1:33.339*** **(1)**	***76.33***		***17:08:55.620***

P26 102 MZ_R Caleb WRIGHT MZ 250 ETZ - Clover Investments

IDEAL LAP TIME : 1:33.975 BEST LAP TIME : 1:34.116 DIFFERENCE : 0.141

LAP	SECTOR 1	SECTOR 2	LAP TIME	MPH	DIFF	TIME OF DAY
1 -		34.001	2:08.354	55.50	34.238	16:56:16.461
2 -	***1:00.084***	34.032	***1:34.116*** **(1)**	***75.70***		***16:57:50.577***
3 -	1:01.412	34.338	1:35.750	74.40	1.634	16:59:26.327
4 -	1:01.055	34.379	1:35.434 **(3)**	74.65	1.318	17:01:01.761
5 -	1:03.141	35.289	1:38.430	72.38	4.314	17:02:40.191
6 -	1:01.345	34.557	1:35.902	74.29	1.786	17:04:16.093
7 -	1:01.310	***33.891***	1:35.201 **(2)**	74.83	1.085	17:05:51.294
8 -	1:02.330	34.167	1:36.497	73.83	2.381	17:07:27.791
9 -	1:00.883	34.595	1:35.478	74.62	1.362	17:09:03.269

P27 74 MZ_R Kevin LANE MZ ETZ - Racing Lane

IDEAL LAP TIME : 1:41.887 BEST LAP TIME : 1:41.887 DIFFERENCE : 0.000

LAP	SECTOR 1	SECTOR 2	LAP TIME	MPH	DIFF	TIME OF DAY
1 -		37.784	2:16.503	52.19	34.616	16:56:24.610
2 -	1:07.531	38.517	1:46.048	67.18	4.161	16:58:10.658
3 -	1:07.051	36.322	1:43.373	68.92	1.486	16:59:54.031
4 -	1:06.351	36.865	1:43.216 **(3)**	69.02	1.329	17:01:37.247
5 -	1:06.556	36.973	1:43.529	68.81	1.642	17:03:20.776
6 -	1:06.239	36.468	1:42.707 **(2)**	69.36	0.820	17:05:03.483
7 -	***1:05.896***	***35.991***	***1:41.887*** **(1)**	***69.92***		***17:06:45.370***
8 -	1:08.074	37.020	1:45.094	67.79	3.207	17:08:30.464

P28 7 J Brooke CHAMPION Kawasaki 300 NINJA -

IDEAL LAP TIME : 1:45.377 BEST LAP TIME : 1:47.349 DIFFERENCE : 1.972

LAP	SECTOR 1	SECTOR 2	LAP TIME	MPH	DIFF	TIME OF DAY
1 -		***36.334***	1:47.725	66.13	0.376	16:55:55.832
2 -	1:10.248	37.841	1:48.089 **(2)**	65.91	0.740	16:57:43.921
3 -	1:10.670	39.305	1:49.975	64.78	2.626	16:59:33.896
4 -	1:10.878	37.795	1:48.673 **(3)**	65.56	1.324	17:01:22.569
5 -	***1:09.043***	38.306	***1:47.349*** **(1)**	***66.36***		***17:03:09.918***
6 -	1:10.322	38.558	1:48.880	65.43	1.531	17:04:58.798
7 -	1:10.696	38.982	1:49.678	64.95	2.329	17:06:48.476
8 -	1:10.654	39.380	1:50.034	64.74	2.685	17:08:38.510

P29 566 MZ Michael WILBY MZ ETZ 250 - Sziler UK

IDEAL LAP TIME : 1:35.145 BEST LAP TIME : 1:36.285 DIFFERENCE : 1.140

LAP	SECTOR 1	SECTOR 2	LAP TIME	MPH	DIFF	TIME OF DAY
1 -		***33.828***	2:08.419	55.47	32.134	16:56:16.526
2 -	***1:01.317***	34.968	***1:36.285*** **(1)**	***73.99***		***16:57:52.811***
3 -	1:02.612	37.178	1:39.790	71.39	3.505	16:59:32.601
4 -	1:01.756	35.606	1:37.362 **(3)**	73.17	1.077	17:01:09.963
5 -	1:01.748	34.970	1:36.718 **(2)**	73.66	0.433	17:02:46.681
6 -	1:02.362	36.955	1:39.317	71.73	3.032	17:04:25.998

BMCRC - MRO Championships 2024 - Rnd 4 @ Donington National

ACU Team Green Junior Cup & Senior Ninja & BMZRC 250 MZ

RACE 21 - SECTOR ANALYSIS

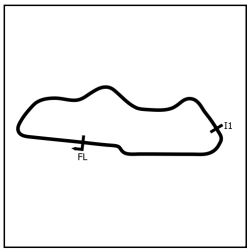

SECTOR 1 = FL to I1, SECTOR 2 = I1 to FL, DIFF = Difference To Personal Best Lap, P = Crossed Finish Line in Pit Lane, D = Time Disallowed

P30 73 S Jemma GRAYSON Kawasaki NINJA 300 -

IDEAL LAP TIME : 1:34.573 BEST LAP TIME : 1:34.638 DIFFERENCE : 0.065

LAP	SECTOR 1	SECTOR 2	LAP TIME	MPH	DIFF	TIME OF DAY
1 -		***33.841***	1:40.168	71.12	5.530	16:55:48.275
2 -	***1:00.732***	33.906	***1:34.638*** **(1)**	***75.28***		***16:57:22.913***

Weather / Track : Sunny / Dry

Donington Park National: 1.9790 miles
Date: 02/06/2024 Start: 16:54 Finish: 17:08

BMCRC - MRO Championships 2024 - Rnd 4 @ Donington National

ACU Team Green Junior Cup & Senior Ninja & BMZRC 250 MZ

RACE 21 - BEST SECTORS

SECTOR 1				SECTOR 2			IDEAL / BEST COMPARISON					
POS	NO	NAME	TIME	NO	NAME	TIME	POS	NO	NAME	IDEAL	BEST	DIFF
									PERFECT LAP	1:22.269		
1	35	WESTON	52.908	1	ATKINSON	29.361	1	35	WESTON	1:22.396	1:22.396	0.000
2	16	LAYTON	53.139	35	WESTON	29.488	2	1	ATKINSON	1:22.571	1:22.858	0.287
3	76	WILKINSON	53.186	76	WILKINSON	29.575	3	76	WILKINSON	1:22.761	1:22.975	0.214
4	1	ATKINSON	53.210	81	SIMS	29.663	4	16	LAYTON	1:22.884	1:22.988	0.104
5	2	WATT	53.234	2	WATT	29.666	5	2	WATT	1:22.900	1:22.900	0.000
6	81	SIMS	53.278	16	LAYTON	29.745	6	81	SIMS	1:22.941	1:23.107	0.166
7	17	BUSA	53.815	27	BROWN	29.856	7	27	BROWN	1:23.677	1:23.677	0.000
8	27	BROWN	53.821	17	BUSA	30.081	8	17	BUSA	1:23.896	1:23.896	0.000
9	45	MACKENZIE	54.570	45	MACKENZIE	30.327	9	45	MACKENZIE	1:24.897	1:24.973	0.076
10	43	SWARBRICK	55.113	134	SKAYMAN	30.822	10	43	SWARBRICK	1:25.966	1:26.104	0.138
11	134	SKAYMAN	55.327	43	SWARBRICK	30.853	11	134	SKAYMAN	1:26.149	1:26.577	0.428
12	175	GREASLEY	55.912	175	GREASLEY	31.035	12	175	GREASLEY	1:26.947	1:27.507	0.560
13	85	WALES	56.274	96	KENT	31.114	13	85	WALES	1:27.486	1:27.898	0.412
14	10	BRUNSDON	56.361	85	WALES	31.212	14	10	BRUNSDON	1:27.623	1:27.714	0.091
15	565	KERSHAW	56.527	10	BRUNSDON	31.262	15	96	KENT	1:27.646	1:27.646	0.000
16	96	KENT	56.532	565	KERSHAW	31.426	16	565	KERSHAW	1:27.953	1:28.083	0.130
17	401	ORMROD	57.038	401	ORMROD	31.650	17	401	ORMROD	1:28.688	1:28.810	0.122
18	13	RYAN	57.654	13	RYAN	31.654	18	13	RYAN	1:29.308	1:29.648	0.340
19	66	SMITH	57.743	66	SMITH	31.982	19	66	SMITH	1:29.725	1:30.098	0.373
20	9	HOWLETT	57.963	9	HOWLETT	32.324	20	9	HOWLETT	1:30.287	1:30.949	0.662
21	33	KLINGE	58.060	32	ASHMEAD	32.376	21	32	ASHMEAD	1:30.526	1:31.213	0.687
22	32	ASHMEAD	58.150	33	KLINGE	32.520	22	33	KLINGE	1:30.580	1:30.750	0.170
23	56	TURNER	59.717	4	FRANKLIN	32.751	23	4	FRANKLIN	1:32.938	1:33.238	0.300
24	166	LEWIS	1:00.011	166	LEWIS	33.203	24	56	TURNER	1:32.953	1:33.339	0.386
25	102	WRIGHT	1:00.084	56	TURNER	33.236	25	166	LEWIS	1:33.214	1:33.763	0.549
26	4	FRANKLIN	1:00.187	566	WILBY	33.828	26	102	WRIGHT	1:33.975	1:34.116	0.141
27	73	GRAYSON	1:00.732	73	GRAYSON	33.841	27	73	GRAYSON	1:34.573	1:34.638	0.065
28	566	WILBY	1:01.317	102	WRIGHT	33.891	28	566	WILBY	1:35.145	1:36.285	1.140
29	74	LANE	1:05.896	74	LANE	35.991	29	74	LANE	1:41.887	1:41.887	0.000
30	7	CHAMPION	1:09.043	7	CHAMPION	36.334	30	7	CHAMPION	1:45.377	1:47.349	1.972

Weather / Track : Sunny / Dry

Donington Park National: 1.9790 miles
Date: 02/06/2024 Start: 16:54 Finish: 17:08

Results can be found at www.tsl-timing.com

Printed - 17:09 Sunday, 02 June 2024

BMCRC - MRO Championships 2024 - Rnd 4 @ Donington National

ACU Team Green Junior Cup & Senior Ninja & BMZRC 250 MZ

RACE 21 - STATISTICS

Competitors Started	30
Planned Start	2024-06-02 @ 17:00:00.000
Actual Start	2024-06-02 @ 16:54:08.106
Finish Time	2024-06-02 @ 17:08:08.006
Track Length	1.9790mi.
Total Laps	277
Total Distance Covered	548.2016mi.

Session Fastest Lap History

NO	CL	NAME	LAP TIME	TIME OF DAY	LAP	VEHICLE
76	J	**Luca WILKINSON**	**1:23.744**	16:56:59.078	2	Kawasaki NINJA400
35	J	**Zack WESTON**	**1:23.616**	16:56:59.272	2	Kawasaki NINJA 400
1	S	**Phil ATKINSON**	**1:23.258**	16:56:59.513	2	Kawasaki NINJA 400
81	J	**Ollie SIMS**	**1:23.107**	16:56:59.928	2	Kawasaki NINJA 400
76	J	**Luca WILKINSON**	**1:23.026**	17:01:10.551	5	Kawasaki NINJA400
2	J	**Kade WATT**	**1:22.900**	17:03:57.979	7	Kawasaki NINJA 400
35	J	**Zack WESTON**	**1:22.396**	17:03:57.997	7	Kawasaki NINJA 400

Session Leader History

NO	CL	NAME	FROM LAP	LAPS LED	DISTANCE	VEHICLE
76	J	**Luca WILKINSON**	1	2	3.92 miles	Kawasaki NINJA400
35	J	**Zack WESTON**	3	1	1.97 miles	Kawasaki NINJA 400
76	J	**Luca WILKINSON**	4	7	13.85 miles	Kawasaki NINJA400

Flag History

TYPE	TIME OF DAY
GREEN	16:54:08.106
FINISH	17:08:08.006

Flag Statistics

TYPE	COUNT	TOTAL LAPS	TOTAL TIME
Green	1	10	15:37.425
Red	0	0	0.000
Safety Car	0	0	0.000
FCY	0	0	0.000

Weather / Track : Sunny / Dry

Donington Park National: 1.9790 miles
Date: 02/06/2024 Start: 16:54 Finish: 17:08

BMCRC - MRO Championships 2024 - Rnd 4 @ Donington National

ACU Team Green Junior Cup & Senior Ninja & BMZRC 250 MZ

RACE 21 - STATISTICS

CLASS : J

11 Starters

Fastest Lap History

NO	NAME	LAP TIME	TIME OF DAY	LAP	VEHICLE
76	**Luca WILKINSON**	**1:23.744**	16:56:59.078	2	Kawasaki NINJA400
35	**Zack WESTON**	**1:23.616**	16:56:59.272	2	Kawasaki NINJA 400
81	**Ollie SIMS**	**1:23.107**	16:56:59.928	2	Kawasaki NINJA 400
76	**Luca WILKINSON**	**1:23.026**	17:01:10.551	5	Kawasaki NINJA400
2	**Kade WATT**	**1:22.900**	17:03:57.979	7	Kawasaki NINJA 400
35	**Zack WESTON**	**1:22.396**	17:03:57.997	7	Kawasaki NINJA 400

Leader History

NO	NAME	FROM LAP	LAPS LED	DISTANCE	VEHICLE
76	**Luca WILKINSON**	1	2	3.92 miles	Kawasaki NINJA400
35	**Zack WESTON**	3	1	1.97 miles	Kawasaki NINJA 400
76	**Luca WILKINSON**	4	7	13.85 miles	Kawasaki NINJA400

BMCRC - MRO Championships 2024 - Rnd 4 @ Donington National

ACU Team Green Junior Cup & Senior Ninja & BMZRC 250 MZ

RACE 21 - STATISTICS

CLASS : S

8 Starters

Fastest Lap History

NO	NAME	LAP TIME	TIME OF DAY	LAP	VEHICLE
1	**Phil ATKINSON**	**1:23.258**	16:56:59.513	2	Kawasaki NINJA 400
1	**Phil ATKINSON**	**1:22.858**	17:03:58.461	7	Kawasaki NINJA 400

Leader History

NO	NAME	FROM LAP	LAPS LED	DISTANCE	VEHICLE
1	**Phil ATKINSON**	1	10	19.75 miles	Kawasaki NINJA 400

BMCRC - MRO Championships 2024 - Rnd 4 @ Donington National

ACU Team Green Junior Cup & Senior Ninja & BMZRC 250 MZ

RACE 21 - STATISTICS

CLASS : MZ

9 Starters

Fastest Lap History

NO	NAME	LAP TIME	TIME OF DAY	LAP	VEHICLE
96	**Chris KENT**	**1:29.017**	16:57:40.343	2	MZ TS 250
85	**Andrew WALES**	**1:28.637**	16:57:40.415	2	MZ ETZ 250
565	**Louis KERSHAW**	**1:28.083**	17:05:07.004	7	MZ 250
85	**Andrew WALES**	**1:27.995**	17:05:07.409	7	MZ ETZ 250
85	**Andrew WALES**	**1:27.898**	17:06:35.308	8	MZ ETZ 250
96	**Chris KENT**	**1:27.646**	17:06:35.396	8	MZ TS 250

Leader History

NO	NAME	FROM LAP	LAPS LED	DISTANCE	VEHICLE
96	**Chris KENT**	1	2	3.92 miles	MZ TS 250
565	**Louis KERSHAW**	3	1	1.97 miles	MZ 250
96	**Chris KENT**	4	1	1.97 miles	MZ TS 250
85	**Andrew WALES**	5	1	1.97 miles	MZ ETZ 250
565	**Louis KERSHAW**	6	2	3.95 miles	MZ 250
85	**Andrew WALES**	8	2	3.95 miles	MZ ETZ 250
565	**Louis KERSHAW**	10	1	1.97 miles	MZ 250

BMCRC - MRO Championships 2024 - Rnd 4 @ Donington National

ACU Team Green Junior Cup & Senior Ninja & BMZRC 250 MZ

RACE 21 - STATISTICS

CLASS : MZ_R

2 Starters

Fastest Lap History

NO	NAME	LAP TIME	TIME OF DAY	LAP	VEHICLE
102	**Caleb WRIGHT**	**1:34.116**	16:57:50.611	2	MZ 250 ETZ

Leader History

NO	NAME	FROM LAP	LAPS LED	DISTANCE	VEHICLE
102	**Caleb WRIGHT**	1	9	17.77 miles	MZ 250 ETZ

MRO POWERBIKES

MRO CLUBMAN 1000 CUP

MRO RETRO 1000S

REACTIVE PARTS MRO POWERBIKES / CIGMA RACING MRO CLUBMAN 1000 / TBR PERFORMANCE MRO RETRO 1000s

BMCRC-MRO Championships - Round 4

Donington Park National

1st / 2nd June 2024

Timing & Results Provided by Timing Solutions Ltd

www.tsl-timing.com

Donington Park National Circuit

Castle Donington, Derby, UK

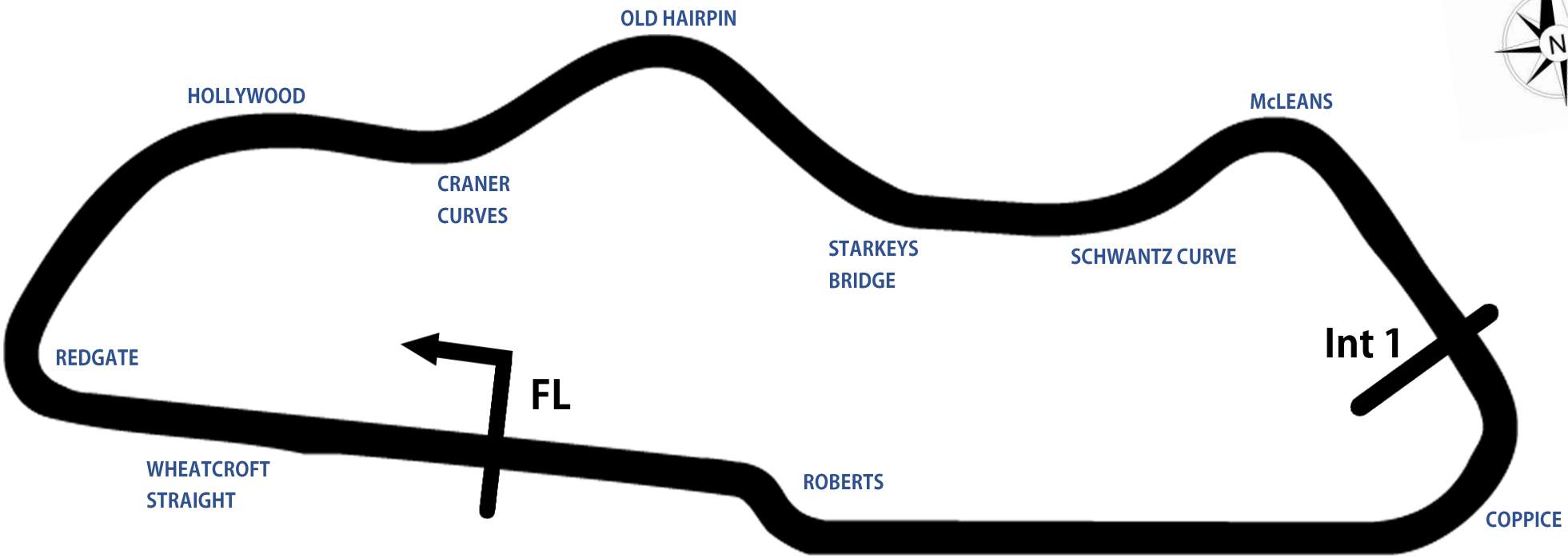

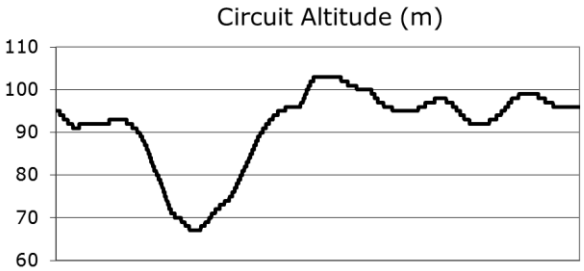

Length	1.9790 miles | 3.185 km | 3185m		
FL	Start @ 60m	52.82971 N	1.37867 W
Int 1	2096m	52.82978 N	1.36508 W
Pit Entry	3158m	52.82951 N	1.37832 W
Pit Exit	229m after FL	52.82996 N	1.38205 W
Pit Entry - Pit Exit	256m, 18.4s @ 50kph, 15.3s @ 60kph		

Results & Live Timing available at – www.tsl-timing.com

Updated - 24/01/2024 10:46

MRO POWERBIKES | MRO CLUBMAN 1000 CUP | MRO RETRO 1000S

BMCRC - MRO Championships 2024 - Rnd 4 @ Donington National

Reactive Parts MRO Powerbikes inc Clubman 1000 & MRO Retro 1000

QUALIFYING - CLASSIFICATION

POS	NO	CL	PIC	NAME	ENTRY	TIME	ON	LAPS	GAP	DIFF	MPH
1	26		1	Josh WAINWRIGHT	Honda CBR1000 - JW MOT Centre	1:10.722	2	4			100.74
2	1		2	Nicky WILSON	Suzuki GSXR 1000 - Demon GP/Haslemere Motorcycle	1:11.370	3	7	0.648	0.648	99.82
3	24	C	1	Callum MANLEY	Kawasaki ZX10R - Bec's Sweets	1:11.750	3	6	1.028	0.380	99.29
4	173		3	Stephen DRAPER	Kawasaki ZX10 -	1:11.860	7	8	1.138	0.110	99.14
5	49		4	Luke WALLINGTON	Honda Fireblade - Elmech Racing Team	1:11.869	3	8	1.147	0.009	99.13
6	65		5	Peter BAKER	Kawasaki ZX10R - TJ & Peter Baker M/C. Dodfrey engi	1:12.153	6	8	1.431	0.284	98.74
7	80		6	Morgan CREASEY	Suzuki GSXR 1000 K7 - Warics Ltd	1:12.253	4	5	1.531	0.100	98.60
8	152		7	Barry MANTELL	Kawaskai ZX10R - Swedish car connection	1:12.547	4	8	1.825	0.294	98.20
9	99	Ret_C	1	Steven BUTTERWORTH	Yamaha R1 -	1:12.679	3	7	1.957	0.132	98.02
10	223	C	2	Rafal KISYK	Suzuki GSXR-1000 -	1:13.061	5	8	2.339	0.382	97.51
11	271		8	Daniel JOHNSON	BMW S1000 RR -	1:13.429	5	8	2.707	0.368	97.02
12	48	C	3	Aaron COLLINS	Bmw S1000RR - Precision installations	1:13.751	2	7	3.029	0.322	96.60
13	38		9	Austen WEBSTER	Kawasaki ZX10R - Ace Motorcycles	1:14.102	8	8	3.380	0.351	96.14
14	4	C	4	Remi MATUZAS	Yamaha R1 - SC MOTO	1:14.268	5	7	3.546	0.166	95.93
15	818	Ret_N	1	Alex SYMON	Kawasaki ZX10R - MCW	1:14.416	4	5	3.694	0.148	95.74
16	188		10	Dawid KRAWIECKI	Yamaha R1 - Code Blue LTD & D A East Electrical	1:14.541	5	8	3.819	0.125	95.58
17	34	C	5	Ben CHEESEMAN	Kawasaki ZX10RR - BCH Services Kent Ltd	1:14.862	4	7	4.140	0.321	95.17
18	18	C	6	Sigitas CERNIAUSKAS	Yamaha R1 - SC MOTO	1:15.247	5	7	4.525	0.385	94.68
19	105	C	7	Dave LINDSAY	Yamaha R1 - TD racing	1:15.407	4	7	4.685	0.160	94.48
20	13	Ret_C	2	Daniel MERCER	Honda CBR1000RR - Merc&Co Racing, Apex2Apex pr	1:15.581	5	8	4.859	0.174	94.26
21	35	C	8	Joe MILES	YAMAHA R1 - R J WILLIAMS TRANSPORT	1:15.906	5	7	5.184	0.325	93.86
22	29	C	9	David JAMES	Yamaha R1 -	1:15.983	3	5	5.261	0.077	93.76
23	78	Ret_C	3	Jamie THOMAS	Suzuki GSXR 1000 - Team RubyRacing	1:16.265	3	7	5.543	0.282	93.41
24	19	Ret_C	4	Tyler DONOVAN	- Tinder Corp	1:16.302	4	6	5.580	0.037	93.37
25	333		11	Andrew HOUGHTON	BMW S1000RR - Techoir	1:16.352	3	7	5.630	0.050	93.31
26	84	C	10	Martyn DELLOW	Suzuki GSXR1000 - Kirdford Shotblasting	1:16.403	2	5	5.681	0.051	93.25
27	7	C	11	Seb JENKINS	Yamaha YZF-R1 - TBR Performance	1:17.350	7	7	6.628	0.947	92.10
28	116		12	Ade WALBRIDGE	Yamaha R1 - 3 Bridges Racing	1:17.547	3	7	6.825	0.197	91.87
29	14	Ret_C	5	Hayden KILLWORTH	Suzuki GSXR 1000 - GreenPlantUK - H11xy - Helmet (	1:17.779	4	7	7.057	0.232	91.60
30	169	Ret_C	6	Cory SMITH	-	1:18.113	6	7	7.391	0.334	91.20
31	23	C	12	Jason PAES	Aprilia RSV4 - J&R Electrical Ltd	1:18.279	4	7	7.557	0.166	91.01
32	20	Ret_C	7	Connor SWYER	SUZUKI GSXR 1000 K6 - WSC Performace & lleithyr fa	1:19.373	4	6	8.651	1.094	89.76
33	149		13	David WILKINS	Yamaha R1 - TwoClicksOut Racing	1:19.486	3	7	8.764	0.113	89.63
34	243	Ret_C	8	Tony Le GALLEZ	Kawasaki ZX10R - Guttersnipe	1:20.255	5	6	9.533	0.769	88.77
35	274		14	Stewart LATIMER	SUZUKI GSXR1000 RR - Fat Bloke Racing RR	1:20.938	4	7	10.216	0.683	88.02
36	555	Ret_C	9	Tony DRISCOLL	Yamaha R1 -	1:35.436	4	6	24.714	14.498	74.65
37	123	C	13	James VINCER	Suzuki GSXR R - John Butcher Bros			0			

Weather / Track : Cloudy / Dry

These results are provisional until the conclusion of any judicial and technical matters.

Date: 01/06/2024 Start: 09:52 Finish: 10:01

Donington Park National: 1.9790 miles

Clerk Of Course:	Stewards:	Timekeeper: Craig Smith	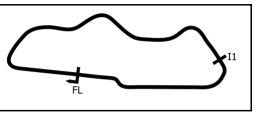

Results can be found at www.tsl-timing.com

Printed - 10:06 Saturday, 01 June 2024

BRITISH MOTOR CYCLE RACING CLUB
TSL SPORTS TIMING TIMING SOLUTIONS LTD
MOTORCYCLE RACING ORGANISATION MRO

BMCRC - MRO Championships 2024 - Rnd 4 @ Donington National

Reactive Parts MRO Powerbikes inc Clubman 1000 & MRO Retro 1000

QUALIFYING - SECTOR ANALYSIS

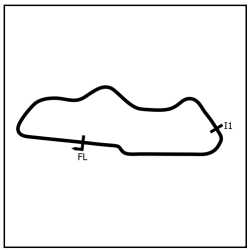

SECTOR 1 = FL to I1, SECTOR 2 = I1 to FL, DIFF = Difference To Personal Best Lap, P = Crossed Finish Line in Pit Lane, D = Time Disallowed

P1 26 Josh WAINWRIGHT — Honda CBR1000 - JW MOT Centre

IDEAL LAP TIME : 1:09.716 BEST LAP TIME : 1:10.722 DIFFERENCE : 1.006

LAP	SECTOR 1	SECTOR 2	LAP TIME	MPH	DIFF	TIME OF DAY
1 -	50.919	25.732	1:16.651 (3)	92.94	5.929	09:53:41.255
2 -	46.352	***24.370***	***1:10.722 (1)***	***100.74***		***09:54:51.977***
3 -	46.273	24.715	1:10.988 (2)	100.36	0.266	09:56:02.965
4 -	***45.346***	IN PIT	1:12.985 P	97.61	2.263	09:57:15.950

P2 1 Nicky WILSON — Suzuki GSXR 1000 - Demon GP/Haslemere Motorcycles

IDEAL LAP TIME : 1:11.370 BEST LAP TIME : 1:11.370 DIFFERENCE : 0.000

LAP	SECTOR 1	SECTOR 2	LAP TIME	MPH	DIFF	TIME OF DAY
1 -	52.075	26.113	1:18.188	91.12	6.818	09:53:46.693
2 -	46.619	25.349	1:11.968 (2)	98.99	0.598	09:54:58.661
3 -	***46.102***	***25.268***	***1:11.370 (1)***	***99.82***		***09:56:10.031***
4 -	47.599	IN PIT	1:17.787 P	91.59	6.417	09:57:27.818
5 -	OUTLAP	25.440	2:28.060	48.11	1:16.690	09:59:55.878
6 -	48.274	25.587	1:13.861 (3)	96.46	2.491	10:01:09.739
7 -	48.305	IN PIT	1:19.002 P	90.18	7.632	10:02:28.741

P3 24 C Callum MANLEY — Kawasaki ZX10R - Bec's Sweets

IDEAL LAP TIME : 1:11.723 BEST LAP TIME : 1:11.750 DIFFERENCE : 0.027

LAP	SECTOR 1	SECTOR 2	LAP TIME	MPH	DIFF	TIME OF DAY
1 -	53.062	26.101	1:19.163	89.99	7.413	09:53:44.367
2 -	47.693	***24.805***	1:12.498 (3)	98.27	0.748	09:54:56.865
3 -	***46.918***	24.832	***1:11.750 (1)***	***99.29***		***09:56:08.615***
4 -	48.612	25.246	1:13.858	96.46	2.108	09:57:22.473
5 -	47.105	25.253	1:12.358 (2)	98.46	0.608	09:58:34.831
6 -	49.339	IN PIT	1:19.787 P	89.29	8.037	09:59:54.618

P4 173 Stephen DRAPER — Kawasaki ZX10 -

IDEAL LAP TIME : 1:11.856 BEST LAP TIME : 1:11.860 DIFFERENCE : 0.004

LAP	SECTOR 1	SECTOR 2	LAP TIME	MPH	DIFF	TIME OF DAY
1 -	49.838	26.717	1:16.555	93.06	4.695	09:53:47.816
2 -	48.560	25.281	1:13.841	96.48	1.981	09:55:01.657
3 -	46.980	25.156	1:12.136	98.76	0.276	09:56:13.793
4 -	46.911	25.168	1:12.079 (3)	98.84	0.219	09:57:25.872
5 -	***46.848***	25.184	1:12.032 (2)	98.90	0.172	09:58:37.904
6 -	47.064	25.214	1:12.278	98.57	0.418	09:59:50.182
7 -	46.852	***25.008***	***1:11.860 (1)***	***99.14***		***10:01:02.042***
8 -	50.315	26.761	1:17.076	92.43	5.216	10:02:19.118

P5 49 Luke WALLINGTON — Honda Fireblade - Elmech Racing Team

IDEAL LAP TIME : 1:11.854 BEST LAP TIME : 1:11.869 DIFFERENCE : 0.015

LAP	SECTOR 1	SECTOR 2	LAP TIME	MPH	DIFF	TIME OF DAY
1 -	50.830	26.030	1:16.860	92.69	4.991	09:53:44.511
2 -	47.818	25.382	1:13.200	97.33	1.331	09:54:57.711
3 -	***46.897***	24.972	***1:11.869 (1)***	***99.13***		***09:56:09.580***
4 -	46.976	25.226	1:12.202 (2)	98.67	0.333	09:57:21.782
5 -	47.281	***24.957***	1:12.238 (3)	98.62	0.369	09:58:34.020
6 -	52.458	27.042	1:19.500	89.61	7.631	09:59:53.520
7 -	47.255	25.023	1:12.278	98.57	0.409	10:01:05.798
8 -	50.775	IN PIT	1:24.538 P	84.27	12.669	10:02:30.336

Weather / Track : Cloudy / Dry

Donington Park National: 1.9790 miles
Date: 01/06/2024 Start: 09:52 Finish: 10:01

BMCRC - MRO Championships 2024 - Rnd 4 @ Donington National

Reactive Parts MRO Powerbikes inc Clubman 1000 & MRO Retro 1000

QUALIFYING - SECTOR ANALYSIS

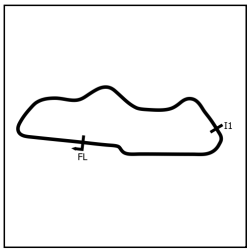

SECTOR 1 = FL to I1, SECTOR 2 = I1 to FL, DIFF = Difference To Personal Best Lap, P = Crossed Finish Line in Pit Lane, D = Time Disallowed

P6 65 Peter BAKER — Kawasaki ZX10R - TJ & Peter Baker M/C. Dodfrey engineering

IDEAL LAP TIME : 1:12.044 BEST LAP TIME : 1:12.153 DIFFERENCE : 0.109

LAP	SECTOR 1	SECTOR 2	LAP TIME	MPH	DIFF	TIME OF DAY
1 -	51.176	26.096	1:17.272	92.20	5.119	09:53:45.082
2 -	47.787	25.581	1:13.368	97.10	1.215	09:54:58.450
3 -	47.111	25.233	1:12.344 (2)	98.48	0.191	09:56:10.794
4 -	47.201	26.502	1:13.703	96.66	1.550	09:57:24.497
5 -	47.246	***25.190***	1:12.436 (3)	98.35	0.283	09:58:36.933
6 -	***46.854***	25.299	***1:12.153 (1)***	***98.74***		***09:59:49.086***
7 -	47.446	25.490	1:12.936	97.68	0.783	10:01:02.022
8 -	51.688	29.552	1:21.240	87.69	9.087	10:02:23.262

P7 80 Morgan CREASEY — Suzuki GSXR 1000 K7 - Warics Ltd

IDEAL LAP TIME : 1:12.171 BEST LAP TIME : 1:12.253 DIFFERENCE : 0.082

LAP	SECTOR 1	SECTOR 2	LAP TIME	MPH	DIFF	TIME OF DAY
1 -	52.100	26.195	1:18.295	90.99	6.042	09:53:49.337
2 -	49.575	26.036	1:15.611 (3)	94.22	3.358	09:55:04.948
3 -	***47.103***	25.312	1:12.415 (2)	98.38	0.162	09:56:17.363
4 -	47.185	***25.068***	***1:12.253 (1)***	***98.60***		***09:57:29.616***
5 -	48.538	IN PIT	1:17.792 P	91.58	5.539	09:58:47.408

P8 152 Barry MANTELL — Kawaskai ZX10R - Swedish car connection

IDEAL LAP TIME : 1:12.418 BEST LAP TIME : 1:12.547 DIFFERENCE : 0.129

LAP	SECTOR 1	SECTOR 2	LAP TIME	MPH	DIFF	TIME OF DAY
1 -	52.264	26.799	1:19.063	90.11	6.516	09:53:49.040
2 -	50.247	26.690	1:16.937	92.60	4.390	09:55:05.977
3 -	47.732	25.265	1:12.997 (3)	97.60	0.450	09:56:18.974
4 -	47.369	***25.178***	***1:12.547 (1)***	***98.20***		***09:57:31.521***
5 -	***47.240***	25.521	1:12.761 (2)	97.91	0.214	09:58:44.282
6 -	47.990	26.070	1:14.060	96.20	1.513	09:59:58.342
7 -	50.045	26.647	1:16.692	92.89	4.145	10:01:15.034
8 -	50.127	28.233	1:18.360	90.92	5.813	10:02:33.394

P9 99 Ret_C Steven BUTTERWORTH — Yamaha R1 -

IDEAL LAP TIME : 1:12.415 BEST LAP TIME : 1:12.679 DIFFERENCE : 0.264

LAP	SECTOR 1	SECTOR 2	LAP TIME	MPH	DIFF	TIME OF DAY
1 -	50.573	26.476	1:17.049	92.46	4.370	09:53:44.597
2 -	48.095	25.942	1:14.037	96.23	1.358	09:54:58.634
3 -	47.460	***25.219***	***1:12.679 (1)***	***98.02***		***09:56:11.313***
4 -	***47.196***	25.746	1:12.942 (2)	97.67	0.263	09:57:24.255
5 -	48.193	25.719	1:13.912	96.39	1.233	09:58:38.167
6 -	47.472	25.688	1:13.160	97.38	0.481	09:59:51.327
7 -	47.763	25.388	1:13.151 (3)	97.39	0.472	10:01:04.478

P10 223 C Rafal KISYK — Suzuki GSXR-1000 -

IDEAL LAP TIME : 1:13.019 BEST LAP TIME : 1:13.061 DIFFERENCE : 0.042

LAP	SECTOR 1	SECTOR 2	LAP TIME	MPH	DIFF	TIME OF DAY
1 -	54.829	27.784	1:22.613	86.24	9.552	09:53:59.240
2 -	50.171	26.362	1:16.533	93.09	3.472	09:55:15.773
3 -	47.926	***25.669***	1:13.595 (2)	96.80	0.534	09:56:29.368
4 -	48.741	26.172	1:14.913	95.10	1.852	09:57:44.281
5 -	***47.350***	25.711	***1:13.061 (1)***	***97.51***		***09:58:57.342***
6 -	48.090	26.089	1:14.179	96.04	1.118	10:00:11.521
7 -	47.663	26.186	1:13.849 (3)	96.47	0.788	10:01:25.370
8 -	48.237	IN PIT	1:17.597 P	91.81	4.536	10:02:42.967

Weather / Track : Cloudy / Dry

Donington Park National: 1.9790 miles
Date: 01/06/2024 Start: 09:52 Finish: 10:01

BMCRC - MRO Championships 2024 - Rnd 4 @ Donington National

Reactive Parts MRO Powerbikes inc Clubman 1000 & MRO Retro 1000

QUALIFYING - SECTOR ANALYSIS

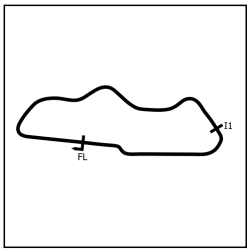

SECTOR 1 = FL to I1, SECTOR 2 = I1 to FL, DIFF = Difference To Personal Best Lap, P = Crossed Finish Line in Pit Lane, D = Time Disallowed

P11 271 Daniel JOHNSON BMW S1000 RR -

IDEAL LAP TIME : 1:13.429 BEST LAP TIME : 1:13.429 DIFFERENCE : 0.000

LAP	SECTOR 1	SECTOR 2	LAP TIME	MPH	DIFF	TIME OF DAY
1 -	56.466	28.118	1:24.584	84.23	11.155	09:53:58.668
2 -	50.219	25.994	1:16.213	93.48	2.784	09:55:14.881
3 -	48.261	25.572	1:13.833 (2)	96.49	0.404	09:56:28.714
4 -	50.077	25.993	1:16.070	93.65	2.641	09:57:44.784
5 -	***48.020***	***25.409***	***1:13.429 (1)***	***97.02***		***09:58:58.213***
6 -	48.341	25.721	1:14.062 (3)	96.19	0.633	10:00:12.275
7 -	50.315	25.865	1:16.180	93.52	2.751	10:01:28.455
8 -	49.686	26.519	1:16.205	93.49	2.776	10:02:44.660

P12 48 C Aaron COLLINS Bmw S1000RR - Precision installations

IDEAL LAP TIME : 1:13.636 BEST LAP TIME : 1:13.751 DIFFERENCE : 0.115

LAP	SECTOR 1	SECTOR 2	LAP TIME	MPH	DIFF	TIME OF DAY
1 -	1:01.220	28.933	1:30.153	79.02	16.402	09:54:23.244
2 -	***47.879***	25.872	***1:13.751 (1)***	***96.60***		***09:55:36.995***
3 -	47.981	26.417	1:14.398 (3)	95.76	0.647	09:56:51.393
4 -	48.633	***25.757***	1:14.390 (2)	95.77	0.639	09:58:05.783
5 -	49.059	26.093	1:15.152	94.80	1.401	09:59:20.935
6 -	48.875	27.151	1:16.026	93.71	2.275	10:00:36.961
7 -	49.791	25.925	1:15.716	94.09	1.965	10:01:52.677

P13 38 Austen WEBSTER Kawasaki ZX10R - Ace Motorcycles

IDEAL LAP TIME : 1:13.897 BEST LAP TIME : 1:14.102 DIFFERENCE : 0.205

LAP	SECTOR 1	SECTOR 2	LAP TIME	MPH	DIFF	TIME OF DAY
1 -	55.676	28.069	1:23.745	85.07	9.643	09:53:59.781
2 -	49.948	27.450	1:17.398	92.05	3.296	09:55:17.179
3 -	50.304	26.436	1:16.740	92.84	2.638	09:56:33.919
4 -	48.610	25.920	1:14.530 (2)	95.59	0.428	09:57:48.449
5 -	49.618	***25.887***	1:15.505	94.35	1.403	09:59:03.954
6 -	49.198	25.958	1:15.156	94.79	1.054	10:00:19.110
7 -	48.719	25.963	1:14.682 (3)	95.39	0.580	10:01:33.792
8 -	***48.010***	26.092	***1:14.102 (1)***	***96.14***		***10:02:47.894***

P14 4 C Remi MATUZAS Yamaha R1 - SC MOTO

IDEAL LAP TIME : 1:14.268 BEST LAP TIME : 1:14.268 DIFFERENCE : 0.000

LAP	SECTOR 1	SECTOR 2	LAP TIME	MPH	DIFF	TIME OF DAY
1 -	51.283	27.458	1:18.741	90.48	4.473	09:53:48.833
2 -	50.197	26.806	1:17.003	92.52	2.735	09:55:05.836
3 -	49.365	26.321	1:15.686	94.13	1.418	09:56:21.522
4 -	49.331	25.686	1:15.017 (3)	94.97	0.749	09:57:36.539
5 -	***48.653***	***25.615***	***1:14.268 (1)***	***95.93***		***09:58:50.807***
6 -	48.679	25.712	1:14.391 (2)	95.77	0.123	10:00:05.198
7 -	49.389	IN PIT	1:27.397 P	81.52	13.129	10:01:32.595

P15 818 Ret_N Alex SYMON Kawasaki ZX10R - MCW

IDEAL LAP TIME : 1:14.416 BEST LAP TIME : 1:14.416 DIFFERENCE : 0.000

LAP	SECTOR 1	SECTOR 2	LAP TIME	MPH	DIFF	TIME OF DAY
1 -	54.538	27.126	1:21.664	87.24	7.248	09:54:01.048
2 -	49.264	26.451	1:15.715 (2)	94.09	1.299	09:55:16.763
3 -	50.276	25.970	1:16.246 (3)	93.44	1.830	09:56:33.009
4 -	***48.648***	***25.768***	***1:14.416 (1)***	***95.74***		***09:57:47.425***
5 -	50.336	IN PIT	1:24.028 P	84.78	9.612	09:59:11.453

Weather / Track : Cloudy / Dry

Donington Park National: 1.9790 miles
Date: 01/06/2024 Start: 09:52 Finish: 10:01

BMCRC - MRO Championships 2024 - Rnd 4 @ Donington National

Reactive Parts MRO Powerbikes inc Clubman 1000 & MRO Retro 1000

QUALIFYING - SECTOR ANALYSIS

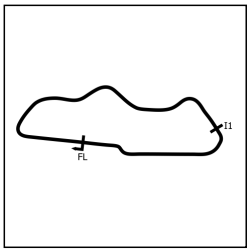

SECTOR 1 = FL to I1, SECTOR 2 = I1 to FL, DIFF = Difference To Personal Best Lap, P = Crossed Finish Line in Pit Lane, D = Time Disallowed

P16 188 Dawid KRAWIECKI — Yamaha R1 - Code Blue LTD & D A East Electrical

IDEAL LAP TIME : 1:14.541 BEST LAP TIME : 1:14.541 DIFFERENCE : 0.000

LAP	SECTOR 1	SECTOR 2	LAP TIME	MPH	DIFF	TIME OF DAY
1 -	51.863	27.432	1:19.295	89.84	4.754	09:53:48.330
2 -	50.690	27.254	1:17.944	91.40	3.403	09:55:06.274
3 -	50.018	26.432	1:16.450 (2)	93.19	1.909	09:56:22.724
4 -	49.719	28.288	1:18.007	91.33	3.466	09:57:40.731
5 -	***48.402***	***26.139***	***1:14.541 (1)***	***95.58***		***09:58:55.272***
6 -	49.932	26.687	1:16.619	92.98	2.078	10:00:11.891
7 -	51.007	27.846	1:18.853	90.35	4.312	10:01:30.744
8 -	49.295	27.260	1:16.555 (3)	93.06	2.014	10:02:47.299

P17 34 C Ben CHEESEMAN — Kawasaki ZX10RR - BCH Services Kent Ltd

IDEAL LAP TIME : 1:14.713 BEST LAP TIME : 1:14.862 DIFFERENCE : 0.149

LAP	SECTOR 1	SECTOR 2	LAP TIME	MPH	DIFF	TIME OF DAY
1 -	56.739	28.214	1:24.953	83.86	10.091	09:53:57.952
2 -	51.260	27.133	1:18.393	90.88	3.531	09:55:16.345
3 -	50.473	26.345	1:16.818	92.74	1.956	09:56:33.163
4 -	48.905	25.957	***1:14.862 (1)***	***95.17***		***09:57:48.025***
5 -	49.323	***25.829***	1:15.152 (3)	94.80	0.290	09:59:03.177
6 -	***48.884***	26.200	1:15.084 (2)	94.88	0.222	10:00:18.261
7 -	52.696	28.269	1:20.965	87.99	6.103	10:01:39.226

P18 18 C Sigitas CERNIAUSKAS — Yamaha R1 - SC MOTO

IDEAL LAP TIME : 1:15.126 BEST LAP TIME : 1:15.247 DIFFERENCE : 0.121

LAP	SECTOR 1	SECTOR 2	LAP TIME	MPH	DIFF	TIME OF DAY
1 -	57.861	30.372	1:28.233	80.74	12.986	09:54:08.901
2 -	52.381	27.041	1:19.422	89.70	4.175	09:55:28.323
3 -	49.531	26.688	1:16.219 (3)	93.47	0.972	09:56:44.542
4 -	50.768	26.659	1:17.427	92.01	2.180	09:58:01.969
5 -	***48.886***	26.361	***1:15.247 (1)***	***94.68***		***09:59:17.216***
6 -	49.461	26.412	1:15.873 (2)	93.90	0.626	10:00:33.089
7 -	50.179	***26.240***	1:16.419	93.23	1.172	10:01:49.508

P19 105 C Dave LINDSAY — Yamaha R1 - TD racing

IDEAL LAP TIME : 1:15.171 BEST LAP TIME : 1:15.407 DIFFERENCE : 0.236

LAP	SECTOR 1	SECTOR 2	LAP TIME	MPH	DIFF	TIME OF DAY
1 -	59.298	27.921	1:27.219	81.68	11.812	09:54:04.339
2 -	52.434	27.851	1:20.285	88.74	4.878	09:55:24.624
3 -	51.085	26.759	1:17.844	91.52	2.437	09:56:42.468
4 -	***49.081***	26.326	***1:15.407 (1)***	***94.48***		***09:57:57.875***
5 -	49.668	27.194	1:16.862 (3)	92.69	1.455	09:59:14.737
6 -	51.129	***26.090***	1:17.219	92.26	1.812	10:00:31.956
7 -	50.255	26.364	1:16.619 (2)	92.98	1.212	10:01:48.575

P20 13 Ret_C Daniel MERCER — Honda CBR1000RR - Merc&Co Racing, Apex2Apex promotions

IDEAL LAP TIME : 1:15.452 BEST LAP TIME : 1:15.581 DIFFERENCE : 0.129

LAP	SECTOR 1	SECTOR 2	LAP TIME	MPH	DIFF	TIME OF DAY
1 -	53.720	27.457	1:21.177	87.76	5.596	09:53:47.449
2 -	51.262	27.038	1:18.300	90.99	2.719	09:55:05.749
3 -	50.066	***26.508***	1:16.574	93.04	0.993	09:56:22.323
4 -	49.854	27.103	1:16.957	92.57	1.376	09:57:39.280
5 -	***48.944***	26.637	***1:15.581 (1)***	***94.26***		***09:58:54.861***
6 -	49.755	26.595	1:16.350 (3)	93.31	0.769	10:00:11.211
7 -	49.549	26.554	1:16.103 (2)	93.61	0.522	10:01:27.314
8 -	49.018	IN PIT	1:24.334 P	84.48	8.753	10:02:51.648

BMCRC - MRO Championships 2024 - Rnd 4 @ Donington National

Reactive Parts MRO Powerbikes inc Clubman 1000 & MRO Retro 1000

QUALIFYING - SECTOR ANALYSIS

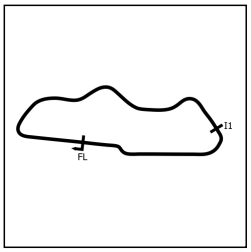

SECTOR 1 = FL to I1, SECTOR 2 = I1 to FL, DIFF = Difference To Personal Best Lap, P = Crossed Finish Line in Pit Lane, D = Time Disallowed

P21 35 C Joe MILES YAMAHA R1 - R J WILLIAMS TRANSPORT

IDEAL LAP TIME : 1:15.896 BEST LAP TIME : 1:15.906 DIFFERENCE : 0.010

LAP	SECTOR 1	SECTOR 2	LAP TIME	MPH	DIFF	TIME OF DAY
1 -	53.373	27.189	1:20.562	88.43	4.656	09:53:50.252
2 -	50.505	26.754	1:17.259	92.21	1.353	09:55:07.511
3 -	50.171	26.890	1:17.061	92.45	1.155	09:56:24.572
4 -	49.839	27.058	1:16.897 **(3)**	92.65	0.991	09:57:41.469
5 -	***49.183***	26.723	***1:15.906*** **(1)**	***93.86***		***09:58:57.375***
6 -	49.652	***26.713***	1:16.365 **(2)**	93.29	0.459	10:00:13.740
7 -	55.743	39.219	1:34.962	75.02	19.056	10:01:48.702

P22 29 C David JAMES Yamaha R1 -

IDEAL LAP TIME : 1:15.773 BEST LAP TIME : 1:15.983 DIFFERENCE : 0.210

LAP	SECTOR 1	SECTOR 2	LAP TIME	MPH	DIFF	TIME OF DAY
1 -	53.062	27.321	1:20.383	88.63	4.400	09:53:47.751
2 -	50.700	26.834	1:17.534 **(3)**	91.89	1.551	09:55:05.285
3 -	***49.457***	26.526	***1:15.983*** **(1)**	***93.76***		***09:56:21.268***
4 -	50.398	***26.316***	1:16.714 **(2)**	92.87	0.731	09:57:37.982
5 -	49.736	IN PIT	1:21.865 **P**	87.02	5.882	09:58:59.847

P23 78 Ret_C Jamie THOMAS Suzuki GSXR 1000 - Team RubyRacing

IDEAL LAP TIME : 1:16.214 BEST LAP TIME : 1:16.265 DIFFERENCE : 0.051

LAP	SECTOR 1	SECTOR 2	LAP TIME	MPH	DIFF	TIME OF DAY
1 -	55.813	27.218	1:23.031	85.80	6.766	09:54:01.635
2 -	51.736	26.834	1:18.570	90.67	2.305	09:55:20.205
3 -	***49.576***	26.689	***1:16.265*** **(1)**	***93.41***		***09:56:36.470***
4 -	49.693	26.861	1:16.554 **(2)**	93.06	0.289	09:57:53.024
5 -	51.854	26.793	1:18.647	90.59	2.382	09:59:11.671
6 -	50.523	***26.638***	1:17.161	92.33	0.896	10:00:28.832
7 -	49.790	26.904	1:16.694 **(3)**	92.89	0.429	10:01:45.526

P24 19 Ret_C Tyler DONOVAN - Tinder Corp

IDEAL LAP TIME : 1:16.108 BEST LAP TIME : 1:16.302 DIFFERENCE : 0.194

LAP	SECTOR 1	SECTOR 2	LAP TIME	MPH	DIFF	TIME OF DAY
1 -	55.876	28.228	1:24.104	84.71	7.802	09:54:03.728
2 -	51.226	27.193	1:18.419	90.85	2.117	09:55:22.147
3 -	50.019	***26.491***	1:16.510 **(2)**	93.12	0.208	09:56:38.657
4 -	***49.617***	26.685	***1:16.302*** **(1)**	***93.37***		***09:57:54.959***
5 -	51.402	27.379	1:18.781	90.43	2.479	09:59:13.740
6 -	49.997	26.896	1:16.893 **(3)**	92.65	0.591	10:00:30.633

P25 333 Andrew HOUGHTON BMW S1000RR - Techoir

IDEAL LAP TIME : 1:16.268 BEST LAP TIME : 1:16.352 DIFFERENCE : 0.084

LAP	SECTOR 1	SECTOR 2	LAP TIME	MPH	DIFF	TIME OF DAY
1 -	50.836	26.253	1:17.089 **(3)**	92.42	0.737	09:54:49.796
2 -	50.524	26.894	1:17.418	92.02	1.066	09:56:07.214
3 -	***50.052***	26.300	***1:16.352*** **(1)**	***93.31***		***09:57:23.566***
4 -	50.347	***26.216***	1:16.563 **(2)**	93.05	0.211	09:58:40.129
5 -	50.789	26.523	1:17.312	92.15	0.960	09:59:57.441
6 -	50.465	26.650	1:17.115	92.38	0.763	10:01:14.556
7 -	50.398	27.262	1:17.660	91.74	1.308	10:02:32.216

BMCRC - MRO Championships 2024 - Rnd 4 @ Donington National

Reactive Parts MRO Powerbikes inc Clubman 1000 & MRO Retro 1000

QUALIFYING - SECTOR ANALYSIS

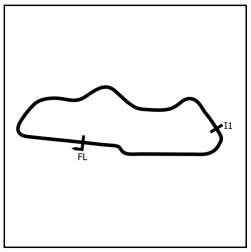

SECTOR 1 = FL to I1, SECTOR 2 = I1 to FL, DIFF = Difference To Personal Best Lap, P = Crossed Finish Line in Pit Lane, D = Time Disallowed

P26 84 C Martyn DELLOW — Suzuki GSXR1000 - Kirdford Shotblasting

IDEAL LAP TIME : 1:16.403 BEST LAP TIME : 1:16.403 DIFFERENCE : 0.000

LAP	SECTOR 1	SECTOR 2	LAP TIME	MPH	DIFF	TIME OF DAY
1 -	54.321	27.048	1:21.369	87.55	4.966	09:53:55.261
2 -	***50.046***	***26.357***	***1:16.403 (1)***	***93.25***		***09:55:11.664***
3 -	50.068	26.443	1:16.511 (2)	93.11	0.108	09:56:28.175
4 -	50.381	27.460	1:17.841	91.52	1.438	09:57:46.016
5 -	50.384	27.208	1:17.592 (3)	91.82	1.189	09:59:03.608

P27 7 C Seb JENKINS — Yamaha YZF-R1 - TBR Performance

IDEAL LAP TIME : 1:17.327 BEST LAP TIME : 1:17.350 DIFFERENCE : 0.023

LAP	SECTOR 1	SECTOR 2	LAP TIME	MPH	DIFF	TIME OF DAY
1 -	56.050	27.706	1:23.756	85.06	6.406	09:53:56.265
2 -	52.073	27.183	1:19.256	89.89	1.906	09:55:15.521
3 -	51.560	27.374	1:18.934	90.26	1.584	09:56:34.455
4 -	50.983	26.727	1:17.710 (2)	91.68	0.360	09:57:52.165
5 -	51.608	***26.704***	1:18.312 (3)	90.97	0.962	09:59:10.477
6 -	51.421	27.176	1:18.597	90.64	1.247	10:00:29.074
7 -	***50.623***	26.727	***1:17.350 (1)***	***92.10***		***10:01:46.424***

P28 116 Ade WALBRIDGE — Yamaha R1 - 3 Bridges Racing

IDEAL LAP TIME : 1:17.312 BEST LAP TIME : 1:17.547 DIFFERENCE : 0.235

LAP	SECTOR 1	SECTOR 2	LAP TIME	MPH	DIFF	TIME OF DAY
1 -	57.222	29.167	1:26.389	82.47	8.842	09:54:00.366
2 -	50.640	27.719	1:18.359	90.92	0.812	09:55:18.725
3 -	***50.297***	27.250	***1:17.547 (1)***	***91.87***		***09:56:36.272***
4 -	50.572	27.049	1:17.621 (2)	91.78	0.074	09:57:53.893
5 -	52.229	27.557	1:19.786	89.29	2.239	09:59:13.679
6 -	51.863	27.368	1:19.231	89.92	1.684	10:00:32.910
7 -	51.103	***27.015***	1:18.118 (3)	91.20	0.571	10:01:51.028

P29 14 Ret_C Hayden KILLWORTH — Suzuki GSXR 1000 - GreenPlantUK - H11xy - Helmet City

IDEAL LAP TIME : 1:17.779 BEST LAP TIME : 1:17.779 DIFFERENCE : 0.000

LAP	SECTOR 1	SECTOR 2	LAP TIME	MPH	DIFF	TIME OF DAY
1 -	58.228	29.924	1:28.152	80.82	10.373	09:54:00.825
2 -	53.028	28.114	1:21.142	87.80	3.363	09:55:21.967
3 -	50.848	27.411	1:18.259 (2)	91.03	0.480	09:56:40.226
4 -	***50.463***	***27.316***	***1:17.779 (1)***	***91.60***		***09:57:58.005***
5 -	51.575	27.704	1:19.279	89.86	1.500	09:59:17.284
6 -	51.946	27.652	1:19.598	89.50	1.819	10:00:36.882
7 -	51.283	27.406	1:18.689 (3)	90.54	0.910	10:01:55.571

P30 169 Ret_C Cory SMITH — -

IDEAL LAP TIME : 1:18.087 BEST LAP TIME : 1:18.113 DIFFERENCE : 0.026

LAP	SECTOR 1	SECTOR 2	LAP TIME	MPH	DIFF	TIME OF DAY
1 -	55.775	29.159	1:24.934	83.88	6.821	09:54:01.145
2 -	53.115	27.965	1:21.080	87.87	2.967	09:55:22.225
3 -	51.220	27.538	1:18.758	90.46	0.645	09:56:40.983
4 -	***50.809***	27.417	1:18.226 (2)	91.07	0.113	09:57:59.209
5 -	50.991	27.715	1:18.706 (3)	90.52	0.593	09:59:17.915
6 -	50.835	***27.278***	***1:18.113 (1)***	***91.20***		***10:00:36.028***
7 -	50.874	33.101	1:23.975	84.84	5.862	10:02:00.003

Weather / Track : Cloudy / Dry

Donington Park National: 1.9790 miles
Date: 01/06/2024 Start: 09:52 Finish: 10:01

BMCRC - MRO Championships 2024 - Rnd 4 @ Donington National

Reactive Parts MRO Powerbikes inc Clubman 1000 & MRO Retro 1000

QUALIFYING - SECTOR ANALYSIS

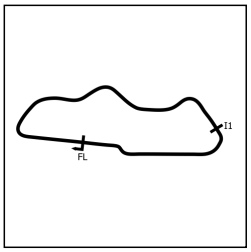

SECTOR 1 = FL to I1, SECTOR 2 = I1 to FL, DIFF = Difference To Personal Best Lap, P = Crossed Finish Line in Pit Lane, D = Time Disallowed

P31 23 C Jason PAES — Aprilia RSV4 - J&R Electrical Ltd

IDEAL LAP TIME : 1:17.979 BEST LAP TIME : 1:18.279 DIFFERENCE : 0.300

LAP	SECTOR 1	SECTOR 2	LAP TIME	MPH	DIFF	TIME OF DAY
1 -	56.948	28.889	1:25.837	83.00	7.558	09:54:12.910
2 -	52.591	27.162	1:19.753	89.33	1.474	09:55:32.663
3 -	52.108	28.422	1:20.530	88.47	2.251	09:56:53.193
4 -	***51.296***	26.983	***1:18.279 (1)***	***91.01***		***09:58:11.472***
5 -	51.991	27.636	1:19.627 (3)	89.47	1.348	09:59:31.099
6 -	54.083	27.949	1:22.032	86.85	3.753	10:00:53.131
7 -	52.183	***26.683***	1:18.866 (2)	90.33	0.587	10:02:11.997

P32 20 Ret_C Connor SWYER — SUZUKI GSXR 1000 K6 - WSC Performace & lleithyr farm & dac

IDEAL LAP TIME : 1:19.373 BEST LAP TIME : 1:19.373 DIFFERENCE : 0.000

LAP	SECTOR 1	SECTOR 2	LAP TIME	MPH	DIFF	TIME OF DAY
1 -	57.459	28.309	1:25.768	83.06	6.395	09:54:03.780
2 -	52.932	27.979	1:20.911	88.05	1.538	09:55:24.691
3 -	52.054	27.716	1:19.770 (2)	89.31	0.397	09:56:44.461
4 -	***51.785***	***27.588***	***1:19.373 (1)***	***89.76***		***09:58:03.834***
5 -	51.982	28.043	1:20.025 (3)	89.03	0.652	09:59:23.859
6 -	57.847	IN PIT	1:31.524 P	77.84	12.151	10:00:55.383

P33 149 David WILKINS — Yamaha R1 - TwoClicksOut Racing

IDEAL LAP TIME : 1:19.141 BEST LAP TIME : 1:19.486 DIFFERENCE : 0.345

LAP	SECTOR 1	SECTOR 2	LAP TIME	MPH	DIFF	TIME OF DAY
1 -	57.819	28.999	1:26.818	82.06	7.332	09:54:02.685
2 -	53.388	27.884	1:21.272	87.66	1.786	09:55:23.957
3 -	***51.514***	27.972	***1:19.486 (1)***	***89.63***		***09:56:43.443***
4 -	51.836	27.693	1:19.529 (2)	89.58	0.043	09:58:02.972
5 -	51.911	28.213	1:20.124 (3)	88.92	0.638	09:59:23.096
6 -	53.950	28.070	1:22.020	86.86	2.534	10:00:45.116
7 -	52.965	***27.627***	1:20.592	88.40	1.106	10:02:05.708

P34 243 Ret_C Tony Le GALLEZ — Kawasaki ZX10R - Guttersnipe

IDEAL LAP TIME : 1:20.255 BEST LAP TIME : 1:20.255 DIFFERENCE : 0.000

LAP	SECTOR 1	SECTOR 2	LAP TIME	MPH	DIFF	TIME OF DAY
1 -	58.794	29.096	1:27.890	81.06	7.635	09:54:05.988
2 -	55.115	28.199	1:23.314	85.51	3.059	09:55:29.302
3 -	52.745	28.126	1:20.871 (3)	88.09	0.616	09:56:50.173
4 -	52.625	27.939	1:20.564 (2)	88.43	0.309	09:58:10.737
5 -	***52.494***	***27.761***	***1:20.255 (1)***	***88.77***		***09:59:30.992***
6 -	55.357	IN PIT	1:32.260 P	77.22	12.005	10:01:03.252

P35 274 Stewart LATIMER — SUZUKI GSXR1000 RR - Fat Bloke Racing RR

IDEAL LAP TIME : 1:20.470 BEST LAP TIME : 1:20.938 DIFFERENCE : 0.468

LAP	SECTOR 1	SECTOR 2	LAP TIME	MPH	DIFF	TIME OF DAY
1 -	59.881	30.280	1:30.161	79.02	9.223	09:54:05.823
2 -	54.991	29.327	1:24.318	84.49	3.380	09:55:30.141
3 -	54.366	28.757	1:23.123	85.71	2.185	09:56:53.264
4 -	52.935	***28.003***	***1:20.938 (1)***	***88.02***		***09:58:14.202***
5 -	52.781	28.391	1:21.172 (3)	87.77	0.234	09:59:35.374
6 -	***52.467***	29.493	1:21.960	86.92	1.022	10:00:57.334
7 -	52.822	28.272	1:21.094 (2)	87.85	0.156	10:02:18.428

BMCRC - MRO Championships 2024 - Rnd 4 @ Donington National

Reactive Parts MRO Powerbikes inc Clubman 1000 & MRO Retro 1000

QUALIFYING - SECTOR ANALYSIS

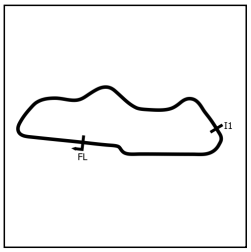

SECTOR 1 = FL to I1, SECTOR 2 = I1 to FL, DIFF = Difference To Personal Best Lap, P = Crossed Finish Line in Pit Lane, D = Time Disallowed

P36 **555** **Ret_C** **Tony DRISCOLL** Yamaha R1 -

IDEAL LAP TIME : 1:34.833 BEST LAP TIME : 1:35.436 DIFFERENCE : 0.603

LAP	SECTOR 1	SECTOR 2	LAP TIME	MPH	DIFF	TIME OF DAY
1 -	1:09.317	34.427	1:43.744	68.67	8.308	09:54:27.090
2 -	1:06.937	33.535	1:40.472	70.91	5.036	09:56:07.562
3 -	1:04.368	32.993	1:37.361	73.17	1.925	09:57:44.923
4 -	1:03.301	***32.135***	***1:35.436*** **(1)**	***74.65***		***09:59:20.359***
5 -	1:03.963	32.708	1:36.671 **(2)**	73.69	1.235	10:00:57.030
6 -	***1:02.698***	33.983	1:36.681 **(3)**	73.69	1.245	10:02:33.711

Weather / Track : Cloudy / Dry

Donington Park National: 1.9790 miles
Date: 01/06/2024 Start: 09:52 Finish: 10:01

BMCRC - MRO Championships 2024 - Rnd 4 @ Donington National

Reactive Parts MRO Powerbikes inc Clubman 1000 & MRO Retro 1000

QUALIFYING - BEST SECTORS

	SECTOR 1			SECTOR 2			IDEAL / BEST COMPARISON					
POS	NO	NAME	TIME	NO	NAME	TIME	POS	NO	NAME	IDEAL	BEST	DIFF
									PERFECT LAP	1:09.716		
1	26	WAINWRIGHT	45.346	26	WAINWRIGHT	24.370	1	26	WAINWRIGHT	1:09.716	1:10.722	1.006
2	1	WILSON	46.102	24	MANLEY	24.805	2	1	WILSON	1:11.370	1:11.370	0.000
3	173	DRAPER	46.848	49	WALLINGTON	24.957	3	24	MANLEY	1:11.723	1:11.750	0.027
4	65	BAKER	46.854	173	DRAPER	25.008	4	49	WALLINGTON	1:11.854	1:11.869	0.015
5	49	WALLINGTON	46.897	80	CREASEY	25.068	5	173	DRAPER	1:11.856	1:11.860	0.004
6	24	MANLEY	46.918	152	MANTELL	25.178	6	65	BAKER	1:12.044	1:12.153	0.109
7	80	CREASEY	47.103	65	BAKER	25.190	7	80	CREASEY	1:12.171	1:12.253	0.082
8	99	BUTTERWORTH	47.196	99	BUTTERWORTH	25.219	8	99	BUTTERWORTH	1:12.415	1:12.679	0.264
9	152	MANTELL	47.240	1	WILSON	25.268	9	152	MANTELL	1:12.418	1:12.547	0.129
10	223	KISYK	47.350	271	JOHNSON	25.409	10	223	KISYK	1:13.019	1:13.061	0.042
11	48	COLLINS	47.879	4	MATUZAS	25.615	11	271	JOHNSON	1:13.429	1:13.429	0.000
12	38	WEBSTER	48.010	223	KISYK	25.669	12	48	COLLINS	1:13.636	1:13.751	0.115
13	271	JOHNSON	48.020	48	COLLINS	25.757	13	38	WEBSTER	1:13.897	1:14.102	0.205
14	188	KRAWIECKI	48.402	818	SYMON	25.768	14	4	MATUZAS	1:14.268	1:14.268	0.000
15	818	SYMON	48.648	34	CHEESEMAN	25.829	15	818	SYMON	1:14.416	1:14.416	0.000
16	4	MATUZAS	48.653	38	WEBSTER	25.887	16	188	KRAWIECKI	1:14.541	1:14.541	0.000
17	34	CHEESEMAN	48.884	105	LINDSAY	26.090	17	34	CHEESEMAN	1:14.713	1:14.862	0.149
18	18	CERNIAUSKAS	48.886	188	KRAWIECKI	26.139	18	18	CERNIAUSKAS	1:15.126	1:15.247	0.121
19	13	MERCER	48.944	333	HOUGHTON	26.216	19	105	LINDSAY	1:15.171	1:15.407	0.236
20	105	LINDSAY	49.081	18	CERNIAUSKAS	26.240	20	13	MERCER	1:15.452	1:15.581	0.129
21	35	MILES	49.183	29	JAMES	26.316	21	29	JAMES	1:15.773	1:15.983	0.210
22	29	JAMES	49.457	84	DELLOW	26.357	22	35	MILES	1:15.896	1:15.906	0.010
23	78	THOMAS	49.576	19	DONOVAN	26.491	23	19	DONOVAN	1:16.108	1:16.302	0.194
24	19	DONOVAN	49.617	13	MERCER	26.508	24	78	THOMAS	1:16.214	1:16.265	0.051
25	84	DELLOW	50.046	78	THOMAS	26.638	25	333	HOUGHTON	1:16.268	1:16.352	0.084
26	333	HOUGHTON	50.052	23	PAES	26.683	26	84	DELLOW	1:16.403	1:16.403	0.000
27	116	WALBRIDGE	50.297	7	JENKINS	26.704	27	116	WALBRIDGE	1:17.312	1:17.547	0.235
28	14	KILLWORTH	50.463	35	MILES	26.713	28	7	JENKINS	1:17.327	1:17.350	0.023
29	7	JENKINS	50.623	116	WALBRIDGE	27.015	29	14	KILLWORTH	1:17.779	1:17.779	0.000
30	169	SMITH	50.809	169	SMITH	27.278	30	23	PAES	1:17.979	1:18.279	0.300
31	23	PAES	51.296	14	KILLWORTH	27.316	31	169	SMITH	1:18.087	1:18.113	0.026
32	149	WILKINS	51.514	20	SWYER	27.588	32	149	WILKINS	1:19.141	1:19.486	0.345
33	20	SWYER	51.785	149	WILKINS	27.627	33	20	SWYER	1:19.373	1:19.373	0.000
34	274	LATIMER	52.467	243	GALLEZ	27.761	34	243	GALLEZ	1:20.255	1:20.255	0.000
35	243	GALLEZ	52.494	274	LATIMER	28.003	35	274	LATIMER	1:20.470	1:20.938	0.468
36	555	DRISCOLL	1:02.698	555	DRISCOLL	32.135	36	555	DRISCOLL	1:34.833	1:35.436	0.603
37												

Weather / Track : Cloudy / Dry

Donington Park National: 1.9790 miles
Date: 01/06/2024 Start: 09:52 Finish: 10:01

Results can be found at www.tsl-timing.com

Printed - 10:05 Saturday, 01 June 2024

BMCRC - MRO Championships 2024 - Rnd 4 @ Donington National

Reactive Parts MRO Powerbikes inc Clubman 1000 & MRO Retro 1000

QUALIFYING - STATISTICS

Competitors Started	37
Planned Start	2024-06-01 @ 09:48:00.000
Actual Start	2024-06-01 @ 09:52:03.459
Finish Time	2024-06-01 @ 10:01:33.793
Track Length	1.9790mi.
Total Laps	245
Total Distance Covered	484.8714mi.

Session Fastest Lap History

NO	CL	NAME	LAP TIME	TIME OF DAY	LAP	VEHICLE
26		**Josh WAINWRIGHT**	**1:16.651**	09:53:41.278	1	Honda CBR1000
173		**Stephen DRAPER**	**1:16.555**	09:53:47.805	1	Kawasaki ZX10
26		**Josh WAINWRIGHT**	**1:10.722**	09:54:52.000	2	Honda CBR1000

Flag History

TYPE	TIME OF DAY
GREEN	09:52:03.459
FINISH	10:01:33.793

Flag Statistics

TYPE	COUNT	TOTAL LAPS	TOTAL TIME
Green	1	8	11:02.844
Red	0	0	0.000
Safety Car	0	0	0.000
FCY	0	0	0.000

BMCRC - MRO Championships 2024 - Rnd 4 @ Donington National

Reactive Parts MRO Powerbikes inc Clubman 1000 & MRO Retro 1000

QUALIFYING - STATISTICS

CLASS : 14 Starters

Fastest Lap History

NO	NAME	LAP TIME	TIME OF DAY	LAP	VEHICLE
26	**Josh WAINWRIGHT**	**1:16.651**	09:53:41.278	1	Honda CBR1000
173	**Stephen DRAPER**	**1:16.555**	09:53:47.805	1	Kawasaki ZX10
26	**Josh WAINWRIGHT**	**1:10.722**	09:54:52.000	2	Honda CBR1000

Weather / Track : Cloudy / Dry

Donington Park National: 1.9790 miles
Date: 01/06/2024 Start: 09:52 Finish: 10:01

BMCRC - MRO Championships 2024 - Rnd 4 @ Donington National

Reactive Parts MRO Powerbikes inc Clubman 1000 & MRO Retro 1000

QUALIFYING - STATISTICS

CLASS : C

13 Starters

Fastest Lap History

NO	NAME	LAP TIME	TIME OF DAY	LAP	VEHICLE
24	**Callum MANLEY**	**1:19.163**	09:53:44.397	1	Kawasaki ZX10R
4	**Remi MATUZAS**	**1:18.741**	09:53:48.863	1	Yamaha R1
24	**Callum MANLEY**	**1:12.498**	09:54:56.895	2	Kawasaki ZX10R
24	**Callum MANLEY**	**1:11.750**	09:56:08.643	3	Kawasaki ZX10R

Weather / Track : Cloudy / Dry

Donington Park National: 1.9790 miles
Date: 01/06/2024 Start: 09:52 Finish: 10:01

BMCRC - MRO Championships 2024 - Rnd 4 @ Donington National

Reactive Parts MRO Powerbikes inc Clubman 1000 & MRO Retro 1000

QUALIFYING - STATISTICS

CLASS : Ret_C

9 Starters

Fastest Lap History

NO	NAME	LAP TIME	TIME OF DAY	LAP	VEHICLE
99	**Steven BUTTERWORTH**	**1:17.049**	09:53:44.614	1	Yamaha R1
99	**Steven BUTTERWORTH**	**1:14.037**	09:54:58.650	2	Yamaha R1
99	**Steven BUTTERWORTH**	**1:12.679**	09:56:11.329	3	Yamaha R1

Weather / Track : Cloudy / Dry

Donington Park National: 1.9790 miles
Date: 01/06/2024 Start: 09:52 Finish: 10:01

BMCRC - MRO Championships 2024 - Rnd 4 @ Donington National

Reactive Parts MRO Powerbikes inc Clubman 1000 & MRO Retro 1000

QUALIFYING - STATISTICS

CLASS : Ret_N

1 Starters

Fastest Lap History

NO	NAME	LAP TIME	TIME OF DAY	LAP	VEHICLE
818	**Alex SYMON**	**1:21.664**	09:54:01.054	1	Kawasaki ZX10R
818	**Alex SYMON**	**1:15.715**	09:55:16.769	2	Kawasaki ZX10R
818	**Alex SYMON**	**1:14.416**	09:57:47.432	4	Kawasaki ZX10R

Weather / Track : Cloudy / Dry

Donington Park National: 1.9790 miles
Date: 01/06/2024 Start: 09:52 Finish: 10:01

MRO POWERBIKES | MRO CLUBMAN 1000 CUP | MRO RETRO 1000S

BMCRC - MRO Championships 2024 - Rnd 4 @ Donington National

Reactive Parts MRO Powerbikes inc Clubman 1000 & MRO Retro 1000

RACE 3 - GRID (7 Laps)

ROW 14						40	145	Jake MARSH
ROW 13			39	90	Aaren CARPENTER	38	63	Matthew WREN
						37	123	James VINCER
ROW 12	36	555	Tony DRISCOLL (1:35.436)	35	274	Stewart LATIMER (1:20.938)	34	243	Tony Le GALLEZ (1:20.255)
ROW 11	33	149	David WILKINS (1:19.486)	32	20	Connor SWYER (1:19.373)	31	23	Jason PAES (1:18.279)
ROW 10	30	169	Cory SMITH (1:18.113)	29	14	Hayden KILLWORTH (1:17.779)	28	116	Ade WALBRIDGE (1:17.547)
ROW 9	27	7	Seb JENKINS (1:17.350)	26	84	Martyn DELLOW (1:16.403)	25	333	Andrew HOUGHTON (1:16.352)
ROW 8	24	19	Tyler DONOVAN (1:16.302)	23	78	Jamie THOMAS (1:16.265)	22	29	David JAMES (1:15.983)
ROW 7	21	35	Joe MILES (1:15.906)	20	13	Daniel MERCER (1:15.581)	19	105	Dave LINDSAY (1:15.407)
ROW 6	18	18	Sigitas CERNIAUSKAS (1:15.247)	17	34	Ben CHEESEMAN (1:14.862)	16	188	Dawid KRAWIECKI (1:14.541)
ROW 5	15	818	Alex SYMON (1:14.416)	14	4	Remi MATUZAS (1:14.268)	13	38	Austen WEBSTER (1:14.102)
ROW 4	12	48	Aaron COLLINS (1:13.751)	11	271	Daniel JOHNSON (1:13.429)	10	223	Rafal KISYK (1:13.061)
ROW 3	9	99	Steven BUTTERWORTH (1:12.679)	8	152	Barry MANTELL (1:12.547)	7	80	Morgan CREASEY (1:12.253)
ROW 2	6	65	Peter BAKER (1:12.153)	5	49	Luke WALLINGTON (1:11.869)	4	173	Stephen DRAPER (1:11.860)
ROW 1	3	24	Callum MANLEY (1:11.750)	2	1	Nicky WILSON (1:11.370)	1	26	Josh WAINWRIGHT (1:10.722)

Pole

These results are provisional until the conclusion of any judicial and technical matters.

Donington Park National: 1.9790 miles

Clerk Of Course:	Stewards:	Timekeeper: Craig Smith	

Results can be found at www.tsl-timing.com

Printed - 10:07 Saturday, 01 June 2024

TSL SPORTS TIMING TIMING SOLUTIONS LTD

MRO POWERBIKES | MRO CLUBMAN 1000 CUP | MRO RETRO 1000S

BMCRC - MRO Championships 2024 - Rnd 4 @ Donington National

Reactive Parts MRO Powerbikes inc Clubman 1000 & MRO Retro 1000

RACE 3 - CLASSIFICATION

Race Distance: 7 Laps / 13.85 miles

POS	NO	CL	PIC	NAME	ENTRY	LAPS	TIME	GAP	DIFF	MPH	BEST	ON	GRD	↑↓
1	26		1	Josh WAINWRIGHT	Honda CBR1000 - JW MOT Centre	7	8:15.537			100.36	1:09.631	2	1	0
2	173		2	Stephen DRAPER	Kawasaki ZX10 -	7	8:21.190	5.653	5.653	99.23	1:10.722	4	4	2
3	1		3	Nicky WILSON	Suzuki GSXR 1000 - Demon GP/Haslemere Motorcycles	7	8:21.698	6.161	0.508	99.13	1:10.455	4	2	-1
4	99	Ret_C	1	Steven BUTTERWORTH	Yamaha R1 -	7	8:26.820	11.283	5.122	98.13	1:11.303	3	9	5
5	80	C	1	Morgan CREASEY	Suzuki GSXR 1000 K7 - Warics Ltd	7	8:31.523	15.986	4.703	97.23	1:11.297	2	7	2
6	65		4	Peter BAKER	Kawasaki ZX10R - TJ & Peter Baker M/C. Dodfrey engineeri	7	8:31.803	16.266	0.280	97.17	1:12.119	6	6	0
7	223	C	2	Rafal KISYK	Suzuki GSXR-1000 -	7	8:32.092	16.555	0.289	97.12	1:12.000	6	10	3
8	152		5	Barry MANTELL	Kawaskai ZX10R - Swedish car connection	7	8:35.399	19.862	3.307	96.49	1:12.293	5	8	0
9	818	Ret_N	1	Alex SYMON	Kawasaki ZX10R - MCW	7	8:37.123	21.586	1.724	96.17	1:12.247	2	15	6
10	188		6	Dawid KRAWIECKI	Yamaha R1 - Code Blue LTD & D A East Electrical	7	8:39.229	23.692	2.106	95.78	1:13.002	5	16	6
11	271		7	Daniel JOHNSON	BMW S1000 RR -	7	8:39.679	24.142	0.450	95.70	1:13.110	3	11	0
12	48	C	3	Aaron COLLINS	Bmw S1000RR - Precision installations	7	8:39.927	24.390	0.248	95.65	1:12.942	7	12	0
13	38		8	Austen WEBSTER	Kawasaki ZX10R - Ace Motorcycles	7	8:40.843	25.306	0.916	95.49	1:12.668	7	13	0
14	4	C	4	Remi MATUZAS	Yamaha R1 - SC MOTO	7	8:48.493	32.956	7.650	94.10	1:13.894	2	14	0
15	19	Ret_C	2	Tyler DONOVAN	- Tinder Corp	7	8:55.234	39.697	6.741	92.92	1:15.350	4	24	9
16	13	Ret_C	3	Daniel MERCER	Honda CBR1000RR - Merc&Co Racing, Apex2Apex promoti	7	8:55.612	40.075	0.378	92.85	1:15.030	5	20	4
17	18	C	5	Sigitas CERNIAUSKAS	Yamaha R1 - SC MOTO	7	8:57.313	41.776	1.701	92.56	1:14.560	7	18	1
18	78	Ret_C	4	Jamie THOMAS	Suzuki GSXR 1000 - Team RubyRacing	7	8:58.698	43.161	1.385	92.32	1:15.516	3	23	5
19	29	C	6	David JAMES	Yamaha R1 -	7	8:59.315	43.778	0.617	92.22	1:15.593	7	22	3
20	105	C	7	Dave LINDSAY	Yamaha R1 - TD racing	7	8:59.380	43.843	0.065	92.20	1:15.273	7	19	-1
21	116		9	Ade WALBRIDGE	Yamaha R1 - 3 Bridges Racing	7	9:00.581	45.044	1.201	92.00	1:15.670	4	28	7
22	7	C	8	Seb JENKINS	Yamaha YZF-R1 - TBR Performance	7	9:04.117	48.580	3.536	91.40	1:15.963	7	27	5
23	169	Ret_C	5	Cory SMITH	-	7	9:07.860	52.323	3.743	90.78	1:16.628	3	30	7
24	333		10	Andrew HOUGHTON	BMW S1000RR - Techoir	7	9:09.155	53.618	1.295	90.56	1:16.151	6	25	1
25	123	C	9	James VINCER	Suzuki GSXR R - John Butcher Bros	7	9:11.155	55.618	2.000	90.23	1:16.238	7	37	12
26	149	C	10	David WILKINS	Yamaha R1 - TwoClicksOut Racing	7	9:11.324	55.787	0.169	90.21	1:16.897	6	33	7
27	23	C	11	Jason PAES	Aprilia RSV4 - J&R Electrical Ltd	7	9:14.113	58.576	2.789	89.75	1:17.226	6	31	4
28	14	Ret_C	6	Hayden KILLWORTH	Suzuki GSXR 1000 - GreenPlantUK - H11xy - Helmet City	7	9:14.776	59.239	0.663	89.65	1:17.294	6	29	1
29	243	Ret_C	7	Tony Le GALLEZ	Kawasaki ZX10R - Guttersnipe	7	9:17.754	1:02.217	2.978	89.17	1:17.752	6	34	5
30	20	Ret_C	8	Connor SWYER	SUZUKI GSXR 1000 K6 - WSC Performace & lleithyr farm &	7	9:25.805	1:10.268	8.051	87.90	1:18.708	6	32	2
31	274		11	Stewart LATIMER	SUZUKI GSXR1000 RR - Fat Bloke Racing RR	7	9:25.870	1:10.333	0.065	87.89	1:18.407	7	35	4
32	555	Ret_C	9	Tony DRISCOLL	Yamaha R1 -	6	9:00.601	1 Lap	1 Lap	78.82	1:26.819	5	36	4

FASTEST LAP

26		Josh WAINWRIGHT	Honda CBR1000 - JW MOT Centre	2	1:09.631	102.31 mph	164.66 kph
80	C	Morgan CREASEY	Suzuki GSXR 1000 K7 - Warics Ltd	2	1:11.297	99.92 mph	160.82 kph
99	Ret_C	Steven BUTTERWORTH	Yamaha R1 -	3	1:11.303	99.92 mph	160.80 kph
818	Ret_N	Alex SYMON	Kawasaki ZX10R - MCW	2	1:12.247	98.61 mph	158.70 kph

Comments:
Class - 92.5% of Race Speed = 92.83 mph
Class Ret_C - 92.5% of Race Speed = 90.77 mph
Class C - 92.5% of Race Speed = 89.93 mph
Class Ret_N - 92.5% of Race Speed = 88.95 mph

Weather / Track : Cloudy / Dry
These results are provisional until the conclusion of any judicial and technical matters.

Date: 01/06/2024 Start: 13:48 Finish: 13:56
Donington Park National: 1.9790 miles

Clerk Of Course:	Stewards:	Timekeeper: Craig Smith	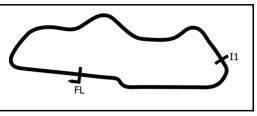

Results can be found at www.tsl-timing.com

Printed - 13:59 Saturday, 01 June 2024

TSL SPORTS TIMING TIMING SOLUTIONS LTD

BMCRC - MRO Championships 2024 - Rnd 4 @ Donington National

Reactive Parts MRO Powerbikes inc Clubman 1000 & MRO Retro 1000

RACE 3 - LAP CHART

LAP 1 @ 13:49:27.885

NO	BEHIND	LAP TIME
26		1:13.683
173	1.224	1:14.907
1	1.682	1:15.365
99	2.446	1:16.129
80	2.776	1:16.459
818	3.604	1:17.287
65	3.955	1:17.638
152	4.393	1:18.076
223	4.643	1:18.326
188	4.991	1:18.674
271	5.885	1:19.568
48	6.440	1:20.123
4	6.937	1:20.620
29	7.394	1:21.077
38	7.710	1:21.393
19	8.097	1:21.780
13	8.718	1:22.401
78	9.641	1:23.324
18	9.895	1:23.578
105	10.098	1:23.781
116	10.544	1:24.227
7	10.687	1:24.370
149	11.455	1:25.138
169	11.765	1:25.448
23	12.321	1:26.004
123	13.099	1:26.782
333	13.460	1:27.143
14	14.253	1:27.936
243	14.508	1:28.191
20	15.320	1:29.003
274	15.665	1:29.348
555	21.271	1:34.954

LAP 2 @ 13:50:37.516

NO	BEHIND	LAP TIME
26		1:09.631
173	2.722	1:11.129
1	2.870	1:10.819
99	4.147	1:11.332
80	4.442	1:11.297
818	6.220	1:12.247
65	6.565	1:12.241
223	7.356	1:12.344
152	7.577	1:12.815
188	8.690	1:13.330
271	9.372	1:13.118
48	10.242	1:13.433
4	11.200	1:13.894
38	11.772	1:13.693
19	14.008	1:15.542
29	14.256	1:16.493
13	15.030	1:15.943
78	15.813	1:15.803
18	16.251	1:15.987
105	16.675	1:16.208
116	17.414	1:16.501
7	17.850	1:16.794
169	19.379	1:17.245
149	20.215	1:18.391
23	20.632	1:17.942
123	20.899	1:17.431
333	21.114	1:17.285
14	22.470	1:17.848
243	23.463	1:18.586
20	26.398	1:20.709
274	26.892	1:20.858
555	43.408	1:31.768

LAP 3 @ 13:51:47.278

NO	BEHIND	LAP TIME
26		1:09.762
1	3.705	1:10.597
173	3.963	1:11.003
99	5.688	1:11.303
80	6.075	1:11.395
65	9.394	1:12.591
223	10.030	1:12.436
818	10.169	1:13.711
152	10.636	1:12.821
188	12.216	1:13.288
271	12.720	1:13.110
48	13.473	1:12.993
38	15.858	1:13.848
4	16.473	1:15.035
19	19.870	1:15.624
29	20.567	1:16.073
13	20.881	1:15.613
78	21.567	1:15.516
105	22.328	1:15.415
18	22.956	1:16.467
116	23.498	1:15.846
7	25.435	1:17.347
169	26.245	1:16.628
149	28.688	1:18.235
123	28.897	1:17.760
23	29.518	1:18.648
333	29.588	1:18.236
14	30.639	1:17.931
243	32.327	1:18.626
20	36.672	1:20.036
274	37.081	1:19.951
555	1:03.994	1:30.348

LAP 4 @ 13:52:57.356

NO	BEHIND	LAP TIME
26		1:10.078
1	4.082	1:10.455
173	4.607	1:10.722
99	7.554	1:11.944
80	7.803	1:11.806
65	11.473	1:12.157
223	12.055	1:12.103
152	13.673	1:13.115
818	13.801	1:13.710
188	16.046	1:13.908
271	16.266	1:13.624
48	16.845	1:13.450
38	18.684	1:12.904
4	21.362	1:14.967
19	25.142	1:15.350
13	26.754	1:15.951
29	27.182	1:16.693
78	27.569	1:16.080
105	28.085	1:15.835
18	28.167	1:15.289
116	29.090	1:15.670
7	32.121	1:16.764
169	32.928	1:16.761
123	36.087	1:17.268
149	36.557	1:17.947
333	36.640	1:17.130
23	38.188	1:18.748
14	38.823	1:18.262
243	40.718	1:18.469
20	46.223	1:19.629
274	46.512	1:19.509

LAP 5 @ 13:54:08.078

NO	BEHIND	LAP TIME
26		1:10.722
173	4.980	1:11.095
1	5.146	1:11.786
99	8.690	1:11.858
80	9.138	1:12.057
555	1 Lap	1:29.131
65	13.300	1:12.549
223	13.595	1:12.262
152	15.244	1:12.293
818	16.686	1:13.607
188	18.326	1:13.002
271	18.800	1:13.256
48	19.324	1:13.201
38	20.824	1:12.862
4	24.899	1:14.259
19	30.408	1:15.988
13	31.062	1:15.030
78	33.142	1:16.295
18	33.924	1:16.479
29	34.092	1:17.632
105	34.369	1:17.006
116	35.102	1:16.734
7	38.016	1:16.617
169	39.032	1:16.826
333	42.958	1:17.040
123	43.387	1:18.022
149	43.544	1:17.709
23	45.515	1:18.049
14	46.151	1:18.050
243	48.301	1:18.305
20	54.337	1:18.836
274	54.672	1:18.882

LAP 6 @ 13:55:18.191

NO	BEHIND	LAP TIME
26		1:10.113
173	6.166	1:11.299
1	6.467	1:11.434
99	10.763	1:12.186
80	13.641	1:14.616
65	15.306	1:12.119
223	15.482	1:12.000
152	18.488	1:13.357
818	19.731	1:13.158
188	22.088	1:13.875
271	22.474	1:13.787
48	22.996	1:13.785
38	24.186	1:13.475
555	1 Lap	1:26.819
4	29.136	1:14.350
19	35.693	1:15.398
13	36.362	1:15.413
78	38.648	1:15.619
18	38.764	1:14.953
29	39.733	1:15.754
105	40.118	1:15.862
116	40.739	1:15.750
7	44.165	1:16.262
169	45.986	1:17.067
333	48.996	1:16.151
149	50.328	1:16.897
123	50.928	1:17.654
23	52.628	1:17.226
14	53.332	1:17.294
243	55.940	1:17.752
20	1:02.932	1:18.708
274	1:03.474	1:18.915

LAP 7 @ 13:56:29.739

NO	BEHIND	LAP TIME
26		1:11.548
173	5.653	1:11.035
1	6.161	1:11.242
99	11.283	1:12.068
80	15.986	1:13.893
65	16.266	1:12.508
223	16.555	1:12.621
152	19.862	1:12.922
818	21.586	1:13.403
188	23.692	1:13.152
271	24.142	1:13.216
48	24.390	1:12.942
38	25.306	1:12.668
4	32.956	1:15.368
19	39.697	1:15.552
13	40.075	1:15.261
18	41.776	1:14.560
78	43.161	1:16.061
29	43.778	1:15.593
105	43.843	1:15.273
116	45.044	1:15.853
555	1 Lap	1:27.581
7	48.580	1:15.963
169	52.323	1:17.885
333	53.618	1:16.170
123	55.618	1:16.238
149	55.787	1:17.007
23	58.576	1:17.496
14	59.239	1:17.455
243	1:02.217	1:17.825
20	1:10.268	1:18.884
274	1:10.333	1:18.407

Weather / Track : Cloudy / Dry

Donington Park National: 1.9790 miles
Date: 01/06/2024 Start: 13:48 Finish: 13:56

Results can be found at www.tsl-timing.com

Printed - 13:59 Saturday, 01 June 2024

BMCRC - MRO Championships 2024 - Rnd 4 @ Donington National

Reactive Parts MRO Powerbikes inc Clubman 1000 & MRO Retro 1000

RACE 3 - POSITION CHART

No	Name	Lap Pos	1	2	3	4	5	6	7
26	WAINWRIGHT	1	26	26	26	26	26	26	26
1	WILSON	2	173	173	1	1	173	173	173
173	DRAPER	3	1	1	173	173	1	1	1
65	BAKER	4	99	99	99	99	99	99	99
80	CREASEY	5	80	80	80	80	80	80	80
152	MANTELL	6	818	818	65	65	65	65	65
99	BUTTERWORTH	7	65	65	223	223	223	223	223
223	KISYK	8	152	223	818	152	152	152	152
271	JOHNSON	9	223	152	152	818	818	818	818
48	COLLINS	10	188	188	188	188	188	188	188
38	WEBSTER	11	271	271	271	271	271	271	271
4	MATUZAS	12	48	48	48	48	48	48	48
818	SYMON	13	4	4	38	38	38	38	38
188	KRAWIECKI	14	29	38	4	4	4	4	4
18	CERNIAUSKAS	15	38	19	19	19	19	19	19
105	LINDSAY	16	19	29	29	13	13	13	13
13	MERCER	17	13	13	13	29	78	78	18
29	JAMES	18	78	78	78	78	18	18	78
78	THOMAS	19	18	18	105	105	29	29	29
19	DONOVAN	20	105	105	18	18	105	105	105
333	HOUGHTON	21	116	116	116	116	116	116	116
7	JENKINS	22	7	7	7	7	7	7	7
116	WALBRIDGE	23	149	169	169	169	169	169	169
14	KILLWORTH	24	169	149	149	123	333	333	333
169	SMITH	25	23	23	123	149	123	149	123
23	PAES	26	123	123	23	333	149	123	149
20	SWYER	27	333	333	333	23	23	23	23
149	WILKINS	28	14	14	14	14	14	14	14
243	GALLEZ	29	243	243	243	243	243	243	243
274	LATIMER	30	20	20	20	20	20	20	20
555	DRISCOLL	31	274	274	274	274	274	274	274
123	VINCER	32	555	555	555	555	555	555	

Weather / Track : Cloudy / Dry

Donington Park National: 1.9790 miles
Date: 01/06/2024 Start: 13:48 Finish: 13:56

Results can be found at www.tsl-timing.com

Printed - 13:59 Saturday, 01 June 2024

BMCRC - MRO Championships 2024 - Rnd 4 @ Donington National

Reactive Parts MRO Powerbikes inc Clubman 1000 & MRO Retro 1000

RACE 3 - SECTOR ANALYSIS

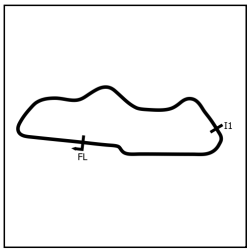

SECTOR 1 = FL to I1, SECTOR 2 = I1 to FL, DIFF = Difference To Personal Best Lap, P = Crossed Finish Line in Pit Lane, D = Time Disallowed

P1 26 Josh WAINWRIGHT — Honda CBR1000 - JW MOT Centre

IDEAL LAP TIME : 1:09.615 BEST LAP TIME : 1:09.631 DIFFERENCE : 0.016

LAP	SECTOR 1	SECTOR 2	LAP TIME	MPH	DIFF	TIME OF DAY
1 -		24.348	1:13.683	96.69	4.052	13:49:27.885
2 -	45.469	***24.162***	***1:09.631 (1)***	***102.31***		***13:50:37.516***
3 -	***45.453***	24.309	1:09.762 (2)	102.12	0.131	13:51:47.278
4 -	45.629	24.449	1:10.078 (3)	101.66	0.447	13:52:57.356
5 -	46.125	24.597	1:10.722	100.74	1.091	13:54:08.078
6 -	45.663	24.450	1:10.113	101.61	0.482	13:55:18.191
7 -	46.129	25.419	1:11.548	99.57	1.917	13:56:29.739

P2 173 Stephen DRAPER — Kawasaki ZX10 -

IDEAL LAP TIME : 1:10.722 BEST LAP TIME : 1:10.722 DIFFERENCE : 0.000

LAP	SECTOR 1	SECTOR 2	LAP TIME	MPH	DIFF	TIME OF DAY
1 -		24.920	1:14.907	95.11	4.185	13:49:29.109
2 -	46.456	24.673	1:11.129	100.16	0.407	13:50:40.238
3 -	46.432	24.571	1:11.003 (2)	100.34	0.281	13:51:51.241
4 -	***46.206***	***24.516***	***1:10.722 (1)***	***100.74***		***13:53:01.963***
5 -	46.239	24.856	1:11.095	100.21	0.373	13:54:13.058
6 -	46.496	24.803	1:11.299	99.92	0.577	13:55:24.357
7 -	46.279	24.756	1:11.035 (3)	100.29	0.313	13:56:35.392

P3 1 Nicky WILSON — Suzuki GSXR 1000 - Demon GP/Haslemere Motorcycles

IDEAL LAP TIME : 1:10.450 BEST LAP TIME : 1:10.455 DIFFERENCE : 0.005

LAP	SECTOR 1	SECTOR 2	LAP TIME	MPH	DIFF	TIME OF DAY
1 -		24.972	1:15.365	94.53	4.910	13:49:29.567
2 -	46.164	24.655	1:10.819 (3)	100.60	0.364	13:50:40.386
3 -	45.945	***24.652***	1:10.597 (2)	100.91	0.142	13:51:50.983
4 -	***45.798***	24.657	***1:10.455 (1)***	***101.12***		***13:53:01.438***
5 -	46.604	25.182	1:11.786	99.24	1.331	13:54:13.224
6 -	46.589	24.845	1:11.434	99.73	0.979	13:55:24.658
7 -	46.315	24.927	1:11.242	100.00	0.787	13:56:35.900

P4 99 Ret_C Steven BUTTERWORTH — Yamaha R1 -

IDEAL LAP TIME : 1:11.198 BEST LAP TIME : 1:11.303 DIFFERENCE : 0.105

LAP	SECTOR 1	SECTOR 2	LAP TIME	MPH	DIFF	TIME OF DAY
1 -		25.059	1:16.129	93.58	4.826	13:49:30.331
2 -	***46.325***	25.007	1:11.332 (2)	99.88	0.029	13:50:41.663
3 -	46.430	***24.873***	***1:11.303 (1)***	***99.92***		***13:51:52.966***
4 -	46.965	24.979	1:11.944	99.03	0.641	13:53:04.910
5 -	46.848	25.010	1:11.858 (3)	99.14	0.555	13:54:16.768
6 -	46.926	25.260	1:12.186	98.69	0.883	13:55:28.954
7 -	46.870	25.198	1:12.068	98.85	0.765	13:56:41.022

P5 80 C Morgan CREASEY — Suzuki GSXR 1000 K7 - Warics Ltd

IDEAL LAP TIME : 1:11.177 BEST LAP TIME : 1:11.297 DIFFERENCE : 0.120

LAP	SECTOR 1	SECTOR 2	LAP TIME	MPH	DIFF	TIME OF DAY
1 -		25.049	1:16.459	93.18	5.162	13:49:30.661
2 -	***46.239***	25.058	***1:11.297 (1)***	***99.92***		***13:50:41.958***
3 -	46.457	***24.938***	1:11.395 (2)	99.79	0.098	13:51:53.353
4 -	46.767	25.039	1:11.806 (3)	99.22	0.509	13:53:05.159
5 -	46.890	25.167	1:12.057	98.87	0.760	13:54:17.216
6 -	46.679	27.937	1:14.616	95.48	3.319	13:55:31.832
7 -	48.471	25.422	1:13.893	96.41	2.596	13:56:45.725

Weather / Track : Cloudy / Dry

Donington Park National: 1.9790 miles
Date: 01/06/2024 Start: 13:48 Finish: 13:56

BMCRC - MRO Championships 2024 - Rnd 4 @ Donington National

Reactive Parts MRO Powerbikes inc Clubman 1000 & MRO Retro 1000

RACE 3 - SECTOR ANALYSIS

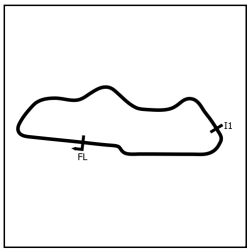

SECTOR 1 = FL to I1, SECTOR 2 = I1 to FL, DIFF = Difference To Personal Best Lap, P = Crossed Finish Line in Pit Lane, D = Time Disallowed

P6 65 Peter BAKER — Kawasaki ZX10R - TJ & Peter Baker M/C. Dodfrey engineering

IDEAL LAP TIME : 1:11.852 BEST LAP TIME : 1:12.119 DIFFERENCE : 0.267

LAP	SECTOR 1	SECTOR 2	LAP TIME	MPH	DIFF	TIME OF DAY
1 -		25.378	1:17.638	91.76	5.519	13:49:31.840
2 -	47.122	25.119	1:12.241 (3)	98.62	0.122	13:50:44.081
3 -	47.388	25.203	1:12.591	98.14	0.472	13:51:56.672
4 -	47.085	***25.072***	1:12.157 (2)	98.73	0.038	13:53:08.829
5 -	47.224	25.325	1:12.549	98.20	0.430	13:54:21.378
6 -	***46.780***	25.339	***1:12.119 (1)***	***98.79***		***13:55:33.497***
7 -	47.137	25.371	1:12.508	98.26	0.389	13:56:46.005

P7 223 C Rafal KISYK — Suzuki GSXR-1000 -

IDEAL LAP TIME : 1:11.958 BEST LAP TIME : 1:12.000 DIFFERENCE : 0.042

LAP	SECTOR 1	SECTOR 2	LAP TIME	MPH	DIFF	TIME OF DAY
1 -		25.402	1:18.326	90.96	6.326	13:49:32.528
2 -	47.189	25.155	1:12.344	98.48	0.344	13:50:44.872
3 -	47.162	25.274	1:12.436	98.35	0.436	13:51:57.308
4 -	***46.899***	25.204	1:12.103 (2)	98.81	0.103	13:53:09.411
5 -	46.921	25.341	1:12.262 (3)	98.59	0.262	13:54:21.673
6 -	46.941	***25.059***	***1:12.000 (1)***	***98.95***		***13:55:33.673***
7 -	47.279	25.342	1:12.621	98.10	0.621	13:56:46.294

P8 152 Barry MANTELL — Kawaskai ZX10R - Swedish car connection

IDEAL LAP TIME : 1:12.293 BEST LAP TIME : 1:12.293 DIFFERENCE : 0.000

LAP	SECTOR 1	SECTOR 2	LAP TIME	MPH	DIFF	TIME OF DAY
1 -		25.597	1:18.076	91.25	5.783	13:49:32.278
2 -	47.135	25.680	1:12.815 (2)	97.84	0.522	13:50:45.093
3 -	47.187	25.634	1:12.821 (3)	97.83	0.528	13:51:57.914
4 -	47.302	25.813	1:13.115	97.44	0.822	13:53:11.029
5 -	***46.870***	***25.423***	***1:12.293 (1)***	***98.55***		***13:54:23.322***
6 -	47.812	25.545	1:13.357	97.12	1.064	13:55:36.679
7 -	47.362	25.560	1:12.922	97.70	0.629	13:56:49.601

P9 818 Ret_N Alex SYMON — Kawasaki ZX10R - MCW

IDEAL LAP TIME : 1:12.247 BEST LAP TIME : 1:12.247 DIFFERENCE : 0.000

LAP	SECTOR 1	SECTOR 2	LAP TIME	MPH	DIFF	TIME OF DAY
1 -		25.309	1:17.287	92.18	5.040	13:49:31.489
2 -	***47.057***	***25.190***	***1:12.247 (1)***	***98.61***		***13:50:43.736***
3 -	48.047	25.664	1:13.711	96.65	1.464	13:51:57.447
4 -	47.617	26.093	1:13.710	96.65	1.463	13:53:11.157
5 -	48.027	25.580	1:13.607	96.79	1.360	13:54:24.764
6 -	47.713	25.445	1:13.158 (2)	97.38	0.911	13:55:37.922
7 -	47.944	25.459	1:13.403 (3)	97.06	1.156	13:56:51.325

P10 188 Dawid KRAWIECKI — Yamaha R1 - Code Blue LTD & D A East Electrical

IDEAL LAP TIME : 1:12.743 BEST LAP TIME : 1:13.002 DIFFERENCE : 0.259

LAP	SECTOR 1	SECTOR 2	LAP TIME	MPH	DIFF	TIME OF DAY
1 -		***25.377***	1:18.674	90.55	5.672	13:49:32.876
2 -	47.647	25.683	1:13.330	97.15	0.328	13:50:46.206
3 -	47.571	25.717	1:13.288 (3)	97.21	0.286	13:51:59.494
4 -	48.050	25.858	1:13.908	96.39	0.906	13:53:13.402
5 -	***47.366***	25.636	***1:13.002 (1)***	***97.59***		***13:54:26.404***
6 -	48.222	25.653	1:13.875	96.44	0.873	13:55:40.279
7 -	47.518	25.634	1:13.152 (2)	97.39	0.150	13:56:53.431

BMCRC - MRO Championships 2024 - Rnd 4 @ Donington National

Reactive Parts MRO Powerbikes inc Clubman 1000 & MRO Retro 1000

RACE 3 - SECTOR ANALYSIS

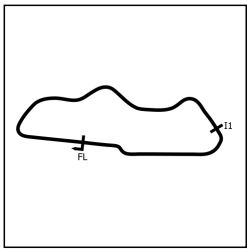

SECTOR 1 = FL to I1, SECTOR 2 = I1 to FL, DIFF = Difference To Personal Best Lap, P = Crossed Finish Line in Pit Lane, D = Time Disallowed

P11 271 Daniel JOHNSON BMW S1000 RR -

IDEAL LAP TIME : 1:13.002 BEST LAP TIME : 1:13.110 DIFFERENCE : 0.108

LAP	SECTOR 1	SECTOR 2	LAP TIME	MPH	DIFF	TIME OF DAY
1 -		25.495	1:19.568	89.54	6.458	13:49:33.770
2 -	47.920	***25.198***	1:13.118 **(2)**	97.44	0.008	13:50:46.888
3 -	47.877	25.233	***1:13.110*** **(1)**	***97.45***		***13:51:59.998***
4 -	48.261	25.363	1:13.624	96.77	0.514	13:53:13.622
5 -	47.934	25.322	1:13.256	97.25	0.146	13:54:26.878
6 -	48.208	25.579	1:13.787	96.55	0.677	13:55:40.665
7 -	***47.804***	25.412	1:13.216 **(3)**	97.30	0.106	13:56:53.881

P12 48 C Aaron COLLINS Bmw S1000RR - Precision installations

IDEAL LAP TIME : 1:12.765 BEST LAP TIME : 1:12.942 DIFFERENCE : 0.177

LAP	SECTOR 1	SECTOR 2	LAP TIME	MPH	DIFF	TIME OF DAY
1 -		25.981	1:20.123	88.92	7.181	13:49:34.325
2 -	47.835	25.598	1:13.433	97.02	0.491	13:50:47.758
3 -	***47.244***	25.749	1:12.993 **(2)**	97.60	0.051	13:52:00.751
4 -	47.672	25.778	1:13.450	96.99	0.508	13:53:14.201
5 -	47.680	***25.521***	1:13.201 **(3)**	97.32	0.259	13:54:27.402
6 -	48.095	25.690	1:13.785	96.55	0.843	13:55:41.187
7 -	47.390	25.552	***1:12.942*** **(1)**	***97.67***		***13:56:54.129***

P13 38 Austen WEBSTER Kawasaki ZX10R - Ace Motorcycles

IDEAL LAP TIME : 1:12.668 BEST LAP TIME : 1:12.668 DIFFERENCE : 0.000

LAP	SECTOR 1	SECTOR 2	LAP TIME	MPH	DIFF	TIME OF DAY
1 -		26.321	1:21.393	87.53	8.725	13:49:35.595
2 -	47.939	25.754	1:13.693	96.68	1.025	13:50:49.288
3 -	48.261	25.587	1:13.848	96.47	1.180	13:52:03.136
4 -	47.649	25.255	1:12.904 **(3)**	97.72	0.236	13:53:16.040
5 -	47.528	25.334	1:12.862 **(2)**	97.78	0.194	13:54:28.902
6 -	48.039	25.436	1:13.475	96.96	0.807	13:55:42.377
7 -	***47.444***	***25.224***	***1:12.668*** **(1)**	***98.04***		***13:56:55.045***

P14 4 C Remi MATUZAS Yamaha R1 - SC MOTO

IDEAL LAP TIME : 1:13.883 BEST LAP TIME : 1:13.894 DIFFERENCE : 0.011

LAP	SECTOR 1	SECTOR 2	LAP TIME	MPH	DIFF	TIME OF DAY
1 -		25.908	1:20.620	88.37	6.726	13:49:34.822
2 -	48.380	***25.514***	***1:13.894*** **(1)**	***96.41***		***13:50:48.716***
3 -	48.864	26.171	1:15.035	94.95	1.141	13:52:03.751
4 -	49.210	25.757	1:14.967	95.03	1.073	13:53:18.718
5 -	48.490	25.769	1:14.259 **(2)**	95.94	0.365	13:54:32.977
6 -	***48.369***	25.981	1:14.350 **(3)**	95.82	0.456	13:55:47.327
7 -	48.732	26.636	1:15.368	94.53	1.474	13:57:02.695

P15 19 Ret_C Tyler DONOVAN - Tinder Corp

IDEAL LAP TIME : 1:15.284 BEST LAP TIME : 1:15.350 DIFFERENCE : 0.066

LAP	SECTOR 1	SECTOR 2	LAP TIME	MPH	DIFF	TIME OF DAY
1 -		26.387	1:21.780	87.11	6.430	13:49:35.982
2 -	49.091	26.451	1:15.542 **(3)**	94.31	0.192	13:50:51.524
3 -	49.209	26.415	1:15.624	94.21	0.274	13:52:07.148
4 -	***49.006***	26.344	***1:15.350*** **(1)**	***94.55***		***13:53:22.498***
5 -	49.592	26.396	1:15.988	93.76	0.638	13:54:38.486
6 -	49.051	26.347	1:15.398 **(2)**	94.49	0.048	13:55:53.884
7 -	49.274	***26.278***	1:15.552	94.30	0.202	13:57:09.436

BMCRC - MRO Championships 2024 - Rnd 4 @ Donington National

Reactive Parts MRO Powerbikes inc Clubman 1000 & MRO Retro 1000

RACE 3 - SECTOR ANALYSIS

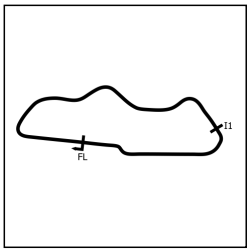

SECTOR 1 = FL to I1, SECTOR 2 = I1 to FL, DIFF = Difference To Personal Best Lap, P = Crossed Finish Line in Pit Lane, D = Time Disallowed

P16 13 Ret_C Daniel MERCER — Honda CBR1000RR - Merc&Co Racing, Apex2Apex promotions

IDEAL LAP TIME : 1:14.816 BEST LAP TIME : 1:15.030 DIFFERENCE : 0.214

LAP	SECTOR 1	SECTOR 2	LAP TIME	MPH	DIFF	TIME OF DAY
1 -		26.619	1:22.401	86.46	7.371	13:49:36.603
2 -	49.379	26.564	1:15.943	93.81	0.913	13:50:52.546
3 -	49.323	26.290	1:15.613	94.22	0.583	13:52:08.159
4 -	49.738	26.213	1:15.951	93.80	0.921	13:53:24.110
5 -	***48.986***	26.044	***1:15.030*** **(1)**	***94.95***		***13:54:39.140***
6 -	49.202	26.211	1:15.413 **(3)**	94.47	0.383	13:55:54.553
7 -	49.431	***25.830***	1:15.261 **(2)**	94.66	0.231	13:57:09.814

P17 18 C Sigitas CERNIAUSKAS — Yamaha R1 - SC MOTO

IDEAL LAP TIME : 1:14.560 BEST LAP TIME : 1:14.560 DIFFERENCE : 0.000

LAP	SECTOR 1	SECTOR 2	LAP TIME	MPH	DIFF	TIME OF DAY
1 -		27.096	1:23.578	85.24	9.018	13:49:37.780
2 -	49.929	26.058	1:15.987	93.76	1.427	13:50:53.767
3 -	49.914	26.553	1:16.467	93.17	1.907	13:52:10.234
4 -	49.123	26.166	1:15.289 **(3)**	94.63	0.729	13:53:25.523
5 -	50.223	26.256	1:16.479	93.15	1.919	13:54:42.002
6 -	48.912	26.041	1:14.953 **(2)**	95.05	0.393	13:55:56.955
7 -	***48.840***	***25.720***	***1:14.560*** **(1)**	***95.55***		***13:57:11.515***

P18 78 Ret_C Jamie THOMAS — Suzuki GSXR 1000 - Team RubyRacing

IDEAL LAP TIME : 1:15.283 BEST LAP TIME : 1:15.516 DIFFERENCE : 0.233

LAP	SECTOR 1	SECTOR 2	LAP TIME	MPH	DIFF	TIME OF DAY
1 -		26.810	1:23.324	85.50	7.808	13:49:37.526
2 -	49.147	26.656	1:15.803 **(3)**	93.98	0.287	13:50:53.329
3 -	49.233	***26.283***	***1:15.516*** **(1)**	***94.34***		***13:52:08.845***
4 -	49.448	26.632	1:16.080	93.64	0.564	13:53:24.925
5 -	49.819	26.476	1:16.295	93.38	0.779	13:54:41.220
6 -	***49.000***	26.619	1:15.619 **(2)**	94.21	0.103	13:55:56.839
7 -	49.624	26.437	1:16.061	93.67	0.545	13:57:12.900

P19 29 C David JAMES — Yamaha R1 -

IDEAL LAP TIME : 1:15.349 BEST LAP TIME : 1:15.593 DIFFERENCE : 0.244

LAP	SECTOR 1	SECTOR 2	LAP TIME	MPH	DIFF	TIME OF DAY
1 -		26.537	1:21.077	87.87	5.484	13:49:35.279
2 -	49.622	26.871	1:16.493	93.14	0.900	13:50:51.772
3 -	49.602	26.471	1:16.073 **(3)**	93.65	0.480	13:52:07.845
4 -	49.743	26.950	1:16.693	92.89	1.100	13:53:24.538
5 -	51.032	26.600	1:17.632	91.77	2.039	13:54:42.170
6 -	49.490	***26.264***	1:15.754 **(2)**	94.04	0.161	13:55:57.924
7 -	***49.085***	26.508	***1:15.593*** **(1)**	***94.25***		***13:57:13.517***

P20 105 C Dave LINDSAY — Yamaha R1 - TD racing

IDEAL LAP TIME : 1:14.979 BEST LAP TIME : 1:15.273 DIFFERENCE : 0.294

LAP	SECTOR 1	SECTOR 2	LAP TIME	MPH	DIFF	TIME OF DAY
1 -		26.854	1:23.781	85.03	8.508	13:49:37.983
2 -	50.066	26.142	1:16.208	93.48	0.935	13:50:54.191
3 -	49.420	***25.995***	1:15.415 **(2)**	94.47	0.142	13:52:09.606
4 -	49.215	26.620	1:15.835 **(3)**	93.94	0.562	13:53:25.441
5 -	50.569	26.437	1:17.006	92.52	1.733	13:54:42.447
6 -	49.564	26.298	1:15.862	93.91	0.589	13:55:58.309
7 -	***48.984***	26.289	***1:15.273*** **(1)**	***94.65***		***13:57:13.582***

BMCRC - MRO Championships 2024 - Rnd 4 @ Donington National

Reactive Parts MRO Powerbikes inc Clubman 1000 & MRO Retro 1000

RACE 3 - SECTOR ANALYSIS

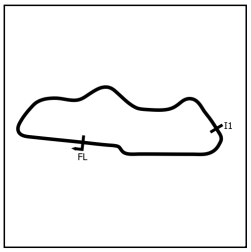

SECTOR 1 = FL to I1, SECTOR 2 = I1 to FL, DIFF = Difference To Personal Best Lap, P = Crossed Finish Line in Pit Lane, D = Time Disallowed

P21 116 Ade WALBRIDGE Yamaha R1 - 3 Bridges Racing

IDEAL LAP TIME : 1:15.385 BEST LAP TIME : 1:15.670 DIFFERENCE : 0.285

LAP	SECTOR 1	SECTOR 2	LAP TIME	MPH	DIFF	TIME OF DAY
1 -		26.835	1:24.227	84.58	8.557	13:49:38.429
2 -	49.931	26.570	1:16.501	93.13	0.831	13:50:54.930
3 -	49.203	26.643	1:15.846 (3)	93.93	0.176	13:52:10.776
4 -	49.482	***26.188***	***1:15.670 (1)***	***94.15***		***13:53:26.446***
5 -	49.924	26.810	1:16.734	92.84	1.064	13:54:43.180
6 -	49.369	26.381	1:15.750 (2)	94.05	0.080	13:55:58.930
7 -	***49.197***	26.656	1:15.853	93.92	0.183	13:57:14.783

P22 7 C Seb JENKINS Yamaha YZF-R1 - TBR Performance

IDEAL LAP TIME : 1:15.726 BEST LAP TIME : 1:15.963 DIFFERENCE : 0.237

LAP	SECTOR 1	SECTOR 2	LAP TIME	MPH	DIFF	TIME OF DAY
1 -		26.764	1:24.370	84.44	8.407	13:49:38.572
2 -	50.369	26.425	1:16.794	92.77	0.831	13:50:55.366
3 -	50.483	26.864	1:17.347	92.11	1.384	13:52:12.713
4 -	50.084	26.680	1:16.764	92.81	0.801	13:53:29.477
5 -	50.094	26.523	1:16.617 (3)	92.99	0.654	13:54:46.094
6 -	50.325	***25.937***	1:16.262 (2)	93.42	0.299	13:56:02.356
7 -	***49.789***	26.174	***1:15.963 (1)***	***93.79***		***13:57:18.319***

P23 169 Ret_C Cory SMITH -

IDEAL LAP TIME : 1:16.439 BEST LAP TIME : 1:16.628 DIFFERENCE : 0.189

LAP	SECTOR 1	SECTOR 2	LAP TIME	MPH	DIFF	TIME OF DAY
1 -		27.233	1:25.448	83.37	8.820	13:49:39.650
2 -	50.413	26.832	1:17.245	92.23	0.617	13:50:56.895
3 -	49.830	***26.798***	***1:16.628 (1)***	***92.97***		***13:52:13.523***
4 -	***49.641***	27.120	1:16.761 (2)	92.81	0.133	13:53:30.284
5 -	49.860	26.966	1:16.826 (3)	92.73	0.198	13:54:47.110
6 -	50.134	26.933	1:17.067	92.44	0.439	13:56:04.177
7 -	50.666	27.219	1:17.885	91.47	1.257	13:57:22.062

P24 333 Andrew HOUGHTON BMW S1000RR - Techoir

IDEAL LAP TIME : 1:15.994 BEST LAP TIME : 1:16.151 DIFFERENCE : 0.157

LAP	SECTOR 1	SECTOR 2	LAP TIME	MPH	DIFF	TIME OF DAY
1 -		26.819	1:27.143	81.75	10.992	13:49:41.345
2 -	50.891	26.394	1:17.285	92.18	1.134	13:50:58.630
3 -	51.595	26.641	1:18.236	91.06	2.085	13:52:16.866
4 -	50.601	26.529	1:17.130	92.37	0.979	13:53:33.996
5 -	50.773	26.267	1:17.040 (3)	92.47	0.889	13:54:51.036
6 -	50.137	***26.014***	***1:16.151 (1)***	***93.55***		***13:56:07.187***
7 -	***49.980***	26.190	1:16.170 (2)	93.53	0.019	13:57:23.357

P25 123 C James VINCER Suzuki GSXR R - John Butcher Bros

IDEAL LAP TIME : 1:16.238 BEST LAP TIME : 1:16.238 DIFFERENCE : 0.000

LAP	SECTOR 1	SECTOR 2	LAP TIME	MPH	DIFF	TIME OF DAY
1 -		27.231	1:26.782	82.09	10.544	13:49:40.984
2 -	50.739	26.692	1:17.431 (3)	92.01	1.193	13:50:58.415
3 -	50.668	27.092	1:17.760	91.62	1.522	13:52:16.175
4 -	50.527	26.741	1:17.268 (2)	92.20	1.030	13:53:33.443
5 -	51.088	26.934	1:18.022	91.31	1.784	13:54:51.465
6 -	50.990	26.664	1:17.654	91.74	1.416	13:56:09.119
7 -	***50.176***	***26.062***	***1:16.238 (1)***	***93.45***		***13:57:25.357***

BMCRC - MRO Championships 2024 - Rnd 4 @ Donington National

Reactive Parts MRO Powerbikes inc Clubman 1000 & MRO Retro 1000

RACE 3 - SECTOR ANALYSIS

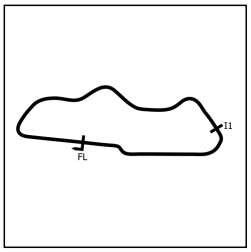

SECTOR 1 = FL to I1, SECTOR 2 = I1 to FL, DIFF = Difference To Personal Best Lap, P = Crossed Finish Line in Pit Lane, D = Time Disallowed

P26 149 C David WILKINS Yamaha R1 - TwoClicksOut Racing

IDEAL LAP TIME : 1:16.780 BEST LAP TIME : 1:16.897 DIFFERENCE : 0.117

LAP	SECTOR 1	SECTOR 2	LAP TIME	MPH	DIFF	TIME OF DAY
1 -		27.249	1:25.138	83.68	8.241	13:49:39.340
2 -	51.292	27.099	1:18.391	90.88	1.494	13:50:57.731
3 -	51.172	27.063	1:18.235	91.06	1.338	13:52:15.966
4 -	51.164	26.783	1:17.947	91.40	1.050	13:53:33.913
5 -	51.166	***26.543***	1:17.709 **(3)**	91.68	0.812	13:54:51.622
6 -	***50.237***	26.660	***1:16.897*** **(1)**	***92.65***		***13:56:08.519***
7 -	50.375	26.632	1:17.007 **(2)**	92.51	0.110	13:57:25.526

P27 23 C Jason PAES Aprilia RSV4 - J&R Electrical Ltd

IDEAL LAP TIME : 1:17.051 BEST LAP TIME : 1:17.226 DIFFERENCE : 0.175

LAP	SECTOR 1	SECTOR 2	LAP TIME	MPH	DIFF	TIME OF DAY
1 -		27.138	1:26.004	82.84	8.778	13:49:40.206
2 -	50.999	26.943	1:17.942 **(3)**	91.40	0.716	13:50:58.148
3 -	51.630	27.018	1:18.648	90.58	1.422	13:52:16.796
4 -	51.616	27.132	1:18.748	90.47	1.522	13:53:35.544
5 -	51.133	26.916	1:18.049	91.28	0.823	13:54:53.593
6 -	***50.559***	26.667	***1:17.226*** **(1)**	***92.25***		***13:56:10.819***
7 -	51.004	***26.492***	1:17.496 **(2)**	91.93	0.270	13:57:28.315

P28 14 Ret_C Hayden KILLWORTH Suzuki GSXR 1000 - GreenPlantUK - H11xy - Helmet City

IDEAL LAP TIME : 1:17.294 BEST LAP TIME : 1:17.294 DIFFERENCE : 0.000

LAP	SECTOR 1	SECTOR 2	LAP TIME	MPH	DIFF	TIME OF DAY
1 -		27.961	1:27.936	81.02	10.642	13:49:42.138
2 -	50.715	27.133	1:17.848 **(3)**	91.51	0.554	13:50:59.986
3 -	50.519	27.412	1:17.931	91.42	0.637	13:52:17.917
4 -	50.947	27.315	1:18.262	91.03	0.968	13:53:36.179
5 -	50.807	27.243	1:18.050	91.28	0.756	13:54:54.229
6 -	***50.430***	***26.864***	***1:17.294*** **(1)**	***92.17***		***13:56:11.523***
7 -	50.560	26.895	1:17.455 **(2)**	91.98	0.161	13:57:28.978

P29 243 Ret_C Tony Le GALLEZ Kawasaki ZX10R - Guttersnipe

IDEAL LAP TIME : 1:17.500 BEST LAP TIME : 1:17.752 DIFFERENCE : 0.252

LAP	SECTOR 1	SECTOR 2	LAP TIME	MPH	DIFF	TIME OF DAY
1 -		27.296	1:28.191	80.78	10.439	13:49:42.393
2 -	51.727	26.859	1:18.586	90.66	0.834	13:51:00.979
3 -	51.421	27.205	1:18.626	90.61	0.874	13:52:19.605
4 -	51.445	27.024	1:18.469	90.79	0.717	13:53:38.074
5 -	51.357	26.948	1:18.305 **(3)**	90.98	0.553	13:54:56.379
6 -	***50.712***	27.040	***1:17.752*** **(1)**	***91.63***		***13:56:14.131***
7 -	51.037	***26.788***	1:17.825 **(2)**	91.54	0.073	13:57:31.956

P30 20 Ret_C Connor SWYER SUZUKI GSXR 1000 K6 - WSC Performace & lleithyr farm & dac

IDEAL LAP TIME : 1:18.640 BEST LAP TIME : 1:18.708 DIFFERENCE : 0.068

LAP	SECTOR 1	SECTOR 2	LAP TIME	MPH	DIFF	TIME OF DAY
1 -		27.867	1:29.003	80.04	10.295	13:49:43.205
2 -	53.029	27.680	1:20.709	88.27	2.001	13:51:03.914
3 -	52.474	27.562	1:20.036	89.01	1.328	13:52:23.950
4 -	52.127	27.502	1:19.629	89.47	0.921	13:53:43.579
5 -	51.372	27.464	1:18.836 **(2)**	90.37	0.128	13:55:02.415
6 -	***51.273***	27.435	***1:18.708*** **(1)**	***90.51***		***13:56:21.123***
7 -	51.517	***27.367***	1:18.884 **(3)**	90.31	0.176	13:57:40.007

BMCRC - MRO Championships 2024 - Rnd 4 @ Donington National

Reactive Parts MRO Powerbikes inc Clubman 1000 & MRO Retro 1000

RACE 3 - SECTOR ANALYSIS

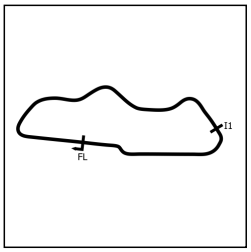

SECTOR 1 = FL to I1, SECTOR 2 = I1 to FL, DIFF = Difference To Personal Best Lap, P = Crossed Finish Line in Pit Lane, D = Time Disallowed

P31 **274** **Stewart LATIMER** SUZUKI GSXR1000 RR - Fat Bloke Racing RR

IDEAL LAP TIME : 1:18.407 BEST LAP TIME : 1:18.407 DIFFERENCE : 0.000

LAP	SECTOR 1	SECTOR 2	LAP TIME	MPH	DIFF	TIME OF DAY
1 -		27.977	1:29.348	79.73	10.941	13:49:43.550
2 -	52.994	27.864	1:20.858	88.11	2.451	13:51:04.408
3 -	52.224	27.727	1:19.951	89.11	1.544	13:52:24.359
4 -	51.912	27.597	1:19.509	89.60	1.102	13:53:43.868
5 -	51.558	27.324	1:18.882 **(2)**	90.32	0.475	13:55:02.750
6 -	51.321	27.594	1:18.915 **(3)**	90.28	0.508	13:56:21.665
7 -	***51.191***	***27.216***	***1:18.407*** **(1)**	***90.86***		***13:57:40.072***

P32 **555** **Ret_C** **Tony DRISCOLL** Yamaha R1 -

IDEAL LAP TIME : 1:26.702 BEST LAP TIME : 1:26.819 DIFFERENCE : 0.117

LAP	SECTOR 1	SECTOR 2	LAP TIME	MPH	DIFF	TIME OF DAY
1 -		30.802	1:34.954	75.03	8.135	13:49:49.156
2 -	1:00.561	31.207	1:31.768	77.63	4.949	13:51:20.924
3 -	59.768	30.580	1:30.348	78.85	3.529	13:52:51.272
4 -	58.196	30.935	1:29.131 **(3)**	79.93	2.312	13:54:20.403
5 -	57.371	***29.448***	***1:26.819*** **(1)**	***82.06***		***13:55:47.222***
6 -	***57.254***	30.327	1:27.581 **(2)**	81.34	0.762	13:57:14.803

Weather / Track : Cloudy / Dry

Donington Park National: 1.9790 miles
Date: 01/06/2024 Start: 13:48 Finish: 13:56

BMCRC - MRO Championships 2024 - Rnd 4 @ Donington National

Reactive Parts MRO Powerbikes inc Clubman 1000 & MRO Retro 1000

RACE 3 - BEST SECTORS

SECTOR 1				SECTOR 2			IDEAL / BEST COMPARISON					
POS	NO	NAME	TIME	NO	NAME	TIME	POS	NO	NAME	IDEAL	BEST	DIFF
									PERFECT LAP	1:09.615		
1	26	WAINWRIGHT	45.453	26	WAINWRIGHT	24.162	1	26	WAINWRIGHT	1:09.615	1:09.631	0.016
2	1	WILSON	45.798	173	DRAPER	24.516	2	1	WILSON	1:10.450	1:10.455	0.005
3	173	DRAPER	46.206	1	WILSON	24.652	3	173	DRAPER	1:10.722	1:10.722	0.000
4	80	CREASEY	46.239	99	BUTTERWORTH	24.873	4	80	CREASEY	1:11.177	1:11.297	0.120
5	99	BUTTERWORTH	46.325	80	CREASEY	24.938	5	99	BUTTERWORTH	1:11.198	1:11.303	0.105
6	65	BAKER	46.780	223	KISYK	25.059	6	65	BAKER	1:11.852	1:12.119	0.267
7	152	MANTELL	46.870	65	BAKER	25.072	7	223	KISYK	1:11.958	1:12.000	0.042
8	223	KISYK	46.899	818	SYMON	25.190	8	818	SYMON	1:12.247	1:12.247	0.000
9	818	SYMON	47.057	271	JOHNSON	25.198	9	152	MANTELL	1:12.293	1:12.293	0.000
10	48	COLLINS	47.244	38	WEBSTER	25.224	10	38	WEBSTER	1:12.668	1:12.668	0.000
11	188	KRAWIECKI	47.366	188	KRAWIECKI	25.377	11	188	KRAWIECKI	1:12.743	1:13.002	0.259
12	38	WEBSTER	47.444	152	MANTELL	25.423	12	48	COLLINS	1:12.765	1:12.942	0.177
13	271	JOHNSON	47.804	4	MATUZAS	25.514	13	271	JOHNSON	1:13.002	1:13.110	0.108
14	4	MATUZAS	48.369	48	COLLINS	25.521	14	4	MATUZAS	1:13.883	1:13.894	0.011
15	18	CERNIAUSKAS	48.840	18	CERNIAUSKAS	25.720	15	18	CERNIAUSKAS	1:14.560	1:14.560	0.000
16	105	LINDSAY	48.984	13	MERCER	25.830	16	13	MERCER	1:14.816	1:15.030	0.214
17	13	MERCER	48.986	7	JENKINS	25.937	17	105	LINDSAY	1:14.979	1:15.273	0.294
18	78	THOMAS	49.000	105	LINDSAY	25.995	18	78	THOMAS	1:15.283	1:15.516	0.233
19	19	DONOVAN	49.006	333	HOUGHTON	26.014	19	19	DONOVAN	1:15.284	1:15.350	0.066
20	29	JAMES	49.085	123	VINCER	26.062	20	29	JAMES	1:15.349	1:15.593	0.244
21	116	WALBRIDGE	49.197	116	WALBRIDGE	26.188	21	116	WALBRIDGE	1:15.385	1:15.670	0.285
22	169	SMITH	49.641	29	JAMES	26.264	22	7	JENKINS	1:15.726	1:15.963	0.237
23	7	JENKINS	49.789	19	DONOVAN	26.278	23	333	HOUGHTON	1:15.994	1:16.151	0.157
24	333	HOUGHTON	49.980	78	THOMAS	26.283	24	123	VINCER	1:16.238	1:16.238	0.000
25	123	VINCER	50.176	23	PAES	26.492	25	169	SMITH	1:16.439	1:16.628	0.189
26	149	WILKINS	50.237	149	WILKINS	26.543	26	149	WILKINS	1:16.780	1:16.897	0.117
27	14	KILLWORTH	50.430	243	GALLEZ	26.788	27	23	PAES	1:17.051	1:17.226	0.175
28	23	PAES	50.559	169	SMITH	26.798	28	14	KILLWORTH	1:17.294	1:17.294	0.000
29	243	GALLEZ	50.712	14	KILLWORTH	26.864	29	243	GALLEZ	1:17.500	1:17.752	0.252
30	274	LATIMER	51.191	274	LATIMER	27.216	30	274	LATIMER	1:18.407	1:18.407	0.000
31	20	SWYER	51.273	20	SWYER	27.367	31	20	SWYER	1:18.640	1:18.708	0.068
32	555	DRISCOLL	57.254	555	DRISCOLL	29.448	32	555	DRISCOLL	1:26.702	1:26.819	0.117

Weather / Track : Cloudy / Dry

Donington Park National: 1.9790 miles
Date: 01/06/2024 Start: 13:48 Finish: 13:56

Results can be found at www.tsl-timing.com

Printed - 13:58 Saturday, 01 June 2024

BMCRC - MRO Championships 2024 - Rnd 4 @ Donington National

Reactive Parts MRO Powerbikes inc Clubman 1000 & MRO Retro 1000

RACE 3 - STATISTICS

Competitors Started	32
Planned Start	2024-06-01 @ 13:00:00.000
Actual Start	2024-06-01 @ 13:48:14.201
Finish Time	2024-06-01 @ 13:56:29.738
Track Length	1.9790mi.
Total Laps	223
Total Distance Covered	441.3319mi.

Session Fastest Lap History

NO	CL	NAME	LAP TIME	TIME OF DAY	LAP	VEHICLE
26		**Josh WAINWRIGHT**	**1:09.631**	13:50:37.539	2	Honda CBR1000

Session Leader History

NO	CL	NAME	FROM LAP	LAPS LED	DISTANCE	VEHICLE
26		**Josh WAINWRIGHT**	1	7	13.81 miles	Honda CBR1000

Flag History

TYPE	TIME OF DAY
GREEN	13:48:14.201
FINISH	13:56:29.738

Flag Statistics

TYPE	COUNT	TOTAL LAPS	TOTAL TIME
Green	1	7	9:37.075
Red	0	0	0.000
Safety Car	0	0	0.000
FCY	0	0	0.000

BMCRC - MRO Championships 2024 - Rnd 4 @ Donington National

Reactive Parts MRO Powerbikes inc Clubman 1000 & MRO Retro 1000

RACE 3 - STATISTICS

CLASS : 11 Starters

Fastest Lap History

NO	NAME	LAP TIME	TIME OF DAY	LAP	VEHICLE
26	**Josh WAINWRIGHT**	**1:09.631**	13:50:37.539	2	Honda CBR1000

Leader History

NO	NAME	FROM LAP	LAPS LED	DISTANCE	VEHICLE
26	**Josh WAINWRIGHT**	1	7	13.81 miles	Honda CBR1000

BMCRC - MRO Championships 2024 - Rnd 4 @ Donington National

Reactive Parts MRO Powerbikes inc Clubman 1000 & MRO Retro 1000

RACE 3 - STATISTICS

CLASS : C

11 Starters

Fastest Lap History

NO	NAME	LAP TIME	TIME OF DAY	LAP	VEHICLE
80	**Morgan CREASEY**	**1:11.297**	13:50:41.975	2	Suzuki GSXR 1000 K7

Leader History

NO	NAME	FROM LAP	LAPS LED	DISTANCE	VEHICLE
80	**Morgan CREASEY**	1	7	13.81 miles	Suzuki GSXR 1000 K7

Weather / Track : Cloudy / Dry

Donington Park National: 1.9790 miles
Date: 01/06/2024 Start: 13:48 Finish: 13:56

BMCRC - MRO Championships 2024 - Rnd 4 @ Donington National

Reactive Parts MRO Powerbikes inc Clubman 1000 & MRO Retro 1000

RACE 3 - STATISTICS

CLASS : Ret_C

9 Starters

Fastest Lap History

NO	NAME	LAP TIME	TIME OF DAY	LAP	VEHICLE
99	**Steven BUTTERWORTH**	**1:11.332**	13:50:41.679	2	Yamaha R1
99	**Steven BUTTERWORTH**	**1:11.303**	13:51:52.981	3	Yamaha R1

Leader History

NO	NAME	FROM LAP	LAPS LED	DISTANCE	VEHICLE
99	**Steven BUTTERWORTH**	1	7	13.81 miles	Yamaha R1

BMCRC - MRO Championships 2024 - Rnd 4 @ Donington National

Reactive Parts MRO Powerbikes inc Clubman 1000 & MRO Retro 1000

RACE 3 - STATISTICS

CLASS : Ret_N

1 Starters

Fastest Lap History

NO	NAME	LAP TIME	TIME OF DAY	LAP	VEHICLE
818	**Alex SYMON**	**1:12.247**	13:50:43.743	2	Kawasaki ZX10R

Leader History

NO	NAME	FROM LAP	LAPS LED	DISTANCE	VEHICLE
818	**Alex SYMON**	1	7	13.81 miles	Kawasaki ZX10R

Weather / Track : Cloudy / Dry

Donington Park National: 1.9790 miles
Date: 01/06/2024 Start: 13:48 Finish: 13:56

MRO POWERBIKES | MRO CLUBMAN 1000 CUP | MRO RETRO 1000S

BMCRC - MRO Championships 2024 - Rnd 4 @ Donington National

Reactive Parts MRO Powerbikes inc Clubman 1000 & MRO Retro 1000

RACE 14 - GRID (7 Laps)

Row	Pos	No	Rider	Time
ROW 14	40	145	Jake MARSH	
ROW 13	39	90	Aaren CARPENTER	
	38	63	Matthew WREN	
	37	84	Martyn DELLOW	
ROW 12	36	35	Joe MILES	
	35	34	Ben CHEESEMAN	
	34	49	Luke WALLINGTON	
ROW 11	33	24	Callum MANLEY	
	32	555	Tony DRISCOLL	1:26.819
	31	20	Connor SWYER	1:18.708
ROW 10	30	274	Stewart LATIMER	1:18.407
	29	243	Tony Le GALLEZ	1:17.752
	28	14	Hayden KILLWORTH	1:17.294
ROW 9	27	23	Jason PAES	1:17.226
	26	149	David WILKINS	1:16.897
	25	169	Cory SMITH	1:16.628
ROW 8	24	123	James VINCER	1:16.238
	23	333	Andrew HOUGHTON	1:16.151
	22	7	Seb JENKINS	1:15.963
ROW 7	21	116	Ade WALBRIDGE	1:15.670
	20	29	David JAMES	1:15.593
	19	78	Jamie THOMAS	1:15.516
ROW 6	18	19	Tyler DONOVAN	1:15.350
	17	105	Dave LINDSAY	1:15.273
	16	13	Daniel MERCER	1:15.030
ROW 5	15	18	Sigitas CERNIAUSKAS	1:14.560
	14	4	Remi MATUZAS	1:13.894
	13	271	Daniel JOHNSON	1:13.110
ROW 4	12	188	Dawid KRAWIECKI	1:13.002
	11	48	Aaron COLLINS	1:12.942
	10	38	Austen WEBSTER	1:12.668
ROW 3	9	152	Barry MANTELL	1:12.293
	8	818	Alex SYMON	1:12.247
	7	65	Peter BAKER	1:12.119
ROW 2	6	223	Rafal KISYK	1:12.000
	5	99	Steven BUTTERWORTH	1:11.303
	4	80	Morgan CREASEY	1:11.297
ROW 1	3	173	Stephen DRAPER	1:10.722
	2	1	Nicky WILSON	1:10.455
	1	26	Josh WAINWRIGHT	1:09.631

Pole

These results are provisional until the conclusion of any judicial and technical matters.

Donington Park National: 1.9790 miles

Clerk Of Course:	Stewards:	Timekeeper: Craig Smith	

Results can be found at www.tsl-timing.com

Printed - 14:01 Saturday, 01 June 2024

TSL SPORTS TIMING TIMING SOLUTIONS LTD

MRO POWERBIKES | MRO CLUBMAN 1000 CUP | MRO RETRO 1000S

BMCRC - MRO Championships 2024 - Rnd 4 @ Donington National

Reactive Parts MRO Powerbikes inc Clubman 1000 & MRO Retro 1000

RACE 14 - CLASSIFICATION

Race Distance: 6 Laps / 11.87 miles

POS	NO	CL	PIC	NAME	ENTRY	LAPS	TIME	GAP	DIFF	MPH	BEST	ON	GRD	↑↓
1	26		1	Josh WAINWRIGHT	Honda CBR1000 - JW MOT Centre	6	7:06.036			100.01	1:10.161	6	1	0
2	173		2	Stephen DRAPER	Kawasaki ZX10 -	6	7:07.034	0.998	0.998	99.78	1:09.999	5	3	1
3	1		3	Nicky WILSON	Suzuki GSXR 1000 - Demon GP/Haslemere Motorcycles	6	7:08.545	2.509	1.511	99.43	1:10.457	2	2	-1
4	99	Ret_C	1	Steven BUTTERWORTH	Yamaha R1 -	6	7:13.800	7.764	5.255	98.22	1:11.373	2	5	1
5	80	C	1	Morgan CREASEY	Suzuki GSXR 1000 K7 - Warics Ltd	6	7:15.611	9.575	1.811	97.81	1:11.301	2	4	-1
6	65		4	Peter BAKER	Kawasaki ZX10R - TJ & Peter Baker M/C. Dodfrey engineeri	6	7:19.991	13.955	4.380	96.84	1:12.210	5	7	1
7	152		5	Barry MANTELL	Kawaskai ZX10R - Swedish car connection	6	7:23.716	17.680	3.725	96.03	1:12.838	2	9	2
8	38		6	Austen WEBSTER	Kawasaki ZX10R - Ace Motorcycles	6	7:27.593	21.557	3.877	95.20	1:13.553	6	10	2
9	818	Ret_N	1	Alex SYMON	Kawasaki ZX10R - MCW	6	7:28.012	21.976	0.419	95.11	1:12.951	6	8	-1
10	271		7	Daniel JOHNSON	BMW S1000 RR -	6	7:29.029	22.993	1.017	94.89	1:13.683	2	13	3
11	188		8	Dawid KRAWIECKI	Yamaha R1 - Code Blue LTD & D A East Electrical	6	7:29.329	23.293	0.300	94.83	1:13.683	5	12	1
12	48	C	2	Aaron COLLINS	Bmw S1000RR - Precision installations	6	7:29.694	23.658	0.365	94.75	1:13.154	4	11	-1
13	13	Ret_C	2	Daniel MERCER	Honda CBR1000RR - Merc&Co Racing, Apex2Apex promoti	6	7:32.817	26.781	3.123	94.10	1:14.175	2	16	3
14	18	C	3	Sigitas CERNIAUSKAS	Yamaha R1 - SC MOTO	6	7:38.792	32.756	5.975	92.87	1:14.749	4	15	1
15	19	Ret_C	3	Tyler DONOVAN	- Tinder Corp	6	7:40.273	34.237	1.481	92.57	1:15.313	2	18	3
16	7	C	4	Seb JENKINS	Yamaha YZF-R1 - TBR Performance	6	7:46.076	40.040	5.803	91.42	1:16.323	6	22	6
17	105	C	5	Dave LINDSAY	Yamaha R1 - TD racing	6	7:47.065	41.029	0.989	91.23	1:14.723	5	17	0
18	78	Ret_C	4	Jamie THOMAS	Suzuki GSXR 1000 - Team RubyRacing	6	7:47.128	41.092	0.063	91.21	1:16.054	3	19	1
19	333		9	Andrew HOUGHTON	BMW S1000RR - Techoir	6	7:47.928	41.892	0.800	91.06	1:14.659	6	23	4
20	29	C	6	David JAMES	Yamaha R1 -	6	7:48.875	42.839	0.947	90.87	1:17.277	6	20	0
21	123	C	7	James VINCER	Suzuki GSXR R - John Butcher Bros	6	7:50.549	44.513	1.674	90.55	1:16.882	5	24	3
22	63	Ret_N	2	Matthew WREN	Suzuki GSXR - TBR performance	6	7:50.729	44.693	0.180	90.52	1:16.519	6	38	16
23	116		10	Ade WALBRIDGE	Yamaha R1 - 3 Bridges Racing	6	7:50.828	44.792	0.099	90.50	1:16.833	6	21	-2
24	14	Ret_C	5	Hayden KILLWORTH	Suzuki GSXR 1000 - GreenPlantUK - H11xy - Helmet City	6	7:52.899	46.863	2.071	90.10	1:16.992	2	28	4
25	149	C	8	David WILKINS	Yamaha R1 - TwoClicksOut Racing	6	7:53.696	47.660	0.797	89.95	1:17.193	5	26	1
26	169	Ret_C	6	Cory SMITH	-	6	7:54.075	48.039	0.379	89.88	1:17.336	5	25	-1
27	23	C	9	Jason PAES	Aprilia RSV4 - J&R Electrical Ltd	6	7:55.164	49.128	1.089	89.67	1:16.162	5	27	0
28	243	Ret_C	7	Tony Le GALLEZ	Kawasaki ZX10R - Guttersnipe	6	8:03.198	57.162	8.034	88.18	1:17.766	2	29	1
29	274		11	Stewart LATIMER	SUZUKI GSXR1000 RR - Fat Bloke Racing RR	6	8:08.873	1:02.837	5.675	87.16	1:19.785	2	30	1
30	555	Ret_C	8	Tony DRISCOLL	Yamaha R1 -	5	7:23.940	1 Lap	1 Lap	79.93	1:24.693	5	32	2

NOT CLASSIFIED

DNF	223	C		Rafal KISYK	Suzuki GSXR-1000 -	1	1:16.885	5 Laps	4 Laps	90.89			6	

FASTEST LAP

173		Stephen DRAPER	Kawasaki ZX10 -	5	1:09.999	101.78 mph	163.80 kph
80	C	Morgan CREASEY	Suzuki GSXR 1000 K7 - Warics Ltd	2	1:11.301	99.92 mph	160.81 kph
99	Ret_C	Steven BUTTERWORTH	Yamaha R1 -	2	1:11.373	99.82 mph	160.64 kph
818	Ret_N	Alex SYMON	Kawasaki ZX10R - MCW	6	1:12.951	97.66 mph	157.17 kph

Comments:
Class - 92.5% of Race Speed = 92.50 mph
Class Ret_C - 92.5% of Race Speed = 90.85 mph
Class C - 92.5% of Race Speed = 90.47 mph
Class Ret_N - 92.5% of Race Speed = 87.97 mph

Weather / Track : Bright / Dry
These results are provisional until the conclusion of any judicial and technical matters.

Date: 01/06/2024 Start: 16:54 Finish: 17:01
Donington Park National: 1.9790 miles

Clerk Of Course:	Stewards:	Timekeeper: Craig Smith	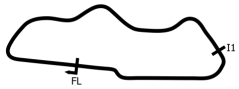

Results can be found at www.tsl-timing.com

Printed - 17:03 Saturday, 01 June 2024

BRITISH MOTOR CYCLE RACING CLUB | TSL SPORTS TIMING TIMING SOLUTIONS LTD | MOTORCYCLE RACING ORGANISATION MRO

BMCRC - MRO Championships 2024 - Rnd 4 @ Donington National

Reactive Parts MRO Powerbikes inc Clubman 1000 & MRO Retro 1000

RACE 14 - LAP CHART

LAP 1 @ 16:56:05.337

NO	BEHIND	LAP TIME
26		1:14.050
173	0.413	1:14.463
1	1.202	1:15.252
99	1.825	1:15.875
80	2.161	1:16.211
223	2.835	1:16.885
65	2.965	1:17.015
152	3.483	1:17.533
38	4.318	1:18.368
271	4.706	1:18.756
188	5.115	1:19.165
13	6.095	1:20.145
48	6.223	1:20.273
19	6.856	1:20.906
818	7.154	1:21.204
29	7.838	1:21.888
18	8.263	1:22.313
7	8.737	1:22.787
123	9.331	1:23.381
78	9.842	1:23.892
116	10.252	1:24.302
105	10.497	1:24.547
149	11.035	1:25.085
169	11.534	1:25.584
63	11.728	1:25.778
333	12.214	1:26.264
14	13.054	1:27.104
243	13.391	1:27.441
274	14.105	1:28.155
23	14.204	1:28.254
555	23.453	1:37.503

LAP 2 @ 16:57:16.271

NO	BEHIND	LAP TIME
26		1:10.934
173	0.428	1:10.949
1	0.725	1:10.457
99	2.264	1:11.373
80	2.528	1:11.301
65	4.835	1:12.804
152	5.387	1:12.838
38	7.195	1:13.811
271	7.455	1:13.683
188	7.994	1:13.813
13	9.336	1:14.175
818	9.561	1:13.341
48	9.916	1:14.627
19	11.235	1:15.313
18	13.651	1:16.322
29	14.307	1:17.403
7	14.668	1:16.865
78	16.016	1:17.108
123	16.663	1:18.266
105	17.434	1:17.871
116	17.706	1:18.388
149	17.886	1:17.785
63	17.968	1:17.174
333	18.022	1:16.742
169	18.896	1:18.296
14	19.112	1:16.992
243	20.223	1:17.766
23	20.652	1:17.382
274	22.956	1:19.785
555	40.141	1:27.622

LAP 3 @ 16:58:26.573

NO	BEHIND	LAP TIME
26		1:10.302
173	0.728	1:10.602
1	1.189	1:10.766
99	3.688	1:11.726
80	3.819	1:11.593
65	7.049	1:12.516
152	7.981	1:12.896
38	11.042	1:14.149
271	11.629	1:14.476
188	12.096	1:14.404
818	13.131	1:13.872
13	14.001	1:14.967
48	14.092	1:14.478
19	16.719	1:15.786
18	18.621	1:15.272
7	20.987	1:16.621
29	21.385	1:17.380
78	21.768	1:16.054
123	24.209	1:17.848
105	24.448	1:17.316
116	24.735	1:17.331
333	24.815	1:17.095
63	25.062	1:17.396
149	25.388	1:17.804
14	25.889	1:17.079
169	26.173	1:17.579
243	28.575	1:18.654
23	28.746	1:18.396
274	33.395	1:20.741
555	57.725	1:27.886

LAP 4 @ 16:59:36.823

NO	BEHIND	LAP TIME
26		1:10.250
173	0.879	1:10.401
1	1.518	1:10.579
99	4.989	1:11.551
80	5.291	1:11.722
65	9.470	1:12.671
152	10.894	1:13.163
38	14.773	1:13.981
271	15.580	1:14.201
818	16.084	1:13.203
188	16.342	1:14.496
48	16.996	1:13.154
13	17.937	1:14.186
19	22.409	1:15.940
18	23.120	1:14.749
7	27.851	1:17.114
29	28.500	1:17.365
78	28.800	1:17.282
105	30.971	1:16.773
123	31.133	1:17.174
116	31.602	1:17.117
333	31.655	1:17.090
63	31.981	1:17.169
149	32.516	1:17.378
14	32.948	1:17.309
169	33.276	1:17.353
243	36.897	1:18.572
23	36.995	1:18.499
274	43.128	1:19.983

LAP 5 @ 17:00:47.162

NO	BEHIND	LAP TIME
26		1:10.339
173	0.539	1:09.999
1	1.894	1:10.715
555	1 Lap	1:26.236
99	6.094	1:11.444
80	6.832	1:11.880
65	11.341	1:12.210
152	13.564	1:13.009
38	18.165	1:13.731
818	19.186	1:13.441
271	19.335	1:14.094
188	19.686	1:13.683
48	20.063	1:13.406
13	22.359	1:14.761
18	28.118	1:15.337
19	28.350	1:16.280
7	33.878	1:16.366
78	34.870	1:16.409
105	35.355	1:14.723
29	35.723	1:17.562
333	37.394	1:16.078
123	37.676	1:16.882
116	38.120	1:16.857
63	38.335	1:16.693
149	39.370	1:17.193
14	39.988	1:17.379
169	40.273	1:17.336
23	42.818	1:16.162
243	46.410	1:19.852
274	52.923	1:20.134

LAP 6 @ 17:01:57.323

NO	BEHIND	LAP TIME
26		1:10.161
173	0.998	1:10.620
1	2.509	1:10.776
99	7.764	1:11.831
80	9.575	1:12.904
65	13.955	1:12.775
152	17.680	1:14.277
555	1 Lap	1:24.693
38	21.557	1:13.553
818	21.976	1:12.951
271	22.993	1:13.819
188	23.293	1:13.768
48	23.658	1:13.756
13	26.781	1:14.583
18	32.756	1:14.799
19	34.237	1:16.048
7	40.040	1:16.323
105	41.029	1:15.835
78	41.092	1:16.383
333	41.892	1:14.659
29	42.839	1:17.277
123	44.513	1:16.998
63	44.693	1:16.519
116	44.792	1:16.833
14	46.863	1:17.036
149	47.660	1:18.451
169	48.039	1:17.927
23	49.128	1:16.471
243	57.162	1:20.913
274	1:02.837	1:20.075

Weather / Track : Bright / Dry

Donington Park National: 1.9790 miles
Date: 01/06/2024 Start: 16:54 Finish: 17:01

Results can be found at www.tsl-timing.com

Printed - 17:03 Saturday, 01 June 2024

BMCRC - MRO Championships 2024 - Rnd 4 @ Donington National

Reactive Parts MRO Powerbikes inc Clubman 1000 & MRO Retro 1000

RACE 14 - POSITION CHART

No	Name	Lap Pos	1	2	3	4	5	6
26	WAINWRIGHT	1	26	26	26	26	26	26
1	WILSON	2	173	173	173	173	173	173
173	DRAPER	3	1	1	1	1	1	1
80	CREASEY	4	99	99	99	99	99	99
99	BUTTERWORTH	5	80	80	80	80	80	80
223	KISYK	6	223	65	65	65	65	65
65	BAKER	7	65	152	152	152	152	152
818	SYMON	8	152	38	38	38	38	38
152	MANTELL	9	38	271	271	271	818	818
38	WEBSTER	10	271	188	188	818	271	271
48	COLLINS	11	188	13	818	188	188	188
188	KRAWIECKI	12	13	818	13	48	48	48
271	JOHNSON	13	48	48	48	13	13	13
18	CERNIAUSKAS	14	19	19	19	19	18	18
13	MERCER	15	818	18	18	18	19	19
105	LINDSAY	16	29	29	7	7	7	7
19	DONOVAN	17	18	7	29	29	78	105
78	THOMAS	18	7	78	78	78	105	78
29	JAMES	19	123	123	123	105	29	333
116	WALBRIDGE	20	78	105	105	123	333	29
7	JENKINS	21	116	116	116	116	123	123
333	HOUGHTON	22	105	149	333	333	116	63
123	VINCER	23	149	63	63	63	63	116
169	SMITH	24	169	333	149	149	149	14
149	WILKINS	25	63	169	14	14	14	149
23	PAES	26	333	14	169	169	169	169
14	KILLWORTH	27	14	243	243	243	23	23
243	GALLEZ	28	243	23	23	23	243	243
274	LATIMER	29	274	274	274	274	274	274
555	DRISCOLL	30	23	555	555	555	555	
63	WREN	31	555					

Weather / Track : Bright / Dry

Donington Park National: 1.9790 miles
Date: 01/06/2024 Start: 16:54 Finish: 17:01

Results can be found at www.tsl-timing.com

Printed - 17:03 Saturday, 01 June 2024

BMCRC - MRO Championships 2024 - Rnd 4 @ Donington National

Reactive Parts MRO Powerbikes inc Clubman 1000 & MRO Retro 1000

RACE 14 - SECTOR ANALYSIS

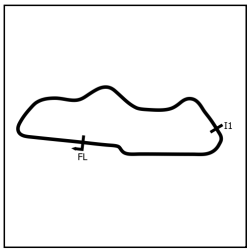

SECTOR 1 = FL to I1, SECTOR 2 = I1 to FL, DIFF = Difference To Personal Best Lap, P = Crossed Finish Line in Pit Lane, D = Time Disallowed

P1 26 Josh WAINWRIGHT — Honda CBR1000 - JW MOT Centre

IDEAL LAP TIME : 1:10.054 BEST LAP TIME : 1:10.161 DIFFERENCE : 0.107

LAP	SECTOR 1	SECTOR 2	LAP TIME	MPH	DIFF	TIME OF DAY
1 -		24.454	1:14.050	96.21	3.889	16:56:05.337
2 -	46.412	24.522	1:10.934	100.44	0.773	16:57:16.271
3 -	45.769	24.533	1:10.302 (3)	101.34	0.141	16:58:26.573
4 -	***45.689***	24.561	1:10.250 (2)	101.41	0.089	16:59:36.823
5 -	45.807	24.532	1:10.339	101.29	0.178	17:00:47.162
6 -	45.796	***24.365***	***1:10.161 (1)***	***101.54***		***17:01:57.323***

P2 173 Stephen DRAPER — Kawasaki ZX10 -

IDEAL LAP TIME : 1:09.936 BEST LAP TIME : 1:09.999 DIFFERENCE : 0.063

LAP	SECTOR 1	SECTOR 2	LAP TIME	MPH	DIFF	TIME OF DAY
1 -		24.553	1:14.463	95.67	4.464	16:56:05.750
2 -	46.268	24.681	1:10.949	100.41	0.950	16:57:16.699
3 -	45.863	24.739	1:10.602 (3)	100.91	0.603	16:58:27.301
4 -	45.939	***24.462***	1:10.401 (2)	101.20	0.402	16:59:37.702
5 -	***45.474***	24.525	***1:09.999 (1)***	***101.78***		***17:00:47.701***
6 -	45.837	24.783	1:10.620	100.88	0.621	17:01:58.321

P3 1 Nicky WILSON — Suzuki GSXR 1000 - Demon GP/Haslemere Motorcycles

IDEAL LAP TIME : 1:10.297 BEST LAP TIME : 1:10.457 DIFFERENCE : 0.160

LAP	SECTOR 1	SECTOR 2	LAP TIME	MPH	DIFF	TIME OF DAY
1 -		24.834	1:15.252	94.67	4.795	16:56:06.539
2 -	45.863	***24.594***	***1:10.457 (1)***	***101.12***		***16:57:16.996***
3 -	45.961	24.805	1:10.766	100.67	0.309	16:58:27.762
4 -	45.841	24.738	1:10.579 (2)	100.94	0.122	16:59:38.341
5 -	***45.703***	25.012	1:10.715 (3)	100.75	0.258	17:00:49.056
6 -	45.947	24.829	1:10.776	100.66	0.319	17:01:59.832

P4 99 Ret_C Steven BUTTERWORTH — Yamaha R1 -

IDEAL LAP TIME : 1:11.249 BEST LAP TIME : 1:11.373 DIFFERENCE : 0.124

LAP	SECTOR 1	SECTOR 2	LAP TIME	MPH	DIFF	TIME OF DAY
1 -		25.032	1:15.875	93.89	4.502	16:56:07.162
2 -	46.498	***24.875***	***1:11.373 (1)***	***99.82***		***16:57:18.535***
3 -	***46.374***	25.352	1:11.726	99.33	0.353	16:58:30.261
4 -	46.610	24.941	1:11.551 (3)	99.57	0.178	16:59:41.812
5 -	46.483	24.961	1:11.444 (2)	99.72	0.071	17:00:53.256
6 -	46.862	24.969	1:11.831	99.18	0.458	17:02:05.087

P5 80 C Morgan CREASEY — Suzuki GSXR 1000 K7 - Warics Ltd

IDEAL LAP TIME : 1:11.301 BEST LAP TIME : 1:11.301 DIFFERENCE : 0.000

LAP	SECTOR 1	SECTOR 2	LAP TIME	MPH	DIFF	TIME OF DAY
1 -		25.162	1:16.211	93.48	4.910	16:56:07.498
2 -	***46.441***	***24.860***	***1:11.301 (1)***	***99.92***		***16:57:18.799***
3 -	46.606	24.987	1:11.593 (2)	99.51	0.292	16:58:30.392
4 -	46.652	25.070	1:11.722 (3)	99.33	0.421	16:59:42.114
5 -	46.820	25.060	1:11.880	99.11	0.579	17:00:53.994
6 -	47.488	25.416	1:12.904	97.72	1.603	17:02:06.898

P6 65 Peter BAKER — Kawasaki ZX10R - TJ & Peter Baker M/C. Dodfrey engineering

IDEAL LAP TIME : 1:12.061 BEST LAP TIME : 1:12.210 DIFFERENCE : 0.149

LAP	SECTOR 1	SECTOR 2	LAP TIME	MPH	DIFF	TIME OF DAY
1 -		25.119	1:17.015	92.50	4.805	16:56:08.302
2 -	47.292	25.512	1:12.804	97.86	0.594	16:57:21.106
3 -	***47.070***	25.446	1:12.516 (2)	98.24	0.306	16:58:33.622
4 -	47.273	25.398	1:12.671 (3)	98.03	0.461	16:59:46.293
5 -	47.219	***24.991***	***1:12.210 (1)***	***98.66***		***17:00:58.503***
6 -	47.599	25.176	1:12.775	97.89	0.565	17:02:11.278

Weather / Track : Bright / Dry

Donington Park National: 1.9790 miles
Date: 01/06/2024 Start: 16:54 Finish: 17:01

BMCRC - MRO Championships 2024 - Rnd 4 @ Donington National

Reactive Parts MRO Powerbikes inc Clubman 1000 & MRO Retro 1000

RACE 14 - SECTOR ANALYSIS

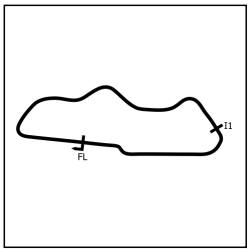

SECTOR 1 = FL to I1, SECTOR 2 = I1 to FL, DIFF = Difference To Personal Best Lap, P = Crossed Finish Line in Pit Lane, D = Time Disallowed

P7 152 Barry MANTELL — Kawaskai ZX10R - Swedish car connection

IDEAL LAP TIME : 1:12.471 BEST LAP TIME : 1:12.838 DIFFERENCE : 0.367

LAP	SECTOR 1	SECTOR 2	LAP TIME	MPH	DIFF	TIME OF DAY
1 -		***25.370***	1:17.533	91.89	4.695	16:56:08.820
2 -	47.113	25.725	***1:12.838*** **(1)**	***97.81***		***16:57:21.658***
3 -	***47.101***	25.795	1:12.896 **(2)**	97.73	0.058	16:58:34.554
4 -	47.616	25.547	1:13.163	97.38	0.325	16:59:47.717
5 -	47.498	25.511	1:13.009 **(3)**	97.58	0.171	17:01:00.726
6 -	47.880	26.397	1:14.277	95.91	1.439	17:02:15.003

P8 38 Austen WEBSTER — Kawasaki ZX10R - Ace Motorcycles

IDEAL LAP TIME : 1:13.553 BEST LAP TIME : 1:13.553 DIFFERENCE : 0.000

LAP	SECTOR 1	SECTOR 2	LAP TIME	MPH	DIFF	TIME OF DAY
1 -		25.564	1:18.368	90.91	4.815	16:56:09.655
2 -	48.107	25.704	1:13.811 **(3)**	96.52	0.258	16:57:23.466
3 -	48.227	25.922	1:14.149	96.08	0.596	16:58:37.615
4 -	48.225	25.756	1:13.981	96.30	0.428	16:59:51.596
5 -	48.075	25.656	1:13.731 **(2)**	96.63	0.178	17:01:05.327
6 -	***48.039***	***25.514***	***1:13.553*** **(1)**	***96.86***		***17:02:18.880***

P9 818 Ret_N Alex SYMON — Kawasaki ZX10R - MCW

IDEAL LAP TIME : 1:12.936 BEST LAP TIME : 1:12.951 DIFFERENCE : 0.015

LAP	SECTOR 1	SECTOR 2	LAP TIME	MPH	DIFF	TIME OF DAY
1 -		25.488	1:21.204	87.73	8.253	16:56:12.491
2 -	47.745	25.596	1:13.341 **(3)**	97.14	0.390	16:57:25.832
3 -	48.066	25.806	1:13.872	96.44	0.921	16:58:39.704
4 -	***47.610***	25.593	1:13.203 **(2)**	97.32	0.252	16:59:52.907
5 -	47.978	25.463	1:13.441	97.01	0.490	17:01:06.348
6 -	47.625	***25.326***	***1:12.951*** **(1)**	***97.66***		***17:02:19.299***

P10 271 Daniel JOHNSON — BMW S1000 RR -

IDEAL LAP TIME : 1:13.645 BEST LAP TIME : 1:13.683 DIFFERENCE : 0.038

LAP	SECTOR 1	SECTOR 2	LAP TIME	MPH	DIFF	TIME OF DAY
1 -		25.391	1:18.756	90.46	5.073	16:56:10.043
2 -	48.426	***25.257***	***1:13.683*** **(1)**	***96.69***		***16:57:23.726***
3 -	48.661	25.815	1:14.476	95.66	0.793	16:58:38.202
4 -	48.556	25.645	1:14.201	96.01	0.518	16:59:52.403
5 -	48.424	25.670	1:14.094 **(3)**	96.15	0.411	17:01:06.497
6 -	***48.388***	25.431	1:13.819 **(2)**	96.51	0.136	17:02:20.316

P11 188 Dawid KRAWIECKI — Yamaha R1 - Code Blue LTD & D A East Electrical

IDEAL LAP TIME : 1:13.569 BEST LAP TIME : 1:13.683 DIFFERENCE : 0.114

LAP	SECTOR 1	SECTOR 2	LAP TIME	MPH	DIFF	TIME OF DAY
1 -		***25.548***	1:19.165	89.99	5.482	16:56:10.452
2 -	48.234	25.579	1:13.813 **(3)**	96.52	0.130	16:57:24.265
3 -	48.229	26.175	1:14.404	95.75	0.721	16:58:38.669
4 -	48.297	26.199	1:14.496	95.63	0.813	16:59:53.165
5 -	***48.021***	25.662	***1:13.683*** **(1)**	***96.69***		***17:01:06.848***
6 -	48.209	25.559	1:13.768 **(2)**	96.58	0.085	17:02:20.616

P12 48 C Aaron COLLINS — Bmw S1000RR - Precision installations

IDEAL LAP TIME : 1:13.148 BEST LAP TIME : 1:13.154 DIFFERENCE : 0.006

LAP	SECTOR 1	SECTOR 2	LAP TIME	MPH	DIFF	TIME OF DAY
1 -		25.865	1:20.273	88.75	7.119	16:56:11.560
2 -	48.507	26.120	1:14.627	95.47	1.473	16:57:26.187
3 -	48.498	25.980	1:14.478	95.66	1.324	16:58:40.665
4 -	47.659	***25.495***	***1:13.154*** **(1)**	***97.39***		***16:59:53.819***
5 -	***47.653***	25.753	1:13.406 **(2)**	97.05	0.252	17:01:07.225
6 -	47.991	25.765	1:13.756 **(3)**	96.59	0.602	17:02:20.981

Weather / Track : Bright / Dry

Donington Park National: 1.9790 miles
Date: 01/06/2024 Start: 16:54 Finish: 17:01

BMCRC - MRO Championships 2024 - Rnd 4 @ Donington National

Reactive Parts MRO Powerbikes inc Clubman 1000 & MRO Retro 1000

RACE 14 - SECTOR ANALYSIS

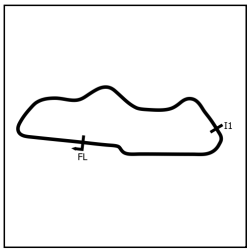

SECTOR 1 = FL to I1, SECTOR 2 = I1 to FL, DIFF = Difference To Personal Best Lap, P = Crossed Finish Line in Pit Lane, D = Time Disallowed

P13 13 Ret_C Daniel MERCER

Honda CBR1000RR - Merc&Co Racing, Apex2Apex promotions

IDEAL LAP TIME : 1:13.944 BEST LAP TIME : 1:14.175 DIFFERENCE : 0.231

LAP	SECTOR 1	SECTOR 2	LAP TIME	MPH	DIFF	TIME OF DAY
1 -		25.960	1:20.145	88.89	5.970	16:56:11.432
2 -	***48.308***	25.867	***1:14.175*** **(1)**	***96.05***		***16:57:25.607***
3 -	48.938	26.029	1:14.967	95.03	0.792	16:58:40.574
4 -	48.502	25.684	1:14.186 **(2)**	96.03	0.011	16:59:54.760
5 -	48.504	26.257	1:14.761	95.29	0.586	17:01:09.521
6 -	48.947	***25.636***	1:14.583 **(3)**	95.52	0.408	17:02:24.104

P14 18 C Sigitas CERNIAUSKAS

Yamaha R1 - SC MOTO

IDEAL LAP TIME : 1:14.641 BEST LAP TIME : 1:14.749 DIFFERENCE : 0.108

LAP	SECTOR 1	SECTOR 2	LAP TIME	MPH	DIFF	TIME OF DAY
1 -		26.527	1:22.313	86.55	7.564	16:56:13.600
2 -	49.721	26.601	1:16.322	93.34	1.573	16:57:29.922
3 -	48.916	26.356	1:15.272 **(3)**	94.65	0.523	16:58:45.194
4 -	48.969	***25.780***	***1:14.749*** **(1)**	***95.31***		***16:59:59.943***
5 -	49.202	26.135	1:15.337	94.57	0.588	17:01:15.280
6 -	***48.861***	25.938	1:14.799 **(2)**	95.25	0.050	17:02:30.079

P15 19 Ret_C Tyler DONOVAN

- Tinder Corp

IDEAL LAP TIME : 1:15.017 BEST LAP TIME : 1:15.313 DIFFERENCE : 0.296

LAP	SECTOR 1	SECTOR 2	LAP TIME	MPH	DIFF	TIME OF DAY
1 -		***26.115***	1:20.906	88.05	5.593	16:56:12.193
2 -	***48.902***	26.411	***1:15.313*** **(1)**	***94.60***		***16:57:27.506***
3 -	49.306	26.480	1:15.786 **(2)**	94.01	0.473	16:58:43.292
4 -	49.535	26.405	1:15.940 **(3)**	93.81	0.627	16:59:59.232
5 -	49.592	26.688	1:16.280	93.40	0.967	17:01:15.512
6 -	49.693	26.355	1:16.048	93.68	0.735	17:02:31.560

P16 7 C Seb JENKINS

Yamaha YZF-R1 - TBR Performance

IDEAL LAP TIME : 1:16.034 BEST LAP TIME : 1:16.323 DIFFERENCE : 0.289

LAP	SECTOR 1	SECTOR 2	LAP TIME	MPH	DIFF	TIME OF DAY
1 -		26.554	1:22.787	86.05	6.464	16:56:14.074
2 -	***49.795***	27.070	1:16.865	92.69	0.542	16:57:30.939
3 -	50.010	26.611	1:16.621 **(3)**	92.98	0.298	16:58:47.560
4 -	50.300	26.814	1:17.114	92.39	0.791	17:00:04.674
5 -	50.040	26.326	1:16.366 **(2)**	93.29	0.043	17:01:21.040
6 -	50.084	***26.239***	***1:16.323*** **(1)**	***93.34***		***17:02:37.363***

P17 105 C Dave LINDSAY

Yamaha R1 - TD racing

IDEAL LAP TIME : 1:14.703 BEST LAP TIME : 1:14.723 DIFFERENCE : 0.020

LAP	SECTOR 1	SECTOR 2	LAP TIME	MPH	DIFF	TIME OF DAY
1 -		26.848	1:24.547	84.26	9.824	16:56:15.834
2 -	50.663	27.208	1:17.871	91.49	3.148	16:57:33.705
3 -	50.188	27.128	1:17.316	92.14	2.593	16:58:51.021
4 -	50.534	26.239	1:16.773 **(3)**	92.80	2.050	17:00:07.794
5 -	***48.632***	26.091	***1:14.723*** **(1)**	***95.34***		***17:01:22.517***
6 -	49.764	***26.071***	1:15.835 **(2)**	93.94	1.112	17:02:38.352

P18 78 Ret_C Jamie THOMAS

Suzuki GSXR 1000 - Team RubyRacing

IDEAL LAP TIME : 1:15.965 BEST LAP TIME : 1:16.054 DIFFERENCE : 0.089

LAP	SECTOR 1	SECTOR 2	LAP TIME	MPH	DIFF	TIME OF DAY
1 -		26.770	1:23.892	84.92	7.838	16:56:15.179
2 -	50.248	26.860	1:17.108	92.39	1.054	16:57:32.287
3 -	***49.377***	26.677	***1:16.054*** **(1)**	***93.67***		***16:58:48.341***
4 -	50.324	26.958	1:17.282	92.19	1.228	17:00:05.623
5 -	49.821	***26.588***	1:16.409 **(3)**	93.24	0.355	17:01:22.032
6 -	49.727	26.656	1:16.383 **(2)**	93.27	0.329	17:02:38.415

Weather / Track : Bright / Dry

Donington Park National: 1.9790 miles
Date: 01/06/2024 Start: 16:54 Finish: 17:01

BMCRC - MRO Championships 2024 - Rnd 4 @ Donington National

Reactive Parts MRO Powerbikes inc Clubman 1000 & MRO Retro 1000

RACE 14 - SECTOR ANALYSIS

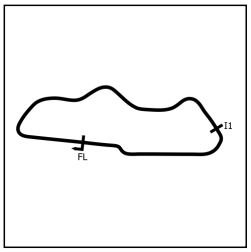

SECTOR 1 = FL to I1, SECTOR 2 = I1 to FL, DIFF = Difference To Personal Best Lap, P = Crossed Finish Line in Pit Lane, D = Time Disallowed

P19 333 Andrew HOUGHTON BMW S1000RR - Techoir

IDEAL LAP TIME : 1:14.659 BEST LAP TIME : 1:14.659 DIFFERENCE : 0.000

LAP	SECTOR 1	SECTOR 2	LAP TIME	MPH	DIFF	TIME OF DAY
1 -		26.729	1:26.264	82.59	11.605	16:56:17.551
2 -	50.272	26.470	1:16.742 (3)	92.83	2.083	16:57:34.293
3 -	50.261	26.834	1:17.095	92.41	2.436	16:58:51.388
4 -	50.659	26.431	1:17.090	92.41	2.431	17:00:08.478
5 -	49.814	26.264	1:16.078 (2)	93.64	1.419	17:01:24.556
6 -	***48.726***	***25.933***	***1:14.659 (1)***	***95.42***		***17:02:39.215***

P20 29 C David JAMES Yamaha R1 -

IDEAL LAP TIME : 1:16.451 BEST LAP TIME : 1:17.277 DIFFERENCE : 0.826

LAP	SECTOR 1	SECTOR 2	LAP TIME	MPH	DIFF	TIME OF DAY
1 -		***26.460***	1:21.888	87.00	4.611	16:56:13.175
2 -	49.996	27.407	1:17.403	92.04	0.126	16:57:30.578
3 -	50.143	27.237	1:17.380 (3)	92.07	0.103	16:58:47.958
4 -	50.470	26.895	1:17.365 (2)	92.09	0.088	17:00:05.323
5 -	50.675	26.887	1:17.562	91.85	0.285	17:01:22.885
6 -	***49.991***	27.286	***1:17.277 (1)***	***92.19***		***17:02:40.162***

P21 123 C James VINCER Suzuki GSXR R - John Butcher Bros

IDEAL LAP TIME : 1:16.695 BEST LAP TIME : 1:16.882 DIFFERENCE : 0.187

LAP	SECTOR 1	SECTOR 2	LAP TIME	MPH	DIFF	TIME OF DAY
1 -		***26.643***	1:23.381	85.44	6.499	16:56:14.668
2 -	51.183	27.083	1:18.266	91.03	1.384	16:57:32.934
3 -	50.775	27.073	1:17.848	91.51	0.966	16:58:50.782
4 -	50.513	26.661	1:17.174 (3)	92.31	0.292	17:00:07.956
5 -	***50.052***	26.830	***1:16.882 (1)***	***92.66***		***17:01:24.838***
6 -	50.194	26.804	1:16.998 (2)	92.53	0.116	17:02:41.836

P22 63 Ret_N Matthew WREN Suzuki GSXR - TBR performance

IDEAL LAP TIME : 1:16.135 BEST LAP TIME : 1:16.519 DIFFERENCE : 0.384

LAP	SECTOR 1	SECTOR 2	LAP TIME	MPH	DIFF	TIME OF DAY
1 -		26.832	1:25.778	83.05	9.259	16:56:17.065
2 -	50.073	27.101	1:17.174	92.31	0.655	16:57:34.239
3 -	50.630	26.766	1:17.396	92.05	0.877	16:58:51.635
4 -	50.667	***26.502***	1:17.169 (3)	92.32	0.650	17:00:08.804
5 -	49.958	26.735	1:16.693 (2)	92.89	0.174	17:01:25.497
6 -	***49.633***	26.886	***1:16.519 (1)***	***93.10***		***17:02:42.016***

P23 116 Ade WALBRIDGE Yamaha R1 - 3 Bridges Racing

IDEAL LAP TIME : 1:16.763 BEST LAP TIME : 1:16.833 DIFFERENCE : 0.070

LAP	SECTOR 1	SECTOR 2	LAP TIME	MPH	DIFF	TIME OF DAY
1 -		26.802	1:24.302	84.51	7.469	16:56:15.589
2 -	50.657	27.731	1:18.388	90.88	1.555	16:57:33.977
3 -	50.273	27.058	1:17.331	92.13	0.498	16:58:51.308
4 -	50.527	***26.590***	1:17.117 (3)	92.38	0.284	17:00:08.425
5 -	***50.173***	26.684	1:16.857 (2)	92.69	0.024	17:01:25.282
6 -	50.230	26.603	***1:16.833 (1)***	***92.72***		***17:02:42.115***

P24 14 Ret_C Hayden KILLWORTH Suzuki GSXR 1000 - GreenPlantUK - H11xy - Helmet City

IDEAL LAP TIME : 1:16.651 BEST LAP TIME : 1:16.992 DIFFERENCE : 0.341

LAP	SECTOR 1	SECTOR 2	LAP TIME	MPH	DIFF	TIME OF DAY
1 -		27.840	1:27.104	81.79	10.112	16:56:18.391
2 -	***49.924***	27.068	***1:16.992 (1)***	***92.53***		***16:57:35.383***
3 -	50.120	26.959	1:17.079 (3)	92.43	0.087	16:58:52.462
4 -	50.513	26.796	1:17.309	92.15	0.317	17:00:09.771
5 -	50.302	27.077	1:17.379	92.07	0.387	17:01:27.150
6 -	50.309	***26.727***	1:17.036 (2)	92.48	0.044	17:02:44.186

Weather / Track : Bright / Dry

Donington Park National: 1.9790 miles
Date: 01/06/2024 Start: 16:54 Finish: 17:01

BMCRC - MRO Championships 2024 - Rnd 4 @ Donington National

Reactive Parts MRO Powerbikes inc Clubman 1000 & MRO Retro 1000

RACE 14 - SECTOR ANALYSIS

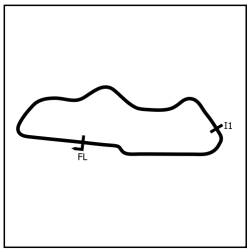

SECTOR 1 = FL to I1, SECTOR 2 = I1 to FL, DIFF = Difference To Personal Best Lap, P = Crossed Finish Line in Pit Lane, D = Time Disallowed

P25 149 C David WILKINS Yamaha R1 - TwoClicksOut Racing

IDEAL LAP TIME : 1:17.146 BEST LAP TIME : 1:17.193 DIFFERENCE : 0.047

LAP	SECTOR 1	SECTOR 2	LAP TIME	MPH	DIFF	TIME OF DAY
1 -		26.909	1:25.085	83.73	7.892	16:56:16.372
2 -	***50.503***	27.282	1:17.785 **(3)**	91.59	0.592	16:57:34.157
3 -	50.951	26.853	1:17.804	91.57	0.611	16:58:51.961
4 -	50.635	26.743	1:17.378 **(2)**	92.07	0.185	17:00:09.339
5 -	50.550	***26.643***	***1:17.193*** **(1)**	***92.29***		***17:01:26.532***
6 -	50.681	27.770	1:18.451	90.81	1.258	17:02:44.983

P26 169 Ret_C Cory SMITH -

IDEAL LAP TIME : 1:17.019 BEST LAP TIME : 1:17.336 DIFFERENCE : 0.317

LAP	SECTOR 1	SECTOR 2	LAP TIME	MPH	DIFF	TIME OF DAY
1 -		26.949	1:25.584	83.24	8.248	16:56:16.871
2 -	50.517	27.779	1:18.296	90.99	0.960	16:57:35.167
3 -	50.723	26.856	1:17.579 **(3)**	91.83	0.243	16:58:52.746
4 -	50.563	***26.790***	1:17.353 **(2)**	92.10	0.017	17:00:10.099
5 -	***50.229***	27.107	***1:17.336*** **(1)**	***92.12***		***17:01:27.435***
6 -	50.354	27.573	1:17.927	91.42	0.591	17:02:45.362

P27 23 C Jason PAES Aprilia RSV4 - J&R Electrical Ltd

IDEAL LAP TIME : 1:16.125 BEST LAP TIME : 1:16.162 DIFFERENCE : 0.037

LAP	SECTOR 1	SECTOR 2	LAP TIME	MPH	DIFF	TIME OF DAY
1 -		27.307	1:28.254	80.72	12.092	16:56:19.541
2 -	50.413	26.969	1:17.382 **(3)**	92.07	1.220	16:57:36.923
3 -	51.387	27.009	1:18.396	90.88	2.234	16:58:55.319
4 -	52.013	26.486	1:18.499	90.76	2.337	17:00:13.818
5 -	***50.124***	26.038	***1:16.162*** **(1)**	***93.54***		***17:01:29.980***
6 -	50.470	***26.001***	1:16.471 **(2)**	93.16	0.309	17:02:46.451

P28 243 Ret_C Tony Le GALLEZ Kawasaki ZX10R - Guttersnipe

IDEAL LAP TIME : 1:17.514 BEST LAP TIME : 1:17.766 DIFFERENCE : 0.252

LAP	SECTOR 1	SECTOR 2	LAP TIME	MPH	DIFF	TIME OF DAY
1 -		27.378	1:27.441	81.47	9.675	16:56:18.728
2 -	***50.831***	26.935	***1:17.766*** **(1)**	***91.61***		***16:57:36.494***
3 -	51.435	27.219	1:18.654 **(3)**	90.58	0.888	16:58:55.148
4 -	51.889	***26.683***	1:18.572 **(2)**	90.67	0.806	17:00:13.720
5 -	52.353	27.499	1:19.852	89.22	2.086	17:01:33.572
6 -	53.175	27.738	1:20.913	88.05	3.147	17:02:54.485

P29 274 Stewart LATIMER SUZUKI GSXR1000 RR - Fat Bloke Racing RR

IDEAL LAP TIME : 1:19.602 BEST LAP TIME : 1:19.785 DIFFERENCE : 0.183

LAP	SECTOR 1	SECTOR 2	LAP TIME	MPH	DIFF	TIME OF DAY
1 -		***27.516***	1:28.155	80.81	8.370	16:56:19.442
2 -	52.156	27.629	***1:19.785*** **(1)**	***89.29***		***16:57:39.227***
3 -	52.791	27.950	1:20.741	88.24	0.956	16:58:59.968
4 -	***52.086***	27.897	1:19.983 **(2)**	89.07	0.198	17:00:19.951
5 -	52.310	27.824	1:20.134	88.90	0.349	17:01:40.085
6 -	52.142	27.933	1:20.075 **(3)**	88.97	0.290	17:03:00.160

P30 555 Ret_C Tony DRISCOLL Yamaha R1 -

IDEAL LAP TIME : 1:24.693 BEST LAP TIME : 1:24.693 DIFFERENCE : 0.000

LAP	SECTOR 1	SECTOR 2	LAP TIME	MPH	DIFF	TIME OF DAY
1 -		30.344	1:37.503	73.07	12.810	16:56:28.790
2 -	57.892	29.730	1:27.622 **(3)**	81.31	2.929	16:57:56.412
3 -	58.253	29.633	1:27.886	81.06	3.193	16:59:24.298
4 -	56.831	29.405	1:26.236 **(2)**	82.61	1.543	17:00:50.534
5 -	***55.846***	***28.847***	***1:24.693*** **(1)**	***84.12***		***17:02:15.227***

Weather / Track : Bright / Dry

Donington Park National: 1.9790 miles
Date: 01/06/2024 Start: 16:54 Finish: 17:01

BMCRC - MRO Championships 2024 - Rnd 4 @ Donington National

Reactive Parts MRO Powerbikes inc Clubman 1000 & MRO Retro 1000

RACE 14 - SECTOR ANALYSIS

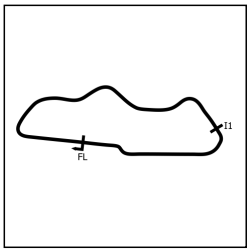

SECTOR 1 = FL to I1, SECTOR 2 = I1 to FL, DIFF = Difference To Personal Best Lap, P = Crossed Finish Line in Pit Lane, D = Time Disallowed

P31 **223** **C** **Rafal KISYK** Suzuki GSXR-1000 -

IDEAL LAP TIME : 1:12.063 BEST LAP TIME : DIFFERENCE :

LAP	SECTOR 1	SECTOR 2	LAP TIME	MPH	DIFF	TIME OF DAY
1 -		***25.289***	1:16.885	92.66		16:56:08.172

Weather / Track : Bright / Dry

Donington Park National: 1.9790 miles
Date: 01/06/2024 Start: 16:54 Finish: 17:01

BMCRC - MRO Championships 2024 - Rnd 4 @ Donington National

Reactive Parts MRO Powerbikes inc Clubman 1000 & MRO Retro 1000

RACE 14 - BEST SECTORS

SECTOR 1				SECTOR 2			IDEAL / BEST COMPARISON					
POS	NO	NAME	TIME	NO	NAME	TIME	POS	NO	NAME	IDEAL	BEST	DIFF
									PERFECT LAP	1:09.839		
1	173	DRAPER	45.474	26	WAINWRIGHT	24.365	1	173	DRAPER	1:09.936	1:09.999	0.063
2	26	WAINWRIGHT	45.689	173	DRAPER	24.462	2	26	WAINWRIGHT	1:10.054	1:10.161	0.107
3	1	WILSON	45.703	1	WILSON	24.594	3	1	WILSON	1:10.297	1:10.457	0.160
4	99	BUTTERWORTH	46.374	80	CREASEY	24.860	4	99	BUTTERWORTH	1:11.249	1:11.373	0.124
5	80	CREASEY	46.441	99	BUTTERWORTH	24.875	5	80	CREASEY	1:11.301	1:11.301	0.000
6	223	KISYK	46.774	65	BAKER	24.991	6	65	BAKER	1:12.061	1:12.210	0.149
7	65	BAKER	47.070	271	JOHNSON	25.257	7	223	KISYK	1:12.063		
8	152	MANTELL	47.101	223	KISYK	25.289	8	152	MANTELL	1:12.471	1:12.838	0.367
9	818	SYMON	47.610	818	SYMON	25.326	9	818	SYMON	1:12.936	1:12.951	0.015
10	48	COLLINS	47.653	152	MANTELL	25.370	10	48	COLLINS	1:13.148	1:13.154	0.006
11	188	KRAWIECKI	48.021	48	COLLINS	25.495	11	38	WEBSTER	1:13.553	1:13.553	0.000
12	38	WEBSTER	48.039	38	WEBSTER	25.514	12	188	KRAWIECKI	1:13.569	1:13.683	0.114
13	13	MERCER	48.308	188	KRAWIECKI	25.548	13	271	JOHNSON	1:13.645	1:13.683	0.038
14	271	JOHNSON	48.388	13	MERCER	25.636	14	13	MERCER	1:13.944	1:14.175	0.231
15	105	LINDSAY	48.632	18	CERNIAUSKAS	25.780	15	18	CERNIAUSKAS	1:14.641	1:14.749	0.108
16	333	HOUGHTON	48.726	333	HOUGHTON	25.933	16	333	HOUGHTON	1:14.659	1:14.659	0.000
17	18	CERNIAUSKAS	48.861	23	PAES	26.001	17	105	LINDSAY	1:14.703	1:14.723	0.020
18	19	DONOVAN	48.902	105	LINDSAY	26.071	18	19	DONOVAN	1:15.017	1:15.313	0.296
19	78	THOMAS	49.377	19	DONOVAN	26.115	19	78	THOMAS	1:15.965	1:16.054	0.089
20	63	WREN	49.633	7	JENKINS	26.239	20	7	JENKINS	1:16.034	1:16.323	0.289
21	7	JENKINS	49.795	29	JAMES	26.460	21	23	PAES	1:16.125	1:16.162	0.037
22	14	KILLWORTH	49.924	63	WREN	26.502	22	63	WREN	1:16.135	1:16.519	0.384
23	29	JAMES	49.991	78	THOMAS	26.588	23	29	JAMES	1:16.451	1:17.277	0.826
24	123	VINCER	50.052	116	WALBRIDGE	26.590	24	14	KILLWORTH	1:16.651	1:16.992	0.341
25	23	PAES	50.124	123	VINCER	26.643	25	123	VINCER	1:16.695	1:16.882	0.187
26	116	WALBRIDGE	50.173	149	WILKINS	26.643	26	116	WALBRIDGE	1:16.763	1:16.833	0.070
27	169	SMITH	50.229	243	GALLEZ	26.683	27	169	SMITH	1:17.019	1:17.336	0.317
28	149	WILKINS	50.503	14	KILLWORTH	26.727	28	149	WILKINS	1:17.146	1:17.193	0.047
29	243	GALLEZ	50.831	169	SMITH	26.790	29	243	GALLEZ	1:17.514	1:17.766	0.252
30	274	LATIMER	52.086	274	LATIMER	27.516	30	274	LATIMER	1:19.602	1:19.785	0.183
31	555	DRISCOLL	55.846	555	DRISCOLL	28.847	31	555	DRISCOLL	1:24.693	1:24.693	0.000

Weather / Track : Bright / Dry

Donington Park National: 1.9790 miles
Date: 01/06/2024 Start: 16:54 Finish: 17:01

Results can be found at www.tsl-timing.com

Printed - 17:03 Saturday, 01 June 2024

BMCRC - MRO Championships 2024 - Rnd 4 @ Donington National

Reactive Parts MRO Powerbikes inc Clubman 1000 & MRO Retro 1000

RACE 14 - STATISTICS

Competitors Started	31
Planned Start	2024-06-01 @ 16:30:00.000
Actual Start	2024-06-01 @ 16:54:51.286
Finish Time	2024-06-01 @ 17:01:57.322
Track Length	1.9790mi.
Total Laps	180
Total Distance Covered	356.2321mi.

Session Fastest Lap History

NO	CL	NAME	LAP TIME	TIME OF DAY	LAP	VEHICLE
26		**Josh WAINWRIGHT**	**1:10.934**	16:57:16.295	2	Honda CBR1000
1		**Nicky WILSON**	**1:10.457**	16:57:17.002	2	Suzuki GSXR 1000
26		**Josh WAINWRIGHT**	**1:10.302**	16:58:26.596	3	Honda CBR1000
26		**Josh WAINWRIGHT**	**1:10.250**	16:59:36.846	4	Honda CBR1000
173		**Stephen DRAPER**	**1:09.999**	17:00:47.721	5	Kawasaki ZX10

Session Leader History

NO	CL	NAME	FROM LAP	LAPS LED	DISTANCE	VEHICLE
26		**Josh WAINWRIGHT**	1	6	11.83 miles	Honda CBR1000

Flag History

TYPE	TIME OF DAY
GREEN	16:54:51.286
FINISH	17:01:57.322

Flag Statistics

TYPE	COUNT	TOTAL LAPS	TOTAL TIME
Green	1	6	8:17.302
Red	0	0	0.000
Safety Car	0	0	0.000
FCY	0	0	0.000

BMCRC - MRO Championships 2024 - Rnd 4 @ Donington National

Reactive Parts MRO Powerbikes inc Clubman 1000 & MRO Retro 1000

RACE 14 - STATISTICS

CLASS : 11 Starters

Fastest Lap History

NO	NAME	LAP TIME	TIME OF DAY	LAP	VEHICLE
26	**Josh WAINWRIGHT**	**1:10.934**	16:57:16.295	2	Honda CBR1000
1	**Nicky WILSON**	**1:10.457**	16:57:17.002	2	Suzuki GSXR 1000
26	**Josh WAINWRIGHT**	**1:10.302**	16:58:26.596	3	Honda CBR1000
26	**Josh WAINWRIGHT**	**1:10.250**	16:59:36.846	4	Honda CBR1000
173	**Stephen DRAPER**	**1:09.999**	17:00:47.721	5	Kawasaki ZX10

Leader History

NO	NAME	FROM LAP	LAPS LED	DISTANCE	VEHICLE
26	**Josh WAINWRIGHT**	1	6	11.83 miles	Honda CBR1000

BMCRC - MRO Championships 2024 - Rnd 4 @ Donington National

Reactive Parts MRO Powerbikes inc Clubman 1000 & MRO Retro 1000

RACE 14 - STATISTICS

CLASS : C

10 Starters

Fastest Lap History

NO	NAME	LAP TIME	TIME OF DAY	LAP	VEHICLE
80	**Morgan CREASEY**	**1:11.301**	16:57:18.815	2	Suzuki GSXR 1000 K7

Leader History

NO	NAME	FROM LAP	LAPS LED	DISTANCE	VEHICLE
80	**Morgan CREASEY**	1	6	11.83 miles	Suzuki GSXR 1000 K7

BMCRC - MRO Championships 2024 - Rnd 4 @ Donington National

Reactive Parts MRO Powerbikes inc Clubman 1000 & MRO Retro 1000

RACE 14 - STATISTICS

CLASS : Ret_C

8 Starters

Fastest Lap History

NO	NAME	LAP TIME	TIME OF DAY	LAP	VEHICLE
99	**Steven BUTTERWORTH**	**1:11.373**	16:57:18.551	2	Yamaha R1

Leader History

NO	NAME	FROM LAP	LAPS LED	DISTANCE	VEHICLE
99	**Steven BUTTERWORTH**	1	6	11.83 miles	Yamaha R1

BMCRC - MRO Championships 2024 - Rnd 4 @ Donington National

Reactive Parts MRO Powerbikes inc Clubman 1000 & MRO Retro 1000

RACE 14 - STATISTICS

CLASS : Ret_N

2 Starters

Fastest Lap History

NO	NAME	LAP TIME	TIME OF DAY	LAP	VEHICLE
818	**Alex SYMON**	**1:13.341**	16:57:25.838	2	Kawasaki ZX10R
818	**Alex SYMON**	**1:13.203**	16:59:52.914	4	Kawasaki ZX10R
818	**Alex SYMON**	**1:12.951**	17:02:19.306	6	Kawasaki ZX10R

Leader History

NO	NAME	FROM LAP	LAPS LED	DISTANCE	VEHICLE
818	**Alex SYMON**	1	6	11.83 miles	Kawasaki ZX10R

MRO POWERBIKES | MRO CLUBMAN 1000 CUP | MRO RETRO 1000S

BMCRC - MRO Championships 2024 - Rnd 4 @ Donington National

Reactive Parts MRO Powerbikes inc Clubman 1000 & MRO Retro 1000

RACE 4 - GRID (10 Laps)

ROW 14			40 145 Jake MARSH	
ROW 13	39 90 Aaren CARPENTER	38 84 Martyn DELLOW	37 35 Joe MILES	
ROW 12	36 34 Ben CHEESEMAN	35 49 Luke WALLINGTON	34 24 Callum MANLEY	
ROW 11	33 20 Connor SWYER	32 4 Remi MATUZAS	31 555 Tony DRISCOLL 1:24.693	
ROW 10	30 274 Stewart LATIMER 1:19.785	29 243 Tony Le GALLEZ 1:17.766	28 169 Cory SMITH 1:17.336	
ROW 9	27 29 David JAMES 1:17.277	26 149 David WILKINS 1:17.193	25 14 Hayden KILLWORTH 1:16.992	
ROW 8	24 123 James VINCER 1:16.882	23 116 Ade WALBRIDGE 1:16.833	22 63 Matthew WREN 1:16.519	
ROW 7	21 7 Seb JENKINS 1:16.323	20 23 Jason PAES 1:16.162	19 78 Jamie THOMAS 1:16.054	
ROW 6	18 19 Tyler DONOVAN 1:15.313	17 18 Sigitas CERNIAUSKAS 1:14.749	16 105 Dave LINDSAY 1:14.723	
ROW 5	15 333 Andrew HOUGHTON 1:14.659	14 13 Daniel MERCER 1:14.175	13 188 Dawid KRAWIECKI 1:13.683	
ROW 4	12 223 Rafal KISYK	11 271 Daniel JOHNSON 1:13.683	10 38 Austen WEBSTER 1:13.553	
ROW 3	9 48 Aaron COLLINS 1:13.154	8 818 Alex SYMON 1:12.951	7 152 Barry MANTELL 1:12.838	
ROW 2	6 65 Peter BAKER 1:12.210	5 99 Steven BUTTERWORTH 1:11.373	4 80 Morgan CREASEY 1:11.301	
ROW 1	3 1 Nicky WILSON 1:10.457	2 26 Josh WAINWRIGHT 1:10.161	1 173 Stephen DRAPER 1:09.999	

Pole

These results are provisional until the conclusion of any judicial and technical matters.

Donington Park National: 1.9790 miles

Clerk Of Course:	Stewards:	Timekeeper: Craig Smith	

Results can be found at www.tsl-timing.com

Printed - 17:05 Saturday, 01 June 2024

TSL SPORTS TIMING TIMING SOLUTIONS LTD

MRO POWERBIKES | MRO CLUBMAN 1000 CUP | MRO RETRO 1000S

BMCRC - MRO Championships 2024 - Rnd 4 @ Donington National

Reactive Parts MRO Powerbikes inc Clubman 1000 & MRO Retro 1000

RACE 4 - CLASSIFICATION

Race Distance: 9 Laps / 17.81 miles

POS	NO	CL	PIC	NAME	ENTRY	LAPS	TIME	GAP	DIFF	MPH	BEST	ON	GRD	↑↓
1	**26**		1	Josh WAINWRIGHT	Honda CBR1000 - JW MOT Centre	**9**	10:39.453			100.06	**1:09.239**	2	2	1
2	**173**		2	Stephen DRAPER	Kawasaki ZX10 -	**9**	10:43.602	**4.149**	4.149	99.41	**1:10.791**	5	1	-1
3	**99**	Ret_C	1	Steven BUTTERWORTH	Yamaha R1 -	**9**	10:44.457	**5.004**	0.855	99.28	**1:10.815**	5	5	2
4	**80**	C	1	Morgan CREASEY	Suzuki GSXR 1000 K7 - Warics Ltd	**9**	10:48.958	**9.505**	4.501	98.59	**1:10.775**	7	4	0
5	**1**		3	Nicky WILSON	Suzuki GSXR 1000 - Demon GP/Haslemere Motorcycles	**9**	10:49.122	**9.669**	0.164	98.57	**1:10.811**	4	3	-2
6	**49**		4	Luke WALLINGTON	Honda Fireblade - Elmech Racing Team	**9**	10:50.358	**10.905**	1.236	98.38	**1:10.734**	9	35	29
7	**65**		5	Peter BAKER	Kawasaki ZX10R - TJ & Peter Baker M/C. Dodfrey engineeri	**9**	10:56.789	**17.336**	6.431	97.42	**1:12.242**	3	6	-1
8	**818**	Ret_N	1	Alex SYMON	Kawasaki ZX10R - MCW	**9**	10:56.954	**17.501**	0.165	97.39	**1:12.086**	7	8	0
9	**48**	C	2	Aaron COLLINS	Bmw S1000RR - Precision installations	**9**	10:59.861	**20.408**	2.907	96.96	**1:12.132**	5	9	0
10	**223**	C	3	Rafal KISYK	Suzuki GSXR-1000 -	**9**	11:03.095	**23.642**	3.234	96.49	**1:12.139**	7	12	2
11	**38**		6	Austen WEBSTER	Kawasaki ZX10R - Ace Motorcycles	**9**	11:05.632	**26.179**	2.537	96.12	**1:12.776**	9	10	-1
12	**271**		7	Daniel JOHNSON	BMW S1000 RR -	**9**	11:07.604	**28.151**	1.972	95.84	**1:13.012**	4	11	-1
13	**188**		8	Dawid KRAWIECKI	Yamaha R1 - Code Blue LTD & D A East Electrical	**9**	11:10.098	**30.645**	2.494	95.48	**1:13.321**	6	13	0
14	**18**	C	4	Sigitas CERNIAUSKAS	Yamaha R1 - SC MOTO	**9**	11:22.391	**42.938**	12.293	93.76	**1:14.485**	8	17	3
15	**13**	Ret_C	2	Daniel MERCER	Honda CBR1000RR - Merc&Co Racing, Apex2Apex promo	**9**	11:23.642	**44.189**	1.251	93.59	**1:14.596**	8	14	-1
16	**105**	C	5	Dave LINDSAY	Yamaha R1 - TD racing	**9**	11:24.452	**44.999**	0.810	93.48	**1:14.694**	7	16	0
17	**123**	C	6	James VINCER	Suzuki GSXR R - John Butcher Bros	**9**	11:32.013	**52.560**	7.561	92.46	**1:15.099**	6	24	7
18	**7**	C	7	Seb JENKINS	Yamaha YZF-R1 - TBR Performance	**9**	11:33.125	**53.672**	1.112	92.31	**1:15.378**	6	21	3
19	**34**	C	8	Ben CHEESEMAN	Kawasaki ZX10RR - BCH Services Kent Ltd	**9**	11:35.743	**56.290**	2.618	91.96	**1:14.705**	3	36	17
20	**116**		9	Ade WALBRIDGE	Yamaha R1 - 3 Bridges Racing	**9**	11:36.607	**57.154**	0.864	91.85	**1:15.510**	7	23	3
21	**46**	C	9	Simon GATES	Yamaha R1 -	**9**	11:37.644	**58.191**	1.037	91.71	**1:15.611**	8		
22	**63**	Ret_N	2	Matthew WREN	Suzuki GSXR - TBR performance	**9**	11:37.942	**58.489**	0.298	91.67	**1:15.595**	7	22	0
23	**333**		10	Andrew HOUGHTON	BMW S1000RR - Techoir	**9**	11:38.317	**58.864**	0.375	91.62	**1:15.460**	8	15	-8
24	**78**	Ret_C	3	Jamie THOMAS	Suzuki GSXR 1000 - Team RubyRacing	**9**	11:40.036	**1:00.583**	1.719	91.40	**1:15.996**	2	19	-5
25	**23**	C	10	Jason PAES	Aprilia RSV4 - J&R Electrical Ltd	**9**	11:43.070	**1:03.617**	3.034	91.00	**1:15.756**	8	20	-5
26	**14**	Ret_C	4	Hayden KILLWORTH	Suzuki GSXR 1000 - GreenPlantUK - H11xy - Helmet City	**9**	11:43.185	**1:03.732**	0.115	90.99	**1:16.158**	6	25	-1
27	**17**	Ret_C	5	Jordan KILLWORTH	Kawasaki ZX10R - Greenplant/BK/Rabbit	**9**	11:43.274	**1:03.821**	0.089	90.98	**1:16.124**	7		

NOT CLASSIFIED

DNF	**152**			Barry MANTELL	Kawaskai ZX10R - Swedish car connection	**4**	4:57.324	**5 Laps**	5 Laps	95.39	**1:12.305**	2	7	
DNF	**97**	Ret_N		Alex MANN	Yamaha R1 - Michael Jones Jeweller, Esprit Group, Eastg	**3**	4:09.161	**6 Laps**	1 Lap	85.23	**1:17.353**	2		
DNF	**20**	Ret_C		Connor SWYER	SUZUKI GSXR 1000 K6 - WSC Performace & lleithyr farm &	**3**	4:13.262	**6 Laps**	4.101	83.85	**1:19.114**	2	33	
DNF	**149**	C		David WILKINS	Yamaha R1 - TwoClicksOut Racing	**2**	2:46.839	**7 Laps**	1 Lap	84.58			26	
DNF	**274**			Stewart LATIMER	SUZUKI GSXR1000 RR - Fat Bloke Racing RR	**1**	1:28.823	**8 Laps**	1 Lap	78.67			30	
DNF	**555**	Ret_C		Tony DRISCOLL	Yamaha R1 -	**1**	1:34.692	**8 Laps**	5.869	73.79			31	
DNF	**19**	Ret_C		Tyler DONOVAN	- Tinder Corp	**0**							18	

FASTEST LAP

26		Josh WAINWRIGHT	Honda CBR1000 - JW MOT Centre	**2**	1:09.239	102.89 mph	165.60 kph
80	C	Morgan CREASEY	Suzuki GSXR 1000 K7 - Warics Ltd	**7**	1:10.775	100.66 mph	162.00 kph
99	Ret_C	Steven BUTTERWORTH	Yamaha R1 -	**5**	1:10.815	100.60 mph	161.91 kph
818	Ret_N	Alex SYMON	Kawasaki ZX10R - MCW	**7**	1:12.086	98.83 mph	159.06 kph

Comments:
Class - 92.5% of Race Speed = 92.55 mph
Class Ret_C - 92.5% of Race Speed = 91.83 mph
Class C - 92.5% of Race Speed = 91.19 mph
Class Ret_N - 92.5% of Race Speed = 90.08 mph

Weather / Track : Sunny / Dry
These results are provisional until the conclusion of any judicial and technical matters.

Date: 02/06/2024 Start: 11:10 Finish: 11:21
Donington Park National: 1.9790 miles

Clerk Of Course:	Stewards:	Timekeeper: Craig Smith	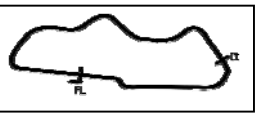

BMCRC - MRO Championships 2024 - Rnd 4 @ Donington National

Reactive Parts MRO Powerbikes inc Clubman 1000 & MRO Retro 1000

RACE 4 - LAP CHART

LAP 1 @ 11:11:54.581

NO	BEHIND	LAP TIME
26		1:14.147
173	0.874	1:15.021
99	1.388	1:15.535
818	2.715	1:16.862
1	2.888	1:17.035
80	3.090	1:17.237
65	3.619	1:17.766
152	4.353	1:18.500
38	5.400	1:19.547
48	5.549	1:19.696
188	5.738	1:19.885
271	6.095	1:20.242
223	6.667	1:20.814
49	6.759	1:20.906
18	7.336	1:21.483
13	7.953	1:22.100
105	8.504	1:22.651
78	8.816	1:22.963
63	9.324	1:23.471
149	9.865	1:24.012
123	10.184	1:24.331
7	10.355	1:24.502
116	10.692	1:24.839
46	11.174	1:25.321
17	11.530	1:25.677
23	12.263	1:26.410
34	12.645	1:26.792
333	13.014	1:27.161
14	13.090	1:27.237
20	13.746	1:27.893
97	13.818	1:27.965
274	14.676	1:28.823
555	20.545	1:34.692

LAP 2 @ 11:13:03.820

NO	BEHIND	LAP TIME
26		1:09.239
173	2.964	1:11.329
99	3.355	1:11.206
1	4.968	1:11.319
80	5.844	1:11.993
818	6.389	1:12.913
65	6.642	1:12.262
152	7.419	1:12.305
48	8.813	1:12.503
49	8.963	1:11.443
38	10.098	1:13.937
188	10.575	1:14.076
223	11.425	1:13.997
271	11.501	1:14.645
13	13.718	1:15.004
18	13.989	1:15.892
105	14.837	1:15.572
78	15.573	1:15.996
63	15.913	1:15.828
123	17.324	1:16.379
7	18.353	1:17.237
116	18.841	1:17.388
46	19.248	1:17.313
17	20.380	1:18.089
34	20.578	1:17.172
23	20.892	1:17.868
333	21.254	1:17.479
97	21.932	1:17.353
14	22.471	1:18.620
149	23.453	1:22.827 P
20	23.621	1:19.114

LAP 3 @ 11:14:13.234

NO	BEHIND	LAP TIME
26		1:09.414
173	4.737	1:11.187
99	5.114	1:11.173
1	6.368	1:10.814
80	8.054	1:11.624
65	9.470	1:12.242
818	9.948	1:12.973
49	10.761	1:11.212
152	11.267	1:13.262
48	12.498	1:13.099
38	14.318	1:13.634
223	14.735	1:12.724
188	14.903	1:13.742
271	15.488	1:13.401
13	19.401	1:15.097
18	19.888	1:15.313
105	20.507	1:15.084
63	22.610	1:16.111
78	23.020	1:16.861
123	23.451	1:15.541
7	24.573	1:15.634
116	25.079	1:15.652
34	25.869	1:14.705
46	26.192	1:16.358
23	28.710	1:17.232
333	29.273	1:17.433
17	29.934	1:18.968
14	30.600	1:17.543
97	36.361	1:23.843 P
20	40.462	1:26.255 P

LAP 4 @ 11:15:23.760

NO	BEHIND	LAP TIME
26		1:10.526
173	5.575	1:11.364
99	5.971	1:11.383
1	6.653	1:10.811
80	8.954	1:11.426
65	11.272	1:12.328
49	11.543	1:11.308
818	11.937	1:12.515
152	13.998	1:13.257
48	14.214	1:12.242
223	17.127	1:12.918
38	17.510	1:13.718
188	17.743	1:13.366
271	17.974	1:13.012
18	24.410	1:15.048
13	24.605	1:15.730
105	25.118	1:15.137
78	29.691	1:17.197
63	30.110	1:18.026
123	30.340	1:17.415
7	30.542	1:16.495
34	31.064	1:15.721
116	31.401	1:16.848
46	31.814	1:16.148
23	34.520	1:16.336
333	35.237	1:16.490
17	36.383	1:16.975
14	37.015	1:16.941

LAP 5 @ 11:16:34.747

NO	BEHIND	LAP TIME
26		1:10.987
173	5.379	1:10.791
99	5.799	1:10.815
1	6.500	1:10.834
80	8.794	1:10.827
49	12.180	1:11.624
65	12.731	1:12.446
818	13.106	1:12.156
48	15.359	1:12.132
223	18.608	1:12.468
38	19.559	1:13.036
188	20.455	1:13.699
271	20.619	1:13.632
18	28.823	1:15.400
13	29.925	1:16.307
105	30.844	1:16.713
78	35.633	1:16.929
63	35.813	1:16.690
123	35.922	1:16.569
7	36.121	1:16.566
34	36.350	1:16.273
116	36.887	1:16.473
46	37.293	1:16.466
23	40.346	1:16.813
333	40.612	1:16.362
17	42.442	1:17.046
14	43.424	1:17.396

LAP 6 @ 11:17:46.071

NO	BEHIND	LAP TIME
26		1:11.324
173	4.917	1:10.862
99	5.573	1:11.098
1	6.840	1:11.664
80	8.518	1:11.048
49	11.764	1:10.908
65	13.746	1:12.339
818	14.421	1:12.639
48	16.400	1:12.365
223	20.079	1:12.795
38	21.201	1:12.966
188	22.452	1:13.321
271	22.599	1:13.304
18	32.689	1:15.190
13	33.817	1:15.216
105	34.306	1:14.786
123	39.697	1:15.099
7	40.175	1:15.378
63	41.743	1:17.254
78	42.127	1:17.818
116	42.553	1:16.990
46	42.819	1:16.850
34	42.898	1:17.872
333	45.383	1:16.095
23	46.210	1:17.188
17	47.833	1:16.715
14	48.258	1:16.158

LAP 7 @ 11:18:56.490

NO	BEHIND	LAP TIME
26		1:10.419
173	5.363	1:10.865
99	6.372	1:11.218
1	8.266	1:11.845
80	8.874	1:10.775
49	12.470	1:11.125
65	15.649	1:12.322
818	16.088	1:12.086
48	18.280	1:12.299
223	21.799	1:12.139
38	23.701	1:12.919
271	25.273	1:13.093
188	25.923	1:13.890
18	36.921	1:14.651
13	38.008	1:14.610
105	38.581	1:14.694
123	45.221	1:15.943
7	45.526	1:15.770
63	46.919	1:15.595
116	47.644	1:15.510
34	48.659	1:16.180
46	49.437	1:17.037
78	49.799	1:18.091
333	51.301	1:16.337
23	52.054	1:16.263
17	53.538	1:16.124
14	54.308	1:16.469

LAP 8 @ 11:20:07.194

NO	BEHIND	LAP TIME
26		1:10.704
173	5.646	1:10.987
99	6.642	1:10.974
80	9.991	1:11.821
1	10.168	1:12.606
49	12.864	1:11.098
65	17.600	1:12.655
818	17.902	1:12.518
48	20.504	1:12.928
223	23.485	1:12.390
38	26.096	1:13.099
271	27.762	1:13.193
188	29.167	1:13.948
18	40.702	1:14.485
13	41.900	1:14.596
105	42.896	1:15.019
123	49.697	1:15.180
7	50.578	1:15.756
63	52.880	1:16.665
116	53.338	1:16.398
34	53.424	1:15.469
46	54.344	1:15.611
78	55.809	1:16.714
333	56.057	1:15.460
23	57.106	1:15.756
17	59.549	1:16.715
14	1:00.150	1:16.546

LAP 9 @ 11:21:19.887

NO	BEHIND	LAP TIME
26		1:12.693
173	4.149	1:11.196
99	5.004	1:11.055
80	9.505	1:12.207
1	9.669	1:12.194
49	10.905	1:10.734
65	17.336	1:12.429
818	17.501	1:12.292
48	20.408	1:12.597
223	23.642	1:12.850
38	26.179	1:12.776
271	28.151	1:13.082
188	30.645	1:14.171
18	42.938	1:14.929
13	44.189	1:14.982
105	44.999	1:14.796
123	52.560	1:15.556
7	53.672	1:15.787
34	56.290	1:15.559
116	57.154	1:16.509
46	58.191	1:16.540
63	58.489	1:18.302
333	58.864	1:15.500
78	1:00.583	1:17.467
23	1:03.617	1:19.204
14	1:03.732	1:16.275
17	1:03.821	1:16.965

Weather / Track : Sunny / Dry

Donington Park National: 1.9790 miles
Date: 02/06/2024 Start: 11:10 Finish: 11:21

Results can be found at www.tsl-timing.com

Printed - 11:23 Sunday, 02 June 2024

BMCRC - MRO Championships 2024 - Rnd 4 @ Donington National

Reactive Parts MRO Powerbikes inc Clubman 1000 & MRO Retro 1000

RACE 4 - POSITION CHART

No	Name	Lap / Pos	1	2	3	4	5	6	7	8	9
173	DRAPER	1	26	26	26	26	26	26	26	26	26
26	WAINWRIGHT	2	173	173	173	173	173	173	173	173	173
1	WILSON	3	99	99	99	99	99	99	99	99	99
80	CREASEY	4	818	1	1	1	1	1	1	80	80
99	BUTTERWORTH	5	1	80	80	80	80	80	80	1	1
65	BAKER	6	80	818	65	65	49	49	49	49	49
152	MANTELL	7	65	65	818	49	65	65	65	65	65
818	SYMON	8	152	152	49	818	818	818	818	818	818
48	COLLINS	9	38	48	152	152	48	48	48	48	48
38	WEBSTER	10	48	49	48	48	223	223	223	223	223
271	JOHNSON	11	188	38	38	223	38	38	38	38	38
223	KISYK	12	271	188	223	38	188	188	271	271	271
188	KRAWIECKI	13	223	223	188	188	271	271	188	188	188
13	MERCER	14	49	271	271	271	18	18	18	18	18
333	HOUGHTON	15	18	13	13	18	13	13	13	13	13
105	LINDSAY	16	13	18	18	13	105	105	105	105	105
18	CERNIAUSKAS	17	105	105	105	105	78	123	123	123	123
19	DONOVAN	18	78	78	63	78	63	7	7	7	7
78	THOMAS	19	63	63	78	63	123	63	63	63	34
23	PAES	20	149	123	123	123	7	78	116	116	116
7	JENKINS	21	123	7	7	7	34	116	34	34	46
63	WREN	22	7	116	116	34	116	46	46	46	63
116	WALBRIDGE	23	116	46	34	116	46	34	78	78	333
123	VINCER	24	46	17	46	46	23	333	333	333	78
14	KILLWORTH	25	17	34	23	23	333	23	23	23	23
149	WILKINS	26	23	23	333	333	17	17	17	17	14
274	LATIMER	27	34	333	17	17	14	14	14	14	17
555	DRISCOLL	28	333	97	14	14					
20	SWYER	29	14	14	*97*						
49	WALLINGTON	30	20	*149*	*20*						
34	CHEESEMAN	31	97	20							
46	GATES	32	274								
17	KILLWORTH	33	555								
97	MANN	34									

Weather / Track : Sunny / Dry

Donington Park National: 1.9790 miles
Date: 02/06/2024 Start: 11:10 Finish: 11:21

Results can be found at www.tsl-timing.com

Printed - 11:23 Sunday, 02 June 2024

BMCRC - MRO Championships 2024 - Rnd 4 @ Donington National

Reactive Parts MRO Powerbikes inc Clubman 1000 & MRO Retro 1000

RACE 4 - SECTOR ANALYSIS

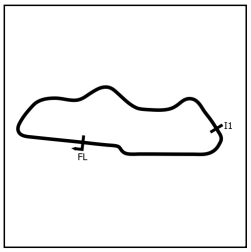

SECTOR 1 = FL to I1, SECTOR 2 = I1 to FL, DIFF = Difference To Personal Best Lap, P = Crossed Finish Line in Pit Lane, D = Time Disallowed

P1 26 Josh WAINWRIGHT Honda CBR1000 - JW MOT Centre

IDEAL LAP TIME : 1:09.239 BEST LAP TIME : 1:09.239 DIFFERENCE : 0.000

LAP	SECTOR 1	SECTOR 2	LAP TIME	MPH	DIFF	TIME OF DAY
1 -		24.546	1:14.147	96.08	4.908	11:11:54.581
2 -	***45.107***	***24.132***	***1:09.239 (1)***	***102.89***		***11:13:03.820***
3 -	45.112	24.302	1:09.414 **(2)**	102.63	0.175	11:14:13.234
4 -	45.816	24.710	1:10.526	101.02	1.287	11:15:23.760
5 -	46.070	24.917	1:10.987	100.36	1.748	11:16:34.747
6 -	46.473	24.851	1:11.324	99.89	2.085	11:17:46.071
7 -	45.737	24.682	1:10.419 **(3)**	101.17	1.180	11:18:56.490
8 -	45.991	24.713	1:10.704	100.76	1.465	11:20:07.194
9 -	46.412	26.281	1:12.693	98.01	3.454	11:21:19.887

P2 173 Stephen DRAPER Kawasaki ZX10 -

IDEAL LAP TIME : 1:10.676 BEST LAP TIME : 1:10.791 DIFFERENCE : 0.115

LAP	SECTOR 1	SECTOR 2	LAP TIME	MPH	DIFF	TIME OF DAY
1 -		24.913	1:15.021	94.96	4.230	11:11:55.455
2 -	46.204	25.125	1:11.329	99.88	0.538	11:13:06.784
3 -	46.360	24.827	1:11.187	100.08	0.396	11:14:17.971
4 -	46.382	24.982	1:11.364	99.83	0.573	11:15:29.335
5 -	45.921	24.870	***1:10.791 (1)***	***100.64***		***11:16:40.126***
6 -	***45.903***	24.959	1:10.862 **(2)**	100.54	0.071	11:17:50.988
7 -	46.092	***24.773***	1:10.865 **(3)**	100.53	0.074	11:19:01.853
8 -	46.083	24.904	1:10.987	100.36	0.196	11:20:12.840
9 -	46.228	24.968	1:11.196	100.07	0.405	11:21:24.036

P3 99 Ret_C Steven BUTTERWORTH Yamaha R1 -

IDEAL LAP TIME : 1:10.705 BEST LAP TIME : 1:10.815 DIFFERENCE : 0.110

LAP	SECTOR 1	SECTOR 2	LAP TIME	MPH	DIFF	TIME OF DAY
1 -		25.010	1:15.535	94.32	4.720	11:11:55.969
2 -	46.236	24.970	1:11.206	100.05	0.391	11:13:07.175
3 -	46.227	24.946	1:11.173	100.10	0.358	11:14:18.348
4 -	46.266	25.117	1:11.383	99.80	0.568	11:15:29.731
5 -	46.005	***24.810***	***1:10.815 (1)***	***100.60***		***11:16:40.546***
6 -	46.281	24.817	1:11.098	100.20	0.283	11:17:51.644
7 -	46.240	24.978	1:11.218	100.03	0.403	11:19:02.862
8 -	46.139	24.835	1:10.974 **(2)**	100.38	0.159	11:20:13.836
9 -	***45.895***	25.160	1:11.055 **(3)**	100.26	0.240	11:21:24.891

P4 80 C Morgan CREASEY Suzuki GSXR 1000 K7 - Warics Ltd

IDEAL LAP TIME : 1:10.775 BEST LAP TIME : 1:10.775 DIFFERENCE : 0.000

LAP	SECTOR 1	SECTOR 2	LAP TIME	MPH	DIFF	TIME OF DAY
1 -		25.313	1:17.237	92.24	6.462	11:11:57.671
2 -	47.100	24.893	1:11.993	98.96	1.218	11:13:09.664
3 -	46.634	24.990	1:11.624	99.47	0.849	11:14:21.288
4 -	46.438	24.988	1:11.426	99.74	0.651	11:15:32.714
5 -	46.065	24.762	1:10.827 **(2)**	100.59	0.052	11:16:43.541
6 -	46.181	24.867	1:11.048 **(3)**	100.27	0.273	11:17:54.589
7 -	***46.043***	***24.732***	***1:10.775 (1)***	***100.66***		***11:19:05.364***
8 -	46.642	25.179	1:11.821	99.19	1.046	11:20:17.185
9 -	46.876	25.331	1:12.207	98.66	1.432	11:21:29.392

Weather / Track : Sunny / Dry

Donington Park National: 1.9790 miles
Date: 02/06/2024 Start: 11:10 Finish: 11:21

BMCRC - MRO Championships 2024 - Rnd 4 @ Donington National

Reactive Parts MRO Powerbikes inc Clubman 1000 & MRO Retro 1000

RACE 4 - SECTOR ANALYSIS

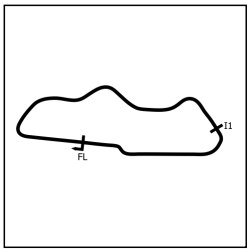

SECTOR 1 = FL to I1, SECTOR 2 = I1 to FL, DIFF = Difference To Personal Best Lap, P = Crossed Finish Line in Pit Lane, D = Time Disallowed

P5 1 Nicky WILSON — Suzuki GSXR 1000 - Demon GP/Haslemere Motorcycles

IDEAL LAP TIME : 1:10.665 BEST LAP TIME : 1:10.811 DIFFERENCE : 0.146

LAP	SECTOR 1	SECTOR 2	LAP TIME	MPH	DIFF	TIME OF DAY
1 -		25.328	1:17.035	92.48	6.224	11:11:57.469
2 -	46.580	***24.739***	1:11.319	99.89	0.508	11:13:08.788
3 -	***45.926***	24.888	1:10.814 **(2)**	100.61	0.003	11:14:19.602
4 -	46.065	24.746	***1:10.811*** **(1)**	***100.61***		***11:15:30.413***
5 -	46.022	24.812	1:10.834 **(3)**	100.58	0.023	11:16:41.247
6 -	46.667	24.997	1:11.664	99.41	0.853	11:17:52.911
7 -	46.687	25.158	1:11.845	99.16	1.034	11:19:04.756
8 -	47.011	25.595	1:12.606	98.12	1.795	11:20:17.362
9 -	46.887	25.307	1:12.194	98.68	1.383	11:21:29.556

P6 49 Luke WALLINGTON — Honda Fireblade - Elmech Racing Team

IDEAL LAP TIME : 1:10.570 BEST LAP TIME : 1:10.734 DIFFERENCE : 0.164

LAP	SECTOR 1	SECTOR 2	LAP TIME	MPH	DIFF	TIME OF DAY
1 -		25.393	1:20.906	88.05	10.172	11:12:01.340
2 -	46.909	***24.534***	1:11.443	99.72	0.709	11:13:12.783
3 -	46.506	24.706	1:11.212	100.04	0.478	11:14:23.995
4 -	46.540	24.768	1:11.308	99.91	0.574	11:15:35.303
5 -	46.680	24.944	1:11.624	99.47	0.890	11:16:46.927
6 -	46.212	24.696	1:10.908 **(2)**	100.47	0.174	11:17:57.835
7 -	46.230	24.895	1:11.125	100.17	0.391	11:19:08.960
8 -	46.468	24.630	1:11.098 **(3)**	100.20	0.364	11:20:20.058
9 -	***46.036***	24.698	***1:10.734*** **(1)**	***100.72***		***11:21:30.792***

P7 65 Peter BAKER — Kawasaki ZX10R - TJ & Peter Baker M/C. Dodfrey engineering

IDEAL LAP TIME : 1:12.046 BEST LAP TIME : 1:12.242 DIFFERENCE : 0.196

LAP	SECTOR 1	SECTOR 2	LAP TIME	MPH	DIFF	TIME OF DAY
1 -		25.636	1:17.766	91.61	5.524	11:11:58.200
2 -	47.062	***25.200***	1:12.262 **(2)**	98.59	0.020	11:13:10.462
3 -	46.955	25.287	***1:12.242*** **(1)**	***98.62***		***11:14:22.704***
4 -	47.102	25.226	1:12.328	98.50	0.086	11:15:35.032
5 -	***46.846***	25.600	1:12.446	98.34	0.204	11:16:47.478
6 -	46.888	25.451	1:12.339	98.48	0.097	11:17:59.817
7 -	46.920	25.402	1:12.322 **(3)**	98.51	0.080	11:19:12.139
8 -	47.277	25.378	1:12.655	98.06	0.413	11:20:24.794
9 -	46.859	25.570	1:12.429	98.36	0.187	11:21:37.223

P8 818 Ret_N Alex SYMON — Kawasaki ZX10R - MCW

IDEAL LAP TIME : 1:12.085 BEST LAP TIME : 1:12.086 DIFFERENCE : 0.001

LAP	SECTOR 1	SECTOR 2	LAP TIME	MPH	DIFF	TIME OF DAY
1 -		25.399	1:16.862	92.69	4.776	11:11:57.296
2 -	47.644	25.269	1:12.913	97.71	0.827	11:13:10.209
3 -	47.707	25.266	1:12.973	97.63	0.887	11:14:23.182
4 -	47.218	25.297	1:12.515	98.25	0.429	11:15:35.697
5 -	46.996	***25.160***	1:12.156 **(2)**	98.73	0.070	11:16:47.853
6 -	47.321	25.318	1:12.639	98.08	0.553	11:18:00.492
7 -	***46.925***	25.161	***1:12.086*** **(1)**	***98.83***		***11:19:12.578***
8 -	47.135	25.383	1:12.518	98.24	0.432	11:20:25.096
9 -	47.099	25.193	1:12.292 **(3)**	98.55	0.206	11:21:37.388

BMCRC - MRO Championships 2024 - Rnd 4 @ Donington National

Reactive Parts MRO Powerbikes inc Clubman 1000 & MRO Retro 1000

RACE 4 - SECTOR ANALYSIS

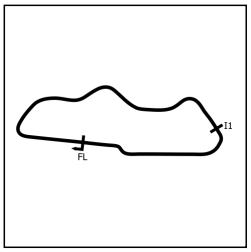

SECTOR 1 = FL to I1, SECTOR 2 = I1 to FL, DIFF = Difference To Personal Best Lap, P = Crossed Finish Line in Pit Lane, D = Time Disallowed

P9 48 C Aaron COLLINS Bmw S1000RR - Precision installations

IDEAL LAP TIME : 1:11.710 BEST LAP TIME : 1:12.132 DIFFERENCE : 0.422

LAP	SECTOR 1	SECTOR 2	LAP TIME	MPH	DIFF	TIME OF DAY
1 -		25.917	1:19.696	89.39	7.564	11:12:00.130
2 -	47.042	25.461	1:12.503	98.26	0.371	11:13:12.633
3 -	47.662	25.437	1:13.099	97.46	0.967	11:14:25.732
4 -	46.974	***25.268***	1:12.242 **(2)**	98.62	0.110	11:15:37.974
5 -	***46.442***	25.690	***1:12.132*** **(1)**	***98.77***		***11:16:50.106***
6 -	46.704	25.661	1:12.365	98.45	0.233	11:18:02.471
7 -	46.810	25.489	1:12.299 **(3)**	98.54	0.167	11:19:14.770
8 -	47.288	25.640	1:12.928	97.69	0.796	11:20:27.698
9 -	47.173	25.424	1:12.597	98.13	0.465	11:21:40.295

P10 223 C Rafal KISYK Suzuki GSXR-1000 -

IDEAL LAP TIME : 1:11.926 BEST LAP TIME : 1:12.139 DIFFERENCE : 0.213

LAP	SECTOR 1	SECTOR 2	LAP TIME	MPH	DIFF	TIME OF DAY
1 -		26.037	1:20.814	88.16	8.675	11:12:01.248
2 -	48.489	25.508	1:13.997	96.28	1.858	11:13:15.245
3 -	47.366	***25.358***	1:12.724	97.96	0.585	11:14:27.969
4 -	47.385	25.533	1:12.918	97.70	0.779	11:15:40.887
5 -	47.064	25.404	1:12.468 **(3)**	98.31	0.329	11:16:53.355
6 -	47.112	25.683	1:12.795	97.87	0.656	11:18:06.150
7 -	46.731	25.408	***1:12.139*** **(1)**	***98.76***		***11:19:18.289***
8 -	***46.568***	25.822	1:12.390 **(2)**	98.42	0.251	11:20:30.679
9 -	47.140	25.710	1:12.850	97.79	0.711	11:21:43.529

P11 38 Austen WEBSTER Kawasaki ZX10R - Ace Motorcycles

IDEAL LAP TIME : 1:12.725 BEST LAP TIME : 1:12.776 DIFFERENCE : 0.051

LAP	SECTOR 1	SECTOR 2	LAP TIME	MPH	DIFF	TIME OF DAY
1 -		25.969	1:19.547	89.56	6.771	11:11:59.981
2 -	48.442	25.495	1:13.937	96.36	1.161	11:13:13.918
3 -	48.059	25.575	1:13.634	96.75	0.858	11:14:27.552
4 -	48.005	25.713	1:13.718	96.64	0.942	11:15:41.270
5 -	47.688	***25.348***	1:13.036	97.54	0.260	11:16:54.306
6 -	47.495	25.471	1:12.966 **(3)**	97.64	0.190	11:18:07.272
7 -	47.508	25.411	1:12.919 **(2)**	97.70	0.143	11:19:20.191
8 -	47.490	25.609	1:13.099	97.46	0.323	11:20:33.290
9 -	***47.377***	25.399	***1:12.776*** **(1)**	***97.89***		***11:21:46.066***

P12 271 Daniel JOHNSON BMW S1000 RR -

IDEAL LAP TIME : 1:12.782 BEST LAP TIME : 1:13.012 DIFFERENCE : 0.230

LAP	SECTOR 1	SECTOR 2	LAP TIME	MPH	DIFF	TIME OF DAY
1 -		25.879	1:20.242	88.78	7.230	11:12:00.676
2 -	48.741	25.904	1:14.645	95.44	1.633	11:13:15.321
3 -	48.053	25.348	1:13.401	97.06	0.389	11:14:28.722
4 -	47.855	25.157	***1:13.012*** **(1)**	***97.58***		***11:15:41.734***
5 -	48.473	25.159	1:13.632	96.76	0.620	11:16:55.366
6 -	47.783	25.521	1:13.304	97.19	0.292	11:18:08.670
7 -	47.942	***25.151***	1:13.093 **(3)**	97.47	0.081	11:19:21.763
8 -	48.020	25.173	1:13.193	97.34	0.181	11:20:34.956
9 -	***47.631***	25.451	1:13.082 **(2)**	97.48	0.070	11:21:48.038

BMCRC - MRO Championships 2024 - Rnd 4 @ Donington National

Reactive Parts MRO Powerbikes inc Clubman 1000 & MRO Retro 1000

RACE 4 - SECTOR ANALYSIS

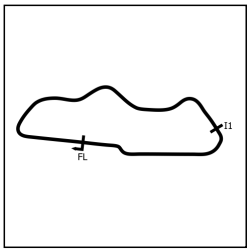

SECTOR 1 = FL to I1, SECTOR 2 = I1 to FL, DIFF = Difference To Personal Best Lap, P = Crossed Finish Line in Pit Lane, D = Time Disallowed

P13 188 Dawid KRAWIECKI Yamaha R1 - Code Blue LTD & D A East Electrical

IDEAL LAP TIME : 1:13.206 BEST LAP TIME : 1:13.321 DIFFERENCE : 0.115

LAP	SECTOR 1	SECTOR 2	LAP TIME	MPH	DIFF	TIME OF DAY
1 -		25.844	1:19.885	89.18	6.564	11:12:00.319
2 -	48.335	25.741	1:14.076	96.18	0.755	11:13:14.395
3 -	47.905	25.837	1:13.742	96.61	0.421	11:14:28.137
4 -	47.712	25.654	1:13.366 **(2)**	97.11	0.045	11:15:41.503
5 -	48.050	***25.649***	1:13.699 **(3)**	96.67	0.378	11:16:55.202
6 -	***47.557***	25.764	***1:13.321*** **(1)**	***97.17***		***11:18:08.523***
7 -	47.641	26.249	1:13.890	96.42	0.569	11:19:22.413
8 -	48.012	25.936	1:13.948	96.34	0.627	11:20:36.361
9 -	47.849	26.322	1:14.171	96.05	0.850	11:21:50.532

P14 18 C Sigitas CERNIAUSKAS Yamaha R1 - SC MOTO

IDEAL LAP TIME : 1:14.263 BEST LAP TIME : 1:14.485 DIFFERENCE : 0.222

LAP	SECTOR 1	SECTOR 2	LAP TIME	MPH	DIFF	TIME OF DAY
1 -		26.559	1:21.483	87.43	6.998	11:12:01.917
2 -	49.952	25.940	1:15.892	93.87	1.407	11:13:17.809
3 -	49.367	25.946	1:15.313	94.60	0.828	11:14:33.122
4 -	48.843	26.205	1:15.048	94.93	0.563	11:15:48.170
5 -	49.221	26.179	1:15.400	94.49	0.915	11:17:03.570
6 -	48.898	26.292	1:15.190	94.75	0.705	11:18:18.760
7 -	48.783	***25.868***	1:14.651 **(2)**	95.43	0.166	11:19:33.411
8 -	48.577	25.908	***1:14.485*** **(1)**	***95.65***		***11:20:47.896***
9 -	***48.395***	26.534	1:14.929 **(3)**	95.08	0.444	11:22:02.825

P15 13 Ret_C Daniel MERCER Honda CBR1000RR - Merc&Co Racing, Apex2Apex promotions

IDEAL LAP TIME : 1:14.422 BEST LAP TIME : 1:14.596 DIFFERENCE : 0.174

LAP	SECTOR 1	SECTOR 2	LAP TIME	MPH	DIFF	TIME OF DAY
1 -		26.777	1:22.100	86.77	7.504	11:12:02.534
2 -	48.880	26.124	1:15.004	94.99	0.408	11:13:17.538
3 -	48.772	26.325	1:15.097	94.87	0.501	11:14:32.635
4 -	48.923	26.807	1:15.730	94.07	1.134	11:15:48.365
5 -	50.119	26.188	1:16.307	93.36	1.711	11:17:04.672
6 -	48.756	26.460	1:15.216	94.72	0.620	11:18:19.888
7 -	***48.709***	25.901	1:14.610 **(2)**	95.49	0.014	11:19:34.498
8 -	48.883	***25.713***	***1:14.596*** **(1)**	***95.50***		***11:20:49.094***
9 -	48.804	26.178	1:14.982 **(3)**	95.01	0.386	11:22:04.076

P16 105 C Dave LINDSAY Yamaha R1 - TD racing

IDEAL LAP TIME : 1:14.440 BEST LAP TIME : 1:14.694 DIFFERENCE : 0.254

LAP	SECTOR 1	SECTOR 2	LAP TIME	MPH	DIFF	TIME OF DAY
1 -		26.914	1:22.651	86.20	7.957	11:12:03.085
2 -	49.135	26.437	1:15.572	94.27	0.878	11:13:18.657
3 -	48.722	26.362	1:15.084	94.88	0.390	11:14:33.741
4 -	***48.520***	26.617	1:15.137	94.82	0.443	11:15:48.878
5 -	49.749	26.964	1:16.713	92.87	2.019	11:17:05.591
6 -	48.547	26.239	1:14.786 **(2)**	95.26	0.092	11:18:20.377
7 -	48.774	***25.920***	***1:14.694*** **(1)**	***95.38***		***11:19:35.071***
8 -	48.932	26.087	1:15.019	94.97	0.325	11:20:50.090
9 -	48.607	26.189	1:14.796 **(3)**	95.25	0.102	11:22:04.886

BMCRC - MRO Championships 2024 - Rnd 4 @ Donington National

Reactive Parts MRO Powerbikes inc Clubman 1000 & MRO Retro 1000

RACE 4 - SECTOR ANALYSIS

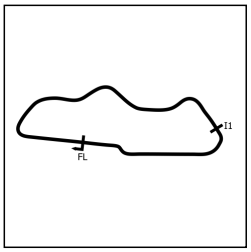

SECTOR 1 = FL to I1, SECTOR 2 = I1 to FL, DIFF = Difference To Personal Best Lap, P = Crossed Finish Line in Pit Lane, D = Time Disallowed

P17 123 C James VINCER Suzuki GSXR R - John Butcher Bros

IDEAL LAP TIME : 1:15.035 BEST LAP TIME : 1:15.099 DIFFERENCE : 0.064

LAP	SECTOR 1	SECTOR 2	LAP TIME	MPH	DIFF	TIME OF DAY
1 -		27.443	1:24.331	84.48	9.232	11:12:04.765
2 -	49.913	26.466	1:16.379	93.28	1.280	11:13:21.144
3 -	49.323	26.218	1:15.541 **(3)**	94.31	0.442	11:14:36.685
4 -	50.303	27.112	1:17.415	92.03	2.316	11:15:54.100
5 -	49.754	26.815	1:16.569	93.04	1.470	11:17:10.669
6 -	***48.982***	26.117	***1:15.099*** **(1)**	***94.86***		***11:18:25.768***
7 -	49.749	26.194	1:15.943	93.81	0.844	11:19:41.711
8 -	49.127	***26.053***	1:15.180 **(2)**	94.76	0.081	11:20:56.891
9 -	49.319	26.237	1:15.556	94.29	0.457	11:22:12.447

P18 7 C Seb JENKINS Yamaha YZF-R1 - TBR Performance

IDEAL LAP TIME : 1:15.219 BEST LAP TIME : 1:15.378 DIFFERENCE : 0.159

LAP	SECTOR 1	SECTOR 2	LAP TIME	MPH	DIFF	TIME OF DAY
1 -		27.101	1:24.502	84.31	9.124	11:12:04.936
2 -	50.479	26.758	1:17.237	92.24	1.859	11:13:22.173
3 -	***49.146***	26.488	1:15.634 **(2)**	94.19	0.256	11:14:37.807
4 -	49.402	27.093	1:16.495	93.13	1.117	11:15:54.302
5 -	49.815	26.751	1:16.566	93.05	1.188	11:17:10.868
6 -	49.305	***26.073***	***1:15.378*** **(1)**	***94.51***		***11:18:26.246***
7 -	49.588	26.182	1:15.770	94.02	0.392	11:19:42.016
8 -	49.620	26.136	1:15.756 **(3)**	94.04	0.378	11:20:57.772
9 -	49.504	26.283	1:15.787	94.00	0.409	11:22:13.559

P19 34 C Ben CHEESEMAN Kawasaki ZX10RR - BCH Services Kent Ltd

IDEAL LAP TIME : 1:14.520 BEST LAP TIME : 1:14.705 DIFFERENCE : 0.185

LAP	SECTOR 1	SECTOR 2	LAP TIME	MPH	DIFF	TIME OF DAY
1 -		27.508	1:26.792	82.08	12.087	11:12:07.226
2 -	49.985	27.187	1:17.172	92.32	2.467	11:13:24.398
3 -	***48.627***	26.078	***1:14.705*** **(1)**	***95.37***		***11:14:39.103***
4 -	48.797	26.924	1:15.721	94.09	1.016	11:15:54.824
5 -	49.623	26.650	1:16.273	93.40	1.568	11:17:11.097
6 -	51.206	26.666	1:17.872	91.49	3.167	11:18:28.969
7 -	49.637	26.543	1:16.180	93.52	1.475	11:19:45.149
8 -	48.685	26.784	1:15.469 **(2)**	94.40	0.764	11:21:00.618
9 -	49.666	***25.893***	1:15.559 **(3)**	94.29	0.854	11:22:16.177

P20 116 Ade WALBRIDGE Yamaha R1 - 3 Bridges Racing

IDEAL LAP TIME : 1:15.336 BEST LAP TIME : 1:15.510 DIFFERENCE : 0.174

LAP	SECTOR 1	SECTOR 2	LAP TIME	MPH	DIFF	TIME OF DAY
1 -		26.947	1:24.839	83.97	9.329	11:12:05.273
2 -	50.520	26.868	1:17.388	92.06	1.878	11:13:22.661
3 -	***49.121***	26.531	1:15.652 **(2)**	94.17	0.142	11:14:38.313
4 -	49.297	27.551	1:16.848	92.71	1.338	11:15:55.161
5 -	49.706	26.767	1:16.473	93.16	0.963	11:17:11.634
6 -	50.020	26.970	1:16.990	92.53	1.480	11:18:28.624
7 -	49.255	26.255	***1:15.510*** **(1)**	***94.35***		***11:19:44.134***
8 -	49.518	26.880	1:16.398 **(3)**	93.25	0.888	11:21:00.532
9 -	50.294	***26.215***	1:16.509	93.12	0.999	11:22:17.041

BMCRC - MRO Championships 2024 - Rnd 4 @ Donington National

Reactive Parts MRO Powerbikes inc Clubman 1000 & MRO Retro 1000

RACE 4 - SECTOR ANALYSIS

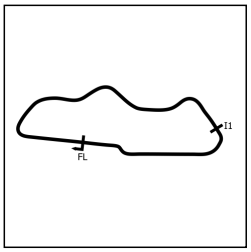

SECTOR 1 = FL to I1, SECTOR 2 = I1 to FL, DIFF = Difference To Personal Best Lap, P = Crossed Finish Line in Pit Lane, D = Time Disallowed

P21 46 C Simon GATES Yamaha R1 -

IDEAL LAP TIME : 1:15.611 BEST LAP TIME : 1:15.611 DIFFERENCE : 0.000

LAP	SECTOR 1	SECTOR 2	LAP TIME	MPH	DIFF	TIME OF DAY
1 -		26.958	1:25.321	83.50	9.710	11:12:05.755
2 -	50.290	27.023	1:17.313	92.15	1.702	11:13:23.068
3 -	49.525	26.833	1:16.358 **(3)**	93.30	0.747	11:14:39.426
4 -	49.358	26.790	1:16.148 **(2)**	93.56	0.537	11:15:55.574
5 -	49.689	26.777	1:16.466	93.17	0.855	11:17:12.040
6 -	49.948	26.902	1:16.850	92.70	1.239	11:18:28.890
7 -	50.319	26.718	1:17.037	92.48	1.426	11:19:45.927
8 -	***49.131***	***26.480***	***1:15.611*** **(1)**	***94.22***		***11:21:01.538***
9 -	49.703	26.837	1:16.540	93.08	0.929	11:22:18.078

P22 63 Ret_N Matthew WREN Suzuki GSXR - TBR performance

IDEAL LAP TIME : 1:15.346 BEST LAP TIME : 1:15.595 DIFFERENCE : 0.249

LAP	SECTOR 1	SECTOR 2	LAP TIME	MPH	DIFF	TIME OF DAY
1 -		26.926	1:23.471	85.35	7.876	11:12:03.905
2 -	49.247	26.581	1:15.828 **(2)**	93.95	0.233	11:13:19.733
3 -	***49.045***	27.066	1:16.111 **(3)**	93.60	0.516	11:14:35.844
4 -	50.639	27.387	1:18.026	91.31	2.431	11:15:53.870
5 -	49.473	27.217	1:16.690	92.90	1.095	11:17:10.560
6 -	50.277	26.977	1:17.254	92.22	1.659	11:18:27.814
7 -	49.294	***26.301***	***1:15.595*** **(1)**	***94.24***		***11:19:43.409***
8 -	49.918	26.747	1:16.665	92.93	1.070	11:21:00.074
9 -	50.879	27.423	1:18.302	90.98	2.707	11:22:18.376

P23 333 Andrew HOUGHTON BMW S1000RR - Techoir

IDEAL LAP TIME : 1:15.460 BEST LAP TIME : 1:15.460 DIFFERENCE : 0.000

LAP	SECTOR 1	SECTOR 2	LAP TIME	MPH	DIFF	TIME OF DAY
1 -		26.994	1:27.161	81.74	11.701	11:12:07.595
2 -	50.969	26.510	1:17.479	91.95	2.019	11:13:25.074
3 -	50.565	26.868	1:17.433	92.01	1.973	11:14:42.507
4 -	50.105	26.385	1:16.490	93.14	1.030	11:15:58.997
5 -	50.212	26.150	1:16.362	93.30	0.902	11:17:15.359
6 -	49.979	26.116	1:16.095 **(3)**	93.62	0.635	11:18:31.454
7 -	50.186	26.151	1:16.337	93.33	0.877	11:19:47.791
8 -	***49.513***	***25.947***	***1:15.460*** **(1)**	***94.41***		***11:21:03.251***
9 -	49.529	25.971	1:15.500 **(2)**	94.36	0.040	11:22:18.751

P24 78 Ret_C Jamie THOMAS Suzuki GSXR 1000 - Team RubyRacing

IDEAL LAP TIME : 1:15.926 BEST LAP TIME : 1:15.996 DIFFERENCE : 0.070

LAP	SECTOR 1	SECTOR 2	LAP TIME	MPH	DIFF	TIME OF DAY
1 -		***26.643***	1:22.963	85.87	6.967	11:12:03.397
2 -	***49.283***	26.713	***1:15.996*** **(1)**	***93.75***		***11:13:19.393***
3 -	50.036	26.825	1:16.861 **(3)**	92.69	0.865	11:14:36.254
4 -	50.521	26.676	1:17.197	92.29	1.201	11:15:53.451
5 -	49.603	27.326	1:16.929	92.61	0.933	11:17:10.380
6 -	50.723	27.095	1:17.818	91.55	1.822	11:18:28.198
7 -	50.795	27.296	1:18.091	91.23	2.095	11:19:46.289
8 -	49.957	26.757	1:16.714 **(2)**	92.87	0.718	11:21:03.003
9 -	50.671	26.796	1:17.467	91.97	1.471	11:22:20.470

BMCRC - MRO Championships 2024 - Rnd 4 @ Donington National

Reactive Parts MRO Powerbikes inc Clubman 1000 & MRO Retro 1000

RACE 4 - SECTOR ANALYSIS

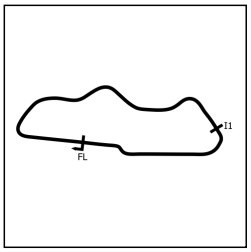

SECTOR 1 = FL to I1, SECTOR 2 = I1 to FL, DIFF = Difference To Personal Best Lap, P = Crossed Finish Line in Pit Lane, D = Time Disallowed

P25 23 C Jason PAES — Aprilia RSV4 - J&R Electrical Ltd

IDEAL LAP TIME : 1:15.756 BEST LAP TIME : 1:15.756 DIFFERENCE : 0.000

LAP	SECTOR 1	SECTOR 2	LAP TIME	MPH	DIFF	TIME OF DAY
1 -		27.580	1:26.410	82.45	10.654	11:12:06.844
2 -	50.678	27.190	1:17.868	91.49	2.112	11:13:24.712
3 -	50.456	26.776	1:17.232	92.24	1.476	11:14:41.944
4 -	49.672	26.664	1:16.336 (3)	93.33	0.580	11:15:58.280
5 -	50.259	26.554	1:16.813	92.75	1.057	11:17:15.093
6 -	50.691	26.497	1:17.188	92.30	1.432	11:18:32.281
7 -	49.791	26.472	1:16.263 (2)	93.42	0.507	11:19:48.544
8 -	***49.546***	***26.210***	***1:15.756 (1)***	***94.04***		***11:21:04.300***
9 -	49.844	29.360	1:19.204	89.95	3.448	11:22:23.504

P26 14 Ret_C Hayden KILLWORTH — Suzuki GSXR 1000 - GreenPlantUK - H11xy - Helmet City

IDEAL LAP TIME : 1:16.096 BEST LAP TIME : 1:16.158 DIFFERENCE : 0.062

LAP	SECTOR 1	SECTOR 2	LAP TIME	MPH	DIFF	TIME OF DAY
1 -		28.206	1:27.237	81.66	11.079	11:12:07.671
2 -	51.174	27.446	1:18.620	90.62	2.462	11:13:26.291
3 -	49.724	27.819	1:17.543	91.87	1.385	11:14:43.834
4 -	49.686	27.255	1:16.941	92.59	0.783	11:16:00.775
5 -	50.325	27.071	1:17.396	92.05	1.238	11:17:18.171
6 -	***49.206***	26.952	***1:16.158 (1)***	***93.55***		***11:18:34.329***
7 -	49.551	26.918	1:16.469 (3)	93.17	0.311	11:19:50.798
8 -	49.656	***26.890***	1:16.546	93.07	0.388	11:21:07.344
9 -	49.375	26.900	1:16.275 (2)	93.40	0.117	11:22:23.619

P27 17 Ret_C Jordan KILLWORTH — Kawasaki ZX10R - Greenplant/BK/Rabbit

IDEAL LAP TIME : 1:16.124 BEST LAP TIME : 1:16.124 DIFFERENCE : 0.000

LAP	SECTOR 1	SECTOR 2	LAP TIME	MPH	DIFF	TIME OF DAY
1 -		27.649	1:25.677	83.15	9.553	11:12:06.111
2 -	50.475	27.614	1:18.089	91.23	1.965	11:13:24.200
3 -	50.619	28.349	1:18.968	90.22	2.844	11:14:43.168
4 -	49.866	27.109	1:16.975	92.55	0.851	11:16:00.143
5 -	50.123	26.923	1:17.046	92.47	0.922	11:17:17.189
6 -	49.679	27.036	1:16.715 (2)	92.87	0.591	11:18:33.904
7 -	***49.415***	***26.709***	***1:16.124 (1)***	***93.59***		***11:19:50.028***
8 -	49.710	27.005	1:16.715 (2)	92.87	0.591	11:21:06.743
9 -	49.629	27.336	1:16.965	92.56	0.841	11:22:23.708

P28 152 Barry MANTELL — Kawaskai ZX10R - Swedish car connection

IDEAL LAP TIME : 1:12.305 BEST LAP TIME : 1:12.305 DIFFERENCE : 0.000

LAP	SECTOR 1	SECTOR 2	LAP TIME	MPH	DIFF	TIME OF DAY
1 -		25.794	1:18.500	90.75	6.195	11:11:58.934
2 -	***46.984***	***25.321***	***1:12.305 (1)***	***98.53***		***11:13:11.239***
3 -	47.486	25.776	1:13.262 (3)	97.24	0.957	11:14:24.501
4 -	47.638	25.619	1:13.257 (2)	97.25	0.952	11:15:37.758

P29 97 Ret_N Alex MANN — Yamaha R1 - Michael Jones Jeweller, Esprit Group, Eastgate C

IDEAL LAP TIME : 1:16.381 BEST LAP TIME : 1:17.353 DIFFERENCE : 0.972

LAP	SECTOR 1	SECTOR 2	LAP TIME	MPH	DIFF	TIME OF DAY
1 -		27.521	1:27.965	80.99	10.612	11:12:08.399
2 -	50.650	***26.703***	***1:17.353 (1)***	***92.10***		***11:13:25.752***
3 -	***49.678***	IN PIT	1:23.843 P	84.97	6.490	11:14:49.595

BMCRC - MRO Championships 2024 - Rnd 4 @ Donington National

Reactive Parts MRO Powerbikes inc Clubman 1000 & MRO Retro 1000

RACE 4 - SECTOR ANALYSIS

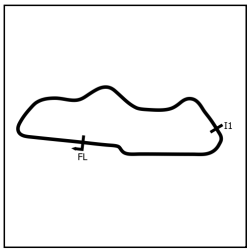

SECTOR 1 = FL to I1, SECTOR 2 = I1 to FL, DIFF = Difference To Personal Best Lap, P = Crossed Finish Line in Pit Lane, D = Time Disallowed

P30 20 Ret_C Connor SWYER SUZUKI GSXR 1000 K6 - WSC Performace & lleithyr farm & dac

IDEAL LAP TIME : 1:19.114 BEST LAP TIME : 1:19.114 DIFFERENCE : 0.000

LAP	SECTOR 1	SECTOR 2	LAP TIME	MPH	DIFF	TIME OF DAY
1 -		27.965	1:27.893	81.05	8.779	11:12:08.327
2 -	***51.717***	***27.397***	***1:19.114*** **(1)**	***90.05***		***11:13:27.441***
3 -	52.203	IN PIT	1:26.255 **P**	82.59	7.141	11:14:53.696

P31 149 C David WILKINS Yamaha R1 - TwoClicksOut Racing

IDEAL LAP TIME : 1:17.654 BEST LAP TIME : DIFFERENCE :

LAP	SECTOR 1	SECTOR 2	LAP TIME	MPH	DIFF	TIME OF DAY
1 -		***26.856***	1:24.012	84.80		11:12:04.446
2 -	***50.798***	IN PIT	1:22.827 **P**	86.01		11:13:27.273

P32 274 Stewart LATIMER SUZUKI GSXR1000 RR - Fat Bloke Racing RR

IDEAL LAP TIME : BEST LAP TIME : DIFFERENCE :

LAP	SECTOR 1	SECTOR 2	LAP TIME	MPH	DIFF	TIME OF DAY
1 -		***27.885***	1:28.823	80.21		11:12:09.257

P33 555 Ret_C Tony DRISCOLL Yamaha R1 -

IDEAL LAP TIME : BEST LAP TIME : DIFFERENCE :

LAP	SECTOR 1	SECTOR 2	LAP TIME	MPH	DIFF	TIME OF DAY
1 -		***30.556***	1:34.692	75.23		11:12:15.126

BMCRC - MRO Championships 2024 - Rnd 4 @ Donington National

Reactive Parts MRO Powerbikes inc Clubman 1000 & MRO Retro 1000

RACE 4 - BEST SECTORS

SECTOR 1

POS	NO	NAME	TIME
1	26	WAINWRIGHT	45.107
2	99	BUTTERWORTH	45.895
3	173	DRAPER	45.903
4	1	WILSON	45.926
5	49	WALLINGTON	46.036
6	80	CREASEY	46.043
7	48	COLLINS	46.442
8	223	KISYK	46.568
9	65	BAKER	46.846
10	818	SYMON	46.925
11	152	MANTELL	46.984
12	38	WEBSTER	47.377
13	188	KRAWIECKI	47.557
14	271	JOHNSON	47.631
15	18	CERNIAUSKAS	48.395
16	105	LINDSAY	48.520
17	34	CHEESEMAN	48.627
18	13	MERCER	48.709
19	123	VINCER	48.982
20	63	WREN	49.045
21	116	WALBRIDGE	49.121
22	46	GATES	49.131
23	7	JENKINS	49.146
24	14	KILLWORTH	49.206
25	78	THOMAS	49.283
26	17	KILLWORTH	49.415
27	333	HOUGHTON	49.513
28	23	PAES	49.546
29	97	MANN	49.678
30	149	WILKINS	50.798
31	20	SWYER	51.717
32			
33			
34			

SECTOR 2

NO	NAME	TIME
26	WAINWRIGHT	24.132
49	WALLINGTON	24.534
80	CREASEY	24.732
1	WILSON	24.739
173	DRAPER	24.773
99	BUTTERWORTH	24.810
271	JOHNSON	25.151
818	SYMON	25.160
65	BAKER	25.200
48	COLLINS	25.268
152	MANTELL	25.321
38	WEBSTER	25.348
223	KISYK	25.358
188	KRAWIECKI	25.649
13	MERCER	25.713
18	CERNIAUSKAS	25.868
34	CHEESEMAN	25.893
105	LINDSAY	25.920
333	HOUGHTON	25.947
123	VINCER	26.053
7	JENKINS	26.073
23	PAES	26.210
116	WALBRIDGE	26.215
63	WREN	26.301
46	GATES	26.480
78	THOMAS	26.643
97	MANN	26.703
17	KILLWORTH	26.709
149	WILKINS	26.856
14	KILLWORTH	26.890
20	SWYER	27.397
274	LATIMER	27.885
555	DRISCOLL	30.556

IDEAL / BEST COMPARISON

		PERFECT LAP	1:09.239		
POS	NO	NAME	IDEAL	BEST	DIFF
1	26	WAINWRIGHT	1:09.239	1:09.239	0.000
2	49	WALLINGTON	1:10.570	1:10.734	0.164
3	1	WILSON	1:10.665	1:10.811	0.146
4	173	DRAPER	1:10.676	1:10.791	0.115
5	99	BUTTERWORTH	1:10.705	1:10.815	0.110
6	80	CREASEY	1:10.775	1:10.775	0.000
7	48	COLLINS	1:11.710	1:12.132	0.422
8	223	KISYK	1:11.926	1:12.139	0.213
9	65	BAKER	1:12.046	1:12.242	0.196
10	818	SYMON	1:12.085	1:12.086	0.001
11	152	MANTELL	1:12.305	1:12.305	0.000
12	38	WEBSTER	1:12.725	1:12.776	0.051
13	271	JOHNSON	1:12.782	1:13.012	0.230
14	188	KRAWIECKI	1:13.206	1:13.321	0.115
15	18	CERNIAUSKAS	1:14.263	1:14.485	0.222
16	13	MERCER	1:14.422	1:14.596	0.174
17	105	LINDSAY	1:14.440	1:14.694	0.254
18	34	CHEESEMAN	1:14.520	1:14.705	0.185
19	123	VINCER	1:15.035	1:15.099	0.064
20	7	JENKINS	1:15.219	1:15.378	0.159
21	116	WALBRIDGE	1:15.336	1:15.510	0.174
22	63	WREN	1:15.346	1:15.595	0.249
23	333	HOUGHTON	1:15.460	1:15.460	0.000
24	46	GATES	1:15.611	1:15.611	0.000
25	23	PAES	1:15.756	1:15.756	0.000
26	78	THOMAS	1:15.926	1:15.996	0.070
27	14	KILLWORTH	1:16.096	1:16.158	0.062
28	17	KILLWORTH	1:16.124	1:16.124	0.000
29	97	MANN	1:16.381	1:17.353	0.972
30	149	WILKINS	1:17.654		
31	20	SWYER	1:19.114	1:19.114	0.000
32	555	DRISCOLL			
33	274	LATIMER			

Weather / Track : Sunny / Dry

Donington Park National: 1.9790 miles
Date: 02/06/2024 Start: 11:10 Finish: 11:21

Results can be found at www.tsl-timing.com

Printed - 11:23 Sunday, 02 June 2024

BMCRC - MRO Championships 2024 - Rnd 4 @ Donington National

Reactive Parts MRO Powerbikes inc Clubman 1000 & MRO Retro 1000

RACE 4 - STATISTICS

Competitors Started	33
Planned Start	2024-06-02 @ 10:25:00.000
Actual Start	2024-06-02 @ 11:10:40.433
Finish Time	2024-06-02 @ 11:21:19.886
Track Length	1.9790mi.
Total Laps	257
Total Distance Covered	508.6202mi.

Session Fastest Lap History

NO	CL	NAME	LAP TIME	TIME OF DAY	LAP	VEHICLE
26		**Josh WAINWRIGHT**	**1:09.239**	11:13:03.843	2	Honda CBR1000

Session Leader History

NO	CL	NAME	FROM LAP	LAPS LED	DISTANCE	VEHICLE
26		**Josh WAINWRIGHT**	1	9	17.77 miles	Honda CBR1000

Flag History

TYPE	TIME OF DAY
GREEN	11:10:40.433
FINISH	11:21:19.886

Flag Statistics

TYPE	COUNT	TOTAL LAPS	TOTAL TIME
Green	1	9	11:55.545
Red	0	0	0.000
Safety Car	0	0	0.000
FCY	0	0	0.000

BMCRC - MRO Championships 2024 - Rnd 4 @ Donington National

Reactive Parts MRO Powerbikes inc Clubman 1000 & MRO Retro 1000

RACE 4 - STATISTICS

CLASS : 12 Starters

Fastest Lap History

NO	NAME	LAP TIME	TIME OF DAY	LAP	VEHICLE
26	**Josh WAINWRIGHT**	**1:09.239**	11:13:03.843	2	Honda CBR1000

Leader History

NO	NAME	FROM LAP	LAPS LED	DISTANCE	VEHICLE
26	**Josh WAINWRIGHT**	1	9	17.77 miles	Honda CBR1000

BMCRC - MRO Championships 2024 - Rnd 4 @ Donington National

Reactive Parts MRO Powerbikes inc Clubman 1000 & MRO Retro 1000

RACE 4 - STATISTICS

CLASS : C

11 Starters

Fastest Lap History

NO	NAME	LAP TIME	TIME OF DAY	LAP	VEHICLE
80	**Morgan CREASEY**	**1:11.993**	11:13:09.681	2	Suzuki GSXR 1000 K7
80	**Morgan CREASEY**	**1:11.624**	11:14:21.305	3	Suzuki GSXR 1000 K7
80	**Morgan CREASEY**	**1:11.426**	11:15:32.730	4	Suzuki GSXR 1000 K7
80	**Morgan CREASEY**	**1:10.827**	11:16:43.558	5	Suzuki GSXR 1000 K7
80	**Morgan CREASEY**	**1:10.775**	11:19:05.380	7	Suzuki GSXR 1000 K7

Leader History

NO	NAME	FROM LAP	LAPS LED	DISTANCE	VEHICLE
80	**Morgan CREASEY**	1	9	17.77 miles	Suzuki GSXR 1000 K7

BMCRC - MRO Championships 2024 - Rnd 4 @ Donington National

Reactive Parts MRO Powerbikes inc Clubman 1000 & MRO Retro 1000

RACE 4 - STATISTICS

CLASS : Ret_C

7 Starters

Fastest Lap History

NO	NAME	LAP TIME	TIME OF DAY	LAP	VEHICLE
99	**Steven BUTTERWORTH**	**1:11.206**	11:13:07.192	2	Yamaha R1
99	**Steven BUTTERWORTH**	**1:11.173**	11:14:18.364	3	Yamaha R1
99	**Steven BUTTERWORTH**	**1:10.815**	11:16:40.563	5	Yamaha R1

Leader History

NO	NAME	FROM LAP	LAPS LED	DISTANCE	VEHICLE
99	**Steven BUTTERWORTH**	1	9	17.77 miles	Yamaha R1

BMCRC - MRO Championships 2024 - Rnd 4 @ Donington National

Reactive Parts MRO Powerbikes inc Clubman 1000 & MRO Retro 1000

RACE 4 - STATISTICS

CLASS : Ret_N

3 Starters

Fastest Lap History

NO	NAME	LAP TIME	TIME OF DAY	LAP	VEHICLE
818	**Alex SYMON**	**1:12.913**	11:13:10.216	2	Kawasaki ZX10R
818	**Alex SYMON**	**1:12.515**	11:15:35.704	4	Kawasaki ZX10R
818	**Alex SYMON**	**1:12.156**	11:16:47.860	5	Kawasaki ZX10R
818	**Alex SYMON**	**1:12.086**	11:19:12.585	7	Kawasaki ZX10R

Leader History

NO	NAME	FROM LAP	LAPS LED	DISTANCE	VEHICLE
818	**Alex SYMON**	1	9	17.77 miles	Kawasaki ZX10R

Weather / Track : Sunny / Dry

Donington Park National: 1.9790 miles
Date: 02/06/2024 Start: 11:10 Finish: 11:21

MRO POWERBIKES | MRO CLUBMAN 1000 CUP | MRO RETRO 1000S

BMCRC - MRO Championships 2024 - Rnd 4 @ Donington National

Reactive Parts MRO Powerbikes inc Clubman 1000 & MRO Retro 1000

RACE 15 - GRID (8 Laps)

ROW 15						43	145	Jake MARSH
ROW 14	42	90	Aaren CARPENTER	41	84	Martyn DELLOW	40	35 Joe MILES
ROW 13	39	24	Callum MANLEY	38	4	Remi MATUZAS	37	243 Tony Le GALLEZ
ROW 12	36	169	Cory SMITH	35	29	David JAMES	34	555 Tony DRISCOLL
ROW 11	33	274	Stewart LATIMER	32	149	David WILKINS	31	20 1:19.114 Connor SWYER
ROW 10	30	97	1:17.353 Alex MANN	29	14	1:16.158 Hayden KILLWORTH	28	17 1:16.124 Jordan KILLWORTH
ROW 9	27	78	1:15.996 Jamie THOMAS	26	23	1:15.756 Jason PAES	25	46 1:15.611 Simon GATES
ROW 8	24	19	Tyler DONOVAN	23	63	1:15.595 Matthew WREN	22	116 1:15.510 Ade WALBRIDGE
ROW 7	21	333	1:15.460 Andrew HOUGHTON	20	7	1:15.378 Seb JENKINS	19	123 1:15.099 James VINCER
ROW 6	18	34	1:14.705 Ben CHEESEMAN	17	105	1:14.694 Dave LINDSAY	16	13 1:14.596 Daniel MERCER
ROW 5	15	18	1:14.485 Sigitas CERNIAUSKAS	14	188	1:13.321 Dawid KRAWIECKI	13	271 1:13.012 Daniel JOHNSON
ROW 4	12	38	1:12.776 Austen WEBSTER	11	152	1:12.305 Barry MANTELL	10	65 1:12.242 Peter BAKER
ROW 3	9	223	1:12.139 Rafal KISYK	8	48	1:12.132 Aaron COLLINS	7	818 1:12.086 Alex SYMON
ROW 2	6	99	1:10.815 Steven BUTTERWORTH	5	1	1:10.811 Nicky WILSON	4	173 1:10.791 Stephen DRAPER
ROW 1	3	80	1:10.775 Morgan CREASEY	2	49	1:10.734 Luke WALLINGTON	1	26 1:09.239 Josh WAINWRIGHT **Pole**

These results are provisional until the conclusion of any judicial and technical matters.

Donington Park National: 1.9790 miles

Clerk Of Course:	Stewards:	Timekeeper: Craig Smith	

Results can be found at www.tsl-timing.com

Printed - 11:28 Sunday, 02 June 2024

TSL SPORTS TIMING TIMING SOLUTIONS LTD

MRO POWERBIKES | MRO CLUBMAN 1000 CUP | MRO RETRO 1000S

BMCRC - MRO Championships 2024 - Rnd 4 @ Donington National

Reactive Parts MRO Powerbikes inc Clubman 1000 & MRO Retro 1000

RACE 15 - CLASSIFICATION

Race Distance: 8 Laps / 15.83 miles

POS	NO	CL	PIC	NAME	ENTRY	LAPS	TIME	GAP	DIFF	MPH	BEST	ON	GRD	↑↓
1	26		1	Josh WAINWRIGHT	Honda CBR1000 - JW MOT Centre	8	9:27.890			100.12	1:09.995	3	1	0
2	49		2	Luke WALLINGTON	Honda Fireblade - Elmech Racing Team	8	9:32.929	5.039	5.039	99.24	1:10.549	4	2	0
3	80	C	1	Morgan CREASEY	Suzuki GSXR 1000 K7 - Warics Ltd	8	9:34.151	6.261	1.222	99.03	1:10.642	4	3	0
4	1		3	Nicky WILSON	Suzuki GSXR 1000 - Demon GP/Haslemere Motorcycles	8	9:34.279	6.389	0.128	99.01	1:10.600	4	5	1
5	173		4	Stephen DRAPER	Kawasaki ZX10 -	8	9:34.355	6.465	0.076	98.99	1:10.464	5	4	-1
6	99	Ret_C	1	Steven BUTTERWORTH	Yamaha R1 -	8	9:37.654	9.764	3.299	98.43	1:11.048	4	6	0
7	65		5	Peter BAKER	Kawasaki ZX10R - TJ & Peter Baker M/C. Dodfrey engineerir	8	9:44.177	16.287	6.523	97.33	1:12.042	3	10	3
8	818	Ret_N	1	Alex SYMON	Kawasaki ZX10R - MCW	8	9:47.081	19.191	2.904	96.85	1:12.503	5	7	-1
9	48	C	2	Aaron COLLINS	Bmw S1000RR - Precision installations	8	9:47.634	19.744	0.553	96.76	1:11.738	6	8	-1
10	223	C	3	Rafal KISYK	Suzuki GSXR-1000 -	8	9:47.688	19.798	0.054	96.75	1:11.983	4	9	-1
11	38		6	Austen WEBSTER	Kawasaki ZX10R - Ace Motorcycles	8	9:54.855	26.965	7.167	95.58	1:12.792	7	12	1
12	271		7	Daniel JOHNSON	BMW S1000 RR -	8	9:57.098	29.208	2.243	95.22	1:13.563	5	13	1
13	152		8	Barry MANTELL	Kawaskai ZX10R - Swedish car connection	8	9:57.571	29.681	0.473	95.15	1:12.999	4	11	-2
14	18	C	4	Sigitas CERNIAUSKAS	Yamaha R1 - SC MOTO	8	10:00.170	32.280	2.599	94.74	1:13.641	3	15	1
15	123	C	5	James VINCER	Suzuki GSXR R - John Butcher Bros	8	10:06.348	38.458	6.178	93.77	1:14.461	7	19	4
16	19	Ret_C	2	Tyler DONOVAN	- Tinder Corp	8	10:07.687	39.797	1.339	93.56	1:14.444	3	24	8
17	13	Ret_C	3	Daniel MERCER	Honda CBR1000RR - Merc&Co Racing, Apex2Apex promoti	8	10:08.269	40.379	0.582	93.47	1:14.491	2	16	-1
18	34	C	6	Ben CHEESEMAN	Kawasaki ZX10RR - BCH Services Kent Ltd	8	10:09.972	42.082	1.703	93.21	1:14.281	4	18	0
19	7	C	7	Seb JENKINS	Yamaha YZF-R1 - TBR Performance	8	10:11.935	44.045	1.963	92.91	1:15.033	3	20	1
20	46	C	8	Simon GATES	Yamaha R1 -	8	10:12.289	44.399	0.354	92.86	1:14.965	3	25	5
21	116		9	Ade WALBRIDGE	Yamaha R1 - 3 Bridges Racing	8	10:12.680	44.790	0.391	92.80	1:15.031	4	22	1
22	63	Ret_N	2	Matthew WREN	Suzuki GSXR - TBR performance	8	10:14.143	46.253	1.463	92.58	1:15.053	7	23	1
23	333		10	Andrew HOUGHTON	BMW S1000RR - Techoir	8	10:20.912	53.022	6.769	91.57	1:15.453	8	21	-2
24	17	Ret_C	4	Jordan KILLWORTH	Kawasaki ZX10R - Greenplant/BK/Rabbit	8	10:21.369	53.479	0.457	91.50	1:15.953	8	28	4
25	105	C	9	Dave LINDSAY	Yamaha R1 - TD racing	8	10:24.998	57.108	3.629	90.97	1:16.151	2	17	-8
26	23	C	10	Jason PAES	Aprilia RSV4 - J&R Electrical Ltd	8	10:25.081	57.191	0.083	90.96	1:15.673	4	26	0
27	14	Ret_C	5	Hayden KILLWORTH	Suzuki GSXR 1000 - GreenPlantUK - H11xy - Helmet City	8	10:26.247	58.357	1.166	90.79	1:16.220	7	29	2
28	149	C	11	David WILKINS	Yamaha R1 - TwoClicksOut Racing	8	10:36.931	1:09.041	10.684	89.27	1:18.320	2	32	4
29	274		11	Stewart LATIMER	SUZUKI GSXR1000 RR - Fat Bloke Racing RR	7	9:31.521	1 Lap	1 Lap	87.02	1:19.834	5	33	4
30	555	Ret_C	6	Tony DRISCOLL	Yamaha R1 -	7	9:56.327	1 Lap	24.806	83.40	1:23.333	4	34	4

FASTEST LAP

26		Josh WAINWRIGHT	Honda CBR1000 - JW MOT Centre	3	1:09.995	101.78 mph	163.81 kph
80	C	Morgan CREASEY	Suzuki GSXR 1000 K7 - Warics Ltd	4	1:10.642	100.85 mph	162.31 kph
99	Ret_C	Steven BUTTERWORTH	Yamaha R1 -	4	1:11.048	100.27 mph	161.38 kph
818	Ret_N	Alex SYMON	Kawasaki ZX10R - MCW	5	1:12.503	98.26 mph	158.14 kph

Comments:
Class - 92.5% of Race Speed = 92.61 mph
Class C - 92.5% of Race Speed = 91.60 mph
Class Ret_C - 92.5% of Race Speed = 91.04 mph
Class Ret_N - 92.5% of Race Speed = 89.58 mph

Weather / Track : Sunny / Dry
These results are provisional until the conclusion of any judicial and technical matters.

Date: 02/06/2024 Start: 15:15 Finish: 15:24
Donington Park National: 1.9790 miles

Clerk Of Course:	Stewards:	Timekeeper: Craig Smith	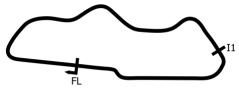

Results can be found at www.tsl-timing.com

Printed - 15:26 Sunday, 02 June 2024

TSL SPORTS TIMING TIMING SOLUTIONS LTD

BMCRC - MRO Championships 2024 - Rnd 4 @ Donington National

Reactive Parts MRO Powerbikes inc Clubman 1000 & MRO Retro 1000

RACE 15 - LAP CHART

LAP 1 @ 15:16:20.285

NO	BEHIND	LAP TIME
26		1:13.959
49	1.177	1:15.136
1	1.907	1:15.866
80	2.438	1:16.397
818	2.745	1:16.704
99	3.224	1:17.183
173	3.294	1:17.253
65	3.664	1:17.623
48	5.715	1:19.674
223	5.741	1:19.700
271	5.843	1:19.802
38	6.181	1:20.140
18	6.896	1:20.855
13	7.787	1:21.746
123	7.910	1:21.869
152	8.483	1:22.442
46	8.742	1:22.701
116	9.340	1:23.299
19	9.530	1:23.489
7	9.771	1:23.730
63	10.323	1:24.282
105	11.000	1:24.959
34	11.142	1:25.101
17	11.535	1:25.494
149	11.676	1:25.635
14	12.123	1:26.082
333	12.199	1:26.158
23	12.672	1:26.631
274	14.758	1:28.717
555	17.270	1:31.229

LAP 2 @ 15:17:30.319

NO	BEHIND	LAP TIME
26		1:10.034
49	2.484	1:11.341
1	2.726	1:10.853
80	3.374	1:10.970
173	4.303	1:11.043
99	5.050	1:11.860
818	5.580	1:12.869
65	5.835	1:12.205
223	8.510	1:12.803
48	9.033	1:13.352
271	10.035	1:14.226
38	10.693	1:14.546
18	11.131	1:14.269
13	12.244	1:14.491
152	12.732	1:14.283
123	13.305	1:15.429
46	13.955	1:15.247
116	14.620	1:15.314
19	14.739	1:15.243
7	14.892	1:15.155
63	16.031	1:15.742
34	16.431	1:15.323
105	17.117	1:16.151
17	18.395	1:16.894
333	19.185	1:17.020
149	19.962	1:18.320
23	20.288	1:17.650
14	20.778	1:18.689
274	25.581	1:20.857
555	33.012	1:25.776

LAP 3 @ 15:18:40.314

NO	BEHIND	LAP TIME
26		1:09.995
49	3.566	1:11.077
1	3.906	1:11.175
80	4.426	1:11.047
173	5.318	1:11.010
99	6.291	1:11.236
65	7.882	1:12.042
818	8.312	1:12.727
223	10.998	1:12.483
48	11.965	1:12.927
271	13.649	1:13.609
38	14.137	1:13.439
18	14.777	1:13.641
152	16.146	1:13.409
13	17.867	1:15.618
123	18.039	1:14.729
46	18.925	1:14.965
19	19.188	1:14.444
7	19.930	1:15.033
116	20.552	1:15.927
34	21.960	1:15.524
63	22.478	1:16.442
105	23.315	1:16.193
17	25.222	1:16.822
333	25.911	1:16.721
23	28.254	1:17.961
14	29.092	1:18.309
149	29.178	1:19.211
274	36.454	1:20.868
555	47.324	1:24.307

LAP 4 @ 15:19:50.402

NO	BEHIND	LAP TIME
26		1:10.088
49	4.027	1:10.549
1	4.418	1:10.600
80	4.980	1:10.642
173	5.751	1:10.521
99	7.251	1:11.048
65	10.313	1:12.519
818	10.902	1:12.678
223	12.893	1:11.983
48	14.439	1:12.562
271	17.569	1:14.008
38	18.123	1:14.074
152	19.057	1:12.999
18	19.386	1:14.697
13	22.910	1:15.131
123	23.038	1:15.087
19	23.629	1:14.529
46	24.338	1:15.501
7	24.920	1:15.078
116	25.495	1:15.031
34	26.153	1:14.281
63	28.496	1:16.106
105	29.826	1:16.599
17	31.665	1:16.531
333	32.179	1:16.356
23	33.839	1:15.673
14	35.828	1:16.824
149	37.602	1:18.512
274	46.641	1:20.275
555	1:00.569	1:23.333

LAP 5 @ 15:21:00.807

NO	BEHIND	LAP TIME
26		1:10.405
49	4.945	1:11.323
1	5.095	1:11.082
80	5.620	1:11.045
173	5.810	1:10.464
99	8.066	1:11.220
65	12.045	1:12.137
818	13.000	1:12.503
223	14.771	1:12.283
48	15.982	1:11.948
271	20.727	1:13.563
38	21.500	1:13.782
152	21.933	1:13.281
18	23.256	1:14.275
13	27.285	1:14.780
123	27.596	1:14.963
19	28.201	1:14.977
46	29.454	1:15.521
7	29.567	1:15.052
116	30.190	1:15.100
34	30.477	1:14.729
63	33.830	1:15.739
105	36.666	1:17.245
17	37.409	1:16.149
333	37.823	1:16.049
23	39.535	1:16.101
14	41.707	1:16.284
149	46.034	1:18.837
274	56.070	1:19.834

LAP 6 @ 15:22:11.693

NO	BEHIND	LAP TIME
26		1:10.886
555	1 Lap	1:23.695
49	5.058	1:10.999
1	5.466	1:11.257
80	5.661	1:10.927
173	6.032	1:11.108
99	8.492	1:11.312
65	13.596	1:12.437
818	15.034	1:12.920
223	16.082	1:12.197
48	16.834	1:11.738
38	23.790	1:13.176
271	23.853	1:14.012
152	24.545	1:13.498
18	26.159	1:13.789
123	31.274	1:14.564
13	31.653	1:15.254
19	32.039	1:14.724
7	33.782	1:15.101
46	34.397	1:15.829
34	34.934	1:15.343
116	35.289	1:15.985
63	38.253	1:15.309
17	43.654	1:17.131
333	44.329	1:17.392
105	44.375	1:18.595
23	45.522	1:16.873
14	47.300	1:16.479
149	53.779	1:18.631
274	1:05.383	1:20.199

LAP 7 @ 15:23:22.400

NO	BEHIND	LAP TIME
26		1:10.707
49	5.624	1:11.273
80	6.698	1:11.744
1	6.989	1:12.230
173	7.224	1:11.899
99	9.432	1:11.647
65	15.608	1:12.719
555	1 Lap	1:23.764
818	17.700	1:13.373
223	18.104	1:12.729
48	18.465	1:12.338
38	25.875	1:12.792
271	27.228	1:14.082
152	27.906	1:14.068
18	29.576	1:14.124
123	35.028	1:14.461
19	36.705	1:15.373
13	37.169	1:16.223
7	38.784	1:15.709
34	39.437	1:15.210
46	39.670	1:15.980
116	40.187	1:15.605
63	42.599	1:15.053
17	49.342	1:16.395
333	49.385	1:15.763
105	51.184	1:17.516
23	51.587	1:16.772
14	52.813	1:16.220
149	1:02.183	1:19.111
149	1:09.041	1:18.674

LAP 8 @ 15:24:34.216

NO	BEHIND	LAP TIME
26		1:11.816
274	1 Lap	1:20.771
49	5.039	1:11.231
80	6.261	1:11.379
1	6.389	1:11.216
173	6.465	1:11.057
99	9.764	1:12.148
65	16.287	1:12.495
818	19.191	1:13.307
48	19.744	1:13.095
223	19.798	1:13.510
38	26.965	1:12.906
555	1 Lap	1:24.223
271	29.208	1:13.796
152	29.681	1:13.591
18	32.280	1:14.520
123	38.458	1:15.246
19	39.797	1:14.908
13	40.379	1:15.026
34	42.082	1:14.461
7	44.045	1:17.077
46	44.399	1:16.545
116	44.790	1:16.419
63	46.253	1:15.470
333	53.022	1:15.453
17	53.479	1:15.953
105	57.108	1:17.740
23	57.191	1:17.420
14	58.357	1:17.360

Weather / Track : Sunny / Dry

Donington Park National: 1.9790 miles
Date: 02/06/2024 Start: 15:15 Finish: 15:24

Results can be found at www.tsl-timing.com

Printed - 15:26 Sunday, 02 June 2024

BMCRC - MRO Championships 2024 - Rnd 4 @ Donington National

Reactive Parts MRO Powerbikes inc Clubman 1000 & MRO Retro 1000

RACE 15 - POSITION CHART

No	Name	Lap Pos	1	2	3	4	5	6	7	8
26	WAINWRIGHT	1	26	26	26	26	26	26	26	26
49	WALLINGTON	2	49	49	49	49	49	49	49	49
80	CREASEY	3	1	1	1	1	1	1	80	80
173	DRAPER	4	80	80	80	80	80	80	1	1
1	WILSON	5	818	173	173	173	173	173	173	173
99	BUTTERWORTH	6	99	99	99	99	99	99	99	99
818	SYMON	7	173	818	65	65	65	65	65	65
48	COLLINS	8	65	65	818	818	818	818	818	818
223	KISYK	9	48	223	223	223	223	223	223	48
65	BAKER	10	223	48	48	48	48	48	48	223
152	MANTELL	11	271	271	271	271	271	38	38	38
38	WEBSTER	12	38	38	38	38	38	271	271	271
271	JOHNSON	13	18	18	18	152	152	152	152	152
18	CERNIAUSKAS	14	13	13	152	18	18	18	18	18
13	MERCER	15	123	152	13	13	13	123	123	123
105	LINDSAY	16	152	123	123	123	123	13	19	19
34	CHEESEMAN	17	46	46	46	19	19	19	13	13
123	VINCER	18	116	116	19	46	46	7	7	34
7	JENKINS	19	19	19	7	7	7	46	34	7
333	HOUGHTON	20	7	7	116	116	116	34	46	46
116	WALBRIDGE	21	63	63	34	34	34	116	116	116
63	WREN	22	105	34	63	63	63	63	63	63
19	DONOVAN	23	34	105	105	105	105	17	17	333
46	GATES	24	17	17	17	17	17	333	333	17
23	PAES	25	149	333	333	333	333	105	105	105
17	KILLWORTH	26	14	149	23	23	23	23	23	23
14	KILLWORTH	27	333	23	14	14	14	14	14	14
149	WILKINS	28	23	14	149	149	149	149	149	149
274	LATIMER	29	274	274	274	274	274	274	274	
555	DRISCOLL	30	555	555	555	555	555	555	555	

Weather / Track : Sunny / Dry

Donington Park National: 1.9790 miles
Date: 02/06/2024 Start: 15:15 Finish: 15:24

Results can be found at www.tsl-timing.com

Printed - 15:26 Sunday, 02 June 2024

BMCRC - MRO Championships 2024 - Rnd 4 @ Donington National

Reactive Parts MRO Powerbikes inc Clubman 1000 & MRO Retro 1000

RACE 15 - SECTOR ANALYSIS

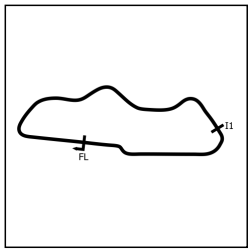

SECTOR 1 = FL to I1, SECTOR 2 = I1 to FL, DIFF = Difference To Personal Best Lap, P = Crossed Finish Line in Pit Lane, D = Time Disallowed

P1 26 Josh WAINWRIGHT — Honda CBR1000 - JW MOT Centre

IDEAL LAP TIME : 1:09.880 BEST LAP TIME : 1:09.995 DIFFERENCE : 0.115

LAP	SECTOR 1	SECTOR 2	LAP TIME		MPH	DIFF	TIME OF DAY
1 -		24.685	1:13.959		96.33	3.964	15:16:20.285
2 -	45.676	***24.358***	1:10.034	**(2)**	101.73	0.039	15:17:30.319
3 -	***45.522***	24.473	***1:09.995***	**(1)**	***101.78***		***15:18:40.314***
4 -	45.603	24.485	1:10.088	**(3)**	101.65	0.093	15:19:50.402
5 -	45.734	24.671	1:10.405		101.19	0.410	15:21:00.807
6 -	46.141	24.745	1:10.886		100.50	0.891	15:22:11.693
7 -	45.888	24.819	1:10.707		100.76	0.712	15:23:22.400
8 -	46.396	25.420	1:11.816		99.20	1.821	15:24:34.216

P2 49 Luke WALLINGTON — Honda Fireblade - Elmech Racing Team

IDEAL LAP TIME : 1:10.499 BEST LAP TIME : 1:10.549 DIFFERENCE : 0.050

LAP	SECTOR 1	SECTOR 2	LAP TIME		MPH	DIFF	TIME OF DAY
1 -		25.083	1:15.136		94.82	4.587	15:16:21.462
2 -	46.638	24.703	1:11.341		99.86	0.792	15:17:32.803
3 -	46.458	***24.619***	1:11.077	**(3)**	100.23	0.528	15:18:43.880
4 -	***45.880***	24.669	***1:10.549***	**(1)**	***100.98***		***15:19:54.429***
5 -	46.445	24.878	1:11.323		99.89	0.774	15:21:05.752
6 -	46.299	24.700	1:10.999	**(2)**	100.34	0.450	15:22:16.751
7 -	46.306	24.967	1:11.273		99.96	0.724	15:23:28.024
8 -	46.140	25.091	1:11.231		100.02	0.682	15:24:39.255

P3 80 C Morgan CREASEY — Suzuki GSXR 1000 K7 - Warics Ltd

IDEAL LAP TIME : 1:10.642 BEST LAP TIME : 1:10.642 DIFFERENCE : 0.000

LAP	SECTOR 1	SECTOR 2	LAP TIME		MPH	DIFF	TIME OF DAY
1 -		25.198	1:16.397		93.25	5.755	15:16:22.723
2 -	46.090	24.880	1:10.970	**(3)**	100.38	0.328	15:17:33.693
3 -	46.189	24.858	1:11.047		100.28	0.405	15:18:44.740
4 -	***45.904***	***24.738***	***1:10.642***	**(1)**	***100.85***		***15:19:55.382***
5 -	45.954	25.091	1:11.045		100.28	0.403	15:21:06.427
6 -	46.107	24.820	1:10.927	**(2)**	100.45	0.285	15:22:17.354
7 -	46.738	25.006	1:11.744		99.30	1.102	15:23:29.098
8 -	46.205	25.174	1:11.379		99.81	0.737	15:24:40.477

P4 1 Nicky WILSON — Suzuki GSXR 1000 - Demon GP/Haslemere Motorcycles

IDEAL LAP TIME : 1:10.575 BEST LAP TIME : 1:10.600 DIFFERENCE : 0.025

LAP	SECTOR 1	SECTOR 2	LAP TIME		MPH	DIFF	TIME OF DAY
1 -		24.998	1:15.866		93.91	5.266	15:16:22.192
2 -	46.123	***24.730***	1:10.853	**(2)**	100.55	0.253	15:17:33.045
3 -	46.381	24.794	1:11.175		100.10	0.575	15:18:44.220
4 -	***45.845***	24.755	***1:10.600***	**(1)**	***100.91***		***15:19:54.820***
5 -	46.242	24.840	1:11.082	**(3)**	100.23	0.482	15:21:05.902
6 -	46.373	24.884	1:11.257		99.98	0.657	15:22:17.159
7 -	47.213	25.017	1:12.230		98.63	1.630	15:23:29.389
8 -	46.098	25.118	1:11.216		100.04	0.616	15:24:40.605

P5 173 Stephen DRAPER — Kawasaki ZX10 -

IDEAL LAP TIME : 1:10.398 BEST LAP TIME : 1:10.464 DIFFERENCE : 0.066

LAP	SECTOR 1	SECTOR 2	LAP TIME		MPH	DIFF	TIME OF DAY
1 -		25.557	1:17.253		92.22	6.789	15:16:23.579
2 -	46.238	***24.805***	1:11.043		100.28	0.579	15:17:34.622
3 -	46.100	24.910	1:11.010	**(3)**	100.33	0.546	15:18:45.632
4 -	***45.593***	24.928	1:10.521	**(2)**	101.02	0.057	15:19:56.153
5 -	45.607	24.857	***1:10.464***	**(1)**	***101.11***		***15:21:06.617***
6 -	46.155	24.953	1:11.108		100.19	0.644	15:22:17.725
7 -	46.859	25.040	1:11.899		99.09	1.435	15:23:29.624
8 -	46.023	25.034	1:11.057		100.26	0.593	15:24:40.681

Weather / Track : Sunny / Dry

Donington Park National: 1.9790 miles
Date: 02/06/2024 Start: 15:15 Finish: 15:24

BMCRC - MRO Championships 2024 - Rnd 4 @ Donington National

Reactive Parts MRO Powerbikes inc Clubman 1000 & MRO Retro 1000

RACE 15 - SECTOR ANALYSIS

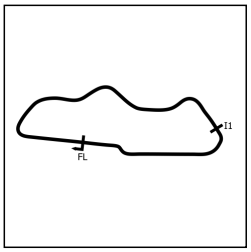

SECTOR 1 = FL to I1, SECTOR 2 = I1 to FL, DIFF = Difference To Personal Best Lap, P = Crossed Finish Line in Pit Lane, D = Time Disallowed

P6 99 Ret_C Steven BUTTERWORTH Yamaha R1 -

IDEAL LAP TIME : 1:10.996 BEST LAP TIME : 1:11.048 DIFFERENCE : 0.052

LAP	SECTOR 1	SECTOR 2	LAP TIME	MPH	DIFF	TIME OF DAY
1 -		25.685	1:17.183	92.30	6.135	15:16:23.509
2 -	46.761	25.099	1:11.860	99.14	0.812	15:17:35.369
3 -	46.280	***24.956***	1:11.236 **(3)**	100.01	0.188	15:18:46.605
4 -	***46.040***	25.008	***1:11.048*** **(1)**	***100.27***		***15:19:57.653***
5 -	46.202	25.018	1:11.220 **(2)**	100.03	0.172	15:21:08.873
6 -	46.333	24.979	1:11.312	99.90	0.264	15:22:20.185
7 -	46.454	25.193	1:11.647	99.44	0.599	15:23:31.832
8 -	46.708	25.440	1:12.148	98.75	1.100	15:24:43.980

P7 65 Peter BAKER Kawasaki ZX10R - TJ & Peter Baker M/C. Dodfrey engineering

IDEAL LAP TIME : 1:11.885 BEST LAP TIME : 1:12.042 DIFFERENCE : 0.157

LAP	SECTOR 1	SECTOR 2	LAP TIME	MPH	DIFF	TIME OF DAY
1 -		25.512	1:17.623	91.78	5.581	15:16:23.949
2 -	47.108	***25.097***	1:12.205 **(3)**	98.67	0.163	15:17:36.154
3 -	46.911	25.131	***1:12.042*** **(1)**	***98.89***		***15:18:48.196***
4 -	47.006	25.513	1:12.519	98.24	0.477	15:20:00.715
5 -	***46.788***	25.349	1:12.137 **(2)**	98.76	0.095	15:21:12.852
6 -	47.137	25.300	1:12.437	98.35	0.395	15:22:25.289
7 -	47.090	25.629	1:12.719	97.97	0.677	15:23:38.008
8 -	46.954	25.541	1:12.495	98.27	0.453	15:24:50.503

P8 818 Ret_N Alex SYMON Kawasaki ZX10R - MCW

IDEAL LAP TIME : 1:12.435 BEST LAP TIME : 1:12.503 DIFFERENCE : 0.068

LAP	SECTOR 1	SECTOR 2	LAP TIME	MPH	DIFF	TIME OF DAY
1 -		25.487	1:16.704	92.88	4.201	15:16:23.030
2 -	47.719	***25.150***	1:12.869	97.77	0.366	15:17:35.899
3 -	47.408	25.319	1:12.727 **(3)**	97.96	0.224	15:18:48.626
4 -	47.316	25.362	1:12.678 **(2)**	98.03	0.175	15:20:01.304
5 -	***47.285***	25.218	***1:12.503*** **(1)**	***98.26***		***15:21:13.807***
6 -	47.499	25.421	1:12.920	97.70	0.417	15:22:26.727
7 -	47.897	25.476	1:13.373	97.10	0.870	15:23:40.100
8 -	47.731	25.576	1:13.307	97.18	0.804	15:24:53.407

P9 48 C Aaron COLLINS Bmw S1000RR - Precision installations

IDEAL LAP TIME : 1:11.704 BEST LAP TIME : 1:11.738 DIFFERENCE : 0.034

LAP	SECTOR 1	SECTOR 2	LAP TIME	MPH	DIFF	TIME OF DAY
1 -		26.543	1:19.674	89.42	7.936	15:16:26.000
2 -	47.681	25.671	1:13.352	97.12	1.614	15:17:39.352
3 -	47.264	25.663	1:12.927	97.69	1.189	15:18:52.279
4 -	47.168	25.394	1:12.562	98.18	0.824	15:20:04.841
5 -	***46.659***	25.289	1:11.948 **(2)**	99.02	0.210	15:21:16.789
6 -	46.693	***25.045***	***1:11.738*** **(1)**	***99.31***		***15:22:28.527***
7 -	46.825	25.513	1:12.338 **(3)**	98.49	0.600	15:23:40.865
8 -	47.284	25.811	1:13.095	97.47	1.357	15:24:53.960

P10 223 C Rafal KISYK Suzuki GSXR-1000 -

IDEAL LAP TIME : 1:11.983 BEST LAP TIME : 1:11.983 DIFFERENCE : 0.000

LAP	SECTOR 1	SECTOR 2	LAP TIME	MPH	DIFF	TIME OF DAY
1 -		25.964	1:19.700	89.39	7.717	15:16:26.026
2 -	47.018	25.785	1:12.803	97.86	0.820	15:17:38.829
3 -	46.984	25.499	1:12.483	98.29	0.500	15:18:51.312
4 -	***46.637***	***25.346***	***1:11.983*** **(1)**	***98.97***		***15:20:03.295***
5 -	46.882	25.401	1:12.283 **(3)**	98.56	0.300	15:21:15.578
6 -	46.717	25.480	1:12.197 **(2)**	98.68	0.214	15:22:27.775
7 -	47.296	25.433	1:12.729	97.96	0.746	15:23:40.504
8 -	47.860	25.650	1:13.510	96.92	1.527	15:24:54.014

Weather / Track : Sunny / Dry

Donington Park National: 1.9790 miles
Date: 02/06/2024 Start: 15:15 Finish: 15:24

BMCRC - MRO Championships 2024 - Rnd 4 @ Donington National

Reactive Parts MRO Powerbikes inc Clubman 1000 & MRO Retro 1000

RACE 15 - SECTOR ANALYSIS

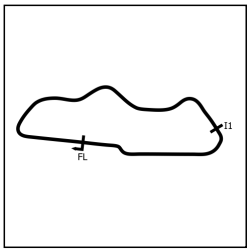

SECTOR 1 = FL to I1, SECTOR 2 = I1 to FL, DIFF = Difference To Personal Best Lap, P = Crossed Finish Line in Pit Lane, D = Time Disallowed

P11 38 Austen WEBSTER Kawasaki ZX10R - Ace Motorcycles

IDEAL LAP TIME : 1:12.486 BEST LAP TIME : 1:12.792 DIFFERENCE : 0.306

LAP	SECTOR 1	SECTOR 2	LAP TIME	MPH	DIFF	TIME OF DAY
1 -		26.037	1:20.140	88.90	7.348	15:16:26.466
2 -	48.671	25.875	1:14.546	95.57	1.754	15:17:41.012
3 -	47.756	25.683	1:13.439	97.01	0.647	15:18:54.451
4 -	48.163	25.911	1:14.074	96.18	1.282	15:20:08.525
5 -	47.900	25.882	1:13.782	96.56	0.990	15:21:22.307
6 -	47.479	25.697	1:13.176 (3)	97.36	0.384	15:22:35.483
7 -	47.385	***25.407***	***1:12.792*** (1)	***97.87***		***15:23:48.275***
8 -	***47.079***	25.827	1:12.906 (2)	97.72	0.114	15:25:01.181

P12 271 Daniel JOHNSON BMW S1000 RR -

IDEAL LAP TIME : 1:13.426 BEST LAP TIME : 1:13.563 DIFFERENCE : 0.137

LAP	SECTOR 1	SECTOR 2	LAP TIME	MPH	DIFF	TIME OF DAY
1 -		26.321	1:19.802	89.27	6.239	15:16:26.128
2 -	48.799	25.427	1:14.226	95.98	0.663	15:17:40.354
3 -	48.160	25.449	1:13.609 (2)	96.79	0.046	15:18:53.963
4 -	48.410	25.598	1:14.008	96.26	0.445	15:20:07.971
5 -	48.166	***25.397***	***1:13.563*** (1)	***96.85***		***15:21:21.534***
6 -	***48.029***	25.983	1:14.012	96.26	0.449	15:22:35.546
7 -	48.495	25.587	1:14.082	96.17	0.519	15:23:49.628
8 -	48.260	25.536	1:13.796 (3)	96.54	0.233	15:25:03.424

P13 152 Barry MANTELL Kawaskai ZX10R - Swedish car connection

IDEAL LAP TIME : 1:12.601 BEST LAP TIME : 1:12.999 DIFFERENCE : 0.398

LAP	SECTOR 1	SECTOR 2	LAP TIME	MPH	DIFF	TIME OF DAY
1 -		26.467	1:22.442	86.41	9.443	15:16:28.768
2 -	48.601	25.682	1:14.283	95.91	1.284	15:17:43.051
3 -	47.979	***25.430***	1:13.409 (3)	97.05	0.410	15:18:56.460
4 -	***47.171***	25.828	***1:12.999*** (1)	***97.59***		***15:20:09.459***
5 -	47.250	26.031	1:13.281 (2)	97.22	0.282	15:21:22.740
6 -	47.739	25.759	1:13.498	96.93	0.499	15:22:36.238
7 -	47.869	26.199	1:14.068	96.19	1.069	15:23:50.306
8 -	47.720	25.871	1:13.591	96.81	0.592	15:25:03.897

P14 18 C Sigitas CERNIAUSKAS Yamaha R1 - SC MOTO

IDEAL LAP TIME : 1:13.464 BEST LAP TIME : 1:13.641 DIFFERENCE : 0.177

LAP	SECTOR 1	SECTOR 2	LAP TIME	MPH	DIFF	TIME OF DAY
1 -		26.224	1:20.855	88.11	7.214	15:16:27.181
2 -	48.448	25.821	1:14.269	95.93	0.628	15:17:41.450
3 -	48.069	***25.572***	***1:13.641*** (1)	***96.74***		***15:18:55.091***
4 -	48.674	26.023	1:14.697	95.38	1.056	15:20:09.788
5 -	48.293	25.982	1:14.275	95.92	0.634	15:21:24.063
6 -	***47.892***	25.897	1:13.789 (2)	96.55	0.148	15:22:37.852
7 -	48.194	25.930	1:14.124 (3)	96.11	0.483	15:23:51.976
8 -	48.504	26.016	1:14.520	95.60	0.879	15:25:06.496

P15 123 C James VINCER Suzuki GSXR R - John Butcher Bros

IDEAL LAP TIME : 1:14.049 BEST LAP TIME : 1:14.461 DIFFERENCE : 0.412

LAP	SECTOR 1	SECTOR 2	LAP TIME	MPH	DIFF	TIME OF DAY
1 -		26.177	1:21.869	87.02	7.408	15:16:28.195
2 -	49.324	26.105	1:15.429	94.45	0.968	15:17:43.624
3 -	49.087	***25.642***	1:14.729 (3)	95.33	0.268	15:18:58.353
4 -	49.240	25.847	1:15.087	94.88	0.626	15:20:13.440
5 -	49.105	25.858	1:14.963	95.04	0.502	15:21:28.403
6 -	***48.407***	26.157	1:14.564 (2)	95.55	0.103	15:22:42.967
7 -	48.720	25.741	***1:14.461*** (1)	***95.68***		***15:23:57.428***
8 -	49.404	25.842	1:15.246	94.68	0.785	15:25:12.674

Weather / Track : Sunny / Dry

Donington Park National: 1.9790 miles
Date: 02/06/2024 Start: 15:15 Finish: 15:24

BMCRC - MRO Championships 2024 - Rnd 4 @ Donington National

Reactive Parts MRO Powerbikes inc Clubman 1000 & MRO Retro 1000

RACE 15 - SECTOR ANALYSIS

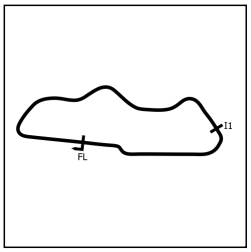

SECTOR 1 = FL to I1, SECTOR 2 = I1 to FL, DIFF = Difference To Personal Best Lap, P = Crossed Finish Line in Pit Lane, D = Time Disallowed

P16 19 Ret_C Tyler DONOVAN - Tinder Corp

IDEAL LAP TIME : 1:14.219 BEST LAP TIME : 1:14.444 DIFFERENCE : 0.225

LAP	SECTOR 1	SECTOR 2	LAP TIME	MPH	DIFF	TIME OF DAY
1 -		26.785	1:23.489	85.33	9.045	15:16:29.815
2 -	48.800	26.443	1:15.243	94.68	0.799	15:17:45.058
3 -	48.490	***25.954***	***1:14.444*** **(1)**	***95.70***		***15:18:59.502***
4 -	48.338	26.191	1:14.529 **(2)**	95.59	0.085	15:20:14.031
5 -	48.752	26.225	1:14.977	95.02	0.533	15:21:29.008
6 -	***48.265***	26.459	1:14.724 **(3)**	95.34	0.280	15:22:43.732
7 -	49.046	26.327	1:15.373	94.52	0.929	15:23:59.105
8 -	48.600	26.308	1:14.908	95.11	0.464	15:25:14.013

P17 13 Ret_C Daniel MERCER Honda CBR1000RR - Merc&Co Racing, Apex2Apex promotions

IDEAL LAP TIME : 1:14.212 BEST LAP TIME : 1:14.491 DIFFERENCE : 0.279

LAP	SECTOR 1	SECTOR 2	LAP TIME	MPH	DIFF	TIME OF DAY
1 -		26.590	1:21.746	87.15	7.255	15:16:28.072
2 -	48.557	25.934	***1:14.491*** **(1)**	***95.64***		***15:17:42.563***
3 -	49.414	26.204	1:15.618	94.21	1.127	15:18:58.181
4 -	48.998	26.133	1:15.131	94.82	0.640	15:20:13.312
5 -	48.862	***25.918***	1:14.780 **(2)**	95.27	0.289	15:21:28.092
6 -	***48.294***	26.960	1:15.254	94.67	0.763	15:22:43.346
7 -	50.067	26.156	1:16.223	93.47	1.732	15:23:59.569
8 -	48.632	26.394	1:15.026 **(3)**	94.96	0.535	15:25:14.595

P18 34 C Ben CHEESEMAN Kawasaki ZX10RR - BCH Services Kent Ltd

IDEAL LAP TIME : 1:14.156 BEST LAP TIME : 1:14.281 DIFFERENCE : 0.125

LAP	SECTOR 1	SECTOR 2	LAP TIME	MPH	DIFF	TIME OF DAY
1 -		27.162	1:25.101	83.71	10.820	15:16:31.427
2 -	48.856	26.467	1:15.323	94.58	1.042	15:17:46.750
3 -	49.295	26.229	1:15.524	94.33	1.243	15:19:02.274
4 -	***48.536***	25.745	***1:14.281*** **(1)**	***95.91***		***15:20:16.555***
5 -	48.544	26.185	1:14.729 **(3)**	95.33	0.448	15:21:31.284
6 -	48.911	26.432	1:15.343	94.56	1.062	15:22:46.627
7 -	49.180	26.030	1:15.210	94.72	0.929	15:24:01.837
8 -	48.841	***25.620***	1:14.461 **(2)**	95.68	0.180	15:25:16.298

P19 7 C Seb JENKINS Yamaha YZF-R1 - TBR Performance

IDEAL LAP TIME : 1:14.606 BEST LAP TIME : 1:15.033 DIFFERENCE : 0.427

LAP	SECTOR 1	SECTOR 2	LAP TIME	MPH	DIFF	TIME OF DAY
1 -		26.630	1:23.730	85.08	8.697	15:16:30.056
2 -	49.097	26.058	1:15.155	94.79	0.122	15:17:45.211
3 -	49.116	***25.917***	***1:15.033*** **(1)**	***94.95***		***15:19:00.244***
4 -	48.952	26.126	1:15.078 **(3)**	94.89	0.045	15:20:15.322
5 -	48.851	26.201	1:15.052 **(2)**	94.92	0.019	15:21:30.374
6 -	***48.689***	26.412	1:15.101	94.86	0.068	15:22:45.475
7 -	49.598	26.111	1:15.709	94.10	0.676	15:24:01.184
8 -	50.492	26.585	1:17.077	92.43	2.044	15:25:18.261

P20 46 C Simon GATES Yamaha R1 -

IDEAL LAP TIME : 1:14.965 BEST LAP TIME : 1:14.965 DIFFERENCE : 0.000

LAP	SECTOR 1	SECTOR 2	LAP TIME	MPH	DIFF	TIME OF DAY
1 -		26.591	1:22.701	86.14	7.736	15:16:29.027
2 -	48.916	26.331	1:15.247 **(2)**	94.68	0.282	15:17:44.274
3 -	***48.821***	***26.144***	***1:14.965*** **(1)**	***95.03***		***15:18:59.239***
4 -	49.148	26.353	1:15.501 **(3)**	94.36	0.536	15:20:14.740
5 -	49.174	26.347	1:15.521	94.33	0.556	15:21:30.261
6 -	49.286	26.543	1:15.829	93.95	0.864	15:22:46.090
7 -	49.347	26.633	1:15.980	93.76	1.015	15:24:02.070
8 -	49.811	26.734	1:16.545	93.07	1.580	15:25:18.615

Weather / Track : Sunny / Dry

Donington Park National: 1.9790 miles
Date: 02/06/2024 Start: 15:15 Finish: 15:24

BMCRC - MRO Championships 2024 - Rnd 4 @ Donington National

Reactive Parts MRO Powerbikes inc Clubman 1000 & MRO Retro 1000

RACE 15 - SECTOR ANALYSIS

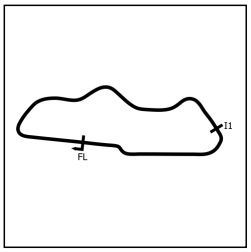

SECTOR 1 = FL to I1, SECTOR 2 = I1 to FL, DIFF = Difference To Personal Best Lap, P = Crossed Finish Line in Pit Lane, D = Time Disallowed

P21 116 Ade WALBRIDGE — Yamaha R1 - 3 Bridges Racing

IDEAL LAP TIME : 1:14.882 BEST LAP TIME : 1:15.031 DIFFERENCE : 0.149

LAP	SECTOR 1	SECTOR 2	LAP TIME	MPH	DIFF	TIME OF DAY
1 -		26.793	1:23.299	85.53	8.268	15:16:29.625
2 -	***48.709***	26.605	1:15.314 **(3)**	94.59	0.283	15:17:44.939
3 -	49.754	***26.173***	1:15.927	93.83	0.896	15:19:00.866
4 -	48.836	26.195	***1:15.031*** **(1)**	***94.95***		***15:20:15.897***
5 -	48.771	26.329	1:15.100 **(2)**	94.86	0.069	15:21:30.997
6 -	48.879	27.106	1:15.985	93.76	0.954	15:22:46.982
7 -	49.254	26.351	1:15.605	94.23	0.574	15:24:02.587
8 -	49.641	26.778	1:16.419	93.23	1.388	15:25:19.006

P22 63 Ret_N Matthew WREN — Suzuki GSXR - TBR performance

IDEAL LAP TIME : 1:14.959 BEST LAP TIME : 1:15.053 DIFFERENCE : 0.094

LAP	SECTOR 1	SECTOR 2	LAP TIME	MPH	DIFF	TIME OF DAY
1 -		27.299	1:24.282	84.53	9.229	15:16:30.608
2 -	49.162	26.580	1:15.742	94.06	0.689	15:17:46.350
3 -	49.900	26.542	1:16.442	93.20	1.389	15:19:02.792
4 -	49.650	26.456	1:16.106	93.61	1.053	15:20:18.898
5 -	49.510	***26.229***	1:15.739	94.06	0.686	15:21:34.637
6 -	48.874	26.435	1:15.309 **(2)**	94.60	0.256	15:22:49.946
7 -	***48.730***	26.323	***1:15.053*** **(1)**	***94.92***		***15:24:04.999***
8 -	48.841	26.629	1:15.470 **(3)**	94.40	0.417	15:25:20.469

P23 333 Andrew HOUGHTON — BMW S1000RR - Techoir

IDEAL LAP TIME : 1:15.453 BEST LAP TIME : 1:15.453 DIFFERENCE : 0.000

LAP	SECTOR 1	SECTOR 2	LAP TIME	MPH	DIFF	TIME OF DAY
1 -		27.115	1:26.158	82.69	10.705	15:16:32.484
2 -	50.542	26.478	1:17.020	92.50	1.567	15:17:49.504
3 -	50.512	26.209	1:16.721	92.86	1.268	15:19:06.225
4 -	49.873	26.483	1:16.356	93.30	0.903	15:20:22.581
5 -	49.768	26.281	1:16.049 **(3)**	93.68	0.596	15:21:38.630
6 -	50.749	26.643	1:17.392	92.05	1.939	15:22:56.022
7 -	49.491	26.272	1:15.763 **(2)**	94.03	0.310	15:24:11.785
8 -	***49.400***	***26.053***	***1:15.453*** **(1)**	***94.42***		***15:25:27.238***

P24 17 Ret_C Jordan KILLWORTH — Kawasaki ZX10R - Greenplant/BK/Rabbit

IDEAL LAP TIME : 1:15.846 BEST LAP TIME : 1:15.953 DIFFERENCE : 0.107

LAP	SECTOR 1	SECTOR 2	LAP TIME	MPH	DIFF	TIME OF DAY
1 -		27.331	1:25.494	83.33	9.541	15:16:31.820
2 -	49.824	27.070	1:16.894	92.65	0.941	15:17:48.714
3 -	49.996	26.826	1:16.822	92.74	0.869	15:19:05.536
4 -	49.651	26.880	1:16.531	93.09	0.578	15:20:22.067
5 -	***49.537***	26.612	1:16.149 **(2)**	93.56	0.196	15:21:38.216
6 -	50.318	26.813	1:17.131	92.37	1.178	15:22:55.347
7 -	49.600	26.795	1:16.395 **(3)**	93.26	0.442	15:24:11.742
8 -	49.644	***26.309***	***1:15.953*** **(1)**	***93.80***		***15:25:27.695***

P25 105 C Dave LINDSAY — Yamaha R1 - TD racing

IDEAL LAP TIME : 1:15.973 BEST LAP TIME : 1:16.151 DIFFERENCE : 0.178

LAP	SECTOR 1	SECTOR 2	LAP TIME	MPH	DIFF	TIME OF DAY
1 -		27.516	1:24.959	83.85	8.808	15:16:31.285
2 -	***49.684***	26.467	***1:16.151*** **(1)**	***93.55***		***15:17:47.436***
3 -	49.698	26.495	1:16.193 **(2)**	93.50	0.042	15:19:03.629
4 -	50.310	***26.289***	1:16.599 **(3)**	93.01	0.448	15:20:20.228
5 -	50.480	26.765	1:17.245	92.23	1.094	15:21:37.473
6 -	51.551	27.044	1:18.595	90.65	2.444	15:22:56.068
7 -	50.819	26.697	1:17.516	91.91	1.365	15:24:13.584
8 -	50.638	27.102	1:17.740	91.64	1.589	15:25:31.324

BMCRC - MRO Championships 2024 - Rnd 4 @ Donington National

Reactive Parts MRO Powerbikes inc Clubman 1000 & MRO Retro 1000

RACE 15 - SECTOR ANALYSIS

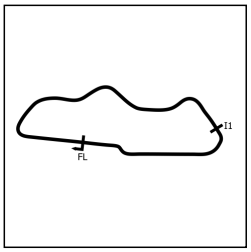

SECTOR 1 = FL to I1, SECTOR 2 = I1 to FL, DIFF = Difference To Personal Best Lap, P = Crossed Finish Line in Pit Lane, D = Time Disallowed

P26 23 C Jason PAES — Aprilia RSV4 - J&R Electrical Ltd

IDEAL LAP TIME : 1:15.673 BEST LAP TIME : 1:15.673 DIFFERENCE : 0.000

LAP	SECTOR 1	SECTOR 2	LAP TIME	MPH	DIFF	TIME OF DAY
1 -		27.803	1:26.631	82.24	10.958	15:16:32.957
2 -	50.461	27.189	1:17.650	91.75	1.977	15:17:50.607
3 -	51.178	26.783	1:17.961	91.38	2.288	15:19:08.568
4 -	***49.434***	***26.239***	***1:15.673 (1)***	***94.15***		***15:20:24.241***
5 -	49.798	26.303	1:16.101 **(2)**	93.62	0.428	15:21:40.342
6 -	50.155	26.718	1:16.873	92.68	1.200	15:22:57.215
7 -	50.121	26.651	1:16.772 **(3)**	92.80	1.099	15:24:13.987
8 -	50.522	26.898	1:17.420	92.02	1.747	15:25:31.407

P27 14 Ret_C Hayden KILLWORTH — Suzuki GSXR 1000 - GreenPlantUK - H11xy - Helmet City

IDEAL LAP TIME : 1:16.110 BEST LAP TIME : 1:16.220 DIFFERENCE : 0.110

LAP	SECTOR 1	SECTOR 2	LAP TIME	MPH	DIFF	TIME OF DAY
1 -		27.507	1:26.082	82.76	9.862	15:16:32.408
2 -	51.176	27.513	1:18.689	90.54	2.469	15:17:51.097
3 -	50.884	27.425	1:18.309	90.98	2.089	15:19:09.406
4 -	49.869	26.955	1:16.824	92.73	0.604	15:20:26.230
5 -	***49.359***	26.925	1:16.284 **(2)**	93.39	0.064	15:21:42.514
6 -	49.697	26.782	1:16.479 **(3)**	93.15	0.259	15:22:58.993
7 -	49.469	***26.751***	***1:16.220 (1)***	***93.47***		***15:24:15.213***
8 -	50.044	27.316	1:17.360	92.09	1.140	15:25:32.573

P28 149 C David WILKINS — Yamaha R1 - TwoClicksOut Racing

IDEAL LAP TIME : 1:18.012 BEST LAP TIME : 1:18.320 DIFFERENCE : 0.308

LAP	SECTOR 1	SECTOR 2	LAP TIME	MPH	DIFF	TIME OF DAY
1 -		***27.265***	1:25.635	83.19	7.315	15:16:31.961
2 -	***50.747***	27.573	***1:18.320 (1)***	***90.96***		***15:17:50.281***
3 -	51.309	27.902	1:19.211	89.94	0.891	15:19:09.492
4 -	51.213	27.299	1:18.512 **(2)**	90.74	0.192	15:20:28.004
5 -	51.338	27.499	1:18.837	90.37	0.517	15:21:46.841
6 -	51.228	27.403	1:18.631 **(3)**	90.60	0.311	15:23:05.472
7 -	51.239	27.872	1:19.111	90.05	0.791	15:24:24.583
8 -	51.149	27.525	1:18.674	90.55	0.354	15:25:43.257

P29 274 Stewart LATIMER — SUZUKI GSXR1000 RR - Fat Bloke Racing RR

IDEAL LAP TIME : 1:19.797 BEST LAP TIME : 1:19.834 DIFFERENCE : 0.037

LAP	SECTOR 1	SECTOR 2	LAP TIME	MPH	DIFF	TIME OF DAY
1 -		28.247	1:28.717	80.30	8.883	15:16:35.043
2 -	52.882	27.975	1:20.857	88.11	1.023	15:17:55.900
3 -	52.565	28.303	1:20.868	88.10	1.034	15:19:16.768
4 -	52.243	28.032	1:20.275 **(3)**	88.75	0.441	15:20:37.043
5 -	***51.829***	28.005	***1:19.834 (1)***	***89.24***		***15:21:56.877***
6 -	52.231	***27.968***	1:20.199 **(2)**	88.83	0.365	15:23:17.076
7 -	52.332	28.439	1:20.771	88.20	0.937	15:24:37.847

P30 555 Ret_C Tony DRISCOLL — Yamaha R1 -

IDEAL LAP TIME : 1:22.956 BEST LAP TIME : 1:23.333 DIFFERENCE : 0.377

LAP	SECTOR 1	SECTOR 2	LAP TIME	MPH	DIFF	TIME OF DAY
1 -		29.347	1:31.229	78.09	7.896	15:16:37.555
2 -	55.577	30.199	1:25.776	83.06	2.443	15:18:03.331
3 -	55.452	28.855	1:24.307	84.50	0.974	15:19:27.638
4 -	54.758	***28.575***	***1:23.333 (1)***	***85.49***		***15:20:50.971***
5 -	***54.381***	29.314	1:23.695 **(2)**	85.12	0.362	15:22:14.666
6 -	54.670	29.094	1:23.764 **(3)**	85.05	0.431	15:23:38.430
7 -	55.101	29.122	1:24.223	84.59	0.890	15:25:02.653

BMCRC - MRO Championships 2024 - Rnd 4 @ Donington National

Reactive Parts MRO Powerbikes inc Clubman 1000 & MRO Retro 1000

RACE 15 - BEST SECTORS

SECTOR 1				SECTOR 2			IDEAL / BEST COMPARISON					
POS	NO	NAME	TIME	NO	NAME	TIME	POS	NO	NAME	IDEAL	BEST	DIFF
									PERFECT LAP	1:09.880		
1	26	WAINWRIGHT	45.522	26	WAINWRIGHT	24.358	1	26	WAINWRIGHT	1:09.880	1:09.995	0.115
2	173	DRAPER	45.593	49	WALLINGTON	24.619	2	173	DRAPER	1:10.398	1:10.464	0.066
3	1	WILSON	45.845	1	WILSON	24.730	3	49	WALLINGTON	1:10.499	1:10.549	0.050
4	49	WALLINGTON	45.880	80	CREASEY	24.738	4	1	WILSON	1:10.575	1:10.600	0.025
5	80	CREASEY	45.904	173	DRAPER	24.805	5	80	CREASEY	1:10.642	1:10.642	0.000
6	99	BUTTERWORTH	46.040	99	BUTTERWORTH	24.956	6	99	BUTTERWORTH	1:10.996	1:11.048	0.052
7	223	KISYK	46.637	48	COLLINS	25.045	7	48	COLLINS	1:11.704	1:11.738	0.034
8	48	COLLINS	46.659	65	BAKER	25.097	8	65	BAKER	1:11.885	1:12.042	0.157
9	65	BAKER	46.788	818	SYMON	25.150	9	223	KISYK	1:11.983	1:11.983	0.000
10	38	WEBSTER	47.079	223	KISYK	25.346	10	818	SYMON	1:12.435	1:12.503	0.068
11	152	MANTELL	47.171	271	JOHNSON	25.397	11	38	WEBSTER	1:12.486	1:12.792	0.306
12	818	SYMON	47.285	38	WEBSTER	25.407	12	152	MANTELL	1:12.601	1:12.999	0.398
13	18	CERNIAUSKAS	47.892	152	MANTELL	25.430	13	271	JOHNSON	1:13.426	1:13.563	0.137
14	271	JOHNSON	48.029	18	CERNIAUSKAS	25.572	14	18	CERNIAUSKAS	1:13.464	1:13.641	0.177
15	19	DONOVAN	48.265	34	CHEESEMAN	25.620	15	123	VINCER	1:14.049	1:14.461	0.412
16	13	MERCER	48.294	123	VINCER	25.642	16	34	CHEESEMAN	1:14.156	1:14.281	0.125
17	123	VINCER	48.407	7	JENKINS	25.917	17	13	MERCER	1:14.212	1:14.491	0.279
18	34	CHEESEMAN	48.536	13	MERCER	25.918	18	19	DONOVAN	1:14.219	1:14.444	0.225
19	7	JENKINS	48.689	19	DONOVAN	25.954	19	7	JENKINS	1:14.606	1:15.033	0.427
20	116	WALBRIDGE	48.709	333	HOUGHTON	26.053	20	116	WALBRIDGE	1:14.882	1:15.031	0.149
21	63	WREN	48.730	46	GATES	26.144	21	63	WREN	1:14.959	1:15.053	0.094
22	46	GATES	48.821	116	WALBRIDGE	26.173	22	46	GATES	1:14.965	1:14.965	0.000
23	14	KILLWORTH	49.359	63	WREN	26.229	23	333	HOUGHTON	1:15.453	1:15.453	0.000
24	333	HOUGHTON	49.400	23	PAES	26.239	24	23	PAES	1:15.673	1:15.673	0.000
25	23	PAES	49.434	105	LINDSAY	26.289	25	17	KILLWORTH	1:15.846	1:15.953	0.107
26	17	KILLWORTH	49.537	17	KILLWORTH	26.309	26	105	LINDSAY	1:15.973	1:16.151	0.178
27	105	LINDSAY	49.684	14	KILLWORTH	26.751	27	14	KILLWORTH	1:16.110	1:16.220	0.110
28	149	WILKINS	50.747	149	WILKINS	27.265	28	149	WILKINS	1:18.012	1:18.320	0.308
29	274	LATIMER	51.829	274	LATIMER	27.968	29	274	LATIMER	1:19.797	1:19.834	0.037
30	555	DRISCOLL	54.381	555	DRISCOLL	28.575	30	555	DRISCOLL	1:22.956	1:23.333	0.377

Weather / Track : Sunny / Dry

Donington Park National: 1.9790 miles
Date: 02/06/2024 Start: 15:15 Finish: 15:24

Results can be found at www.tsl-timing.com

Printed - 15:26 Sunday, 02 June 2024

BMCRC - MRO Championships 2024 - Rnd 4 @ Donington National

Reactive Parts MRO Powerbikes inc Clubman 1000 & MRO Retro 1000

RACE 15 - STATISTICS

Competitors Started	30
Planned Start	2024-06-02 @ 15:00:00.000
Actual Start	2024-06-02 @ 15:15:06.325
Finish Time	2024-06-02 @ 15:24:34.215
Track Length	1.9790mi.
Total Laps	238
Total Distance Covered	471.0180mi.

Session Fastest Lap History

NO	CL	NAME	LAP TIME	TIME OF DAY	LAP	VEHICLE
26		**Josh WAINWRIGHT**	**1:10.034**	15:17:30.342	2	Honda CBR1000
26		**Josh WAINWRIGHT**	**1:09.995**	15:18:40.337	3	Honda CBR1000

Session Leader History

NO	CL	NAME	FROM LAP	LAPS LED	DISTANCE	VEHICLE
26		**Josh WAINWRIGHT**	1	8	15.79 miles	Honda CBR1000

Flag History

TYPE	TIME OF DAY
GREEN	15:15:06.325
FINISH	15:24:34.215

Flag Statistics

TYPE	COUNT	TOTAL LAPS	TOTAL TIME
Green	1	8	10:41.802
Red	0	0	0.000
Safety Car	0	0	0.000
FCY	0	0	0.000

Weather / Track : Sunny / Dry

Donington Park National: 1.9790 miles
Date: 02/06/2024 Start: 15:15 Finish: 15:24

BMCRC - MRO Championships 2024 - Rnd 4 @ Donington National

Reactive Parts MRO Powerbikes inc Clubman 1000 & MRO Retro 1000

RACE 15 - STATISTICS

CLASS : 11 Starters

Fastest Lap History

NO	NAME	LAP TIME	TIME OF DAY	LAP	VEHICLE
26	**Josh WAINWRIGHT**	**1:10.034**	15:17:30.342	2	Honda CBR1000
26	**Josh WAINWRIGHT**	**1:09.995**	15:18:40.337	3	Honda CBR1000

Leader History

NO	NAME	FROM LAP	LAPS LED	DISTANCE	VEHICLE
26	**Josh WAINWRIGHT**	1	8	15.79 miles	Honda CBR1000

BMCRC - MRO Championships 2024 - Rnd 4 @ Donington National

Reactive Parts MRO Powerbikes inc Clubman 1000 & MRO Retro 1000

RACE 15 - STATISTICS

CLASS : C

11 Starters

Fastest Lap History

NO	NAME	LAP TIME	TIME OF DAY	LAP	VEHICLE
80	**Morgan CREASEY**	**1:10.970**	15:17:33.710	2	Suzuki GSXR 1000 K7
80	**Morgan CREASEY**	**1:10.642**	15:19:55.399	4	Suzuki GSXR 1000 K7

Leader History

NO	NAME	FROM LAP	LAPS LED	DISTANCE	VEHICLE
80	**Morgan CREASEY**	1	8	15.79 miles	Suzuki GSXR 1000 K7

BMCRC - MRO Championships 2024 - Rnd 4 @ Donington National

Reactive Parts MRO Powerbikes inc Clubman 1000 & MRO Retro 1000

RACE 15 - STATISTICS

CLASS : Ret_C

6 Starters

Fastest Lap History

NO	NAME	LAP TIME	TIME OF DAY	LAP	VEHICLE
99	**Steven BUTTERWORTH**	**1:11.860**	15:17:35.385	2	Yamaha R1
99	**Steven BUTTERWORTH**	**1:11.236**	15:18:46.620	3	Yamaha R1
99	**Steven BUTTERWORTH**	**1:11.048**	15:19:57.669	4	Yamaha R1

Leader History

NO	NAME	FROM LAP	LAPS LED	DISTANCE	VEHICLE
99	**Steven BUTTERWORTH**	1	8	15.79 miles	Yamaha R1

BMCRC - MRO Championships 2024 - Rnd 4 @ Donington National

Reactive Parts MRO Powerbikes inc Clubman 1000 & MRO Retro 1000

RACE 15 - STATISTICS

CLASS : Ret_N

2 Starters

Fastest Lap History

NO	NAME	LAP TIME	TIME OF DAY	LAP	VEHICLE
818	**Alex SYMON**	**1:12.869**	15:17:35.906	2	Kawasaki ZX10R
818	**Alex SYMON**	**1:12.727**	15:18:48.632	3	Kawasaki ZX10R
818	**Alex SYMON**	**1:12.678**	15:20:01.311	4	Kawasaki ZX10R
818	**Alex SYMON**	**1:12.503**	15:21:13.814	5	Kawasaki ZX10R

Leader History

NO	NAME	FROM LAP	LAPS LED	DISTANCE	VEHICLE
818	**Alex SYMON**	1	8	15.79 miles	Kawasaki ZX10R

L & W CONTRACTORS
BMCRC ROOKIE 600 & 1000

BMCRC-MRO Championships - Round 4

Donington Park National

1st / 2nd June 2024

Timing & Results Provided by Timing Solutions Ltd

www.tsl-timing.com

Donington Park National Circuit

Castle Donington, Derby, UK

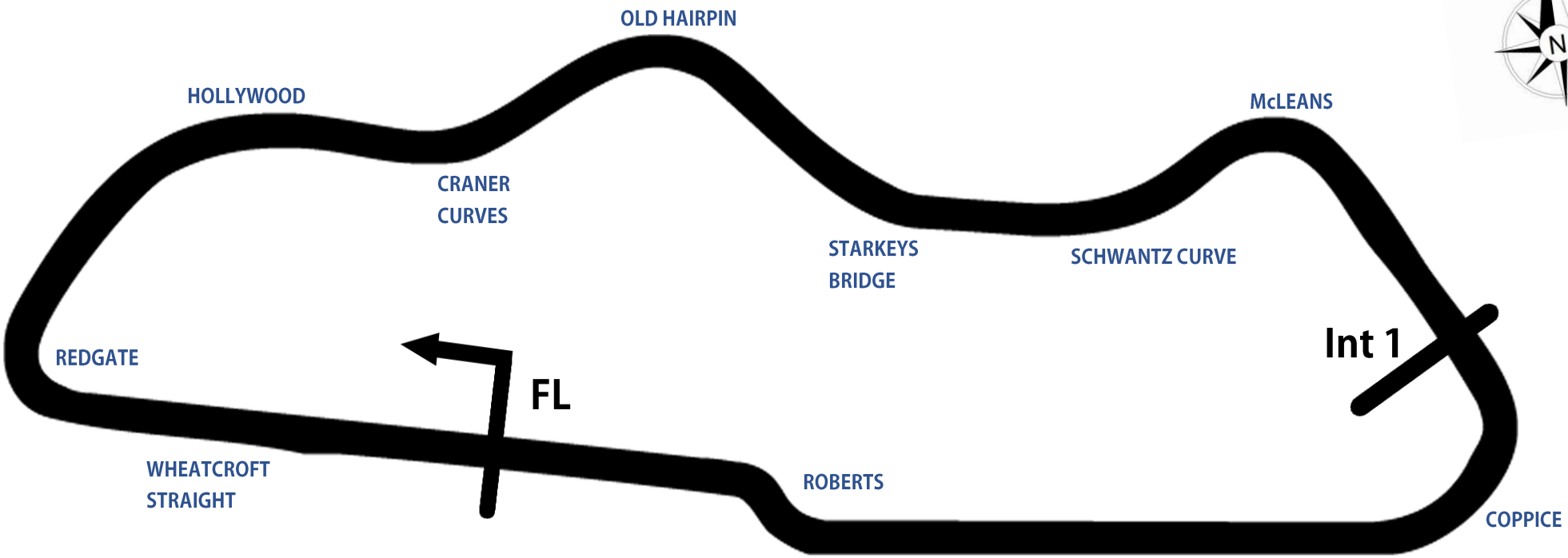

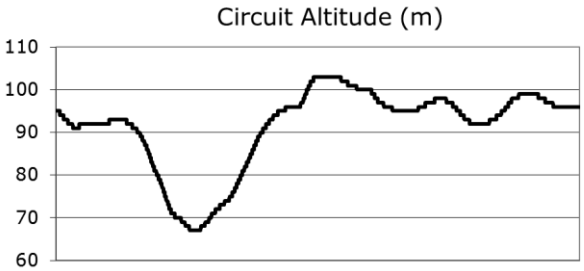

Length	1.9790 miles | 3.185 km | 3185m		
FL	Start @ 60m	52.82971 N	1.37867 W
Int 1	2096m	52.82978 N	1.36508 W
Pit Entry	3158m	52.82951 N	1.37832 W
Pit Exit	229m after FL	52.82996 N	1.38205 W
Pit Entry - Pit Exit	256m, 18.4s @ 50kph, 15.3s @ 60kph		

Results & Live Timing available at – www.tsl-timing.com

Updated - 24/01/2024 10:46

BMCRC - MRO Championships 2024 - Rnd 4 @ Donington National

L&W/BMCRC Rookie 600 & Rookie 1000

QUALIFYING - CLASSIFICATION

POS	NO	CL	PIC	NAME	ENTRY	TIME	ON	LAPS	GAP	DIFF	MPH
1	87	1000	1	Dan CHAMBERLAIN	Suzuki GSXR 750 -	1:14.397	6	8			95.76
2	666	1000	2	Nathan THOMPSON	Bmw S1000RR - Flirtz lap dancing club	1:14.923	5	8	0.526	0.526	95.09
3	812	1000	3	Matthew WHITNEY	-	1:15.641	3	5	1.244	0.718	94.19
4	153	600	1	Aaron HICKMOTT	Kawasaki ZX6R - Me, Myself & I	1:16.071	4	8	1.674	0.430	93.65
5	40	600	2	James LORD	Triumph STREET TRIPPLE -	1:16.276	5	8	1.879	0.205	93.40
6	175	1000	4	Arlindo PESTANA	BMW S1000RR - Pep's racing	1:16.433	4	7	2.036	0.157	93.21
7	594	600	3	Sam GRAYSON	Yamaha R6 - Grayson Racing	1:16.526	5	8	2.129	0.093	93.10
8	122	600	4	James EGGINTON	Kawasaki ZX6R - Advance Computer Services - www.A	1:16.841	4	6	2.444	0.315	92.71
9	85	1000	5	Ben WOOD	Yamaha R1 -	1:17.487	4	6	3.090	0.646	91.94
10	911	600	5	Tom BRASTOCK	Suzuki GSXR 600 - My Pocket	1:17.780	8	8	3.383	0.293	91.59
11	138	600	6	Paul COOMBS	Triumph 675R DAYTONA -	1:18.047	5	7	3.650	0.267	91.28
12	888	600	7	Kirt ELLIOTT	Yamaha R6 -	1:18.798	5	7	4.401	0.751	90.41
13	94	600	8	Peter CANNONS	Kawazaki ZX6R -	1:19.209	4	7	4.812	0.411	89.94
14	75	600	9	Alex TUFNALL	Kawasaki 636 -	1:19.316	5	7	4.919	0.107	89.82
15	916	600	10	Adam FREWIN	Yamaha R6 - Southern Steam Services Ltd	1:20.032	6	7	5.635	0.716	89.02
16	26	600	11	Daniel PRESTON	Triumph 675R -	1:20.417	4	7	6.020	0.385	88.59
17	14	1000	6	Alex YIANNI	BMW S1000 RR - Airpack 2000 Racing/Almig Compres	1:20.689	4	6	6.292	0.272	88.29
18	101	1000	7	David HINCH	Suzuki GSXR 1000 L7 - David Burnell Financial Service	1:21.376	6	7	6.979	0.687	87.55
19	910	1000	8	Michael JARVIS	Suzuki GSXR 1000 -	1:21.512	6	7	7.115	0.136	87.40
20	28	600	12	Paul HOWDLE	Yamaha R6 -	1:21.598	6	7	7.201	0.086	87.31
21	95	1000	9	Jack DRISCOLL	Kawasaki ZX10R -	1:21.626	5	6	7.229	0.028	87.28
22	86	1000	10	Adam WELLS	Suzuki GSXR 1000 -	1:21.904	5	7	7.507	0.278	86.98
23	525	600	13	Andrew SEDDON	Suzuki GSXR 600 - Marsh & Chalfont	1:21.983	5	7	7.586	0.079	86.90
24	243	1000	11	Tony Le GALLEZ	Kawasaki ZX10R - Guttersnipe	1:22.473	1	4	8.076	0.490	86.38
25	16	600	14	Montague AMER	Triumph DAYTONA 675 -	1:22.530	3	5	8.133	0.057	86.32
26	44	1000	12	John SHAW	MV Augusta 800 -	1:22.650	4	7	8.253	0.120	86.20
27	146	1000	13	Declan REES	Aprilia RSV4 -	1:24.667	4	5	10.270	2.017	84.14
28	379	600	15	Jack Cowley MASON	Triumph DAYTONA 675 R -	1:25.834	4	7	11.437	1.167	83.00
29	42	600	16	Sheridan GOATCHER	Yamaha R6 -	1:32.459	4	6	18.062	6.625	77.05
30	29	1000	14	Luke MORGAN	Suzuki GSXR 750 -	1:32.683	4	6	18.286	0.224	76.87
31	34	1000	15	Tony MANSFORD	Aprilia RSV4 -	1:32.769	6	6	18.372	0.086	76.79

Weather / Track : Cloudy / Dry
These results are provisional until the conclusion of any judicial and technical matters.

Date: 01/06/2024 Start: 10:22 Finish: 10:32
Donington Park National: 1.9790 miles

Clerk Of Course:	Stewards:	Timekeeper: Craig Smith	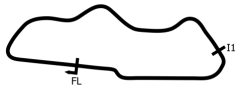

Results can be found at www.tsl-timing.com

Printed - 10:34 Saturday, 01 June 2024

BMCRC - MRO Championships 2024 - Rnd 4 @ Donington National

L&W/BMCRC Rookie 600 & Rookie 1000

QUALIFYING - SECTOR ANALYSIS

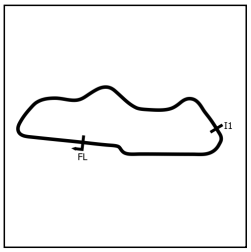

SECTOR 1 = FL to I1, SECTOR 2 = I1 to FL, DIFF = Difference To Personal Best Lap, P = Crossed Finish Line in Pit Lane, D = Time Disallowed

P1 87 1000 Dan CHAMBERLAIN — Suzuki GSXR 750 -

IDEAL LAP TIME : 1:14.397 BEST LAP TIME : 1:14.397 DIFFERENCE : 0.000

LAP	SECTOR 1	SECTOR 2	LAP TIME	MPH	DIFF	TIME OF DAY
1 -	53.116	28.038	1:21.154	87.79	6.757	10:24:29.440
2 -	50.058	26.639	1:16.697	92.89	2.300	10:25:46.137
3 -	49.476	26.313	1:15.789 **(3)**	94.00	1.392	10:27:01.926
4 -	49.242	26.418	1:15.660 **(2)**	94.16	1.263	10:28:17.586
5 -	49.351	26.546	1:15.897	93.87	1.500	10:29:33.483
6 -	***48.212***	***26.185***	***1:14.397*** **(1)**	***95.76***		***10:30:47.880***
7 -	51.225	29.363	1:20.588	88.40	6.191	10:32:08.468
8 -	50.921	32.161	1:23.082	85.75	8.685	10:33:31.550

P2 666 1000 Nathan THOMPSON — Bmw S1000RR - Flirtz lap dancing club

IDEAL LAP TIME : 1:14.923 BEST LAP TIME : 1:14.923 DIFFERENCE : 0.000

LAP	SECTOR 1	SECTOR 2	LAP TIME	MPH	DIFF	TIME OF DAY
1 -	55.842	27.569	1:23.411	85.41	8.488	10:24:41.730
2 -	51.648	27.308	1:18.956	90.23	4.033	10:26:00.686
3 -	51.307	26.053	1:17.360	92.09	2.437	10:27:18.046
4 -	50.535	26.188	1:16.723	92.86	1.800	10:28:34.769
5 -	***49.315***	***25.608***	***1:14.923*** **(1)**	***95.09***		***10:29:49.692***
6 -	50.221	27.332	1:17.553	91.86	2.630	10:31:07.245
7 -	49.610	25.661	1:15.271 **(2)**	94.65	0.348	10:32:22.516
8 -	50.138	25.978	1:16.116 **(3)**	93.60	1.193	10:33:38.632

P3 812 1000 Matthew WHITNEY — -

IDEAL LAP TIME : 1:15.641 BEST LAP TIME : 1:15.641 DIFFERENCE : 0.000

LAP	SECTOR 1	SECTOR 2	LAP TIME	MPH	DIFF	TIME OF DAY
1 -		IN PIT	2:47.546 **P**	42.52	1:31.905	10:26:10.589
2 -	OUTLAP	26.971	1:36.855	73.55	21.214	10:27:47.444
3 -	***49.409***	***26.232***	***1:15.641*** **(1)**	***94.19***		***10:29:03.085***
4 -	49.572	27.048	1:16.620 **(2)**	92.98	0.979	10:30:19.705
5 -	2:51.269	IN PIT	3:22.060 **P**	35.26	2:06.419	10:33:41.765

P4 153 600 Aaron HICKMOTT — Kawasaki ZX6R - Me, Myself & I

IDEAL LAP TIME : 1:15.873 BEST LAP TIME : 1:16.071 DIFFERENCE : 0.198

LAP	SECTOR 1	SECTOR 2	LAP TIME	MPH	DIFF	TIME OF DAY
1 -	54.620	27.908	1:22.528	86.32	6.457	10:24:32.035
2 -	51.151	26.948	1:18.099	91.22	2.028	10:25:50.134
3 -	50.063	26.891	1:16.954	92.58	0.883	10:27:07.088
4 -	***49.554***	26.517	***1:16.071*** **(1)**	***93.65***		***10:28:23.159***
5 -	49.755	27.146	1:16.901 **(3)**	92.64	0.830	10:29:40.060
6 -	49.771	***26.319***	1:16.090 **(2)**	93.63	0.019	10:30:56.150
7 -	50.783	26.518	1:17.301	92.16	1.230	10:32:13.451
8 -	50.800	26.985	1:17.785	91.59	1.714	10:33:31.236

P5 40 600 James LORD — Triumph STREET TRIPPLE -

IDEAL LAP TIME : 1:16.276 BEST LAP TIME : 1:16.276 DIFFERENCE : 0.000

LAP	SECTOR 1	SECTOR 2	LAP TIME	MPH	DIFF	TIME OF DAY
1 -	54.043	28.092	1:22.135	86.74	5.859	10:24:29.344
2 -	51.676	27.222	1:18.898	90.30	2.622	10:25:48.242
3 -	49.957	26.871	1:16.828 **(3)**	92.73	0.552	10:27:05.070
4 -	49.799	26.951	1:16.750 **(2)**	92.82	0.474	10:28:21.820
5 -	***49.731***	***26.545***	***1:16.276*** **(1)**	***93.40***		***10:29:38.096***
6 -	50.212	26.840	1:17.052	92.46	0.776	10:30:55.148
7 -	51.473	27.199	1:18.672	90.56	2.396	10:32:13.820
8 -	51.615	29.397	1:21.012	87.94	4.736	10:33:34.832

Weather / Track : Cloudy / Dry

Donington Park National: 1.9790 miles
Date: 01/06/2024 Start: 10:22 Finish: 10:32

BMCRC - MRO Championships 2024 - Rnd 4 @ Donington National

L&W/BMCRC Rookie 600 & Rookie 1000

QUALIFYING - SECTOR ANALYSIS

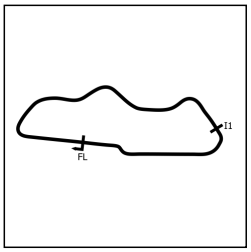

SECTOR 1 = FL to I1, SECTOR 2 = I1 to FL, DIFF = Difference To Personal Best Lap, P = Crossed Finish Line in Pit Lane, D = Time Disallowed

P6 175 1000 Arlindo PESTANA BMW S1000RR - Pep's racing

IDEAL LAP TIME : 1:16.411 BEST LAP TIME : 1:16.433 DIFFERENCE : 0.022

LAP	SECTOR 1	SECTOR 2	LAP TIME	MPH	DIFF	TIME OF DAY
1 -	56.490	28.813	1:25.303	83.52	8.870	10:24:35.945
2 -	51.257	28.121	1:19.378	89.75	2.945	10:25:55.323
3 -	50.750	26.772	1:17.522	91.90	1.089	10:27:12.845
4 -	49.927	***26.506***	***1:16.433*** **(1)**	***93.21***		***10:28:29.278***
5 -	***49.905***	26.720	1:16.625 **(2)**	92.98	0.192	10:29:45.903
6 -	51.914	27.016	1:18.930	90.26	2.497	10:31:04.833
7 -	50.457	26.793	1:17.250 **(3)**	92.22	0.817	10:32:22.083

P7 594 600 Sam GRAYSON Yamaha R6 - Grayson Racing

IDEAL LAP TIME : 1:16.214 BEST LAP TIME : 1:16.526 DIFFERENCE : 0.312

LAP	SECTOR 1	SECTOR 2	LAP TIME	MPH	DIFF	TIME OF DAY
1 -	53.912	27.928	1:21.840	87.05	5.314	10:24:28.062
2 -	51.883	27.145	1:19.028	90.15	2.502	10:25:47.090
3 -	50.689	26.751	1:17.440	92.00	0.914	10:27:04.530
4 -	50.230	27.334	1:17.564	91.85	1.038	10:28:22.094
5 -	***49.785***	26.741	***1:16.526*** **(1)**	***93.10***		***10:29:38.620***
6 -	49.980	26.815	1:16.795 **(3)**	92.77	0.269	10:30:55.415
7 -	50.942	***26.429***	1:17.371	92.08	0.845	10:32:12.786
8 -	49.790	26.979	1:16.769 **(2)**	92.80	0.243	10:33:29.555

P8 122 600 James EGGINTON Kawasaki ZX6R - Advance Computer Services - www.ACS.co.uk

IDEAL LAP TIME : 1:16.708 BEST LAP TIME : 1:16.841 DIFFERENCE : 0.133

LAP	SECTOR 1	SECTOR 2	LAP TIME	MPH	DIFF	TIME OF DAY
1 -	56.175	28.521	1:24.696	84.12	7.855	10:24:36.282
2 -	50.106	27.217	1:17.323 **(3)**	92.14	0.482	10:25:53.605
3 -	50.573	27.089	1:17.662	91.73	0.821	10:27:11.267
4 -	***49.880***	26.961	***1:16.841*** **(1)**	***92.71***		***10:28:28.108***
5 -	50.051	***26.828***	1:16.879 **(2)**	92.67	0.038	10:29:44.987
6 -	55.026	IN PIT	1:31.628 **P**	77.75	14.787	10:31:16.615

P9 85 1000 Ben WOOD Yamaha R1 -

IDEAL LAP TIME : 1:17.487 BEST LAP TIME : 1:17.487 DIFFERENCE : 0.000

LAP	SECTOR 1	SECTOR 2	LAP TIME	MPH	DIFF	TIME OF DAY
1 -	OUTLAP	27.792	1:36.700	73.67	19.213	10:26:12.237
2 -	52.509	27.251	1:19.760	89.32	2.273	10:27:31.997
3 -	51.550	27.343	1:18.893 **(3)**	90.30	1.406	10:28:50.890
4 -	***51.276***	***26.211***	***1:17.487*** **(1)**	***91.94***		***10:30:08.377***
5 -	52.477	26.439	1:18.916	90.28	1.429	10:31:27.293
6 -	51.731	26.826	1:18.557 **(2)**	90.69	1.070	10:32:45.850

P10 911 600 Tom BRASTOCK Suzuki GSXR 600 - My Pocket

IDEAL LAP TIME : 1:17.646 BEST LAP TIME : 1:17.780 DIFFERENCE : 0.134

LAP	SECTOR 1	SECTOR 2	LAP TIME	MPH	DIFF	TIME OF DAY
1 -	56.116	28.785	1:24.901	83.91	7.121	10:24:32.352
2 -	52.473	27.792	1:20.265	88.76	2.485	10:25:52.617
3 -	51.821	27.343	1:19.164	89.99	1.384	10:27:11.781
4 -	50.699	27.265	1:17.964 **(2)**	91.38	0.184	10:28:29.745
5 -	51.038	27.345	1:18.383	90.89	0.603	10:29:48.128
6 -	52.148	27.720	1:19.868	89.20	2.088	10:31:07.996
7 -	50.971	***27.041***	1:18.012 **(3)**	91.32	0.232	10:32:26.008
8 -	***50.605***	27.175	***1:17.780*** **(1)**	***91.59***		***10:33:43.788***

BMCRC - MRO Championships 2024 - Rnd 4 @ Donington National

L&W/BMCRC Rookie 600 & Rookie 1000

QUALIFYING - SECTOR ANALYSIS

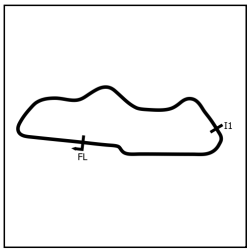

SECTOR 1 = FL to I1, SECTOR 2 = I1 to FL, DIFF = Difference To Personal Best Lap, P = Crossed Finish Line in Pit Lane, D = Time Disallowed

P11 138 600 Paul COOMBS Triumph 675R DAYTONA -

IDEAL LAP TIME : 1:18.047 BEST LAP TIME : 1:18.047 DIFFERENCE : 0.000

LAP	SECTOR 1	SECTOR 2	LAP TIME	MPH	DIFF	TIME OF DAY
1 -	1:03.934	31.363	1:35.297	74.76	17.250	10:24:59.213
2 -	56.007	28.936	1:24.943	83.87	6.896	10:26:24.156
3 -	53.001	27.686	1:20.687	88.29	2.640	10:27:44.843
4 -	51.345	27.441	1:18.786 (2)	90.43	0.739	10:29:03.629
5 -	***51.091***	***26.956***	***1:18.047 (1)***	***91.28***		***10:30:21.676***
6 -	51.899	27.418	1:19.317 (3)	89.82	1.270	10:31:40.993
7 -	53.457	27.563	1:21.020	87.93	2.973	10:33:02.013

P12 888 600 Kirt ELLIOTT Yamaha R6 -

IDEAL LAP TIME : 1:18.774 BEST LAP TIME : 1:18.798 DIFFERENCE : 0.024

LAP	SECTOR 1	SECTOR 2	LAP TIME	MPH	DIFF	TIME OF DAY
1 -	58.511	29.677	1:28.188	80.78	9.390	10:24:37.974
2 -	54.322	28.445	1:22.767	86.08	3.969	10:26:00.741
3 -	52.966	27.622	1:20.588	88.40	1.790	10:27:21.329
4 -	52.621	***27.300***	1:19.921 (3)	89.14	1.123	10:28:41.250
5 -	***51.474***	27.324	***1:18.798 (1)***	***90.41***		***10:30:00.048***
6 -	51.626	27.493	1:19.119 (2)	90.04	0.321	10:31:19.167
7 -	55.229	27.727	1:22.956	85.88	4.158	10:32:42.123

P13 94 600 Peter CANNONS Kawazaki ZX6R -

IDEAL LAP TIME : 1:18.487 BEST LAP TIME : 1:19.209 DIFFERENCE : 0.722

LAP	SECTOR 1	SECTOR 2	LAP TIME	MPH	DIFF	TIME OF DAY
1 -	1:01.663	30.519	1:32.182	77.28	12.973	10:24:46.479
2 -	53.867	29.351	1:23.218	85.61	4.009	10:26:09.697
3 -	54.845	28.346	1:23.191	85.64	3.982	10:27:32.888
4 -	***51.373***	27.836	***1:19.209 (1)***	***89.94***		***10:28:52.097***
5 -	52.372	27.674	1:20.046 (2)	89.00	0.837	10:30:12.143
6 -	52.704	27.387	1:20.091	88.95	0.882	10:31:32.234
7 -	52.973	***27.114***	1:20.087 (3)	88.96	0.878	10:32:52.321

P14 75 600 Alex TUFNALL Kawasaki 636 -

IDEAL LAP TIME : 1:19.316 BEST LAP TIME : 1:19.316 DIFFERENCE : 0.000

LAP	SECTOR 1	SECTOR 2	LAP TIME	MPH	DIFF	TIME OF DAY
1 -	57.543	28.344	1:25.887	82.95	6.571	10:24:33.685
2 -	53.005	27.985	1:20.990	87.96	1.674	10:25:54.675
3 -	52.114	27.637	1:19.751 (2)	89.33	0.435	10:27:14.426
4 -	52.225	27.777	1:20.002 (3)	89.05	0.686	10:28:34.428
5 -	***51.879***	***27.437***	***1:19.316 (1)***	***89.82***		***10:29:53.744***
6 -	52.275	28.423	1:20.698	88.28	1.382	10:31:14.442
7 -	52.750	27.470	1:20.220	88.81	0.904	10:32:34.662

P15 916 600 Adam FREWIN Yamaha R6 - Southern Steam Services Ltd

IDEAL LAP TIME : 1:20.000 BEST LAP TIME : 1:20.032 DIFFERENCE : 0.032

LAP	SECTOR 1	SECTOR 2	LAP TIME	MPH	DIFF	TIME OF DAY
1 -	59.532	29.591	1:29.123	79.94	9.091	10:24:40.610
2 -	54.409	31.067	1:25.476	83.35	5.444	10:26:06.086
3 -	52.568	28.971	1:21.539	87.37	1.507	10:27:27.625
4 -	52.551	28.252	1:20.803 (3)	88.17	0.771	10:28:48.428
5 -	52.892	***27.817***	1:20.709 (2)	88.27	0.677	10:30:09.137
6 -	***52.183***	27.849	***1:20.032 (1)***	***89.02***		***10:31:29.169***
7 -	52.657	28.844	1:21.501	87.41	1.469	10:32:50.670

Weather / Track : Cloudy / Dry

Donington Park National: 1.9790 miles
Date: 01/06/2024 Start: 10:22 Finish: 10:32

BMCRC - MRO Championships 2024 - Rnd 4 @ Donington National

L&W/BMCRC Rookie 600 & Rookie 1000

QUALIFYING - SECTOR ANALYSIS

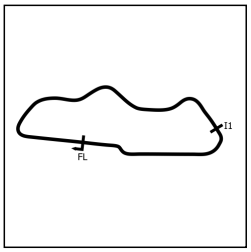

SECTOR 1 = FL to I1, SECTOR 2 = I1 to FL, DIFF = Difference To Personal Best Lap, P = Crossed Finish Line in Pit Lane, D = Time Disallowed

P16 26 600 Daniel PRESTON Triumph 675R -

IDEAL LAP TIME : 1:20.391 BEST LAP TIME : 1:20.417 DIFFERENCE : 0.026

LAP	SECTOR 1	SECTOR 2	LAP TIME	MPH	DIFF	TIME OF DAY
1 -	1:00.611	30.693	1:31.304	78.03	10.887	10:24:45.157
2 -	54.025	29.706	1:23.731	85.08	3.314	10:26:08.888
3 -	***52.419***	28.265	1:20.684 **(2)**	88.30	0.267	10:27:29.572
4 -	52.445	***27.972***	***1:20.417*** **(1)**	***88.59***		***10:28:49.989***
5 -	53.645	28.315	1:21.960	86.92	1.543	10:30:11.949
6 -	53.125	28.364	1:21.489 **(3)**	87.43	1.072	10:31:33.438
7 -	54.009	28.138	1:22.147	86.73	1.730	10:32:55.585

P17 14 1000 Alex YIANNI BMW S1000 RR - Airpack 2000 Racing/Almig Compressors

IDEAL LAP TIME : 1:20.565 BEST LAP TIME : 1:20.689 DIFFERENCE : 0.124

LAP	SECTOR 1	SECTOR 2	LAP TIME	MPH	DIFF	TIME OF DAY
1 -	OUTLAP	31.300	1:50.282	64.60	29.593	10:25:57.110
2 -	55.684	28.168	1:23.852	84.96	3.163	10:27:20.962
3 -	53.162	***27.774***	1:20.936 **(2)**	88.02	0.247	10:28:41.898
4 -	***52.791***	27.898	***1:20.689*** **(1)**	***88.29***		***10:30:02.587***
5 -	52.855	28.163	1:21.018 **(3)**	87.93	0.329	10:31:23.605
6 -	52.990	28.809	1:21.799	87.09	1.110	10:32:45.404

P18 101 1000 David HINCH Suzuki GSXR 1000 L7 - David Burnell Financial Services

IDEAL LAP TIME : 1:21.376 BEST LAP TIME : 1:21.376 DIFFERENCE : 0.000

LAP	SECTOR 1	SECTOR 2	LAP TIME	MPH	DIFF	TIME OF DAY
1 -	1:00.548	29.487	1:30.035	79.13	8.659	10:24:45.760
2 -	53.999	29.795	1:23.794	85.02	2.418	10:26:09.554
3 -	54.525	29.319	1:23.844	84.97	2.468	10:27:33.398
4 -	53.886	29.066	1:22.952 **(3)**	85.88	1.576	10:28:56.350
5 -	53.589	28.308	1:21.897 **(2)**	86.99	0.521	10:30:18.247
6 -	***53.178***	***28.198***	***1:21.376*** **(1)**	***87.55***		***10:31:39.623***
7 -	54.468	30.666	1:25.134	83.68	3.758	10:33:04.757

P19 910 1000 Michael JARVIS Suzuki GSXR 1000 -

IDEAL LAP TIME : 1:21.499 BEST LAP TIME : 1:21.512 DIFFERENCE : 0.013

LAP	SECTOR 1	SECTOR 2	LAP TIME	MPH	DIFF	TIME OF DAY
1 -	59.157	29.838	1:28.995	80.05	7.483	10:24:39.416
2 -	54.715	28.792	1:23.507	85.31	1.995	10:26:02.923
3 -	54.663	29.178	1:23.841	84.97	2.329	10:27:26.764
4 -	54.502	28.242	1:22.744 **(3)**	86.10	1.232	10:28:49.508
5 -	53.949	***28.024***	1:21.973 **(2)**	86.91	0.461	10:30:11.481
6 -	***53.475***	28.037	***1:21.512*** **(1)**	***87.40***		***10:31:32.993***
7 -	54.266	28.765	1:23.031	85.80	1.519	10:32:56.024

P20 28 600 Paul HOWDLE Yamaha R6 -

IDEAL LAP TIME : 1:21.427 BEST LAP TIME : 1:21.598 DIFFERENCE : 0.171

LAP	SECTOR 1	SECTOR 2	LAP TIME	MPH	DIFF	TIME OF DAY
1 -	57.587	28.939	1:26.526	82.34	4.928	10:24:33.617
2 -	54.665	28.911	1:23.576	85.24	1.978	10:25:57.193
3 -	56.866	34.507	1:31.373	77.97	9.775	10:27:28.566
4 -	***53.100***	28.711	1:21.811 **(2)**	87.08	0.213	10:28:50.377
5 -	53.813	28.351	1:22.164 **(3)**	86.71	0.566	10:30:12.541
6 -	53.271	***28.327***	***1:21.598*** **(1)**	***87.31***		***10:31:34.139***
7 -	53.888	IN PIT	1:30.160 **P**	79.02	8.562	10:33:04.299

Weather / Track : Cloudy / Dry

Donington Park National: 1.9790 miles
Date: 01/06/2024 Start: 10:22 Finish: 10:32

BMCRC - MRO Championships 2024 - Rnd 4 @ Donington National

L&W/BMCRC Rookie 600 & Rookie 1000

QUALIFYING - SECTOR ANALYSIS

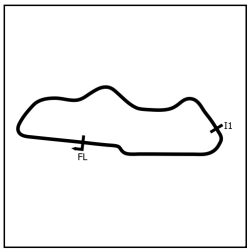

SECTOR 1 = FL to I1, SECTOR 2 = I1 to FL, DIFF = Difference To Personal Best Lap, P = Crossed Finish Line in Pit Lane, D = Time Disallowed

P21 95 1000 Jack DRISCOLL Kawasaki ZX10R -

IDEAL LAP TIME : 1:21.266 BEST LAP TIME : 1:21.626 DIFFERENCE : 0.360

LAP	SECTOR 1	SECTOR 2	LAP TIME	MPH	DIFF	TIME OF DAY
1 -	OUTLAP	29.199	1:44.966	67.87	23.340	10:26:02.786
2 -	54.512	29.115	1:23.627	85.19	2.001	10:27:26.413
3 -	53.584	28.640	1:22.224 (2)	86.64	0.598	10:28:48.637
4 -	53.910	28.432	1:22.342 (3)	86.52	0.716	10:30:10.979
5 -	***53.107***	28.519	***1:21.626 (1)***	***87.28***		***10:31:32.605***
6 -	54.405	***28.159***	1:22.564	86.29	0.938	10:32:55.169

P22 86 1000 Adam WELLS Suzuki GSXR 1000 -

IDEAL LAP TIME : 1:21.463 BEST LAP TIME : 1:21.904 DIFFERENCE : 0.441

LAP	SECTOR 1	SECTOR 2	LAP TIME	MPH	DIFF	TIME OF DAY
1 -	1:03.453	30.785	1:34.238	75.60	12.334	10:24:49.864
2 -	54.400	28.993	1:23.393	85.43	1.489	10:26:13.257
3 -	54.075	***28.410***	1:22.485 (3)	86.37	0.581	10:27:35.742
4 -	***53.053***	28.932	1:21.985 (2)	86.90	0.081	10:28:57.727
5 -	53.476	28.428	***1:21.904 (1)***	***86.98***		***10:30:19.631***
6 -	56.675	29.103	1:25.778	83.05	3.874	10:31:45.409
7 -	54.234	29.213	1:23.447	85.37	1.543	10:33:08.856

P23 525 600 Andrew SEDDON Suzuki GSXR 600 - Marsh & Chalfont

IDEAL LAP TIME : 1:21.914 BEST LAP TIME : 1:21.983 DIFFERENCE : 0.069

LAP	SECTOR 1	SECTOR 2	LAP TIME	MPH	DIFF	TIME OF DAY
1 -	58.062	28.953	1:27.015	81.87	5.032	10:24:35.621
2 -	55.075	28.385	1:23.460	85.36	1.477	10:25:59.081
3 -	55.599	28.660	1:24.259	84.55	2.276	10:27:23.340
4 -	***53.787***	28.458	1:22.245 (2)	86.62	0.262	10:28:45.585
5 -	53.856	***28.127***	***1:21.983 (1)***	***86.90***		***10:30:07.568***
6 -	54.136	28.882	1:23.018 (3)	85.82	1.035	10:31:30.586
7 -	55.631	28.670	1:24.301	84.51	2.318	10:32:54.887

P24 243 1000 Tony Le GALLEZ Kawasaki ZX10R - Guttersnipe

IDEAL LAP TIME : 1:21.974 BEST LAP TIME : 1:22.473 DIFFERENCE : 0.499

LAP	SECTOR 1	SECTOR 2	LAP TIME	MPH	DIFF	TIME OF DAY
1 -	54.291	28.182	***1:22.473 (1)***	***86.38***		***10:24:29.131***
2 -	54.719	***28.177***	1:22.896 (2)	85.94	0.423	10:25:52.027
3 -	54.865	28.770	1:23.635 (3)	85.18	1.162	10:27:15.662
4 -	***53.797***	IN PIT	1:27.386 P	81.53	4.913	10:28:43.048

P25 16 600 Montague AMER Triumph DAYTONA 675 -

IDEAL LAP TIME : 1:21.484 BEST LAP TIME : 1:22.530 DIFFERENCE : 1.046

LAP	SECTOR 1	SECTOR 2	LAP TIME	MPH	DIFF	TIME OF DAY
1 -	OUTLAP	30.987	1:58.137	60.30	35.607	10:27:53.375
2 -	55.419	29.765	1:25.184	83.63	2.654	10:29:18.559
3 -	***53.412***	29.118	***1:22.530 (1)***	***86.32***		***10:30:41.089***
4 -	54.695	***28.072***	1:22.767 (2)	86.08	0.237	10:32:03.856
5 -	54.594	28.326	1:22.920 (3)	85.92	0.390	10:33:26.776

P26 44 1000 John SHAW MV Augusta 800 -

IDEAL LAP TIME : 1:22.331 BEST LAP TIME : 1:22.650 DIFFERENCE : 0.319

LAP	SECTOR 1	SECTOR 2	LAP TIME	MPH	DIFF	TIME OF DAY
1 -	59.554	29.501	1:29.055	80.00	6.405	10:24:43.731
2 -	***53.513***	29.416	1:22.929 (3)	85.91	0.279	10:26:06.660
3 -	53.970	29.292	1:23.262	85.56	0.612	10:27:29.922
4 -	53.532	29.118	***1:22.650 (1)***	***86.20***		***10:28:52.572***
5 -	53.951	***28.818***	1:22.769 (2)	86.07	0.119	10:30:15.341
6 -	54.183	29.630	1:23.813	85.00	1.163	10:31:39.154
7 -	54.706	IN PIT	1:27.548 P	81.37	4.898	10:33:06.702

Weather / Track : Cloudy / Dry

Donington Park National: 1.9790 miles
Date: 01/06/2024 Start: 10:22 Finish: 10:32

BMCRC - MRO Championships 2024 - Rnd 4 @ Donington National

L&W/BMCRC Rookie 600 & Rookie 1000

QUALIFYING - SECTOR ANALYSIS

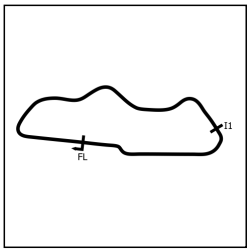

SECTOR 1 = FL to I1, SECTOR 2 = I1 to FL, DIFF = Difference To Personal Best Lap, P = Crossed Finish Line in Pit Lane, D = Time Disallowed

P27 146 1000 Declan REES Aprilia RSV4 -

IDEAL LAP TIME : 1:24.340 BEST LAP TIME : 1:24.667 DIFFERENCE : 0.327

LAP	SECTOR 1	SECTOR 2	LAP TIME	MPH	DIFF	TIME OF DAY
1 -	OUTLAP	30.833	1:45.806	67.33	21.139	10:27:55.630
2 -	55.019	30.344	1:25.363 (3)	83.46	0.696	10:29:20.993
3 -	55.004	***29.737***	1:24.741 (2)	84.07	0.074	10:30:45.734
4 -	***54.603***	30.064	***1:24.667 (1)***	***84.14***		***10:32:10.401***
5 -	54.852	31.007	1:25.859	82.98	1.192	10:33:36.260

P28 379 600 Jack Cowley MASON Triumph DAYTONA 675 R -

IDEAL LAP TIME : 1:25.529 BEST LAP TIME : 1:25.834 DIFFERENCE : 0.305

LAP	SECTOR 1	SECTOR 2	LAP TIME	MPH	DIFF	TIME OF DAY
1 -	1:00.910	30.170	1:31.080	78.22	5.246	10:24:52.971
2 -	56.908	30.235	1:27.143	81.75	1.309	10:26:20.114
3 -	56.672	30.091	1:26.763	82.11	0.929	10:27:46.877
4 -	***55.858***	29.976	***1:25.834 (1)***	***83.00***		***10:29:12.711***
5 -	56.121	29.849	1:25.970 (2)	82.87	0.136	10:30:38.681
6 -	56.534	***29.671***	1:26.205 (3)	82.64	0.371	10:32:04.886
7 -	56.908	30.631	1:27.539	81.38	1.705	10:33:32.425

P29 42 600 Sheridan GOATCHER Yamaha R6 -

IDEAL LAP TIME : 1:31.339 BEST LAP TIME : 1:32.459 DIFFERENCE : 1.120

LAP	SECTOR 1	SECTOR 2	LAP TIME	MPH	DIFF	TIME OF DAY
1 -	1:09.083	32.579	1:41.662	70.08	9.203	10:24:59.316
2 -	1:03.920	***30.902***	1:34.822	75.13	2.363	10:26:34.138
3 -	1:02.889	32.199	1:35.088	74.92	2.629	10:28:09.226
4 -	***1:00.437***	32.022	***1:32.459 (1)***	***77.05***		***10:29:41.685***
5 -	1:00.986	32.387	1:33.373 (3)	76.30	0.914	10:31:15.058
6 -	1:01.387	31.947	1:33.334 (2)	76.33	0.875	10:32:48.392

P30 29 1000 Luke MORGAN Suzuki GSXR 750 -

IDEAL LAP TIME : 1:32.278 BEST LAP TIME : 1:32.683 DIFFERENCE : 0.405

LAP	SECTOR 1	SECTOR 2	LAP TIME	MPH	DIFF	TIME OF DAY
1 -	1:08.734	33.565	1:42.299	69.64	9.616	10:25:00.986
2 -	1:03.869	32.600	1:36.469	73.85	3.786	10:26:37.455
3 -	1:02.443	32.319	1:34.762	75.18	2.079	10:28:12.217
4 -	***1:01.040***	31.643	***1:32.683 (1)***	***76.87***		***10:29:44.900***
5 -	1:01.687	***31.238***	1:32.925 (2)	76.67	0.242	10:31:17.825
6 -	1:01.497	31.549	1:33.046 (3)	76.57	0.363	10:32:50.871

P31 34 1000 Tony MANSFORD Aprilia RSV4 -

IDEAL LAP TIME : 1:32.597 BEST LAP TIME : 1:32.769 DIFFERENCE : 0.172

LAP	SECTOR 1	SECTOR 2	LAP TIME	MPH	DIFF	TIME OF DAY
1 -	1:08.003	33.456	1:41.459	70.22	8.690	10:24:52.187
2 -	1:01.927	31.799	1:33.726 (3)	76.01	0.957	10:26:25.913
3 -	***1:01.023***	32.318	1:33.341 (2)	76.32	0.572	10:27:59.254
4 -	1:01.871	32.448	1:34.319	75.53	1.550	10:29:33.573
5 -	1:01.324	32.851	1:34.175	75.65	1.406	10:31:07.748
6 -	1:01.195	***31.574***	***1:32.769 (1)***	***76.79***		***10:32:40.517***

Weather / Track : Cloudy / Dry

Donington Park National: 1.9790 miles
Date: 01/06/2024 Start: 10:22 Finish: 10:32

BMCRC - MRO Championships 2024 - Rnd 4 @ Donington National

L&W/BMCRC Rookie 600 & Rookie 1000

QUALIFYING - BEST SECTORS

SECTOR 1				SECTOR 2			IDEAL / BEST COMPARISON					
POS	NO	NAME	TIME	NO	NAME	TIME	POS	NO	NAME	IDEAL	BEST	DIFF
									PERFECT LAP	1:13.820		
1	87	CHAMBERLAIN	48.212	666	THOMPSON	25.608	1	87	CHAMBERLAIN	1:14.397	1:14.397	0.000
2	666	THOMPSON	49.315	87	CHAMBERLAIN	26.185	2	666	THOMPSON	1:14.923	1:14.923	0.000
3	812	WHITNEY	49.409	85	WOOD	26.211	3	812	WHITNEY	1:15.641	1:15.641	0.000
4	153	HICKMOTT	49.554	812	WHITNEY	26.232	4	153	HICKMOTT	1:15.873	1:16.071	0.198
5	40	LORD	49.731	153	HICKMOTT	26.319	5	594	GRAYSON	1:16.214	1:16.526	0.312
6	594	GRAYSON	49.785	594	GRAYSON	26.429	6	40	LORD	1:16.276	1:16.276	0.000
7	122	EGGINTON	49.880	175	PESTANA	26.506	7	175	PESTANA	1:16.411	1:16.433	0.022
8	175	PESTANA	49.905	40	LORD	26.545	8	122	EGGINTON	1:16.708	1:16.841	0.133
9	911	BRASTOCK	50.605	122	EGGINTON	26.828	9	85	WOOD	1:17.487	1:17.487	0.000
10	138	COOMBS	51.091	138	COOMBS	26.956	10	911	BRASTOCK	1:17.646	1:17.780	0.134
11	85	WOOD	51.276	911	BRASTOCK	27.041	11	138	COOMBS	1:18.047	1:18.047	0.000
12	94	CANNONS	51.373	94	CANNONS	27.114	12	94	CANNONS	1:18.487	1:19.209	0.722
13	888	ELLIOTT	51.474	888	ELLIOTT	27.300	13	888	ELLIOTT	1:18.774	1:18.798	0.024
14	75	TUFNALL	51.879	75	TUFNALL	27.437	14	75	TUFNALL	1:19.316	1:19.316	0.000
15	916	FREWIN	52.183	14	YIANNI	27.774	15	916	FREWIN	1:20.000	1:20.032	0.032
16	26	PRESTON	52.419	916	FREWIN	27.817	16	26	PRESTON	1:20.391	1:20.417	0.026
17	14	YIANNI	52.791	26	PRESTON	27.972	17	14	YIANNI	1:20.565	1:20.689	0.124
18	86	WELLS	53.053	910	JARVIS	28.024	18	95	DRISCOLL	1:21.266	1:21.626	0.360
19	28	HOWDLE	53.100	16	AMER	28.072	19	101	HINCH	1:21.376	1:21.376	0.000
20	95	DRISCOLL	53.107	525	SEDDON	28.127	20	28	HOWDLE	1:21.427	1:21.598	0.171
21	101	HINCH	53.178	95	DRISCOLL	28.159	21	86	WELLS	1:21.463	1:21.904	0.441
22	16	AMER	53.412	243	GALLEZ	28.177	22	16	AMER	1:21.484	1:22.530	1.046
23	910	JARVIS	53.475	101	HINCH	28.198	23	910	JARVIS	1:21.499	1:21.512	0.013
24	44	SHAW	53.513	28	HOWDLE	28.327	24	525	SEDDON	1:21.914	1:21.983	0.069
25	525	SEDDON	53.787	86	WELLS	28.410	25	243	GALLEZ	1:21.974	1:22.473	0.499
26	243	GALLEZ	53.797	44	SHAW	28.818	26	44	SHAW	1:22.331	1:22.650	0.319
27	146	REES	54.603	379	MASON	29.671	27	146	REES	1:24.340	1:24.667	0.327
28	379	MASON	55.858	146	REES	29.737	28	379	MASON	1:25.529	1:25.834	0.305
29	42	GOATCHER	1:00.437	42	GOATCHER	30.902	29	42	GOATCHER	1:31.339	1:32.459	1.120
30	34	MANSFORD	1:01.023	29	MORGAN	31.238	30	29	MORGAN	1:32.278	1:32.683	0.405
31	29	MORGAN	1:01.040	34	MANSFORD	31.574	31	34	MANSFORD	1:32.597	1:32.769	0.172

Weather / Track : Cloudy / Dry

Donington Park National: 1.9790 miles
Date: 01/06/2024 Start: 10:22 Finish: 10:32

Results can be found at www.tsl-timing.com

Printed - 10:34 Saturday, 01 June 2024

BMCRC - MRO Championships 2024 - Rnd 4 @ Donington National

L&W/BMCRC Rookie 600 & Rookie 1000

QUALIFYING - STATISTICS

Competitors Started	31
Planned Start	2024-06-01 @ 10:10:00.000
Actual Start	2024-06-01 @ 10:22:38.122
Finish Time	2024-06-01 @ 10:32:36.824
Track Length	1.9790mi.
Total Laps	207
Total Distance Covered	409.6669mi.

Session Fastest Lap History

NO	CL	NAME	LAP TIME	TIME OF DAY	LAP	VEHICLE
594	600	**Sam GRAYSON**	**1:21.840**	10:24:28.083	1	Yamaha R6
87	1000	**Dan CHAMBERLAIN**	**1:21.154**	10:24:29.445	1	Suzuki GSXR 750
87	1000	**Dan CHAMBERLAIN**	**1:16.697**	10:25:46.143	2	Suzuki GSXR 750
87	1000	**Dan CHAMBERLAIN**	**1:15.789**	10:27:01.932	3	Suzuki GSXR 750
87	1000	**Dan CHAMBERLAIN**	**1:15.660**	10:28:17.592	4	Suzuki GSXR 750
812	1000	**Matthew WHITNEY**	**1:15.641**	10:29:03.106	3	
666	1000	**Nathan THOMPSON**	**1:14.923**	10:29:49.709	5	Bmw S1000RR
87	1000	**Dan CHAMBERLAIN**	**1:14.397**	10:30:47.886	6	Suzuki GSXR 750

Flag History

TYPE	TIME OF DAY
GREEN	10:22:38.122
FINISH	10:32:36.824

Flag Statistics

TYPE	COUNT	TOTAL LAPS	TOTAL TIME
Green	1	8	11:33.733
Red	0	0	0.000
Safety Car	0	0	0.000
FCY	0	0	0.000

Weather / Track : Cloudy / Dry

Donington Park National: 1.9790 miles
Date: 01/06/2024 Start: 10:22 Finish: 10:32

BMCRC - MRO Championships 2024 - Rnd 4 @ Donington National

L&W/BMCRC Rookie 600 & Rookie 1000

QUALIFYING - STATISTICS

CLASS : 1000

15 Starters

Fastest Lap History

NO	NAME	LAP TIME	TIME OF DAY	LAP	VEHICLE
243	**Tony Le GALLEZ**	**1:22.473**	10:24:29.163	1	Kawasaki ZX10R
87	**Dan CHAMBERLAIN**	**1:21.154**	10:24:29.445	1	Suzuki GSXR 750
87	**Dan CHAMBERLAIN**	**1:16.697**	10:25:46.143	2	Suzuki GSXR 750
87	**Dan CHAMBERLAIN**	**1:15.789**	10:27:01.932	3	Suzuki GSXR 750
87	**Dan CHAMBERLAIN**	**1:15.660**	10:28:17.592	4	Suzuki GSXR 750
812	**Matthew WHITNEY**	**1:15.641**	10:29:03.106	3	
666	**Nathan THOMPSON**	**1:14.923**	10:29:49.709	5	Bmw S1000RR
87	**Dan CHAMBERLAIN**	**1:14.397**	10:30:47.886	6	Suzuki GSXR 750

Weather / Track : Cloudy / Dry

Donington Park National: 1.9790 miles
Date: 01/06/2024 Start: 10:22 Finish: 10:32

BMCRC - MRO Championships 2024 - Rnd 4 @ Donington National

L&W/BMCRC Rookie 600 & Rookie 1000

QUALIFYING - STATISTICS

CLASS : 600

16 Starters

Fastest Lap History

NO	NAME	LAP TIME	TIME OF DAY	LAP	VEHICLE
594	**Sam GRAYSON**	**1:21.840**	10:24:28.083	1	Yamaha R6
594	**Sam GRAYSON**	**1:19.028**	10:25:47.111	2	Yamaha R6
40	**James LORD**	**1:18.898**	10:25:48.248	2	Triumph STREET TRIPPLE
153	**Aaron HICKMOTT**	**1:18.099**	10:25:50.153	2	Kawasaki ZX6R
122	**James EGGINTON**	**1:17.323**	10:25:53.629	2	Kawasaki ZX6R
40	**James LORD**	**1:16.828**	10:27:05.076	3	Triumph STREET TRIPPLE
40	**James LORD**	**1:16.750**	10:28:21.826	4	Triumph STREET TRIPPLE
153	**Aaron HICKMOTT**	**1:16.071**	10:28:23.179	4	Kawasaki ZX6R

Weather / Track : Cloudy / Dry

Donington Park National: 1.9790 miles
Date: 01/06/2024 Start: 10:22 Finish: 10:32

BMCRC - MRO Championships 2024 - Rnd 4 @ Donington National

L&W/BMCRC Rookie 600 & Rookie 1000

RACE 5 - GRID (7 Laps)

ROW 12	1		35	511 William BARRETT		34	42 Sheridan GOATCHER	1:32.459
ROW 11	33	379 Jack Cowley MASON	1:25.834	32	16 Montague AMER	1:22.530	31	525 Andrew SEDDON 1:21.983
ROW 10	30	28 Paul HOWDLE	1:21.598	29	26 Daniel PRESTON	1:20.417	28	916 Adam FREWIN 1:20.032
ROW 9	27	75 Alex TUFNALL	1:19.316	26	94 Peter CANNONS	1:19.209	25	888 Kirt ELLIOTT 1:18.798
ROW 8	24	138 Paul COOMBS	1:18.047	23	911 Tom BRASTOCK	1:17.780	22	122 James EGGINTON 1:16.841
ROW 7	21	594 Sam GRAYSON	1:16.526	20	40 James LORD	1:16.276	19	153 Aaron HICKMOTT 1:16.071
ROW 6	18		17			16		
ROW 5	15	34 Tony MANSFORD	1:32.769	14	29 Luke MORGAN	1:32.683	13	146 Declan REES 1:24.667
ROW 4	12	44 John SHAW	1:22.650	11	243 Tony Le GALLEZ	1:22.473	10	86 Adam WELLS 1:21.904
ROW 3	9	95 Jack DRISCOLL	1:21.626	8	910 Michael JARVIS	1:21.512	7	101 David HINCH 1:21.376
ROW 2	6	14 Alex YIANNI	1:20.689	5	85 Ben WOOD	1:17.487	4	175 Arlindo PESTANA 1:16.433
ROW 1	3	812 Matthew WHITNEY	1:15.641	2	666 Nathan THOMPSON	1:14.923	1	87 Dan CHAMBERLAIN 1:14.397

Pole

These results are provisional until the conclusion of any judicial and technical matters.

Donington Park National: 1.9790 miles

Clerk Of Course:	Stewards:	Timekeeper: Craig Smith	

Results can be found at www.tsl-timing.com

Printed - 10:35 Saturday, 01 June 2024

BMCRC - MRO Championships 2024 - Rnd 4 @ Donington National

L&W/BMCRC Rookie 600 & Rookie 1000

RACE 5 - CLASSIFICATION

Race Distance: 4 Laps / 7.91 miles

POS	NO	CL	PIC	NAME	ENTRY	LAPS	TIME	GAP	DIFF	MPH	BEST	ON	GRD	↑↓
1	**666**	1000	1	Nathan THOMPSON	Bmw S1000RR - Flirtz lap dancing club	**4**	5:02.734			93.68	**1:14.264**	2	2	1
2	**812**	1000	2	Matthew WHITNEY	-	**4**	5:07.077	**4.343**	4.343	92.36	**1:15.354**	2	3	1
3	**85**	1000	3	Ben WOOD	Yamaha R1 -	**4**	5:07.547	**4.813**	0.470	92.22	**1:14.817**	3	5	2
4	**175**	1000	4	Arlindo PESTANA	BMW S1000RR - Pep's racing	**4**	5:10.786	**8.052**	3.239	91.25	**1:16.065**	2	4	0
5	**243**	1000	5	Tony Le GALLEZ	Kawasaki ZX10R - Guttersnipe	**4**	5:20.144	**17.410**	9.358	88.59	**1:18.105**	4	11	6
6	**14**	1000	6	Alex YIANNI	BMW S1000 RR - Airpack 2000 Racing/Almig Compressors	**4**	5:25.860	**23.126**	5.716	87.03	**1:19.874**	4	6	0
7	**95**	1000	7	Jack DRISCOLL	Kawasaki ZX10R -	**4**	5:36.561	**33.827**	10.701	84.27	**1:22.208**	2	9	2
8	**86**	1000	8	Adam WELLS	Suzuki GSXR 1000 -	**4**	5:36.681	**33.947**	0.120	84.24	**1:21.570**	3	10	2
9	**910**	1000	9	Michael JARVIS	Suzuki GSXR 1000 -	**4**	5:37.133	**34.399**	0.452	84.12	**1:21.618**	3	8	-1
10	**146**	1000	10	Declan REES	Aprilia RSV4 -	**4**	5:40.999	**38.265**	3.866	83.17	**1:22.723**	4	13	3
11	**44**	1000	11	John SHAW	MV Augusta 800 -	**4**	5:41.294	**38.560**	0.295	83.10	**1:23.279**	3	12	1
12	**40**	600	1	James LORD	Triumph STREET TRIPPLE -	**4**	5:41.591	**38.857**	0.297	83.02	**1:15.817**	2	17	5
13	**153**	600	2	Aaron HICKMOTT	Kawasaki ZX6R - Me, Myself & I	**4**	5:44.473	**41.739**	2.882	82.33	**1:16.060**	4	16	3
14	**594**	600	3	Sam GRAYSON	Yamaha R6 - Grayson Racing	**4**	5:45.699	**42.965**	1.226	82.04	**1:16.293**	3	18	4
15	**138**	600	4	Paul COOMBS	Triumph 675R DAYTONA -	**4**	5:46.722	**43.988**	1.023	81.80	**1:16.320**	3	21	6
16	**911**	600	5	Tom BRASTOCK	Suzuki GSXR 600 - My Pocket	**4**	5:49.610	**46.876**	2.888	81.12	**1:16.888**	4	20	4
17	**122**	600	6	James EGGINTON	Kawasaki ZX6R - Advance Computer Services - www.ACS.c	**4**	5:49.737	**47.003**	0.127	81.09	**1:17.296**	4	19	2
18	**94**	600	7	Peter CANNONS	Kawazaki ZX6R -	**4**	5:51.871	**49.137**	2.134	80.60	**1:16.803**	4	23	5
19	**75**	600	8	Alex TUFNALL	Kawasaki 636 -	**4**	5:52.139	**49.405**	0.268	80.54	**1:16.801**	4	24	5
20	**26**	600	9	Daniel PRESTON	Triumph 675R -	**4**	5:57.807	**55.073**	5.668	79.26	**1:18.325**	2	26	6
21	**888**	600	10	Kirt ELLIOTT	Yamaha R6 -	**4**	5:58.527	**55.793**	0.720	79.10	**1:18.704**	4	22	1
22	**916**	600	11	Adam FREWIN	Yamaha R6 - Southern Steam Services Ltd	**4**	6:04.827	**1:02.093**	6.300	77.74	**1:20.148**	2	25	3
23	**28**	600	12	Paul HOWDLE	Yamaha R6 -	**4**	6:07.627	**1:04.893**	2.800	77.14	**1:21.496**	2	27	4
24	**511**	600	13	William BARRETT	Triumph DAYTONA 675 -	**4**	6:08.598	**1:05.864**	0.971	76.94	**1:20.540**	3	32	8
25	**16**	600	14	Montague AMER	Triumph DAYTONA 675 -	**4**	6:09.230	**1:06.496**	0.632	76.81	**1:19.684**	4	29	4
26	**29**	1000	12	Luke MORGAN	Suzuki GSXR 750 -	**4**	6:14.895	**1:12.161**	5.665	75.65	**1:29.968**	4	14	-12
27	**525**	600	15	Andrew SEDDON	Suzuki GSXR 600 - Marsh & Chalfont	**4**	6:15.610	**1:12.876**	0.715	75.50	**1:22.551**	2	28	1
28	**34**	1000	13	Tony MANSFORD	Aprilia RSV4 -	**3**	4:46.290	**1 Lap**	1 Lap	74.18	**1:33.356**	3	15	-13
29	**379**	600	16	Jack Cowley MASON	Triumph DAYTONA 675 R -	**3**	4:54.690	**1 Lap**	8.400	72.06	**1:23.496**	2	30	1
30	**42**	600	17	Sheridan GOATCHER	Yamaha R6 -	**3**	5:10.954	**1 Lap**	16.264	68.29	**1:29.944**	2	31	1

NOT CLASSIFIED

DNF	**101**	1000		David HINCH	Suzuki GSXR 1000 L7 - David Burnell Financial Services	**4**	5:30.073	**27.339**	0.000	85.92	**1:20.631**	4	7	
DNF	**87**	1000		Dan CHAMBERLAIN	Suzuki GSXR 750 -	**0**							1	

FASTEST LAP

666	1000	Nathan THOMPSON	Bmw S1000RR - Flirtz lap dancing club	**2**	1:14.264	95.93 mph	154.39 kph
40	600	James LORD	Triumph STREET TRIPPLE -	**2**	1:15.817	93.97 mph	151.23 kph

Comments:
Class 1000 - 92.5% of Race Speed = 86.65 mph
Class 600 - 92.5% of Race Speed = 76.79 mph

Red Flag (end of session): 14:23

Weather / Track : Cloudy / Dry
These results are provisional until the conclusion of any judicial and technical matters.

Date: 01/06/2024 Start: 14:17 Finish: 14:22
Donington Park National: 1.9790 miles

Clerk Of Course:	Stewards:	Timekeeper: Craig Smith	

Results can be found at www.tsl-timing.com

Printed - 14:27 Saturday, 01 June 2024

BMCRC - MRO Championships 2024 - Rnd 4 @ Donington National

L&W/BMCRC Rookie 600 & Rookie 1000

RACE 5 - LAP CHART

LAP 1 @ 14:18:59.957

NO	BEHIND	LAP TIME
666		1:19.352
812	0.709	1:20.061
85	1.373	1:20.725
175	2.398	1:21.750
14	5.295	1:24.647
243	5.523	1:24.875
95	6.755	1:26.107
101	8.393	1:27.745
86	9.729	1:29.081
44	10.152	1:29.504
910	11.468	1:30.820
146	11.482	1:30.834
34	19.827	1:39.179
29	20.652	1:40.004
40	34.650	1:54.002
138	35.652	1:55.004
594	35.815	1:55.167
153	36.170	1:55.522
122	37.523	1:56.875
911	37.933	1:57.285
94	38.653	1:58.005
888	38.753	1:58.105
75	39.646	1:58.998
26	41.024	2:00.376
916	41.959	2:01.311
28	42.827	2:02.179
525	44.854	2:04.206
16	44.965	2:04.317
511	45.782	2:05.134
379	46.954	2:06.306
42	51.497	2:10.849

LAP 2 @ 14:20:14.221

NO	BEHIND	LAP TIME
666		1:14.264
812	1.799	1:15.354
85	2.821	1:15.712
175	4.199	1:16.065
243	9.715	1:18.456
14	12.289	1:21.258
95	14.699	1:22.208
101	14.905	1:20.776
86	18.480	1:23.015
910	18.855	1:21.651
44	20.139	1:24.251
146	20.767	1:23.549
40	36.203	1:15.817
153	38.613	1:16.707
138	38.977	1:17.589
594	39.142	1:17.591
34	39.318	1:33.755
29	39.840	1:33.452
122	41.276	1:18.017
911	41.343	1:17.674
94	41.817	1:17.428
75	42.499	1:17.117
888	44.954	1:20.465
26	45.085	1:18.325
916	47.843	1:20.148
28	50.059	1:21.496
525	53.141	1:22.551
511	53.350	1:21.832
16	53.428	1:22.727
379	56.186	1:23.496
42	1:07.177	1:29.944

LAP 3 @ 14:21:28.727

NO	BEHIND	LAP TIME
666		1:14.506
812	2.925	1:15.632
85	3.132	1:14.817
175	6.018	1:16.325
243	13.917	1:18.708
14	17.864	1:20.081
101	21.320	1:20.921
95	24.567	1:24.374
86	25.544	1:21.570
910	25.967	1:21.618
44	28.912	1:23.279
146	30.154	1:23.893
40	37.616	1:15.919
153	40.291	1:16.184
138	40.791	1:16.320
594	40.929	1:16.293
122	44.319	1:17.549
911	44.600	1:17.763
94	46.946	1:19.635
75	47.216	1:19.223
26	51.264	1:20.685
888	51.701	1:21.253
916	55.563	1:22.226
29	56.805	1:31.471
28	57.653	1:22.100
34	58.168	1:33.356
511	59.384	1:20.540
16	1:01.424	1:22.502
525	1:02.353	1:23.718
379	1:06.568	1:24.888

LAP 4 @ 14:22:43.339

NO	BEHIND	LAP TIME
666		1:14.612
812	4.343	1:16.030
85	4.813	1:16.293
175	8.052	1:16.646
42	1 Lap	1:30.161
243	17.410	1:18.105
14	23.126	1:19.874
101	27.339	1:20.631
95	33.827	1:23.872
86	33.947	1:23.015
910	34.399	1:23.044
146	38.265	1:22.723
44	38.560	1:24.260
40	38.857	1:15.853
153	41.739	1:16.060
594	42.965	1:16.648
138	43.988	1:17.809
911	46.876	1:16.888
122	47.003	1:17.296
94	49.137	1:16.803
75	49.405	1:16.801
26	55.073	1:18.421
888	55.793	1:18.704
916	1:02.093	1:21.142
28	1:04.893	1:21.852
511	1:05.864	1:21.092
16	1:06.496	1:19.684
29	1:12.161	1:29.968
525	1:12.876	1:25.135

Weather / Track : Cloudy / Dry

Donington Park National: 1.9790 miles
Date: 01/06/2024 Start: 14:17 Finish: 14:22

Results can be found at www.tsl-timing.com

Printed - 14:28 Saturday, 01 June 2024

BMCRC - MRO Championships 2024 - Rnd 4 @ Donington National

L&W/BMCRC Rookie 600 & Rookie 1000

RACE 5 - POSITION CHART

No	Name	Lap / Pos	1	2	3	4
87	CHAMBERLAIN	1	666	666	666	666
666	THOMPSON	2	812	812	812	812
812	WHITNEY	3	85	85	85	85
175	PESTANA	4	175	175	175	175
85	WOOD	5	14	243	243	243
14	YIANNI	6	243	14	14	14
101	HINCH	7	95	95	101	101
910	JARVIS	8	101	101	95	95
95	DRISCOLL	9	86	86	86	86
86	WELLS	10	44	910	910	910
243	GALLEZ	11	910	44	44	146
44	SHAW	12	146	146	146	44
146	REES	13	34	40	40	40
29	MORGAN	14	29	153	153	153
34	MANSFORD	15	40	138	138	594
153	HICKMOTT	16	138	594	594	138
40	LORD	17	594	34	122	911
594	GRAYSON	18	153	29	911	122
122	EGGINTON	19	122	122	94	94
911	BRASTOCK	20	911	911	75	75
138	COOMBS	21	94	94	26	26
888	ELLIOTT	22	888	75	888	888
94	CANNONS	23	75	888	916	916
75	TUFNALL	24	26	26	29	28
916	FREWIN	25	916	916	28	511
26	PRESTON	26	28	28	34	16
28	HOWDLE	27	525	525	511	29
525	SEDDON	28	16	511	16	525
16	AMER	29	511	16	525	
379	MASON	30	379	379	379	
42	GOATCHER	31	42	42	42	
511	BARRETT	32				

Weather / Track : Cloudy / Dry

Donington Park National: 1.9790 miles
Date: 01/06/2024 Start: 14:17 Finish: 14:22

Results can be found at www.tsl-timing.com

Printed - 14:28 Saturday, 01 June 2024

BMCRC - MRO Championships 2024 - Rnd 4 @ Donington National

L&W/BMCRC Rookie 600 & Rookie 1000

RACE 5 - SECTOR ANALYSIS

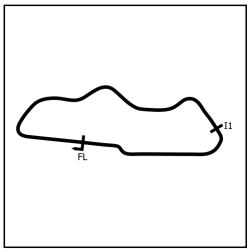

SECTOR 1 = FL to I1, SECTOR 2 = I1 to FL, DIFF = Difference To Personal Best Lap, P = Crossed Finish Line in Pit Lane, D = Time Disallowed

P1 666 1000 Nathan THOMPSON — Bmw S1000RR - Flirtz lap dancing club

IDEAL LAP TIME : 1:14.263 BEST LAP TIME : 1:14.264 DIFFERENCE : 0.001

LAP	SECTOR 1	SECTOR 2	LAP TIME	MPH	DIFF	TIME OF DAY
1 -		26.450	1:19.352	89.78	5.088	14:18:59.957
2 -	***48.637***	25.627	***1:14.264 (1)***	***95.93***		***14:20:14.221***
3 -	48.773	25.733	1:14.506 **(2)**	95.62	0.242	14:21:28.727
4 -	48.986	***25.626***	1:14.612 **(3)**	95.48	0.348	14:22:43.339

P2 812 1000 Matthew WHITNEY — -

IDEAL LAP TIME : 1:15.338 BEST LAP TIME : 1:15.354 DIFFERENCE : 0.016

LAP	SECTOR 1	SECTOR 2	LAP TIME	MPH	DIFF	TIME OF DAY
1 -		26.478	1:20.061	88.98	4.707	14:19:00.666
2 -	***49.201***	26.153	***1:15.354 (1)***	***94.54***		***14:20:16.020***
3 -	49.495	***26.137***	1:15.632 **(2)**	94.20	0.278	14:21:31.652
4 -	49.403	26.627	1:16.030 **(3)**	93.70	0.676	14:22:47.682

P3 85 1000 Ben WOOD — Yamaha R1 -

IDEAL LAP TIME : 1:14.817 BEST LAP TIME : 1:14.817 DIFFERENCE : 0.000

LAP	SECTOR 1	SECTOR 2	LAP TIME	MPH	DIFF	TIME OF DAY
1 -		26.206	1:20.725	88.25	5.908	14:19:01.330
2 -	49.694	26.018	1:15.712 **(2)**	94.10	0.895	14:20:17.042
3 -	***49.233***	***25.584***	***1:14.817 (1)***	***95.22***		***14:21:31.859***
4 -	49.940	26.353	1:16.293 **(3)**	93.38	1.476	14:22:48.152

P4 175 1000 Arlindo PESTANA — BMW S1000RR - Pep's racing

IDEAL LAP TIME : 1:16.065 BEST LAP TIME : 1:16.065 DIFFERENCE : 0.000

LAP	SECTOR 1	SECTOR 2	LAP TIME	MPH	DIFF	TIME OF DAY
1 -		26.767	1:21.750	87.15	5.685	14:19:02.355
2 -	***49.678***	***26.387***	***1:16.065 (1)***	***93.66***		***14:20:18.420***
3 -	49.736	26.589	1:16.325 **(2)**	93.34	0.260	14:21:34.745
4 -	49.751	26.895	1:16.646 **(3)**	92.95	0.581	14:22:51.391

P5 243 1000 Tony Le GALLEZ — Kawasaki ZX10R - Guttersnipe

IDEAL LAP TIME : 1:17.972 BEST LAP TIME : 1:18.105 DIFFERENCE : 0.133

LAP	SECTOR 1	SECTOR 2	LAP TIME	MPH	DIFF	TIME OF DAY
1 -		27.311	1:24.875	83.94	6.770	14:19:05.480
2 -	51.823	***26.633***	1:18.456 **(2)**	90.81	0.351	14:20:23.936
3 -	51.512	27.196	1:18.708 **(3)**	90.51	0.603	14:21:42.644
4 -	***51.339***	26.766	***1:18.105 (1)***	***91.21***		***14:23:00.749***

P6 14 1000 Alex YIANNI — BMW S1000 RR - Airpack 2000 Racing/Almig Compressors

IDEAL LAP TIME : 1:19.775 BEST LAP TIME : 1:19.874 DIFFERENCE : 0.099

LAP	SECTOR 1	SECTOR 2	LAP TIME	MPH	DIFF	TIME OF DAY
1 -		27.777	1:24.647	84.16	4.773	14:19:05.252
2 -	53.449	27.809	1:21.258 **(3)**	87.67	1.384	14:20:26.510
3 -	52.628	***27.453***	1:20.081 **(2)**	88.96	0.207	14:21:46.591
4 -	***52.322***	27.552	***1:19.874 (1)***	***89.19***		***14:23:06.465***

P7 95 1000 Jack DRISCOLL — Kawasaki ZX10R -

IDEAL LAP TIME : 1:21.039 BEST LAP TIME : 1:22.208 DIFFERENCE : 1.169

LAP	SECTOR 1	SECTOR 2	LAP TIME	MPH	DIFF	TIME OF DAY
1 -		***27.884***	1:26.107	82.74	3.899	14:19:06.712
2 -	***53.155***	29.053	***1:22.208 (1)***	***86.66***		***14:20:28.920***
3 -	55.299	29.075	1:24.374 **(3)**	84.44	2.166	14:21:53.294
4 -	54.672	29.200	1:23.872 **(2)**	84.94	1.664	14:23:17.166

Weather / Track : Cloudy / Dry

Donington Park National: 1.9790 miles
Date: 01/06/2024 Start: 14:17 Finish: 14:22

BMCRC - MRO Championships 2024 - Rnd 4 @ Donington National

L&W/BMCRC Rookie 600 & Rookie 1000

RACE 5 - SECTOR ANALYSIS

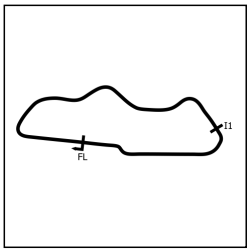

SECTOR 1 = FL to I1, SECTOR 2 = I1 to FL, DIFF = Difference To Personal Best Lap, P = Crossed Finish Line in Pit Lane, D = Time Disallowed

P8 86 1000 Adam WELLS Suzuki GSXR 1000 -

IDEAL LAP TIME : 1:21.570 BEST LAP TIME : 1:21.570 DIFFERENCE : 0.000

LAP	SECTOR 1	SECTOR 2	LAP TIME	MPH	DIFF	TIME OF DAY
1 -		28.506	1:29.081	79.97	7.511	14:19:09.686
2 -	54.329	28.686	1:23.015 (2)	85.82	1.445	14:20:32.701
3 -	***53.138***	***28.432***	***1:21.570 (1)***	***87.34***		***14:21:54.271***
4 -	54.305	28.710	1:23.015 (2)	85.82	1.445	14:23:17.286

P9 910 1000 Michael JARVIS Suzuki GSXR 1000 -

IDEAL LAP TIME : 1:21.610 BEST LAP TIME : 1:21.618 DIFFERENCE : 0.008

LAP	SECTOR 1	SECTOR 2	LAP TIME	MPH	DIFF	TIME OF DAY
1 -		29.121	1:30.820	78.44	9.202	14:19:11.425
2 -	***53.091***	28.560	1:21.651 (2)	87.25	0.033	14:20:33.076
3 -	53.099	***28.519***	***1:21.618 (1)***	***87.29***		***14:21:54.694***
4 -	54.100	28.944	1:23.044 (3)	85.79	1.426	14:23:17.738

P10 146 1000 Declan REES Aprilia RSV4 -

IDEAL LAP TIME : 1:22.723 BEST LAP TIME : 1:22.723 DIFFERENCE : 0.000

LAP	SECTOR 1	SECTOR 2	LAP TIME	MPH	DIFF	TIME OF DAY
1 -		29.539	1:30.834	78.43	8.111	14:19:11.439
2 -	54.312	29.237	1:23.549 (2)	85.27	0.826	14:20:34.988
3 -	54.540	29.353	1:23.893 (3)	84.92	1.170	14:21:58.881
4 -	***54.035***	***28.688***	***1:22.723 (1)***	***86.12***		***14:23:21.604***

P11 44 1000 John SHAW MV Augusta 800 -

IDEAL LAP TIME : BEST LAP TIME : 1:23.279 DIFFERENCE :

LAP	SECTOR 1	SECTOR 2	LAP TIME	MPH	DIFF	TIME OF DAY
1 -			1:29.504	79.60	6.225	14:19:10.109
2 -			1:24.251 (2)	84.56	0.972	14:20:34.360
3 -			***1:23.279 (1)***	***85.55***		***14:21:57.639***
4 -			1:24.260 (3)	84.55	0.981	14:23:21.899

P12 40 600 James LORD Triumph STREET TRIPPLE -

IDEAL LAP TIME : 1:15.602 BEST LAP TIME : 1:15.817 DIFFERENCE : 0.215

LAP	SECTOR 1	SECTOR 2	LAP TIME	MPH	DIFF	TIME OF DAY
1 -		26.697	1:54.002	62.49	38.185	14:19:34.607
2 -	***49.300***	26.517	***1:15.817 (1)***	***93.97***		***14:20:50.424***
3 -	49.489	26.430	1:15.919 (3)	93.84	0.102	14:22:06.343
4 -	49.551	***26.302***	1:15.853 (2)	93.92	0.036	14:23:22.196

P13 153 600 Aaron HICKMOTT Kawasaki ZX6R - Me, Myself & I

IDEAL LAP TIME : 1:15.598 BEST LAP TIME : 1:16.060 DIFFERENCE : 0.462

LAP	SECTOR 1	SECTOR 2	LAP TIME	MPH	DIFF	TIME OF DAY
1 -		26.698	1:55.522	61.67	39.462	14:19:36.127
2 -	***49.175***	27.532	1:16.707 (3)	92.88	0.647	14:20:52.834
3 -	49.600	26.584	1:16.184 (2)	93.51	0.124	14:22:09.018
4 -	49.637	***26.423***	***1:16.060 (1)***	***93.67***		***14:23:25.078***

P14 594 600 Sam GRAYSON Yamaha R6 - Grayson Racing

IDEAL LAP TIME : 1:16.293 BEST LAP TIME : 1:16.293 DIFFERENCE : 0.000

LAP	SECTOR 1	SECTOR 2	LAP TIME	MPH	DIFF	TIME OF DAY
1 -		27.151	1:55.167	61.86	38.874	14:19:35.772
2 -	50.051	27.540	1:17.591 (3)	91.82	1.298	14:20:53.363
3 -	***49.718***	***26.575***	***1:16.293 (1)***	***93.38***		***14:22:09.656***
4 -	49.817	26.831	1:16.648 (2)	92.95	0.355	14:23:26.304

Weather / Track : Cloudy / Dry

Donington Park National: 1.9790 miles
Date: 01/06/2024 Start: 14:17 Finish: 14:22

BMCRC - MRO Championships 2024 - Rnd 4 @ Donington National

L&W/BMCRC Rookie 600 & Rookie 1000

RACE 5 - SECTOR ANALYSIS

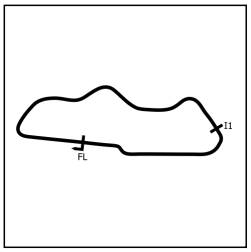

SECTOR 1 = FL to I1, SECTOR 2 = I1 to FL, DIFF = Difference To Personal Best Lap, P = Crossed Finish Line in Pit Lane, D = Time Disallowed

P15 138 600 Paul COOMBS Triumph 675R DAYTONA -

IDEAL LAP TIME : 1:16.320 BEST LAP TIME : 1:16.320 DIFFERENCE : 0.000

LAP	SECTOR 1	SECTOR 2	LAP TIME		MPH	DIFF	TIME OF DAY
1 -		26.802	1:55.004		61.95	38.684	14:19:35.609
2 -	50.035	27.554	1:17.589	(2)	91.82	1.269	14:20:53.198
3 -	***49.681***	***26.639***	***1:16.320***	**(1)**	***93.35***		***14:22:09.518***
4 -	50.475	27.334	1:17.809	(3)	91.56	1.489	14:23:27.327

P16 911 600 Tom BRASTOCK Suzuki GSXR 600 - My Pocket

IDEAL LAP TIME : 1:16.888 BEST LAP TIME : 1:16.888 DIFFERENCE : 0.000

LAP	SECTOR 1	SECTOR 2	LAP TIME		MPH	DIFF	TIME OF DAY
1 -		27.480	1:57.285		60.74	40.397	14:19:37.890
2 -	50.348	27.326	1:17.674	(2)	91.72	0.786	14:20:55.564
3 -	50.891	26.872	1:17.763	(3)	91.61	0.875	14:22:13.327
4 -	***50.193***	***26.695***	***1:16.888***	**(1)**	***92.66***		***14:23:30.215***

P17 122 600 James EGGINTON Kawasaki ZX6R - Advance Computer Services - www.ACS.co.uk

IDEAL LAP TIME : 1:17.142 BEST LAP TIME : 1:17.296 DIFFERENCE : 0.154

LAP	SECTOR 1	SECTOR 2	LAP TIME		MPH	DIFF	TIME OF DAY
1 -		27.094	1:56.875		60.95	39.579	14:19:37.480
2 -	51.132	***26.885***	1:18.017	(3)	91.32	0.721	14:20:55.497
3 -	50.604	26.945	1:17.549	(2)	91.87	0.253	14:22:13.046
4 -	***50.257***	27.039	***1:17.296***	**(1)**	***92.17***		***14:23:30.342***

P18 94 600 Peter CANNONS Kawazaki ZX6R -

IDEAL LAP TIME : 1:16.803 BEST LAP TIME : 1:16.803 DIFFERENCE : 0.000

LAP	SECTOR 1	SECTOR 2	LAP TIME		MPH	DIFF	TIME OF DAY
1 -		27.508	1:58.005		60.37	41.202	14:19:38.610
2 -	50.560	26.868	1:17.428	(2)	92.01	0.625	14:20:56.038
3 -	52.686	26.949	1:19.635	(3)	89.46	2.832	14:22:15.673
4 -	***50.029***	***26.774***	***1:16.803***	**(1)**	***92.76***		***14:23:32.476***

P19 75 600 Alex TUFNALL Kawasaki 636 -

IDEAL LAP TIME : 1:16.801 BEST LAP TIME : 1:16.801 DIFFERENCE : 0.000

LAP	SECTOR 1	SECTOR 2	LAP TIME		MPH	DIFF	TIME OF DAY
1 -		27.111	1:58.998		59.87	42.197	14:19:39.603
2 -	50.573	***26.544***	1:17.117	(2)	92.38	0.316	14:20:56.720
3 -	52.522	26.701	1:19.223	(3)	89.93	2.422	14:22:15.943
4 -	***50.257***	***26.544***	***1:16.801***	**(1)**	***92.76***		***14:23:32.744***

P20 26 600 Daniel PRESTON Triumph 675R -

IDEAL LAP TIME : 1:18.317 BEST LAP TIME : 1:18.325 DIFFERENCE : 0.008

LAP	SECTOR 1	SECTOR 2	LAP TIME		MPH	DIFF	TIME OF DAY
1 -		27.795	2:00.376		59.18	42.051	14:19:40.981
2 -	51.008	27.317	***1:18.325***	**(1)**	***90.96***		***14:20:59.306***
3 -	53.371	***27.314***	1:20.685	(3)	88.30	2.360	14:22:19.991
4 -	***51.003***	27.418	1:18.421	(2)	90.85	0.096	14:23:38.412

P21 888 600 Kirt ELLIOTT Yamaha R6 -

IDEAL LAP TIME : 1:18.400 BEST LAP TIME : 1:18.704 DIFFERENCE : 0.304

LAP	SECTOR 1	SECTOR 2	LAP TIME		MPH	DIFF	TIME OF DAY
1 -		28.077	1:58.105		60.32	39.401	14:19:38.710
2 -	***50.949***	29.516	1:20.465	(2)	88.54	1.761	14:20:59.175
3 -	53.195	28.058	1:21.253	(3)	87.68	2.549	14:22:20.428
4 -	51.253	***27.451***	***1:18.704***	**(1)**	***90.52***		***14:23:39.132***

Weather / Track : Cloudy / Dry

Donington Park National: 1.9790 miles
Date: 01/06/2024 Start: 14:17 Finish: 14:22

BMCRC - MRO Championships 2024 - Rnd 4 @ Donington National

L&W/BMCRC Rookie 600 & Rookie 1000

RACE 5 - SECTOR ANALYSIS

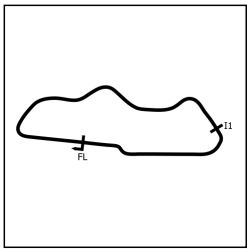

SECTOR 1 = FL to I1, SECTOR 2 = I1 to FL, DIFF = Difference To Personal Best Lap, P = Crossed Finish Line in Pit Lane, D = Time Disallowed

P22 916 600 Adam FREWIN — Yamaha R6 - Southern Steam Services Ltd

IDEAL LAP TIME : 1:20.001 BEST LAP TIME : 1:20.148 DIFFERENCE : 0.147

LAP	SECTOR 1	SECTOR 2	LAP TIME	MPH	DIFF	TIME OF DAY
1 -		***27.970***	2:01.311	58.73	41.163	14:19:41.916
2 -	***52.031***	28.117	***1:20.148 (1)***	***88.89***		***14:21:02.064***
3 -	53.141	29.085	1:22.226 **(3)**	86.64	2.078	14:22:24.290
4 -	52.522	28.620	1:21.142 **(2)**	87.80	0.994	14:23:45.432

P23 28 600 Paul HOWDLE — Yamaha R6 -

IDEAL LAP TIME : 1:21.496 BEST LAP TIME : 1:21.496 DIFFERENCE : 0.000

LAP	SECTOR 1	SECTOR 2	LAP TIME	MPH	DIFF	TIME OF DAY
1 -		28.189	2:02.179	58.31	40.683	14:19:42.784
2 -	***53.533***	***27.963***	***1:21.496 (1)***	***87.42***		***14:21:04.280***
3 -	53.558	28.542	1:22.100 **(3)**	86.78	0.604	14:22:26.380
4 -	53.753	28.099	1:21.852 **(2)**	87.04	0.356	14:23:48.232

P24 511 600 William BARRETT — Triumph DAYTONA 675 -

IDEAL LAP TIME : 1:20.505 BEST LAP TIME : 1:20.540 DIFFERENCE : 0.035

LAP	SECTOR 1	SECTOR 2	LAP TIME	MPH	DIFF	TIME OF DAY
1 -		28.533	2:05.134	56.93	44.594	14:19:45.739
2 -	53.529	28.303	1:21.832 **(3)**	87.06	1.292	14:21:07.571
3 -	***52.658***	27.882	***1:20.540 (1)***	***88.46***		***14:22:28.111***
4 -	53.245	***27.847***	1:21.092 **(2)**	87.85	0.552	14:23:49.203

P25 16 600 Montague AMER — Triumph DAYTONA 675 -

IDEAL LAP TIME : 1:19.587 BEST LAP TIME : 1:19.684 DIFFERENCE : 0.097

LAP	SECTOR 1	SECTOR 2	LAP TIME	MPH	DIFF	TIME OF DAY
1 -		28.183	2:04.317	57.31	44.633	14:19:44.922
2 -	54.714	28.013	1:22.727 **(3)**	86.12	3.043	14:21:07.649
3 -	55.048	***27.454***	1:22.502 **(2)**	86.35	2.818	14:22:30.151
4 -	***52.133***	27.551	***1:19.684 (1)***	***89.41***		***14:23:49.835***

P26 29 1000 Luke MORGAN — Suzuki GSXR 750 -

IDEAL LAP TIME : 1:29.968 BEST LAP TIME : 1:29.968 DIFFERENCE : 0.000

LAP	SECTOR 1	SECTOR 2	LAP TIME	MPH	DIFF	TIME OF DAY
1 -		31.894	1:40.004	71.24	10.036	14:19:20.609
2 -	1:00.876	32.576	1:33.452 **(3)**	76.23	3.484	14:20:54.061
3 -	59.970	31.501	1:31.471 **(2)**	77.88	1.503	14:22:25.532
4 -	***58.897***	***31.071***	***1:29.968 (1)***	***79.19***		***14:23:55.500***

P27 525 600 Andrew SEDDON — Suzuki GSXR 600 - Marsh & Chalfont

IDEAL LAP TIME : 1:22.551 BEST LAP TIME : 1:22.551 DIFFERENCE : 0.000

LAP	SECTOR 1	SECTOR 2	LAP TIME	MPH	DIFF	TIME OF DAY
1 -		28.760	2:04.206	57.36	41.655	14:19:44.811
2 -	***54.108***	***28.443***	***1:22.551 (1)***	***86.30***		***14:21:07.362***
3 -	55.027	28.691	1:23.718 **(2)**	85.10	1.167	14:22:31.080
4 -	56.626	28.509	1:25.135 **(3)**	83.68	2.584	14:23:56.215

P28 34 1000 Tony MANSFORD — Aprilia RSV4 -

IDEAL LAP TIME : 1:32.484 BEST LAP TIME : 1:33.356 DIFFERENCE : 0.872

LAP	SECTOR 1	SECTOR 2	LAP TIME	MPH	DIFF	TIME OF DAY
1 -		31.805	1:39.179	71.83	5.823	14:19:19.784
2 -	1:01.522	32.233	1:33.755 **(2)**	75.99	0.399	14:20:53.539
3 -	1:01.952	***31.404***	***1:33.356 (1)***	***76.31***		***14:22:26.895***

BMCRC - MRO Championships 2024 - Rnd 4 @ Donington National

L&W/BMCRC Rookie 600 & Rookie 1000

RACE 5 - SECTOR ANALYSIS

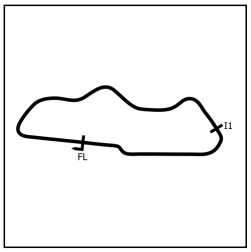

SECTOR 1 = FL to I1, SECTOR 2 = I1 to FL, DIFF = Difference To Personal Best Lap, P = Crossed Finish Line in Pit Lane, D = Time Disallowed

P29 379 600 Jack Cowley MASON Triumph DAYTONA 675 R -

IDEAL LAP TIME : 1:23.496 BEST LAP TIME : 1:23.496 DIFFERENCE : 0.000

LAP	SECTOR 1	SECTOR 2	LAP TIME	MPH	DIFF	TIME OF DAY
1 -		29.709	2:06.306	56.40	42.810	14:19:46.911
2 -	***54.319***	***29.177***	***1:23.496 (1)***	***85.32***		***14:21:10.407***
3 -	55.279	29.609	1:24.888 **(2)**	83.92	1.392	14:22:35.295

P30 42 600 Sheridan GOATCHER Yamaha R6 -

IDEAL LAP TIME : 1:29.944 BEST LAP TIME : 1:29.944 DIFFERENCE : 0.000

LAP	SECTOR 1	SECTOR 2	LAP TIME	MPH	DIFF	TIME OF DAY
1 -		31.281	2:10.849	54.44	40.905	14:19:51.454
2 -	***58.917***	***31.027***	***1:29.944 (1)***	***79.21***		***14:21:21.398***
3 -	59.080	31.081	1:30.161 **(2)**	79.02	0.217	14:22:51.559

P31 101 1000 David HINCH Suzuki GSXR 1000 L7 - David Burnell Financial Services

IDEAL LAP TIME : 1:19.875 BEST LAP TIME : 1:20.631 DIFFERENCE : 0.756

LAP	SECTOR 1	SECTOR 2	LAP TIME	MPH	DIFF	TIME OF DAY
1 -		27.674	1:27.745	81.19	7.114	14:19:08.350
2 -	52.670	28.106	1:20.776 **(2)**	88.20	0.145	14:20:29.126
3 -	53.545	***27.376***	1:20.921 **(3)**	88.04	0.290	14:21:50.047
4 -	***52.499***	28.132	***1:20.631 (1)***	***88.36***		***14:23:10.678***

Weather / Track : Cloudy / Dry

Donington Park National: 1.9790 miles
Date: 01/06/2024 Start: 14:17 Finish: 14:22

BMCRC - MRO Championships 2024 - Rnd 4 @ Donington National

L&W/BMCRC Rookie 600 & Rookie 1000

RACE 5 - BEST SECTORS

	SECTOR 1			SECTOR 2			IDEAL / BEST COMPARISON					
POS	NO	NAME	TIME	NO	NAME	TIME	POS	NO	NAME	IDEAL	BEST	DIFF
									PERFECT LAP	1:14.221		
1	666	THOMPSON	48.637	85	WOOD	25.584	1	666	THOMPSON	1:14.263	1:14.264	0.001
2	153	HICKMOTT	49.175	666	THOMPSON	25.626	2	85	WOOD	1:14.817	1:14.817	0.000
3	812	WHITNEY	49.201	812	WHITNEY	26.137	3	812	WHITNEY	1:15.338	1:15.354	0.016
4	85	WOOD	49.233	40	LORD	26.302	4	153	HICKMOTT	1:15.598	1:16.060	0.462
5	40	LORD	49.300	175	PESTANA	26.387	5	40	LORD	1:15.602	1:15.817	0.215
6	175	PESTANA	49.678	153	HICKMOTT	26.423	6	175	PESTANA	1:16.065	1:16.065	0.000
7	138	COOMBS	49.681	75	TUFNALL	26.544	7	594	GRAYSON	1:16.293	1:16.293	0.000
8	594	GRAYSON	49.718	594	GRAYSON	26.575	8	138	COOMBS	1:16.320	1:16.320	0.000
9	94	CANNONS	50.029	243	GALLEZ	26.633	9	75	TUFNALL	1:16.801	1:16.801	0.000
10	911	BRASTOCK	50.193	138	COOMBS	26.639	10	94	CANNONS	1:16.803	1:16.803	0.000
11	122	EGGINTON	50.257	911	BRASTOCK	26.695	11	911	BRASTOCK	1:16.888	1:16.888	0.000
12	75	TUFNALL	50.257	94	CANNONS	26.774	12	122	EGGINTON	1:17.142	1:17.296	0.154
13	888	ELLIOTT	50.949	122	EGGINTON	26.885	13	243	GALLEZ	1:17.972	1:18.105	0.133
14	26	PRESTON	51.003	26	PRESTON	27.314	14	26	PRESTON	1:18.317	1:18.325	0.008
15	243	GALLEZ	51.339	101	HINCH	27.376	15	888	ELLIOTT	1:18.400	1:18.704	0.304
16	916	FREWIN	52.031	888	ELLIOTT	27.451	16	16	AMER	1:19.587	1:19.684	0.097
17	16	AMER	52.133	14	YIANNI	27.453	17	14	YIANNI	1:19.775	1:19.874	0.099
18	14	YIANNI	52.322	16	AMER	27.454	18	101	HINCH	1:19.875	1:20.631	0.756
19	101	HINCH	52.499	511	BARRETT	27.847	19	916	FREWIN	1:20.001	1:20.148	0.147
20	511	BARRETT	52.658	95	DRISCOLL	27.884	20	511	BARRETT	1:20.505	1:20.540	0.035
21	910	JARVIS	53.091	28	HOWDLE	27.963	21	95	DRISCOLL	1:21.039	1:22.208	1.169
22	86	WELLS	53.138	916	FREWIN	27.970	22	28	HOWDLE	1:21.496	1:21.496	0.000
23	95	DRISCOLL	53.155	86	WELLS	28.432	23	86	WELLS	1:21.570	1:21.570	0.000
24	28	HOWDLE	53.533	525	SEDDON	28.443	24	910	JARVIS	1:21.610	1:21.618	0.008
25	146	REES	54.035	910	JARVIS	28.519	25	525	SEDDON	1:22.551	1:22.551	0.000
26	525	SEDDON	54.108	146	REES	28.688	26	146	REES	1:22.723	1:22.723	0.000
27	379	MASON	54.319	379	MASON	29.177	27	379	MASON	1:23.496	1:23.496	0.000
28	29	MORGAN	58.897	42	GOATCHER	31.027	28	42	GOATCHER	1:29.944	1:29.944	0.000
29	42	GOATCHER	58.917	29	MORGAN	31.071	29	29	MORGAN	1:29.968	1:29.968	0.000
30	34	MANSFORD	1:01.080	34	MANSFORD	31.404	30	34	MANSFORD	1:32.484	1:33.356	0.872
31							31	44	SHAW		1:23.279	
32												

Weather / Track : Cloudy / Dry

Donington Park National: 1.9790 miles
Date: 01/06/2024 Start: 14:17 Finish: 14:22

Results can be found at www.tsl-timing.com

Printed - 14:28 Saturday, 01 June 2024

BMCRC - MRO Championships 2024 - Rnd 4 @ Donington National

L&W/BMCRC Rookie 600 & Rookie 1000

RACE 5 - STATISTICS

Competitors Started	31
Planned Start	2024-06-01 @ 13:20:00.000
Actual Start	2024-06-01 @ 14:17:40.604
Finish Time	2024-06-01 @ 14:22:43.338
Track Length	1.9790mi.
Total Laps	121
Total Distance Covered	239.4671mi.

Session Fastest Lap History

NO	CL	NAME	LAP TIME	TIME OF DAY	LAP	VEHICLE
666	1000	**Nathan THOMPSON**	**1:14.264**	14:20:14.238	2	Bmw S1000RR

Session Leader History

NO	CL	NAME	FROM LAP	LAPS LED	DISTANCE	VEHICLE
666	1000	**Nathan THOMPSON**	1	4	7.87 miles	Bmw S1000RR

Flag History

TYPE	TIME OF DAY
GREEN	14:17:40.604
FINISH	14:22:43.338

Flag Statistics

TYPE	COUNT	TOTAL LAPS	TOTAL TIME
Green	1	4	7:05.344
Red	0	0	0.000
Safety Car	0	0	0.000
FCY	0	0	0.000

Weather / Track : Cloudy / Dry

Donington Park National: 1.9790 miles
Date: 01/06/2024 Start: 14:17 Finish: 14:22

BMCRC - MRO Championships 2024 - Rnd 4 @ Donington National

L&W/BMCRC Rookie 600 & Rookie 1000

RACE 5 - STATISTICS

CLASS : 1000

14 Starters

Fastest Lap History

NO	NAME	LAP TIME	TIME OF DAY	LAP	VEHICLE
666	**Nathan THOMPSON**	**1:14.264**	14:20:14.238	2	Bmw S1000RR

Leader History

NO	NAME	FROM LAP	LAPS LED	DISTANCE	VEHICLE
666	**Nathan THOMPSON**	1	4	7.87 miles	Bmw S1000RR

Weather / Track : Cloudy / Dry

Donington Park National: 1.9790 miles
Date: 01/06/2024 Start: 14:17 Finish: 14:22

BMCRC - MRO Championships 2024 - Rnd 4 @ Donington National

L&W/BMCRC Rookie 600 & Rookie 1000

RACE 5 - STATISTICS

CLASS : 600

17 Starters

Fastest Lap History

NO	NAME	LAP TIME	TIME OF DAY	LAP	VEHICLE
40	**James LORD**	**1:15.817**	14:20:50.431	2	Triumph STREET TRIPPLE

Leader History

NO	NAME	FROM LAP	LAPS LED	DISTANCE	VEHICLE
40	**James LORD**	1	4	7.87 miles	Triumph STREET TRIPPLE

Weather / Track : Cloudy / Dry

Donington Park National: 1.9790 miles
Date: 01/06/2024 Start: 14:17 Finish: 14:22

BMCRC - MRO Championships 2024 - Rnd 4 @ Donington National

L&W/BMCRC Rookie 600 & Rookie 1000

RACE 16 - GRID (7 Laps)

ROW 12	1		35	42	Sheridan GOATCHER (1:29.944)	34	379	Jack Cowley MASON (1:23.496)
ROW 11	33	525	Andrew SEDDON (1:22.551)	32	28	Paul HOWDLE (1:21.496)	31	511	William BARRETT (1:20.540)
ROW 10	30	916	Adam FREWIN (1:20.148)	29	16	Montague AMER (1:19.684)	28	888	Kirt ELLIOTT (1:18.704)
ROW 9	27	26	Daniel PRESTON (1:18.325)	26	122	James EGGINTON (1:17.296)	25	911	Tom BRASTOCK (1:16.888)
ROW 8	24	94	Peter CANNONS (1:16.803)	23	75	Alex TUFNALL (1:16.801)	22	138	Paul COOMBS (1:16.320)
ROW 7	21	594	Sam GRAYSON (1:16.293)	20	153	Aaron HICKMOTT (1:16.060)	19	40	James LORD (1:15.817)
ROW 6	18			17			16		
ROW 5	15	34	Tony MANSFORD (1:33.356)	14	29	Luke MORGAN (1:29.968)	13	44	John SHAW (1:23.279)
ROW 4	12	146	Declan REES (1:22.723)	11	95	Jack DRISCOLL (1:22.208)	10	910	Michael JARVIS (1:21.618)
ROW 3	9	86	Adam WELLS (1:21.570)	8	101	David HINCH (1:20.631)	7	87	Dan CHAMBERLAIN
ROW 2	6	14	Alex YIANNI (1:19.874)	5	243	Tony Le GALLEZ (1:18.105)	4	175	Arlindo PESTANA (1:16.065)
ROW 1	3	812	Matthew WHITNEY (1:15.354)	2	85	Ben WOOD (1:14.817)	1	666	Nathan THOMPSON (1:14.264)

Pole

These results are provisional until the conclusion of any judicial and technical matters.

Donington Park National: 1.9790 miles

Clerk Of Course:	Stewards:	Timekeeper: Craig Smith	

Results can be found at www.tsl-timing.com

Printed - 14:30 Saturday, 01 June 2024

BMCRC - MRO Championships 2024 - Rnd 4 @ Donington National

L&W/BMCRC Rookie 600 & Rookie 1000

RACE 6 - CLASSIFICATION

Race Distance: 9 Laps / 17.81 miles

POS	NO	CL	PIC	NAME	ENTRY	LAPS	TIME	GAP	DIFF	MPH	BEST	ON
1	87	1000	1	Dan CHAMBERLAIN	Suzuki GSXR 750 -	9	11:23.885			93.56	1:14.668	9
2	812	1000	2	Matthew WHITNEY	-	9	11:24.618	0.733	0.733	93.46	1:14.634	9
3	85	1000	3	Ben WOOD	Yamaha R1 -	9	11:26.140	2.255	1.522	93.25	1:15.113	4
4	40	600	1	James LORD	Triumph STREET TRIPPLE -	9	11:48.453	24.568	22.313	90.31	1:15.512	7
5	153	600	2	Aaron HICKMOTT	Kawasaki ZX6R - Me, Myself & I	9	11:49.203	25.318	0.750	90.22	1:15.797	7
6	243	1000	4	Tony Le GALLEZ	Kawasaki ZX10R - Guttersnipe	9	11:51.025	27.140	1.822	89.99	1:17.739	2
7	75	600	3	Alex TUFNALL	Kawasaki 636 -	9	11:52.381	28.496	1.356	89.81	1:15.462	6
8	122	600	4	James EGGINTON	Kawasaki ZX6R - Advance Computer Services - www.ACS.c	9	12:00.038	36.153	7.657	88.86	1:16.711	2
9	911	600	5	Tom BRASTOCK	Suzuki GSXR 600 - My Pocket	9	12:00.410	36.525	0.372	88.81	1:16.612	6
10	14	1000	5	Alex YIANNI	BMW S1000 RR - Airpack 2000 Racing/Almig Compressors	9	12:00.894	37.009	0.484	88.75	1:18.603	5
11	16	600	6	Montague AMER	Triumph DAYTONA 675 -	9	12:06.742	42.857	5.848	88.04	1:15.873	8
12	26	600	7	Daniel PRESTON	Triumph 675R -	9	12:07.921	44.036	1.179	87.90	1:16.904	8
13	94	600	8	Peter CANNONS	Kawazaki ZX6R -	9	12:08.204	44.319	0.283	87.86	1:16.722	4
14	888	600	9	Kirt ELLIOTT	Yamaha R6 -	9	12:09.195	45.310	0.991	87.74	1:16.718	8
15	86	1000	6	Adam WELLS	Suzuki GSXR 1000 -	9	12:12.030	48.145	2.835	87.40	1:19.775	3
16	138	600	10	Paul COOMBS	Triumph 675R DAYTONA -	9	12:14.984	51.099	2.954	87.05	1:17.702	9
17	511	600	11	William BARRETT	Triumph DAYTONA 675 -	9	12:25.209	1:01.324	10.225	85.86	1:18.248	8
18	95	1000	7	Jack DRISCOLL	Kawasaki ZX10R -	9	12:28.109	1:04.224	2.900	85.52	1:20.837	4
19	916	600	12	Adam FREWIN	Yamaha R6 - Southern Steam Services Ltd	9	12:28.672	1:04.787	0.563	85.46	1:19.457	4
20	146	1000	8	Declan REES	Aprilia RSV4 -	9	12:30.388	1:06.503	1.716	85.26	1:21.034	4
21	28	600	13	Paul HOWDLE	Yamaha R6 -	9	12:32.224	1:08.339	1.836	85.06	1:19.410	4
22	525	600	14	Andrew SEDDON	Suzuki GSXR 600 - Marsh & Chalfont	8	11:39.286	1 Lap	1 Lap	81.31	1:23.118	5
23	29	1000	9	Luke MORGAN	Suzuki GSXR 750 -	8	12:11.543	1 Lap	32.257	77.72	1:29.167	4
24	34	1000	10	Tony MANSFORD	Aprilia RSV4 -	8	12:12.170	1 Lap	0.627	77.66	1:28.924	6
25	42	600	15	Sheridan GOATCHER	Yamaha R6 -	8	12:35.579	1 Lap	23.409	75.25	1:30.090	3

FASTEST LAP

812	1000	Matthew WHITNEY	-	9	1:14.634	95.46 mph	153.62 kph
75	600	Alex TUFNALL	Kawasaki 636 -	6	1:15.462	94.41 mph	151.94 kph

Comments:
Class 1000 - 92.5% of Race Speed = 86.54 mph
Class 600 - 92.5% of Race Speed = 83.53 mph

Weather / Track : Sunny / Dry
These results are provisional until the conclusion of any judicial and technical matters.

Date: 02/06/2024 Start: 11:45 Finish: 11:56
Donington Park National: 1.9790 miles

Clerk Of Course:	Stewards:	Timekeeper: Craig Smith	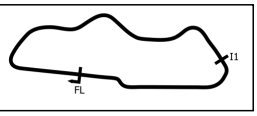

Results can be found at www.tsl-timing.com

Printed - 12:01 Sunday, 02 June 2024

BMCRC - MRO Championships 2024 - Rnd 4 @ Donington National

L&W/BMCRC Rookie 600 & Rookie 1000

RACE 6 - LAP CHART

LAP 1 @ 11:46:41.484

NO	BEHIND	LAP TIME
812		1:18.918
85	1.867	1:20.785
243	2.366	1:21.284
87	2.601	1:21.519
14	5.678	1:24.596
86	6.629	1:25.547
95	7.233	1:26.151
146	8.723	1:27.641
34	18.732	1:37.650
29	19.291	1:38.209
40	20.327	1:39.245
153	20.584	1:39.502
122	21.246	1:40.164
911	22.845	1:41.763
75	22.898	1:41.816
138	23.825	1:42.743
888	24.537	1:43.455
94	25.070	1:43.988
26	25.431	1:44.349
916	26.386	1:45.304
16	26.429	1:45.347
511	28.757	1:47.675
28	29.196	1:48.114
525	31.614	1:50.532
42	36.526	1:55.444

LAP 2 @ 11:47:57.533

NO	BEHIND	LAP TIME
812		1:16.049
87	1.371	1:14.819
85	1.977	1:16.159
243	4.056	1:17.739
14	10.655	1:21.026
86	11.180	1:20.600
95	12.946	1:21.762
146	13.982	1:21.308
153	21.130	1:16.595
40	21.284	1:17.006
122	21.908	1:16.711
75	24.053	1:17.204
911	26.297	1:19.501
138	27.356	1:19.580
888	27.637	1:19.149
26	28.826	1:19.444
16	29.978	1:19.598
916	30.703	1:20.366
94	31.526	1:22.505
511	35.041	1:22.333
34	35.363	1:32.680
29	35.716	1:32.474
28	35.799	1:22.652
525	39.686	1:24.121
42	50.785	1:30.308

LAP 3 @ 11:49:13.418

NO	BEHIND	LAP TIME
812		1:15.885
87	0.639	1:15.153
85	1.366	1:15.274
243	6.520	1:18.349
14	14.735	1:19.965
86	15.070	1:19.775
95	18.662	1:21.601
146	19.885	1:21.788
153	21.081	1:15.836
40	21.371	1:15.972
122	22.787	1:16.764
75	25.074	1:16.906
911	27.053	1:16.641
888	29.551	1:17.799
138	30.254	1:18.783
26	30.934	1:17.993
16	31.360	1:17.267
94	33.834	1:18.193
916	34.329	1:19.511
511	39.531	1:20.375
28	40.993	1:21.079
525	51.111	1:27.310
29	51.586	1:31.755
34	52.460	1:32.982
42	1:04.990	1:30.090

LAP 4 @ 11:50:29.152

NO	BEHIND	LAP TIME
812		1:15.734
87	0.314	1:15.409
85	0.745	1:15.113
243	9.891	1:19.105
14	18.678	1:19.677
86	19.881	1:20.545
153	21.300	1:15.953
40	21.837	1:16.200
95	23.765	1:20.837
122	24.462	1:17.409
146	25.185	1:21.034
75	25.295	1:15.955
911	28.367	1:17.048
888	32.185	1:18.368
26	32.857	1:17.657
138	33.267	1:18.747
16	33.356	1:17.730
94	34.822	1:16.722
916	38.052	1:19.457
511	43.461	1:19.664
28	44.669	1:19.410
525	59.228	1:23.851
29	1:05.019	1:29.167
34	1:06.369	1:29.643

LAP 5 @ 11:51:44.981

NO	BEHIND	LAP TIME
87		1:15.515
812	1.572	1:17.401
85	1.800	1:16.884
42	1 Lap	1:32.195
243	12.825	1:18.763
14	21.452	1:18.603
153	21.721	1:16.250
40	23.235	1:17.227
86	23.957	1:19.905
122	25.786	1:17.153
75	25.864	1:16.398
911	30.044	1:17.506
146	31.236	1:21.880
26	35.361	1:18.333
888	35.850	1:19.494
16	36.036	1:18.509
94	36.616	1:17.623
95	37.257	1:29.321
138	37.644	1:20.206
916	41.859	1:19.636
511	46.953	1:19.321
28	48.661	1:19.821
525	1:06.517	1:23.118

LAP 6 @ 11:53:00.450

NO	BEHIND	LAP TIME
87		1:15.469
812	1.446	1:15.343
85	2.240	1:15.909
29	1 Lap	1:29.932
34	1 Lap	1:30.203
243	16.859	1:19.503
153	22.637	1:16.385
42	1 Lap	1:32.827
40	23.807	1:16.041
14	25.083	1:19.100
75	25.857	1:15.462
122	27.737	1:17.420
86	29.234	1:20.746
911	31.187	1:16.612
26	37.688	1:17.796
16	38.808	1:18.241
146	38.907	1:23.140
94	38.988	1:17.841
888	39.013	1:18.632
138	41.655	1:19.480
95	42.876	1:21.088
916	46.442	1:20.052
511	50.187	1:18.703
28	53.104	1:19.912
525	1:14.318	1:23.270

LAP 7 @ 11:54:16.025

NO	BEHIND	LAP TIME
87		1:15.575
812	1.068	1:15.197
85	1.814	1:15.149
29	1 Lap	1:29.327
34	1 Lap	1:28.924
243	19.424	1:18.140
153	22.859	1:15.797
40	23.744	1:15.512
75	26.417	1:16.135
14	28.300	1:18.792
122	29.735	1:17.573
911	32.632	1:17.020
86	35.310	1:21.651
42	1 Lap	1:31.773
26	40.088	1:17.975
94	40.207	1:16.794
16	40.303	1:17.070
888	41.333	1:17.895
138	45.431	1:19.351
146	46.815	1:23.483
95	49.523	1:22.222
916	52.419	1:21.552
511	53.105	1:18.493
28	58.098	1:20.569

LAP 8 @ 11:55:31.783

NO	BEHIND	LAP TIME
87		1:15.758
812	0.767	1:15.457
85	1.299	1:15.243
525	1 Lap	1:23.253
243	22.598	1:18.932
40	23.517	1:15.531
153	23.860	1:16.759
75	27.215	1:16.556
122	32.564	1:18.587
14	32.591	1:20.049
34	1 Lap	1:29.792
29	1 Lap	1:31.082
911	33.628	1:16.754
86	40.240	1:20.688
16	40.418	1:15.873
26	41.234	1:16.904
94	41.420	1:16.971
888	42.293	1:16.718
138	48.065	1:18.392
42	1 Lap	1:30.970
146	55.285	1:24.228
95	55.439	1:21.674
511	55.595	1:18.248
916	57.852	1:21.191
28	1:02.482	1:20.142

LAP 9 @ 11:56:46.451

NO	BEHIND	LAP TIME
87		1:14.668
812	0.733	1:14.634
85	2.255	1:15.624
525	1 Lap	1:23.831
40	24.568	1:15.719
153	25.318	1:16.126
243	27.140	1:19.210
75	28.496	1:15.949
122	36.153	1:18.257
911	36.525	1:17.565
14	37.009	1:19.086
16	42.857	1:17.107
26	44.036	1:17.470
94	44.319	1:17.567
888	45.310	1:17.685
29	1 Lap	1:29.597
86	48.145	1:22.573
34	1 Lap	1:30.296
138	51.099	1:17.702
511	1:01.324	1:20.397
95	1:04.224	1:23.453
916	1:04.787	1:21.603
146	1:06.503	1:25.886
28	1:08.339	1:20.525
42	1 Lap	1:31.972

Weather / Track : Sunny / Dry

Donington Park National: 1.9790 miles
Date: 02/06/2024 Start: 11:45 Finish: 11:56

Results can be found at www.tsl-timing.com

Printed - 12:01 Sunday, 02 June 2024

BMCRC - MRO Championships 2024 - Rnd 4 @ Donington National

L&W/BMCRC Rookie 600 & Rookie 1000

RACE 6 - POSITION CHART

No	Name	Lap Pos	1	2	3	4	5	6	7	8	9
243	GALLEZ	1	812	812	812	812	87	87	87	87	87
14	YIANNI	2	85	87	87	87	812	812	812	812	812
29	MORGAN	3	243	85	85	85	85	85	85	85	85
34	MANSFORD	4	87	243	243	243	243	243	243	243	40
85	WOOD	5	14	14	14	14	14	153	153	40	153
86	WELLS	6	86	86	86	86	153	40	40	153	243
87	CHAMBERLAIN	7	95	95	95	153	40	14	75	75	75
95	DRISCOLL	8	146	146	146	40	86	75	14	122	122
146	REES	9	34	153	153	95	122	122	122	14	911
812	WHITNEY	10	29	40	40	122	75	86	911	911	14
16	AMER	11	40	122	122	146	911	911	86	86	16
26	PRESTON	12	153	75	75	75	146	26	26	16	26
28	HOWDLE	13	122	911	911	911	26	16	94	26	94
40	LORD	14	911	138	888	888	888	146	16	94	888
42	GOATCHER	15	75	888	138	26	16	94	888	888	86
75	TUFNALL	16	138	26	26	138	94	888	138	138	138
94	CANNONS	17	888	16	16	16	95	138	146	146	511
122	EGGINTON	18	94	916	94	94	138	95	95	95	95
138	COOMBS	19	26	94	916	916	916	916	916	511	916
153	HICKMOTT	20	916	511	511	511	511	511	511	916	146
511	BARRETT	21	16	34	28	28	28	28	28	28	28
525	SEDDON	22	511	29	525	525	525	525	525	525	
888	ELLIOTT	23	28	28	29	29	29	29	34	29	
911	BRASTOCK	24	525	525	34	34	34	34	29	34	
916	FREWIN	25	42	42	42	42	42	42	42	42	

Weather / Track : Sunny / Dry

Donington Park National: 1.9790 miles
Date: 02/06/2024 Start: 11:45 Finish: 11:56

Results can be found at www.tsl-timing.com

Printed - 12:01 Sunday, 02 June 2024

BMCRC - MRO Championships 2024 - Rnd 4 @ Donington National

L&W/BMCRC Rookie 600 & Rookie 1000

RACE 6 - SECTOR ANALYSIS

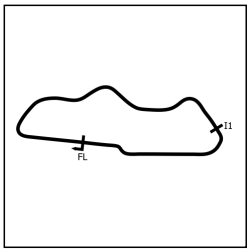

SECTOR 1 = FL to I1, SECTOR 2 = I1 to FL, DIFF = Difference To Personal Best Lap, P = Crossed Finish Line in Pit Lane, D = Time Disallowed

P1 87 1000 Dan CHAMBERLAIN Suzuki GSXR 750 -

IDEAL LAP TIME : 1:14.609 BEST LAP TIME : 1:14.668 DIFFERENCE : 0.059

LAP	SECTOR 1	SECTOR 2	LAP TIME	MPH	DIFF	TIME OF DAY
1 -		26.971	1:21.519	87.39	6.851	11:46:44.085
2 -	48.672	***26.147***	1:14.819 **(2)**	95.22	0.151	11:47:58.904
3 -	48.721	26.432	1:15.153 **(3)**	94.80	0.485	11:49:14.057
4 -	49.085	26.324	1:15.409	94.47	0.741	11:50:29.466
5 -	49.157	26.358	1:15.515	94.34	0.847	11:51:44.981
6 -	48.710	26.759	1:15.469	94.40	0.801	11:53:00.450
7 -	48.861	26.714	1:15.575	94.27	0.907	11:54:16.025
8 -	49.171	26.587	1:15.758	94.04	1.090	11:55:31.783
9 -	***48.462***	26.206	***1:14.668*** **(1)**	***95.41***		***11:56:46.451***

P2 812 1000 Matthew WHITNEY -

IDEAL LAP TIME : 1:14.634 BEST LAP TIME : 1:14.634 DIFFERENCE : 0.000

LAP	SECTOR 1	SECTOR 2	LAP TIME	MPH	DIFF	TIME OF DAY
1 -		26.551	1:18.918	90.27	4.284	11:46:41.484
2 -	49.683	26.366	1:16.049	93.68	1.415	11:47:57.533
3 -	49.464	26.421	1:15.885	93.88	1.251	11:49:13.418
4 -	49.387	26.347	1:15.734	94.07	1.100	11:50:29.152
5 -	49.933	27.468	1:17.401	92.04	2.767	11:51:46.553
6 -	48.640	26.703	1:15.343 **(3)**	94.56	0.709	11:53:01.896
7 -	48.727	26.470	1:15.197 **(2)**	94.74	0.563	11:54:17.093
8 -	49.089	26.368	1:15.457	94.41	0.823	11:55:32.550
9 -	***48.473***	***26.161***	***1:14.634*** **(1)**	***95.46***		***11:56:47.184***

P3 85 1000 Ben WOOD Yamaha R1 -

IDEAL LAP TIME : 1:15.005 BEST LAP TIME : 1:15.113 DIFFERENCE : 0.108

LAP	SECTOR 1	SECTOR 2	LAP TIME	MPH	DIFF	TIME OF DAY
1 -		26.503	1:20.785	88.19	5.672	11:46:43.351
2 -	49.635	26.524	1:16.159	93.54	1.046	11:47:59.510
3 -	49.225	***26.049***	1:15.274	94.64	0.161	11:49:14.784
4 -	***48.956***	26.157	***1:15.113*** **(1)**	***94.85***		***11:50:29.897***
5 -	49.918	26.966	1:16.884	92.66	1.771	11:51:46.781
6 -	49.267	26.642	1:15.909	93.85	0.796	11:53:02.690
7 -	49.089	26.060	1:15.149 **(2)**	94.80	0.036	11:54:17.839
8 -	49.179	26.064	1:15.243 **(3)**	94.68	0.130	11:55:33.082
9 -	49.263	26.361	1:15.624	94.21	0.511	11:56:48.706

P4 40 600 James LORD Triumph STREET TRIPPLE -

IDEAL LAP TIME : 1:14.781 BEST LAP TIME : 1:15.512 DIFFERENCE : 0.731

LAP	SECTOR 1	SECTOR 2	LAP TIME	MPH	DIFF	TIME OF DAY
1 -		27.010	1:39.245	71.78	23.733	11:47:01.811
2 -	50.311	26.695	1:17.006	92.52	1.494	11:48:18.817
3 -	49.293	26.679	1:15.972	93.77	0.460	11:49:34.789
4 -	49.906	***26.294***	1:16.200	93.49	0.688	11:50:50.989
5 -	49.994	27.233	1:17.227	92.25	1.715	11:52:08.216
6 -	49.347	26.694	1:16.041	93.69	0.529	11:53:24.257
7 -	48.824	26.688	***1:15.512*** **(1)**	***94.35***		***11:54:39.769***
8 -	49.043	26.488	1:15.531 **(2)**	94.32	0.019	11:55:55.300
9 -	***48.487***	27.232	1:15.719 **(3)**	94.09	0.207	11:57:11.019

Weather / Track : Sunny / Dry

Donington Park National: 1.9790 miles
Date: 02/06/2024 Start: 11:45 Finish: 11:56

BMCRC - MRO Championships 2024 - Rnd 4 @ Donington National

L&W/BMCRC Rookie 600 & Rookie 1000

RACE 6 - SECTOR ANALYSIS

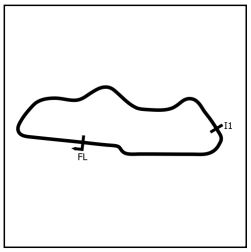

SECTOR 1 = FL to I1, SECTOR 2 = I1 to FL, DIFF = Difference To Personal Best Lap, P = Crossed Finish Line in Pit Lane, D = Time Disallowed

P5 153 600 Aaron HICKMOTT Kawasaki ZX6R - Me, Myself & I

IDEAL LAP TIME : 1:15.294 BEST LAP TIME : 1:15.797 DIFFERENCE : 0.503

LAP	SECTOR 1	SECTOR 2	LAP TIME	MPH	DIFF	TIME OF DAY
1 -		26.353	1:39.502	71.60	23.705	11:47:02.068
2 -	49.805	26.790	1:16.595	93.01	0.798	11:48:18.663
3 -	49.217	26.619	1:15.836 (2)	93.94	0.039	11:49:34.499
4 -	49.432	26.521	1:15.953 (3)	93.80	0.156	11:50:50.452
5 -	49.296	26.954	1:16.250	93.43	0.453	11:52:06.702
6 -	***49.080***	27.305	1:16.385	93.27	0.588	11:53:23.087
7 -	49.254	26.543	***1:15.797 (1)***	***93.99***		***11:54:38.884***
8 -	49.642	27.117	1:16.759	92.81	0.962	11:55:55.643
9 -	49.912	***26.214***	1:16.126	93.59	0.329	11:57:11.769

P6 243 1000 Tony Le GALLEZ Kawasaki ZX10R - Guttersnipe

IDEAL LAP TIME : 1:17.372 BEST LAP TIME : 1:17.739 DIFFERENCE : 0.367

LAP	SECTOR 1	SECTOR 2	LAP TIME	MPH	DIFF	TIME OF DAY
1 -		27.208	1:21.284	87.65	3.545	11:46:43.850
2 -	50.690	27.049	***1:17.739 (1)***	***91.64***		***11:48:01.589***
3 -	51.429	***26.920***	1:18.349 (3)	90.93	0.610	11:49:19.938
4 -	51.676	27.429	1:19.105	90.06	1.366	11:50:39.043
5 -	51.072	27.691	1:18.763	90.45	1.024	11:51:57.806
6 -	52.020	27.483	1:19.503	89.61	1.764	11:53:17.309
7 -	***50.452***	27.688	1:18.140 (2)	91.17	0.401	11:54:35.449
8 -	51.758	27.174	1:18.932	90.26	1.193	11:55:54.381
9 -	51.567	27.643	1:19.210	89.94	1.471	11:57:13.591

P7 75 600 Alex TUFNALL Kawasaki 636 -

IDEAL LAP TIME : 1:15.415 BEST LAP TIME : 1:15.462 DIFFERENCE : 0.047

LAP	SECTOR 1	SECTOR 2	LAP TIME	MPH	DIFF	TIME OF DAY
1 -		26.873	1:41.816	69.97	26.354	11:47:04.382
2 -	50.713	26.491	1:17.204	92.28	1.742	11:48:21.586
3 -	50.104	26.802	1:16.906	92.64	1.444	11:49:38.492
4 -	49.590	***26.365***	1:15.955 (3)	93.80	0.493	11:50:54.447
5 -	49.965	26.433	1:16.398	93.25	0.936	11:52:10.845
6 -	***49.050***	26.412	***1:15.462 (1)***	***94.41***		***11:53:26.307***
7 -	49.592	26.543	1:16.135	93.57	0.673	11:54:42.442
8 -	49.969	26.587	1:16.556	93.06	1.094	11:55:58.998
9 -	49.186	26.763	1:15.949 (2)	93.80	0.487	11:57:14.947

P8 122 600 James EGGINTON Kawasaki ZX6R - Advance Computer Services - www.ACS.co.uk

IDEAL LAP TIME : 1:16.222 BEST LAP TIME : 1:16.711 DIFFERENCE : 0.489

LAP	SECTOR 1	SECTOR 2	LAP TIME	MPH	DIFF	TIME OF DAY
1 -		***26.565***	1:40.164	71.12	23.453	11:47:02.730
2 -	49.668	27.043	***1:16.711 (1)***	***92.87***		***11:48:19.441***
3 -	49.671	27.093	1:16.764 (2)	92.81	0.053	11:49:36.205
4 -	***49.657***	27.752	1:17.409	92.03	0.698	11:50:53.614
5 -	50.354	26.799	1:17.153 (3)	92.34	0.442	11:52:10.767
6 -	50.424	26.996	1:17.420	92.02	0.709	11:53:28.187
7 -	50.467	27.106	1:17.573	91.84	0.862	11:54:45.760
8 -	50.773	27.814	1:18.587	90.65	1.876	11:56:04.347
9 -	51.507	26.750	1:18.257	91.04	1.546	11:57:22.604

BMCRC - MRO Championships 2024 - Rnd 4 @ Donington National

L&W/BMCRC Rookie 600 & Rookie 1000

RACE 6 - SECTOR ANALYSIS

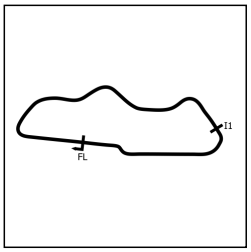

SECTOR 1 = FL to I1, SECTOR 2 = I1 to FL, DIFF = Difference To Personal Best Lap, P = Crossed Finish Line in Pit Lane, D = Time Disallowed

P9 911 600 Tom BRASTOCK Suzuki GSXR 600 - My Pocket

IDEAL LAP TIME : 1:16.396 BEST LAP TIME : 1:16.612 DIFFERENCE : 0.216

LAP	SECTOR 1	SECTOR 2	LAP TIME	MPH	DIFF	TIME OF DAY
1 -		27.196	1:41.763	70.01	25.151	11:47:04.329
2 -	52.333	27.168	1:19.501	89.61	2.889	11:48:23.830
3 -	***49.582***	27.059	1:16.641 **(2)**	92.96	0.029	11:49:40.471
4 -	49.912	27.136	1:17.048	92.47	0.436	11:50:57.519
5 -	49.864	27.642	1:17.506	91.92	0.894	11:52:15.025
6 -	49.798	***26.814***	***1:16.612*** **(1)**	***92.99***		***11:53:31.637***
7 -	49.748	27.272	1:17.020	92.50	0.408	11:54:48.657
8 -	49.831	26.923	1:16.754 **(3)**	92.82	0.142	11:56:05.411
9 -	50.101	27.464	1:17.565	91.85	0.953	11:57:22.976

P10 14 1000 Alex YIANNI BMW S1000 RR - Airpack 2000 Racing/Almig Compressors

IDEAL LAP TIME : 1:18.603 BEST LAP TIME : 1:18.603 DIFFERENCE : 0.000

LAP	SECTOR 1	SECTOR 2	LAP TIME	MPH	DIFF	TIME OF DAY
1 -		27.774	1:24.596	84.21	5.993	11:46:47.162
2 -	52.927	28.099	1:21.026	87.93	2.423	11:48:08.188
3 -	52.170	27.795	1:19.965	89.09	1.362	11:49:28.153
4 -	52.250	27.427	1:19.677	89.41	1.074	11:50:47.830
5 -	***51.526***	***27.077***	***1:18.603*** **(1)**	***90.64***		***11:52:06.433***
6 -	51.543	27.557	1:19.100	90.07	0.497	11:53:25.533
7 -	51.585	27.207	1:18.792 **(2)**	90.42	0.189	11:54:44.325
8 -	51.797	28.252	1:20.049	89.00	1.446	11:56:04.374
9 -	51.992	27.094	1:19.086 **(3)**	90.08	0.483	11:57:23.460

P11 16 600 Montague AMER Triumph DAYTONA 675 -

IDEAL LAP TIME : 1:15.873 BEST LAP TIME : 1:15.873 DIFFERENCE : 0.000

LAP	SECTOR 1	SECTOR 2	LAP TIME	MPH	DIFF	TIME OF DAY
1 -		27.400	1:45.347	67.63	29.474	11:47:07.913
2 -	52.325	27.273	1:19.598	89.50	3.725	11:48:27.511
3 -	50.243	27.024	1:17.267	92.20	1.394	11:49:44.778
4 -	50.542	27.188	1:17.730	91.65	1.857	11:51:02.508
5 -	51.273	27.236	1:18.509	90.74	2.636	11:52:21.017
6 -	49.750	28.491	1:18.241	91.06	2.368	11:53:39.258
7 -	49.846	27.224	1:17.070 **(2)**	92.44	1.197	11:54:56.328
8 -	***48.896***	***26.977***	***1:15.873*** **(1)**	***93.90***		***11:56:12.201***
9 -	49.905	27.202	1:17.107 **(3)**	92.39	1.234	11:57:29.308

P12 26 600 Daniel PRESTON Triumph 675R -

IDEAL LAP TIME : 1:16.904 BEST LAP TIME : 1:16.904 DIFFERENCE : 0.000

LAP	SECTOR 1	SECTOR 2	LAP TIME	MPH	DIFF	TIME OF DAY
1 -		27.703	1:44.349	68.27	27.445	11:47:06.915
2 -	52.190	27.254	1:19.444	89.68	2.540	11:48:26.359
3 -	50.161	27.832	1:17.993	91.34	1.089	11:49:44.352
4 -	50.057	27.600	1:17.657 **(3)**	91.74	0.753	11:51:02.009
5 -	50.870	27.463	1:18.333	90.95	1.429	11:52:20.342
6 -	50.000	27.796	1:17.796	91.58	0.892	11:53:38.138
7 -	50.667	27.308	1:17.975	91.37	1.071	11:54:56.113
8 -	***49.885***	***27.019***	***1:16.904*** **(1)**	***92.64***		***11:56:13.017***
9 -	50.158	27.312	1:17.470 **(2)**	91.96	0.566	11:57:30.487

Weather / Track : Sunny / Dry

Donington Park National: 1.9790 miles
Date: 02/06/2024 Start: 11:45 Finish: 11:56

BMCRC - MRO Championships 2024 - Rnd 4 @ Donington National

L&W/BMCRC Rookie 600 & Rookie 1000

RACE 6 - SECTOR ANALYSIS

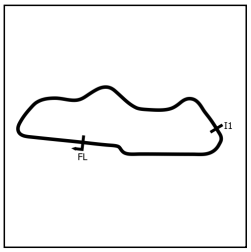

SECTOR 1 = FL to I1, SECTOR 2 = I1 to FL, DIFF = Difference To Personal Best Lap, P = Crossed Finish Line in Pit Lane, D = Time Disallowed

P13 94 600 Peter CANNONS Kawazaki ZX6R -

IDEAL LAP TIME : 1:16.583 BEST LAP TIME : 1:16.722 DIFFERENCE : 0.139

LAP	SECTOR 1	SECTOR 2	LAP TIME	MPH	DIFF	TIME OF DAY
1 -		27.570	1:43.988	68.51	27.266	11:47:06.554
2 -	54.478	28.027	1:22.505	86.35	5.783	11:48:29.059
3 -	50.803	27.390	1:18.193	91.11	1.471	11:49:47.252
4 -	***49.753***	26.969	***1:16.722 (1)***	***92.86***		***11:51:03.974***
5 -	50.140	27.483	1:17.623	91.78	0.901	11:52:21.597
6 -	49.944	27.897	1:17.841	91.52	1.119	11:53:39.438
7 -	49.964	***26.830***	1:16.794 **(2)**	92.77	0.072	11:54:56.232
8 -	50.072	26.899	1:16.971 **(3)**	92.56	0.249	11:56:13.203
9 -	50.288	27.279	1:17.567	91.85	0.845	11:57:30.770

P14 888 600 Kirt ELLIOTT Yamaha R6 -

IDEAL LAP TIME : 1:16.677 BEST LAP TIME : 1:16.718 DIFFERENCE : 0.041

LAP	SECTOR 1	SECTOR 2	LAP TIME	MPH	DIFF	TIME OF DAY
1 -		27.295	1:43.455	68.86	26.737	11:47:06.021
2 -	51.643	27.506	1:19.149	90.01	2.431	11:48:25.170
3 -	50.676	***27.123***	1:17.799 **(3)**	91.57	1.081	11:49:42.969
4 -	50.825	27.543	1:18.368	90.91	1.650	11:51:01.337
5 -	52.009	27.485	1:19.494	89.62	2.776	11:52:20.831
6 -	50.388	28.244	1:18.632	90.60	1.914	11:53:39.463
7 -	50.352	27.543	1:17.895	91.46	1.177	11:54:57.358
8 -	***49.554***	27.164	***1:16.718 (1)***	***92.86***		***11:56:14.076***
9 -	50.228	27.457	1:17.685 **(2)**	91.71	0.967	11:57:31.761

P15 86 1000 Adam WELLS Suzuki GSXR 1000 -

IDEAL LAP TIME : 1:19.775 BEST LAP TIME : 1:19.775 DIFFERENCE : 0.000

LAP	SECTOR 1	SECTOR 2	LAP TIME	MPH	DIFF	TIME OF DAY
1 -		27.841	1:25.547	83.28	5.772	11:46:48.113
2 -	52.764	27.836	1:20.600	88.39	0.825	11:48:08.713
3 -	***52.262***	***27.513***	***1:19.775 (1)***	***89.30***		***11:49:28.488***
4 -	52.777	27.768	1:20.545 **(3)**	88.45	0.770	11:50:49.033
5 -	52.307	27.598	1:19.905 **(2)**	89.16	0.130	11:52:08.938
6 -	52.790	27.956	1:20.746	88.23	0.971	11:53:29.684
7 -	53.692	27.959	1:21.651	87.25	1.876	11:54:51.335
8 -	52.461	28.227	1:20.688	88.29	0.913	11:56:12.023
9 -	53.562	29.011	1:22.573	86.28	2.798	11:57:34.596

P16 138 600 Paul COOMBS Triumph 675R DAYTONA -

IDEAL LAP TIME : 1:17.702 BEST LAP TIME : 1:17.702 DIFFERENCE : 0.000

LAP	SECTOR 1	SECTOR 2	LAP TIME	MPH	DIFF	TIME OF DAY
1 -		27.173	1:42.743	69.34	25.041	11:47:05.309
2 -	52.224	27.356	1:19.580	89.52	1.878	11:48:24.889
3 -	51.487	27.296	1:18.783	90.43	1.081	11:49:43.672
4 -	51.291	27.456	1:18.747 **(3)**	90.47	1.045	11:51:02.419
5 -	51.469	28.737	1:20.206	88.82	2.504	11:52:22.625
6 -	52.036	27.444	1:19.480	89.64	1.778	11:53:42.105
7 -	51.410	27.941	1:19.351	89.78	1.649	11:55:01.456
8 -	51.077	27.315	1:18.392 **(2)**	90.88	0.690	11:56:19.848
9 -	***50.670***	***27.032***	***1:17.702 (1)***	***91.69***		***11:57:37.550***

Weather / Track : Sunny / Dry

Donington Park National: 1.9790 miles
Date: 02/06/2024 Start: 11:45 Finish: 11:56

BMCRC - MRO Championships 2024 - Rnd 4 @ Donington National

L&W/BMCRC Rookie 600 & Rookie 1000

RACE 6 - SECTOR ANALYSIS

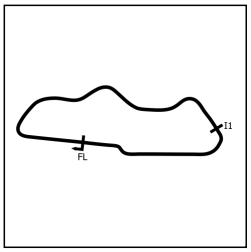

SECTOR 1 = FL to I1, SECTOR 2 = I1 to FL, DIFF = Difference To Personal Best Lap, P = Crossed Finish Line in Pit Lane, D = Time Disallowed

P17 511 600 William BARRETT Triumph DAYTONA 675 -

IDEAL LAP TIME : 1:18.036 BEST LAP TIME : 1:18.248 DIFFERENCE : 0.212

LAP	SECTOR 1	SECTOR 2	LAP TIME	MPH	DIFF	TIME OF DAY
1 -		28.236	1:47.675	66.16	29.427	11:47:10.241
2 -	53.188	29.145	1:22.333	86.53	4.085	11:48:32.574
3 -	52.145	28.230	1:20.375	88.64	2.127	11:49:52.949
4 -	51.669	27.995	1:19.664	89.43	1.416	11:51:12.613
5 -	51.325	27.996	1:19.321	89.82	1.073	11:52:31.934
6 -	51.028	27.675	1:18.703 (3)	90.52	0.455	11:53:50.637
7 -	51.140	***27.353***	1:18.493 (2)	90.76	0.245	11:55:09.130
8 -	***50.683***	27.565	***1:18.248 (1)***	***91.05***		***11:56:27.378***
9 -	52.758	27.639	1:20.397	88.61	2.149	11:57:47.775

P18 95 1000 Jack DRISCOLL Kawasaki ZX10R -

IDEAL LAP TIME : 1:20.748 BEST LAP TIME : 1:20.837 DIFFERENCE : 0.089

LAP	SECTOR 1	SECTOR 2	LAP TIME	MPH	DIFF	TIME OF DAY
1 -		***28.033***	1:26.151	82.69	5.314	11:46:48.717
2 -	53.195	28.567	1:21.762	87.13	0.925	11:48:10.479
3 -	53.128	28.473	1:21.601 (3)	87.31	0.764	11:49:32.080
4 -	***52.715***	28.122	***1:20.837 (1)***	***88.13***		***11:50:52.917***
5 -	59.078	30.243	1:29.321	79.76	8.484	11:52:22.238
6 -	52.814	28.274	1:21.088 (2)	87.86	0.251	11:53:43.326
7 -	52.875	29.347	1:22.222	86.65	1.385	11:55:05.548
8 -	52.976	28.698	1:21.674	87.23	0.837	11:56:27.222
9 -	54.919	28.534	1:23.453	85.37	2.616	11:57:50.675

P19 916 600 Adam FREWIN Yamaha R6 - Southern Steam Services Ltd

IDEAL LAP TIME : 1:18.993 BEST LAP TIME : 1:19.457 DIFFERENCE : 0.464

LAP	SECTOR 1	SECTOR 2	LAP TIME	MPH	DIFF	TIME OF DAY
1 -		27.776	1:45.304	67.65	25.847	11:47:07.870
2 -	52.775	***27.591***	1:20.366	88.65	0.909	11:48:28.236
3 -	***51.402***	28.109	1:19.511 (2)	89.60	0.054	11:49:47.747
4 -	51.737	27.720	***1:19.457 (1)***	***89.66***		***11:51:07.204***
5 -	51.643	27.993	1:19.636 (3)	89.46	0.179	11:52:26.840
6 -	51.823	28.229	1:20.052	89.00	0.595	11:53:46.892
7 -	52.565	28.987	1:21.552	87.36	2.095	11:55:08.444
8 -	52.465	28.726	1:21.191	87.75	1.734	11:56:29.635
9 -	53.097	28.506	1:21.603	87.30	2.146	11:57:51.238

P20 146 1000 Declan REES Aprilia RSV4 -

IDEAL LAP TIME : 1:21.034 BEST LAP TIME : 1:21.034 DIFFERENCE : 0.000

LAP	SECTOR 1	SECTOR 2	LAP TIME	MPH	DIFF	TIME OF DAY
1 -		28.962	1:27.641	81.29	6.607	11:46:50.207
2 -	52.622	28.686	1:21.308 (2)	87.62	0.274	11:48:11.515
3 -	52.627	29.161	1:21.788 (3)	87.11	0.754	11:49:33.303
4 -	***52.360***	***28.674***	***1:21.034 (1)***	***87.92***		***11:50:54.337***
5 -	52.738	29.142	1:21.880	87.01	0.846	11:52:16.217
6 -	53.789	29.351	1:23.140	85.69	2.106	11:53:39.357
7 -	53.929	29.554	1:23.483	85.34	2.449	11:55:02.840
8 -	54.486	29.742	1:24.228	84.58	3.194	11:56:27.068
9 -	56.153	29.733	1:25.886	82.95	4.852	11:57:52.954

Weather / Track : Sunny / Dry

Donington Park National: 1.9790 miles
Date: 02/06/2024 Start: 11:45 Finish: 11:56

BMCRC - MRO Championships 2024 - Rnd 4 @ Donington National

L&W/BMCRC Rookie 600 & Rookie 1000

RACE 6 - SECTOR ANALYSIS

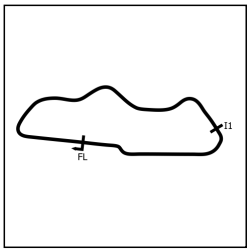

SECTOR 1 = FL to I1, SECTOR 2 = I1 to FL, DIFF = Difference To Personal Best Lap, P = Crossed Finish Line in Pit Lane, D = Time Disallowed

P21 28 600 Paul HOWDLE Yamaha R6 -

IDEAL LAP TIME : 1:19.399 BEST LAP TIME : 1:19.410 DIFFERENCE : 0.011

LAP	SECTOR 1	SECTOR 2	LAP TIME	MPH	DIFF	TIME OF DAY
1 -		28.406	1:48.114	65.89	28.704	11:47:10.680
2 -	53.224	29.428	1:22.652	86.20	3.242	11:48:33.332
3 -	53.259	***27.820***	1:21.079	87.87	1.669	11:49:54.411
4 -	***51.579***	27.831	***1:19.410*** **(1)**	***89.71***		***11:51:13.821***
5 -	51.783	28.038	1:19.821 **(2)**	89.25	0.411	11:52:33.642
6 -	52.092	***27.820***	1:19.912 **(3)**	89.15	0.502	11:53:53.554
7 -	52.451	28.118	1:20.569	88.42	1.159	11:55:14.123
8 -	52.289	27.853	1:20.142	88.90	0.732	11:56:34.265
9 -	52.690	27.835	1:20.525	88.47	1.115	11:57:54.790

P22 525 600 Andrew SEDDON Suzuki GSXR 600 - Marsh & Chalfont

IDEAL LAP TIME : 1:23.049 BEST LAP TIME : 1:23.118 DIFFERENCE : 0.069

LAP	SECTOR 1	SECTOR 2	LAP TIME	MPH	DIFF	TIME OF DAY
1 -		29.450	1:50.532	64.45	27.414	11:47:13.098
2 -	54.885	29.236	1:24.121	84.69	1.003	11:48:37.219
3 -	56.243	31.067	1:27.310	81.60	4.192	11:50:04.529
4 -	54.421	29.430	1:23.851	84.96	0.733	11:51:28.380
5 -	***54.340***	28.778	***1:23.118*** **(1)**	***85.71***		***11:52:51.498***
6 -	54.561	***28.709***	1:23.270 **(3)**	85.56	0.152	11:54:14.768
7 -	54.429	28.824	1:23.253 **(2)**	85.57	0.135	11:55:38.021
8 -	54.724	29.107	1:23.831	84.98	0.713	11:57:01.852

P23 29 1000 Luke MORGAN Suzuki GSXR 750 -

IDEAL LAP TIME : 1:28.689 BEST LAP TIME : 1:29.167 DIFFERENCE : 0.478

LAP	SECTOR 1	SECTOR 2	LAP TIME	MPH	DIFF	TIME OF DAY
1 -		32.403	1:38.209	72.54	9.042	11:47:00.775
2 -	1:00.529	31.945	1:32.474	77.04	3.307	11:48:33.249
3 -	1:00.038	31.717	1:31.755	77.64	2.588	11:50:05.004
4 -	***58.083***	31.084	***1:29.167*** **(1)**	***79.90***		***11:51:34.171***
5 -	58.339	31.593	1:29.932	79.22	0.765	11:53:04.103
6 -	58.102	31.225	1:29.327 **(2)**	79.75	0.160	11:54:33.430
7 -	59.267	31.815	1:31.082	78.22	1.915	11:56:04.512
8 -	58.991	***30.606***	1:29.597 **(3)**	79.51	0.430	11:57:34.109

P24 34 1000 Tony MANSFORD Aprilia RSV4 -

IDEAL LAP TIME : 1:28.924 BEST LAP TIME : 1:28.924 DIFFERENCE : 0.000

LAP	SECTOR 1	SECTOR 2	LAP TIME	MPH	DIFF	TIME OF DAY
1 -		32.597	1:37.650	72.96	8.726	11:47:00.216
2 -	1:00.432	32.248	1:32.680	76.87	3.756	11:48:32.896
3 -	1:00.139	32.843	1:32.982	76.62	4.058	11:50:05.878
4 -	58.397	31.246	1:29.643 **(2)**	79.47	0.719	11:51:35.521
5 -	58.487	31.716	1:30.203	78.98	1.279	11:53:05.724
6 -	***57.888***	***31.036***	***1:28.924*** **(1)**	***80.12***		***11:54:34.648***
7 -	58.390	31.402	1:29.792 **(3)**	79.34	0.868	11:56:04.440
8 -	58.840	31.456	1:30.296	78.90	1.372	11:57:34.736

P25 42 600 Sheridan GOATCHER Yamaha R6 -

IDEAL LAP TIME : 1:29.747 BEST LAP TIME : 1:30.090 DIFFERENCE : 0.343

LAP	SECTOR 1	SECTOR 2	LAP TIME	MPH	DIFF	TIME OF DAY
1 -		31.625	1:55.444	61.71	25.354	11:47:18.010
2 -	58.611	31.697	1:30.308 **(2)**	78.89	0.218	11:48:48.318
3 -	***58.409***	31.681	***1:30.090*** **(1)**	***79.08***		***11:50:18.408***
4 -	1:00.179	32.016	1:32.195	77.27	2.105	11:51:50.603
5 -	1:00.842	31.985	1:32.827	76.75	2.737	11:53:23.430
6 -	1:00.435	***31.338***	1:31.773	77.63	1.683	11:54:55.203
7 -	59.548	31.422	1:30.970 **(3)**	78.31	0.880	11:56:26.173
8 -	1:00.038	31.934	1:31.972	77.46	1.882	11:57:58.145

Weather / Track : Sunny / Dry

Donington Park National: 1.9790 miles
Date: 02/06/2024 Start: 11:45 Finish: 11:56

BMCRC - MRO Championships 2024 - Rnd 4 @ Donington National

L&W/BMCRC Rookie 600 & Rookie 1000

RACE 6 - BEST SECTORS

SECTOR 1				SECTOR 2			IDEAL / BEST COMPARISON					
POS	NO	NAME	TIME	NO	NAME	TIME	POS	NO	NAME	IDEAL	BEST	DIFF
									PERFECT LAP	1:14.511		
1	87	CHAMBERLAIN	48.462	85	WOOD	26.049	1	87	CHAMBERLAIN	1:14.609	1:14.668	0.059
2	812	WHITNEY	48.473	87	CHAMBERLAIN	26.147	2	812	WHITNEY	1:14.634	1:14.634	0.000
3	40	LORD	48.487	812	WHITNEY	26.161	3	40	LORD	1:14.781	1:15.512	0.731
4	16	AMER	48.896	153	HICKMOTT	26.214	4	85	WOOD	1:15.005	1:15.113	0.108
5	85	WOOD	48.956	40	LORD	26.294	5	153	HICKMOTT	1:15.294	1:15.797	0.503
6	75	TUFNALL	49.050	75	TUFNALL	26.365	6	75	TUFNALL	1:15.415	1:15.462	0.047
7	153	HICKMOTT	49.080	122	EGGINTON	26.565	7	16	AMER	1:15.873	1:15.873	0.000
8	888	ELLIOTT	49.554	911	BRASTOCK	26.814	8	122	EGGINTON	1:16.222	1:16.711	0.489
9	911	BRASTOCK	49.582	94	CANNONS	26.830	9	911	BRASTOCK	1:16.396	1:16.612	0.216
10	122	EGGINTON	49.657	243	GALLEZ	26.920	10	94	CANNONS	1:16.583	1:16.722	0.139
11	94	CANNONS	49.753	16	AMER	26.977	11	888	ELLIOTT	1:16.677	1:16.718	0.041
12	26	PRESTON	49.885	26	PRESTON	27.019	12	26	PRESTON	1:16.904	1:16.904	0.000
13	243	GALLEZ	50.452	138	COOMBS	27.032	13	243	GALLEZ	1:17.372	1:17.739	0.367
14	138	COOMBS	50.670	14	YIANNI	27.077	14	138	COOMBS	1:17.702	1:17.702	0.000
15	511	BARRETT	50.683	888	ELLIOTT	27.123	15	511	BARRETT	1:18.036	1:18.248	0.212
16	916	FREWIN	51.402	511	BARRETT	27.353	16	14	YIANNI	1:18.603	1:18.603	0.000
17	14	YIANNI	51.526	86	WELLS	27.513	17	916	FREWIN	1:18.993	1:19.457	0.464
18	28	HOWDLE	51.579	916	FREWIN	27.591	18	28	HOWDLE	1:19.399	1:19.410	0.011
19	86	WELLS	52.262	28	HOWDLE	27.820	19	86	WELLS	1:19.775	1:19.775	0.000
20	146	REES	52.360	95	DRISCOLL	28.033	20	95	DRISCOLL	1:20.748	1:20.837	0.089
21	95	DRISCOLL	52.715	146	REES	28.674	21	146	REES	1:21.034	1:21.034	0.000
22	525	SEDDON	54.340	525	SEDDON	28.709	22	525	SEDDON	1:23.049	1:23.118	0.069
23	34	MANSFORD	57.888	29	MORGAN	30.606	23	29	MORGAN	1:28.689	1:29.167	0.478
24	29	MORGAN	58.083	34	MANSFORD	31.036	24	34	MANSFORD	1:28.924	1:28.924	0.000
25	42	GOATCHER	58.409	42	GOATCHER	31.338	25	42	GOATCHER	1:29.747	1:30.090	0.343

Weather / Track : Sunny / Dry

Donington Park National: 1.9790 miles
Date: 02/06/2024 Start: 11:45 Finish: 11:56

Results can be found at www.tsl-timing.com

Printed - 12:01 Sunday, 02 June 2024

BMCRC - MRO Championships 2024 - Rnd 4 @ Donington National

L&W/BMCRC Rookie 600 & Rookie 1000

RACE 6 - STATISTICS

Competitors Started	25
Planned Start	2024-06-02 @ 11:05:00.000
Actual Start	2024-06-02 @ 11:45:22.566
Finish Time	2024-06-02 @ 11:56:46.450
Track Length	1.9790mi.
Total Laps	221
Total Distance Covered	437.3738mi.

Session Fastest Lap History

NO	CL	NAME	LAP TIME	TIME OF DAY	LAP	VEHICLE
812	1000	**Matthew WHITNEY**	**1:16.049**	11:47:57.553	2	
87	1000	**Dan CHAMBERLAIN**	**1:14.819**	11:47:58.933	2	Suzuki GSXR 750
87	1000	**Dan CHAMBERLAIN**	**1:14.668**	11:56:46.481	9	Suzuki GSXR 750
812	1000	**Matthew WHITNEY**	**1:14.634**	11:56:47.204	9	

Session Leader History

NO	CL	NAME	FROM LAP	LAPS LED	DISTANCE	VEHICLE
812	1000	**Matthew WHITNEY**	1	4	7.87 miles	
87	1000	**Dan CHAMBERLAIN**	5	5	9.89 miles	Suzuki GSXR 750

Flag History

TYPE	TIME OF DAY
GREEN	11:45:22.566
FINISH	11:56:46.450

Flag Statistics

TYPE	COUNT	TOTAL LAPS	TOTAL TIME
Green	1	9	12:45.537
Red	0	0	0.000
Safety Car	0	0	0.000
FCY	0	0	0.000

Weather / Track : Sunny / Dry

Donington Park National: 1.9790 miles
Date: 02/06/2024 Start: 11:45 Finish: 11:56

BMCRC - MRO Championships 2024 - Rnd 4 @ Donington National

L&W/BMCRC Rookie 600 & Rookie 1000

RACE 6 - STATISTICS

CLASS : 1000

10 Starters

Fastest Lap History

NO	NAME	LAP TIME	TIME OF DAY	LAP	VEHICLE
812	**Matthew WHITNEY**	**1:16.049**	11:47:57.553	2	
87	**Dan CHAMBERLAIN**	**1:14.819**	11:47:58.933	2	Suzuki GSXR 750
87	**Dan CHAMBERLAIN**	**1:14.668**	11:56:46.481	9	Suzuki GSXR 750
812	**Matthew WHITNEY**	**1:14.634**	11:56:47.204	9	

Leader History

NO	NAME	FROM LAP	LAPS LED	DISTANCE	VEHICLE
812	**Matthew WHITNEY**	1	4	7.87 miles	
87	**Dan CHAMBERLAIN**	5	5	9.89 miles	Suzuki GSXR 750

Weather / Track : Sunny / Dry

Donington Park National: 1.9790 miles
Date: 02/06/2024 Start: 11:45 Finish: 11:56

BMCRC - MRO Championships 2024 - Rnd 4 @ Donington National

L&W/BMCRC Rookie 600 & Rookie 1000

RACE 6 - STATISTICS

CLASS : 600

15 Starters

Fastest Lap History

NO	NAME	LAP TIME	TIME OF DAY	LAP	VEHICLE
153	**Aaron HICKMOTT**	**1:16.595**	11:48:18.682	2	Kawasaki ZX6R
153	**Aaron HICKMOTT**	**1:15.836**	11:49:34.518	3	Kawasaki ZX6R
75	**Alex TUFNALL**	**1:15.462**	11:53:26.331	6	Kawasaki 636

Leader History

NO	NAME	FROM LAP	LAPS LED	DISTANCE	VEHICLE
40	**James LORD**	1	1	1.94 miles	Triumph STREET TRIPPLE
153	**Aaron HICKMOTT**	2	6	11.87 miles	Kawasaki ZX6R
40	**James LORD**	8	2	3.95 miles	Triumph STREET TRIPPLE

Weather / Track : Sunny / Dry

Donington Park National: 1.9790 miles
Date: 02/06/2024 Start: 11:45 Finish: 11:56

BMCRC - MRO Championships 2024 - Rnd 4 @ Donington National

L&W/BMCRC Rookie 600 & Rookie 1000

RACE 17 - GRID (8 Laps)

ROW 12	1		35	379	Jack Cowley MASON	34	594	Sam GRAYSON
ROW 11	33	42	Sheridan GOATCHER 1:30.090	32	525	Andrew SEDDON 1:23.118	31	916 Adam FREWIN 1:19.457
ROW 10	30	28	Paul HOWDLE 1:19.410	29	511	William BARRETT 1:18.248	28	138 Paul COOMBS 1:17.702
ROW 9	27	26	Daniel PRESTON 1:16.904	26	94	Peter CANNONS 1:16.722	25	888 Kirt ELLIOTT 1:16.718
ROW 8	24	122	James EGGINTON 1:16.711	23	911	Tom BRASTOCK 1:16.612	22	16 Montague AMER 1:15.873
ROW 7	21	153	Aaron HICKMOTT 1:15.797	20	40	James LORD 1:15.512	19	75 Alex TUFNALL 1:15.462
ROW 6	18			17			16	
ROW 5	15	44	John SHAW	14	910	Michael JARVIS	13	101 David HINCH
ROW 4	12	175	Arlindo PESTANA	11	666	Nathan THOMPSON	10	29 Luke MORGAN 1:29.167
ROW 3	9	34	Tony MANSFORD 1:28.924	8	146	Declan REES 1:21.034	7	95 Jack DRISCOLL 1:20.837
ROW 2	6	86	Adam WELLS 1:19.775	5	14	Alex YIANNI 1:18.603	4	243 Tony Le GALLEZ 1:17.739
ROW 1	3	85	Ben WOOD 1:15.113	2	87	Dan CHAMBERLAIN 1:14.668	1	812 Matthew WHITNEY 1:14.634

Pole

These results are provisional until the conclusion of any judicial and technical matters.

Donington Park National: 1.9790 miles

Clerk Of Course:	Stewards:	Timekeeper: Craig Smith	

Results can be found at www.tsl-timing.com

Printed - 12:04 Sunday, 02 June 2024

BMCRC - MRO Championships 2024 - Rnd 4 @ Donington National

L&W/BMCRC Rookie 600 & Rookie 1000

RACE 17 - CLASSIFICATION

Race Distance: 8 Laps / 15.83 miles

POS	NO	CL	PIC	NAME	ENTRY	LAPS	TIME	GAP	DIFF	MPH	BEST	ON	GRD	↑↓
1	812	1000	1	Matthew WHITNEY	-	8	10:04.357			94.08	1:14.102	8	1	0
2	87	1000	2	Dan CHAMBERLAIN	Suzuki GSXR 750 -	8	10:04.932	0.575	0.575	93.99	1:14.551	8	2	0
3	85	1000	3	Ben WOOD	Yamaha R1 -	8	10:05.768	1.411	0.836	93.86	1:14.729	7	3	0
4	14	1000	4	Alex YIANNI	BMW S1000 RR - Airpack 2000 Racing/Almig Compressors	8	10:34.176	29.819	28.408	89.66	1:18.576	2	5	1
5	153	600	1	Aaron HICKMOTT	Kawasaki ZX6R - Me, Myself & I	8	10:34.363	30.006	0.187	89.63	1:15.884	7	18	13
6	243	1000	5	Tony Le GALLEZ	Kawasaki ZX10R - Guttersnipe	8	10:35.220	30.863	0.857	89.51	1:18.288	5	4	-2
7	40	600	2	James LORD	Triumph STREET TRIPPLE -	8	10:39.980	35.623	4.760	88.84	1:15.686	3	17	10
8	75	600	3	Alex TUFNALL	Kawasaki 636 -	8	10:40.328	35.971	0.348	88.79	1:16.362	8	16	8
9	94	600	4	Peter CANNONS	Kawazaki ZX6R -	8	10:42.769	38.412	2.441	88.46	1:16.638	8	23	14
10	911	600	5	Tom BRASTOCK	Suzuki GSXR 600 - My Pocket	8	10:43.380	39.023	0.611	88.37	1:16.291	7	20	10
11	26	600	6	Daniel PRESTON	Triumph 675R -	8	10:46.552	42.195	3.172	87.94	1:16.706	8	24	13
12	138	600	7	Paul COOMBS	Triumph 675R DAYTONA -	8	10:58.807	54.450	12.255	86.30	1:18.510	3	25	13
13	86	1000	6	Adam WELLS	Suzuki GSXR 1000 -	8	11:01.241	56.884	2.434	85.99	1:21.472	2	6	-7
14	146	1000	7	Declan REES	Aprilia RSV4 -	8	11:05.184	1:00.827	3.943	85.48	1:20.819	3	8	-6
15	28	600	8	Paul HOWDLE	Yamaha R6 -	8	11:08.204	1:03.847	3.020	85.09	1:19.111	8	27	12
16	888*	600	9	Kirt ELLIOTT	Yamaha R6 -	8	11:08.463	1:04.106	0.259	85.06	1:18.231	4	22	6
17	916	600	10	Adam FREWIN	Yamaha R6 - Southern Steam Services Ltd	8	11:13.965	1:09.608	5.502	84.36	1:19.651	4	28	11
18	511*	600	11	William BARRETT	Triumph DAYTONA 675 -	8	11:17.196	1:12.839	3.231	83.96	1:19.583	7	26	8
19	95	1000	8	Jack DRISCOLL	Kawasaki ZX10R -	8	11:17.421	1:13.064	0.225	83.93	1:20.860	4	7	-12
20	525	600	12	Andrew SEDDON	Suzuki GSXR 600 - Marsh & Chalfont	7	10:13.894	1 Lap	1 Lap	81.01	1:23.068	2	29	9
21	29	1000	9	Luke MORGAN	Suzuki GSXR 750 -	7	10:38.238	1 Lap	24.344	77.92	1:29.301	7	10	-11
22	34	1000	10	Tony MANSFORD	Aprilia RSV4 -	7	10:43.490	1 Lap	5.252	77.29	1:30.099	6	9	-13

NOT CLASSIFIED

DNF	122	600		James EGGINTON	Kawasaki ZX6R - Advance Computer Services - www.ACS.c	0							21	

FASTEST LAP

812	1000	Matthew WHITNEY	-	8	1:14.102	96.14 mph	154.73 kph
40	600	James LORD	Triumph STREET TRIPPLE -	3	1:15.686	94.13 mph	151.49 kph

Comments:
*** No. 511 & 888 - 10 second penalty - yellow flag infringement**
Class 1000 - 92.5% of Race Speed = 87.02 mph
Class 600 - 92.5% of Race Speed = 82.90 mph

Weather / Track : Sunny / Dry
These results are provisional until the conclusion of any judicial and technical matters.

Date: 02/06/2024 Start: 15:46 Finish: 15:56
Donington Park National: 1.9790 miles

Clerk Of Course:	Stewards:	Timekeeper: Craig Smith	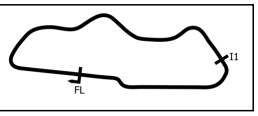

Results can be found at www.tsl-timing.com

Printed - 16:00 Sunday, 02 June 2024

BMCRC - MRO Championships 2024 - Rnd 4 @ Donington National

L&W/BMCRC Rookie 600 & Rookie 1000

RACE 17 - LAP CHART

LAP 1 @ 15:47:56.554

NO	BEHIND	LAP TIME
812		1:18.502
87	0.305	1:18.807
85	0.474	1:18.976
14	3.009	1:21.511
243	3.921	1:22.423
86	7.491	1:25.993
146	8.133	1:26.635
95	8.273	1:26.775
29	17.198	1:35.700
34	18.096	1:36.598
153	20.562	1:39.064
40	21.453	1:39.955
75	21.530	1:40.032
94	23.539	1:42.041
911	23.756	1:42.258
888	23.891	1:42.393
26	25.227	1:43.729
138	26.215	1:44.717
28	27.329	1:45.831
511	28.594	1:47.096
916	28.915	1:47.417
525	30.913	1:49.415

LAP 2 @ 15:49:11.724

NO	BEHIND	LAP TIME
812		1:15.170
87	0.634	1:15.499
85	0.710	1:15.406
14	6.415	1:18.576
243	7.687	1:18.936
86	13.793	1:21.472
146	14.330	1:21.367
95	14.684	1:21.581
153	21.605	1:16.213
40	22.422	1:16.139
75	23.780	1:17.420
911	27.667	1:19.081
94	27.760	1:19.391
888	29.196	1:20.475
26	29.859	1:19.802
138	31.047	1:20.002
511	33.537	1:20.113
29	33.609	1:31.581
28	34.332	1:22.173
916	34.729	1:20.984
34	35.127	1:32.201
525	38.811	1:23.068

LAP 3 @ 15:50:26.747

NO	BEHIND	LAP TIME
812		1:15.023
87	0.341	1:14.730
85	0.559	1:14.872
14	10.382	1:18.990
243	11.241	1:18.577
146	20.126	1:20.819
86	20.496	1:21.726
95	20.970	1:21.309
153	22.777	1:16.195
40	23.085	1:15.686
75	25.817	1:17.060
94	29.445	1:16.708
911	29.984	1:17.340
26	32.031	1:17.195
888	32.663	1:18.490
138	34.534	1:18.510
511	39.267	1:20.753
28	40.142	1:20.833
916	40.885	1:21.179
29	49.014	1:30.428
525	49.874	1:26.086
34	51.048	1:30.944

LAP 4 @ 15:51:42.022

NO	BEHIND	LAP TIME
812		1:15.275
87	0.133	1:15.067
85	0.645	1:15.361
14	13.715	1:18.608
243	14.600	1:18.634
153	23.825	1:16.323
40	24.226	1:16.416
146	25.712	1:20.861
95	26.555	1:20.860
86	27.175	1:21.954
75	27.559	1:17.017
911	31.134	1:16.425
94	31.233	1:17.063
26	33.968	1:17.212
888	35.619	1:18.231
138	37.849	1:18.590
511	43.646	1:19.654
28	44.726	1:19.859
916	45.261	1:19.651
525	58.881	1:24.282
29	1:04.341	1:30.602
34	1:06.461	1:30.688

LAP 5 @ 15:52:57.433

NO	BEHIND	LAP TIME
87		1:15.278
812	0.118	1:15.529
85	0.298	1:15.064
14	16.890	1:18.586
243	17.477	1:18.288
153	25.485	1:17.071
40	31.427	1:22.612
75	31.515	1:19.367
95	32.013	1:20.869
146	33.007	1:22.706
911	33.105	1:17.382
94	33.200	1:17.378
86	33.679	1:21.915
26	35.439	1:16.882
888	39.083	1:18.875
138	42.013	1:19.575
511	48.083	1:19.848
28	49.105	1:19.790
916	49.821	1:19.971
525	1:06.903	1:23.433

LAP 6 @ 15:54:13.367

NO	BEHIND	LAP TIME
812		1:15.816
87	0.239	1:16.173
85	0.617	1:16.253
29	1 Lap	1:30.404
34	1 Lap	1:32.021
14	19.924	1:18.968
243	20.241	1:18.698
153	26.093	1:16.542
40	31.591	1:16.098
75	32.063	1:16.482
94	34.166	1:16.900
911	35.055	1:17.884
26	37.812	1:18.307
86	40.617	1:22.872
146	41.402	1:24.329
888	42.548	1:19.399
138	45.105	1:19.026
511	52.506	1:20.357
28	53.895	1:20.724
916	54.048	1:20.161
95	58.887	1:42.808

LAP 7 @ 15:55:28.307

NO	BEHIND	LAP TIME
812		1:14.940
87	0.126	1:14.827
525	1 Lap	1:24.131
85	0.406	1:14.729
29	1 Lap	1:30.222
34	1 Lap	1:30.099
14	24.107	1:19.123
243	24.249	1:18.948
153	27.037	1:15.884
40	32.631	1:15.980
75	33.711	1:16.588
94	35.876	1:16.650
911	36.406	1:16.291
26	39.591	1:16.719
86	47.645	1:21.968
888	48.631	1:21.023
138	49.444	1:19.279
146	50.787	1:24.325
511	57.149	1:19.583
28	58.838	1:19.883
916	1:00.374	1:21.266
95	1:05.119	1:21.172

LAP 8 @ 15:56:42.409

NO	BEHIND	LAP TIME
812		1:14.102
87	0.575	1:14.551
85	1.411	1:15.107
525	1 Lap	1:23.479
14	29.819	1:19.814
153	30.006	1:17.071
243	30.863	1:20.716
29	1 Lap	1:29.301
40	35.623	1:17.094
75	35.971	1:16.362
94	38.412	1:16.638
911	39.023	1:16.719
34	1 Lap	1:30.939
26	42.195	1:16.706
888	54.106	1:19.577
138	54.450	1:19.108
86	56.884	1:23.341
146	1:00.827	1:24.142
511	1:02.839	1:19.792
28	1:03.847	1:19.111
916	1:09.608	1:23.336
95	1:13.064	1:22.047

Weather / Track : Sunny / Dry

Donington Park National: 1.9790 miles
Date: 02/06/2024 Start: 15:46 Finish: 15:56

Results can be found at www.tsl-timing.com

Printed - 16:00 Sunday, 02 June 2024

BMCRC - MRO Championships 2024 - Rnd 4 @ Donington National

L&W/BMCRC Rookie 600 & Rookie 1000

RACE 17 - POSITION CHART

		Lap	1	2	3	4	5	6	7	8
No	Name	Pos								
812	WHITNEY	1	812	812	812	812	87	812	812	812
87	CHAMBERLAIN	2	87	87	87	87	812	87	87	87
85	WOOD	3	85	85	85	85	85	85	85	85
243	GALLEZ	4	14	14	14	14	14	14	14	14
14	YIANNI	5	243	243	243	243	243	243	243	153
86	WELLS	6	86	86	146	153	153	153	153	243
95	DRISCOLL	7	146	146	86	40	40	40	40	40
146	REES	8	95	95	95	146	75	75	75	75
34	MANSFORD	9	29	153	153	95	95	94	94	94
29	MORGAN	10	34	40	40	86	146	911	911	911
75	TUFNALL	11	153	75	75	75	911	26	26	26
40	LORD	12	40	911	94	911	94	86	86	888
153	HICKMOTT	13	75	94	911	94	86	146	888	138
911	BRASTOCK	14	94	888	26	26	26	888	138	86
122	EGGINTON	15	911	26	888	888	888	138	146	146
888	ELLIOTT	16	888	138	138	138	138	511	511	511
94	CANNONS	17	26	511	511	511	511	28	28	28
26	PRESTON	18	138	29	28	28	28	916	916	916
138	COOMBS	19	28	28	916	916	916	95	95	95
511	BARRETT	20	511	916	29	525	525	525	525	
28	HOWDLE	21	916	34	525	29	29	29	29	
916	FREWIN	22	525	525	34	34	34	34	34	
525	SEDDON	23								

Weather / Track : Sunny / Dry

Donington Park National: 1.9790 miles
Date: 02/06/2024 Start: 15:46 Finish: 15:56

Results can be found at www.tsl-timing.com

Printed - 16:00 Sunday, 02 June 2024

BMCRC - MRO Championships 2024 - Rnd 4 @ Donington National

L&W/BMCRC Rookie 600 & Rookie 1000

RACE 17 - SECTOR ANALYSIS

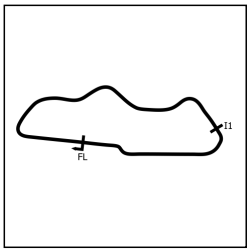

SECTOR 1 = FL to I1, SECTOR 2 = I1 to FL, DIFF = Difference To Personal Best Lap, P = Crossed Finish Line in Pit Lane, D = Time Disallowed

P1 812 1000 Matthew WHITNEY -

IDEAL LAP TIME : 1:14.102 BEST LAP TIME : 1:14.102 DIFFERENCE : 0.000

LAP	SECTOR 1	SECTOR 2	LAP TIME	MPH	DIFF	TIME OF DAY
1 -		26.332	1:18.502	90.75	4.400	15:47:56.554
2 -	49.045	26.125	1:15.170	94.78	1.068	15:49:11.724
3 -	48.584	26.439	1:15.023 (3)	94.96	0.921	15:50:26.747
4 -	49.019	26.256	1:15.275	94.64	1.173	15:51:42.022
5 -	48.866	26.663	1:15.529	94.32	1.427	15:52:57.551
6 -	49.239	26.577	1:15.816	93.97	1.714	15:54:13.367
7 -	48.619	26.321	1:14.940 (2)	95.07	0.838	15:55:28.307
8 -	***48.297***	***25.805***	***1:14.102 (1)***	***96.14***		***15:56:42.409***

P2 87 1000 Dan CHAMBERLAIN Suzuki GSXR 750 -

IDEAL LAP TIME : 1:14.204 BEST LAP TIME : 1:14.551 DIFFERENCE : 0.347

LAP	SECTOR 1	SECTOR 2	LAP TIME	MPH	DIFF	TIME OF DAY
1 -		26.377	1:18.807	90.40	4.256	15:47:56.859
2 -	49.124	26.375	1:15.499	94.36	0.948	15:49:12.358
3 -	***48.242***	26.488	1:14.730 (2)	95.33	0.179	15:50:27.088
4 -	48.922	26.145	1:15.067	94.91	0.516	15:51:42.155
5 -	49.039	26.239	1:15.278	94.64	0.727	15:52:57.433
6 -	49.682	26.491	1:16.173	93.53	1.622	15:54:13.606
7 -	48.666	26.161	1:14.827 (3)	95.21	0.276	15:55:28.433
8 -	48.589	***25.962***	***1:14.551 (1)***	***95.56***		***15:56:42.984***

P3 85 1000 Ben WOOD Yamaha R1 -

IDEAL LAP TIME : 1:14.528 BEST LAP TIME : 1:14.729 DIFFERENCE : 0.201

LAP	SECTOR 1	SECTOR 2	LAP TIME	MPH	DIFF	TIME OF DAY
1 -		26.006	1:18.976	90.21	4.247	15:47:57.028
2 -	49.340	26.066	1:15.406	94.48	0.677	15:49:12.434
3 -	49.053	***25.819***	1:14.872 (2)	95.15	0.143	15:50:27.306
4 -	49.278	26.083	1:15.361	94.54	0.632	15:51:42.667
5 -	48.995	26.069	1:15.064 (3)	94.91	0.335	15:52:57.731
6 -	49.698	26.555	1:16.253	93.43	1.524	15:54:13.984
7 -	***48.709***	26.020	***1:14.729 (1)***	***95.33***		***15:55:28.713***
8 -	48.971	26.136	1:15.107	94.85	0.378	15:56:43.820

P4 14 1000 Alex YIANNI BMW S1000 RR - Airpack 2000 Racing/Almig Compressors

IDEAL LAP TIME : 1:18.330 BEST LAP TIME : 1:18.576 DIFFERENCE : 0.246

LAP	SECTOR 1	SECTOR 2	LAP TIME	MPH	DIFF	TIME OF DAY
1 -		***26.825***	1:21.511	87.40	2.935	15:47:59.563
2 -	51.540	27.036	***1:18.576 (1)***	***90.67***		***15:49:18.139***
3 -	51.891	27.099	1:18.990	90.19	0.414	15:50:37.129
4 -	51.759	26.849	1:18.608 (3)	90.63	0.032	15:51:55.737
5 -	***51.505***	27.081	1:18.586 (2)	90.66	0.010	15:53:14.323
6 -	51.656	27.312	1:18.968	90.22	0.392	15:54:33.291
7 -	51.648	27.475	1:19.123	90.04	0.547	15:55:52.414
8 -	52.720	27.094	1:19.814	89.26	1.238	15:57:12.228

P5 153 600 Aaron HICKMOTT Kawasaki ZX6R - Me, Myself & I

IDEAL LAP TIME : 1:15.874 BEST LAP TIME : 1:15.884 DIFFERENCE : 0.010

LAP	SECTOR 1	SECTOR 2	LAP TIME	MPH	DIFF	TIME OF DAY
1 -		26.611	1:39.064	71.91	23.180	15:48:17.116
2 -	49.503	26.710	1:16.213 (3)	93.48	0.329	15:49:33.329
3 -	49.605	***26.590***	1:16.195 (2)	93.50	0.311	15:50:49.524
4 -	49.489	26.834	1:16.323	93.34	0.439	15:52:05.847
5 -	49.611	27.460	1:17.071	92.44	1.187	15:53:22.918
6 -	49.828	26.714	1:16.542	93.08	0.658	15:54:39.460
7 -	***49.284***	26.600	***1:15.884 (1)***	***93.88***		***15:55:55.344***
8 -	50.063	27.008	1:17.071	92.44	1.187	15:57:12.415

Weather / Track : Sunny / Dry

Donington Park National: 1.9790 miles
Date: 02/06/2024 Start: 15:46 Finish: 15:56

BMCRC - MRO Championships 2024 - Rnd 4 @ Donington National

L&W/BMCRC Rookie 600 & Rookie 1000

RACE 17 - SECTOR ANALYSIS

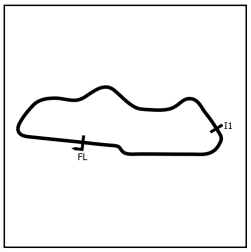

SECTOR 1 = FL to I1, SECTOR 2 = I1 to FL, DIFF = Difference To Personal Best Lap, P = Crossed Finish Line in Pit Lane, D = Time Disallowed

P6 243 1000 Tony Le GALLEZ Kawasaki ZX10R - Guttersnipe

IDEAL LAP TIME : 1:18.095 BEST LAP TIME : 1:18.288 DIFFERENCE : 0.193

LAP	SECTOR 1	SECTOR 2	LAP TIME	MPH	DIFF	TIME OF DAY
1 -		27.263	1:22.423	86.43	4.135	15:48:00.475
2 -	51.139	27.797	1:18.936	90.25	0.648	15:49:19.411
3 -	51.119	27.458	1:18.577 (2)	90.67	0.289	15:50:37.988
4 -	51.278	27.356	1:18.634 (3)	90.60	0.346	15:51:56.622
5 -	***50.938***	27.350	***1:18.288 (1)***	***91.00***		***15:53:14.910***
6 -	51.541	***27.157***	1:18.698	90.53	0.410	15:54:33.608
7 -	51.729	27.219	1:18.948	90.24	0.660	15:55:52.556
8 -	53.349	27.367	1:20.716	88.26	2.428	15:57:13.272

P7 40 600 James LORD Triumph STREET TRIPPLE -

IDEAL LAP TIME : 1:15.558 BEST LAP TIME : 1:15.686 DIFFERENCE : 0.128

LAP	SECTOR 1	SECTOR 2	LAP TIME	MPH	DIFF	TIME OF DAY
1 -		27.259	1:39.955	71.27	24.269	15:48:18.007
2 -	49.445	***26.694***	1:16.139	93.57	0.453	15:49:34.146
3 -	48.918	26.768	***1:15.686 (1)***	***94.13***		***15:50:49.832***
4 -	49.232	27.184	1:16.416	93.23	0.730	15:52:06.248
5 -	48.925	33.687	1:22.612	86.24	6.926	15:53:28.860
6 -	48.962	27.136	1:16.098 (3)	93.62	0.412	15:54:44.958
7 -	***48.864***	27.116	1:15.980 (2)	93.76	0.294	15:56:00.938
8 -	49.530	27.564	1:17.094	92.41	1.408	15:57:18.032

P8 75 600 Alex TUFNALL Kawasaki 636 -

IDEAL LAP TIME : 1:15.407 BEST LAP TIME : 1:16.362 DIFFERENCE : 0.955

LAP	SECTOR 1	SECTOR 2	LAP TIME	MPH	DIFF	TIME OF DAY
1 -		26.894	1:40.032	71.22	23.670	15:48:18.084
2 -	50.527	26.893	1:17.420	92.02	1.058	15:49:35.504
3 -	50.139	26.921	1:17.060	92.45	0.698	15:50:52.564
4 -	50.403	***26.614***	1:17.017	92.50	0.655	15:52:09.581
5 -	51.327	28.040	1:19.367	89.76	3.005	15:53:28.948
6 -	49.573	26.909	1:16.482 (2)	93.15	0.120	15:54:45.430
7 -	***48.793***	27.795	1:16.588 (3)	93.02	0.226	15:56:02.018
8 -	49.354	27.008	***1:16.362 (1)***	***93.30***		***15:57:18.380***

P9 94 600 Peter CANNONS Kawazaki ZX6R -

IDEAL LAP TIME : 1:16.253 BEST LAP TIME : 1:16.638 DIFFERENCE : 0.385

LAP	SECTOR 1	SECTOR 2	LAP TIME	MPH	DIFF	TIME OF DAY
1 -		27.407	1:42.041	69.82	25.403	15:48:20.093
2 -	51.658	27.733	1:19.391	89.74	2.753	15:49:39.484
3 -	49.673	***27.035***	1:16.708 (3)	92.88	0.070	15:50:56.192
4 -	49.673	27.390	1:17.063	92.45	0.425	15:52:13.255
5 -	49.727	27.651	1:17.378	92.07	0.740	15:53:30.633
6 -	49.831	27.069	1:16.900	92.64	0.262	15:54:47.533
7 -	49.487	27.163	1:16.650 (2)	92.95	0.012	15:56:04.183
8 -	***49.218***	27.420	***1:16.638 (1)***	***92.96***		***15:57:20.821***

P10 911 600 Tom BRASTOCK Suzuki GSXR 600 - My Pocket

IDEAL LAP TIME : 1:15.980 BEST LAP TIME : 1:16.291 DIFFERENCE : 0.311

LAP	SECTOR 1	SECTOR 2	LAP TIME	MPH	DIFF	TIME OF DAY
1 -		27.950	1:42.258	69.67	25.967	15:48:20.310
2 -	51.723	27.358	1:19.081	90.09	2.790	15:49:39.391
3 -	50.384	26.956	1:17.340	92.12	1.049	15:50:56.731
4 -	49.409	27.016	1:16.425 (2)	93.22	0.134	15:52:13.156
5 -	50.055	27.327	1:17.382	92.07	1.091	15:53:30.538
6 -	50.868	27.016	1:17.884	91.47	1.593	15:54:48.422
7 -	49.458	***26.833***	***1:16.291 (1)***	***93.38***		***15:56:04.713***
8 -	***49.147***	27.572	1:16.719 (3)	92.86	0.428	15:57:21.432

Weather / Track : Sunny / Dry

Donington Park National: 1.9790 miles
Date: 02/06/2024 Start: 15:46 Finish: 15:56

BMCRC - MRO Championships 2024 - Rnd 4 @ Donington National

L&W/BMCRC Rookie 600 & Rookie 1000

RACE 17 - SECTOR ANALYSIS

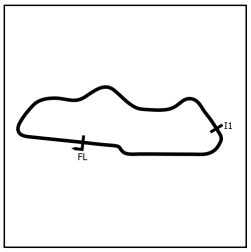

SECTOR 1 = FL to I1, SECTOR 2 = I1 to FL, DIFF = Difference To Personal Best Lap, P = Crossed Finish Line in Pit Lane, D = Time Disallowed

P11 26 600 Daniel PRESTON Triumph 675R -

IDEAL LAP TIME : 1:16.554 BEST LAP TIME : 1:16.706 DIFFERENCE : 0.152

LAP	SECTOR 1	SECTOR 2	LAP TIME	MPH	DIFF	TIME OF DAY
1 -		27.400	1:43.729	68.68	27.023	15:48:21.781
2 -	51.694	28.108	1:19.802	89.27	3.096	15:49:41.583
3 -	50.129	27.066	1:17.195	92.29	0.489	15:50:58.778
4 -	49.954	27.258	1:17.212	92.27	0.506	15:52:15.990
5 -	50.018	***26.864***	1:16.882 **(3)**	92.66	0.176	15:53:32.872
6 -	50.981	27.326	1:18.307	90.98	1.601	15:54:51.179
7 -	49.762	26.957	1:16.719 **(2)**	92.86	0.013	15:56:07.898
8 -	***49.690***	27.016	***1:16.706*** **(1)**	***92.88***		***15:57:24.604***

P12 138 600 Paul COOMBS Triumph 675R DAYTONA -

IDEAL LAP TIME : 1:18.239 BEST LAP TIME : 1:18.510 DIFFERENCE : 0.271

LAP	SECTOR 1	SECTOR 2	LAP TIME	MPH	DIFF	TIME OF DAY
1 -		27.737	1:44.717	68.03	26.207	15:48:22.769
2 -	51.912	28.090	1:20.002	89.05	1.492	15:49:42.771
3 -	51.237	27.273	***1:18.510*** **(1)**	***90.74***		***15:51:01.281***
4 -	51.210	27.380	1:18.590 **(2)**	90.65	0.080	15:52:19.871
5 -	51.834	27.741	1:19.575	89.53	1.065	15:53:39.446
6 -	***51.187***	27.839	1:19.026 **(3)**	90.15	0.516	15:54:58.472
7 -	51.391	27.888	1:19.279	89.86	0.769	15:56:17.751
8 -	52.056	***27.052***	1:19.108	90.06	0.598	15:57:36.859

P13 86 1000 Adam WELLS Suzuki GSXR 1000 -

IDEAL LAP TIME : 1:20.811 BEST LAP TIME : 1:21.472 DIFFERENCE : 0.661

LAP	SECTOR 1	SECTOR 2	LAP TIME	MPH	DIFF	TIME OF DAY
1 -		***27.738***	1:25.993	82.85	4.521	15:48:04.045
2 -	53.119	28.353	***1:21.472*** **(1)**	***87.44***		***15:49:25.517***
3 -	53.489	28.237	1:21.726 **(2)**	87.17	0.254	15:50:47.243
4 -	54.019	27.935	1:21.954	86.93	0.482	15:52:09.197
5 -	***53.073***	28.842	1:21.915 **(3)**	86.97	0.443	15:53:31.112
6 -	53.907	28.965	1:22.872	85.97	1.400	15:54:53.984
7 -	53.405	28.563	1:21.968	86.91	0.496	15:56:15.952
8 -	54.537	28.804	1:23.341	85.48	1.869	15:57:39.293

P14 146 1000 Declan REES Aprilia RSV4 -

IDEAL LAP TIME : 1:20.711 BEST LAP TIME : 1:20.819 DIFFERENCE : 0.108

LAP	SECTOR 1	SECTOR 2	LAP TIME	MPH	DIFF	TIME OF DAY
1 -		28.997	1:26.635	82.23	5.816	15:48:04.687
2 -	52.755	***28.612***	1:21.367 **(3)**	87.56	0.548	15:49:26.054
3 -	52.189	28.630	***1:20.819*** **(1)**	***88.15***		***15:50:46.873***
4 -	***52.099***	28.762	1:20.861 **(2)**	88.10	0.042	15:52:07.734
5 -	53.106	29.600	1:22.706	86.14	1.887	15:53:30.440
6 -	53.938	30.391	1:24.329	84.48	3.510	15:54:54.769
7 -	54.661	29.664	1:24.325	84.49	3.506	15:56:19.094
8 -	54.303	29.839	1:24.142	84.67	3.323	15:57:43.236

P15 28 600 Paul HOWDLE Yamaha R6 -

IDEAL LAP TIME : 1:19.016 BEST LAP TIME : 1:19.111 DIFFERENCE : 0.095

LAP	SECTOR 1	SECTOR 2	LAP TIME	MPH	DIFF	TIME OF DAY
1 -		27.899	1:45.831	67.32	26.720	15:48:23.883
2 -	52.776	29.397	1:22.173	86.70	3.062	15:49:46.056
3 -	53.100	27.733	1:20.833	88.14	1.722	15:51:06.889
4 -	51.974	27.885	1:19.859 **(3)**	89.21	0.748	15:52:26.748
5 -	51.745	28.045	1:19.790 **(2)**	89.29	0.679	15:53:46.538
6 -	52.079	28.645	1:20.724	88.25	1.613	15:55:07.262
7 -	52.193	***27.690***	1:19.883	89.18	0.772	15:56:27.145
8 -	***51.326***	27.785	***1:19.111*** **(1)**	***90.05***		***15:57:46.256***

Weather / Track : Sunny / Dry

Donington Park National: 1.9790 miles
Date: 02/06/2024 Start: 15:46 Finish: 15:56

BMCRC - MRO Championships 2024 - Rnd 4 @ Donington National

L&W/BMCRC Rookie 600 & Rookie 1000

RACE 17 - SECTOR ANALYSIS

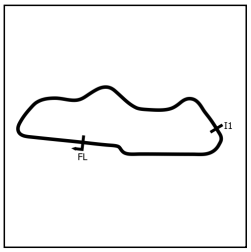

SECTOR 1 = FL to I1, SECTOR 2 = I1 to FL, DIFF = Difference To Personal Best Lap, P = Crossed Finish Line in Pit Lane, D = Time Disallowed

P16 888 600 Kirt ELLIOTT Yamaha R6 -

IDEAL LAP TIME : 1:18.107 BEST LAP TIME : 1:18.231 DIFFERENCE : 0.124

LAP	SECTOR 1	SECTOR 2	LAP TIME	MPH	DIFF	TIME OF DAY
1 -		***27.128***	1:42.393	69.58	24.162	15:48:20.445
2 -	52.635	27.840	1:20.475	88.53	2.244	15:49:40.920
3 -	51.199	27.291	1:18.490 **(2)**	90.77	0.259	15:50:59.410
4 -	***50.979***	27.252	***1:18.231*** **(1)**	***91.07***		***15:52:17.641***
5 -	51.178	27.697	1:18.875 **(3)**	90.32	0.644	15:53:36.516
6 -	51.438	27.961	1:19.399	89.73	1.168	15:54:55.915
7 -	53.398	27.625	1:21.023	87.93	2.792	15:56:16.938
8 -	51.642	27.935	1:19.577	89.53	1.346	15:57:36.515

P17 916 600 Adam FREWIN Yamaha R6 - Southern Steam Services Ltd

IDEAL LAP TIME : 1:19.430 BEST LAP TIME : 1:19.651 DIFFERENCE : 0.221

LAP	SECTOR 1	SECTOR 2	LAP TIME	MPH	DIFF	TIME OF DAY
1 -		29.025	1:47.417	66.32	27.766	15:48:25.469
2 -	52.138	28.846	1:20.984	87.97	1.333	15:49:46.453
3 -	53.111	28.068	1:21.179	87.76	1.528	15:51:07.632
4 -	51.796	***27.855***	***1:19.651*** **(1)**	***89.44***		***15:52:27.283***
5 -	51.770	28.201	1:19.971 **(2)**	89.09	0.320	15:53:47.254
6 -	***51.575***	28.586	1:20.161 **(3)**	88.87	0.510	15:55:07.415
7 -	51.722	29.544	1:21.266	87.67	1.615	15:56:28.681
8 -	52.735	30.601	1:23.336	85.49	3.685	15:57:52.017

P18 511 600 William BARRETT Triumph DAYTONA 675 -

IDEAL LAP TIME : 1:19.348 BEST LAP TIME : 1:19.583 DIFFERENCE : 0.235

LAP	SECTOR 1	SECTOR 2	LAP TIME	MPH	DIFF	TIME OF DAY
1 -		28.338	1:47.096	66.52	27.513	15:48:25.148
2 -	***51.785***	28.328	1:20.113	88.93	0.530	15:49:45.261
3 -	52.648	28.105	1:20.753	88.22	1.170	15:51:06.014
4 -	52.091	***27.563***	1:19.654 **(2)**	89.44	0.071	15:52:25.668
5 -	52.160	27.688	1:19.848	89.22	0.265	15:53:45.516
6 -	52.169	28.188	1:20.357	88.66	0.774	15:55:05.873
7 -	51.880	27.703	***1:19.583*** **(1)**	***89.52***		***15:56:25.456***
8 -	52.217	27.575	1:19.792 **(3)**	89.29	0.209	15:57:45.248

P19 95 1000 Jack DRISCOLL Kawasaki ZX10R -

IDEAL LAP TIME : 1:19.644 BEST LAP TIME : 1:20.860 DIFFERENCE : 1.216

LAP	SECTOR 1	SECTOR 2	LAP TIME	MPH	DIFF	TIME OF DAY
1 -		28.459	1:26.775	82.10	5.915	15:48:04.827
2 -	52.853	28.728	1:21.581	87.33	0.721	15:49:26.408
3 -	52.711	28.598	1:21.309	87.62	0.449	15:50:47.717
4 -	52.875	***27.985***	***1:20.860*** **(1)**	***88.11***		***15:52:08.577***
5 -	52.338	28.531	1:20.869 **(2)**	88.10	0.009	15:53:29.446
6 -	***51.659***	51.149	1:42.808	69.30	21.948	15:55:12.254
7 -	52.698	28.474	1:21.172 **(3)**	87.77	0.312	15:56:33.426
8 -	53.298	28.749	1:22.047	86.83	1.187	15:57:55.473

P20 525 600 Andrew SEDDON Suzuki GSXR 600 - Marsh & Chalfont

IDEAL LAP TIME : 1:22.859 BEST LAP TIME : 1:23.068 DIFFERENCE : 0.209

LAP	SECTOR 1	SECTOR 2	LAP TIME	MPH	DIFF	TIME OF DAY
1 -		29.080	1:49.415	65.11	26.347	15:48:27.467
2 -	54.630	***28.438***	***1:23.068*** **(1)**	***85.76***		***15:49:50.535***
3 -	55.981	30.105	1:26.086	82.76	3.018	15:51:16.621
4 -	55.612	28.670	1:24.282	84.53	1.214	15:52:40.903
5 -	54.615	28.818	1:23.433 **(2)**	85.39	0.365	15:54:04.336
6 -	55.241	28.890	1:24.131	84.68	1.063	15:55:28.467
7 -	***54.421***	29.058	1:23.479 **(3)**	85.34	0.411	15:56:51.946

BMCRC - MRO Championships 2024 - Rnd 4 @ Donington National

L&W/BMCRC Rookie 600 & Rookie 1000

RACE 17 - SECTOR ANALYSIS

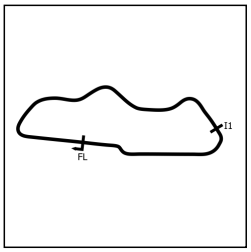

SECTOR 1 = FL to I1, SECTOR 2 = I1 to FL, DIFF = Difference To Personal Best Lap, P = Crossed Finish Line in Pit Lane, D = Time Disallowed

P21 29 1000 Luke MORGAN Suzuki GSXR 750 -

IDEAL LAP TIME : 1:29.301 BEST LAP TIME : 1:29.301 DIFFERENCE : 0.000

LAP	SECTOR 1	SECTOR 2	LAP TIME	MPH	DIFF	TIME OF DAY
1 -		31.553	1:35.700	74.44	6.399	15:48:13.752
2 -	59.912	31.669	1:31.581	77.79	2.280	15:49:45.333
3 -	58.800	31.628	1:30.428	78.78	1.127	15:51:15.761
4 -	59.177	31.425	1:30.602	78.63	1.301	15:52:46.363
5 -	59.383	31.021	1:30.404 **(3)**	78.80	1.103	15:54:16.767
6 -	58.742	31.480	1:30.222 **(2)**	78.96	0.921	15:55:46.989
7 -	***58.574***	***30.727***	***1:29.301*** **(1)**	***79.78***		***15:57:16.290***

P22 34 1000 Tony MANSFORD Aprilia RSV4 -

IDEAL LAP TIME : 1:30.051 BEST LAP TIME : 1:30.099 DIFFERENCE : 0.048

LAP	SECTOR 1	SECTOR 2	LAP TIME	MPH	DIFF	TIME OF DAY
1 -		***31.418***	1:36.598	73.75	6.499	15:48:14.650
2 -	1:00.053	32.148	1:32.201	77.27	2.102	15:49:46.851
3 -	59.383	31.561	1:30.944	78.34	0.845	15:51:17.795
4 -	59.268	31.420	1:30.688 **(2)**	78.56	0.589	15:52:48.483
5 -	1:00.218	31.803	1:32.021	77.42	1.922	15:54:20.504
6 -	***58.633***	31.466	***1:30.099*** **(1)**	***79.07***		***15:55:50.603***
7 -	58.980	31.959	1:30.939 **(3)**	78.34	0.840	15:57:21.542

Weather / Track : Sunny / Dry

Donington Park National: 1.9790 miles
Date: 02/06/2024 Start: 15:46 Finish: 15:56

BMCRC - MRO Championships 2024 - Rnd 4 @ Donington National

L&W/BMCRC Rookie 600 & Rookie 1000

RACE 17 - BEST SECTORS

SECTOR 1				SECTOR 2			IDEAL / BEST COMPARISON					
POS	NO	NAME	TIME	NO	NAME	TIME	POS	NO	NAME	IDEAL	BEST	DIFF
									PERFECT LAP	1:14.047		
1	87	CHAMBERLAIN	48.242	812	WHITNEY	25.805	1	812	WHITNEY	1:14.102	1:14.102	0.000
2	812	WHITNEY	48.297	85	WOOD	25.819	2	87	CHAMBERLAIN	1:14.204	1:14.551	0.347
3	85	WOOD	48.709	87	CHAMBERLAIN	25.962	3	85	WOOD	1:14.528	1:14.729	0.201
4	75	TUFNALL	48.793	153	HICKMOTT	26.590	4	75	TUFNALL	1:15.407	1:16.362	0.955
5	40	LORD	48.864	75	TUFNALL	26.614	5	40	LORD	1:15.558	1:15.686	0.128
6	911	BRASTOCK	49.147	40	LORD	26.694	6	153	HICKMOTT	1:15.874	1:15.884	0.010
7	94	CANNONS	49.218	14	YIANNI	26.825	7	911	BRASTOCK	1:15.980	1:16.291	0.311
8	153	HICKMOTT	49.284	911	BRASTOCK	26.833	8	94	CANNONS	1:16.253	1:16.638	0.385
9	26	PRESTON	49.690	26	PRESTON	26.864	9	26	PRESTON	1:16.554	1:16.706	0.152
10	243	GALLEZ	50.938	94	CANNONS	27.035	10	243	GALLEZ	1:18.095	1:18.288	0.193
11	888	ELLIOTT	50.979	138	COOMBS	27.052	11	888	ELLIOTT	1:18.107	1:18.231	0.124
12	138	COOMBS	51.187	888	ELLIOTT	27.128	12	138	COOMBS	1:18.239	1:18.510	0.271
13	28	HOWDLE	51.326	243	GALLEZ	27.157	13	14	YIANNI	1:18.330	1:18.576	0.246
14	14	YIANNI	51.505	511	BARRETT	27.563	14	28	HOWDLE	1:19.016	1:19.111	0.095
15	916	FREWIN	51.575	28	HOWDLE	27.690	15	511	BARRETT	1:19.348	1:19.583	0.235
16	95	DRISCOLL	51.659	86	WELLS	27.738	16	916	FREWIN	1:19.430	1:19.651	0.221
17	511	BARRETT	51.785	916	FREWIN	27.855	17	95	DRISCOLL	1:19.644	1:20.860	1.216
18	146	REES	52.099	95	DRISCOLL	27.985	18	146	REES	1:20.711	1:20.819	0.108
19	86	WELLS	53.073	525	SEDDON	28.438	19	86	WELLS	1:20.811	1:21.472	0.661
20	525	SEDDON	54.421	146	REES	28.612	20	525	SEDDON	1:22.859	1:23.068	0.209
21	29	MORGAN	58.574	29	MORGAN	30.727	21	29	MORGAN	1:29.301	1:29.301	0.000
22	34	MANSFORD	58.633	34	MANSFORD	31.418	22	34	MANSFORD	1:30.051	1:30.099	0.048
23												

Weather / Track : Sunny / Dry

Donington Park National: 1.9790 miles
Date: 02/06/2024 Start: 15:46 Finish: 15:56

Results can be found at www.tsl-timing.com

Printed - 16:00 Sunday, 02 June 2024

BMCRC - MRO Championships 2024 - Rnd 4 @ Donington National

L&W/BMCRC Rookie 600 & Rookie 1000

RACE 17 - STATISTICS

Competitors Started	23
Planned Start	2024-06-02 @ 15:40:00.000
Actual Start	2024-06-02 @ 15:46:38.051
Finish Time	2024-06-02 @ 15:56:42.408
Track Length	1.9790mi.
Total Laps	173
Total Distance Covered	342.3786mi.

Session Fastest Lap History

NO	CL	NAME	LAP TIME	TIME OF DAY	LAP	VEHICLE
812	1000	**Matthew WHITNEY**	**1:15.170**	15:49:11.744	2	
812	1000	**Matthew WHITNEY**	**1:15.023**	15:50:26.768	3	
87	1000	**Dan CHAMBERLAIN**	**1:14.730**	15:50:27.118	3	Suzuki GSXR 750
85	1000	**Ben WOOD**	**1:14.729**	15:55:28.721	7	Yamaha R1
812	1000	**Matthew WHITNEY**	**1:14.102**	15:56:42.429	8	

Session Leader History

NO	CL	NAME	FROM LAP	LAPS LED	DISTANCE	VEHICLE
812	1000	**Matthew WHITNEY**	1	4	7.87 miles	
87	1000	**Dan CHAMBERLAIN**	5	1	1.97 miles	Suzuki GSXR 750
812	1000	**Matthew WHITNEY**	6	3	5.93 miles	

Flag History

TYPE	TIME OF DAY
GREEN	15:46:38.051
FINISH	15:56:42.408

Flag Statistics

TYPE	COUNT	TOTAL LAPS	TOTAL TIME
Green	1	8	11:25.275
Red	0	0	0.000
Safety Car	0	0	0.000
FCY	0	0	0.000

Weather / Track : Sunny / Dry

Donington Park National: 1.9790 miles
Date: 02/06/2024 Start: 15:46 Finish: 15:56

BMCRC - MRO Championships 2024 - Rnd 4 @ Donington National

L&W/BMCRC Rookie 600 & Rookie 1000

RACE 17 - STATISTICS

CLASS : 1000

10 Starters

Fastest Lap History

NO	NAME	LAP TIME	TIME OF DAY	LAP	VEHICLE
812	**Matthew WHITNEY**	**1:15.170**	15:49:11.744	2	
812	**Matthew WHITNEY**	**1:15.023**	15:50:26.768	3	
87	**Dan CHAMBERLAIN**	**1:14.730**	15:50:27.118	3	Suzuki GSXR 750
85	**Ben WOOD**	**1:14.729**	15:55:28.721	7	Yamaha R1
812	**Matthew WHITNEY**	**1:14.102**	15:56:42.429	8	

Leader History

NO	NAME	FROM LAP	LAPS LED	DISTANCE	VEHICLE
812	**Matthew WHITNEY**	1	4	7.87 miles	
87	**Dan CHAMBERLAIN**	5	1	1.97 miles	Suzuki GSXR 750
812	**Matthew WHITNEY**	6	3	5.93 miles	

BMCRC - MRO Championships 2024 - Rnd 4 @ Donington National

L&W/BMCRC Rookie 600 & Rookie 1000

RACE 17 - STATISTICS

CLASS : 600

13 Starters

Fastest Lap History

NO	NAME	LAP TIME	TIME OF DAY	LAP	VEHICLE
153	**Aaron HICKMOTT**	**1:16.213**	15:49:33.349	2	Kawasaki ZX6R
40	**James LORD**	**1:16.139**	15:49:34.153	2	Triumph STREET TRIPPLE
40	**James LORD**	**1:15.686**	15:50:49.840	3	Triumph STREET TRIPPLE

Leader History

NO	NAME	FROM LAP	LAPS LED	DISTANCE	VEHICLE
153	**Aaron HICKMOTT**	1	8	15.79 miles	Kawasaki ZX6R

Weather / Track : Sunny / Dry

Donington Park National: 1.9790 miles
Date: 02/06/2024 Start: 15:46 Finish: 15:56

HELIX HOMES / DART / RP COURSE BMCRC FORMULA 400 & PROPERLY PROTECTED ROOKIE MINITWINS

BMCRC-MRO Championships - Round 4

Donington Park National

1st / 2nd June 2024

Timing & Results Provided by Timing Solutions Ltd

www.tsl-timing.com

Donington Park National Circuit

Castle Donington, Derby, UK

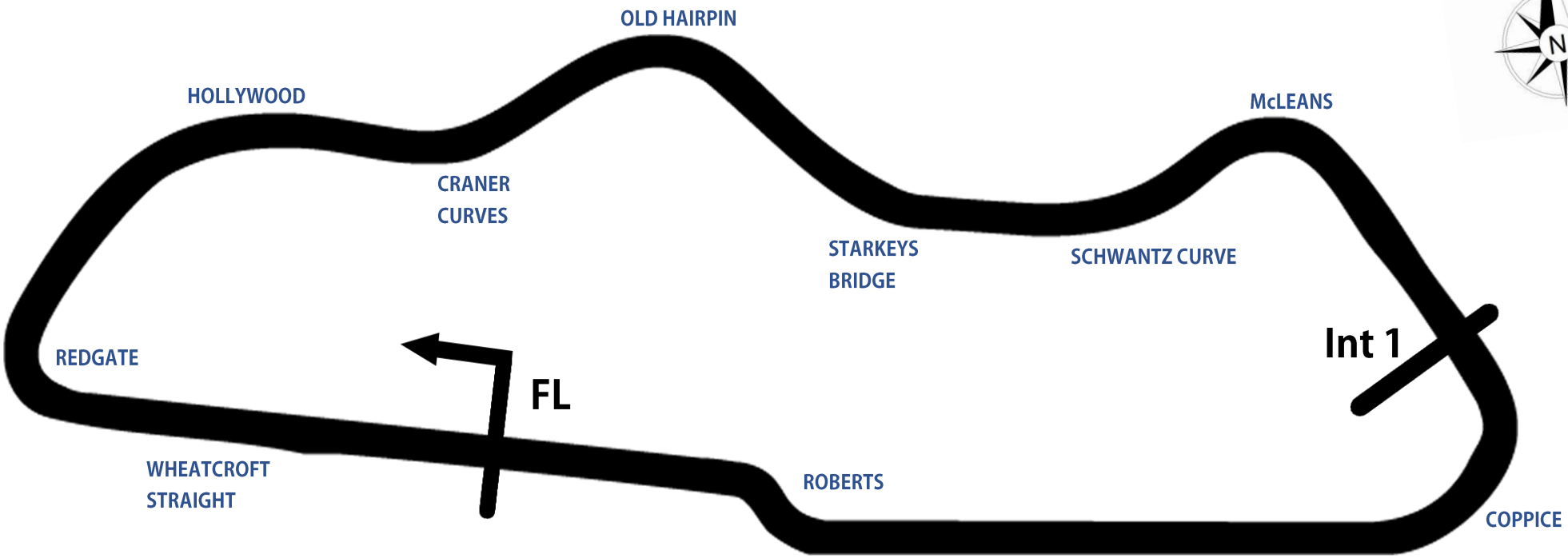

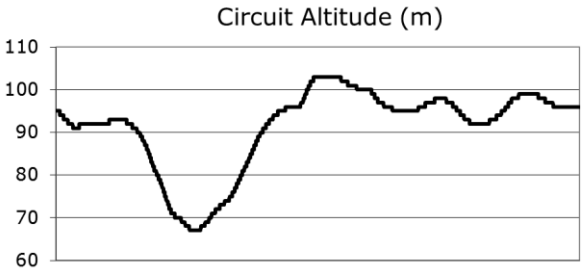

Length	1.9790 miles | 3.185 km | 3185m		
FL	Start @ 60m	52.82971 N	1.37867 W
Int 1	2096m	52.82978 N	1.36508 W
Pit Entry	3158m	52.82951 N	1.37832 W
Pit Exit	229m after FL	52.82996 N	1.38205 W
Pit Entry - Pit Exit	256m, 18.4s @ 50kph, 15.3s @ 60kph		

Results & Live Timing available at – www.tsl-timing.com

Updated - 24/01/2024 10:46

BMCRC - MRO Championships 2024 - Rnd 4 @ Donington National

Rookie Minitwins & BMCRC Formula 400

QUALIFYING - CLASSIFICATION

POS	NO	CL	PIC	NAME	ENTRY	TIME	ON	LAPS	GAP	DIFF	MPH
1	45	F400_M	1	Marley MACKENZIE	- Kirkcaldy Kawasaki, ELPM	1:19.466	6	8			89.65
2	122	RMT	1	James EGGINTON	Suzuki SV650 - Advance Computer Services - www.AC	1:20.284	4	5	0.818	0.818	88.74
3	12	F400_S	1	Kade WATT	Kawasaki NINJA 400 - 3D Racing	1:20.752	6	7	1.286	0.468	88.22
4	90	F400_S	2	Steve RAPA	Honda RVF400 (BRUCE) - My Own Fair Hands	1:20.788	6	7	1.322	0.036	88.18
5	25	F400_M	2	Haydon SMITH	Kawasaki ZXR400 - Shelf & Rail Co.	1:20.880	5	7	1.414	0.092	88.08
6	17	F400_S	3	Freddie BATE	Kawasaki ZXR400 - hartjay	1:20.893	7	7	1.427	0.013	88.07
7	110	F400_S	4	Mark HAIGH	Aprilia RS250 - Chesterfield CarClinic/The Tuning Work	1:20.947	4	4	1.481	0.054	88.01
8	189	RMT	2	Sebastian BARAN	Suzuki SV650 -	1:21.063	5	6	1.597	0.116	87.89
9	115	F400_M	3	Jake DONKERSLEY	Kawasaki ZX4RR -	1:21.135	2	6	1.669	0.072	87.81
10	237	RMT	3	Tim WOOD	Suzuki SV650S - Hel Performance	1:21.439	5	5	1.973	0.304	87.48
11	161	F400_M	4	Aleisha LAYTON	Kawasaki NINJA 400 -	1:21.582	4	7	2.116	0.143	87.33
12	81	F400_R	1	Ollie SIMS	Kawasaki NINJA 400 - Motorbodies Weston ltd	1:22.507	7	7	3.041	0.925	86.35
13	177	RMT	4	Michael HOPKINS	Suzuki SV650 SK1 - MYSELF	1:22.762	6	7	3.296	0.255	86.08
14	198	RMT	5	Tony PERRY	Suzuki SV650 -	1:23.287	4	7	3.821	0.525	85.54
15	69	F400_M	5	Kobe PERRY	-	1:23.948	7	7	4.482	0.661	84.86
16	26	F400_S	5	Damian LEE	Kawasaki TZR250 - Leed Autos	1:24.061	6	7	4.595	0.113	84.75
17	77	RMT	6	Joshua CRISP	Suzuki SV 650 -	1:24.116	5	6	4.650	0.055	84.70
18	14	RMT	7	George DAVIES	Suzuki SV650 - little T's Childcare , JClay Fitness	1:24.178	7	7	4.712	0.062	84.63
19	67	F400_M	6	Simon HARVEY	Kawasaki ZX4RR - Retirement Fund Racing	1:24.615	6	7	5.149	0.437	84.20
20	152	F400_S	6	Sean GOLDSMITH	Honda NC30 - Vanguard motorsport	1:24.804	6	6	5.338	0.189	84.01
21	30	RMT	8	David LUFF	Suzuki SV 650 - ATP & Sarah O'Neill	1:25.364	2	5	5.898	0.560	83.46
22	62	RMT	9	Max PRIESTLEY	Suzuki SV650 - Mum and Dad	1:25.586	2	4	6.120	0.222	83.24
23	55	F400_S/R	1	Magnus MANSON-CHUBB	Kawasaki ZXR400L -	1:25.868	6	7	6.402	0.282	82.97
24	166	RMT	10	Ben KING	Suzuki SV650 -	1:26.010	6	7	6.544	0.142	82.83
25	631	F400_S	7	Angela CRAGG	Honda NSR MC18 -	1:26.312	6	6	6.846	0.302	82.54
26	75	RMT	11	Tom SVENSEN	Suzuki SV650 - Team TSR - HCL Carsales - RG racing	1:27.412	7	7	7.946	1.100	81.50
27	134	F400_S	8	Toby SKAYMAN	- D & A Home Solutions	1:27.545	4	6	8.079	0.133	81.38
28	444	RMT	12	Brian HARRISON	Suzuki SV650 -	1:27.959	3	7	8.493	0.414	80.99
29	16	RMT	13	Adam FREWIN	Suzuki SV650 - Southern Steam Services Ltd	1:28.392	2	4	8.926	0.433	80.60
30	173	RMT	14	Alex BUCHANAN	Suzuki SV650 - novus resourcing	1:28.558	3	6	9.092	0.166	80.45
31	73	F400_S	9	Colvin TURNER	Yamaha TZR250 -	1:29.502	4	5	10.036	0.944	79.60
32	909	RMT	15	James WOODROFFE	Suzuki SV650 -	1:29.668	6	7	10.202	0.166	79.45
33	998	RMT	16	Ben RYBICKI	Suzuki SV - Car events diamondbrite	1:29.925	6	7	10.459	0.257	79.22
34	251	RMT	17	Craig FERRIS	Suzuki SV650 - IMP Racing	1:34.901	2	7	15.435	4.976	75.07
35	2	F400_M	7	Andrew GILL	Kawasaki ZXR400 -			2			

Weather / Track : Cloudy / Dry

These results are provisional until the conclusion of any judicial and technical matters.

Date: 01/06/2024 Start: 09:21 Finish: 09:31

Donington Park National: 1.9790 miles

Clerk Of Course:	Stewards:	Timekeeper: Craig Smith	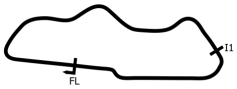

Results can be found at www.tsl-timing.com

Printed - 09:58 Saturday, 01 June 2024

BMCRC - MRO Championships 2024 - Rnd 4 @ Donington National

Rookie Minitwins & BMCRC Formula 400

QUALIFYING - SECTOR ANALYSIS

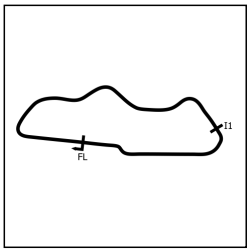

SECTOR 1 = FL to I1, SECTOR 2 = I1 to FL, DIFF = Difference To Personal Best Lap, P = Crossed Finish Line in Pit Lane, D = Time Disallowed

P1 45 F400_M Marley MACKENZIE - Kirkcaldy Kawasaki, ELPM

IDEAL LAP TIME : 1:19.326 BEST LAP TIME : 1:19.466 DIFFERENCE : 0.140

LAP	SECTOR 1	SECTOR 2	LAP TIME	MPH	DIFF	TIME OF DAY
1 -	59.347	29.188	1:28.535	80.47	9.069	09:23:27.451
2 -	52.233	29.052	1:21.285	87.65	1.819	09:24:48.736
3 -	53.184	28.302	1:21.486	87.43	2.020	09:26:10.222
4 -	51.968	28.376	1:20.344	88.67	0.878	09:27:30.566
5 -	52.052	28.223	1:20.275 (3)	88.75	0.809	09:28:50.841
6 -	***51.374***	28.092	***1:19.466 (1)***	***89.65***		***09:30:10.307***
7 -	51.827	29.002	1:20.829	88.14	1.363	09:31:31.136
8 -	51.519	***27.952***	1:19.471 (2)	89.65	0.005	09:32:50.607

P2 122 RMT James EGGINTON - Suzuki SV650 - Advance Computer Services - www.ACS.co.uk

IDEAL LAP TIME : 1:20.284 BEST LAP TIME : 1:20.284 DIFFERENCE : 0.000

LAP	SECTOR 1	SECTOR 2	LAP TIME	MPH	DIFF	TIME OF DAY
1 -	OUTLAP	29.857	1:39.609	71.52	19.325	09:24:58.995
2 -	52.583	29.165	1:21.748 (3)	87.15	1.464	09:26:20.743
3 -	53.005	28.728	1:21.733 (2)	87.16	1.449	09:27:42.476
4 -	***51.843***	***28.441***	***1:20.284 (1)***	***88.74***		***09:29:02.760***
5 -	59.512	IN PIT	1:42.924 P	69.22	22.640	09:30:45.684

P3 12 F400_S Kade WATT - Kawasaki NINJA 400 - 3D Racing

IDEAL LAP TIME : 1:20.752 BEST LAP TIME : 1:20.752 DIFFERENCE : 0.000

LAP	SECTOR 1	SECTOR 2	LAP TIME	MPH	DIFF	TIME OF DAY
1 -	55.791	29.366	1:25.157	83.66	4.405	09:23:45.060
2 -	54.250	29.617	1:23.867	84.95	3.115	09:25:08.927
3 -	53.834	28.902	1:22.736	86.11	1.984	09:26:31.663
4 -	53.179	29.305	1:22.484	86.37	1.732	09:27:54.147
5 -	52.577	29.821	1:22.398 (3)	86.46	1.646	09:29:16.545
6 -	***52.524***	***28.228***	***1:20.752 (1)***	***88.22***		***09:30:37.297***
7 -	52.660	28.490	1:21.150 (2)	87.79	0.398	09:31:58.447

P4 90 F400_S Steve RAPA - Honda RVF400 (BRUCE) - My Own Fair Hands

IDEAL LAP TIME : 1:20.788 BEST LAP TIME : 1:20.788 DIFFERENCE : 0.000

LAP	SECTOR 1	SECTOR 2	LAP TIME	MPH	DIFF	TIME OF DAY
1 -	54.863	28.989	1:23.852	84.96	3.064	09:23:44.274
2 -	54.150	29.882	1:24.032	84.78	3.244	09:25:08.306
3 -	53.777	29.416	1:23.193	85.63	2.405	09:26:31.499
4 -	52.817	29.257	1:22.074 (2)	86.80	1.286	09:27:53.573
5 -	52.520	29.959	1:22.479	86.38	1.691	09:29:16.052
6 -	***52.382***	***28.406***	***1:20.788 (1)***	***88.18***		***09:30:36.840***
7 -	53.338	29.014	1:22.352 (3)	86.51	1.564	09:31:59.192

P5 25 F400_M Haydon SMITH - Kawasaki ZXR400 - Shelf & Rail Co.

IDEAL LAP TIME : 1:20.880 BEST LAP TIME : 1:20.880 DIFFERENCE : 0.000

LAP	SECTOR 1	SECTOR 2	LAP TIME	MPH	DIFF	TIME OF DAY
1 -	OUTLAP	30.452	1:46.489	66.90	25.609	09:24:24.550
2 -	54.136	29.045	1:23.181	85.65	2.301	09:25:47.731
3 -	52.745	28.773	1:21.518 (2)	87.39	0.638	09:27:09.249
4 -	53.359	28.410	1:21.769 (3)	87.13	0.889	09:28:31.018
5 -	***52.490***	***28.390***	***1:20.880 (1)***	***88.08***		***09:29:51.898***
6 -	54.111	28.776	1:22.887	85.95	2.007	09:31:14.785
7 -	52.667	29.208	1:21.875	87.01	0.995	09:32:36.660

Weather / Track : Cloudy / Dry

Donington Park National: 1.9790 miles
Date: 01/06/2024 Start: 09:21 Finish: 09:31

BMCRC - MRO Championships 2024 - Rnd 4 @ Donington National

Rookie Minitwins & BMCRC Formula 400

QUALIFYING - SECTOR ANALYSIS

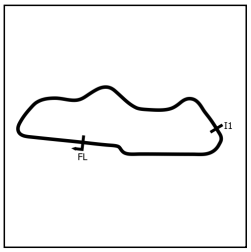

SECTOR 1 = FL to I1, SECTOR 2 = I1 to FL, DIFF = Difference To Personal Best Lap, P = Crossed Finish Line in Pit Lane, D = Time Disallowed

P6 17 F400_S Freddie BATE — Kawasaki ZXR400 - hartjay

IDEAL LAP TIME : 1:20.855 BEST LAP TIME : 1:20.893 DIFFERENCE : 0.038

LAP	SECTOR 1	SECTOR 2	LAP TIME	MPH	DIFF	TIME OF DAY
1 -	59.100	30.909	1:30.009	79.15	9.116	09:23:39.809
2 -	56.956	29.669	1:26.625	82.24	5.732	09:25:06.434
3 -	54.262	29.828	1:24.090	84.72	3.197	09:26:30.524
4 -	53.533	29.618	1:23.151 (3)	85.68	2.258	09:27:53.675
5 -	53.510	29.689	1:23.199	85.63	2.306	09:29:16.874
6 -	52.767	***28.797***	1:21.564 (2)	87.35	0.671	09:30:38.438
7 -	***52.058***	28.835	***1:20.893 (1)***	***88.07***		***09:31:59.331***

P7 110 F400_S Mark HAIGH — Aprilia RS250 - Chesterfield CarClinic/The Tuning Works

IDEAL LAP TIME : 1:20.947 BEST LAP TIME : 1:20.947 DIFFERENCE : 0.000

LAP	SECTOR 1	SECTOR 2	LAP TIME	MPH	DIFF	TIME OF DAY
1 -	OUTLAP	32.744	1:57.935	60.41	36.988	09:28:42.363
2 -	55.948	30.455	1:26.403 (3)	82.45	5.456	09:30:08.766
3 -	54.901	29.208	1:24.109 (2)	84.70	3.162	09:31:32.875
4 -	***52.866***	***28.081***	***1:20.947 (1)***	***88.01***		***09:32:53.822***

P8 189 RMT Sebastian BARAN — Suzuki SV650 -

IDEAL LAP TIME : 1:20.949 BEST LAP TIME : 1:21.063 DIFFERENCE : 0.114

LAP	SECTOR 1	SECTOR 2	LAP TIME	MPH	DIFF	TIME OF DAY
1 -	OUTLAP	30.284	1:40.796	70.68	19.733	09:25:40.904
2 -	53.713	29.152	1:22.865	85.97	1.802	09:27:03.769
3 -	52.667	***28.535***	1:21.202 (2)	87.73	0.139	09:28:24.971
4 -	52.608	30.150	1:22.758	86.09	1.695	09:29:47.729
5 -	***52.414***	28.649	***1:21.063 (1)***	***87.89***		***09:31:08.792***
6 -	53.147	28.582	1:21.729 (3)	87.17	0.666	09:32:30.521

P9 115 F400_M Jake DONKERSLEY — Kawasaki ZX4RR -

IDEAL LAP TIME : 1:21.001 BEST LAP TIME : 1:21.135 DIFFERENCE : 0.134

LAP	SECTOR 1	SECTOR 2	LAP TIME	MPH	DIFF	TIME OF DAY
1 -	OUTLAP	29.710	1:40.721	70.73	19.586	09:24:55.937
2 -	***52.307***	28.828	***1:21.135 (1)***	***87.81***		***09:26:17.072***
3 -	52.845	28.913	1:21.758	87.14	0.623	09:27:38.830
4 -	52.339	29.217	1:21.556 (3)	87.35	0.421	09:29:00.386
5 -	52.463	***28.694***	1:21.157 (2)	87.78	0.022	09:30:21.543
6 -	54.436	28.949	1:23.385	85.44	2.250	09:31:44.928

P10 237 RMT Tim WOOD — Suzuki SV650S - Hel Performance

IDEAL LAP TIME : 1:21.439 BEST LAP TIME : 1:21.439 DIFFERENCE : 0.000

LAP	SECTOR 1	SECTOR 2	LAP TIME	MPH	DIFF	TIME OF DAY
1 -	OUTLAP	30.925	1:42.726	69.35	21.287	09:26:33.396
2 -	54.698	30.573	1:25.271	83.55	3.832	09:27:58.667
3 -	53.322	29.535	1:22.857 (2)	85.98	1.418	09:29:21.524
4 -	53.436	29.830	1:23.266 (3)	85.56	1.827	09:30:44.790
5 -	***52.699***	***28.740***	***1:21.439 (1)***	***87.48***		***09:32:06.229***

P11 161 F400_M Aleisha LAYTON — Kawasaki NINJA 400 -

IDEAL LAP TIME : 1:21.245 BEST LAP TIME : 1:21.582 DIFFERENCE : 0.337

LAP	SECTOR 1	SECTOR 2	LAP TIME	MPH	DIFF	TIME OF DAY
1 -	1:01.476	32.112	1:33.588	76.12	12.006	09:23:32.694
2 -	57.255	29.369	1:26.624	82.24	5.042	09:24:59.318
3 -	53.910	29.140	1:23.050	85.78	1.468	09:26:22.368
4 -	53.118	28.464	***1:21.582 (1)***	***87.33***		***09:27:43.950***
5 -	53.275	28.728	1:22.003 (3)	86.88	0.421	09:29:05.953
6 -	53.383	***28.372***	1:21.755 (2)	87.14	0.173	09:30:27.708
7 -	***52.873***	29.682	1:22.555	86.30	0.973	09:31:50.263

Weather / Track : Cloudy / Dry

Donington Park National: 1.9790 miles
Date: 01/06/2024 Start: 09:21 Finish: 09:31

BMCRC - MRO Championships 2024 - Rnd 4 @ Donington National

Rookie Minitwins & BMCRC Formula 400

QUALIFYING - SECTOR ANALYSIS

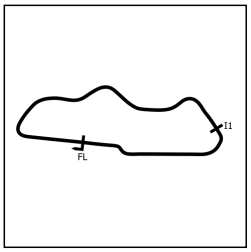

SECTOR 1 = FL to I1, SECTOR 2 = I1 to FL, DIFF = Difference To Personal Best Lap, P = Crossed Finish Line in Pit Lane, D = Time Disallowed

P12 81 F400_R Ollie SIMS — Kawasaki NINJA 400 - Motorbodies Weston ltd

IDEAL LAP TIME : 1:22.205 BEST LAP TIME : 1:22.507 DIFFERENCE : 0.302

LAP	SECTOR 1	SECTOR 2	LAP TIME	MPH	DIFF	TIME OF DAY
1 -	58.241	30.912	1:29.153	79.91	6.646	09:23:22.011
2 -	55.655	29.492	1:25.147	83.67	2.640	09:24:47.158
3 -	55.111	***28.644***	1:23.755 **(3)**	85.06	1.248	09:26:10.913
4 -	53.568	29.643	1:23.211 **(2)**	85.62	0.704	09:27:34.124
5 -	54.628	30.308	1:24.936	83.88	2.429	09:28:59.060
6 -	54.547	29.446	1:23.993	84.82	1.486	09:30:23.053
7 -	***53.561***	28.946	***1:22.507*** **(1)**	***86.35***		***09:31:45.560***

P13 177 RMT Michael HOPKINS — Suzuki SV650 SK1 - MYSELF

IDEAL LAP TIME : 1:22.762 BEST LAP TIME : 1:22.762 DIFFERENCE : 0.000

LAP	SECTOR 1	SECTOR 2	LAP TIME	MPH	DIFF	TIME OF DAY
1 -	57.843	29.833	1:27.676	81.26	4.914	09:23:19.605
2 -	55.425	30.568	1:25.993	82.85	3.231	09:24:45.598
3 -	54.804	29.475	1:24.279	84.53	1.517	09:26:09.877
4 -	54.173	30.336	1:24.509	84.30	1.747	09:27:34.386
5 -	54.798	29.357	1:24.155 **(3)**	84.66	1.393	09:28:58.541
6 -	***53.975***	***28.787***	***1:22.762*** **(1)**	***86.08***		***09:30:21.303***
7 -	54.247	29.140	1:23.387 **(2)**	85.44	0.625	09:31:44.690

P14 198 RMT Tony PERRY — Suzuki SV650 -

IDEAL LAP TIME : 1:23.021 BEST LAP TIME : 1:23.287 DIFFERENCE : 0.266

LAP	SECTOR 1	SECTOR 2	LAP TIME	MPH	DIFF	TIME OF DAY
1 -	1:02.365	32.739	1:35.104	74.91	11.817	09:23:33.116
2 -	58.827	30.372	1:29.199	79.87	5.912	09:25:02.315
3 -	55.624	29.698	1:25.322	83.50	2.035	09:26:27.637
4 -	53.853	29.434	***1:23.287*** **(1)**	***85.54***		***09:27:50.924***
5 -	***53.593***	30.513	1:24.106	84.71	0.819	09:29:15.030
6 -	54.446	29.641	1:24.087 **(3)**	84.72	0.800	09:30:39.117
7 -	54.429	***29.428***	1:23.857 **(2)**	84.96	0.570	09:32:02.974

P15 69 F400_M Kobe PERRY — -

IDEAL LAP TIME : 1:23.948 BEST LAP TIME : 1:23.948 DIFFERENCE : 0.000

LAP	SECTOR 1	SECTOR 2	LAP TIME	MPH	DIFF	TIME OF DAY
1 -	1:03.590	33.118	1:36.708	73.67	12.760	09:23:35.713
2 -	1:01.874	32.237	1:34.111	75.70	10.163	09:25:09.824
3 -	55.779	30.219	1:25.998	82.84	2.050	09:26:35.822
4 -	55.830	30.458	1:26.288	82.56	2.340	09:28:02.110
5 -	55.506	30.419	1:25.925 **(3)**	82.91	1.977	09:29:28.035
6 -	55.151	29.704	1:24.855 **(2)**	83.96	0.907	09:30:52.890
7 -	***54.713***	***29.235***	***1:23.948*** **(1)**	***84.86***		***09:32:16.838***

P16 26 F400_S Damian LEE — Kawasaki TZR250 - Leed Autos

IDEAL LAP TIME : 1:24.061 BEST LAP TIME : 1:24.061 DIFFERENCE : 0.000

LAP	SECTOR 1	SECTOR 2	LAP TIME	MPH	DIFF	TIME OF DAY
1 -	1:04.174	31.940	1:36.114	74.12	12.053	09:23:39.705
2 -	57.798	31.333	1:29.131	79.93	5.070	09:25:08.836
3 -	55.184	30.249	1:25.433 **(3)**	83.39	1.372	09:26:34.269
4 -	56.301	30.261	1:26.562	82.30	2.501	09:28:00.831
5 -	55.057	29.946	1:25.003 **(2)**	83.81	0.942	09:29:25.834
6 -	***54.367***	***29.694***	***1:24.061*** **(1)**	***84.75***		***09:30:49.895***
7 -	54.866	31.037	1:25.903	82.93	1.842	09:32:15.798

BMCRC - MRO Championships 2024 - Rnd 4 @ Donington National

Rookie Minitwins & BMCRC Formula 400

QUALIFYING - SECTOR ANALYSIS

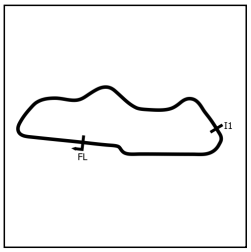

SECTOR 1 = FL to I1, SECTOR 2 = I1 to FL, DIFF = Difference To Personal Best Lap, P = Crossed Finish Line in Pit Lane, D = Time Disallowed

P17 77 RMT Joshua CRISP — Suzuki SV 650 -

IDEAL LAP TIME : 1:23.753 BEST LAP TIME : 1:24.116 DIFFERENCE : 0.363

LAP	SECTOR 1	SECTOR 2	LAP TIME	MPH	DIFF	TIME OF DAY
1 -	OUTLAP	32.708	1:46.817	66.69	22.701	09:25:03.983
2 -	55.768	30.494	1:26.262	82.59	2.146	09:26:30.245
3 -	54.526	30.103	1:24.629 **(3)**	84.18	0.513	09:27:54.874
4 -	55.573	30.134	1:25.707	83.12	1.591	09:29:20.581
5 -	***54.186***	29.930	***1:24.116*** **(1)**	***84.70***		***09:30:44.697***
6 -	54.590	***29.567***	1:24.157 **(2)**	84.65	0.041	09:32:08.854

P18 14 RMT George DAVIES — Suzuki SV650 - little T's Childcare , JClay Fitness

IDEAL LAP TIME : 1:24.178 BEST LAP TIME : 1:24.178 DIFFERENCE : 0.000

LAP	SECTOR 1	SECTOR 2	LAP TIME	MPH	DIFF	TIME OF DAY
1 -	OUTLAP	31.359	1:46.434	66.93	22.256	09:24:13.653
2 -	57.301	30.404	1:27.705	81.23	3.527	09:25:41.358
3 -	56.341	30.082	1:26.423	82.43	2.245	09:27:07.781
4 -	56.996	30.054	1:27.050	81.84	2.872	09:28:34.831
5 -	55.699	29.750	1:25.449 **(3)**	83.37	1.271	09:30:00.280
6 -	55.445	29.584	1:25.029 **(2)**	83.79	0.851	09:31:25.309
7 -	***54.731***	***29.447***	***1:24.178*** **(1)**	***84.63***		***09:32:49.487***

P19 67 F400_M Simon HARVEY — Kawasaki ZX4RR - Retirement Fund Racing

IDEAL LAP TIME : 1:24.592 BEST LAP TIME : 1:24.615 DIFFERENCE : 0.023

LAP	SECTOR 1	SECTOR 2	LAP TIME	MPH	DIFF	TIME OF DAY
1 -	58.278	30.863	1:29.141	79.92	4.526	09:23:41.001
2 -	56.413	30.511	1:26.924	81.96	2.309	09:25:07.925
3 -	55.619	30.146	1:25.765	83.07	1.150	09:26:33.690
4 -	55.030	30.860	1:25.890	82.95	1.275	09:27:59.580
5 -	***54.626***	30.104	1:24.730 **(2)**	84.08	0.115	09:29:24.310
6 -	54.627	29.988	***1:24.615*** **(1)**	***84.20***		***09:30:48.925***
7 -	55.612	***29.966***	1:25.578 **(3)**	83.25	0.963	09:32:14.503

P20 152 F400_S Sean GOLDSMITH — Honda NC30 - Vanguard motorsport

IDEAL LAP TIME : 1:24.804 BEST LAP TIME : 1:24.804 DIFFERENCE : 0.000

LAP	SECTOR 1	SECTOR 2	LAP TIME	MPH	DIFF	TIME OF DAY
1 -	OUTLAP	31.761	1:44.704	68.04	19.900	09:24:29.322
2 -	56.271	30.330	1:26.601	82.26	1.797	09:25:55.923
3 -	55.282	30.294	1:25.576 **(3)**	83.25	0.772	09:27:21.499
4 -	55.080	30.384	1:25.464 **(2)**	83.36	0.660	09:28:46.963
5 -	56.041	29.835	1:25.876	82.96	1.072	09:30:12.839
6 -	***55.071***	***29.733***	***1:24.804*** **(1)**	***84.01***		***09:31:37.643***

P21 30 RMT David LUFF — Suzuki SV 650 - ATP & Sarah O'Neill

IDEAL LAP TIME : 1:25.208 BEST LAP TIME : 1:25.364 DIFFERENCE : 0.156

LAP	SECTOR 1	SECTOR 2	LAP TIME	MPH	DIFF	TIME OF DAY
1 -	57.080	30.103	1:27.183	81.72	1.819	09:23:16.753
2 -	55.550	***29.814***	***1:25.364*** **(1)**	***83.46***		***09:24:42.117***
3 -	***55.394***	30.006	1:25.400 **(2)**	83.42	0.036	09:26:07.517
4 -	56.204	30.191	1:26.395 **(3)**	82.46	1.031	09:27:33.912
5 -	56.545	IN PIT	1:31.889 **P**	77.53	6.525	09:29:05.801

P22 62 RMT Max PRIESTLEY — Suzuki SV650 - Mum and Dad

IDEAL LAP TIME : 1:24.588 BEST LAP TIME : 1:25.586 DIFFERENCE : 0.998

LAP	SECTOR 1	SECTOR 2	LAP TIME	MPH	DIFF	TIME OF DAY
1 -	58.491	30.454	1:28.945 **(3)**	80.10	3.359	09:23:22.441
2 -	56.491	***29.095***	***1:25.586*** **(1)**	***83.24***		***09:24:48.027***
3 -	57.520	29.356	1:26.876 **(2)**	82.00	1.290	09:26:14.903
4 -	***55.493***	IN PIT	1:58.644 **P**	60.05	33.058	09:28:13.547

Weather / Track : Cloudy / Dry

Donington Park National: 1.9790 miles
Date: 01/06/2024 Start: 09:21 Finish: 09:31

BMCRC - MRO Championships 2024 - Rnd 4 @ Donington National

Rookie Minitwins & BMCRC Formula 400

QUALIFYING - SECTOR ANALYSIS

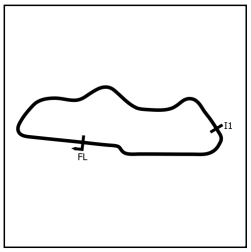

SECTOR 1 = FL to I1, SECTOR 2 = I1 to FL, DIFF = Difference To Personal Best Lap, P = Crossed Finish Line in Pit Lane, D = Time Disallowed

P23 55 F400_S/F Magnus MANSON-CHUBB Kawasaki ZXR400L -

IDEAL LAP TIME : 1:25.623 BEST LAP TIME : 1:25.868 DIFFERENCE : 0.245

LAP	SECTOR 1	SECTOR 2	LAP TIME	MPH	DIFF	TIME OF DAY
1 -	58.934	31.470	1:30.404	78.80	4.536	09:23:22.101
2 -	56.151	30.305	1:26.456	82.40	0.588	09:24:48.557
3 -	57.645	30.011	1:27.656	81.27	1.788	09:26:16.213
4 -	56.200	29.971	1:26.171 (3)	82.68	0.303	09:27:42.384
5 -	***55.822***	30.203	1:26.025 (2)	82.82	0.157	09:29:08.409
6 -	56.067	***29.801***	***1:25.868 (1)***	***82.97***		***09:30:34.277***
7 -	56.126	30.489	1:26.615	82.25	0.747	09:32:00.892

P24 166 RMT Ben KING Suzuki SV650 -

IDEAL LAP TIME : 1:25.979 BEST LAP TIME : 1:26.010 DIFFERENCE : 0.031

LAP	SECTOR 1	SECTOR 2	LAP TIME	MPH	DIFF	TIME OF DAY
1 -	1:01.661	31.483	1:33.144	76.49	7.134	09:23:32.445
2 -	58.787	30.425	1:29.212	79.86	3.202	09:25:01.657
3 -	56.012	30.388	1:26.400 (3)	82.46	0.390	09:26:28.057
4 -	***55.774***	30.615	1:26.389 (2)	82.47	0.379	09:27:54.446
5 -	56.140	30.843	1:26.983	81.90	0.973	09:29:21.429
6 -	55.805	***30.205***	***1:26.010 (1)***	***82.83***		***09:30:47.439***
7 -	56.770	30.875	1:27.645	81.28	1.635	09:32:15.084

P25 631 F400_S Angela CRAGG Honda NSR MC18 -

IDEAL LAP TIME : 1:26.241 BEST LAP TIME : 1:26.312 DIFFERENCE : 0.071

LAP	SECTOR 1	SECTOR 2	LAP TIME	MPH	DIFF	TIME OF DAY
1 -	OUTLAP	33.345	1:51.397	63.95	25.085	09:24:27.718
2 -	59.615	31.918	1:31.533	77.83	5.221	09:25:59.251
3 -	59.151	30.780	1:29.931	79.22	3.619	09:27:29.182
4 -	57.087	***30.447***	1:27.534 (3)	81.39	1.222	09:28:56.716
5 -	56.604	30.696	1:27.300 (2)	81.61	0.988	09:30:24.016
6 -	***55.794***	30.518	***1:26.312 (1)***	***82.54***		***09:31:50.328***

P26 75 RMT Tom SVENSEN Suzuki SV650 - Team TSR - HCL Carsales - RG racing

IDEAL LAP TIME : 1:27.171 BEST LAP TIME : 1:27.412 DIFFERENCE : 0.241

LAP	SECTOR 1	SECTOR 2	LAP TIME	MPH	DIFF	TIME OF DAY
1 -	1:02.624	31.567	1:34.191	75.64	6.779	09:23:41.413
2 -	1:00.118	31.006	1:31.124	78.18	3.712	09:25:12.537
3 -	59.829	31.449	1:31.278	78.05	3.866	09:26:43.815
4 -	58.776	30.742	1:29.518	79.58	2.106	09:28:13.333
5 -	58.634	30.134	1:28.768 (3)	80.26	1.356	09:29:42.101
6 -	57.783	***29.846***	1:27.629 (2)	81.30	0.217	09:31:09.730
7 -	***57.325***	30.087	***1:27.412 (1)***	***81.50***		***09:32:37.142***

P27 134 F400_S Toby SKAYMAN - D & A Home Solutions

IDEAL LAP TIME : 1:27.545 BEST LAP TIME : 1:27.545 DIFFERENCE : 0.000

LAP	SECTOR 1	SECTOR 2	LAP TIME	MPH	DIFF	TIME OF DAY
1 -	OUTLAP	33.098	1:48.106	65.90	20.561	09:25:34.190
2 -	58.050	31.622	1:29.672 (3)	79.45	2.127	09:27:03.862
3 -	58.123	31.657	1:29.780	79.35	2.235	09:28:33.642
4 -	***56.573***	***30.972***	***1:27.545 (1)***	***81.38***		***09:30:01.187***
5 -	56.686	32.043	1:28.729 (2)	80.29	1.184	09:31:29.916
6 -	57.276	32.682	1:29.958	79.19	2.413	09:32:59.874

BMCRC - MRO Championships 2024 - Rnd 4 @ Donington National

Rookie Minitwins & BMCRC Formula 400

QUALIFYING - SECTOR ANALYSIS

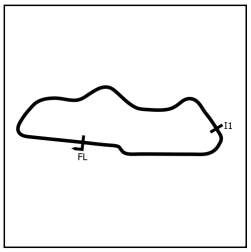

SECTOR 1 = FL to I1, SECTOR 2 = I1 to FL, DIFF = Difference To Personal Best Lap, P = Crossed Finish Line in Pit Lane, D = Time Disallowed

P28 444 RMT Brian HARRISON Suzuki SV650 -

IDEAL LAP TIME : 1:27.297 BEST LAP TIME : 1:27.959 DIFFERENCE : 0.662

LAP	SECTOR 1	SECTOR 2	LAP TIME	MPH	DIFF	TIME OF DAY
1 -	1:02.353	32.388	1:34.741	75.20	6.782	09:23:32.277
2 -	59.421	31.641	1:31.062	78.23	3.103	09:25:03.339
3 -	57.038	***30.921***	***1:27.959 (1)***	***80.99***		***09:26:31.298***
4 -	***56.376***	31.811	1:28.187 (2)	80.79	0.228	09:27:59.485
5 -	57.644	31.784	1:29.428 (3)	79.66	1.469	09:29:28.913
6 -	57.686	32.052	1:29.738	79.39	1.779	09:30:58.651
7 -	58.796	31.735	1:30.531	78.69	2.572	09:32:29.182

P29 16 RMT Adam FREWIN Suzuki SV650 - Southern Steam Services Ltd

IDEAL LAP TIME : 1:28.171 BEST LAP TIME : 1:28.392 DIFFERENCE : 0.221

LAP	SECTOR 1	SECTOR 2	LAP TIME	MPH	DIFF	TIME OF DAY
1 -	OUTLAP	33.682	1:50.527	64.46	22.135	09:24:46.299
2 -	57.716	30.676	***1:28.392 (1)***	***80.60***		***09:26:14.691***
3 -	58.301	***30.617***	1:28.918 (2)	80.12	0.526	09:27:43.609
4 -	***57.554***	IN PIT	1:45.495 P	67.53	17.103	09:29:29.104

P30 173 RMT Alex BUCHANAN Suzuki SV650 - novus resourcing

IDEAL LAP TIME : 1:28.558 BEST LAP TIME : 1:28.558 DIFFERENCE : 0.000

LAP	SECTOR 1	SECTOR 2	LAP TIME	MPH	DIFF	TIME OF DAY
1 -	OUTLAP	35.236	1:56.938	60.92	28.380	09:24:45.406
2 -	1:01.838	31.229	1:33.067	76.55	4.509	09:26:18.473
3 -	***57.840***	***30.718***	***1:28.558 (1)***	***80.45***		***09:27:47.031***
4 -	58.084	31.403	1:29.487	79.61	0.929	09:29:16.518
5 -	57.908	31.349	1:29.257 (3)	79.82	0.699	09:30:45.775
6 -	58.060	30.863	1:28.923 (2)	80.12	0.365	09:32:14.698

P31 73 F400_S Colvin TURNER Yamaha TZR250 -

IDEAL LAP TIME : 1:29.129 BEST LAP TIME : 1:29.502 DIFFERENCE : 0.373

LAP	SECTOR 1	SECTOR 2	LAP TIME	MPH	DIFF	TIME OF DAY
1 -	OUTLAP	35.604	1:56.192	61.31	26.690	09:25:58.884
2 -	58.828	32.312	1:31.140 (3)	78.17	1.638	09:27:30.024
3 -	58.298	***31.772***	1:30.070 (2)	79.10	0.568	09:29:00.094
4 -	***57.357***	32.145	***1:29.502 (1)***	***79.60***		***09:30:29.596***
5 -	59.238	32.517	1:31.755	77.64	2.253	09:32:01.351

P32 909 RMT James WOODROFFE Suzuki SV650 -

IDEAL LAP TIME : 1:29.240 BEST LAP TIME : 1:29.668 DIFFERENCE : 0.428

LAP	SECTOR 1	SECTOR 2	LAP TIME	MPH	DIFF	TIME OF DAY
1 -	1:01.947	32.523	1:34.470	75.41	4.802	09:23:36.517
2 -	1:04.658	33.247	1:37.905	72.77	8.237	09:25:14.422
3 -	58.771	32.349	1:31.120	78.18	1.452	09:26:45.542
4 -	1:01.278	31.659	1:32.937	76.66	3.269	09:28:18.479
5 -	59.228	***30.800***	1:30.028 (2)	79.13	0.360	09:29:48.507
6 -	***58.440***	31.228	***1:29.668 (1)***	***79.45***		***09:31:18.175***
7 -	58.969	31.073	1:30.042 (3)	79.12	0.374	09:32:48.217

P33 998 RMT Ben RYBICKI Suzuki SV - Car events diamondbrite

IDEAL LAP TIME : 1:29.616 BEST LAP TIME : 1:29.925 DIFFERENCE : 0.309

LAP	SECTOR 1	SECTOR 2	LAP TIME	MPH	DIFF	TIME OF DAY
1 -	1:02.864	31.815	1:34.679	75.25	4.754	09:23:30.991
2 -	59.241	***31.210***	1:30.451 (3)	78.76	0.526	09:25:01.442
3 -	59.100	32.555	1:31.655	77.73	1.730	09:26:33.097
4 -	59.218	32.291	1:31.509	77.85	1.584	09:28:04.606
5 -	58.617	31.483	1:30.100 (2)	79.07	0.175	09:29:34.706
6 -	***58.406***	31.519	***1:29.925 (1)***	***79.22***		***09:31:04.631***
7 -	59.177	31.438	1:30.615	78.62	0.690	09:32:35.246

Weather / Track : Cloudy / Dry

Donington Park National: 1.9790 miles
Date: 01/06/2024 Start: 09:21 Finish: 09:31

BMCRC - MRO Championships 2024 - Rnd 4 @ Donington National

Rookie Minitwins & BMCRC Formula 400

QUALIFYING - SECTOR ANALYSIS

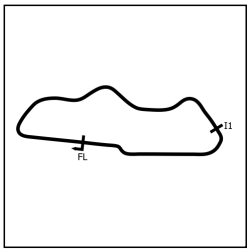

SECTOR 1 = FL to I1, SECTOR 2 = I1 to FL, DIFF = Difference To Personal Best Lap, P = Crossed Finish Line in Pit Lane, D = Time Disallowed

P34 251 RMT Craig FERRIS Suzuki SV650 - IMP Racing

IDEAL LAP TIME : 1:34.841 BEST LAP TIME : 1:34.901 DIFFERENCE : 0.060

LAP	SECTOR 1	SECTOR 2	LAP TIME	MPH	DIFF	TIME OF DAY
1 -	1:04.499	34.803	1:39.302	71.74	4.401	09:23:34.665
2 -	1:01.893	***33.008***	***1:34.901*** **(1)**	***75.07***		***09:25:09.566***
3 -	1:02.121	33.457	1:35.578 **(3)**	74.54	0.677	09:26:45.144
4 -	***1:01.833***	34.641	1:36.474	73.85	1.573	09:28:21.618
5 -	1:02.522	34.430	1:36.952	73.48	2.051	09:29:58.570
6 -	1:02.735	33.101	1:35.836	74.34	0.935	09:31:34.406
7 -	1:02.116	33.191	1:35.307 **(2)**	74.75	0.406	09:33:09.713

P35 2 F400_M Andrew GILL Kawasaki ZXR400 -

IDEAL LAP TIME : BEST LAP TIME : DIFFERENCE :

LAP	SECTOR 1	SECTOR 2	LAP TIME	MPH	DIFF	TIME OF DAY
1 -	***OUTLAP***	***IN PIT***	1:54.831 **P**	62.04		09:24:36.555
2 -	***OUTLAP***	***IN PIT***	2:59.350 **P**	39.72		09:27:35.905

Weather / Track : Cloudy / Dry

Donington Park National: 1.9790 miles
Date: 01/06/2024 Start: 09:21 Finish: 09:31

BMCRC - MRO Championships 2024 - Rnd 4 @ Donington National

Rookie Minitwins & BMCRC Formula 400

QUALIFYING - BEST SECTORS

SECTOR 1

POS	NO	NAME	TIME
1	45	MACKENZIE	51.374
2	122	EGGINTON	51.843
3	17	BATE	52.058
4	115	DONKERSLEY	52.307
5	90	RAPA	52.382
6	189	BARAN	52.414
7	25	SMITH	52.490
8	12	WATT	52.524
9	237	WOOD	52.699
10	110	HAIGH	52.866
11	161	LAYTON	52.873
12	81	SIMS	53.561
13	198	PERRY	53.593
14	177	HOPKINS	53.975
15	77	CRISP	54.186
16	26	LEE	54.367
17	67	HARVEY	54.626
18	69	PERRY	54.713
19	14	DAVIES	54.731
20	152	GOLDSMITH	55.071
21	30	LUFF	55.394
22	62	PRIESTLEY	55.493
23	166	KING	55.774
24	631	CRAGG	55.794
25	55	MANSON-CHUBB	55.822
26	444	HARRISON	56.376
27	134	SKAYMAN	56.573
28	75	SVENSEN	57.325
29	73	TURNER	57.357
30	16	FREWIN	57.554
31	173	BUCHANAN	57.840
32	998	RYBICKI	58.406
33	909	WOODROFFE	58.440
34	251	FERRIS	1:01.833
35			

SECTOR 2

NO	NAME	TIME
45	MACKENZIE	27.952
110	HAIGH	28.081
12	WATT	28.228
161	LAYTON	28.372
25	SMITH	28.390
90	RAPA	28.406
122	EGGINTON	28.441
189	BARAN	28.535
81	SIMS	28.644
115	DONKERSLEY	28.694
237	WOOD	28.740
177	HOPKINS	28.787
17	BATE	28.797
62	PRIESTLEY	29.095
69	PERRY	29.235
198	PERRY	29.428
14	DAVIES	29.447
77	CRISP	29.567
26	LEE	29.694
152	GOLDSMITH	29.733
55	MANSON-CHUBB	29.801
30	LUFF	29.814
75	SVENSEN	29.846
67	HARVEY	29.966
166	KING	30.205
631	CRAGG	30.447
16	FREWIN	30.617
173	BUCHANAN	30.718
909	WOODROFFE	30.800
444	HARRISON	30.921
134	SKAYMAN	30.972
998	RYBICKI	31.210
73	TURNER	31.772
251	FERRIS	33.008

IDEAL / BEST COMPARISON

		PERFECT LAP	1:19.326		
POS	NO	NAME	IDEAL	BEST	DIFF
1	45	MACKENZIE	1:19.326	1:19.466	0.140
2	122	EGGINTON	1:20.284	1:20.284	0.000
3	12	WATT	1:20.752	1:20.752	0.000
4	90	RAPA	1:20.788	1:20.788	0.000
5	17	BATE	1:20.855	1:20.893	0.038
6	25	SMITH	1:20.880	1:20.880	0.000
7	110	HAIGH	1:20.947	1:20.947	0.000
8	189	BARAN	1:20.949	1:21.063	0.114
9	115	DONKERSLEY	1:21.001	1:21.135	0.134
10	161	LAYTON	1:21.245	1:21.582	0.337
11	237	WOOD	1:21.439	1:21.439	0.000
12	81	SIMS	1:22.205	1:22.507	0.302
13	177	HOPKINS	1:22.762	1:22.762	0.000
14	198	PERRY	1:23.021	1:23.287	0.266
15	77	CRISP	1:23.753	1:24.116	0.363
16	69	PERRY	1:23.948	1:23.948	0.000
17	26	LEE	1:24.061	1:24.061	0.000
18	14	DAVIES	1:24.178	1:24.178	0.000
19	62	PRIESTLEY	1:24.588	1:25.586	0.998
20	67	HARVEY	1:24.592	1:24.615	0.023
21	152	GOLDSMITH	1:24.804	1:24.804	0.000
22	30	LUFF	1:25.208	1:25.364	0.156
23	55	MANSON-CHUBB	1:25.623	1:25.868	0.245
24	166	KING	1:25.979	1:26.010	0.031
25	631	CRAGG	1:26.241	1:26.312	0.071
26	75	SVENSEN	1:27.171	1:27.412	0.241
27	444	HARRISON	1:27.297	1:27.959	0.662
28	134	SKAYMAN	1:27.545	1:27.545	0.000
29	16	FREWIN	1:28.171	1:28.392	0.221
30	173	BUCHANAN	1:28.558	1:28.558	0.000
31	73	TURNER	1:29.129	1:29.502	0.373
32	909	WOODROFFE	1:29.240	1:29.668	0.428
33	998	RYBICKI	1:29.616	1:29.925	0.309
34	251	FERRIS	1:34.841	1:34.901	0.060
35	2	GILL			

Weather / Track : Cloudy / Dry

Donington Park National: 1.9790 miles
Date: 01/06/2024 Start: 09:21 Finish: 09:31

Results can be found at www.tsl-timing.com

Printed - 09:58 Saturday, 01 June 2024

BMCRC - MRO Championships 2024 - Rnd 4 @ Donington National

Rookie Minitwins & BMCRC Formula 400

QUALIFYING - STATISTICS

Competitors Started	35
Planned Start	2024-06-01 @ 09:22:00.000
Actual Start	2024-06-01 @ 09:21:32.562
Finish Time	2024-06-01 @ 09:31:37.282
Track Length	1.9790mi.
Total Laps	217
Total Distance Covered	429.4575mi.

Session Fastest Lap History

NO	CL	NAME	LAP TIME	TIME OF DAY	LAP	VEHICLE
30	RMT	**David LUFF**	**1:27.183**	09:23:16.778	1	Suzuki SV 650
90	F400_S	**Steve RAPA**	**1:23.852**	09:23:44.295	1	Honda RVF400 (BRUCE)
45	F400_M	**Marley MACKENZIE**	**1:21.285**	09:24:48.761	2	
115	F400_M	**Jake DONKERSLEY**	**1:21.135**	09:26:17.103	2	Kawasaki ZX4RR
45	F400_M	**Marley MACKENZIE**	**1:20.344**	09:27:30.591	4	
45	F400_M	**Marley MACKENZIE**	**1:20.275**	09:28:50.867	5	
45	F400_M	**Marley MACKENZIE**	**1:19.466**	09:30:10.332	6	

Flag History

TYPE	TIME OF DAY
GREEN	09:21:32.562
FINISH	09:31:37.282

Flag Statistics

TYPE	COUNT	TOTAL LAPS	TOTAL TIME
Green	1	8	11:46.934
Red	0	0	0.000
Safety Car	0	0	0.000
FCY	0	0	0.000

Weather / Track : Cloudy / Dry

Donington Park National: 1.9790 miles
Date: 01/06/2024 Start: 09:21 Finish: 09:31

BMCRC - MRO Championships 2024 - Rnd 4 @ Donington National

Rookie Minitwins & BMCRC Formula 400

QUALIFYING - STATISTICS

CLASS : F400_M

7 Starters

Fastest Lap History

NO	NAME	LAP TIME	TIME OF DAY	LAP	VEHICLE
45	**Marley MACKENZIE**	**1:28.535**	09:23:27.477	1	
45	**Marley MACKENZIE**	**1:21.285**	09:24:48.761	2	
115	**Jake DONKERSLEY**	**1:21.135**	09:26:17.103	2	Kawasaki ZX4RR
45	**Marley MACKENZIE**	**1:20.344**	09:27:30.591	4	
45	**Marley MACKENZIE**	**1:20.275**	09:28:50.867	5	
45	**Marley MACKENZIE**	**1:19.466**	09:30:10.332	6	

Weather / Track : Cloudy / Dry

Donington Park National: 1.9790 miles
Date: 01/06/2024 Start: 09:21 Finish: 09:31

BMCRC - MRO Championships 2024 - Rnd 4 @ Donington National

Rookie Minitwins & BMCRC Formula 400

QUALIFYING - STATISTICS

CLASS : F400_R

1 Starters

Fastest Lap History

NO	NAME	LAP TIME	TIME OF DAY	LAP	VEHICLE
81	**Ollie SIMS**	**1:29.153**	09:23:22.020	1	Kawasaki NINJA 400
81	**Ollie SIMS**	**1:25.147**	09:24:47.167	2	Kawasaki NINJA 400
81	**Ollie SIMS**	**1:23.755**	09:26:10.922	3	Kawasaki NINJA 400
81	**Ollie SIMS**	**1:23.211**	09:27:34.133	4	Kawasaki NINJA 400
81	**Ollie SIMS**	**1:22.507**	09:31:45.570	7	Kawasaki NINJA 400

Weather / Track : Cloudy / Dry

Donington Park National: 1.9790 miles
Date: 01/06/2024 Start: 09:21 Finish: 09:31

BMCRC - MRO Championships 2024 - Rnd 4 @ Donington National

Rookie Minitwins & BMCRC Formula 400

QUALIFYING - STATISTICS

CLASS : F400_S

9 Starters

Fastest Lap History

NO	NAME	LAP TIME	TIME OF DAY	LAP	VEHICLE
26	**Damian LEE**	**1:36.114**	09:23:39.714	1	Kawasaki TZR250
17	**Freddie BATE**	**1:30.009**	09:23:39.816	1	Kawasaki ZXR400
90	**Steve RAPA**	**1:23.852**	09:23:44.295	1	Honda RVF400 (BRUCE)
90	**Steve RAPA**	**1:23.193**	09:26:31.519	3	Honda RVF400 (BRUCE)
12	**Kade WATT**	**1:22.736**	09:26:31.690	3	Kawasaki NINJA 400
90	**Steve RAPA**	**1:22.074**	09:27:53.594	4	Honda RVF400 (BRUCE)
90	**Steve RAPA**	**1:20.788**	09:30:36.860	6	Honda RVF400 (BRUCE)
12	**Kade WATT**	**1:20.752**	09:30:37.325	6	Kawasaki NINJA 400

Weather / Track : Cloudy / Dry

Donington Park National: 1.9790 miles
Date: 01/06/2024 Start: 09:21 Finish: 09:31

BMCRC - MRO Championships 2024 - Rnd 4 @ Donington National

Rookie Minitwins & BMCRC Formula 400

QUALIFYING - STATISTICS

CLASS : F400_S/R

1 Starters

Fastest Lap History

NO	NAME	LAP TIME	TIME OF DAY	LAP	VEHICLE
55	**Magnus MANSON-CHUBB**	**1:30.404**	09:23:22.139	1	Kawasaki ZXR400L
55	**Magnus MANSON-CHUBB**	**1:26.456**	09:24:48.594	2	Kawasaki ZXR400L
55	**Magnus MANSON-CHUBB**	**1:26.171**	09:27:42.422	4	Kawasaki ZXR400L
55	**Magnus MANSON-CHUBB**	**1:26.025**	09:29:08.446	5	Kawasaki ZXR400L
55	**Magnus MANSON-CHUBB**	**1:25.868**	09:30:34.314	6	Kawasaki ZXR400L

Weather / Track : Cloudy / Dry

Donington Park National: 1.9790 miles
Date: 01/06/2024 Start: 09:21 Finish: 09:31

BMCRC - MRO Championships 2024 - Rnd 4 @ Donington National

Rookie Minitwins & BMCRC Formula 400

QUALIFYING - STATISTICS

CLASS : RMT

17 Starters

Fastest Lap History

NO	NAME	LAP TIME	TIME OF DAY	LAP	VEHICLE
30	**David LUFF**	**1:27.183**	09:23:16.778	1	Suzuki SV 650
30	**David LUFF**	**1:25.364**	09:24:42.140	2	Suzuki SV 650
177	**Michael HOPKINS**	**1:24.279**	09:26:09.885	3	Suzuki SV650 SK1
122	**James EGGINTON**	**1:21.748**	09:26:20.753	2	Suzuki SV650
122	**James EGGINTON**	**1:21.733**	09:27:42.485	3	Suzuki SV650
189	**Sebastian BARAN**	**1:21.202**	09:28:25.004	3	Suzuki SV650
122	**James EGGINTON**	**1:20.284**	09:29:02.770	4	Suzuki SV650

Weather / Track : Cloudy / Dry

Donington Park National: 1.9790 miles
Date: 01/06/2024 Start: 09:21 Finish: 09:31

BMCRC - MRO Championships 2024 - Rnd 4 @ Donington National

Rookie Minitwins & BMCRC Formula 400

RACE 2 - GRID (7 Laps)

BMCRC FORMULA 400

BMCRC ROOKIE MINITWINS

ROW 14	1			41	251	Craig FERRIS (1:34.901)	40	998	Ben RYBICKI (1:29.925)
ROW 13	39	909	James WOODROFFE (1:29.668)	38	173	Alex BUCHANAN (1:28.558)	37	16	Adam FREWIN (1:28.392)
ROW 12	36	444	Brian HARRISON (1:27.959)	35	75	Tom SVENSEN (1:27.412)	34	166	Ben KING (1:26.010)
ROW 11	33	62	Max PRIESTLEY (1:25.586)	32	30	David LUFF (1:25.364)	31	14	George DAVIES (1:24.178)
ROW 10	30	77	Joshua CRISP (1:24.116)	29	198	Tony PERRY (1:23.287)	28	177	Michael HOPKINS (1:22.762)
ROW 9	27	237	Tim WOOD (1:21.439)	26	189	Sebastian BARAN (1:21.063)	25	122	James EGGINTON (1:20.284)
ROW 8	24			23			22		
ROW 7	21			20			19	15	Nick SMITH
ROW 6	18	2	Andrew GILL	17	73	Colvin TURNER (1:29.502)	16	134	Toby SKAYMAN (1:27.545)
ROW 5	15	631	Angela CRAGG (1:26.312)	14	55	Magnus MANSON-CHUBB (1:25.868)	13	152	Sean GOLDSMITH (1:24.804)
ROW 4	12	67	Simon HARVEY (1:24.615)	11	26	Damian LEE (1:24.061)	10	69	Kobe PERRY (1:23.948)
ROW 3	9	81	Ollie SIMS (1:22.507)	8	161	Aleisha LAYTON (1:21.582)	7	115	Jake DONKERSLEY (1:21.135)
ROW 2	6	110	Mark HAIGH (1:20.947)	5	17	Freddie BATE (1:20.893)	4	25	Haydon SMITH (1:20.880)
ROW 1	3	90	Steve RAPA (1:20.788)	2	12	Kade WATT (1:20.752)	1	45	Marley MACKENZIE (1:19.466)

Pole

These results are provisional until the conclusion of any judicial and technical matters.

Donington Park National: 1.9790 miles

Clerk Of Course:	Stewards:	Timekeeper: Craig Smith	

Results can be found at www.tsl-timing.com

Printed - 10:00 Saturday, 01 June 2024

TSL SPORTS TIMING TIMING SOLUTIONS LTD

BMCRC - MRO Championships 2024 - Rnd 4 @ Donington National

Rookie Minitwins & BMCRC Formula 400

RACE 2 - CLASSIFICATION

Race Distance: 7 Laps / 13.85 miles

POS	NO	CL	PIC	NAME	ENTRY	LAPS	TIME	GAP	DIFF	MPH	BEST	ON	GRD	↑↓
1	2	F400_M	1	Andrew GILL	Kawasaki ZXR400 -	7	9:16.844			89.31	1:17.960	4	18	17
2	45	F400_M	2	Marley MACKENZIE	- Kirkcaldy Kawasaki, ELPM	7	9:20.658	3.814	3.814	88.71	1:19.384	2	1	-1
3	25	F400_M	3	Haydon SMITH	Kawasaki ZXR400 - Shelf & Rail Co.	7	9:28.502	11.658	7.844	87.48	1:19.810	2	4	1
4	12	F400_S	1	Kade WATT	Kawasaki NINJA 400 - 3D Racing	7	9:28.553	11.709	0.051	87.47	1:20.200	6	2	-2
5	17	F400_S	2	Freddie BATE	Kawasaki ZXR400 - hartjay	7	9:29.060	12.216	0.507	87.40	1:20.160	2	5	0
6	115	F400_M	4	Jake DONKERSLEY	Kawasaki ZX4RR -	7	9:29.448	12.604	0.388	87.34	1:19.961	6	7	1
7	90	F400_S	3	Steve RAPA	Honda RVF400 (BRUCE) - My Own Fair Hands	7	9:35.681	18.837	6.233	86.39	1:20.330	3	3	-4
8	81	F400_R	1	Ollie SIMS	Kawasaki NINJA 400 - Motorbodies Weston ltd	7	9:36.024	19.180	0.343	86.34	1:20.711	3	9	1
9	26	F400_S	4	Damian LEE	Kawasaki TZR250 - Leed Autos	7	9:36.245	19.401	0.221	86.31	1:20.519	3	11	2
10	67	F400_M	5	Simon HARVEY	Kawasaki ZX4RR - Retirement Fund Racing	7	9:39.050	22.206	2.805	85.89	1:21.272	3	12	2
11	631	F400_S	5	Angela CRAGG	Honda NSR MC18 -	7	9:57.342	40.498	18.292	83.26	1:23.463	3	15	4
12	69	F400_M	6	Kobe PERRY	-	7	9:58.211	41.367	0.869	83.14	1:23.639	7	10	-2
13	122	RMT	1	James EGGINTON	Suzuki SV650 - Advance Computer Services - www.ACS.co	7	10:03.919	47.075	5.708	82.35	1:19.188	4	20	7
14	189	RMT	2	Sebastian BARAN	Suzuki SV650 -	7	10:04.086	47.242	0.167	82.33	1:19.330	5	21	7
15	55	F400_S/R	1	Magnus MANSON-CHUBB	Kawasaki ZXR400L -	7	10:07.903	51.059	3.817	81.81	1:23.792	3	14	-1
16	134	F400_S	6	Toby SKAYMAN	- D & A Home Solutions	7	10:21.285	1:04.441	13.382	80.05	1:26.656	4	16	0
17	237	RMT	3	Tim WOOD	Suzuki SV650S - Hel Performance	7	10:24.650	1:07.806	3.365	79.62	1:21.485	6	22	5
18	77	RMT	4	Joshua CRISP	Suzuki SV 650 -	7	10:25.806	1:08.962	1.156	79.47	1:21.737	6	25	7
19	177	RMT	5	Michael HOPKINS	Suzuki SV650 SK1 - MYSELF	7	10:25.917	1:09.073	0.111	79.46	1:21.640	5	23	4
20	198	RMT	6	Tony PERRY	Suzuki SV650 -	7	10:30.221	1:13.377	4.304	78.91	1:20.946	7	24	4
21	14	RMT	7	George DAVIES	Suzuki SV650 - little T's Childcare , JClay Fitness	7	10:31.016	1:14.172	0.795	78.81	1:22.435	7	26	5
22	75	RMT	8	Tom SVENSEN	Suzuki SV650 - Team TSR - HCL Carsales - RG racing	7	10:33.162	1:16.318	2.146	78.55	1:23.101	4	30	8
23	30	RMT	9	David LUFF	Suzuki SV 650 - ATP & Sarah O'Neill	7	10:33.300	1:16.456	0.138	78.53	1:23.131	5	27	4
24	62	RMT	10	Max PRIESTLEY	Suzuki SV650 - Mum and Dad	6	9:20.462	1 Lap	1 Lap	76.02	1:24.879	6	28	4
25	166	RMT	11	Ben KING	Suzuki SV650 -	6	9:24.040	1 Lap	3.578	75.54	1:22.930	4	29	4
26	173	RMT	12	Alex BUCHANAN	Suzuki SV650 - novus resourcing	6	9:30.735	1 Lap	6.695	74.66	1:26.664	2	33	7
27	998	RMT	13	Ben RYBICKI	Suzuki SV - Car events diamondbrite	6	9:38.637	1 Lap	7.902	73.64	1:27.721	6	35	8
28	444	RMT	14	Brian HARRISON	Suzuki SV650 -	6	9:45.747	1 Lap	7.110	72.74	1:27.836	6	31	3
29	909	RMT	15	James WOODROFFE	Suzuki SV650 -	6	9:47.352	1 Lap	1.605	72.54	1:28.949	2	34	5
30	251	RMT	16	Craig FERRIS	Suzuki SV650 - IMP Racing	6	10:12.523	1 Lap	25.171	69.56	1:33.412	6	36	6

NOT CLASSIFIED

DNF	161	F400_M		Aleisha LAYTON	Kawasaki NINJA 400 -	3	4:05.601	4 Laps	3 Laps	86.47	1:19.895	3	8	

FASTEST LAP

2	F400_M	Andrew GILL	Kawasaki ZXR400 -	4	1:17.960	91.38 mph	147.07 kph
122	RMT	James EGGINTON	Suzuki SV650 - Advance Computer Services - www.ACS.co	4	1:19.188	89.97 mph	144.79 kph
17	F400_S	Freddie BATE	Kawasaki ZXR400 - hartjay	2	1:20.160	88.88 mph	143.03 kph
81	F400_R	Ollie SIMS	Kawasaki NINJA 400 - Motorbodies Weston ltd	3	1:20.711	88.27 mph	142.06 kph
55	F400_S/R	Magnus MANSON-CHUBB	Kawasaki ZXR400L -	3	1:23.792	85.02 mph	136.83 kph

Comments:
Class F400_M - 92.5% of Race Speed = 82.61 mph
Class F400_S - 92.5% of Race Speed = 80.90 mph
Class F400_R - 92.5% of Race Speed = 79.86 mph
Class RMT - 92.5% of Race Speed = 76.17 mph
Class F400_S/R - 92.5% of Race Speed = 75.67 mph

Weather / Track : Cloudy / Dry
These results are provisional until the conclusion of any judicial and technical matters.

Date: 01/06/2024 Start: 11:59 Finish: 12:08
Donington Park National: 1.9790 miles

Clerk Of Course:	Stewards:	Timekeeper: Craig Smith	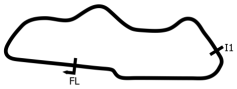

Results can be found at www.tsl-timing.com

Printed - 12:10 Saturday, 01 June 2024

BMCRC - MRO Championships 2024 - Rnd 4 @ Donington National

Rookie Minitwins & BMCRC Formula 400

RACE 2 - LAP CHART

LAP 1 @ 12:00:48.369

NO	BEHIND	LAP TIME
45		1:22.386
25	1.268	1:23.654
12	1.669	1:24.055
17	1.930	1:24.316
115	2.734	1:25.120
161	3.189	1:25.575
2	3.468	1:25.854
81	4.239	1:26.625
67	4.914	1:27.300
26	5.150	1:27.536
631	6.027	1:28.413
69	7.590	1:29.976
55	8.050	1:30.436
90	8.177	1:30.563
134	14.878	1:37.264
122	42.210	2:04.596
189	42.731	2:05.117
177	46.655	2:09.041
77	46.752	2:09.138
14	47.754	2:10.140
30	47.964	2:10.350
166	48.140	2:10.526
198	48.238	2:10.624
237	48.752	2:11.138
75	49.263	2:11.649
62	51.158	2:13.544
173	51.416	2:13.802
998	53.833	2:16.219
909	55.514	2:17.900
251	59.609	2:21.995
444	1:00.816	2:23.202

LAP 2 @ 12:02:07.753

NO	BEHIND	LAP TIME
45		1:19.384
25	1.694	1:19.810
17	2.706	1:20.160
12	3.211	1:20.926
2	3.293	1:19.209
115	3.726	1:20.376
161	3.936	1:20.131
81	5.807	1:20.952
26	6.314	1:20.548
67	6.940	1:21.410
90	9.932	1:21.139
631	10.456	1:23.813
69	12.573	1:24.367
55	12.912	1:24.246
134	23.154	1:27.660
122	42.633	1:19.807
189	42.852	1:19.505
77	51.859	1:24.491
237	52.472	1:23.104
30	52.568	1:23.988
14	52.801	1:24.431
166	53.445	1:24.689
177	53.566	1:26.295
198	53.660	1:24.806
75	54.008	1:24.129
62	57.462	1:25.688
173	58.696	1:26.664
998	1:03.006	1:28.557
909	1:05.079	1:28.949
444	1:09.469	1:28.037
251	1:14.078	1:33.853

LAP 3 @ 12:03:27.290

NO	BEHIND	LAP TIME
45		1:19.537
2	2.533	1:18.777
25	2.690	1:20.533
17	3.728	1:20.559
161	4.294	1:19.895
12	4.700	1:21.026
115	4.823	1:20.634
81	6.981	1:20.711
26	7.296	1:20.519
67	8.675	1:21.272
90	10.725	1:20.330
631	14.382	1:23.463
55	17.167	1:23.792
69	17.617	1:24.581
134	30.665	1:27.048
122	43.087	1:19.991
189	43.137	1:19.822
237	55.266	1:22.331
77	55.972	1:23.650
30	56.491	1:23.460
177	56.849	1:22.820
14	57.410	1:24.146
166	57.863	1:23.955
75	58.045	1:23.574
198	58.507	1:24.384
62	1:03.872	1:25.947
173	1:06.470	1:27.311
998	1:11.836	1:28.367
909	1:14.906	1:29.364
444	1:18.526	1:28.594

LAP 4 @ 12:04:46.855

NO	BEHIND	LAP TIME
45		1:19.565
2	0.928	1:17.960
25	3.297	1:20.172
17	4.924	1:20.761
12	5.800	1:20.665
115	5.995	1:20.737
81	9.152	1:21.736
251	1 Lap	1:34.271
26	9.447	1:21.716
67	10.900	1:21.790
90	12.093	1:20.933
631	20.355	1:25.538
55	21.907	1:24.305
69	22.749	1:24.697
134	37.756	1:26.656
122	42.710	1:19.188
189	43.487	1:19.915
237	58.068	1:22.367
77	58.945	1:22.538
177	59.747	1:22.463
30	1:00.735	1:23.809
14	1:00.893	1:23.048
166	1:01.228	1:22.930
75	1:01.581	1:23.101
198	1:02.016	1:23.074
62	1:09.328	1:25.021
173	1:15.081	1:28.176

LAP 5 @ 12:06:06.524

NO	BEHIND	LAP TIME
2		1:18.741
45	1.143	1:20.812
998	1 Lap	1:28.743
25	5.121	1:21.493
909	1 Lap	1:30.130
17	6.074	1:20.819
115	7.075	1:20.749
12	7.171	1:21.040
444	1 Lap	1:29.352
81	11.130	1:21.647
26	11.549	1:21.771
90	13.299	1:20.875
67	14.013	1:22.782
251	1 Lap	1:34.615
631	26.427	1:25.741
55	26.824	1:24.586
69	27.888	1:24.808
122	42.752	1:19.711
189	43.148	1:19.330
134	45.161	1:27.074
237	1:00.325	1:21.926
77	1:01.399	1:22.123
177	1:01.718	1:21.640
14	1:04.094	1:22.870
30	1:04.197	1:23.131
198	1:04.759	1:22.412
75	1:05.265	1:23.353
62	1:15.042	1:25.383
166	1:17.193	1:35.634

LAP 6 @ 12:07:24.722

NO	BEHIND	LAP TIME
2		1:18.198
45	2.447	1:19.502
173	1 Lap	1:27.356
25	7.848	1:20.925
17	8.573	1:20.697
115	8.838	1:19.961
12	9.173	1:20.200
998	1 Lap	1:29.030
81	14.965	1:22.033
90	15.834	1:20.733
26	15.915	1:22.564
67	18.846	1:23.031
444	1 Lap	1:28.726
909	1 Lap	1:31.606
631	33.468	1:25.239
69	35.833	1:26.143
55	38.623	1:29.997
251	1 Lap	1:34.377
189	44.690	1:19.740
122	45.229	1:20.675
134	54.201	1:27.238
237	1:03.612	1:21.485
77	1:04.938	1:21.737
177	1:05.445	1:21.925
14	1:09.842	1:23.946
198	1:10.536	1:23.975
30	1:11.174	1:25.175
75	1:11.293	1:24.226

LAP 7 @ 12:08:42.827

NO	BEHIND	LAP TIME
2		1:18.105
62	1 Lap	1:24.879
45	3.814	1:19.472
166	1 Lap	1:26.306
25	11.658	1:21.915
12	11.709	1:20.641
17	12.216	1:21.748
115	12.604	1:21.871
173	1 Lap	1:27.426
90	18.837	1:21.108
81	19.180	1:22.320
26	19.401	1:21.591
998	1 Lap	1:27.721
67	22.206	1:21.465
444	1 Lap	1:27.836
909	1 Lap	1:29.403
631	40.498	1:25.135
69	41.367	1:23.639
122	47.075	1:19.951
189	47.242	1:20.657
55	51.059	1:30.541
251	1 Lap	1:33.412
134	1:04.441	1:28.345
237	1:07.806	1:22.299
77	1:08.962	1:22.129
177	1:09.073	1:21.733
198	1:13.377	1:20.946
14	1:14.172	1:22.435
75	1:16.318	1:23.130
30	1:16.456	1:23.387

Weather / Track : Cloudy / Dry

Donington Park National: 1.9790 miles
Date: 01/06/2024 Start: 11:59 Finish: 12:08

Results can be found at www.tsl-timing.com

Printed - 12:10 Saturday, 01 June 2024

BMCRC - MRO Championships 2024 - Rnd 4 @ Donington National

Rookie Minitwins & BMCRC Formula 400

RACE 2 - POSITION CHART

No	Name	Lap Pos	1	2	3	4	5	6	7
45	MACKENZIE	1	45	45	45	45	2	2	2
12	WATT	2	25	25	2	2	45	45	45
90	RAPA	3	12	17	25	25	25	25	25
25	SMITH	4	17	12	17	17	17	17	12
17	BATE	5	115	2	161	12	115	115	17
115	DONKERSLEY	6	161	115	12	115	12	12	115
161	LAYTON	7	2	161	115	81	81	81	90
81	SIMS	8	81	81	81	26	26	90	81
69	PERRY	9	67	26	26	67	90	26	26
26	LEE	10	26	67	67	90	67	67	67
67	HARVEY	11	631	90	90	631	631	631	631
55	MANSON-CHUBB	12	69	631	631	55	55	69	69
631	CRAGG	13	55	69	55	69	69	55	122
134	SKAYMAN	14	90	55	69	134	122	189	189
2	GILL	15	134	134	134	122	189	122	55
122	EGGINTON	16	122	122	122	189	134	134	134
189	BARAN	17	189	189	189	237	237	237	237
237	WOOD	18	177	77	237	77	77	77	77
177	HOPKINS	19	77	237	77	177	177	177	177
198	PERRY	20	14	30	30	30	14	14	198
77	CRISP	21	30	14	177	14	30	198	14
14	DAVIES	22	166	166	14	166	198	30	75
30	LUFF	23	198	177	166	75	75	75	30
62	PRIESTLEY	24	237	198	75	198	62	62	
166	KING	25	75	75	198	62	166	166	
75	SVENSEN	26	62	62	62	173	173	173	
444	HARRISON	27	173	173	173	998	998	998	
173	BUCHANAN	28	998	998	998	909	444	444	
909	WOODROFFE	29	909	909	909	444	909	909	
998	RYBICKI	30	251	444	444	251	251	251	
251	FERRIS	31	444	251	251				

Weather / Track : Cloudy / Dry

Donington Park National: 1.9790 miles
Date: 01/06/2024 Start: 11:59 Finish: 12:08

Results can be found at www.tsl-timing.com

Printed - 12:10 Saturday, 01 June 2024

BMCRC - MRO Championships 2024 - Rnd 4 @ Donington National

Rookie Minitwins & BMCRC Formula 400

RACE 2 - SECTOR ANALYSIS

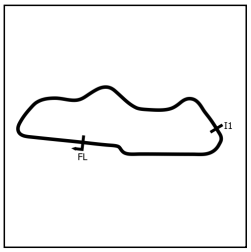

SECTOR 1 = FL to I1, SECTOR 2 = I1 to FL, DIFF = Difference To Personal Best Lap, P = Crossed Finish Line in Pit Lane, D = Time Disallowed

P1 2 F400_M Andrew GILL

Kawasaki ZXR400 -

IDEAL LAP TIME : 1:17.885 BEST LAP TIME : 1:17.960 DIFFERENCE : 0.075

LAP	SECTOR 1	SECTOR 2	LAP TIME	MPH	DIFF	TIME OF DAY
1 -		28.328	1:25.854	82.98	7.894	12:00:51.837
2 -	50.727	28.482	1:19.209	89.94	1.249	12:02:11.046
3 -	50.802	27.975	1:18.777	90.44	0.817	12:03:29.823
4 -	50.761	***27.199***	***1:17.960*** **(1)**	***91.38***		***12:04:47.783***
5 -	50.972	27.769	1:18.741	90.48	0.781	12:06:06.524
6 -	50.699	27.499	1:18.198 **(3)**	91.11	0.238	12:07:24.722
7 -	***50.686***	27.419	1:18.105 **(2)**	91.21	0.145	12:08:42.827

P2 45 F400_M Marley MACKENZIE

- Kirkcaldy Kawasaki, ELPM

IDEAL LAP TIME : 1:19.195 BEST LAP TIME : 1:19.384 DIFFERENCE : 0.189

LAP	SECTOR 1	SECTOR 2	LAP TIME	MPH	DIFF	TIME OF DAY
1 -		28.040	1:22.386	86.47	3.002	12:00:48.369
2 -	51.385	27.999	***1:19.384*** **(1)**	***89.74***		***12:02:07.753***
3 -	51.352	28.185	1:19.537	89.57	0.153	12:03:27.290
4 -	51.592	***27.973***	1:19.565	89.54	0.181	12:04:46.855
5 -	51.612	29.200	1:20.812	88.16	1.428	12:06:07.667
6 -	51.263	28.239	1:19.502 **(3)**	89.61	0.118	12:07:27.169
7 -	***51.222***	28.250	1:19.472 **(2)**	89.64	0.088	12:08:46.641

P3 25 F400_M Haydon SMITH

Kawasaki ZXR400 - Shelf & Rail Co.

IDEAL LAP TIME : 1:19.745 BEST LAP TIME : 1:19.810 DIFFERENCE : 0.065

LAP	SECTOR 1	SECTOR 2	LAP TIME	MPH	DIFF	TIME OF DAY
1 -		28.458	1:23.654	85.16	3.844	12:00:49.637
2 -	***51.408***	28.402	***1:19.810*** **(1)**	***89.27***		***12:02:09.447***
3 -	51.954	28.579	1:20.533 **(3)**	88.46	0.723	12:03:29.980
4 -	51.835	***28.337***	1:20.172 **(2)**	88.86	0.362	12:04:50.152
5 -	52.190	29.303	1:21.493	87.42	1.683	12:06:11.645
6 -	52.362	28.563	1:20.925	88.04	1.115	12:07:32.570
7 -	53.070	28.845	1:21.915	86.97	2.105	12:08:54.485

P4 12 F400_S Kade WATT

Kawasaki NINJA 400 - 3D Racing

IDEAL LAP TIME : 1:20.038 BEST LAP TIME : 1:20.200 DIFFERENCE : 0.162

LAP	SECTOR 1	SECTOR 2	LAP TIME	MPH	DIFF	TIME OF DAY
1 -		28.537	1:24.055	84.76	3.855	12:00:50.038
2 -	52.145	28.781	1:20.926	88.03	0.726	12:02:10.964
3 -	52.007	29.019	1:21.026	87.93	0.826	12:03:31.990
4 -	52.186	28.479	1:20.665 **(3)**	88.32	0.465	12:04:52.655
5 -	***51.806***	29.234	1:21.040	87.91	0.840	12:06:13.695
6 -	51.968	***28.232***	***1:20.200*** **(1)**	***88.83***		***12:07:33.895***
7 -	52.194	28.447	1:20.641 **(2)**	88.35	0.441	12:08:54.536

P5 17 F400_S Freddie BATE

Kawasaki ZXR400 - hartjay

IDEAL LAP TIME : 1:20.160 BEST LAP TIME : 1:20.160 DIFFERENCE : 0.000

LAP	SECTOR 1	SECTOR 2	LAP TIME	MPH	DIFF	TIME OF DAY
1 -		28.299	1:24.316	84.49	4.156	12:00:50.299
2 -	***52.008***	***28.152***	***1:20.160*** **(1)**	***88.88***		***12:02:10.459***
3 -	52.382	28.177	1:20.559 **(2)**	88.44	0.399	12:03:31.018
4 -	52.102	28.659	1:20.761	88.21	0.601	12:04:51.779
5 -	52.031	28.788	1:20.819	88.15	0.659	12:06:12.598
6 -	52.043	28.654	1:20.697 **(3)**	88.28	0.537	12:07:33.295
7 -	53.157	28.591	1:21.748	87.15	1.588	12:08:55.043

Weather / Track : Cloudy / Dry

Donington Park National: 1.9790 miles
Date: 01/06/2024 Start: 11:59 Finish: 12:08

BMCRC - MRO Championships 2024 - Rnd 4 @ Donington National

Rookie Minitwins & BMCRC Formula 400

RACE 2 - SECTOR ANALYSIS

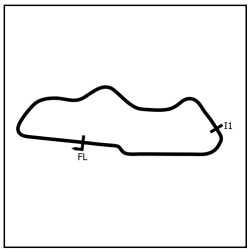

SECTOR 1 = FL to I1, SECTOR 2 = I1 to FL, DIFF = Difference To Personal Best Lap, P = Crossed Finish Line in Pit Lane, D = Time Disallowed

P6 115 F400_M Jake DONKERSLEY

Kawasaki ZX4RR -

IDEAL LAP TIME : 1:19.678 BEST LAP TIME : 1:19.961 DIFFERENCE : 0.283

LAP	SECTOR 1	SECTOR 2	LAP TIME	MPH	DIFF	TIME OF DAY
1 -		28.293	1:25.120	83.70	5.159	12:00:51.103
2 -	***51.477***	28.899	1:20.376 **(2)**	88.64	0.415	12:02:11.479
3 -	51.630	29.004	1:20.634 **(3)**	88.35	0.673	12:03:32.113
4 -	52.359	28.378	1:20.737	88.24	0.776	12:04:52.850
5 -	51.823	28.926	1:20.749	88.23	0.788	12:06:13.599
6 -	51.760	***28.201***	***1:19.961*** **(1)**	***89.10***		***12:07:33.560***
7 -	52.725	29.146	1:21.871	87.02	1.910	12:08:55.431

P7 90 F400_S Steve RAPA

Honda RVF400 (BRUCE) - My Own Fair Hands

IDEAL LAP TIME : 1:20.330 BEST LAP TIME : 1:20.330 DIFFERENCE : 0.000

LAP	SECTOR 1	SECTOR 2	LAP TIME	MPH	DIFF	TIME OF DAY
1 -		28.514	1:30.563	78.67	10.233	12:00:56.546
2 -	52.056	29.083	1:21.139	87.80	0.809	12:02:17.685
3 -	***51.940***	***28.390***	***1:20.330*** **(1)**	***88.69***		***12:03:38.015***
4 -	51.963	28.970	1:20.933	88.03	0.603	12:04:58.948
5 -	52.397	28.478	1:20.875 **(3)**	88.09	0.545	12:06:19.823
6 -	52.081	28.652	1:20.733 **(2)**	88.24	0.403	12:07:40.556
7 -	52.291	28.817	1:21.108	87.84	0.778	12:09:01.664

P8 81 F400_R Ollie SIMS

Kawasaki NINJA 400 - Motorbodies Weston ltd

IDEAL LAP TIME : 1:20.374 BEST LAP TIME : 1:20.711 DIFFERENCE : 0.337

LAP	SECTOR 1	SECTOR 2	LAP TIME	MPH	DIFF	TIME OF DAY
1 -		29.250	1:26.625	82.24	5.914	12:00:52.608
2 -	52.612	***28.340***	1:20.952 **(2)**	88.01	0.241	12:02:13.560
3 -	***52.034***	28.677	***1:20.711*** **(1)**	***88.27***		***12:03:34.271***
4 -	52.136	29.600	1:21.736	87.16	1.025	12:04:56.007
5 -	52.892	28.755	1:21.647 **(3)**	87.26	0.936	12:06:17.654
6 -	53.117	28.916	1:22.033	86.85	1.322	12:07:39.687
7 -	53.488	28.832	1:22.320	86.54	1.609	12:09:02.007

P9 26 F400_S Damian LEE

Kawasaki TZR250 - Leed Autos

IDEAL LAP TIME : 1:20.385 BEST LAP TIME : 1:20.519 DIFFERENCE : 0.134

LAP	SECTOR 1	SECTOR 2	LAP TIME	MPH	DIFF	TIME OF DAY
1 -		28.817	1:27.536	81.39	7.017	12:00:53.519
2 -	52.146	***28.402***	1:20.548 **(2)**	88.45	0.029	12:02:14.067
3 -	***51.983***	28.536	***1:20.519*** **(1)**	***88.48***		***12:03:34.586***
4 -	52.324	29.392	1:21.716	87.18	1.197	12:04:56.302
5 -	52.788	28.983	1:21.771	87.12	1.252	12:06:18.073
6 -	53.649	28.915	1:22.564	86.29	2.045	12:07:40.637
7 -	53.098	28.493	1:21.591 **(3)**	87.32	1.072	12:09:02.228

P10 67 F400_M Simon HARVEY

Kawasaki ZX4RR - Retirement Fund Racing

IDEAL LAP TIME : 1:20.770 BEST LAP TIME : 1:21.272 DIFFERENCE : 0.502

LAP	SECTOR 1	SECTOR 2	LAP TIME	MPH	DIFF	TIME OF DAY
1 -		29.171	1:27.300	81.61	6.028	12:00:53.283
2 -	52.766	***28.644***	1:21.410 **(2)**	87.51	0.138	12:02:14.693
3 -	***52.126***	29.146	***1:21.272*** **(1)**	***87.66***		***12:03:35.965***
4 -	52.624	29.166	1:21.790	87.10	0.518	12:04:57.755
5 -	53.820	28.962	1:22.782	86.06	1.510	12:06:20.537
6 -	52.501	30.530	1:23.031	85.80	1.759	12:07:43.568
7 -	52.582	28.883	1:21.465 **(3)**	87.45	0.193	12:09:05.033

BMCRC - MRO Championships 2024 - Rnd 4 @ Donington National

Rookie Minitwins & BMCRC Formula 400

RACE 2 - SECTOR ANALYSIS

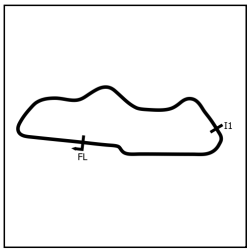

SECTOR 1 = FL to I1, SECTOR 2 = I1 to FL, DIFF = Difference To Personal Best Lap, P = Crossed Finish Line in Pit Lane, D = Time Disallowed

P11 631 F400_S Angela CRAGG Honda NSR MC18 -

IDEAL LAP TIME : 1:23.262 BEST LAP TIME : 1:23.463 DIFFERENCE : 0.201

LAP	SECTOR 1	SECTOR 2	LAP TIME	MPH	DIFF	TIME OF DAY
1 -		***29.263***	1:28.413	80.58	4.950	12:00:54.396
2 -	54.056	29.757	1:23.813 **(2)**	85.00	0.350	12:02:18.209
3 -	***53.999***	29.464	***1:23.463*** **(1)**	***85.36***		***12:03:41.672***
4 -	54.655	30.883	1:25.538	83.29	2.075	12:05:07.210
5 -	55.443	30.298	1:25.741	83.09	2.278	12:06:32.951
6 -	55.633	29.606	1:25.239	83.58	1.776	12:07:58.190
7 -	55.043	30.092	1:25.135 **(3)**	83.68	1.672	12:09:23.325

P12 69 F400_M Kobe PERRY -

IDEAL LAP TIME : 1:23.639 BEST LAP TIME : 1:23.639 DIFFERENCE : 0.000

LAP	SECTOR 1	SECTOR 2	LAP TIME	MPH	DIFF	TIME OF DAY
1 -		29.756	1:29.976	79.18	6.337	12:00:55.959
2 -	54.575	29.792	1:24.367 **(2)**	84.44	0.728	12:02:20.326
3 -	54.390	30.191	1:24.581 **(3)**	84.23	0.942	12:03:44.907
4 -	54.471	30.226	1:24.697	84.11	1.058	12:05:09.604
5 -	54.371	30.437	1:24.808	84.00	1.169	12:06:34.412
6 -	56.232	29.911	1:26.143	82.70	2.504	12:08:00.555
7 -	***53.936***	***29.703***	***1:23.639*** **(1)**	***85.18***		***12:09:24.194***

P13 122 RMT James EGGINTON Suzuki SV650 - Advance Computer Services - www.ACS.co.uk

IDEAL LAP TIME : 1:19.188 BEST LAP TIME : 1:19.188 DIFFERENCE : 0.000

LAP	SECTOR 1	SECTOR 2	LAP TIME	MPH	DIFF	TIME OF DAY
1 -		28.287	2:04.596	57.18	45.408	12:01:30.579
2 -	51.461	28.346	1:19.807 **(3)**	89.27	0.619	12:02:50.386
3 -	51.843	28.148	1:19.991	89.06	0.803	12:04:10.377
4 -	***51.183***	***28.005***	***1:19.188*** **(1)**	***89.97***		***12:05:29.565***
5 -	51.288	28.423	1:19.711 **(2)**	89.38	0.523	12:06:49.276
6 -	51.922	28.753	1:20.675	88.31	1.487	12:08:09.951
7 -	51.573	28.378	1:19.951	89.11	0.763	12:09:29.902

P14 189 RMT Sebastian BARAN Suzuki SV650 -

IDEAL LAP TIME : 1:18.974 BEST LAP TIME : 1:19.330 DIFFERENCE : 0.356

LAP	SECTOR 1	SECTOR 2	LAP TIME	MPH	DIFF	TIME OF DAY
1 -		27.801	2:05.117	56.94	45.787	12:01:31.100
2 -	51.368	28.137	1:19.505 **(2)**	89.61	0.175	12:02:50.605
3 -	51.944	27.878	1:19.822	89.25	0.492	12:04:10.427
4 -	51.587	28.328	1:19.915	89.15	0.585	12:05:30.342
5 -	***51.227***	28.103	***1:19.330*** **(1)**	***89.81***		***12:06:49.672***
6 -	51.820	27.920	1:19.740 **(3)**	89.34	0.410	12:08:09.412
7 -	52.910	***27.747***	1:20.657	88.33	1.327	12:09:30.069

P15 55 F400_S/F Magnus MANSON-CHUBB Kawasaki ZXR400L -

IDEAL LAP TIME : 1:23.344 BEST LAP TIME : 1:23.792 DIFFERENCE : 0.448

LAP	SECTOR 1	SECTOR 2	LAP TIME	MPH	DIFF	TIME OF DAY
1 -		29.752	1:30.436	78.78	6.644	12:00:56.419
2 -	54.913	29.333	1:24.246 **(2)**	84.56	0.454	12:02:20.665
3 -	54.546	***29.246***	***1:23.792*** **(1)**	***85.02***		***12:03:44.457***
4 -	***54.098***	30.207	1:24.305 **(3)**	84.51	0.513	12:05:08.762
5 -	54.725	29.861	1:24.586	84.22	0.794	12:06:33.348
6 -	58.731	31.266	1:29.997	79.16	6.205	12:08:03.345
7 -	59.292	31.249	1:30.541	78.68	6.749	12:09:33.886

BMCRC - MRO Championships 2024 - Rnd 4 @ Donington National

Rookie Minitwins & BMCRC Formula 400

RACE 2 - SECTOR ANALYSIS

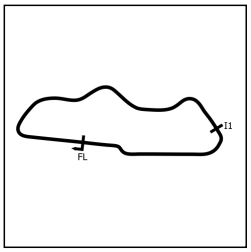

SECTOR 1 = FL to I1, SECTOR 2 = I1 to FL, DIFF = Difference To Personal Best Lap, P = Crossed Finish Line in Pit Lane, D = Time Disallowed

P16 134 F400_S Toby SKAYMAN - D & A Home Solutions

IDEAL LAP TIME : 1:26.609 BEST LAP TIME : 1:26.656 DIFFERENCE : 0.047

LAP	SECTOR 1	SECTOR 2	LAP TIME	MPH	DIFF	TIME OF DAY
1 -		31.507	1:37.264	73.25	10.608	12:01:03.247
2 -	56.312	31.348	1:27.660	81.27	1.004	12:02:30.907
3 -	56.068	30.980	1:27.048 (2)	81.84	0.392	12:03:57.955
4 -	***55.839***	30.817	***1:26.656 (1)***	***82.21***		***12:05:24.611***
5 -	56.304	***30.770***	1:27.074 (3)	81.82	0.418	12:06:51.685
6 -	56.137	31.101	1:27.238	81.66	0.582	12:08:18.923
7 -	56.757	31.588	1:28.345	80.64	1.689	12:09:47.268

P17 237 RMT Tim WOOD Suzuki SV650S - Hel Performance

IDEAL LAP TIME : 1:21.485 BEST LAP TIME : 1:21.485 DIFFERENCE : 0.000

LAP	SECTOR 1	SECTOR 2	LAP TIME	MPH	DIFF	TIME OF DAY
1 -		29.261	2:11.138	54.32	49.653	12:01:37.121
2 -	53.538	29.566	1:23.104	85.73	1.619	12:03:00.225
3 -	53.247	29.084	1:22.331	86.53	0.846	12:04:22.556
4 -	53.361	29.006	1:22.367	86.49	0.882	12:05:44.923
5 -	53.016	28.910	1:21.926 (2)	86.96	0.441	12:07:06.849
6 -	***52.706***	***28.779***	***1:21.485 (1)***	***87.43***		***12:08:28.334***
7 -	53.355	28.944	1:22.299 (3)	86.57	0.814	12:09:50.633

P18 77 RMT Joshua CRISP Suzuki SV 650 -

IDEAL LAP TIME : 1:21.737 BEST LAP TIME : 1:21.737 DIFFERENCE : 0.000

LAP	SECTOR 1	SECTOR 2	LAP TIME	MPH	DIFF	TIME OF DAY
1 -		29.914	2:09.138	55.17	47.401	12:01:35.121
2 -	54.375	30.116	1:24.491	84.32	2.754	12:02:59.612
3 -	54.165	29.485	1:23.650	85.17	1.913	12:04:23.262
4 -	53.315	29.223	1:22.538	86.31	0.801	12:05:45.800
5 -	53.180	28.943	1:22.123 (2)	86.75	0.386	12:07:07.923
6 -	***52.940***	***28.797***	***1:21.737 (1)***	***87.16***		***12:08:29.660***
7 -	53.195	28.934	1:22.129 (3)	86.74	0.392	12:09:51.789

P19 177 RMT Michael HOPKINS Suzuki SV650 SK1 - MYSELF

IDEAL LAP TIME : 1:21.310 BEST LAP TIME : 1:21.640 DIFFERENCE : 0.330

LAP	SECTOR 1	SECTOR 2	LAP TIME	MPH	DIFF	TIME OF DAY
1 -		29.370	2:09.041	55.21	47.401	12:01:35.024
2 -	54.430	31.865	1:26.295	82.56	4.655	12:03:01.319
3 -	53.973	28.847	1:22.820	86.02	1.180	12:04:24.139
4 -	53.201	29.262	1:22.463	86.39	0.823	12:05:46.602
5 -	***52.620***	29.020	***1:21.640 (1)***	***87.26***		***12:07:08.242***
6 -	52.990	28.935	1:21.925 (3)	86.96	0.285	12:08:30.167
7 -	53.043	***28.690***	1:21.733 (2)	87.16	0.093	12:09:51.900

P20 198 RMT Tony PERRY Suzuki SV650 -

IDEAL LAP TIME : 1:20.946 BEST LAP TIME : 1:20.946 DIFFERENCE : 0.000

LAP	SECTOR 1	SECTOR 2	LAP TIME	MPH	DIFF	TIME OF DAY
1 -		29.423	2:10.624	54.54	49.678	12:01:36.607
2 -	54.113	30.693	1:24.806	84.01	3.860	12:03:01.413
3 -	55.274	29.110	1:24.384	84.43	3.438	12:04:25.797
4 -	53.492	29.582	1:23.074 (3)	85.76	2.128	12:05:48.871
5 -	53.051	29.361	1:22.412 (2)	86.45	1.466	12:07:11.283
6 -	54.600	29.375	1:23.975	84.84	3.029	12:08:35.258
7 -	***52.553***	***28.393***	***1:20.946 (1)***	***88.01***		***12:09:56.204***

BMCRC - MRO Championships 2024 - Rnd 4 @ Donington National

Rookie Minitwins & BMCRC Formula 400

RACE 2 - SECTOR ANALYSIS

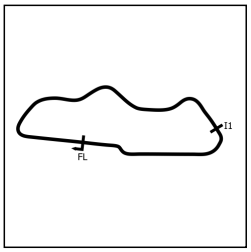

SECTOR 1 = FL to I1, SECTOR 2 = I1 to FL, DIFF = Difference To Personal Best Lap, P = Crossed Finish Line in Pit Lane, D = Time Disallowed

P21 14 RMT George DAVIES Suzuki SV650 - little T's Childcare , JClay Fitness

IDEAL LAP TIME : 1:22.335 BEST LAP TIME : 1:22.435 DIFFERENCE : 0.100

LAP	SECTOR 1	SECTOR 2	LAP TIME	MPH	DIFF	TIME OF DAY
1 -		29.811	2:10.140	54.74	47.705	12:01:36.123
2 -	54.302	30.129	1:24.431	84.38	1.996	12:03:00.554
3 -	55.256	28.890	1:24.146	84.67	1.711	12:04:24.700
4 -	***53.512***	29.536	1:23.048 **(3)**	85.78	0.613	12:05:47.748
5 -	53.672	29.198	1:22.870 **(2)**	85.97	0.435	12:07:10.618
6 -	54.839	29.107	1:23.946	84.87	1.511	12:08:34.564
7 -	53.612	***28.823***	***1:22.435*** **(1)**	***86.42***		***12:09:56.999***

P22 75 RMT Tom SVENSEN Suzuki SV650 - Team TSR - HCL Carsales - RG racing

IDEAL LAP TIME : 1:22.583 BEST LAP TIME : 1:23.101 DIFFERENCE : 0.518

LAP	SECTOR 1	SECTOR 2	LAP TIME	MPH	DIFF	TIME OF DAY
1 -		29.700	2:11.649	54.11	48.548	12:01:37.632
2 -	54.066	30.063	1:24.129	84.68	1.028	12:03:01.761
3 -	54.684	28.890	1:23.574	85.24	0.473	12:04:25.335
4 -	***53.757***	29.344	***1:23.101*** **(1)**	***85.73***		***12:05:48.436***
5 -	54.050	29.303	1:23.353 **(3)**	85.47	0.252	12:07:11.789
6 -	54.998	29.228	1:24.226	84.58	1.125	12:08:36.015
7 -	54.304	***28.826***	1:23.130 **(2)**	85.70	0.029	12:09:59.145

P23 30 RMT David LUFF Suzuki SV 650 - ATP & Sarah O'Neill

IDEAL LAP TIME : 1:22.385 BEST LAP TIME : 1:23.131 DIFFERENCE : 0.746

LAP	SECTOR 1	SECTOR 2	LAP TIME	MPH	DIFF	TIME OF DAY
1 -		29.346	2:10.350	54.65	47.219	12:01:36.333
2 -	53.610	30.378	1:23.988	84.82	0.857	12:03:00.321
3 -	54.547	***28.913***	1:23.460 **(3)**	85.36	0.329	12:04:23.781
4 -	54.107	29.702	1:23.809	85.01	0.678	12:05:47.590
5 -	***53.472***	29.659	***1:23.131*** **(1)**	***85.70***		***12:07:10.721***
6 -	55.556	29.619	1:25.175	83.64	2.044	12:08:35.896
7 -	53.969	29.418	1:23.387 **(2)**	85.44	0.256	12:09:59.283

P24 62 RMT Max PRIESTLEY Suzuki SV650 - Mum and Dad

IDEAL LAP TIME : 1:24.812 BEST LAP TIME : 1:24.879 DIFFERENCE : 0.067

LAP	SECTOR 1	SECTOR 2	LAP TIME	MPH	DIFF	TIME OF DAY
1 -		30.181	2:13.544	53.35	48.665	12:01:39.527
2 -	55.300	30.388	1:25.688	83.14	0.809	12:03:05.215
3 -	56.229	***29.718***	1:25.947	82.89	1.068	12:04:31.162
4 -	55.110	29.911	1:25.021 **(2)**	83.79	0.142	12:05:56.183
5 -	55.124	30.259	1:25.383 **(3)**	83.44	0.504	12:07:21.566
6 -	***55.094***	29.785	***1:24.879*** **(1)**	***83.93***		***12:08:46.445***

P25 166 RMT Ben KING Suzuki SV650 -

IDEAL LAP TIME : 1:22.372 BEST LAP TIME : 1:22.930 DIFFERENCE : 0.558

LAP	SECTOR 1	SECTOR 2	LAP TIME	MPH	DIFF	TIME OF DAY
1 -		29.740	2:10.526	54.58	47.596	12:01:36.509
2 -	54.695	29.994	1:24.689 **(3)**	84.12	1.759	12:03:01.198
3 -	54.794	***29.161***	1:23.955 **(2)**	84.86	1.025	12:04:25.153
4 -	***53.211***	29.719	***1:22.930*** **(1)**	***85.91***		***12:05:48.083***
5 -	53.677	41.957	1:35.634	74.49	12.704	12:07:23.717
6 -	55.746	30.560	1:26.306	82.55	3.376	12:08:50.023

BMCRC - MRO Championships 2024 - Rnd 4 @ Donington National

Rookie Minitwins & BMCRC Formula 400

RACE 2 - SECTOR ANALYSIS

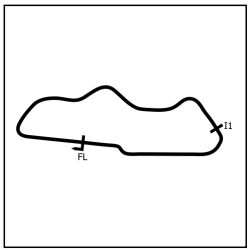

SECTOR 1 = FL to I1, SECTOR 2 = I1 to FL, DIFF = Difference To Personal Best Lap, P = Crossed Finish Line in Pit Lane, D = Time Disallowed

P26 173 RMT Alex BUCHANAN Suzuki SV650 - novus resourcing

IDEAL LAP TIME : 1:26.531 BEST LAP TIME : 1:26.664 DIFFERENCE : 0.133

LAP	SECTOR 1	SECTOR 2	LAP TIME	MPH	DIFF	TIME OF DAY
1 -		30.889	2:13.802	53.24	47.138	12:01:39.785
2 -	***56.561***	30.103	***1:26.664*** **(1)**	***82.20***		***12:03:06.449***
3 -	57.116	30.195	1:27.311 **(2)**	81.60	0.647	12:04:33.760
4 -	57.406	30.770	1:28.176	80.80	1.512	12:06:01.936
5 -	56.856	30.500	1:27.356 **(3)**	81.55	0.692	12:07:29.292
6 -	57.456	***29.970***	1:27.426	81.49	0.762	12:08:56.718

P27 998 RMT Ben RYBICKI Suzuki SV - Car events diamondbrite

IDEAL LAP TIME : 1:27.721 BEST LAP TIME : 1:27.721 DIFFERENCE : 0.000

LAP	SECTOR 1	SECTOR 2	LAP TIME	MPH	DIFF	TIME OF DAY
1 -		31.259	2:16.219	52.30	48.498	12:01:42.202
2 -	57.524	31.033	1:28.557 **(3)**	80.45	0.836	12:03:10.759
3 -	57.518	30.849	1:28.367 **(2)**	80.62	0.646	12:04:39.126
4 -	57.633	31.110	1:28.743	80.28	1.022	12:06:07.869
5 -	58.050	30.980	1:29.030	80.02	1.309	12:07:36.899
6 -	***56.906***	***30.815***	***1:27.721*** **(1)**	***81.21***		***12:09:04.620***

P28 444 RMT Brian HARRISON Suzuki SV650 -

IDEAL LAP TIME : 1:27.836 BEST LAP TIME : 1:27.836 DIFFERENCE : 0.000

LAP	SECTOR 1	SECTOR 2	LAP TIME	MPH	DIFF	TIME OF DAY
1 -		31.120	2:23.202	49.75	55.366	12:01:49.185
2 -	57.249	30.788	1:28.037 **(2)**	80.92	0.201	12:03:17.222
3 -	57.609	30.985	1:28.594 **(3)**	80.41	0.758	12:04:45.816
4 -	57.729	31.623	1:29.352	79.73	1.516	12:06:15.168
5 -	57.393	31.333	1:28.726	80.29	0.890	12:07:43.894
6 -	***57.060***	***30.776***	***1:27.836*** **(1)**	***81.11***		***12:09:11.730***

P29 909 RMT James WOODROFFE Suzuki SV650 -

IDEAL LAP TIME : 1:28.542 BEST LAP TIME : 1:28.949 DIFFERENCE : 0.407

LAP	SECTOR 1	SECTOR 2	LAP TIME	MPH	DIFF	TIME OF DAY
1 -		31.555	2:17.900	51.66	48.951	12:01:43.883
2 -	***57.558***	31.391	***1:28.949*** **(1)**	***80.09***		***12:03:12.832***
3 -	57.936	31.428	1:29.364 **(2)**	79.72	0.415	12:04:42.196
4 -	58.152	31.978	1:30.130	79.04	1.181	12:06:12.326
5 -	58.441	33.165	1:31.606	77.77	2.657	12:07:43.932
6 -	58.419	***30.984***	1:29.403 **(3)**	79.69	0.454	12:09:13.335

P30 251 RMT Craig FERRIS Suzuki SV650 - IMP Racing

IDEAL LAP TIME : 1:33.219 BEST LAP TIME : 1:33.412 DIFFERENCE : 0.193

LAP	SECTOR 1	SECTOR 2	LAP TIME	MPH	DIFF	TIME OF DAY
1 -		33.202	2:21.995	50.17	48.583	12:01:47.978
2 -	***1:01.087***	32.766	1:33.853 **(2)**	75.91	0.441	12:03:21.831
3 -	1:01.797	32.474	1:34.271 **(3)**	75.57	0.859	12:04:56.102
4 -	1:01.982	32.633	1:34.615	75.30	1.203	12:06:30.717
5 -	1:01.365	33.012	1:34.377	75.49	0.965	12:08:05.094
6 -	1:01.280	***32.132***	***1:33.412*** **(1)**	***76.27***		***12:09:38.506***

P31 161 F400_M Aleisha LAYTON Kawasaki NINJA 400 -

IDEAL LAP TIME : 1:19.872 BEST LAP TIME : 1:19.895 DIFFERENCE : 0.023

LAP	SECTOR 1	SECTOR 2	LAP TIME	MPH	DIFF	TIME OF DAY
1 -		28.506	1:25.575	83.25	5.680	12:00:51.558
2 -	52.077	***28.054***	1:20.131 **(2)**	88.91	0.236	12:02:11.689
3 -	***51.818***	28.077	***1:19.895*** **(1)**	***89.17***		***12:03:31.584***

BMCRC - MRO Championships 2024 - Rnd 4 @ Donington National

Rookie Minitwins & BMCRC Formula 400

RACE 2 - BEST SECTORS

SECTOR 1				SECTOR 2			IDEAL / BEST COMPARISON					
POS	NO	NAME	TIME	NO	NAME	TIME	POS	NO	NAME	IDEAL	BEST	DIFF
									PERFECT LAP	1:17.885		
1	2	GILL	50.686	2	GILL	27.199	1	2	GILL	1:17.885	1:17.960	0.075
2	122	EGGINTON	51.183	189	BARAN	27.747	2	189	BARAN	1:18.974	1:19.330	0.356
3	45	MACKENZIE	51.222	45	MACKENZIE	27.973	3	122	EGGINTON	1:19.188	1:19.188	0.000
4	189	BARAN	51.227	122	EGGINTON	28.005	4	45	MACKENZIE	1:19.195	1:19.384	0.189
5	25	SMITH	51.408	161	LAYTON	28.054	5	115	DONKERSLEY	1:19.678	1:19.961	0.283
6	115	DONKERSLEY	51.477	17	BATE	28.152	6	25	SMITH	1:19.745	1:19.810	0.065
7	12	WATT	51.806	115	DONKERSLEY	28.201	7	161	LAYTON	1:19.872	1:19.895	0.023
8	161	LAYTON	51.818	12	WATT	28.232	8	12	WATT	1:20.038	1:20.200	0.162
9	90	RAPA	51.940	25	SMITH	28.337	9	17	BATE	1:20.160	1:20.160	0.000
10	26	LEE	51.983	81	SIMS	28.340	10	90	RAPA	1:20.330	1:20.330	0.000
11	17	BATE	52.008	90	RAPA	28.390	11	81	SIMS	1:20.374	1:20.711	0.337
12	81	SIMS	52.034	198	PERRY	28.393	12	26	LEE	1:20.385	1:20.519	0.134
13	67	HARVEY	52.126	26	LEE	28.402	13	67	HARVEY	1:20.770	1:21.272	0.502
14	198	PERRY	52.553	67	HARVEY	28.644	14	198	PERRY	1:20.946	1:20.946	0.000
15	177	HOPKINS	52.620	177	HOPKINS	28.690	15	177	HOPKINS	1:21.310	1:21.640	0.330
16	237	WOOD	52.706	237	WOOD	28.779	16	237	WOOD	1:21.485	1:21.485	0.000
17	77	CRISP	52.940	77	CRISP	28.797	17	77	CRISP	1:21.737	1:21.737	0.000
18	166	KING	53.211	14	DAVIES	28.823	18	14	DAVIES	1:22.335	1:22.435	0.100
19	30	LUFF	53.472	75	SVENSEN	28.826	19	166	KING	1:22.372	1:22.930	0.558
20	14	DAVIES	53.512	30	LUFF	28.913	20	30	LUFF	1:22.385	1:23.131	0.746
21	75	SVENSEN	53.757	166	KING	29.161	21	75	SVENSEN	1:22.583	1:23.101	0.518
22	69	PERRY	53.936	55	MANSON-CHUBB	29.246	22	631	CRAGG	1:23.262	1:23.463	0.201
23	631	CRAGG	53.999	631	CRAGG	29.263	23	55	MANSON-CHUBB	1:23.344	1:23.792	0.448
24	55	MANSON-CHUBB	54.098	69	PERRY	29.703	24	69	PERRY	1:23.639	1:23.639	0.000
25	62	PRIESTLEY	55.094	62	PRIESTLEY	29.718	25	62	PRIESTLEY	1:24.812	1:24.879	0.067
26	134	SKAYMAN	55.839	173	BUCHANAN	29.970	26	173	BUCHANAN	1:26.531	1:26.664	0.133
27	173	BUCHANAN	56.561	134	SKAYMAN	30.770	27	134	SKAYMAN	1:26.609	1:26.656	0.047
28	998	RYBICKI	56.906	444	HARRISON	30.776	28	998	RYBICKI	1:27.721	1:27.721	0.000
29	444	HARRISON	57.060	998	RYBICKI	30.815	29	444	HARRISON	1:27.836	1:27.836	0.000
30	909	WOODROFFE	57.558	909	WOODROFFE	30.984	30	909	WOODROFFE	1:28.542	1:28.949	0.407
31	251	FERRIS	1:01.087	251	FERRIS	32.132	31	251	FERRIS	1:33.219	1:33.412	0.193

Weather / Track : Cloudy / Dry

Donington Park National: 1.9790 miles
Date: 01/06/2024 Start: 11:59 Finish: 12:08

Results can be found at www.tsl-timing.com

Printed - 12:10 Saturday, 01 June 2024

BMCRC - MRO Championships 2024 - Rnd 4 @ Donington National

Rookie Minitwins & BMCRC Formula 400

RACE 2 - STATISTICS

Competitors Started	31
Planned Start	2024-06-01 @ 11:40:00.000
Actual Start	2024-06-01 @ 11:59:25.983
Finish Time	2024-06-01 @ 12:08:42.826
Track Length	1.9790mi.
Total Laps	206
Total Distance Covered	407.6878mi.

Session Fastest Lap History

NO	CL	NAME	LAP TIME	TIME OF DAY	LAP	VEHICLE
45	F400_M	**Marley MACKENZIE**	**1:19.384**	12:02:07.779	2	
2	F400_M	**Andrew GILL**	**1:19.209**	12:02:11.029	2	Kawasaki ZXR400
2	F400_M	**Andrew GILL**	**1:18.777**	12:03:29.842	3	Kawasaki ZXR400
2	F400_M	**Andrew GILL**	**1:17.960**	12:04:47.802	4	Kawasaki ZXR400

Session Leader History

NO	CL	NAME	FROM LAP	LAPS LED	DISTANCE	VEHICLE
45	F400_M	**Marley MACKENZIE**	1	4	7.87 miles	
2	F400_M	**Andrew GILL**	5	3	5.93 miles	Kawasaki ZXR400

Flag History

TYPE	TIME OF DAY
GREEN	11:59:25.983
FINISH	12:08:42.826

Flag Statistics

TYPE	COUNT	TOTAL LAPS	TOTAL TIME
Green	1	7	10:40.230
Red	0	0	0.000
Safety Car	0	0	0.000
FCY	0	0	0.000

Weather / Track : Cloudy / Dry

Donington Park National: 1.9790 miles
Date: 01/06/2024 Start: 11:59 Finish: 12:08

BMCRC - MRO Championships 2024 - Rnd 4 @ Donington National

Rookie Minitwins & BMCRC Formula 400

RACE 2 - STATISTICS

CLASS : F400_M

7 Starters

Fastest Lap History

NO	NAME	LAP TIME	TIME OF DAY	LAP	VEHICLE
45	**Marley MACKENZIE**	**1:19.384**	12:02:07.779	2	
2	**Andrew GILL**	**1:19.209**	12:02:11.029	2	Kawasaki ZXR400
2	**Andrew GILL**	**1:18.777**	12:03:29.842	3	Kawasaki ZXR400
2	**Andrew GILL**	**1:17.960**	12:04:47.802	4	Kawasaki ZXR400

Leader History

NO	NAME	FROM LAP	LAPS LED	DISTANCE	VEHICLE
45	**Marley MACKENZIE**	1	4	7.87 miles	
2	**Andrew GILL**	5	3	5.93 miles	Kawasaki ZXR400

BMCRC - MRO Championships 2024 - Rnd 4 @ Donington National

Rookie Minitwins & BMCRC Formula 400

RACE 2 - STATISTICS

CLASS : F400_R

1 Starters

Fastest Lap History

NO	NAME	LAP TIME	TIME OF DAY	LAP	VEHICLE
81	**Ollie SIMS**	**1:20.952**	12:02:13.569	2	Kawasaki NINJA 400
81	**Ollie SIMS**	**1:20.711**	12:03:34.280	3	Kawasaki NINJA 400

Leader History

NO	NAME	FROM LAP	LAPS LED	DISTANCE	VEHICLE
81	**Ollie SIMS**	1	7	13.81 miles	Kawasaki NINJA 400

BMCRC - MRO Championships 2024 - Rnd 4 @ Donington National

Rookie Minitwins & BMCRC Formula 400

RACE 2 - STATISTICS

CLASS : F400_S

6 Starters

Fastest Lap History

NO	NAME	LAP TIME	TIME OF DAY	LAP	VEHICLE
17	**Freddie BATE**	**1:20.160**	12:02:10.466	2	Kawasaki ZXR400

Leader History

NO	NAME	FROM LAP	LAPS LED	DISTANCE	VEHICLE
12	**Kade WATT**	1	1	1.94 miles	Kawasaki NINJA 400
17	**Freddie BATE**	2	5	9.89 miles	Kawasaki ZXR400
12	**Kade WATT**	7	1	1.97 miles	Kawasaki NINJA 400

Weather / Track : Cloudy / Dry

Donington Park National: 1.9790 miles
Date: 01/06/2024 Start: 11:59 Finish: 12:08

BMCRC - MRO Championships 2024 - Rnd 4 @ Donington National

Rookie Minitwins & BMCRC Formula 400

RACE 2 - STATISTICS

CLASS : F400_S/R

1 Starters

Fastest Lap History

NO	NAME	LAP TIME	TIME OF DAY	LAP	VEHICLE
55	**Magnus MANSON-CHUBB**	**1:24.246**	12:02:20.702	2	Kawasaki ZXR400L
55	**Magnus MANSON-CHUBB**	**1:23.792**	12:03:44.495	3	Kawasaki ZXR400L

Leader History

NO	NAME	FROM LAP	LAPS LED	DISTANCE	VEHICLE
55	**Magnus MANSON-CHUBB**	1	7	13.81 miles	Kawasaki ZXR400L

BMCRC - MRO Championships 2024 - Rnd 4 @ Donington National

Rookie Minitwins & BMCRC Formula 400

RACE 2 - STATISTICS

CLASS : RMT

16 Starters

Fastest Lap History

NO	NAME	LAP TIME	TIME OF DAY	LAP	VEHICLE
122	**James EGGINTON**	**1:19.807**	12:02:50.396	2	Suzuki SV650
189	**Sebastian BARAN**	**1:19.505**	12:02:50.639	2	Suzuki SV650
122	**James EGGINTON**	**1:19.188**	12:05:29.576	4	Suzuki SV650

Leader History

NO	NAME	FROM LAP	LAPS LED	DISTANCE	VEHICLE
122	**James EGGINTON**	1	5	9.85 miles	Suzuki SV650
189	**Sebastian BARAN**	6	1	1.97 miles	Suzuki SV650
122	**James EGGINTON**	7	1	1.97 miles	Suzuki SV650

Weather / Track : Cloudy / Dry

Donington Park National: 1.9790 miles
Date: 01/06/2024 Start: 11:59 Finish: 12:08

BMCRC - MRO Championships 2024 - Rnd 4 @ Donington National

Rookie Minitwins & BMCRC Formula 400

RACE 12 - GRID (7 Laps)

BMCRC FORMULA 400

BMCRC ROOKIE MINITWINS

ROW 14	1		41	16	Adam FREWIN	1:33.412	40	251 Craig FERRIS
ROW 13	1:28.949	39	909	James WOODROFFE	1:27.836	38	444	Brian HARRISON
	1:27.721	37	998	Ben RYBICKI				
ROW 12	1:26.664	36	173	Alex BUCHANAN	1:24.879	35	62	Max PRIESTLEY
	1:23.131	34	30	David LUFF				
ROW 11	1:23.101	33	75	Tom SVENSEN	1:22.930	32	166	Ben KING
	1:22.435	31	14	George DAVIES				
ROW 10	1:21.737	30	77	Joshua CRISP	1:21.640	29	177	Michael HOPKINS
	1:21.485	28	237	Tim WOOD				
ROW 9	1:20.946	27	198	Tony PERRY	1:19.330	26	189	Sebastian BARAN
	1:19.188	25	122	James EGGINTON				
ROW 8	24		23			22		
ROW 7	21		20			19	15	Nick SMITH
ROW 6	18	73	Colvin TURNER	17	152	Sean GOLDSMITH	16	110 Mark HAIGH
ROW 5	1:26.656	15	134	Toby SKAYMAN	1:23.792	14	55	Magnus MANSON-CHUBB
	1:23.639	13	69	Kobe PERRY				
ROW 4	1:23.463	12	631	Angela CRAGG	1:21.272	11	67	Simon HARVEY
	1:20.711	10	81	Ollie SIMS				
ROW 3	1:20.519	9	26	Damian LEE	1:20.330	8	90	Steve RAPA
	1:20.200	7	12	Kade WATT				
ROW 2	1:20.160	6	17	Freddie BATE	1:19.961	5	115	Jake DONKERSLEY
	1:19.895	4	161	Aleisha LAYTON				
ROW 1	1:19.810	3	25	Haydon SMITH	1:19.384	2	45	Marley MACKENZIE
	1:17.960	1	2	Andrew GILL				

Pole

These results are provisional until the conclusion of any judicial and technical matters.

Donington Park National: 1.9790 miles

Clerk Of Course:	Stewards:	Timekeeper: Craig Smith	

Results can be found at www.tsl-timing.com

Printed - 12:12 Saturday, 01 June 2024

TSL SPORTS TIMING TIMING SOLUTIONS LTD

BMCRC - MRO Championships 2024 - Rnd 4 @ Donington National

Rookie Minitwins & BMCRC Formula 400

RACE 12 - CLASSIFICATION

Race Distance: 6 Laps / 11.87 miles

POS	NO	CL	PIC	NAME	ENTRY	LAPS	TIME	GAP	DIFF	MPH	BEST	ON	GRD	↑↓
1	2	F400_M	1	Andrew GILL	Kawasaki ZXR400 -	6	7:55.530			89.60	1:17.518	3	1	0
2	45	F400_M	2	Marley MACKENZIE	- Kirkcaldy Kawasaki, ELPM	6	7:58.744	3.214	3.214	89.00	1:18.544	3	2	0
3	115	F400_M	3	Jake DONKERSLEY	Kawasaki ZX4RR -	6	8:00.601	5.071	1.857	88.66	1:18.903	5	5	2
4	12	F400_S	1	Kade WATT	Kawasaki NINJA 400 - 3D Racing	6	8:04.345	8.815	3.744	87.97	1:19.637	3	7	3
5	17*	F400_S	2	Freddie BATE	Kawasaki ZXR400 - hartjay	6	8:04.880	9.350	0.535	87.88	1:19.487	5	6	1
6	110	F400_S	3	Mark HAIGH	Aprilia RS250 - Chesterfield CarClinic/The Tuning Works	6	8:06.214	10.684	1.334	87.63	1:19.127	4	16	10
7	161	F400_M	4	Aleisha LAYTON	Kawasaki NINJA 400 -	6	8:06.348	10.818	0.134	87.61	1:18.709	6	4	-3
8	26	F400_S	4	Damian LEE	Kawasaki TZR250 - Leed Autos	6	8:11.759	16.229	5.411	86.65	1:20.295	4	9	1
9	67	F400_M	5	Simon HARVEY	Kawasaki ZX4RR - Retirement Fund Racing	6	8:12.065	16.535	0.306	86.59	1:21.017	4	11	2
10	81	F400_R	1	Ollie SIMS	Kawasaki NINJA 400 - Motorbodies Weston ltd	6	8:12.449	16.919	0.384	86.52	1:20.679	4	10	0
11	90	F400_S	5	Steve RAPA	Honda RVF400 (BRUCE) - My Own Fair Hands	6	8:16.938	21.408	4.489	85.74	1:21.184	2	8	-3
12	69	F400_M	6	Kobe PERRY	-	6	8:26.062	30.532	9.124	84.20	1:22.830	4	13	1
13	189	RMT	1	Sebastian BARAN	Suzuki SV650 -	6	8:38.840	43.310	12.778	82.12	1:19.782	5	21	8
14	122	RMT	2	James EGGINTON	Suzuki SV650 - Advance Computer Services - www.ACS.co	6	8:41.564	46.034	2.724	81.69	1:20.001	6	20	6
15	237	RMT	3	Tim WOOD	Suzuki SV650S - Hel Performance	6	8:42.116	46.586	0.552	81.61	1:20.150	6	23	8
16	198	RMT	4	Tony PERRY	Suzuki SV650 -	6	8:47.133	51.603	5.017	80.83	1:21.321	6	22	6
17	177	RMT	5	Michael HOPKINS	Suzuki SV650 SK1 - MYSELF	6	8:51.928	56.398	4.795	80.10	1:21.939	5	24	7
18	134	F400_S	6	Toby SKAYMAN	- D & A Home Solutions	6	8:53.848	58.318	1.920	79.81	1:27.682	5	15	-3
19	30	RMT	6	David LUFF	Suzuki SV 650 - ATP & Sarah O'Neill	6	8:54.996	59.466	1.148	79.64	1:21.987	3	29	10
20	77	RMT	7	Joshua CRISP	Suzuki SV 650 -	6	8:57.167	1:01.637	2.171	79.32	1:21.790	5	25	5
21	14	RMT	8	George DAVIES	Suzuki SV650 - little T's Childcare , JClay Fitness	6	8:57.445	1:01.915	0.278	79.28	1:22.564	5	26	5
22	166	RMT	9	Ben KING	Suzuki SV650 -	6	9:04.253	1:08.723	6.808	78.29	1:23.828	6	27	5
23	75	RMT	10	Tom SVENSEN	Suzuki SV650 - Team TSR - HCL Carsales - RG racing	6	9:04.806	1:09.276	0.553	78.21	1:23.711	6	28	5
24	62	RMT	11	Max PRIESTLEY	Suzuki SV650 - Mum and Dad	6	9:06.661	1:11.131	1.855	77.94	1:23.664	6	30	6
25	173	RMT	12	Alex BUCHANAN	Suzuki SV650 - novus resourcing	6	9:22.614	1:27.084	15.953	75.73	1:26.956	2	31	6
26	444	RMT	13	Brian HARRISON	Suzuki SV650 -	5	7:57.901	1 Lap	1 Lap	74.25	1:26.694	5	33	7
27	998	RMT	14	Ben RYBICKI	Suzuki SV - Car events diamondbrite	5	8:02.928	1 Lap	5.027	73.48	1:28.418	2	32	5
28	909	RMT	15	James WOODROFFE	Suzuki SV650 -	5	8:08.414	1 Lap	5.486	72.65	1:29.007	2	34	6

NOT CLASSIFIED

DNF	152	F400_S		Sean GOLDSMITH	Honda NC30 - Vanguard motorsport	1	2:19.417	5 Laps	4 Laps	50.12			17	
DNF	25	F400_M		Haydon SMITH	Kawasaki ZXR400 - Shelf & Rail Co.	0							3	
DNF	251	RMT		Craig FERRIS	Suzuki SV650 - IMP Racing	0							35	

FASTEST LAP

2	F400_M	Andrew GILL	Kawasaki ZXR400 -	3	1:17.518	91.90 mph	147.91 kph
110	F400_S	Mark HAIGH	Aprilia RS250 - Chesterfield CarClinic/The Tuning Works	4	1:19.127	90.04 mph	144.90 kph
189	RMT	Sebastian BARAN	Suzuki SV650 -	5	1:19.782	89.30 mph	143.71 kph
81	F400_R	Ollie SIMS	Kawasaki NINJA 400 - Motorbodies Weston ltd	4	1:20.679	88.30 mph	142.11 kph

Comments:
*** No. 17 - Please fit a working transponder**
Class F400_M - 92.5% of Race Speed = 82.88 mph
Class F400_S - 92.5% of Race Speed = 81.37 mph
Class F400_R - 92.5% of Race Speed = 80.03 mph
Class RMT - 92.5% of Race Speed = 75.96 mph

Weather / Track : Cloudy / Dry
These results are provisional until the conclusion of any judicial and technical matters.

Date: 01/06/2024 Start: 16:12 Finish: 16:20
Donington Park National: 1.9790 miles

Clerk Of Course:	Stewards:	Timekeeper: Craig Smith	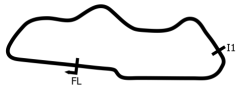

Results can be found at www.tsl-timing.com

Printed - 16:22 Saturday, 01 June 2024

BMCRC - MRO Championships 2024 - Rnd 4 @ Donington National

Rookie Minitwins & BMCRC Formula 400

RACE 12 - LAP CHART

LAP 1 @ 16:14:13.242

NO	BEHIND	LAP TIME
2		1:21.054
45	2.758	1:23.812
12	2.887	1:23.941
115	3.164	1:24.218
17	3.696	1:24.750
90	4.199	1:25.253
161	4.397	1:25.451
67	4.435	1:25.489
26	4.831	1:25.885
110	5.014	1:26.068
81	5.928	1:26.982
69	7.168	1:28.222
134	11.166	1:32.220
122	35.938	1:56.992
189	36.051	1:57.105
237	36.253	1:57.307
198	37.901	1:58.955
30	39.175	2:00.229
177	39.351	2:00.405
14	41.326	2:02.380
77	41.418	2:02.472
166	41.591	2:02.645
75	41.780	2:02.834
62	43.496	2:04.550
173	44.221	2:05.275
998	46.606	2:07.660
444	47.301	2:08.355
909	48.133	2:09.187
152	58.363	2:19.417 **P**

LAP 2 @ 16:15:32.364

NO	BEHIND	LAP TIME
2		1:19.122
45	3.274	1:19.638
12	3.677	1:19.912
115	3.913	1:19.871
17	5.133	1:20.559
90	6.261	1:21.184
161	6.861	1:21.586
67	7.031	1:21.718
26	7.419	1:21.710
110	7.816	1:21.924
81	8.297	1:21.491
69	12.226	1:24.180
134	20.498	1:28.454
189	37.768	1:20.839
122	38.134	1:21.318
237	38.864	1:21.733
198	40.983	1:22.204
30	43.117	1:23.064
177	43.351	1:23.122
14	45.481	1:23.277
77	47.202	1:24.906
166	47.389	1:24.920
75	47.472	1:24.814
62	49.265	1:24.891
173	52.055	1:26.956
998	55.902	1:28.418
444	56.225	1:28.046
909	58.018	1:29.007

LAP 3 @ 16:16:49.882

NO	BEHIND	LAP TIME
2		1:17.518
45	4.300	1:18.544
115	5.428	1:19.033
12	5.796	1:19.637
17	7.664	1:20.049
161	9.398	1:20.055
110	10.861	1:20.563
67	10.979	1:21.466
26	11.554	1:21.653
81	11.788	1:21.009
90	14.748	1:26.005
69	18.188	1:23.480
134	31.570	1:28.590
189	41.207	1:20.957
122	41.495	1:20.879
237	42.551	1:21.205
198	45.090	1:21.625
30	47.586	1:21.987
177	48.001	1:22.168
14	51.215	1:23.252
77	53.475	1:23.791
166	54.706	1:24.835
75	54.850	1:24.896
62	56.129	1:24.382
173	1:01.611	1:27.074
444	1:06.569	1:27.862
998	1:07.099	1:28.715
909	1:09.927	1:29.427

LAP 4 @ 16:18:08.552

NO	BEHIND	LAP TIME
2		1:18.670
45	4.541	1:18.911
115	5.895	1:19.137
12	7.993	1:20.867
17	8.809	1:19.815
110	11.318	1:19.127
161	11.582	1:20.854
26	13.179	1:20.295
67	13.326	1:21.017
81	13.797	1:20.679
90	17.521	1:21.443
69	22.348	1:22.830
134	41.493	1:28.593
189	42.720	1:20.183
122	44.102	1:21.277
237	44.841	1:20.960
198	47.787	1:21.367
30	51.298	1:22.382
177	51.468	1:22.137
14	55.471	1:22.926
77	56.854	1:22.049
166	1:00.132	1:24.096
75	1:00.537	1:24.357
62	1:02.364	1:24.905
173	1:10.888	1:27.947
444	1:14.843	1:26.944
998	1:17.716	1:29.287

LAP 5 @ 16:19:27.329

NO	BEHIND	LAP TIME
2		1:18.777
909	1 Lap	1:30.298
45	4.732	1:18.968
115	6.021	1:18.903
12	9.399	1:20.183
17	9.519	1:19.487
110	11.687	1:19.146
161	12.498	1:19.693
26	15.056	1:20.654
67	15.782	1:21.233
81	15.961	1:20.941
90	20.613	1:21.869
69	27.275	1:23.704
189	43.725	1:19.782
122	46.422	1:21.097
237	46.825	1:20.761
134	50.398	1:27.682
198	50.671	1:21.661
177	54.630	1:21.939
30	56.505	1:23.984
14	59.258	1:22.564
77	59.867	1:21.790
166	1:05.284	1:23.929
75	1:05.954	1:24.194
62	1:07.856	1:24.269
173	1:19.684	1:27.573

LAP 6 @ 16:20:47.718

NO	BEHIND	LAP TIME
2		1:20.389
444	1 Lap	1:26.694
45	3.214	1:18.871
115	5.071	1:19.439
998	1 Lap	1:28.848
12	8.815	1:19.805
17	9.350	1:20.220
110	10.684	1:19.386
161	10.818	1:18.709
909	1 Lap	1:30.495
26	16.229	1:21.562
67	16.535	1:21.142
81	16.919	1:21.347
90	21.408	1:21.184
69	30.532	1:23.646
189	43.310	1:19.974
122	46.034	1:20.001
237	46.586	1:20.150
198	51.603	1:21.321
177	56.398	1:22.157
134	58.318	1:28.309
30	59.466	1:23.350
77	1:01.637	1:22.159
14	1:01.915	1:23.046
166	1:08.723	1:23.828
75	1:09.276	1:23.711
62	1:11.131	1:23.664
173	1:27.084	1:27.789

Weather / Track : Cloudy / Dry

Donington Park National: 1.9790 miles
Date: 01/06/2024 Start: 16:12 Finish: 16:20

Results can be found at www.tsl-timing.com

Printed - 16:22 Saturday, 01 June 2024

BMCRC - MRO Championships 2024 - Rnd 4 @ Donington National

Rookie Minitwins & BMCRC Formula 400

RACE 12 - POSITION CHART

No	Name	Lap Pos	1	2	3	4	5	6
2	GILL	1	2	2	2	2	2	2
45	MACKENZIE	2	45	45	45	45	45	45
25	SMITH	3	12	12	115	115	115	115
161	LAYTON	4	115	115	12	12	12	12
115	DONKERSLEY	5	17	17	17	17	17	17
17	BATE	6	90	90	161	110	110	110
12	WATT	7	161	161	110	161	161	161
90	RAPA	8	67	67	67	26	26	26
26	LEE	9	26	26	26	67	67	67
81	SIMS	10	110	110	81	81	81	81
67	HARVEY	11	81	81	90	90	90	90
69	PERRY	12	69	69	69	69	69	69
134	SKAYMAN	13	134	134	134	134	189	189
110	HAIGH	14	122	189	189	189	122	122
152	GOLDSMITH	15	189	122	122	122	237	237
122	EGGINTON	16	237	237	237	237	134	198
189	BARAN	17	198	198	198	198	198	177
198	PERRY	18	30	30	30	30	177	134
237	WOOD	19	177	177	177	177	30	30
177	HOPKINS	20	14	14	14	14	14	77
77	CRISP	21	77	77	77	77	77	14
14	DAVIES	22	166	166	166	166	166	166
166	KING	23	75	75	75	75	75	75
75	SVENSEN	24	62	62	62	62	62	62
30	LUFF	25	173	173	173	173	173	173
62	PRIESTLEY	26	998	998	444	444	444	
173	BUCHANAN	27	444	444	998	998	998	
998	RYBICKI	28	909	909	909	909	909	
444	HARRISON	29	*152*					
909	WOODROFFE	30						
251	FERRIS	31						

Weather / Track : Cloudy / Dry

Donington Park National: 1.9790 miles
Date: 01/06/2024 Start: 16:12 Finish: 16:20

Results can be found at www.tsl-timing.com

Printed - 16:22 Saturday, 01 June 2024

BMCRC - MRO Championships 2024 - Rnd 4 @ Donington National

Rookie Minitwins & BMCRC Formula 400

RACE 12 - SECTOR ANALYSIS

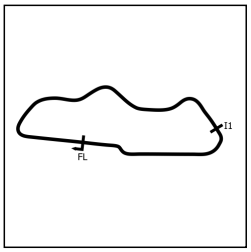

SECTOR 1 = FL to I1, SECTOR 2 = I1 to FL, DIFF = Difference To Personal Best Lap, P = Crossed Finish Line in Pit Lane, D = Time Disallowed

P1 2 F400_M Andrew GILL Kawasaki ZXR400 -

IDEAL LAP TIME : 1:17.518 BEST LAP TIME : 1:17.518 DIFFERENCE : 0.000

LAP	SECTOR 1	SECTOR 2	LAP TIME	MPH	DIFF	TIME OF DAY
1 -		27.540	1:21.054	87.89	3.536	16:14:13.242
2 -	51.623	27.499	1:19.122	90.04	1.604	16:15:32.364
3 -	***50.380***	***27.138***	***1:17.518 (1)***	***91.90***		***16:16:49.882***
4 -	51.197	27.473	1:18.670 **(2)**	90.56	1.152	16:18:08.552
5 -	50.864	27.913	1:18.777 **(3)**	90.44	1.259	16:19:27.329
6 -	51.652	28.737	1:20.389	88.62	2.871	16:20:47.718

P2 45 F400_M Marley MACKENZIE - Kirkcaldy Kawasaki, ELPM

IDEAL LAP TIME : 1:18.544 BEST LAP TIME : 1:18.544 DIFFERENCE : 0.000

LAP	SECTOR 1	SECTOR 2	LAP TIME	MPH	DIFF	TIME OF DAY
1 -		28.293	1:23.812	85.00	5.268	16:14:16.000
2 -	51.679	27.959	1:19.638	89.46	1.094	16:15:35.638
3 -	***50.886***	***27.658***	***1:18.544 (1)***	***90.70***		***16:16:54.182***
4 -	50.992	27.919	1:18.911 **(3)**	90.28	0.367	16:18:13.093
5 -	51.234	27.734	1:18.968	90.22	0.424	16:19:32.061
6 -	50.933	27.938	1:18.871 **(2)**	90.33	0.327	16:20:50.932

P3 115 F400_M Jake DONKERSLEY Kawasaki ZX4RR -

IDEAL LAP TIME : 1:18.713 BEST LAP TIME : 1:18.903 DIFFERENCE : 0.190

LAP	SECTOR 1	SECTOR 2	LAP TIME	MPH	DIFF	TIME OF DAY
1 -		28.375	1:24.218	84.59	5.315	16:14:16.406
2 -	52.138	***27.733***	1:19.871	89.20	0.968	16:15:36.277
3 -	51.095	27.938	1:19.033 **(2)**	90.14	0.130	16:16:55.310
4 -	51.369	27.768	1:19.137 **(3)**	90.02	0.234	16:18:14.447
5 -	51.124	27.779	***1:18.903 (1)***	***90.29***		***16:19:33.350***
6 -	***50.980***	28.459	1:19.439	89.68	0.536	16:20:52.789

P4 12 F400_S Kade WATT Kawasaki NINJA 400 - 3D Racing

IDEAL LAP TIME : 1:19.531 BEST LAP TIME : 1:19.637 DIFFERENCE : 0.106

LAP	SECTOR 1	SECTOR 2	LAP TIME	MPH	DIFF	TIME OF DAY
1 -		28.551	1:23.941	84.87	4.304	16:14:16.129
2 -	51.689	28.223	1:19.912 **(3)**	89.15	0.275	16:15:36.041
3 -	51.705	***27.932***	***1:19.637 (1)***	***89.46***		***16:16:55.678***
4 -	***51.599***	29.268	1:20.867	88.10	1.230	16:18:16.545
5 -	52.012	28.171	1:20.183	88.85	0.546	16:19:36.728
6 -	51.639	28.166	1:19.805 **(2)**	89.27	0.168	16:20:56.533

P5 17 F400_S Freddie BATE Kawasaki ZXR400 - hartjay

IDEAL LAP TIME : BEST LAP TIME : 1:19.487 DIFFERENCE :

LAP	SECTOR 1	SECTOR 2	LAP TIME	MPH	DIFF	TIME OF DAY
1 -			1:24.750	84.06	5.263	16:14:16.938
2 -			1:20.559	88.44	1.072	16:15:37.497
3 -			1:20.049 **(3)**	89.00	0.562	16:16:57.546
4 -			1:19.815 **(2)**	89.26	0.328	16:18:17.361
5 -			***1:19.487 (1)***	***89.63***		***16:19:36.848***
6 -			1:20.220	88.81	0.733	16:20:57.068

P6 110 F400_S Mark HAIGH Aprilia RS250 - Chesterfield CarClinic/The Tuning Works

IDEAL LAP TIME : 1:18.745 BEST LAP TIME : 1:19.127 DIFFERENCE : 0.382

LAP	SECTOR 1	SECTOR 2	LAP TIME	MPH	DIFF	TIME OF DAY
1 -		27.917	1:26.068	82.77	6.941	16:14:18.256
2 -	53.326	28.598	1:21.924	86.96	2.797	16:15:40.180
3 -	52.381	28.182	1:20.563	88.43	1.436	16:17:00.743
4 -	51.472	***27.655***	***1:19.127 (1)***	***90.04***		***16:18:19.870***
5 -	51.233	27.913	1:19.146 **(2)**	90.01	0.019	16:19:39.016
6 -	***51.090***	28.296	1:19.386 **(3)**	89.74	0.259	16:20:58.402

Weather / Track : Cloudy / Dry

Donington Park National: 1.9790 miles
Date: 01/06/2024 Start: 16:12 Finish: 16:20

BMCRC - MRO Championships 2024 - Rnd 4 @ Donington National

Rookie Minitwins & BMCRC Formula 400

RACE 12 - SECTOR ANALYSIS

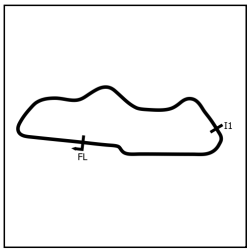

SECTOR 1 = FL to I1, SECTOR 2 = I1 to FL, DIFF = Difference To Personal Best Lap, P = Crossed Finish Line in Pit Lane, D = Time Disallowed

P7 161 F400_M Aleisha LAYTON — Kawasaki NINJA 400 -

IDEAL LAP TIME : 1:18.709 BEST LAP TIME : 1:18.709 DIFFERENCE : 0.000

LAP	SECTOR 1	SECTOR 2	LAP TIME	MPH	DIFF	TIME OF DAY
1 -		28.817	1:25.451	83.37	6.742	16:14:17.639
2 -	53.204	28.382	1:21.586	87.32	2.877	16:15:39.225
3 -	52.165	27.890	1:20.055 (3)	88.99	1.346	16:16:59.280
4 -	52.599	28.255	1:20.854	88.11	2.145	16:18:20.134
5 -	51.882	27.811	1:19.693 (2)	89.40	0.984	16:19:39.827
6 -	***51.246***	***27.463***	***1:18.709 (1)***	***90.51***		***16:20:58.536***

P8 26 F400_S Damian LEE — Kawasaki TZR250 - Leed Autos

IDEAL LAP TIME : 1:20.295 BEST LAP TIME : 1:20.295 DIFFERENCE : 0.000

LAP	SECTOR 1	SECTOR 2	LAP TIME	MPH	DIFF	TIME OF DAY
1 -		28.433	1:25.885	82.95	5.590	16:14:18.073
2 -	53.159	28.551	1:21.710	87.19	1.415	16:15:39.783
3 -	52.463	29.190	1:21.653	87.25	1.358	16:17:01.436
4 -	***52.198***	***28.097***	***1:20.295 (1)***	***88.73***		***16:18:21.731***
5 -	52.347	28.307	1:20.654 (2)	88.33	0.359	16:19:42.385
6 -	52.666	28.896	1:21.562 (3)	87.35	1.267	16:21:03.947

P9 67 F400_M Simon HARVEY — Kawasaki ZX4RR - Retirement Fund Racing

IDEAL LAP TIME : 1:20.804 BEST LAP TIME : 1:21.017 DIFFERENCE : 0.213

LAP	SECTOR 1	SECTOR 2	LAP TIME	MPH	DIFF	TIME OF DAY
1 -		***28.426***	1:25.489	83.33	4.472	16:14:17.677
2 -	53.046	28.672	1:21.718	87.18	0.701	16:15:39.395
3 -	52.586	28.880	1:21.466	87.45	0.449	16:17:00.861
4 -	***52.378***	28.639	***1:21.017 (1)***	***87.94***		***16:18:21.878***
5 -	52.541	28.692	1:21.233 (3)	87.70	0.216	16:19:43.111
6 -	52.595	28.547	1:21.142 (2)	87.80	0.125	16:21:04.253

P10 81 F400_R Ollie SIMS — Kawasaki NINJA 400 - Motorbodies Weston ltd

IDEAL LAP TIME : 1:20.553 BEST LAP TIME : 1:20.679 DIFFERENCE : 0.126

LAP	SECTOR 1	SECTOR 2	LAP TIME	MPH	DIFF	TIME OF DAY
1 -		28.524	1:26.982	81.90	6.303	16:14:19.170
2 -	53.146	***28.345***	1:21.491	87.42	0.812	16:15:40.661
3 -	52.299	28.710	1:21.009 (3)	87.94	0.330	16:17:01.670
4 -	***52.208***	28.471	***1:20.679 (1)***	***88.30***		***16:18:22.349***
5 -	52.326	28.615	1:20.941 (2)	88.02	0.262	16:19:43.290
6 -	52.784	28.563	1:21.347	87.58	0.668	16:21:04.637

P11 90 F400_S Steve RAPA — Honda RVF400 (BRUCE) - My Own Fair Hands

IDEAL LAP TIME : 1:21.002 BEST LAP TIME : 1:21.184 DIFFERENCE : 0.182

LAP	SECTOR 1	SECTOR 2	LAP TIME	MPH	DIFF	TIME OF DAY
1 -		29.009	1:25.253	83.57	4.069	16:14:17.441
2 -	52.533	28.651	***1:21.184 (1)***	***87.75***		***16:15:38.625***
3 -	***52.506***	33.499	1:26.005	82.83	4.821	16:17:04.630
4 -	52.882	28.561	1:21.443 (3)	87.48	0.259	16:18:26.073
5 -	53.116	28.753	1:21.869	87.02	0.685	16:19:47.942
6 -	52.688	***28.496***	***1:21.184 (1)***	***87.75***		***16:21:09.126***

P12 69 F400_M Kobe PERRY — -

IDEAL LAP TIME : 1:22.830 BEST LAP TIME : 1:22.830 DIFFERENCE : 0.000

LAP	SECTOR 1	SECTOR 2	LAP TIME	MPH	DIFF	TIME OF DAY
1 -		29.288	1:28.222	80.75	5.392	16:14:20.410
2 -	54.805	29.375	1:24.180	84.63	1.350	16:15:44.590
3 -	54.088	29.392	1:23.480 (2)	85.34	0.650	16:17:08.070
4 -	***53.776***	***29.054***	***1:22.830 (1)***	***86.01***		***16:18:30.900***
5 -	54.161	29.543	1:23.704	85.11	0.874	16:19:54.604
6 -	54.207	29.439	1:23.646 (3)	85.17	0.816	16:21:18.250

Weather / Track : Cloudy / Dry

Donington Park National: 1.9790 miles
Date: 01/06/2024 Start: 16:12 Finish: 16:20

BMCRC - MRO Championships 2024 - Rnd 4 @ Donington National

Rookie Minitwins & BMCRC Formula 400

RACE 12 - SECTOR ANALYSIS

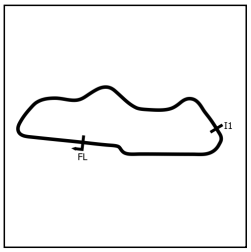

SECTOR 1 = FL to I1, SECTOR 2 = I1 to FL, DIFF = Difference To Personal Best Lap, P = Crossed Finish Line in Pit Lane, D = Time Disallowed

P13 189 RMT Sebastian BARAN Suzuki SV650 -

IDEAL LAP TIME : 1:19.709 BEST LAP TIME : 1:19.782 DIFFERENCE : 0.073

LAP	SECTOR 1	SECTOR 2	LAP TIME	MPH	DIFF	TIME OF DAY
1 -		28.349	1:57.105	60.83	37.323	16:14:49.293
2 -	53.007	***27.832***	1:20.839	88.13	1.057	16:16:10.132
3 -	52.984	27.973	1:20.957	88.00	1.175	16:17:31.089
4 -	52.169	28.014	1:20.183 **(3)**	88.85	0.401	16:18:51.272
5 -	***51.877***	27.905	***1:19.782*** **(1)**	***89.30***		***16:20:11.054***
6 -	52.141	27.833	1:19.974 **(2)**	89.08	0.192	16:21:31.028

P14 122 RMT James EGGINTON Suzuki SV650 - Advance Computer Services - www.ACS.co.uk

IDEAL LAP TIME : 1:20.001 BEST LAP TIME : 1:20.001 DIFFERENCE : 0.000

LAP	SECTOR 1	SECTOR 2	LAP TIME	MPH	DIFF	TIME OF DAY
1 -		29.028	1:56.992	60.89	36.991	16:14:49.180
2 -	52.821	28.497	1:21.318	87.61	1.317	16:16:10.498
3 -	52.367	28.512	1:20.879 **(2)**	88.09	0.878	16:17:31.377
4 -	52.777	28.500	1:21.277	87.65	1.276	16:18:52.654
5 -	52.605	28.492	1:21.097 **(3)**	87.85	1.096	16:20:13.751
6 -	***52.024***	***27.977***	***1:20.001*** **(1)**	***89.05***		***16:21:33.752***

P15 237 RMT Tim WOOD Suzuki SV650S - Hel Performance

IDEAL LAP TIME : 1:20.103 BEST LAP TIME : 1:20.150 DIFFERENCE : 0.047

LAP	SECTOR 1	SECTOR 2	LAP TIME	MPH	DIFF	TIME OF DAY
1 -		***28.289***	1:57.307	60.73	37.157	16:14:49.495
2 -	53.347	28.386	1:21.733	87.16	1.583	16:16:11.228
3 -	52.079	29.126	1:21.205	87.73	1.055	16:17:32.433
4 -	52.523	28.437	1:20.960 **(3)**	88.00	0.810	16:18:53.393
5 -	52.105	28.656	1:20.761 **(2)**	88.21	0.611	16:20:14.154
6 -	***51.814***	28.336	***1:20.150*** **(1)**	***88.89***		***16:21:34.304***

P16 198 RMT Tony PERRY Suzuki SV650 -

IDEAL LAP TIME : 1:21.065 BEST LAP TIME : 1:21.321 DIFFERENCE : 0.256

LAP	SECTOR 1	SECTOR 2	LAP TIME	MPH	DIFF	TIME OF DAY
1 -		28.844	1:58.955	59.89	37.634	16:14:51.143
2 -	53.289	28.915	1:22.204	86.67	0.883	16:16:13.347
3 -	53.172	***28.453***	1:21.625 **(3)**	87.28	0.304	16:17:34.972
4 -	***52.612***	28.755	1:21.367 **(2)**	87.56	0.046	16:18:56.339
5 -	52.993	28.668	1:21.661	87.24	0.340	16:20:18.000
6 -	52.858	28.463	***1:21.321*** **(1)**	***87.61***		***16:21:39.321***

P17 177 RMT Michael HOPKINS Suzuki SV650 SK1 - MYSELF

IDEAL LAP TIME : 1:21.681 BEST LAP TIME : 1:21.939 DIFFERENCE : 0.258

LAP	SECTOR 1	SECTOR 2	LAP TIME	MPH	DIFF	TIME OF DAY
1 -		29.285	2:00.405	59.17	38.466	16:14:52.593
2 -	54.456	28.666	1:23.122	85.71	1.183	16:16:15.715
3 -	53.485	28.683	1:22.168	86.70	0.229	16:17:37.883
4 -	53.295	28.842	1:22.137 **(2)**	86.74	0.198	16:19:00.020
5 -	53.423	***28.516***	***1:21.939*** **(1)**	***86.95***		***16:20:21.959***
6 -	***53.165***	28.992	1:22.157 **(3)**	86.71	0.218	16:21:44.116

P18 134 F400_S Toby SKAYMAN - D & A Home Solutions

IDEAL LAP TIME : 1:27.553 BEST LAP TIME : 1:27.682 DIFFERENCE : 0.129

LAP	SECTOR 1	SECTOR 2	LAP TIME	MPH	DIFF	TIME OF DAY
1 -		31.326	1:32.220	77.25	4.538	16:14:24.408
2 -	57.116	31.338	1:28.454 **(3)**	80.54	0.772	16:15:52.862
3 -	57.369	31.221	1:28.590	80.42	0.908	16:17:21.452
4 -	57.463	***31.130***	1:28.593	80.41	0.911	16:18:50.045
5 -	***56.423***	31.259	***1:27.682*** **(1)**	***81.25***		***16:20:17.727***
6 -	56.704	31.605	1:28.309 **(2)**	80.67	0.627	16:21:46.036

Weather / Track : Cloudy / Dry

Donington Park National: 1.9790 miles
Date: 01/06/2024 Start: 16:12 Finish: 16:20

BMCRC - MRO Championships 2024 - Rnd 4 @ Donington National

Rookie Minitwins & BMCRC Formula 400

RACE 12 - SECTOR ANALYSIS

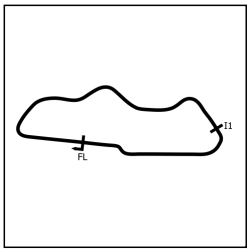

SECTOR 1 = FL to I1, SECTOR 2 = I1 to FL, DIFF = Difference To Personal Best Lap, P = Crossed Finish Line in Pit Lane, D = Time Disallowed

P19 30 RMT David LUFF — Suzuki SV 650 - ATP & Sarah O'Neill

IDEAL LAP TIME : 1:21.987 BEST LAP TIME : 1:21.987 DIFFERENCE : 0.000

LAP	SECTOR 1	SECTOR 2	LAP TIME	MPH	DIFF	TIME OF DAY
1 -		29.484	2:00.229	59.25	38.242	16:14:52.417
2 -	54.204	28.860	1:23.064 (3)	85.77	1.077	16:16:15.481
3 -	***53.254***	***28.733***	***1:21.987 (1)***	***86.89***		***16:17:37.468***
4 -	53.410	28.972	1:22.382 (2)	86.48	0.395	16:18:59.850
5 -	54.833	29.151	1:23.984	84.83	1.997	16:20:23.834
6 -	53.569	29.781	1:23.350	85.47	1.363	16:21:47.184

P20 77 RMT Joshua CRISP — Suzuki SV 650 -

IDEAL LAP TIME : 1:21.524 BEST LAP TIME : 1:21.790 DIFFERENCE : 0.266

LAP	SECTOR 1	SECTOR 2	LAP TIME	MPH	DIFF	TIME OF DAY
1 -		30.027	2:02.472	58.17	40.682	16:14:54.660
2 -	54.000	30.906	1:24.906	83.91	3.116	16:16:19.566
3 -	54.710	29.081	1:23.791	85.02	2.001	16:17:43.357
4 -	53.110	28.939	1:22.049 (2)	86.83	0.259	16:19:05.406
5 -	53.124	***28.666***	***1:21.790 (1)***	***87.10***		***16:20:27.196***
6 -	***52.858***	29.301	1:22.159 (3)	86.71	0.369	16:21:49.355

P21 14 RMT George DAVIES — Suzuki SV650 - little T's Childcare , JClay Fitness

IDEAL LAP TIME : 1:22.500 BEST LAP TIME : 1:22.564 DIFFERENCE : 0.064

LAP	SECTOR 1	SECTOR 2	LAP TIME	MPH	DIFF	TIME OF DAY
1 -		29.910	2:02.380	58.21	39.816	16:14:54.568
2 -	53.783	29.494	1:23.277	85.55	0.713	16:16:17.845
3 -	54.106	29.146	1:23.252	85.57	0.688	16:17:41.097
4 -	53.933	28.993	1:22.926 (2)	85.91	0.362	16:19:04.023
5 -	53.588	***28.976***	***1:22.564 (1)***	***86.29***		***16:20:26.587***
6 -	***53.524***	29.522	1:23.046 (3)	85.79	0.482	16:21:49.633

P22 166 RMT Ben KING — Suzuki SV650 -

IDEAL LAP TIME : 1:23.821 BEST LAP TIME : 1:23.828 DIFFERENCE : 0.007

LAP	SECTOR 1	SECTOR 2	LAP TIME	MPH	DIFF	TIME OF DAY
1 -		30.633	2:02.645	58.09	38.817	16:14:54.833
2 -	55.172	29.748	1:24.920	83.89	1.092	16:16:19.753
3 -	55.516	29.319	1:24.835	83.98	1.007	16:17:44.588
4 -	54.743	29.353	1:24.096 (3)	84.72	0.268	16:19:08.684
5 -	54.679	***29.250***	1:23.929 (2)	84.88	0.101	16:20:32.613
6 -	***54.571***	29.257	***1:23.828 (1)***	***84.99***		***16:21:56.441***

P23 75 RMT Tom SVENSEN — Suzuki SV650 - Team TSR - HCL Carsales - RG racing

IDEAL LAP TIME : 1:23.711 BEST LAP TIME : 1:23.711 DIFFERENCE : 0.000

LAP	SECTOR 1	SECTOR 2	LAP TIME	MPH	DIFF	TIME OF DAY
1 -		29.985	2:02.834	58.00	39.123	16:14:55.022
2 -	55.632	29.182	1:24.814	84.00	1.103	16:16:19.836
3 -	55.827	29.069	1:24.896	83.92	1.185	16:17:44.732
4 -	55.038	29.319	1:24.357 (3)	84.45	0.646	16:19:09.089
5 -	54.895	29.299	1:24.194 (2)	84.62	0.483	16:20:33.283
6 -	***54.780***	***28.931***	***1:23.711 (1)***	***85.10***		***16:21:56.994***

P24 62 RMT Max PRIESTLEY — Suzuki SV650 - Mum and Dad

IDEAL LAP TIME : 1:23.664 BEST LAP TIME : 1:23.664 DIFFERENCE : 0.000

LAP	SECTOR 1	SECTOR 2	LAP TIME	MPH	DIFF	TIME OF DAY
1 -		30.834	2:04.550	57.20	40.886	16:14:56.738
2 -	55.654	29.237	1:24.891	83.92	1.227	16:16:21.629
3 -	54.838	29.544	1:24.382 (3)	84.43	0.718	16:17:46.011
4 -	55.398	29.507	1:24.905	83.91	1.241	16:19:10.916
5 -	54.815	29.454	1:24.269 (2)	84.54	0.605	16:20:35.185
6 -	***54.644***	***29.020***	***1:23.664 (1)***	***85.15***		***16:21:58.849***

Weather / Track : Cloudy / Dry

Donington Park National: 1.9790 miles
Date: 01/06/2024 Start: 16:12 Finish: 16:20

BMCRC - MRO Championships 2024 - Rnd 4 @ Donington National

Rookie Minitwins & BMCRC Formula 400

RACE 12 - SECTOR ANALYSIS

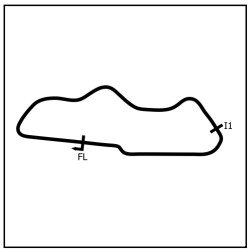

SECTOR 1 = FL to I1, SECTOR 2 = I1 to FL, DIFF = Difference To Personal Best Lap, P = Crossed Finish Line in Pit Lane, D = Time Disallowed

P25 173 RMT Alex BUCHANAN Suzuki SV650 - novus resourcing

IDEAL LAP TIME : 1:26.956 BEST LAP TIME : 1:26.956 DIFFERENCE : 0.000

LAP	SECTOR 1	SECTOR 2	LAP TIME	MPH	DIFF	TIME OF DAY
1 -		30.515	2:05.275	56.87	38.319	16:14:57.463
2 -	***56.693***	***30.263***	***1:26.956 (1)***	***81.93***		***16:16:24.419***
3 -	56.737	30.337	1:27.074 **(2)**	81.82	0.118	16:17:51.493
4 -	57.347	30.600	1:27.947	81.01	0.991	16:19:19.440
5 -	57.020	30.553	1:27.573 **(3)**	81.35	0.617	16:20:47.013
6 -	57.137	30.652	1:27.789	81.15	0.833	16:22:14.802

P26 444 RMT Brian HARRISON Suzuki SV650 -

IDEAL LAP TIME : 1:26.694 BEST LAP TIME : 1:26.694 DIFFERENCE : 0.000

LAP	SECTOR 1	SECTOR 2	LAP TIME	MPH	DIFF	TIME OF DAY
1 -		31.036	2:08.355	55.50	41.661	16:15:00.543
2 -	57.343	30.703	1:28.046	80.91	1.352	16:16:28.589
3 -	57.624	30.238	1:27.862 **(3)**	81.08	1.168	16:17:56.451
4 -	56.629	30.315	1:26.944 **(2)**	81.94	0.250	16:19:23.395
5 -	***56.591***	***30.103***	***1:26.694 (1)***	***82.18***		***16:20:50.089***

P27 998 RMT Ben RYBICKI Suzuki SV - Car events diamondbrite

IDEAL LAP TIME : 1:28.093 BEST LAP TIME : 1:28.418 DIFFERENCE : 0.325

LAP	SECTOR 1	SECTOR 2	LAP TIME	MPH	DIFF	TIME OF DAY
1 -		30.876	2:07.660	55.80	39.242	16:14:59.848
2 -	***57.405***	31.013	***1:28.418 (1)***	***80.57***		***16:16:28.266***
3 -	57.590	31.125	1:28.715 **(2)**	80.30	0.297	16:17:56.981
4 -	58.422	30.865	1:29.287	79.79	0.869	16:19:26.268
5 -	58.160	***30.688***	1:28.848 **(3)**	80.18	0.430	16:20:55.116

P28 909 RMT James WOODROFFE Suzuki SV650 -

IDEAL LAP TIME : 1:28.715 BEST LAP TIME : 1:29.007 DIFFERENCE : 0.292

LAP	SECTOR 1	SECTOR 2	LAP TIME	MPH	DIFF	TIME OF DAY
1 -		31.856	2:09.187	55.14	40.180	16:15:01.375
2 -	58.219	***30.788***	***1:29.007 (1)***	***80.04***		***16:16:30.382***
3 -	***57.927***	31.500	1:29.427 **(2)**	79.66	0.420	16:17:59.809
4 -	58.814	31.484	1:30.298 **(3)**	78.90	1.291	16:19:30.107
5 -	58.945	31.550	1:30.495	78.72	1.488	16:21:00.602

P29 152 F400_S Sean GOLDSMITH Honda NC30 - Vanguard motorsport

IDEAL LAP TIME : BEST LAP TIME : DIFFERENCE :

LAP	SECTOR 1	SECTOR 2	LAP TIME	MPH	DIFF	TIME OF DAY
1 -		***IN PIT***	2:19.417 **P**	51.10		16:15:11.605

BMCRC - MRO Championships 2024 - Rnd 4 @ Donington National

Rookie Minitwins & BMCRC Formula 400

RACE 12 - BEST SECTORS

SECTOR 1

POS	NO	NAME	TIME
1	2	GILL	50.380
2	45	MACKENZIE	50.886
3	115	DONKERSLEY	50.980
4	110	HAIGH	51.090
5	161	LAYTON	51.246
6	12	WATT	51.599
7	237	WOOD	51.814
8	189	BARAN	51.877
9	122	EGGINTON	52.024
10	26	LEE	52.198
11	81	SIMS	52.208
12	67	HARVEY	52.378
13	90	RAPA	52.506
14	198	PERRY	52.612
15	77	CRISP	52.858
16	177	HOPKINS	53.165
17	30	LUFF	53.254
18	14	DAVIES	53.524
19	69	PERRY	53.776
20	166	KING	54.571
21	62	PRIESTLEY	54.644
22	75	SVENSEN	54.780
23	134	SKAYMAN	56.423
24	444	HARRISON	56.591
25	173	BUCHANAN	56.693
26	998	RYBICKI	57.405
27	909	WOODROFFE	57.927
28			
29			
30			
31			

SECTOR 2

NO	NAME	TIME
2	GILL	27.138
161	LAYTON	27.463
110	HAIGH	27.655
45	MACKENZIE	27.658
115	DONKERSLEY	27.733
189	BARAN	27.832
12	WATT	27.932
122	EGGINTON	27.977
26	LEE	28.097
237	WOOD	28.289
81	SIMS	28.345
67	HARVEY	28.426
198	PERRY	28.453
90	RAPA	28.496
177	HOPKINS	28.516
77	CRISP	28.666
30	LUFF	28.733
75	SVENSEN	28.931
14	DAVIES	28.976
62	PRIESTLEY	29.020
69	PERRY	29.054
166	KING	29.250
444	HARRISON	30.103
173	BUCHANAN	30.263
998	RYBICKI	30.688
909	WOODROFFE	30.788
134	SKAYMAN	31.130

IDEAL / BEST COMPARISON

			IDEAL	BEST	DIFF
		PERFECT LAP	1:17.518		
1	2	GILL	1:17.518	1:17.518	0.000
2	45	MACKENZIE	1:18.544	1:18.544	0.000
3	161	LAYTON	1:18.709	1:18.709	0.000
4	115	DONKERSLEY	1:18.713	1:18.903	0.190
5	110	HAIGH	1:18.745	1:19.127	0.382
6	12	WATT	1:19.531	1:19.637	0.106
7	189	BARAN	1:19.709	1:19.782	0.073
8	122	EGGINTON	1:20.001	1:20.001	0.000
9	237	WOOD	1:20.103	1:20.150	0.047
10	26	LEE	1:20.295	1:20.295	0.000
11	81	SIMS	1:20.553	1:20.679	0.126
12	67	HARVEY	1:20.804	1:21.017	0.213
13	90	RAPA	1:21.002	1:21.184	0.182
14	198	PERRY	1:21.065	1:21.321	0.256
15	77	CRISP	1:21.524	1:21.790	0.266
16	177	HOPKINS	1:21.681	1:21.939	0.258
17	30	LUFF	1:21.987	1:21.987	0.000
18	14	DAVIES	1:22.500	1:22.564	0.064
19	69	PERRY	1:22.830	1:22.830	0.000
20	62	PRIESTLEY	1:23.664	1:23.664	0.000
21	75	SVENSEN	1:23.711	1:23.711	0.000
22	166	KING	1:23.821	1:23.828	0.007
23	444	HARRISON	1:26.694	1:26.694	0.000
24	173	BUCHANAN	1:26.956	1:26.956	0.000
25	134	SKAYMAN	1:27.553	1:27.682	0.129
26	998	RYBICKI	1:28.093	1:28.418	0.325
27	909	WOODROFFE	1:28.715	1:29.007	0.292
28	152	GOLDSMITH			
29	17	BATE		1:19.487	

Weather / Track : Cloudy / Dry

Donington Park National: 1.9790 miles
Date: 01/06/2024 Start: 16:12 Finish: 16:20

Results can be found at www.tsl-timing.com

Printed - 16:22 Saturday, 01 June 2024

BMCRC - MRO Championships 2024 - Rnd 4 @ Donington National

Rookie Minitwins & BMCRC Formula 400

RACE 12 - STATISTICS

Competitors Started	31
Planned Start	2024-06-01 @ 15:50:00.000
Actual Start	2024-06-01 @ 16:12:52.187
Finish Time	2024-06-01 @ 16:20:47.717
Track Length	1.9790mi.
Total Laps	166
Total Distance Covered	328.5251mi.

Session Fastest Lap History

NO	CL	NAME	LAP TIME	TIME OF DAY	LAP	VEHICLE
2	F400_M	**Andrew GILL**	**1:19.122**	16:15:32.384	2	Kawasaki ZXR400
2	F400_M	**Andrew GILL**	**1:17.518**	16:16:49.901	3	Kawasaki ZXR400

Session Leader History

NO	CL	NAME	FROM LAP	LAPS LED	DISTANCE	VEHICLE
2	F400_M	**Andrew GILL**	1	6	11.83 miles	Kawasaki ZXR400

Flag History

TYPE	TIME OF DAY
GREEN	16:12:52.187
FINISH	16:20:47.717

Flag Statistics

TYPE	COUNT	TOTAL LAPS	TOTAL TIME
Green	1	6	9:27.488
Red	0	0	0.000
Safety Car	0	0	0.000
FCY	0	0	0.000

Weather / Track : Cloudy / Dry

Donington Park National: 1.9790 miles
Date: 01/06/2024 Start: 16:12 Finish: 16:20

BMCRC - MRO Championships 2024 - Rnd 4 @ Donington National

Rookie Minitwins & BMCRC Formula 400

RACE 12 - STATISTICS

CLASS : F400_M

7 Starters

Fastest Lap History

NO	NAME	LAP TIME	TIME OF DAY	LAP	VEHICLE
2	**Andrew GILL**	**1:19.122**	16:15:32.384	2	Kawasaki ZXR400
2	**Andrew GILL**	**1:17.518**	16:16:49.901	3	Kawasaki ZXR400

Leader History

NO	NAME	FROM LAP	LAPS LED	DISTANCE	VEHICLE
2	**Andrew GILL**	1	6	11.83 miles	Kawasaki ZXR400

BMCRC - MRO Championships 2024 - Rnd 4 @ Donington National

Rookie Minitwins & BMCRC Formula 400

RACE 12 - STATISTICS

CLASS : F400_R

1 Starters

Fastest Lap History

NO	NAME	LAP TIME	TIME OF DAY	LAP	VEHICLE
81	**Ollie SIMS**	**1:21.491**	16:15:40.670	2	Kawasaki NINJA 400
81	**Ollie SIMS**	**1:21.009**	16:17:01.679	3	Kawasaki NINJA 400
81	**Ollie SIMS**	**1:20.679**	16:18:22.358	4	Kawasaki NINJA 400

Leader History

NO	NAME	FROM LAP	LAPS LED	DISTANCE	VEHICLE
81	**Ollie SIMS**	1	6	11.83 miles	Kawasaki NINJA 400

Weather / Track : Cloudy / Dry

Donington Park National: 1.9790 miles
Date: 01/06/2024 Start: 16:12 Finish: 16:20

BMCRC - MRO Championships 2024 - Rnd 4 @ Donington National

Rookie Minitwins & BMCRC Formula 400

RACE 12 - STATISTICS

CLASS : F400_S

7 Starters

Fastest Lap History

NO	NAME	LAP TIME	TIME OF DAY	LAP	VEHICLE
12	**Kade WATT**	**1:19.912**	16:15:36.068	2	Kawasaki NINJA 400
12	**Kade WATT**	**1:19.637**	16:16:55.706	3	Kawasaki NINJA 400
110	**Mark HAIGH**	**1:19.127**	16:18:19.899	4	Aprilia RS250

Leader History

NO	NAME	FROM LAP	LAPS LED	DISTANCE	VEHICLE
12	**Kade WATT**	1	6	11.83 miles	Kawasaki NINJA 400

BMCRC - MRO Championships 2024 - Rnd 4 @ Donington National

Rookie Minitwins & BMCRC Formula 400

RACE 12 - STATISTICS

CLASS : RMT

16 Starters

Fastest Lap History

NO	NAME	LAP TIME	TIME OF DAY	LAP	VEHICLE
189	**Sebastian BARAN**	**1:20.839**	16:16:10.167	2	Suzuki SV650
189	**Sebastian BARAN**	**1:20.183**	16:18:51.305	4	Suzuki SV650
189	**Sebastian BARAN**	**1:19.782**	16:20:11.086	5	Suzuki SV650

Leader History

NO	NAME	FROM LAP	LAPS LED	DISTANCE	VEHICLE
122	**James EGGINTON**	1	1	1.94 miles	Suzuki SV650
189	**Sebastian BARAN**	2	5	9.89 miles	Suzuki SV650

Weather / Track : Cloudy / Dry

Donington Park National: 1.9790 miles
Date: 01/06/2024 Start: 16:12 Finish: 16:20

BMCRC - MRO Championships 2024 - Rnd 4 @ Donington National

Rookie Minitwins & BMCRC Formula 400

RACE 2 - GRID (10 Laps)

BMCRC FORMULA 400

BMCRC ROOKIE MINITWINS

ROW 14	1		41	16	Adam FREWIN	40	251	Craig FERRIS
			1:29.007			1:28.418		
ROW 13	39	909	James WOODROFFE	38	998	Ben RYBICKI	37	173 Alex BUCHANAN 1:26.956
	1:26.694			1:23.828			1:23.711	
ROW 12	36	444	Brian HARRISON	35	166	Ben KING	34	75 Tom SVENSEN
			1:23.664			1:22.564		
ROW 11	33	62	Max PRIESTLEY	32	14	George DAVIES	31	30 David LUFF 1:21.987
	1:21.939			1:21.790			1:21.321	
ROW 10	30	177	Michael HOPKINS	29	77	Joshua CRISP	28	198 Tony PERRY
			1:20.150			1:20.001		
ROW 9	27	237	Tim WOOD	26	122	James EGGINTON	25	189 Sebastian BARAN 1:19.782
ROW 8	24			23			22	
ROW 7	21			20			19	15 Nick SMITH
ROW 6	18	73	Colvin TURNER	17	55	Magnus MANSON-CHUBB	16	631 Angela CRAGG
						1:27.682		
ROW 5	15	152	Sean GOLDSMITH	14	134	Toby SKAYMAN	13	69 Kobe PERRY 1:22.830
	1:21.184			1:21.017			1:20.679	
ROW 4	12	90	Steve RAPA	11	67	Simon HARVEY	10	81 Ollie SIMS
						1:20.295		
ROW 3	9	25	Haydon SMITH	8	26	Damian LEE	7	12 Kade WATT 1:19.637
	1:19.487			1:19.127			1:18.903	
ROW 2	6	17	Freddie BATE	5	110	Mark HAIGH	4	115 Jake DONKERSLEY
			1:18.709			1:18.544		
ROW 1	3	161	Aleisha LAYTON	2	45	Marley MACKENZIE	1	2 Andrew GILL 1:17.518

Pole

These results are provisional until the conclusion of any judicial and technical matters.

Donington Park National: 1.9790 miles

Clerk Of Course:	Stewards:	Timekeeper: Craig Smith	

Results can be found at www.tsl-timing.com

Printed - 16:27 Saturday, 01 June 2024

TSL SPORTS TIMING TIMING SOLUTIONS LTD

BMCRC - MRO Championships 2024 - Rnd 4 @ Donington National

Rookie Minitwins & BMCRC Formula 400

RACE 2 - CLASSIFICATION

Race Distance: 7 Laps / 13.85 miles

POS	NO	CL	PIC	NAME	ENTRY	LAPS	TIME	GAP	DIFF	MPH	BEST	ON	GRD	↑↓
1	2	F400_M	1	Andrew GILL	Kawasaki ZXR400 -	7	9:10.993			90.26	1:17.233	3	1	0
2	12	F400_S	1	Kade WATT	Kawasaki NINJA 400 - 3D Racing	7	9:25.465	14.472	14.472	87.95	1:19.681	3	7	5
3	115	F400_M	2	Jake DONKERSLEY	Kawasaki ZX4RR -	7	9:26.335	15.342	0.870	87.82	1:19.609	4	4	1
4	17	F400_S	2	Freddie BATE	Kawasaki ZXR400 - hartjay	7	9:28.855	17.862	2.520	87.43	1:19.883	2	6	2
5	15	F400_S	3	Nick SMITH	Kawasaki ZXR400 - Hi-Precision Engineering Ltd	7	9:30.325	19.332	1.470	87.20	1:18.665	7	19	14
6	161*	F400_M	4	Aleisha LAYTON	Kawasaki NINJA 400 -	7	9:33.745	22.752	3.420	86.68	1:20.471	4	3	-3
7	110	F400_S	3	Mark HAIGH	Aprilia RS250 - Chesterfield CarClinic/The Tuning Works	7	9:33.853	22.860	0.108	86.67	1:19.492	2	5	-2
8	90	F400_S	4	Steve RAPA	Honda RVF400 (BRUCE) - My Own Fair Hands	7	9:33.946	22.953	0.093	86.65	1:20.073	5	12	4
9	67	F400_M	5	Simon HARVEY	Kawasaki ZX4RR - Retirement Fund Racing	7	9:39.889	28.896	5.943	85.76	1:20.425	5	11	2
10	81	F400_R	1	Ollie SIMS	Kawasaki NINJA 400 - Motorbodies Weston ltd	7	9:41.041	30.048	1.152	85.59	1:21.067	4	10	0
11	189	RMT	1	Sebastian BARAN	Suzuki SV650 -	7	9:46.131	35.138	5.090	84.85	1:19.508	5	20	9
12	122	RMT	2	James EGGINTON	Suzuki SV650 - Advance Computer Services - www.ACS.co	7	9:46.306	35.313	0.175	84.82	1:19.384	5	21	9
13	237	RMT	3	Tim WOOD	Suzuki SV650S - Hel Performance	7	9:48.174	37.181	1.868	84.56	1:19.159	5	22	9
14	26	F400_S	5	Damian LEE	Kawasaki TZR250 - Leed Autos	7	9:48.391	37.398	0.217	84.52	1:20.829	3	8	-6
15	45	F400_M	6	Marley MACKENZIE	- Kirkcaldy Kawasaki, ELPM	7	10:01.515	50.522	13.124	82.68	1:19.379	5	2	-13
16	198	RMT	4	Tony PERRY	Suzuki SV650 -	7	10:01.535	50.542	0.020	82.68	1:20.279	3	23	7
17	55	F400_S/R	1	Magnus MANSON-CHUBB	Kawasaki ZXR400L -	7	10:04.401	53.408	2.866	82.28	1:23.616	3	17	0
18	177	RMT	5	Michael HOPKINS	Suzuki SV650 SK1 - MYSELF	7	10:07.493	56.500	3.092	81.87	1:22.127	3	25	7
19	30	RMT	6	David LUFF	Suzuki SV 650 - ATP & Sarah O'Neill	7	10:07.736	56.743	0.243	81.83	1:22.312	4	26	7
20	14	RMT	7	George DAVIES	Suzuki SV650 - little T's Childcare , JClay Fitness	7	10:08.978	57.985	1.242	81.67	1:21.935	3	27	7
21	166	RMT	8	Ben KING	Suzuki SV650 -	7	10:13.189	1:02.196	4.211	81.11	1:22.835	4	30	9
22	62	RMT	9	Max PRIESTLEY	Suzuki SV650 - Mum and Dad	7	10:18.700	1:07.707	5.511	80.38	1:24.060	7	28	6
23	75	RMT	10	Tom SVENSEN	Suzuki SV650 - Team TSR - HCL Carsales - RG racing	7	10:21.241	1:10.248	2.541	80.05	1:23.893	5	29	6
24	173	RMT	11	Alex BUCHANAN	Suzuki SV650 - novus resourcing	7	10:23.220	1:12.227	1.979	79.80	1:25.209	2	32	8
25	444	RMT	12	Brian HARRISON	Suzuki SV650 -	7	10:28.506	1:17.513	5.286	79.13	1:24.489	3	31	6
26	16	RMT	13	Adam FREWIN	Suzuki SV650 - Southern Steam Services Ltd	6	9:11.174	1 Lap	1 Lap	77.31	1:26.708	4	36	10
27	909	RMT	14	James WOODROFFE	Suzuki SV650 -	6	9:17.555	1 Lap	6.381	76.42	1:26.987	2	34	7
28	998	RMT	15	Ben RYBICKI	Suzuki SV - Car events diamondbrite	6	9:20.678	1 Lap	3.123	75.99	1:26.988	2	33	5
29	69	F400_M	7	Kobe PERRY	-	6	9:24.153	1 Lap	3.475	75.53	1:23.542	3	13	-16
30	251	RMT	16	Craig FERRIS	Suzuki SV650 - IMP Racing	6	10:10.323	1 Lap	46.170	69.81	1:35.867	4	35	5

NOT CLASSIFIED

DNF	25	F400_M		Haydon SMITH	Kawasaki ZXR400 - Shelf & Rail Co.	5	6:44.210	2 Laps	1 Lap	87.79	1:19.570	2	9	

FASTEST LAP

2	F400_M	Andrew GILL	Kawasaki ZXR400 -	3	1:17.233	92.24 mph	148.45 kph
237	RMT	Tim WOOD	Suzuki SV650S - Hel Performance	5	1:19.159	90.00 mph	144.84 kph
110	F400_S	Mark HAIGH	Aprilia RS250 - Chesterfield CarClinic/The Tuning Works	2	1:19.492	89.62 mph	144.24 kph
81	F400_R	Ollie SIMS	Kawasaki NINJA 400 - Motorbodies Weston ltd	4	1:21.067	87.88 mph	141.43 kph
55	F400_S/R	Magnus MANSON-CHUBB	Kawasaki ZXR400L -	3	1:23.616	85.20 mph	137.12 kph

Comments:
*** No. 161 - Please fit a working transponder**
Class F400_M - 92.5% of Race Speed = 83.49 mph
Class F400_S - 92.5% of Race Speed = 81.35 mph
Class F400_R - 92.5% of Race Speed = 79.17 mph
Class RMT - 92.5% of Race Speed = 78.48 mph
Class F400_S/R - 92.5% of Race Speed = 76.10 mph

Weather / Track : Sunny / Dry
These results are provisional until the conclusion of any judicial and technical matters.

Date: 02/06/2024 Start: 09:58 Finish: 10:07
Donington Park National: 1.9790 miles

Clerk Of Course:	Stewards:	Timekeeper: Craig Smith	

Results can be found at www.tsl-timing.com

Printed - 10:09 Sunday, 02 June 2024

BMCRC - MRO Championships 2024 - Rnd 4 @ Donington National

Rookie Minitwins & BMCRC Formula 400

RACE 2 - LAP CHART

LAP 1 @ 09:59:25.091

NO	BEHIND	LAP TIME
2		1:21.556
17	1.958	1:23.514
12	2.176	1:23.732
25	2.411	1:23.967
110	3.120	1:24.676
115	3.243	1:24.799
90	4.129	1:25.685
161	4.462	1:26.018
26	4.751	1:26.307
15	5.168	1:26.724
81	5.516	1:27.072
67	5.683	1:27.239
55	6.590	1:28.146
69	8.410	1:29.966
189	22.631	1:44.187
122	22.825	1:44.381
237	23.099	1:44.655
30	24.520	1:46.076
198	25.276	1:46.832
14	25.748	1:47.304
177	25.860	1:47.416
166	26.882	1:48.438
173	27.559	1:49.115
75	28.666	1:50.222
62	28.903	1:50.459
16	31.405	1:52.961
444	31.879	1:53.435
45	31.960	1:53.516
998	32.580	1:54.136
909	33.784	1:55.340
251	39.607	2:01.163

LAP 2 @ 10:00:42.779

NO	BEHIND	LAP TIME
2		1:17.688
17	4.153	1:19.883
25	4.293	1:19.570
110	4.924	1:19.492
115	5.597	1:20.042
12	5.704	1:21.216
90	6.771	1:20.330
161	8.533	1:21.759
67	9.031	1:21.036
15	9.586	1:22.106
26	9.854	1:22.791
81	10.160	1:22.332
55	13.818	1:24.916
69	14.663	1:23.941
189	25.109	1:20.166
237	25.924	1:20.513
122	26.025	1:20.888
198	28.400	1:20.812
30	30.478	1:23.646
14	30.847	1:22.787
177	31.130	1:22.958
166	32.342	1:23.148
45	34.286	1:20.014
173	35.080	1:25.209
62	35.512	1:24.297
75	36.360	1:25.382
16	40.540	1:26.823
444	40.731	1:26.540
998	41.880	1:26.988
909	43.083	1:26.987
251	58.676	1:36.757

LAP 3 @ 10:02:00.012

NO	BEHIND	LAP TIME
2		1:17.233
25	6.924	1:19.864
17	7.072	1:20.152
110	7.911	1:20.220
12	8.152	1:19.681
115	8.388	1:20.024
90	11.229	1:21.691
161	11.839	1:20.539
15	12.936	1:20.583
67	13.020	1:21.222
26	13.450	1:20.829
81	14.018	1:21.091
55	20.201	1:23.616
69	20.972	1:23.542
189	27.708	1:19.832
122	28.310	1:19.518
237	29.032	1:20.341
198	31.446	1:20.279
14	35.549	1:21.935
30	35.641	1:22.396
177	36.024	1:22.127
45	36.832	1:19.779
166	39.323	1:24.214
62	43.149	1:24.870
173	43.664	1:25.817
75	44.226	1:25.099
444	47.987	1:24.489
16	50.027	1:26.720
998	51.905	1:27.258
909	52.945	1:27.095

LAP 4 @ 10:03:17.909

NO	BEHIND	LAP TIME
2		1:17.897
251	1 Lap	1:36.717
25	9.284	1:20.257
17	9.561	1:20.386
12	10.069	1:19.814
115	10.100	1:19.609
110	11.845	1:21.831
90	13.726	1:20.394
161	14.413	1:20.471
15	15.040	1:20.001
67	15.619	1:20.496
26	16.840	1:21.287
81	17.188	1:21.067
55	26.457	1:24.153
69	27.007	1:23.932
189	29.780	1:19.969
122	30.265	1:19.852
237	31.142	1:20.007
198	34.254	1:20.705
30	40.056	1:22.312
14	40.345	1:22.693
45	40.377	1:21.442
177	41.007	1:22.880
166	44.261	1:22.835
62	49.608	1:24.356
75	50.603	1:24.274
173	51.635	1:25.868
444	54.876	1:24.786
16	58.838	1:26.708
909	1:02.273	1:27.225
998	1:02.950	1:28.942

LAP 5 @ 10:04:35.506

NO	BEHIND	LAP TIME
2		1:17.597
25	12.239	1:20.552
12	12.827	1:20.355
17	12.859	1:20.895
115	13.028	1:20.525
110	15.935	1:21.687
90	16.202	1:20.073
15	17.682	1:20.239
161	17.796	1:20.980
67	18.447	1:20.425
251	1 Lap	1:35.867
81	21.310	1:21.719
26	21.392	1:22.149
189	31.691	1:19.508
122	32.052	1:19.384
237	32.704	1:19.159
55	33.225	1:24.365
198	37.629	1:20.972
45	42.159	1:19.379
30	45.169	1:22.710
14	45.456	1:22.708
177	45.824	1:22.414
166	50.018	1:23.354
62	56.408	1:24.397
75	56.899	1:23.893
173	59.383	1:25.345
444	1:02.876	1:25.597
16	1:09.888	1:28.647
909	1:14.168	1:29.492
998	1:14.852	1:29.499

LAP 6 @ 10:05:53.563

NO	BEHIND	LAP TIME
2		1:18.057
69	1 Lap	2:11.562
12	15.196	1:20.426
17	15.307	1:20.505
115	15.643	1:20.672
110	19.253	1:21.375
90	21.544	1:23.399
15	21.632	1:22.007
161	22.061	1:22.322
67	26.311	1:25.921
81	28.523	1:25.270
26	34.501	1:31.166
189	35.457	1:21.823
122	35.837	1:21.842
237	37.392	1:22.745
251	1 Lap	1:39.719
198	47.802	1:28.230
55	47.870	1:32.702
45	49.057	1:24.955
30	53.022	1:25.910
177	53.189	1:25.422
14	54.135	1:26.736
166	58.357	1:26.396
62	1:04.612	1:26.261
75	1:06.371	1:27.529
173	1:07.367	1:26.041
444	1:12.591	1:27.772

LAP 7 @ 10:07:14.528

NO	BEHIND	LAP TIME
2		1:20.965
16	1 Lap	1:29.315
909	1 Lap	1:31.416
998	1 Lap	1:33.855
69	1 Lap	1:31.210
12	14.472	1:20.241
115	15.342	1:20.664
17	17.862	1:23.520
15	19.332	1:18.665
161	22.752	1:21.656
110	22.860	1:24.572
90	22.953	1:22.374
67	28.896	1:23.550
81	30.048	1:22.490
189	35.138	1:20.646
122	35.313	1:20.441
237	37.181	1:20.754
26	37.398	1:23.862
45	50.522	1:22.430
198	50.542	1:23.705
55	53.408	1:26.503
177	56.500	1:24.276
30	56.743	1:24.686
14	57.985	1:24.815
251	1 Lap	1:40.100
166	1:02.196	1:24.804
62	1:07.707	1:24.060
75	1:10.248	1:24.842
173	1:12.227	1:25.825
444	1:17.513	1:25.887

Weather / Track : Sunny / Dry

Donington Park National: 1.9790 miles
Date: 02/06/2024 Start: 09:58 Finish: 10:07

Results can be found at www.tsl-timing.com

Printed - 10:08 Sunday, 02 June 2024

BMCRC - MRO Championships 2024 - Rnd 4 @ Donington National

Rookie Minitwins & BMCRC Formula 400

RACE 2 - POSITION CHART

No	Name	Lap / Pos	1	2	3	4	5	6	7
2	GILL	1	2	2	2	2	2	2	2
45	MACKENZIE	2	17	17	25	25	25	12	12
161	LAYTON	3	12	25	17	17	12	17	115
115	DONKERSLEY	4	25	110	110	12	17	115	17
110	HAIGH	5	110	115	12	115	115	110	15
17	BATE	6	115	12	115	110	110	90	161
12	WATT	7	90	90	90	90	90	15	110
26	LEE	8	161	161	161	161	15	161	90
25	SMITH	9	26	67	15	15	161	67	67
81	SIMS	10	15	15	67	67	67	81	81
67	HARVEY	11	81	26	26	26	81	26	189
90	RAPA	12	67	81	81	81	26	189	122
69	PERRY	13	55	55	55	55	189	122	237
55	MANSON-CHUBB	14	69	69	69	69	122	237	26
15	SMITH	15	189	189	189	189	237	198	45
189	BARAN	16	122	237	122	122	55	55	198
122	EGGINTON	17	237	122	237	237	198	45	55
237	WOOD	18	30	198	198	198	45	30	177
198	PERRY	19	198	30	14	30	30	177	30
177	HOPKINS	20	14	14	30	14	14	14	14
30	LUFF	21	177	177	177	45	177	166	166
14	DAVIES	22	166	166	45	177	166	62	62
62	PRIESTLEY	23	173	45	166	166	62	75	75
75	SVENSEN	24	75	173	62	62	75	173	173
166	KING	25	62	62	173	75	173	444	444
444	HARRISON	26	16	75	75	173	444	16	
173	BUCHANAN	27	444	16	444	444	16	909	
998	RYBICKI	28	45	444	16	16	909	998	
909	WOODROFFE	29	998	998	998	909	998	69	
251	FERRIS	30	909	909	909	998	69	251	
16	FREWIN	31	251	251	251	251	251		

Weather / Track : Sunny / Dry

Donington Park National: 1.9790 miles
Date: 02/06/2024 Start: 09:58 Finish: 10:07

Results can be found at www.tsl-timing.com

Printed - 10:09 Sunday, 02 June 2024

BMCRC - MRO Championships 2024 - Rnd 4 @ Donington National

Rookie Minitwins & BMCRC Formula 400

RACE 2 - SECTOR ANALYSIS

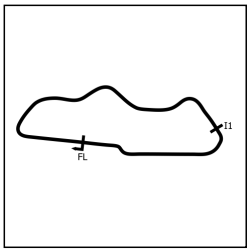

SECTOR 1 = FL to I1, SECTOR 2 = I1 to FL, DIFF = Difference To Personal Best Lap, P = Crossed Finish Line in Pit Lane, D = Time Disallowed

P1 2 F400_M Andrew GILL — Kawasaki ZXR400 -

IDEAL LAP TIME : 1:17.233 BEST LAP TIME : 1:17.233 DIFFERENCE : 0.000

LAP	SECTOR 1	SECTOR 2	LAP TIME	MPH	DIFF	TIME OF DAY
1 -		27.877	1:21.556	87.35	4.323	09:59:25.091
2 -	50.132	27.556	1:17.688 (3)	91.70	0.455	10:00:42.779
3 -	***49.955***	***27.278***	***1:17.233 (1)***	***92.24***		***10:02:00.012***
4 -	50.163	27.734	1:17.897	91.46	0.664	10:03:17.909
5 -	50.093	27.504	1:17.597 (2)	91.81	0.364	10:04:35.506
6 -	50.517	27.540	1:18.057	91.27	0.824	10:05:53.563
7 -	53.151	27.814	1:20.965	87.99	3.732	10:07:14.528

P2 12 F400_S Kade WATT — Kawasaki NINJA 400 - 3D Racing

IDEAL LAP TIME : 1:19.446 BEST LAP TIME : 1:19.681 DIFFERENCE : 0.235

LAP	SECTOR 1	SECTOR 2	LAP TIME	MPH	DIFF	TIME OF DAY
1 -		28.642	1:23.732	85.08	4.051	09:59:27.267
2 -	53.158	***28.058***	1:21.216	87.72	1.535	10:00:48.483
3 -	51.435	28.246	***1:19.681 (1)***	***89.41***		***10:02:08.164***
4 -	***51.388***	28.426	1:19.814 (2)	89.26	0.133	10:03:27.978
5 -	51.399	28.956	1:20.355	88.66	0.674	10:04:48.333
6 -	51.942	28.484	1:20.426	88.58	0.745	10:06:08.759
7 -	52.064	28.177	1:20.241 (3)	88.79	0.560	10:07:29.000

P3 115 F400_M Jake DONKERSLEY — Kawasaki ZX4RR -

IDEAL LAP TIME : 1:19.234 BEST LAP TIME : 1:19.609 DIFFERENCE : 0.375

LAP	SECTOR 1	SECTOR 2	LAP TIME	MPH	DIFF	TIME OF DAY
1 -		28.751	1:24.799	84.01	5.190	09:59:28.334
2 -	51.446	28.596	1:20.042 (3)	89.01	0.433	10:00:48.376
3 -	52.000	28.024	1:20.024 (2)	89.03	0.415	10:02:08.400
4 -	***51.370***	28.239	***1:19.609 (1)***	***89.49***		***10:03:28.009***
5 -	51.796	28.729	1:20.525	88.47	0.916	10:04:48.534
6 -	51.909	28.763	1:20.672	88.31	1.063	10:06:09.206
7 -	52.800	***27.864***	1:20.664	88.32	1.055	10:07:29.870

P4 17 F400_S Freddie BATE — Kawasaki ZXR400 - hartjay

IDEAL LAP TIME : 1:19.641 BEST LAP TIME : 1:19.883 DIFFERENCE : 0.242

LAP	SECTOR 1	SECTOR 2	LAP TIME	MPH	DIFF	TIME OF DAY
1 -		28.246	1:23.514	85.31	3.631	09:59:27.049
2 -	51.508	28.375	***1:19.883 (1)***	***89.18***		***10:00:46.932***
3 -	***51.500***	28.652	1:20.152 (2)	88.88	0.269	10:02:07.084
4 -	52.074	28.312	1:20.386 (3)	88.63	0.503	10:03:27.470
5 -	52.525	28.370	1:20.895	88.07	1.012	10:04:48.365
6 -	52.364	***28.141***	1:20.505	88.49	0.622	10:06:08.870
7 -	52.834	30.686	1:23.520	85.30	3.637	10:07:32.390

P5 15 F400_M Nick SMITH — Kawasaki ZXR400 - Hi-Precision Engineering Ltd

IDEAL LAP TIME : 1:18.665 BEST LAP TIME : 1:18.665 DIFFERENCE : 0.000

LAP	SECTOR 1	SECTOR 2	LAP TIME	MPH	DIFF	TIME OF DAY
1 -		28.665	1:26.724	82.15	8.059	09:59:30.259
2 -	52.765	29.341	1:22.106	86.77	3.441	10:00:52.365
3 -	51.821	28.762	1:20.583	88.41	1.918	10:02:12.948
4 -	51.164	28.837	1:20.001 (2)	89.05	1.336	10:03:32.949
5 -	51.612	28.627	1:20.239 (3)	88.79	1.574	10:04:53.188
6 -	53.400	28.607	1:22.007	86.87	3.342	10:06:15.195
7 -	***50.814***	***27.851***	***1:18.665 (1)***	***90.56***		***10:07:33.860***

Weather / Track : Sunny / Dry

Donington Park National: 1.9790 miles
Date: 02/06/2024 Start: 09:58 Finish: 10:07

BMCRC - MRO Championships 2024 - Rnd 4 @ Donington National

Rookie Minitwins & BMCRC Formula 400

RACE 2 - SECTOR ANALYSIS

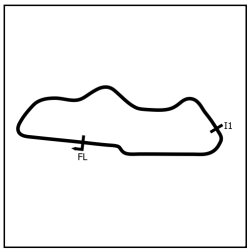

SECTOR 1 = FL to I1, SECTOR 2 = I1 to FL, DIFF = Difference To Personal Best Lap, P = Crossed Finish Line in Pit Lane, D = Time Disallowed

P6 161 F400_M Aleisha LAYTON

Kawasaki NINJA 400 -

IDEAL LAP TIME : BEST LAP TIME : 1:20.471 DIFFERENCE :

LAP	SECTOR 1	SECTOR 2	LAP TIME		MPH	DIFF	TIME OF DAY
1 -			1:26.018		82.82	5.547	09:59:29.553
2 -			1:21.759		87.14	1.288	10:00:51.312
3 -			1:20.539	(2)	88.46	0.068	10:02:11.851
4 -			***1:20.471***	***(1)***	***88.53***		***10:03:32.322***
5 -			1:20.980	(3)	87.98	0.509	10:04:53.302
6 -			1:22.322		86.54	1.851	10:06:15.624
7 -			1:21.656		87.25	1.185	10:07:37.280

P7 110 F400_S Mark HAIGH

Aprilia RS250 - Chesterfield CarClinic/The Tuning Works

IDEAL LAP TIME : 1:19.413 BEST LAP TIME : 1:19.492 DIFFERENCE : 0.079

LAP	SECTOR 1	SECTOR 2	LAP TIME		MPH	DIFF	TIME OF DAY
1 -		28.302	1:24.676		84.13	5.184	09:59:28.211
2 -	***51.210***	28.282	***1:19.492***	***(1)***	***89.62***		***10:00:47.703***
3 -	51.933	28.287	1:20.220	(2)	88.81	0.728	10:02:07.923
4 -	53.628	***28.203***	1:21.831		87.06	2.339	10:03:29.754
5 -	52.925	28.762	1:21.687		87.21	2.195	10:04:51.441
6 -	53.004	28.371	1:21.375	(3)	87.55	1.883	10:06:12.816
7 -	55.058	29.514	1:24.572		84.24	5.080	10:07:37.388

P8 90 F400_S Steve RAPA

Honda RVF400 (BRUCE) - My Own Fair Hands

IDEAL LAP TIME : 1:20.073 BEST LAP TIME : 1:20.073 DIFFERENCE : 0.000

LAP	SECTOR 1	SECTOR 2	LAP TIME		MPH	DIFF	TIME OF DAY
1 -		28.671	1:25.685		83.14	5.612	09:59:29.220
2 -	51.937	28.393	1:20.330	(2)	88.69	0.257	10:00:49.550
3 -	52.207	29.484	1:21.691		87.21	1.618	10:02:11.241
4 -	51.779	28.615	1:20.394	(3)	88.62	0.321	10:03:31.635
5 -	***51.731***	***28.342***	***1:20.073***	***(1)***	***88.97***		***10:04:51.708***
6 -	54.723	28.676	1:23.399		85.42	3.326	10:06:15.107
7 -	53.546	28.828	1:22.374		86.49	2.301	10:07:37.481

P9 67 F400_M Simon HARVEY

Kawasaki ZX4RR - Retirement Fund Racing

IDEAL LAP TIME : 1:20.413 BEST LAP TIME : 1:20.425 DIFFERENCE : 0.012

LAP	SECTOR 1	SECTOR 2	LAP TIME		MPH	DIFF	TIME OF DAY
1 -		28.962	1:27.239		81.66	6.814	09:59:30.774
2 -	52.578	28.458	1:21.036	(3)	87.91	0.611	10:00:51.810
3 -	52.312	28.910	1:21.222		87.71	0.797	10:02:13.032
4 -	***51.989***	28.507	1:20.496	(2)	88.50	0.071	10:03:33.528
5 -	52.001	***28.424***	***1:20.425***	***(1)***	***88.58***		***10:04:53.953***
6 -	56.939	28.982	1:25.921		82.92	5.496	10:06:19.874
7 -	54.968	28.582	1:23.550		85.27	3.125	10:07:43.424

P10 81 F400_R Ollie SIMS

Kawasaki NINJA 400 - Motorbodies Weston ltd

IDEAL LAP TIME : 1:20.780 BEST LAP TIME : 1:21.067 DIFFERENCE : 0.287

LAP	SECTOR 1	SECTOR 2	LAP TIME		MPH	DIFF	TIME OF DAY
1 -		29.510	1:27.072		81.82	6.005	09:59:30.607
2 -	53.120	29.212	1:22.332		86.53	1.265	10:00:52.939
3 -	52.466	***28.625***	1:21.091	(2)	87.85	0.024	10:02:14.030
4 -	***52.155***	28.912	***1:21.067***	***(1)***	***87.88***		***10:03:35.097***
5 -	52.782	28.937	1:21.719	(3)	87.18	0.652	10:04:56.816
6 -	56.263	29.007	1:25.270		83.55	4.203	10:06:22.086
7 -	53.848	28.642	1:22.490		86.36	1.423	10:07:44.576

BMCRC - MRO Championships 2024 - Rnd 4 @ Donington National

Rookie Minitwins & BMCRC Formula 400

RACE 2 - SECTOR ANALYSIS

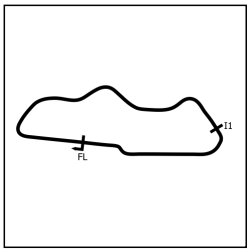

SECTOR 1 = FL to I1, SECTOR 2 = I1 to FL, DIFF = Difference To Personal Best Lap, P = Crossed Finish Line in Pit Lane, D = Time Disallowed

P11 189 RMT Sebastian BARAN Suzuki SV650 -

IDEAL LAP TIME : 1:19.417 BEST LAP TIME : 1:19.508 DIFFERENCE : 0.091

LAP	SECTOR 1	SECTOR 2	LAP TIME	MPH	DIFF	TIME OF DAY
1 -		28.211	1:44.187	68.38	24.679	09:59:47.722
2 -	52.257	***27.909***	1:20.166	88.87	0.658	10:01:07.888
3 -	51.678	28.154	1:19.832 **(2)**	89.24	0.324	10:02:27.720
4 -	52.017	27.952	1:19.969 **(3)**	89.09	0.461	10:03:47.689
5 -	***51.508***	28.000	***1:19.508*** **(1)**	***89.60***		***10:05:07.197***
6 -	53.485	28.338	1:21.823	87.07	2.315	10:06:29.020
7 -	52.456	28.190	1:20.646	88.34	1.138	10:07:49.666

P12 122 RMT James EGGINTON Suzuki SV650 - Advance Computer Services - www.ACS.co.uk

IDEAL LAP TIME : 1:18.845 BEST LAP TIME : 1:19.384 DIFFERENCE : 0.539

LAP	SECTOR 1	SECTOR 2	LAP TIME	MPH	DIFF	TIME OF DAY
1 -		28.621	1:44.381	68.25	24.997	09:59:47.916
2 -	52.262	28.626	1:20.888	88.08	1.504	10:01:08.804
3 -	51.655	27.863	1:19.518 **(2)**	89.59	0.134	10:02:28.322
4 -	51.262	28.590	1:19.852 **(3)**	89.22	0.468	10:03:48.174
5 -	***51.141***	28.243	***1:19.384*** **(1)**	***89.74***		***10:05:07.558***
6 -	53.527	28.315	1:21.842	87.05	2.458	10:06:29.400
7 -	52.737	***27.704***	1:20.441	88.56	1.057	10:07:49.841

P13 237 RMT Tim WOOD Suzuki SV650S - Hel Performance

IDEAL LAP TIME : 1:19.097 BEST LAP TIME : 1:19.159 DIFFERENCE : 0.062

LAP	SECTOR 1	SECTOR 2	LAP TIME	MPH	DIFF	TIME OF DAY
1 -		28.383	1:44.655	68.07	25.496	09:59:48.190
2 -	52.199	28.314	1:20.513	88.49	1.354	10:01:08.703
3 -	52.479	***27.862***	1:20.341 **(3)**	88.68	1.182	10:02:29.044
4 -	51.769	28.238	1:20.007 **(2)**	89.05	0.848	10:03:49.051
5 -	***51.235***	27.924	***1:19.159*** **(1)**	***90.00***		***10:05:08.210***
6 -	54.609	28.136	1:22.745	86.10	3.586	10:06:30.955
7 -	52.411	28.343	1:20.754	88.22	1.595	10:07:51.709

P14 26 F400_S Damian LEE Kawasaki TZR250 - Leed Autos

IDEAL LAP TIME : 1:20.689 BEST LAP TIME : 1:20.829 DIFFERENCE : 0.140

LAP	SECTOR 1	SECTOR 2	LAP TIME	MPH	DIFF	TIME OF DAY
1 -		***28.576***	1:26.307	82.54	5.478	09:59:29.842
2 -	52.877	29.914	1:22.791	86.05	1.962	10:00:52.633
3 -	***52.113***	28.716	***1:20.829*** **(1)**	***88.14***		***10:02:13.462***
4 -	52.528	28.759	1:21.287 **(2)**	87.64	0.458	10:03:34.749
5 -	52.715	29.434	1:22.149 **(3)**	86.72	1.320	10:04:56.898
6 -	1:00.371	30.795	1:31.166	78.15	10.337	10:06:28.064
7 -	54.678	29.184	1:23.862	84.95	3.033	10:07:51.926

P15 45 F400_M Marley MACKENZIE - Kirkcaldy Kawasaki, ELPM

IDEAL LAP TIME : 1:19.081 BEST LAP TIME : 1:19.379 DIFFERENCE : 0.298

LAP	SECTOR 1	SECTOR 2	LAP TIME	MPH	DIFF	TIME OF DAY
1 -		29.547	1:53.516	62.76	34.137	09:59:57.051
2 -	51.692	28.322	1:20.014 **(3)**	89.04	0.635	10:01:17.065
3 -	51.533	28.246	1:19.779 **(2)**	89.30	0.400	10:02:36.844
4 -	52.966	28.476	1:21.442	87.48	2.063	10:03:58.286
5 -	***51.157***	28.222	***1:19.379*** **(1)**	***89.75***		***10:05:17.665***
6 -	56.551	28.404	1:24.955	83.86	5.576	10:06:42.620
7 -	54.506	***27.924***	1:22.430	86.43	3.051	10:08:05.050

Weather / Track : Sunny / Dry

Donington Park National: 1.9790 miles
Date: 02/06/2024 Start: 09:58 Finish: 10:07

BMCRC - MRO Championships 2024 - Rnd 4 @ Donington National

Rookie Minitwins & BMCRC Formula 400

RACE 2 - SECTOR ANALYSIS

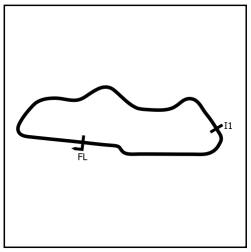

SECTOR 1 = FL to I1, SECTOR 2 = I1 to FL, DIFF = Difference To Personal Best Lap, P = Crossed Finish Line in Pit Lane, D = Time Disallowed

P16 198 RMT Tony PERRY Suzuki SV650 -

IDEAL LAP TIME : 1:20.279 BEST LAP TIME : 1:20.279 DIFFERENCE : 0.000

LAP	SECTOR 1	SECTOR 2	LAP TIME	MPH	DIFF	TIME OF DAY
1 -		29.028	1:46.832	66.69	26.553	09:59:50.367
2 -	52.188	28.624	1:20.812 (3)	88.16	0.533	10:01:11.179
3 -	***51.836***	***28.443***	***1:20.279 (1)***	***88.74***		***10:02:31.458***
4 -	52.050	28.655	1:20.705 (2)	88.28	0.426	10:03:52.163
5 -	52.165	28.807	1:20.972	87.98	0.693	10:05:13.135
6 -	57.991	30.239	1:28.230	80.75	7.951	10:06:41.365
7 -	54.898	28.807	1:23.705	85.11	3.426	10:08:05.070

P17 55 F400_S/F Magnus MANSON-CHUBB Kawasaki ZXR400L -

IDEAL LAP TIME : 1:23.368 BEST LAP TIME : 1:23.616 DIFFERENCE : 0.248

LAP	SECTOR 1	SECTOR 2	LAP TIME	MPH	DIFF	TIME OF DAY
1 -		29.309	1:28.146	80.82	4.530	09:59:31.681
2 -	55.310	29.606	1:24.916	83.90	1.300	10:00:56.597
3 -	***54.086***	29.530	***1:23.616 (1)***	***85.20***		***10:02:20.213***
4 -	54.643	29.510	1:24.153 (2)	84.66	0.537	10:03:44.366
5 -	54.348	30.017	1:24.365 (3)	84.45	0.749	10:05:08.731
6 -	1:02.325	30.377	1:32.702	76.85	9.086	10:06:41.433
7 -	57.221	***29.282***	1:26.503	82.36	2.887	10:08:07.936

P18 177 RMT Michael HOPKINS Suzuki SV650 SK1 - MYSELF

IDEAL LAP TIME : 1:22.020 BEST LAP TIME : 1:22.127 DIFFERENCE : 0.107

LAP	SECTOR 1	SECTOR 2	LAP TIME	MPH	DIFF	TIME OF DAY
1 -		29.377	1:47.416	66.32	25.289	09:59:50.951
2 -	54.017	28.941	1:22.958	85.88	0.831	10:01:13.909
3 -	***53.094***	29.033	***1:22.127 (1)***	***86.75***		***10:02:36.036***
4 -	53.430	29.450	1:22.880 (3)	85.96	0.753	10:03:58.916
5 -	53.488	***28.926***	1:22.414 (2)	86.44	0.287	10:05:21.330
6 -	56.321	29.101	1:25.422	83.40	3.295	10:06:46.752
7 -	55.036	29.240	1:24.276	84.53	2.149	10:08:11.028

P19 30 RMT David LUFF Suzuki SV 650 - ATP & Sarah O'Neill

IDEAL LAP TIME : 1:22.047 BEST LAP TIME : 1:22.312 DIFFERENCE : 0.265

LAP	SECTOR 1	SECTOR 2	LAP TIME	MPH	DIFF	TIME OF DAY
1 -		29.004	1:46.076	67.16	23.764	09:59:49.611
2 -	54.599	29.047	1:23.646	85.17	1.334	10:01:13.257
3 -	***53.071***	29.325	1:22.396 (2)	86.46	0.084	10:02:35.653
4 -	53.261	29.051	***1:22.312 (1)***	***86.55***		***10:03:57.965***
5 -	53.527	29.183	1:22.710 (3)	86.14	0.398	10:05:20.675
6 -	56.502	29.408	1:25.910	82.93	3.598	10:06:46.585
7 -	55.710	***28.976***	1:24.686	84.13	2.374	10:08:11.271

P20 14 RMT George DAVIES Suzuki SV650 - little T's Childcare , JClay Fitness

IDEAL LAP TIME : 1:21.805 BEST LAP TIME : 1:21.935 DIFFERENCE : 0.130

LAP	SECTOR 1	SECTOR 2	LAP TIME	MPH	DIFF	TIME OF DAY
1 -		28.910	1:47.304	66.39	25.369	09:59:50.839
2 -	53.714	29.073	1:22.787	86.05	0.852	10:01:13.626
3 -	***53.117***	28.818	***1:21.935 (1)***	***86.95***		***10:02:35.561***
4 -	53.762	28.931	1:22.693 (2)	86.15	0.758	10:03:58.254
5 -	54.020	***28.688***	1:22.708 (3)	86.14	0.773	10:05:20.962
6 -	57.555	29.181	1:26.736	82.14	4.801	10:06:47.698
7 -	55.785	29.030	1:24.815	84.00	2.880	10:08:12.513

Weather / Track : Sunny / Dry

Donington Park National: 1.9790 miles
Date: 02/06/2024 Start: 09:58 Finish: 10:07

BMCRC - MRO Championships 2024 - Rnd 4 @ Donington National

Rookie Minitwins & BMCRC Formula 400

RACE 2 - SECTOR ANALYSIS

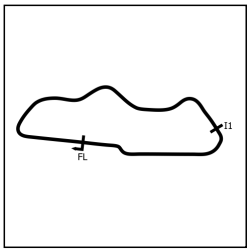

SECTOR 1 = FL to I1, SECTOR 2 = I1 to FL, DIFF = Difference To Personal Best Lap, P = Crossed Finish Line in Pit Lane, D = Time Disallowed

P21 166 RMT Ben KING Suzuki SV650 -

IDEAL LAP TIME : 1:22.686 BEST LAP TIME : 1:22.835 DIFFERENCE : 0.149

LAP	SECTOR 1	SECTOR 2	LAP TIME	MPH	DIFF	TIME OF DAY
1 -		29.476	1:48.438	65.70	25.603	09:59:51.973
2 -	53.911	29.237	1:23.148 (2)	85.68	0.313	10:01:15.121
3 -	54.753	29.461	1:24.214	84.60	1.379	10:02:39.335
4 -	53.830	***29.005***	***1:22.835 (1)***	***86.01***		***10:04:02.170***
5 -	***53.681***	29.673	1:23.354 (3)	85.47	0.519	10:05:25.524
6 -	56.988	29.408	1:26.396	82.46	3.561	10:06:51.920
7 -	55.421	29.383	1:24.804	84.01	1.969	10:08:16.724

P22 62 RMT Max PRIESTLEY Suzuki SV650 - Mum and Dad

IDEAL LAP TIME : 1:23.170 BEST LAP TIME : 1:24.060 DIFFERENCE : 0.890

LAP	SECTOR 1	SECTOR 2	LAP TIME	MPH	DIFF	TIME OF DAY
1 -		29.597	1:50.459	64.50	26.399	09:59:53.994
2 -	***53.945***	30.352	1:24.297 (2)	84.51	0.237	10:01:18.291
3 -	55.317	29.553	1:24.870	83.94	0.810	10:02:43.161
4 -	54.434	29.922	1:24.356 (3)	84.45	0.296	10:04:07.517
5 -	54.335	30.062	1:24.397	84.41	0.337	10:05:31.914
6 -	56.807	29.454	1:26.261	82.59	2.201	10:06:58.175
7 -	54.835	***29.225***	***1:24.060 (1)***	***84.75***		***10:08:22.235***

P23 75 RMT Tom SVENSEN Suzuki SV650 - Team TSR - HCL Carsales - RG racing

IDEAL LAP TIME : 1:23.303 BEST LAP TIME : 1:23.893 DIFFERENCE : 0.590

LAP	SECTOR 1	SECTOR 2	LAP TIME	MPH	DIFF	TIME OF DAY
1 -		29.925	1:50.222	64.63	26.329	09:59:53.757
2 -	55.704	29.678	1:25.382	83.44	1.489	10:01:19.139
3 -	55.093	30.006	1:25.099	83.72	1.206	10:02:44.238
4 -	54.845	29.429	1:24.274 (2)	84.54	0.381	10:04:08.512
5 -	***54.262***	29.631	***1:23.893 (1)***	***84.92***		***10:05:32.405***
6 -	58.061	29.468	1:27.529	81.39	3.636	10:06:59.934
7 -	55.801	***29.041***	1:24.842 (3)	83.97	0.949	10:08:24.776

P24 173 RMT Alex BUCHANAN Suzuki SV650 - novus resourcing

IDEAL LAP TIME : 1:24.289 BEST LAP TIME : 1:25.209 DIFFERENCE : 0.920

LAP	SECTOR 1	SECTOR 2	LAP TIME	MPH	DIFF	TIME OF DAY
1 -		***29.594***	1:49.115	65.29	23.906	09:59:52.650
2 -	***54.695***	30.514	***1:25.209 (1)***	***83.61***		***10:01:17.859***
3 -	55.475	30.342	1:25.817 (3)	83.02	0.608	10:02:43.676
4 -	55.889	29.979	1:25.868	82.97	0.659	10:04:09.544
5 -	55.084	30.261	1:25.345 (2)	83.48	0.136	10:05:34.889
6 -	56.206	29.835	1:26.041	82.80	0.832	10:07:00.930
7 -	56.031	29.794	1:25.825	83.01	0.616	10:08:26.755

P25 444 RMT Brian HARRISON Suzuki SV650 -

IDEAL LAP TIME : 1:24.424 BEST LAP TIME : 1:24.489 DIFFERENCE : 0.065

LAP	SECTOR 1	SECTOR 2	LAP TIME	MPH	DIFF	TIME OF DAY
1 -		30.573	1:53.435	62.80	28.946	09:59:56.970
2 -	56.067	30.473	1:26.540	82.32	2.051	10:01:23.510
3 -	***54.445***	30.044	***1:24.489 (1)***	***84.32***		***10:02:47.999***
4 -	54.807	***29.979***	1:24.786 (2)	84.03	0.297	10:04:12.785
5 -	55.212	30.385	1:25.597 (3)	83.23	1.108	10:05:38.382
6 -	57.371	30.401	1:27.772	81.17	3.283	10:07:06.154
7 -	55.717	30.170	1:25.887	82.95	1.398	10:08:32.041

BMCRC - MRO Championships 2024 - Rnd 4 @ Donington National

Rookie Minitwins & BMCRC Formula 400

RACE 2 - SECTOR ANALYSIS

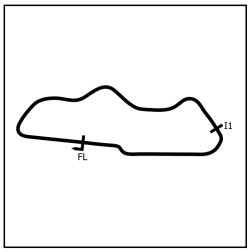

SECTOR 1 = FL to I1, SECTOR 2 = I1 to FL, DIFF = Difference To Personal Best Lap, P = Crossed Finish Line in Pit Lane, D = Time Disallowed

P26 16 RMT Adam FREWIN — Suzuki SV650 - Southern Steam Services Ltd

IDEAL LAP TIME : 1:26.219 BEST LAP TIME : 1:26.708 DIFFERENCE : 0.489

LAP	SECTOR 1	SECTOR 2	LAP TIME		MPH	DIFF	TIME OF DAY
1 -		30.651	1:52.961		63.07	26.253	09:59:56.496
2 -	56.394	30.429	1:26.823	(3)	82.05	0.115	10:01:23.319
3 -	***55.836***	30.884	1:26.720	(2)	82.15	0.012	10:02:50.039
4 -	56.325	***30.383***	***1:26.708***	**(1)**	***82.16***		***10:04:16.747***
5 -	56.752	31.895	1:28.647		80.37	1.939	10:05:45.394
6 -	58.220	31.095	1:29.315		79.76	2.607	10:07:14.709

P27 909 RMT James WOODROFFE — Suzuki SV650 -

IDEAL LAP TIME : 1:26.625 BEST LAP TIME : 1:26.987 DIFFERENCE : 0.362

LAP	SECTOR 1	SECTOR 2	LAP TIME		MPH	DIFF	TIME OF DAY
1 -		31.376	1:55.340		61.77	28.353	09:59:58.875
2 -	***56.106***	30.881	***1:26.987***	**(1)**	***81.90***		***10:01:25.862***
3 -	56.576	***30.519***	1:27.095	(2)	81.80	0.108	10:02:52.957
4 -	56.159	31.066	1:27.225	(3)	81.68	0.238	10:04:20.182
5 -	57.884	31.608	1:29.492		79.61	2.505	10:05:49.674
6 -	1:00.272	31.144	1:31.416		77.93	4.429	10:07:21.090

P28 998 RMT Ben RYBICKI — Suzuki SV - Car events diamondbrite

IDEAL LAP TIME : 1:26.907 BEST LAP TIME : 1:26.988 DIFFERENCE : 0.081

LAP	SECTOR 1	SECTOR 2	LAP TIME		MPH	DIFF	TIME OF DAY
1 -		30.883	1:54.136		62.42	27.148	09:59:57.671
2 -	56.327	***30.661***	***1:26.988***	**(1)**	***81.90***		***10:01:24.659***
3 -	56.514	30.744	1:27.258	(2)	81.65	0.270	10:02:51.917
4 -	***56.246***	32.696	1:28.942	(3)	80.10	1.954	10:04:20.859
5 -	58.128	31.371	1:29.499		79.60	2.511	10:05:50.358
6 -	1:02.342	31.513	1:33.855		75.91	6.867	10:07:24.213

P29 69 F400_M Kobe PERRY — -

IDEAL LAP TIME : 1:23.542 BEST LAP TIME : 1:23.542 DIFFERENCE : 0.000

LAP	SECTOR 1	SECTOR 2	LAP TIME		MPH	DIFF	TIME OF DAY
1 -		30.034	1:29.966		79.19	6.424	09:59:33.501
2 -	54.101	29.840	1:23.941	(3)	84.87	0.399	10:00:57.442
3 -	***54.019***	***29.523***	***1:23.542***	**(1)**	***85.28***		***10:02:20.984***
4 -	54.351	29.581	1:23.932	(2)	84.88	0.390	10:03:44.916
5 -	54.459	1:17.103	2:11.562		54.15	48.020	10:05:56.478
6 -	1:00.826	30.384	1:31.210		78.11	7.668	10:07:27.688

P30 251 RMT Craig FERRIS — Suzuki SV650 - IMP Racing

IDEAL LAP TIME : 1:35.867 BEST LAP TIME : 1:35.867 DIFFERENCE : 0.000

LAP	SECTOR 1	SECTOR 2	LAP TIME		MPH	DIFF	TIME OF DAY
1 -		33.355	2:01.163		58.80	25.296	10:00:04.698
2 -	1:02.911	33.846	1:36.757	(3)	73.63	0.890	10:01:41.455
3 -	1:03.064	33.653	1:36.717	(2)	73.66	0.850	10:03:18.172
4 -	***1:02.771***	***33.096***	***1:35.867***	**(1)**	***74.31***		***10:04:54.039***
5 -	1:06.226	33.493	1:39.719		71.44	3.852	10:06:33.758
6 -	1:06.660	33.440	1:40.100		71.17	4.233	10:08:13.858

P31 25 F400_M Haydon SMITH — Kawasaki ZXR400 - Shelf & Rail Co.

IDEAL LAP TIME : 1:19.469 BEST LAP TIME : 1:19.570 DIFFERENCE : 0.101

LAP	SECTOR 1	SECTOR 2	LAP TIME		MPH	DIFF	TIME OF DAY
1 -		***28.238***	1:23.967		84.85	4.397	09:59:27.502
2 -	***51.231***	28.339	***1:19.570***	**(1)**	***89.53***		***10:00:47.072***
3 -	51.512	28.352	1:19.864	(2)	89.20	0.294	10:02:06.936
4 -	51.984	28.273	1:20.257	(3)	88.77	0.687	10:03:27.193
5 -	51.872	28.680	1:20.552		88.44	0.982	10:04:47.745

BMCRC - MRO Championships 2024 - Rnd 4 @ Donington National

Rookie Minitwins & BMCRC Formula 400

RACE 2 - BEST SECTORS

	SECTOR 1			SECTOR 2			IDEAL / BEST COMPARISON					
POS	NO	NAME	TIME	NO	NAME	TIME	POS	NO	NAME	IDEAL	BEST	DIFF
									PERFECT LAP	1:17.233		
1	2	GILL	49.955	2	GILL	27.278	1	2	GILL	1:17.233	1:17.233	0.000
2	15	SMITH	50.814	122	EGGINTON	27.704	2	15	SMITH	1:18.665	1:18.665	0.000
3	122	EGGINTON	51.141	15	SMITH	27.851	3	122	EGGINTON	1:18.845	1:19.384	0.539
4	45	MACKENZIE	51.157	237	WOOD	27.862	4	45	MACKENZIE	1:19.081	1:19.379	0.298
5	110	HAIGH	51.210	115	DONKERSLEY	27.864	5	237	WOOD	1:19.097	1:19.159	0.062
6	25	SMITH	51.231	189	BARAN	27.909	6	115	DONKERSLEY	1:19.234	1:19.609	0.375
7	237	WOOD	51.235	45	MACKENZIE	27.924	7	110	HAIGH	1:19.413	1:19.492	0.079
8	115	DONKERSLEY	51.370	12	WATT	28.058	8	189	BARAN	1:19.417	1:19.508	0.091
9	12	WATT	51.388	17	BATE	28.141	9	12	WATT	1:19.446	1:19.681	0.235
10	17	BATE	51.500	110	HAIGH	28.203	10	25	SMITH	1:19.469	1:19.570	0.101
11	189	BARAN	51.508	25	SMITH	28.238	11	17	BATE	1:19.641	1:19.883	0.242
12	90	RAPA	51.731	90	RAPA	28.342	12	90	RAPA	1:20.073	1:20.073	0.000
13	198	PERRY	51.836	67	HARVEY	28.424	13	198	PERRY	1:20.279	1:20.279	0.000
14	67	HARVEY	51.989	198	PERRY	28.443	14	67	HARVEY	1:20.413	1:20.425	0.012
15	26	LEE	52.113	26	LEE	28.576	15	26	LEE	1:20.689	1:20.829	0.140
16	81	SIMS	52.155	81	SIMS	28.625	16	81	SIMS	1:20.780	1:21.067	0.287
17	30	LUFF	53.071	14	DAVIES	28.688	17	14	DAVIES	1:21.805	1:21.935	0.130
18	177	HOPKINS	53.094	177	HOPKINS	28.926	18	177	HOPKINS	1:22.020	1:22.127	0.107
19	14	DAVIES	53.117	30	LUFF	28.976	19	30	LUFF	1:22.047	1:22.312	0.265
20	166	KING	53.681	166	KING	29.005	20	166	KING	1:22.686	1:22.835	0.149
21	62	PRIESTLEY	53.945	75	SVENSEN	29.041	21	62	PRIESTLEY	1:23.170	1:24.060	0.890
22	69	PERRY	54.019	62	PRIESTLEY	29.225	22	75	SVENSEN	1:23.303	1:23.893	0.590
23	55	MANSON-CHUBB	54.086	55	MANSON-CHUBB	29.282	23	55	MANSON-CHUBB	1:23.368	1:23.616	0.248
24	75	SVENSEN	54.262	69	PERRY	29.523	24	69	PERRY	1:23.542	1:23.542	0.000
25	444	HARRISON	54.445	173	BUCHANAN	29.594	25	173	BUCHANAN	1:24.289	1:25.209	0.920
26	173	BUCHANAN	54.695	444	HARRISON	29.979	26	444	HARRISON	1:24.424	1:24.489	0.065
27	16	FREWIN	55.836	16	FREWIN	30.383	27	16	FREWIN	1:26.219	1:26.708	0.489
28	909	WOODROFFE	56.106	909	WOODROFFE	30.519	28	909	WOODROFFE	1:26.625	1:26.987	0.362
29	998	RYBICKI	56.246	998	RYBICKI	30.661	29	998	RYBICKI	1:26.907	1:26.988	0.081
30	251	FERRIS	1:02.771	251	FERRIS	33.096	30	251	FERRIS	1:35.867	1:35.867	0.000
31							31	161	LAYTON		1:20.471	

Weather / Track : Sunny / Dry

Donington Park National: 1.9790 miles
Date: 02/06/2024 Start: 09:58 Finish: 10:07

Results can be found at www.tsl-timing.com

Printed - 10:08 Sunday, 02 June 2024

BMCRC - MRO Championships 2024 - Rnd 4 @ Donington National

Rookie Minitwins & BMCRC Formula 400

RACE 2 - STATISTICS

Competitors Started	31
Planned Start	2024-06-02 @ 09:45:00.000
Actual Start	2024-06-02 @ 09:58:03.534
Finish Time	2024-06-02 @ 10:07:13.948
Track Length	1.9790mi.
Total Laps	210
Total Distance Covered	415.6041mi.

Session Fastest Lap History

NO	CL	NAME	LAP TIME	TIME OF DAY	LAP	VEHICLE
2	F400_M	**Andrew GILL**	**1:17.688**	10:00:42.798	2	Kawasaki ZXR400
2	F400_M	**Andrew GILL**	**1:17.233**	10:02:00.031	3	Kawasaki ZXR400

Session Leader History

NO	CL	NAME	FROM LAP	LAPS LED	DISTANCE	VEHICLE
2	F400_M	**Andrew GILL**	1	7	13.81 miles	Kawasaki ZXR400

Flag History

TYPE	TIME OF DAY
GREEN	09:58:03.534
FINISH	10:07:13.948

Flag Statistics

TYPE	COUNT	TOTAL LAPS	TOTAL TIME
Green	1	7	10:42.631
Red	0	0	0.000
Safety Car	0	0	0.000
FCY	0	0	0.000

Weather / Track : Sunny / Dry

Donington Park National: 1.9790 miles
Date: 02/06/2024 Start: 09:58 Finish: 10:07

BMCRC - MRO Championships 2024 - Rnd 4 @ Donington National

Rookie Minitwins & BMCRC Formula 400

RACE 2 - STATISTICS

CLASS : F400_M

8 Starters

Fastest Lap History

NO	NAME	LAP TIME	TIME OF DAY	LAP	VEHICLE
2	**Andrew GILL**	**1:17.688**	10:00:42.798	2	Kawasaki ZXR400
2	**Andrew GILL**	**1:17.233**	10:02:00.031	3	Kawasaki ZXR400

Leader History

NO	NAME	FROM LAP	LAPS LED	DISTANCE	VEHICLE
2	**Andrew GILL**	1	7	13.81 miles	Kawasaki ZXR400

BMCRC - MRO Championships 2024 - Rnd 4 @ Donington National

Rookie Minitwins & BMCRC Formula 400

RACE 2 - STATISTICS

CLASS : F400_R

1 Starters

Fastest Lap History

NO	NAME	LAP TIME	TIME OF DAY	LAP	VEHICLE
81	**Ollie SIMS**	**1:22.332**	10:00:52.948	2	Kawasaki NINJA 400
81	**Ollie SIMS**	**1:21.091**	10:02:14.039	3	Kawasaki NINJA 400
81	**Ollie SIMS**	**1:21.067**	10:03:35.106	4	Kawasaki NINJA 400

Leader History

NO	NAME	FROM LAP	LAPS LED	DISTANCE	VEHICLE
81	**Ollie SIMS**	1	7	13.81 miles	Kawasaki NINJA 400

Weather / Track : Sunny / Dry

Donington Park National: 1.9790 miles
Date: 02/06/2024 Start: 09:58 Finish: 10:07

BMCRC - MRO Championships 2024 - Rnd 4 @ Donington National

Rookie Minitwins & BMCRC Formula 400

RACE 2 - STATISTICS

CLASS : F400_S

5 Starters

Fastest Lap History

NO	NAME	LAP TIME	TIME OF DAY	LAP	VEHICLE
17	**Freddie BATE**	**1:19.883**	10:00:46.939	2	Kawasaki ZXR400
110	**Mark HAIGH**	**1:19.492**	10:00:47.732	2	Aprilia RS250

Leader History

NO	NAME	FROM LAP	LAPS LED	DISTANCE	VEHICLE
17	**Freddie BATE**	1	4	7.87 miles	Kawasaki ZXR400
12	**Kade WATT**	5	3	5.93 miles	Kawasaki NINJA 400

Weather / Track : Sunny / Dry

Donington Park National: 1.9790 miles
Date: 02/06/2024 Start: 09:58 Finish: 10:07

BMCRC - MRO Championships 2024 - Rnd 4 @ Donington National

Rookie Minitwins & BMCRC Formula 400

RACE 2 - STATISTICS

CLASS : F400_S/R

1 Starters

Fastest Lap History

NO	NAME	LAP TIME	TIME OF DAY	LAP	VEHICLE
55	**Magnus MANSON-CHUBB**	**1:24.916**	10:00:56.635	2	Kawasaki ZXR400L
55	**Magnus MANSON-CHUBB**	**1:23.616**	10:02:20.251	3	Kawasaki ZXR400L

Leader History

NO	NAME	FROM LAP	LAPS LED	DISTANCE	VEHICLE
55	**Magnus MANSON-CHUBB**	1	7	13.81 miles	Kawasaki ZXR400L

BMCRC - MRO Championships 2024 - Rnd 4 @ Donington National

Rookie Minitwins & BMCRC Formula 400

RACE 2 - STATISTICS

CLASS : RMT

16 Starters

Fastest Lap History

NO	NAME	LAP TIME	TIME OF DAY	LAP	VEHICLE
189	**Sebastian BARAN**	**1:20.166**	10:01:07.922	2	Suzuki SV650
189	**Sebastian BARAN**	**1:19.832**	10:02:27.754	3	Suzuki SV650
122	**James EGGINTON**	**1:19.518**	10:02:28.332	3	Suzuki SV650
189	**Sebastian BARAN**	**1:19.508**	10:05:07.230	5	Suzuki SV650
122	**James EGGINTON**	**1:19.384**	10:05:07.568	5	Suzuki SV650
237	**Tim WOOD**	**1:19.159**	10:05:08.223	5	Suzuki SV650S

Leader History

NO	NAME	FROM LAP	LAPS LED	DISTANCE	VEHICLE
189	**Sebastian BARAN**	1	7	13.81 miles	Suzuki SV650

BMCRC - MRO Championships 2024 - Rnd 4 @ Donington National

Rookie Minitwins & BMCRC Formula 400

RACE 13 - GRID (8 Laps)

BMCRC FORMULA 400

BMCRC ROOKIE MINITWINS

ROW 14	1		41	77 Joshua CRISP		40	251 Craig FERRIS	1:35.867
ROW 13	39	998 Ben RYBICKI	1:26.988	38	909 James WOODROFFE	1:26.987	37	16 Adam FREWIN 1:26.708
ROW 12	36	173 Alex BUCHANAN	1:25.209	35	444 Brian HARRISON	1:24.489	34	62 Max PRIESTLEY 1:24.060
ROW 11	33	75 Tom SVENSEN	1:23.893	32	166 Ben KING	1:22.835	31	30 David LUFF 1:22.312
ROW 10	30	177 Michael HOPKINS	1:22.127	29	14 George DAVIES	1:21.935	28	198 Tony PERRY 1:20.279
ROW 9	27	189 Sebastian BARAN	1:19.508	26	122 James EGGINTON	1:19.384	25	237 Tim WOOD 1:19.159
ROW 8	24		23			22		
ROW 7	21		20			19	73 Colvin TURNER	
ROW 6	18	631 Angela CRAGG	17	152 Sean GOLDSMITH		16	134 Toby SKAYMAN	
ROW 5	15	55 Magnus MANSON-CHUBB	1:23.616	14	69 Kobe PERRY	1:23.542	13	81 Ollie SIMS 1:21.067
ROW 4	12	26 Damian LEE	1:20.829	11	161 Aleisha LAYTON	1:20.471	10	67 Simon HARVEY 1:20.425
ROW 3	9	90 Steve RAPA	1:20.073	8	17 Freddie BATE	1:19.883	7	12 Kade WATT 1:19.681
ROW 2	6	115 Jake DONKERSLEY	1:19.609	5	25 Haydon SMITH	1:19.570	4	110 Mark HAIGH 1:19.492
ROW 1	3	45 Marley MACKENZIE	1:19.379	2	15 Nick SMITH	1:18.665	1	2 Andrew GILL 1:17.233

Pole

These results are provisional until the conclusion of any judicial and technical matters.

Donington Park National: 1.9790 miles

Clerk Of Course:	Stewards:	Timekeeper: Craig Smith	

Results can be found at www.tsl-timing.com

Printed - 10:11 Sunday, 02 June 2024

TSL SPORTS TIMING TIMING SOLUTIONS LTD

BMCRC - MRO Championships 2024 - Rnd 4 @ Donington National

Rookie Minitwins & BMCRC Formula 400

RACE 13 - CLASSIFICATION

Race Distance: 8 Laps / 15.83 miles

POS	NO	CL	PIC	NAME	ENTRY	LAPS	TIME	GAP	DIFF	MPH	BEST	ON	GRD	↑↓
1	**2**	F400_M	1	Andrew GILL	Kawasaki ZXR400 -	**8**	10:30.885			90.12	**1:17.760**	3	1	0
2	**45**	F400_M	2	Marley MACKENZIE	- Kirkcaldy Kawasaki, ELPM	**8**	10:36.036	**5.151**	5.151	89.39	**1:18.643**	7	3	1
3	**15**	F400_S	1	Nick SMITH	Kawasaki ZXR400 - Hi-Precision Engineering Ltd	**8**	10:40.077	**9.192**	4.041	88.83	**1:18.786**	6	2	-1
4	**12**	F400_S	2	Kade WATT	Kawasaki NINJA 400 - 3D Racing	**8**	10:50.415	**19.530**	10.338	87.42	**1:20.067**	6	7	3
5	**161**	F400_M	3	Aleisha LAYTON	Kawasaki NINJA 400 -	**8**	10:50.777	**19.892**	0.362	87.37	**1:20.144**	5	11	6
6	**115**	F400_M	4	Jake DONKERSLEY	Kawasaki ZX4RR -	**8**	10:50.970	**20.085**	0.193	87.34	**1:19.744**	6	6	0
7	**110**	F400_S	3	Mark HAIGH	Aprilia RS250 - Chesterfield CarClinic/The Tuning Works	**8**	10:54.465	**23.580**	3.495	86.88	**1:20.230**	7	4	-3
8	**81**	F400_R	1	Ollie SIMS	Kawasaki NINJA 400 - Motorbodies Weston ltd	**8**	11:01.787	**30.902**	7.322	85.91	**1:20.741**	7	13	5
9	**67**	F400_M	5	Simon HARVEY	Kawasaki ZX4RR - Retirement Fund Racing	**8**	11:02.319	**31.434**	0.532	85.85	**1:20.827**	3	10	1
10	**26**	F400_S	4	Damian LEE	Kawasaki TZR250 - Leed Autos	**8**	11:03.765	**32.880**	1.446	85.66	**1:21.328**	8	12	2
11	**17**	F400_S	5	Freddie BATE	Kawasaki ZXR400 - hartjay	**8**	11:03.880	**32.995**	0.115	85.64	**1:21.389**	7	8	-3
12	**90***	F400_S	6	Steve RAPA	Honda RVF400 (BRUCE) - My Own Fair Hands	**8**	11:04.616	**33.731**	0.736	85.55	**1:20.220**	7	9	-3
13	**189**	RMT	1	Sebastian BARAN	Suzuki SV650 -	**8**	11:07.722	**36.837**	3.106	85.15	**1:19.556**	3	22	9
14	**122**	RMT	2	James EGGINTON	Suzuki SV650 - Advance Computer Services - www.ACS.co	**8**	11:09.044	**38.159**	1.322	84.98	**1:20.288**	5	21	7
15	**237**	RMT	3	Tim WOOD	Suzuki SV650S - Hel Performance	**8**	11:14.457	**43.572**	5.413	84.30	**1:20.329**	4	20	5
16	**198**	RMT	4	Tony PERRY	Suzuki SV650 -	**8**	11:17.344	**46.459**	2.887	83.94	**1:20.977**	4	23	7
17	**55**	F400_S/R	1	Magnus MANSON-CHUBB	Kawasaki ZXR400L -	**8**	11:18.574	**47.689**	1.230	83.79	**1:22.838**	4	15	-2
18	**14**	RMT	5	George DAVIES	Suzuki SV650 - little T's Childcare , JClay Fitness	**8**	11:18.921	**48.036**	0.347	83.75	**1:20.643**	8	24	6
19	**69**	F400_M	6	Kobe PERRY	-	**8**	11:28.917	**58.032**	9.996	82.53	**1:24.500**	2	14	-5
20	**177**	RMT	6	Michael HOPKINS	Suzuki SV650 SK1 - MYSELF	**8**	11:29.701	**58.816**	0.784	82.44	**1:22.129**	8	25	5
21	**77**	RMT	7	Joshua CRISP	Suzuki SV 650 -	**8**	11:35.371	**1:04.486**	5.670	81.77	**1:22.404**	7	36	15
22	**75**	RMT	8	Tom SVENSEN	Suzuki SV650 - Team TSR - HCL Carsales - RG racing	**8**	11:35.738	**1:04.853**	0.367	81.72	**1:22.788**	6	28	6
23	**30**	RMT	9	David LUFF	Suzuki SV 650 - ATP & Sarah O'Neill	**8**	11:41.289	**1:10.404**	5.551	81.08	**1:24.206**	3	26	3
24	**166**	RMT	10	Ben KING	Suzuki SV650 -	**8**	11:44.496	**1:13.611**	3.207	80.71	**1:24.489**	6	27	3
25	**16**	RMT	11	Adam FREWIN	Suzuki SV650 - Southern Steam Services Ltd	**7**	10:32.954	**1 Lap**	1 Lap	78.57	**1:25.480**	6	32	7
26	**173**	RMT	12	Alex BUCHANAN	Suzuki SV650 - novus resourcing	**7**	10:33.055	**1 Lap**	0.101	78.56	**1:25.458**	2	31	5
27	**444**	RMT	13	Brian HARRISON	Suzuki SV650 -	**7**	10:33.328	**1 Lap**	0.273	78.53	**1:25.363**	7	30	3
28	**998**	RMT	14	Ben RYBICKI	Suzuki SV - Car events diamondbrite	**7**	10:40.980	**1 Lap**	7.652	77.59	**1:27.486**	3	34	6
29	**909**	RMT	15	James WOODROFFE	Suzuki SV650 -	**7**	10:47.543	**1 Lap**	6.563	76.80	**1:28.213**	3	33	4
30	**251**	RMT	16	Craig FERRIS	Suzuki SV650 - IMP Racing	**7**	11:38.768	**1 Lap**	51.225	71.17	**1:35.433**	2	35	5

NOT CLASSIFIED

DNF	**62**	RMT		Max PRIESTLEY	Suzuki SV650 - Mum and Dad	**3**	4:37.220	**5 Laps**	4 Laps	76.60	**1:23.500**	3	29	

FASTEST LAP

2	F400_M	Andrew GILL	Kawasaki ZXR400 -	**3**	1:17.760	91.62 mph	147.45 kph
15	F400_S	Nick SMITH	Kawasaki ZXR400 - Hi-Precision Engineering Ltd	**6**	1:18.786	90.43 mph	145.53 kph
189	RMT	Sebastian BARAN	Suzuki SV650 -	**3**	1:19.556	89.55 mph	144.12 kph
81	F400_R	Ollie SIMS	Kawasaki NINJA 400 - Motorbodies Weston ltd	**7**	1:20.741	88.24 mph	142.00 kph
55	F400_S/R	Magnus MANSON-CHUBB	Kawasaki ZXR400L -	**4**	1:22.838	86.00 mph	138.41 kph

Comments:
*** No. 90 - 10 second penalty - jump start**
Class F400_M - 92.5% of Race Speed = 83.36 mph
Class F400_S - 92.5% of Race Speed = 82.16 mph
Class F400_R - 92.5% of Race Speed = 79.46 mph
Class RMT - 92.5% of Race Speed = 78.76 mph
Class F400_S/R - 92.5% of Race Speed = 77.50 mph

Weather / Track : Sunny / Dry
These results are provisional until the conclusion of any judicial and technical matters.

Date: 02/06/2024 Start: 14:26 Finish: 14:36
Donington Park National: 1.9790 miles

Clerk Of Course:	Stewards:	Timekeeper: Craig Smith	

Results can be found at www.tsl-timing.com

Printed - 15:15 Sunday, 02 June 2024

BMCRC - MRO Championships 2024 - Rnd 4 @ Donington National

Rookie Minitwins & BMCRC Formula 400

RACE 13 - LAP CHART

LAP 1 @ 14:27:32.692

NO	BEHIND	LAP TIME
2		1:21.437
15	1.686	1:23.123
45	1.773	1:23.210
12	3.710	1:25.147
17	3.802	1:25.239
67	5.904	1:27.341
161	6.127	1:27.564
90	6.229	1:27.666
26	6.570	1:28.007
115	6.629	1:28.066
110	6.646	1:28.083
81	6.904	1:28.341
69	7.580	1:29.017
55	8.431	1:29.868
189	21.860	1:43.297
122	22.288	1:43.725
237	22.610	1:44.047
198	23.671	1:45.108
30	25.576	1:47.013
14	26.068	1:47.505
177	26.151	1:47.588
75	27.555	1:48.992
166	27.830	1:49.267
62	28.356	1:49.793
77	28.626	1:50.063
173	29.086	1:50.523
16	31.565	1:53.002
444	31.950	1:53.387
998	32.564	1:54.001
909	33.114	1:54.551
251	38.243	1:59.680

LAP 2 @ 14:28:51.116

NO	BEHIND	LAP TIME
2		1:18.424
15	2.287	1:19.025
45	2.433	1:19.084
12	6.951	1:21.665
17	7.100	1:21.722
161	8.295	1:20.592
67	8.483	1:21.003
115	9.089	1:20.884
90	9.278	1:21.473
110	9.620	1:21.398
26	9.849	1:21.703
81	10.351	1:21.871
69	13.656	1:24.500
55	14.269	1:24.262
189	23.540	1:20.104
237	25.115	1:20.929
122	25.198	1:21.334
198	26.594	1:21.347
14	29.543	1:21.899
30	31.539	1:24.387
177	31.754	1:24.027
75	32.843	1:23.712
62	33.859	1:23.927
166	34.981	1:25.575
77	35.126	1:24.924
173	36.120	1:25.458
444	40.468	1:26.942
16	40.716	1:27.575
998	42.289	1:28.149
909	43.253	1:28.563
251	55.252	1:35.433

LAP 3 @ 14:30:08.876

NO	BEHIND	LAP TIME
2		1:17.760
15	3.660	1:19.133
45	3.780	1:19.107
12	10.501	1:21.310
17	10.775	1:21.435
161	10.903	1:20.368
67	11.550	1:20.827
115	11.748	1:20.419
110	12.501	1:20.641
90	12.769	1:21.251
26	14.441	1:22.352
81	14.834	1:22.243
69	20.971	1:25.075
55	21.085	1:24.576
189	25.336	1:19.556
237	28.748	1:21.393
122	29.161	1:21.723
198	30.089	1:21.255
14	33.571	1:21.788
30	37.985	1:24.206
177	38.035	1:24.041
75	39.088	1:24.005
62	39.599	1:23.500
77	41.875	1:24.509
166	42.619	1:25.398
173	44.595	1:26.235
444	49.853	1:27.145
16	50.153	1:27.197
998	52.015	1:27.486
909	53.706	1:28.213
251	1:13.431	1:35.939

LAP 4 @ 14:31:26.832

NO	BEHIND	LAP TIME
2		1:17.956
45	4.490	1:18.666
15	5.014	1:19.310
161	13.601	1:20.654
12	14.023	1:21.478
115	14.285	1:20.493
110	15.415	1:20.870
90	15.794	1:20.981
67	18.135	1:24.541
17	18.464	1:25.645
26	18.872	1:22.387
81	19.274	1:22.396
55	25.967	1:22.838
69	27.639	1:24.624
189	28.263	1:20.883
237	31.121	1:20.329
122	31.659	1:20.454
198	33.110	1:20.977
14	37.047	1:21.432
177	43.587	1:23.508
30	44.871	1:24.842
75	45.014	1:23.882
77	47.673	1:23.754
166	50.186	1:25.523
173	53.717	1:27.078
444	59.195	1:27.298
16	59.467	1:27.270
998	1:01.812	1:27.753
909	1:05.344	1:29.594

LAP 5 @ 14:32:45.900

NO	BEHIND	LAP TIME
2		1:19.068
45	4.425	1:19.003
15	6.430	1:20.484
251	1 Lap	1:37.964
161	14.677	1:20.144
12	15.186	1:20.231
115	15.593	1:20.376
90	17.677	1:20.951
110	17.886	1:21.539
17	21.541	1:22.145
67	21.833	1:22.766
26	22.838	1:23.034
81	23.067	1:22.861
55	31.199	1:24.300
189	31.600	1:22.405
122	32.879	1:20.288
69	34.030	1:25.459
237	34.755	1:22.702
198	35.564	1:21.522
14	39.404	1:21.425
177	47.870	1:23.351
30	51.202	1:25.399
75	51.317	1:25.371
77	51.688	1:23.083
166	55.870	1:24.752
173	1:02.424	1:27.775
16	1:07.112	1:26.713
444	1:07.232	1:27.105
998	1:10.754	1:28.010
909	1:15.645	1:29.369

LAP 6 @ 14:34:03.971

NO	BEHIND	LAP TIME
2		1:18.071
45	5.389	1:19.035
15	7.145	1:18.786
161	16.832	1:20.226
12	17.182	1:20.067
115	17.266	1:19.744
90	20.659	1:21.053
110	20.925	1:21.110
67	25.192	1:21.430
17	25.481	1:22.011
81	27.342	1:22.346
26	27.756	1:22.989
251	1 Lap	1:37.115
122	35.415	1:20.607
189	35.549	1:22.020
55	36.717	1:23.589
237	38.067	1:21.383
198	40.754	1:23.261
69	41.734	1:25.775
14	42.484	1:21.151
177	52.235	1:22.436
75	56.034	1:22.788
77	57.365	1:23.748
30	58.670	1:25.539
166	1:02.288	1:24.489
173	1:12.216	1:27.863
16	1:14.521	1:25.480
444	1:15.249	1:26.088

LAP 7 @ 14:35:22.502

NO	BEHIND	LAP TIME
2		1:18.531
998	1 Lap	1:27.564
45	5.501	1:18.643
15	7.642	1:19.028
909	1 Lap	1:28.685
12	18.730	1:20.079
161	18.966	1:20.665
115	19.132	1:20.397
90	22.348	1:20.220
110	22.624	1:20.230
67	28.063	1:21.402
17	28.339	1:21.389
81	29.552	1:20.741
26	31.190	1:21.965
189	36.712	1:19.694
122	37.341	1:20.457
237	41.968	1:22.432
55	42.688	1:24.502
198	43.992	1:21.769
14	47.031	1:23.078
251	1 Lap	1:36.002
69	50.976	1:27.773
177	56.325	1:22.621
75	1:00.886	1:23.383
77	1:01.238	1:22.404
30	1:04.684	1:24.545
166	1:08.578	1:24.821

LAP 8 @ 14:36:42.140

NO	BEHIND	LAP TIME
2		1:19.638
16	1 Lap	1:25.717
173	1 Lap	1:28.123
444	1 Lap	1:25.363
45	5.151	1:19.288
15	9.192	1:21.188
998	1 Lap	1:28.017
909	1 Lap	1:28.568
12	19.530	1:20.438
161	19.892	1:20.564
115	20.085	1:20.591
110	23.580	1:20.594
90	23.731	1:21.021
81	30.902	1:20.988
67	31.434	1:23.009
26	32.880	1:21.328
17	32.995	1:24.294
189	36.837	1:19.763
122	38.159	1:20.456
237	43.572	1:21.242
198	46.459	1:22.105
55	47.689	1:24.639
14	48.036	1:20.643
69	58.032	1:26.694
177	58.816	1:22.129
77	1:04.486	1:22.886
75	1:04.853	1:23.605
251	1 Lap	1:36.635
30	1:10.404	1:25.358
166	1:13.611	1:24.671

Weather / Track : Sunny / Dry

Donington Park National: 1.9790 miles
Date: 02/06/2024 Start: 14:26 Finish: 14:36

Results can be found at www.tsl-timing.com

Printed - 14:40 Sunday, 02 June 2024

BMCRC - MRO Championships 2024 - Rnd 4 @ Donington National

Rookie Minitwins & BMCRC Formula 400

RACE 13 - POSITION CHART

No	Name	Lap Pos	1	2	3	4	5	6	7	8
2	GILL	1	2	2	2	2	2	2	2	2
15	SMITH	2	15	15	15	45	45	45	45	45
45	MACKENZIE	3	45	45	45	15	15	15	15	15
110	HAIGH	4	12	12	12	161	161	161	12	12
115	DONKERSLEY	5	17	17	17	12	12	12	161	161
12	WATT	6	67	161	161	115	115	115	115	115
17	BATE	7	161	67	67	110	90	90	90	110
90	RAPA	8	90	115	115	90	110	110	110	90
67	HARVEY	9	26	90	110	67	17	67	67	81
161	LAYTON	10	115	110	90	17	67	17	17	67
26	LEE	11	110	26	26	26	26	81	81	26
81	SIMS	12	81	81	81	81	81	26	26	17
69	PERRY	13	69	69	69	55	55	122	189	189
55	MANSON-CHUBB	14	55	55	55	69	189	189	122	122
237	WOOD	15	189	189	189	189	122	55	237	237
122	EGGINTON	16	122	237	237	237	69	237	55	198
189	BARAN	17	237	122	122	122	237	198	198	55
198	PERRY	18	198	198	198	198	198	69	14	14
14	DAVIES	19	30	14	14	14	14	14	69	69
177	HOPKINS	20	14	30	30	177	177	177	177	177
30	LUFF	21	177	177	177	30	30	75	75	77
166	KING	22	75	75	75	75	75	77	77	75
75	SVENSEN	23	166	62	62	77	77	30	30	30
62	PRIESTLEY	24	62	166	77	166	166	166	166	166
444	HARRISON	25	77	77	166	173	173	173	16	
173	BUCHANAN	26	173	173	173	444	16	16	173	
16	FREWIN	27	16	444	444	16	444	444	444	
909	WOODROFFE	28	444	16	16	998	998	998	998	
998	RYBICKI	29	998	998	998	909	909	909	909	
251	FERRIS	30	909	909	909	251	251	251	251	
77	CRISP	31	251	251	251					

Weather / Track : Sunny / Dry

Donington Park National: 1.9790 miles
Date: 02/06/2024 Start: 14:26 Finish: 14:36

Results can be found at www.tsl-timing.com

Printed - 14:40 Sunday, 02 June 2024

BMCRC - MRO Championships 2024 - Rnd 4 @ Donington National

Rookie Minitwins & BMCRC Formula 400

RACE 13 - SECTOR ANALYSIS

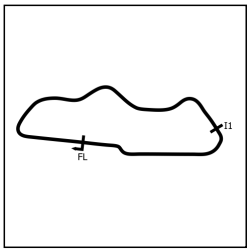

SECTOR 1 = FL to I1, SECTOR 2 = I1 to FL, DIFF = Difference To Personal Best Lap, P = Crossed Finish Line in Pit Lane, D = Time Disallowed

P1 2 F400_M Andrew GILL Kawasaki ZXR400 -

IDEAL LAP TIME : 1:17.581 BEST LAP TIME : 1:17.760 DIFFERENCE : 0.179

LAP	SECTOR 1	SECTOR 2	LAP TIME	MPH	DIFF	TIME OF DAY
1 -		27.976	1:21.437	87.48	3.677	14:27:32.692
2 -	50.898	***27.526***	1:18.424	90.84	0.664	14:28:51.116
3 -	***50.055***	27.705	***1:17.760*** **(1)**	***91.62***		***14:30:08.876***
4 -	50.146	27.810	1:17.956 **(2)**	91.39	0.196	14:31:26.832
5 -	51.306	27.762	1:19.068	90.10	1.308	14:32:45.900
6 -	50.471	27.600	1:18.071 **(3)**	91.25	0.311	14:34:03.971
7 -	50.979	27.552	1:18.531	90.72	0.771	14:35:22.502
8 -	51.430	28.208	1:19.638	89.46	1.878	14:36:42.140

P2 45 F400_M Marley MACKENZIE - Kirkcaldy Kawasaki, ELPM

IDEAL LAP TIME : 1:18.465 BEST LAP TIME : 1:18.643 DIFFERENCE : 0.178

LAP	SECTOR 1	SECTOR 2	LAP TIME	MPH	DIFF	TIME OF DAY
1 -		28.589	1:23.210	85.62	4.567	14:27:34.465
2 -	51.034	28.050	1:19.084	90.08	0.441	14:28:53.549
3 -	51.114	27.993	1:19.107	90.06	0.464	14:30:12.656
4 -	***50.576***	28.090	1:18.666 **(2)**	90.56	0.023	14:31:31.322
5 -	50.943	28.060	1:19.003 **(3)**	90.18	0.360	14:32:50.325
6 -	50.935	28.100	1:19.035	90.14	0.392	14:34:09.360
7 -	50.754	***27.889***	***1:18.643*** **(1)**	***90.59***		***14:35:28.003***
8 -	51.189	28.099	1:19.288	89.85	0.645	14:36:47.291

P3 15 F400_S Nick SMITH Kawasaki ZXR400 - Hi-Precision Engineering Ltd

IDEAL LAP TIME : 1:18.636 BEST LAP TIME : 1:18.786 DIFFERENCE : 0.150

LAP	SECTOR 1	SECTOR 2	LAP TIME	MPH	DIFF	TIME OF DAY
1 -		28.939	1:23.123	85.71	4.337	14:27:34.378
2 -	50.793	28.232	1:19.025 **(2)**	90.15	0.239	14:28:53.403
3 -	50.855	28.278	1:19.133	90.03	0.347	14:30:12.536
4 -	51.272	28.038	1:19.310	89.83	0.524	14:31:31.846
5 -	51.989	28.495	1:20.484	88.52	1.698	14:32:52.330
6 -	50.796	***27.990***	***1:18.786*** **(1)**	***90.43***		***14:34:11.116***
7 -	***50.646***	28.382	1:19.028 **(3)**	90.15	0.242	14:35:30.144
8 -	52.374	28.814	1:21.188	87.75	2.402	14:36:51.332

P4 12 F400_S Kade WATT Kawasaki NINJA 400 - 3D Racing

IDEAL LAP TIME : 1:20.030 BEST LAP TIME : 1:20.067 DIFFERENCE : 0.037

LAP	SECTOR 1	SECTOR 2	LAP TIME	MPH	DIFF	TIME OF DAY
1 -		28.974	1:25.147	83.67	5.080	14:27:36.402
2 -	52.684	28.981	1:21.665	87.24	1.598	14:28:58.067
3 -	52.463	28.847	1:21.310	87.62	1.243	14:30:19.377
4 -	52.251	29.227	1:21.478	87.44	1.411	14:31:40.855
5 -	51.851	28.380	1:20.231 **(3)**	88.80	0.164	14:33:01.086
6 -	***51.666***	28.401	***1:20.067*** **(1)**	***88.98***		***14:34:21.153***
7 -	51.715	***28.364***	1:20.079 **(2)**	88.97	0.012	14:35:41.232
8 -	51.880	28.558	1:20.438	88.57	0.371	14:37:01.670

P5 161 F400_M Aleisha LAYTON Kawasaki NINJA 400 -

IDEAL LAP TIME : 1:19.986 BEST LAP TIME : 1:20.144 DIFFERENCE : 0.158

LAP	SECTOR 1	SECTOR 2	LAP TIME	MPH	DIFF	TIME OF DAY
1 -		30.103	1:27.564	81.36	7.420	14:27:38.819
2 -	52.089	28.503	1:20.592	88.40	0.448	14:28:59.411
3 -	51.860	28.508	1:20.368 **(3)**	88.65	0.224	14:30:19.779
4 -	52.210	28.444	1:20.654	88.33	0.510	14:31:40.433
5 -	51.910	28.234	***1:20.144*** **(1)**	***88.89***		***14:33:00.577***
6 -	***51.818***	28.408	1:20.226 **(2)**	88.80	0.082	14:34:20.803
7 -	52.497	***28.168***	1:20.665	88.32	0.521	14:35:41.468
8 -	52.119	28.445	1:20.564	88.43	0.420	14:37:02.032

Weather / Track : Sunny / Dry

Donington Park National: 1.9790 miles
Date: 02/06/2024 Start: 14:26 Finish: 14:36

BMCRC - MRO Championships 2024 - Rnd 4 @ Donington National

Rookie Minitwins & BMCRC Formula 400

RACE 13 - SECTOR ANALYSIS

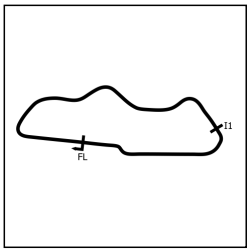

SECTOR 1 = FL to I1, SECTOR 2 = I1 to FL, DIFF = Difference To Personal Best Lap, P = Crossed Finish Line in Pit Lane, D = Time Disallowed

P6 115 F400_M Jake DONKERSLEY Kawasaki ZX4RR -

IDEAL LAP TIME : 1:19.744 BEST LAP TIME : 1:19.744 DIFFERENCE : 0.000

LAP	SECTOR 1	SECTOR 2	LAP TIME	MPH	DIFF	TIME OF DAY
1 -		30.291	1:28.066	80.90	8.322	14:27:39.321
2 -	51.902	28.982	1:20.884	88.08	1.140	14:29:00.205
3 -	51.762	28.657	1:20.419	88.59	0.675	14:30:20.624
4 -	51.763	28.730	1:20.493	88.51	0.749	14:31:41.117
5 -	51.851	28.525	1:20.376 (2)	88.64	0.632	14:33:01.493
6 -	***51.301***	***28.443***	***1:19.744 (1)***	***89.34***		***14:34:21.237***
7 -	51.855	28.542	1:20.397 (3)	88.61	0.653	14:35:41.634
8 -	51.965	28.626	1:20.591	88.40	0.847	14:37:02.225

P7 110 F400_S Mark HAIGH Aprilia RS250 - Chesterfield CarClinic/The Tuning Works

IDEAL LAP TIME : 1:20.024 BEST LAP TIME : 1:20.230 DIFFERENCE : 0.206

LAP	SECTOR 1	SECTOR 2	LAP TIME	MPH	DIFF	TIME OF DAY
1 -		30.667	1:28.083	80.88	7.853	14:27:39.338
2 -	52.937	28.461	1:21.398	87.52	1.168	14:29:00.736
3 -	52.264	28.377	1:20.641 (3)	88.35	0.411	14:30:21.377
4 -	***51.746***	29.124	1:20.870	88.09	0.640	14:31:42.247
5 -	52.392	29.147	1:21.539	87.37	1.309	14:33:03.786
6 -	52.479	28.631	1:21.110	87.83	0.880	14:34:24.896
7 -	51.952	***28.278***	***1:20.230 (1)***	***88.80***		***14:35:45.126***
8 -	52.174	28.420	1:20.594 (2)	88.40	0.364	14:37:05.720

P8 90 F400_S Steve RAPA Honda RVF400 (BRUCE) - My Own Fair Hands

IDEAL LAP TIME : 1:19.949 BEST LAP TIME : 1:20.220 DIFFERENCE : 0.271

LAP	SECTOR 1	SECTOR 2	LAP TIME	MPH	DIFF	TIME OF DAY
1 -		30.565	1:27.666	81.26	7.446	14:27:38.921
2 -	52.714	28.759	1:21.473	87.44	1.253	14:29:00.394
3 -	52.603	28.648	1:21.251	87.68	1.031	14:30:21.645
4 -	***51.500***	29.481	1:20.981 (3)	87.97	0.761	14:31:42.626
5 -	52.205	28.746	1:20.951 (2)	88.01	0.731	14:33:03.577
6 -	52.453	28.600	1:21.053	87.90	0.833	14:34:24.630
7 -	51.771	***28.449***	***1:20.220 (1)***	***88.81***		***14:35:44.850***
8 -	52.251	28.770	1:21.021	87.93	0.801	14:37:05.871

P9 81 F400_R Ollie SIMS Kawasaki NINJA 400 - Motorbodies Weston ltd

IDEAL LAP TIME : 1:20.692 BEST LAP TIME : 1:20.741 DIFFERENCE : 0.049

LAP	SECTOR 1	SECTOR 2	LAP TIME	MPH	DIFF	TIME OF DAY
1 -		30.455	1:28.341	80.64	7.600	14:27:39.596
2 -	53.001	28.870	1:21.871 (3)	87.02	1.130	14:29:01.467
3 -	52.686	29.557	1:22.243	86.62	1.502	14:30:23.710
4 -	52.839	29.557	1:22.396	86.46	1.655	14:31:46.106
5 -	53.797	29.064	1:22.861	85.98	2.120	14:33:08.967
6 -	53.298	29.048	1:22.346	86.52	1.605	14:34:31.313
7 -	52.133	***28.608***	***1:20.741 (1)***	***88.24***		***14:35:52.054***
8 -	***52.084***	28.904	1:20.988 (2)	87.97	0.247	14:37:13.042

P10 67 F400_M Simon HARVEY Kawasaki ZX4RR - Retirement Fund Racing

IDEAL LAP TIME : 1:20.159 BEST LAP TIME : 1:20.827 DIFFERENCE : 0.668

LAP	SECTOR 1	SECTOR 2	LAP TIME	MPH	DIFF	TIME OF DAY
1 -		29.411	1:27.341	81.57	6.514	14:27:38.596
2 -	***51.838***	29.165	1:21.003 (2)	87.95	0.176	14:28:59.599
3 -	52.202	28.625	***1:20.827 (1)***	***88.14***		***14:30:20.426***
4 -	52.496	32.045	1:24.541	84.27	3.714	14:31:44.967
5 -	54.269	28.497	1:22.766	86.08	1.939	14:33:07.733
6 -	53.109	***28.321***	1:21.430	87.49	0.603	14:34:29.163
7 -	52.756	28.646	1:21.402 (3)	87.52	0.575	14:35:50.565
8 -	52.918	30.091	1:23.009	85.82	2.182	14:37:13.574

Weather / Track : Sunny / Dry

Donington Park National: 1.9790 miles
Date: 02/06/2024 Start: 14:26 Finish: 14:36

BMCRC - MRO Championships 2024 - Rnd 4 @ Donington National

Rookie Minitwins & BMCRC Formula 400

RACE 13 - SECTOR ANALYSIS

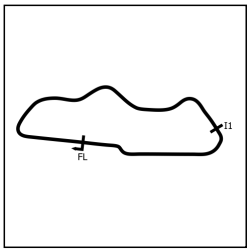

SECTOR 1 = FL to I1, SECTOR 2 = I1 to FL, DIFF = Difference To Personal Best Lap, P = Crossed Finish Line in Pit Lane, D = Time Disallowed

P11 26 F400_S Damian LEE

Kawasaki TZR250 - Leed Autos

IDEAL LAP TIME : 1:21.271 BEST LAP TIME : 1:21.328 DIFFERENCE : 0.057

LAP	SECTOR 1	SECTOR 2	LAP TIME	MPH	DIFF	TIME OF DAY
1 -		29.865	1:28.007	80.95	6.679	14:27:39.262
2 -	52.754	28.949	1:21.703 (2)	87.20	0.375	14:29:00.965
3 -	***52.353***	29.999	1:22.352	86.51	1.024	14:30:23.317
4 -	52.799	29.588	1:22.387	86.47	1.059	14:31:45.704
5 -	54.051	28.983	1:23.034	85.80	1.706	14:33:08.738
6 -	53.380	29.609	1:22.989	85.85	1.661	14:34:31.727
7 -	52.916	29.049	1:21.965 (3)	86.92	0.637	14:35:53.692
8 -	52.410	***28.918***	***1:21.328 (1)***	***87.60***		***14:37:15.020***

P12 17 F400_S Freddie BATE

Kawasaki ZXR400 - hartjay

IDEAL LAP TIME : 1:20.620 BEST LAP TIME : 1:21.389 DIFFERENCE : 0.769

LAP	SECTOR 1	SECTOR 2	LAP TIME	MPH	DIFF	TIME OF DAY
1 -		28.563	1:25.239	83.58	3.850	14:27:36.494
2 -	52.819	28.903	1:21.722 (3)	87.18	0.333	14:28:58.216
3 -	52.987	***28.448***	1:21.435 (2)	87.48	0.046	14:30:19.651
4 -	***52.172***	33.473	1:25.645	83.18	4.256	14:31:45.296
5 -	53.354	28.791	1:22.145	86.73	0.756	14:33:07.441
6 -	52.946	29.065	1:22.011	86.87	0.622	14:34:29.452
7 -	52.660	28.729	***1:21.389 (1)***	***87.53***		***14:35:50.841***
8 -	52.887	31.407	1:24.294	84.52	2.905	14:37:15.135

P13 189 RMT Sebastian BARAN

Suzuki SV650 -

IDEAL LAP TIME : 1:19.458 BEST LAP TIME : 1:19.556 DIFFERENCE : 0.098

LAP	SECTOR 1	SECTOR 2	LAP TIME	MPH	DIFF	TIME OF DAY
1 -		28.660	1:43.297	68.97	23.741	14:27:54.552
2 -	51.840	28.264	1:20.104	88.94	0.548	14:29:14.656
3 -	***51.378***	28.178	***1:19.556 (1)***	***89.55***		***14:30:34.212***
4 -	52.236	28.647	1:20.883	88.08	1.327	14:31:55.095
5 -	53.918	28.487	1:22.405	86.45	2.849	14:33:17.500
6 -	53.940	***28.080***	1:22.020	86.86	2.464	14:34:39.520
7 -	51.611	28.083	1:19.694 (2)	89.39	0.138	14:35:59.214
8 -	51.607	28.156	1:19.763 (3)	89.32	0.207	14:37:18.977

P14 122 RMT James EGGINTON

Suzuki SV650 - Advance Computer Services - www.ACS.co.uk

IDEAL LAP TIME : 1:19.428 BEST LAP TIME : 1:20.288 DIFFERENCE : 0.860

LAP	SECTOR 1	SECTOR 2	LAP TIME	MPH	DIFF	TIME OF DAY
1 -		28.702	1:43.725	68.68	23.437	14:27:54.980
2 -	52.456	28.878	1:21.334	87.59	1.046	14:29:16.314
3 -	53.101	28.622	1:21.723	87.18	1.435	14:30:38.037
4 -	51.906	28.548	1:20.454 (2)	88.55	0.166	14:31:58.491
5 -	52.158	28.130	***1:20.288 (1)***	***88.73***		***14:33:18.779***
6 -	52.328	28.279	1:20.607	88.38	0.319	14:34:39.386
7 -	52.420	***28.037***	1:20.457	88.55	0.169	14:35:59.843
8 -	***51.391***	29.065	1:20.456 (3)	88.55	0.168	14:37:20.299

P15 237 RMT Tim WOOD

Suzuki SV650S - Hel Performance

IDEAL LAP TIME : 1:20.000 BEST LAP TIME : 1:20.329 DIFFERENCE : 0.329

LAP	SECTOR 1	SECTOR 2	LAP TIME	MPH	DIFF	TIME OF DAY
1 -		28.415	1:44.047	68.47	23.718	14:27:55.302
2 -	52.314	28.615	1:20.929 (2)	88.03	0.600	14:29:16.231
3 -	52.636	28.757	1:21.393	87.53	1.064	14:30:37.624
4 -	***51.787***	28.542	***1:20.329 (1)***	***88.69***		***14:31:57.953***
5 -	54.489	***28.213***	1:22.702	86.14	2.373	14:33:20.655
6 -	52.881	28.502	1:21.383	87.54	1.054	14:34:42.038
7 -	53.833	28.599	1:22.432	86.43	2.103	14:36:04.470
8 -	52.402	28.840	1:21.242 (3)	87.69	0.913	14:37:25.712

Weather / Track : Sunny / Dry

Donington Park National: 1.9790 miles
Date: 02/06/2024 Start: 14:26 Finish: 14:36

BMCRC - MRO Championships 2024 - Rnd 4 @ Donington National

Rookie Minitwins & BMCRC Formula 400

RACE 13 - SECTOR ANALYSIS

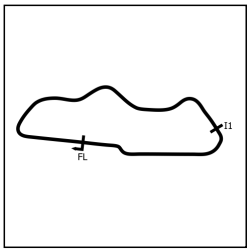

SECTOR 1 = FL to I1, SECTOR 2 = I1 to FL, DIFF = Difference To Personal Best Lap, P = Crossed Finish Line in Pit Lane, D = Time Disallowed

P16 198 RMT Tony PERRY Suzuki SV650 -

IDEAL LAP TIME : 1:20.793 BEST LAP TIME : 1:20.977 DIFFERENCE : 0.184

LAP	SECTOR 1	SECTOR 2	LAP TIME	MPH	DIFF	TIME OF DAY
1 -		28.834	1:45.108	67.78	24.131	14:27:56.363
2 -	52.289	29.058	1:21.347 (3)	87.58	0.370	14:29:17.710
3 -	52.430	28.825	1:21.255 (2)	87.68	0.278	14:30:38.965
4 -	***52.091***	28.886	***1:20.977 (1)***	***87.98***		***14:31:59.942***
5 -	52.820	***28.702***	1:21.522	87.39	0.545	14:33:21.464
6 -	53.921	29.340	1:23.261	85.56	2.284	14:34:44.725
7 -	53.034	28.735	1:21.769	87.13	0.792	14:36:06.494
8 -	53.373	28.732	1:22.105	86.77	1.128	14:37:28.599

P17 55 F400_S/F Magnus MANSON-CHUBB Kawasaki ZXR400L -

IDEAL LAP TIME : 1:22.798 BEST LAP TIME : 1:22.838 DIFFERENCE : 0.040

LAP	SECTOR 1	SECTOR 2	LAP TIME	MPH	DIFF	TIME OF DAY
1 -		30.021	1:29.868	79.27	7.030	14:27:41.123
2 -	54.701	29.561	1:24.262 (3)	84.55	1.424	14:29:05.385
3 -	55.003	29.573	1:24.576	84.23	1.738	14:30:29.961
4 -	***53.583***	29.255	***1:22.838 (1)***	***86.00***		***14:31:52.799***
5 -	54.797	29.503	1:24.300	84.51	1.462	14:33:17.099
6 -	54.374	***29.215***	1:23.589 (2)	85.23	0.751	14:34:40.688
7 -	55.247	29.255	1:24.502	84.31	1.664	14:36:05.190
8 -	55.192	29.447	1:24.639	84.17	1.801	14:37:29.829

P18 14 RMT George DAVIES Suzuki SV650 - little T's Childcare , JClay Fitness

IDEAL LAP TIME : 1:20.643 BEST LAP TIME : 1:20.643 DIFFERENCE : 0.000

LAP	SECTOR 1	SECTOR 2	LAP TIME	MPH	DIFF	TIME OF DAY
1 -		29.634	1:47.505	66.27	26.862	14:27:58.760
2 -	53.055	28.844	1:21.899	86.99	1.256	14:29:20.659
3 -	52.859	28.929	1:21.788	87.11	1.145	14:30:42.447
4 -	52.587	28.845	1:21.432	87.49	0.789	14:32:03.879
5 -	52.735	28.690	1:21.425 (3)	87.49	0.782	14:33:25.304
6 -	52.431	28.720	1:21.151 (2)	87.79	0.508	14:34:46.455
7 -	54.345	28.733	1:23.078	85.75	2.435	14:36:09.533
8 -	***52.353***	***28.290***	***1:20.643 (1)***	***88.34***		***14:37:30.176***

P19 69 F400_M Kobe PERRY -

IDEAL LAP TIME : 1:24.387 BEST LAP TIME : 1:24.500 DIFFERENCE : 0.113

LAP	SECTOR 1	SECTOR 2	LAP TIME	MPH	DIFF	TIME OF DAY
1 -		***29.811***	1:29.017	80.03	4.517	14:27:40.272
2 -	54.594	29.906	***1:24.500 (1)***	***84.31***		***14:29:04.772***
3 -	54.714	30.361	1:25.075 (3)	83.74	0.575	14:30:29.847
4 -	***54.576***	30.048	1:24.624 (2)	84.19	0.124	14:31:54.471
5 -	55.536	29.923	1:25.459	83.36	0.959	14:33:19.930
6 -	55.312	30.463	1:25.775	83.06	1.275	14:34:45.705
7 -	56.425	31.348	1:27.773	81.17	3.273	14:36:13.478
8 -	55.958	30.736	1:26.694	82.18	2.194	14:37:40.172

P20 177 RMT Michael HOPKINS Suzuki SV650 SK1 - MYSELF

IDEAL LAP TIME : 1:22.129 BEST LAP TIME : 1:22.129 DIFFERENCE : 0.000

LAP	SECTOR 1	SECTOR 2	LAP TIME	MPH	DIFF	TIME OF DAY
1 -		29.734	1:47.588	66.22	25.459	14:27:58.843
2 -	54.287	29.740	1:24.027	84.78	1.898	14:29:22.870
3 -	54.589	29.452	1:24.041	84.77	1.912	14:30:46.911
4 -	54.165	29.343	1:23.508	85.31	1.379	14:32:10.419
5 -	54.302	29.049	1:23.351	85.47	1.222	14:33:33.770
6 -	53.683	28.753	1:22.436 (2)	86.42	0.307	14:34:56.206
7 -	53.826	28.795	1:22.621 (3)	86.23	0.492	14:36:18.827
8 -	***53.397***	***28.732***	***1:22.129 (1)***	***86.74***		***14:37:40.956***

Weather / Track : Sunny / Dry

Donington Park National: 1.9790 miles
Date: 02/06/2024 Start: 14:26 Finish: 14:36

BMCRC - MRO Championships 2024 - Rnd 4 @ Donington National

Rookie Minitwins & BMCRC Formula 400

RACE 13 - SECTOR ANALYSIS

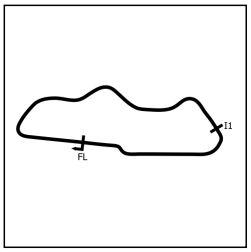

SECTOR 1 = FL to I1, SECTOR 2 = I1 to FL, DIFF = Difference To Personal Best Lap, P = Crossed Finish Line in Pit Lane, D = Time Disallowed

P21 77 RMT Joshua CRISP Suzuki SV 650 -

IDEAL LAP TIME : 1:22.404 BEST LAP TIME : 1:22.404 DIFFERENCE : 0.000

LAP	SECTOR 1	SECTOR 2	LAP TIME	MPH	DIFF	TIME OF DAY
1 -		29.951	1:50.063	64.73	27.659	14:28:01.318
2 -	55.061	29.863	1:24.924	83.89	2.520	14:29:26.242
3 -	54.959	29.550	1:24.509	84.30	2.105	14:30:50.751
4 -	54.206	29.548	1:23.754	85.06	1.350	14:32:14.505
5 -	53.745	29.338	1:23.083 (3)	85.75	0.679	14:33:37.588
6 -	54.497	29.251	1:23.748	85.07	1.344	14:35:01.336
7 -	***53.191***	***29.213***	***1:22.404 (1)***	***86.45***		***14:36:23.740***
8 -	53.338	29.548	1:22.886 (2)	85.95	0.482	14:37:46.626

P22 75 RMT Tom SVENSEN Suzuki SV650 - Team TSR - HCL Carsales - RG racing

IDEAL LAP TIME : 1:22.788 BEST LAP TIME : 1:22.788 DIFFERENCE : 0.000

LAP	SECTOR 1	SECTOR 2	LAP TIME	MPH	DIFF	TIME OF DAY
1 -		29.847	1:48.992	65.36	26.204	14:28:00.247
2 -	54.427	29.285	1:23.712	85.10	0.924	14:29:23.959
3 -	54.434	29.571	1:24.005	84.81	1.217	14:30:47.964
4 -	54.429	29.453	1:23.882	84.93	1.094	14:32:11.846
5 -	56.058	29.313	1:25.371	83.45	2.583	14:33:37.217
6 -	***53.757***	***29.031***	***1:22.788 (1)***	***86.05***		***14:35:00.005***
7 -	54.261	29.122	1:23.383 (2)	85.44	0.595	14:36:23.388
8 -	54.451	29.154	1:23.605 (3)	85.21	0.817	14:37:46.993

P23 30 RMT David LUFF Suzuki SV 650 - ATP & Sarah O'Neill

IDEAL LAP TIME : 1:23.943 BEST LAP TIME : 1:24.206 DIFFERENCE : 0.263

LAP	SECTOR 1	SECTOR 2	LAP TIME	MPH	DIFF	TIME OF DAY
1 -		***29.411***	1:47.013	66.57	22.807	14:27:58.268
2 -	***54.532***	29.855	1:24.387 (2)	84.42	0.181	14:29:22.655
3 -	54.545	29.661	***1:24.206 (1)***	***84.60***		***14:30:46.861***
4 -	55.128	29.714	1:24.842	83.97	0.636	14:32:11.703
5 -	55.861	29.538	1:25.399	83.42	1.193	14:33:37.102
6 -	55.968	29.571	1:25.539	83.29	1.333	14:35:02.641
7 -	54.970	29.575	1:24.545 (3)	84.27	0.339	14:36:27.186
8 -	55.391	29.967	1:25.358	83.46	1.152	14:37:52.544

P24 166 RMT Ben KING Suzuki SV650 -

IDEAL LAP TIME : 1:24.489 BEST LAP TIME : 1:24.489 DIFFERENCE : 0.000

LAP	SECTOR 1	SECTOR 2	LAP TIME	MPH	DIFF	TIME OF DAY
1 -		30.344	1:49.267	65.20	24.778	14:28:00.522
2 -	55.536	30.039	1:25.575	83.25	1.086	14:29:26.097
3 -	55.631	29.767	1:25.398	83.42	0.909	14:30:51.495
4 -	55.344	30.179	1:25.523	83.30	1.034	14:32:17.018
5 -	54.971	29.781	1:24.752 (3)	84.06	0.263	14:33:41.770
6 -	***54.789***	***29.700***	***1:24.489 (1)***	***84.32***		***14:35:06.259***
7 -	54.917	29.904	1:24.821	83.99	0.332	14:36:31.080
8 -	54.895	29.776	1:24.671 (2)	84.14	0.182	14:37:55.751

P25 16 RMT Adam FREWIN Suzuki SV650 - Southern Steam Services Ltd

IDEAL LAP TIME : 1:25.202 BEST LAP TIME : 1:25.480 DIFFERENCE : 0.278

LAP	SECTOR 1	SECTOR 2	LAP TIME	MPH	DIFF	TIME OF DAY
1 -		31.376	1:53.002	63.04	27.522	14:28:04.257
2 -	56.114	31.461	1:27.575	81.35	2.095	14:29:31.832
3 -	56.706	30.491	1:27.197	81.70	1.717	14:30:59.029
4 -	56.873	30.397	1:27.270	81.63	1.790	14:32:26.299
5 -	56.818	29.895	1:26.713 (3)	82.16	1.233	14:33:53.012
6 -	55.761	***29.719***	***1:25.480 (1)***	***83.34***		***14:35:18.492***
7 -	***55.483***	30.234	1:25.717 (2)	83.11	0.237	14:36:44.209

BMCRC - MRO Championships 2024 - Rnd 4 @ Donington National

Rookie Minitwins & BMCRC Formula 400

RACE 13 - SECTOR ANALYSIS

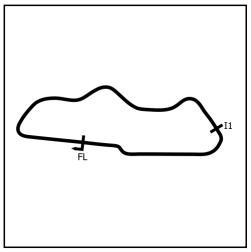

SECTOR 1 = FL to I1, SECTOR 2 = I1 to FL, DIFF = Difference To Personal Best Lap, P = Crossed Finish Line in Pit Lane, D = Time Disallowed

P26 173 RMT Alex BUCHANAN Suzuki SV650 - novus resourcing

IDEAL LAP TIME : 1:25.458 BEST LAP TIME : 1:25.458 DIFFERENCE : 0.000

LAP	SECTOR 1	SECTOR 2	LAP TIME	MPH	DIFF	TIME OF DAY
1 -		30.216	1:50.523	64.46	25.065	14:28:01.778
2 -	***55.289***	***30.169***	***1:25.458 (1)***	***83.37***		***14:29:27.236***
3 -	55.631	30.604	1:26.235 **(2)**	82.61	0.777	14:30:53.471
4 -	56.563	30.515	1:27.078 **(3)**	81.81	1.620	14:32:20.549
5 -	57.141	30.634	1:27.775	81.16	2.317	14:33:48.324
6 -	56.748	31.115	1:27.863	81.08	2.405	14:35:16.187
7 -	57.421	30.702	1:28.123	80.84	2.665	14:36:44.310

P27 444 RMT Brian HARRISON Suzuki SV650 -

IDEAL LAP TIME : 1:25.346 BEST LAP TIME : 1:25.363 DIFFERENCE : 0.017

LAP	SECTOR 1	SECTOR 2	LAP TIME	MPH	DIFF	TIME OF DAY
1 -		31.780	1:53.387	62.83	28.024	14:28:04.642
2 -	55.977	30.965	1:26.942 **(3)**	81.94	1.579	14:29:31.584
3 -	56.529	30.616	1:27.145	81.75	1.782	14:30:58.729
4 -	56.736	30.562	1:27.298	81.61	1.935	14:32:26.027
5 -	56.613	30.492	1:27.105	81.79	1.742	14:33:53.132
6 -	55.928	***30.160***	1:26.088 **(2)**	82.75	0.725	14:35:19.220
7 -	***55.186***	30.177	***1:25.363 (1)***	***83.46***		***14:36:44.583***

P28 998 RMT Ben RYBICKI Suzuki SV - Car events diamondbrite

IDEAL LAP TIME : 1:27.332 BEST LAP TIME : 1:27.486 DIFFERENCE : 0.154

LAP	SECTOR 1	SECTOR 2	LAP TIME	MPH	DIFF	TIME OF DAY
1 -		31.526	1:54.001	62.49	26.515	14:28:05.256
2 -	56.724	31.425	1:28.149	80.82	0.663	14:29:33.405
3 -	56.669	30.817	***1:27.486 (1)***	***81.43***		***14:31:00.891***
4 -	56.914	30.839	1:27.753 **(3)**	81.18	0.267	14:32:28.644
5 -	57.095	30.915	1:28.010	80.95	0.524	14:33:56.654
6 -	***56.647***	30.917	1:27.564 **(2)**	81.36	0.078	14:35:24.218
7 -	57.332	***30.685***	1:28.017	80.94	0.531	14:36:52.235

P29 909 RMT James WOODROFFE Suzuki SV650 -

IDEAL LAP TIME : 1:28.023 BEST LAP TIME : 1:28.213 DIFFERENCE : 0.190

LAP	SECTOR 1	SECTOR 2	LAP TIME	MPH	DIFF	TIME OF DAY
1 -		31.620	1:54.551	62.19	26.338	14:28:05.806
2 -	57.464	31.099	1:28.563 **(2)**	80.44	0.350	14:29:34.369
3 -	***57.215***	30.998	***1:28.213 (1)***	***80.76***		***14:31:02.582***
4 -	58.149	31.445	1:29.594	79.52	1.381	14:32:32.176
5 -	58.260	31.109	1:29.369	79.72	1.156	14:34:01.545
6 -	57.493	31.192	1:28.685	80.33	0.472	14:35:30.230
7 -	57.760	***30.808***	1:28.568 **(3)**	80.44	0.355	14:36:58.798

P30 251 RMT Craig FERRIS Suzuki SV650 - IMP Racing

IDEAL LAP TIME : 1:35.035 BEST LAP TIME : 1:35.433 DIFFERENCE : 0.398

LAP	SECTOR 1	SECTOR 2	LAP TIME	MPH	DIFF	TIME OF DAY
1 -		***33.170***	1:59.680	59.53	24.247	14:28:10.935
2 -	***1:01.865***	33.568	***1:35.433 (1)***	***74.65***		***14:29:46.368***
3 -	1:01.986	33.953	1:35.939 **(2)**	74.26	0.506	14:31:22.307
4 -	1:03.952	34.012	1:37.964	72.72	2.531	14:33:00.271
5 -	1:02.938	34.177	1:37.115	73.36	1.682	14:34:37.386
6 -	1:02.256	33.746	1:36.002 **(3)**	74.21	0.569	14:36:13.388
7 -	1:03.078	33.557	1:36.635	73.72	1.202	14:37:50.023

BMCRC - MRO Championships 2024 - Rnd 4 @ Donington National

Rookie Minitwins & BMCRC Formula 400

RACE 13 - SECTOR ANALYSIS

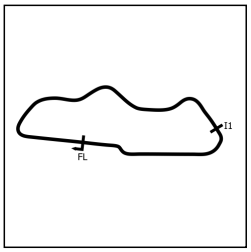

SECTOR 1 = FL to I1, SECTOR 2 = I1 to FL, DIFF = Difference To Personal Best Lap, P = Crossed Finish Line in Pit Lane, D = Time Disallowed

P31 62 RMT Max PRIESTLEY Suzuki SV650 - Mum and Dad

IDEAL LAP TIME : 1:23.292 BEST LAP TIME : 1:23.500 DIFFERENCE : 0.208

LAP	SECTOR 1	SECTOR 2	LAP TIME	MPH	DIFF	TIME OF DAY
1 -		29.959	1:49.793	64.89	26.293	14:28:01.048
2 -	54.577	***29.350***	1:23.927 **(2)**	84.89	0.427	14:29:24.975
3 -	***53.942***	29.558	***1:23.500*** **(1)**	***85.32***		***14:30:48.475***

Weather / Track : Sunny / Dry

Donington Park National: 1.9790 miles
Date: 02/06/2024 Start: 14:26 Finish: 14:36

BMCRC - MRO Championships 2024 - Rnd 4 @ Donington National

Rookie Minitwins & BMCRC Formula 400

RACE 13 - BEST SECTORS

SECTOR 1				SECTOR 2			IDEAL / BEST COMPARISON					
POS	NO	NAME	TIME	NO	NAME	TIME	POS	NO	NAME	IDEAL	BEST	DIFF
									PERFECT LAP	1:17.581		
1	2	GILL	50.055	2	GILL	27.526	1	2	GILL	1:17.581	1:17.760	0.179
2	45	MACKENZIE	50.576	45	MACKENZIE	27.889	2	45	MACKENZIE	1:18.465	1:18.643	0.178
3	15	SMITH	50.646	15	SMITH	27.990	3	15	SMITH	1:18.636	1:18.786	0.150
4	115	DONKERSLEY	51.301	122	EGGINTON	28.037	4	122	EGGINTON	1:19.428	1:20.288	0.860
5	189	BARAN	51.378	189	BARAN	28.080	5	189	BARAN	1:19.458	1:19.556	0.098
6	122	EGGINTON	51.391	161	LAYTON	28.168	6	115	DONKERSLEY	1:19.744	1:19.744	0.000
7	90	RAPA	51.500	237	WOOD	28.213	7	90	RAPA	1:19.949	1:20.220	0.271
8	12	WATT	51.666	110	HAIGH	28.278	8	161	LAYTON	1:19.986	1:20.144	0.158
9	110	HAIGH	51.746	14	DAVIES	28.290	9	237	WOOD	1:20.000	1:20.329	0.329
10	237	WOOD	51.787	67	HARVEY	28.321	10	110	HAIGH	1:20.024	1:20.230	0.206
11	161	LAYTON	51.818	12	WATT	28.364	11	12	WATT	1:20.030	1:20.067	0.037
12	67	HARVEY	51.838	115	DONKERSLEY	28.443	12	67	HARVEY	1:20.159	1:20.827	0.668
13	81	SIMS	52.084	17	BATE	28.448	13	17	BATE	1:20.620	1:21.389	0.769
14	198	PERRY	52.091	90	RAPA	28.449	14	14	DAVIES	1:20.643	1:20.643	0.000
15	17	BATE	52.172	81	SIMS	28.608	15	81	SIMS	1:20.692	1:20.741	0.049
16	26	LEE	52.353	198	PERRY	28.702	16	198	PERRY	1:20.793	1:20.977	0.184
17	14	DAVIES	52.353	177	HOPKINS	28.732	17	26	LEE	1:21.271	1:21.328	0.057
18	77	CRISP	53.191	26	LEE	28.918	18	177	HOPKINS	1:22.129	1:22.129	0.000
19	177	HOPKINS	53.397	75	SVENSEN	29.031	19	77	CRISP	1:22.404	1:22.404	0.000
20	55	MANSON-CHUBB	53.583	77	CRISP	29.213	20	75	SVENSEN	1:22.788	1:22.788	0.000
21	75	SVENSEN	53.757	55	MANSON-CHUBB	29.215	21	55	MANSON-CHUBB	1:22.798	1:22.838	0.040
22	62	PRIESTLEY	53.942	62	PRIESTLEY	29.350	22	62	PRIESTLEY	1:23.292	1:23.500	0.208
23	30	LUFF	54.532	30	LUFF	29.411	23	30	LUFF	1:23.943	1:24.206	0.263
24	69	PERRY	54.576	166	KING	29.700	24	69	PERRY	1:24.387	1:24.500	0.113
25	166	KING	54.789	16	FREWIN	29.719	25	166	KING	1:24.489	1:24.489	0.000
26	444	HARRISON	55.186	69	PERRY	29.811	26	16	FREWIN	1:25.202	1:25.480	0.278
27	173	BUCHANAN	55.289	444	HARRISON	30.160	27	444	HARRISON	1:25.346	1:25.363	0.017
28	16	FREWIN	55.483	173	BUCHANAN	30.169	28	173	BUCHANAN	1:25.458	1:25.458	0.000
29	998	RYBICKI	56.647	998	RYBICKI	30.685	29	998	RYBICKI	1:27.332	1:27.486	0.154
30	909	WOODROFFE	57.215	909	WOODROFFE	30.808	30	909	WOODROFFE	1:28.023	1:28.213	0.190
31	251	FERRIS	1:01.865	251	FERRIS	33.170	31	251	FERRIS	1:35.035	1:35.433	0.398

Weather / Track : Sunny / Dry

Donington Park National: 1.9790 miles
Date: 02/06/2024 Start: 14:26 Finish: 14:36

Results can be found at www.tsl-timing.com

Printed - 14:40 Sunday, 02 June 2024

BMCRC - MRO Championships 2024 - Rnd 4 @ Donington National

Rookie Minitwins & BMCRC Formula 400

RACE 13 - STATISTICS

Competitors Started	31
Planned Start	2024-06-02 @ 14:20:00.000
Actual Start	2024-06-02 @ 14:26:11.254
Finish Time	2024-06-02 @ 14:36:42.139
Track Length	1.9790mi.
Total Laps	237
Total Distance Covered	469.0389mi.

Session Fastest Lap History

NO	CL	NAME	LAP TIME	TIME OF DAY	LAP	VEHICLE
2	F400_M	**Andrew GILL**	**1:18.424**	14:28:51.136	2	Kawasaki ZXR400
2	F400_M	**Andrew GILL**	**1:17.760**	14:30:08.895	3	Kawasaki ZXR400

Session Leader History

NO	CL	NAME	FROM LAP	LAPS LED	DISTANCE	VEHICLE
2	F400_M	**Andrew GILL**	1	8	15.79 miles	Kawasaki ZXR400

Flag History

TYPE	TIME OF DAY
GREEN	14:26:11.254
FINISH	14:36:42.139

Flag Statistics

TYPE	COUNT	TOTAL LAPS	TOTAL TIME
Green	1	8	11:52.033
Red	0	0	0.000
Safety Car	0	0	0.000
FCY	0	0	0.000

Weather / Track : Sunny / Dry

Donington Park National: 1.9790 miles
Date: 02/06/2024 Start: 14:26 Finish: 14:36

BMCRC - MRO Championships 2024 - Rnd 4 @ Donington National

Rookie Minitwins & BMCRC Formula 400

RACE 13 - STATISTICS

CLASS : F400_M

6 Starters

Fastest Lap History

NO	NAME	LAP TIME	TIME OF DAY	LAP	VEHICLE
2	**Andrew GILL**	**1:18.424**	14:28:51.136	2	Kawasaki ZXR400
2	**Andrew GILL**	**1:17.760**	14:30:08.895	3	Kawasaki ZXR400

Leader History

NO	NAME	FROM LAP	LAPS LED	DISTANCE	VEHICLE
2	**Andrew GILL**	1	8	15.79 miles	Kawasaki ZXR400

BMCRC - MRO Championships 2024 - Rnd 4 @ Donington National

Rookie Minitwins & BMCRC Formula 400

RACE 13 - STATISTICS

CLASS : F400_R

1 Starters

Fastest Lap History

NO	NAME	LAP TIME	TIME OF DAY	LAP	VEHICLE
81	**Ollie SIMS**	**1:21.871**	14:29:01.476	2	Kawasaki NINJA 400
81	**Ollie SIMS**	**1:20.741**	14:35:52.063	7	Kawasaki NINJA 400

Leader History

NO	NAME	FROM LAP	LAPS LED	DISTANCE	VEHICLE
81	**Ollie SIMS**	1	8	15.79 miles	Kawasaki NINJA 400

BMCRC - MRO Championships 2024 - Rnd 4 @ Donington National

Rookie Minitwins & BMCRC Formula 400

RACE 13 - STATISTICS

CLASS : F400_S

6 Starters

Fastest Lap History

NO	NAME	LAP TIME	TIME OF DAY	LAP	VEHICLE
15	**Nick SMITH**	**1:19.025**	14:28:53.410	2	Kawasaki ZXR400
15	**Nick SMITH**	**1:18.786**	14:34:11.123	6	Kawasaki ZXR400

Leader History

NO	NAME	FROM LAP	LAPS LED	DISTANCE	VEHICLE
15	**Nick SMITH**	1	8	15.79 miles	Kawasaki ZXR400

BMCRC - MRO Championships 2024 - Rnd 4 @ Donington National

Rookie Minitwins & BMCRC Formula 400

RACE 13 - STATISTICS

CLASS : F400_S/R

1 Starters

Fastest Lap History

NO	NAME	LAP TIME	TIME OF DAY	LAP	VEHICLE
55	**Magnus MANSON-CHUBB**	**1:24.262**	14:29:05.424	2	Kawasaki ZXR400L
55	**Magnus MANSON-CHUBB**	**1:22.838**	14:31:52.838	4	Kawasaki ZXR400L

Leader History

NO	NAME	FROM LAP	LAPS LED	DISTANCE	VEHICLE
55	**Magnus MANSON-CHUBB**	1	8	15.79 miles	Kawasaki ZXR400L

BMCRC - MRO Championships 2024 - Rnd 4 @ Donington National

Rookie Minitwins & BMCRC Formula 400

RACE 13 - STATISTICS

CLASS : RMT

17 Starters

Fastest Lap History

NO	NAME	LAP TIME	TIME OF DAY	LAP	VEHICLE
189	**Sebastian BARAN**	**1:20.104**	14:29:14.693	2	Suzuki SV650
189	**Sebastian BARAN**	**1:19.556**	14:30:34.247	3	Suzuki SV650

Leader History

NO	NAME	FROM LAP	LAPS LED	DISTANCE	VEHICLE
189	**Sebastian BARAN**	1	5	9.85 miles	Suzuki SV650
122	**James EGGINTON**	6	1	1.97 miles	Suzuki SV650
189	**Sebastian BARAN**	7	2	3.95 miles	Suzuki SV650

BMCRC THUNDERBIKE EXTREME

BMCRC THUNDERBIKE ULTRA

TW SUSPENSION BMCRC THUNDERBIKE EXTREME / ALFs MOTORCYCLES BMCRC THUNDERBIKE ULTRA

BMCRC-MRO Championships - Round 4

Donington National

1st / 2nd June 2024

Timing & Results Provided by Timing Solutions Ltd

www.tsl-timing.com

Donington Park National Circuit

Castle Donington, Derby, UK

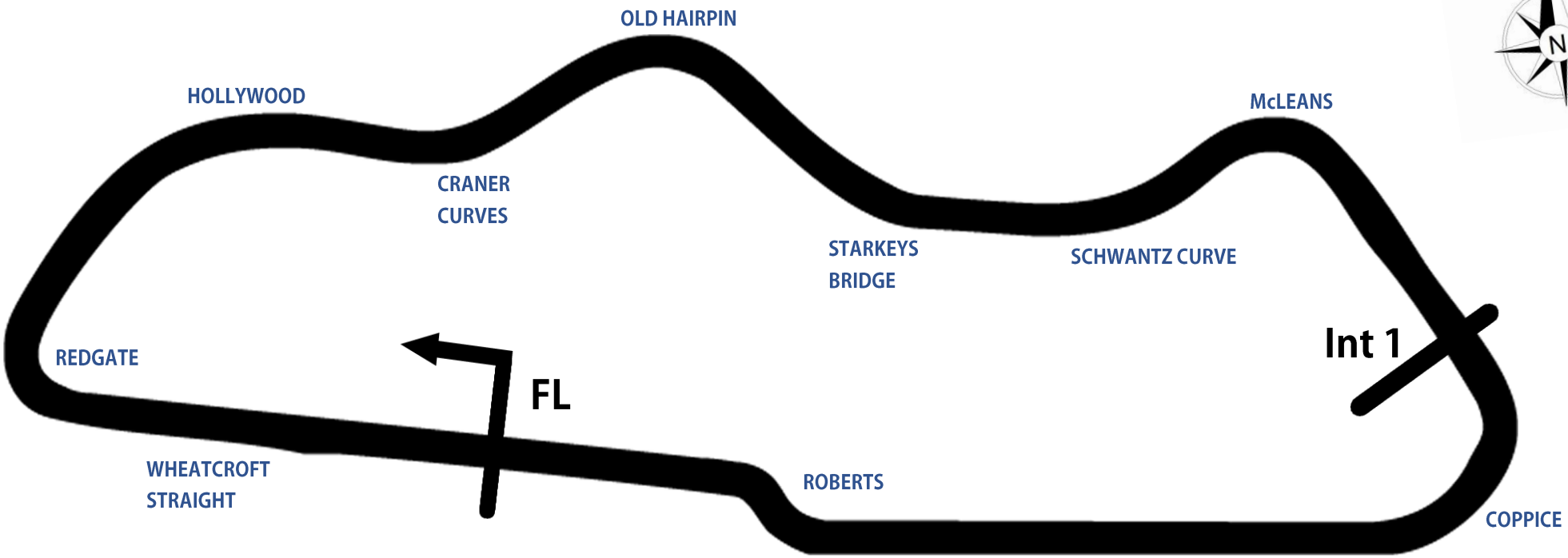

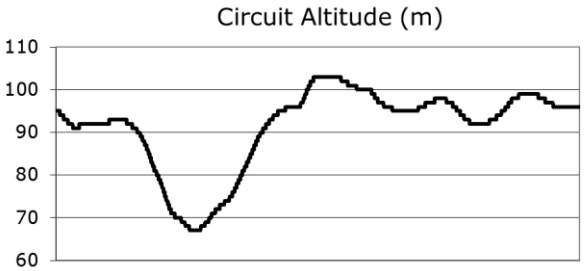

Length	1.9790 miles | 3.185 km | 3185m		
FL	Start @ 60m	52.82971 N	1.37867 W
Int 1	2096m	52.82978 N	1.36508 W
Pit Entry	3158m	52.82951 N	1.37832 W
Pit Exit	229m after FL	52.82996 N	1.38205 W
Pit Entry - Pit Exit	256m, 18.4s @ 50kph, 15.3s @ 60kph		

Results & Live Timing available at – www.tsl-timing.com

Updated - 24/01/2024 10:46

BMCRC - MRO Championships 2024 - Rnd 4 @ Donington National

BMCRC Thunderbike Ultra & Extreme

QUALIFYING - CLASSIFICATION

POS	NO	CL	PIC	NAME	ENTRY	TIME	ON	LAPS	GAP	DIFF	MPH
1	99	U	1	Steven BUTTERWORTH	Yamaha R1 -	1:12.018	7	7			98.92
2	800	U	2	Morgan CREASEY	Suzuki GSXR 1000 K7 - Warics Ltd	1:12.978	4	7	0.960	0.960	97.62
3	818	U	3	Alex SYMON	Kawasaki ZX10R - MCW	1:14.699	6	7	2.681	1.721	95.37
4	102	U	4	James FEARN	Suzuki GSXR1000 - Waiting for sponsorship	1:14.819	3	7	2.801	0.120	95.22
5	97	U	5	Alex MANN	Yamaha R1 - Michael Jones Jeweller, Esprit Group, Ea	1:14.857	3	7	2.839	0.038	95.17
6	54	E	1	Andrew SAUNDERS	Suzuki GSXR 750 K1 - Ron G & Super Sam	1:15.649	5	7	3.631	0.792	94.18
7	78	U	6	Jamie THOMAS	Suzuki GSXR 1000 - Team RubyRacing	1:16.575	3	5	4.557	0.926	93.04
8	77	E	2	David MAY	Suzuki GSXR 750 K1 - Orchard cooling/ team Silver Arr	1:16.826	7	7	4.808	0.251	92.73
9	92	E	3	Tommi CALDWELL	Yamaha YZF-R6 - DART Motorsport	1:16.958	6	7	4.940	0.132	92.57
10	23	U	7	Justin ROSE	Yamaha R1 - J. Rose roofing services	1:17.005	7	7	4.987	0.047	92.52
11	59	U	8	Andrew DENYER	Triumph 675 - me	1:17.171	5	7	5.153	0.166	92.32
12	19	U	9	Tyler DONOVAN	Kawasaki ZX10R - Tinder Corp	1:17.490	5	5	5.472	0.319	91.94
13	85	U	10	Clinton WOOD	Suzuki GSXR1000 - CLINTON WOOD	1:17.785	3	4	5.767	0.295	91.59
14	55	E	4	Dan HORSEPALL	- Lucy	1:17.882	4	7	5.864	0.097	91.47
15	169	U	11	Cory SMITH	Suzuki K1 1000 -	1:18.035	7	7	6.017	0.153	91.30
16	4	U	12	Hayden KILLWORTH	Suzuki GSXR 1000 - GreenPlantUK - H11xy - Helmet (	1:18.173	4	7	6.155	0.138	91.13
17	193	E	5	Michael MACE	-	1:18.202	7	7	6.184	0.029	91.10
18	48	E	6	Shaun WALLIS	Yamaha R6 - MBC Despatch Racing	1:18.577	6	7	6.559	0.375	90.67
19	152	E	7	Sean GOLDSMITH	Kawasaki ZX7R - Vanguard motorsport	1:18.607	5	7	6.589	0.030	90.63
20	17	U	13	Jordan KILLWORTH	Kawasaki ZX10R - Greenplant/BK/Rabbit	1:18.935	6	7	6.917	0.328	90.25
21	20	U	14	Connor SWYER	SUZUKI GSXR 1000 K6 - WSC Performace & lleithyr fa	1:19.411	5	6	7.393	0.476	89.71
22	51	E	8	Paul BEESLEY	Aprilia MILLIE RSV -	1:20.449	6	7	8.431	1.038	88.56
23	40	U	15	Malcolm BATE	Suzuki GSXR1000K3 - Hartjay	1:21.281	5	6	9.263	0.832	87.65
24	910	U	16	Michael JARVIS	Suzuki GSXR 1000 -	1:22.008	6	6	9.990	0.727	86.87
25	37	E	9	Ricky WOODS	Suzuki GSXR 750 - Emma Woods	1:22.322	4	7	10.304	0.314	86.54
26	89	E	10	Daryl SKINNS	Suzuki GSXR 750 - Indoor Climate Systems UK LTD	1:24.625	4	6	12.607	2.303	84.19
27	114	U	17	Richard BATE	Yamaha R1 - TEAM PSR	1:25.376	6	6	13.358	0.751	83.45
28	63	U	18	Matthew WREN	Suzuki GSXR - TBR performance	1:25.792	1	3	13.774	0.416	83.04
29	118	E	11	Darren CORKETT	Suzuki GSXR 750 - Jackson & Phillips	1:27.062	5	6	15.044	1.270	81.83
30	88	E	12	George PRINOS	Ducati 996 - KAPPA PLANNING LTD	1:28.264	6	6	16.246	1.202	80.71

Weather / Track : Cloudy / Dry

These results are provisional until the conclusion of any judicial and technical matters.

Date: 01/06/2024 Start: 09:10 Finish: 09:19

Donington Park National: 1.9790 miles

Clerk Of Course:	Stewards:	Timekeeper: Craig Smith	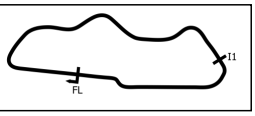

Results can be found at www.tsl-timing.com

Printed - 09:21 Saturday, 01 June 2024

BMCRC - MRO Championships 2024 - Rnd 4 @ Donington National

BMCRC Thunderbike Ultra & Extreme

QUALIFYING - SECTOR ANALYSIS

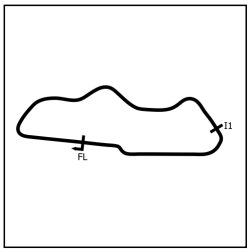

SECTOR 1 = FL to I1, SECTOR 2 = I1 to FL, DIFF = Difference To Personal Best Lap, P = Crossed Finish Line in Pit Lane, D = Time Disallowed

P1 99 U Steven BUTTERWORTH Yamaha R1 -

IDEAL LAP TIME : 1:11.929 BEST LAP TIME : 1:12.018 DIFFERENCE : 0.089

LAP	SECTOR 1	SECTOR 2	LAP TIME	MPH	DIFF	TIME OF DAY
1 -	54.348	27.800	1:22.148	86.72	10.130	09:12:19.272
2 -	49.296	25.635	1:14.931	95.08	2.913	09:13:34.203
3 -	47.656	26.305	1:13.961	96.32	1.943	09:14:48.164
4 -	47.957	25.353	1:13.310 (3)	97.18	1.292	09:16:01.474
5 -	47.901	25.511	1:13.412	97.05	1.394	09:17:14.886
6 -	47.419	***24.925***	1:12.344 (2)	98.48	0.326	09:18:27.230
7 -	***47.004***	25.014	***1:12.018 (1)***	***98.92***		***09:19:39.248***

P2 800 U Morgan CREASEY Suzuki GSXR 1000 K7 - Warics Ltd

IDEAL LAP TIME : 1:12.978 BEST LAP TIME : 1:12.978 DIFFERENCE : 0.000

LAP	SECTOR 1	SECTOR 2	LAP TIME	MPH	DIFF	TIME OF DAY
1 -	55.037	26.636	1:21.673	87.23	8.695	09:12:00.225
2 -	48.518	26.340	1:14.858	95.17	1.880	09:13:15.083
3 -	48.212	25.674	1:13.886	96.42	0.908	09:14:28.969
4 -	***47.556***	***25.422***	***1:12.978 (1)***	***97.62***		***09:15:41.947***
5 -	48.165	25.523	1:13.688 (2)	96.68	0.710	09:16:55.635
6 -	48.154	25.559	1:13.713 (3)	96.65	0.735	09:18:09.348
7 -	48.141	26.108	1:14.249	95.95	1.271	09:19:23.597

P3 818 U Alex SYMON Kawasaki ZX10R - MCW

IDEAL LAP TIME : 1:14.699 BEST LAP TIME : 1:14.699 DIFFERENCE : 0.000

LAP	SECTOR 1	SECTOR 2	LAP TIME	MPH	DIFF	TIME OF DAY
1 -	59.334	29.192	1:28.526	80.48	13.827	09:12:25.215
2 -	51.797	26.755	1:18.552	90.69	3.853	09:13:43.767
3 -	50.930	26.311	1:17.241	92.23	2.542	09:15:01.008
4 -	49.311	26.042	1:15.353 (2)	94.55	0.654	09:16:16.361
5 -	49.108	26.578	1:15.686 (3)	94.13	0.987	09:17:32.047
6 -	***48.831***	***25.868***	***1:14.699 (1)***	***95.37***		***09:18:46.746***
7 -	49.642	26.453	1:16.095	93.62	1.396	09:20:02.841

P4 102 U James FEARN Suzuki GSXR1000 - Waiting for sponsorship

IDEAL LAP TIME : 1:14.562 BEST LAP TIME : 1:14.819 DIFFERENCE : 0.257

LAP	SECTOR 1	SECTOR 2	LAP TIME	MPH	DIFF	TIME OF DAY
1 -	53.179	27.218	1:20.397	88.61	5.578	09:11:52.473
2 -	50.239	26.275	1:16.514	93.11	1.695	09:13:08.987
3 -	***48.684***	26.135	***1:14.819 (1)***	***95.22***		***09:14:23.806***
4 -	49.350	26.433	1:15.783	94.01	0.964	09:15:39.589
5 -	48.999	26.272	1:15.271 (3)	94.65	0.452	09:16:54.860
6 -	48.715	26.194	1:14.909 (2)	95.11	0.090	09:18:09.769
7 -	50.052	***25.878***	1:15.930	93.83	1.111	09:19:25.699

P5 97 U Alex MANN Yamaha R1 - Michael Jones Jeweller, Esprit Group, Eastgate C

IDEAL LAP TIME : 1:14.857 BEST LAP TIME : 1:14.857 DIFFERENCE : 0.000

LAP	SECTOR 1	SECTOR 2	LAP TIME	MPH	DIFF	TIME OF DAY
1 -	54.711	27.772	1:22.483	86.37	7.626	09:11:55.479
2 -	51.118	26.129	1:17.247	92.23	2.390	09:13:12.726
3 -	***49.089***	***25.768***	***1:14.857 (1)***	***95.17***		***09:14:27.583***
4 -	49.253	25.835	1:15.088 (2)	94.88	0.231	09:15:42.671
5 -	49.657	26.619	1:16.276	93.40	1.419	09:16:58.947
6 -	49.741	26.286	1:16.027 (3)	93.71	1.170	09:18:14.974
7 -	51.600	IN PIT	1:27.510 P	81.41	12.653	09:19:42.484

Weather / Track : Cloudy / Dry

Donington Park National: 1.9790 miles
Date: 01/06/2024 Start: 09:10 Finish: 09:19

BMCRC - MRO Championships 2024 - Rnd 4 @ Donington National

BMCRC Thunderbike Ultra & Extreme

QUALIFYING - SECTOR ANALYSIS

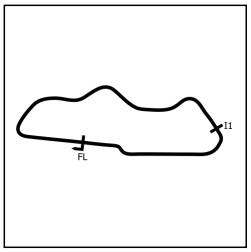

SECTOR 1 = FL to I1, SECTOR 2 = I1 to FL, DIFF = Difference To Personal Best Lap, P = Crossed Finish Line in Pit Lane, D = Time Disallowed

P6 54 E Andrew SAUNDERS Suzuki GSXR 750 K1 - Ron G & Super Sam

IDEAL LAP TIME : 1:15.232 BEST LAP TIME : 1:15.649 DIFFERENCE : 0.417

LAP	SECTOR 1	SECTOR 2	LAP TIME	MPH	DIFF	TIME OF DAY
1 -	53.869	27.907	1:21.776	87.12	6.127	09:11:54.688
2 -	51.566	26.823	1:18.389	90.88	2.740	09:13:13.077
3 -	***49.093***	26.751	1:15.844 **(2)**	93.93	0.195	09:14:28.921
4 -	49.685	27.085	1:16.770	92.80	1.121	09:15:45.691
5 -	49.297	26.352	***1:15.649*** **(1)**	***94.18***		***09:17:01.340***
6 -	50.517	***26.139***	1:16.656 **(3)**	92.94	1.007	09:18:17.996
7 -	49.794	IN PIT	1:21.541 **P**	87.37	5.892	09:19:39.537

P7 78 U Jamie THOMAS Suzuki GSXR 1000 - Team RubyRacing

IDEAL LAP TIME : 1:16.502 BEST LAP TIME : 1:16.575 DIFFERENCE : 0.073

LAP	SECTOR 1	SECTOR 2	LAP TIME	MPH	DIFF	TIME OF DAY
1 -	OUTLAP	27.956	1:37.636	72.97	21.061	09:15:03.722
2 -	51.105	***26.752***	1:17.857 **(3)**	91.50	1.282	09:16:21.579
3 -	***49.750***	26.825	***1:16.575*** **(1)**	***93.04***		***09:17:38.154***
4 -	50.199	27.667	1:17.866	91.49	1.291	09:18:56.020
5 -	49.986	27.173	1:17.159 **(2)**	92.33	0.584	09:20:13.179

P8 77 E David MAY Suzuki GSXR 750 K1 - Orchard cooling/ team Silver Arrows

IDEAL LAP TIME : 1:16.618 BEST LAP TIME : 1:16.826 DIFFERENCE : 0.208

LAP	SECTOR 1	SECTOR 2	LAP TIME	MPH	DIFF	TIME OF DAY
1 -	53.443	28.052	1:21.495	87.42	4.669	09:11:55.491
2 -	51.528	27.037	1:18.565	90.68	1.739	09:13:14.056
3 -	51.158	26.569	1:17.727	91.66	0.901	09:14:31.783
4 -	50.344	26.744	1:17.088 **(3)**	92.42	0.262	09:15:48.871
5 -	***50.097***	26.946	1:17.043 **(2)**	92.47	0.217	09:17:05.914
6 -	50.247	27.205	1:17.452	91.98	0.626	09:18:23.366
7 -	50.305	***26.521***	***1:16.826*** **(1)**	***92.73***		***09:19:40.192***

P9 92 E Tommi CALDWELL Yamaha YZF-R6 - DART Motorsport

IDEAL LAP TIME : 1:16.753 BEST LAP TIME : 1:16.958 DIFFERENCE : 0.205

LAP	SECTOR 1	SECTOR 2	LAP TIME	MPH	DIFF	TIME OF DAY
1 -	56.434	29.489	1:25.923	82.91	8.965	09:12:05.784
2 -	51.927	28.542	1:20.469	88.53	3.511	09:13:26.253
3 -	51.366	28.113	1:19.479	89.64	2.521	09:14:45.732
4 -	50.203	27.120	1:17.323 **(3)**	92.14	0.365	09:16:03.055
5 -	***49.952***	27.304	1:17.256 **(2)**	92.22	0.298	09:17:20.311
6 -	50.157	***26.801***	***1:16.958*** **(1)**	***92.57***		***09:18:37.269***
7 -	50.474	27.340	1:17.814	91.55	0.856	09:19:55.083

P10 23 U Justin ROSE Yamaha R1 - J. Rose roofing services

IDEAL LAP TIME : 1:17.005 BEST LAP TIME : 1:17.005 DIFFERENCE : 0.000

LAP	SECTOR 1	SECTOR 2	LAP TIME	MPH	DIFF	TIME OF DAY
1 -	58.360	28.904	1:27.264	81.64	10.259	09:12:13.865
2 -	53.336	27.803	1:21.139	87.80	4.134	09:13:35.004
3 -	50.617	27.188	1:17.805	91.57	0.800	09:14:52.809
4 -	50.623	27.526	1:18.149	91.16	1.144	09:16:10.958
5 -	50.742	26.830	1:17.572 **(2)**	91.84	0.567	09:17:28.530
6 -	50.484	27.131	1:17.615 **(3)**	91.79	0.610	09:18:46.145
7 -	***50.196***	***26.809***	***1:17.005*** **(1)**	***92.52***		***09:20:03.150***

BMCRC - MRO Championships 2024 - Rnd 4 @ Donington National

BMCRC Thunderbike Ultra & Extreme

QUALIFYING - SECTOR ANALYSIS

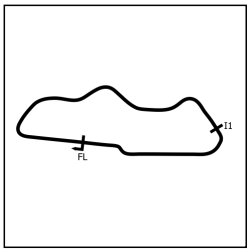

SECTOR 1 = FL to I1, SECTOR 2 = I1 to FL, DIFF = Difference To Personal Best Lap, P = Crossed Finish Line in Pit Lane, D = Time Disallowed

P11 59 U Andrew DENYER Triumph 675 - me

IDEAL LAP TIME : 1:17.158 BEST LAP TIME : 1:17.171 DIFFERENCE : 0.013

LAP	SECTOR 1	SECTOR 2	LAP TIME	MPH	DIFF	TIME OF DAY
1 -	58.240	28.750	1:26.990	81.90	9.819	09:12:06.975
2 -	52.279	28.286	1:20.565	88.43	3.394	09:13:27.540
3 -	51.151	27.455	1:18.606	90.63	1.435	09:14:46.146
4 -	50.532	27.071	1:17.603 (3)	91.80	0.432	09:16:03.749
5 -	50.353	***26.818***	***1:17.171 (1)***	***92.32***		***09:17:20.920***
6 -	50.955	27.444	1:18.399	90.87	1.228	09:18:39.319
7 -	***50.340***	26.915	1:17.255 (2)	92.22	0.084	09:19:56.574

P12 19 U Tyler DONOVAN Kawasaki ZX10R - Tinder Corp

IDEAL LAP TIME : 1:17.490 BEST LAP TIME : 1:17.490 DIFFERENCE : 0.000

LAP	SECTOR 1	SECTOR 2	LAP TIME	MPH	DIFF	TIME OF DAY
1 -	OUTLAP	27.701	1:36.709	73.67	19.219	09:14:20.978
2 -	51.983	27.530	1:19.513 (3)	89.60	2.023	09:15:40.491
3 -	51.673	27.708	1:19.381 (2)	89.75	1.891	09:16:59.872
4 -	52.828	27.631	1:20.459	88.54	2.969	09:18:20.331
5 -	***50.396***	***27.094***	***1:17.490 (1)***	***91.94***		***09:19:37.821***

P13 85 U Clinton WOOD Suzuki GSXR1000 - CLINTON WOOD

IDEAL LAP TIME : 1:17.749 BEST LAP TIME : 1:17.785 DIFFERENCE : 0.036

LAP	SECTOR 1	SECTOR 2	LAP TIME	MPH	DIFF	TIME OF DAY
1 -	54.396	27.783	1:22.179	86.69	4.394	09:11:56.437
2 -	51.181	27.415	1:18.596 (3)	90.64	0.811	09:13:15.033
3 -	***50.945***	26.840	***1:17.785 (1)***	***91.59***		***09:14:32.818***
4 -	51.037	***26.804***	1:17.841 (2)	91.52	0.056	09:15:50.659

P14 55 E Dan HORSEPALL - Lucy

IDEAL LAP TIME : 1:17.488 BEST LAP TIME : 1:17.882 DIFFERENCE : 0.394

LAP	SECTOR 1	SECTOR 2	LAP TIME	MPH	DIFF	TIME OF DAY
1 -	56.232	28.979	1:25.211	83.61	7.329	09:12:08.066
2 -	52.149	27.975	1:20.124	88.92	2.242	09:13:28.190
3 -	52.033	28.173	1:20.206	88.82	2.324	09:14:48.396
4 -	***50.262***	27.620	***1:17.882 (1)***	***91.47***		***09:16:06.278***
5 -	51.417	***27.226***	1:18.643 (3)	90.59	0.761	09:17:24.921
6 -	51.343	27.625	1:18.968	90.22	1.086	09:18:43.889
7 -	50.662	27.441	1:18.103 (2)	91.22	0.221	09:20:01.992

P15 169 U Cory SMITH Suzuki K1 1000 -

IDEAL LAP TIME : 1:18.035 BEST LAP TIME : 1:18.035 DIFFERENCE : 0.000

LAP	SECTOR 1	SECTOR 2	LAP TIME	MPH	DIFF	TIME OF DAY
1 -	56.541	28.882	1:25.423	83.40	7.388	09:12:02.901
2 -	51.684	28.567	1:20.251	88.77	2.216	09:13:23.152
3 -	51.428	27.846	1:19.274	89.87	1.239	09:14:42.426
4 -	51.194	27.889	1:19.083 (3)	90.09	1.048	09:16:01.509
5 -	51.287	27.552	1:18.839 (2)	90.36	0.804	09:17:20.348
6 -	51.298	27.839	1:19.137	90.02	1.102	09:18:39.485
7 -	***50.662***	***27.373***	***1:18.035 (1)***	***91.30***		***09:19:57.520***

Weather / Track : Cloudy / Dry

Donington Park National: 1.9790 miles
Date: 01/06/2024 Start: 09:10 Finish: 09:19

BMCRC - MRO Championships 2024 - Rnd 4 @ Donington National

BMCRC Thunderbike Ultra & Extreme

QUALIFYING - SECTOR ANALYSIS

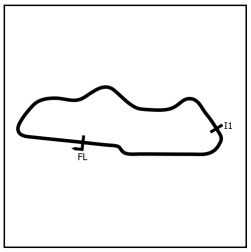

SECTOR 1 = FL to I1, SECTOR 2 = I1 to FL, DIFF = Difference To Personal Best Lap, P = Crossed Finish Line in Pit Lane, D = Time Disallowed

P16 4 U Hayden KILLWORTH Suzuki GSXR 1000 - GreenPlantUK - H11xy - Helmet City

IDEAL LAP TIME : 1:18.173 BEST LAP TIME : 1:18.173 DIFFERENCE : 0.000

LAP	SECTOR 1	SECTOR 2	LAP TIME	MPH	DIFF	TIME OF DAY
1 -	58.830	29.491	1:28.321	80.66	10.148	09:12:05.538
2 -	53.421	28.791	1:22.212	86.66	4.039	09:13:27.750
3 -	52.029	27.767	1:19.796	89.28	1.623	09:14:47.546
4 -	***50.776***	***27.397***	***1:18.173 (1)***	***91.13***		***09:16:05.719***
5 -	50.976	27.915	1:18.891 (3)	90.30	0.718	09:17:24.610
6 -	51.252	28.248	1:19.500	89.61	1.327	09:18:44.110
7 -	51.088	27.464	1:18.552 (2)	90.69	0.379	09:20:02.662

P17 193 E Michael MACE -

IDEAL LAP TIME : 1:18.120 BEST LAP TIME : 1:18.202 DIFFERENCE : 0.082

LAP	SECTOR 1	SECTOR 2	LAP TIME	MPH	DIFF	TIME OF DAY
1 -	58.319	29.893	1:28.212	80.76	10.010	09:12:06.792
2 -	53.324	28.768	1:22.092	86.78	3.890	09:13:28.884
3 -	52.746	28.756	1:21.502	87.41	3.300	09:14:50.386
4 -	52.167	28.128	1:20.295	88.73	2.093	09:16:10.681
5 -	51.558	27.958	1:19.516 (3)	89.60	1.314	09:17:30.197
6 -	50.872	***27.684***	1:18.556 (2)	90.69	0.354	09:18:48.753
7 -	***50.436***	27.766	***1:18.202 (1)***	***91.10***		***09:20:06.955***

P18 48 E Shaun WALLIS Yamaha R6 - MBC Despatch Racing

IDEAL LAP TIME : 1:18.577 BEST LAP TIME : 1:18.577 DIFFERENCE : 0.000

LAP	SECTOR 1	SECTOR 2	LAP TIME	MPH	DIFF	TIME OF DAY
1 -	56.157	28.555	1:24.712	84.10	6.135	09:12:00.140
2 -	51.576	28.192	1:19.768	89.31	1.191	09:13:19.908
3 -	51.780	28.061	1:19.841	89.23	1.264	09:14:39.749
4 -	51.795	27.861	1:19.656 (3)	89.44	1.079	09:15:59.405
5 -	51.197	27.803	1:19.000 (2)	90.18	0.423	09:17:18.405
6 -	***50.792***	***27.785***	***1:18.577 (1)***	***90.67***		***09:18:36.982***
7 -	51.820	28.427	1:20.247	88.78	1.670	09:19:57.229

P19 152 E Sean GOLDSMITH Kawasaki ZX7R - Vanguard motorsport

IDEAL LAP TIME : 1:18.607 BEST LAP TIME : 1:18.607 DIFFERENCE : 0.000

LAP	SECTOR 1	SECTOR 2	LAP TIME	MPH	DIFF	TIME OF DAY
1 -	58.026	28.654	1:26.680	82.19	8.073	09:12:03.646
2 -	51.855	27.367	1:19.222 (3)	89.93	0.615	09:13:22.868
3 -	***51.381***	27.385	1:18.766 (2)	90.45	0.159	09:14:41.634
4 -	51.758	27.659	1:19.417	89.71	0.810	09:16:01.051
5 -	***51.381***	***27.226***	***1:18.607 (1)***	***90.63***		***09:17:19.658***
6 -	52.601	27.657	1:20.258	88.77	1.651	09:18:39.916
7 -	51.687	27.763	1:19.450	89.67	0.843	09:19:59.366

P20 17 U Jordan KILLWORTH Kawasaki ZX10R - Greenplant/BK/Rabbit

IDEAL LAP TIME : 1:18.799 BEST LAP TIME : 1:18.935 DIFFERENCE : 0.136

LAP	SECTOR 1	SECTOR 2	LAP TIME	MPH	DIFF	TIME OF DAY
1 -	57.746	29.306	1:27.052	81.84	8.117	09:12:04.699
2 -	52.731	28.330	1:21.061	87.89	2.126	09:13:25.760
3 -	51.573	27.768	1:19.341 (3)	89.79	0.406	09:14:45.101
4 -	51.241	28.143	1:19.384	89.74	0.449	09:16:04.485
5 -	51.736	28.070	1:19.806	89.27	0.871	09:17:24.291
6 -	51.267	***27.668***	***1:18.935 (1)***	***90.25***		***09:18:43.226***
7 -	***51.131***	27.865	1:18.996 (2)	90.18	0.061	09:20:02.222

BMCRC - MRO Championships 2024 - Rnd 4 @ Donington National

BMCRC Thunderbike Ultra & Extreme

QUALIFYING - SECTOR ANALYSIS

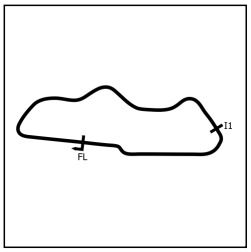

SECTOR 1 = FL to I1, SECTOR 2 = I1 to FL, DIFF = Difference To Personal Best Lap, P = Crossed Finish Line in Pit Lane, D = Time Disallowed

P21 20 U Connor SWYER SUZUKI GSXR 1000 K6 - WSC Performace & lleithyr farm & dac

IDEAL LAP TIME : 1:19.341 BEST LAP TIME : 1:19.411 DIFFERENCE : 0.070

LAP	SECTOR 1	SECTOR 2	LAP TIME	MPH	DIFF	TIME OF DAY
1 -	53.686	28.021	1:21.707	87.19	2.296	09:11:54.418
2 -	52.648	27.993	1:20.641 (3)	88.35	1.230	09:13:15.059
3 -	54.947	IN PIT	1:27.642 P	81.29	8.231	09:14:42.701
4 -	OUTLAP	27.962	2:34.387	46.14	1:14.976	09:17:17.088
5 -	51.650	***27.761***	***1:19.411 (1)***	***89.71***		***09:18:36.499***
6 -	***51.580***	27.889	1:19.469 (2)	89.65	0.058	09:19:55.968

P22 51 E Paul BEESLEY Aprilia MILLIE RSV -

IDEAL LAP TIME : 1:20.262 BEST LAP TIME : 1:20.449 DIFFERENCE : 0.187

LAP	SECTOR 1	SECTOR 2	LAP TIME	MPH	DIFF	TIME OF DAY
1 -	57.841	30.495	1:28.336	80.65	7.887	09:12:04.425
2 -	53.957	29.170	1:23.127	85.70	2.678	09:13:27.552
3 -	53.771	***28.383***	1:22.154	86.72	1.705	09:14:49.706
4 -	52.509	28.887	1:21.396	87.53	0.947	09:16:11.102
5 -	52.479	28.679	1:21.158 (3)	87.78	0.709	09:17:32.260
6 -	***51.879***	28.570	***1:20.449 (1)***	***88.56***		***09:18:52.709***
7 -	52.074	28.488	1:20.562 (2)	88.43	0.113	09:20:13.271

P23 40 U Malcolm BATE Suzuki GSXR1000K3 - Hartjay

IDEAL LAP TIME : 1:21.281 BEST LAP TIME : 1:21.281 DIFFERENCE : 0.000

LAP	SECTOR 1	SECTOR 2	LAP TIME	MPH	DIFF	TIME OF DAY
1 -	1:05.223	31.309	1:36.532	73.80	15.251	09:12:23.852
2 -	55.748	28.869	1:24.617	84.19	3.336	09:13:48.469
3 -	55.744	28.856	1:24.600 (3)	84.21	3.319	09:15:13.069
4 -	58.155	28.491	1:26.646	82.22	5.365	09:16:39.715
5 -	***53.337***	***27.944***	***1:21.281 (1)***	***87.65***		***09:18:00.996***
6 -	54.395	28.523	1:22.918 (2)	85.92	1.637	09:19:23.914

P24 910 U Michael JARVIS Suzuki GSXR 1000 -

IDEAL LAP TIME : 1:21.882 BEST LAP TIME : 1:22.008 DIFFERENCE : 0.126

LAP	SECTOR 1	SECTOR 2	LAP TIME	MPH	DIFF	TIME OF DAY
1 -	1:06.919	32.920	1:39.839	71.36	17.831	09:12:26.178
2 -	1:00.601	30.697	1:31.298	78.03	9.290	09:13:57.476
3 -	58.730	29.588	1:28.318	80.67	6.310	09:15:25.794
4 -	54.285	***28.461***	1:22.746 (2)	86.10	0.738	09:16:48.540
5 -	***53.421***	29.931	1:23.352 (3)	85.47	1.344	09:18:11.892
6 -	53.481	28.527	***1:22.008 (1)***	***86.87***		***09:19:33.900***

P25 37 E Ricky WOODS Suzuki GSXR 750 - Emma Woods

IDEAL LAP TIME : 1:22.322 BEST LAP TIME : 1:22.322 DIFFERENCE : 0.000

LAP	SECTOR 1	SECTOR 2	LAP TIME	MPH	DIFF	TIME OF DAY
1 -	1:00.523	32.084	1:32.607	76.93	10.285	09:12:13.403
2 -	56.483	29.483	1:25.966	82.87	3.644	09:13:39.369
3 -	54.799	30.156	1:24.955	83.86	2.633	09:15:04.324
4 -	***53.150***	***29.172***	***1:22.322 (1)***	***86.54***		***09:16:26.646***
5 -	53.454	29.502	1:22.956 (2)	85.88	0.634	09:17:49.602
6 -	55.380	29.766	1:25.146	83.67	2.824	09:19:14.748
7 -	54.231	29.609	1:23.840 (3)	84.97	1.518	09:20:38.588

BMCRC - MRO Championships 2024 - Rnd 4 @ Donington National

BMCRC Thunderbike Ultra & Extreme

QUALIFYING - SECTOR ANALYSIS

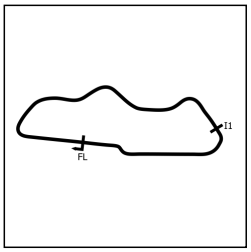

SECTOR 1 = FL to I1, SECTOR 2 = I1 to FL, DIFF = Difference To Personal Best Lap, P = Crossed Finish Line in Pit Lane, D = Time Disallowed

P26 89 E Daryl SKINNS Suzuki GSXR 750 - Indoor Climate Systems UK LTD

IDEAL LAP TIME : 1:24.326 BEST LAP TIME : 1:24.625 DIFFERENCE : 0.299

LAP	SECTOR 1	SECTOR 2	LAP TIME	MPH	DIFF	TIME OF DAY
1 -	1:04.008	31.834	1:35.842	74.33	11.217	09:12:17.115
2 -	56.480	29.638	1:26.118	82.73	1.493	09:13:43.233
3 -	56.738	29.955	1:26.693	82.18	2.068	09:15:09.926
4 -	***55.513***	29.112	***1:24.625 (1)***	***84.19***		***09:16:34.551***
5 -	55.870	***28.813***	1:24.683 **(2)**	84.13	0.058	09:17:59.234
6 -	55.870	29.018	1:24.888 **(3)**	83.92	0.263	09:19:24.122

P27 114 U Richard BATE Yamaha R1 - TEAM PSR

IDEAL LAP TIME : 1:24.463 BEST LAP TIME : 1:25.376 DIFFERENCE : 0.913

LAP	SECTOR 1	SECTOR 2	LAP TIME	MPH	DIFF	TIME OF DAY
1 -	1:05.106	32.291	1:37.397	73.15	12.021	09:12:19.616
2 -	57.772	29.615	1:27.387	81.52	2.011	09:13:47.003
3 -	56.867	***29.109***	1:25.976 **(2)**	82.86	0.600	09:15:12.979
4 -	58.008	29.985	1:27.993	80.96	2.617	09:16:40.972
5 -	56.779	29.996	1:26.775 **(3)**	82.10	1.399	09:18:07.747
6 -	***55.354***	30.022	***1:25.376 (1)***	***83.45***		***09:19:33.123***

P28 63 U Matthew WREN Suzuki GSXR - TBR performance

IDEAL LAP TIME : 1:25.402 BEST LAP TIME : 1:25.792 DIFFERENCE : 0.390

LAP	SECTOR 1	SECTOR 2	LAP TIME	MPH	DIFF	TIME OF DAY
1 -	56.380	29.412	***1:25.792 (1)***	***83.04***		***09:12:30.247***
2 -	***56.065***	IN PIT	1:30.189 **P**	78.99	4.397	09:14:00.436
3 -	OUTLAP	***29.337***	1:37.554	73.03	11.762	09:15:37.990

P29 118 E Darren CORKETT Suzuki GSXR 750 - Jackson & Phillips

IDEAL LAP TIME : 1:26.340 BEST LAP TIME : 1:27.062 DIFFERENCE : 0.722

LAP	SECTOR 1	SECTOR 2	LAP TIME	MPH	DIFF	TIME OF DAY
1 -	1:00.498	32.542	1:33.040	76.57	5.978	09:12:12.077
2 -	58.533	31.810	1:30.343	78.86	3.281	09:13:42.420
3 -	57.122	31.394	1:28.516 **(2)**	80.48	1.454	09:15:10.936
4 -	57.361	31.327	1:28.688 **(3)**	80.33	1.626	09:16:39.624
5 -	55.994	***31.068***	***1:27.062 (1)***	***81.83***		***09:18:06.686***
6 -	***55.272***	IN PIT	1:30.807 **P**	78.45	3.745	09:19:37.493

P30 88 E George PRINOS Ducati 996 - KAPPA PLANNING LTD

IDEAL LAP TIME : 1:26.957 BEST LAP TIME : 1:28.264 DIFFERENCE : 1.307

LAP	SECTOR 1	SECTOR 2	LAP TIME	MPH	DIFF	TIME OF DAY
1 -	1:06.436	33.424	1:39.860	71.34	11.596	09:12:25.661
2 -	1:00.151	31.131	1:31.282	78.05	3.018	09:13:56.943
3 -	58.933	***30.016***	1:28.949 **(3)**	80.09	0.685	09:15:25.892
4 -	***56.941***	31.564	1:28.505 **(2)**	80.49	0.241	09:16:54.397
5 -	57.830	31.331	1:29.161	79.90	0.897	09:18:23.558
6 -	57.391	30.873	***1:28.264 (1)***	***80.71***		***09:19:51.822***

BMCRC - MRO Championships 2024 - Rnd 4 @ Donington National

BMCRC Thunderbike Ultra & Extreme

QUALIFYING - BEST SECTORS

SECTOR 1

POS	NO	NAME	TIME
1	99	BUTTERWORTH	47.004
2	800	CREASEY	47.556
3	102	FEARN	48.684
4	818	SYMON	48.831
5	97	MANN	49.089
6	54	SAUNDERS	49.093
7	78	THOMAS	49.750
8	92	CALDWELL	49.952
9	77	MAY	50.097
10	23	ROSE	50.196
11	55	HORSEPALL	50.262
12	59	DENYER	50.340
13	19	DONOVAN	50.396
14	193	MACE	50.436
15	169	SMITH	50.662
16	4	KILLWORTH	50.776
17	48	WALLIS	50.792
18	85	WOOD	50.945
19	17	KILLWORTH	51.131
20	152	GOLDSMITH	51.381
21	20	SWYER	51.580
22	51	BEESLEY	51.879
23	37	WOODS	53.150
24	40	BATE	53.337
25	910	JARVIS	53.421
26	118	CORKETT	55.272
27	114	BATE	55.354
28	89	SKINNS	55.513
29	63	WREN	56.065
30	88	PRINOS	56.941

SECTOR 2

NO	NAME	TIME
99	BUTTERWORTH	24.925
800	CREASEY	25.422
97	MANN	25.768
818	SYMON	25.868
102	FEARN	25.878
54	SAUNDERS	26.139
77	MAY	26.521
78	THOMAS	26.752
92	CALDWELL	26.801
85	WOOD	26.804
23	ROSE	26.809
59	DENYER	26.818
19	DONOVAN	27.094
55	HORSEPALL	27.226
152	GOLDSMITH	27.226
169	SMITH	27.373
4	KILLWORTH	27.397
17	KILLWORTH	27.668
193	MACE	27.684
20	SWYER	27.761
48	WALLIS	27.785
40	BATE	27.944
51	BEESLEY	28.383
910	JARVIS	28.461
89	SKINNS	28.813
114	BATE	29.109
37	WOODS	29.172
63	WREN	29.337
88	PRINOS	30.016
118	CORKETT	31.068

IDEAL / BEST COMPARISON

			IDEAL	BEST	DIFF
		PERFECT LAP	1:11.929		
1	99	BUTTERWORTH	1:11.929	1:12.018	0.089
2	800	CREASEY	1:12.978	1:12.978	0.000
3	102	FEARN	1:14.562	1:14.819	0.257
4	818	SYMON	1:14.699	1:14.699	0.000
5	97	MANN	1:14.857	1:14.857	0.000
6	54	SAUNDERS	1:15.232	1:15.649	0.417
7	78	THOMAS	1:16.502	1:16.575	0.073
8	77	MAY	1:16.618	1:16.826	0.208
9	92	CALDWELL	1:16.753	1:16.958	0.205
10	23	ROSE	1:17.005	1:17.005	0.000
11	59	DENYER	1:17.158	1:17.171	0.013
12	55	HORSEPALL	1:17.488	1:17.882	0.394
13	19	DONOVAN	1:17.490	1:17.490	0.000
14	85	WOOD	1:17.749	1:17.785	0.036
15	169	SMITH	1:18.035	1:18.035	0.000
16	193	MACE	1:18.120	1:18.202	0.082
17	4	KILLWORTH	1:18.173	1:18.173	0.000
18	48	WALLIS	1:18.577	1:18.577	0.000
19	152	GOLDSMITH	1:18.607	1:18.607	0.000
20	17	KILLWORTH	1:18.799	1:18.935	0.136
21	20	SWYER	1:19.341	1:19.411	0.070
22	51	BEESLEY	1:20.262	1:20.449	0.187
23	40	BATE	1:21.281	1:21.281	0.000
24	910	JARVIS	1:21.882	1:22.008	0.126
25	37	WOODS	1:22.322	1:22.322	0.000
26	89	SKINNS	1:24.326	1:24.625	0.299
27	114	BATE	1:24.463	1:25.376	0.913
28	63	WREN	1:25.402	1:25.792	0.390
29	118	CORKETT	1:26.340	1:27.062	0.722
30	88	PRINOS	1:26.957	1:28.264	1.307

Weather / Track : Cloudy / Dry

Donington Park National: 1.9790 miles
Date: 01/06/2024 Start: 09:10 Finish: 09:19

Results can be found at www.tsl-timing.com

Printed - 09:21 Saturday, 01 June 2024

BMCRC - MRO Championships 2024 - Rnd 4 @ Donington National

BMCRC Thunderbike Ultra & Extreme

QUALIFYING - STATISTICS

Competitors Started	30
Planned Start	2024-06-01 @ 09:10:00.000
Actual Start	2024-06-01 @ 09:10:01.634
Finish Time	2024-06-01 @ 09:19:23.913
Track Length	1.9790mi.
Total Laps	192
Total Distance Covered	379.9809mi.

Session Fastest Lap History

NO	CL	NAME	LAP TIME	TIME OF DAY	LAP	VEHICLE
102	U	**James FEARN**	**1:20.397**	09:11:52.484	1	Suzuki GSXR1000
102	U	**James FEARN**	**1:16.514**	09:13:08.997	2	Suzuki GSXR1000
800	U	**Morgan CREASEY**	**1:14.858**	09:13:15.083	2	Suzuki GSXR 1000 K7
102	U	**James FEARN**	**1:14.819**	09:14:23.816	3	Suzuki GSXR1000
800	U	**Morgan CREASEY**	**1:13.886**	09:14:28.969	3	Suzuki GSXR 1000 K7
800	U	**Morgan CREASEY**	**1:12.978**	09:15:41.964	4	Suzuki GSXR 1000 K7
99	U	**Steven BUTTERWORTH**	**1:12.344**	09:18:27.246	6	Yamaha R1
99	U	**Steven BUTTERWORTH**	**1:12.018**	09:19:39.262	7	Yamaha R1

Flag History

TYPE	TIME OF DAY
GREEN	09:10:01.634
FINISH	09:19:23.913

Flag Statistics

TYPE	COUNT	TOTAL LAPS	TOTAL TIME
Green	1	7	11:22.003
Red	0	0	0.000
Safety Car	0	0	0.000
FCY	0	0	0.000

Weather / Track : Cloudy / Dry

Donington Park National: 1.9790 miles
Date: 01/06/2024 Start: 09:10 Finish: 09:19

BMCRC - MRO Championships 2024 - Rnd 4 @ Donington National

BMCRC Thunderbike Ultra & Extreme

QUALIFYING - STATISTICS

CLASS : E

12 Starters

Fastest Lap History

NO	NAME	LAP TIME	TIME OF DAY	LAP	VEHICLE
54	**Andrew SAUNDERS**	**1:21.776**	09:11:54.695	1	Suzuki GSXR 750 K1
77	**David MAY**	**1:21.495**	09:11:55.491	1	Suzuki GSXR 750 K1
54	**Andrew SAUNDERS**	**1:18.389**	09:13:13.084	2	Suzuki GSXR 750 K1
54	**Andrew SAUNDERS**	**1:15.844**	09:14:28.929	3	Suzuki GSXR 750 K1
54	**Andrew SAUNDERS**	**1:15.649**	09:17:01.347	5	Suzuki GSXR 750 K1

Weather / Track : Cloudy / Dry

Donington Park National: 1.9790 miles
Date: 01/06/2024 Start: 09:10 Finish: 09:19

BMCRC - MRO Championships 2024 - Rnd 4 @ Donington National

BMCRC Thunderbike Ultra & Extreme

QUALIFYING - STATISTICS

CLASS : U

18 Starters

Fastest Lap History

NO	NAME	LAP TIME	TIME OF DAY	LAP	VEHICLE
102	**James FEARN**	**1:20.397**	09:11:52.484	1	Suzuki GSXR1000
102	**James FEARN**	**1:16.514**	09:13:08.997	2	Suzuki GSXR1000
800	**Morgan CREASEY**	**1:14.858**	09:13:15.083	2	Suzuki GSXR 1000 K7
102	**James FEARN**	**1:14.819**	09:14:23.816	3	Suzuki GSXR1000
800	**Morgan CREASEY**	**1:13.886**	09:14:28.969	3	Suzuki GSXR 1000 K7
800	**Morgan CREASEY**	**1:12.978**	09:15:41.964	4	Suzuki GSXR 1000 K7
99	**Steven BUTTERWORTH**	**1:12.344**	09:18:27.246	6	Yamaha R1
99	**Steven BUTTERWORTH**	**1:12.018**	09:19:39.262	7	Yamaha R1

Weather / Track : Cloudy / Dry

Donington Park National: 1.9790 miles
Date: 01/06/2024 Start: 09:10 Finish: 09:19

BMCRC - MRO Championships 2024 - Rnd 4 @ Donington National

BMCRC Thunderbike Ultra & Extreme

RACE 1 - GRID (7 Laps)

ROW 11							31	117 Raymond STAGG
ROW 10	30	88 George PRINOS 1:28.264	29	118 Darren CORKETT 1:27.062	28	63 Matthew WREN 1:25.792		
ROW 9	27	114 Richard BATE 1:25.376	26	89 Daryl SKINNS 1:24.625	25	37 Ricky WOODS 1:22.322		
ROW 8	24	910 Michael JARVIS 1:22.008	23	40 Malcolm BATE 1:21.281	22	51 Paul BEESLEY 1:20.449		
ROW 7	21	20 Connor SWYER 1:19.411	20	17 Jordan KILLWORTH 1:18.935	19	152 Sean GOLDSMITH 1:18.607		
ROW 6	18	48 Shaun WALLIS 1:18.577	17	193 Michael MACE 1:18.202	16	4 Hayden KILLWORTH 1:18.173		
ROW 5	15	169 Cory SMITH 1:18.035	14	55 Dan HORSEPALL 1:17.882	13	85 Clinton WOOD 1:17.785		
ROW 4	12	19 Tyler DONOVAN 1:17.490	11	59 Andrew DENYER 1:17.171	10	23 Justin ROSE 1:17.005		
ROW 3	9	92 Tommi CALDWELL 1:16.958	8	77 David MAY 1:16.826	7	78 Jamie THOMAS 1:16.575		
ROW 2	6	54 Andrew SAUNDERS 1:15.649	5	97 Alex MANN 1:14.857	4	102 James FEARN 1:14.819		
ROW 1	3	818 Alex SYMON 1:14.699	2	800 Morgan CREASEY 1:12.978	1	99 Steven BUTTERWORTH 1:12.018		

Pole

These results are provisional until the conclusion of any judicial and technical matters.

Donington Park National: 1.9790 miles

Clerk Of Course:	Stewards:	Timekeeper: Craig Smith	

Results can be found at www.tsl-timing.com

Printed - 09:23 Saturday, 01 June 2024

BMCRC - MRO Championships 2024 - Rnd 4 @ Donington National

BMCRC Thunderbike Ultra & Extreme

RACE 1 - CLASSIFICATION

Race Distance: 7 Laps / 13.85 miles

POS	NO	CL	PIC	NAME	ENTRY	LAPS	TIME	GAP	DIFF	MPH	BEST	ON	GRD	↑↓
1	99	U	1	Steven BUTTERWORTH	Yamaha R1 -	7	8:32.197			97.10	1:11.788	4	1	0
2	800	U	2	Morgan CREASEY	Suzuki GSXR 1000 K7 - Warics Ltd	7	8:32.624	0.427	0.427	97.02	1:11.663	4	2	0
3	818	U	3	Alex SYMON	Kawasaki ZX10R - MCW	7	8:34.985	2.788	2.361	96.57	1:11.916	4	3	0
4	102	U	4	James FEARN	Suzuki GSXR1000 - Waiting for sponsorship	7	8:43.997	11.800	9.012	94.91	1:13.825	4	4	0
5	19	U	5	Tyler DONOVAN	Kawasaki ZX10R - Tinder Corp	7	8:54.034	21.837	10.037	93.13	1:14.950	2	12	7
6	78	U	6	Jamie THOMAS	Suzuki GSXR 1000 - Team RubyRacing	7	8:54.436	22.239	0.402	93.06	1:14.912	7	7	1
7	77	E	1	David MAY	Suzuki GSXR 750 K1 - Orchard cooling/ team Silver Arrows	7	8:55.152	22.955	0.716	92.93	1:15.310	7	8	1
8	97	U	7	Alex MANN	Yamaha R1 - Michael Jones Jeweller, Esprit Group, Eastgat	7	8:55.163	22.966	0.011	92.93	1:14.005	3	5	-3
9	54	E	2	Andrew SAUNDERS	Suzuki GSXR 750 K1 - Ron G & Super Sam	7	8:55.788	23.591	0.625	92.82	1:15.030	2	6	-3
10	59	U	8	Andrew DENYER	Triumph 675 - me	7	9:05.411	33.214	9.623	91.18	1:16.947	7	11	1
11	23	U	9	Justin ROSE	Yamaha R1 - J. Rose roofing services	7	9:05.611	33.414	0.200	91.15	1:16.023	7	10	-1
12	55	E	3	Dan HORSFALL	- Lucy	7	9:06.198	34.001	0.587	91.05	1:16.532	3	14	2
13	92	E	4	Tommi CALDWELL	Yamaha YZF-R6 - DART Motorsport	7	9:06.858	34.661	0.660	90.94	1:16.817	6	9	-4
14	17	U	10	Jordan KILLWORTH	Kawasaki ZX10R - Greenplant/BK/Rabbit	7	9:07.208	35.011	0.350	90.89	1:16.659	7	20	6
15	118	E	5	Darren CORKETT	Suzuki GSXR 750 - Jackson & Phillips	7	9:07.466	35.269	0.258	90.84	1:15.990	7	29	14
16	85	U	11	Clinton WOOD	Suzuki GSXR1000 - CLINTON WOOD	7	9:07.930	35.733	0.464	90.77	1:16.722	7	13	-3
17	20	U	12	Connor SWYER	SUZUKI GSXR 1000 K6 - WSC Performace & lleithyr farm &	7	9:11.082	38.885	3.152	90.25	1:17.345	5	21	4
18	4	U	13	Hayden KILLWORTH	Suzuki GSXR 1000 - GreenPlantUK - H11xy - Helmet City	7	9:11.085	38.888	0.003	90.25	1:16.857	6	16	-2
19	117	U	14	Raymond STAGG	SUZUKI GSXR 750 -	7	9:11.942	39.745	0.857	90.11	1:16.757	6	31	12
20	193	E	6	Michael MACE	-	7	9:12.218	40.021	0.276	90.06	1:17.049	6	17	-3
21	169	U	15	Cory SMITH	Suzuki K1 1000 -	7	9:12.429	40.232	0.211	90.03	1:17.084	5	15	-6
22	48	E	7	Shaun WALLIS	Yamaha R6 - MBC Despatch Racing	7	9:12.511	40.314	0.082	90.01	1:17.311	5	18	-4
23	51	E	8	Paul BEESLEY	Aprilia MILLIE RSV -	7	9:27.890	55.693	15.379	87.58	1:18.827	5	22	-1
24	910	U	16	Michael JARVIS	Suzuki GSXR 1000 -	7	9:32.859	1:00.662	4.969	86.82	1:18.518	6	24	0
25	63	U	17	Matthew WREN	Suzuki GSXR - TBR performance	7	9:33.155	1:00.958	0.296	86.77	1:17.618	6	28	3
26	89	E	9	Daryl SKINNS	Suzuki GSXR 750 - Indoor Climate Systems UK LTD	7	9:43.049	1:10.852	9.894	85.30	1:21.322	4	26	0
27	37	E	10	Ricky WOODS	Suzuki GSXR 750 - Emma Woods	6	8:31.729	1 Lap	1 Lap	83.26	1:22.083	2	25	-2
28	114	U	18	Richard BATE	Yamaha R1 - TEAM PSR	6	8:37.996	1 Lap	6.267	82.26	1:21.236	6	27	-1
29	88	E	11	George PRINOS	Ducati 996 - KAPPA PLANNING LTD	6	8:44.380	1 Lap	6.384	81.26	1:24.439	2	30	1

NOT CLASSIFIED

DNF	152	E		Sean GOLDSMITH	Kawasaki ZX7R - Vanguard motorsport	5	6:43.808	2 Laps	1 Lap	87.88	1:18.594	5	19	

FASTEST LAP

800	U	Morgan CREASEY	Suzuki GSXR 1000 K7 - Warics Ltd	4	1:11.663	99.41 mph	159.99 kph
54	E	Andrew SAUNDERS	Suzuki GSXR 750 K1 - Ron G & Super Sam	2	1:15.030	94.95 mph	152.81 kph

Comments:
Class U - 92.5% of Race Speed = 89.81 mph
Class E - 92.5% of Race Speed = 85.96 mph

Weather / Track : Cloudy / Dry
These results are provisional until the conclusion of any judicial and technical matters.

Date: 01/06/2024 Start: 11:44 Finish: 11:52
Donington Park National: 1.9790 miles

Clerk Of Course:	Stewards:	Timekeeper: Craig Smith	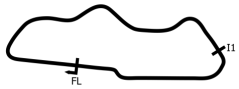

Results can be found at www.tsl-timing.com

Printed - 11:57 Saturday, 01 June 2024

BMCRC - MRO Championships 2024 - Rnd 4 @ Donington National

BMCRC Thunderbike Ultra & Extreme

RACE 1 - LAP CHART

LAP 1 @ 11:45:42.205

NO	BEHIND	LAP TIME
800		1:17.737
99	0.209	1:17.946
818	1.231	1:18.968
102	1.562	1:19.299
54	1.975	1:19.712
78	2.428	1:20.165
77	2.879	1:20.616
59	3.759	1:21.496
19	4.127	1:21.864
85	4.848	1:22.585
92	5.166	1:22.903
23	5.358	1:23.095
97	5.586	1:23.323
17	6.390	1:24.127
55	6.795	1:24.532
118	7.183	1:24.920
20	7.755	1:25.492
169	7.891	1:25.628
48	8.212	1:25.949
193	8.563	1:26.300
4	8.762	1:26.499
117	9.109	1:26.846
51	10.198	1:27.935
152	10.943	1:28.680
89	12.173	1:29.910
37	12.352	1:30.089
910	12.599	1:30.336
88	15.017	1:32.754
63	19.266	1:37.003
114	20.530	1:38.267

LAP 2 @ 11:46:55.499

NO	BEHIND	LAP TIME
99		1:13.085
800	0.043	1:13.337
818	0.779	1:12.842
102	2.346	1:14.078
54	3.711	1:15.030
78	4.123	1:14.989
77	5.327	1:15.742
19	5.783	1:14.950
59	8.172	1:17.707
85	8.315	1:16.761
97	8.402	1:16.110
23	8.915	1:16.851
92	9.776	1:17.904
55	10.036	1:16.535
17	10.692	1:17.596
118	10.926	1:17.037
20	12.063	1:17.602
169	12.299	1:17.702
48	12.811	1:17.893
117	13.744	1:17.929
4	14.157	1:18.689
193	14.890	1:19.621
51	15.848	1:18.944
152	16.324	1:18.675
37	21.141	1:22.083
89	21.893	1:23.014
910	21.992	1:22.687
88	26.162	1:24.439
63	26.971	1:20.999
114	33.725	1:26.489

LAP 3 @ 11:48:07.877

NO	BEHIND	LAP TIME
99		1:12.378
800	0.286	1:12.621
818	1.049	1:12.648
102	3.958	1:13.990
78	7.623	1:15.878
54	7.926	1:16.593
77	8.282	1:15.333
19	9.000	1:15.595
97	10.029	1:14.005
85	13.040	1:17.103
59	13.411	1:17.617
23	13.820	1:17.283
55	14.190	1:16.532
92	15.084	1:17.686
17	15.499	1:17.185
118	15.715	1:17.167
20	17.485	1:17.800
169	17.781	1:17.860
117	18.530	1:17.164
4	18.944	1:17.165
48	19.030	1:18.597
193	20.188	1:17.676
51	22.560	1:19.090
152	22.944	1:18.998
89	31.415	1:21.900
910	32.830	1:23.216
37	33.812	1:25.049
63	35.345	1:20.752
88	39.550	1:25.766
114	46.537	1:25.190

LAP 4 @ 11:49:19.665

NO	BEHIND	LAP TIME
99		1:11.788
800	0.161	1:11.663
818	1.177	1:11.916
102	5.995	1:13.825
54	12.272	1:16.134
78	12.307	1:16.472
77	12.599	1:16.105
19	12.944	1:15.732
97	13.115	1:14.874
85	18.651	1:17.399
59	19.157	1:17.534
55	19.635	1:17.233
23	19.717	1:17.685
92	20.188	1:16.892
17	20.563	1:16.852
118	20.780	1:16.853
20	23.273	1:17.576
169	23.635	1:17.642
117	24.213	1:17.471
4	24.611	1:17.455
48	24.986	1:17.744
193	25.507	1:17.107
51	29.681	1:18.909
152	30.017	1:18.861
89	40.949	1:21.322
910	41.057	1:20.015
63	42.405	1:18.848
37	46.533	1:24.509
88	54.177	1:26.415
114	57.905	1:23.156

LAP 5 @ 11:50:32.077

NO	BEHIND	LAP TIME
800		1:12.251
99	0.162	1:12.574
818	1.189	1:12.424
102	7.657	1:14.074
78	15.717	1:15.822
19	16.002	1:15.470
54	16.340	1:16.480
77	16.528	1:16.341
97	16.816	1:16.113
59	23.793	1:17.048
23	24.566	1:17.261
55	24.650	1:17.427
85	25.151	1:18.912
92	25.558	1:17.782
17	26.033	1:17.882
118	26.239	1:17.871
20	28.206	1:17.345
169	28.307	1:17.084
117	29.217	1:17.416
4	29.540	1:17.341
48	29.885	1:17.311
193	30.261	1:17.166
51	36.096	1:18.827
152	36.199	1:18.594
910	47.788	1:19.143
63	50.216	1:20.223
89	50.498	1:21.961
37	58.735	1:24.614
114	1:09.151	1:23.658
88	1:09.975	1:28.210

LAP 6 @ 11:51:44.434

NO	BEHIND	LAP TIME
99		1:12.195
800	0.326	1:12.683
818	1.372	1:12.540
102	9.705	1:14.405
19	19.062	1:15.417
78	19.558	1:16.198
77	19.876	1:15.705
97	20.222	1:15.763
54	20.583	1:16.600
59	28.498	1:17.062
55	29.055	1:16.762
23	29.622	1:17.413
92	30.018	1:16.817
17	30.583	1:16.907
85	31.242	1:18.448
118	31.510	1:17.628
20	33.281	1:17.432
117	33.617	1:16.757
169	33.802	1:17.852
4	34.040	1:16.857
193	34.953	1:17.049
48	35.220	1:17.692
51	48.328	1:24.589
910	53.949	1:18.518
63	55.477	1:17.618
89	1:01.318	1:23.177
37	1:11.763	1:25.385

LAP 7 @ 11:52:56.665

NO	BEHIND	LAP TIME
99		1:12.231
800	0.427	1:12.332
818	2.788	1:13.647
114	1 Lap	1:21.236
102	11.800	1:14.326
88	1 Lap	1:26.796
19	21.837	1:15.006
78	22.239	1:14.912
77	22.955	1:15.310
97	22.966	1:14.975
54	23.591	1:15.239
59	33.214	1:16.947
23	33.414	1:16.023
55	34.001	1:17.177
92	34.661	1:16.874
17	35.011	1:16.659
118	35.269	1:15.990
85	35.733	1:16.722
20	38.885	1:17.835
4	38.888	1:17.079
117	39.745	1:18.359
193	40.021	1:17.299
169	40.232	1:18.661
48	40.314	1:17.325
51	55.693	1:19.596
910	1:00.662	1:18.944
63	1:00.958	1:17.712
89	1:10.852	1:21.765

Weather / Track : Cloudy / Dry

Donington Park National: 1.9790 miles
Date: 01/06/2024 Start: 11:44 Finish: 11:52

Results can be found at www.tsl-timing.com

Printed - 11:57 Saturday, 01 June 2024

BMCRC - MRO Championships 2024 - Rnd 4 @ Donington National

BMCRC Thunderbike Ultra & Extreme

RACE 1 - POSITION CHART

No	Name	Lap / Pos	1	2	3	4	5	6	7
99	BUTTERWORTH	1	800	99	99	99	800	99	99
800	CREASEY	2	99	800	800	800	99	800	800
818	SYMON	3	818	818	818	818	818	818	818
102	FEARN	4	102	102	102	102	102	102	102
97	MANN	5	54	54	78	54	78	19	19
54	SAUNDERS	6	78	78	54	78	19	78	78
78	THOMAS	7	77	77	77	77	54	77	77
77	MAY	8	59	19	19	19	77	97	97
92	CALDWELL	9	19	59	97	97	97	54	54
23	ROSE	10	85	85	85	85	59	59	59
59	DENYER	11	92	97	59	59	23	55	23
19	DONOVAN	12	23	23	23	55	55	23	55
85	WOOD	13	97	92	55	23	85	92	92
55	HORSFALL	14	17	55	92	92	92	17	17
169	SMITH	15	55	17	17	17	17	85	118
4	KILLWORTH	16	118	118	118	118	118	118	85
193	MACE	17	20	20	20	20	20	20	20
48	WALLIS	18	169	169	169	169	169	117	4
152	GOLDSMITH	19	48	48	117	117	117	169	117
17	KILLWORTH	20	193	117	4	4	4	4	193
20	SWYER	21	4	4	48	48	48	193	169
51	BEESLEY	22	117	193	193	193	193	48	48
910	JARVIS	23	51	51	51	51	51	51	51
37	WOODS	24	152	152	152	152	152	910	910
89	SKINNS	25	89	37	89	89	910	63	63
114	BATE	26	37	89	910	910	63	89	89
63	WREN	27	910	910	37	63	89	37	
118	CORKETT	28	88	88	63	37	37	114	
88	PRINOS	29	63	63	88	88	114	88	
117	STAGG	30	114	114	114	114	88		

Weather / Track : Cloudy / Dry

Donington Park National: 1.9790 miles
Date: 01/06/2024 Start: 11:44 Finish: 11:52

Results can be found at www.tsl-timing.com

Printed - 11:57 Saturday, 01 June 2024

BMCRC - MRO Championships 2024 - Rnd 4 @ Donington National

BMCRC Thunderbike Ultra & Extreme

RACE 1 - SECTOR ANALYSIS

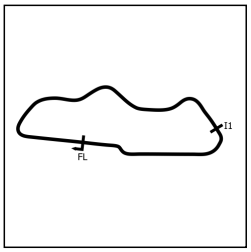

SECTOR 1 = FL to I1, SECTOR 2 = I1 to FL, DIFF = Difference To Personal Best Lap, P = Crossed Finish Line in Pit Lane, D = Time Disallowed

P1 99 U Steven BUTTERWORTH Yamaha R1 -

IDEAL LAP TIME : 1:11.774 BEST LAP TIME : 1:11.788 DIFFERENCE : 0.014

LAP	SECTOR 1	SECTOR 2	LAP TIME	MPH	DIFF	TIME OF DAY
1 -		25.886	1:17.946	91.40	6.158	11:45:42.414
2 -	47.688	25.397	1:13.085	97.48	1.297	11:46:55.499
3 -	47.289	25.089	1:12.378	98.43	0.590	11:48:07.877
4 -	***46.766***	25.022	***1:11.788*** **(1)**	***99.24***		***11:49:19.665***
5 -	47.162	25.412	1:12.574	98.17	0.786	11:50:32.239
6 -	47.000	25.195	1:12.195 **(2)**	98.68	0.407	11:51:44.434
7 -	47.223	***25.008***	1:12.231 **(3)**	98.63	0.443	11:52:56.665

P2 800 U Morgan CREASEY Suzuki GSXR 1000 K7 - Warics Ltd

IDEAL LAP TIME : 1:11.612 BEST LAP TIME : 1:11.663 DIFFERENCE : 0.051

LAP	SECTOR 1	SECTOR 2	LAP TIME	MPH	DIFF	TIME OF DAY
1 -		25.927	1:17.737	91.65	6.074	11:45:42.205
2 -	47.667	25.670	1:13.337	97.14	1.674	11:46:55.542
3 -	47.446	25.175	1:12.621	98.10	0.958	11:48:08.163
4 -	***46.539***	25.124	***1:11.663*** **(1)**	***99.41***		***11:49:19.826***
5 -	46.852	25.399	1:12.251 **(2)**	98.60	0.588	11:50:32.077
6 -	47.486	25.197	1:12.683	98.02	1.020	11:51:44.760
7 -	47.259	***25.073***	1:12.332 **(3)**	98.49	0.669	11:52:57.092

P3 818 U Alex SYMON Kawasaki ZX10R - MCW

IDEAL LAP TIME : 1:11.916 BEST LAP TIME : 1:11.916 DIFFERENCE : 0.000

LAP	SECTOR 1	SECTOR 2	LAP TIME	MPH	DIFF	TIME OF DAY
1 -		25.914	1:18.968	90.22	7.052	11:45:43.436
2 -	47.627	25.215	1:12.842	97.80	0.926	11:46:56.278
3 -	47.465	25.183	1:12.648	98.07	0.732	11:48:08.926
4 -	***46.916***	***25.000***	***1:11.916*** **(1)**	***99.06***		***11:49:20.842***
5 -	47.269	25.155	1:12.424 **(2)**	98.37	0.508	11:50:33.266
6 -	47.117	25.423	1:12.540 **(3)**	98.21	0.624	11:51:45.806
7 -	48.195	25.452	1:13.647	96.74	1.731	11:52:59.453

P4 102 U James FEARN Suzuki GSXR1000 - Waiting for sponsorship

IDEAL LAP TIME : 1:13.700 BEST LAP TIME : 1:13.825 DIFFERENCE : 0.125

LAP	SECTOR 1	SECTOR 2	LAP TIME	MPH	DIFF	TIME OF DAY
1 -		26.423	1:19.299	89.84	5.474	11:45:43.767
2 -	48.353	25.725	1:14.078	96.17	0.253	11:46:57.845
3 -	48.200	25.790	1:13.990 **(2)**	96.29	0.165	11:48:11.835
4 -	48.205	***25.620***	***1:13.825*** **(1)**	***96.50***		***11:49:25.660***
5 -	***48.080***	25.994	1:14.074 **(3)**	96.18	0.249	11:50:39.734
6 -	48.453	25.952	1:14.405	95.75	0.580	11:51:54.139
7 -	48.169	26.157	1:14.326	95.85	0.501	11:53:08.465

P5 19 U Tyler DONOVAN Kawasaki ZX10R - Tinder Corp

IDEAL LAP TIME : 1:14.836 BEST LAP TIME : 1:14.950 DIFFERENCE : 0.114

LAP	SECTOR 1	SECTOR 2	LAP TIME	MPH	DIFF	TIME OF DAY
1 -		26.455	1:21.864	87.03	6.914	11:45:46.332
2 -	***48.735***	26.215	***1:14.950*** **(1)**	***95.05***		***11:47:01.282***
3 -	49.200	26.395	1:15.595	94.24	0.645	11:48:16.877
4 -	49.062	26.670	1:15.732	94.07	0.782	11:49:32.609
5 -	49.321	26.149	1:15.470	94.40	0.520	11:50:48.079
6 -	49.194	26.223	1:15.417 **(3)**	94.46	0.467	11:52:03.496
7 -	48.905	***26.101***	1:15.006 **(2)**	94.98	0.056	11:53:18.502

Weather / Track : Cloudy / Dry

Donington Park National: 1.9790 miles
Date: 01/06/2024 Start: 11:44 Finish: 11:52

BMCRC - MRO Championships 2024 - Rnd 4 @ Donington National

BMCRC Thunderbike Ultra & Extreme

RACE 1 - SECTOR ANALYSIS

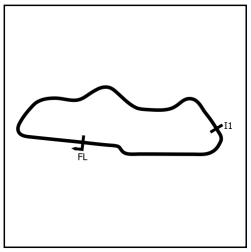

SECTOR 1 = FL to I1, SECTOR 2 = I1 to FL, DIFF = Difference To Personal Best Lap, P = Crossed Finish Line in Pit Lane, D = Time Disallowed

P6 78 U Jamie THOMAS Suzuki GSXR 1000 - Team RubyRacing

IDEAL LAP TIME : 1:14.780 BEST LAP TIME : 1:14.912 DIFFERENCE : 0.132

LAP	SECTOR 1	SECTOR 2	LAP TIME	MPH	DIFF	TIME OF DAY
1 -		26.791	1:20.165	88.87	5.253	11:45:44.633
2 -	***48.740***	26.249	1:14.989 **(2)**	95.00	0.077	11:46:59.622
3 -	49.283	26.595	1:15.878	93.89	0.966	11:48:15.500
4 -	49.627	26.845	1:16.472	93.16	1.560	11:49:31.972
5 -	49.409	26.413	1:15.822 **(3)**	93.96	0.910	11:50:47.794
6 -	49.674	26.524	1:16.198	93.50	1.286	11:52:03.992
7 -	48.872	***26.040***	***1:14.912*** **(1)**	***95.10***		***11:53:18.904***

P7 77 E David MAY Suzuki GSXR 750 K1 - Orchard cooling/ team Silver Arrows

IDEAL LAP TIME : 1:15.171 BEST LAP TIME : 1:15.310 DIFFERENCE : 0.139

LAP	SECTOR 1	SECTOR 2	LAP TIME	MPH	DIFF	TIME OF DAY
1 -		26.621	1:20.616	88.37	5.306	11:45:45.084
2 -	49.339	26.403	1:15.742	94.06	0.432	11:47:00.826
3 -	49.140	***26.193***	1:15.333 **(2)**	94.57	0.023	11:48:16.159
4 -	49.274	26.831	1:16.105	93.61	0.795	11:49:32.264
5 -	49.852	26.489	1:16.341	93.32	1.031	11:50:48.605
6 -	49.095	26.610	1:15.705 **(3)**	94.11	0.395	11:52:04.310
7 -	***48.978***	26.332	***1:15.310*** **(1)**	***94.60***		***11:53:19.620***

P8 97 U Alex MANN Yamaha R1 - Michael Jones Jeweller, Esprit Group, Eastgate C

IDEAL LAP TIME : 1:13.920 BEST LAP TIME : 1:14.005 DIFFERENCE : 0.085

LAP	SECTOR 1	SECTOR 2	LAP TIME	MPH	DIFF	TIME OF DAY
1 -		26.817	1:23.323	85.50	9.318	11:45:47.791
2 -	49.504	26.606	1:16.110	93.60	2.105	11:47:03.901
3 -	48.354	***25.651***	***1:14.005*** **(1)**	***96.27***		***11:48:17.906***
4 -	***48.269***	26.605	1:14.874 **(2)**	95.15	0.869	11:49:32.780
5 -	49.460	26.653	1:16.113	93.60	2.108	11:50:48.893
6 -	49.370	26.393	1:15.763	94.03	1.758	11:52:04.656
7 -	48.306	26.669	1:14.975 **(3)**	95.02	0.970	11:53:19.631

P9 54 E Andrew SAUNDERS Suzuki GSXR 750 K1 - Ron G & Super Sam

IDEAL LAP TIME : 1:14.987 BEST LAP TIME : 1:15.030 DIFFERENCE : 0.043

LAP	SECTOR 1	SECTOR 2	LAP TIME	MPH	DIFF	TIME OF DAY
1 -		27.055	1:19.712	89.37	4.682	11:45:44.180
2 -	***48.474***	26.556	***1:15.030*** **(1)**	***94.95***		***11:46:59.210***
3 -	49.964	26.629	1:16.593	93.01	1.563	11:48:15.803
4 -	48.969	27.165	1:16.134 **(3)**	93.58	1.104	11:49:31.937
5 -	49.691	26.789	1:16.480	93.15	1.450	11:50:48.417
6 -	49.693	26.907	1:16.600	93.01	1.570	11:52:05.017
7 -	48.726	***26.513***	1:15.239 **(2)**	94.69	0.209	11:53:20.256

P10 59 U Andrew DENYER Triumph 675 - me

IDEAL LAP TIME : 1:16.519 BEST LAP TIME : 1:16.947 DIFFERENCE : 0.428

LAP	SECTOR 1	SECTOR 2	LAP TIME	MPH	DIFF	TIME OF DAY
1 -		26.914	1:21.496	87.42	4.549	11:45:45.964
2 -	50.333	27.374	1:17.707	91.68	0.760	11:47:03.671
3 -	50.933	***26.684***	1:17.617	91.79	0.670	11:48:21.288
4 -	50.755	26.779	1:17.534	91.89	0.587	11:49:38.822
5 -	50.274	26.774	1:17.048 **(2)**	92.47	0.101	11:50:55.870
6 -	***49.835***	27.227	1:17.062 **(3)**	92.45	0.115	11:52:12.932
7 -	50.102	26.845	***1:16.947*** **(1)**	***92.59***		***11:53:29.879***

BMCRC - MRO Championships 2024 - Rnd 4 @ Donington National

BMCRC Thunderbike Ultra & Extreme

RACE 1 - SECTOR ANALYSIS

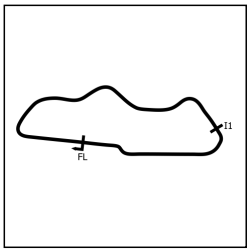

SECTOR 1 = FL to I1, SECTOR 2 = I1 to FL, DIFF = Difference To Personal Best Lap, P = Crossed Finish Line in Pit Lane, D = Time Disallowed

P11 23 U Justin ROSE — Yamaha R1 - J. Rose roofing services

IDEAL LAP TIME : 1:16.023 BEST LAP TIME : 1:16.023 DIFFERENCE : 0.000

LAP	SECTOR 1	SECTOR 2	LAP TIME	MPH	DIFF	TIME OF DAY
1 -		26.906	1:23.095	85.74	7.072	11:45:47.563
2 -	49.962	26.889	1:16.851 (2)	92.70	0.828	11:47:04.414
3 -	50.330	26.953	1:17.283	92.18	1.260	11:48:21.697
4 -	50.941	26.744	1:17.685	91.71	1.662	11:49:39.382
5 -	50.552	26.709	1:17.261 (3)	92.21	1.238	11:50:56.643
6 -	49.555	27.858	1:17.413	92.03	1.390	11:52:14.056
7 -	***49.486***	***26.537***	***1:16.023 (1)***	***93.71***		***11:53:30.079***

P12 55 E Dan HORSFALL — - Lucy

IDEAL LAP TIME : 1:16.207 BEST LAP TIME : 1:16.532 DIFFERENCE : 0.325

LAP	SECTOR 1	SECTOR 2	LAP TIME	MPH	DIFF	TIME OF DAY
1 -		27.217	1:24.532	84.28	8.000	11:45:49.000
2 -	49.799	***26.736***	1:16.535 (2)	93.08	0.003	11:47:05.535
3 -	***49.471***	27.061	***1:16.532 (1)***	***93.09***		***11:48:22.067***
4 -	50.242	26.991	1:17.233	92.24	0.701	11:49:39.300
5 -	50.501	26.926	1:17.427	92.01	0.895	11:50:56.727
6 -	49.696	27.066	1:16.762 (3)	92.81	0.230	11:52:13.489
7 -	50.152	27.025	1:17.177	92.31	0.645	11:53:30.666

P13 92 E Tommi CALDWELL — Yamaha YZF-R6 - DART Motorsport

IDEAL LAP TIME : 1:16.781 BEST LAP TIME : 1:16.817 DIFFERENCE : 0.036

LAP	SECTOR 1	SECTOR 2	LAP TIME	MPH	DIFF	TIME OF DAY
1 -		27.021	1:22.903	85.93	6.086	11:45:47.371
2 -	50.721	27.183	1:17.904	91.45	1.087	11:47:05.275
3 -	50.798	26.888	1:17.686	91.71	0.869	11:48:22.961
4 -	***49.925***	26.967	1:16.892 (3)	92.65	0.075	11:49:39.853
5 -	50.395	27.387	1:17.782	91.59	0.965	11:50:57.635
6 -	49.961	***26.856***	***1:16.817 (1)***	***92.74***		***11:52:14.452***
7 -	49.948	26.926	1:16.874 (2)	92.67	0.057	11:53:31.326

P14 17 U Jordan KILLWORTH — Kawasaki ZX10R - Greenplant/BK/Rabbit

IDEAL LAP TIME : 1:16.659 BEST LAP TIME : 1:16.659 DIFFERENCE : 0.000

LAP	SECTOR 1	SECTOR 2	LAP TIME	MPH	DIFF	TIME OF DAY
1 -		27.314	1:24.127	84.68	7.468	11:45:48.595
2 -	50.487	27.109	1:17.596	91.81	0.937	11:47:06.191
3 -	50.190	26.995	1:17.185	92.30	0.526	11:48:23.376
4 -	50.027	26.825	1:16.852 (2)	92.70	0.193	11:49:40.228
5 -	50.548	27.334	1:17.882	91.47	1.223	11:50:58.110
6 -	50.123	26.784	1:16.907 (3)	92.63	0.248	11:52:15.017
7 -	***49.924***	***26.735***	***1:16.659 (1)***	***92.93***		***11:53:31.676***

P15 118 E Darren CORKETT — Suzuki GSXR 750 - Jackson & Phillips

IDEAL LAP TIME : 1:15.990 BEST LAP TIME : 1:15.990 DIFFERENCE : 0.000

LAP	SECTOR 1	SECTOR 2	LAP TIME	MPH	DIFF	TIME OF DAY
1 -		27.714	1:24.920	83.89	8.930	11:45:49.388
2 -	49.916	27.121	1:17.037 (3)	92.48	1.047	11:47:06.425
3 -	50.137	27.030	1:17.167	92.32	1.177	11:48:23.592
4 -	49.952	26.901	1:16.853 (2)	92.70	0.863	11:49:40.445
5 -	50.545	27.326	1:17.871	91.49	1.881	11:50:58.316
6 -	50.536	27.092	1:17.628	91.77	1.638	11:52:15.944
7 -	***49.180***	***26.810***	***1:15.990 (1)***	***93.75***		***11:53:31.934***

Weather / Track : Cloudy / Dry

Donington Park National: 1.9790 miles
Date: 01/06/2024 Start: 11:44 Finish: 11:52

BMCRC - MRO Championships 2024 - Rnd 4 @ Donington National

BMCRC Thunderbike Ultra & Extreme

RACE 1 - SECTOR ANALYSIS

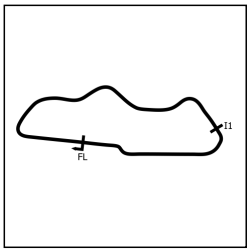

SECTOR 1 = FL to I1, SECTOR 2 = I1 to FL, DIFF = Difference To Personal Best Lap, P = Crossed Finish Line in Pit Lane, D = Time Disallowed

P16 85 U Clinton WOOD — Suzuki GSXR1000 - CLINTON WOOD

IDEAL LAP TIME : 1:16.655 BEST LAP TIME : 1:16.722 DIFFERENCE : 0.067

LAP	SECTOR 1	SECTOR 2	LAP TIME	MPH	DIFF	TIME OF DAY
1 -		26.984	1:22.585	86.27	5.863	11:45:47.053
2 -	***49.941***	26.820	1:16.761 **(2)**	92.81	0.039	11:47:03.814
3 -	50.389	***26.714***	1:17.103 **(3)**	92.40	0.381	11:48:20.917
4 -	50.627	26.772	1:17.399	92.05	0.677	11:49:38.316
5 -	51.705	27.207	1:18.912	90.28	2.190	11:50:57.228
6 -	51.311	27.137	1:18.448	90.81	1.726	11:52:15.676
7 -	***49.941***	26.781	***1:16.722*** **(1)**	***92.86***		***11:53:32.398***

P17 20 U Connor SWYER — SUZUKI GSXR 1000 K6 - WSC Performace & lleithyr farm & dac

IDEAL LAP TIME : 1:17.325 BEST LAP TIME : 1:17.345 DIFFERENCE : 0.020

LAP	SECTOR 1	SECTOR 2	LAP TIME	MPH	DIFF	TIME OF DAY
1 -		27.773	1:25.492	83.33	8.147	11:45:49.960
2 -	50.588	27.014	1:17.602	91.81	0.257	11:47:07.562
3 -	50.503	27.297	1:17.800	91.57	0.455	11:48:25.362
4 -	50.496	27.080	1:17.576 **(3)**	91.84	0.231	11:49:42.938
5 -	***50.336***	27.009	***1:17.345*** **(1)**	***92.11***		***11:51:00.283***
6 -	50.443	***26.989***	1:17.432 **(2)**	92.01	0.087	11:52:17.715
7 -	50.402	27.433	1:17.835	91.53	0.490	11:53:35.550

P18 4 U Hayden KILLWORTH — Suzuki GSXR 1000 - GreenPlantUK - H11xy - Helmet City

IDEAL LAP TIME : 1:16.685 BEST LAP TIME : 1:16.857 DIFFERENCE : 0.172

LAP	SECTOR 1	SECTOR 2	LAP TIME	MPH	DIFF	TIME OF DAY
1 -		27.900	1:26.499	82.36	9.642	11:45:50.967
2 -	51.542	27.147	1:18.689	90.54	1.832	11:47:09.656
3 -	***49.857***	27.308	1:17.165 **(3)**	92.32	0.308	11:48:26.821
4 -	50.253	27.202	1:17.455	91.98	0.598	11:49:44.276
5 -	50.272	27.069	1:17.341	92.11	0.484	11:51:01.617
6 -	50.029	***26.828***	***1:16.857*** **(1)**	***92.69***		***11:52:18.474***
7 -	50.114	26.965	1:17.079 **(2)**	92.43	0.222	11:53:35.553

P19 117 U Raymond STAGG — SUZUKI GSXR 750 -

IDEAL LAP TIME : 1:16.717 BEST LAP TIME : 1:16.757 DIFFERENCE : 0.040

LAP	SECTOR 1	SECTOR 2	LAP TIME	MPH	DIFF	TIME OF DAY
1 -		27.675	1:26.846	82.03	10.089	11:45:51.314
2 -	50.959	26.970	1:17.929	91.42	1.172	11:47:09.243
3 -	***49.920***	27.244	1:17.164 **(2)**	92.33	0.407	11:48:26.407
4 -	50.412	27.059	1:17.471	91.96	0.714	11:49:43.878
5 -	50.427	26.989	1:17.416 **(3)**	92.03	0.659	11:51:01.294
6 -	49.960	***26.797***	***1:16.757*** **(1)**	***92.82***		***11:52:18.051***
7 -	50.865	27.494	1:18.359	90.92	1.602	11:53:36.410

P20 193 E Michael MACE — -

IDEAL LAP TIME : 1:16.915 BEST LAP TIME : 1:17.049 DIFFERENCE : 0.134

LAP	SECTOR 1	SECTOR 2	LAP TIME	MPH	DIFF	TIME OF DAY
1 -		28.062	1:26.300	82.55	9.251	11:45:50.768
2 -	52.204	27.417	1:19.621	89.48	2.572	11:47:10.389
3 -	50.224	27.452	1:17.676	91.72	0.627	11:48:28.065
4 -	***49.809***	27.298	1:17.107 **(2)**	92.39	0.058	11:49:45.172
5 -	49.978	27.188	1:17.166 **(3)**	92.32	0.117	11:51:02.338
6 -	49.943	***27.106***	***1:17.049*** **(1)**	***92.46***		***11:52:19.387***
7 -	49.840	27.459	1:17.299	92.16	0.250	11:53:36.686

BMCRC - MRO Championships 2024 - Rnd 4 @ Donington National

BMCRC Thunderbike Ultra & Extreme

RACE 1 - SECTOR ANALYSIS

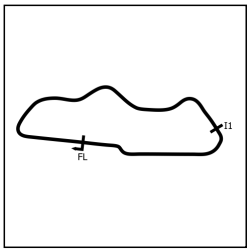

SECTOR 1 = FL to I1, SECTOR 2 = I1 to FL, DIFF = Difference To Personal Best Lap, P = Crossed Finish Line in Pit Lane, D = Time Disallowed

P21 169 U Cory SMITH Suzuki K1 1000 -

IDEAL LAP TIME : 1:17.084 BEST LAP TIME : 1:17.084 DIFFERENCE : 0.000

LAP	SECTOR 1	SECTOR 2	LAP TIME	MPH	DIFF	TIME OF DAY
1 -		28.218	1:25.628	83.20	8.544	11:45:50.096
2 -	50.820	26.882	1:17.702 (3)	91.69	0.618	11:47:07.798
3 -	50.691	27.169	1:17.860	91.50	0.776	11:48:25.658
4 -	50.739	26.903	1:17.642 (2)	91.76	0.558	11:49:43.300
5 -	***50.287***	***26.797***	***1:17.084 (1)***	***92.42***		***11:51:00.384***
6 -	50.533	27.319	1:17.852	91.51	0.768	11:52:18.236
7 -	51.211	27.450	1:18.661	90.57	1.577	11:53:36.897

P22 48 E Shaun WALLIS Yamaha R6 - MBC Despatch Racing

IDEAL LAP TIME : 1:17.126 BEST LAP TIME : 1:17.311 DIFFERENCE : 0.185

LAP	SECTOR 1	SECTOR 2	LAP TIME	MPH	DIFF	TIME OF DAY
1 -		27.778	1:25.949	82.89	8.638	11:45:50.417
2 -	50.629	27.264	1:17.893	91.46	0.582	11:47:08.310
3 -	50.450	28.147	1:18.597	90.64	1.286	11:48:26.907
4 -	50.401	27.343	1:17.744	91.64	0.433	11:49:44.651
5 -	50.104	***27.207***	***1:17.311 (1)***	***92.15***		***11:51:01.962***
6 -	***49.919***	27.773	1:17.692 (3)	91.70	0.381	11:52:19.654
7 -	49.990	27.335	1:17.325 (2)	92.13	0.014	11:53:36.979

P23 51 E Paul BEESLEY Aprilia MILLIE RSV -

IDEAL LAP TIME : 1:18.667 BEST LAP TIME : 1:18.827 DIFFERENCE : 0.160

LAP	SECTOR 1	SECTOR 2	LAP TIME	MPH	DIFF	TIME OF DAY
1 -		28.348	1:27.935	81.02	9.108	11:45:52.403
2 -	51.085	27.859	1:18.944 (3)	90.24	0.117	11:47:11.347
3 -	51.446	***27.644***	1:19.090	90.08	0.263	11:48:30.437
4 -	***51.023***	27.886	1:18.909 (2)	90.28	0.082	11:49:49.346
5 -	***51.023***	27.804	***1:18.827 (1)***	***90.38***		***11:51:08.173***
6 -	56.231	28.358	1:24.589	84.22	5.762	11:52:32.762
7 -	51.413	28.183	1:19.596	89.51	0.769	11:53:52.358

P24 910 U Michael JARVIS Suzuki GSXR 1000 -

IDEAL LAP TIME : 1:18.518 BEST LAP TIME : 1:18.518 DIFFERENCE : 0.000

LAP	SECTOR 1	SECTOR 2	LAP TIME	MPH	DIFF	TIME OF DAY
1 -		28.769	1:30.336	78.86	11.818	11:45:54.804
2 -	54.615	28.072	1:22.687	86.16	4.169	11:47:17.491
3 -	54.752	28.464	1:23.216	85.61	4.698	11:48:40.707
4 -	52.412	27.603	1:20.015	89.04	1.497	11:50:00.722
5 -	51.329	27.814	1:19.143 (3)	90.02	0.625	11:51:19.865
6 -	***51.204***	***27.314***	***1:18.518 (1)***	***90.73***		***11:52:38.383***
7 -	51.498	27.446	1:18.944 (2)	90.24	0.426	11:53:57.327

P25 63 U Matthew WREN Suzuki GSXR - TBR performance

IDEAL LAP TIME : 1:17.466 BEST LAP TIME : 1:17.618 DIFFERENCE : 0.152

LAP	SECTOR 1	SECTOR 2	LAP TIME	MPH	DIFF	TIME OF DAY
1 -		32.532	1:37.003	73.44	19.385	11:46:01.471
2 -	53.381	27.618	1:20.999	87.95	3.381	11:47:22.470
3 -	52.807	27.945	1:20.752	88.22	3.134	11:48:43.222
4 -	51.461	27.387	1:18.848 (3)	90.35	1.230	11:50:02.070
5 -	52.075	28.148	1:20.223	88.81	2.605	11:51:22.293
6 -	50.452	***27.166***	***1:17.618 (1)***	***91.79***		***11:52:39.911***
7 -	***50.300***	27.412	1:17.712 (2)	91.68	0.094	11:53:57.623

Weather / Track : Cloudy / Dry

Donington Park National: 1.9790 miles
Date: 01/06/2024 Start: 11:44 Finish: 11:52

BMCRC - MRO Championships 2024 - Rnd 4 @ Donington National

BMCRC Thunderbike Ultra & Extreme

RACE 1 - SECTOR ANALYSIS

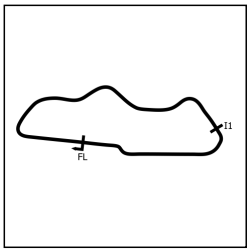

SECTOR 1 = FL to I1, SECTOR 2 = I1 to FL, DIFF = Difference To Personal Best Lap, P = Crossed Finish Line in Pit Lane, D = Time Disallowed

P26 89 E Daryl SKINNS — Suzuki GSXR 750 - Indoor Climate Systems UK LTD

IDEAL LAP TIME : 1:21.279 BEST LAP TIME : 1:21.322 DIFFERENCE : 0.043

LAP	SECTOR 1	SECTOR 2	LAP TIME	MPH	DIFF	TIME OF DAY
1 -		28.939	1:29.910	79.24	8.588	11:45:54.378
2 -	54.671	***28.343***	1:23.014	85.82	1.692	11:47:17.392
3 -	53.467	28.433	1:21.900 **(3)**	86.99	0.578	11:48:39.292
4 -	***52.936***	28.386	***1:21.322*** **(1)**	***87.61***		***11:50:00.614***
5 -	53.445	28.516	1:21.961	86.92	0.639	11:51:22.575
6 -	54.285	28.892	1:23.177	85.65	1.855	11:52:45.752
7 -	53.343	28.422	1:21.765 **(2)**	87.13	0.443	11:54:07.517

P27 37 E Ricky WOODS — Suzuki GSXR 750 - Emma Woods

IDEAL LAP TIME : 1:22.083 BEST LAP TIME : 1:22.083 DIFFERENCE : 0.000

LAP	SECTOR 1	SECTOR 2	LAP TIME	MPH	DIFF	TIME OF DAY
1 -		29.615	1:30.089	79.08	8.006	11:45:54.557
2 -	***53.339***	***28.744***	***1:22.083*** **(1)**	***86.79***		***11:47:16.640***
3 -	55.264	29.785	1:25.049	83.77	2.966	11:48:41.689
4 -	54.909	29.600	1:24.509 **(2)**	84.30	2.426	11:50:06.198
5 -	54.637	29.977	1:24.614 **(3)**	84.20	2.531	11:51:30.812
6 -	55.105	30.280	1:25.385	83.44	3.302	11:52:56.197

P28 114 U Richard BATE — Yamaha R1 - TEAM PSR

IDEAL LAP TIME : 1:21.236 BEST LAP TIME : 1:21.236 DIFFERENCE : 0.000

LAP	SECTOR 1	SECTOR 2	LAP TIME	MPH	DIFF	TIME OF DAY
1 -		29.641	1:38.267	72.50	17.031	11:46:02.735
2 -	57.156	29.333	1:26.489	82.37	5.253	11:47:29.224
3 -	56.146	29.044	1:25.190	83.63	3.954	11:48:54.414
4 -	54.468	28.688	1:23.156 **(2)**	85.67	1.920	11:50:17.570
5 -	54.311	29.347	1:23.658 **(3)**	85.16	2.422	11:51:41.228
6 -	***52.962***	***28.274***	***1:21.236*** **(1)**	***87.70***		***11:53:02.464***

P29 88 E George PRINOS — Ducati 996 - KAPPA PLANNING LTD

IDEAL LAP TIME : 1:24.439 BEST LAP TIME : 1:24.439 DIFFERENCE : 0.000

LAP	SECTOR 1	SECTOR 2	LAP TIME	MPH	DIFF	TIME OF DAY
1 -		30.089	1:32.754	76.81	8.315	11:45:57.222
2 -	***55.099***	***29.340***	***1:24.439*** **(1)**	***84.37***		***11:47:21.661***
3 -	55.508	30.258	1:25.766 **(2)**	83.07	1.327	11:48:47.427
4 -	56.697	29.718	1:26.415 **(3)**	82.44	1.976	11:50:13.842
5 -	57.519	30.691	1:28.210	80.76	3.771	11:51:42.052
6 -	56.356	30.440	1:26.796	82.08	2.357	11:53:08.848

P30 152 E Sean GOLDSMITH — Kawasaki ZX7R - Vanguard motorsport

IDEAL LAP TIME : 1:18.475 BEST LAP TIME : 1:18.594 DIFFERENCE : 0.119

LAP	SECTOR 1	SECTOR 2	LAP TIME	MPH	DIFF	TIME OF DAY
1 -		27.900	1:28.680	80.34	10.086	11:45:53.148
2 -	***51.101***	27.574	1:18.675 **(2)**	90.55	0.081	11:47:11.823
3 -	51.309	27.689	1:18.998	90.18	0.404	11:48:30.821
4 -	51.487	***27.374***	1:18.861 **(3)**	90.34	0.267	11:49:49.682
5 -	51.161	27.433	***1:18.594*** **(1)**	***90.65***		***11:51:08.276***

BMCRC - MRO Championships 2024 - Rnd 4 @ Donington National

BMCRC Thunderbike Ultra & Extreme

RACE 1 - BEST SECTORS

SECTOR 1				SECTOR 2			IDEAL / BEST COMPARISON					
POS	NO	NAME	TIME	NO	NAME	TIME	POS	NO	NAME	IDEAL	BEST	DIFF
									PERFECT LAP	1:11.539		
1	800	CREASEY	46.539	818	SYMON	25.000	1	800	CREASEY	1:11.612	1:11.663	0.051
2	99	BUTTERWORTH	46.766	99	BUTTERWORTH	25.008	2	99	BUTTERWORTH	1:11.774	1:11.788	0.014
3	818	SYMON	46.916	800	CREASEY	25.073	3	818	SYMON	1:11.916	1:11.916	0.000
4	102	FEARN	48.080	102	FEARN	25.620	4	102	FEARN	1:13.700	1:13.825	0.125
5	97	MANN	48.269	97	MANN	25.651	5	97	MANN	1:13.920	1:14.005	0.085
6	54	SAUNDERS	48.474	78	THOMAS	26.040	6	78	THOMAS	1:14.780	1:14.912	0.132
7	19	DONOVAN	48.735	19	DONOVAN	26.101	7	19	DONOVAN	1:14.836	1:14.950	0.114
8	78	THOMAS	48.740	77	MAY	26.193	8	54	SAUNDERS	1:14.987	1:15.030	0.043
9	77	MAY	48.978	54	SAUNDERS	26.513	9	77	MAY	1:15.171	1:15.310	0.139
10	118	CORKETT	49.180	23	ROSE	26.537	10	118	CORKETT	1:15.990	1:15.990	0.000
11	55	HORSFALL	49.471	59	DENYER	26.684	11	23	ROSE	1:16.023	1:16.023	0.000
12	23	ROSE	49.486	85	WOOD	26.714	12	55	HORSFALL	1:16.207	1:16.532	0.325
13	193	MACE	49.809	17	KILLWORTH	26.735	13	59	DENYER	1:16.519	1:16.947	0.428
14	59	DENYER	49.835	55	HORSFALL	26.736	14	85	WOOD	1:16.655	1:16.722	0.067
15	4	KILLWORTH	49.857	117	STAGG	26.797	15	17	KILLWORTH	1:16.659	1:16.659	0.000
16	48	WALLIS	49.919	169	SMITH	26.797	16	4	KILLWORTH	1:16.685	1:16.857	0.172
17	117	STAGG	49.920	118	CORKETT	26.810	17	117	STAGG	1:16.717	1:16.757	0.040
18	17	KILLWORTH	49.924	4	KILLWORTH	26.828	18	92	CALDWELL	1:16.781	1:16.817	0.036
19	92	CALDWELL	49.925	92	CALDWELL	26.856	19	193	MACE	1:16.915	1:17.049	0.134
20	85	WOOD	49.941	20	SWYER	26.989	20	169	SMITH	1:17.084	1:17.084	0.000
21	169	SMITH	50.287	193	MACE	27.106	21	48	WALLIS	1:17.126	1:17.311	0.185
22	63	WREN	50.300	63	WREN	27.166	22	20	SWYER	1:17.325	1:17.345	0.020
23	20	SWYER	50.336	48	WALLIS	27.207	23	63	WREN	1:17.466	1:17.618	0.152
24	51	BEESLEY	51.023	910	JARVIS	27.314	24	152	GOLDSMITH	1:18.475	1:18.594	0.119
25	152	GOLDSMITH	51.101	152	GOLDSMITH	27.374	25	910	JARVIS	1:18.518	1:18.518	0.000
26	910	JARVIS	51.204	51	BEESLEY	27.644	26	51	BEESLEY	1:18.667	1:18.827	0.160
27	89	SKINNS	52.936	114	BATE	28.274	27	114	BATE	1:21.236	1:21.236	0.000
28	114	BATE	52.962	89	SKINNS	28.343	28	89	SKINNS	1:21.279	1:21.322	0.043
29	37	WOODS	53.339	37	WOODS	28.744	29	37	WOODS	1:22.083	1:22.083	0.000
30	88	PRINOS	55.099	88	PRINOS	29.340	30	88	PRINOS	1:24.439	1:24.439	0.000

Weather / Track : Cloudy / Dry

Donington Park National: 1.9790 miles
Date: 01/06/2024 Start: 11:44 Finish: 11:52

Results can be found at www.tsl-timing.com

Printed - 11:57 Saturday, 01 June 2024

BMCRC - MRO Championships 2024 - Rnd 4 @ Donington National

BMCRC Thunderbike Ultra & Extreme

RACE 1 - STATISTICS

Competitors Started	30
Planned Start	2024-06-01 @ 11:25:00.000
Actual Start	2024-06-01 @ 11:44:24.467
Finish Time	2024-06-01 @ 11:52:56.196
Track Length	1.9790mi.
Total Laps	205
Total Distance Covered	405.7087mi.

Session Fastest Lap History

NO	CL	NAME	LAP TIME	TIME OF DAY	LAP	VEHICLE
99	U	**Steven BUTTERWORTH**	**1:13.085**	11:46:55.515	2	Yamaha R1
818	U	**Alex SYMON**	**1:12.842**	11:46:56.284	2	Kawasaki ZX10R
99	U	**Steven BUTTERWORTH**	**1:12.378**	11:48:07.892	3	Yamaha R1
99	U	**Steven BUTTERWORTH**	**1:11.788**	11:49:19.681	4	Yamaha R1
800	U	**Morgan CREASEY**	**1:11.663**	11:49:19.842	4	Suzuki GSXR 1000 K7

Session Leader History

NO	CL	NAME	FROM LAP	LAPS LED	DISTANCE	VEHICLE
800	U	**Morgan CREASEY**	1	1	1.94 miles	Suzuki GSXR 1000 K7
99	U	**Steven BUTTERWORTH**	2	3	5.93 miles	Yamaha R1
800	U	**Morgan CREASEY**	5	1	1.97 miles	Suzuki GSXR 1000 K7
99	U	**Steven BUTTERWORTH**	6	2	3.95 miles	Yamaha R1

Flag History

TYPE	TIME OF DAY
GREEN	11:44:24.467
FINISH	11:52:56.196

Flag Statistics

TYPE	COUNT	TOTAL LAPS	TOTAL TIME
Green	1	7	9:52.702
Red	0	0	0.000
Safety Car	0	0	0.000
FCY	0	0	0.000

Weather / Track : Cloudy / Dry

Donington Park National: 1.9790 miles
Date: 01/06/2024 Start: 11:44 Finish: 11:52

BMCRC - MRO Championships 2024 - Rnd 4 @ Donington National

BMCRC Thunderbike Ultra & Extreme

RACE 1 - STATISTICS

CLASS : E

12 Starters

Fastest Lap History

NO	NAME	LAP TIME	TIME OF DAY	LAP	VEHICLE
54	**Andrew SAUNDERS**	**1:15.030**	11:46:59.218	2	Suzuki GSXR 750 K1

Leader History

NO	NAME	FROM LAP	LAPS LED	DISTANCE	VEHICLE
54	**Andrew SAUNDERS**	1	5	9.85 miles	Suzuki GSXR 750 K1
77	**David MAY**	6	2	3.95 miles	Suzuki GSXR 750 K1

Weather / Track : Cloudy / Dry

Donington Park National: 1.9790 miles
Date: 01/06/2024 Start: 11:44 Finish: 11:52

BMCRC - MRO Championships 2024 - Rnd 4 @ Donington National

BMCRC Thunderbike Ultra & Extreme

RACE 1 - STATISTICS

CLASS : U

18 Starters

Fastest Lap History

NO	NAME	LAP TIME	TIME OF DAY	LAP	VEHICLE
99	**Steven BUTTERWORTH**	**1:13.085**	11:46:55.515	2	Yamaha R1
818	**Alex SYMON**	**1:12.842**	11:46:56.284	2	Kawasaki ZX10R
99	**Steven BUTTERWORTH**	**1:12.378**	11:48:07.892	3	Yamaha R1
99	**Steven BUTTERWORTH**	**1:11.788**	11:49:19.681	4	Yamaha R1
800	**Morgan CREASEY**	**1:11.663**	11:49:19.842	4	Suzuki GSXR 1000 K7

Leader History

NO	NAME	FROM LAP	LAPS LED	DISTANCE	VEHICLE
800	**Morgan CREASEY**	1	1	1.94 miles	Suzuki GSXR 1000 K7
99	**Steven BUTTERWORTH**	2	3	5.93 miles	Yamaha R1
800	**Morgan CREASEY**	5	1	1.97 miles	Suzuki GSXR 1000 K7
99	**Steven BUTTERWORTH**	6	2	3.95 miles	Yamaha R1

Weather / Track : Cloudy / Dry

Donington Park National: 1.9790 miles
Date: 01/06/2024 Start: 11:44 Finish: 11:52

BMCRC - MRO Championships 2024 - Rnd 4 @ Donington National

BMCRC Thunderbike Ultra & Extreme

RACE 11 - GRID (7 Laps)

ROW 11							31	40 Malcolm BATE
ROW 10	30	88 George PRINOS 1:24.439	29	37 Ricky WOODS 1:22.083	28	89 Daryl SKINNS 1:21.322		
ROW 9	27	114 Richard BATE 1:21.236	26	51 Paul BEESLEY 1:18.827	25	152 Sean GOLDSMITH 1:18.594		
ROW 8	24	910 Michael JARVIS 1:18.518	23	63 Matthew WREN 1:17.618	22	20 Connor SWYER 1:17.345		
ROW 7	21	48 Shaun WALLIS 1:17.311	20	169 Cory SMITH 1:17.084	19	193 Michael MACE 1:17.049		
ROW 6	18	59 Andrew DENYER 1:16.947	17	4 Hayden KILLWORTH 1:16.857	16	92 Tommi CALDWELL 1:16.817		
ROW 5	15	117 Raymond STAGG 1:16.757	14	85 Clinton WOOD 1:16.722	13	17 Jordan KILLWORTH 1:16.659		
ROW 4	12	55 Dan HORSFALL 1:16.532	11	23 Justin ROSE 1:16.023	10	118 Darren CORKETT 1:15.990		
ROW 3	9	77 David MAY 1:15.310	8	54 Andrew SAUNDERS 1:15.030	7	19 Tyler DONOVAN 1:14.950		
ROW 2	6	78 Jamie THOMAS 1:14.912	5	97 Alex MANN 1:14.005	4	102 James FEARN 1:13.825		
ROW 1	3	818 Alex SYMON 1:11.916	2	99 Steven BUTTERWORTH 1:11.788	1	800 Morgan CREASEY 1:11.663		

Pole

These results are provisional until the conclusion of any judicial and technical matters.

Donington Park National: 1.9790 miles

Clerk Of Course:	Stewards:	Timekeeper: Craig Smith	

Results can be found at www.tsl-timing.com

Printed - 11:59 Saturday, 01 June 2024

BMCRC - MRO Championships 2024 - Rnd 4 @ Donington National

BMCRC Thunderbike Ultra & Extreme

RACE 11 - CLASSIFICATION

Race Distance: 6 Laps / 11.87 miles

POS	NO	CL	PIC	NAME	ENTRY	LAPS	TIME	GAP	DIFF	MPH	BEST	ON	GRD	↑↓
1	99	U	1	Steven BUTTERWORTH	Yamaha R1 -	6	7:16.005			97.73	1:11.399	5	2	1
2	800	U	2	Morgan CREASEY	Suzuki GSXR 1000 K7 - Warics Ltd	6	7:19.247	3.242	3.242	97.00	1:11.449	3	1	-1
3	818	U	3	Alex SYMON	Kawasaki ZX10R - MCW	6	7:22.244	6.239	2.997	96.35	1:12.206	3	3	0
4	102	U	4	James FEARN	Suzuki GSXR1000 - Waiting for sponsorship	6	7:22.650	6.645	0.406	96.26	1:12.708	4	4	0
5	19	U	5	Tyler DONOVAN	Kawasaki ZX10R - Tinder Corp	6	7:34.552	18.547	11.902	93.74	1:14.810	2	7	2
6	54	E	1	Andrew SAUNDERS	Suzuki GSXR 750 K1 - Ron G & Super Sam	6	7:34.727	18.722	0.175	93.70	1:14.779	3	8	2
7	118	E	2	Darren CORKETT	Suzuki GSXR 750 - Jackson & Phillips	6	7:34.974	18.969	0.247	93.65	1:14.727	4	10	3
8	78	U	6	Jamie THOMAS	Suzuki GSXR 1000 - Team RubyRacing	6	7:36.229	20.224	1.255	93.39	1:14.919	6	6	-2
9	77	E	3	David MAY	Suzuki GSXR 750 K1 - Orchard cooling/ team Silver Arrows	6	7:36.801	20.796	0.572	93.28	1:14.847	5	9	0
10	97	U	7	Alex MANN	Yamaha R1 - Michael Jones Jeweller, Esprit Group, Eastgat	6	7:37.441	21.436	0.640	93.15	1:14.111	6	5	-5
11	23	U	8	Justin ROSE	Yamaha R1 - J. Rose roofing services	6	7:44.744	28.739	7.303	91.68	1:16.341	5	11	0
12	59	U	9	Andrew DENYER	Triumph 675 - me	6	7:47.655	31.650	2.911	91.11	1:16.540	6	18	6
13	17	U	10	Jordan KILLWORTH	Kawasaki ZX10R - Greenplant/BK/Rabbit	6	7:49.710	33.705	2.055	90.71	1:17.406	6	13	0
14	117	U	11	Raymond STAGG	SUZUKI GSXR 750 -	6	7:49.785	33.780	0.075	90.70	1:16.227	5	15	1
15	169	U	12	Cory SMITH	Suzuki K1 1000 -	6	7:50.039	34.034	0.254	90.65	1:16.565	6	20	5
16	85	U	13	Clinton WOOD	Suzuki GSXR1000 - CLINTON WOOD	6	7:50.406	34.401	0.367	90.58	1:17.188	6	14	-2
17	63	U	14	Matthew WREN	Suzuki GSXR - TBR performance	6	7:50.426	34.421	0.020	90.58	1:16.680	6	23	6
18	55	E	4	Dan HORSFALL	- Lucy	6	7:53.299	37.294	2.873	90.03	1:16.628	6	12	-6
19	4	U	15	Hayden KILLWORTH	Suzuki GSXR 1000 - GreenPlantUK - H11xy - Helmet City	6	7:53.863	37.858	0.564	89.92	1:16.138	4	17	-2
20	193	E	5	Michael MACE	-	6	8:01.194	45.189	7.331	88.55	1:17.227	6	19	-1
21	20	U	16	Connor SWYER	SUZUKI GSXR 1000 K6 - WSC Performace & lleithyr farm &	6	8:02.252	46.247	1.058	88.35	1:18.111	5	22	1
22	114	U	17	Richard BATE	Yamaha R1 - TEAM PSR	6	8:06.279	50.274	4.027	87.62	1:19.573	4	27	5
23	152	E	6	Sean GOLDSMITH	Kawasaki ZX7R - Vanguard motorsport	6	8:06.909	50.904	0.630	87.51	1:19.803	2	25	2
24	51	E	7	Paul BEESLEY	Aprilia MILLIE RSV -	6	8:08.289	52.284	1.380	87.26	1:18.856	6	26	2
25	910	U	18	Michael JARVIS	Suzuki GSXR 1000 -	6	8:30.548	1:14.543	22.259	83.46	1:20.350	5	24	-1
26	89	E	8	Daryl SKINNS	Suzuki GSXR 750 - Indoor Climate Systems UK LTD	6	8:39.143	1:23.138	8.595	82.08	1:24.278	2	28	2
27	37	E	9	Ricky WOODS	Suzuki GSXR 750 - Emma Woods	5	7:21.615	1 Lap	1 Lap	80.35	1:26.267	4	29	2
28	88	E	10	George PRINOS	Ducati 996 - KAPPA PLANNING LTD	5	7:22.564	1 Lap	0.949	80.18	1:26.460	2	30	2

NOT CLASSIFIED

DNF	48	E		Shaun WALLIS	Yamaha R6 - MBC Despatch Racing	3	4:48.104	3 Laps	2 Laps	73.71	1:17.656	2	21	
DNF	92	E		Tommi CALDWELL	Yamaha YZF-R6 - DART Motorsport	2	2:40.718	4 Laps	1 Lap	87.81	1:17.302	2	16	

FASTEST LAP

99	U	Steven BUTTERWORTH	Yamaha R1 -	5	1:11.399	99.78 mph	160.59 kph
118	E	Darren CORKETT	Suzuki GSXR 750 - Jackson & Phillips	4	1:14.727	95.34 mph	153.43 kph

Comments:
Class U - 92.5% of Race Speed = 90.40 mph
Class E - 92.5% of Race Speed = 86.67 mph

Weather / Track : /
These results are provisional until the conclusion of any judicial and technical matters.

Date: 01/06/2024 Start: 15:59 Finish: 16:06
Donington Park National: 1.9790 miles

Clerk Of Course:	Stewards:	Timekeeper: Craig Smith	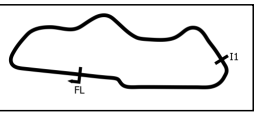

Results can be found at www.tsl-timing.com

Printed - 16:08 Saturday, 01 June 2024

BMCRC - MRO Championships 2024 - Rnd 4 @ Donington National

BMCRC Thunderbike Ultra & Extreme

RACE 11 - LAP CHART

LAP 1 @ 16:00:33.469

NO	BEHIND	LAP TIME
99		1:16.228
800	0.932	1:17.160
818	1.198	1:17.426
102	1.518	1:17.746
54	2.052	1:18.280
19	2.427	1:18.655
118	3.573	1:19.801
77	3.601	1:19.829
78	4.411	1:20.639
23	5.066	1:21.294
17	5.897	1:22.125
85	6.398	1:22.626
59	6.689	1:22.917
97	6.810	1:23.038
92	7.188	1:23.416
169	7.504	1:23.732
63	7.785	1:24.013
117	8.311	1:24.539
48	8.833	1:25.061
152	9.229	1:25.457
20	10.227	1:26.455
193	10.385	1:26.613
4	10.515	1:26.743
55	10.754	1:26.982
114	11.454	1:27.682
51	11.960	1:28.188
89	14.750	1:30.978
88	17.030	1:33.258
37	17.304	1:33.532
910	21.817	1:38.045

LAP 2 @ 16:01:45.457

NO	BEHIND	LAP TIME
99		1:11.988
800	0.953	1:12.009
818	1.996	1:12.786
102	2.449	1:12.919
19	5.249	1:14.810
54	5.538	1:15.474
118	7.056	1:15.471
77	7.475	1:15.862
78	7.557	1:15.134
23	9.723	1:16.645
97	10.896	1:16.074
17	11.319	1:17.410
85	12.089	1:17.679
59	12.114	1:17.413
92	12.502	1:17.302
169	12.534	1:17.018
117	13.248	1:16.925
63	13.503	1:17.706
48	14.501	1:17.656
55	17.004	1:18.238
152	17.044	1:19.803
20	18.101	1:19.862
193	18.206	1:19.809
4	18.282	1:19.755
114	19.198	1:19.732
51	20.600	1:20.628
89	27.040	1:24.278
88	31.502	1:26.460
37	31.695	1:26.379
910	32.834	1:23.005

LAP 3 @ 16:02:57.506

NO	BEHIND	LAP TIME
99		1:12.049
800	0.353	1:11.449
818	2.153	1:12.206
102	3.171	1:12.771
19	8.075	1:14.875
54	8.268	1:14.779
118	9.903	1:14.896
78	10.644	1:15.136
77	11.186	1:15.760
97	13.845	1:14.998
23	14.194	1:16.520
17	16.736	1:17.466
59	17.050	1:16.985
85	17.508	1:17.468
169	17.720	1:17.235
117	18.397	1:17.198
63	18.438	1:16.984
55	22.251	1:17.296
4	24.206	1:17.973
152	24.880	1:19.885
20	25.879	1:19.827
193	26.161	1:20.004
114	27.001	1:19.852
51	29.068	1:20.517
89	42.498	1:27.507
910	46.654	1:25.869
88	47.696	1:28.243
37	48.566	1:28.920
48	1:07.839	2:05.387 **P**

LAP 4 @ 16:04:09.516

NO	BEHIND	LAP TIME
99		1:12.010
800	0.554	1:12.211
818	3.236	1:13.093
102	3.869	1:12.708
19	11.800	1:15.735
54	11.932	1:15.674
118	12.620	1:14.727
78	14.028	1:15.394
77	14.426	1:15.250
97	16.577	1:14.742
23	19.079	1:16.895
59	22.147	1:17.107
17	22.571	1:17.845
85	23.112	1:17.614
169	23.366	1:17.656
117	24.183	1:17.796
63	24.565	1:18.137
55	27.531	1:17.290
4	28.334	1:16.138
20	33.183	1:19.314
152	33.488	1:20.618
193	33.571	1:19.420
114	34.564	1:19.573
51	37.393	1:20.335
89	57.104	1:26.616
910	57.218	1:22.574
37	1:02.823	1:26.267
88	1:03.452	1:27.766

LAP 5 @ 16:05:20.915

NO	BEHIND	LAP TIME
99		1:11.399
800	2.835	1:13.680
818	5.197	1:13.360
102	5.723	1:13.253
19	15.682	1:15.281
54	15.868	1:15.335
118	16.543	1:15.322
78	17.636	1:15.007
77	17.874	1:14.847
97	19.656	1:14.478
23	24.021	1:16.341
59	27.441	1:16.693
17	28.630	1:17.458
117	29.011	1:16.227
85	29.544	1:17.831
169	29.800	1:17.833
63	30.072	1:16.906
55	32.997	1:16.865
4	33.425	1:16.490
20	39.895	1:18.111
193	40.293	1:18.121
114	42.790	1:19.625
152	43.080	1:20.991
51	45.759	1:19.765
910	1:06.169	1:20.350
89	1:10.781	1:25.076

LAP 6 @ 16:06:33.246

NO	BEHIND	LAP TIME
99		1:12.331
800	3.242	1:12.738
37	1 Lap	1:26.517
818	6.239	1:13.373
88	1 Lap	1:26.837
102	6.645	1:13.253
19	18.547	1:15.196
54	18.722	1:15.185
118	18.969	1:14.757
78	20.224	1:14.919
77	20.796	1:15.253
97	21.436	1:14.111
23	28.739	1:17.049
59	31.650	1:16.540
17	33.705	1:17.406
117	33.780	1:17.100
169	34.034	1:16.565
85	34.401	1:17.188
63	34.421	1:16.680
55	37.294	1:16.628
4	37.858	1:16.764
193	45.189	1:17.227
20	46.247	1:18.683
114	50.274	1:19.815
152	50.904	1:20.155
51	52.284	1:18.856
910	1:14.543	1:20.705
89	1:23.138	1:24.688

Weather / Track : /

Donington Park National: 1.9790 miles
Date: 01/06/2024 Start: 15:59 Finish: 16:06

Results can be found at www.tsl-timing.com

Printed - 16:08 Saturday, 01 June 2024

BMCRC - MRO Championships 2024 - Rnd 4 @ Donington National

BMCRC Thunderbike Ultra & Extreme

RACE 11 - POSITION CHART

No	Name	Lap / Pos	1	2	3	4	5	6
800	CREASEY	1	99	99	99	99	99	99
99	BUTTERWORTH	2	800	800	800	800	800	800
818	SYMON	3	818	818	818	818	818	818
102	FEARN	4	102	102	102	102	102	102
97	MANN	5	54	19	19	19	19	19
78	THOMAS	6	19	54	54	54	54	54
19	DONOVAN	7	118	118	118	118	118	118
54	SAUNDERS	8	77	77	78	78	78	78
77	MAY	9	78	78	77	77	77	77
118	CORKETT	10	23	23	97	97	97	97
23	ROSE	11	17	97	23	23	23	23
55	HORSFALL	12	85	17	17	59	59	59
17	KILLWORTH	13	59	85	59	17	17	17
85	WOOD	14	97	59	85	85	117	117
117	STAGG	15	92	92	169	169	85	169
92	CALDWELL	16	169	169	117	117	169	85
4	KILLWORTH	17	63	117	63	63	63	63
59	DENYER	18	117	63	55	55	55	55
193	MACE	19	48	48	4	4	4	4
169	SMITH	20	152	55	152	20	20	193
48	WALLIS	21	20	152	20	152	193	20
20	SWYER	22	193	20	193	193	114	114
63	WREN	23	4	193	114	114	152	152
910	JARVIS	24	55	4	51	51	51	51
152	GOLDSMITH	25	114	114	89	89	910	910
51	BEESLEY	26	51	51	910	910	89	89
114	BATE	27	89	89	88	37	37	
89	SKINNS	28	88	88	37	88	88	
37	WOODS	29	37	37	*48*			
88	PRINOS	30	910	910				

Weather / Track : /

Donington Park National: 1.9790 miles
Date: 01/06/2024 Start: 15:59 Finish: 16:06

Results can be found at www.tsl-timing.com

Printed - 16:08 Saturday, 01 June 2024

BMCRC - MRO Championships 2024 - Rnd 4 @ Donington National

BMCRC Thunderbike Ultra & Extreme

RACE 11 - SECTOR ANALYSIS

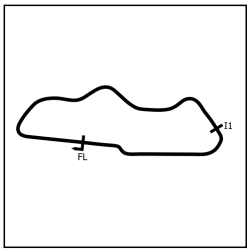

SECTOR 1 = FL to I1, SECTOR 2 = I1 to FL, DIFF = Difference To Personal Best Lap, P = Crossed Finish Line in Pit Lane, D = Time Disallowed

P1 99 U Steven BUTTERWORTH Yamaha R1 -

IDEAL LAP TIME : 1:11.399 BEST LAP TIME : 1:11.399 DIFFERENCE : 0.000

LAP	SECTOR 1	SECTOR 2	LAP TIME	MPH	DIFF	TIME OF DAY
1 -		25.243	1:16.228	93.46	4.829	16:00:33.469
2 -	46.967	25.021	1:11.988 (2)	98.96	0.589	16:01:45.457
3 -	47.054	24.995	1:12.049	98.88	0.650	16:02:57.506
4 -	46.921	25.089	1:12.010 (3)	98.93	0.611	16:04:09.516
5 -	***46.523***	***24.876***	***1:11.399 (1)***	***99.78***		***16:05:20.915***
6 -	47.090	25.241	1:12.331	98.50	0.932	16:06:33.246

P2 800 U Morgan CREASEY Suzuki GSXR 1000 K7 - Warics Ltd

IDEAL LAP TIME : 1:11.449 BEST LAP TIME : 1:11.449 DIFFERENCE : 0.000

LAP	SECTOR 1	SECTOR 2	LAP TIME	MPH	DIFF	TIME OF DAY
1 -		25.537	1:17.160	92.33	5.711	16:00:34.401
2 -	46.908	25.101	1:12.009 (2)	98.94	0.560	16:01:46.410
3 -	***46.611***	***24.838***	***1:11.449 (1)***	***99.71***		***16:02:57.859***
4 -	46.901	25.310	1:12.211 (3)	98.66	0.762	16:04:10.070
5 -	48.507	25.173	1:13.680	96.69	2.231	16:05:23.750
6 -	46.916	25.822	1:12.738	97.94	1.289	16:06:36.488

P3 818 U Alex SYMON Kawasaki ZX10R - MCW

IDEAL LAP TIME : 1:12.206 BEST LAP TIME : 1:12.206 DIFFERENCE : 0.000

LAP	SECTOR 1	SECTOR 2	LAP TIME	MPH	DIFF	TIME OF DAY
1 -		25.701	1:17.426	92.01	5.220	16:00:34.667
2 -	47.599	25.187	1:12.786 (2)	97.88	0.580	16:01:47.453
3 -	***47.135***	***25.071***	***1:12.206 (1)***	***98.67***		***16:02:59.659***
4 -	47.828	25.265	1:13.093 (3)	97.47	0.887	16:04:12.752
5 -	47.948	25.412	1:13.360	97.11	1.154	16:05:26.112
6 -	47.885	25.488	1:13.373	97.10	1.167	16:06:39.485

P4 102 U James FEARN Suzuki GSXR1000 - Waiting for sponsorship

IDEAL LAP TIME : 1:12.386 BEST LAP TIME : 1:12.708 DIFFERENCE : 0.322

LAP	SECTOR 1	SECTOR 2	LAP TIME	MPH	DIFF	TIME OF DAY
1 -		25.548	1:17.746	91.63	5.038	16:00:34.987
2 -	47.535	25.384	1:12.919 (3)	97.70	0.211	16:01:47.906
3 -	***47.240***	25.531	1:12.771 (2)	97.90	0.063	16:03:00.677
4 -	47.562	***25.146***	***1:12.708 (1)***	***97.98***		***16:04:13.385***
5 -	47.902	25.351	1:13.253	97.26	0.545	16:05:26.638
6 -	47.656	25.597	1:13.253	97.26	0.545	16:06:39.891

P5 19 U Tyler DONOVAN Kawasaki ZX10R - Tinder Corp

IDEAL LAP TIME : 1:14.653 BEST LAP TIME : 1:14.810 DIFFERENCE : 0.157

LAP	SECTOR 1	SECTOR 2	LAP TIME	MPH	DIFF	TIME OF DAY
1 -		25.979	1:18.655	90.58	3.845	16:00:35.896
2 -	***48.719***	26.091	***1:14.810 (1)***	***95.23***		***16:01:50.706***
3 -	48.941	***25.934***	1:14.875 (2)	95.15	0.065	16:03:05.581
4 -	49.335	26.400	1:15.735	94.07	0.925	16:04:21.316
5 -	49.077	26.204	1:15.281	94.64	0.471	16:05:36.597
6 -	48.859	26.337	1:15.196 (3)	94.74	0.386	16:06:51.793

P6 54 E Andrew SAUNDERS Suzuki GSXR 750 K1 - Ron G & Super Sam

IDEAL LAP TIME : 1:14.779 BEST LAP TIME : 1:14.779 DIFFERENCE : 0.000

LAP	SECTOR 1	SECTOR 2	LAP TIME	MPH	DIFF	TIME OF DAY
1 -		25.932	1:18.280	91.01	3.501	16:00:35.521
2 -	49.286	26.188	1:15.474	94.39	0.695	16:01:50.995
3 -	***48.864***	***25.915***	***1:14.779 (1)***	***95.27***		***16:03:05.774***
4 -	49.341	26.333	1:15.674	94.14	0.895	16:04:21.448
5 -	49.105	26.230	1:15.335 (3)	94.57	0.556	16:05:36.783
6 -	48.931	26.254	1:15.185 (2)	94.76	0.406	16:06:51.968

Weather / Track : Cloudy / Dry

Donington Park National: 1.9790 miles
Date: 01/06/2024 Start: 15:59 Finish: 16:06

BMCRC - MRO Championships 2024 - Rnd 4 @ Donington National

BMCRC Thunderbike Ultra & Extreme

RACE 11 - SECTOR ANALYSIS

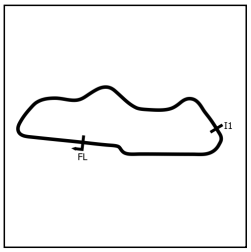

SECTOR 1 = FL to I1, SECTOR 2 = I1 to FL, DIFF = Difference To Personal Best Lap, P = Crossed Finish Line in Pit Lane, D = Time Disallowed

P7 118 E Darren CORKETT — Suzuki GSXR 750 - Jackson & Phillips

IDEAL LAP TIME : 1:14.356 BEST LAP TIME : 1:14.727 DIFFERENCE : 0.371

LAP	SECTOR 1	SECTOR 2	LAP TIME	MPH	DIFF	TIME OF DAY
1 -		26.413	1:19.801	89.27	5.074	16:00:37.042
2 -	***48.276***	27.195	1:15.471	94.40	0.744	16:01:52.513
3 -	48.695	26.201	1:14.896 **(3)**	95.12	0.169	16:03:07.409
4 -	48.647	***26.080***	***1:14.727*** **(1)**	***95.34***		***16:04:22.136***
5 -	49.096	26.226	1:15.322	94.58	0.595	16:05:37.458
6 -	48.610	26.147	1:14.757 **(2)**	95.30	0.030	16:06:52.215

P8 78 U Jamie THOMAS — Suzuki GSXR 1000 - Team RubyRacing

IDEAL LAP TIME : 1:14.843 BEST LAP TIME : 1:14.919 DIFFERENCE : 0.076

LAP	SECTOR 1	SECTOR 2	LAP TIME	MPH	DIFF	TIME OF DAY
1 -		26.554	1:20.639	88.35	5.720	16:00:37.880
2 -	48.986	26.148	1:15.134 **(3)**	94.82	0.215	16:01:53.014
3 -	48.836	26.300	1:15.136	94.82	0.217	16:03:08.150
4 -	49.001	26.393	1:15.394	94.49	0.475	16:04:23.544
5 -	***48.714***	26.293	1:15.007 **(2)**	94.98	0.088	16:05:38.551
6 -	48.790	***26.129***	***1:14.919*** **(1)**	***95.09***		***16:06:53.470***

P9 77 E David MAY — Suzuki GSXR 750 K1 - Orchard cooling/ team Silver Arrows

IDEAL LAP TIME : 1:14.775 BEST LAP TIME : 1:14.847 DIFFERENCE : 0.072

LAP	SECTOR 1	SECTOR 2	LAP TIME	MPH	DIFF	TIME OF DAY
1 -		26.602	1:19.829	89.24	4.982	16:00:37.070
2 -	***48.832***	27.030	1:15.862	93.91	1.015	16:01:52.932
3 -	49.271	26.489	1:15.760	94.04	0.913	16:03:08.692
4 -	49.050	26.200	1:15.250 **(2)**	94.67	0.403	16:04:23.942
5 -	48.904	***25.943***	***1:14.847*** **(1)**	***95.18***		***16:05:38.789***
6 -	48.939	26.314	1:15.253 **(3)**	94.67	0.406	16:06:54.042

P10 97 U Alex MANN — Yamaha R1 - Michael Jones Jeweller, Esprit Group, Eastgate C

IDEAL LAP TIME : 1:14.111 BEST LAP TIME : 1:14.111 DIFFERENCE : 0.000

LAP	SECTOR 1	SECTOR 2	LAP TIME	MPH	DIFF	TIME OF DAY
1 -		26.656	1:23.038	85.79	8.927	16:00:40.279
2 -	49.493	26.581	1:16.074	93.65	1.963	16:01:56.353
3 -	48.835	26.163	1:14.998	94.99	0.887	16:03:11.351
4 -	48.840	25.902	1:14.742 **(3)**	95.32	0.631	16:04:26.093
5 -	48.501	25.977	1:14.478 **(2)**	95.66	0.367	16:05:40.571
6 -	***48.253***	***25.858***	***1:14.111*** **(1)**	***96.13***		***16:06:54.682***

P11 23 U Justin ROSE — Yamaha R1 - J. Rose roofing services

IDEAL LAP TIME : 1:16.322 BEST LAP TIME : 1:16.341 DIFFERENCE : 0.019

LAP	SECTOR 1	SECTOR 2	LAP TIME	MPH	DIFF	TIME OF DAY
1 -		26.560	1:21.294	87.63	4.953	16:00:38.535
2 -	50.097	***26.548***	1:16.645 **(3)**	92.95	0.304	16:01:55.180
3 -	49.820	26.700	1:16.520 **(2)**	93.10	0.179	16:03:11.700
4 -	50.160	26.735	1:16.895	92.65	0.554	16:04:28.595
5 -	***49.774***	26.567	***1:16.341*** **(1)**	***93.32***		***16:05:44.936***
6 -	50.240	26.809	1:17.049	92.46	0.708	16:07:01.985

P12 59 U Andrew DENYER — Triumph 675 - me

IDEAL LAP TIME : 1:16.540 BEST LAP TIME : 1:16.540 DIFFERENCE : 0.000

LAP	SECTOR 1	SECTOR 2	LAP TIME	MPH	DIFF	TIME OF DAY
1 -		26.748	1:22.917	85.92	6.377	16:00:40.158
2 -	50.666	26.747	1:17.413	92.03	0.873	16:01:57.571
3 -	50.035	26.950	1:16.985 **(3)**	92.54	0.445	16:03:14.556
4 -	50.427	26.680	1:17.107	92.39	0.567	16:04:31.663
5 -	50.128	26.565	1:16.693 **(2)**	92.89	0.153	16:05:48.356
6 -	***49.997***	***26.543***	***1:16.540*** **(1)**	***93.08***		***16:07:04.896***

Weather / Track : Cloudy / Dry

Donington Park National: 1.9790 miles
Date: 01/06/2024 Start: 15:59 Finish: 16:06

BMCRC - MRO Championships 2024 - Rnd 4 @ Donington National

BMCRC Thunderbike Ultra & Extreme

RACE 11 - SECTOR ANALYSIS

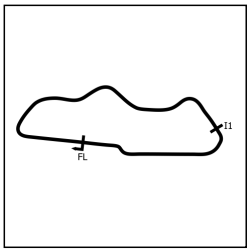

SECTOR 1 = FL to I1, SECTOR 2 = I1 to FL, DIFF = Difference To Personal Best Lap, P = Crossed Finish Line in Pit Lane, D = Time Disallowed

P13 17 U Jordan KILLWORTH Kawasaki ZX10R - Greenplant/BK/Rabbit

IDEAL LAP TIME : 1:17.105 BEST LAP TIME : 1:17.406 DIFFERENCE : 0.301

LAP	SECTOR 1	SECTOR 2	LAP TIME	MPH	DIFF	TIME OF DAY
1 -		***26.987***	1:22.125	86.75	4.719	16:00:39.366
2 -	50.210	27.200	1:17.410 **(2)**	92.03	0.004	16:01:56.776
3 -	***50.118***	27.348	1:17.466	91.97	0.060	16:03:14.242
4 -	50.760	27.085	1:17.845	91.52	0.439	16:04:32.087
5 -	50.415	27.043	1:17.458 **(3)**	91.98	0.052	16:05:49.545
6 -	50.174	27.232	***1:17.406*** **(1)**	***92.04***		***16:07:06.951***

P14 117 U Raymond STAGG SUZUKI GSXR 750 -

IDEAL LAP TIME : 1:16.113 BEST LAP TIME : 1:16.227 DIFFERENCE : 0.114

LAP	SECTOR 1	SECTOR 2	LAP TIME	MPH	DIFF	TIME OF DAY
1 -		27.493	1:24.539	84.27	8.312	16:00:41.780
2 -	50.417	***26.508***	1:16.925 **(2)**	92.61	0.698	16:01:58.705
3 -	50.133	27.065	1:17.198	92.29	0.971	16:03:15.903
4 -	51.190	26.606	1:17.796	91.58	1.569	16:04:33.699
5 -	***49.605***	26.622	***1:16.227*** **(1)**	***93.46***		***16:05:49.926***
6 -	50.155	26.945	1:17.100 **(3)**	92.40	0.873	16:07:07.026

P15 169 U Cory SMITH Suzuki K1 1000 -

IDEAL LAP TIME : 1:16.364 BEST LAP TIME : 1:16.565 DIFFERENCE : 0.201

LAP	SECTOR 1	SECTOR 2	LAP TIME	MPH	DIFF	TIME OF DAY
1 -		27.019	1:23.732	85.08	7.167	16:00:40.973
2 -	50.146	26.872	1:17.018 **(2)**	92.50	0.453	16:01:57.991
3 -	50.474	26.761	1:17.235 **(3)**	92.24	0.670	16:03:15.226
4 -	50.991	26.665	1:17.656	91.74	1.091	16:04:32.882
5 -	51.310	***26.523***	1:17.833	91.53	1.268	16:05:50.715
6 -	***49.841***	26.724	***1:16.565*** **(1)**	***93.05***		***16:07:07.280***

P16 85 U Clinton WOOD Suzuki GSXR1000 - CLINTON WOOD

IDEAL LAP TIME : 1:17.053 BEST LAP TIME : 1:17.188 DIFFERENCE : 0.135

LAP	SECTOR 1	SECTOR 2	LAP TIME	MPH	DIFF	TIME OF DAY
1 -		26.881	1:22.626	86.22	5.438	16:00:39.867
2 -	***50.439***	27.240	1:17.679	91.71	0.491	16:01:57.546
3 -	50.540	26.928	1:17.468 **(2)**	91.96	0.280	16:03:15.014
4 -	50.788	26.826	1:17.614 **(3)**	91.79	0.426	16:04:32.628
5 -	51.201	26.630	1:17.831	91.53	0.643	16:05:50.459
6 -	50.574	***26.614***	***1:17.188*** **(1)**	***92.30***		***16:07:07.647***

P17 63 U Matthew WREN Suzuki GSXR - TBR performance

IDEAL LAP TIME : 1:16.243 BEST LAP TIME : 1:16.680 DIFFERENCE : 0.437

LAP	SECTOR 1	SECTOR 2	LAP TIME	MPH	DIFF	TIME OF DAY
1 -		27.289	1:24.013	84.80	7.333	16:00:41.254
2 -	51.278	26.428	1:17.706	91.68	1.026	16:01:58.960
3 -	***50.128***	26.856	1:16.984 **(3)**	92.54	0.304	16:03:15.944
4 -	51.169	26.968	1:18.137	91.18	1.457	16:04:34.081
5 -	50.425	26.481	1:16.906 **(2)**	92.64	0.226	16:05:50.987
6 -	50.565	***26.115***	***1:16.680*** **(1)**	***92.91***		***16:07:07.667***

P18 55 E Dan HORSFALL - Lucy

IDEAL LAP TIME : 1:16.607 BEST LAP TIME : 1:16.628 DIFFERENCE : 0.021

LAP	SECTOR 1	SECTOR 2	LAP TIME	MPH	DIFF	TIME OF DAY
1 -		27.971	1:26.982	81.90	10.354	16:00:44.223
2 -	50.998	27.240	1:18.238	91.06	1.610	16:02:02.461
3 -	50.190	27.106	1:17.296	92.17	0.668	16:03:19.757
4 -	50.119	27.171	1:17.290 **(3)**	92.18	0.662	16:04:37.047
5 -	***49.929***	26.936	1:16.865 **(2)**	92.69	0.237	16:05:53.912
6 -	49.950	***26.678***	***1:16.628*** **(1)**	***92.97***		***16:07:10.540***

Weather / Track : Cloudy / Dry

Donington Park National: 1.9790 miles
Date: 01/06/2024 Start: 15:59 Finish: 16:06

BMCRC - MRO Championships 2024 - Rnd 4 @ Donington National

BMCRC Thunderbike Ultra & Extreme

RACE 11 - SECTOR ANALYSIS

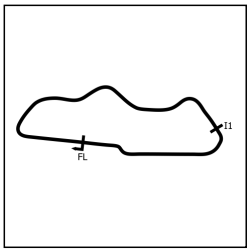

SECTOR 1 = FL to I1, SECTOR 2 = I1 to FL, DIFF = Difference To Personal Best Lap, P = Crossed Finish Line in Pit Lane, D = Time Disallowed

P19 4 U Hayden KILLWORTH Suzuki GSXR 1000 - GreenPlantUK - H11xy - Helmet City

IDEAL LAP TIME : 1:16.138 BEST LAP TIME : 1:16.138 DIFFERENCE : 0.000

LAP	SECTOR 1	SECTOR 2	LAP TIME	MPH	DIFF	TIME OF DAY
1 -		27.999	1:26.743	82.13	10.605	16:00:43.984
2 -	51.720	28.035	1:19.755	89.33	3.617	16:02:03.739
3 -	51.110	26.863	1:17.973	91.37	1.835	16:03:21.712
4 -	***49.654***	***26.484***	***1:16.138 (1)***	***93.57***		***16:04:37.850***
5 -	49.660	26.830	1:16.490 **(2)**	93.14	0.352	16:05:54.340
6 -	50.078	26.686	1:16.764 **(3)**	92.81	0.626	16:07:11.104

P20 193 E Michael MACE -

IDEAL LAP TIME : 1:17.227 BEST LAP TIME : 1:17.227 DIFFERENCE : 0.000

LAP	SECTOR 1	SECTOR 2	LAP TIME	MPH	DIFF	TIME OF DAY
1 -		28.163	1:26.613	82.25	9.386	16:00:43.854
2 -	52.171	27.638	1:19.809	89.27	2.582	16:02:03.663
3 -	52.518	27.486	1:20.004	89.05	2.777	16:03:23.667
4 -	51.827	27.593	1:19.420 **(3)**	89.70	2.193	16:04:43.087
5 -	50.780	27.341	1:18.121 **(2)**	91.20	0.894	16:06:01.208
6 -	***50.151***	***27.076***	***1:17.227 (1)***	***92.25***		***16:07:18.435***

P21 20 U Connor SWYER SUZUKI GSXR 1000 K6 - WSC Performace & lleithyr farm & dac

IDEAL LAP TIME : 1:18.111 BEST LAP TIME : 1:18.111 DIFFERENCE : 0.000

LAP	SECTOR 1	SECTOR 2	LAP TIME	MPH	DIFF	TIME OF DAY
1 -		28.029	1:26.455	82.40	8.344	16:00:43.696
2 -	51.800	28.062	1:19.862	89.21	1.751	16:02:03.558
3 -	52.380	27.447	1:19.827	89.25	1.716	16:03:23.385
4 -	51.805	27.509	1:19.314 **(3)**	89.82	1.203	16:04:42.699
5 -	***50.870***	***27.241***	***1:18.111 (1)***	***91.21***		***16:06:00.810***
6 -	51.227	27.456	1:18.683 **(2)**	90.54	0.572	16:07:19.493

P22 114 U Richard BATE Yamaha R1 - TEAM PSR

IDEAL LAP TIME : 1:18.929 BEST LAP TIME : 1:19.573 DIFFERENCE : 0.644

LAP	SECTOR 1	SECTOR 2	LAP TIME	MPH	DIFF	TIME OF DAY
1 -		27.800	1:27.682	81.25	8.109	16:00:44.923
2 -	52.021	27.711	1:19.732 **(3)**	89.35	0.159	16:02:04.655
3 -	52.522	***27.330***	1:19.852	89.22	0.279	16:03:24.507
4 -	52.075	27.498	***1:19.573 (1)***	***89.53***		***16:04:44.080***
5 -	***51.599***	28.026	1:19.625 **(2)**	89.47	0.052	16:06:03.705
6 -	51.784	28.031	1:19.815	89.26	0.242	16:07:23.520

P23 152 E Sean GOLDSMITH Kawasaki ZX7R - Vanguard motorsport

IDEAL LAP TIME : 1:19.617 BEST LAP TIME : 1:19.803 DIFFERENCE : 0.186

LAP	SECTOR 1	SECTOR 2	LAP TIME	MPH	DIFF	TIME OF DAY
1 -		***27.761***	1:25.457	83.37	5.654	16:00:42.698
2 -	***51.856***	27.947	***1:19.803 (1)***	***89.27***		***16:02:02.501***
3 -	51.978	27.907	1:19.885 **(2)**	89.18	0.082	16:03:22.386
4 -	52.543	28.075	1:20.618	88.37	0.815	16:04:43.004
5 -	52.462	28.529	1:20.991	87.96	1.188	16:06:03.995
6 -	52.314	27.841	1:20.155 **(3)**	88.88	0.352	16:07:24.150

P24 51 E Paul BEESLEY Aprilia MILLIE RSV -

IDEAL LAP TIME : 1:18.856 BEST LAP TIME : 1:18.856 DIFFERENCE : 0.000

LAP	SECTOR 1	SECTOR 2	LAP TIME	MPH	DIFF	TIME OF DAY
1 -		28.684	1:28.188	80.78	9.332	16:00:45.429
2 -	52.664	27.964	1:20.628	88.36	1.772	16:02:06.057
3 -	52.577	27.940	1:20.517	88.48	1.661	16:03:26.574
4 -	52.451	27.884	1:20.335 **(3)**	88.68	1.479	16:04:46.909
5 -	51.791	27.974	1:19.765 **(2)**	89.32	0.909	16:06:06.674
6 -	***51.214***	***27.642***	***1:18.856 (1)***	***90.35***		***16:07:25.530***

Weather / Track : Cloudy / Dry

Donington Park National: 1.9790 miles
Date: 01/06/2024 Start: 15:59 Finish: 16:06

BMCRC - MRO Championships 2024 - Rnd 4 @ Donington National

BMCRC Thunderbike Ultra & Extreme

RACE 11 - SECTOR ANALYSIS

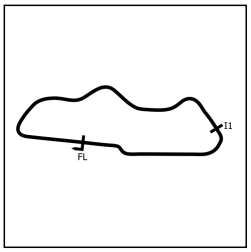

SECTOR 1 = FL to I1, SECTOR 2 = I1 to FL, DIFF = Difference To Personal Best Lap, P = Crossed Finish Line in Pit Lane, D = Time Disallowed

P25 910 U Michael JARVIS Suzuki GSXR 1000 -

IDEAL LAP TIME : 1:20.350 BEST LAP TIME : 1:20.350 DIFFERENCE : 0.000

LAP	SECTOR 1	SECTOR 2	LAP TIME	MPH	DIFF	TIME OF DAY
1 -		29.635	1:38.045	72.66	17.695	16:00:55.286
2 -	53.988	29.017	1:23.005	85.83	2.655	16:02:18.291
3 -	56.536	29.333	1:25.869	82.97	5.519	16:03:44.160
4 -	53.900	28.674	1:22.574 (3)	86.28	2.224	16:05:06.734
5 -	***52.582***	***27.768***	***1:20.350 (1)***	***88.67***		***16:06:27.084***
6 -	52.614	28.091	1:20.705 (2)	88.28	0.355	16:07:47.789

P26 89 E Daryl SKINNS Suzuki GSXR 750 - Indoor Climate Systems UK LTD

IDEAL LAP TIME : 1:23.860 BEST LAP TIME : 1:24.278 DIFFERENCE : 0.418

LAP	SECTOR 1	SECTOR 2	LAP TIME	MPH	DIFF	TIME OF DAY
1 -		28.989	1:30.978	78.31	6.700	16:00:48.219
2 -	***55.265***	29.013	***1:24.278 (1)***	***84.53***		***16:02:12.497***
3 -	58.403	29.104	1:27.507	81.41	3.229	16:03:40.004
4 -	57.640	28.976	1:26.616	82.25	2.338	16:05:06.620
5 -	55.820	29.256	1:25.076 (3)	83.74	0.798	16:06:31.696
6 -	56.093	***28.595***	1:24.688 (2)	84.12	0.410	16:07:56.384

P27 37 E Ricky WOODS Suzuki GSXR 750 - Emma Woods

IDEAL LAP TIME : 1:25.607 BEST LAP TIME : 1:26.267 DIFFERENCE : 0.660

LAP	SECTOR 1	SECTOR 2	LAP TIME	MPH	DIFF	TIME OF DAY
1 -		32.623	1:33.532	76.17	7.265	16:00:50.773
2 -	56.596	***29.783***	1:26.379 (2)	82.48	0.112	16:02:17.152
3 -	58.021	30.899	1:28.920	80.12	2.653	16:03:46.072
4 -	56.440	29.827	***1:26.267 (1)***	***82.58***		***16:05:12.339***
5 -	***55.824***	30.693	1:26.517 (3)	82.34	0.250	16:06:38.856

P28 88 E George PRINOS Ducati 996 - KAPPA PLANNING LTD

IDEAL LAP TIME : 1:26.457 BEST LAP TIME : 1:26.460 DIFFERENCE : 0.003

LAP	SECTOR 1	SECTOR 2	LAP TIME	MPH	DIFF	TIME OF DAY
1 -		29.967	1:33.258	76.39	6.798	16:00:50.499
2 -	56.630	***29.830***	***1:26.460 (1)***	***82.40***		***16:02:16.959***
3 -	57.703	30.540	1:28.243	80.73	1.783	16:03:45.202
4 -	57.407	30.359	1:27.766 (3)	81.17	1.306	16:05:12.968
5 -	***56.627***	30.210	1:26.837 (2)	82.04	0.377	16:06:39.805

P29 48 E Shaun WALLIS Yamaha R6 - MBC Despatch Racing

IDEAL LAP TIME : 1:17.656 BEST LAP TIME : 1:17.656 DIFFERENCE : 0.000

LAP	SECTOR 1	SECTOR 2	LAP TIME	MPH	DIFF	TIME OF DAY
1 -		27.770	1:25.061	83.75	7.405	16:00:42.302
2 -	***50.610***	***27.046***	***1:17.656 (1)***	***91.74***		***16:01:59.958***
3 -	1:13.236	IN PIT	2:05.387 P	56.82	47.731	16:04:05.345

P30 92 E Tommi CALDWELL Yamaha YZF-R6 - DART Motorsport

IDEAL LAP TIME : 1:17.030 BEST LAP TIME : 1:17.302 DIFFERENCE : 0.272

LAP	SECTOR 1	SECTOR 2	LAP TIME	MPH	DIFF	TIME OF DAY
1 -		***27.051***	1:23.416	85.41	6.114	16:00:40.657
2 -	***49.979***	27.323	***1:17.302 (1)***	***92.16***		***16:01:57.959***

BMCRC - MRO Championships 2024 - Rnd 4 @ Donington National

BMCRC Thunderbike Ultra & Extreme

RACE 11 - BEST SECTORS

SECTOR 1				SECTOR 2			IDEAL / BEST COMPARISON					
POS	NO	NAME	TIME	NO	NAME	TIME	POS	NO	NAME	IDEAL	BEST	DIFF
									PERFECT LAP	1:11.361		
1	99	BUTTERWORTH	46.523	800	CREASEY	24.838	1	99	BUTTERWORTH	1:11.399	1:11.399	0.000
2	800	CREASEY	46.611	99	BUTTERWORTH	24.876	2	800	CREASEY	1:11.449	1:11.449	0.000
3	818	SYMON	47.135	818	SYMON	25.071	3	818	SYMON	1:12.206	1:12.206	0.000
4	102	FEARN	47.240	102	FEARN	25.146	4	102	FEARN	1:12.386	1:12.708	0.322
5	97	MANN	48.253	97	MANN	25.858	5	97	MANN	1:14.111	1:14.111	0.000
6	118	CORKETT	48.276	54	SAUNDERS	25.915	6	118	CORKETT	1:14.356	1:14.727	0.371
7	78	THOMAS	48.714	19	DONOVAN	25.934	7	19	DONOVAN	1:14.653	1:14.810	0.157
8	19	DONOVAN	48.719	77	MAY	25.943	8	77	MAY	1:14.775	1:14.847	0.072
9	77	MAY	48.832	118	CORKETT	26.080	9	54	SAUNDERS	1:14.779	1:14.779	0.000
10	54	SAUNDERS	48.864	63	WREN	26.115	10	78	THOMAS	1:14.843	1:14.919	0.076
11	117	STAGG	49.605	78	THOMAS	26.129	11	117	STAGG	1:16.113	1:16.227	0.114
12	4	KILLWORTH	49.654	4	KILLWORTH	26.484	12	4	KILLWORTH	1:16.138	1:16.138	0.000
13	23	ROSE	49.774	117	STAGG	26.508	13	63	WREN	1:16.243	1:16.680	0.437
14	169	SMITH	49.841	169	SMITH	26.523	14	23	ROSE	1:16.322	1:16.341	0.019
15	55	HORSFALL	49.929	59	DENYER	26.543	15	169	SMITH	1:16.364	1:16.565	0.201
16	92	CALDWELL	49.979	23	ROSE	26.548	16	59	DENYER	1:16.540	1:16.540	0.000
17	59	DENYER	49.997	85	WOOD	26.614	17	55	HORSFALL	1:16.607	1:16.628	0.021
18	17	KILLWORTH	50.118	55	HORSFALL	26.678	18	92	CALDWELL	1:17.030	1:17.302	0.272
19	63	WREN	50.128	17	KILLWORTH	26.987	19	85	WOOD	1:17.053	1:17.188	0.135
20	193	MACE	50.151	48	WALLIS	27.046	20	17	KILLWORTH	1:17.105	1:17.406	0.301
21	85	WOOD	50.439	92	CALDWELL	27.051	21	193	MACE	1:17.227	1:17.227	0.000
22	48	WALLIS	50.610	193	MACE	27.076	22	48	WALLIS	1:17.656	1:17.656	0.000
23	20	SWYER	50.870	20	SWYER	27.241	23	20	SWYER	1:18.111	1:18.111	0.000
24	51	BEESLEY	51.214	114	BATE	27.330	24	51	BEESLEY	1:18.856	1:18.856	0.000
25	114	BATE	51.599	51	BEESLEY	27.642	25	114	BATE	1:18.929	1:19.573	0.644
26	152	GOLDSMITH	51.856	152	GOLDSMITH	27.761	26	152	GOLDSMITH	1:19.617	1:19.803	0.186
27	910	JARVIS	52.582	910	JARVIS	27.768	27	910	JARVIS	1:20.350	1:20.350	0.000
28	89	SKINNS	55.265	89	SKINNS	28.595	28	89	SKINNS	1:23.860	1:24.278	0.418
29	37	WOODS	55.824	37	WOODS	29.783	29	37	WOODS	1:25.607	1:26.267	0.660
30	88	PRINOS	56.627	88	PRINOS	29.830	30	88	PRINOS	1:26.457	1:26.460	0.003

Weather / Track : /

Donington Park National: 1.9790 miles
Date: 01/06/2024 Start: 15:59 Finish: 16:06

Results can be found at www.tsl-timing.com

Printed - 16:08 Saturday, 01 June 2024

BMCRC - MRO Championships 2024 - Rnd 4 @ Donington National

BMCRC Thunderbike Ultra & Extreme

RACE 11 - STATISTICS

Competitors Started	30
Planned Start	2024-06-01 @ 15:30:00.000
Actual Start	2024-06-01 @ 15:59:17.240
Finish Time	2024-06-01 @ 16:06:33.245
Track Length	1.9790mi.
Total Laps	171
Total Distance Covered	338.4204mi.

Session Fastest Lap History

NO	CL	NAME	LAP TIME	TIME OF DAY	LAP	VEHICLE
99	U	**Steven BUTTERWORTH**	**1:11.988**	16:01:45.473	2	Yamaha R1
800	U	**Morgan CREASEY**	**1:11.449**	16:02:57.877	3	Suzuki GSXR 1000 K7
99	U	**Steven BUTTERWORTH**	**1:11.399**	16:05:20.930	5	Yamaha R1

Session Leader History

NO	CL	NAME	FROM LAP	LAPS LED	DISTANCE	VEHICLE
99	U	**Steven BUTTERWORTH**	1	6	11.83 miles	Yamaha R1

Flag History

TYPE	TIME OF DAY
GREEN	15:59:17.240
FINISH	16:06:33.245

Flag Statistics

TYPE	COUNT	TOTAL LAPS	TOTAL TIME
Green	1	6	8:46.969
Red	0	0	0.000
Safety Car	0	0	0.000
FCY	0	0	0.000

Weather / Track : Cloudy / Dry

Donington Park National: 1.9790 miles
Date: 01/06/2024 Start: 15:59 Finish: 16:06

BMCRC - MRO Championships 2024 - Rnd 4 @ Donington National

BMCRC Thunderbike Ultra & Extreme

RACE 11 - STATISTICS

CLASS : E

12 Starters

Fastest Lap History

NO	NAME	LAP TIME	TIME OF DAY	LAP	VEHICLE
54	**Andrew SAUNDERS**	**1:15.474**	16:01:51.003	2	Suzuki GSXR 750 K1
118	**Darren CORKETT**	**1:15.471**	16:01:52.524	2	Suzuki GSXR 750
54	**Andrew SAUNDERS**	**1:14.779**	16:03:05.781	3	Suzuki GSXR 750 K1
118	**Darren CORKETT**	**1:14.727**	16:04:22.146	4	Suzuki GSXR 750

Leader History

NO	NAME	FROM LAP	LAPS LED	DISTANCE	VEHICLE
54	**Andrew SAUNDERS**	1	6	11.83 miles	Suzuki GSXR 750 K1

Weather / Track : Cloudy / Dry

Donington Park National: 1.9790 miles
Date: 01/06/2024 Start: 15:59 Finish: 16:06

BMCRC - MRO Championships 2024 - Rnd 4 @ Donington National

BMCRC Thunderbike Ultra & Extreme

RACE 11 - STATISTICS

CLASS : U

18 Starters

Fastest Lap History

NO	NAME	LAP TIME	TIME OF DAY	LAP	VEHICLE
99	**Steven BUTTERWORTH**	**1:11.988**	16:01:45.473	2	Yamaha R1
800	**Morgan CREASEY**	**1:11.449**	16:02:57.877	3	Suzuki GSXR 1000 K7
99	**Steven BUTTERWORTH**	**1:11.399**	16:05:20.930	5	Yamaha R1

Leader History

NO	NAME	FROM LAP	LAPS LED	DISTANCE	VEHICLE
99	**Steven BUTTERWORTH**	1	6	11.83 miles	Yamaha R1

BMCRC - MRO Championships 2024 - Rnd 4 @ Donington National

BMCRC Thunderbike Ultra & Extreme

RACE 1 - GRID (10 Laps)

ROW 11								31	40 Malcolm BATE
ROW 10	30	88 George PRINOS 1:26.460	29	37 Ricky WOODS 1:26.267	28	89 Daryl SKINNS 1:24.278			
ROW 9	27	910 Michael JARVIS 1:20.350	26	152 Sean GOLDSMITH 1:19.803	25	114 Richard BATE 1:19.573			
ROW 8	24	51 Paul BEESLEY 1:18.856	23	20 Connor SWYER 1:18.111	22	48 Shaun WALLIS 1:17.656			
ROW 7	21	17 Jordan KILLWORTH 1:17.406	20	92 Tommi CALDWELL 1:17.302	19	193 Michael MACE 1:17.227			
ROW 6	18	85 Clinton WOOD 1:17.188	17	63 Matthew WREN 1:16.680	16	55 Dan HORSFALL 1:16.628			
ROW 5	15	169 Cory SMITH 1:16.565	14	59 Andrew DENYER 1:16.540	13	23 Justin ROSE 1:16.341			
ROW 4	12	117 Raymond STAGG 1:16.227	11	4 Hayden KILLWORTH 1:16.138	10	78 Jamie THOMAS 1:14.919			
ROW 3	9	77 David MAY 1:14.847	8	19 Tyler DONOVAN 1:14.810	7	54 Andrew SAUNDERS 1:14.779			
ROW 2	6	118 Darren CORKETT 1:14.727	5	97 Alex MANN 1:14.111	4	102 James FEARN 1:12.708			
ROW 1	3	818 Alex SYMON 1:12.206	2	800 Morgan CREASEY 1:11.449	1	99 Steven BUTTERWORTH 1:11.399			

Pole

These results are provisional until the conclusion of any judicial and technical matters.

Donington Park National: 1.9790 miles

Clerk Of Course:	Stewards:	Timekeeper: Craig Smith	

Results can be found at www.tsl-timing.com

Printed - 16:09 Saturday, 01 June 2024

BMCRC - MRO Championships 2024 - Rnd 4 @ Donington National

BMCRC Thunderbike Ultra & Extreme

RACE 1 - CLASSIFICATION

Race Distance: 9 Laps / 17.81 miles

POS	NO	CL	PIC	NAME	ENTRY	LAPS	TIME	GAP	DIFF	MPH	BEST	ON	GRD	↑↓
1	99	U	1	Steven BUTTERWORTH	Yamaha R1 -	9	10:55.140			97.66	1:11.148	5	1	0
2	800	U	2	Morgan CREASEY	Suzuki GSXR 1000 K7 - Warics Ltd	9	10:55.313	0.173	0.173	97.64	1:11.431	5	2	0
3	818	U	3	Alex SYMON	Kawasaki ZX10R - MCW	9	11:03.631	8.491	8.318	96.41	1:12.627	7	3	0
4	102	U	4	James FEARN	Suzuki GSXR1000 - Waiting for sponsorship	9	11:06.256	11.116	2.625	96.03	1:12.992	7	4	0
5	54	E	1	Andrew SAUNDERS	Suzuki GSXR 750 K1 - Ron G & Super Sam	9	11:08.407	13.267	2.151	95.72	1:12.902	7	7	2
6	19	U	5	Tyler DONOVAN	Kawasaki ZX10R - Tinder Corp	9	11:23.613	28.473	15.206	93.59	1:14.901	2	8	2
7	23*	U	6	Justin ROSE	Yamaha R1 - J. Rose roofing services	9	11:23.699	28.559	0.086	93.58	1:14.044	8	13	6
8	118	E	2	Darren CORKETT	Suzuki GSXR 750 - Jackson & Phillips	9	11:24.235	29.095	0.536	93.51	1:14.289	6	6	-2
9	97	U	7	Alex MANN	Yamaha R1 - Michael Jones Jeweller, Esprit Group, Eastgat	9	11:24.357	29.217	0.122	93.49	1:13.057	9	5	-4
10	77	E	3	David MAY	Suzuki GSXR 750 K1 - Orchard cooling/ team Silver Arrows	9	11:26.557	31.417	2.200	93.19	1:14.727	9	9	-1
11	59	U	8	Andrew DENYER	Triumph 675 - me	9	11:29.951	34.811	3.394	92.73	1:15.288	5	14	3
12	4	U	9	Hayden KILLWORTH	Suzuki GSXR 1000 - GreenPlantUK - H11xy - Helmet City	9	11:32.272	37.132	2.321	92.42	1:15.347	4	11	-1
13	85	U	10	Clinton WOOD	Suzuki GSXR1000 - CLINTON WOOD	9	11:38.189	43.049	5.917	91.64	1:16.150	8	18	5
14	78	U	11	Jamie THOMAS	Suzuki GSXR 1000 - Team RubyRacing	9	11:38.497	43.357	0.308	91.60	1:15.105	2	10	-4
15	92	E	4	Tommi CALDWELL	Yamaha YZF-R6 - DART Motorsport	9	11:38.580	43.440	0.083	91.59	1:15.113	6	20	5
16	63	U	12	Matthew WREN	Suzuki GSXR - TBR performance	9	11:38.913	43.773	0.333	91.54	1:15.023	9	17	1
17	17	U	13	Jordan KILLWORTH	Kawasaki ZX10R - Greenplant/BK/Rabbit	9	11:40.554	45.414	1.641	91.33	1:15.507	7	21	4
18	117	U	14	Raymond STAGG	SUZUKI GSXR 750 -	9	11:43.503	48.363	2.949	90.95	1:16.118	3	12	-6
19	20	U	15	Connor SWYER	SUZUKI GSXR 1000 K6 - WSC Performace & lleithyr farm &	9	11:48.477	53.337	4.974	90.31	1:16.645	5	23	4
20	169	U	16	Cory SMITH	Suzuki K1 1000 -	9	11:48.602	53.462	0.125	90.29	1:17.239	5	15	-5
21	46	U	17	Simon GATES	Yamaha R1 -	9	11:49.200	54.060	0.598	90.22	1:16.802	6		
22	55	E	5	Dan HORSFALL	- Lucy	9	11:50.200	55.060	1.000	90.09	1:16.632	6	16	-6
23	193	E	6	Michael MACE	-	9	11:50.404	55.264	0.204	90.06	1:16.647	6	19	-4
24	51	E	7	Paul BEESLEY	Aprilia MILLIE RSV -	9	12:09.858	1:14.718	19.454	87.66	1:19.711	6	24	0
25	114	U	18	Richard BATE	Yamaha R1 - TEAM PSR	8	11:04.005	1 Lap	1 Lap	85.63	1:19.477	7	25	0
26	89	E	8	Daryl SKINNS	Suzuki GSXR 750 - Indoor Climate Systems UK LTD	8	11:08.759	1 Lap	4.754	85.02	1:21.925	7	28	2
27	37	E	9	Ricky WOODS	Suzuki GSXR 750 - Emma Woods	8	11:16.485	1 Lap	7.726	84.05	1:22.622	2	29	2
28	88	E	10	George PRINOS	Ducati 996 - KAPPA PLANNING LTD	8	12:00.470	1 Lap	43.985	78.92	1:26.526	2	30	2

NOT CLASSIFIED

DNF	48	E		Shaun WALLIS	Yamaha R6 - MBC Despatch Racing	8	10:31.911	1 Lap		89.98	1:16.799	6	22	
DNF	152	E		Sean GOLDSMITH	Kawasaki ZX7R - Vanguard motorsport	7	9:35.473	2 Laps	1 Lap	86.42	1:17.943	5	26	

FASTEST LAP

99	U	Steven BUTTERWORTH	Yamaha R1 -	5	1:11.148	100.13 mph	161.15 kph
54	E	Andrew SAUNDERS	Suzuki GSXR 750 K1 - Ron G & Super Sam	7	1:12.902	97.72 mph	157.27 kph

Comments:
*** No. 23 - Please fit a working transponder**
Class U - 92.5% of Race Speed = 90.33 mph
Class E - 92.5% of Race Speed = 88.54 mph

Weather / Track : Sunny / Dry
These results are provisional until the conclusion of any judicial and technical matters.

Date: 02/06/2024 Start: 09:41 Finish: 09:52
Donington Park National: 1.9790 miles

Clerk Of Course:	Stewards:	Timekeeper: Craig Smith	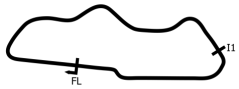

Results can be found at www.tsl-timing.com

Printed - 09:56 Sunday, 02 June 2024

BMCRC - MRO Championships 2024 - Rnd 4 @ Donington National

BMCRC Thunderbike Ultra & Extreme

RACE 1 - LAP CHART

LAP 1 @ 09:42:34.893

NO	BEHIND	LAP TIME
800		1:17.798
818	0.417	1:18.215
99	0.686	1:18.484
54	0.888	1:18.686
102	1.170	1:18.968
19	1.802	1:19.600
77	2.658	1:20.456
78	3.043	1:20.841
118	3.166	1:20.964
23	3.427	1:21.225
4	4.301	1:22.099
97	4.551	1:22.349
59	5.070	1:22.868
85	5.537	1:23.335
117	6.010	1:23.808
17	7.048	1:24.846
20	7.800	1:25.598
63	7.995	1:25.793
169	8.068	1:25.866
46	8.437	1:26.235
92	9.047	1:26.845
55	9.389	1:27.187
152	9.600	1:27.398
193	10.031	1:27.829
48	10.448	1:28.246
37	11.686	1:29.484
51	11.785	1:29.583
114	13.091	1:30.889
89	13.721	1:31.519
88	15.443	1:33.241

LAP 2 @ 09:43:48.848

NO	BEHIND	LAP TIME
99		1:13.269
800	0.065	1:14.020
818	0.519	1:14.057
102	0.715	1:13.500
54	1.288	1:14.355
19	2.748	1:14.901
78	4.193	1:15.105
118	4.549	1:15.338
77	5.275	1:16.572
23	5.486	1:16.013
97	5.779	1:15.183
4	6.884	1:16.538
59	7.238	1:16.123
117	8.639	1:16.584
85	9.371	1:17.789
17	10.712	1:17.619
20	11.538	1:17.693
63	11.928	1:17.888
169	12.201	1:18.088
46	12.462	1:17.980
92	12.869	1:17.777
55	13.394	1:17.960
193	14.841	1:18.765
152	15.250	1:19.605
48	15.824	1:19.331
51	17.933	1:20.103
37	20.353	1:22.622
114	22.442	1:23.306
89	23.185	1:23.419
88	28.014	1:26.526

LAP 3 @ 09:45:01.057

NO	BEHIND	LAP TIME
99		1:12.209
800	0.290	1:12.434
818	1.314	1:13.004
102	1.778	1:13.272
54	2.480	1:13.401
19	5.777	1:15.238
78	7.482	1:15.498
118	7.746	1:15.406
77	7.975	1:14.909
23	8.948	1:15.671
97	9.374	1:15.804
4	10.368	1:15.693
59	10.867	1:15.838
117	12.548	1:16.118
85	13.420	1:16.258
17	16.588	1:18.085
169	17.632	1:17.640
63	18.147	1:18.428
20	18.799	1:19.470
92	19.094	1:18.434
46	19.333	1:19.080
55	20.061	1:18.876
193	20.340	1:17.708
152	21.478	1:18.437
48	21.870	1:18.255
51	25.564	1:19.840
37	31.658	1:23.514
114	31.937	1:21.704
89	33.154	1:22.178
88	45.230	1:29.425

LAP 4 @ 09:46:12.819

NO	BEHIND	LAP TIME
99		1:11.762
800	0.484	1:11.956
818	3.034	1:13.482
102	3.316	1:13.300
54	4.625	1:13.907
19	9.480	1:15.465
78	11.858	1:16.138
118	12.144	1:16.160
77	12.540	1:16.327
97	12.564	1:14.952
23	12.691	1:15.505
4	13.953	1:15.347
59	14.875	1:15.770
117	18.236	1:17.450
85	18.367	1:16.709
17	22.488	1:17.662
169	23.288	1:17.418
63	23.357	1:16.972
92	24.444	1:17.112
20	24.911	1:17.874
46	26.021	1:18.450
55	26.340	1:18.041
193	26.781	1:18.203
48	27.910	1:17.802
152	28.487	1:18.771
51	33.704	1:19.902
114	42.555	1:22.380
89	43.381	1:21.989
37	43.717	1:23.821
88	1:03.523	1:30.055

LAP 5 @ 09:47:23.967

NO	BEHIND	LAP TIME
99		1:11.148
800	0.767	1:11.431
818	5.033	1:13.147
102	5.630	1:13.462
54	6.795	1:13.318
19	14.263	1:15.931
118	16.962	1:15.966
77	17.882	1:16.490
78	18.015	1:17.305
23	18.016	1:16.473
4	18.672	1:15.867
59	19.015	1:15.288
97	21.825	1:20.409
85	24.926	1:17.707
117	25.285	1:18.197
63	28.389	1:16.180
17	28.663	1:17.323
169	29.379	1:17.239
92	29.521	1:16.225
20	30.408	1:16.645
46	31.728	1:16.855
55	32.448	1:17.256
193	32.914	1:17.281
48	33.880	1:17.118
152	35.282	1:17.943
51	42.608	1:20.052
89	54.200	1:21.967
114	55.501	1:24.094
37	56.520	1:23.951

LAP 6 @ 09:48:35.431

NO	BEHIND	LAP TIME
99		1:11.464
800	2.127	1:12.824
818	6.724	1:13.155
102	7.409	1:13.243
54	8.605	1:13.274
88	1 Lap	1:30.238
19	18.451	1:15.652
118	19.787	1:14.289
23	22.064	1:15.511
77	22.523	1:16.105
78	23.639	1:17.088
59	24.063	1:16.512
4	24.144	1:16.936
97	25.786	1:15.425
117	30.364	1:16.543
85	30.658	1:17.196
63	32.425	1:15.500
92	33.170	1:15.113
17	33.523	1:16.324
169	35.477	1:17.562
20	36.600	1:17.656
46	37.066	1:16.802
55	37.616	1:16.632
193	38.097	1:16.647
48	39.215	1:16.799
152	41.819	1:18.001
51	50.855	1:19.711
114	1:05.782	1:21.745
89	1:06.147	1:23.411
37	1:08.567	1:23.511

LAP 7 @ 09:49:46.898

NO	BEHIND	LAP TIME
99		1:11.467
800	2.242	1:11.582
818	7.884	1:12.627
102	8.934	1:12.992
54	10.040	1:12.902
19	22.522	1:15.538
118	23.136	1:14.816
23	25.364	1:14.767
77	26.506	1:15.450
97	28.428	1:14.109
59	28.927	1:16.331
88	1 Lap	1:29.314
4	30.051	1:17.374
78	30.756	1:18.584
85	35.585	1:16.394
117	36.196	1:17.299
63	36.959	1:16.001
92	37.354	1:15.651
17	37.563	1:15.507
169	42.573	1:18.563
46	43.223	1:17.624
20	43.269	1:18.136
193	44.065	1:17.435
48	45.107	1:17.359
55	45.352	1:19.203
51	59.493	1:20.105
152	1:05.670	1:35.318 P

LAP 8 @ 09:50:59.132

NO	BEHIND	LAP TIME
99		1:12.234
800	1.484	1:11.476
114	1 Lap	1:19.477
89	1 Lap	1:21.925
818	8.416	1:12.766
37	1 Lap	1:23.781
102	9.763	1:13.063
54	11.489	1:13.683
19	25.589	1:15.301
118	26.099	1:15.197
23	27.174	1:14.044
97	29.263	1:13.069
77	29.793	1:15.521
59	32.227	1:15.534
4	34.164	1:16.347
78	37.718	1:19.196
85	39.501	1:16.150
92	40.749	1:15.629
63	41.853	1:17.128
117	42.366	1:18.404
17	42.613	1:17.284
88	1 Lap	1:31.339
169	48.350	1:18.011
20	48.969	1:17.934
193	49.213	1:17.382
46	49.457	1:18.468
48	49.874	1:17.001
55	50.281	1:17.163
51	1:07.598	1:20.339

LAP 9 @ 09:52:12.235

NO	BEHIND	LAP TIME
99		1:13.103
800	0.173	1:11.792
818	8.491	1:13.178
114	1 Lap	1:20.410
102	11.116	1:14.456
54	13.267	1:14.881
89	1 Lap	1:22.351
37	1 Lap	1:25.801
19	28.473	1:15.987
23	28.559	1:14.488
118	29.095	1:16.099
97	29.217	1:13.057
77	31.417	1:14.727
59	34.811	1:15.687
4	37.132	1:16.071
85	43.049	1:16.651
78	43.357	1:18.742
92	43.440	1:15.794
63	43.773	1:15.023
17	45.414	1:15.904
117	48.363	1:19.100
20	53.337	1:17.471
169	53.462	1:18.215
46	54.060	1:17.706
55	55.060	1:17.882
193	55.264	1:19.154
88	1 Lap	1:30.332
51	1:14.718	1:20.223

Weather / Track : Sunny / Dry

Donington Park National: 1.9790 miles
Date: 02/06/2024 Start: 09:41 Finish: 09:52

Results can be found at www.tsl-timing.com

Printed - 09:56 Sunday, 02 June 2024

BMCRC - MRO Championships 2024 - Rnd 4 @ Donington National

BMCRC Thunderbike Ultra & Extreme

RACE 1 - POSITION CHART

No	Name	Lap / Pos	1	2	3	4	5	6	7	8	9
99	BUTTERWORTH	1	800	99	99	99	99	99	99	99	99
800	CREASEY	2	818	800	800	800	800	800	800	800	800
818	SYMON	3	99	818	818	818	818	818	818	818	818
102	FEARN	4	54	102	102	102	102	102	102	102	102
97	MANN	5	102	54	54	54	54	54	54	54	54
118	CORKETT	6	19	19	19	19	19	19	19	19	19
54	SAUNDERS	7	77	78	78	78	118	118	118	118	23
19	DONOVAN	8	78	118	118	118	77	23	23	23	118
77	MAY	9	118	77	77	77	78	77	77	97	97
78	THOMAS	10	23	23	23	97	23	78	97	77	77
4	KILLWORTH	11	4	97	97	23	4	59	59	59	59
117	STAGG	12	97	4	4	4	59	4	4	4	4
23	ROSE	13	59	59	59	59	97	97	78	78	85
59	DENYER	14	85	117	117	117	85	117	85	85	78
169	SMITH	15	117	85	85	85	117	85	117	92	92
55	HORSFALL	16	17	17	17	17	63	63	63	63	63
63	WREN	17	20	20	169	169	17	92	92	117	17
85	WOOD	18	63	63	63	63	169	17	17	17	117
193	MACE	19	169	169	20	92	92	169	169	169	20
92	CALDWELL	20	46	46	92	20	20	20	46	20	169
17	KILLWORTH	21	92	92	46	46	46	46	20	193	46
48	WALLIS	22	55	55	55	55	55	55	193	46	55
20	SWYER	23	152	193	193	193	193	193	48	48	193
51	BEESLEY	24	193	152	152	48	48	48	55	55	51
114	BATE	25	48	48	48	152	152	152	51	51	
152	GOLDSMITH	26	37	51	51	51	51	51	*152*	114	
89	SKINNS	27	51	37	37	114	89	114	114	89	
37	WOODS	28	114	114	114	89	114	89	89	37	
88	PRINOS	29	89	89	89	37	37	37	37	88	
46	GATES	30	88	88	88	88	88	88	88		

Weather / Track : Sunny / Dry

Donington Park National: 1.9790 miles
Date: 02/06/2024 Start: 09:41 Finish: 09:52

Results can be found at www.tsl-timing.com

Printed - 09:56 Sunday, 02 June 2024

BMCRC - MRO Championships 2024 - Rnd 4 @ Donington National

BMCRC Thunderbike Ultra & Extreme

RACE 1 - SECTOR ANALYSIS

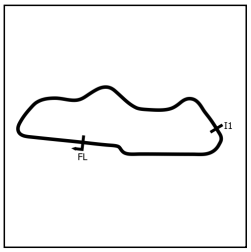

SECTOR 1 = FL to I1, SECTOR 2 = I1 to FL, DIFF = Difference To Personal Best Lap, P = Crossed Finish Line in Pit Lane, D = Time Disallowed

P1 99 U Steven BUTTERWORTH Yamaha R1 -

IDEAL LAP TIME : 1:11.148 BEST LAP TIME : 1:11.148 DIFFERENCE : 0.000

LAP	SECTOR 1	SECTOR 2	LAP TIME	MPH	DIFF	TIME OF DAY
1 -		26.140	1:18.484	90.77	7.336	09:42:35.579
2 -	47.719	25.550	1:13.269	97.23	2.121	09:43:48.848
3 -	47.021	25.188	1:12.209	98.66	1.061	09:45:01.057
4 -	46.494	25.268	1:11.762	99.28	0.614	09:46:12.819
5 -	***46.321***	***24.827***	***1:11.148 (1)***	***100.13***		***09:47:23.967***
6 -	46.570	24.894	1:11.464 **(2)**	99.69	0.316	09:48:35.431
7 -	46.381	25.086	1:11.467 **(3)**	99.69	0.319	09:49:46.898
8 -	47.108	25.126	1:12.234	98.63	1.086	09:50:59.132
9 -	47.213	25.890	1:13.103	97.46	1.955	09:52:12.235

P2 800 U Morgan CREASEY Suzuki GSXR 1000 K7 - Warics Ltd

IDEAL LAP TIME : 1:11.281 BEST LAP TIME : 1:11.431 DIFFERENCE : 0.150

LAP	SECTOR 1	SECTOR 2	LAP TIME	MPH	DIFF	TIME OF DAY
1 -		26.000	1:17.798	91.57	6.367	09:42:34.893
2 -	48.151	25.869	1:14.020	96.25	2.589	09:43:48.913
3 -	47.246	25.188	1:12.434	98.36	1.003	09:45:01.347
4 -	46.870	25.086	1:11.956	99.01	0.525	09:46:13.303
5 -	***46.410***	25.021	***1:11.431 (1)***	***99.74***		***09:47:24.734***
6 -	47.387	25.437	1:12.824	97.83	1.393	09:48:37.558
7 -	46.481	25.101	1:11.582 **(3)**	99.53	0.151	09:49:49.140
8 -	46.605	***24.871***	1:11.476 **(2)**	99.67	0.045	09:51:00.616
9 -	46.510	25.282	1:11.792	99.24	0.361	09:52:12.408

P3 818 U Alex SYMON Kawasaki ZX10R - MCW

IDEAL LAP TIME : 1:12.512 BEST LAP TIME : 1:12.627 DIFFERENCE : 0.115

LAP	SECTOR 1	SECTOR 2	LAP TIME	MPH	DIFF	TIME OF DAY
1 -		26.044	1:18.215	91.08	5.588	09:42:35.310
2 -	48.415	25.642	1:14.057	96.20	1.430	09:43:49.367
3 -	47.577	25.427	1:13.004 **(3)**	97.59	0.377	09:45:02.371
4 -	47.902	25.580	1:13.482	96.95	0.855	09:46:15.853
5 -	47.805	25.342	1:13.147	97.40	0.520	09:47:29.000
6 -	47.452	25.703	1:13.155	97.39	0.528	09:48:42.155
7 -	47.445	***25.182***	***1:12.627 (1)***	***98.09***		***09:49:54.782***
8 -	47.492	25.274	1:12.766 **(2)**	97.91	0.139	09:51:07.548
9 -	***47.330***	25.848	1:13.178	97.36	0.551	09:52:20.726

P4 102 U James FEARN Suzuki GSXR1000 - Waiting for sponsorship

IDEAL LAP TIME : 1:12.731 BEST LAP TIME : 1:12.992 DIFFERENCE : 0.261

LAP	SECTOR 1	SECTOR 2	LAP TIME	MPH	DIFF	TIME OF DAY
1 -		26.230	1:18.968	90.22	5.976	09:42:36.063
2 -	48.188	***25.312***	1:13.500	96.93	0.508	09:43:49.563
3 -	47.869	25.403	1:13.272	97.23	0.280	09:45:02.835
4 -	47.715	25.585	1:13.300	97.19	0.308	09:46:16.135
5 -	47.890	25.572	1:13.462	96.98	0.470	09:47:29.597
6 -	47.440	25.803	1:13.243 **(3)**	97.27	0.251	09:48:42.840
7 -	47.512	25.480	***1:12.992 (1)***	***97.60***		***09:49:55.832***
8 -	***47.419***	25.644	1:13.063 **(2)**	97.51	0.071	09:51:08.895
9 -	48.318	26.138	1:14.456	95.68	1.464	09:52:23.351

Weather / Track : Sunny / Dry

Donington Park National: 1.9790 miles
Date: 02/06/2024 Start: 09:41 Finish: 09:52

BMCRC - MRO Championships 2024 - Rnd 4 @ Donington National

BMCRC Thunderbike Ultra & Extreme

RACE 1 - SECTOR ANALYSIS

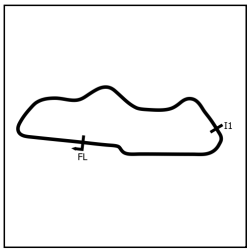

SECTOR 1 = FL to I1, SECTOR 2 = I1 to FL, DIFF = Difference To Personal Best Lap, P = Crossed Finish Line in Pit Lane, D = Time Disallowed

P5 54 E Andrew SAUNDERS Suzuki GSXR 750 K1 - Ron G & Super Sam

IDEAL LAP TIME : 1:12.902 BEST LAP TIME : 1:12.902 DIFFERENCE : 0.000

LAP	SECTOR 1	SECTOR 2	LAP TIME	MPH	DIFF	TIME OF DAY
1 -		26.199	1:18.686	90.54	5.784	09:42:35.781
2 -	48.137	26.218	1:14.355	95.81	1.453	09:43:50.136
3 -	47.564	25.837	1:13.401	97.06	0.499	09:45:03.537
4 -	47.918	25.989	1:13.907	96.40	1.005	09:46:17.444
5 -	47.407	25.911	1:13.318 (3)	97.17	0.416	09:47:30.762
6 -	47.250	26.024	1:13.274 (2)	97.23	0.372	09:48:44.036
7 -	***47.081***	***25.821***	***1:12.902 (1)***	***97.72***		***09:49:56.938***
8 -	47.861	25.822	1:13.683	96.69	0.781	09:51:10.621
9 -	48.452	26.429	1:14.881	95.14	1.979	09:52:25.502

P6 19 U Tyler DONOVAN Kawasaki ZX10R - Tinder Corp

IDEAL LAP TIME : 1:14.901 BEST LAP TIME : 1:14.901 DIFFERENCE : 0.000

LAP	SECTOR 1	SECTOR 2	LAP TIME	MPH	DIFF	TIME OF DAY
1 -		26.345	1:19.600	89.50	4.699	09:42:36.695
2 -	***48.664***	***26.237***	***1:14.901 (1)***	***95.12***		***09:43:51.596***
3 -	48.896	26.342	1:15.238 (2)	94.69	0.337	09:45:06.834
4 -	48.918	26.547	1:15.465	94.40	0.564	09:46:22.299
5 -	49.609	26.322	1:15.931	93.83	1.030	09:47:38.230
6 -	49.213	26.439	1:15.652	94.17	0.751	09:48:53.882
7 -	49.236	26.302	1:15.538	94.31	0.637	09:50:09.420
8 -	49.049	26.252	1:15.301 (3)	94.61	0.400	09:51:24.721
9 -	49.563	26.424	1:15.987	93.76	1.086	09:52:40.708

P7 23 U Justin ROSE Yamaha R1 - J. Rose roofing services

IDEAL LAP TIME : BEST LAP TIME : 1:14.044 DIFFERENCE :

LAP	SECTOR 1	SECTOR 2	LAP TIME	MPH	DIFF	TIME OF DAY
1 -			1:21.225	87.71	7.181	09:42:38.320
2 -			1:16.013	93.72	1.969	09:43:54.334
3 -			1:15.671	94.15	1.627	09:45:10.005
4 -			1:15.505	94.35	1.461	09:46:25.510
5 -			1:16.473	93.16	2.429	09:47:41.983
6 -			1:15.511	94.35	1.467	09:48:57.495
7 -			1:14.767 (3)	95.29	0.723	09:50:12.262
8 -			***1:14.044 (1)***	***96.22***		***09:51:26.306***
9 -			1:14.488 (2)	95.64	0.444	09:52:40.794

P8 118 E Darren CORKETT Suzuki GSXR 750 - Jackson & Phillips

IDEAL LAP TIME : 1:14.209 BEST LAP TIME : 1:14.289 DIFFERENCE : 0.080

LAP	SECTOR 1	SECTOR 2	LAP TIME	MPH	DIFF	TIME OF DAY
1 -		27.218	1:20.964	87.99	6.675	09:42:38.059
2 -	48.759	26.579	1:15.338	94.56	1.049	09:43:53.397
3 -	48.773	26.633	1:15.406	94.48	1.117	09:45:08.803
4 -	49.072	27.088	1:16.160	93.54	1.871	09:46:24.963
5 -	49.145	26.821	1:15.966	93.78	1.677	09:47:40.929
6 -	***47.973***	26.316	***1:14.289 (1)***	***95.90***		***09:48:55.218***
7 -	48.580	***26.236***	1:14.816 (2)	95.22	0.527	09:50:10.034
8 -	48.651	26.546	1:15.197 (3)	94.74	0.908	09:51:25.231
9 -	49.180	26.919	1:16.099	93.62	1.810	09:52:41.330

Weather / Track : Sunny / Dry

Donington Park National: 1.9790 miles
Date: 02/06/2024 Start: 09:41 Finish: 09:52

BMCRC - MRO Championships 2024 - Rnd 4 @ Donington National

BMCRC Thunderbike Ultra & Extreme

RACE 1 - SECTOR ANALYSIS

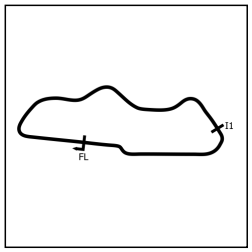

SECTOR 1 = FL to I1, SECTOR 2 = I1 to FL, DIFF = Difference To Personal Best Lap, P = Crossed Finish Line in Pit Lane, D = Time Disallowed

P9 97 U Alex MANN — Yamaha R1 - Michael Jones Jeweller, Esprit Group, Eastgate C

IDEAL LAP TIME : 1:12.863 BEST LAP TIME : 1:13.057 DIFFERENCE : 0.194

LAP	SECTOR 1	SECTOR 2	LAP TIME	MPH	DIFF	TIME OF DAY
1 -		26.950	1:22.349	86.51	9.292	09:42:39.444
2 -	49.111	26.072	1:15.183	94.76	2.126	09:43:54.627
3 -	49.291	26.513	1:15.804	93.98	2.747	09:45:10.431
4 -	48.482	26.470	1:14.952	95.05	1.895	09:46:25.383
5 -	49.005	31.404	1:20.409	88.60	7.352	09:47:45.792
6 -	49.667	25.758	1:15.425	94.45	2.368	09:49:01.217
7 -	48.460	25.649	1:14.109 **(3)**	96.13	1.052	09:50:15.326
8 -	47.486	***25.583***	1:13.069 **(2)**	97.50	0.012	09:51:28.395
9 -	***47.280***	25.777	***1:13.057*** **(1)**	***97.52***		***09:52:41.452***

P10 77 E David MAY — Suzuki GSXR 750 K1 - Orchard cooling/ team Silver Arrows

IDEAL LAP TIME : 1:14.727 BEST LAP TIME : 1:14.727 DIFFERENCE : 0.000

LAP	SECTOR 1	SECTOR 2	LAP TIME	MPH	DIFF	TIME OF DAY
1 -		26.819	1:20.456	88.55	5.729	09:42:37.551
2 -	50.111	26.461	1:16.572	93.04	1.845	09:43:54.123
3 -	48.621	26.288	1:14.909 **(2)**	95.11	0.182	09:45:09.032
4 -	49.088	27.239	1:16.327	93.34	1.600	09:46:25.359
5 -	49.312	27.178	1:16.490	93.14	1.763	09:47:41.849
6 -	49.295	26.810	1:16.105	93.61	1.378	09:48:57.954
7 -	48.851	26.599	1:15.450 **(3)**	94.42	0.723	09:50:13.404
8 -	48.759	26.762	1:15.521	94.33	0.794	09:51:28.925
9 -	***48.588***	***26.139***	***1:14.727*** **(1)**	***95.34***		***09:52:43.652***

P11 59 U Andrew DENYER — Triumph 675 - me

IDEAL LAP TIME : 1:15.265 BEST LAP TIME : 1:15.288 DIFFERENCE : 0.023

LAP	SECTOR 1	SECTOR 2	LAP TIME	MPH	DIFF	TIME OF DAY
1 -		27.266	1:22.868	85.97	7.580	09:42:39.963
2 -	49.282	26.841	1:16.123	93.59	0.835	09:43:56.086
3 -	49.344	26.494	1:15.838	93.94	0.550	09:45:11.924
4 -	49.297	***26.473***	1:15.770	94.02	0.482	09:46:27.694
5 -	***48.792***	26.496	***1:15.288*** **(1)**	***94.63***		***09:47:42.982***
6 -	49.604	26.908	1:16.512	93.11	1.224	09:48:59.494
7 -	49.825	26.506	1:16.331	93.33	1.043	09:50:15.825
8 -	48.926	26.608	1:15.534 **(2)**	94.32	0.246	09:51:31.359
9 -	48.967	26.720	1:15.687 **(3)**	94.13	0.399	09:52:47.046

P12 4 U Hayden KILLWORTH — Suzuki GSXR 1000 - GreenPlantUK - H11xy - Helmet City

IDEAL LAP TIME : 1:15.313 BEST LAP TIME : 1:15.347 DIFFERENCE : 0.034

LAP	SECTOR 1	SECTOR 2	LAP TIME	MPH	DIFF	TIME OF DAY
1 -		26.917	1:22.099	86.78	6.752	09:42:39.194
2 -	49.834	26.704	1:16.538	93.08	1.191	09:43:55.732
3 -	49.052	26.641	1:15.693 **(2)**	94.12	0.346	09:45:11.425
4 -	48.761	***26.586***	***1:15.347*** **(1)**	***94.55***		***09:46:26.772***
5 -	***48.727***	27.140	1:15.867 **(3)**	93.90	0.520	09:47:42.639
6 -	49.632	27.304	1:16.936	92.60	1.589	09:48:59.575
7 -	50.646	26.728	1:17.374	92.08	2.027	09:50:16.949
8 -	49.518	26.829	1:16.347	93.31	1.000	09:51:33.296
9 -	49.203	26.868	1:16.071	93.65	0.724	09:52:49.367

BMCRC - MRO Championships 2024 - Rnd 4 @ Donington National

BMCRC Thunderbike Ultra & Extreme

RACE 1 - SECTOR ANALYSIS

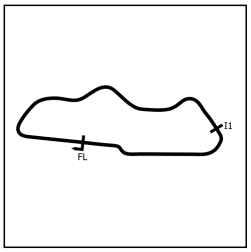

SECTOR 1 = FL to I1, SECTOR 2 = I1 to FL, DIFF = Difference To Personal Best Lap, P = Crossed Finish Line in Pit Lane, D = Time Disallowed

P13 85 U Clinton WOOD — Suzuki GSXR1000 - CLINTON WOOD

IDEAL LAP TIME : 1:15.674 BEST LAP TIME : 1:16.150 DIFFERENCE : 0.476

LAP	SECTOR 1	SECTOR 2	LAP TIME	MPH	DIFF	TIME OF DAY
1 -		27.247	1:23.335	85.49	7.185	09:42:40.430
2 -	51.229	26.560	1:17.789	91.58	1.639	09:43:58.219
3 -	49.716	26.542	1:16.258 (2)	93.42	0.108	09:45:14.477
4 -	***49.446***	27.263	1:16.709	92.87	0.559	09:46:31.186
5 -	49.886	27.821	1:17.707	91.68	1.557	09:47:48.893
6 -	50.288	26.908	1:17.196	92.29	1.046	09:49:06.089
7 -	50.133	26.261	1:16.394 (3)	93.26	0.244	09:50:22.483
8 -	49.922	***26.228***	***1:16.150 (1)***	***93.56***		***09:51:38.633***
9 -	49.643	27.008	1:16.651	92.94	0.501	09:52:55.284

P14 78 U Jamie THOMAS — Suzuki GSXR 1000 - Team RubyRacing

IDEAL LAP TIME : 1:15.105 BEST LAP TIME : 1:15.105 DIFFERENCE : 0.000

LAP	SECTOR 1	SECTOR 2	LAP TIME	MPH	DIFF	TIME OF DAY
1 -		26.633	1:20.841	88.13	5.736	09:42:37.936
2 -	***48.640***	***26.465***	***1:15.105 (1)***	***94.86***		***09:43:53.041***
3 -	49.001	26.497	1:15.498 (2)	94.36	0.393	09:45:08.539
4 -	49.247	26.891	1:16.138 (3)	93.57	1.033	09:46:24.677
5 -	49.624	27.681	1:17.305	92.16	2.200	09:47:41.982
6 -	49.900	27.188	1:17.088	92.42	1.983	09:48:59.070
7 -	51.644	26.940	1:18.584	90.66	3.479	09:50:17.654
8 -	50.750	28.446	1:19.196	89.96	4.091	09:51:36.850
9 -	50.505	28.237	1:18.742	90.48	3.637	09:52:55.592

P15 92 E Tommi CALDWELL — Yamaha YZF-R6 - DART Motorsport

IDEAL LAP TIME : 1:15.111 BEST LAP TIME : 1:15.113 DIFFERENCE : 0.002

LAP	SECTOR 1	SECTOR 2	LAP TIME	MPH	DIFF	TIME OF DAY
1 -		28.203	1:26.845	82.03	11.732	09:42:43.940
2 -	50.298	27.479	1:17.777	91.60	2.664	09:44:01.717
3 -	50.915	27.519	1:18.434	90.83	3.321	09:45:20.151
4 -	50.139	26.973	1:17.112	92.39	1.999	09:46:37.263
5 -	49.601	26.624	1:16.225	93.46	1.112	09:47:53.488
6 -	***48.673***	26.440	***1:15.113 (1)***	***94.85***		***09:49:08.601***
7 -	49.045	26.606	1:15.651 (3)	94.17	0.538	09:50:24.252
8 -	49.191	***26.438***	1:15.629 (2)	94.20	0.516	09:51:39.881
9 -	49.068	26.726	1:15.794	94.00	0.681	09:52:55.675

P16 63 U Matthew WREN — Suzuki GSXR - TBR performance

IDEAL LAP TIME : 1:14.997 BEST LAP TIME : 1:15.023 DIFFERENCE : 0.026

LAP	SECTOR 1	SECTOR 2	LAP TIME	MPH	DIFF	TIME OF DAY
1 -		27.318	1:25.793	83.04	10.770	09:42:42.888
2 -	50.573	27.315	1:17.888	91.47	2.865	09:44:00.776
3 -	51.699	26.729	1:18.428	90.84	3.405	09:45:19.204
4 -	49.836	27.136	1:16.972	92.56	1.949	09:46:36.176
5 -	49.401	26.779	1:16.180	93.52	1.157	09:47:52.356
6 -	49.098	***26.402***	1:15.500 (2)	94.36	0.477	09:49:07.856
7 -	49.501	26.500	1:16.001 (3)	93.74	0.978	09:50:23.857
8 -	50.701	26.427	1:17.128	92.37	2.105	09:51:40.985
9 -	***48.595***	26.428	***1:15.023 (1)***	***94.96***		***09:52:56.008***

Weather / Track : Sunny / Dry

Donington Park National: 1.9790 miles
Date: 02/06/2024 Start: 09:41 Finish: 09:52

BMCRC - MRO Championships 2024 - Rnd 4 @ Donington National

BMCRC Thunderbike Ultra & Extreme

RACE 1 - SECTOR ANALYSIS

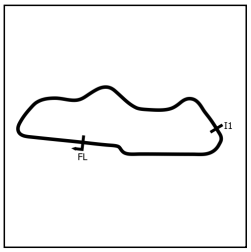

SECTOR 1 = FL to I1, SECTOR 2 = I1 to FL, DIFF = Difference To Personal Best Lap, P = Crossed Finish Line in Pit Lane, D = Time Disallowed

P17 17 U Jordan KILLWORTH Kawasaki ZX10R - Greenplant/BK/Rabbit

IDEAL LAP TIME : 1:15.507 BEST LAP TIME : 1:15.507 DIFFERENCE : 0.000

LAP	SECTOR 1	SECTOR 2	LAP TIME	MPH	DIFF	TIME OF DAY
1 -		27.543	1:24.846	83.97	9.339	09:42:41.941
2 -	50.486	27.133	1:17.619	91.78	2.112	09:43:59.560
3 -	50.610	27.475	1:18.085	91.24	2.578	09:45:17.645
4 -	50.371	27.291	1:17.662	91.73	2.155	09:46:35.307
5 -	50.031	27.292	1:17.323	92.14	1.816	09:47:52.630
6 -	49.535	26.789	1:16.324 (3)	93.34	0.817	09:49:08.954
7 -	***49.224***	***26.283***	***1:15.507 (1)***	***94.35***		***09:50:24.461***
8 -	50.363	26.921	1:17.284	92.18	1.777	09:51:41.745
9 -	49.255	26.649	1:15.904 (2)	93.86	0.397	09:52:57.649

P18 117 U Raymond STAGG SUZUKI GSXR 750 -

IDEAL LAP TIME : 1:16.118 BEST LAP TIME : 1:16.118 DIFFERENCE : 0.000

LAP	SECTOR 1	SECTOR 2	LAP TIME	MPH	DIFF	TIME OF DAY
1 -		27.055	1:23.808	85.01	7.690	09:42:40.903
2 -	49.898	26.686	1:16.584 (3)	93.03	0.466	09:43:57.487
3 -	***49.444***	***26.674***	***1:16.118 (1)***	***93.59***		***09:45:13.605***
4 -	49.981	27.469	1:17.450	91.99	1.332	09:46:31.055
5 -	50.045	28.152	1:18.197	91.11	2.079	09:47:49.252
6 -	49.631	26.912	1:16.543 (2)	93.08	0.425	09:49:05.795
7 -	50.509	26.790	1:17.299	92.16	1.181	09:50:23.094
8 -	51.090	27.314	1:18.404	90.87	2.286	09:51:41.498
9 -	50.766	28.334	1:19.100	90.07	2.982	09:53:00.598

P19 20 U Connor SWYER SUZUKI GSXR 1000 K6 - WSC Performace & lleithyr farm & dac

IDEAL LAP TIME : 1:16.645 BEST LAP TIME : 1:16.645 DIFFERENCE : 0.000

LAP	SECTOR 1	SECTOR 2	LAP TIME	MPH	DIFF	TIME OF DAY
1 -		27.749	1:25.598	83.23	8.953	09:42:42.693
2 -	50.598	27.095	1:17.693	91.70	1.048	09:44:00.386
3 -	51.821	27.649	1:19.470	89.65	2.825	09:45:19.856
4 -	50.694	27.180	1:17.874	91.48	1.229	09:46:37.730
5 -	***49.799***	***26.846***	***1:16.645 (1)***	***92.95***		***09:47:54.375***
6 -	50.393	27.263	1:17.656 (3)	91.74	1.011	09:49:12.031
7 -	50.706	27.430	1:18.136	91.18	1.491	09:50:30.167
8 -	50.243	27.691	1:17.934	91.41	1.289	09:51:48.101
9 -	50.335	27.136	1:17.471 (2)	91.96	0.826	09:53:05.572

P20 169 U Cory SMITH Suzuki K1 1000 -

IDEAL LAP TIME : 1:17.239 BEST LAP TIME : 1:17.239 DIFFERENCE : 0.000

LAP	SECTOR 1	SECTOR 2	LAP TIME	MPH	DIFF	TIME OF DAY
1 -		28.194	1:25.866	82.97	8.627	09:42:42.961
2 -	50.898	27.190	1:18.088	91.23	0.849	09:44:01.049
3 -	50.353	27.287	1:17.640	91.76	0.401	09:45:18.689
4 -	50.101	27.317	1:17.418 (2)	92.02	0.179	09:46:36.107
5 -	***50.057***	***27.182***	***1:17.239 (1)***	***92.24***		***09:47:53.346***
6 -	50.254	27.308	1:17.562 (3)	91.85	0.323	09:49:10.908
7 -	51.097	27.466	1:18.563	90.68	1.324	09:50:29.471
8 -	50.425	27.586	1:18.011	91.32	0.772	09:51:47.482
9 -	50.533	27.682	1:18.215	91.09	0.976	09:53:05.697

BMCRC - MRO Championships 2024 - Rnd 4 @ Donington National

BMCRC Thunderbike Ultra & Extreme

RACE 1 - SECTOR ANALYSIS

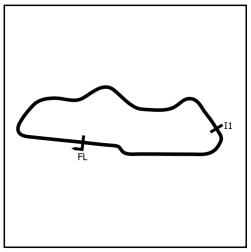

SECTOR 1 = FL to I1, SECTOR 2 = I1 to FL, DIFF = Difference To Personal Best Lap, P = Crossed Finish Line in Pit Lane, D = Time Disallowed

P21 46 U Simon GATES Yamaha R1 -

IDEAL LAP TIME : 1:16.719 BEST LAP TIME : 1:16.802 DIFFERENCE : 0.083

LAP	SECTOR 1	SECTOR 2	LAP TIME	MPH	DIFF	TIME OF DAY
1 -		28.036	1:26.235	82.61	9.433	09:42:43.330
2 -	50.757	27.223	1:17.980	91.36	1.178	09:44:01.310
3 -	51.650	27.430	1:19.080	90.09	2.278	09:45:20.390
4 -	50.843	27.607	1:18.450	90.81	1.648	09:46:38.840
5 -	50.036	***26.819***	1:16.855 **(2)**	92.70	0.053	09:47:55.695
6 -	***49.900***	26.902	***1:16.802*** **(1)**	***92.76***		***09:49:12.497***
7 -	50.501	27.123	1:17.624 **(3)**	91.78	0.822	09:50:30.121
8 -	51.142	27.326	1:18.468	90.79	1.666	09:51:48.589
9 -	50.801	26.905	1:17.706	91.68	0.904	09:53:06.295

P22 55 E Dan HORSFALL - Lucy

IDEAL LAP TIME : 1:16.632 BEST LAP TIME : 1:16.632 DIFFERENCE : 0.000

LAP	SECTOR 1	SECTOR 2	LAP TIME	MPH	DIFF	TIME OF DAY
1 -		27.965	1:27.187	81.71	10.555	09:42:44.282
2 -	50.555	27.405	1:17.960	91.38	1.328	09:44:02.242
3 -	51.223	27.653	1:18.876	90.32	2.244	09:45:21.118
4 -	50.478	27.563	1:18.041	91.29	1.409	09:46:39.159
5 -	50.064	27.192	1:17.256 **(3)**	92.22	0.624	09:47:56.415
6 -	***49.692***	***26.940***	***1:16.632*** **(1)**	***92.97***		***09:49:13.047***
7 -	50.210	28.993	1:19.203	89.95	2.571	09:50:32.250
8 -	50.079	27.084	1:17.163 **(2)**	92.33	0.531	09:51:49.413
9 -	50.554	27.328	1:17.882	91.47	1.250	09:53:07.295

P23 193 E Michael MACE -

IDEAL LAP TIME : 1:16.647 BEST LAP TIME : 1:16.647 DIFFERENCE : 0.000

LAP	SECTOR 1	SECTOR 2	LAP TIME	MPH	DIFF	TIME OF DAY
1 -		28.808	1:27.829	81.11	11.182	09:42:44.924
2 -	51.338	27.427	1:18.765	90.45	2.118	09:44:03.689
3 -	50.088	27.620	1:17.708	91.68	1.061	09:45:21.397
4 -	50.671	27.532	1:18.203	91.10	1.556	09:46:39.600
5 -	49.932	27.349	1:17.281 **(2)**	92.19	0.634	09:47:56.881
6 -	***49.757***	***26.890***	***1:16.647*** **(1)**	***92.95***		***09:49:13.528***
7 -	50.059	27.376	1:17.435	92.00	0.788	09:50:30.963
8 -	49.903	27.479	1:17.382 **(3)**	92.07	0.735	09:51:48.345
9 -	51.400	27.754	1:19.154	90.00	2.507	09:53:07.499

P24 51 E Paul BEESLEY Aprilia MILLIE RSV -

IDEAL LAP TIME : 1:19.343 BEST LAP TIME : 1:19.711 DIFFERENCE : 0.368

LAP	SECTOR 1	SECTOR 2	LAP TIME	MPH	DIFF	TIME OF DAY
1 -		28.799	1:29.583	79.53	9.872	09:42:46.678
2 -	51.999	28.104	1:20.103	88.94	0.392	09:44:06.781
3 -	51.714	28.126	1:19.840 **(2)**	89.23	0.129	09:45:26.621
4 -	52.045	***27.857***	1:19.902 **(3)**	89.16	0.191	09:46:46.523
5 -	52.178	27.874	1:20.052	89.00	0.341	09:48:06.575
6 -	51.597	28.114	***1:19.711*** **(1)**	***89.38***		***09:49:26.286***
7 -	52.175	27.930	1:20.105	88.94	0.394	09:50:46.391
8 -	52.306	28.033	1:20.339	88.68	0.628	09:52:06.730
9 -	***51.486***	28.737	1:20.223	88.81	0.512	09:53:26.953

BMCRC - MRO Championships 2024 - Rnd 4 @ Donington National

BMCRC Thunderbike Ultra & Extreme

RACE 1 - SECTOR ANALYSIS

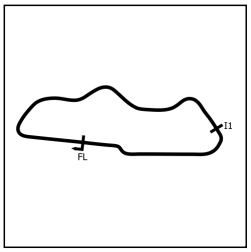

SECTOR 1 = FL to I1, SECTOR 2 = I1 to FL, DIFF = Difference To Personal Best Lap, P = Crossed Finish Line in Pit Lane, D = Time Disallowed

P25 114 U Richard BATE Yamaha R1 - TEAM PSR

IDEAL LAP TIME : 1:19.477 BEST LAP TIME : 1:19.477 DIFFERENCE : 0.000

LAP	SECTOR 1	SECTOR 2	LAP TIME	MPH	DIFF	TIME OF DAY
1 -		29.686	1:30.889	78.38	11.412	09:42:47.984
2 -	54.167	29.139	1:23.306	85.52	3.829	09:44:11.290
3 -	53.315	28.389	1:21.704 (3)	87.20	2.227	09:45:32.994
4 -	53.896	28.484	1:22.380	86.48	2.903	09:46:55.374
5 -	52.871	31.223	1:24.094	84.72	4.617	09:48:19.468
6 -	53.216	28.529	1:21.745	87.15	2.268	09:49:41.213
7 -	***52.076***	***27.401***	***1:19.477 (1)***	***89.64***		***09:51:00.690***
8 -	52.087	28.323	1:20.410 (2)	88.60	0.933	09:52:21.100

P26 89 E Daryl SKINNS Suzuki GSXR 750 - Indoor Climate Systems UK LTD

IDEAL LAP TIME : 1:21.323 BEST LAP TIME : 1:21.925 DIFFERENCE : 0.602

LAP	SECTOR 1	SECTOR 2	LAP TIME	MPH	DIFF	TIME OF DAY
1 -		29.110	1:31.519	77.84	9.594	09:42:48.614
2 -	54.403	29.016	1:23.419	85.40	1.494	09:44:12.033
3 -	53.447	28.731	1:22.178	86.69	0.253	09:45:34.211
4 -	53.326	28.663	1:21.989 (3)	86.89	0.064	09:46:56.200
5 -	***52.760***	29.207	1:21.967 (2)	86.92	0.042	09:48:18.167
6 -	54.030	29.381	1:23.411	85.41	1.486	09:49:41.578
7 -	52.788	29.137	***1:21.925 (1)***	***86.96***		***09:51:03.503***
8 -	53.788	***28.563***	1:22.351	86.51	0.426	09:52:25.854

P27 37 E Ricky WOODS Suzuki GSXR 750 - Emma Woods

IDEAL LAP TIME : 1:22.181 BEST LAP TIME : 1:22.622 DIFFERENCE : 0.441

LAP	SECTOR 1	SECTOR 2	LAP TIME	MPH	DIFF	TIME OF DAY
1 -		***29.088***	1:29.484	79.61	6.862	09:42:46.579
2 -	***53.093***	29.529	***1:22.622 (1)***	***86.23***		***09:44:09.201***
3 -	53.955	29.559	1:23.514 (3)	85.31	0.892	09:45:32.715
4 -	54.521	29.300	1:23.821	84.99	1.199	09:46:56.536
5 -	53.906	30.045	1:23.951	84.86	1.329	09:48:20.487
6 -	53.623	29.888	1:23.511 (2)	85.31	0.889	09:49:43.998
7 -	53.967	29.814	1:23.781	85.03	1.159	09:51:07.779
8 -	55.063	30.738	1:25.801	83.03	3.179	09:52:33.580

P28 88 E George PRINOS Ducati 996 - KAPPA PLANNING LTD

IDEAL LAP TIME : 1:25.863 BEST LAP TIME : 1:26.526 DIFFERENCE : 0.663

LAP	SECTOR 1	SECTOR 2	LAP TIME	MPH	DIFF	TIME OF DAY
1 -		***29.847***	1:33.241	76.41	6.715	09:42:50.336
2 -	***56.016***	30.510	***1:26.526 (1)***	***82.34***		***09:44:16.862***
3 -	58.374	31.051	1:29.425 (3)	79.67	2.899	09:45:46.287
4 -	58.700	31.355	1:30.055	79.11	3.529	09:47:16.342
5 -	59.049	31.189	1:30.238	78.95	3.712	09:48:46.580
6 -	58.155	31.159	1:29.314 (2)	79.77	2.788	09:50:15.894
7 -	59.190	32.149	1:31.339	78.00	4.813	09:51:47.233
8 -	59.122	31.210	1:30.332	78.87	3.806	09:53:17.565

P29 48 E Shaun WALLIS Yamaha R6 - MBC Despatch Racing

IDEAL LAP TIME : 1:16.799 BEST LAP TIME : 1:16.799 DIFFERENCE : 0.000

LAP	SECTOR 1	SECTOR 2	LAP TIME	MPH	DIFF	TIME OF DAY
1 -		28.463	1:28.246	80.73	11.447	09:42:45.341
2 -	51.563	27.768	1:19.331	89.80	2.532	09:44:04.672
3 -	50.742	27.513	1:18.255	91.04	1.456	09:45:22.927
4 -	50.388	27.414	1:17.802	91.57	1.003	09:46:40.729
5 -	49.916	27.202	1:17.118 (3)	92.38	0.319	09:47:57.847
6 -	***49.634***	***27.165***	***1:16.799 (1)***	***92.76***		***09:49:14.646***
7 -	49.869	27.490	1:17.359	92.09	0.560	09:50:32.005
8 -	49.697	27.304	1:17.001 (2)	92.52	0.202	09:51:49.006

Weather / Track : Sunny / Dry

Donington Park National: 1.9790 miles
Date: 02/06/2024 Start: 09:41 Finish: 09:52

BMCRC - MRO Championships 2024 - Rnd 4 @ Donington National

BMCRC Thunderbike Ultra & Extreme

RACE 1 - SECTOR ANALYSIS

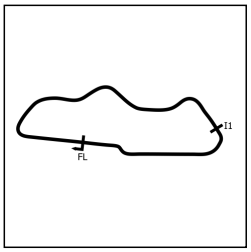

SECTOR 1 = FL to I1, SECTOR 2 = I1 to FL, DIFF = Difference To Personal Best Lap, P = Crossed Finish Line in Pit Lane, D = Time Disallowed

P30 **152** **E** **Sean GOLDSMITH** Kawasaki ZX7R - Vanguard motorsport

IDEAL LAP TIME : 1:17.684 BEST LAP TIME : 1:17.943 DIFFERENCE : 0.259

LAP	SECTOR 1	SECTOR 2	LAP TIME	MPH	DIFF	TIME OF DAY
1 -		27.942	1:27.398	81.51	9.455	09:42:44.493
2 -	52.168	27.437	1:19.605	89.49	1.662	09:44:04.098
3 -	51.104	27.333	1:18.437 **(3)**	90.83	0.494	09:45:22.535
4 -	51.548	27.223	1:18.771	90.44	0.828	09:46:41.306
5 -	***50.617***	27.326	***1:17.943*** **(1)**	***91.40***		***09:47:59.249***
6 -	50.934	***27.067***	1:18.001 **(2)**	91.34	0.058	09:49:17.250
7 -	1:03.081	IN PIT	1:35.318 **P**	74.74	17.375	09:50:52.568

Weather / Track : Sunny / Dry

Donington Park National: 1.9790 miles
Date: 02/06/2024 Start: 09:41 Finish: 09:52

BMCRC - MRO Championships 2024 - Rnd 4 @ Donington National

BMCRC Thunderbike Ultra & Extreme

RACE 1 - BEST SECTORS

SECTOR 1

POS	NO	NAME	TIME
1	99	BUTTERWORTH	46.321
2	800	CREASEY	46.410
3	54	SAUNDERS	47.081
4	97	MANN	47.280
5	818	SYMON	47.330
6	102	FEARN	47.419
7	118	CORKETT	47.973
8	77	MAY	48.588
9	63	WREN	48.595
10	78	THOMAS	48.640
11	19	DONOVAN	48.664
12	92	CALDWELL	48.673
13	4	KILLWORTH	48.727
14	59	DENYER	48.792
15	17	KILLWORTH	49.224
16	117	STAGG	49.444
17	85	WOOD	49.446
18	48	WALLIS	49.634
19	55	HORSFALL	49.692
20	193	MACE	49.757
21	20	SWYER	49.799
22	46	GATES	49.900
23	169	SMITH	50.057
24	152	GOLDSMITH	50.617
25	51	BEESLEY	51.486
26	114	BATE	52.076
27	89	SKINNS	52.760
28	37	WOODS	53.093
29	88	PRINOS	56.016
30			

SECTOR 2

NO	NAME	TIME
99	BUTTERWORTH	24.827
800	CREASEY	24.871
818	SYMON	25.182
102	FEARN	25.312
97	MANN	25.583
54	SAUNDERS	25.821
77	MAY	26.139
85	WOOD	26.228
118	CORKETT	26.236
19	DONOVAN	26.237
17	KILLWORTH	26.283
63	WREN	26.402
92	CALDWELL	26.438
78	THOMAS	26.465
59	DENYER	26.473
4	KILLWORTH	26.586
117	STAGG	26.674
46	GATES	26.819
20	SWYER	26.846
193	MACE	26.890
55	HORSFALL	26.940
152	GOLDSMITH	27.067
48	WALLIS	27.165
169	SMITH	27.182
114	BATE	27.401
51	BEESLEY	27.857
89	SKINNS	28.563
37	WOODS	29.088
88	PRINOS	29.847

IDEAL / BEST COMPARISON

			IDEAL	BEST	DIFF
		PERFECT LAP	1:11.148		
1	99	BUTTERWORTH	1:11.148	1:11.148	0.000
2	800	CREASEY	1:11.281	1:11.431	0.150
3	818	SYMON	1:12.512	1:12.627	0.115
4	102	FEARN	1:12.731	1:12.992	0.261
5	97	MANN	1:12.863	1:13.057	0.194
6	54	SAUNDERS	1:12.902	1:12.902	0.000
7	118	CORKETT	1:14.209	1:14.289	0.080
8	77	MAY	1:14.727	1:14.727	0.000
9	19	DONOVAN	1:14.901	1:14.901	0.000
10	63	WREN	1:14.997	1:15.023	0.026
11	78	THOMAS	1:15.105	1:15.105	0.000
12	92	CALDWELL	1:15.111	1:15.113	0.002
13	59	DENYER	1:15.265	1:15.288	0.023
14	4	KILLWORTH	1:15.313	1:15.347	0.034
15	17	KILLWORTH	1:15.507	1:15.507	0.000
16	85	WOOD	1:15.674	1:16.150	0.476
17	117	STAGG	1:16.118	1:16.118	0.000
18	55	HORSFALL	1:16.632	1:16.632	0.000
19	20	SWYER	1:16.645	1:16.645	0.000
20	193	MACE	1:16.647	1:16.647	0.000
21	46	GATES	1:16.719	1:16.802	0.083
22	48	WALLIS	1:16.799	1:16.799	0.000
23	169	SMITH	1:17.239	1:17.239	0.000
24	152	GOLDSMITH	1:17.684	1:17.943	0.259
25	51	BEESLEY	1:19.343	1:19.711	0.368
26	114	BATE	1:19.477	1:19.477	0.000
27	89	SKINNS	1:21.323	1:21.925	0.602
28	37	WOODS	1:22.181	1:22.622	0.441
29	88	PRINOS	1:25.863	1:26.526	0.663
30	23	ROSE		1:14.044	

Weather / Track : Sunny / Dry

Donington Park National: 1.9790 miles
Date: 02/06/2024 Start: 09:41 Finish: 09:52

Results can be found at www.tsl-timing.com

Printed - 09:55 Sunday, 02 June 2024

BMCRC - MRO Championships 2024 - Rnd 4 @ Donington National

BMCRC Thunderbike Ultra & Extreme

RACE 1 - STATISTICS

Competitors Started	30
Planned Start	2024-06-02 @ 09:24:00.000
Actual Start	2024-06-02 @ 09:41:17.094
Finish Time	2024-06-02 @ 09:52:12.234
Track Length	1.9790mi.
Total Laps	263
Total Distance Covered	520.4946mi.

Session Fastest Lap History

NO	CL	NAME	LAP TIME	TIME OF DAY	LAP	VEHICLE
99	U	**Steven BUTTERWORTH**	**1:13.269**	09:43:48.864	2	Yamaha R1
99	U	**Steven BUTTERWORTH**	**1:12.209**	09:45:01.072	3	Yamaha R1
99	U	**Steven BUTTERWORTH**	**1:11.762**	09:46:12.835	4	Yamaha R1
99	U	**Steven BUTTERWORTH**	**1:11.148**	09:47:23.983	5	Yamaha R1

Session Leader History

NO	CL	NAME	FROM LAP	LAPS LED	DISTANCE	VEHICLE
800	U	**Morgan CREASEY**	1	1	1.94 miles	Suzuki GSXR 1000 K7
99	U	**Steven BUTTERWORTH**	2	8	15.83 miles	Yamaha R1

Flag History

TYPE	TIME OF DAY
GREEN	09:41:17.094
FINISH	09:52:12.234

Flag Statistics

TYPE	COUNT	TOTAL LAPS	TOTAL TIME
Green	1	9	12:30.038
Red	0	0	0.000
Safety Car	0	0	0.000
FCY	0	0	0.000

Weather / Track : Sunny / Dry

Donington Park National: 1.9790 miles
Date: 02/06/2024 Start: 09:41 Finish: 09:52

BMCRC - MRO Championships 2024 - Rnd 4 @ Donington National

BMCRC Thunderbike Ultra & Extreme

RACE 1 - STATISTICS

CLASS : E

12 Starters

Fastest Lap History

NO	NAME	LAP TIME	TIME OF DAY	LAP	VEHICLE
54	**Andrew SAUNDERS**	**1:14.355**	09:43:50.143	2	Suzuki GSXR 750 K1
54	**Andrew SAUNDERS**	**1:13.401**	09:45:03.544	3	Suzuki GSXR 750 K1
54	**Andrew SAUNDERS**	**1:13.318**	09:47:30.769	5	Suzuki GSXR 750 K1
54	**Andrew SAUNDERS**	**1:13.274**	09:48:44.043	6	Suzuki GSXR 750 K1
54	**Andrew SAUNDERS**	**1:12.902**	09:49:56.945	7	Suzuki GSXR 750 K1

Leader History

NO	NAME	FROM LAP	LAPS LED	DISTANCE	VEHICLE
54	**Andrew SAUNDERS**	1	9	17.77 miles	Suzuki GSXR 750 K1

Weather / Track : Sunny / Dry

Donington Park National: 1.9790 miles
Date: 02/06/2024 Start: 09:41 Finish: 09:52

BMCRC - MRO Championships 2024 - Rnd 4 @ Donington National

BMCRC Thunderbike Ultra & Extreme

RACE 1 - STATISTICS

CLASS : U

18 Starters

Fastest Lap History

NO	NAME	LAP TIME	TIME OF DAY	LAP	VEHICLE
99	**Steven BUTTERWORTH**	**1:13.269**	09:43:48.864	2	Yamaha R1
99	**Steven BUTTERWORTH**	**1:12.209**	09:45:01.072	3	Yamaha R1
99	**Steven BUTTERWORTH**	**1:11.762**	09:46:12.835	4	Yamaha R1
99	**Steven BUTTERWORTH**	**1:11.148**	09:47:23.983	5	Yamaha R1

Leader History

NO	NAME	FROM LAP	LAPS LED	DISTANCE	VEHICLE
800	**Morgan CREASEY**	1	1	1.94 miles	Suzuki GSXR 1000 K7
99	**Steven BUTTERWORTH**	2	8	15.83 miles	Yamaha R1

Weather / Track : Sunny / Dry

Donington Park National: 1.9790 miles
Date: 02/06/2024 Start: 09:41 Finish: 09:52

BMCRC - MRO Championships 2024 - Rnd 4 @ Donington National

BMCRC Thunderbike Ultra & Extreme

RACE 12 - GRID (8 Laps)

ROW 11				32	40	Malcolm BATE	31	910 Michael JARVIS
ROW 10	30	88 George PRINOS 1:26.526		29	37	Ricky WOODS 1:22.622	28	89 Daryl SKINNS 1:21.925
ROW 9	27	51 Paul BEESLEY 1:19.711		26	114	Richard BATE 1:19.477	25	152 Sean GOLDSMITH 1:17.943
ROW 8	24	169 Cory SMITH 1:17.239		23	46	Simon GATES 1:16.802	22	48 Shaun WALLIS 1:16.799
ROW 7	21	193 Michael MACE 1:16.647		20	20	Connor SWYER 1:16.645	19	55 Dan HORSFALL 1:16.632
ROW 6	18	85 Clinton WOOD 1:16.150		17	117	Raymond STAGG 1:16.118	16	17 Jordan KILLWORTH 1:15.507
ROW 5	15	4 Hayden KILLWORTH 1:15.347		14	59	Andrew DENYER 1:15.288	13	92 Tommi CALDWELL 1:15.113
ROW 4	12	78 Jamie THOMAS 1:15.105		11	63	Matthew WREN 1:15.023	10	19 Tyler DONOVAN 1:14.901
ROW 3	9	77 David MAY 1:14.727		8	118	Darren CORKETT 1:14.289	7	23 Justin ROSE 1:14.044
ROW 2	6	97 Alex MANN 1:13.057		5	102	James FEARN 1:12.992	4	54 Andrew SAUNDERS 1:12.902
ROW 1	3	818 Alex SYMON 1:12.627		2	800	Morgan CREASEY 1:11.431	1	99 Steven BUTTERWORTH 1:11.148

Pole

These results are provisional until the conclusion of any judicial and technical matters.

Donington Park National: 1.9790 miles

Clerk Of Course:	Stewards:	Timekeeper: Craig Smith	

Results can be found at www.tsl-timing.com

Printed - 09:57 Sunday, 02 June 2024

BMCRC - MRO Championships 2024 - Rnd 4 @ Donington National

BMCRC Thunderbike Ultra & Extreme

RACE 12 - CLASSIFICATION

Race Distance: 8 Laps / 15.83 miles

POS	NO	CL	PIC	NAME	ENTRY	LAPS	TIME	GAP	DIFF	MPH	BEST	ON	GRD	↑↓
1	800	U	1	Morgan CREASEY	Suzuki GSXR 1000 K7 - Warics Ltd	8	9:44.883			97.21	1:12.151	8	2	1
2	99	U	2	Steven BUTTERWORTH	Yamaha R1 -	8	9:45.092	0.209	0.209	97.18	1:12.028	6	1	-1
3	818	U	3	Alex SYMON	Kawasaki ZX10R - MCW	8	9:46.553	1.670	1.461	96.94	1:12.240	6	3	0
4	102	U	4	James FEARN	Suzuki GSXR1000 - Waiting for sponsorship	8	9:50.812	5.929	4.259	96.24	1:12.374	5	5	1
5	54	E	1	Andrew SAUNDERS	Suzuki GSXR 750 K1 - Ron G & Super Sam	8	9:57.227	12.344	6.415	95.20	1:13.404	4	4	-1
6	97	U	5	Alex MANN	Yamaha R1 - Michael Jones Jeweller, Esprit Group, Eastgat	8	10:00.377	15.494	3.150	94.70	1:13.646	7	6	0
7	77	E	2	David MAY	Suzuki GSXR 750 K1 - Orchard cooling/ team Silver Arrows	8	10:07.834	22.951	7.457	93.54	1:14.818	6	9	2
8	19	U	6	Tyler DONOVAN	Kawasaki ZX10R - Tinder Corp	8	10:08.410	23.527	0.576	93.45	1:14.681	5	10	2
9	23	U	7	Justin ROSE	Yamaha R1 - J. Rose roofing services	8	10:08.746	23.863	0.336	93.40	1:15.105	5	7	-2
10	59	U	8	Andrew DENYER	Triumph 675 - me	8	10:16.473	31.590	7.727	92.23	1:15.658	5	14	4
11	63	U	9	Matthew WREN	Suzuki GSXR - TBR performance	8	10:19.527	34.644	3.054	91.78	1:15.867	5	11	0
12	85	U	10	Clinton WOOD	Suzuki GSXR1000 - CLINTON WOOD	8	10:19.644	34.761	0.117	91.76	1:15.761	3	18	6
13	46	U	11	Simon GATES	Yamaha R1 -	8	10:19.706	34.823	0.062	91.75	1:15.993	4	23	10
14	78	U	12	Jamie THOMAS	Suzuki GSXR 1000 - Team RubyRacing	8	10:19.829	34.946	0.123	91.73	1:15.871	2	12	-2
15	4	U	13	Hayden KILLWORTH	Suzuki GSXR 1000 - GreenPlantUK - H11xy - Helmet City	8	10:20.606	35.723	0.777	91.62	1:15.653	7	15	0
16	17	U	14	Jordan KILLWORTH	Kawasaki ZX10R - Greenplant/BK/Rabbit	8	10:20.666	35.783	0.060	91.61	1:15.659	8	16	0
17	55	E	3	Dan HORSFALL	- Lucy	8	10:26.874	41.991	6.208	90.70	1:16.677	5	19	2
18	169	U	15	Cory SMITH	Suzuki K1 1000 -	8	10:31.567	46.684	4.693	90.03	1:17.561	7	24	6
19	193	E	4	Michael MACE	-	8	10:32.338	47.455	0.771	89.92	1:17.014	8	21	2
20	92	E	5	Tommi CALDWELL	Yamaha YZF-R6 - DART Motorsport	8	10:32.460	47.577	0.122	89.90	1:16.953	8	13	-7
21	48	E	6	Shaun WALLIS	Yamaha R6 - MBC Despatch Racing	8	10:32.845	47.962	0.385	89.84	1:17.237	8	22	1
22	20*	U	16	Connor SWYER	SUZUKI GSXR 1000 K6 - WSC Performace & lleithyr farm &	8	10:36.164	51.281	3.319	89.38	1:16.596	6	20	-2
23	152	E	7	Sean GOLDSMITH	Kawasaki ZX7R - Vanguard motorsport	8	10:40.093	55.210	3.929	88.83	1:18.914	6	25	2
24	114	U	17	Richard BATE	Yamaha R1 - TEAM PSR	8	10:58.672	1:13.789	18.579	86.32	1:20.591	5	26	2
25	51	E	8	Paul BEESLEY	Aprilia MILLIE RSV -	8	10:59.357	1:14.474	0.685	86.23	1:20.358	8	27	2
26	37	E	9	Ricky WOODS	Suzuki GSXR 750 - Emma Woods	7	9:54.984	1 Lap	1 Lap	83.59	1:22.813	3	29	3
27	88	E	10	George PRINOS	Ducati 996 - KAPPA PLANNING LTD	7	10:07.923	1 Lap	12.939	81.81	1:25.266	7	30	3

NOT CLASSIFIED

DNF	117	U		Raymond STAGG	SUZUKI GSXR 750 -	7	9:16.460	1 Lap		89.37	1:16.831	4	17	
DNF	118	E		Darren CORKETT	Suzuki GSXR 750 - Jackson & Phillips	2	2:37.341	6 Laps	5 Laps	89.69	1:16.105	2	8	

FASTEST LAP

99	U	Steven BUTTERWORTH	Yamaha R1 -	6	1:12.028	98.91 mph	159.18 kph
54	E	Andrew SAUNDERS	Suzuki GSXR 750 K1 - Ron G & Super Sam	4	1:13.404	97.06 mph	156.20 kph

Comments:
No. 20 - 10 second penalty - jump start
Class U - 92.5% of Race Speed = 89.91 mph
Class E - 92.5% of Race Speed = 88.06 mph

Weather / Track : Sunny / Dry
These results are provisional until the conclusion of any judicial and technical matters.

Date: 02/06/2024 Start: 14:05 Finish: 14:15
Donington Park National: 1.9790 miles

Clerk Of Course:	Stewards:	Timekeeper: Craig Smith	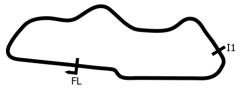

Results can be found at www.tsl-timing.com

Printed - 14:20 Sunday, 02 June 2024

BMCRC - MRO Championships 2024 - Rnd 4 @ Donington National

BMCRC Thunderbike Ultra & Extreme

RACE 12 - LAP CHART

LAP 1 @ 14:07:06.329

NO	BEHIND	LAP TIME
818		1:16.367
800	0.558	1:16.925
99	0.942	1:17.309
102	1.245	1:17.612
54	1.756	1:18.123
23	2.797	1:19.164
19	3.195	1:19.562
77	3.554	1:19.921
63	4.248	1:20.615
97	4.473	1:20.840
59	4.790	1:21.157
118	4.869	1:21.236
20	6.331	1:22.698
17	6.334	1:22.701
78	6.426	1:22.793
85	6.827	1:23.194
46	6.850	1:23.217
4	7.436	1:23.803
117	8.116	1:24.483
92	8.876	1:25.243
152	8.918	1:25.285
55	8.978	1:25.345
169	9.093	1:25.460
193	9.753	1:26.120
48	10.234	1:26.601
114	11.343	1:27.710
37	12.351	1:28.718
51	12.910	1:29.277
88	15.483	1:31.850

LAP 2 @ 14:08:19.625

NO	BEHIND	LAP TIME
800		1:12.738
99	0.395	1:12.749
818	0.537	1:13.833
102	0.954	1:13.005
54	1.926	1:13.466
23	5.159	1:15.658
19	5.477	1:15.578
77	5.723	1:15.465
97	5.895	1:14.718
63	7.505	1:16.553
118	7.678	1:16.105
59	8.243	1:16.749
78	9.001	1:15.871
85	11.042	1:17.511
46	11.113	1:17.559
17	11.220	1:18.182
20	11.870	1:18.835
4	11.977	1:17.837
117	12.138	1:17.318
55	12.649	1:16.967
92	14.250	1:18.670
169	14.702	1:18.905
152	14.857	1:19.235
193	15.069	1:18.612
48	15.383	1:18.445
114	20.578	1:22.531
51	21.813	1:22.199
37	22.396	1:23.341
88	28.160	1:25.973

LAP 3 @ 14:09:32.717

NO	BEHIND	LAP TIME
800		1:13.092
99	0.073	1:12.770
818	0.515	1:13.070
102	1.434	1:13.572
54	2.262	1:13.428
97	7.840	1:15.037
19	7.960	1:15.575
23	8.583	1:16.516
77	8.931	1:16.300
63	11.549	1:17.136
78	12.033	1:16.124
59	13.051	1:17.900
85	13.711	1:15.761
46	14.351	1:16.330
117	16.082	1:17.036
17	16.281	1:18.153
4	16.748	1:17.863
20	17.369	1:18.591
55	17.538	1:17.981
92	19.315	1:18.157
169	19.887	1:18.277
193	20.755	1:18.778
48	21.395	1:19.104
152	21.531	1:19.766
114	29.589	1:22.103
51	30.471	1:21.750
37	32.117	1:22.813
88	41.471	1:26.403

LAP 4 @ 14:10:45.635

NO	BEHIND	LAP TIME
99		1:12.845
800	0.094	1:13.012
818	0.421	1:12.824
102	1.465	1:12.949
54	2.748	1:13.404
97	9.493	1:14.571
19	9.905	1:14.863
23	11.066	1:15.401
77	11.571	1:15.558
78	15.081	1:15.966
63	15.544	1:16.913
59	16.327	1:16.194
85	16.945	1:16.152
46	17.426	1:15.993
117	19.995	1:16.831
4	20.725	1:16.895
17	20.800	1:17.437
20	21.594	1:17.143
55	22.035	1:17.415
169	24.686	1:17.717
92	24.938	1:18.541
193	25.582	1:17.745
48	26.347	1:17.870
152	27.620	1:19.007
114	38.958	1:22.287
51	40.599	1:23.046
37	42.897	1:23.698
88	54.874	1:26.321

LAP 5 @ 14:11:57.887

NO	BEHIND	LAP TIME
800		1:12.158
99	0.285	1:12.537
818	0.483	1:12.314
102	1.587	1:12.374
54	4.776	1:14.280
97	11.067	1:13.826
19	12.334	1:14.681
23	13.919	1:15.105
77	14.497	1:15.178
63	19.159	1:15.867
78	19.440	1:16.611
59	19.733	1:15.658
85	21.073	1:16.380
46	21.238	1:16.064
4	24.753	1:16.280
117	25.274	1:17.531
17	25.344	1:16.796
20	26.277	1:16.935
55	26.460	1:16.677
169	30.211	1:17.777
92	30.484	1:17.798
193	30.932	1:17.602
48	31.605	1:17.510
152	34.529	1:19.161
114	47.297	1:20.591
51	49.084	1:20.737
37	55.054	1:24.409
88	1:08.517	1:25.895

LAP 6 @ 14:13:10.200

NO	BEHIND	LAP TIME
99		1:12.028
800	0.077	1:12.390
818	0.410	1:12.240
102	1.711	1:12.437
54	6.987	1:14.524
97	12.439	1:13.685
19	15.622	1:15.601
23	16.778	1:15.172
77	17.002	1:14.818
63	24.340	1:17.494
59	24.602	1:17.182
78	24.697	1:17.570
85	25.047	1:16.287
46	25.078	1:16.153
4	28.691	1:16.251
17	29.083	1:16.052
117	30.058	1:17.097
20	30.560	1:16.596
55	31.163	1:17.016
92	36.014	1:17.843
169	36.101	1:18.203
193	36.758	1:18.139
48	37.166	1:17.874
152	41.130	1:18.914
114	56.617	1:21.633
51	57.797	1:21.026
37	1:07.945	1:25.204

LAP 7 @ 14:14:22.694

NO	BEHIND	LAP TIME
800		1:12.417
99	0.078	1:12.572
818	0.214	1:12.298
102	3.184	1:13.967
54	9.734	1:15.241
88	1 Lap	1:26.215
97	13.591	1:13.646
77	19.558	1:15.050
19	19.764	1:16.636
23	20.012	1:15.728
59	28.071	1:15.963
63	28.485	1:16.639
46	29.268	1:16.684
78	29.428	1:17.225
85	29.905	1:17.352
4	31.850	1:15.653
17	32.275	1:15.686
20	35.463	1:17.397
55	36.820	1:18.151
169	41.168	1:17.561
193	42.592	1:18.328
92	42.775	1:19.255
48	42.876	1:18.204
117	43.728	1:26.164 P
152	47.928	1:19.292
114	1:05.158	1:21.035
51	1:06.267	1:20.964

LAP 8 @ 14:15:34.845

NO	BEHIND	LAP TIME
800		1:12.151
99	0.209	1:12.282
818	1.670	1:13.607
102	5.929	1:14.896
37	1 Lap	1:26.801
54	12.344	1:14.761
97	15.494	1:14.054
77	22.951	1:15.544
88	1 Lap	1:25.266
19	23.527	1:15.914
23	23.863	1:16.002
59	31.590	1:15.670
63	34.644	1:18.310
85	34.761	1:17.007
46	34.823	1:17.706
78	34.946	1:17.669
4	35.723	1:16.024
17	35.783	1:15.659
20	41.281	1:17.969
55	41.991	1:17.322
169	46.684	1:17.667
193	47.455	1:17.014
92	47.577	1:16.953
48	47.962	1:17.237
152	55.210	1:19.433
114	1:13.789	1:20.782
51	1:14.474	1:20.358

Weather / Track : Sunny / Dry

Donington Park National: 1.9790 miles
Date: 02/06/2024 Start: 14:05 Finish: 14:15

Results can be found at www.tsl-timing.com

Printed - 14:20 Sunday, 02 June 2024

BMCRC - MRO Championships 2024 - Rnd 4 @ Donington National

BMCRC Thunderbike Ultra & Extreme

RACE 12 - POSITION CHART

No	Name	Lap / Pos	1	2	3	4	5	6	7	8
99	BUTTERWORTH	1	818	800	800	99	800	99	800	800
800	CREASEY	2	800	99	99	800	99	800	99	99
818	SYMON	3	99	818	818	818	818	818	818	818
54	SAUNDERS	4	102	102	102	102	102	102	102	102
102	FEARN	5	54	54	54	54	54	54	54	54
97	MANN	6	23	23	97	97	97	97	97	97
23	ROSE	7	19	19	19	19	19	19	77	77
118	CORKETT	8	77	77	23	23	23	23	19	19
77	MAY	9	63	97	77	77	77	77	23	23
19	DONOVAN	10	97	63	63	78	63	63	59	59
63	WREN	11	59	118	78	63	78	59	63	63
78	THOMAS	12	118	59	59	59	59	78	46	85
92	CALDWELL	13	20	78	85	85	85	85	78	46
59	DENYER	14	17	85	46	46	46	46	85	78
4	KILLWORTH	15	78	46	117	117	4	4	4	4
17	KILLWORTH	16	85	17	17	4	117	17	17	17
117	STAGG	17	46	20	4	17	17	117	20	20
85	WOOD	18	4	4	20	20	20	20	55	55
55	HORSFALL	19	117	117	55	55	55	55	169	169
20	SWYER	20	92	55	92	169	169	92	193	193
193	MACE	21	152	92	169	92	92	169	92	92
48	WALLIS	22	55	169	193	193	193	193	48	48
46	GATES	23	169	152	48	48	48	48	*117*	152
169	SMITH	24	193	193	152	152	152	152	152	114
152	GOLDSMITH	25	48	48	114	114	114	114	114	51
114	BATE	26	114	114	51	51	51	51	51	
51	BEESLEY	27	37	51	37	37	37	37	37	
37	WOODS	28	51	37	88	88	88	88	88	
88	PRINOS	29	88	88						

Weather / Track : Sunny / Dry

Donington Park National: 1.9790 miles
Date: 02/06/2024 Start: 14:05 Finish: 14:15

Results can be found at www.tsl-timing.com

Printed - 14:20 Sunday, 02 June 2024

BMCRC - MRO Championships 2024 - Rnd 4 @ Donington National

BMCRC Thunderbike Ultra & Extreme

RACE 12 - SECTOR ANALYSIS

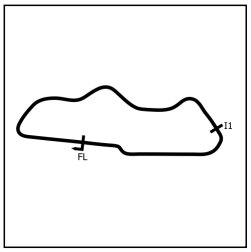

SECTOR 1 = FL to I1, SECTOR 2 = I1 to FL, DIFF = Difference To Personal Best Lap, P = Crossed Finish Line in Pit Lane, D = Time Disallowed

P1 800 U Morgan CREASEY Suzuki GSXR 1000 K7 - Warics Ltd

IDEAL LAP TIME : 1:11.767 BEST LAP TIME : 1:12.151 DIFFERENCE : 0.384

LAP	SECTOR 1	SECTOR 2	LAP TIME	MPH	DIFF	TIME OF DAY
1 -		25.694	1:16.925	92.61	4.774	14:07:06.887
2 -	47.210	25.528	1:12.738	97.94	0.587	14:08:19.625
3 -	47.576	25.516	1:13.092	97.47	0.941	14:09:32.717
4 -	47.512	25.500	1:13.012	97.58	0.861	14:10:45.729
5 -	***46.722***	25.436	1:12.158 **(2)**	98.73	0.007	14:11:57.887
6 -	47.345	***25.045***	1:12.390 **(3)**	98.42	0.239	14:13:10.277
7 -	47.058	25.359	1:12.417	98.38	0.266	14:14:22.694
8 -	46.891	25.260	***1:12.151*** **(1)**	***98.74***		***14:15:34.845***

P2 99 U Steven BUTTERWORTH Yamaha R1 -

IDEAL LAP TIME : 1:11.923 BEST LAP TIME : 1:12.028 DIFFERENCE : 0.105

LAP	SECTOR 1	SECTOR 2	LAP TIME	MPH	DIFF	TIME OF DAY
1 -		25.782	1:17.309	92.15	5.281	14:07:07.271
2 -	47.284	25.465	1:12.749	97.93	0.721	14:08:20.020
3 -	47.455	25.315	1:12.770	97.90	0.742	14:09:32.790
4 -	47.291	25.554	1:12.845	97.80	0.817	14:10:45.635
5 -	47.049	25.488	1:12.537 **(3)**	98.22	0.509	14:11:58.172
6 -	46.819	***25.209***	***1:12.028*** **(1)**	***98.91***		***14:13:10.200***
7 -	47.066	25.506	1:12.572	98.17	0.544	14:14:22.772
8 -	***46.714***	25.568	1:12.282 **(2)**	98.56	0.254	14:15:35.054

P3 818 U Alex SYMON Kawasaki ZX10R - MCW

IDEAL LAP TIME : 1:11.914 BEST LAP TIME : 1:12.240 DIFFERENCE : 0.326

LAP	SECTOR 1	SECTOR 2	LAP TIME	MPH	DIFF	TIME OF DAY
1 -		25.552	1:16.367	93.29	4.127	14:07:06.329
2 -	48.025	25.808	1:13.833	96.49	1.593	14:08:20.162
3 -	47.742	25.328	1:13.070	97.50	0.830	14:09:33.232
4 -	47.179	25.645	1:12.824	97.83	0.584	14:10:46.056
5 -	***46.852***	25.462	1:12.314 **(3)**	98.52	0.074	14:11:58.370
6 -	47.175	25.065	***1:12.240*** **(1)**	***98.62***		***14:13:10.610***
7 -	47.236	***25.062***	1:12.298 **(2)**	98.54	0.058	14:14:22.908
8 -	48.167	25.440	1:13.607	96.79	1.367	14:15:36.515

P4 102 U James FEARN Suzuki GSXR1000 - Waiting for sponsorship

IDEAL LAP TIME : 1:12.267 BEST LAP TIME : 1:12.374 DIFFERENCE : 0.107

LAP	SECTOR 1	SECTOR 2	LAP TIME	MPH	DIFF	TIME OF DAY
1 -		25.932	1:17.612	91.79	5.238	14:07:07.574
2 -	47.348	25.657	1:13.005	97.59	0.631	14:08:20.579
3 -	47.922	25.650	1:13.572	96.83	1.198	14:09:34.151
4 -	47.263	25.686	1:12.949 **(3)**	97.66	0.575	14:10:47.100
5 -	***46.908***	25.466	***1:12.374*** **(1)**	***98.44***		***14:11:59.474***
6 -	47.078	***25.359***	1:12.437 **(2)**	98.35	0.063	14:13:11.911
7 -	48.140	25.827	1:13.967	96.32	1.593	14:14:25.878
8 -	48.241	26.655	1:14.896	95.12	2.522	14:15:40.774

P5 54 E Andrew SAUNDERS Suzuki GSXR 750 K1 - Ron G & Super Sam

IDEAL LAP TIME : 1:13.381 BEST LAP TIME : 1:13.404 DIFFERENCE : 0.023

LAP	SECTOR 1	SECTOR 2	LAP TIME	MPH	DIFF	TIME OF DAY
1 -		26.238	1:18.123	91.19	4.719	14:07:08.085
2 -	47.408	26.058	1:13.466 **(3)**	96.97	0.062	14:08:21.551
3 -	***47.355***	26.073	1:13.428 **(2)**	97.02	0.024	14:09:34.979
4 -	47.378	***26.026***	***1:13.404*** **(1)**	***97.06***		***14:10:48.383***
5 -	47.680	26.600	1:14.280	95.91	0.876	14:12:02.663
6 -	48.280	26.244	1:14.524	95.60	1.120	14:13:17.187
7 -	48.656	26.585	1:15.241	94.69	1.837	14:14:32.428
8 -	48.219	26.542	1:14.761	95.29	1.357	14:15:47.189

Weather / Track : Sunny / Dry

Donington Park National: 1.9790 miles
Date: 02/06/2024 Start: 14:05 Finish: 14:15

BMCRC - MRO Championships 2024 - Rnd 4 @ Donington National

BMCRC Thunderbike Ultra & Extreme

RACE 12 - SECTOR ANALYSIS

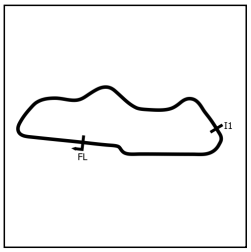

SECTOR 1 = FL to I1, SECTOR 2 = I1 to FL, DIFF = Difference To Personal Best Lap, P = Crossed Finish Line in Pit Lane, D = Time Disallowed

P6 97 U Alex MANN — Yamaha R1 - Michael Jones Jeweller, Esprit Group, Eastgate C

IDEAL LAP TIME : 1:13.510 BEST LAP TIME : 1:13.646 DIFFERENCE : 0.136

LAP	SECTOR 1	SECTOR 2	LAP TIME	MPH	DIFF	TIME OF DAY
1 -		27.025	1:20.840	88.13	7.194	14:07:10.802
2 -	48.855	25.863	1:14.718	95.35	1.072	14:08:25.520
3 -	48.807	26.230	1:15.037	94.94	1.391	14:09:40.557
4 -	48.236	26.335	1:14.571	95.54	0.925	14:10:55.128
5 -	47.969	***25.857***	1:13.826 **(3)**	96.50	0.180	14:12:08.954
6 -	***47.653***	26.032	1:13.685 **(2)**	96.69	0.039	14:13:22.639
7 -	47.681	25.965	***1:13.646*** **(1)**	***96.74***		***14:14:36.285***
8 -	48.055	25.999	1:14.054	96.20	0.408	14:15:50.339

P7 77 E David MAY — Suzuki GSXR 750 K1 - Orchard cooling/ team Silver Arrows

IDEAL LAP TIME : 1:14.818 BEST LAP TIME : 1:14.818 DIFFERENCE : 0.000

LAP	SECTOR 1	SECTOR 2	LAP TIME	MPH	DIFF	TIME OF DAY
1 -		26.625	1:19.921	89.14	5.103	14:07:09.883
2 -	48.926	26.539	1:15.465	94.40	0.647	14:08:25.348
3 -	49.397	26.903	1:16.300	93.37	1.482	14:09:41.648
4 -	48.908	26.650	1:15.558	94.29	0.740	14:10:57.206
5 -	48.717	26.461	1:15.178 **(3)**	94.77	0.360	14:12:12.384
6 -	***48.574***	***26.244***	***1:14.818*** **(1)**	***95.22***		***14:13:27.202***
7 -	48.669	26.381	1:15.050 **(2)**	94.93	0.232	14:14:42.252
8 -	49.069	26.475	1:15.544	94.31	0.726	14:15:57.796

P8 19 U Tyler DONOVAN — Kawasaki ZX10R - Tinder Corp

IDEAL LAP TIME : 1:14.495 BEST LAP TIME : 1:14.681 DIFFERENCE : 0.186

LAP	SECTOR 1	SECTOR 2	LAP TIME	MPH	DIFF	TIME OF DAY
1 -		26.350	1:19.562	89.54	4.881	14:07:09.524
2 -	48.944	26.634	1:15.578	94.26	0.897	14:08:25.102
3 -	48.961	26.614	1:15.575 **(3)**	94.27	0.894	14:09:40.677
4 -	48.582	***26.281***	1:14.863 **(2)**	95.16	0.182	14:10:55.540
5 -	***48.214***	26.467	***1:14.681*** **(1)**	***95.40***		***14:12:10.221***
6 -	48.812	26.789	1:15.601	94.24	0.920	14:13:25.822
7 -	49.471	27.165	1:16.636	92.96	1.955	14:14:42.458
8 -	49.404	26.510	1:15.914	93.85	1.233	14:15:58.372

P9 23 U Justin ROSE — Yamaha R1 - J. Rose roofing services

IDEAL LAP TIME : 1:14.821 BEST LAP TIME : 1:15.105 DIFFERENCE : 0.284

LAP	SECTOR 1	SECTOR 2	LAP TIME	MPH	DIFF	TIME OF DAY
1 -		26.585	1:19.164	89.99	4.059	14:07:09.126
2 -	48.939	26.719	1:15.658	94.16	0.553	14:08:24.784
3 -	49.563	26.953	1:16.516	93.11	1.411	14:09:41.300
4 -	48.905	26.496	1:15.401 **(3)**	94.49	0.296	14:10:56.701
5 -	48.644	26.461	***1:15.105*** **(1)**	***94.86***		***14:12:11.806***
6 -	***48.581***	26.591	1:15.172 **(2)**	94.77	0.067	14:13:26.978
7 -	49.488	***26.240***	1:15.728	94.08	0.623	14:14:42.706
8 -	49.270	26.732	1:16.002	93.74	0.897	14:15:58.708

P10 59 U Andrew DENYER — Triumph 675 - me

IDEAL LAP TIME : 1:15.341 BEST LAP TIME : 1:15.658 DIFFERENCE : 0.317

LAP	SECTOR 1	SECTOR 2	LAP TIME	MPH	DIFF	TIME OF DAY
1 -		27.036	1:21.157	87.78	5.499	14:07:11.119
2 -	49.929	26.820	1:16.749	92.83	1.091	14:08:27.868
3 -	51.067	26.833	1:17.900	91.45	2.242	14:09:45.768
4 -	49.492	26.702	1:16.194	93.50	0.536	14:11:01.962
5 -	***48.881***	26.777	***1:15.658*** **(1)**	***94.16***		***14:12:17.620***
6 -	49.914	27.268	1:17.182	92.30	1.524	14:13:34.802
7 -	49.503	***26.460***	1:15.963 **(3)**	93.79	0.305	14:14:50.765
8 -	49.143	26.527	1:15.670 **(2)**	94.15	0.012	14:16:06.435

Weather / Track : Sunny / Dry

Donington Park National: 1.9790 miles
Date: 02/06/2024 Start: 14:05 Finish: 14:15

BMCRC - MRO Championships 2024 - Rnd 4 @ Donington National

BMCRC Thunderbike Ultra & Extreme

RACE 12 - SECTOR ANALYSIS

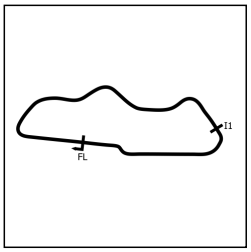

SECTOR 1 = FL to I1, SECTOR 2 = I1 to FL, DIFF = Difference To Personal Best Lap, P = Crossed Finish Line in Pit Lane, D = Time Disallowed

P11 63 U Matthew WREN Suzuki GSXR - TBR performance

IDEAL LAP TIME : 1:15.769 BEST LAP TIME : 1:15.867 DIFFERENCE : 0.098

LAP	SECTOR 1	SECTOR 2	LAP TIME	MPH	DIFF	TIME OF DAY
1 -		27.029	1:20.615	88.37	4.748	14:07:10.577
2 -	49.796	26.757	1:16.553 (2)	93.06	0.686	14:08:27.130
3 -	50.164	26.972	1:17.136	92.36	1.269	14:09:44.266
4 -	50.037	26.876	1:16.913	92.63	1.046	14:11:01.179
5 -	***49.222***	26.645	***1:15.867 (1)***	***93.90***		***14:12:17.046***
6 -	50.234	27.260	1:17.494	91.93	1.627	14:13:34.540
7 -	50.092	***26.547***	1:16.639 (3)	92.96	0.772	14:14:51.179
8 -	49.349	28.961	1:18.310	90.97	2.443	14:16:09.489

P12 85 U Clinton WOOD Suzuki GSXR1000 - CLINTON WOOD

IDEAL LAP TIME : 1:15.761 BEST LAP TIME : 1:15.761 DIFFERENCE : 0.000

LAP	SECTOR 1	SECTOR 2	LAP TIME	MPH	DIFF	TIME OF DAY
1 -		27.737	1:23.194	85.63	7.433	14:07:13.156
2 -	50.370	27.141	1:17.511	91.91	1.750	14:08:30.667
3 -	***49.296***	***26.465***	***1:15.761 (1)***	***94.04***		***14:09:46.428***
4 -	49.557	26.595	1:16.152 (2)	93.55	0.391	14:11:02.580
5 -	49.866	26.514	1:16.380	93.27	0.619	14:12:18.960
6 -	49.324	26.963	1:16.287 (3)	93.39	0.526	14:13:35.247
7 -	50.487	26.865	1:17.352	92.10	1.591	14:14:52.599
8 -	49.704	27.303	1:17.007	92.51	1.246	14:16:09.606

P13 46 U Simon GATES Yamaha R1 -

IDEAL LAP TIME : 1:15.780 BEST LAP TIME : 1:15.993 DIFFERENCE : 0.213

LAP	SECTOR 1	SECTOR 2	LAP TIME	MPH	DIFF	TIME OF DAY
1 -		27.131	1:23.217	85.61	7.224	14:07:13.179
2 -	50.676	26.883	1:17.559	91.86	1.566	14:08:30.738
3 -	49.666	26.664	1:16.330	93.33	0.337	14:09:47.068
4 -	***49.470***	26.523	***1:15.993 (1)***	***93.75***		***14:11:03.061***
5 -	49.754	***26.310***	1:16.064 (2)	93.66	0.071	14:12:19.125
6 -	49.492	26.661	1:16.153 (3)	93.55	0.160	14:13:35.278
7 -	49.918	26.766	1:16.684	92.90	0.691	14:14:51.962
8 -	49.991	27.715	1:17.706	91.68	1.713	14:16:09.668

P14 78 U Jamie THOMAS Suzuki GSXR 1000 - Team RubyRacing

IDEAL LAP TIME : 1:15.668 BEST LAP TIME : 1:15.871 DIFFERENCE : 0.203

LAP	SECTOR 1	SECTOR 2	LAP TIME	MPH	DIFF	TIME OF DAY
1 -		27.250	1:22.793	86.05	6.922	14:07:12.755
2 -	49.502	***26.369***	***1:15.871 (1)***	***93.90***		***14:08:28.626***
3 -	49.663	26.461	1:16.124 (3)	93.59	0.253	14:09:44.750
4 -	***49.299***	26.667	1:15.966 (2)	93.78	0.095	14:11:00.716
5 -	49.378	27.233	1:16.611	92.99	0.740	14:12:17.327
6 -	49.744	27.826	1:17.570	91.84	1.699	14:13:34.897
7 -	49.945	27.280	1:17.225	92.25	1.354	14:14:52.122
8 -	49.922	27.747	1:17.669	91.73	1.798	14:16:09.791

P15 4 U Hayden KILLWORTH Suzuki GSXR 1000 - GreenPlantUK - H11xy - Helmet City

IDEAL LAP TIME : 1:15.653 BEST LAP TIME : 1:15.653 DIFFERENCE : 0.000

LAP	SECTOR 1	SECTOR 2	LAP TIME	MPH	DIFF	TIME OF DAY
1 -		27.410	1:23.803	85.01	8.150	14:07:13.765
2 -	50.834	27.003	1:17.837	91.53	2.184	14:08:31.602
3 -	50.587	27.276	1:17.863	91.50	2.210	14:09:49.465
4 -	49.944	26.951	1:16.895	92.65	1.242	14:11:06.360
5 -	49.441	26.839	1:16.280	93.40	0.627	14:12:22.640
6 -	49.411	26.840	1:16.251 (3)	93.43	0.598	14:13:38.891
7 -	***49.030***	***26.623***	***1:15.653 (1)***	***94.17***		***14:14:54.544***
8 -	49.401	***26.623***	1:16.024 (2)	93.71	0.371	14:16:10.568

Weather / Track : Sunny / Dry

Donington Park National: 1.9790 miles
Date: 02/06/2024 Start: 14:05 Finish: 14:15

BMCRC - MRO Championships 2024 - Rnd 4 @ Donington National

BMCRC Thunderbike Ultra & Extreme

RACE 12 - SECTOR ANALYSIS

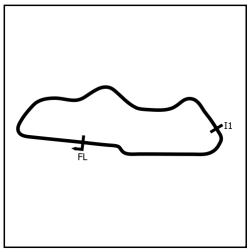

SECTOR 1 = FL to I1, SECTOR 2 = I1 to FL, DIFF = Difference To Personal Best Lap, P = Crossed Finish Line in Pit Lane, D = Time Disallowed

P16 17 U Jordan KILLWORTH Kawasaki ZX10R - Greenplant/BK/Rabbit

IDEAL LAP TIME : 1:15.625 BEST LAP TIME : 1:15.659 DIFFERENCE : 0.034

LAP	SECTOR 1	SECTOR 2	LAP TIME	MPH	DIFF	TIME OF DAY
1 -		27.684	1:22.701	86.14	7.042	14:07:12.663
2 -	50.562	27.620	1:18.182	91.12	2.523	14:08:30.845
3 -	50.703	27.450	1:18.153	91.16	2.494	14:09:48.998
4 -	50.150	27.287	1:17.437	92.00	1.778	14:11:06.435
5 -	49.891	26.905	1:16.796	92.77	1.137	14:12:23.231
6 -	49.469	26.583	1:16.052 (3)	93.68	0.393	14:13:39.283
7 -	49.186	***26.500***	1:15.686 (2)	94.13	0.027	14:14:54.969
8 -	***49.125***	26.534	***1:15.659 (1)***	***94.16***		***14:16:10.628***

P17 55 E Dan HORSFALL - Lucy

IDEAL LAP TIME : 1:16.372 BEST LAP TIME : 1:16.677 DIFFERENCE : 0.305

LAP	SECTOR 1	SECTOR 2	LAP TIME	MPH	DIFF	TIME OF DAY
1 -		27.310	1:25.345	83.48	8.668	14:07:15.307
2 -	50.122	***26.845***	1:16.967 (2)	92.56	0.290	14:08:32.274
3 -	50.521	27.460	1:17.981	91.36	1.304	14:09:50.255
4 -	50.171	27.244	1:17.415	92.03	0.738	14:11:07.670
5 -	***49.527***	27.150	***1:16.677 (1)***	***92.91***		***14:12:24.347***
6 -	49.910	27.106	1:17.016 (3)	92.50	0.339	14:13:41.363
7 -	50.176	27.975	1:18.151	91.16	1.474	14:14:59.514
8 -	50.300	27.022	1:17.322	92.14	0.645	14:16:16.836

P18 169 U Cory SMITH Suzuki K1 1000 -

IDEAL LAP TIME : 1:17.379 BEST LAP TIME : 1:17.561 DIFFERENCE : 0.182

LAP	SECTOR 1	SECTOR 2	LAP TIME	MPH	DIFF	TIME OF DAY
1 -		27.249	1:25.460	83.36	7.899	14:07:15.422
2 -	51.401	27.504	1:18.905	90.29	1.344	14:08:34.327
3 -	50.877	27.400	1:18.277	91.01	0.716	14:09:52.604
4 -	50.489	27.228	1:17.717 (3)	91.67	0.156	14:11:10.321
5 -	***50.296***	27.481	1:17.777	91.60	0.216	14:12:28.098
6 -	50.600	27.603	1:18.203	91.10	0.642	14:13:46.301
7 -	50.330	27.231	***1:17.561 (1)***	***91.85***		***14:15:03.862***
8 -	50.584	***27.083***	1:17.667 (2)	91.73	0.106	14:16:21.529

P19 193 E Michael MACE -

IDEAL LAP TIME : 1:17.014 BEST LAP TIME : 1:17.014 DIFFERENCE : 0.000

LAP	SECTOR 1	SECTOR 2	LAP TIME	MPH	DIFF	TIME OF DAY
1 -		27.625	1:26.120	82.72	9.106	14:07:16.082
2 -	51.024	27.588	1:18.612	90.63	1.598	14:08:34.694
3 -	51.058	27.720	1:18.778	90.43	1.764	14:09:53.472
4 -	50.358	27.387	1:17.745 (3)	91.64	0.731	14:11:11.217
5 -	50.241	***27.361***	1:17.602 (2)	91.81	0.588	14:12:28.819
6 -	50.570	27.569	1:18.139	91.17	1.125	14:13:46.958
7 -	50.137	28.191	1:18.328	90.95	1.314	14:15:05.286
8 -	***49.653***	***27.361***	***1:17.014 (1)***	***92.51***		***14:16:22.300***

P20 92 E Tommi CALDWELL Yamaha YZF-R6 - DART Motorsport

IDEAL LAP TIME : 1:16.953 BEST LAP TIME : 1:16.953 DIFFERENCE : 0.000

LAP	SECTOR 1	SECTOR 2	LAP TIME	MPH	DIFF	TIME OF DAY
1 -		28.545	1:25.243	83.58	8.290	14:07:15.205
2 -	51.329	27.341	1:18.670	90.56	1.717	14:08:33.875
3 -	50.443	27.714	1:18.157	91.15	1.204	14:09:52.032
4 -	50.815	27.726	1:18.541	90.71	1.588	14:11:10.573
5 -	50.336	27.462	1:17.798 (2)	91.57	0.845	14:12:28.371
6 -	50.551	27.292	1:17.843 (3)	91.52	0.890	14:13:46.214
7 -	50.607	28.648	1:19.255	89.89	2.302	14:15:05.469
8 -	***49.801***	***27.152***	***1:16.953 (1)***	***92.58***		***14:16:22.422***

Weather / Track : Sunny / Dry

Donington Park National: 1.9790 miles
Date: 02/06/2024 Start: 14:05 Finish: 14:15

BMCRC - MRO Championships 2024 - Rnd 4 @ Donington National

BMCRC Thunderbike Ultra & Extreme

RACE 12 - SECTOR ANALYSIS

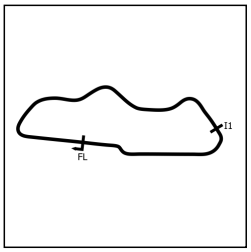

SECTOR 1 = FL to I1, SECTOR 2 = I1 to FL, DIFF = Difference To Personal Best Lap, P = Crossed Finish Line in Pit Lane, D = Time Disallowed

P21 48 E Shaun WALLIS Yamaha R6 - MBC Despatch Racing

IDEAL LAP TIME : 1:16.820 BEST LAP TIME : 1:17.237 DIFFERENCE : 0.417

LAP	SECTOR 1	SECTOR 2	LAP TIME	MPH	DIFF	TIME OF DAY
1 -		27.868	1:26.601	82.26	9.364	14:07:16.563
2 -	50.779	27.666	1:18.445	90.82	1.208	14:08:35.008
3 -	51.013	28.091	1:19.104	90.06	1.867	14:09:54.112
4 -	50.467	27.403	1:17.870 (3)	91.49	0.633	14:11:11.982
5 -	***49.910***	27.600	1:17.510 (2)	91.91	0.273	14:12:29.492
6 -	50.314	27.560	1:17.874	91.48	0.637	14:13:47.366
7 -	50.259	27.945	1:18.204	91.10	0.967	14:15:05.570
8 -	50.327	***26.910***	***1:17.237 (1)***	***92.24***		***14:16:22.807***

P22 20 U Connor SWYER SUZUKI GSXR 1000 K6 - WSC Performace & lleithyr farm & dac

IDEAL LAP TIME : 1:16.454 BEST LAP TIME : 1:16.596 DIFFERENCE : 0.142

LAP	SECTOR 1	SECTOR 2	LAP TIME	MPH	DIFF	TIME OF DAY
1 -		27.463	1:22.698	86.15	6.102	14:07:12.660
2 -	51.552	27.283	1:18.835	90.37	2.239	14:08:31.495
3 -	51.031	27.560	1:18.591	90.65	1.995	14:09:50.086
4 -	50.016	27.127	1:17.143 (3)	92.35	0.547	14:11:07.229
5 -	***49.529***	27.406	1:16.935 (2)	92.60	0.339	14:12:24.164
6 -	49.671	***26.925***	***1:16.596 (1)***	***93.01***		***14:13:40.760***
7 -	50.188	27.209	1:17.397	92.05	0.801	14:14:58.157
8 -	50.600	27.369	1:17.969	91.37	1.373	14:16:16.126

P23 152 E Sean GOLDSMITH Kawasaki ZX7R - Vanguard motorsport

IDEAL LAP TIME : 1:18.688 BEST LAP TIME : 1:18.914 DIFFERENCE : 0.226

LAP	SECTOR 1	SECTOR 2	LAP TIME	MPH	DIFF	TIME OF DAY
1 -		27.948	1:25.285	83.53	6.371	14:07:15.247
2 -	***51.298***	27.937	1:19.235	89.91	0.321	14:08:34.482
3 -	52.066	27.700	1:19.766	89.31	0.852	14:09:54.248
4 -	51.380	27.627	1:19.007 (2)	90.17	0.093	14:11:13.255
5 -	51.486	27.675	1:19.161 (3)	90.00	0.247	14:12:32.416
6 -	51.524	***27.390***	***1:18.914 (1)***	***90.28***		***14:13:51.330***
7 -	51.779	27.513	1:19.292	89.85	0.378	14:15:10.622
8 -	51.773	27.660	1:19.433	89.69	0.519	14:16:30.055

P24 114 U Richard BATE Yamaha R1 - TEAM PSR

IDEAL LAP TIME : 1:20.580 BEST LAP TIME : 1:20.591 DIFFERENCE : 0.011

LAP	SECTOR 1	SECTOR 2	LAP TIME	MPH	DIFF	TIME OF DAY
1 -		***28.196***	1:27.710	81.22	7.119	14:07:17.672
2 -	54.051	28.480	1:22.531	86.32	1.940	14:08:40.203
3 -	53.213	28.890	1:22.103	86.77	1.512	14:10:02.306
4 -	53.593	28.694	1:22.287	86.58	1.696	14:11:24.593
5 -	***52.384***	28.207	***1:20.591 (1)***	***88.40***		***14:12:45.184***
6 -	52.617	29.016	1:21.633	87.27	1.042	14:14:06.817
7 -	52.805	28.230	1:21.035 (3)	87.92	0.444	14:15:27.852
8 -	52.543	28.239	1:20.782 (2)	88.19	0.191	14:16:48.634

P25 51 E Paul BEESLEY Aprilia MILLIE RSV -

IDEAL LAP TIME : 1:20.304 BEST LAP TIME : 1:20.358 DIFFERENCE : 0.054

LAP	SECTOR 1	SECTOR 2	LAP TIME	MPH	DIFF	TIME OF DAY
1 -		29.287	1:29.277	79.80	8.919	14:07:19.239
2 -	53.428	28.771	1:22.199	86.67	1.841	14:08:41.438
3 -	52.565	29.185	1:21.750	87.15	1.392	14:10:03.188
4 -	53.895	29.151	1:23.046	85.79	2.688	14:11:26.234
5 -	***52.144***	28.593	1:20.737 (2)	88.24	0.379	14:12:46.971
6 -	52.610	28.416	1:21.026	87.93	0.668	14:14:07.997
7 -	52.477	28.487	1:20.964 (3)	87.99	0.606	14:15:28.961
8 -	52.198	***28.160***	***1:20.358 (1)***	***88.66***		***14:16:49.319***

Weather / Track : Sunny / Dry

Donington Park National: 1.9790 miles
Date: 02/06/2024 Start: 14:05 Finish: 14:15

BMCRC - MRO Championships 2024 - Rnd 4 @ Donington National

BMCRC Thunderbike Ultra & Extreme

RACE 12 - SECTOR ANALYSIS

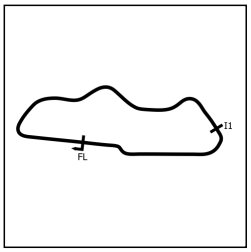

SECTOR 1 = FL to I1, SECTOR 2 = I1 to FL, DIFF = Difference To Personal Best Lap, P = Crossed Finish Line in Pit Lane, D = Time Disallowed

P26 37 E Ricky WOODS Suzuki GSXR 750 - Emma Woods

IDEAL LAP TIME : 1:22.669 BEST LAP TIME : 1:22.813 DIFFERENCE : 0.144

LAP	SECTOR 1	SECTOR 2	LAP TIME	MPH	DIFF	TIME OF DAY
1 -		***29.520***	1:28.718	80.30	5.905	14:07:18.680
2 -	53.516	29.825	1:23.341 **(2)**	85.48	0.528	14:08:42.021
3 -	***53.149***	29.664	***1:22.813*** **(1)**	***86.03***		***14:10:04.834***
4 -	53.824	29.874	1:23.698 **(3)**	85.12	0.885	14:11:28.532
5 -	53.884	30.525	1:24.409	84.40	1.596	14:12:52.941
6 -	54.779	30.425	1:25.204	83.61	2.391	14:14:18.145
7 -	55.526	31.275	1:26.801	82.08	3.988	14:15:44.946

P27 88 E George PRINOS Ducati 996 - KAPPA PLANNING LTD

IDEAL LAP TIME : 1:25.124 BEST LAP TIME : 1:25.266 DIFFERENCE : 0.142

LAP	SECTOR 1	SECTOR 2	LAP TIME	MPH	DIFF	TIME OF DAY
1 -		30.128	1:31.850	77.56	6.584	14:07:21.812
2 -	56.068	***29.905***	1:25.973 **(3)**	82.87	0.707	14:08:47.785
3 -	55.966	30.437	1:26.403	82.45	1.137	14:10:14.188
4 -	56.385	29.936	1:26.321	82.53	1.055	14:11:40.509
5 -	55.762	30.133	1:25.895 **(2)**	82.94	0.629	14:13:06.404
6 -	56.022	30.193	1:26.215	82.63	0.949	14:14:32.619
7 -	***55.219***	30.047	***1:25.266*** **(1)**	***83.55***		***14:15:57.885***

P28 117 U Raymond STAGG SUZUKI GSXR 750 -

IDEAL LAP TIME : 1:16.467 BEST LAP TIME : 1:16.831 DIFFERENCE : 0.364

LAP	SECTOR 1	SECTOR 2	LAP TIME	MPH	DIFF	TIME OF DAY
1 -		26.844	1:24.483	84.33	7.652	14:07:14.445
2 -	50.423	26.895	1:17.318	92.14	0.487	14:08:31.763
3 -	50.127	26.909	1:17.036 **(2)**	92.48	0.205	14:09:48.799
4 -	***49.658***	27.173	***1:16.831*** **(1)**	***92.73***		***14:11:05.630***
5 -	50.419	27.112	1:17.531	91.89	0.700	14:12:23.161
6 -	50.288	***26.809***	1:17.097 **(3)**	92.41	0.266	14:13:40.258
7 -	49.977	IN PIT	1:26.164 **P**	82.68	9.333	14:15:06.422

P29 118 E Darren CORKETT Suzuki GSXR 750 - Jackson & Phillips

IDEAL LAP TIME : 1:15.312 BEST LAP TIME : 1:16.105 DIFFERENCE : 0.793

LAP	SECTOR 1	SECTOR 2	LAP TIME	MPH	DIFF	TIME OF DAY
1 -		26.969	1:21.236	87.70	5.131	14:07:11.198
2 -	49.320	***26.785***	***1:16.105*** **(1)**	***93.61***		***14:08:27.303***

Weather / Track : Sunny / Dry

Donington Park National: 1.9790 miles
Date: 02/06/2024 Start: 14:05 Finish: 14:15

BMCRC - MRO Championships 2024 - Rnd 4 @ Donington National

BMCRC Thunderbike Ultra & Extreme

RACE 12 - BEST SECTORS

SECTOR 1				SECTOR 2			IDEAL / BEST COMPARISON					
POS	NO	NAME	TIME	NO	NAME	TIME	POS	NO	NAME	IDEAL	BEST	DIFF
									PERFECT LAP	1:11.759		
1	99	BUTTERWORTH	46.714	800	CREASEY	25.045	1	800	CREASEY	1:11.767	1:12.151	0.384
2	800	CREASEY	46.722	818	SYMON	25.062	2	818	SYMON	1:11.914	1:12.240	0.326
3	818	SYMON	46.852	99	BUTTERWORTH	25.209	3	99	BUTTERWORTH	1:11.923	1:12.028	0.105
4	102	FEARN	46.908	102	FEARN	25.359	4	102	FEARN	1:12.267	1:12.374	0.107
5	54	SAUNDERS	47.355	97	MANN	25.857	5	54	SAUNDERS	1:13.381	1:13.404	0.023
6	97	MANN	47.653	54	SAUNDERS	26.026	6	97	MANN	1:13.510	1:13.646	0.136
7	19	DONOVAN	48.214	23	ROSE	26.240	7	19	DONOVAN	1:14.495	1:14.681	0.186
8	118	CORKETT	48.527	77	MAY	26.244	8	77	MAY	1:14.818	1:14.818	0.000
9	77	MAY	48.574	19	DONOVAN	26.281	9	23	ROSE	1:14.821	1:15.105	0.284
10	23	ROSE	48.581	46	GATES	26.310	10	118	CORKETT	1:15.312	1:16.105	0.793
11	59	DENYER	48.881	78	THOMAS	26.369	11	59	DENYER	1:15.341	1:15.658	0.317
12	4	KILLWORTH	49.030	59	DENYER	26.460	12	17	KILLWORTH	1:15.625	1:15.659	0.034
13	17	KILLWORTH	49.125	85	WOOD	26.465	13	4	KILLWORTH	1:15.653	1:15.653	0.000
14	63	WREN	49.222	17	KILLWORTH	26.500	14	78	THOMAS	1:15.668	1:15.871	0.203
15	85	WOOD	49.296	63	WREN	26.547	15	85	WOOD	1:15.761	1:15.761	0.000
16	78	THOMAS	49.299	4	KILLWORTH	26.623	16	63	WREN	1:15.769	1:15.867	0.098
17	46	GATES	49.470	118	CORKETT	26.785	17	46	GATES	1:15.780	1:15.993	0.213
18	55	HORSFALL	49.527	117	STAGG	26.809	18	55	HORSFALL	1:16.372	1:16.677	0.305
19	20	SWYER	49.529	55	HORSFALL	26.845	19	20	SWYER	1:16.454	1:16.596	0.142
20	193	MACE	49.653	48	WALLIS	26.910	20	117	STAGG	1:16.467	1:16.831	0.364
21	117	STAGG	49.658	20	SWYER	26.925	21	48	WALLIS	1:16.820	1:17.237	0.417
22	92	CALDWELL	49.801	169	SMITH	27.083	22	92	CALDWELL	1:16.953	1:16.953	0.000
23	48	WALLIS	49.910	92	CALDWELL	27.152	23	193	MACE	1:17.014	1:17.014	0.000
24	169	SMITH	50.296	193	MACE	27.361	24	169	SMITH	1:17.379	1:17.561	0.182
25	152	GOLDSMITH	51.298	152	GOLDSMITH	27.390	25	152	GOLDSMITH	1:18.688	1:18.914	0.226
26	51	BEESLEY	52.144	51	BEESLEY	28.160	26	51	BEESLEY	1:20.304	1:20.358	0.054
27	114	BATE	52.384	114	BATE	28.196	27	114	BATE	1:20.580	1:20.591	0.011
28	37	WOODS	53.149	37	WOODS	29.520	28	37	WOODS	1:22.669	1:22.813	0.144
29	88	PRINOS	55.219	88	PRINOS	29.905	29	88	PRINOS	1:25.124	1:25.266	0.142

Weather / Track : Sunny / Dry

Donington Park National: 1.9790 miles
Date: 02/06/2024 Start: 14:05 Finish: 14:15

Results can be found at www.tsl-timing.com

Printed - 14:20 Sunday, 02 June 2024

BMCRC - MRO Championships 2024 - Rnd 4 @ Donington National

BMCRC Thunderbike Ultra & Extreme

RACE 12 - STATISTICS

Competitors Started	29
Planned Start	2024-06-02 @ 14:00:00.000
Actual Start	2024-06-02 @ 14:05:49.961
Finish Time	2024-06-02 @ 14:15:34.844
Track Length	1.9790mi.
Total Laps	223
Total Distance Covered	441.3319mi.

Session Fastest Lap History

NO	CL	NAME	LAP TIME	TIME OF DAY	LAP	VEHICLE
800	U	**Morgan CREASEY**	**1:12.738**	14:08:19.643	2	Suzuki GSXR 1000 K7
800	U	**Morgan CREASEY**	**1:12.158**	14:11:57.906	5	Suzuki GSXR 1000 K7
99	U	**Steven BUTTERWORTH**	**1:12.028**	14:13:10.214	6	Yamaha R1

Session Leader History

NO	CL	NAME	FROM LAP	LAPS LED	DISTANCE	VEHICLE
818	U	**Alex SYMON**	1	1	1.94 miles	Kawasaki ZX10R
800	U	**Morgan CREASEY**	2	2	3.95 miles	Suzuki GSXR 1000 K7
99	U	**Steven BUTTERWORTH**	4	1	1.97 miles	Yamaha R1
800	U	**Morgan CREASEY**	5	1	1.97 miles	Suzuki GSXR 1000 K7
99	U	**Steven BUTTERWORTH**	6	1	1.97 miles	Yamaha R1
800	U	**Morgan CREASEY**	7	2	3.95 miles	Suzuki GSXR 1000 K7

Flag History

TYPE	TIME OF DAY
GREEN	14:05:49.961
FINISH	14:15:34.844

Flag Statistics

TYPE	COUNT	TOTAL LAPS	TOTAL TIME
Green	1	8	11:05.474
Red	0	0	0.000
Safety Car	0	0	0.000
FCY	0	0	0.000

Weather / Track : Sunny / Dry

Donington Park National: 1.9790 miles
Date: 02/06/2024 Start: 14:05 Finish: 14:15

BMCRC - MRO Championships 2024 - Rnd 4 @ Donington National

BMCRC Thunderbike Ultra & Extreme

RACE 12 - STATISTICS

CLASS : E

11 Starters

Fastest Lap History

NO	NAME	LAP TIME	TIME OF DAY	LAP	VEHICLE
54	**Andrew SAUNDERS**	**1:13.466**	14:08:21.558	2	Suzuki GSXR 750 K1
54	**Andrew SAUNDERS**	**1:13.428**	14:09:34.986	3	Suzuki GSXR 750 K1
54	**Andrew SAUNDERS**	**1:13.404**	14:10:48.390	4	Suzuki GSXR 750 K1

Leader History

NO	NAME	FROM LAP	LAPS LED	DISTANCE	VEHICLE
54	**Andrew SAUNDERS**	1	8	15.79 miles	Suzuki GSXR 750 K1

BMCRC - MRO Championships 2024 - Rnd 4 @ Donington National

BMCRC Thunderbike Ultra & Extreme

RACE 12 - STATISTICS

CLASS : U

18 Starters

Fastest Lap History

NO	NAME	LAP TIME	TIME OF DAY	LAP	VEHICLE
800	**Morgan CREASEY**	**1:12.738**	14:08:19.643	2	Suzuki GSXR 1000 K7
800	**Morgan CREASEY**	**1:12.158**	14:11:57.906	5	Suzuki GSXR 1000 K7
99	**Steven BUTTERWORTH**	**1:12.028**	14:13:10.214	6	Yamaha R1

Leader History

NO	NAME	FROM LAP	LAPS LED	DISTANCE	VEHICLE
818	**Alex SYMON**	1	1	1.94 miles	Kawasaki ZX10R
800	**Morgan CREASEY**	2	2	3.95 miles	Suzuki GSXR 1000 K7
99	**Steven BUTTERWORTH**	4	1	1.97 miles	Yamaha R1
800	**Morgan CREASEY**	5	1	1.97 miles	Suzuki GSXR 1000 K7
99	**Steven BUTTERWORTH**	6	1	1.97 miles	Yamaha R1
800	**Morgan CREASEY**	7	2	3.95 miles	Suzuki GSXR 1000 K7

Weather / Track : Sunny / Dry

Donington Park National: 1.9790 miles
Date: 02/06/2024 Start: 14:05 Finish: 14:15

THE CLOTHING KINGS BMCRC THUNDERBIKE SPORT / TW SUSPENSION BMCRC SUPERTWINS

BMCRC-MRO Championships - Round 4

Donington Park National

1st / 2nd June 2024

Timing & Results Provided by Timing Solutions Ltd

www.tsl-timing.com

Donington Park National Circuit

Castle Donington, Derby, UK

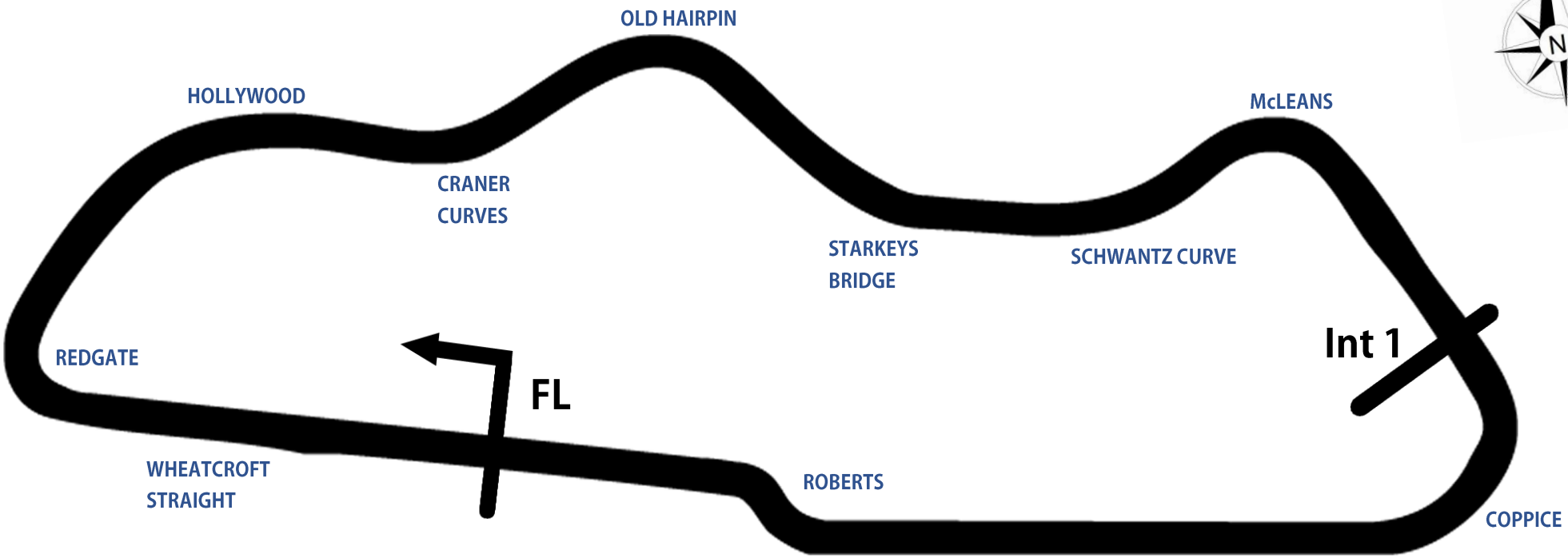

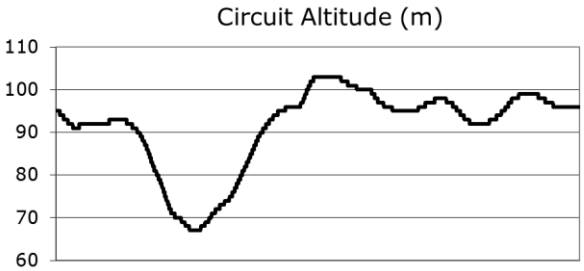

Length	1.9790 miles | 3.185 km | 3185m		
FL	Start @ 60m	52.82971 N	1.37867 W
Int 1	2096m	52.82978 N	1.36508 W
Pit Entry	3158m	52.82951 N	1.37832 W
Pit Exit	229m after FL	52.82996 N	1.38205 W
Pit Entry - Pit Exit	256m, 18.4s @ 50kph, 15.3s @ 60kph		

Results & Live Timing available at – www.tsl-timing.com

Updated - 24/01/2024 10:46

BMCRC - MRO Championships 2024 - Rnd 4 @ Donington National

BMCRC Thunderbike Sport & BMCRC Supertwins

QUALIFYING - CLASSIFICATION

POS	NO	CL	PIC	NAME	ENTRY	TIME	ON	LAPS	GAP	DIFF	MPH
1	9		1	Matt WETHERELL	Suzuki GSXR 600 - Lamonde Racing	1:14.669	3	7			95.41
2	79	SUP	1	James O'MARA	BMW F900R -	1:15.119	7	8	0.450	0.450	94.84
3	15		2	Daniel MERCER	Yamaha R6 - Merc&Co Racing, Apex2Apex promotions	1:16.079	3	8	1.410	0.960	93.64
4	19	SUP	2	Simon BASTABLE	BMW F900R - WSCperformance.co.uk	1:16.336	8	8	1.667	0.257	93.33
5	444		3	Vincent BUTLER	Yamaha YZF R6 - Me	1:16.736	5	6	2.067	0.400	92.84
6	69		4	Tony RUSSO	Yamaha R6 - Wymark Lubricants	1:16.923	7	8	2.254	0.187	92.62
7	77		5	Joe WHITE	Suzuki GSXR 600 MAIN - The Race Shack /Just In Gra	1:17.174	4	8	2.505	0.251	92.31
8	54		6	Adam JAMISON	Yamaha R6 - Team AJR	1:17.588	5	6	2.919	0.414	91.82
9	7	R	1	Darren TAYLOR	Kawasaki ZX6R - Watton Auto Centre	1:18.053	5	8	3.384	0.465	91.27
10	25		7	Harrison DAY	Yamaha R6 -	1:18.164	7	8	3.495	0.111	91.14
11	3	SUP	3	Oliver ARBON	Suzuki SV650 - TT Plumbing & Heating	1:18.319	8	8	3.650	0.155	90.96
12	27	SUP	4	Ben BROWN	Yamaha R7 - Hunts Motorcycles	1:18.552	8	8	3.883	0.233	90.69
13	48		8	Shaun WALLIS	Yamaha R6 - MBC Despatch Racing	1:18.681	4	8	4.012	0.129	90.55
14	51		9	Paul BEESLEY	Yamaha R6 -	1:19.113	5	8	4.444	0.432	90.05
15	81	SUP	5	Malvern MAY	Aprilia RS660 - IMP racing	1:19.143	4	7	4.474	0.030	90.02
16	21	SUP	6	Toby FINNIS	Suzuki SV650R - Crawfords/ Tey Farm Systems/ Harlo	1:19.499	7	8	4.830	0.356	89.61
17	173	SUP	7	Dean RATCLIFF	Aprillia RS660 -	1:20.044	4	7	5.375	0.545	89.00
18	100	SUP	8	Craig HOWTON	Kawasaki ER6N - ME	1:20.233	5	7	5.564	0.189	88.79
19	111		10	Jake DONKERSLEY	Honda VFR400 NC30 -	1:20.468	7	8	5.799	0.235	88.54
20	132	SUP	9	Andrew FIRTH	BMW F900R - LTRmotorcycles.co.uk / RST / HEL	1:20.499	8	8	5.830	0.031	88.50
21	293		11	Leigh SMITH	Suzuki SV650 - Smiths Mechanical Support Ltd, Lamon	1:21.268	5	7	6.599	0.769	87.66
22	115	SUP	10	James SVENSEN	Suzuki SV650S - Team TSR - HCL - RG Racing	1:21.312	7	7	6.643	0.044	87.62
23	557	R	2	John WILTON	Yamaha R6 - Repetition Roasters	1:21.639	5	7	6.970	0.327	87.27
24	137		12	Colin MCPHERSON	Yamaha R6 -	1:21.883	5	7	7.214	0.244	87.01
25	61	R	3	James KING	Suzuki SV650 - King and Drury construction	1:22.511	3	7	7.842	0.628	86.34
26	402	R	4	Kaine FARR	Suzuki GSXR - The Elms B&B Snetterton	1:22.660	7	7	7.991	0.149	86.19
27	11		13	Malcolm BATE	Suzuki GSXR750F - Hartjay	1:22.807	4	7	8.138	0.147	86.03
28	90		14	Jack WOLFF	Yamaha R6 -	1:23.250	7	7	8.581	0.443	85.58
29	53	SUP	11	Iryna NADIEIEVA	Yamaha YZF R7 -	1:23.333	6	7	8.664	0.083	85.49
30	74	SUP	12	Daniel BLACK	Suzukis SV650 - DAD	1:23.641	7	7	8.972	0.308	85.18
31	75	R	5	Tom SVENSEN	Suzuki SV650 - Team TSR - HCL Carsales - RG racing	1:23.755	7	7	9.086	0.114	85.06
32	14	R	6	George DAVIES	Suzuki SV650 - little T's Childcare , JClay Fitness	1:24.043	5	7	9.374	0.288	84.77
33	143	SUP	13	Ralph WILDING	Suzuki SV650 - wife	1:24.461	5	7	9.792	0.418	84.35
34	89	R	7	Daryl SKINNS	Suzuki GSXR 750 - Indoor Climate Systems UK LTD	1:24.476	6	7	9.807	0.015	84.33
35	55	R	8	Magnus MANSON-CHUBB	KAWASAKI ZXR400L -	1:24.565	4	6	9.896	0.089	84.25
36	128	SUP	14	Louisa BENNIE	Yamaha 700 -	1:25.076	7	7	10.407	0.511	83.74
37	689		15	David TREVEIL	Yamaha YZF-R6 -	1:28.349	6	7	13.680	3.273	80.64
38	33		16	Mark BISWELL	Yamaha FZR600R - Bizzle Bikesport	1:29.137	1	3	14.468	0.788	79.92
39	114		17	Richard BATE	Suzuki GSXR750 - TEAM PSR	1:36.269	2	3	21.600	7.132	74.00
40	125		18	Haydon SMITH	Kawasaki ZXR400 - Shelf & Rail Co.			1			

Weather / Track : Cloudy / Dry

These results are provisional until the conclusion of any judicial and technical matters.

Date: 01/06/2024 Start: 10:50 Finish: 11:00

Donington Park National: 1.9790 miles

Clerk Of Course:	Stewards:	Timekeeper: Craig Smith	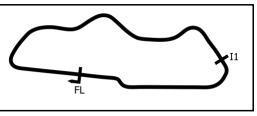

Results can be found at www.tsl-timing.com

Printed - 11:04 Saturday, 01 June 2024

TSL SPORTS TIMING TIMING SOLUTIONS LTD

BMCRC - MRO Championships 2024 - Rnd 4 @ Donington National

BMCRC Thunderbike Sport & BMCRC Supertwins

QUALIFYING - SECTOR ANALYSIS

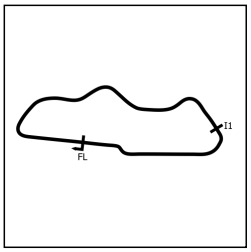

SECTOR 1 = FL to I1, SECTOR 2 = I1 to FL, DIFF = Difference To Personal Best Lap, P = Crossed Finish Line in Pit Lane, D = Time Disallowed

P1 9 Matt WETHERELL — Suzuki GSXR 600 - Lamonde Racing

IDEAL LAP TIME : 1:14.637 BEST LAP TIME : 1:14.669 DIFFERENCE : 0.032

LAP	SECTOR 1	SECTOR 2	LAP TIME	MPH	DIFF	TIME OF DAY
1 -	49.992	27.191	1:17.183	92.30	2.514	10:51:53.478
2 -	49.300	26.902	1:16.202	93.49	1.533	10:53:09.680
3 -	***48.243***	26.426	***1:14.669 (1)***	***95.41***		***10:54:24.349***
4 -	49.000	26.488	1:15.488	94.38	0.819	10:55:39.837
5 -	48.344	***26.394***	1:14.738 (2)	95.32	0.069	10:56:54.575
6 -	48.421	26.417	1:14.838 (3)	95.20	0.169	10:58:09.413
7 -	53.674	IN PIT	1:35.626 P	74.50	20.957	10:59:45.039

P2 79 SUP James O'MARA — BMW F900R -

IDEAL LAP TIME : 1:14.882 BEST LAP TIME : 1:15.119 DIFFERENCE : 0.237

LAP	SECTOR 1	SECTOR 2	LAP TIME	MPH	DIFF	TIME OF DAY
1 -	54.762	27.381	1:22.143	86.73	7.024	10:52:11.742
2 -	50.280	27.690	1:17.970	91.37	2.851	10:53:29.712
3 -	48.901	27.063	1:15.964	93.78	0.845	10:54:45.676
4 -	48.615	26.968	1:15.583 (3)	94.26	0.464	10:56:01.259
5 -	48.668	27.452	1:16.120	93.59	1.001	10:57:17.379
6 -	49.023	***26.408***	1:15.431 (2)	94.45	0.312	10:58:32.810
7 -	***48.474***	26.645	***1:15.119 (1)***	***94.84***		***10:59:47.929***
8 -	50.087	26.992	1:17.079	92.43	1.960	11:01:05.008

P3 15 Daniel MERCER — Yamaha R6 - Merc&Co Racing, Apex2Apex promotions, Electric

IDEAL LAP TIME : 1:15.831 BEST LAP TIME : 1:16.079 DIFFERENCE : 0.248

LAP	SECTOR 1	SECTOR 2	LAP TIME	MPH	DIFF	TIME OF DAY
1 -	54.279	26.997	1:21.276	87.65	5.197	10:52:01.669
2 -	49.731	26.755	1:16.486 (2)	93.14	0.407	10:53:18.155
3 -	***49.178***	26.901	***1:16.079 (1)***	***93.64***		***10:54:34.234***
4 -	49.762	27.101	1:16.863 (3)	92.69	0.784	10:55:51.097
5 -	51.714	27.592	1:19.306	89.83	3.227	10:57:10.403
6 -	50.582	***26.653***	1:17.235	92.24	1.156	10:58:27.638
7 -	50.897	27.706	1:18.603	90.64	2.524	10:59:46.241
8 -	50.454	27.452	1:17.906	91.45	1.827	11:01:04.147

P4 19 SUP Simon BASTABLE — BMW F900R - WSCperformance.co.uk

IDEAL LAP TIME : 1:16.291 BEST LAP TIME : 1:16.336 DIFFERENCE : 0.045

LAP	SECTOR 1	SECTOR 2	LAP TIME	MPH	DIFF	TIME OF DAY
1 -	51.472	27.548	1:19.020	90.16	2.684	10:51:56.717
2 -	49.349	***27.011***	1:16.360 (2)	93.30	0.024	10:53:13.077
3 -	49.587	27.137	1:16.724	92.86	0.388	10:54:29.801
4 -	49.503	28.177	1:17.680	91.71	1.344	10:55:47.481
5 -	49.568	27.092	1:16.660	92.93	0.324	10:57:04.141
6 -	49.385	27.109	1:16.494 (3)	93.13	0.158	10:58:20.635
7 -	51.413	27.817	1:19.230	89.92	2.894	10:59:39.865
8 -	***49.280***	27.056	***1:16.336 (1)***	***93.33***		***11:00:56.201***

P5 444 Vincent BUTLER — Yamaha YZF R6 - Me

IDEAL LAP TIME : 1:16.510 BEST LAP TIME : 1:16.736 DIFFERENCE : 0.226

LAP	SECTOR 1	SECTOR 2	LAP TIME	MPH	DIFF	TIME OF DAY
1 -	55.665	27.623	1:23.288	85.54	6.552	10:52:22.016
2 -	52.508	27.095	1:19.603	89.50	2.867	10:53:41.619
3 -	50.716	27.167	1:17.883 (3)	91.47	1.147	10:54:59.502
4 -	***49.993***	27.003	1:16.996 (2)	92.53	0.260	10:56:16.498
5 -	50.219	***26.517***	***1:16.736 (1)***	***92.84***		***10:57:33.234***
6 -	52.321	26.765	1:19.086	90.08	2.350	10:58:52.320

Weather / Track : Cloudy / Dry

Donington Park National: 1.9790 miles
Date: 01/06/2024 Start: 10:50 Finish: 11:00

BMCRC - MRO Championships 2024 - Rnd 4 @ Donington National

BMCRC Thunderbike Sport & BMCRC Supertwins

QUALIFYING - SECTOR ANALYSIS

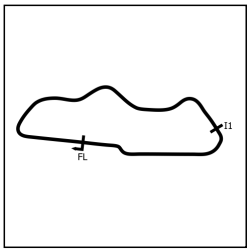

SECTOR 1 = FL to I1, SECTOR 2 = I1 to FL, DIFF = Difference To Personal Best Lap, P = Crossed Finish Line in Pit Lane, D = Time Disallowed

P6 69 Tony RUSSO Yamaha R6 - Wymark Lubricants

IDEAL LAP TIME : 1:16.723 BEST LAP TIME : 1:16.923 DIFFERENCE : 0.200

LAP	SECTOR 1	SECTOR 2	LAP TIME	MPH	DIFF	TIME OF DAY
1 -	54.660	28.621	1:23.281	85.54	6.358	10:52:03.400
2 -	51.560	27.946	1:19.506	89.61	2.583	10:53:22.906
3 -	50.493	27.477	1:17.970	91.37	1.047	10:54:40.876
4 -	50.635	27.297	1:17.932	91.42	1.009	10:55:58.808
5 -	50.187	27.563	1:17.750 **(3)**	91.63	0.827	10:57:16.558
6 -	50.148	***26.922***	1:17.070 **(2)**	92.44	0.147	10:58:33.628
7 -	***49.801***	27.122	***1:16.923*** **(1)**	***92.62***		***10:59:50.551***
8 -	49.963	28.346	1:18.309	90.98	1.386	11:01:08.860

P7 77 Joe WHITE Suzuki GSXR 600 MAIN - The Race Shack /Just In Graphics

IDEAL LAP TIME : 1:16.893 BEST LAP TIME : 1:17.174 DIFFERENCE : 0.281

LAP	SECTOR 1	SECTOR 2	LAP TIME	MPH	DIFF	TIME OF DAY
1 -	52.603	27.373	1:19.976	89.08	2.802	10:51:59.177
2 -	50.059	27.124	1:17.183 **(2)**	92.30	0.009	10:53:16.360
3 -	50.162	27.118	1:17.280 **(3)**	92.19	0.106	10:54:33.640
4 -	***49.911***	27.263	***1:17.174*** **(1)**	***92.31***		***10:55:50.814***
5 -	50.079	31.552	1:21.631	87.27	4.457	10:57:12.445
6 -	51.898	***26.982***	1:18.880	90.32	1.706	10:58:31.325
7 -	52.436	27.406	1:19.842	89.23	2.668	10:59:51.167
8 -	53.664	28.377	1:22.041	86.84	4.867	11:01:13.208

P8 54 Adam JAMISON Yamaha R6 - Team AJR

IDEAL LAP TIME : 1:17.488 BEST LAP TIME : 1:17.588 DIFFERENCE : 0.100

LAP	SECTOR 1	SECTOR 2	LAP TIME	MPH	DIFF	TIME OF DAY
1 -	54.022	28.661	1:22.683	86.16	5.095	10:52:03.841
2 -	51.632	28.015	1:19.647	89.45	2.059	10:53:23.488
3 -	50.935	27.507	1:18.442	90.82	0.854	10:54:41.930
4 -	50.259	27.402	1:17.661 **(2)**	91.74	0.073	10:55:59.591
5 -	***50.252***	27.336	***1:17.588*** **(1)**	***91.82***		***10:57:17.179***
6 -	50.625	***27.236***	1:17.861 **(3)**	91.50	0.273	10:58:35.040

P9 7 R Darren TAYLOR Kawasaki ZX6R - Watton Auto Centre

IDEAL LAP TIME : 1:17.791 BEST LAP TIME : 1:18.053 DIFFERENCE : 0.262

LAP	SECTOR 1	SECTOR 2	LAP TIME	MPH	DIFF	TIME OF DAY
1 -	56.020	28.610	1:24.630	84.18	6.577	10:52:05.128
2 -	51.728	28.152	1:19.880	89.19	1.827	10:53:25.008
3 -	***50.592***	27.554	1:18.146 **(3)**	91.17	0.093	10:54:43.154
4 -	50.798	27.656	1:18.454	90.81	0.401	10:56:01.608
5 -	50.646	27.407	***1:18.053*** **(1)**	***91.27***		***10:57:19.661***
6 -	51.312	***27.199***	1:18.511	90.74	0.458	10:58:38.172
7 -	50.688	27.409	1:18.097 **(2)**	91.22	0.044	10:59:56.269
8 -	1:02.891	31.685	1:34.576	75.33	16.523	11:01:30.845

P10 25 Harrison DAY Yamaha R6 -

IDEAL LAP TIME : 1:17.994 BEST LAP TIME : 1:18.164 DIFFERENCE : 0.170

LAP	SECTOR 1	SECTOR 2	LAP TIME	MPH	DIFF	TIME OF DAY
1 -	1:02.010	29.454	1:31.464	77.89	13.300	10:52:18.341
2 -	52.877	27.981	1:20.858	88.11	2.694	10:53:39.199
3 -	51.688	27.284	1:18.972	90.21	0.808	10:54:58.171
4 -	51.021	27.893	1:18.914 **(3)**	90.28	0.750	10:56:17.085
5 -	52.853	***27.157***	1:20.010	89.04	1.846	10:57:37.095
6 -	51.965	27.287	1:19.252	89.89	1.088	10:58:56.347
7 -	***50.837***	27.327	***1:18.164*** **(1)**	***91.14***		***11:00:14.511***
8 -	51.196	27.251	1:18.447 **(2)**	90.82	0.283	11:01:32.958

BMCRC - MRO Championships 2024 - Rnd 4 @ Donington National

BMCRC Thunderbike Sport & BMCRC Supertwins

QUALIFYING - SECTOR ANALYSIS

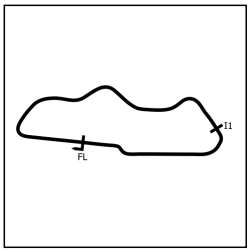

SECTOR 1 = FL to I1, SECTOR 2 = I1 to FL, DIFF = Difference To Personal Best Lap, P = Crossed Finish Line in Pit Lane, D = Time Disallowed

P11 3 SUP Oliver ARBON — Suzuki SV650 - TT Plumbing & Heating

IDEAL LAP TIME : 1:18.310 BEST LAP TIME : 1:18.319 DIFFERENCE : 0.009

LAP	SECTOR 1	SECTOR 2	LAP TIME	MPH	DIFF	TIME OF DAY
1 -	57.213	29.488	1:26.701	82.17	8.382	10:52:15.021
2 -	52.730	28.291	1:21.021	87.93	2.702	10:53:36.042
3 -	51.519	28.287	1:19.806	89.27	1.487	10:54:55.848
4 -	51.278	28.289	1:19.567 (3)	89.54	1.248	10:56:15.415
5 -	52.897	28.328	1:21.225	87.71	2.906	10:57:36.640
6 -	52.248	28.422	1:20.670	88.31	2.351	10:58:57.310
7 -	51.139	***27.725***	1:18.864 (2)	90.34	0.545	11:00:16.174
8 -	***50.585***	27.734	***1:18.319 (1)***	***90.96***		***11:01:34.493***

P12 27 SUP Ben BROWN — Yamaha R7 - Hunts Motorcycles

IDEAL LAP TIME : 1:18.342 BEST LAP TIME : 1:18.552 DIFFERENCE : 0.210

LAP	SECTOR 1	SECTOR 2	LAP TIME	MPH	DIFF	TIME OF DAY
1 -	57.216	28.525	1:25.741	83.09	7.189	10:52:07.997
2 -	51.868	29.925	1:21.793	87.10	3.241	10:53:29.790
3 -	51.594	28.059	1:19.653	89.44	1.101	10:54:49.443
4 -	***50.731***	27.888	1:18.619 (2)	90.62	0.067	10:56:08.062
5 -	51.138	27.843	1:18.981 (3)	90.20	0.429	10:57:27.043
6 -	53.772	27.855	1:21.627	87.28	3.075	10:58:48.670
7 -	52.740	28.391	1:21.131	87.81	2.579	11:00:09.801
8 -	50.941	***27.611***	***1:18.552 (1)***	***90.69***		***11:01:28.353***

P13 48 Shaun WALLIS — Yamaha R6 - MBC Despatch Racing

IDEAL LAP TIME : 1:18.523 BEST LAP TIME : 1:18.681 DIFFERENCE : 0.158

LAP	SECTOR 1	SECTOR 2	LAP TIME	MPH	DIFF	TIME OF DAY
1 -	57.300	28.394	1:25.694	83.14	7.013	10:52:09.252
2 -	51.549	28.885	1:20.434	88.57	1.753	10:53:29.686
3 -	51.357	28.121	1:19.478 (3)	89.64	0.797	10:54:49.164
4 -	***50.797***	27.884	***1:18.681 (1)***	***90.55***		***10:56:07.845***
5 -	51.844	28.058	1:19.902	89.16	1.221	10:57:27.747
6 -	54.627	***27.726***	1:22.353	86.51	3.672	10:58:50.100
7 -	52.341	27.853	1:20.194	88.84	1.513	11:00:10.294
8 -	51.384	27.939	1:19.323 (2)	89.81	0.642	11:01:29.617

P14 51 Paul BEESLEY — Yamaha R6 -

IDEAL LAP TIME : 1:18.615 BEST LAP TIME : 1:19.113 DIFFERENCE : 0.498

LAP	SECTOR 1	SECTOR 2	LAP TIME	MPH	DIFF	TIME OF DAY
1 -	1:00.140	28.581	1:28.721	80.30	9.608	10:52:15.953
2 -	53.409	28.371	1:21.780	87.11	2.667	10:53:37.733
3 -	53.892	28.581	1:22.473	86.38	3.360	10:55:00.206
4 -	51.966	28.562	1:20.528	88.47	1.415	10:56:20.734
5 -	51.571	27.542	***1:19.113 (1)***	***90.05***		***10:57:39.847***
6 -	54.137	***27.451***	1:21.588	87.32	2.475	10:59:01.435
7 -	***51.164***	28.019	1:19.183 (2)	89.97	0.070	11:00:20.618
8 -	52.069	28.300	1:20.369 (3)	88.64	1.256	11:01:40.987

P15 81 SUP Malvern MAY — Aprilia RS660 - IMP racing

IDEAL LAP TIME : 1:18.698 BEST LAP TIME : 1:19.143 DIFFERENCE : 0.445

LAP	SECTOR 1	SECTOR 2	LAP TIME	MPH	DIFF	TIME OF DAY
1 -	54.710	28.884	1:23.594	85.22	4.451	10:52:06.282
2 -	51.416	28.133	1:19.549 (2)	89.56	0.406	10:53:25.831
3 -	51.494	28.444	1:19.938 (3)	89.12	0.795	10:54:45.769
4 -	***50.571***	28.572	***1:19.143 (1)***	***90.02***		***10:56:04.912***
5 -	51.921	***28.127***	1:20.048	89.00	0.905	10:57:24.960
6 -	1:47.863	28.769	2:16.632	52.14	57.489	10:59:41.592
7 -	54.562	35.841	1:30.403	78.80	11.260	11:01:11.995

Weather / Track : Cloudy / Dry

Donington Park National: 1.9790 miles
Date: 01/06/2024 Start: 10:50 Finish: 11:00

BMCRC - MRO Championships 2024 - Rnd 4 @ Donington National

BMCRC Thunderbike Sport & BMCRC Supertwins

QUALIFYING - SECTOR ANALYSIS

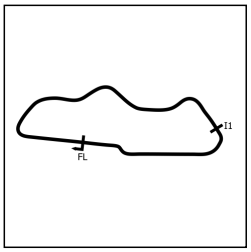

SECTOR 1 = FL to I1, SECTOR 2 = I1 to FL, DIFF = Difference To Personal Best Lap, P = Crossed Finish Line in Pit Lane, D = Time Disallowed

P16 21 SUP Toby FINNIS — Suzuki SV650R - Crawfords/ Tey Farm Systems/ Harlow Ag

IDEAL LAP TIME : 1:19.088 BEST LAP TIME : 1:19.499 DIFFERENCE : 0.411

LAP	SECTOR 1	SECTOR 2	LAP TIME	MPH	DIFF	TIME OF DAY
1 -	1:00.731	29.558	1:30.289	78.90	10.790	10:52:17.863
2 -	53.172	28.699	1:21.871	87.02	2.372	10:53:39.734
3 -	52.385	28.491	1:20.876	88.09	1.377	10:55:00.610
4 -	52.801	28.503	1:21.304	87.62	1.805	10:56:21.914
5 -	51.761	***27.743***	1:19.504 **(2)**	89.61	0.005	10:57:41.418
6 -	52.854	28.142	1:20.996	87.96	1.497	10:59:02.414
7 -	***51.345***	28.154	***1:19.499*** **(1)**	***89.61***		***11:00:21.913***
8 -	51.442	28.716	1:20.158 **(3)**	88.88	0.659	11:01:42.071

P17 173 SUP Dean RATCLIFF — Aprillia RS660 -

IDEAL LAP TIME : 1:19.867 BEST LAP TIME : 1:20.044 DIFFERENCE : 0.177

LAP	SECTOR 1	SECTOR 2	LAP TIME	MPH	DIFF	TIME OF DAY
1 -	1:01.040	30.138	1:31.178	78.13	11.134	10:52:19.958
2 -	54.405	28.824	1:23.229	85.60	3.185	10:53:43.187
3 -	52.195	28.595	1:20.790 **(3)**	88.18	0.746	10:55:03.977
4 -	***51.806***	28.238	***1:20.044*** **(1)**	***89.00***		***10:56:24.021***
5 -	52.442	28.103	1:20.545 **(2)**	88.45	0.501	10:57:44.566
6 -	53.985	28.200	1:22.185	86.69	2.141	10:59:06.751
7 -	52.904	***28.061***	1:20.965	87.99	0.921	11:00:27.716

P18 100 SUP Craig HOWTON — Kawasaki ER6N - ME

IDEAL LAP TIME : 1:20.104 BEST LAP TIME : 1:20.233 DIFFERENCE : 0.129

LAP	SECTOR 1	SECTOR 2	LAP TIME	MPH	DIFF	TIME OF DAY
1 -	57.380	29.319	1:26.699	82.17	6.466	10:52:14.248
2 -	53.150	28.374	1:21.524	87.39	1.291	10:53:35.772
3 -	57.542	28.958	1:26.500	82.36	6.267	10:55:02.272
4 -	***52.021***	28.463	1:20.484 **(2)**	88.52	0.251	10:56:22.756
5 -	52.150	***28.083***	***1:20.233*** **(1)**	***88.79***		***10:57:42.989***
6 -	52.502	28.678	1:21.180	87.76	0.947	10:59:04.169
7 -	52.199	28.504	1:20.703 **(3)**	88.28	0.470	11:00:24.872

P19 111 Jake DONKERSLEY — Honda VFR400 NC30 -

IDEAL LAP TIME : 1:19.925 BEST LAP TIME : 1:20.468 DIFFERENCE : 0.543

LAP	SECTOR 1	SECTOR 2	LAP TIME	MPH	DIFF	TIME OF DAY
1 -	56.439	29.511	1:25.950	82.89	5.482	10:52:09.181
2 -	53.104	28.988	1:22.092	86.78	1.624	10:53:31.273
3 -	53.387	29.055	1:22.442	86.42	1.974	10:54:53.715
4 -	52.751	29.306	1:22.057	86.82	1.589	10:56:15.772
5 -	52.977	28.462	1:21.439	87.48	0.971	10:57:37.211
6 -	52.437	***28.234***	1:20.671 **(2)**	88.31	0.203	10:58:57.882
7 -	***51.691***	28.777	***1:20.468*** **(1)**	***88.54***		***11:00:18.350***
8 -	52.655	28.546	1:21.201 **(3)**	87.74	0.733	11:01:39.551

P20 132 SUP Andrew FIRTH — BMW F900R - LTRmotorcycles.co.uk / RST / HEL

IDEAL LAP TIME : 1:20.365 BEST LAP TIME : 1:20.499 DIFFERENCE : 0.134

LAP	SECTOR 1	SECTOR 2	LAP TIME	MPH	DIFF	TIME OF DAY
1 -	55.797	29.478	1:25.275	83.54	4.776	10:52:10.984
2 -	53.309	29.133	1:22.442	86.42	1.943	10:53:33.426
3 -	52.159	28.860	1:21.019	87.93	0.520	10:54:54.445
4 -	52.341	28.359	1:20.700 **(3)**	88.28	0.201	10:56:15.145
5 -	52.854	***28.247***	1:21.101	87.84	0.602	10:57:36.246
6 -	52.424	28.338	1:20.762	88.21	0.263	10:58:57.008
7 -	***52.118***	28.403	1:20.521 **(2)**	88.48	0.022	11:00:17.529
8 -	52.157	28.342	***1:20.499*** **(1)**	***88.50***		***11:01:38.028***

BMCRC - MRO Championships 2024 - Rnd 4 @ Donington National

BMCRC Thunderbike Sport & BMCRC Supertwins

QUALIFYING - SECTOR ANALYSIS

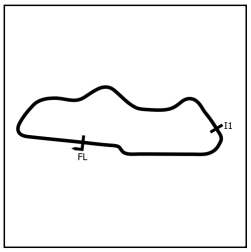

SECTOR 1 = FL to I1, SECTOR 2 = I1 to FL, DIFF = Difference To Personal Best Lap, P = Crossed Finish Line in Pit Lane, D = Time Disallowed

P21 293 Leigh SMITH — Suzuki SV650 - Smiths Mechanical Support Ltd, Lamonde Autor

IDEAL LAP TIME : 1:21.268 BEST LAP TIME : 1:21.268 DIFFERENCE : 0.000

LAP	SECTOR 1	SECTOR 2	LAP TIME	MPH	DIFF	TIME OF DAY
1 -	58.546	30.552	1:29.098	79.96	7.830	10:52:24.175
2 -	55.290	29.067	1:24.357	84.45	3.089	10:53:48.532
3 -	53.794	30.376	1:24.170	84.64	2.902	10:55:12.702
4 -	55.071	29.307	1:24.378	84.43	3.110	10:56:37.080
5 -	***52.740***	***28.528***	***1:21.268 (1)***	***87.66***		***10:57:58.348***
6 -	52.883	28.561	1:21.444 **(2)**	87.47	0.176	10:59:19.792
7 -	52.887	28.752	1:21.639 **(3)**	87.27	0.371	11:00:41.431

P22 115 SUP James SVENSEN — Suzuki SV650S - Team TSR - HCL - RG Racing

IDEAL LAP TIME : 1:21.242 BEST LAP TIME : 1:21.312 DIFFERENCE : 0.070

LAP	SECTOR 1	SECTOR 2	LAP TIME	MPH	DIFF	TIME OF DAY
1 -	58.702	29.947	1:28.649	80.36	7.337	10:52:11.181
2 -	53.606	29.197	1:22.803	86.04	1.491	10:53:33.984
3 -	53.406	29.049	1:22.455 **(3)**	86.40	1.143	10:54:56.439
4 -	53.552	30.516	1:24.068	84.74	2.756	10:56:20.507
5 -	52.850	***28.722***	1:21.572 **(2)**	87.34	0.260	10:57:42.079
6 -	53.635	29.207	1:22.842	86.00	1.530	10:59:04.921
7 -	***52.520***	28.792	***1:21.312 (1)***	***87.62***		***11:00:26.233***

P23 557 R John WILTON — Yamaha R6 - Repetition Roasters

IDEAL LAP TIME : 1:21.473 BEST LAP TIME : 1:21.639 DIFFERENCE : 0.166

LAP	SECTOR 1	SECTOR 2	LAP TIME	MPH	DIFF	TIME OF DAY
1 -	58.101	30.031	1:28.132	80.84	6.493	10:52:10.300
2 -	53.678	29.366	1:23.044	85.79	1.405	10:53:33.344
3 -	53.674	28.560	1:22.234 **(3)**	86.63	0.595	10:54:55.578
4 -	***53.387***	28.340	1:21.727 **(2)**	87.17	0.088	10:56:17.305
5 -	53.553	***28.086***	***1:21.639 (1)***	***87.27***		***10:57:38.944***
6 -	55.710	29.540	1:25.250	83.57	3.611	10:59:04.194
7 -	54.720	30.101	1:24.821	83.99	3.182	11:00:29.015

P24 137 Colin MCPHERSON — Yamaha R6 -

IDEAL LAP TIME : 1:21.883 BEST LAP TIME : 1:21.883 DIFFERENCE : 0.000

LAP	SECTOR 1	SECTOR 2	LAP TIME	MPH	DIFF	TIME OF DAY
1 -	58.425	29.316	1:27.741	81.20	5.858	10:52:14.093
2 -	54.558	28.571	1:23.129	85.70	1.246	10:53:37.222
3 -	53.881	28.487	1:22.368 **(3)**	86.49	0.485	10:54:59.590
4 -	53.869	29.099	1:22.968	85.87	1.085	10:56:22.558
5 -	***53.533***	***28.350***	***1:21.883 (1)***	***87.01***		***10:57:44.441***
6 -	53.699	28.420	1:22.119 **(2)**	86.75	0.236	10:59:06.560
7 -	53.689	29.006	1:22.695	86.15	0.812	11:00:29.255

P25 61 R James KING — Suzuki SV650 - King and Drury construction

IDEAL LAP TIME : 1:22.511 BEST LAP TIME : 1:22.511 DIFFERENCE : 0.000

LAP	SECTOR 1	SECTOR 2	LAP TIME	MPH	DIFF	TIME OF DAY
1 -	58.696	31.089	1:29.785	79.35	7.274	10:52:24.315
2 -	58.743	29.491	1:28.234	80.74	5.723	10:53:52.549
3 -	***53.607***	***28.904***	***1:22.511 (1)***	***86.34***		***10:55:15.060***
4 -	53.712	29.283	1:22.995 **(2)**	85.84	0.484	10:56:38.055
5 -	53.832	29.286	1:23.118 **(3)**	85.71	0.607	10:58:01.173
6 -	55.494	29.225	1:24.719	84.09	2.208	10:59:25.892
7 -	55.377	29.508	1:24.885	83.93	2.374	11:00:50.777

BMCRC - MRO Championships 2024 - Rnd 4 @ Donington National

BMCRC Thunderbike Sport & BMCRC Supertwins

QUALIFYING - SECTOR ANALYSIS

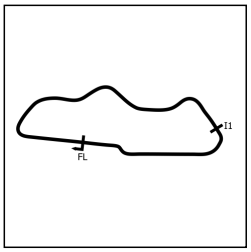

SECTOR 1 = FL to I1, SECTOR 2 = I1 to FL, DIFF = Difference To Personal Best Lap, P = Crossed Finish Line in Pit Lane, D = Time Disallowed

P26 402 R Kaine FARR Suzuki GSXR - The Elms B&B Snetterton

IDEAL LAP TIME : 1:22.634 BEST LAP TIME : 1:22.660 DIFFERENCE : 0.026

LAP	SECTOR 1	SECTOR 2	LAP TIME	MPH	DIFF	TIME OF DAY
1 -	1:04.290	32.700	1:36.990	73.45	14.330	10:52:23.672
2 -	56.671	29.634	1:26.305	82.55	3.645	10:53:49.977
3 -	54.884	29.157	1:24.041	84.77	1.381	10:55:14.018
4 -	55.361	29.458	1:24.819	83.99	2.159	10:56:38.837
5 -	***54.351***	28.782	1:23.133 **(2)**	85.70	0.473	10:58:01.970
6 -	55.264	28.747	1:24.011 **(3)**	84.80	1.351	10:59:25.981
7 -	54.377	***28.283***	***1:22.660*** **(1)**	***86.19***		***11:00:48.641***

P27 11 Malcolm BATE Suzuki GSXR750F - Hartjay

IDEAL LAP TIME : 1:22.185 BEST LAP TIME : 1:22.807 DIFFERENCE : 0.622

LAP	SECTOR 1	SECTOR 2	LAP TIME	MPH	DIFF	TIME OF DAY
1 -	1:00.351	32.830	1:33.181	76.46	10.374	10:52:24.434
2 -	56.353	29.610	1:25.963	82.88	3.156	10:53:50.397
3 -	54.934	29.442	1:24.376 **(3)**	84.43	1.569	10:55:14.773
4 -	***53.244***	29.563	***1:22.807*** **(1)**	***86.03***		***10:56:37.580***
5 -	54.039	29.449	1:23.488 **(2)**	85.33	0.681	10:58:01.068
6 -	55.773	***28.941***	1:24.714	84.10	1.907	10:59:25.782
7 -	55.105	29.337	1:24.442	84.37	1.635	11:00:50.224

P28 90 Jack WOLFF Yamaha R6 -

IDEAL LAP TIME : 1:22.463 BEST LAP TIME : 1:23.250 DIFFERENCE : 0.787

LAP	SECTOR 1	SECTOR 2	LAP TIME	MPH	DIFF	TIME OF DAY
1 -	OUTLAP	30.700	1:52.072	63.57	28.822	10:52:42.152
2 -	56.398	30.021	1:26.419	82.44	3.169	10:54:08.571
3 -	55.277	29.597	1:24.874	83.94	1.624	10:55:33.445
4 -	55.368	***28.934***	1:24.302 **(3)**	84.51	1.052	10:56:57.747
5 -	55.630	29.323	1:24.953	83.86	1.703	10:58:22.700
6 -	54.543	29.023	1:23.566 **(2)**	85.25	0.316	10:59:46.266
7 -	***53.529***	29.721	***1:23.250*** **(1)**	***85.58***		***11:01:09.516***

P29 53 SUP Iryna NADIEIEVA Yamaha YZF R7 -

IDEAL LAP TIME : 1:22.829 BEST LAP TIME : 1:23.333 DIFFERENCE : 0.504

LAP	SECTOR 1	SECTOR 2	LAP TIME	MPH	DIFF	TIME OF DAY
1 -	1:02.313	30.409	1:32.722	76.83	9.389	10:52:25.623
2 -	57.775	30.169	1:27.944	81.01	4.611	10:53:53.567
3 -	54.802	29.950	1:24.752	84.06	1.419	10:55:18.319
4 -	54.682	29.622	1:24.304 **(3)**	84.51	0.971	10:56:42.623
5 -	54.094	***29.270***	1:23.364 **(2)**	85.46	0.031	10:58:05.987
6 -	***53.559***	29.774	***1:23.333*** **(1)**	***85.49***		***10:59:29.320***
7 -	56.347	37.987	1:34.334	75.52	11.001	11:01:03.654

P30 74 SUP Daniel BLACK Suzukis SV650 - DAD

IDEAL LAP TIME : 1:23.641 BEST LAP TIME : 1:23.641 DIFFERENCE : 0.000

LAP	SECTOR 1	SECTOR 2	LAP TIME	MPH	DIFF	TIME OF DAY
1 -	1:01.103	30.824	1:31.927	77.50	8.286	10:52:21.035
2 -	55.476	29.952	1:25.428	83.39	1.787	10:53:46.463
3 -	55.361	30.170	1:25.531	83.29	1.890	10:55:11.994
4 -	55.308	29.661	1:24.969 **(2)**	83.84	1.328	10:56:36.963
5 -	55.393	29.640	1:25.033 **(3)**	83.78	1.392	10:58:01.996
6 -	56.069	30.235	1:26.304	82.55	2.663	10:59:28.300
7 -	***54.220***	***29.421***	***1:23.641*** **(1)**	***85.18***		***11:00:51.941***

BMCRC - MRO Championships 2024 - Rnd 4 @ Donington National

BMCRC Thunderbike Sport & BMCRC Supertwins

QUALIFYING - SECTOR ANALYSIS

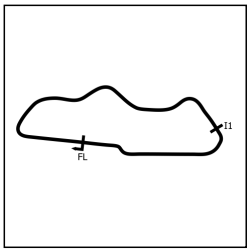

SECTOR 1 = FL to I1, SECTOR 2 = I1 to FL, DIFF = Difference To Personal Best Lap, P = Crossed Finish Line in Pit Lane, D = Time Disallowed

P31 75 R Tom SVENSEN Suzuki SV650 - Team TSR - HCL Carsales - RG racing

IDEAL LAP TIME : 1:23.755 BEST LAP TIME : 1:23.755 DIFFERENCE : 0.000

LAP	SECTOR 1	SECTOR 2	LAP TIME	MPH	DIFF	TIME OF DAY
1 -	1:02.443	31.159	1:33.602	76.11	9.847	10:52:19.274
2 -	56.645	29.833	1:26.478	82.38	2.723	10:53:45.752
3 -	55.607	29.962	1:25.569 **(3)**	83.26	1.814	10:55:11.321
4 -	56.273	30.228	1:26.501	82.36	2.746	10:56:37.822
5 -	55.131	30.105	1:25.236 **(2)**	83.58	1.481	10:58:03.058
6 -	55.379	30.208	1:25.587	83.24	1.832	10:59:28.645
7 -	***54.428***	***29.327***	***1:23.755*** **(1)**	***85.06***		***11:00:52.400***

P32 14 R George DAVIES Suzuki SV650 - little T's Childcare , JClay Fitness

IDEAL LAP TIME : 1:24.001 BEST LAP TIME : 1:24.043 DIFFERENCE : 0.042

LAP	SECTOR 1	SECTOR 2	LAP TIME	MPH	DIFF	TIME OF DAY
1 -	1:03.540	31.512	1:35.052	74.95	11.009	10:52:20.727
2 -	58.245	30.025	1:28.270	80.71	4.227	10:53:48.997
3 -	55.430	30.470	1:25.900	82.94	1.857	10:55:14.897
4 -	54.947	29.944	1:24.891 **(3)**	83.92	0.848	10:56:39.788
5 -	54.697	***29.346***	***1:24.043*** **(1)**	***84.77***		***10:58:03.831***
6 -	54.744	30.371	1:25.115	83.70	1.072	10:59:28.946
7 -	***54.655***	29.754	1:24.409 **(2)**	84.40	0.366	11:00:53.355

P33 143 SUP Ralph WILDING Suzuki SV650 - wife

IDEAL LAP TIME : 1:23.896 BEST LAP TIME : 1:24.461 DIFFERENCE : 0.565

LAP	SECTOR 1	SECTOR 2	LAP TIME	MPH	DIFF	TIME OF DAY
1 -	1:00.930	31.088	1:32.018	77.42	7.557	10:52:31.918
2 -	55.851	30.123	1:25.974	82.86	1.513	10:53:57.892
3 -	55.618	29.816	1:25.434	83.39	0.973	10:55:23.326
4 -	55.445	29.796	1:25.241 **(3)**	83.58	0.780	10:56:48.567
5 -	54.831	29.630	***1:24.461*** **(1)**	***84.35***		***10:58:13.028***
6 -	57.344	***29.595***	1:26.939	81.94	2.478	10:59:39.967
7 -	***54.301***	30.572	1:24.873 **(2)**	83.94	0.412	11:01:04.840

P34 89 R Daryl SKINNS Suzuki GSXR 750 - Indoor Climate Systems UK LTD

IDEAL LAP TIME : 1:23.914 BEST LAP TIME : 1:24.476 DIFFERENCE : 0.562

LAP	SECTOR 1	SECTOR 2	LAP TIME	MPH	DIFF	TIME OF DAY
1 -	1:01.933	31.448	1:33.381	76.29	8.905	10:52:18.993
2 -	55.872	30.214	1:26.086	82.76	1.610	10:53:45.079
3 -	55.759	29.751	1:25.510	83.31	1.034	10:55:10.589
4 -	55.482	29.689	1:25.171	83.65	0.695	10:56:35.760
5 -	55.410	29.623	1:25.033 **(3)**	83.78	0.557	10:58:00.793
6 -	55.523	***28.953***	***1:24.476*** **(1)**	***84.33***		***10:59:25.269***
7 -	***54.961***	29.541	1:24.502 **(2)**	84.31	0.026	11:00:49.771

P35 55 R Magnus MANSON-CHUBB KAWASAKI ZXR400L -

IDEAL LAP TIME : 1:24.228 BEST LAP TIME : 1:24.565 DIFFERENCE : 0.337

LAP	SECTOR 1	SECTOR 2	LAP TIME	MPH	DIFF	TIME OF DAY
1 -	1:03.433	30.496	1:33.929	75.85	9.364	10:52:21.259
2 -	55.915	29.535	1:25.450	83.37	0.885	10:53:46.709
3 -	55.416	***29.349***	1:24.765 **(2)**	84.05	0.200	10:55:11.474
4 -	***54.879***	29.686	***1:24.565*** **(1)**	***84.25***		***10:56:36.039***
5 -	55.473	29.904	1:25.377 **(3)**	83.44	0.812	10:58:01.416
6 -	56.568	29.525	1:26.093	82.75	1.528	10:59:27.509

BMCRC - MRO Championships 2024 - Rnd 4 @ Donington National

BMCRC Thunderbike Sport & BMCRC Supertwins

QUALIFYING - SECTOR ANALYSIS

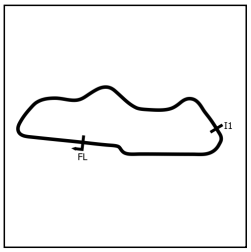

SECTOR 1 = FL to I1, SECTOR 2 = I1 to FL, DIFF = Difference To Personal Best Lap, P = Crossed Finish Line in Pit Lane, D = Time Disallowed

P36 128 SUP Louisa BENNIE Yamaha 700 -

IDEAL LAP TIME : 1:25.076 BEST LAP TIME : 1:25.076 DIFFERENCE : 0.000

LAP	SECTOR 1	SECTOR 2	LAP TIME		MPH	DIFF	TIME OF DAY
1 -	1:01.414	32.212	1:33.626		76.09	8.550	10:52:23.573
2 -	57.556	30.518	1:28.074		80.89	2.998	10:53:51.647
3 -	55.556	30.173	1:25.729		83.10	0.653	10:55:17.376
4 -	55.207	30.395	1:25.602	(3)	83.22	0.526	10:56:42.978
5 -	55.218	30.373	1:25.591	(2)	83.24	0.515	10:58:08.569
6 -	55.558	30.171	1:25.729		83.10	0.653	10:59:34.298
7 -	***55.044***	***30.032***	***1:25.076***	**(1)**	***83.74***		***11:00:59.374***

P37 689 David TREVEIL Yamaha YZF-R6 -

IDEAL LAP TIME : 1:27.853 BEST LAP TIME : 1:28.349 DIFFERENCE : 0.496

LAP	SECTOR 1	SECTOR 2	LAP TIME		MPH	DIFF	TIME OF DAY
1 -	1:05.593	32.406	1:37.999		72.70	9.650	10:52:44.801
2 -	1:00.194	31.086	1:31.280		78.05	2.931	10:54:16.081
3 -	1:00.683	31.080	1:31.763		77.64	3.414	10:55:47.844
4 -	58.289	30.491	1:28.780	(3)	80.25	0.431	10:57:16.624
5 -	58.207	***30.374***	1:28.581	(2)	80.43	0.232	10:58:45.205
6 -	***57.479***	30.870	***1:28.349***	**(1)**	***80.64***		***11:00:13.554***
7 -	58.949	31.188	1:30.137		79.04	1.788	11:01:43.691

P38 33 Mark BISWELL Yamaha FZR600R - Bizzle Bikesport

IDEAL LAP TIME : 1:24.884 BEST LAP TIME : 1:29.137 DIFFERENCE : 4.253

LAP	SECTOR 1	SECTOR 2	LAP TIME		MPH	DIFF	TIME OF DAY
1 -	59.049	***30.088***	***1:29.137***	**(1)**	***79.92***		***10:52:19.175***
2 -	***54.796***	IN PIT	1:31.943	**P**	77.48	2.806	10:53:51.118
3 -	OUTLAP	IN PIT	6:10.445	**P**	19.23	4:41.308	11:00:01.563

P39 114 Richard BATE Suzuki GSXR750 - TEAM PSR

IDEAL LAP TIME : 1:36.269 BEST LAP TIME : 1:36.269 DIFFERENCE : 0.000

LAP	SECTOR 1	SECTOR 2	LAP TIME		MPH	DIFF	TIME OF DAY
1 -	1:06.575	34.367	1:40.942	**(2)**	70.58	4.673	10:52:37.188
2 -	***1:02.974***	***33.295***	***1:36.269***	**(1)**	***74.00***		***10:54:13.457***
3 -	1:06.039	IN PIT	1:50.572	**P**	64.43	14.303	10:56:04.029

P40 125 Haydon SMITH Kawasaki ZXR400 - Shelf & Rail Co.

IDEAL LAP TIME : BEST LAP TIME : DIFFERENCE :

LAP	SECTOR 1	SECTOR 2	LAP TIME		MPH	DIFF	TIME OF DAY
1 -	***1:05.811***	***IN PIT***	1:48.510	**P**	65.65		10:52:45.124

BMCRC - MRO Championships 2024 - Rnd 4 @ Donington National

BMCRC Thunderbike Sport & BMCRC Supertwins

QUALIFYING - BEST SECTORS

SECTOR 1

POS	NO	NAME	TIME
1	9	WETHERELL	48.243
2	79	O'MARA	48.474
3	15	MERCER	49.178
4	19	BASTABLE	49.280
5	69	RUSSO	49.801
6	77	WHITE	49.911
7	444	BUTLER	49.993
8	54	JAMISON	50.252
9	81	MAY	50.571
10	3	ARBON	50.585
11	7	TAYLOR	50.592
12	27	BROWN	50.731
13	48	WALLIS	50.797
14	25	DAY	50.837
15	51	BEESLEY	51.164
16	21	FINNIS	51.345
17	111	DONKERSLEY	51.691
18	173	RATCLIFF	51.806
19	100	HOWTON	52.021
20	132	FIRTH	52.118
21	115	SVENSEN	52.520
22	293	SMITH	52.740
23	11	BATE	53.244
24	557	WILTON	53.387
25	90	WOLFF	53.529
26	137	MCPHERSON	53.533
27	53	NADIEIEVA	53.559
28	61	KING	53.607
29	74	BLACK	54.220
30	143	WILDING	54.301
31	402	FARR	54.351
32	75	SVENSEN	54.428
33	14	DAVIES	54.655
34	33	BISWELL	54.796
35	55	MANSON-CHUBB	54.879
36	89	SKINNS	54.961
37	128	BENNIE	55.044
38	689	TREVEIL	57.479
39	114	BATE	1:02.974
40	125	SMITH	1:05.811

SECTOR 2

NO	NAME	TIME
9	WETHERELL	26.394
79	O'MARA	26.408
444	BUTLER	26.517
15	MERCER	26.653
69	RUSSO	26.922
77	WHITE	26.982
19	BASTABLE	27.011
25	DAY	27.157
7	TAYLOR	27.199
54	JAMISON	27.236
51	BEESLEY	27.451
27	BROWN	27.611
3	ARBON	27.725
48	WALLIS	27.726
21	FINNIS	27.743
173	RATCLIFF	28.061
100	HOWTON	28.083
557	WILTON	28.086
81	MAY	28.127
111	DONKERSLEY	28.234
132	FIRTH	28.247
402	FARR	28.283
137	MCPHERSON	28.350
293	SMITH	28.528
115	SVENSEN	28.722
61	KING	28.904
90	WOLFF	28.934
11	BATE	28.941
89	SKINNS	28.953
53	NADIEIEVA	29.270
75	SVENSEN	29.327
14	DAVIES	29.346
55	MANSON-CHUBB	29.349
74	BLACK	29.421
143	WILDING	29.595
128	BENNIE	30.032
33	BISWELL	30.088
689	TREVEIL	30.374
114	BATE	33.295

IDEAL / BEST COMPARISON

		PERFECT LAP	1:14.637		
1	9	WETHERELL	1:14.637	1:14.669	0.032
2	79	O'MARA	1:14.882	1:15.119	0.237
3	15	MERCER	1:15.831	1:16.079	0.248
4	19	BASTABLE	1:16.291	1:16.336	0.045
5	444	BUTLER	1:16.510	1:16.736	0.226
6	69	RUSSO	1:16.723	1:16.923	0.200
7	77	WHITE	1:16.893	1:17.174	0.281
8	54	JAMISON	1:17.488	1:17.588	0.100
9	7	TAYLOR	1:17.791	1:18.053	0.262
10	25	DAY	1:17.994	1:18.164	0.170
11	3	ARBON	1:18.310	1:18.319	0.009
12	27	BROWN	1:18.342	1:18.552	0.210
13	48	WALLIS	1:18.523	1:18.681	0.158
14	51	BEESLEY	1:18.615	1:19.113	0.498
15	81	MAY	1:18.698	1:19.143	0.445
16	21	FINNIS	1:19.088	1:19.499	0.411
17	173	RATCLIFF	1:19.867	1:20.044	0.177
18	111	DONKERSLEY	1:19.925	1:20.468	0.543
19	100	HOWTON	1:20.104	1:20.233	0.129
20	132	FIRTH	1:20.365	1:20.499	0.134
21	115	SVENSEN	1:21.242	1:21.312	0.070
22	293	SMITH	1:21.268	1:21.268	0.000
23	557	WILTON	1:21.473	1:21.639	0.166
24	137	MCPHERSON	1:21.883	1:21.883	0.000
25	11	BATE	1:22.185	1:22.807	0.622
26	90	WOLFF	1:22.463	1:23.250	0.787
27	61	KING	1:22.511	1:22.511	0.000
28	402	FARR	1:22.634	1:22.660	0.026
29	53	NADIEIEVA	1:22.829	1:23.333	0.504
30	74	BLACK	1:23.641	1:23.641	0.000
31	75	SVENSEN	1:23.755	1:23.755	0.000
32	143	WILDING	1:23.896	1:24.461	0.565
33	89	SKINNS	1:23.914	1:24.476	0.562
34	14	DAVIES	1:24.001	1:24.043	0.042
35	55	MANSON-CHUBB	1:24.228	1:24.565	0.337
36	33	BISWELL	1:24.884	1:29.137	4.253
37	128	BENNIE	1:25.076	1:25.076	0.000
38	689	TREVEIL	1:27.853	1:28.349	0.496
39	114	BATE	1:36.269	1:36.269	0.000
40	125	SMITH			

Weather / Track : Cloudy / Dry

Donington Park National: 1.9790 miles
Date: 01/06/2024 Start: 10:50 Finish: 11:00

Results can be found at www.tsl-timing.com

Printed - 11:04 Saturday, 01 June 2024

BMCRC - MRO Championships 2024 - Rnd 4 @ Donington National

BMCRC Thunderbike Sport & BMCRC Supertwins

QUALIFYING - STATISTICS

Competitors Started	40
Planned Start	2024-06-01 @ 10:36:00.000
Actual Start	2024-06-01 @ 10:50:18.954
Finish Time	2024-06-01 @ 11:00:22.764
Track Length	1.9790mi.
Total Laps	277
Total Distance Covered	548.2016mi.

Session Fastest Lap History

NO	CL	NAME	LAP TIME	TIME OF DAY	LAP	VEHICLE
9		**Matt WETHERELL**	**1:17.183**	10:51:53.488	1	Suzuki GSXR 600
9		**Matt WETHERELL**	**1:16.202**	10:53:09.690	2	Suzuki GSXR 600
9		**Matt WETHERELL**	**1:14.669**	10:54:24.357	3	Suzuki GSXR 600

Flag History

TYPE	TIME OF DAY
GREEN	10:50:18.954
FINISH	11:00:22.764

Flag Statistics

TYPE	COUNT	TOTAL LAPS	TOTAL TIME
Green	1	8	11:41.694
Red	0	0	0.000
Safety Car	0	0	0.000
FCY	0	0	0.000

Weather / Track : Cloudy / Dry

Donington Park National: 1.9790 miles
Date: 01/06/2024 Start: 10:50 Finish: 11:00

BMCRC - MRO Championships 2024 - Rnd 4 @ Donington National

BMCRC Thunderbike Sport & BMCRC Supertwins

QUALIFYING - STATISTICS

CLASS : 18 Starters

Fastest Lap History

NO	NAME	LAP TIME	TIME OF DAY	LAP	VEHICLE
9	**Matt WETHERELL**	**1:17.183**	10:51:53.488	1	Suzuki GSXR 600
9	**Matt WETHERELL**	**1:16.202**	10:53:09.690	2	Suzuki GSXR 600
9	**Matt WETHERELL**	**1:14.669**	10:54:24.357	3	Suzuki GSXR 600

BMCRC - MRO Championships 2024 - Rnd 4 @ Donington National

BMCRC Thunderbike Sport & BMCRC Supertwins

QUALIFYING - STATISTICS

CLASS : R

8 Starters

Fastest Lap History

NO	NAME	LAP TIME	TIME OF DAY	LAP	VEHICLE
7	**Darren TAYLOR**	**1:24.630**	10:52:05.157	1	Kawasaki ZX6R
7	**Darren TAYLOR**	**1:19.880**	10:53:25.037	2	Kawasaki ZX6R
7	**Darren TAYLOR**	**1:18.146**	10:54:43.183	3	Kawasaki ZX6R
7	**Darren TAYLOR**	**1:18.053**	10:57:19.689	5	Kawasaki ZX6R

Weather / Track : Cloudy / Dry

Donington Park National: 1.9790 miles
Date: 01/06/2024 Start: 10:50 Finish: 11:00

BMCRC - MRO Championships 2024 - Rnd 4 @ Donington National

BMCRC Thunderbike Sport & BMCRC Supertwins

QUALIFYING - STATISTICS

CLASS : SUP

14 Starters

Fastest Lap History

NO	NAME	LAP TIME	TIME OF DAY	LAP	VEHICLE
19	**Simon BASTABLE**	**1:19.020**	10:51:56.743	1	BMW F900R
19	**Simon BASTABLE**	**1:16.360**	10:53:13.103	2	BMW F900R
79	**James O'MARA**	**1:15.964**	10:54:45.702	3	BMW F900R
79	**James O'MARA**	**1:15.583**	10:56:01.284	4	BMW F900R
79	**James O'MARA**	**1:15.431**	10:58:32.836	6	BMW F900R
79	**James O'MARA**	**1:15.119**	10:59:47.954	7	BMW F900R

Weather / Track : Cloudy / Dry

Donington Park National: 1.9790 miles
Date: 01/06/2024 Start: 10:50 Finish: 11:00

BMCRC - MRO Championships 2024 - Rnd 4 @ Donington National

BMCRC Thunderbike Sport & BMCRC Supertwins

RACE 7 - GRID (7 Laps)

ROW 15						43	888	Brandon WRIGHT
ROW 14	42	12	Craig MAKIN	41	5	Logan STONE	40	125 Haydon SMITH
ROW 13	39	114	1:36.269 Richard BATE	38	33	1:29.137 Mark BISWELL	37	689 1:28.349 David TREVEIL
ROW 12	36	128	1:25.076 Louisa BENNIE	35	55	1:24.565 Magnus MANSON-CHUBB	34	89 1:24.476 Daryl SKINNS
ROW 11	33	143	1:24.461 Ralph WILDING	32	14	1:24.043 George DAVIES	31	75 1:23.755 Tom SVENSEN
ROW 10	30	74	1:23.641 Daniel BLACK	29	53	1:23.333 Iryna NADIEIEVA	28	90 1:23.250 Jack WOLFF
ROW 9	27	11	1:22.807 Malcolm BATE	26	402	1:22.660 Kaine FARR	25	61 1:22.511 James KING
ROW 8	24	137	1:21.883 Colin MCPHERSON	23	557	1:21.639 John WILTON	22	115 1:21.312 James SVENSEN
ROW 7	21	293	1:21.268 Leigh SMITH	20	132	1:20.499 Andrew FIRTH	19	111 1:20.468 Jake DONKERSLEY
ROW 6	18	100	1:20.233 Craig HOWTON	17	173	1:20.044 Dean RATCLIFF	16	21 1:19.499 Toby FINNIS
ROW 5	15	81	1:19.143 Malvern MAY	14	51	1:19.113 Paul BEESLEY	13	48 1:18.681 Shaun WALLIS
ROW 4	12	27	1:18.552 Ben BROWN	11	3	1:18.319 Oliver ARBON	10	25 1:18.164 Harrison DAY
ROW 3	9	7	1:18.053 Darren TAYLOR	8	54	1:17.588 Adam JAMISON	7	77 1:17.174 Joe WHITE
ROW 2	6	69	1:16.923 Tony RUSSO	5	444	1:16.736 Vincent BUTLER	4	19 1:16.336 Simon BASTABLE
ROW 1	3	15	1:16.079 Daniel MERCER	2	79	1:15.119 James O'MARA	1	9 1:14.669 Matt WETHERELL
								Pole

These results are provisional until the conclusion of any judicial and technical matters.

Donington Park National: 1.9790 miles

Clerk Of Course:	Stewards:	Timekeeper: Craig Smith	

Results can be found at www.tsl-timing.com

Printed - 11:05 Saturday, 01 June 2024

BMCRC - MRO Championships 2024 - Rnd 4 @ Donington National

BMCRC Thunderbike Sport & BMCRC Supertwins

RACE 7 - CLASSIFICATION

Race Distance: 7 Laps / 13.85 miles

POS	NO	CL	PIC	NAME	ENTRY	LAPS	TIME	GAP	DIFF	MPH	BEST	ON	GRD	↑↓
1	**79**	SUP	1	James O'MARA	BMW F900R -	**7**	8:45.928			94.56	**1:14.222**	3	2	1
2	**9**		1	Matt WETHERELL	Suzuki GSXR 600 - Lamonde Racing	**7**	8:46.039	**0.111**	0.111	94.54	**1:14.339**	6	1	-1
3	**444**		2	Vincent BUTLER	Yamaha YZF R6 - Me	**7**	8:56.077	**10.149**	10.038	92.77	**1:15.023**	2	5	2
4	**69**		3	Tony RUSSO	Yamaha R6 - Wymark Lubricants	**7**	8:59.500	**13.572**	3.423	92.18	**1:16.095**	4	6	2
5	**77**		4	Joe WHITE	Suzuki GSXR 600 MAIN - The Race Shack /Just In Graphics	**7**	8:59.598	**13.670**	0.098	92.17	**1:15.900**	7	7	2
6	**19**	SUP	2	Simon BASTABLE	BMW F900R - WSCperformance.co.uk	**7**	9:00.118	**14.190**	0.520	92.08	**1:16.181**	7	4	-2
7	**54**		5	Adam JAMISON	Yamaha R6 - Team AJR	**7**	9:00.738	**14.810**	0.620	91.97	**1:15.929**	5	8	1
8	**15**		6	Daniel MERCER	Yamaha R6 - Merc&Co Racing, Apex2Apex promotions, Ele	**7**	9:00.892	**14.964**	0.154	91.95	**1:15.805**	5	3	-5
9	**33**		7	Mark BISWELL	Yamaha FZR600R - Bizzle Bikesport	**7**	9:04.429	**18.501**	3.537	91.35	**1:15.890**	6	38	29
10	**25**		8	Harrison DAY	Yamaha R6 -	**7**	9:05.647	**19.719**	1.218	91.15	**1:16.717**	7	10	0
11	**7**	R	1	Darren TAYLOR	Kawasaki ZX6R - Watton Auto Centre	**7**	9:08.557	**22.629**	2.910	90.66	**1:17.099**	5	9	-2
12	**3**	SUP	3	Oliver ARBON	Suzuki SV650 - TT Plumbing & Heating	**7**	9:08.859	**22.931**	0.302	90.61	**1:17.232**	7	11	-1
13	**48**		9	Shaun WALLIS	Yamaha R6 - MBC Despatch Racing	**7**	9:13.642	**27.714**	4.783	89.83	**1:17.392**	7	13	0
14	**81**	SUP	4	Malvern MAY	Aprilia RS660 - IMP racing	**7**	9:14.616	**28.688**	0.974	89.67	**1:17.899**	2	15	1
15	**100**	SUP	5	Craig HOWTON	Kawasaki ER6N - ME	**7**	9:15.131	**29.203**	0.515	89.59	**1:17.832**	3	18	3
16	**132**	SUP	6	Andrew FIRTH	BMW F900R - LTRmotorcycles.co.uk / RST / HEL	**7**	9:15.297	**29.369**	0.166	89.56	**1:17.603**	6	20	4
17	**173**	SUP	7	Dean RATCLIFF	Aprillia RS660 -	**7**	9:22.057	**36.129**	6.760	88.48	**1:18.668**	7	17	0
18	**51**		10	Paul BEESLEY	Yamaha R6 -	**7**	9:24.317	**38.389**	2.260	88.13	**1:18.920**	4	14	-4
19	**293**		11	Leigh SMITH	Suzuki SV650 - Smiths Mechanical Support Ltd, Lamonde A	**7**	9:26.626	**40.698**	2.309	87.77	**1:18.977**	4	21	2
20	**115**	SUP	8	James SVENSEN	Suzuki SV650S - Team TSR - HCL - RG Racing	**7**	9:29.314	**43.386**	2.688	87.36	**1:20.087**	7	22	2
21	**111**		12	Jake DONKERSLEY	Honda VFR400 NC30 -	**7**	9:39.111	**53.183**	9.797	85.88	**1:20.894**	3	19	-2
22	**557**	R	2	John WILTON	Yamaha R6 - Repetition Roasters	**7**	9:39.212	**53.284**	0.101	85.86	**1:19.619**	7	23	1
23	**402**	R	3	Kaine FARR	Suzuki GSXR - The Elms B&B Snetterton	**7**	9:44.890	**58.962**	5.678	85.03	**1:20.597**	7	26	3
24	**90**		13	Jack WOLFF	Yamaha R6 -	**7**	9:47.359	**1:01.431**	2.469	84.67	**1:22.081**	7	28	4
25	**137**		14	Colin MCPHERSON	Yamaha R6 -	**7**	9:47.764	**1:01.836**	0.405	84.61	**1:21.530**	7	24	-1
26	**11**		15	Malcolm BATE	Suzuki GSXR750F - Hartjay	**7**	9:48.082	**1:02.154**	0.318	84.57	**1:21.352**	3	27	1
27	**74**	SUP	9	Daniel BLACK	Suzukis SV650 - DAD	**7**	9:49.004	**1:03.076**	0.922	84.44	**1:22.164**	7	30	3
28	**89**	R	4	Daryl SKINNS	Suzuki GSXR 750 - Indoor Climate Systems UK LTD	**7**	9:50.166	**1:04.238**	1.162	84.27	**1:21.832**	6	34	6
29	**61**	R	5	James KING	Suzuki SV650 - King and Drury construction	**7**	9:50.445	**1:04.517**	0.279	84.23	**1:22.302**	4	25	-4
30	**53**	SUP	10	Iryna NADIEIEVA	Yamaha YZF R7 -	**7**	9:50.541	**1:04.613**	0.096	84.22	**1:21.673**	7	29	-1
31	**143**	SUP	11	Ralph WILDING	Suzuki SV650 - wife	**7**	9:52.751	**1:06.823**	2.210	83.90	**1:22.346**	4	33	2
32	**128**	SUP	12	Louisa BENNIE	Yamaha 700 -	**7**	9:55.531	**1:09.603**	2.780	83.51	**1:22.930**	4	36	4
33	**14**	R	6	George DAVIES	Suzuki SV650 - little T's Childcare , JClay Fitness	**7**	9:57.154	**1:11.226**	1.623	83.28	**1:23.189**	7	32	-1
34	**75**	R	7	Tom SVENSEN	Suzuki SV650 - Team TSR - HCL Carsales - RG racing	**7**	10:03.008	**1:17.080**	5.854	82.47	**1:24.392**	4	31	-3
35	**55***	R	8	Magnus MANSON-CHUBB	KAWASAKI ZXR400L -	**7**	10:10.752	**1:24.824**	7.744	81.43	**1:23.679**	6	35	0
36	**689**		16	David TREVEIL	Yamaha YZF-R6 -	**6**	8:53.083	**1 Lap**	1 Lap	79.93	**1:26.059**	6	37	1
37	**114**		17	Richard BATE	Suzuki GSXR750 - TEAM PSR	**6**	8:56.176	**1 Lap**	3.093	79.47	**1:27.213**	6	39	2

NOT CLASSIFIED

DNF	**21**	SUP		Toby FINNIS	Suzuki SV650R - Crawfords/ Tey Farm Systems/ Harlow Ag	**5**	6:46.206	**2 Laps**	1 Lap	87.36	**1:19.861**	2	16	
DNF	**27**	SUP		Ben BROWN	Yamaha R7 - Hunts Motorcycles	**4**	5:18.031	**3 Laps**	1 Lap	89.18	**1:17.705**	4	12	
DNF	**125**			Haydon SMITH	Kawasaki ZXR400 - Shelf & Rail Co.	**2**	2:59.333	**5 Laps**	2 Laps	78.69			40	

FASTEST LAP

79	SUP	James O'MARA	BMW F900R -	**3**	1:14.222	95.99 mph	154.48 kph
9		Matt WETHERELL	Suzuki GSXR 600 - Lamonde Racing	**6**	1:14.339	95.83 mph	154.23 kph
7	R	Darren TAYLOR	Kawasaki ZX6R - Watton Auto Centre	**5**	1:17.099	92.40 mph	148.71 kph

Comments:
*** No. 55 - 10 second penalty - yellow flag infringement**
Class SUP - 92.5% of Race Speed = 87.46 mph
Class - 92.5% of Race Speed = 87.44 mph
Class R - 92.5% of Race Speed = 83.86 mph

Weather / Track : Cloudy / Dry
These results are provisional until the conclusion of any judicial and technical matters.

Date: 01/06/2024 Start: 14:53 Finish: 15:02
Donington Park National: 1.9790 miles

Clerk Of Course:	Stewards:	Timekeeper: Craig Smith	

BMCRC - MRO Championships 2024 - Rnd 4 @ Donington National

BMCRC Thunderbike Sport & BMCRC Supertwins

RACE 7 - LAP CHART

LAP 1 @ 14:54:44.489

NO	BEHIND	LAP TIME
79		1:17.883
9	0.120	1:18.003
444	1.931	1:19.814
19	2.515	1:20.398
77	2.599	1:20.482
69	3.645	1:21.528
15	3.892	1:21.775
54	4.276	1:22.159
25	5.037	1:22.920
3	5.174	1:23.057
7	5.421	1:23.304
27	5.620	1:23.503
100	6.319	1:24.202
81	6.673	1:24.556
48	7.053	1:24.936
132	7.994	1:25.877
33	8.000	1:25.883
21	8.363	1:26.246
173	8.595	1:26.478
51	9.158	1:27.041
115	9.778	1:27.661
293	10.116	1:27.999
402	10.762	1:28.645
90	11.499	1:29.382
111	12.129	1:30.012
61	12.353	1:30.236
125	12.512	1:30.395
557	13.218	1:31.101
137	13.811	1:31.694
74	14.128	1:32.011
11	14.226	1:32.109
143	14.928	1:32.811
14	15.211	1:33.094
128	15.802	1:33.685
75	16.070	1:33.953
89	16.534	1:34.417
53	17.169	1:35.052
55	17.401	1:35.284
114	19.321	1:37.204
689	19.963	1:37.846

LAP 2 @ 14:55:59.519

NO	BEHIND	LAP TIME
9		1:14.910
79	0.411	1:15.441
444	1.924	1:15.023
19	3.786	1:16.301
77	4.920	1:17.351
69	5.075	1:16.460
54	5.976	1:16.730
15	6.362	1:17.500
25	6.848	1:16.841
3	8.043	1:17.899
7	8.194	1:17.803
27	9.221	1:18.631
81	9.542	1:17.899
100	9.826	1:18.537
33	9.974	1:17.004
48	11.107	1:19.084
132	11.789	1:18.825
21	13.194	1:19.861
173	13.296	1:19.731
51	14.165	1:20.037
115	14.916	1:20.168
293	15.224	1:20.138
402	17.458	1:21.726
111	18.518	1:21.419
90	19.608	1:23.139
557	20.918	1:22.730
137	21.387	1:22.606
61	21.935	1:24.612
11	22.140	1:22.944
74	22.373	1:23.275
143	23.944	1:24.046
128	24.902	1:24.130
89	25.090	1:23.586
53	25.708	1:23.569
14	25.985	1:25.804
125	26.420	1:28.938 P
75	26.438	1:25.398
55	26.968	1:24.597
114	32.544	1:28.253
689	33.375	1:28.442

LAP 3 @ 14:57:14.152

NO	BEHIND	LAP TIME
79		1:14.222
9	0.585	1:15.218
444	2.607	1:15.316
19	5.804	1:16.651
69	6.844	1:16.402
77	7.038	1:16.751
54	7.720	1:16.377
15	8.220	1:16.491
25	9.318	1:17.103
7	11.103	1:17.542
3	11.451	1:18.041
33	12.003	1:16.662
27	12.780	1:18.192
100	13.025	1:17.832
81	13.391	1:18.482
48	14.763	1:18.289
132	15.255	1:18.099
173	17.962	1:19.299
21	18.750	1:20.189
51	19.342	1:19.810
293	20.432	1:19.841
115	20.679	1:20.396
111	24.779	1:20.894
402	26.657	1:23.832
90	27.942	1:22.967
557	28.493	1:22.208
11	28.859	1:21.352
137	29.734	1:22.980
61	30.398	1:23.096
74	31.327	1:23.587
143	32.621	1:23.310
89	33.447	1:22.990
53	34.110	1:23.035
128	34.652	1:24.383
14	35.222	1:23.870
75	36.916	1:25.111
55	37.179	1:24.844
114	45.681	1:27.770
689	46.067	1:27.325

LAP 4 @ 14:58:29.391

NO	BEHIND	LAP TIME
79		1:15.239
9	0.096	1:14.750
444	3.164	1:15.796
19	7.026	1:16.461
69	7.700	1:16.095
77	8.279	1:16.480
54	8.743	1:16.262
15	9.222	1:16.241
25	10.973	1:16.894
33	13.187	1:16.423
7	13.324	1:17.460
3	13.854	1:17.642
27	15.246	1:17.705
100	16.360	1:18.574
81	16.559	1:18.407
48	17.966	1:18.442
132	18.362	1:18.346
173	22.104	1:19.381
51	23.023	1:18.920
21	23.398	1:19.887
293	24.170	1:18.977
115	25.674	1:20.234
111	30.667	1:21.127
402	34.856	1:23.438
557	34.885	1:21.631
90	35.942	1:23.239
11	36.527	1:22.907
137	36.976	1:22.481
61	37.461	1:22.302
74	38.579	1:22.491
143	39.728	1:22.346
89	40.493	1:22.285
53	41.303	1:22.432
128	42.343	1:22.930
14	43.720	1:23.737
75	46.069	1:24.392
55	46.372	1:24.432
689	57.591	1:26.763
114	58.616	1:28.174

LAP 5 @ 14:59:43.630

NO	BEHIND	LAP TIME
79		1:14.239
9	0.280	1:14.423
444	4.837	1:15.912
69	9.690	1:16.229
19	9.870	1:17.083
77	10.077	1:16.037
54	10.433	1:15.929
15	10.788	1:15.805
25	14.636	1:17.902
33	15.218	1:16.270
7	16.184	1:17.099
3	17.059	1:17.444
81	20.573	1:18.253
100	20.670	1:18.549
48	21.554	1:17.827
132	22.140	1:18.017
173	27.604	1:19.739
51	28.521	1:19.737
21	29.182	1:20.023
293	29.515	1:19.584
115	32.010	1:20.575
111	38.310	1:21.882
557	41.459	1:20.813
402	44.570	1:23.953
90	45.329	1:23.626
11	46.049	1:23.761
61	46.173	1:22.951
137	46.728	1:23.991
74	47.334	1:22.994
143	48.639	1:23.150
89	49.208	1:22.954
53	49.812	1:22.748
128	51.915	1:23.811
14	53.679	1:24.198
55	56.084	1:23.951
75	56.462	1:24.632
689	1:10.000	1:26.648
114	1:11.939	1:27.562

LAP 6 @ 15:00:57.996

NO	BEHIND	LAP TIME
79		1:14.366
9	0.253	1:14.339
444	7.465	1:16.994
69	11.824	1:16.500
77	12.308	1:16.597
19	12.547	1:17.043
54	12.986	1:16.919
15	13.112	1:16.690
33	16.742	1:15.890
25	17.540	1:17.270
7	19.571	1:17.753
3	20.237	1:17.544
81	24.591	1:18.384
100	24.697	1:18.393
48	24.860	1:17.672
132	25.377	1:17.603
173	31.999	1:18.761
51	33.780	1:19.625
293	35.591	1:20.442
115	37.837	1:20.193
111	46.156	1:22.212
557	48.203	1:21.110
402	52.903	1:22.699
90	53.888	1:22.925
11	54.304	1:22.621
137	54.844	1:22.482
61	55.125	1:23.318
74	55.450	1:22.482
89	56.674	1:21.832
53	57.478	1:22.032
143	58.676	1:24.403
128	1:00.970	1:23.421
14	1:02.575	1:23.262
55	1:05.397	1:23.679
75	1:06.639	1:24.543

LAP 7 @ 15:02:12.534

NO	BEHIND	LAP TIME
79		1:14.538
9	0.111	1:14.396
689	1 Lap	1:26.059
444	10.149	1:17.222
114	1 Lap	1:27.213
69	13.572	1:16.286
77	13.670	1:15.900
19	14.190	1:16.181
54	14.810	1:16.362
15	14.964	1:16.390
33	18.501	1:16.297
25	19.719	1:16.717
7	22.629	1:17.596
3	22.931	1:17.232
48	27.714	1:17.392
81	28.688	1:18.635
100	29.203	1:19.044
132	29.369	1:18.530
173	36.129	1:18.668
51	38.389	1:19.147
293	40.698	1:19.645
115	43.386	1:20.087
111	53.183	1:21.565
557	53.284	1:19.619
402	58.962	1:20.597
90	1:01.431	1:22.081
137	1:01.836	1:21.530
11	1:02.154	1:22.388
74	1:03.076	1:22.164
89	1:04.238	1:22.102
61	1:04.517	1:23.930
53	1:04.613	1:21.673
143	1:06.823	1:22.685
128	1:09.603	1:23.171
14	1:11.226	1:23.189
55	1:14.824	1:23.965
75	1:17.080	1:24.979

Weather / Track : Cloudy / Dry

Donington Park National: 1.9790 miles
Date: 01/06/2024 Start: 14:53 Finish: 15:02

Results can be found at www.tsl-timing.com

Printed - 15:06 Saturday, 01 June 2024

BMCRC - MRO Championships 2024 - Rnd 4 @ Donington National

BMCRC Thunderbike Sport & BMCRC Supertwins

RACE 7 - POSITION CHART

No	Name	Lap / Pos	1	2	3	4	5	6	7
9	WETHERELL	1	79	9	79	79	79	79	79
79	O'MARA	2	9	79	9	9	9	9	9
15	MERCER	3	444	444	444	444	444	444	444
19	BASTABLE	4	19	19	19	19	69	69	69
444	BUTLER	5	77	77	69	69	19	77	77
69	RUSSO	6	69	69	77	77	77	19	19
77	WHITE	7	15	54	54	54	54	54	54
54	JAMISON	8	54	15	15	15	15	15	15
7	TAYLOR	9	25	25	25	25	25	33	33
25	DAY	10	3	3	7	33	33	25	25
3	ARBON	11	7	7	3	7	7	7	7
27	BROWN	12	27	27	33	3	3	3	3
48	WALLIS	13	100	81	27	27	81	81	48
51	BEESLEY	14	81	100	100	100	100	100	81
81	MAY	15	48	33	81	81	48	48	100
21	FINNIS	16	132	48	48	48	132	132	132
173	RATCLIFF	17	33	132	132	132	173	173	173
100	HOWTON	18	21	21	173	173	51	51	51
111	DONKERSLEY	19	173	173	21	51	21	293	293
132	FIRTH	20	51	51	51	21	293	115	115
293	SMITH	21	115	115	293	293	115	111	111
115	SVENSEN	22	293	293	115	115	111	557	557
557	WILTON	23	402	402	111	111	557	402	402
137	MCPHERSON	24	90	111	402	402	402	90	90
61	KING	25	111	90	90	557	90	11	137
402	FARR	26	61	557	557	90	11	137	11
11	BATE	27	125	137	11	11	61	61	74
90	WOLFF	28	557	61	137	137	137	74	89
53	NADIEIEVA	29	137	11	61	61	74	89	61
74	BLACK	30	74	74	74	74	143	53	53
75	SVENSEN	31	11	143	143	143	89	143	143
14	DAVIES	32	143	128	89	89	53	128	128
143	WILDING	33	14	89	53	53	128	14	14
89	SKINNS	34	128	53	128	128	14	55	55
55	MANSON-CHUBB	35	75	14	14	14	55	75	75
128	BENNIE	36	89	*125*	75	75	75	689	
689	TREVEIL	37	53	75	55	55	689	114	
33	BISWELL	38	55	55	114	689	114		
114	BATE	39	114	114	689	114			
125	SMITH	40	689	689					

Weather / Track : Cloudy / Dry

Donington Park National: 1.9790 miles
Date: 01/06/2024 Start: 14:53 Finish: 15:02

Results can be found at www.tsl-timing.com

Printed - 15:06 Saturday, 01 June 2024

BMCRC - MRO Championships 2024 - Rnd 4 @ Donington National

BMCRC Thunderbike Sport & BMCRC Supertwins

RACE 7 - SECTOR ANALYSIS

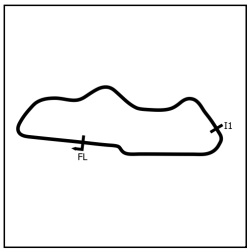

SECTOR 1 = FL to I1, SECTOR 2 = I1 to FL, DIFF = Difference To Personal Best Lap, P = Crossed Finish Line in Pit Lane, D = Time Disallowed

P1 79 SUP James O'MARA BMW F900R -

IDEAL LAP TIME : 1:14.182 BEST LAP TIME : 1:14.222 DIFFERENCE : 0.040

LAP	SECTOR 1	SECTOR 2	LAP TIME	MPH	DIFF	TIME OF DAY
1 -		26.471	1:17.883	91.47	3.661	14:54:44.489
2 -	48.885	26.556	1:15.441	94.43	1.219	14:55:59.930
3 -	***47.962***	26.260	***1:14.222*** **(1)**	***95.99***		***14:57:14.152***
4 -	48.802	26.437	1:15.239	94.69	1.017	14:58:29.391
5 -	48.019	***26.220***	1:14.239 **(2)**	95.96	0.017	14:59:43.630
6 -	48.073	26.293	1:14.366 **(3)**	95.80	0.144	15:00:57.996
7 -	48.190	26.348	1:14.538	95.58	0.316	15:02:12.534

P2 9 Matt WETHERELL Suzuki GSXR 600 - Lamonde Racing

IDEAL LAP TIME : 1:14.116 BEST LAP TIME : 1:14.339 DIFFERENCE : 0.223

LAP	SECTOR 1	SECTOR 2	LAP TIME	MPH	DIFF	TIME OF DAY
1 -		26.377	1:18.003	91.33	3.664	14:54:44.609
2 -	48.571	26.339	1:14.910	95.10	0.571	14:55:59.519
3 -	48.700	26.518	1:15.218	94.71	0.879	14:57:14.737
4 -	48.414	26.336	1:14.750	95.31	0.411	14:58:29.487
5 -	48.310	26.113	1:14.423 **(3)**	95.73	0.084	14:59:43.910
6 -	***48.075***	26.264	***1:14.339*** **(1)**	***95.83***		***15:00:58.249***
7 -	48.355	***26.041***	1:14.396 **(2)**	95.76	0.057	15:02:12.645

P3 444 Vincent BUTLER Yamaha YZF R6 - Me

IDEAL LAP TIME : 1:14.880 BEST LAP TIME : 1:15.023 DIFFERENCE : 0.143

LAP	SECTOR 1	SECTOR 2	LAP TIME	MPH	DIFF	TIME OF DAY
1 -		26.440	1:19.814	89.26	4.791	14:54:46.420
2 -	***48.723***	26.300	***1:15.023*** **(1)**	***94.96***		***14:56:01.443***
3 -	49.159	***26.157***	1:15.316 **(2)**	94.59	0.293	14:57:16.759
4 -	49.506	26.290	1:15.796 **(3)**	93.99	0.773	14:58:32.555
5 -	49.463	26.449	1:15.912	93.85	0.889	14:59:48.467
6 -	50.084	26.910	1:16.994	92.53	1.971	15:01:05.461
7 -	50.181	27.041	1:17.222	92.26	2.199	15:02:22.683

P4 69 Tony RUSSO Yamaha R6 - Wymark Lubricants

IDEAL LAP TIME : 1:15.995 BEST LAP TIME : 1:16.095 DIFFERENCE : 0.100

LAP	SECTOR 1	SECTOR 2	LAP TIME	MPH	DIFF	TIME OF DAY
1 -		27.068	1:21.528	87.38	5.433	14:54:48.134
2 -	49.362	27.098	1:16.460	93.18	0.365	14:56:04.594
3 -	49.533	26.869	1:16.402	93.25	0.307	14:57:20.996
4 -	49.276	***26.819***	***1:16.095*** **(1)**	***93.62***		***14:58:37.091***
5 -	***49.176***	27.053	1:16.229 **(2)**	93.46	0.134	14:59:53.320
6 -	49.500	27.000	1:16.500	93.13	0.405	15:01:09.820
7 -	49.345	26.941	1:16.286 **(3)**	93.39	0.191	15:02:26.106

P5 77 Joe WHITE Suzuki GSXR 600 MAIN - The Race Shack /Just In Graphics

IDEAL LAP TIME : 1:15.769 BEST LAP TIME : 1:15.900 DIFFERENCE : 0.131

LAP	SECTOR 1	SECTOR 2	LAP TIME	MPH	DIFF	TIME OF DAY
1 -		27.252	1:20.482	88.52	4.582	14:54:47.088
2 -	50.055	27.296	1:17.351	92.10	1.451	14:56:04.439
3 -	50.077	26.674	1:16.751	92.82	0.851	14:57:21.190
4 -	49.761	26.719	1:16.480 **(3)**	93.15	0.580	14:58:37.670
5 -	***49.221***	26.816	1:16.037 **(2)**	93.69	0.137	14:59:53.707
6 -	50.049	***26.548***	1:16.597	93.01	0.697	15:01:10.304
7 -	49.269	26.631	***1:15.900*** **(1)**	***93.86***		***15:02:26.204***

Weather / Track : Cloudy / Dry

Donington Park National: 1.9790 miles
Date: 01/06/2024 Start: 14:53 Finish: 15:02

BMCRC - MRO Championships 2024 - Rnd 4 @ Donington National

BMCRC Thunderbike Sport & BMCRC Supertwins

RACE 7 - SECTOR ANALYSIS

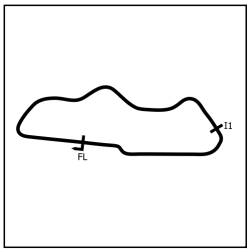

SECTOR 1 = FL to I1, SECTOR 2 = I1 to FL, DIFF = Difference To Personal Best Lap, P = Crossed Finish Line in Pit Lane, D = Time Disallowed

P6 19 SUP Simon BASTABLE BMW F900R - WSCperformance.co.uk

IDEAL LAP TIME : 1:16.178 BEST LAP TIME : 1:16.181 DIFFERENCE : 0.003

LAP	SECTOR 1	SECTOR 2	LAP TIME	MPH	DIFF	TIME OF DAY
1 -		27.596	1:20.398	88.61	4.217	14:54:47.004
2 -	49.426	***26.875***	1:16.301 **(2)**	93.37	0.120	14:56:03.305
3 -	49.589	27.062	1:16.651	92.94	0.470	14:57:19.956
4 -	49.435	27.026	1:16.461 **(3)**	93.18	0.280	14:58:36.417
5 -	49.395	27.688	1:17.083	92.42	0.902	14:59:53.500
6 -	49.803	27.240	1:17.043	92.47	0.862	15:01:10.543
7 -	***49.303***	26.878	***1:16.181*** **(1)**	***93.52***		***15:02:26.724***

P7 54 Adam JAMISON Yamaha R6 - Team AJR

IDEAL LAP TIME : 1:15.929 BEST LAP TIME : 1:15.929 DIFFERENCE : 0.000

LAP	SECTOR 1	SECTOR 2	LAP TIME	MPH	DIFF	TIME OF DAY
1 -		27.103	1:22.159	86.71	6.230	14:54:48.765
2 -	49.632	27.098	1:16.730	92.85	0.801	14:56:05.495
3 -	49.584	26.793	1:16.377	93.28	0.448	14:57:21.872
4 -	49.538	26.724	1:16.262 **(2)**	93.42	0.333	14:58:38.134
5 -	***49.240***	***26.689***	***1:15.929*** **(1)**	***93.83***		***14:59:54.063***
6 -	49.874	27.045	1:16.919	92.62	0.990	15:01:10.982
7 -	49.432	26.930	1:16.362 **(3)**	93.30	0.433	15:02:27.344

P8 15 Daniel MERCER Yamaha R6 - Merc&Co Racing, Apex2Apex promotions, Electric

IDEAL LAP TIME : 1:15.805 BEST LAP TIME : 1:15.805 DIFFERENCE : 0.000

LAP	SECTOR 1	SECTOR 2	LAP TIME	MPH	DIFF	TIME OF DAY
1 -		27.019	1:21.775	87.12	5.970	14:54:48.381
2 -	50.584	26.916	1:17.500	91.93	1.695	14:56:05.881
3 -	49.788	26.703	1:16.491	93.14	0.686	14:57:22.372
4 -	49.625	26.616	1:16.241 **(2)**	93.44	0.436	14:58:38.613
5 -	***49.351***	***26.454***	***1:15.805*** **(1)**	***93.98***		***14:59:54.418***
6 -	49.946	26.744	1:16.690	92.90	0.885	15:01:11.108
7 -	49.626	26.764	1:16.390 **(3)**	93.26	0.585	15:02:27.498

P9 33 Mark BISWELL Yamaha FZR600R - Bizzle Bikesport

IDEAL LAP TIME : 1:15.721 BEST LAP TIME : 1:15.890 DIFFERENCE : 0.169

LAP	SECTOR 1	SECTOR 2	LAP TIME	MPH	DIFF	TIME OF DAY
1 -		27.300	1:25.883	82.95	9.993	14:54:52.489
2 -	49.988	27.016	1:17.004	92.52	1.114	14:56:09.493
3 -	49.842	26.820	1:16.662	92.93	0.772	14:57:26.155
4 -	49.561	26.862	1:16.423	93.22	0.533	14:58:42.578
5 -	***49.177***	27.093	1:16.270 **(2)**	93.41	0.380	14:59:58.848
6 -	49.346	***26.544***	***1:15.890*** **(1)**	***93.88***		***15:01:14.738***
7 -	49.392	26.905	1:16.297 **(3)**	93.38	0.407	15:02:31.035

P10 25 Harrison DAY Yamaha R6 -

IDEAL LAP TIME : 1:16.683 BEST LAP TIME : 1:16.717 DIFFERENCE : 0.034

LAP	SECTOR 1	SECTOR 2	LAP TIME	MPH	DIFF	TIME OF DAY
1 -		27.205	1:22.920	85.92	6.203	14:54:49.526
2 -	50.002	***26.839***	1:16.841 **(2)**	92.71	0.124	14:56:06.367
3 -	50.160	26.943	1:17.103	92.40	0.386	14:57:23.470
4 -	49.986	26.908	1:16.894 **(3)**	92.65	0.177	14:58:40.364
5 -	50.754	27.148	1:17.902	91.45	1.185	14:59:58.266
6 -	50.412	26.858	1:17.270	92.20	0.553	15:01:15.536
7 -	***49.844***	26.873	***1:16.717*** **(1)**	***92.86***		***15:02:32.253***

Weather / Track : Cloudy / Dry

Donington Park National: 1.9790 miles
Date: 01/06/2024 Start: 14:53 Finish: 15:02

BMCRC - MRO Championships 2024 - Rnd 4 @ Donington National

BMCRC Thunderbike Sport & BMCRC Supertwins

RACE 7 - SECTOR ANALYSIS

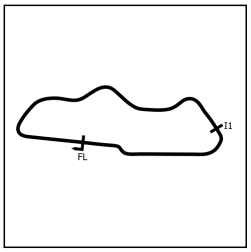

SECTOR 1 = FL to I1, SECTOR 2 = I1 to FL, DIFF = Difference To Personal Best Lap, P = Crossed Finish Line in Pit Lane, D = Time Disallowed

P11 7 R Darren TAYLOR Kawasaki ZX6R - Watton Auto Centre

IDEAL LAP TIME : 1:16.817 BEST LAP TIME : 1:17.099 DIFFERENCE : 0.282

LAP	SECTOR 1	SECTOR 2	LAP TIME	MPH	DIFF	TIME OF DAY
1 -		27.147	1:23.304	85.52	6.205	14:54:49.910
2 -	51.001	***26.802***	1:17.803	91.57	0.704	14:56:07.713
3 -	50.298	27.244	1:17.542 **(3)**	91.88	0.443	14:57:25.255
4 -	***50.015***	27.445	1:17.460 **(2)**	91.97	0.361	14:58:42.715
5 -	50.037	27.062	***1:17.099*** **(1)**	***92.40***		***14:59:59.814***
6 -	50.585	27.168	1:17.753	91.63	0.654	15:01:17.567
7 -	50.079	27.517	1:17.596	91.81	0.497	15:02:35.163

P12 3 SUP Oliver ARBON Suzuki SV650 - TT Plumbing & Heating

IDEAL LAP TIME : 1:17.232 BEST LAP TIME : 1:17.232 DIFFERENCE : 0.000

LAP	SECTOR 1	SECTOR 2	LAP TIME	MPH	DIFF	TIME OF DAY
1 -		27.632	1:23.057	85.77	5.825	14:54:49.663
2 -	50.436	27.463	1:17.899	91.45	0.667	14:56:07.562
3 -	50.659	27.382	1:18.041	91.29	0.809	14:57:25.603
4 -	50.170	27.472	1:17.642	91.76	0.410	14:58:43.245
5 -	50.068	27.376	1:17.444 **(2)**	91.99	0.212	15:00:00.689
6 -	50.114	27.430	1:17.544 **(3)**	91.87	0.312	15:01:18.233
7 -	***49.913***	***27.319***	***1:17.232*** **(1)**	***92.24***		***15:02:35.465***

P13 48 Shaun WALLIS Yamaha R6 - MBC Despatch Racing

IDEAL LAP TIME : 1:17.293 BEST LAP TIME : 1:17.392 DIFFERENCE : 0.099

LAP	SECTOR 1	SECTOR 2	LAP TIME	MPH	DIFF	TIME OF DAY
1 -		27.632	1:24.936	83.88	7.544	14:54:51.542
2 -	51.550	27.534	1:19.084	90.08	1.692	14:56:10.626
3 -	50.906	27.383	1:18.289	91.00	0.897	14:57:28.915
4 -	50.951	27.491	1:18.442	90.82	1.050	14:58:47.357
5 -	50.682	***27.145***	1:17.827 **(3)**	91.54	0.435	15:00:05.184
6 -	50.369	27.303	1:17.672 **(2)**	91.72	0.280	15:01:22.856
7 -	***50.148***	27.244	***1:17.392*** **(1)**	***92.05***		***15:02:40.248***

P14 81 SUP Malvern MAY Aprilia RS660 - IMP racing

IDEAL LAP TIME : 1:17.395 BEST LAP TIME : 1:17.899 DIFFERENCE : 0.504

LAP	SECTOR 1	SECTOR 2	LAP TIME	MPH	DIFF	TIME OF DAY
1 -		27.577	1:24.556	84.25	6.657	14:54:51.162
2 -	50.485	***27.414***	***1:17.899*** **(1)**	***91.45***		***14:56:09.061***
3 -	50.774	27.708	1:18.482	90.78	0.583	14:57:27.543
4 -	***49.981***	28.426	1:18.407	90.86	0.508	14:58:45.950
5 -	50.133	28.120	1:18.253 **(2)**	91.04	0.354	15:00:04.203
6 -	50.334	28.050	1:18.384 **(3)**	90.89	0.485	15:01:22.587
7 -	51.034	27.601	1:18.635	90.60	0.736	15:02:41.222

P15 100 SUP Craig HOWTON Kawasaki ER6N - ME

IDEAL LAP TIME : 1:17.636 BEST LAP TIME : 1:17.832 DIFFERENCE : 0.196

LAP	SECTOR 1	SECTOR 2	LAP TIME	MPH	DIFF	TIME OF DAY
1 -		27.362	1:24.202	84.61	6.370	14:54:50.808
2 -	51.007	27.530	1:18.537 **(3)**	90.71	0.705	14:56:09.345
3 -	50.692	***27.140***	***1:17.832*** **(1)**	***91.53***		***14:57:27.177***
4 -	***50.496***	28.078	1:18.574	90.67	0.742	14:58:45.751
5 -	50.497	28.052	1:18.549	90.70	0.717	15:00:04.300
6 -	50.675	27.718	1:18.393 **(2)**	90.88	0.561	15:01:22.693
7 -	51.208	27.836	1:19.044	90.13	1.212	15:02:41.737

BMCRC - MRO Championships 2024 - Rnd 4 @ Donington National

BMCRC Thunderbike Sport & BMCRC Supertwins

RACE 7 - SECTOR ANALYSIS

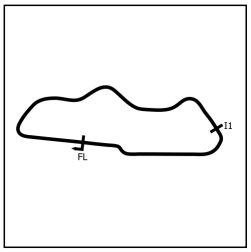

SECTOR 1 = FL to I1, SECTOR 2 = I1 to FL, DIFF = Difference To Personal Best Lap, P = Crossed Finish Line in Pit Lane, D = Time Disallowed

P16 132 SUP Andrew FIRTH BMW F900R - LTRmotorcycles.co.uk / RST / HEL

IDEAL LAP TIME : 1:17.568 BEST LAP TIME : 1:17.603 DIFFERENCE : 0.035

LAP	SECTOR 1	SECTOR 2	LAP TIME	MPH	DIFF	TIME OF DAY
1 -		27.754	1:25.877	82.96	8.274	14:54:52.483
2 -	50.961	27.864	1:18.825	90.38	1.222	14:56:11.308
3 -	50.552	27.547	1:18.099 (3)	91.22	0.496	14:57:29.407
4 -	50.614	27.732	1:18.346	90.93	0.743	14:58:47.753
5 -	50.615	***27.402***	1:18.017 (2)	91.32	0.414	15:00:05.770
6 -	***50.166***	27.437	***1:17.603 (1)***	***91.80***		***15:01:23.373***
7 -	51.014	27.516	1:18.530	90.72	0.927	15:02:41.903

P17 173 SUP Dean RATCLIFF Aprillia RS660 -

IDEAL LAP TIME : 1:18.452 BEST LAP TIME : 1:18.668 DIFFERENCE : 0.216

LAP	SECTOR 1	SECTOR 2	LAP TIME	MPH	DIFF	TIME OF DAY
1 -		28.081	1:26.478	82.38	7.810	14:54:53.084
2 -	51.702	28.029	1:19.731	89.35	1.063	14:56:12.815
3 -	51.610	27.689	1:19.299 (3)	89.84	0.631	14:57:32.114
4 -	51.423	27.958	1:19.381	89.75	0.713	14:58:51.495
5 -	51.888	27.851	1:19.739	89.34	1.071	15:00:11.234
6 -	51.235	***27.526***	1:18.761 (2)	90.45	0.093	15:01:29.995
7 -	***50.926***	27.742	***1:18.668 (1)***	***90.56***		***15:02:48.663***

P18 51 Paul BEESLEY Yamaha R6 -

IDEAL LAP TIME : 1:18.836 BEST LAP TIME : 1:18.920 DIFFERENCE : 0.084

LAP	SECTOR 1	SECTOR 2	LAP TIME	MPH	DIFF	TIME OF DAY
1 -		28.046	1:27.041	81.85	8.121	14:54:53.647
2 -	51.919	28.118	1:20.037	89.01	1.117	14:56:13.684
3 -	51.760	28.050	1:19.810	89.27	0.890	14:57:33.494
4 -	51.262	***27.658***	***1:18.920 (1)***	***90.27***		***14:58:52.414***
5 -	51.775	27.962	1:19.737	89.35	0.817	15:00:12.151
6 -	51.761	27.864	1:19.625 (3)	89.47	0.705	15:01:31.776
7 -	***51.178***	27.969	1:19.147 (2)	90.01	0.227	15:02:50.923

P19 293 Leigh SMITH Suzuki SV650 - Smiths Mechanical Support Ltd, Lamonde Autor

IDEAL LAP TIME : 1:18.977 BEST LAP TIME : 1:18.977 DIFFERENCE : 0.000

LAP	SECTOR 1	SECTOR 2	LAP TIME	MPH	DIFF	TIME OF DAY
1 -		28.250	1:27.999	80.96	9.022	14:54:54.605
2 -	52.277	27.861	1:20.138	88.90	1.161	14:56:14.743
3 -	51.728	28.113	1:19.841	89.23	0.864	14:57:34.584
4 -	***51.345***	***27.632***	***1:18.977 (1)***	***90.21***		***14:58:53.561***
5 -	51.615	27.969	1:19.584 (2)	89.52	0.607	15:00:13.145
6 -	52.304	28.138	1:20.442	88.56	1.465	15:01:33.587
7 -	51.692	27.953	1:19.645 (3)	89.45	0.668	15:02:53.232

P20 115 SUP James SVENSEN Suzuki SV650S - Team TSR - HCL - RG Racing

IDEAL LAP TIME : 1:19.855 BEST LAP TIME : 1:20.087 DIFFERENCE : 0.232

LAP	SECTOR 1	SECTOR 2	LAP TIME	MPH	DIFF	TIME OF DAY
1 -		28.366	1:27.661	81.27	7.574	14:54:54.267
2 -	51.937	***28.231***	1:20.168 (2)	88.87	0.081	14:56:14.435
3 -	51.745	28.651	1:20.396	88.61	0.309	14:57:34.831
4 -	51.678	28.556	1:20.234	88.79	0.147	14:58:55.065
5 -	51.841	28.734	1:20.575	88.42	0.488	15:00:15.640
6 -	51.934	28.259	1:20.193 (3)	88.84	0.106	15:01:35.833
7 -	***51.624***	28.463	***1:20.087 (1)***	***88.96***		***15:02:55.920***

BMCRC - MRO Championships 2024 - Rnd 4 @ Donington National

BMCRC Thunderbike Sport & BMCRC Supertwins

RACE 7 - SECTOR ANALYSIS

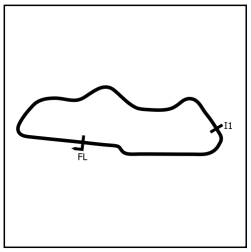

SECTOR 1 = FL to I1, SECTOR 2 = I1 to FL, DIFF = Difference To Personal Best Lap, P = Crossed Finish Line in Pit Lane, D = Time Disallowed

P21 111 Jake DONKERSLEY Honda VFR400 NC30 -

IDEAL LAP TIME : 1:20.848 BEST LAP TIME : 1:20.894 DIFFERENCE : 0.046

LAP	SECTOR 1	SECTOR 2	LAP TIME	MPH	DIFF	TIME OF DAY
1 -		29.133	1:30.012	79.15	9.118	14:54:56.618
2 -	52.475	28.944	1:21.419 (3)	87.50	0.525	14:56:18.037
3 -	52.254	***28.640***	***1:20.894 (1)***	***88.07***		***14:57:38.931***
4 -	***52.208***	28.919	1:21.127 (2)	87.82	0.233	14:59:00.058
5 -	52.851	29.031	1:21.882	87.01	0.988	15:00:21.940
6 -	53.235	28.977	1:22.212	86.66	1.318	15:01:44.152
7 -	52.741	28.824	1:21.565	87.34	0.671	15:03:05.717

P22 557 R John WILTON Yamaha R6 - Repetition Roasters

IDEAL LAP TIME : 1:19.619 BEST LAP TIME : 1:19.619 DIFFERENCE : 0.000

LAP	SECTOR 1	SECTOR 2	LAP TIME	MPH	DIFF	TIME OF DAY
1 -		28.839	1:31.101	78.20	11.482	14:54:57.707
2 -	53.298	29.432	1:22.730	86.11	3.111	14:56:20.437
3 -	53.997	28.211	1:22.208	86.66	2.589	14:57:42.645
4 -	53.372	28.259	1:21.631	87.27	2.012	14:59:04.276
5 -	52.947	27.866	1:20.813 (2)	88.16	1.194	15:00:25.089
6 -	52.856	28.254	1:21.110 (3)	87.83	1.491	15:01:46.199
7 -	***51.998***	***27.621***	***1:19.619 (1)***	***89.48***		***15:03:05.818***

P23 402 R Kaine FARR Suzuki GSXR - The Elms B&B Snetterton

IDEAL LAP TIME : 1:20.597 BEST LAP TIME : 1:20.597 DIFFERENCE : 0.000

LAP	SECTOR 1	SECTOR 2	LAP TIME	MPH	DIFF	TIME OF DAY
1 -		28.689	1:28.645	80.37	8.048	14:54:55.251
2 -	53.282	28.444	1:21.726 (2)	87.17	1.129	14:56:16.977
3 -	53.650	30.182	1:23.832	84.98	3.235	14:57:40.809
4 -	54.526	28.912	1:23.438	85.38	2.841	14:59:04.247
5 -	54.748	29.205	1:23.953	84.86	3.356	15:00:28.200
6 -	54.439	28.260	1:22.699 (3)	86.15	2.102	15:01:50.899
7 -	***52.841***	***27.756***	***1:20.597 (1)***	***88.39***		***15:03:11.496***

P24 90 Jack WOLFF Yamaha R6 -

IDEAL LAP TIME : 1:21.903 BEST LAP TIME : 1:22.081 DIFFERENCE : 0.178

LAP	SECTOR 1	SECTOR 2	LAP TIME	MPH	DIFF	TIME OF DAY
1 -		***28.679***	1:29.382	79.70	7.301	14:54:55.988
2 -	54.095	29.044	1:23.139	85.69	1.058	14:56:19.127
3 -	53.741	29.226	1:22.967 (3)	85.87	0.886	14:57:42.094
4 -	54.006	29.233	1:23.239	85.59	1.158	14:59:05.333
5 -	54.221	29.405	1:23.626	85.19	1.545	15:00:28.959
6 -	54.065	28.860	1:22.925 (2)	85.91	0.844	15:01:51.884
7 -	***53.224***	28.857	***1:22.081 (1)***	***86.80***		***15:03:13.965***

P25 137 Colin MCPHERSON Yamaha R6 -

IDEAL LAP TIME : 1:21.530 BEST LAP TIME : 1:21.530 DIFFERENCE : 0.000

LAP	SECTOR 1	SECTOR 2	LAP TIME	MPH	DIFF	TIME OF DAY
1 -		28.954	1:31.694	77.69	10.164	14:54:58.300
2 -	53.475	29.131	1:22.606	86.24	1.076	14:56:20.906
3 -	54.286	28.694	1:22.980	85.85	1.450	14:57:43.886
4 -	53.433	29.048	1:22.481 (2)	86.37	0.951	14:59:06.367
5 -	54.713	29.278	1:23.991	84.82	2.461	15:00:30.358
6 -	53.664	28.818	1:22.482 (3)	86.37	0.952	15:01:52.840
7 -	***53.224***	***28.306***	***1:21.530 (1)***	***87.38***		***15:03:14.370***

BMCRC - MRO Championships 2024 - Rnd 4 @ Donington National

BMCRC Thunderbike Sport & BMCRC Supertwins

RACE 7 - SECTOR ANALYSIS

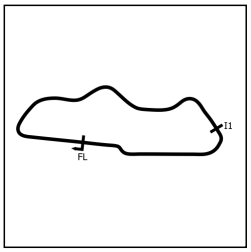

SECTOR 1 = FL to I1, SECTOR 2 = I1 to FL, DIFF = Difference To Personal Best Lap, P = Crossed Finish Line in Pit Lane, D = Time Disallowed

P26 11 Malcolm BATE Suzuki GSXR750F - Hartjay

IDEAL LAP TIME : 1:21.352 BEST LAP TIME : 1:21.352 DIFFERENCE : 0.000

LAP	SECTOR 1	SECTOR 2	LAP TIME	MPH	DIFF	TIME OF DAY
1 -		29.823	1:32.109	77.34	10.757	14:54:58.715
2 -	53.700	29.244	1:22.944	85.89	1.592	14:56:21.659
3 -	***53.066***	***28.286***	***1:21.352 (1)***	***87.57***		***14:57:43.011***
4 -	53.355	29.552	1:22.907	85.93	1.555	14:59:05.918
5 -	53.210	30.551	1:23.761	85.05	2.409	15:00:29.679
6 -	53.584	29.037	1:22.621 (3)	86.23	1.269	15:01:52.300
7 -	53.191	29.197	1:22.388 (2)	86.47	1.036	15:03:14.688

P27 74 SUP Daniel BLACK Suzukis SV650 - DAD

IDEAL LAP TIME : 1:22.164 BEST LAP TIME : 1:22.164 DIFFERENCE : 0.000

LAP	SECTOR 1	SECTOR 2	LAP TIME	MPH	DIFF	TIME OF DAY
1 -		29.961	1:32.011	77.43	9.847	14:54:58.617
2 -	54.209	29.066	1:23.275	85.55	1.111	14:56:21.892
3 -	54.399	29.188	1:23.587	85.23	1.423	14:57:45.479
4 -	53.540	28.951	1:22.491 (3)	86.36	0.327	14:59:07.970
5 -	53.737	29.257	1:22.994	85.84	0.830	15:00:30.964
6 -	53.493	28.989	1:22.482 (2)	86.37	0.318	15:01:53.446
7 -	***53.319***	***28.845***	***1:22.164 (1)***	***86.71***		***15:03:15.610***

P28 89 R Daryl SKINNS Suzuki GSXR 750 - Indoor Climate Systems UK LTD

IDEAL LAP TIME : 1:21.307 BEST LAP TIME : 1:21.832 DIFFERENCE : 0.525

LAP	SECTOR 1	SECTOR 2	LAP TIME	MPH	DIFF	TIME OF DAY
1 -		30.119	1:34.417	75.45	12.585	14:55:01.023
2 -	54.427	29.159	1:23.586	85.23	1.754	14:56:24.609
3 -	54.113	28.877	1:22.990	85.84	1.158	14:57:47.599
4 -	53.859	***28.426***	1:22.285 (3)	86.58	0.453	14:59:09.884
5 -	54.188	28.766	1:22.954	85.88	1.122	15:00:32.838
6 -	53.356	28.476	***1:21.832 (1)***	***87.06***		***15:01:54.670***
7 -	***52.881***	29.221	1:22.102 (2)	86.77	0.270	15:03:16.772

P29 61 R James KING Suzuki SV650 - King and Drury construction

IDEAL LAP TIME : 1:22.202 BEST LAP TIME : 1:22.302 DIFFERENCE : 0.100

LAP	SECTOR 1	SECTOR 2	LAP TIME	MPH	DIFF	TIME OF DAY
1 -		29.039	1:30.236	78.95	7.934	14:54:56.842
2 -	53.895	30.717	1:24.612	84.20	2.310	14:56:21.454
3 -	54.348	***28.748***	1:23.096 (3)	85.73	0.794	14:57:44.550
4 -	***53.454***	28.848	***1:22.302 (1)***	***86.56***		***14:59:06.852***
5 -	53.739	29.212	1:22.951 (2)	85.88	0.649	15:00:29.803
6 -	53.946	29.372	1:23.318	85.51	1.016	15:01:53.121
7 -	54.261	29.669	1:23.930	84.88	1.628	15:03:17.051

P30 53 SUP Iryna NADIEIEVA Yamaha YZF R7 -

IDEAL LAP TIME : 1:21.085 BEST LAP TIME : 1:21.673 DIFFERENCE : 0.588

LAP	SECTOR 1	SECTOR 2	LAP TIME	MPH	DIFF	TIME OF DAY
1 -		30.301	1:35.052	74.95	13.379	14:55:01.658
2 -	54.091	29.478	1:23.569	85.25	1.896	14:56:25.227
3 -	53.931	29.104	1:23.035	85.80	1.362	14:57:48.262
4 -	53.516	28.916	1:22.432 (3)	86.43	0.759	14:59:10.694
5 -	53.575	29.173	1:22.748	86.10	1.075	15:00:33.442
6 -	53.426	***28.606***	1:22.032 (2)	86.85	0.359	15:01:55.474
7 -	***52.479***	29.194	***1:21.673 (1)***	***87.23***		***15:03:17.147***

BMCRC - MRO Championships 2024 - Rnd 4 @ Donington National

BMCRC Thunderbike Sport & BMCRC Supertwins

RACE 7 - SECTOR ANALYSIS

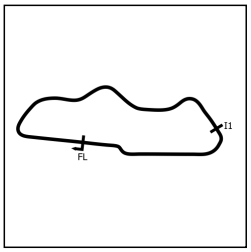

SECTOR 1 = FL to I1, SECTOR 2 = I1 to FL, DIFF = Difference To Personal Best Lap, P = Crossed Finish Line in Pit Lane, D = Time Disallowed

P31 143 SUP Ralph WILDING Suzuki SV650 - wife

IDEAL LAP TIME : 1:22.228 BEST LAP TIME : 1:22.346 DIFFERENCE : 0.118

LAP	SECTOR 1	SECTOR 2	LAP TIME	MPH	DIFF	TIME OF DAY
1 -		29.372	1:32.811	76.76	10.465	14:54:59.417
2 -	53.959	30.087	1:24.046	84.77	1.700	14:56:23.463
3 -	54.089	29.221	1:23.310	85.51	0.964	14:57:46.773
4 -	53.534	***28.812***	***1:22.346*** **(1)**	***86.52***		***14:59:09.119***
5 -	53.866	29.284	1:23.150 **(3)**	85.68	0.804	15:00:32.269
6 -	54.576	29.827	1:24.403	84.41	2.057	15:01:56.672
7 -	***53.416***	29.269	1:22.685 **(2)**	86.16	0.339	15:03:19.357

P32 128 SUP Louisa BENNIE Yamaha 700 -

IDEAL LAP TIME : 1:22.861 BEST LAP TIME : 1:22.930 DIFFERENCE : 0.069

LAP	SECTOR 1	SECTOR 2	LAP TIME	MPH	DIFF	TIME OF DAY
1 -		29.632	1:33.685	76.04	10.755	14:55:00.291
2 -	54.717	29.413	1:24.130	84.68	1.200	14:56:24.421
3 -	54.772	29.611	1:24.383	84.43	1.453	14:57:48.804
4 -	53.691	***29.239***	***1:22.930*** **(1)**	***85.91***		***14:59:11.734***
5 -	54.179	29.632	1:23.811	85.00	0.881	15:00:35.545
6 -	53.900	29.521	1:23.421 **(3)**	85.40	0.491	15:01:58.966
7 -	***53.622***	29.549	1:23.171 **(2)**	85.66	0.241	15:03:22.137

P33 14 R George DAVIES Suzuki SV650 - little T's Childcare , JClay Fitness

IDEAL LAP TIME : 1:23.005 BEST LAP TIME : 1:23.189 DIFFERENCE : 0.184

LAP	SECTOR 1	SECTOR 2	LAP TIME	MPH	DIFF	TIME OF DAY
1 -		30.054	1:33.094	76.53	9.905	14:54:59.700
2 -	55.549	30.255	1:25.804	83.03	2.615	14:56:25.504
3 -	54.669	***29.201***	1:23.870	84.94	0.681	14:57:49.374
4 -	54.325	29.412	1:23.737 **(3)**	85.08	0.548	14:59:13.111
5 -	54.804	29.394	1:24.198	84.61	1.009	15:00:37.309
6 -	***53.804***	29.458	1:23.262 **(2)**	85.56	0.073	15:02:00.571
7 -	53.855	29.334	***1:23.189*** **(1)**	***85.64***		***15:03:23.760***

P34 75 R Tom SVENSEN Suzuki SV650 - Team TSR - HCL Carsales - RG racing

IDEAL LAP TIME : 1:24.221 BEST LAP TIME : 1:24.392 DIFFERENCE : 0.171

LAP	SECTOR 1	SECTOR 2	LAP TIME	MPH	DIFF	TIME OF DAY
1 -		30.175	1:33.953	75.83	9.561	14:55:00.559
2 -	56.158	29.240	1:25.398	83.42	1.006	14:56:25.957
3 -	55.441	29.670	1:25.111	83.71	0.719	14:57:51.068
4 -	55.186	***29.206***	***1:24.392*** **(1)**	***84.42***		***14:59:15.460***
5 -	55.303	29.329	1:24.632 **(3)**	84.18	0.240	15:00:40.092
6 -	***55.015***	29.528	1:24.543 **(2)**	84.27	0.151	15:02:04.635
7 -	55.127	29.852	1:24.979	83.84	0.587	15:03:29.614

P35 55 R Magnus MANSON-CHUBB KAWASAKI ZXR400L -

IDEAL LAP TIME : 1:23.336 BEST LAP TIME : 1:23.679 DIFFERENCE : 0.343

LAP	SECTOR 1	SECTOR 2	LAP TIME	MPH	DIFF	TIME OF DAY
1 -		30.146	1:35.284	74.77	11.605	14:55:01.890
2 -	55.235	29.362	1:24.597	84.21	0.918	14:56:26.487
3 -	55.216	29.628	1:24.844	83.97	1.165	14:57:51.331
4 -	55.140	***29.292***	1:24.432	84.38	0.753	14:59:15.763
5 -	54.502	29.449	1:23.951 **(2)**	84.86	0.272	15:00:39.714
6 -	54.204	29.475	***1:23.679*** **(1)**	***85.14***		***15:02:03.393***
7 -	***54.044***	29.921	1:23.965 **(3)**	84.85	0.286	15:03:27.358

BMCRC - MRO Championships 2024 - Rnd 4 @ Donington National

BMCRC Thunderbike Sport & BMCRC Supertwins

RACE 7 - SECTOR ANALYSIS

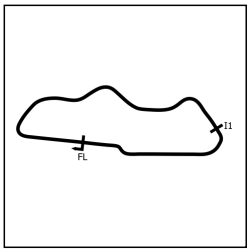

SECTOR 1 = FL to I1, SECTOR 2 = I1 to FL, DIFF = Difference To Personal Best Lap, P = Crossed Finish Line in Pit Lane, D = Time Disallowed

P36 689 David TREVEIL Yamaha YZF-R6 -

IDEAL LAP TIME : 1:26.059 BEST LAP TIME : 1:26.059 DIFFERENCE : 0.000

LAP	SECTOR 1	SECTOR 2	LAP TIME		MPH	DIFF	TIME OF DAY
1 -		30.964	1:37.846		72.81	11.787	14:55:04.452
2 -	57.766	30.676	1:28.442		80.55	2.383	14:56:32.894
3 -	56.747	30.578	1:27.325		81.58	1.266	14:58:00.219
4 -	56.709	30.054	1:26.763	(3)	82.11	0.704	14:59:26.982
5 -	56.457	30.191	1:26.648	(2)	82.22	0.589	15:00:53.630
6 -	***56.295***	***29.764***	***1:26.059***	**(1)**	***82.78***		***15:02:19.689***

P37 114 Richard BATE Suzuki GSXR750 - TEAM PSR

IDEAL LAP TIME : 1:26.805 BEST LAP TIME : 1:27.213 DIFFERENCE : 0.408

LAP	SECTOR 1	SECTOR 2	LAP TIME		MPH	DIFF	TIME OF DAY
1 -		30.945	1:37.204		73.29	9.991	14:55:03.810
2 -	58.086	***30.167***	1:28.253		80.72	1.040	14:56:32.063
3 -	57.031	30.739	1:27.770	(3)	81.17	0.557	14:57:59.833
4 -	57.887	30.287	1:28.174		80.80	0.961	14:59:28.007
5 -	57.181	30.381	1:27.562	(2)	81.36	0.349	15:00:55.569
6 -	***56.638***	30.575	***1:27.213***	**(1)**	***81.69***		***15:02:22.782***

P38 21 SUP Toby FINNIS Suzuki SV650R - Crawfords/ Tey Farm Systems/ Harlow Ag

IDEAL LAP TIME : 1:19.537 BEST LAP TIME : 1:19.861 DIFFERENCE : 0.324

LAP	SECTOR 1	SECTOR 2	LAP TIME		MPH	DIFF	TIME OF DAY
1 -		28.529	1:26.246		82.60	6.385	14:54:52.852
2 -	51.676	28.185	***1:19.861***	**(1)**	***89.21***		***14:56:12.713***
3 -	52.038	***28.151***	1:20.189		88.84	0.328	14:57:32.902
4 -	***51.386***	28.501	1:19.887	(2)	89.18	0.026	14:58:52.789
5 -	51.788	28.235	1:20.023	(3)	89.03	0.162	15:00:12.812

P39 27 SUP Ben BROWN Yamaha R7 - Hunts Motorcycles

IDEAL LAP TIME : 1:17.654 BEST LAP TIME : 1:17.705 DIFFERENCE : 0.051

LAP	SECTOR 1	SECTOR 2	LAP TIME		MPH	DIFF	TIME OF DAY
1 -		***27.233***	1:23.503		85.32	5.798	14:54:50.109
2 -	51.002	27.629	1:18.631	(3)	90.60	0.926	14:56:08.740
3 -	50.895	27.297	1:18.192	(2)	91.11	0.487	14:57:26.932
4 -	***50.421***	27.284	***1:17.705***	**(1)**	***91.68***		***14:58:44.637***

P40 125 Haydon SMITH Kawasaki ZXR400 - Shelf & Rail Co.

IDEAL LAP TIME : 1:21.597 BEST LAP TIME : DIFFERENCE :

LAP	SECTOR 1	SECTOR 2	LAP TIME		MPH	DIFF	TIME OF DAY
1 -		***28.640***	1:30.395		78.81		14:54:57.001
2 -	***52.957***	IN PIT	1:28.938	**P**	80.10		14:56:25.939

BMCRC - MRO Championships 2024 - Rnd 4 @ Donington National

BMCRC Thunderbike Sport & BMCRC Supertwins

RACE 7 - BEST SECTORS

SECTOR 1

POS	NO	NAME	TIME
1	79	O'MARA	47.962
2	9	WETHERELL	48.075
3	444	BUTLER	48.723
4	69	RUSSO	49.176
5	33	BISWELL	49.177
6	77	WHITE	49.221
7	54	JAMISON	49.240
8	19	BASTABLE	49.303
9	15	MERCER	49.351
10	25	DAY	49.844
11	3	ARBON	49.913
12	81	MAY	49.981
13	7	TAYLOR	50.015
14	48	WALLIS	50.148
15	132	FIRTH	50.166
16	27	BROWN	50.421
17	100	HOWTON	50.496
18	173	RATCLIFF	50.926
19	51	BEESLEY	51.178
20	293	SMITH	51.345
21	21	FINNIS	51.386
22	115	SVENSEN	51.624
23	557	WILTON	51.998
24	111	DONKERSLEY	52.208
25	53	NADIEIEVA	52.479
26	402	FARR	52.841
27	89	SKINNS	52.881
28	125	SMITH	52.957
29	11	BATE	53.066
30	90	WOLFF	53.224
31	137	MCPHERSON	53.224
32	74	BLACK	53.319
33	143	WILDING	53.416
34	61	KING	53.454
35	128	BENNIE	53.622
36	14	DAVIES	53.804
37	55	MANSON-CHUBB	54.044
38	75	SVENSEN	55.015
39	689	TREVEIL	56.295
40	114	BATE	56.638

SECTOR 2

NO	NAME	TIME
9	WETHERELL	26.041
444	BUTLER	26.157
79	O'MARA	26.220
15	MERCER	26.454
33	BISWELL	26.544
77	WHITE	26.548
54	JAMISON	26.689
7	TAYLOR	26.802
69	RUSSO	26.819
25	DAY	26.839
19	BASTABLE	26.875
100	HOWTON	27.140
48	WALLIS	27.145
27	BROWN	27.233
3	ARBON	27.319
132	FIRTH	27.402
81	MAY	27.414
173	RATCLIFF	27.526
557	WILTON	27.621
293	SMITH	27.632
51	BEESLEY	27.658
402	FARR	27.756
21	FINNIS	28.151
115	SVENSEN	28.231
11	BATE	28.286
137	MCPHERSON	28.306
89	SKINNS	28.426
53	NADIEIEVA	28.606
111	DONKERSLEY	28.640
125	SMITH	28.640
90	WOLFF	28.679
61	KING	28.748
143	WILDING	28.812
74	BLACK	28.845
14	DAVIES	29.201
75	SVENSEN	29.206
128	BENNIE	29.239
55	MANSON-CHUBB	29.292
689	TREVEIL	29.764
114	BATE	30.167

IDEAL / BEST COMPARISON

			IDEAL	BEST	DIFF
		PERFECT LAP	1:14.003		
1	9	WETHERELL	1:14.116	1:14.339	0.223
2	79	O'MARA	1:14.182	1:14.222	0.040
3	444	BUTLER	1:14.880	1:15.023	0.143
4	33	BISWELL	1:15.721	1:15.890	0.169
5	77	WHITE	1:15.769	1:15.900	0.131
6	15	MERCER	1:15.805	1:15.805	0.000
7	54	JAMISON	1:15.929	1:15.929	0.000
8	69	RUSSO	1:15.995	1:16.095	0.100
9	19	BASTABLE	1:16.178	1:16.181	0.003
10	25	DAY	1:16.683	1:16.717	0.034
11	7	TAYLOR	1:16.817	1:17.099	0.282
12	3	ARBON	1:17.232	1:17.232	0.000
13	48	WALLIS	1:17.293	1:17.392	0.099
14	81	MAY	1:17.395	1:17.899	0.504
15	132	FIRTH	1:17.568	1:17.603	0.035
16	100	HOWTON	1:17.636	1:17.832	0.196
17	27	BROWN	1:17.654	1:17.705	0.051
18	173	RATCLIFF	1:18.452	1:18.668	0.216
19	51	BEESLEY	1:18.836	1:18.920	0.084
20	293	SMITH	1:18.977	1:18.977	0.000
21	21	FINNIS	1:19.537	1:19.861	0.324
22	557	WILTON	1:19.619	1:19.619	0.000
23	115	SVENSEN	1:19.855	1:20.087	0.232
24	402	FARR	1:20.597	1:20.597	0.000
25	111	DONKERSLEY	1:20.848	1:20.894	0.046
26	53	NADIEIEVA	1:21.085	1:21.673	0.588
27	89	SKINNS	1:21.307	1:21.832	0.525
28	11	BATE	1:21.352	1:21.352	0.000
29	137	MCPHERSON	1:21.530	1:21.530	0.000
30	125	SMITH	1:21.597		
31	90	WOLFF	1:21.903	1:22.081	0.178
32	74	BLACK	1:22.164	1:22.164	0.000
33	61	KING	1:22.202	1:22.302	0.100
34	143	WILDING	1:22.228	1:22.346	0.118
35	128	BENNIE	1:22.861	1:22.930	0.069
36	14	DAVIES	1:23.005	1:23.189	0.184
37	55	MANSON-CHUBB	1:23.336	1:23.679	0.343
38	75	SVENSEN	1:24.221	1:24.392	0.171
39	689	TREVEIL	1:26.059	1:26.059	0.000
40	114	BATE	1:26.805	1:27.213	0.408

Weather / Track : Cloudy / Dry

Donington Park National: 1.9790 miles
Date: 01/06/2024 Start: 14:53 Finish: 15:02

Results can be found at www.tsl-timing.com

Printed - 15:06 Saturday, 01 June 2024

BMCRC - MRO Championships 2024 - Rnd 4 @ Donington National

BMCRC Thunderbike Sport & BMCRC Supertwins

RACE 7 - STATISTICS

Competitors Started	40
Planned Start	2024-06-01 @ 14:00:00.000
Actual Start	2024-06-01 @ 14:53:26.605
Finish Time	2024-06-01 @ 15:02:12.533
Track Length	1.9790mi.
Total Laps	268
Total Distance Covered	530.3900mi.

Session Fastest Lap History

NO	CL	NAME	LAP TIME	TIME OF DAY	LAP	VEHICLE
9		**Matt WETHERELL**	**1:14.910**	14:55:59.528	2	Suzuki GSXR 600
79	SUP	**James O'MARA**	**1:14.222**	14:57:14.178	3	BMW F900R

Session Leader History

NO	CL	NAME	FROM LAP	LAPS LED	DISTANCE	VEHICLE
79	SUP	**James O'MARA**	1	1	1.94 miles	BMW F900R
9		**Matt WETHERELL**	2	1	1.97 miles	Suzuki GSXR 600
79	SUP	**James O'MARA**	3	5	9.89 miles	BMW F900R

Flag History

TYPE	TIME OF DAY
GREEN	14:53:26.605
FINISH	15:02:12.533

Flag Statistics

TYPE	COUNT	TOTAL LAPS	TOTAL TIME
Green	1	7	10:21.154
Red	0	0	0.000
Safety Car	0	0	0.000
FCY	0	0	0.000

Weather / Track : Cloudy / Dry

Donington Park National: 1.9790 miles
Date: 01/06/2024 Start: 14:53 Finish: 15:02

BMCRC - MRO Championships 2024 - Rnd 4 @ Donington National

BMCRC Thunderbike Sport & BMCRC Supertwins

RACE 7 - STATISTICS

CLASS : 18 Starters

Fastest Lap History

NO	NAME	LAP TIME	TIME OF DAY	LAP	VEHICLE
9	**Matt WETHERELL**	**1:14.910**	14:55:59.528	2	Suzuki GSXR 600
9	**Matt WETHERELL**	**1:14.750**	14:58:29.473	4	Suzuki GSXR 600
9	**Matt WETHERELL**	**1:14.423**	14:59:43.920	5	Suzuki GSXR 600
9	**Matt WETHERELL**	**1:14.339**	15:00:58.262	6	Suzuki GSXR 600

Leader History

NO	NAME	FROM LAP	LAPS LED	DISTANCE	VEHICLE
9	**Matt WETHERELL**	1	7	13.81 miles	Suzuki GSXR 600

BMCRC - MRO Championships 2024 - Rnd 4 @ Donington National

BMCRC Thunderbike Sport & BMCRC Supertwins

RACE 7 - STATISTICS

CLASS : R

8 Starters

Fastest Lap History

NO	NAME	LAP TIME	TIME OF DAY	LAP	VEHICLE
7	**Darren TAYLOR**	**1:17.803**	14:56:07.741	2	Kawasaki ZX6R
7	**Darren TAYLOR**	**1:17.542**	14:57:25.285	3	Kawasaki ZX6R
7	**Darren TAYLOR**	**1:17.460**	14:58:42.745	4	Kawasaki ZX6R
7	**Darren TAYLOR**	**1:17.099**	14:59:59.843	5	Kawasaki ZX6R

Leader History

NO	NAME	FROM LAP	LAPS LED	DISTANCE	VEHICLE
7	**Darren TAYLOR**	1	7	13.81 miles	Kawasaki ZX6R

Weather / Track : Cloudy / Dry

Donington Park National: 1.9790 miles
Date: 01/06/2024 Start: 14:53 Finish: 15:02

BMCRC - MRO Championships 2024 - Rnd 4 @ Donington National

BMCRC Thunderbike Sport & BMCRC Supertwins

RACE 7 - STATISTICS

CLASS : SUP

14 Starters

Fastest Lap History

NO	NAME	LAP TIME	TIME OF DAY	LAP	VEHICLE
79	**James O'MARA**	**1:15.441**	14:55:59.955	2	BMW F900R
79	**James O'MARA**	**1:14.222**	14:57:14.178	3	BMW F900R

Leader History

NO	NAME	FROM LAP	LAPS LED	DISTANCE	VEHICLE
79	**James O'MARA**	1	7	13.81 miles	BMW F900R

Weather / Track : Cloudy / Dry

Donington Park National: 1.9790 miles
Date: 01/06/2024 Start: 14:53 Finish: 15:02

BMCRC - MRO Championships 2024 - Rnd 4 @ Donington National

BMCRC Thunderbike Sport & BMCRC Supertwins

RACE 18 - GRID (7 Laps)

ROW 15						43	888	Brandon WRIGHT
ROW 14	42	12	Craig MAKIN	41	5	Logan STONE	40	125 Haydon SMITH
ROW 13	39	114	1:27.213 Richard BATE	38	689	1:26.059 David TREVEIL	37	75 1:24.392 Tom SVENSEN
ROW 12	36	55	1:23.679 Magnus MANSON-CHUBB	35	14	1:23.189 George DAVIES	34	128 1:22.930 Louisa BENNIE
ROW 11	33	143	1:22.346 Ralph WILDING	32	61	1:22.302 James KING	31	74 1:22.164 Daniel BLACK
ROW 10	30	90	1:22.081 Jack WOLFF	29	89	1:21.832 Daryl SKINNS	28	53 1:21.673 Iryna NADIEIEVA
ROW 9	27	137	1:21.530 Colin MCPHERSON	26	11	1:21.352 Malcolm BATE	25	111 1:20.894 Jake DONKERSLEY
ROW 8	24	402	1:20.597 Kaine FARR	23	115	1:20.087 James SVENSEN	22	21 1:19.861 Toby FINNIS
ROW 7	21	557	1:19.619 John WILTON	20	293	1:18.977 Leigh SMITH	19	51 1:18.920 Paul BEESLEY
ROW 6	18	173	1:18.668 Dean RATCLIFF	17	81	1:17.899 Malvern MAY	16	100 1:17.832 Craig HOWTON
ROW 5	15	27	1:17.705 Ben BROWN	14	132	1:17.603 Andrew FIRTH	13	48 1:17.392 Shaun WALLIS
ROW 4	12	3	1:17.232 Oliver ARBON	11	7	1:17.099 Darren TAYLOR	10	25 1:16.717 Harrison DAY
ROW 3	9	19	1:16.181 Simon BASTABLE	8	69	1:16.095 Tony RUSSO	7	54 1:15.929 Adam JAMISON
ROW 2	6	77	1:15.900 Joe WHITE	5	33	1:15.890 Mark BISWELL	4	15 1:15.805 Daniel MERCER
ROW 1	3	444	1:15.023 Vincent BUTLER	2	9	1:14.339 Matt WETHERELL	1	79 1:14.222 James O'MARA

Pole

These results are provisional until the conclusion of any judicial and technical matters.

Donington Park National: 1.9790 miles

Clerk Of Course:	Stewards:	Timekeeper: Craig Smith	

Results can be found at www.tsl-timing.com

Printed - 15:08 Saturday, 01 June 2024

BMCRC - MRO Championships 2024 - Rnd 4 @ Donington National

BMCRC Thunderbike Sport & BMCRC Supertwins

RACE 18 - CLASSIFICATION

Race Distance: 6 Laps / 11.87 miles

POS	NO	CL	PIC	NAME	ENTRY	LAPS	TIME	GAP	DIFF	MPH	BEST	ON	GRD	↑↓
1	**9**		1	Matt WETHERELL	Suzuki GSXR 600 - Lamonde Racing	**6**	7:32.692			94.12	**1:14.523**	6	2	1
2	**79**	SUP	1	James O'MARA	BMW F900R -	**6**	7:32.846	**0.154**	0.154	94.09	**1:14.815**	6	1	-1
3	**19**	SUP	2	Simon BASTABLE	BMW F900R - WSCperformance.co.uk	**6**	7:42.337	**9.645**	9.491	92.16	**1:15.569**	2	9	6
4	**33**		2	Mark BISWELL	Yamaha FZR600R - Bizzle Bikesport	**6**	7:43.337	**10.645**	1.000	91.96	**1:16.604**	2	5	1
5	**69**		3	Tony RUSSO	Yamaha R6 - Wymark Lubricants	**6**	7:43.582	**10.890**	0.245	91.91	**1:15.995**	6	8	3
6	**15**		4	Daniel MERCER	Yamaha R6 - Merc&Co Racing, Apex2Apex promotions, Ele	**6**	7:44.345	**11.653**	0.763	91.76	**1:16.485**	2	4	-2
7	**77**		5	Joe WHITE	Suzuki GSXR 600 MAIN - The Race Shack /Just In Graphics	**6**	7:44.470	**11.778**	0.125	91.74	**1:16.241**	5	6	-1
8	**25**		6	Harrison DAY	Yamaha R6 -	**6**	7:52.612	**19.920**	8.142	90.16	**1:17.002**	3	10	2
9	**7**	R	1	Darren TAYLOR	Kawasaki ZX6R - Watton Auto Centre	**6**	7:52.778	**20.086**	0.166	90.12	**1:17.553**	2	11	2
10	**3**	SUP	3	Oliver ARBON	Suzuki SV650 - TT Plumbing & Heating	**6**	7:54.222	**21.530**	1.444	89.85	**1:17.396**	5	12	2
11	**48**		7	Shaun WALLIS	Yamaha R6 - MBC Despatch Racing	**6**	7:54.481	**21.789**	0.259	89.80	**1:17.304**	6	13	2
12	**27**	SUP	4	Ben BROWN	Yamaha R7 - Hunts Motorcycles	**6**	7:54.577	**21.885**	0.096	89.78	**1:17.138**	6	15	3
13	**81**	SUP	5	Malvern MAY	Aprilia RS660 - IMP racing	**6**	7:55.736	**23.044**	1.159	89.56	**1:17.451**	6	17	4
14	**132**	SUP	6	Andrew FIRTH	BMW F900R - LTRmotorcycles.co.uk / RST / HEL	**6**	7:56.251	**23.559**	0.515	89.47	**1:17.612**	6	14	0
15	**100**	SUP	7	Craig HOWTON	Kawasaki ER6N - ME	**6**	7:58.912	**26.220**	2.661	88.97	**1:18.158**	5	16	1
16	**173**	SUP	8	Dean RATCLIFF	Aprillia RS660 -	**6**	8:06.421	**33.729**	7.509	87.60	**1:18.569**	6	18	2
17	**557**	R	2	John WILTON	Yamaha R6 - Repetition Roasters	**6**	8:08.168	**35.476**	1.747	87.28	**1:19.760**	6	21	4
18	**293**		8	Leigh SMITH	Suzuki SV650 - Smiths Mechanical Support Ltd, Lamonde A	**6**	8:08.629	**35.937**	0.461	87.20	**1:19.734**	3	20	2
19	**51**		9	Paul BEESLEY	Yamaha R6 -	**6**	8:08.942	**36.250**	0.313	87.15	**1:19.286**	5	19	0
20	**111**		10	Jake DONKERSLEY	Honda VFR400 NC30 -	**6**	8:09.618	**36.926**	0.676	87.02	**1:19.574**	6	25	5
21	**115**	SUP	9	James SVENSEN	Suzuki SV650S - Team TSR - HCL - RG Racing	**6**	8:09.628	**36.936**	0.010	87.02	**1:20.071**	6	23	2
22	**125**		11	Haydon SMITH	Kawasaki ZXR400 - Shelf & Rail Co.	**6**	8:10.369	**37.677**	0.741	86.89	**1:19.553**	6	40	18
23	**402**	R	3	Kaine FARR	Suzuki GSXR - The Elms B&B Snetterton	**6**	8:15.536	**42.844**	5.167	85.99	**1:20.785**	6	24	1
24	**53**	SUP	10	Iryna NADIEIEVA	Yamaha YZF R7 -	**6**	8:24.784	**52.092**	9.248	84.41	**1:21.722**	6	28	4
25	**61**	R	4	James KING	Suzuki SV650 - King and Drury construction	**6**	8:26.209	**53.517**	1.425	84.17	**1:21.998**	6	32	7
26	**137**		12	Colin MCPHERSON	Yamaha R6 -	**6**	8:27.267	**54.575**	1.058	84.00	**1:21.931**	6	27	1
27	**128**	SUP	11	Louisa BENNIE	Yamaha 700 -	**6**	8:29.929	**57.237**	2.662	83.56	**1:23.249**	3	34	7
28	**74**	SUP	12	Daniel BLACK	Suzukis SV650 - DAD	**6**	8:30.070	**57.378**	0.141	83.54	**1:22.673**	3	31	3
29	**143**	SUP	13	Ralph WILDING	Suzuki SV650 - wife	**6**	8:30.901	**58.209**	0.831	83.40	**1:22.517**	5	33	4
30	**75**	R	5	Tom SVENSEN	Suzuki SV650 - Team TSR - HCL Carsales - RG racing	**6**	8:35.473	**1:02.781**	4.572	82.66	**1:23.843**	5	37	7
31	**89**	R	6	Daryl SKINNS	Suzuki GSXR 750 - Indoor Climate Systems UK LTD	**6**	8:39.515	**1:06.823**	4.042	82.02	**1:24.265**	4	29	-2
32	**14**	R	7	George DAVIES	Suzuki SV650 - little T's Childcare , JClay Fitness	**6**	8:40.773	**1:08.081**	1.258	81.82	**1:24.685**	3	35	3
33	**689**		13	David TREVEIL	Yamaha YZF-R6 -	**6**	8:43.178	**1:10.486**	2.405	81.44	**1:24.500**	5	38	5
34	**55**	R	8	Magnus MANSON-CHUBB	KAWASAKI ZXR400L -	**6**	9:00.222	**1:27.530**	17.044	78.87	**1:23.966**	5	36	2

NOT CLASSIFIED

DNF	**54**			Adam JAMISON	Yamaha R6 - Team AJR	**3**	3:56.563	**3 Laps**	3 Laps	89.77	**1:17.129**	2	7	
DNF	**90**			Jack WOLFF	Yamaha R6 -	**3**	4:12.684	**3 Laps**	16.121	84.04	**1:21.848**	2	30	

FASTEST LAP

9		Matt WETHERELL	Suzuki GSXR 600 - Lamonde Racing	**6**	1:14.523	95.60 mph	153.85 kph
79	SUP	James O'MARA	BMW F900R -	**6**	1:14.815	95.23 mph	153.25 kph
7	R	Darren TAYLOR	Kawasaki ZX6R - Watton Auto Centre	**2**	1:17.553	91.86 mph	147.84 kph

Comments:
Class - 92.5% of Race Speed = 87.06 mph
Class SUP - 92.5% of Race Speed = 87.03 mph
Class R - 92.5% of Race Speed = 83.36 mph

Weather / Track : Bright / Dry
These results are provisional until the conclusion of any judicial and technical matters.

Date: 01/06/2024 Start: 18:42 Finish: 18:50
Donington Park National: 1.9790 miles

Clerk Of Course:	Stewards:	Timekeeper: Craig Smith	

Results can be found at www.tsl-timing.com

Printed - 18:53 Saturday, 01 June 2024

BMCRC - MRO Championships 2024 - Rnd 4 @ Donington National

BMCRC Thunderbike Sport & BMCRC Supertwins

RACE 18 - LAP CHART

LAP 1 @ 18:43:56.945

NO	BEHIND	LAP TIME
79		1:17.553
9	0.146	1:17.699
33	1.976	1:19.529
15	2.843	1:20.396
19	3.184	1:20.737
77	4.035	1:21.588
69	4.050	1:21.603
54	4.614	1:22.167
7	5.933	1:23.486
48	6.497	1:24.050
3	6.512	1:24.065
25	6.655	1:24.208
81	7.198	1:24.751
100	7.293	1:24.846
27	7.397	1:24.950
132	7.740	1:25.293
557	8.607	1:26.160
115	9.321	1:26.874
293	9.998	1:27.551
173	10.072	1:27.625
111	10.423	1:27.976
51	10.592	1:28.145
90	11.402	1:28.955
125	11.601	1:29.154
402	11.876	1:29.429
137	13.514	1:31.067
61	13.880	1:31.433
53	14.784	1:32.337
74	14.954	1:32.507
128	15.169	1:32.722
75	15.669	1:33.222
143	16.025	1:33.578
55	16.907	1:34.460
89	17.452	1:35.005
14	17.803	1:35.356
689	19.153	1:36.706

LAP 2 @ 18:45:12.302

NO	BEHIND	LAP TIME
9		1:15.211
79	0.092	1:15.449
33	3.223	1:16.604
19	3.396	1:15.569
15	3.971	1:16.485
69	5.213	1:16.520
77	5.282	1:16.604
54	6.386	1:17.129
7	8.129	1:17.553
48	9.199	1:18.059
25	9.370	1:18.072
3	9.899	1:18.744
27	10.188	1:18.148
81	10.365	1:18.524
100	10.579	1:18.643
132	11.214	1:18.831
557	13.551	1:20.301
173	13.845	1:19.130
115	14.477	1:20.513
293	15.274	1:20.633
111	15.760	1:20.694
51	15.967	1:20.732
125	17.460	1:21.216
90	17.893	1:21.848
402	18.387	1:21.868
61	21.864	1:23.341
128	23.098	1:23.286
53	23.216	1:23.789
137	24.036	1:25.879
74	24.357	1:24.760
75	25.017	1:24.705
143	25.591	1:24.923
89	27.048	1:24.953
55	27.462	1:25.912
14	27.567	1:25.121
689	29.710	1:25.914

LAP 3 @ 18:46:27.347

NO	BEHIND	LAP TIME
79		1:14.953
9	0.369	1:15.414
33	4.923	1:16.745
19	5.031	1:16.680
15	5.893	1:16.967
69	6.998	1:16.830
77	7.128	1:16.891
54	8.608	1:17.267
25	11.327	1:17.002
7	11.469	1:18.385
48	13.083	1:18.929
27	13.159	1:18.016
3	13.419	1:18.565
81	13.692	1:18.372
100	13.917	1:18.383
132	14.359	1:18.190
557	18.843	1:20.337
173	19.202	1:20.402
115	19.576	1:20.144
293	19.963	1:19.734
111	20.801	1:20.086
51	21.806	1:20.884
125	23.144	1:20.729
402	24.667	1:21.325
90	24.729	1:21.881
61	29.818	1:22.999
53	30.550	1:22.379
128	31.302	1:23.249
137	31.570	1:22.579
74	31.985	1:22.673
143	33.453	1:22.907
75	33.864	1:23.892
89	36.825	1:24.822
14	37.207	1:24.685
55	37.840	1:25.423
689	39.806	1:25.141

LAP 4 @ 18:47:42.424

NO	BEHIND	LAP TIME
79		1:15.077
9	0.175	1:14.883
19	6.405	1:16.451
33	6.823	1:16.977
15	7.574	1:16.758
69	8.094	1:16.173
77	8.856	1:16.805
25	13.780	1:17.530
7	14.173	1:17.781
3	16.053	1:17.711
48	16.383	1:18.377
81	17.089	1:18.474
27	17.217	1:19.135
132	17.713	1:18.431
100	19.209	1:20.369
557	24.139	1:20.373
173	24.516	1:20.391
293	25.249	1:20.363
115	25.468	1:20.969
51	26.881	1:20.152
111	27.182	1:21.458
125	28.216	1:20.149
402	30.757	1:21.167
53	38.220	1:22.747
61	38.541	1:23.800
128	39.487	1:23.262
137	40.188	1:23.695
74	40.417	1:23.509
143	41.098	1:22.722
75	43.026	1:24.239
89	46.013	1:24.265
55	47.786	1:25.023
14	47.790	1:25.660
689	49.791	1:25.062

LAP 5 @ 18:48:57.423

NO	BEHIND	LAP TIME
79		1:14.999
9	0.138	1:14.962
19	8.217	1:16.811
33	8.437	1:16.613
69	9.556	1:16.461
15	9.620	1:17.045
77	10.098	1:16.241
7	16.836	1:17.662
25	16.994	1:18.213
3	18.450	1:17.396
48	19.146	1:17.762
27	19.408	1:17.190
81	20.254	1:18.164
132	20.608	1:17.894
100	22.368	1:18.158
173	29.821	1:20.304
557	30.377	1:21.237
293	30.860	1:20.610
51	31.168	1:19.286
115	31.526	1:21.057
111	32.013	1:19.830
125	32.785	1:19.568
402	36.720	1:20.962
53	45.031	1:21.810
61	46.180	1:22.638
137	47.305	1:22.116
128	47.921	1:23.433
74	48.252	1:22.834
143	48.616	1:22.517
75	51.870	1:23.843
89	55.376	1:24.362
55	56.753	1:23.966
14	57.778	1:24.987
689	59.292	1:24.500

LAP 6 @ 18:50:12.084

NO	BEHIND	LAP TIME
9		1:14.523
79	0.154	1:14.815
19	9.645	1:16.089
33	10.645	1:16.869
69	10.890	1:15.995
15	11.653	1:16.694
77	11.778	1:16.341
25	19.920	1:17.587
7	20.086	1:17.911
3	21.530	1:17.741
48	21.789	1:17.304
27	21.885	1:17.138
81	23.044	1:17.451
132	23.559	1:17.612
100	26.220	1:18.513
173	33.729	1:18.569
557	35.476	1:19.760
293	35.937	1:19.738
51	36.250	1:19.743
111	36.926	1:19.574
115	36.936	1:20.071
125	37.677	1:19.553
402	42.844	1:20.785
53	52.092	1:21.722
61	53.517	1:21.998
137	54.575	1:21.931
128	57.237	1:23.977
74	57.378	1:23.787
143	58.209	1:24.254
75	1:02.781	1:25.572
89	1:06.823	1:26.108
14	1:08.081	1:24.964
689	1:10.486	1:25.855
55	1:27.530	1:45.438

Weather / Track : Bright / Dry

Donington Park National: 1.9790 miles
Date: 01/06/2024 Start: 18:42 Finish: 18:50

Results can be found at www.tsl-timing.com

Printed - 18:52 Saturday, 01 June 2024

BMCRC - MRO Championships 2024 - Rnd 4 @ Donington National

BMCRC Thunderbike Sport & BMCRC Supertwins

RACE 18 - POSITION CHART

No	Name	Lap Pos	1	2	3	4	5	6
79	O'MARA	1	79	9	79	79	79	9
9	WETHERELL	2	9	79	9	9	9	79
15	MERCER	3	33	33	33	19	19	19
33	BISWELL	4	15	19	19	33	33	33
77	WHITE	5	19	15	15	15	69	69
54	JAMISON	6	77	69	69	69	15	15
69	RUSSO	7	69	77	77	77	77	77
19	BASTABLE	8	54	54	54	25	7	25
25	DAY	9	7	7	25	7	25	7
7	TAYLOR	10	48	48	7	3	3	3
3	ARBON	11	3	25	48	48	48	48
48	WALLIS	12	25	3	27	81	27	27
132	FIRTH	13	81	27	3	27	81	81
27	BROWN	14	100	81	81	132	132	132
100	HOWTON	15	27	100	100	100	100	100
81	MAY	16	132	132	132	557	173	173
173	RATCLIFF	17	557	557	557	173	557	557
51	BEESLEY	18	115	173	173	293	293	293
293	SMITH	19	293	115	115	115	51	51
557	WILTON	20	173	293	293	51	115	111
115	SVENSEN	21	111	111	111	111	111	115
402	FARR	22	51	51	51	125	125	125
111	DONKERSLEY	23	90	125	125	402	402	402
137	MCPHERSON	24	125	90	402	53	53	53
53	NADIEIEVA	25	402	402	90	61	61	61
89	SKINNS	26	137	61	61	128	137	137
90	WOLFF	27	61	128	53	137	128	128
74	BLACK	28	53	53	128	74	74	74
61	KING	29	74	137	137	143	143	143
143	WILDING	30	128	74	74	75	75	75
128	BENNIE	31	75	75	143	89	89	89
14	DAVIES	32	143	143	75	55	55	14
55	MANSON-CHUBB	33	55	89	89	14	14	689
75	SVENSEN	34	89	55	14	689	689	55
689	TREVEIL	35	14	14	55			
125	SMITH	36	689	689	689			

Weather / Track : Bright / Dry

Donington Park National: 1.9790 miles
Date: 01/06/2024 Start: 18:42 Finish: 18:50

Results can be found at www.tsl-timing.com

Printed - 18:53 Saturday, 01 June 2024

BMCRC - MRO Championships 2024 - Rnd 4 @ Donington National

BMCRC Thunderbike Sport & BMCRC Supertwins

RACE 18 - SECTOR ANALYSIS

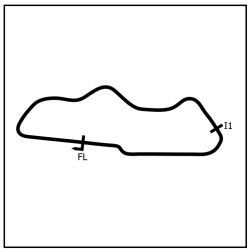

SECTOR 1 = FL to I1, SECTOR 2 = I1 to FL, DIFF = Difference To Personal Best Lap, P = Crossed Finish Line in Pit Lane, D = Time Disallowed

P1 9 Matt WETHERELL Suzuki GSXR 600 - Lamonde Racing

IDEAL LAP TIME : 1:14.523 BEST LAP TIME : 1:14.523 DIFFERENCE : 0.000

LAP	SECTOR 1	SECTOR 2	LAP TIME	MPH	DIFF	TIME OF DAY
1 -		26.177	1:17.699	91.69	3.176	18:43:57.091
2 -	48.847	26.364	1:15.211	94.72	0.688	18:45:12.302
3 -	49.150	26.264	1:15.414	94.47	0.891	18:46:27.716
4 -	48.702	26.181	1:14.883 **(2)**	95.14	0.360	18:47:42.599
5 -	48.715	26.247	1:14.962 **(3)**	95.04	0.439	18:48:57.561
6 -	***48.440***	***26.083***	***1:14.523*** **(1)**	***95.60***		***18:50:12.084***

P2 79 SUP James O'MARA BMW F900R -

IDEAL LAP TIME : 1:14.624 BEST LAP TIME : 1:14.815 DIFFERENCE : 0.191

LAP	SECTOR 1	SECTOR 2	LAP TIME	MPH	DIFF	TIME OF DAY
1 -		26.342	1:17.553	91.86	2.738	18:43:56.945
2 -	48.751	26.698	1:15.449	94.42	0.634	18:45:12.394
3 -	48.603	26.350	1:14.953 **(2)**	95.05	0.138	18:46:27.347
4 -	48.545	26.532	1:15.077	94.89	0.262	18:47:42.424
5 -	48.685	***26.314***	1:14.999 **(3)**	94.99	0.184	18:48:57.423
6 -	***48.310***	26.505	***1:14.815*** **(1)**	***95.23***		***18:50:12.238***

P3 19 SUP Simon BASTABLE BMW F900R - WSCperformance.co.uk

IDEAL LAP TIME : 1:15.569 BEST LAP TIME : 1:15.569 DIFFERENCE : 0.000

LAP	SECTOR 1	SECTOR 2	LAP TIME	MPH	DIFF	TIME OF DAY
1 -		26.714	1:20.737	88.24	5.168	18:44:00.129
2 -	***48.931***	***26.638***	***1:15.569*** **(1)**	***94.27***		***18:45:15.698***
3 -	49.816	26.864	1:16.680	92.91	1.111	18:46:32.378
4 -	49.705	26.746	1:16.451 **(3)**	93.19	0.882	18:47:48.829
5 -	50.006	26.805	1:16.811	92.75	1.242	18:49:05.640
6 -	49.280	26.809	1:16.089 **(2)**	93.63	0.520	18:50:21.729

P4 33 Mark BISWELL Yamaha FZR600R - Bizzle Bikesport

IDEAL LAP TIME : 1:16.092 BEST LAP TIME : 1:16.604 DIFFERENCE : 0.512

LAP	SECTOR 1	SECTOR 2	LAP TIME	MPH	DIFF	TIME OF DAY
1 -		***26.610***	1:19.529	89.58	2.925	18:43:58.921
2 -	49.551	27.053	***1:16.604*** **(1)**	***93.00***		***18:45:15.525***
3 -	49.728	27.017	1:16.745 **(3)**	92.83	0.141	18:46:32.270
4 -	49.920	27.057	1:16.977	92.55	0.373	18:47:49.247
5 -	49.817	26.796	1:16.613 **(2)**	92.99	0.009	18:49:05.860
6 -	***49.482***	27.387	1:16.869	92.68	0.265	18:50:22.729

P5 69 Tony RUSSO Yamaha R6 - Wymark Lubricants

IDEAL LAP TIME : 1:15.349 BEST LAP TIME : 1:15.995 DIFFERENCE : 0.646

LAP	SECTOR 1	SECTOR 2	LAP TIME	MPH	DIFF	TIME OF DAY
1 -		27.246	1:21.603	87.30	5.608	18:44:00.995
2 -	49.908	***26.612***	1:16.520	93.10	0.525	18:45:17.515
3 -	49.665	27.165	1:16.830	92.73	0.835	18:46:34.345
4 -	49.376	26.797	1:16.173 **(2)**	93.53	0.178	18:47:50.518
5 -	49.655	26.806	1:16.461 **(3)**	93.18	0.466	18:49:06.979
6 -	***48.737***	27.258	***1:15.995*** **(1)**	***93.75***		***18:50:22.974***

P6 15 Daniel MERCER Yamaha R6 - Merc&Co Racing, Apex2Apex promotions, Electric

IDEAL LAP TIME : 1:16.223 BEST LAP TIME : 1:16.485 DIFFERENCE : 0.262

LAP	SECTOR 1	SECTOR 2	LAP TIME	MPH	DIFF	TIME OF DAY
1 -		26.619	1:20.396	88.61	3.911	18:43:59.788
2 -	49.809	26.676	***1:16.485*** **(1)**	***93.15***		***18:45:16.273***
3 -	50.133	26.834	1:16.967	92.56	0.482	18:46:33.240
4 -	50.164	***26.594***	1:16.758 **(3)**	92.81	0.273	18:47:49.998
5 -	49.956	27.089	1:17.045	92.47	0.560	18:49:07.043
6 -	***49.629***	27.065	1:16.694 **(2)**	92.89	0.209	18:50:23.737

Weather / Track : Bright / Dry

Donington Park National: 1.9790 miles
Date: 01/06/2024 Start: 18:42 Finish: 18:50

BMCRC - MRO Championships 2024 - Rnd 4 @ Donington National

BMCRC Thunderbike Sport & BMCRC Supertwins

RACE 18 - SECTOR ANALYSIS

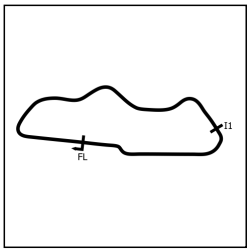

SECTOR 1 = FL to I1, SECTOR 2 = I1 to FL, DIFF = Difference To Personal Best Lap, P = Crossed Finish Line in Pit Lane, D = Time Disallowed

P7 77 Joe WHITE — Suzuki GSXR 600 MAIN - The Race Shack /Just In Graphics

IDEAL LAP TIME : 1:16.241 BEST LAP TIME : 1:16.241 DIFFERENCE : 0.000

LAP	SECTOR 1	SECTOR 2	LAP TIME	MPH	DIFF	TIME OF DAY
1 -		26.939	1:21.588	87.32	5.347	18:44:00.980
2 -	49.663	26.941	1:16.604 (3)	93.00	0.363	18:45:17.584
3 -	49.884	27.007	1:16.891	92.65	0.650	18:46:34.475
4 -	49.939	26.866	1:16.805	92.76	0.564	18:47:51.280
5 -	***49.469***	***26.772***	***1:16.241 (1)***	***93.44***		***18:49:07.521***
6 -	49.471	26.870	1:16.341 (2)	93.32	0.100	18:50:23.862

P8 25 Harrison DAY — Yamaha R6 -

IDEAL LAP TIME : 1:16.745 BEST LAP TIME : 1:17.002 DIFFERENCE : 0.257

LAP	SECTOR 1	SECTOR 2	LAP TIME	MPH	DIFF	TIME OF DAY
1 -		27.556	1:24.208	84.60	7.206	18:44:03.600
2 -	51.090	26.982	1:18.072	91.25	1.070	18:45:21.672
3 -	***49.824***	27.178	***1:17.002 (1)***	***92.52***		***18:46:38.674***
4 -	50.609	***26.921***	1:17.530 (2)	91.89	0.528	18:47:56.204
5 -	50.149	28.064	1:18.213	91.09	1.211	18:49:14.417
6 -	50.402	27.185	1:17.587 (3)	91.82	0.585	18:50:32.004

P9 7 R Darren TAYLOR — Kawasaki ZX6R - Watton Auto Centre

IDEAL LAP TIME : 1:16.918 BEST LAP TIME : 1:17.553 DIFFERENCE : 0.635

LAP	SECTOR 1	SECTOR 2	LAP TIME	MPH	DIFF	TIME OF DAY
1 -		27.476	1:23.486	85.33	5.933	18:44:02.878
2 -	50.436	27.117	***1:17.553 (1)***	***91.86***		***18:45:20.431***
3 -	50.817	27.568	1:18.385	90.89	0.832	18:46:38.816
4 -	51.014	***26.767***	1:17.781 (3)	91.59	0.228	18:47:56.597
5 -	***50.151***	27.511	1:17.662 (2)	91.73	0.109	18:49:14.259
6 -	50.348	27.563	1:17.911	91.44	0.358	18:50:32.170

P10 3 SUP Oliver ARBON — Suzuki SV650 - TT Plumbing & Heating

IDEAL LAP TIME : 1:17.396 BEST LAP TIME : 1:17.396 DIFFERENCE : 0.000

LAP	SECTOR 1	SECTOR 2	LAP TIME	MPH	DIFF	TIME OF DAY
1 -		28.619	1:24.065	84.75	6.669	18:44:03.457
2 -	51.028	27.716	1:18.744	90.47	1.348	18:45:22.201
3 -	50.695	27.870	1:18.565	90.68	1.169	18:46:40.766
4 -	50.314	27.397	1:17.711 (2)	91.68	0.315	18:47:58.477
5 -	***50.029***	***27.367***	***1:17.396 (1)***	***92.05***		***18:49:15.873***
6 -	50.122	27.619	1:17.741 (3)	91.64	0.345	18:50:33.614

P11 48 Shaun WALLIS — Yamaha R6 - MBC Despatch Racing

IDEAL LAP TIME : 1:17.245 BEST LAP TIME : 1:17.304 DIFFERENCE : 0.059

LAP	SECTOR 1	SECTOR 2	LAP TIME	MPH	DIFF	TIME OF DAY
1 -		27.674	1:24.050	84.76	6.746	18:44:03.442
2 -	50.715	27.344	1:18.059 (3)	91.27	0.755	18:45:21.501
3 -	51.139	27.790	1:18.929	90.26	1.625	18:46:40.430
4 -	51.233	27.144	1:18.377	90.90	1.073	18:47:58.807
5 -	50.623	***27.139***	1:17.762 (2)	91.62	0.458	18:49:16.569
6 -	***50.106***	27.198	***1:17.304 (1)***	***92.16***		***18:50:33.873***

P12 27 SUP Ben BROWN — Yamaha R7 - Hunts Motorcycles

IDEAL LAP TIME : 1:17.055 BEST LAP TIME : 1:17.138 DIFFERENCE : 0.083

LAP	SECTOR 1	SECTOR 2	LAP TIME	MPH	DIFF	TIME OF DAY
1 -		27.624	1:24.950	83.86	7.812	18:44:04.342
2 -	50.749	27.399	1:18.148	91.16	1.010	18:45:22.490
3 -	50.593	27.423	1:18.016 (3)	91.32	0.878	18:46:40.506
4 -	51.721	27.414	1:19.135	90.03	1.997	18:47:59.641
5 -	50.253	***26.937***	1:17.190 (2)	92.30	0.052	18:49:16.831
6 -	***50.118***	27.020	***1:17.138 (1)***	***92.36***		***18:50:33.969***

Weather / Track : Bright / Dry

Donington Park National: 1.9790 miles
Date: 01/06/2024 Start: 18:42 Finish: 18:50

BMCRC - MRO Championships 2024 - Rnd 4 @ Donington National

BMCRC Thunderbike Sport & BMCRC Supertwins

RACE 18 - SECTOR ANALYSIS

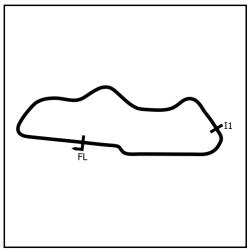

SECTOR 1 = FL to I1, SECTOR 2 = I1 to FL, DIFF = Difference To Personal Best Lap, P = Crossed Finish Line in Pit Lane, D = Time Disallowed

P13 81 SUP Malvern MAY — Aprilia RS660 - IMP racing

IDEAL LAP TIME : 1:17.172 BEST LAP TIME : 1:17.451 DIFFERENCE : 0.279

LAP	SECTOR 1	SECTOR 2	LAP TIME	MPH	DIFF	TIME OF DAY
1 -		27.720	1:24.751	84.06	7.300	18:44:04.143
2 -	50.689	27.835	1:18.524	90.73	1.073	18:45:22.667
3 -	50.479	27.893	1:18.372 (3)	90.90	0.921	18:46:41.039
4 -	50.874	***27.600***	1:18.474	90.78	1.023	18:47:59.513
5 -	50.081	28.083	1:18.164 (2)	91.14	0.713	18:49:17.677
6 -	***49.572***	27.879	***1:17.451 (1)***	***91.98***		***18:50:35.128***

P14 132 SUP Andrew FIRTH — BMW F900R - LTRmotorcycles.co.uk / RST / HEL

IDEAL LAP TIME : 1:17.560 BEST LAP TIME : 1:17.612 DIFFERENCE : 0.052

LAP	SECTOR 1	SECTOR 2	LAP TIME	MPH	DIFF	TIME OF DAY
1 -		27.566	1:25.293	83.53	7.681	18:44:04.685
2 -	51.350	27.481	1:18.831	90.37	1.219	18:45:23.516
3 -	50.841	***27.349***	1:18.190 (3)	91.11	0.578	18:46:41.706
4 -	50.913	27.518	1:18.431	90.83	0.819	18:48:00.137
5 -	50.502	27.392	1:17.894 (2)	91.46	0.282	18:49:18.031
6 -	***50.211***	27.401	***1:17.612 (1)***	***91.79***		***18:50:35.643***

P15 100 SUP Craig HOWTON — Kawasaki ER6N - ME

IDEAL LAP TIME : 1:17.958 BEST LAP TIME : 1:18.158 DIFFERENCE : 0.200

LAP	SECTOR 1	SECTOR 2	LAP TIME	MPH	DIFF	TIME OF DAY
1 -		27.958	1:24.846	83.97	6.688	18:44:04.238
2 -	51.020	***27.623***	1:18.643	90.59	0.485	18:45:22.881
3 -	50.604	27.779	1:18.383 (2)	90.89	0.225	18:46:41.264
4 -	50.900	29.469	1:20.369	88.64	2.211	18:48:01.633
5 -	***50.335***	27.823	***1:18.158 (1)***	***91.15***		***18:49:19.791***
6 -	50.437	28.076	1:18.513 (3)	90.74	0.355	18:50:38.304

P16 173 SUP Dean RATCLIFF — Aprillia RS660 -

IDEAL LAP TIME : 1:18.569 BEST LAP TIME : 1:18.569 DIFFERENCE : 0.000

LAP	SECTOR 1	SECTOR 2	LAP TIME	MPH	DIFF	TIME OF DAY
1 -		28.394	1:27.625	81.30	9.056	18:44:07.017
2 -	51.401	27.729	1:19.130 (2)	90.03	0.561	18:45:26.147
3 -	52.139	28.263	1:20.402	88.61	1.833	18:46:46.549
4 -	52.377	28.014	1:20.391	88.62	1.822	18:48:06.940
5 -	52.715	27.589	1:20.304 (3)	88.72	1.735	18:49:27.244
6 -	***51.089***	***27.480***	***1:18.569 (1)***	***90.68***		***18:50:45.813***

P17 557 R John WILTON — Yamaha R6 - Repetition Roasters

IDEAL LAP TIME : 1:19.755 BEST LAP TIME : 1:19.760 DIFFERENCE : 0.005

LAP	SECTOR 1	SECTOR 2	LAP TIME	MPH	DIFF	TIME OF DAY
1 -		***27.688***	1:26.160	82.69	6.400	18:44:05.552
2 -	52.535	27.766	1:20.301 (2)	88.72	0.541	18:45:25.853
3 -	52.201	28.136	1:20.337 (3)	88.68	0.577	18:46:46.190
4 -	52.511	27.862	1:20.373	88.64	0.613	18:48:06.563
5 -	52.808	28.429	1:21.237	87.70	1.477	18:49:27.800
6 -	***52.067***	27.693	***1:19.760 (1)***	***89.32***		***18:50:47.560***

P18 293 Leigh SMITH — Suzuki SV650 - Smiths Mechanical Support Ltd, Lamonde Autor

IDEAL LAP TIME : 1:19.501 BEST LAP TIME : 1:19.734 DIFFERENCE : 0.233

LAP	SECTOR 1	SECTOR 2	LAP TIME	MPH	DIFF	TIME OF DAY
1 -		28.440	1:27.551	81.37	7.817	18:44:06.943
2 -	52.433	28.200	1:20.633	88.35	0.899	18:45:27.576
3 -	***51.800***	27.934	***1:19.734 (1)***	***89.35***		***18:46:47.310***
4 -	52.127	28.236	1:20.363 (3)	88.65	0.629	18:48:07.673
5 -	52.486	28.124	1:20.610	88.38	0.876	18:49:28.283
6 -	52.037	***27.701***	1:19.738 (2)	89.35	0.004	18:50:48.021

Weather / Track : Bright / Dry

Donington Park National: 1.9790 miles
Date: 01/06/2024 Start: 18:42 Finish: 18:50

BMCRC - MRO Championships 2024 - Rnd 4 @ Donington National

BMCRC Thunderbike Sport & BMCRC Supertwins

RACE 18 - SECTOR ANALYSIS

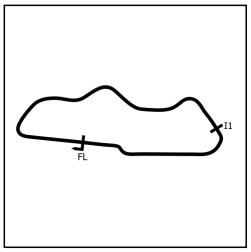

SECTOR 1 = FL to I1, SECTOR 2 = I1 to FL, DIFF = Difference To Personal Best Lap, P = Crossed Finish Line in Pit Lane, D = Time Disallowed

P19 51 Paul BEESLEY Yamaha R6 -

IDEAL LAP TIME : 1:19.022 BEST LAP TIME : 1:19.286 DIFFERENCE : 0.264

LAP	SECTOR 1	SECTOR 2	LAP TIME	MPH	DIFF	TIME OF DAY
1 -		28.315	1:28.145	80.82	8.859	18:44:07.537
2 -	52.577	28.155	1:20.732	88.25	1.446	18:45:28.269
3 -	52.640	28.244	1:20.884	88.08	1.598	18:46:49.153
4 -	51.959	28.193	1:20.152 (3)	88.88	0.866	18:48:09.305
5 -	***51.289***	27.997	***1:19.286 (1)***	***89.86***		***18:49:28.591***
6 -	52.010	***27.733***	1:19.743 (2)	89.34	0.457	18:50:48.334

P20 111 Jake DONKERSLEY Honda VFR400 NC30 -

IDEAL LAP TIME : 1:19.491 BEST LAP TIME : 1:19.574 DIFFERENCE : 0.083

LAP	SECTOR 1	SECTOR 2	LAP TIME	MPH	DIFF	TIME OF DAY
1 -		28.406	1:27.976	80.98	8.402	18:44:07.368
2 -	52.349	28.345	1:20.694	88.29	1.120	18:45:28.062
3 -	51.914	28.172	1:20.086 (3)	88.96	0.512	18:46:48.148
4 -	52.344	29.114	1:21.458	87.46	1.884	18:48:09.606
5 -	51.816	***28.014***	1:19.830 (2)	89.24	0.256	18:49:29.436
6 -	***51.477***	28.097	***1:19.574 (1)***	***89.53***		***18:50:49.010***

P21 115 SUP James SVENSEN Suzuki SV650S - Team TSR - HCL - RG Racing

IDEAL LAP TIME : 1:19.772 BEST LAP TIME : 1:20.071 DIFFERENCE : 0.299

LAP	SECTOR 1	SECTOR 2	LAP TIME	MPH	DIFF	TIME OF DAY
1 -		28.043	1:26.874	82.01	6.803	18:44:06.266
2 -	52.315	28.198	1:20.513 (3)	88.49	0.442	18:45:26.779
3 -	***51.899***	28.245	1:20.144 (2)	88.89	0.073	18:46:46.923
4 -	52.355	28.614	1:20.969	87.99	0.898	18:48:07.892
5 -	52.467	28.590	1:21.057	87.89	0.986	18:49:28.949
6 -	52.198	***27.873***	***1:20.071 (1)***	***88.97***		***18:50:49.020***

P22 125 Haydon SMITH Kawasaki ZXR400 - Shelf & Rail Co.

IDEAL LAP TIME : 1:19.191 BEST LAP TIME : 1:19.553 DIFFERENCE : 0.362

LAP	SECTOR 1	SECTOR 2	LAP TIME	MPH	DIFF	TIME OF DAY
1 -		29.120	1:29.154	79.91	9.601	18:44:08.546
2 -	52.591	28.625	1:21.216	87.72	1.663	18:45:29.762
3 -	52.185	28.544	1:20.729	88.25	1.176	18:46:50.491
4 -	51.891	28.258	1:20.149 (3)	88.89	0.596	18:48:10.640
5 -	51.594	***27.974***	1:19.568 (2)	89.54	0.015	18:49:30.208
6 -	***51.217***	28.336	***1:19.553 (1)***	***89.55***		***18:50:49.761***

P23 402 R Kaine FARR Suzuki GSXR - The Elms B&B Snetterton

IDEAL LAP TIME : 1:20.150 BEST LAP TIME : 1:20.785 DIFFERENCE : 0.635

LAP	SECTOR 1	SECTOR 2	LAP TIME	MPH	DIFF	TIME OF DAY
1 -		28.787	1:29.429	79.66	8.644	18:44:08.821
2 -	53.689	28.179	1:21.868	87.02	1.083	18:45:30.689
3 -	53.269	28.056	1:21.325	87.60	0.540	18:46:52.014
4 -	***52.758***	28.409	1:21.167 (3)	87.77	0.382	18:48:13.181
5 -	53.149	27.813	1:20.962 (2)	87.99	0.177	18:49:34.143
6 -	53.393	***27.392***	***1:20.785 (1)***	***88.19***		***18:50:54.928***

P24 53 SUP Iryna NADIEIEVA Yamaha YZF R7 -

IDEAL LAP TIME : 1:21.527 BEST LAP TIME : 1:21.722 DIFFERENCE : 0.195

LAP	SECTOR 1	SECTOR 2	LAP TIME	MPH	DIFF	TIME OF DAY
1 -		29.998	1:32.337	77.15	10.615	18:44:11.729
2 -	54.593	29.196	1:23.789	85.03	2.067	18:45:35.518
3 -	53.330	29.049	1:22.379 (3)	86.48	0.657	18:46:57.897
4 -	53.262	29.485	1:22.747	86.10	1.025	18:48:20.644
5 -	52.914	***28.896***	1:21.810 (2)	87.08	0.088	18:49:42.454
6 -	***52.631***	29.091	***1:21.722 (1)***	***87.18***		***18:51:04.176***

Weather / Track : Bright / Dry

Donington Park National: 1.9790 miles
Date: 01/06/2024 Start: 18:42 Finish: 18:50

BMCRC - MRO Championships 2024 - Rnd 4 @ Donington National

BMCRC Thunderbike Sport & BMCRC Supertwins

RACE 18 - SECTOR ANALYSIS

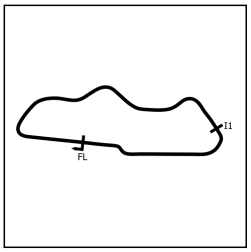

SECTOR 1 = FL to I1, SECTOR 2 = I1 to FL, DIFF = Difference To Personal Best Lap, P = Crossed Finish Line in Pit Lane, D = Time Disallowed

P25 61 R James KING — Suzuki SV650 - King and Drury construction

IDEAL LAP TIME : 1:21.808 BEST LAP TIME : 1:21.998 DIFFERENCE : 0.190

LAP	SECTOR 1	SECTOR 2	LAP TIME	MPH	DIFF	TIME OF DAY
1 -		29.720	1:31.433	77.92	9.435	18:44:10.825
2 -	54.502	28.839	1:23.341	85.48	1.343	18:45:34.166
3 -	54.455	***28.544***	1:22.999 **(3)**	85.84	1.001	18:46:57.165
4 -	54.123	29.677	1:23.800	85.01	1.802	18:48:20.965
5 -	53.577	29.061	1:22.638 **(2)**	86.21	0.640	18:49:43.603
6 -	***53.264***	28.734	***1:21.998*** **(1)**	***86.88***		***18:51:05.601***

P26 137 Colin MCPHERSON — Yamaha R6 -

IDEAL LAP TIME : 1:21.718 BEST LAP TIME : 1:21.931 DIFFERENCE : 0.213

LAP	SECTOR 1	SECTOR 2	LAP TIME	MPH	DIFF	TIME OF DAY
1 -		29.253	1:31.067	78.23	9.136	18:44:10.459
2 -	55.881	29.998	1:25.879	82.96	3.948	18:45:36.338
3 -	53.881	28.698	1:22.579 **(3)**	86.27	0.648	18:46:58.917
4 -	54.698	28.997	1:23.695	85.12	1.764	18:48:22.612
5 -	53.662	***28.454***	1:22.116 **(2)**	86.76	0.185	18:49:44.728
6 -	***53.264***	28.667	***1:21.931*** **(1)**	***86.95***		***18:51:06.659***

P27 128 SUP Louisa BENNIE — Yamaha 700 -

IDEAL LAP TIME : 1:23.018 BEST LAP TIME : 1:23.249 DIFFERENCE : 0.231

LAP	SECTOR 1	SECTOR 2	LAP TIME	MPH	DIFF	TIME OF DAY
1 -		30.068	1:32.722	76.83	9.473	18:44:12.114
2 -	***53.836***	29.450	1:23.286 **(3)**	85.54	0.037	18:45:35.400
3 -	54.006	29.243	***1:23.249*** **(1)**	***85.58***		***18:46:58.649***
4 -	54.080	***29.182***	1:23.262 **(2)**	85.56	0.013	18:48:21.911
5 -	53.917	29.516	1:23.433	85.39	0.184	18:49:45.344
6 -	54.113	29.864	1:23.977	84.84	0.728	18:51:09.321

P28 74 SUP Daniel BLACK — Suzukis SV650 - DAD

IDEAL LAP TIME : 1:22.247 BEST LAP TIME : 1:22.673 DIFFERENCE : 0.426

LAP	SECTOR 1	SECTOR 2	LAP TIME	MPH	DIFF	TIME OF DAY
1 -		30.280	1:32.507	77.01	9.834	18:44:11.899
2 -	55.529	29.231	1:24.760	84.05	2.087	18:45:36.659
3 -	53.793	***28.880***	***1:22.673*** **(1)**	***86.17***		***18:46:59.332***
4 -	53.883	29.626	1:23.509 **(3)**	85.31	0.836	18:48:22.841
5 -	53.827	29.007	1:22.834 **(2)**	86.01	0.161	18:49:45.675
6 -	***53.367***	30.420	1:23.787	85.03	1.114	18:51:09.462

P29 143 SUP Ralph WILDING — Suzuki SV650 - wife

IDEAL LAP TIME : 1:22.016 BEST LAP TIME : 1:22.517 DIFFERENCE : 0.501

LAP	SECTOR 1	SECTOR 2	LAP TIME	MPH	DIFF	TIME OF DAY
1 -		29.423	1:33.578	76.13	11.061	18:44:12.970
2 -	55.573	29.350	1:24.923	83.89	2.406	18:45:37.893
3 -	54.360	***28.547***	1:22.907 **(3)**	85.93	0.390	18:47:00.800
4 -	53.708	29.014	1:22.722 **(2)**	86.12	0.205	18:48:23.522
5 -	***53.469***	29.048	***1:22.517*** **(1)**	***86.34***		***18:49:46.039***
6 -	53.953	30.301	1:24.254	84.56	1.737	18:51:10.293

P30 75 R Tom SVENSEN — Suzuki SV650 - Team TSR - HCL Carsales - RG racing

IDEAL LAP TIME : 1:23.638 BEST LAP TIME : 1:23.843 DIFFERENCE : 0.205

LAP	SECTOR 1	SECTOR 2	LAP TIME	MPH	DIFF	TIME OF DAY
1 -		29.428	1:33.222	76.42	9.379	18:44:12.614
2 -	55.703	***29.002***	1:24.705	84.11	0.862	18:45:37.319
3 -	54.731	29.161	1:23.892 **(2)**	84.92	0.049	18:47:01.211
4 -	54.847	29.392	1:24.239 **(3)**	84.57	0.396	18:48:25.450
5 -	***54.636***	29.207	***1:23.843*** **(1)**	***84.97***		***18:49:49.293***
6 -	54.693	30.879	1:25.572	83.25	1.729	18:51:14.865

Weather / Track : Bright / Dry

Donington Park National: 1.9790 miles
Date: 01/06/2024 Start: 18:42 Finish: 18:50

BMCRC - MRO Championships 2024 - Rnd 4 @ Donington National

BMCRC Thunderbike Sport & BMCRC Supertwins

RACE 18 - SECTOR ANALYSIS

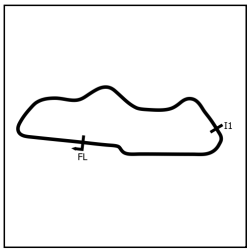

SECTOR 1 = FL to I1, SECTOR 2 = I1 to FL, DIFF = Difference To Personal Best Lap, P = Crossed Finish Line in Pit Lane, D = Time Disallowed

P31 89 R Daryl SKINNS — Suzuki GSXR 750 - Indoor Climate Systems UK LTD

IDEAL LAP TIME : 1:24.072 BEST LAP TIME : 1:24.265 DIFFERENCE : 0.193

LAP	SECTOR 1	SECTOR 2	LAP TIME	MPH	DIFF	TIME OF DAY
1 -		30.706	1:35.005	74.99	10.740	18:44:14.397
2 -	55.284	29.669	1:24.953	83.86	0.688	18:45:39.350
3 -	***55.076***	29.746	1:24.822 **(3)**	83.99	0.557	18:47:04.172
4 -	55.269	***28.996***	***1:24.265*** **(1)**	***84.55***		***18:48:28.437***
5 -	55.118	29.244	1:24.362 **(2)**	84.45	0.097	18:49:52.799
6 -	55.671	30.437	1:26.108	82.74	1.843	18:51:18.907

P32 14 R George DAVIES — Suzuki SV650 - little T's Childcare , JClay Fitness

IDEAL LAP TIME : 1:24.463 BEST LAP TIME : 1:24.685 DIFFERENCE : 0.222

LAP	SECTOR 1	SECTOR 2	LAP TIME	MPH	DIFF	TIME OF DAY
1 -		30.631	1:35.356	74.71	10.671	18:44:14.748
2 -	55.383	29.738	1:25.121	83.70	0.436	18:45:39.869
3 -	***55.077***	29.608	***1:24.685*** **(1)**	***84.13***		***18:47:04.554***
4 -	55.198	30.462	1:25.660	83.17	0.975	18:48:30.214
5 -	55.315	29.672	1:24.987 **(3)**	83.83	0.302	18:49:55.201
6 -	55.578	***29.386***	1:24.964 **(2)**	83.85	0.279	18:51:20.165

P33 689 David TREVEIL — Yamaha YZF-R6 -

IDEAL LAP TIME : 1:24.500 BEST LAP TIME : 1:24.500 DIFFERENCE : 0.000

LAP	SECTOR 1	SECTOR 2	LAP TIME	MPH	DIFF	TIME OF DAY
1 -		30.804	1:36.706	73.67	12.206	18:44:16.098
2 -	56.082	29.832	1:25.914	82.92	1.414	18:45:42.012
3 -	55.193	29.948	1:25.141 **(3)**	83.68	0.641	18:47:07.153
4 -	55.385	29.677	1:25.062 **(2)**	83.75	0.562	18:48:32.215
5 -	***54.958***	***29.542***	***1:24.500*** **(1)**	***84.31***		***18:49:56.715***
6 -	56.233	29.622	1:25.855	82.98	1.355	18:51:22.570

P34 55 R Magnus MANSON-CHUBB — KAWASAKI ZXR400L -

IDEAL LAP TIME : 1:23.966 BEST LAP TIME : 1:23.966 DIFFERENCE : 0.000

LAP	SECTOR 1	SECTOR 2	LAP TIME	MPH	DIFF	TIME OF DAY
1 -		30.173	1:34.460	75.42	10.494	18:44:13.852
2 -	55.580	30.332	1:25.912	82.92	1.946	18:45:39.764
3 -	55.641	29.782	1:25.423 **(3)**	83.40	1.457	18:47:05.187
4 -	54.952	30.071	1:25.023 **(2)**	83.79	1.057	18:48:30.210
5 -	***54.423***	***29.543***	***1:23.966*** **(1)**	***84.85***		***18:49:54.176***
6 -	1:01.591	43.847	1:45.438	67.57	21.472	18:51:39.614

P35 54 Adam JAMISON — Yamaha R6 - Team AJR

IDEAL LAP TIME : 1:16.997 BEST LAP TIME : 1:17.129 DIFFERENCE : 0.132

LAP	SECTOR 1	SECTOR 2	LAP TIME	MPH	DIFF	TIME OF DAY
1 -		***27.159***	1:22.167	86.70	5.038	18:44:01.559
2 -	***49.838***	27.291	***1:17.129*** **(1)**	***92.37***		***18:45:18.688***
3 -	50.022	27.245	1:17.267 **(2)**	92.20	0.138	18:46:35.955

P36 90 Jack WOLFF — Yamaha R6 -

IDEAL LAP TIME : 1:21.649 BEST LAP TIME : 1:21.848 DIFFERENCE : 0.199

LAP	SECTOR 1	SECTOR 2	LAP TIME	MPH	DIFF	TIME OF DAY
1 -		28.697	1:28.955	80.09	7.107	18:44:08.347
2 -	53.391	***28.457***	***1:21.848*** **(1)**	***87.04***		***18:45:30.195***
3 -	***53.192***	28.689	1:21.881 **(2)**	87.01	0.033	18:46:52.076

BMCRC - MRO Championships 2024 - Rnd 4 @ Donington National

BMCRC Thunderbike Sport & BMCRC Supertwins

RACE 18 - BEST SECTORS

SECTOR 1				SECTOR 2			IDEAL / BEST COMPARISON					
POS	NO	NAME	TIME	NO	NAME	TIME	POS	NO	NAME	IDEAL	BEST	DIFF
									PERFECT LAP	1:14.393		
1	79	O'MARA	48.310	9	WETHERELL	26.083	1	9	WETHERELL	1:14.523	1:14.523	0.000
2	9	WETHERELL	48.440	79	O'MARA	26.314	2	79	O'MARA	1:14.624	1:14.815	0.191
3	69	RUSSO	48.737	15	MERCER	26.594	3	69	RUSSO	1:15.349	1:15.995	0.646
4	19	BASTABLE	48.931	33	BISWELL	26.610	4	19	BASTABLE	1:15.569	1:15.569	0.000
5	77	WHITE	49.469	69	RUSSO	26.612	5	33	BISWELL	1:16.092	1:16.604	0.512
6	33	BISWELL	49.482	19	BASTABLE	26.638	6	15	MERCER	1:16.223	1:16.485	0.262
7	81	MAY	49.572	7	TAYLOR	26.767	7	77	WHITE	1:16.241	1:16.241	0.000
8	15	MERCER	49.629	77	WHITE	26.772	8	25	DAY	1:16.745	1:17.002	0.257
9	25	DAY	49.824	25	DAY	26.921	9	7	TAYLOR	1:16.918	1:17.553	0.635
10	54	JAMISON	49.838	27	BROWN	26.937	10	54	JAMISON	1:16.997	1:17.129	0.132
11	3	ARBON	50.029	48	WALLIS	27.139	11	27	BROWN	1:17.055	1:17.138	0.083
12	48	WALLIS	50.106	54	JAMISON	27.159	12	81	MAY	1:17.172	1:17.451	0.279
13	27	BROWN	50.118	132	FIRTH	27.349	13	48	WALLIS	1:17.245	1:17.304	0.059
14	7	TAYLOR	50.151	3	ARBON	27.367	14	3	ARBON	1:17.396	1:17.396	0.000
15	132	FIRTH	50.211	402	FARR	27.392	15	132	FIRTH	1:17.560	1:17.612	0.052
16	100	HOWTON	50.335	173	RATCLIFF	27.480	16	100	HOWTON	1:17.958	1:18.158	0.200
17	173	RATCLIFF	51.089	81	MAY	27.600	17	173	RATCLIFF	1:18.569	1:18.569	0.000
18	125	SMITH	51.217	100	HOWTON	27.623	18	51	BEESLEY	1:19.022	1:19.286	0.264
19	51	BEESLEY	51.289	557	WILTON	27.688	19	125	SMITH	1:19.191	1:19.553	0.362
20	111	DONKERSLEY	51.477	293	SMITH	27.701	20	111	DONKERSLEY	1:19.491	1:19.574	0.083
21	293	SMITH	51.800	51	BEESLEY	27.733	21	293	SMITH	1:19.501	1:19.734	0.233
22	115	SVENSEN	51.899	115	SVENSEN	27.873	22	557	WILTON	1:19.755	1:19.760	0.005
23	557	WILTON	52.067	125	SMITH	27.974	23	115	SVENSEN	1:19.772	1:20.071	0.299
24	53	NADIEIEVA	52.631	111	DONKERSLEY	28.014	24	402	FARR	1:20.150	1:20.785	0.635
25	402	FARR	52.758	137	MCPHERSON	28.454	25	53	NADIEIEVA	1:21.527	1:21.722	0.195
26	90	WOLFF	53.192	90	WOLFF	28.457	26	90	WOLFF	1:21.649	1:21.848	0.199
27	61	KING	53.264	61	KING	28.544	27	137	MCPHERSON	1:21.718	1:21.931	0.213
28	137	MCPHERSON	53.264	143	WILDING	28.547	28	61	KING	1:21.808	1:21.998	0.190
29	74	BLACK	53.367	74	BLACK	28.880	29	143	WILDING	1:22.016	1:22.517	0.501
30	143	WILDING	53.469	53	NADIEIEVA	28.896	30	74	BLACK	1:22.247	1:22.673	0.426
31	128	BENNIE	53.836	89	SKINNS	28.996	31	128	BENNIE	1:23.018	1:23.249	0.231
32	55	MANSON-CHUBB	54.423	75	SVENSEN	29.002	32	75	SVENSEN	1:23.638	1:23.843	0.205
33	75	SVENSEN	54.636	128	BENNIE	29.182	33	55	MANSON-CHUBB	1:23.966	1:23.966	0.000
34	689	TREVEIL	54.958	14	DAVIES	29.386	34	89	SKINNS	1:24.072	1:24.265	0.193
35	89	SKINNS	55.076	689	TREVEIL	29.542	35	14	DAVIES	1:24.463	1:24.685	0.222
36	14	DAVIES	55.077	55	MANSON-CHUBB	29.543	36	689	TREVEIL	1:24.500	1:24.500	0.000

Weather / Track : Bright / Dry

Donington Park National: 1.9790 miles
Date: 01/06/2024 Start: 18:42 Finish: 18:50

Results can be found at www.tsl-timing.com

Printed - 18:52 Saturday, 01 June 2024

BMCRC - MRO Championships 2024 - Rnd 4 @ Donington National

BMCRC Thunderbike Sport & BMCRC Supertwins

RACE 18 - STATISTICS

Competitors Started	36
Planned Start	2024-06-01 @ 17:45:00.000
Actual Start	2024-06-01 @ 18:42:39.391
Finish Time	2024-06-01 @ 18:50:12.083
Track Length	1.9790mi.
Total Laps	210
Total Distance Covered	415.6041mi.

Session Fastest Lap History

NO	CL	NAME	LAP TIME	TIME OF DAY	LAP	VEHICLE
9		**Matt WETHERELL**	**1:15.211**	18:45:12.313	2	Suzuki GSXR 600
79	SUP	**James O'MARA**	**1:14.953**	18:46:27.372	3	BMW F900R
9		**Matt WETHERELL**	**1:14.883**	18:47:42.611	4	Suzuki GSXR 600
9		**Matt WETHERELL**	**1:14.523**	18:50:12.096	6	Suzuki GSXR 600

Session Leader History

NO	CL	NAME	FROM LAP	LAPS LED	DISTANCE	VEHICLE
79	SUP	**James O'MARA**	1	1	1.94 miles	BMW F900R
9		**Matt WETHERELL**	2	1	1.97 miles	Suzuki GSXR 600
79	SUP	**James O'MARA**	3	3	5.93 miles	BMW F900R
9		**Matt WETHERELL**	6	1	1.97 miles	Suzuki GSXR 600

Flag History

TYPE	TIME OF DAY
GREEN	18:42:39.391
FINISH	18:50:12.083

Flag Statistics

TYPE	COUNT	TOTAL LAPS	TOTAL TIME
Green	1	6	9:12.864
Red	0	0	0.000
Safety Car	0	0	0.000
FCY	0	0	0.000

Weather / Track : Bright / Dry

Donington Park National: 1.9790 miles
Date: 01/06/2024 Start: 18:42 Finish: 18:50

BMCRC - MRO Championships 2024 - Rnd 4 @ Donington National

BMCRC Thunderbike Sport & BMCRC Supertwins

RACE 18 - STATISTICS

CLASS : 15 Starters

Fastest Lap History

NO	NAME	LAP TIME	TIME OF DAY	LAP	VEHICLE
9	**Matt WETHERELL**	**1:15.211**	18:45:12.313	2	Suzuki GSXR 600
9	**Matt WETHERELL**	**1:14.883**	18:47:42.611	4	Suzuki GSXR 600
9	**Matt WETHERELL**	**1:14.523**	18:50:12.096	6	Suzuki GSXR 600

Leader History

NO	NAME	FROM LAP	LAPS LED	DISTANCE	VEHICLE
9	**Matt WETHERELL**	1	6	11.83 miles	Suzuki GSXR 600

BMCRC - MRO Championships 2024 - Rnd 4 @ Donington National

BMCRC Thunderbike Sport & BMCRC Supertwins

RACE 18 - STATISTICS

CLASS : R

8 Starters

Fastest Lap History

NO	NAME	LAP TIME	TIME OF DAY	LAP	VEHICLE
7	**Darren TAYLOR**	**1:17.553**	18:45:20.460	2	Kawasaki ZX6R

Leader History

NO	NAME	FROM LAP	LAPS LED	DISTANCE	VEHICLE
7	**Darren TAYLOR**	1	6	11.83 miles	Kawasaki ZX6R

Weather / Track : Bright / Dry

Donington Park National: 1.9790 miles
Date: 01/06/2024 Start: 18:42 Finish: 18:50

BMCRC - MRO Championships 2024 - Rnd 4 @ Donington National

BMCRC Thunderbike Sport & BMCRC Supertwins

RACE 18 - STATISTICS

CLASS : SUP

13 Starters

Fastest Lap History

NO	NAME	LAP TIME	TIME OF DAY	LAP	VEHICLE
79	**James O'MARA**	**1:15.449**	18:45:12.420	2	BMW F900R
79	**James O'MARA**	**1:14.953**	18:46:27.372	3	BMW F900R
79	**James O'MARA**	**1:14.815**	18:50:12.264	6	BMW F900R

Leader History

NO	NAME	FROM LAP	LAPS LED	DISTANCE	VEHICLE
79	**James O'MARA**	1	6	11.83 miles	BMW F900R

BMCRC - MRO Championships 2024 - Rnd 4 @ Donington National

BMCRC Thunderbike Sport & BMCRC Supertwins

RACE 8 - GRID (10 Laps)

ROW 15						43	888	Brandon WRIGHT
ROW 14	42	12	Craig MAKIN	41	5	Logan STONE	40	114 Richard BATE
ROW 13	39	11	Malcolm BATE	38	21	Toby FINNIS	37	444 Vincent BUTLER
ROW 12	36	14	1:24.685 George DAVIES	35	689	1:24.500 David TREVEIL	34	89 1:24.265 Daryl SKINNS
ROW 11	33	55	1:23.966 Magnus MANSON-CHUBB	32	75	1:23.843 Tom SVENSEN	31	128 1:23.249 Louisa BENNIE
ROW 10	30	74	1:22.673 Daniel BLACK	29	143	1:22.517 Ralph WILDING	28	61 1:21.998 James KING
ROW 9	27	137	1:21.931 Colin MCPHERSON	26	90	1:21.848 Jack WOLFF	25	53 1:21.722 Iryna NADIEIEVA
ROW 8	24	402	1:20.785 Kaine FARR	23	115	1:20.071 James SVENSEN	22	557 1:19.760 John WILTON
ROW 7	21	293	1:19.734 Leigh SMITH	20	111	1:19.574 Jake DONKERSLEY	19	125 1:19.553 Haydon SMITH
ROW 6	18	51	1:19.286 Paul BEESLEY	17	173	1:18.569 Dean RATCLIFF	16	100 1:18.158 Craig HOWTON
ROW 5	15	132	1:17.612 Andrew FIRTH	14	7	1:17.553 Darren TAYLOR	13	81 1:17.451 Malvern MAY
ROW 4	12	3	1:17.396 Oliver ARBON	11	48	1:17.304 Shaun WALLIS	10	27 1:17.138 Ben BROWN
ROW 3	9	54	1:17.129 Adam JAMISON	8	25	1:17.002 Harrison DAY	7	33 1:16.604 Mark BISWELL
ROW 2	6	15	1:16.485 Daniel MERCER	5	77	1:16.241 Joe WHITE	4	69 1:15.995 Tony RUSSO
ROW 1	3	19	1:15.569 Simon BASTABLE	2	79	1:14.815 James O'MARA	1	9 1:14.523 Matt WETHERELL

Pole

These results are provisional until the conclusion of any judicial and technical matters.

Donington Park National: 1.9790 miles

Clerk Of Course:	Stewards:	Timekeeper: Craig Smith	

Results can be found at www.tsl-timing.com

Printed - 18:55 Saturday, 01 June 2024

BMCRC - MRO Championships 2024 - Rnd 4 @ Donington National

BMCRC Thunderbike Sport & BMCRC Supertwins

RACE 8 - CLASSIFICATION

Race Distance: 9 Laps / 17.81 miles

POS	NO	CL	PIC	NAME	ENTRY	LAPS	TIME	GAP	DIFF	MPH	BEST	ON	GRD	↑↓
1	79	SUP	1	James O'MARA	BMW F900R -	9	11:16.160			94.63	1:14.207	7	2	1
2	9		1	Matt WETHERELL	Suzuki GSXR 600 - Lamonde Racing	9	11:16.961	0.801	0.801	94.51	1:14.111	8	1	-1
3	69		2	Tony RUSSO	Yamaha R6 - Wymark Lubricants	9	11:26.242	10.082	9.281	93.24	1:15.455	3	4	1
4	77		3	Joe WHITE	Suzuki GSXR 600 MAIN - The Race Shack /Just In Graphics	9	11:26.377	10.217	0.135	93.22	1:15.293	2	5	1
5	19	SUP	2	Simon BASTABLE	BMW F900R - WSCperformance.co.uk	9	11:27.044	10.884	0.667	93.13	1:15.513	5	3	-2
6	444		4	Vincent BUTLER	Yamaha YZF R6 - Me	9	11:34.119	17.959	7.075	92.18	1:15.078	8	37	31
7	15		5	Daniel MERCER	Yamaha R6 - Merc&Co Racing, Apex2Apex promotions, Elec	9	11:36.309	20.149	2.190	91.89	1:16.066	8	6	-1
8	7	R	1	Darren TAYLOR	Kawasaki ZX6R - Watton Auto Centre	9	11:44.755	28.595	8.446	90.79	1:16.791	8	14	6
9	25		6	Harrison DAY	Yamaha R6 -	9	11:45.262	29.102	0.507	90.72	1:16.960	6	8	-1
10	48		7	Shaun WALLIS	Yamaha R6 - MBC Despatch Racing	9	11:47.311	31.151	2.049	90.46	1:16.343	9	11	1
11	81	SUP	3	Malvern MAY	Aprilia RS660 - IMP racing	9	11:49.907	33.747	2.596	90.13	1:17.539	2	13	2
12	3	SUP	4	Oliver ARBON	Suzuki SV650 - TT Plumbing & Heating	9	11:49.993	33.833	0.086	90.12	1:17.955	8	12	0
13	100	SUP	5	Craig HOWTON	Kawasaki ER6N - ME	9	11:59.187	43.027	9.194	88.96	1:18.674	9	16	3
14	557	R	2	John WILTON	Yamaha R6 - Repetition Roasters	9	11:59.471	43.311	0.284	88.93	1:17.958	5	22	8
15	132	SUP	6	Andrew FIRTH	BMW F900R - LTRmotorcycles.co.uk / RST / HEL	9	12:02.684	46.524	3.213	88.53	1:19.051	8	15	0
16	293		8	Leigh SMITH	Suzuki SV650 - Smiths Mechanical Support Ltd, Lamonde Au	9	12:10.124	53.964	7.440	87.63	1:19.739	6	21	5
17	51		9	Paul BEESLEY	Yamaha R6 -	9	12:12.088	55.928	1.964	87.40	1:19.489	6	18	1
18	21	SUP	7	Toby FINNIS	Suzuki SV650R - Crawfords/ Tey Farm Systems/ Harlow Ag	9	12:12.467	56.307	0.379	87.35	1:19.637	8	38	20
19	111		10	Jake DONKERSLEY	Honda VFR400 NC30 -	9	12:13.092	56.932	0.625	87.28	1:19.589	6	20	1
20	115	SUP	8	James SVENSEN	Suzuki SV650S - Team TSR - HCL - RG Racing	9	12:16.765	1:00.605	3.673	86.84	1:20.508	9	23	3
21	137		11	Colin MCPHERSON	Yamaha R6 -	9	12:21.090	1:04.930	4.325	86.33	1:20.331	6	27	6
22	53	SUP	9	Iryna NADIEIEVA	Yamaha YZF R7 -	9	12:21.597	1:05.437	0.507	86.28	1:20.035	9	25	3
23	74	SUP	10	Daniel BLACK	Suzukis SV650 - DAD	9	12:23.124	1:06.964	1.527	86.10	1:20.585	8	30	7
24	143	SUP	11	Ralph WILDING	Suzuki SV650 - wife	9	12:38.056	1:21.896	14.932	84.40	1:21.669	7	29	5
25	14	R	3	George DAVIES	Suzuki SV650 - little T's Childcare , JClay Fitness	9	12:38.958	1:22.798	0.902	84.30	1:21.695	6	36	11
26	128	SUP	12	Louisa BENNIE	Yamaha 700 -	8	11:17.834	1 Lap	1 Lap	83.88	1:22.576	8	31	5
27	75	R	4	Tom SVENSEN	Suzuki SV650 - Team TSR - HCL Carsales - RG racing	8	11:18.475	1 Lap	0.641	83.80	1:22.598	6	32	5
28	689		12	David TREVEIL	Yamaha YZF-R6 -	8	11:39.246	1 Lap	20.771	81.31	1:23.752	6	35	7

NOT CLASSIFIED

DNF	89	R		Daryl SKINNS	Suzuki GSXR 750 - Indoor Climate Systems UK LTD	8	11:13.648	1 Lap		84.40	1:21.768	8	34	
DNF	55	R		Magnus MANSON-CHUBB	KAWASAKI ZXR400L -	7	10:09.448	2 Laps	1 Lap	81.60	1:24.461	4	33	
DNF	33			Mark BISWELL	Yamaha FZR600R - Bizzle Bikesport	6	7:46.212	3 Laps	1 Lap	91.39	1:16.037	2	7	
DNF	54			Adam JAMISON	Yamaha R6 - Team AJR	4	5:14.147	5 Laps	2 Laps	90.28	1:17.057	2	9	
DNF	27	SUP		Ben BROWN	Yamaha R7 - Hunts Motorcycles	3	3:57.962	6 Laps	1 Lap	89.24	1:17.472	2	10	
DNF	402	R		Kaine FARR	Suzuki GSXR - The Elms B&B Snetterton	2	2:49.903	7 Laps	1 Lap	83.06	1:20.960	2	24	
DNF	125			Haydon SMITH	Kawasaki ZXR400 - Shelf & Rail Co.	0							19	

FASTEST LAP

9		Matt WETHERELL	Suzuki GSXR 600 - Lamonde Racing	8	1:14.111	96.13 mph	154.71 kph
79	SUP	James O'MARA	BMW F900R -	7	1:14.207	96.01 mph	154.51 kph
7	R	Darren TAYLOR	Kawasaki ZX6R - Watton Auto Centre	8	1:16.791	92.77 mph	149.31 kph

Comments:
Class SUP - 92.5% of Race Speed = 87.53 mph
Class - 92.5% of Race Speed = 87.42 mph
Class R - 92.5% of Race Speed = 83.98 mph

Weather / Track : Sunny / Dry
These results are provisional until the conclusion of any judicial and technical matters.

Date: 02/06/2024 Start: 12:19 Finish: 12:30
Donington Park National: 1.9790 miles

Clerk Of Course:	Stewards:	Timekeeper: Craig Smith	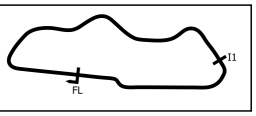

Results can be found at www.tsl-timing.com

Printed - 12:36 Sunday, 02 June 2024

BMCRC - MRO Championships 2024 - Rnd 4 @ Donington National

BMCRC Thunderbike Sport & BMCRC Supertwins

RACE 8 - LAP CHART

LAP 1 @ 12:20:37.984

NO	BEHIND	LAP TIME
79		1:18.083
9	0.081	1:18.164
77	1.091	1:19.174
19	1.320	1:19.403
69	2.520	1:20.603
33	3.058	1:21.141
54	3.709	1:21.792
15	4.198	1:22.281
27	4.721	1:22.804
3	4.973	1:23.056
25	5.116	1:23.199
7	5.575	1:23.658
444	6.636	1:24.719
81	6.872	1:24.955
48	7.398	1:25.481
100	8.354	1:26.437
132	9.147	1:27.230
115	9.337	1:27.420
557	9.683	1:27.766
293	9.765	1:27.848
111	10.641	1:28.724
402	10.860	1:28.943
74	11.466	1:29.549
51	12.180	1:30.263
21	12.638	1:30.721
53	13.178	1:31.261
137	13.259	1:31.342
75	14.346	1:32.429
55	14.582	1:32.665
128	14.823	1:32.906
89	15.282	1:33.365
143	15.549	1:33.632
14	15.945	1:34.028
689	29.405	1:47.488

LAP 2 @ 12:21:53.276

NO	BEHIND	LAP TIME
9		1:15.211
79	0.082	1:15.374
77	1.092	1:15.293
19	1.893	1:15.865
69	2.857	1:15.629
33	3.803	1:16.037
54	5.474	1:17.057
15	5.712	1:16.806
27	6.901	1:17.472
444	7.674	1:16.330
3	8.283	1:18.602
7	8.943	1:18.660
25	9.046	1:19.222
81	9.119	1:17.539
48	10.601	1:18.495
100	12.016	1:18.954
132	13.152	1:19.297
557	13.667	1:19.276
293	15.481	1:21.008
115	16.074	1:22.029
111	16.312	1:20.963
402	16.528	1:20.960
74	17.658	1:21.484
21	18.237	1:20.891
51	18.805	1:21.917
53	19.605	1:21.719
137	19.838	1:21.871
75	22.728	1:23.674
128	23.764	1:24.233
89	23.934	1:23.944
55	24.252	1:24.962
143	24.525	1:24.268
14	24.931	1:24.278
689	40.124	1:26.011

LAP 3 @ 12:23:08.476

NO	BEHIND	LAP TIME
79		1:15.118
9	0.455	1:15.655
77	1.896	1:16.004
19	2.324	1:15.631
69	3.112	1:15.455
33	5.427	1:16.824
54	7.425	1:17.151
15	7.560	1:17.048
444	8.637	1:16.163
27	9.387	1:17.686
7	11.176	1:17.433
3	11.214	1:18.131
25	11.324	1:17.478
81	12.785	1:18.866
48	13.404	1:18.003
100	15.573	1:18.757
132	17.245	1:19.293
557	17.577	1:19.110
293	21.064	1:20.783
115	22.073	1:21.199
111	22.527	1:21.415
21	23.916	1:20.879
51	24.408	1:20.803
74	24.969	1:22.511
53	25.988	1:21.583
137	26.621	1:21.983
89	32.280	1:23.546
75	33.008	1:25.480
128	33.446	1:24.882
14	33.616	1:23.885
143	33.799	1:24.474
55	34.160	1:25.108
689	50.153	1:25.229

LAP 4 @ 12:24:23.647

NO	BEHIND	LAP TIME
79		1:15.171
9	0.081	1:14.797
77	2.819	1:16.094
69	3.427	1:15.486
19	3.741	1:16.588
33	7.640	1:17.384
444	9.448	1:15.982
15	10.085	1:17.696
54	10.401	1:18.147
7	13.956	1:17.951
25	14.696	1:18.543
3	15.391	1:19.348
81	15.515	1:17.901
48	16.841	1:18.608
100	20.080	1:19.678
557	21.596	1:19.190
132	22.487	1:20.413
293	26.901	1:21.008
115	28.433	1:21.531
21	28.856	1:20.111
111	29.365	1:22.009
51	29.648	1:20.411
53	31.998	1:21.181
137	32.244	1:20.794
74	32.674	1:22.876
89	39.940	1:22.831
143	41.362	1:22.734
75	41.883	1:24.046
14	42.513	1:24.068
128	42.811	1:24.536
55	43.450	1:24.461
689	58.803	1:23.821

LAP 5 @ 12:25:38.221

NO	BEHIND	LAP TIME
79		1:14.574
9	0.084	1:14.577
77	4.091	1:15.846
69	4.378	1:15.525
19	4.680	1:15.513
33	10.401	1:17.335
444	11.109	1:16.235
15	11.987	1:16.476
7	17.359	1:17.977
25	17.873	1:17.751
3	18.960	1:18.143
81	19.194	1:18.253
48	19.657	1:17.390
100	24.455	1:18.949
557	24.980	1:17.958
132	27.021	1:19.108
293	32.264	1:19.937
21	33.937	1:19.655
115	34.641	1:20.782
51	34.979	1:19.905
111	35.446	1:20.655
137	39.304	1:21.634
53	39.621	1:22.197
74	40.176	1:22.076
89	48.226	1:22.860
143	49.363	1:22.575
14	50.298	1:22.359
75	51.004	1:23.695
128	51.610	1:23.373
55	54.800	1:25.924
689	1:08.252	1:24.023

LAP 6 @ 12:26:52.607

NO	BEHIND	LAP TIME
79		1:14.386
9	0.120	1:14.422
77	5.617	1:15.912
69	6.064	1:16.072
19	6.297	1:16.003
444	12.644	1:15.921
33	13.506	1:17.491
15	13.832	1:16.231
7	20.433	1:17.460
25	20.447	1:16.960
81	23.076	1:18.268
3	23.159	1:18.585
48	23.512	1:18.241
557	28.927	1:18.333
100	29.228	1:19.159
132	31.707	1:19.072
293	37.617	1:19.739
21	39.720	1:20.169
51	40.082	1:19.489
111	40.649	1:19.589
115	41.569	1:21.314
137	45.249	1:20.331
53	46.282	1:21.047
74	47.173	1:21.383
89	56.911	1:23.071
143	57.280	1:22.303
14	57.607	1:21.695
75	59.216	1:22.598
128	59.814	1:22.590
55	1:06.021	1:25.607

LAP 7 @ 12:28:06.814

NO	BEHIND	LAP TIME
79		1:14.207
9	0.942	1:15.029
689	1 Lap	1:23.752
77	7.131	1:15.721
69	7.457	1:15.600
19	7.812	1:15.722
444	14.118	1:15.681
15	15.703	1:16.078
7	23.208	1:16.982
25	23.672	1:17.432
3	26.911	1:17.959
81	26.999	1:18.130
48	27.150	1:17.845
557	33.802	1:19.082
100	34.482	1:19.461
132	37.020	1:19.520
293	43.440	1:20.030
51	45.626	1:19.751
21	46.157	1:20.644
111	46.751	1:20.309
115	48.223	1:20.861
137	52.260	1:21.218
53	53.932	1:21.857
74	54.279	1:21.313
143	1:04.742	1:21.669
89	1:04.967	1:22.263
14	1:05.427	1:22.027
128	1:08.345	1:22.738
75	1:08.684	1:23.675

LAP 8 @ 12:29:21.384

NO	BEHIND	LAP TIME
79		1:14.570
9	0.483	1:14.111
55	1 Lap	1:30.721
77	8.947	1:16.386
69	9.249	1:16.362
19	9.684	1:16.442
689	1 Lap	1:24.022
444	14.626	1:15.078
15	17.199	1:16.066
7	25.429	1:16.791
25	26.195	1:17.093
48	29.485	1:16.905
3	30.296	1:17.955
81	30.315	1:17.886
557	38.770	1:19.538
100	39.030	1:19.118
132	41.501	1:19.051
293	48.823	1:19.953
51	50.652	1:19.596
21	51.224	1:19.637
111	51.980	1:19.799
115	54.774	1:21.121
137	58.563	1:20.873
53	1:00.079	1:20.717
74	1:00.294	1:20.585
89	1:12.165	1:21.768
143	1:12.491	1:22.319
14	1:12.949	1:22.092

LAP 9 @ 12:30:36.061

NO	BEHIND	LAP TIME
79		1:14.677
9	0.801	1:14.995
128	1 Lap	1:22.576
75	1 Lap	1:22.878
69	10.082	1:15.510
77	10.217	1:15.947
19	10.884	1:15.877
444	17.959	1:18.010
15	20.149	1:17.627
689	1 Lap	1:24.900
7	28.595	1:17.843
25	29.102	1:17.584
48	31.151	1:16.343
81	33.747	1:18.109
3	33.833	1:18.214
100	43.027	1:18.674
557	43.311	1:19.218
132	46.524	1:19.700
293	53.964	1:19.818
51	55.928	1:19.953
21	56.307	1:19.760
111	56.932	1:19.629
115	1:00.605	1:20.508
137	1:04.930	1:21.044
53	1:05.437	1:20.035
74	1:06.964	1:21.347
143	1:21.896	1:24.082
14	1:22.798	1:24.526

Weather / Track : Sunny / Dry

Donington Park National: 1.9790 miles
Date: 02/06/2024 Start: 12:19 Finish: 12:30

Results can be found at www.tsl-timing.com

Printed - 12:36 Sunday, 02 June 2024

BMCRC - MRO Championships 2024 - Rnd 4 @ Donington National

BMCRC Thunderbike Sport & BMCRC Supertwins

RACE 8 - POSITION CHART

No	Name	Lap / Pos	1	2	3	4	5	6	7	8	9
9	WETHERELL	1	79	9	79	79	79	79	79	79	79
79	O'MARA	2	9	79	9	9	9	9	9	9	9
19	BASTABLE	3	77	77	77	77	77	77	77	77	69
69	RUSSO	4	19	19	19	69	69	69	69	69	77
77	WHITE	5	69	69	69	19	19	19	19	19	19
15	MERCER	6	33	33	33	33	33	444	444	444	444
33	BISWELL	7	54	54	54	444	444	33	15	15	15
25	DAY	8	15	15	15	15	15	15	7	7	7
54	JAMISON	9	27	27	444	54	7	7	25	25	25
27	BROWN	10	3	444	27	7	25	25	3	48	48
48	WALLIS	11	25	3	7	25	3	81	81	3	81
3	ARBON	12	7	7	3	3	81	3	48	81	3
81	MAY	13	444	25	25	81	48	48	557	557	100
7	TAYLOR	14	81	81	81	48	100	557	100	100	557
132	FIRTH	15	48	48	48	100	557	100	132	132	132
100	HOWTON	16	100	100	100	557	132	132	293	293	293
51	BEESLEY	17	132	132	132	132	293	293	51	51	51
125	SMITH	18	115	557	557	293	21	21	21	21	21
111	DONKERSLEY	19	557	293	293	115	115	51	111	111	111
293	SMITH	20	293	115	115	21	51	111	115	115	115
557	WILTON	21	111	111	111	111	111	115	137	137	137
115	SVENSEN	22	402	402	21	51	137	137	53	53	53
402	FARR	23	74	74	51	53	53	53	74	74	74
53	NADIEIEVA	24	51	21	74	137	74	74	143	89	143
137	MCPHERSON	25	21	51	53	74	89	89	89	143	14
143	WILDING	26	53	53	137	89	143	143	14	14	
74	BLACK	27	137	137	89	143	14	14	128	128	
128	BENNIE	28	75	75	75	75	75	75	75	75	
75	SVENSEN	29	55	128	128	14	128	128	55	689	
55	MANSON-CHUBB	30	128	89	14	128	55	55	689		
89	SKINNS	31	89	55	143	55	689	689			
689	TREVEIL	32	143	143	55	689					
14	DAVIES	33	14	14	689						
444	BUTLER	34	689	689							
21	FINNIS	35									

Weather / Track : Sunny / Dry

Donington Park National: 1.9790 miles
Date: 02/06/2024 Start: 12:19 Finish: 12:30

Results can be found at www.tsl-timing.com

Printed - 12:36 Sunday, 02 June 2024

BMCRC - MRO Championships 2024 - Rnd 4 @ Donington National

BMCRC Thunderbike Sport & BMCRC Supertwins

RACE 8 - SECTOR ANALYSIS

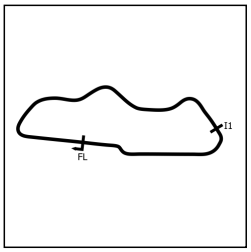

SECTOR 1 = FL to I1, SECTOR 2 = I1 to FL, DIFF = Difference To Personal Best Lap, P = Crossed Finish Line in Pit Lane, D = Time Disallowed

P1 79 SUP James O'MARA BMW F900R -

IDEAL LAP TIME : 1:14.092 BEST LAP TIME : 1:14.207 DIFFERENCE : 0.115

LAP	SECTOR 1	SECTOR 2	LAP TIME	MPH	DIFF	TIME OF DAY
1 -		26.829	1:18.083	91.24	3.876	12:20:37.984
2 -	48.323	27.051	1:15.374	94.52	1.167	12:21:53.358
3 -	48.376	26.742	1:15.118	94.84	0.911	12:23:08.476
4 -	48.328	26.843	1:15.171	94.77	0.964	12:24:23.647
5 -	48.273	***26.301***	1:14.574	95.53	0.367	12:25:38.221
6 -	47.959	26.427	1:14.386 **(2)**	95.77	0.179	12:26:52.607
7 -	47.887	26.320	***1:14.207*** **(1)**	***96.01***		***12:28:06.814***
8 -	48.152	26.418	1:14.570 **(3)**	95.54	0.363	12:29:21.384
9 -	***47.791***	26.886	1:14.677	95.40	0.470	12:30:36.061

P2 9 Matt WETHERELL Suzuki GSXR 600 - Lamonde Racing

IDEAL LAP TIME : 1:13.709 BEST LAP TIME : 1:14.111 DIFFERENCE : 0.402

LAP	SECTOR 1	SECTOR 2	LAP TIME	MPH	DIFF	TIME OF DAY
1 -		26.697	1:18.164	91.14	4.053	12:20:38.065
2 -	48.485	26.726	1:15.211	94.72	1.100	12:21:53.276
3 -	48.889	26.766	1:15.655	94.17	1.544	12:23:08.931
4 -	48.084	26.713	1:14.797	95.25	0.686	12:24:23.728
5 -	47.870	26.707	1:14.577 **(3)**	95.53	0.466	12:25:38.305
6 -	48.170	26.252	1:14.422 **(2)**	95.73	0.311	12:26:52.727
7 -	48.147	26.882	1:15.029	94.95	0.918	12:28:07.756
8 -	48.027	***26.084***	***1:14.111*** **(1)**	***96.13***		***12:29:21.867***
9 -	***47.625***	27.370	1:14.995	95.00	0.884	12:30:36.862

P3 69 Tony RUSSO Yamaha R6 - Wymark Lubricants

IDEAL LAP TIME : 1:15.164 BEST LAP TIME : 1:15.455 DIFFERENCE : 0.291

LAP	SECTOR 1	SECTOR 2	LAP TIME	MPH	DIFF	TIME OF DAY
1 -		27.082	1:20.603	88.39	5.148	12:20:40.504
2 -	48.891	26.738	1:15.629	94.20	0.174	12:21:56.133
3 -	48.867	***26.588***	***1:15.455*** **(1)**	***94.42***		***12:23:11.588***
4 -	48.669	26.817	1:15.486 **(2)**	94.38	0.031	12:24:27.074
5 -	48.872	26.653	1:15.525	94.33	0.070	12:25:42.599
6 -	48.994	27.078	1:16.072	93.65	0.617	12:26:58.671
7 -	48.773	26.827	1:15.600	94.24	0.145	12:28:14.271
8 -	49.558	26.804	1:16.362	93.30	0.907	12:29:30.633
9 -	***48.576***	26.934	1:15.510 **(3)**	94.35	0.055	12:30:46.143

P4 77 Joe WHITE Suzuki GSXR 600 MAIN - The Race Shack /Just In Graphics

IDEAL LAP TIME : 1:15.167 BEST LAP TIME : 1:15.293 DIFFERENCE : 0.126

LAP	SECTOR 1	SECTOR 2	LAP TIME	MPH	DIFF	TIME OF DAY
1 -		26.780	1:19.174	89.98	3.881	12:20:39.075
2 -	***48.580***	26.713	***1:15.293*** **(1)**	***94.62***		***12:21:54.368***
3 -	48.898	27.106	1:16.004	93.74	0.711	12:23:10.372
4 -	49.261	26.833	1:16.094	93.62	0.801	12:24:26.466
5 -	48.962	26.884	1:15.846 **(3)**	93.93	0.553	12:25:42.312
6 -	49.147	26.765	1:15.912	93.85	0.619	12:26:58.224
7 -	48.997	26.724	1:15.721 **(2)**	94.09	0.428	12:28:13.945
8 -	49.683	26.703	1:16.386	93.27	1.093	12:29:30.331
9 -	49.360	***26.587***	1:15.947	93.81	0.654	12:30:46.278

Weather / Track : Sunny / Dry

Donington Park National: 1.9790 miles
Date: 02/06/2024 Start: 12:19 Finish: 12:30

BMCRC - MRO Championships 2024 - Rnd 4 @ Donington National

BMCRC Thunderbike Sport & BMCRC Supertwins

RACE 8 - SECTOR ANALYSIS

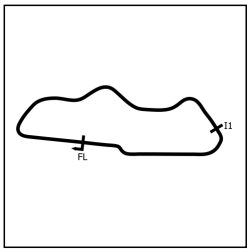

SECTOR 1 = FL to I1, SECTOR 2 = I1 to FL, DIFF = Difference To Personal Best Lap, P = Crossed Finish Line in Pit Lane, D = Time Disallowed

P5 19 SUP Simon BASTABLE BMW F900R - WSCperformance.co.uk

IDEAL LAP TIME : 1:15.429 BEST LAP TIME : 1:15.513 DIFFERENCE : 0.084

LAP	SECTOR 1	SECTOR 2	LAP TIME	MPH	DIFF	TIME OF DAY
1 -		27.254	1:19.403	89.72	3.890	12:20:39.304
2 -	48.924	26.941	1:15.865	93.91	0.352	12:21:55.169
3 -	48.800	26.831	1:15.631 **(2)**	94.20	0.118	12:23:10.800
4 -	49.122	27.466	1:16.588	93.02	1.075	12:24:27.388
5 -	48.867	***26.646***	***1:15.513*** **(1)**	***94.34***		***12:25:42.901***
6 -	49.009	26.994	1:16.003	93.74	0.490	12:26:58.904
7 -	***48.783***	26.939	1:15.722 **(3)**	94.08	0.209	12:28:14.626
8 -	49.624	26.818	1:16.442	93.20	0.929	12:29:31.068
9 -	49.020	26.857	1:15.877	93.89	0.364	12:30:46.945

P6 444 Vincent BUTLER Yamaha YZF R6 - Me

IDEAL LAP TIME : 1:15.078 BEST LAP TIME : 1:15.078 DIFFERENCE : 0.000

LAP	SECTOR 1	SECTOR 2	LAP TIME	MPH	DIFF	TIME OF DAY
1 -		26.784	1:24.719	84.09	9.641	12:20:44.620
2 -	49.113	27.217	1:16.330	93.33	1.252	12:22:00.950
3 -	49.626	26.537	1:16.163	93.54	1.085	12:23:17.113
4 -	49.418	26.564	1:15.982	93.76	0.904	12:24:33.095
5 -	49.382	26.853	1:16.235	93.45	1.157	12:25:49.330
6 -	49.411	26.510	1:15.921 **(3)**	93.84	0.843	12:27:05.251
7 -	49.120	26.561	1:15.681 **(2)**	94.14	0.603	12:28:20.932
8 -	***48.931***	***26.147***	***1:15.078*** **(1)**	***94.89***		***12:29:36.010***
9 -	50.680	27.330	1:18.010	91.32	2.932	12:30:54.020

P7 15 Daniel MERCER Yamaha R6 - Merc&Co Racing, Apex2Apex promotions, Electric

IDEAL LAP TIME : 1:15.965 BEST LAP TIME : 1:16.066 DIFFERENCE : 0.101

LAP	SECTOR 1	SECTOR 2	LAP TIME	MPH	DIFF	TIME OF DAY
1 -		27.243	1:22.281	86.58	6.215	12:20:42.182
2 -	49.732	27.074	1:16.806	92.76	0.740	12:21:58.988
3 -	49.738	27.310	1:17.048	92.47	0.982	12:23:16.036
4 -	50.078	27.618	1:17.696	91.69	1.630	12:24:33.732
5 -	49.483	26.993	1:16.476	93.16	0.410	12:25:50.208
6 -	49.409	26.822	1:16.231 **(3)**	93.46	0.165	12:27:06.439
7 -	***49.220***	26.858	1:16.078 **(2)**	93.64	0.012	12:28:22.517
8 -	49.321	***26.745***	***1:16.066*** **(1)**	***93.66***		***12:29:38.583***
9 -	50.673	26.954	1:17.627	91.78	1.561	12:30:56.210

P8 7 R Darren TAYLOR Kawasaki ZX6R - Watton Auto Centre

IDEAL LAP TIME : 1:16.707 BEST LAP TIME : 1:16.791 DIFFERENCE : 0.084

LAP	SECTOR 1	SECTOR 2	LAP TIME	MPH	DIFF	TIME OF DAY
1 -		27.440	1:23.658	85.16	6.867	12:20:43.559
2 -	50.156	28.504	1:18.660	90.57	1.869	12:22:02.219
3 -	50.050	27.383	1:17.433 **(3)**	92.01	0.642	12:23:19.652
4 -	50.479	27.472	1:17.951	91.39	1.160	12:24:37.603
5 -	50.757	27.220	1:17.977	91.36	1.186	12:25:55.580
6 -	50.051	27.409	1:17.460	91.97	0.669	12:27:13.040
7 -	49.873	27.109	1:16.982 **(2)**	92.54	0.191	12:28:30.022
8 -	49.798	***26.993***	***1:16.791*** **(1)**	***92.77***		***12:29:46.813***
9 -	***49.714***	28.129	1:17.843	91.52	1.052	12:31:04.656

Weather / Track : Sunny / Dry

Donington Park National: 1.9790 miles
Date: 02/06/2024 Start: 12:19 Finish: 12:30

BMCRC - MRO Championships 2024 - Rnd 4 @ Donington National

BMCRC Thunderbike Sport & BMCRC Supertwins

RACE 8 - SECTOR ANALYSIS

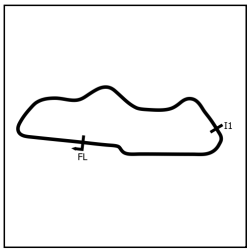

SECTOR 1 = FL to I1, SECTOR 2 = I1 to FL, DIFF = Difference To Personal Best Lap, P = Crossed Finish Line in Pit Lane, D = Time Disallowed

P9 25 Harrison DAY Yamaha R6 -

IDEAL LAP TIME : 1:16.756 BEST LAP TIME : 1:16.960 DIFFERENCE : 0.204

LAP	SECTOR 1	SECTOR 2	LAP TIME	MPH	DIFF	TIME OF DAY
1 -		27.550	1:23.199	85.63	6.239	12:20:43.100
2 -	50.310	28.912	1:19.222	89.93	2.262	12:22:02.322
3 -	50.209	27.269	1:17.478	91.95	0.518	12:23:19.800
4 -	50.660	27.883	1:18.543	90.71	1.583	12:24:38.343
5 -	50.338	27.413	1:17.751	91.63	0.791	12:25:56.094
6 -	***49.732***	27.228	***1:16.960*** **(1)**	***92.57***		***12:27:13.054***
7 -	50.290	27.142	1:17.432 **(3)**	92.01	0.472	12:28:30.486
8 -	50.069	***27.024***	1:17.093 **(2)**	92.41	0.133	12:29:47.579
9 -	50.112	27.472	1:17.584	91.83	0.624	12:31:05.163

P10 48 Shaun WALLIS Yamaha R6 - MBC Despatch Racing

IDEAL LAP TIME : 1:16.343 BEST LAP TIME : 1:16.343 DIFFERENCE : 0.000

LAP	SECTOR 1	SECTOR 2	LAP TIME	MPH	DIFF	TIME OF DAY
1 -		28.176	1:25.481	83.34	9.138	12:20:45.382
2 -	50.919	27.576	1:18.495	90.76	2.152	12:22:03.877
3 -	50.125	27.878	1:18.003	91.33	1.660	12:23:21.880
4 -	50.982	27.626	1:18.608	90.63	2.265	12:24:40.488
5 -	49.834	27.556	1:17.390 **(3)**	92.06	1.047	12:25:57.878
6 -	50.618	27.623	1:18.241	91.06	1.898	12:27:16.119
7 -	50.493	27.352	1:17.845	91.52	1.502	12:28:33.964
8 -	49.853	27.052	1:16.905 **(2)**	92.64	0.562	12:29:50.869
9 -	***49.477***	***26.866***	***1:16.343*** **(1)**	***93.32***		***12:31:07.212***

P11 81 SUP Malvern MAY Aprilia RS660 - IMP racing

IDEAL LAP TIME : 1:17.074 BEST LAP TIME : 1:17.539 DIFFERENCE : 0.465

LAP	SECTOR 1	SECTOR 2	LAP TIME	MPH	DIFF	TIME OF DAY
1 -		28.459	1:24.955	83.86	7.416	12:20:44.856
2 -	49.960	27.579	***1:17.539*** **(1)**	***91.88***		***12:22:02.395***
3 -	51.008	27.858	1:18.866	90.33	1.327	12:23:21.261
4 -	***49.705***	28.196	1:17.901 **(3)**	91.45	0.362	12:24:39.162
5 -	50.101	28.152	1:18.253	91.04	0.714	12:25:57.415
6 -	50.514	27.754	1:18.268	91.02	0.729	12:27:15.683
7 -	50.299	27.831	1:18.130	91.18	0.591	12:28:33.813
8 -	50.517	***27.369***	1:17.886 **(2)**	91.47	0.347	12:29:51.699
9 -	50.280	27.829	1:18.109	91.21	0.570	12:31:09.808

P12 3 SUP Oliver ARBON Suzuki SV650 - TT Plumbing & Heating

IDEAL LAP TIME : 1:17.772 BEST LAP TIME : 1:17.955 DIFFERENCE : 0.183

LAP	SECTOR 1	SECTOR 2	LAP TIME	MPH	DIFF	TIME OF DAY
1 -		***27.543***	1:23.056	85.78	5.101	12:20:42.957
2 -	50.240	28.362	1:18.602	90.64	0.647	12:22:01.559
3 -	50.262	27.869	1:18.131 **(3)**	91.18	0.176	12:23:19.690
4 -	50.588	28.760	1:19.348	89.78	1.393	12:24:39.038
5 -	50.359	27.784	1:18.143	91.17	0.188	12:25:57.181
6 -	50.339	28.246	1:18.585	90.66	0.630	12:27:15.766
7 -	50.345	27.614	1:17.959 **(2)**	91.38	0.004	12:28:33.725
8 -	***50.229***	27.726	***1:17.955*** **(1)**	***91.39***		***12:29:51.680***
9 -	50.436	27.778	1:18.214	91.09	0.259	12:31:09.894

BMCRC - MRO Championships 2024 - Rnd 4 @ Donington National

BMCRC Thunderbike Sport & BMCRC Supertwins

RACE 8 - SECTOR ANALYSIS

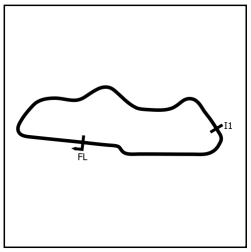

SECTOR 1 = FL to I1, SECTOR 2 = I1 to FL, DIFF = Difference To Personal Best Lap, P = Crossed Finish Line in Pit Lane, D = Time Disallowed

P13 100 SUP Craig HOWTON Kawasaki ER6N - ME

IDEAL LAP TIME : 1:18.490 BEST LAP TIME : 1:18.674 DIFFERENCE : 0.184

LAP	SECTOR 1	SECTOR 2	LAP TIME	MPH	DIFF	TIME OF DAY
1 -		28.153	1:26.437	82.42	7.763	12:20:46.338
2 -	51.020	27.934	1:18.954	90.23	0.280	12:22:05.292
3 -	50.698	28.059	1:18.757 (2)	90.46	0.083	12:23:24.049
4 -	51.519	28.159	1:19.678	89.41	1.004	12:24:43.727
5 -	50.847	28.102	1:18.949 (3)	90.24	0.275	12:26:02.676
6 -	51.054	28.105	1:19.159	90.00	0.485	12:27:21.835
7 -	51.447	28.014	1:19.461	89.66	0.787	12:28:41.296
8 -	51.258	***27.860***	1:19.118	90.05	0.444	12:30:00.414
9 -	***50.630***	28.044	***1:18.674 (1)***	***90.55***		***12:31:19.088***

P14 557 R John WILTON Yamaha R6 - Repetition Roasters

IDEAL LAP TIME : 1:17.629 BEST LAP TIME : 1:17.958 DIFFERENCE : 0.329

LAP	SECTOR 1	SECTOR 2	LAP TIME	MPH	DIFF	TIME OF DAY
1 -		28.497	1:27.766	81.17	9.808	12:20:47.667
2 -	51.369	27.907	1:19.276	89.87	1.318	12:22:06.943
3 -	51.523	27.587	1:19.110	90.05	1.152	12:23:26.053
4 -	51.418	27.772	1:19.190	89.96	1.232	12:24:45.243
5 -	***50.474***	27.484	***1:17.958 (1)***	***91.39***		***12:26:03.201***
6 -	51.178	***27.155***	1:18.333 (2)	90.95	0.375	12:27:21.534
7 -	51.356	27.726	1:19.082 (3)	90.09	1.124	12:28:40.616
8 -	51.693	27.845	1:19.538	89.57	1.580	12:30:00.154
9 -	51.592	27.626	1:19.218	89.93	1.260	12:31:19.372

P15 132 SUP Andrew FIRTH BMW F900R - LTRmotorcycles.co.uk / RST / HEL

IDEAL LAP TIME : 1:18.871 BEST LAP TIME : 1:19.051 DIFFERENCE : 0.180

LAP	SECTOR 1	SECTOR 2	LAP TIME	MPH	DIFF	TIME OF DAY
1 -		28.716	1:27.230	81.67	8.179	12:20:47.131
2 -	51.168	28.129	1:19.297	89.84	0.246	12:22:06.428
3 -	51.200	28.093	1:19.293	89.85	0.242	12:23:25.721
4 -	52.362	28.051	1:20.413	88.60	1.362	12:24:46.134
5 -	51.107	28.001	1:19.108 (3)	90.06	0.057	12:26:05.242
6 -	***51.055***	28.017	1:19.072 (2)	90.10	0.021	12:27:24.314
7 -	51.526	27.994	1:19.520	89.59	0.469	12:28:43.834
8 -	51.235	***27.816***	***1:19.051 (1)***	***90.12***		***12:30:02.885***
9 -	51.478	28.222	1:19.700	89.39	0.649	12:31:22.585

P16 293 Leigh SMITH Suzuki SV650 - Smiths Mechanical Support Ltd, Lamonde Autor

IDEAL LAP TIME : 1:19.494 BEST LAP TIME : 1:19.739 DIFFERENCE : 0.245

LAP	SECTOR 1	SECTOR 2	LAP TIME	MPH	DIFF	TIME OF DAY
1 -		28.803	1:27.848	81.10	8.109	12:20:47.749
2 -	52.443	28.565	1:21.008	87.94	1.269	12:22:08.757
3 -	51.886	28.897	1:20.783	88.19	1.044	12:23:29.540
4 -	52.230	28.778	1:21.008	87.94	1.269	12:24:50.548
5 -	51.946	***27.991***	1:19.937 (3)	89.12	0.198	12:26:10.485
6 -	***51.503***	28.236	***1:19.739 (1)***	***89.34***		***12:27:30.224***
7 -	51.757	28.273	1:20.030	89.02	0.291	12:28:50.254
8 -	51.732	28.221	1:19.953	89.11	0.214	12:30:10.207
9 -	51.698	28.120	1:19.818 (2)	89.26	0.079	12:31:30.025

BMCRC - MRO Championships 2024 - Rnd 4 @ Donington National

BMCRC Thunderbike Sport & BMCRC Supertwins

RACE 8 - SECTOR ANALYSIS

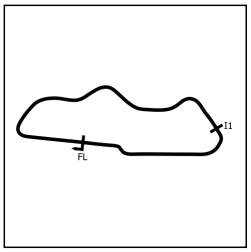

SECTOR 1 = FL to I1, SECTOR 2 = I1 to FL, DIFF = Difference To Personal Best Lap, P = Crossed Finish Line in Pit Lane, D = Time Disallowed

P17 51 Paul BEESLEY Yamaha R6 -

IDEAL LAP TIME : 1:19.037 BEST LAP TIME : 1:19.489 DIFFERENCE : 0.452

LAP	SECTOR 1	SECTOR 2	LAP TIME	MPH	DIFF	TIME OF DAY
1 -		29.477	1:30.263	78.93	10.774	12:20:50.164
2 -	53.605	28.312	1:21.917	86.97	2.428	12:22:12.081
3 -	52.608	28.195	1:20.803	88.17	1.314	12:23:32.884
4 -	52.094	28.317	1:20.411	88.60	0.922	12:24:53.295
5 -	51.745	28.160	1:19.905	89.16	0.416	12:26:13.200
6 -	***51.421***	28.068	***1:19.489*** **(1)**	***89.63***		***12:27:32.689***
7 -	52.135	***27.616***	1:19.751 **(3)**	89.33	0.262	12:28:52.440
8 -	51.831	27.765	1:19.596 **(2)**	89.51	0.107	12:30:12.036
9 -	52.055	27.898	1:19.953	89.11	0.464	12:31:31.989

P18 21 SUP Toby FINNIS Suzuki SV650R - Crawfords/ Tey Farm Systems/ Harlow Ag

IDEAL LAP TIME : 1:19.280 BEST LAP TIME : 1:19.637 DIFFERENCE : 0.357

LAP	SECTOR 1	SECTOR 2	LAP TIME	MPH	DIFF	TIME OF DAY
1 -		29.159	1:30.721	78.53	11.084	12:20:50.622
2 -	52.597	28.294	1:20.891	88.07	1.254	12:22:11.513
3 -	52.281	28.598	1:20.879	88.09	1.242	12:23:32.392
4 -	51.676	28.435	1:20.111	88.93	0.474	12:24:52.503
5 -	***51.364***	28.291	1:19.655 **(2)**	89.44	0.018	12:26:12.158
6 -	51.862	28.307	1:20.169	88.87	0.532	12:27:32.327
7 -	52.040	28.604	1:20.644	88.34	1.007	12:28:52.971
8 -	51.721	***27.916***	***1:19.637*** **(1)**	***89.46***		***12:30:12.608***
9 -	51.719	28.041	1:19.760 **(3)**	89.32	0.123	12:31:32.368

P19 111 Jake DONKERSLEY Honda VFR400 NC30 -

IDEAL LAP TIME : 1:19.478 BEST LAP TIME : 1:19.589 DIFFERENCE : 0.111

LAP	SECTOR 1	SECTOR 2	LAP TIME	MPH	DIFF	TIME OF DAY
1 -		28.616	1:28.724	80.30	9.135	12:20:48.625
2 -	52.442	28.521	1:20.963	87.99	1.374	12:22:09.588
3 -	52.245	29.170	1:21.415	87.51	1.826	12:23:31.003
4 -	52.408	29.601	1:22.009	86.87	2.420	12:24:53.012
5 -	52.351	28.304	1:20.655	88.33	1.066	12:26:13.667
6 -	51.422	***28.167***	***1:19.589*** **(1)**	***89.51***		***12:27:33.256***
7 -	51.892	28.417	1:20.309	88.71	0.720	12:28:53.565
8 -	51.469	28.330	1:19.799 **(3)**	89.28	0.210	12:30:13.364
9 -	***51.311***	28.318	1:19.629 **(2)**	89.47	0.040	12:31:32.993

P20 115 SUP James SVENSEN Suzuki SV650S - Team TSR - HCL - RG Racing

IDEAL LAP TIME : 1:20.412 BEST LAP TIME : 1:20.508 DIFFERENCE : 0.096

LAP	SECTOR 1	SECTOR 2	LAP TIME	MPH	DIFF	TIME OF DAY
1 -		29.347	1:27.420	81.49	6.912	12:20:47.321
2 -	53.000	29.029	1:22.029	86.85	1.521	12:22:09.350
3 -	***52.175***	29.024	1:21.199	87.74	0.691	12:23:30.549
4 -	52.647	28.884	1:21.531	87.38	1.023	12:24:52.080
5 -	52.222	28.560	1:20.782 **(2)**	88.19	0.274	12:26:12.862
6 -	52.682	28.632	1:21.314	87.61	0.806	12:27:34.176
7 -	52.433	28.428	1:20.861 **(3)**	88.10	0.353	12:28:55.037
8 -	52.501	28.620	1:21.121	87.82	0.613	12:30:16.158
9 -	52.271	***28.237***	***1:20.508*** **(1)**	***88.49***		***12:31:36.666***

BMCRC - MRO Championships 2024 - Rnd 4 @ Donington National

BMCRC Thunderbike Sport & BMCRC Supertwins

RACE 8 - SECTOR ANALYSIS

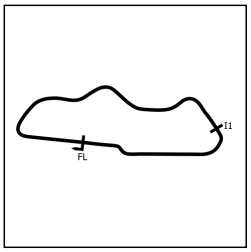

SECTOR 1 = FL to I1, SECTOR 2 = I1 to FL, DIFF = Difference To Personal Best Lap, P = Crossed Finish Line in Pit Lane, D = Time Disallowed

P21 137 Colin MCPHERSON Yamaha R6 -

IDEAL LAP TIME : 1:20.273 BEST LAP TIME : 1:20.331 DIFFERENCE : 0.058

LAP	SECTOR 1	SECTOR 2	LAP TIME	MPH	DIFF	TIME OF DAY
1 -		29.620	1:31.342	77.99	11.011	12:20:51.243
2 -	53.487	28.384	1:21.871	87.02	1.540	12:22:13.114
3 -	53.534	28.449	1:21.983	86.90	1.652	12:23:35.097
4 -	***52.263***	28.531	1:20.794 **(2)**	88.18	0.463	12:24:55.891
5 -	52.998	28.636	1:21.634	87.27	1.303	12:26:17.525
6 -	52.321	***28.010***	***1:20.331*** **(1)**	***88.69***		***12:27:37.856***
7 -	52.695	28.523	1:21.218	87.72	0.887	12:28:59.074
8 -	52.541	28.332	1:20.873 **(3)**	88.09	0.542	12:30:19.947
9 -	52.658	28.386	1:21.044	87.91	0.713	12:31:40.991

P22 53 SUP Iryna NADIEIEVA Yamaha YZF R7 -

IDEAL LAP TIME : 1:20.035 BEST LAP TIME : 1:20.035 DIFFERENCE : 0.000

LAP	SECTOR 1	SECTOR 2	LAP TIME	MPH	DIFF	TIME OF DAY
1 -		30.062	1:31.261	78.06	11.226	12:20:51.162
2 -	53.055	28.664	1:21.719	87.18	1.684	12:22:12.881
3 -	52.841	28.742	1:21.583	87.32	1.548	12:23:34.464
4 -	52.116	29.065	1:21.181	87.76	1.146	12:24:55.645
5 -	52.850	29.347	1:22.197	86.67	2.162	12:26:17.842
6 -	52.410	28.637	1:21.047 **(3)**	87.90	1.012	12:27:38.889
7 -	52.929	28.928	1:21.857	87.03	1.822	12:29:00.746
8 -	52.059	28.658	1:20.717 **(2)**	88.26	0.682	12:30:21.463
9 -	***51.818***	***28.217***	***1:20.035*** **(1)**	***89.01***		***12:31:41.498***

P23 74 SUP Daniel BLACK Suzukis SV650 - DAD

IDEAL LAP TIME : 1:20.567 BEST LAP TIME : 1:20.585 DIFFERENCE : 0.018

LAP	SECTOR 1	SECTOR 2	LAP TIME	MPH	DIFF	TIME OF DAY
1 -		29.287	1:29.549	79.56	8.964	12:20:49.450
2 -	52.864	28.620	1:21.484	87.43	0.899	12:22:10.934
3 -	52.906	29.605	1:22.511	86.34	1.926	12:23:33.445
4 -	52.782	30.094	1:22.876	85.96	2.291	12:24:56.321
5 -	53.143	28.933	1:22.076	86.80	1.491	12:26:18.397
6 -	52.752	28.631	1:21.383	87.54	0.798	12:27:39.780
7 -	52.498	28.815	1:21.313 **(2)**	87.61	0.728	12:29:01.093
8 -	52.112	***28.473***	***1:20.585*** **(1)**	***88.41***		***12:30:21.678***
9 -	***52.094***	29.253	1:21.347 **(3)**	87.58	0.762	12:31:43.025

P24 143 SUP Ralph WILDING Suzuki SV650 - wife

IDEAL LAP TIME : 1:21.412 BEST LAP TIME : 1:21.669 DIFFERENCE : 0.257

LAP	SECTOR 1	SECTOR 2	LAP TIME	MPH	DIFF	TIME OF DAY
1 -		30.163	1:33.632	76.09	11.963	12:20:53.533
2 -	54.598	29.670	1:24.268	84.54	2.599	12:22:17.801
3 -	54.849	29.625	1:24.474	84.34	2.805	12:23:42.275
4 -	53.742	28.992	1:22.734	86.11	1.065	12:25:05.009
5 -	53.314	29.261	1:22.575	86.28	0.906	12:26:27.584
6 -	53.408	28.895	1:22.303 **(2)**	86.56	0.634	12:27:49.887
7 -	***52.826***	28.843	***1:21.669*** **(1)**	***87.23***		***12:29:11.556***
8 -	53.733	***28.586***	1:22.319 **(3)**	86.54	0.650	12:30:33.875
9 -	54.417	29.665	1:24.082	84.73	2.413	12:31:57.957

BMCRC - MRO Championships 2024 - Rnd 4 @ Donington National

BMCRC Thunderbike Sport & BMCRC Supertwins

RACE 8 - SECTOR ANALYSIS

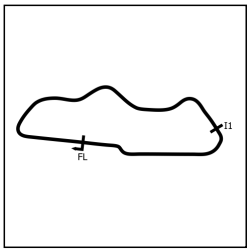

SECTOR 1 = FL to I1, SECTOR 2 = I1 to FL, DIFF = Difference To Personal Best Lap, P = Crossed Finish Line in Pit Lane, D = Time Disallowed

P25 14 R George DAVIES Suzuki SV650 - little T's Childcare , JClay Fitness

IDEAL LAP TIME : 1:21.661 BEST LAP TIME : 1:21.695 DIFFERENCE : 0.034

LAP	SECTOR 1	SECTOR 2	LAP TIME	MPH	DIFF	TIME OF DAY
1 -		29.762	1:34.028	75.77	12.333	12:20:53.929
2 -	54.555	29.723	1:24.278	84.53	2.583	12:22:18.207
3 -	53.832	30.053	1:23.885	84.93	2.190	12:23:42.092
4 -	54.786	29.282	1:24.068	84.74	2.373	12:25:06.160
5 -	53.447	28.912	1:22.359	86.50	0.664	12:26:28.519
6 -	52.936	28.759	***1:21.695*** **(1)**	***87.21***		***12:27:50.214***
7 -	53.297	***28.730***	1:22.027 **(2)**	86.85	0.332	12:29:12.241
8 -	53.323	28.769	1:22.092 **(3)**	86.78	0.397	12:30:34.333
9 -	***52.931***	31.595	1:24.526	84.28	2.831	12:31:58.859

P26 128 SUP Louisa BENNIE Yamaha 700 -

IDEAL LAP TIME : 1:22.340 BEST LAP TIME : 1:22.576 DIFFERENCE : 0.236

LAP	SECTOR 1	SECTOR 2	LAP TIME	MPH	DIFF	TIME OF DAY
1 -		29.892	1:32.906	76.68	10.330	12:20:52.807
2 -	54.580	29.653	1:24.233	84.58	1.657	12:22:17.040
3 -	54.984	29.898	1:24.882	83.93	2.306	12:23:41.922
4 -	54.680	29.856	1:24.536	84.27	1.960	12:25:06.458
5 -	53.934	29.439	1:23.373	85.45	0.797	12:26:29.831
6 -	53.586	***29.004***	1:22.590 **(2)**	86.26	0.014	12:27:52.421
7 -	53.412	29.326	1:22.738 **(3)**	86.11	0.162	12:29:15.159
8 -	***53.336***	29.240	***1:22.576*** **(1)**	***86.27***		***12:30:37.735***

P27 75 R Tom SVENSEN Suzuki SV650 - Team TSR - HCL Carsales - RG racing

IDEAL LAP TIME : 1:22.471 BEST LAP TIME : 1:22.598 DIFFERENCE : 0.127

LAP	SECTOR 1	SECTOR 2	LAP TIME	MPH	DIFF	TIME OF DAY
1 -		29.889	1:32.429	77.08	9.831	12:20:52.330
2 -	54.403	29.271	1:23.674 **(3)**	85.14	1.076	12:22:16.004
3 -	54.478	31.002	1:25.480	83.34	2.882	12:23:41.484
4 -	54.407	29.639	1:24.046	84.77	1.448	12:25:05.530
5 -	54.547	29.148	1:23.695	85.12	1.097	12:26:29.225
6 -	53.616	***28.982***	***1:22.598*** **(1)**	***86.25***		***12:27:51.823***
7 -	54.365	29.310	1:23.675	85.14	1.077	12:29:15.498
8 -	***53.489***	29.389	1:22.878 **(2)**	85.96	0.280	12:30:38.376

P28 689 David TREVEIL Yamaha YZF-R6 -

IDEAL LAP TIME : 1:23.434 BEST LAP TIME : 1:23.752 DIFFERENCE : 0.318

LAP	SECTOR 1	SECTOR 2	LAP TIME	MPH	DIFF	TIME OF DAY
1 -		33.852	1:47.488	66.28	23.736	12:21:07.389
2 -	55.980	30.031	1:26.011	82.83	2.259	12:22:33.400
3 -	55.684	29.545	1:25.229	83.59	1.477	12:23:58.629
4 -	54.543	29.278	1:23.821 **(2)**	84.99	0.069	12:25:22.450
5 -	54.752	29.271	1:24.023	84.79	0.271	12:26:46.473
6 -	***54.207***	29.545	***1:23.752*** **(1)**	***85.06***		***12:28:10.225***
7 -	54.795	***29.227***	1:24.022 **(3)**	84.79	0.270	12:29:34.247
8 -	55.267	29.633	1:24.900	83.91	1.148	12:30:59.147

P29 89 R Daryl SKINNS Suzuki GSXR 750 - Indoor Climate Systems UK LTD

IDEAL LAP TIME : 1:21.768 BEST LAP TIME : 1:21.768 DIFFERENCE : 0.000

LAP	SECTOR 1	SECTOR 2	LAP TIME	MPH	DIFF	TIME OF DAY
1 -		29.465	1:33.365	76.30	11.597	12:20:53.266
2 -	54.492	29.452	1:23.944	84.87	2.176	12:22:17.210
3 -	54.177	29.369	1:23.546	85.27	1.778	12:23:40.756
4 -	53.700	29.131	1:22.831 **(3)**	86.01	1.063	12:25:03.587
5 -	53.882	28.978	1:22.860	85.98	1.092	12:26:26.447
6 -	54.314	28.757	1:23.071	85.76	1.303	12:27:49.518
7 -	53.627	28.636	1:22.263 **(2)**	86.60	0.495	12:29:11.781
8 -	***53.186***	***28.582***	***1:21.768*** **(1)**	***87.13***		***12:30:33.549***

Weather / Track : Sunny / Dry

Donington Park National: 1.9790 miles
Date: 02/06/2024 Start: 12:19 Finish: 12:30

BMCRC - MRO Championships 2024 - Rnd 4 @ Donington National

BMCRC Thunderbike Sport & BMCRC Supertwins

RACE 8 - SECTOR ANALYSIS

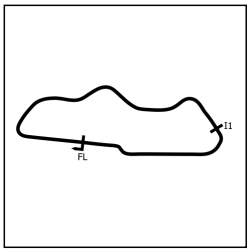

SECTOR 1 = FL to I1, SECTOR 2 = I1 to FL, DIFF = Difference To Personal Best Lap, P = Crossed Finish Line in Pit Lane, D = Time Disallowed

P30 55 R Magnus MANSON-CHUBB KAWASAKI ZXR400L -

IDEAL LAP TIME : 1:24.384 BEST LAP TIME : 1:24.461 DIFFERENCE : 0.077

LAP	SECTOR 1	SECTOR 2	LAP TIME	MPH	DIFF	TIME OF DAY
1 -		29.910	1:32.665	76.88	8.204	12:20:52.566
2 -	***54.932***	30.030	1:24.962 **(2)**	83.85	0.501	12:22:17.528
3 -	55.023	30.085	1:25.108 **(3)**	83.71	0.647	12:23:42.636
4 -	55.009	***29.452***	***1:24.461*** **(1)**	***84.35***		***12:25:07.097***
5 -	55.125	30.799	1:25.924	82.91	1.463	12:26:33.021
6 -	55.263	30.344	1:25.607	83.22	1.146	12:27:58.628
7 -	59.253	31.468	1:30.721	78.53	6.260	12:29:29.349

P31 33 Mark BISWELL Yamaha FZR600R - Bizzle Bikesport

IDEAL LAP TIME : 1:16.037 BEST LAP TIME : 1:16.037 DIFFERENCE : 0.000

LAP	SECTOR 1	SECTOR 2	LAP TIME	MPH	DIFF	TIME OF DAY
1 -		27.217	1:21.141	87.80	5.104	12:20:41.042
2 -	***48.827***	***27.210***	***1:16.037*** **(1)**	***93.69***		***12:21:57.079***
3 -	49.509	27.315	1:16.824 **(2)**	92.73	0.787	12:23:13.903
4 -	49.667	27.717	1:17.384	92.06	1.347	12:24:31.287
5 -	49.842	27.493	1:17.335 **(3)**	92.12	1.298	12:25:48.622
6 -	49.878	27.613	1:17.491	91.94	1.454	12:27:06.113

P32 54 Adam JAMISON Yamaha R6 - Team AJR

IDEAL LAP TIME : 1:16.950 BEST LAP TIME : 1:17.057 DIFFERENCE : 0.107

LAP	SECTOR 1	SECTOR 2	LAP TIME	MPH	DIFF	TIME OF DAY
1 -		27.530	1:21.792	87.10	4.735	12:20:41.693
2 -	49.581	***27.476***	***1:17.057*** **(1)**	***92.45***		***12:21:58.750***
3 -	***49.474***	27.677	1:17.151 **(2)**	92.34	0.094	12:23:15.901
4 -	49.959	28.188	1:18.147 **(3)**	91.16	1.090	12:24:34.048

P33 27 SUP Ben BROWN Yamaha R7 - Hunts Motorcycles

IDEAL LAP TIME : 1:17.472 BEST LAP TIME : 1:17.472 DIFFERENCE : 0.000

LAP	SECTOR 1	SECTOR 2	LAP TIME	MPH	DIFF	TIME OF DAY
1 -		27.515	1:22.804	86.04	5.332	12:20:42.705
2 -	***50.104***	***27.368***	***1:17.472*** **(1)**	***91.96***		***12:22:00.177***
3 -	50.205	27.481	1:17.686 **(2)**	91.71	0.214	12:23:17.863

P34 402 R Kaine FARR Suzuki GSXR - The Elms B&B Snetterton

IDEAL LAP TIME : 1:20.960 BEST LAP TIME : 1:20.960 DIFFERENCE : 0.000

LAP	SECTOR 1	SECTOR 2	LAP TIME	MPH	DIFF	TIME OF DAY
1 -		28.406	1:28.943	80.10	7.983	12:20:48.844
2 -	***53.003***	***27.957***	***1:20.960*** **(1)**	***88.00***		***12:22:09.804***

BMCRC - MRO Championships 2024 - Rnd 4 @ Donington National

BMCRC Thunderbike Sport & BMCRC Supertwins

RACE 8 - BEST SECTORS

SECTOR 1				SECTOR 2			IDEAL / BEST COMPARISON					
POS	NO	NAME	TIME	NO	NAME	TIME	POS	NO	NAME	IDEAL	BEST	DIFF
									PERFECT LAP	1:13.709		
1	9	WETHERELL	47.625	9	WETHERELL	26.084	1	9	WETHERELL	1:13.709	1:14.111	0.402
2	79	O'MARA	47.791	444	BUTLER	26.147	2	79	O'MARA	1:14.092	1:14.207	0.115
3	69	RUSSO	48.576	79	O'MARA	26.301	3	444	BUTLER	1:15.078	1:15.078	0.000
4	77	WHITE	48.580	77	WHITE	26.587	4	69	RUSSO	1:15.164	1:15.455	0.291
5	19	BASTABLE	48.783	69	RUSSO	26.588	5	77	WHITE	1:15.167	1:15.293	0.126
6	33	BISWELL	48.827	19	BASTABLE	26.646	6	19	BASTABLE	1:15.429	1:15.513	0.084
7	444	BUTLER	48.931	15	MERCER	26.745	7	15	MERCER	1:15.965	1:16.066	0.101
8	15	MERCER	49.220	48	WALLIS	26.866	8	33	BISWELL	1:16.037	1:16.037	0.000
9	54	JAMISON	49.474	7	TAYLOR	26.993	9	48	WALLIS	1:16.343	1:16.343	0.000
10	48	WALLIS	49.477	25	DAY	27.024	10	7	TAYLOR	1:16.707	1:16.791	0.084
11	81	MAY	49.705	557	WILTON	27.155	11	25	DAY	1:16.756	1:16.960	0.204
12	7	TAYLOR	49.714	33	BISWELL	27.210	12	54	JAMISON	1:16.950	1:17.057	0.107
13	25	DAY	49.732	27	BROWN	27.368	13	81	MAY	1:17.074	1:17.539	0.465
14	27	BROWN	50.104	81	MAY	27.369	14	27	BROWN	1:17.472	1:17.472	0.000
15	3	ARBON	50.229	54	JAMISON	27.476	15	557	WILTON	1:17.629	1:17.958	0.329
16	557	WILTON	50.474	3	ARBON	27.543	16	3	ARBON	1:17.772	1:17.955	0.183
17	100	HOWTON	50.630	51	BEESLEY	27.616	17	100	HOWTON	1:18.490	1:18.674	0.184
18	132	FIRTH	51.055	132	FIRTH	27.816	18	132	FIRTH	1:18.871	1:19.051	0.180
19	111	DONKERSLEY	51.311	100	HOWTON	27.860	19	51	BEESLEY	1:19.037	1:19.489	0.452
20	21	FINNIS	51.364	21	FINNIS	27.916	20	21	FINNIS	1:19.280	1:19.637	0.357
21	51	BEESLEY	51.421	402	FARR	27.957	21	111	DONKERSLEY	1:19.478	1:19.589	0.111
22	293	SMITH	51.503	293	SMITH	27.991	22	293	SMITH	1:19.494	1:19.739	0.245
23	53	NADIEIEVA	51.818	137	MCPHERSON	28.010	23	53	NADIEIEVA	1:20.035	1:20.035	0.000
24	74	BLACK	52.094	111	DONKERSLEY	28.167	24	137	MCPHERSON	1:20.273	1:20.331	0.058
25	115	SVENSEN	52.175	53	NADIEIEVA	28.217	25	115	SVENSEN	1:20.412	1:20.508	0.096
26	137	MCPHERSON	52.263	115	SVENSEN	28.237	26	74	BLACK	1:20.567	1:20.585	0.018
27	143	WILDING	52.826	74	BLACK	28.473	27	402	FARR	1:20.960	1:20.960	0.000
28	14	DAVIES	52.931	89	SKINNS	28.582	28	143	WILDING	1:21.412	1:21.669	0.257
29	402	FARR	53.003	143	WILDING	28.586	29	14	DAVIES	1:21.661	1:21.695	0.034
30	89	SKINNS	53.186	14	DAVIES	28.730	30	89	SKINNS	1:21.768	1:21.768	0.000
31	128	BENNIE	53.336	75	SVENSEN	28.982	31	128	BENNIE	1:22.340	1:22.576	0.236
32	75	SVENSEN	53.489	128	BENNIE	29.004	32	75	SVENSEN	1:22.471	1:22.598	0.127
33	689	TREVEIL	54.207	689	TREVEIL	29.227	33	689	TREVEIL	1:23.434	1:23.752	0.318
34	55	MANSON-CHUBB	54.932	55	MANSON-CHUBB	29.452	34	55	MANSON-CHUBB	1:24.384	1:24.461	0.077
35												

Weather / Track : Sunny / Dry

Donington Park National: 1.9790 miles
Date: 02/06/2024 Start: 12:19 Finish: 12:30

Results can be found at www.tsl-timing.com

Printed - 12:36 Sunday, 02 June 2024

BMCRC - MRO Championships 2024 - Rnd 4 @ Donington National

BMCRC Thunderbike Sport & BMCRC Supertwins

RACE 8 - STATISTICS

Competitors Started	34
Planned Start	2024-06-02 @ 11:45:00.000
Actual Start	2024-06-02 @ 12:19:19.900
Finish Time	2024-06-02 @ 12:30:36.060
Track Length	1.9790mi.
Total Laps	279
Total Distance Covered	552.1597mi.

Session Fastest Lap History

NO	CL	NAME	LAP TIME	TIME OF DAY	LAP	VEHICLE
9		**Matt WETHERELL**	**1:15.211**	12:21:53.288	2	Suzuki GSXR 600
79	SUP	**James O'MARA**	**1:15.118**	12:23:08.502	3	BMW F900R
9		**Matt WETHERELL**	**1:14.797**	12:24:23.736	4	Suzuki GSXR 600
79	SUP	**James O'MARA**	**1:14.574**	12:25:38.248	5	BMW F900R
79	SUP	**James O'MARA**	**1:14.386**	12:26:52.632	6	BMW F900R
79	SUP	**James O'MARA**	**1:14.207**	12:28:06.840	7	BMW F900R
9		**Matt WETHERELL**	**1:14.111**	12:29:21.879	8	Suzuki GSXR 600

Session Leader History

NO	CL	NAME	FROM LAP	LAPS LED	DISTANCE	VEHICLE
79	SUP	**James O'MARA**	1	1	1.94 miles	BMW F900R
9		**Matt WETHERELL**	2	1	1.97 miles	Suzuki GSXR 600
79	SUP	**James O'MARA**	3	7	13.85 miles	BMW F900R

Flag History

TYPE	TIME OF DAY
GREEN	12:19:19.900
FINISH	12:30:36.060

Flag Statistics

TYPE	COUNT	TOTAL LAPS	TOTAL TIME
Green	1	9	13:29.703
Red	0	0	0.000
Safety Car	0	0	0.000
FCY	0	0	0.000

Weather / Track : Sunny / Dry

Donington Park National: 1.9790 miles
Date: 02/06/2024 Start: 12:19 Finish: 12:30

BMCRC - MRO Championships 2024 - Rnd 4 @ Donington National

BMCRC Thunderbike Sport & BMCRC Supertwins

RACE 8 - STATISTICS

CLASS : 14 Starters

Fastest Lap History

NO	NAME	LAP TIME	TIME OF DAY	LAP	VEHICLE
9	**Matt WETHERELL**	**1:15.211**	12:21:53.288	2	Suzuki GSXR 600
9	**Matt WETHERELL**	**1:14.797**	12:24:23.736	4	Suzuki GSXR 600
9	**Matt WETHERELL**	**1:14.577**	12:25:38.318	5	Suzuki GSXR 600
9	**Matt WETHERELL**	**1:14.422**	12:26:52.738	6	Suzuki GSXR 600
9	**Matt WETHERELL**	**1:14.111**	12:29:21.879	8	Suzuki GSXR 600

Leader History

NO	NAME	FROM LAP	LAPS LED	DISTANCE	VEHICLE
9	**Matt WETHERELL**	1	9	17.77 miles	Suzuki GSXR 600

BMCRC - MRO Championships 2024 - Rnd 4 @ Donington National

BMCRC Thunderbike Sport & BMCRC Supertwins

RACE 8 - STATISTICS

CLASS : R

7 Starters

Fastest Lap History

NO	NAME	LAP TIME	TIME OF DAY	LAP	VEHICLE
7	**Darren TAYLOR**	**1:18.660**	12:22:02.249	2	Kawasaki ZX6R
7	**Darren TAYLOR**	**1:17.433**	12:23:19.681	3	Kawasaki ZX6R
7	**Darren TAYLOR**	**1:16.982**	12:28:30.052	7	Kawasaki ZX6R
7	**Darren TAYLOR**	**1:16.791**	12:29:46.842	8	Kawasaki ZX6R

Leader History

NO	NAME	FROM LAP	LAPS LED	DISTANCE	VEHICLE
7	**Darren TAYLOR**	1	9	17.77 miles	Kawasaki ZX6R

Weather / Track : Sunny / Dry

Donington Park National: 1.9790 miles
Date: 02/06/2024 Start: 12:19 Finish: 12:30

BMCRC - MRO Championships 2024 - Rnd 4 @ Donington National

BMCRC Thunderbike Sport & BMCRC Supertwins

RACE 8 - STATISTICS

CLASS : SUP

13 Starters

Fastest Lap History

NO	NAME	LAP TIME	TIME OF DAY	LAP	VEHICLE
79	**James O'MARA**	**1:15.374**	12:21:53.372	2	BMW F900R
79	**James O'MARA**	**1:15.118**	12:23:08.502	3	BMW F900R
79	**James O'MARA**	**1:14.574**	12:25:38.248	5	BMW F900R
79	**James O'MARA**	**1:14.386**	12:26:52.632	6	BMW F900R
79	**James O'MARA**	**1:14.207**	12:28:06.840	7	BMW F900R

Leader History

NO	NAME	FROM LAP	LAPS LED	DISTANCE	VEHICLE
79	**James O'MARA**	1	9	17.77 miles	BMW F900R

BMCRC - MRO Championships 2024 - Rnd 4 @ Donington National

BMCRC Thunderbike Sport & BMCRC Supertwins

RACE 19 - GRID (8 Laps)

ROW 14					40	114	Richard BATE	
ROW 13	39	11	Malcolm BATE		38	61	James KING	37 90 Jack WOLFF
ROW 12	36	173	Dean RATCLIFF		35	125	Haydon SMITH	1:24.461 34 55 Magnus MANSON-CHUBB
ROW 11	1:23.752 33	689	David TREVEIL		1:22.598 32	75	Tom SVENSEN	1:22.576 31 128 Louisa BENNIE
ROW 10	1:21.768 30	89	Daryl SKINNS		1:21.695 29	14	George DAVIES	1:21.669 28 143 Ralph WILDING
ROW 9	1:20.960 27	402	Kaine FARR		1:20.585 26	74	Daniel BLACK	1:20.508 25 115 James SVENSEN
ROW 8	1:20.331 24	137	Colin MCPHERSON		1:20.035 23	53	Iryna NADIEIEVA	1:19.739 22 293 Leigh SMITH
ROW 7	1:19.637 21	21	Toby FINNIS		1:19.589 20	111	Jake DONKERSLEY	1:19.489 19 51 Paul BEESLEY
ROW 6	1:19.051 18	132	Andrew FIRTH		1:18.674 17	100	Craig HOWTON	1:17.958 16 557 John WILTON
ROW 5	1:17.955 15	3	Oliver ARBON		1:17.539 14	81	Malvern MAY	1:17.472 13 27 Ben BROWN
ROW 4	1:17.057 12	54	Adam JAMISON		1:16.960 11	25	Harrison DAY	1:16.791 10 7 Darren TAYLOR
ROW 3	1:16.343 9	48	Shaun WALLIS		1:16.066 8	15	Daniel MERCER	1:16.037 7 33 Mark BISWELL
ROW 2	1:15.513 6	19	Simon BASTABLE		1:15.455 5	69	Tony RUSSO	1:15.293 4 77 Joe WHITE
ROW 1	1:15.078 3	444	Vincent BUTLER		1:14.207 2	79	James O'MARA	1:14.111 1 9 Matt WETHERELL

Pole

These results are provisional until the conclusion of any judicial and technical matters.

Donington Park National: 1.9790 miles

Clerk Of Course:	Stewards:	Timekeeper: Craig Smith	

Results can be found at www.tsl-timing.com

Printed - 12:40 Sunday, 02 June 2024

BMCRC - MRO Championships 2024 - Rnd 4 @ Donington National

BMCRC Thunderbike Sport & BMCRC Supertwins

RACE 19 - CLASSIFICATION

Race Distance: 8 Laps / 15.83 miles

POS	NO	CL	PIC	NAME	ENTRY	LAPS	TIME	GAP	DIFF	MPH	BEST	ON	GRD	↑↓
1	79	SUP	1	James O'MARA	BMW F900R -	8	9:59.880			94.78	1:13.880	6	2	1
2	9		1	Matt WETHERELL	Suzuki GSXR 600 - Lamonde Racing	8	10:00.055	0.175	0.175	94.75	1:13.536	6	1	-1
3	69		2	Tony RUSSO	Yamaha R6 - Wymark Lubricants	8	10:10.196	10.316	10.141	93.18	1:15.094	8	5	2
4	33		3	Mark BISWELL	Yamaha FZR600R - Bizzle Bikesport	8	10:10.555	10.675	0.359	93.12	1:15.472	4	7	3
5	77		4	Joe WHITE	Suzuki GSXR 600 MAIN - The Race Shack /Just In Graphics	8	10:14.446	14.566	3.891	92.53	1:16.075	4	4	-1
6	19	SUP	2	Simon BASTABLE	BMW F900R - WSCperformance.co.uk	8	10:14.932	15.052	0.486	92.46	1:15.887	8	6	0
7	48		5	Shaun WALLIS	Yamaha R6 - MBC Despatch Racing	8	10:25.651	25.771	10.719	90.88	1:16.545	2	9	2
8	15		6	Daniel MERCER	Yamaha R6 - Merc&Co Racing, Apex2Apex promotions, Elec	8	10:25.834	25.954	0.183	90.85	1:16.321	2	8	0
9	7	R	1	Darren TAYLOR	Kawasaki ZX6R - Watton Auto Centre	8	10:27.398	27.518	1.564	90.62	1:17.243	2	10	1
10	25		7	Harrison DAY	Yamaha R6 -	8	10:27.562	27.682	0.164	90.60	1:17.174	3	11	1
11	3	SUP	3	Oliver ARBON	Suzuki SV650 - TT Plumbing & Heating	8	10:28.983	29.103	1.421	90.40	1:17.519	8	15	4
12	100	SUP	4	Craig HOWTON	Kawasaki ER6N - ME	8	10:37.074	37.194	8.091	89.25	1:18.454	6	17	5
13	81	SUP	5	Malvern MAY	Aprilia RS660 - IMP racing	8	10:37.263	37.383	0.189	89.22	1:18.239	4	14	1
14	132	SUP	6	Andrew FIRTH	BMW F900R - LTRmotorcycles.co.uk / RST / HEL	8	10:37.840	37.960	0.577	89.14	1:18.288	6	18	4
15	557	R	2	John WILTON	Yamaha R6 - Repetition Roasters	8	10:49.210	49.330	11.370	87.58	1:19.029	8	16	1
16	53	SUP	7	Iryna NADIEIEVA	Yamaha YZF R7 -	8	10:50.820	50.940	1.610	87.36	1:19.699	7	23	7
17	293		8	Leigh SMITH	Suzuki SV650 - Smiths Mechanical Support Ltd, Lamonde Au	8	10:51.105	51.225	0.285	87.32	1:19.599	7	22	5
18	115	SUP	8	James SVENSEN	Suzuki SV650S - Team TSR - HCL - RG Racing	8	10:51.199	51.319	0.094	87.31	1:19.928	7	25	7
19	402	R	3	Kaine FARR	Suzuki GSXR - The Elms B&B Snetterton	8	10:59.853	59.973	8.654	86.17	1:20.788	8	27	8
20	137		9	Colin MCPHERSON	Yamaha R6 -	8	11:04.376	1:04.496	4.523	85.58	1:21.723	6	24	4
21	74	SUP	9	Daniel BLACK	Suzukis SV650 - DAD	8	11:05.115	1:05.235	0.739	85.48	1:21.453	7	26	5
22	143	SUP	10	Ralph WILDING	Suzuki SV650 - wife	8	11:07.706	1:07.826	2.591	85.15	1:21.819	7	28	6
23	128	SUP	11	Louisa BENNIE	Yamaha 700 -	8	11:08.181	1:08.301	0.475	85.09	1:21.635	6	31	8
24	89	R	4	Daryl SKINNS	Suzuki GSXR 750 - Indoor Climate Systems UK LTD	8	11:08.555	1:08.675	0.374	85.05	1:21.042	7	30	6
25	14	R	5	George DAVIES	Suzuki SV650 - little T's Childcare , JClay Fitness	8	11:12.132	1:12.252	3.577	84.59	1:22.494	3	29	4
26	75	R	6	Tom SVENSEN	Suzuki SV650 - Team TSR - HCL Carsales - RG racing	8	11:19.703	1:19.823	7.571	83.65	1:23.292	5	32	6
27	55	R	7	Magnus MANSON-CHUBB	KAWASAKI ZXR400L -	8	11:19.928	1:20.048	0.225	83.62	1:22.801	6	34	7
28	689		10	David TREVEIL	Yamaha YZF-R6 -	8	11:23.442	1:23.562	3.514	83.19	1:23.549	5	33	5

NOT CLASSIFIED

DNF	54			Adam JAMISON	Yamaha R6 - Team AJR	2	2:38.707	6 Laps	6 Laps	88.92	1:17.074	2	12	

FASTEST LAP

9		Matt WETHERELL	Suzuki GSXR 600 - Lamonde Racing	6	1:13.536	96.88 mph	155.92 kph
79	SUP	James O'MARA	BMW F900R -	6	1:13.880	96.43 mph	155.19 kph
7	R	Darren TAYLOR	Kawasaki ZX6R - Watton Auto Centre	2	1:17.243	92.23 mph	148.44 kph

Comments:
Class SUP - 92.5% of Race Speed = 87.67 mph
Class - 92.5% of Race Speed = 87.64 mph
Class R - 92.5% of Race Speed = 83.82 mph

Weather / Track : Sunny / Dry
These results are provisional until the conclusion of any judicial and technical matters.

Date: 02/06/2024 Start: 16:18 Finish: 16:28
Donington Park National: 1.9790 miles

Clerk Of Course:	Stewards:	Timekeeper: Craig Smith	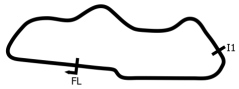

Results can be found at www.tsl-timing.com

Printed - 16:31 Sunday, 02 June 2024

BMCRC - MRO Championships 2024 - Rnd 4 @ Donington National

BMCRC Thunderbike Sport & BMCRC Supertwins

RACE 19 - LAP CHART

LAP 1 @ 16:19:50.696

NO	BEHIND	LAP TIME
9		1:18.401
79	0.092	1:18.493
77	0.759	1:19.160
19	1.099	1:19.500
69	2.024	1:20.425
33	2.131	1:20.532
54	3.232	1:21.633
48	4.405	1:22.806
15	4.901	1:23.302
7	5.485	1:23.886
3	5.900	1:24.301
25	6.041	1:24.442
100	6.581	1:24.982
81	7.136	1:25.537
132	7.753	1:26.154
557	7.990	1:26.391
53	8.262	1:26.663
293	8.902	1:27.303
402	9.462	1:27.863
115	9.946	1:28.347
137	10.661	1:29.062
74	10.915	1:29.316
128	11.733	1:30.134
143	11.826	1:30.227
75	12.714	1:31.115
14	13.165	1:31.566
55	13.387	1:31.788
89	14.040	1:32.441
689	16.106	1:34.507

LAP 2 @ 16:21:06.015

NO	BEHIND	LAP TIME
79		1:15.227
9	0.666	1:15.985
77	2.746	1:17.306
69	2.769	1:16.064
19	3.008	1:17.228
33	3.096	1:16.284
54	4.987	1:17.074
48	5.631	1:16.545
15	5.903	1:16.321
7	7.409	1:17.243
3	8.228	1:17.647
25	8.326	1:17.604
100	10.317	1:19.055
81	10.647	1:18.830
132	11.131	1:18.697
557	13.280	1:20.609
53	14.104	1:21.161
293	14.337	1:20.754
115	15.755	1:21.128
402	16.792	1:22.649
137	17.561	1:22.219
74	17.823	1:22.227
128	19.134	1:22.720
143	20.183	1:23.676
14	20.906	1:23.060
75	21.603	1:24.208
55	21.834	1:23.766
89	22.808	1:24.087
689	25.148	1:24.361

LAP 3 @ 16:22:20.559

NO	BEHIND	LAP TIME
79		1:14.544
9	1.210	1:15.088
69	3.968	1:15.743
33	4.067	1:15.515
77	5.045	1:16.843
19	5.283	1:16.819
48	9.166	1:18.079
15	9.407	1:18.048
7	10.554	1:17.689
25	10.956	1:17.174
3	11.645	1:17.961
100	14.919	1:19.146
81	15.050	1:18.947
132	15.926	1:19.339
557	19.262	1:20.526
53	20.585	1:21.025
293	20.739	1:20.946
115	21.926	1:20.715
402	24.407	1:22.159
137	25.502	1:22.485
74	25.777	1:22.498
128	27.371	1:22.781
143	28.354	1:22.715
14	28.856	1:22.494
89	31.112	1:22.848
75	31.314	1:24.255
55	31.698	1:24.408
689	34.563	1:23.959

LAP 4 @ 16:23:35.238

NO	BEHIND	LAP TIME
79		1:14.679
9	1.044	1:14.513
33	4.860	1:15.472
69	5.300	1:16.011
77	6.441	1:16.075
19	6.643	1:16.039
15	12.972	1:18.244
48	13.135	1:18.648
7	14.005	1:18.130
25	14.115	1:17.838
3	14.661	1:17.695
81	18.610	1:18.239
100	19.415	1:19.175
132	20.369	1:19.122
557	25.678	1:21.095
53	26.417	1:20.511
293	26.630	1:20.570
115	27.789	1:20.542
402	32.609	1:22.881
137	33.881	1:23.058
74	34.195	1:23.097
128	35.278	1:22.586
143	36.374	1:22.699
14	36.865	1:22.688
89	38.978	1:22.545
75	41.130	1:24.495
55	41.343	1:24.324
689	44.715	1:24.831

LAP 5 @ 16:24:49.484

NO	BEHIND	LAP TIME
79		1:14.246
9	0.852	1:14.054
33	6.344	1:15.730
69	6.698	1:15.644
77	8.318	1:16.123
19	8.635	1:16.238
15	16.150	1:17.424
48	16.709	1:17.820
7	17.489	1:17.730
25	17.719	1:17.850
3	18.385	1:17.970
81	22.762	1:18.398
100	23.925	1:18.756
132	24.671	1:18.548
557	31.990	1:20.558
53	32.929	1:20.758
293	33.155	1:20.771
115	33.511	1:19.968
402	39.898	1:21.535
137	41.457	1:21.822
74	42.255	1:22.306
128	43.341	1:22.309
143	44.160	1:22.032
14	45.482	1:22.863
89	46.588	1:21.856
75	50.176	1:23.292
55	50.328	1:23.231
689	54.018	1:23.549

LAP 6 @ 16:26:03.364

NO	BEHIND	LAP TIME
79		1:13.880
9	0.508	1:13.536
33	7.996	1:15.532
69	8.200	1:15.382
77	10.582	1:16.144
19	12.016	1:17.261
15	19.651	1:17.381
48	20.204	1:17.375
7	21.126	1:17.517
25	21.347	1:17.508
3	22.561	1:18.056
81	27.959	1:19.077
100	28.499	1:18.454
132	29.079	1:18.288
557	38.690	1:20.580
53	39.638	1:20.589
293	39.882	1:20.607
115	40.187	1:20.556
402	46.892	1:20.874
137	49.300	1:21.723
74	50.292	1:21.917
128	51.096	1:21.635
143	52.291	1:22.011
89	54.038	1:21.330
14	54.798	1:23.196
55	59.249	1:22.801
75	1:00.160	1:23.864
689	1:04.330	1:24.192

LAP 7 @ 16:27:17.520

NO	BEHIND	LAP TIME
79		1:14.156
9	0.400	1:14.048
33	9.772	1:15.932
69	9.877	1:15.833
77	12.811	1:16.385
19	13.820	1:15.960
15	23.143	1:17.648
48	23.431	1:17.383
7	24.550	1:17.580
25	24.668	1:17.477
3	26.239	1:17.834
81	32.849	1:19.046
100	32.997	1:18.654
132	33.249	1:18.326
557	44.956	1:20.422
53	45.181	1:19.699
293	45.325	1:19.599
115	45.959	1:19.928
402	53.840	1:21.104
137	56.889	1:21.745
74	57.589	1:21.453
128	59.295	1:22.355
143	59.954	1:21.819
89	1:00.924	1:21.042
14	1:03.682	1:23.040
55	1:08.022	1:22.929
75	1:09.522	1:23.518
689	1:14.444	1:24.270

LAP 8 @ 16:28:32.175

NO	BEHIND	LAP TIME
79		1:14.655
9	0.175	1:14.430
69	10.316	1:15.094
33	10.675	1:15.558
77	14.566	1:16.410
19	15.052	1:15.887
48	25.771	1:16.995
15	25.954	1:17.466
7	27.518	1:17.623
25	27.682	1:17.669
3	29.103	1:17.519
100	37.194	1:18.852
81	37.383	1:19.189
132	37.960	1:19.366
557	49.330	1:19.029
53	50.940	1:20.414
293	51.225	1:20.555
115	51.319	1:20.015
402	59.973	1:20.788
137	1:04.496	1:22.262
74	1:05.235	1:22.301
143	1:07.826	1:22.527
128	1:08.301	1:23.661
89	1:08.675	1:22.406
14	1:12.252	1:23.225
75	1:19.823	1:24.956
55	1:20.048	1:26.681
689	1:23.562	1:23.773

Weather / Track : Sunny / Dry

Donington Park National: 1.9790 miles
Date: 02/06/2024 Start: 16:18 Finish: 16:28

Results can be found at www.tsl-timing.com

Printed - 16:31 Sunday, 02 June 2024

BMCRC - MRO Championships 2024 - Rnd 4 @ Donington National

BMCRC Thunderbike Sport & BMCRC Supertwins

RACE 19 - POSITION CHART

No	Name	Lap Pos	1	2	3	4	5	6	7	8
9	WETHERELL	1	9	79	79	79	79	79	79	79
79	O'MARA	2	79	9	9	9	9	9	9	9
77	WHITE	3	77	77	69	33	33	33	33	69
69	RUSSO	4	19	69	33	69	69	69	69	33
19	BASTABLE	5	69	19	77	77	77	77	77	77
33	BISWELL	6	33	33	19	19	19	19	19	19
15	MERCER	7	54	54	48	15	15	15	15	48
48	WALLIS	8	48	48	15	48	48	48	48	15
7	TAYLOR	9	15	15	7	7	7	7	7	7
25	DAY	10	7	7	25	25	25	25	25	25
54	JAMISON	11	3	3	3	3	3	3	3	3
81	MAY	12	25	25	100	81	81	81	81	100
3	ARBON	13	100	100	81	100	100	100	100	81
557	WILTON	14	81	81	132	132	132	132	132	132
100	HOWTON	15	132	132	557	557	557	557	557	557
132	FIRTH	16	557	557	53	53	53	53	53	53
293	SMITH	17	53	53	293	293	293	293	293	293
53	NADIEIEVA	18	293	293	115	115	115	115	115	115
137	MCPHERSON	19	402	115	402	402	402	402	402	402
115	SVENSEN	20	115	402	137	137	137	137	137	137
74	BLACK	21	137	137	74	74	74	74	74	74
402	FARR	22	74	74	128	128	128	128	128	143
143	WILDING	23	128	128	143	143	143	143	143	128
14	DAVIES	24	143	143	14	14	14	89	89	89
89	SKINNS	25	75	14	89	89	89	14	14	14
128	BENNIE	26	14	75	75	75	75	55	55	75
75	SVENSEN	27	55	55	55	55	55	75	75	55
689	TREVEIL	28	89	89	689	689	689	689	689	689
55	MANSON-CHUBB	29	689	689						

Weather / Track : Sunny / Dry

Donington Park National: 1.9790 miles
Date: 02/06/2024 Start: 16:18 Finish: 16:28

Results can be found at www.tsl-timing.com

Printed - 16:31 Sunday, 02 June 2024

BMCRC - MRO Championships 2024 - Rnd 4 @ Donington National

BMCRC Thunderbike Sport & BMCRC Supertwins

RACE 19 - SECTOR ANALYSIS

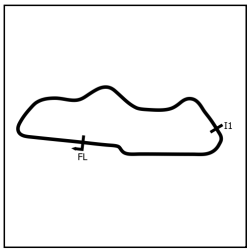

SECTOR 1 = FL to I1, SECTOR 2 = I1 to FL, DIFF = Difference To Personal Best Lap, P = Crossed Finish Line in Pit Lane, D = Time Disallowed

P1 79 SUP James O'MARA BMW F900R -

IDEAL LAP TIME : 1:13.854 BEST LAP TIME : 1:13.880 DIFFERENCE : 0.026

LAP	SECTOR 1	SECTOR 2	LAP TIME	MPH	DIFF	TIME OF DAY
1 -		27.056	1:18.493	90.76	4.613	16:19:50.788
2 -	48.575	26.652	1:15.227	94.70	1.347	16:21:06.015
3 -	48.032	26.512	1:14.544	95.57	0.664	16:22:20.559
4 -	48.136	26.543	1:14.679	95.40	0.799	16:23:35.238
5 -	47.935	26.311	1:14.246 (3)	95.95	0.366	16:24:49.484
6 -	47.674	***26.206***	***1:13.880 (1)***	***96.43***		***16:26:03.364***
7 -	***47.648***	26.508	1:14.156 (2)	96.07	0.276	16:27:17.520
8 -	48.000	26.655	1:14.655	95.43	0.775	16:28:32.175

P2 9 Matt WETHERELL Suzuki GSXR 600 - Lamonde Racing

IDEAL LAP TIME : 1:13.536 BEST LAP TIME : 1:13.536 DIFFERENCE : 0.000

LAP	SECTOR 1	SECTOR 2	LAP TIME	MPH	DIFF	TIME OF DAY
1 -		26.797	1:18.401	90.87	4.865	16:19:50.696
2 -	48.873	27.112	1:15.985	93.76	2.449	16:21:06.681
3 -	48.365	26.723	1:15.088	94.88	1.552	16:22:21.769
4 -	48.067	26.446	1:14.513	95.61	0.977	16:23:36.282
5 -	47.743	26.311	1:14.054 (3)	96.20	0.518	16:24:50.336
6 -	***47.499***	***26.037***	***1:13.536 (1)***	***96.88***		***16:26:03.872***
7 -	47.801	26.247	1:14.048 (2)	96.21	0.512	16:27:17.920
8 -	47.814	26.616	1:14.430	95.72	0.894	16:28:32.350

P3 69 Tony RUSSO Yamaha R6 - Wymark Lubricants

IDEAL LAP TIME : 1:14.993 BEST LAP TIME : 1:15.094 DIFFERENCE : 0.101

LAP	SECTOR 1	SECTOR 2	LAP TIME	MPH	DIFF	TIME OF DAY
1 -		27.092	1:20.425	88.58	5.331	16:19:52.720
2 -	48.910	27.154	1:16.064	93.66	0.970	16:21:08.784
3 -	48.843	26.900	1:15.743	94.06	0.649	16:22:24.527
4 -	49.074	26.937	1:16.011	93.73	0.917	16:23:40.538
5 -	48.785	26.859	1:15.644 (3)	94.18	0.550	16:24:56.182
6 -	48.766	***26.616***	1:15.382 (2)	94.51	0.288	16:26:11.564
7 -	48.869	26.964	1:15.833	93.95	0.739	16:27:27.397
8 -	***48.377***	26.717	***1:15.094 (1)***	***94.87***		***16:28:42.491***

P4 33 Mark BISWELL Yamaha FZR600R - Bizzle Bikesport

IDEAL LAP TIME : 1:15.133 BEST LAP TIME : 1:15.472 DIFFERENCE : 0.339

LAP	SECTOR 1	SECTOR 2	LAP TIME	MPH	DIFF	TIME OF DAY
1 -		26.839	1:20.532	88.46	5.060	16:19:52.827
2 -	***48.523***	27.761	1:16.284	93.39	0.812	16:21:09.111
3 -	48.905	***26.610***	1:15.515 (2)	94.34	0.043	16:22:24.626
4 -	48.746	26.726	***1:15.472 (1)***	***94.40***		***16:23:40.098***
5 -	49.035	26.695	1:15.730	94.07	0.258	16:24:55.828
6 -	48.795	26.737	1:15.532 (3)	94.32	0.060	16:26:11.360
7 -	48.952	26.980	1:15.932	93.82	0.460	16:27:27.292
8 -	48.888	26.670	1:15.558	94.29	0.086	16:28:42.850

P5 77 Joe WHITE Suzuki GSXR 600 MAIN - The Race Shack /Just In Graphics

IDEAL LAP TIME : 1:15.692 BEST LAP TIME : 1:16.075 DIFFERENCE : 0.383

LAP	SECTOR 1	SECTOR 2	LAP TIME	MPH	DIFF	TIME OF DAY
1 -		27.011	1:19.160	90.00	3.085	16:19:51.455
2 -	49.742	27.564	1:17.306	92.16	1.231	16:21:08.761
3 -	49.976	26.867	1:16.843	92.71	0.768	16:22:25.604
4 -	***48.842***	27.233	***1:16.075 (1)***	***93.65***		***16:23:41.679***
5 -	49.273	***26.850***	1:16.123 (2)	93.59	0.048	16:24:57.802
6 -	49.166	26.978	1:16.144 (3)	93.56	0.069	16:26:13.946
7 -	49.386	26.999	1:16.385	93.27	0.310	16:27:30.331
8 -	49.271	27.139	1:16.410	93.24	0.335	16:28:46.741

Weather / Track : Sunny / Dry

Donington Park National: 1.9790 miles
Date: 02/06/2024 Start: 16:18 Finish: 16:28

BMCRC - MRO Championships 2024 - Rnd 4 @ Donington National

BMCRC Thunderbike Sport & BMCRC Supertwins

RACE 19 - SECTOR ANALYSIS

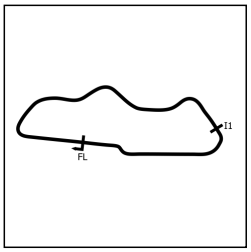

SECTOR 1 = FL to I1, SECTOR 2 = I1 to FL, DIFF = Difference To Personal Best Lap, P = Crossed Finish Line in Pit Lane, D = Time Disallowed

P6 19 SUP Simon BASTABLE BMW F900R - WSCperformance.co.uk

IDEAL LAP TIME : 1:15.725 BEST LAP TIME : 1:15.887 DIFFERENCE : 0.162

LAP	SECTOR 1	SECTOR 2	LAP TIME	MPH	DIFF	TIME OF DAY
1 -		27.076	1:19.500	89.61	3.613	16:19:51.795
2 -	49.084	28.144	1:17.228	92.25	1.341	16:21:09.023
3 -	49.489	27.330	1:16.819	92.74	0.932	16:22:25.842
4 -	49.100	26.939	1:16.039 (3)	93.69	0.152	16:23:41.881
5 -	49.344	***26.894***	1:16.238	93.45	0.351	16:24:58.119
6 -	49.174	28.087	1:17.261	92.21	1.374	16:26:15.380
7 -	49.009	26.951	1:15.960 (2)	93.79	0.073	16:27:31.340
8 -	***48.831***	27.056	***1:15.887 (1)***	***93.88***		***16:28:47.227***

P7 48 Shaun WALLIS Yamaha R6 - MBC Despatch Racing

IDEAL LAP TIME : 1:16.317 BEST LAP TIME : 1:16.545 DIFFERENCE : 0.228

LAP	SECTOR 1	SECTOR 2	LAP TIME	MPH	DIFF	TIME OF DAY
1 -		27.399	1:22.806	86.03	6.261	16:19:55.101
2 -	***49.428***	27.117	***1:16.545 (1)***	***93.07***		***16:21:11.646***
3 -	50.338	27.741	1:18.079	91.24	1.534	16:22:29.725
4 -	50.744	27.904	1:18.648	90.58	2.103	16:23:48.373
5 -	50.495	27.325	1:17.820	91.55	1.275	16:25:06.193
6 -	50.232	27.143	1:17.375 (3)	92.07	0.830	16:26:23.568
7 -	50.137	27.246	1:17.383	92.06	0.838	16:27:40.951
8 -	50.106	***26.889***	1:16.995 (2)	92.53	0.450	16:28:57.946

P8 15 Daniel MERCER Yamaha R6 - Merc&Co Racing, Apex2Apex promotions, Electric

IDEAL LAP TIME : 1:15.996 BEST LAP TIME : 1:16.321 DIFFERENCE : 0.325

LAP	SECTOR 1	SECTOR 2	LAP TIME	MPH	DIFF	TIME OF DAY
1 -		27.521	1:23.302	85.52	6.981	16:19:55.597
2 -	***49.514***	26.807	***1:16.321 (1)***	***93.35***		***16:21:11.918***
3 -	50.411	27.637	1:18.048	91.28	1.727	16:22:29.966
4 -	50.889	27.355	1:18.244	91.05	1.923	16:23:48.210
5 -	50.334	27.090	1:17.424 (3)	92.02	1.103	16:25:05.634
6 -	50.512	26.869	1:17.381 (2)	92.07	1.060	16:26:23.015
7 -	50.514	27.134	1:17.648	91.75	1.327	16:27:40.663
8 -	50.984	***26.482***	1:17.466	91.97	1.145	16:28:58.129

P9 7 R Darren TAYLOR Kawasaki ZX6R - Watton Auto Centre

IDEAL LAP TIME : 1:17.243 BEST LAP TIME : 1:17.243 DIFFERENCE : 0.000

LAP	SECTOR 1	SECTOR 2	LAP TIME	MPH	DIFF	TIME OF DAY
1 -		27.771	1:23.886	84.93	6.643	16:19:56.181
2 -	***50.055***	***27.188***	***1:17.243 (1)***	***92.23***		***16:21:13.424***
3 -	50.198	27.491	1:17.689	91.70	0.446	16:22:31.113
4 -	50.605	27.525	1:18.130	91.18	0.887	16:23:49.243
5 -	50.336	27.394	1:17.730	91.65	0.487	16:25:06.973
6 -	50.233	27.284	1:17.517 (2)	91.91	0.274	16:26:24.490
7 -	50.100	27.480	1:17.580 (3)	91.83	0.337	16:27:42.070
8 -	50.377	27.246	1:17.623	91.78	0.380	16:28:59.693

P10 25 Harrison DAY Yamaha R6 -

IDEAL LAP TIME : 1:17.116 BEST LAP TIME : 1:17.174 DIFFERENCE : 0.058

LAP	SECTOR 1	SECTOR 2	LAP TIME	MPH	DIFF	TIME OF DAY
1 -		28.214	1:24.442	84.37	7.268	16:19:56.737
2 -	50.324	27.280	1:17.604	91.80	0.430	16:21:14.341
3 -	***49.894***	27.280	***1:17.174 (1)***	***92.31***		***16:22:31.515***
4 -	50.251	27.587	1:17.838	91.53	0.664	16:23:49.353
5 -	50.331	27.519	1:17.850	91.51	0.676	16:25:07.203
6 -	50.147	27.361	1:17.508 (3)	91.92	0.334	16:26:24.711
7 -	50.027	27.450	1:17.477 (2)	91.95	0.303	16:27:42.188
8 -	50.447	***27.222***	1:17.669	91.73	0.495	16:28:59.857

Weather / Track : Sunny / Dry

Donington Park National: 1.9790 miles
Date: 02/06/2024 Start: 16:18 Finish: 16:28

BMCRC - MRO Championships 2024 - Rnd 4 @ Donington National

BMCRC Thunderbike Sport & BMCRC Supertwins

RACE 19 - SECTOR ANALYSIS

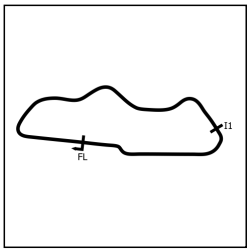

SECTOR 1 = FL to I1, SECTOR 2 = I1 to FL, DIFF = Difference To Personal Best Lap, P = Crossed Finish Line in Pit Lane, D = Time Disallowed

P11 3 SUP Oliver ARBON — Suzuki SV650 - TT Plumbing & Heating

IDEAL LAP TIME : 1:17.443 BEST LAP TIME : 1:17.519 DIFFERENCE : 0.076

LAP	SECTOR 1	SECTOR 2	LAP TIME	MPH	DIFF	TIME OF DAY
1 -		28.422	1:24.301	84.51	6.782	16:19:56.596
2 -	50.125	***27.522***	1:17.647 **(2)**	91.75	0.128	16:21:14.243
3 -	50.380	27.581	1:17.961	91.38	0.442	16:22:32.204
4 -	49.945	27.750	1:17.695 **(3)**	91.70	0.176	16:23:49.899
5 -	50.092	27.878	1:17.970	91.37	0.451	16:25:07.869
6 -	50.492	27.564	1:18.056	91.27	0.537	16:26:25.925
7 -	50.298	27.536	1:17.834	91.53	0.315	16:27:43.759
8 -	***49.921***	27.598	***1:17.519*** **(1)**	***91.90***		***16:29:01.278***

P12 100 SUP Craig HOWTON — Kawasaki ER6N - ME

IDEAL LAP TIME : 1:18.361 BEST LAP TIME : 1:18.454 DIFFERENCE : 0.093

LAP	SECTOR 1	SECTOR 2	LAP TIME	MPH	DIFF	TIME OF DAY
1 -		28.428	1:24.982	83.83	6.528	16:19:57.277
2 -	50.811	28.244	1:19.055	90.12	0.601	16:21:16.332
3 -	***50.496***	28.650	1:19.146	90.01	0.692	16:22:35.478
4 -	50.907	28.268	1:19.175	89.98	0.721	16:23:54.653
5 -	50.519	28.237	1:18.756 **(3)**	90.46	0.302	16:25:13.409
6 -	50.589	***27.865***	***1:18.454*** **(1)**	***90.81***		***16:26:31.863***
7 -	50.596	28.058	1:18.654 **(2)**	90.58	0.200	16:27:50.517
8 -	50.672	28.180	1:18.852	90.35	0.398	16:29:09.369

P13 81 SUP Malvern MAY — Aprilia RS660 - IMP racing

IDEAL LAP TIME : 1:18.190 BEST LAP TIME : 1:18.239 DIFFERENCE : 0.049

LAP	SECTOR 1	SECTOR 2	LAP TIME	MPH	DIFF	TIME OF DAY
1 -		28.992	1:25.537	83.29	7.298	16:19:57.832
2 -	***50.134***	28.696	1:18.830 **(3)**	90.37	0.591	16:21:16.662
3 -	50.444	28.503	1:18.947	90.24	0.708	16:22:35.609
4 -	50.177	28.062	***1:18.239*** **(1)**	***91.06***		***16:23:53.848***
5 -	50.342	***28.056***	1:18.398 **(2)**	90.87	0.159	16:25:12.246
6 -	50.797	28.280	1:19.077	90.09	0.838	16:26:31.323
7 -	50.760	28.286	1:19.046	90.13	0.807	16:27:50.369
8 -	50.971	28.218	1:19.189	89.97	0.950	16:29:09.558

P14 132 SUP Andrew FIRTH — BMW F900R - LTRmotorcycles.co.uk / RST / HEL

IDEAL LAP TIME : 1:18.147 BEST LAP TIME : 1:18.288 DIFFERENCE : 0.141

LAP	SECTOR 1	SECTOR 2	LAP TIME	MPH	DIFF	TIME OF DAY
1 -		28.410	1:26.154	82.69	7.866	16:19:58.449
2 -	50.949	27.748	1:18.697	90.53	0.409	16:21:17.146
3 -	51.171	28.168	1:19.339	89.79	1.051	16:22:36.485
4 -	51.201	27.921	1:19.122	90.04	0.834	16:23:55.607
5 -	50.845	27.703	1:18.548 **(3)**	90.70	0.260	16:25:14.155
6 -	50.716	***27.572***	***1:18.288*** **(1)**	***91.00***		***16:26:32.443***
7 -	***50.575***	27.751	1:18.326 **(2)**	90.96	0.038	16:27:50.769
8 -	51.107	28.259	1:19.366	89.76	1.078	16:29:10.135

P15 557 R John WILTON — Yamaha R6 - Repetition Roasters

IDEAL LAP TIME : 1:19.029 BEST LAP TIME : 1:19.029 DIFFERENCE : 0.000

LAP	SECTOR 1	SECTOR 2	LAP TIME	MPH	DIFF	TIME OF DAY
1 -		29.064	1:26.391	82.46	7.362	16:19:58.686
2 -	52.689	27.920	1:20.609	88.38	1.580	16:21:19.295
3 -	51.904	28.622	1:20.526 **(3)**	88.47	1.497	16:22:39.821
4 -	52.350	28.745	1:21.095	87.85	2.066	16:24:00.916
5 -	52.498	28.060	1:20.558	88.44	1.529	16:25:21.474
6 -	52.234	28.346	1:20.580	88.41	1.551	16:26:42.054
7 -	51.831	28.591	1:20.422 **(2)**	88.59	1.393	16:28:02.476
8 -	***51.435***	***27.594***	***1:19.029*** **(1)**	***90.15***		***16:29:21.505***

Weather / Track : Sunny / Dry

Donington Park National: 1.9790 miles
Date: 02/06/2024 Start: 16:18 Finish: 16:28

BMCRC - MRO Championships 2024 - Rnd 4 @ Donington National

BMCRC Thunderbike Sport & BMCRC Supertwins

RACE 19 - SECTOR ANALYSIS

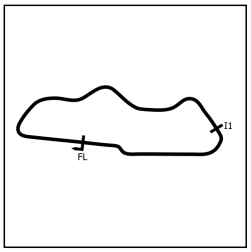

SECTOR 1 = FL to I1, SECTOR 2 = I1 to FL, DIFF = Difference To Personal Best Lap, P = Crossed Finish Line in Pit Lane, D = Time Disallowed

P16 53 SUP Iryna NADIEIEVA Yamaha YZF R7 -

IDEAL LAP TIME : 1:19.699 BEST LAP TIME : 1:19.699 DIFFERENCE : 0.000

LAP	SECTOR 1	SECTOR 2	LAP TIME	MPH	DIFF	TIME OF DAY
1 -		28.540	1:26.663	82.21	6.964	16:19:58.958
2 -	52.721	28.440	1:21.161	87.78	1.462	16:21:20.119
3 -	52.058	28.967	1:21.025	87.93	1.326	16:22:41.144
4 -	51.916	28.595	1:20.511 (3)	88.49	0.812	16:24:01.655
5 -	52.085	28.673	1:20.758	88.22	1.059	16:25:22.413
6 -	51.877	28.712	1:20.589	88.40	0.890	16:26:43.002
7 -	***51.302***	***28.397***	***1:19.699 (1)***	***89.39***		***16:28:02.701***
8 -	51.828	28.586	1:20.414 (2)	88.59	0.715	16:29:23.115

P17 293 Leigh SMITH Suzuki SV650 - Smiths Mechanical Support Ltd, Lamonde Autor

IDEAL LAP TIME : 1:19.599 BEST LAP TIME : 1:19.599 DIFFERENCE : 0.000

LAP	SECTOR 1	SECTOR 2	LAP TIME	MPH	DIFF	TIME OF DAY
1 -		28.688	1:27.303	81.60	7.704	16:19:59.598
2 -	52.402	28.352	1:20.754	88.22	1.155	16:21:20.352
3 -	52.187	28.759	1:20.946	88.01	1.347	16:22:41.298
4 -	52.226	28.344	1:20.570 (3)	88.42	0.971	16:24:01.868
5 -	52.220	28.551	1:20.771	88.20	1.172	16:25:22.639
6 -	51.829	28.778	1:20.607	88.38	1.008	16:26:43.246
7 -	***51.398***	***28.201***	***1:19.599 (1)***	***89.50***		***16:28:02.845***
8 -	52.000	28.555	1:20.555 (2)	88.44	0.956	16:29:23.400

P18 115 SUP James SVENSEN Suzuki SV650S - Team TSR - HCL - RG Racing

IDEAL LAP TIME : 1:19.804 BEST LAP TIME : 1:19.928 DIFFERENCE : 0.124

LAP	SECTOR 1	SECTOR 2	LAP TIME	MPH	DIFF	TIME OF DAY
1 -		29.287	1:28.347	80.64	8.419	16:20:00.642
2 -	52.632	28.496	1:21.128	87.81	1.200	16:21:21.770
3 -	51.818	28.897	1:20.715	88.26	0.787	16:22:42.485
4 -	51.872	28.670	1:20.542	88.45	0.614	16:24:03.027
5 -	51.769	***28.199***	1:19.968 (2)	89.09	0.040	16:25:22.995
6 -	51.895	28.661	1:20.556	88.44	0.628	16:26:43.551
7 -	51.701	28.227	***1:19.928 (1)***	***89.13***		***16:28:03.479***
8 -	***51.605***	28.410	1:20.015 (3)	89.04	0.087	16:29:23.494

P19 402 R Kaine FARR Suzuki GSXR - The Elms B&B Snetterton

IDEAL LAP TIME : 1:20.415 BEST LAP TIME : 1:20.788 DIFFERENCE : 0.373

LAP	SECTOR 1	SECTOR 2	LAP TIME	MPH	DIFF	TIME OF DAY
1 -		28.384	1:27.863	81.08	7.075	16:20:00.158
2 -	53.896	28.753	1:22.649	86.20	1.861	16:21:22.807
3 -	53.331	28.828	1:22.159	86.71	1.371	16:22:44.966
4 -	54.488	28.393	1:22.881	85.96	2.093	16:24:07.847
5 -	53.377	28.158	1:21.535	87.38	0.747	16:25:29.382
6 -	53.032	***27.842***	1:20.874 (2)	88.09	0.086	16:26:50.256
7 -	52.620	28.484	1:21.104 (3)	87.84	0.316	16:28:11.360
8 -	***52.573***	28.215	***1:20.788 (1)***	***88.18***		***16:29:32.148***

P20 137 Colin MCPHERSON Yamaha R6 -

IDEAL LAP TIME : 1:21.636 BEST LAP TIME : 1:21.723 DIFFERENCE : 0.087

LAP	SECTOR 1	SECTOR 2	LAP TIME	MPH	DIFF	TIME OF DAY
1 -		28.850	1:29.062	79.99	7.339	16:20:01.357
2 -	53.243	28.976	1:22.219	86.65	0.496	16:21:23.576
3 -	53.582	28.903	1:22.485	86.37	0.762	16:22:46.061
4 -	53.818	29.240	1:23.058	85.77	1.335	16:24:09.119
5 -	53.112	***28.710***	1:21.822 (3)	87.07	0.099	16:25:30.941
6 -	52.968	28.755	***1:21.723 (1)***	***87.18***		***16:26:52.664***
7 -	***52.926***	28.819	1:21.745 (2)	87.15	0.022	16:28:14.409
8 -	53.344	28.918	1:22.262	86.60	0.539	16:29:36.671

Weather / Track : Sunny / Dry

Donington Park National: 1.9790 miles
Date: 02/06/2024 Start: 16:18 Finish: 16:28

BMCRC - MRO Championships 2024 - Rnd 4 @ Donington National

BMCRC Thunderbike Sport & BMCRC Supertwins

RACE 19 - SECTOR ANALYSIS

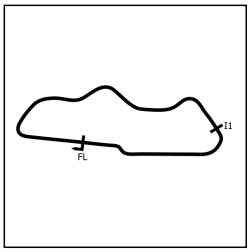

SECTOR 1 = FL to I1, SECTOR 2 = I1 to FL, DIFF = Difference To Personal Best Lap, P = Crossed Finish Line in Pit Lane, D = Time Disallowed

P21 74 SUP Daniel BLACK — Suzukis SV650 - DAD

IDEAL LAP TIME : 1:21.381 BEST LAP TIME : 1:21.453 DIFFERENCE : 0.072

LAP	SECTOR 1	SECTOR 2	LAP TIME	MPH	DIFF	TIME OF DAY
1 -		29.488	1:29.316	79.76	7.863	16:20:01.611
2 -	53.218	29.009	1:22.227 (3)	86.64	0.774	16:21:23.838
3 -	52.929	29.569	1:22.498	86.36	1.045	16:22:46.336
4 -	53.771	29.326	1:23.097	85.73	1.644	16:24:09.433
5 -	53.305	***29.001***	1:22.306	86.56	0.853	16:25:31.739
6 -	52.714	29.203	1:21.917 (2)	86.97	0.464	16:26:53.656
7 -	***52.380***	29.073	***1:21.453 (1)***	***87.46***		***16:28:15.109***
8 -	52.825	29.476	1:22.301	86.56	0.848	16:29:37.410

P22 143 SUP Ralph WILDING — Suzuki SV650 - wife

IDEAL LAP TIME : 1:21.327 BEST LAP TIME : 1:21.819 DIFFERENCE : 0.492

LAP	SECTOR 1	SECTOR 2	LAP TIME	MPH	DIFF	TIME OF DAY
1 -		29.026	1:30.227	78.96	8.408	16:20:02.522
2 -	54.969	***28.707***	1:23.676	85.14	1.857	16:21:26.198
3 -	53.091	29.624	1:22.715	86.13	0.896	16:22:48.913
4 -	53.635	29.064	1:22.699	86.15	0.880	16:24:11.612
5 -	52.936	29.096	1:22.032 (3)	86.85	0.213	16:25:33.644
6 -	52.770	29.241	1:22.011 (2)	86.87	0.192	16:26:55.655
7 -	***52.620***	29.199	***1:21.819 (1)***	***87.07***		***16:28:17.474***
8 -	52.738	29.789	1:22.527	86.33	0.708	16:29:40.001

P23 128 SUP Louisa BENNIE — Yamaha 700 -

IDEAL LAP TIME : 1:21.635 BEST LAP TIME : 1:21.635 DIFFERENCE : 0.000

LAP	SECTOR 1	SECTOR 2	LAP TIME	MPH	DIFF	TIME OF DAY
1 -		29.383	1:30.134	79.04	8.499	16:20:02.429
2 -	53.437	29.283	1:22.720	86.12	1.085	16:21:25.149
3 -	53.174	29.607	1:22.781	86.06	1.146	16:22:47.930
4 -	53.394	29.192	1:22.586	86.26	0.951	16:24:10.516
5 -	53.000	29.309	1:22.309 (2)	86.55	0.674	16:25:32.825
6 -	***52.726***	***28.909***	***1:21.635 (1)***	***87.27***		***16:26:54.460***
7 -	53.147	29.208	1:22.355 (3)	86.51	0.720	16:28:16.815
8 -	53.028	30.633	1:23.661	85.16	2.026	16:29:40.476

P24 89 R Daryl SKINNS — Suzuki GSXR 750 - Indoor Climate Systems UK LTD

IDEAL LAP TIME : 1:20.794 BEST LAP TIME : 1:21.042 DIFFERENCE : 0.248

LAP	SECTOR 1	SECTOR 2	LAP TIME	MPH	DIFF	TIME OF DAY
1 -		29.599	1:32.441	77.07	11.399	16:20:04.736
2 -	54.485	29.602	1:24.087	84.72	3.045	16:21:28.823
3 -	53.365	29.483	1:22.848	85.99	1.806	16:22:51.671
4 -	53.088	29.457	1:22.545	86.31	1.503	16:24:14.216
5 -	53.129	28.727	1:21.856 (3)	87.03	0.814	16:25:36.072
6 -	52.936	***28.394***	1:21.330 (2)	87.60	0.288	16:26:57.402
7 -	52.406	28.636	***1:21.042 (1)***	***87.91***		***16:28:18.444***
8 -	***52.400***	30.006	1:22.406	86.45	1.364	16:29:40.850

P25 14 R George DAVIES — Suzuki SV650 - little T's Childcare , JClay Fitness

IDEAL LAP TIME : 1:22.098 BEST LAP TIME : 1:22.494 DIFFERENCE : 0.396

LAP	SECTOR 1	SECTOR 2	LAP TIME	MPH	DIFF	TIME OF DAY
1 -		29.783	1:31.566	77.80	9.072	16:20:03.861
2 -	54.019	***29.041***	1:23.060	85.77	0.566	16:21:26.921
3 -	***53.057***	29.437	***1:22.494 (1)***	***86.36***		***16:22:49.415***
4 -	53.631	29.057	1:22.688 (2)	86.16	0.194	16:24:12.103
5 -	53.540	29.323	1:22.863 (3)	85.98	0.369	16:25:34.966
6 -	53.747	29.449	1:23.196	85.63	0.702	16:26:58.162
7 -	53.564	29.476	1:23.040	85.79	0.546	16:28:21.202
8 -	53.807	29.418	1:23.225	85.60	0.731	16:29:44.427

Weather / Track : Sunny / Dry

Donington Park National: 1.9790 miles
Date: 02/06/2024 Start: 16:18 Finish: 16:28

BMCRC - MRO Championships 2024 - Rnd 4 @ Donington National

BMCRC Thunderbike Sport & BMCRC Supertwins

RACE 19 - SECTOR ANALYSIS

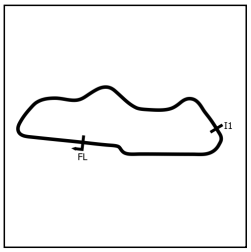

SECTOR 1 = FL to I1, SECTOR 2 = I1 to FL, DIFF = Difference To Personal Best Lap, P = Crossed Finish Line in Pit Lane, D = Time Disallowed

P26 75 R Tom SVENSEN Suzuki SV650 - Team TSR - HCL Carsales - RG racing

IDEAL LAP TIME : 1:23.069 BEST LAP TIME : 1:23.292 DIFFERENCE : 0.223

LAP	SECTOR 1	SECTOR 2	LAP TIME	MPH	DIFF	TIME OF DAY
1 -		29.530	1:31.115	78.19	7.823	16:20:03.410
2 -	55.058	***29.150***	1:24.208	84.60	0.916	16:21:27.618
3 -	54.120	30.135	1:24.255	84.56	0.963	16:22:51.873
4 -	54.749	29.746	1:24.495	84.32	1.203	16:24:16.368
5 -	***53.919***	29.373	***1:23.292*** **(1)**	***85.53***		***16:25:39.660***
6 -	54.527	29.337	1:23.864 **(3)**	84.95	0.572	16:27:03.524
7 -	53.956	29.562	1:23.518 **(2)**	85.30	0.226	16:28:27.042
8 -	55.729	29.227	1:24.956	83.86	1.664	16:29:51.998

P27 55 R Magnus MANSON-CHUBB KAWASAKI ZXR400L -

IDEAL LAP TIME : 1:22.279 BEST LAP TIME : 1:22.801 DIFFERENCE : 0.522

LAP	SECTOR 1	SECTOR 2	LAP TIME	MPH	DIFF	TIME OF DAY
1 -		29.558	1:31.788	77.62	8.987	16:20:04.083
2 -	54.835	***28.931***	1:23.766	85.05	0.965	16:21:27.849
3 -	54.207	30.201	1:24.408	84.40	1.607	16:22:52.257
4 -	54.615	29.709	1:24.324	84.49	1.523	16:24:16.581
5 -	53.971	29.260	1:23.231 **(3)**	85.60	0.430	16:25:39.812
6 -	53.820	28.981	***1:22.801*** **(1)**	***86.04***		***16:27:02.613***
7 -	***53.348***	29.581	1:22.929 **(2)**	85.91	0.128	16:28:25.542
8 -	56.781	29.900	1:26.681	82.19	3.880	16:29:52.223

P28 689 David TREVEIL Yamaha YZF-R6 -

IDEAL LAP TIME : 1:23.323 BEST LAP TIME : 1:23.549 DIFFERENCE : 0.226

LAP	SECTOR 1	SECTOR 2	LAP TIME	MPH	DIFF	TIME OF DAY
1 -		30.300	1:34.507	75.38	10.958	16:20:06.802
2 -	54.560	29.801	1:24.361	84.45	0.812	16:21:31.163
3 -	54.453	***29.506***	1:23.959 **(3)**	84.85	0.410	16:22:55.122
4 -	54.420	30.411	1:24.831	83.98	1.282	16:24:19.953
5 -	***53.817***	29.732	***1:23.549*** **(1)**	***85.27***		***16:25:43.502***
6 -	54.575	29.617	1:24.192	84.62	0.643	16:27:07.694
7 -	54.538	29.732	1:24.270	84.54	0.721	16:28:31.964
8 -	54.130	29.643	1:23.773 **(2)**	85.04	0.224	16:29:55.737

P29 54 Adam JAMISON Yamaha R6 - Team AJR

IDEAL LAP TIME : 1:17.074 BEST LAP TIME : 1:17.074 DIFFERENCE : 0.000

LAP	SECTOR 1	SECTOR 2	LAP TIME	MPH	DIFF	TIME OF DAY
1 -		27.544	1:21.633	87.27	4.559	16:19:53.928
2 -	***49.767***	***27.307***	***1:17.074*** **(1)**	***92.43***		***16:21:11.002***

Weather / Track : Sunny / Dry

Donington Park National: 1.9790 miles
Date: 02/06/2024 Start: 16:18 Finish: 16:28

BMCRC - MRO Championships 2024 - Rnd 4 @ Donington National

BMCRC Thunderbike Sport & BMCRC Supertwins

RACE 19 - BEST SECTORS

SECTOR 1				SECTOR 2			IDEAL / BEST COMPARISON					
POS	NO	NAME	TIME	NO	NAME	TIME	POS	NO	NAME	IDEAL	BEST	DIFF
									PERFECT LAP	1:13.536		
1	9	WETHERELL	47.499	9	WETHERELL	26.037	1	9	WETHERELL	1:13.536	1:13.536	0.000
2	79	O'MARA	47.648	79	O'MARA	26.206	2	79	O'MARA	1:13.854	1:13.880	0.026
3	69	RUSSO	48.377	15	MERCER	26.482	3	69	RUSSO	1:14.993	1:15.094	0.101
4	33	BISWELL	48.523	33	BISWELL	26.610	4	33	BISWELL	1:15.133	1:15.472	0.339
5	19	BASTABLE	48.831	69	RUSSO	26.616	5	77	WHITE	1:15.692	1:16.075	0.383
6	77	WHITE	48.842	77	WHITE	26.850	6	19	BASTABLE	1:15.725	1:15.887	0.162
7	48	WALLIS	49.428	48	WALLIS	26.889	7	15	MERCER	1:15.996	1:16.321	0.325
8	15	MERCER	49.514	19	BASTABLE	26.894	8	48	WALLIS	1:16.317	1:16.545	0.228
9	54	JAMISON	49.767	7	TAYLOR	27.188	9	54	JAMISON	1:17.074	1:17.074	0.000
10	25	DAY	49.894	25	DAY	27.222	10	25	DAY	1:17.116	1:17.174	0.058
11	3	ARBON	49.921	54	JAMISON	27.307	11	7	TAYLOR	1:17.243	1:17.243	0.000
12	7	TAYLOR	50.055	3	ARBON	27.522	12	3	ARBON	1:17.443	1:17.519	0.076
13	81	MAY	50.134	132	FIRTH	27.572	13	132	FIRTH	1:18.147	1:18.288	0.141
14	100	HOWTON	50.496	557	WILTON	27.594	14	81	MAY	1:18.190	1:18.239	0.049
15	132	FIRTH	50.575	402	FARR	27.842	15	100	HOWTON	1:18.361	1:18.454	0.093
16	53	NADIEIEVA	51.302	100	HOWTON	27.865	16	557	WILTON	1:19.029	1:19.029	0.000
17	293	SMITH	51.398	81	MAY	28.056	17	293	SMITH	1:19.599	1:19.599	0.000
18	557	WILTON	51.435	115	SVENSEN	28.199	18	53	NADIEIEVA	1:19.699	1:19.699	0.000
19	115	SVENSEN	51.605	293	SMITH	28.201	19	115	SVENSEN	1:19.804	1:19.928	0.124
20	74	BLACK	52.380	89	SKINNS	28.394	20	402	FARR	1:20.415	1:20.788	0.373
21	89	SKINNS	52.400	53	NADIEIEVA	28.397	21	89	SKINNS	1:20.794	1:21.042	0.248
22	402	FARR	52.573	143	WILDING	28.707	22	143	WILDING	1:21.327	1:21.819	0.492
23	143	WILDING	52.620	137	MCPHERSON	28.710	23	74	BLACK	1:21.381	1:21.453	0.072
24	128	BENNIE	52.726	128	BENNIE	28.909	24	128	BENNIE	1:21.635	1:21.635	0.000
25	137	MCPHERSON	52.926	55	MANSON-CHUBB	28.931	25	137	MCPHERSON	1:21.636	1:21.723	0.087
26	14	DAVIES	53.057	74	BLACK	29.001	26	14	DAVIES	1:22.098	1:22.494	0.396
27	55	MANSON-CHUBB	53.348	14	DAVIES	29.041	27	55	MANSON-CHUBB	1:22.279	1:22.801	0.522
28	689	TREVEIL	53.817	75	SVENSEN	29.150	28	75	SVENSEN	1:23.069	1:23.292	0.223
29	75	SVENSEN	53.919	689	TREVEIL	29.506	29	689	TREVEIL	1:23.323	1:23.549	0.226

Weather / Track : Sunny / Dry

Donington Park National: 1.9790 miles
Date: 02/06/2024 Start: 16:18 Finish: 16:28

Results can be found at www.tsl-timing.com

Printed - 16:31 Sunday, 02 June 2024

BMCRC - MRO Championships 2024 - Rnd 4 @ Donington National

BMCRC Thunderbike Sport & BMCRC Supertwins

RACE 19 - STATISTICS

Competitors Started	29
Planned Start	2024-06-02 @ 16:20:00.000
Actual Start	2024-06-02 @ 16:18:32.294
Finish Time	2024-06-02 @ 16:28:32.174
Track Length	1.9790mi.
Total Laps	226
Total Distance Covered	447.2691mi.

Session Fastest Lap History

NO	CL	NAME	LAP TIME	TIME OF DAY	LAP	VEHICLE
79	SUP	**James O'MARA**	**1:15.227**	16:21:06.041	2	BMW F900R
79	SUP	**James O'MARA**	**1:14.544**	16:22:20.586	3	BMW F900R
9		**Matt WETHERELL**	**1:14.513**	16:23:36.294	4	Suzuki GSXR 600
79	SUP	**James O'MARA**	**1:14.246**	16:24:49.510	5	BMW F900R
9		**Matt WETHERELL**	**1:14.054**	16:24:50.346	5	Suzuki GSXR 600
79	SUP	**James O'MARA**	**1:13.880**	16:26:03.390	6	BMW F900R
9		**Matt WETHERELL**	**1:13.536**	16:26:03.883	6	Suzuki GSXR 600

Session Leader History

NO	CL	NAME	FROM LAP	LAPS LED	DISTANCE	VEHICLE
9		**Matt WETHERELL**	1	1	1.94 miles	Suzuki GSXR 600
79	SUP	**James O'MARA**	2	7	13.85 miles	BMW F900R

Flag History

TYPE	TIME OF DAY
GREEN	16:18:32.294
FINISH	16:28:32.174

Flag Statistics

TYPE	COUNT	TOTAL LAPS	TOTAL TIME
Green	1	8	11:29.433
Red	0	0	0.000
Safety Car	0	0	0.000
FCY	0	0	0.000

Weather / Track : Sunny / Dry

Donington Park National: 1.9790 miles
Date: 02/06/2024 Start: 16:18 Finish: 16:28

BMCRC - MRO Championships 2024 - Rnd 4 @ Donington National

BMCRC Thunderbike Sport & BMCRC Supertwins

RACE 19 - STATISTICS

CLASS : 11 Starters

Fastest Lap History

NO	NAME	LAP TIME	TIME OF DAY	LAP	VEHICLE
9	**Matt WETHERELL**	**1:15.985**	16:21:06.693	2	Suzuki GSXR 600
9	**Matt WETHERELL**	**1:15.088**	16:22:21.781	3	Suzuki GSXR 600
9	**Matt WETHERELL**	**1:14.513**	16:23:36.294	4	Suzuki GSXR 600
9	**Matt WETHERELL**	**1:14.054**	16:24:50.346	5	Suzuki GSXR 600
9	**Matt WETHERELL**	**1:13.536**	16:26:03.883	6	Suzuki GSXR 600

Leader History

NO	NAME	FROM LAP	LAPS LED	DISTANCE	VEHICLE
9	**Matt WETHERELL**	1	8	15.79 miles	Suzuki GSXR 600

BMCRC - MRO Championships 2024 - Rnd 4 @ Donington National

BMCRC Thunderbike Sport & BMCRC Supertwins

RACE 19 - STATISTICS

CLASS : R

7 Starters

Fastest Lap History

NO	NAME	LAP TIME	TIME OF DAY	LAP	VEHICLE
7	**Darren TAYLOR**	**1:17.243**	16:21:13.453	2	Kawasaki ZX6R

Leader History

NO	NAME	FROM LAP	LAPS LED	DISTANCE	VEHICLE
7	**Darren TAYLOR**	1	8	15.79 miles	Kawasaki ZX6R

Weather / Track : Sunny / Dry

Donington Park National: 1.9790 miles
Date: 02/06/2024 Start: 16:18 Finish: 16:28

BMCRC - MRO Championships 2024 - Rnd 4 @ Donington National

BMCRC Thunderbike Sport & BMCRC Supertwins

RACE 19 - STATISTICS

CLASS : SUP

11 Starters

Fastest Lap History

NO	NAME	LAP TIME	TIME OF DAY	LAP	VEHICLE
79	**James O'MARA**	**1:15.227**	16:21:06.041	2	BMW F900R
79	**James O'MARA**	**1:14.544**	16:22:20.586	3	BMW F900R
79	**James O'MARA**	**1:14.246**	16:24:49.510	5	BMW F900R
79	**James O'MARA**	**1:13.880**	16:26:03.390	6	BMW F900R

Leader History

NO	NAME	FROM LAP	LAPS LED	DISTANCE	VEHICLE
79	**James O'MARA**	1	8	15.79 miles	BMW F900R

Weather / Track : Sunny / Dry

Donington Park National: 1.9790 miles
Date: 02/06/2024 Start: 16:18 Finish: 16:28

DFDS YAMAHA PAST MASTERS

BMCRC-MRO Championships - Round 4

Donington Park National

1st / 2nd June 2024

Timing & Results Provided by Timing Solutions Ltd

www.tsl-timing.com

Donington Park National Circuit

Castle Donington, Derby, UK

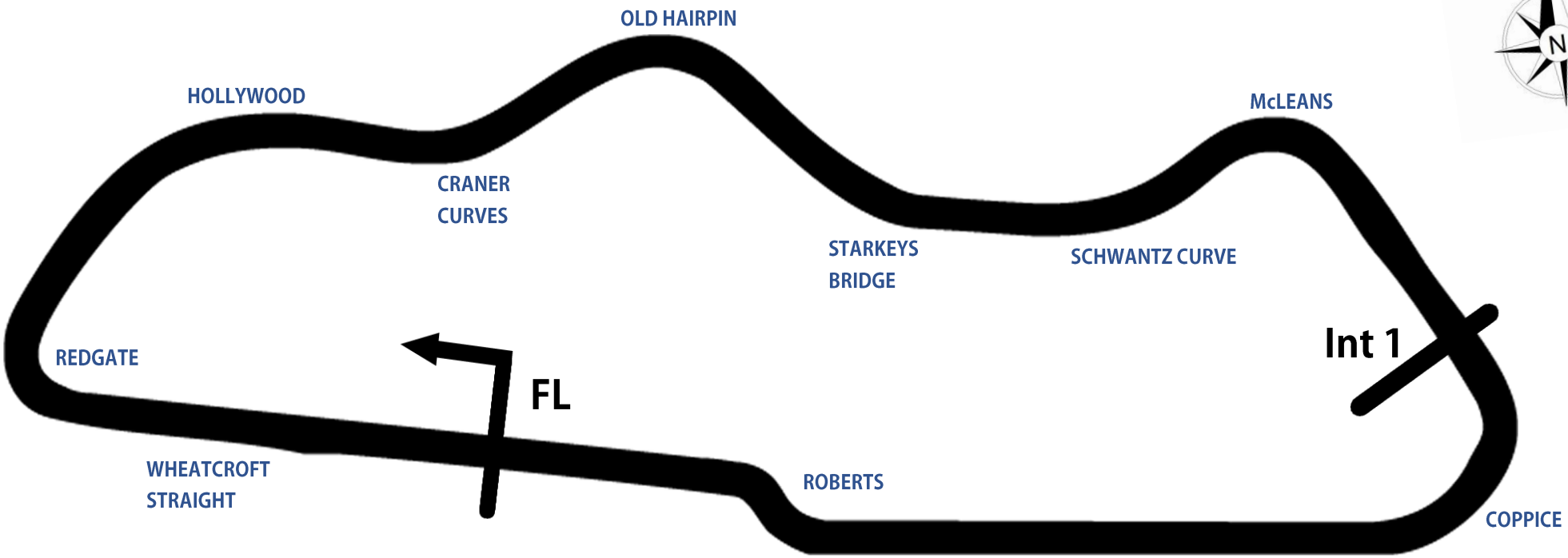

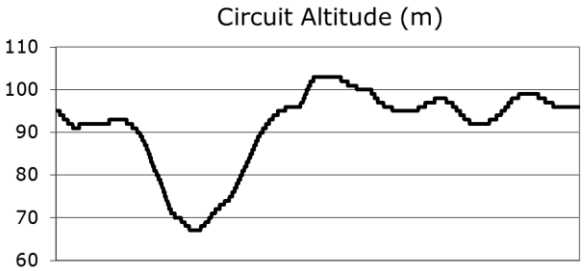

Length	1.9790 miles | 3.185 km | 3185m		
FL	Start @ 60m	52.82971 N	1.37867 W
Int 1	2096m	52.82978 N	1.36508 W
Pit Entry	3158m	52.82951 N	1.37832 W
Pit Exit	229m after FL	52.82996 N	1.38205 W
Pit Entry - Pit Exit	256m, 18.4s @ 50kph, 15.3s @ 60kph		

Results & Live Timing available at – www.tsl-timing.com

Updated - 24/01/2024 10:46

BMCRC - MRO Championships 2024 - Rnd 4 @ Donington National

DFDS Yamaha Past Masters

QUALIFYING - CLASSIFICATION

POS	NO	CL	PIC	NAME	ENTRY	TIME	ON	LAPS	GAP	DIFF	MPH
1	51		1	Kevin WHOLEY	Yamaha TZR 250 - Twistgrip Motorcycles	1:18.899	7	8			90.30
2	8		2	David BALL	Yamaha TZR 250 - Gardiner Page and Roe pension co	1:20.000	3	8	1.101	1.101	89.05
3	57		3	Geoff MOOK	Yamaha TZR 250 -	1:20.675	5	7	1.776	0.675	88.31
4	27		4	Richard HAYWARD	Yamaha TZR 250 - BC vehicle repairs/ Snap on Tools	1:21.788	6	7	2.889	1.113	87.11
5	74		5	Paul WHITBY	Yamaha TZR 250 - Greybridge Ltd	1:21.931	4	7	3.032	0.143	86.95
6	85		6	Andrew WALES	Yamaha TZR 250 - Show Control International	1:22.471	6	7	3.572	0.540	86.38
7	7		7	Pete FISHWICK	Yamaha TZR 250 - 2T Engineering	1:23.240	4	7	4.341	0.769	85.59
8	162		8	Darren COOPER	Yamaha TZR 250 - Twistgrip Motorcycles	1:23.268	4	7	4.369	0.028	85.56
9	70		9	Andrew BURSCOUGH	Yamaha YPVS 350 - Mad biker designs/Martitanium	1:23.635	4	7	4.736	0.367	85.18
10	60	C	1	Danny GOUGH	Yamaha TZR 250 - G Force Motorcycles	1:23.972	4	7	5.073	0.337	84.84
11	333	C	2	Mark STUBBERFIELD	Yamaha TZR 250 - Polished concrete London	1:24.303	4	7	5.404	0.331	84.51
12	72	C	3	John HAMILTON	Yamaha TZR 250 - LW Racing	1:24.426	4	7	5.527	0.123	84.38
13	26		10	Damian LEE	Yamaha TZR 250 - Leed Autos	1:24.475	6	7	5.576	0.049	84.34
14	52	C	4	Andy FLUX	Yamaha TZR 250 - Mach 1 Automotive LTD	1:24.913	6	7	6.014	0.438	83.90
15	55		11	Paul TOLAND	Yamaha TZR 250 - Kippers keys	1:24.938	4	7	6.039	0.025	83.88
16	100		12	David MAY	Yamaha TZR 250 - www.ypmrc.co.uk	1:25.738	7	7	6.839	0.800	83.09
17	58	C	5	Ian STANLEY	Yamaha TZR 250 - Twistgrip Motorcycles	1:26.624	5	7	7.725	0.886	82.24
18	46	C	6	Kevin MARSHALL	Yamaha TZR 250 - Stacey Processing	1:26.766	7	7	7.867	0.142	82.11
19	34	R	1	Paul NIELD	Yamaha TZR 250 -	1:27.626	4	7	8.727	0.860	81.30
20	73	C	7	Colvin TURNER	Yamaha TZR 250 -	1:27.726	2	7	8.827	0.100	81.21
21	30		13	Alan COOPER	Yamaha TZR 250 - Twistgrip Motorcycles	1:28.933	2	2	10.034	1.207	80.11
22	67	C	8	Mark BAILEY	Yamaha TZR 250 - Elite Air conditioning Ltd. Hydroflow	1:28.964	7	7	10.065	0.031	80.08
23	19	C	9	Tommi CALDWELL	Yamaha TZR 250 - DART Motorsport	1:29.006	2	2	10.107	0.042	80.04
24	36	C	10	Phil ZANUTTO	Yamaha TZR 250 - Westend garage	1:29.607	5	7	10.708	0.601	79.50
25	69	C	11	Mark ELLERAY	Yamaha TZR 250 - Abbot Solutions Ltd	1:30.079	6	7	11.180	0.472	79.09
26	54	C	12	John HOLD	Yamaha RD350 YPVS -	1:33.465	6	6	14.566	3.386	76.22
27	42	C	13	Martin PEARSON	Yamaha TZR 250 -	1:34.277	5	6	15.378	0.812	75.57
28	65	C	14	Nigel TERRY	Yamaha TZR 250 - NTrap Garage Doors	1:35.576	4	6	16.677	1.299	74.54
29	87		14	Denise BUTTON	Yamaha TZR 250 -	1:38.933	6	6	20.034	3.357	72.01
30	20	R	2	Sara Sophie OSTERHOLZER	Yamaha TZR 250 -	1:46.296	5	6	27.397	7.363	67.02

Weather / Track : Cloudy / Dry
These results are provisional until the conclusion of any judicial and technical matters.

Date: 01/06/2024 Start: 10:10 Finish: 10:20
Donington Park National: 1.9790 miles

Clerk Of Course:	Stewards:	Timekeeper: Craig Smith	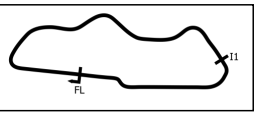

Results can be found at www.tsl-timing.com

Printed - 10:22 Saturday, 01 June 2024

BMCRC - MRO Championships 2024 - Rnd 4 @ Donington National

DFDS Yamaha Past Masters

QUALIFYING - SECTOR ANALYSIS

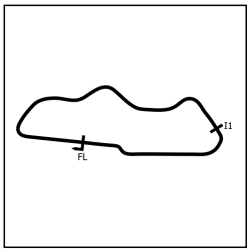

SECTOR 1 = FL to I1, SECTOR 2 = I1 to FL, DIFF = Difference To Personal Best Lap, P = Crossed Finish Line in Pit Lane, D = Time Disallowed

P1 51 Kevin WHOLEY — Yamaha TZR 250 - Twistgrip Motorcycles

IDEAL LAP TIME : 1:18.736 BEST LAP TIME : 1:18.899 DIFFERENCE : 0.163

LAP	SECTOR 1	SECTOR 2	LAP TIME	MPH	DIFF	TIME OF DAY
1 -	56.663	28.963	1:25.626	83.20	6.727	10:12:14.249
2 -	51.685	28.134	1:19.819	89.25	0.920	10:13:34.068
3 -	51.181	***27.860***	1:19.041 **(3)**	90.13	0.142	10:14:53.109
4 -	50.905	28.237	1:19.142	90.02	0.243	10:16:12.251
5 -	51.533	28.288	1:19.821	89.25	0.922	10:17:32.072
6 -	51.148	27.883	1:19.031 **(2)**	90.14	0.132	10:18:51.103
7 -	***50.876***	28.023	***1:18.899*** **(1)**	***90.30***		***10:20:10.002***
8 -	51.036	28.085	1:19.121	90.04	0.222	10:21:29.123

P2 8 David BALL — Yamaha TZR 250 - Gardiner Page and Roe pension consultants

IDEAL LAP TIME : 1:19.919 BEST LAP TIME : 1:20.000 DIFFERENCE : 0.081

LAP	SECTOR 1	SECTOR 2	LAP TIME	MPH	DIFF	TIME OF DAY
1 -	57.164	28.622	1:25.786	83.05	5.786	10:12:14.659
2 -	51.609	28.732	1:20.341 **(3)**	88.68	0.341	10:13:35.000
3 -	***51.499***	28.501	***1:20.000*** **(1)**	***89.05***		***10:14:55.000***
4 -	51.800	***28.420***	1:20.220 **(2)**	88.81	0.220	10:16:15.220
5 -	53.134	28.931	1:22.065	86.81	2.065	10:17:37.285
6 -	53.025	28.605	1:21.630	87.27	1.630	10:18:58.915
7 -	52.198	29.067	1:21.265	87.67	1.265	10:20:20.180
8 -	52.930	29.184	1:22.114	86.76	2.114	10:21:42.294

P3 57 Geoff MOOK — Yamaha TZR 250 -

IDEAL LAP TIME : 1:20.606 BEST LAP TIME : 1:20.675 DIFFERENCE : 0.069

LAP	SECTOR 1	SECTOR 2	LAP TIME	MPH	DIFF	TIME OF DAY
1 -	1:08.441	32.431	1:40.872	70.63	20.197	10:12:36.531
2 -	54.837	29.146	1:23.983	84.83	3.308	10:14:00.514
3 -	53.028	29.464	1:22.492	86.36	1.817	10:15:23.006
4 -	52.219	***28.781***	1:21.000 **(2)**	87.95	0.325	10:16:44.006
5 -	***51.825***	28.850	***1:20.675*** **(1)**	***88.31***		***10:18:04.681***
6 -	52.292	29.775	1:22.067	86.81	1.392	10:19:26.748
7 -	52.836	28.947	1:21.783 **(3)**	87.11	1.108	10:20:48.531

P4 27 Richard HAYWARD — Yamaha TZR 250 - BC vehicle repairs/ Snap on Tools

IDEAL LAP TIME : 1:21.788 BEST LAP TIME : 1:21.788 DIFFERENCE : 0.000

LAP	SECTOR 1	SECTOR 2	LAP TIME	MPH	DIFF	TIME OF DAY
1 -	1:00.382	31.153	1:31.535	77.83	9.747	10:12:22.870
2 -	55.024	30.024	1:25.048	83.77	3.260	10:13:47.918
3 -	53.928	29.437	1:23.365 **(3)**	85.46	1.577	10:15:11.283
4 -	54.353	29.680	1:24.033	84.78	2.245	10:16:35.316
5 -	54.117	29.277	1:23.394	85.43	1.606	10:17:58.710
6 -	***53.084***	***28.704***	***1:21.788*** **(1)**	***87.11***		***10:19:20.498***
7 -	53.937	28.933	1:22.870 **(2)**	85.97	1.082	10:20:43.368

P5 74 Paul WHITBY — Yamaha TZR 250 - Greybridge Ltd

IDEAL LAP TIME : 1:21.852 BEST LAP TIME : 1:21.931 DIFFERENCE : 0.079

LAP	SECTOR 1	SECTOR 2	LAP TIME	MPH	DIFF	TIME OF DAY
1 -	59.341	30.328	1:29.669	79.45	7.738	10:12:20.866
2 -	55.729	30.257	1:25.986	82.85	4.055	10:13:46.852
3 -	54.093	29.129	1:23.222	85.61	1.291	10:15:10.074
4 -	***53.236***	28.695	***1:21.931*** **(1)**	***86.95***		***10:16:32.005***
5 -	53.267	28.936	1:22.203 **(2)**	86.67	0.272	10:17:54.208
6 -	53.939	28.870	1:22.809	86.03	0.878	10:19:17.017
7 -	53.645	***28.616***	1:22.261 **(3)**	86.61	0.330	10:20:39.278

Weather / Track : Cloudy / Dry

Donington Park National: 1.9790 miles
Date: 01/06/2024 Start: 10:10 Finish: 10:20

BMCRC - MRO Championships 2024 - Rnd 4 @ Donington National

DFDS Yamaha Past Masters

QUALIFYING - SECTOR ANALYSIS

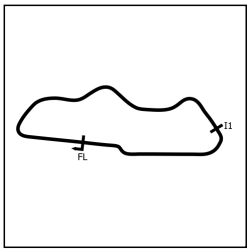

SECTOR 1 = FL to I1, SECTOR 2 = I1 to FL, DIFF = Difference To Personal Best Lap, P = Crossed Finish Line in Pit Lane, D = Time Disallowed

P6 85 Andrew WALES — Yamaha TZR 250 - Show Control International

IDEAL LAP TIME : 1:22.431 BEST LAP TIME : 1:22.471 DIFFERENCE : 0.040

LAP	SECTOR 1	SECTOR 2	LAP TIME	MPH	DIFF	TIME OF DAY
1 -	57.134	30.470	1:27.604	81.32	5.133	10:12:22.993
2 -	55.039	30.128	1:25.167	83.65	2.696	10:13:48.160
3 -	54.893	29.658	1:24.551	84.26	2.080	10:15:12.711
4 -	53.131	29.536	1:22.667 (2)	86.18	0.196	10:16:35.378
5 -	53.779	***29.339***	1:23.118	85.71	0.647	10:17:58.496
6 -	***53.092***	29.379	***1:22.471 (1)***	***86.38***		***10:19:20.967***
7 -	53.723	29.372	1:23.095 (3)	85.74	0.624	10:20:44.062

P7 7 Pete FISHWICK — Yamaha TZR 250 - 2T Engineering

IDEAL LAP TIME : 1:22.895 BEST LAP TIME : 1:23.240 DIFFERENCE : 0.345

LAP	SECTOR 1	SECTOR 2	LAP TIME	MPH	DIFF	TIME OF DAY
1 -	1:02.097	31.099	1:33.196	76.44	9.956	10:12:30.322
2 -	55.480	29.639	1:25.119	83.70	1.879	10:13:55.441
3 -	55.391	29.724	1:25.115	83.70	1.875	10:15:20.556
4 -	53.924	***29.316***	***1:23.240 (1)***	***85.59***		***10:16:43.796***
5 -	***53.579***	30.036	1:23.615 (3)	85.20	0.375	10:18:07.411
6 -	54.278	30.208	1:24.486	84.32	1.246	10:19:31.897
7 -	53.939	29.418	1:23.357 (2)	85.47	0.117	10:20:55.254

P8 162 Darren COOPER — Yamaha TZR 250 - Twistgrip Motorcycles

IDEAL LAP TIME : 1:23.072 BEST LAP TIME : 1:23.268 DIFFERENCE : 0.196

LAP	SECTOR 1	SECTOR 2	LAP TIME	MPH	DIFF	TIME OF DAY
1 -	58.090	30.746	1:28.836	80.19	5.568	10:12:18.879
2 -	54.507	29.595	1:24.102	84.71	0.834	10:13:42.981
3 -	***54.054***	29.381	1:23.435 (3)	85.39	0.167	10:15:06.416
4 -	54.065	29.203	***1:23.268 (1)***	***85.56***		***10:16:29.684***
5 -	54.175	29.303	1:23.478	85.34	0.210	10:17:53.162
6 -	54.451	30.205	1:24.656	84.15	1.388	10:19:17.818
7 -	54.400	***29.018***	1:23.418 (2)	85.40	0.150	10:20:41.236

P9 70 Andrew BURSCOUGH — Yamaha YPVS 350 - Mad biker designs/Martitanium

IDEAL LAP TIME : 1:23.130 BEST LAP TIME : 1:23.635 DIFFERENCE : 0.505

LAP	SECTOR 1	SECTOR 2	LAP TIME	MPH	DIFF	TIME OF DAY
1 -	59.976	30.984	1:30.960	78.32	7.325	10:12:23.226
2 -	56.555	29.783	1:26.338	82.52	2.703	10:13:49.564
3 -	55.056	29.126	1:24.182 (3)	84.63	0.547	10:15:13.746
4 -	***54.294***	29.341	***1:23.635 (1)***	***85.18***		***10:16:37.381***
5 -	54.525	29.920	1:24.445	84.37	0.810	10:18:01.826
6 -	54.587	30.317	1:24.904	83.91	1.269	10:19:26.730
7 -	55.330	***28.836***	1:24.166 (2)	84.64	0.531	10:20:50.896

P10 60 C Danny GOUGH — Yamaha TZR 250 - G Force Motorcycles

IDEAL LAP TIME : 1:23.972 BEST LAP TIME : 1:23.972 DIFFERENCE : 0.000

LAP	SECTOR 1	SECTOR 2	LAP TIME	MPH	DIFF	TIME OF DAY
1 -	1:00.235	30.502	1:30.737	78.51	6.765	10:12:22.466
2 -	55.237	30.304	1:25.541	83.28	1.569	10:13:48.007
3 -	55.445	29.819	1:25.264 (2)	83.55	1.292	10:15:13.271
4 -	***54.456***	***29.516***	***1:23.972 (1)***	***84.84***		***10:16:37.243***
5 -	55.841	30.557	1:26.398	82.46	2.426	10:18:03.641
6 -	55.224	30.175	1:25.399	83.42	1.427	10:19:29.040
7 -	55.354	29.976	1:25.330 (3)	83.49	1.358	10:20:54.370

Weather / Track : Cloudy / Dry

Donington Park National: 1.9790 miles
Date: 01/06/2024 Start: 10:10 Finish: 10:20

BMCRC - MRO Championships 2024 - Rnd 4 @ Donington National

DFDS Yamaha Past Masters

QUALIFYING - SECTOR ANALYSIS

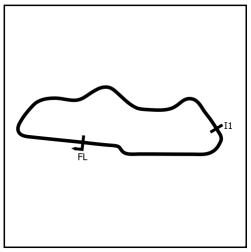

SECTOR 1 = FL to I1, SECTOR 2 = I1 to FL, DIFF = Difference To Personal Best Lap, P = Crossed Finish Line in Pit Lane, D = Time Disallowed

P11 333 C Mark STUBBERFIELD Yamaha TZR 250 - Polished concrete London

IDEAL LAP TIME : 1:24.058 BEST LAP TIME : 1:24.303 DIFFERENCE : 0.245

LAP	SECTOR 1	SECTOR 2	LAP TIME	MPH	DIFF	TIME OF DAY
1 -	59.272	30.698	1:29.970	79.18	5.667	10:12:19.761
2 -	56.232	30.183	1:26.415	82.44	2.112	10:13:46.176
3 -	54.490	29.996	1:24.486 (2)	84.32	0.183	10:15:10.662
4 -	***54.223***	30.080	***1:24.303 (1)***	***84.51***		***10:16:34.965***
5 -	55.112	30.190	1:25.302 (3)	83.52	0.999	10:18:00.267
6 -	55.475	30.329	1:25.804	83.03	1.501	10:19:26.071
7 -	55.691	***29.835***	1:25.526	83.30	1.223	10:20:51.597

P12 72 C John HAMILTON Yamaha TZR 250 - LW Racing

IDEAL LAP TIME : 1:24.089 BEST LAP TIME : 1:24.426 DIFFERENCE : 0.337

LAP	SECTOR 1	SECTOR 2	LAP TIME	MPH	DIFF	TIME OF DAY
1 -	1:06.368	31.187	1:37.555	73.03	13.129	10:12:32.805
2 -	56.026	29.971	1:25.997	82.84	1.571	10:13:58.802
3 -	55.123	29.989	1:25.112	83.70	0.686	10:15:23.914
4 -	***54.501***	29.925	***1:24.426 (1)***	***84.38***		***10:16:48.340***
5 -	55.096	29.940	1:25.036 (3)	83.78	0.610	10:18:13.376
6 -	56.554	29.721	1:26.275	82.58	1.849	10:19:39.651
7 -	55.040	***29.588***	1:24.628 (2)	84.18	0.202	10:21:04.279

P13 26 Damian LEE Yamaha TZR 250 - Leed Autos

IDEAL LAP TIME : 1:24.362 BEST LAP TIME : 1:24.475 DIFFERENCE : 0.113

LAP	SECTOR 1	SECTOR 2	LAP TIME	MPH	DIFF	TIME OF DAY
1 -	1:05.602	33.477	1:39.079	71.90	14.604	10:12:38.323
2 -	56.082	30.302	1:26.384	82.47	1.909	10:14:04.707
3 -	55.061	29.760	1:24.821 (3)	83.99	0.346	10:15:29.528
4 -	55.659	29.746	1:25.405	83.42	0.930	10:16:54.933
5 -	54.851	29.740	1:24.591 (2)	84.22	0.116	10:18:19.524
6 -	54.772	***29.703***	***1:24.475 (1)***	***84.34***		***10:19:43.999***
7 -	***54.659***	30.334	1:24.993	83.82	0.518	10:21:08.992

P14 52 C Andy FLUX Yamaha TZR 250 - Mach 1 Automotive LTD

IDEAL LAP TIME : 1:24.692 BEST LAP TIME : 1:24.913 DIFFERENCE : 0.221

LAP	SECTOR 1	SECTOR 2	LAP TIME	MPH	DIFF	TIME OF DAY
1 -	1:12.089	38.872	1:50.961	64.20	26.048	10:12:51.646
2 -	57.587	30.450	1:28.037	80.92	3.124	10:14:19.683
3 -	56.855	29.871	1:26.726	82.15	1.813	10:15:46.409
4 -	55.485	***29.797***	1:25.282 (3)	83.54	0.369	10:17:11.691
5 -	55.170	30.048	1:25.218 (2)	83.60	0.305	10:18:36.909
6 -	***54.895***	30.018	***1:24.913 (1)***	***83.90***		***10:20:01.822***
7 -	56.920	29.939	1:26.859	82.02	1.946	10:21:28.681

P15 55 Paul TOLAND Yamaha TZR 250 - Kippers keys

IDEAL LAP TIME : 1:24.613 BEST LAP TIME : 1:24.938 DIFFERENCE : 0.325

LAP	SECTOR 1	SECTOR 2	LAP TIME	MPH	DIFF	TIME OF DAY
1 -	59.617	30.486	1:30.103	79.07	5.165	10:12:20.529
2 -	55.727	30.471	1:26.198	82.65	1.260	10:13:46.727
3 -	55.385	***29.853***	1:25.238 (3)	83.58	0.300	10:15:11.965
4 -	54.854	30.084	***1:24.938 (1)***	***83.88***		***10:16:36.903***
5 -	***54.760***	31.792	1:26.552	82.31	1.614	10:18:03.455
6 -	55.171	30.020	1:25.191 (2)	83.63	0.253	10:19:28.646
7 -	55.216	30.102	1:25.318	83.50	0.380	10:20:53.964

Weather / Track : Cloudy / Dry

Donington Park National: 1.9790 miles
Date: 01/06/2024 Start: 10:10 Finish: 10:20

BMCRC - MRO Championships 2024 - Rnd 4 @ Donington National

DFDS Yamaha Past Masters

QUALIFYING - SECTOR ANALYSIS

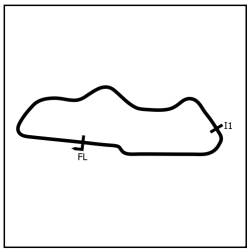

SECTOR 1 = FL to I1, SECTOR 2 = I1 to FL, DIFF = Difference To Personal Best Lap, P = Crossed Finish Line in Pit Lane, D = Time Disallowed

P16 100 David MAY Yamaha TZR 250 - www.ypmrc.co.uk

IDEAL LAP TIME : 1:25.738 BEST LAP TIME : 1:25.738 DIFFERENCE : 0.000

LAP	SECTOR 1	SECTOR 2	LAP TIME	MPH	DIFF	TIME OF DAY
1 -	1:00.677	31.436	1:32.113	77.34	6.375	10:12:27.052
2 -	56.813	30.804	1:27.617	81.31	1.879	10:13:54.669
3 -	56.772	30.805	1:27.577	81.35	1.839	10:15:22.246
4 -	55.723	30.916	1:26.639 (2)	82.23	0.901	10:16:48.885
5 -	58.096	30.663	1:28.759	80.26	3.021	10:18:17.644
6 -	56.447	30.569	1:27.016 (3)	81.87	1.278	10:19:44.660
7 -	***55.390***	***30.348***	***1:25.738 (1)***	***83.09***		***10:21:10.398***

P17 58 C Ian STANLEY Yamaha TZR 250 - Twistgrip Motorcycles

IDEAL LAP TIME : 1:26.624 BEST LAP TIME : 1:26.624 DIFFERENCE : 0.000

LAP	SECTOR 1	SECTOR 2	LAP TIME	MPH	DIFF	TIME OF DAY
1 -	1:09.427	33.761	1:43.188	69.04	16.564	10:12:38.019
2 -	1:00.696	31.126	1:31.822	77.59	5.198	10:14:09.841
3 -	57.685	30.763	1:28.448 (3)	80.55	1.824	10:15:38.289
4 -	57.846	30.750	1:28.596	80.41	1.972	10:17:06.885
5 -	***56.667***	***29.957***	***1:26.624 (1)***	***82.24***		***10:18:33.509***
6 -	56.792	30.976	1:27.768 (2)	81.17	1.144	10:20:01.277
7 -	59.667	31.570	1:31.237	78.08	4.613	10:21:32.514

P18 46 C Kevin MARSHALL Yamaha TZR 250 - Stacey Processing

IDEAL LAP TIME : 1:26.766 BEST LAP TIME : 1:26.766 DIFFERENCE : 0.000

LAP	SECTOR 1	SECTOR 2	LAP TIME	MPH	DIFF	TIME OF DAY
1 -	59.902	31.578	1:31.480	77.88	4.714	10:12:18.729
2 -	57.103	32.040	1:29.143	79.92	2.377	10:13:47.872
3 -	58.009	30.825	1:28.834	80.20	2.068	10:15:16.706
4 -	57.326	31.098	1:28.424 (3)	80.57	1.658	10:16:45.130
5 -	56.698	30.806	1:27.504 (2)	81.42	0.738	10:18:12.634
6 -	58.389	31.075	1:29.464	79.63	2.698	10:19:42.098
7 -	***56.247***	***30.519***	***1:26.766 (1)***	***82.11***		***10:21:08.864***

P19 34 R Paul NIELD Yamaha TZR 250 -

IDEAL LAP TIME : 1:27.374 BEST LAP TIME : 1:27.626 DIFFERENCE : 0.252

LAP	SECTOR 1	SECTOR 2	LAP TIME	MPH	DIFF	TIME OF DAY
1 -	1:08.770	35.289	1:44.059	68.46	16.433	10:12:45.526
2 -	1:01.735	31.911	1:33.646	76.08	6.020	10:14:19.172
3 -	58.890	31.441	1:30.331	78.87	2.705	10:15:49.503
4 -	56.791	30.835	***1:27.626 (1)***	***81.30***		***10:17:17.129***
5 -	***56.705***	31.247	1:27.952 (3)	81.00	0.326	10:18:45.081
6 -	56.988	***30.669***	1:27.657 (2)	81.27	0.031	10:20:12.738
7 -	56.778	31.455	1:28.233	80.74	0.607	10:21:40.971

P20 73 C Colvin TURNER Yamaha TZR 250 -

IDEAL LAP TIME : 1:27.590 BEST LAP TIME : 1:27.726 DIFFERENCE : 0.136

LAP	SECTOR 1	SECTOR 2	LAP TIME	MPH	DIFF	TIME OF DAY
1 -	1:01.094	31.745	1:32.839	76.74	5.113	10:12:24.285
2 -	56.867	30.859	***1:27.726 (1)***	***81.21***		***10:13:52.011***
3 -	57.249	31.156	1:28.405	80.59	0.679	10:15:20.416
4 -	56.918	30.813	1:27.731 (2)	81.21	0.005	10:16:48.147
5 -	57.901	31.244	1:29.145	79.92	1.419	10:18:17.292
6 -	58.452	***30.764***	1:29.216	79.85	1.490	10:19:46.508
7 -	***56.826***	30.944	1:27.770 (3)	81.17	0.044	10:21:14.278

BMCRC - MRO Championships 2024 - Rnd 4 @ Donington National

DFDS Yamaha Past Masters

QUALIFYING - SECTOR ANALYSIS

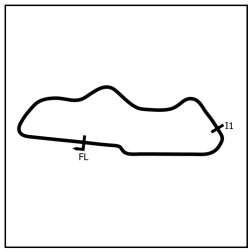

SECTOR 1 = FL to I1, SECTOR 2 = I1 to FL, DIFF = Difference To Personal Best Lap, P = Crossed Finish Line in Pit Lane, D = Time Disallowed

P21 30 Alan COOPER Yamaha TZR 250 - Twistgrip Motorcycles

IDEAL LAP TIME : 1:28.933 BEST LAP TIME : 1:28.933 DIFFERENCE : 0.000

LAP	SECTOR 1	SECTOR 2	LAP TIME	MPH	DIFF	TIME OF DAY
1 -	1:00.276	32.262	1:32.538 (2)	76.99	3.605	10:12:21.959
2 -	***57.609***	***31.324***	***1:28.933 (1)***	***80.11***		***10:13:50.892***

P22 67 C Mark BAILEY Yamaha TZR 250 - Elite Air conditioning Ltd. Hydroflow plumbin(

IDEAL LAP TIME : 1:28.964 BEST LAP TIME : 1:28.964 DIFFERENCE : 0.000

LAP	SECTOR 1	SECTOR 2	LAP TIME	MPH	DIFF	TIME OF DAY
1 -	1:08.603	34.814	1:43.417	68.89	14.453	10:12:37.403
2 -	1:00.772	32.819	1:33.591	76.12	4.627	10:14:10.994
3 -	1:00.693	32.268	1:32.961	76.64	3.997	10:15:43.955
4 -	59.494	31.628	1:31.122	78.18	2.158	10:17:15.077
5 -	58.335	31.558	1:29.893 (3)	79.25	0.929	10:18:44.970
6 -	57.954	31.472	1:29.426 (2)	79.67	0.462	10:20:14.396
7 -	***57.582***	***31.382***	***1:28.964 (1)***	***80.08***		***10:21:43.360***

P23 19 C Tommi CALDWELL Yamaha TZR 250 - DART Motorsport

IDEAL LAP TIME : 1:29.006 BEST LAP TIME : 1:29.006 DIFFERENCE : 0.000

LAP	SECTOR 1	SECTOR 2	LAP TIME	MPH	DIFF	TIME OF DAY
1 -	1:04.667	32.166	1:36.833 (2)	73.57	7.827	10:12:42.779
2 -	***58.117***	***30.889***	***1:29.006 (1)***	***80.04***		***10:14:11.785***

P24 36 C Phil ZANUTTO Yamaha TZR 250 - Westend garage

IDEAL LAP TIME : 1:29.064 BEST LAP TIME : 1:29.607 DIFFERENCE : 0.543

LAP	SECTOR 1	SECTOR 2	LAP TIME	MPH	DIFF	TIME OF DAY
1 -	1:08.925	35.485	1:44.410	68.23	14.803	10:12:45.386
2 -	1:03.212	31.973	1:35.185	74.85	5.578	10:14:20.571
3 -	59.095	***31.012***	1:30.107	79.06	0.500	10:15:50.678
4 -	58.230	31.494	1:29.724 (3)	79.40	0.117	10:17:20.402
5 -	***58.052***	31.555	***1:29.607 (1)***	***79.50***		***10:18:50.009***
6 -	58.315	31.599	1:29.914	79.23	0.307	10:20:19.923
7 -	58.235	31.470	1:29.705 (2)	79.42	0.098	10:21:49.628

P25 69 C Mark ELLERAY Yamaha TZR 250 - Abbot Solutions Ltd

IDEAL LAP TIME : 1:29.977 BEST LAP TIME : 1:30.079 DIFFERENCE : 0.102

LAP	SECTOR 1	SECTOR 2	LAP TIME	MPH	DIFF	TIME OF DAY
1 -	1:08.424	34.469	1:42.893	69.24	12.814	10:12:39.099
2 -	1:00.037	32.182	1:32.219	77.25	2.140	10:14:11.318
3 -	58.869	32.295	1:31.164	78.15	1.085	10:15:42.482
4 -	58.765	32.173	1:30.938	78.34	0.859	10:17:13.420
5 -	58.508	32.087	1:30.595 (3)	78.64	0.516	10:18:44.015
6 -	58.149	***31.930***	***1:30.079 (1)***	***79.09***		***10:20:14.094***
7 -	***58.047***	32.198	1:30.245 (2)	78.94	0.166	10:21:44.339

P26 54 C John HOLD Yamaha RD350 YPVS -

IDEAL LAP TIME : 1:32.955 BEST LAP TIME : 1:33.465 DIFFERENCE : 0.510

LAP	SECTOR 1	SECTOR 2	LAP TIME	MPH	DIFF	TIME OF DAY
1 -	1:08.798	34.854	1:43.652	68.73	10.187	10:12:41.092
2 -	1:01.625	32.848	1:34.473 (2)	75.41	1.008	10:14:15.565
3 -	1:03.286	33.472	1:36.758	73.63	3.293	10:15:52.323
4 -	1:01.301	33.813	1:35.114 (3)	74.90	1.649	10:17:27.437
5 -	1:03.204	***31.974***	1:35.178	74.85	1.713	10:19:02.615
6 -	***1:00.981***	32.484	***1:33.465 (1)***	***76.22***		***10:20:36.080***

Weather / Track : Cloudy / Dry

Donington Park National: 1.9790 miles
Date: 01/06/2024 Start: 10:10 Finish: 10:20

BMCRC - MRO Championships 2024 - Rnd 4 @ Donington National

DFDS Yamaha Past Masters

QUALIFYING - SECTOR ANALYSIS

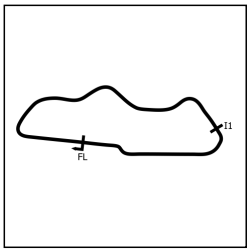

SECTOR 1 = FL to I1, SECTOR 2 = I1 to FL, DIFF = Difference To Personal Best Lap, P = Crossed Finish Line in Pit Lane, D = Time Disallowed

P27 42 C Martin PEARSON Yamaha TZR 250 -

IDEAL LAP TIME : 1:34.277 BEST LAP TIME : 1:34.277 DIFFERENCE : 0.000

LAP	SECTOR 1	SECTOR 2	LAP TIME	MPH	DIFF	TIME OF DAY
1 -	1:11.751	35.667	1:47.418	66.32	13.141	10:12:44.640
2 -	1:04.969	34.372	1:39.341	71.71	5.064	10:14:23.981
3 -	1:02.669	33.621	1:36.290	73.99	2.013	10:16:00.271
4 -	1:01.878	33.752	1:35.630 **(2)**	74.50	1.353	10:17:35.901
5 -	***1:01.300***	***32.977***	***1:34.277*** **(1)**	***75.57***		***10:19:10.178***
6 -	1:02.361	33.484	1:35.845 **(3)**	74.33	1.568	10:20:46.023

P28 65 C Nigel TERRY Yamaha TZR 250 - NTrap Garage Doors

IDEAL LAP TIME : 1:34.796 BEST LAP TIME : 1:35.576 DIFFERENCE : 0.780

LAP	SECTOR 1	SECTOR 2	LAP TIME	MPH	DIFF	TIME OF DAY
1 -	1:10.421	34.728	1:45.149	67.75	9.573	10:12:38.230
2 -	1:02.355	33.551	1:35.906 **(2)**	74.28	0.330	10:14:14.136
3 -	1:04.300	***33.153***	1:37.453 **(3)**	73.10	1.877	10:15:51.589
4 -	***1:01.643***	33.933	***1:35.576*** **(1)**	***74.54***		***10:17:27.165***
5 -	1:06.960	34.119	1:41.079	70.48	5.503	10:19:08.244
6 -	1:07.035	33.517	1:40.552	70.85	4.976	10:20:48.796

P29 87 Denise BUTTON Yamaha TZR 250 -

IDEAL LAP TIME : 1:38.791 BEST LAP TIME : 1:38.933 DIFFERENCE : 0.142

LAP	SECTOR 1	SECTOR 2	LAP TIME	MPH	DIFF	TIME OF DAY
1 -	1:10.859	36.507	1:47.366	66.35	8.433	10:12:45.301
2 -	1:05.484	35.647	1:41.131	70.44	2.198	10:14:26.432
3 -	1:04.830	35.021	1:39.851	71.35	0.918	10:16:06.283
4 -	1:04.442	***34.830***	1:39.272 **(2)**	71.76	0.339	10:17:45.555
5 -	1:04.570	35.135	1:39.705 **(3)**	71.45	0.772	10:19:25.260
6 -	***1:03.961***	34.972	***1:38.933*** **(1)**	***72.01***		***10:21:04.193***

P30 20 R Sara Sophie OSTERHOLZER Yamaha TZR 250 -

IDEAL LAP TIME : 1:46.047 BEST LAP TIME : 1:46.296 DIFFERENCE : 0.249

LAP	SECTOR 1	SECTOR 2	LAP TIME	MPH	DIFF	TIME OF DAY
1 -	1:10.504	37.524	1:48.028	65.95	1.732	10:12:43.379
2 -	1:11.181	38.530	1:49.711	64.94	3.415	10:14:33.090
3 -	1:10.104	37.210	1:47.314 **(2)**	66.39	1.018	10:16:20.404
4 -	1:10.322	***37.052***	1:47.374 **(3)**	66.35	1.078	10:18:07.778
5 -	***1:08.995***	37.301	***1:46.296*** **(1)**	***67.02***		***10:19:54.074***
6 -	1:09.384	38.416	1:47.800	66.09	1.504	10:21:41.874

Weather / Track : Cloudy / Dry

Donington Park National: 1.9790 miles
Date: 01/06/2024 Start: 10:10 Finish: 10:20

BMCRC - MRO Championships 2024 - Rnd 4 @ Donington National

DFDS Yamaha Past Masters

QUALIFYING - BEST SECTORS

SECTOR 1				SECTOR 2			IDEAL / BEST COMPARISON					
POS	NO	NAME	TIME	NO	NAME	TIME	POS	NO	NAME	IDEAL	BEST	DIFF
									PERFECT LAP	1:18.736		
1	51	WHOLEY	50.876	51	WHOLEY	27.860	1	51	WHOLEY	1:18.736	1:18.899	0.163
2	8	BALL	51.499	8	BALL	28.420	2	8	BALL	1:19.919	1:20.000	0.081
3	57	MOOK	51.825	74	WHITBY	28.616	3	57	MOOK	1:20.606	1:20.675	0.069
4	27	HAYWARD	53.084	27	HAYWARD	28.704	4	27	HAYWARD	1:21.788	1:21.788	0.000
5	85	WALES	53.092	57	MOOK	28.781	5	74	WHITBY	1:21.852	1:21.931	0.079
6	74	WHITBY	53.236	70	BURSCOUGH	28.836	6	85	WALES	1:22.431	1:22.471	0.040
7	7	FISHWICK	53.579	162	COOPER	29.018	7	7	FISHWICK	1:22.895	1:23.240	0.345
8	162	COOPER	54.054	7	FISHWICK	29.316	8	162	COOPER	1:23.072	1:23.268	0.196
9	333	STUBBERFIELD	54.223	85	WALES	29.339	9	70	BURSCOUGH	1:23.130	1:23.635	0.505
10	70	BURSCOUGH	54.294	60	GOUGH	29.516	10	60	GOUGH	1:23.972	1:23.972	0.000
11	60	GOUGH	54.456	72	HAMILTON	29.588	11	333	STUBBERFIELD	1:24.058	1:24.303	0.245
12	72	HAMILTON	54.501	26	LEE	29.703	12	72	HAMILTON	1:24.089	1:24.426	0.337
13	26	LEE	54.659	52	FLUX	29.797	13	26	LEE	1:24.362	1:24.475	0.113
14	55	TOLAND	54.760	333	STUBBERFIELD	29.835	14	55	TOLAND	1:24.613	1:24.938	0.325
15	52	FLUX	54.895	55	TOLAND	29.853	15	52	FLUX	1:24.692	1:24.913	0.221
16	100	MAY	55.390	58	STANLEY	29.957	16	100	MAY	1:25.738	1:25.738	0.000
17	46	MARSHALL	56.247	100	MAY	30.348	17	58	STANLEY	1:26.624	1:26.624	0.000
18	58	STANLEY	56.667	46	MARSHALL	30.519	18	46	MARSHALL	1:26.766	1:26.766	0.000
19	34	NIELD	56.705	34	NIELD	30.669	19	34	NIELD	1:27.374	1:27.626	0.252
20	73	TURNER	56.826	73	TURNER	30.764	20	73	TURNER	1:27.590	1:27.726	0.136
21	67	BAILEY	57.582	19	CALDWELL	30.889	21	30	COOPER	1:28.933	1:28.933	0.000
22	30	COOPER	57.609	36	ZANUTTO	31.012	22	67	BAILEY	1:28.964	1:28.964	0.000
23	69	ELLERAY	58.047	30	COOPER	31.324	23	19	CALDWELL	1:29.006	1:29.006	0.000
24	36	ZANUTTO	58.052	67	BAILEY	31.382	24	36	ZANUTTO	1:29.064	1:29.607	0.543
25	19	CALDWELL	58.117	69	ELLERAY	31.930	25	69	ELLERAY	1:29.977	1:30.079	0.102
26	54	HOLD	1:00.981	54	HOLD	31.974	26	54	HOLD	1:32.955	1:33.465	0.510
27	42	PEARSON	1:01.300	42	PEARSON	32.977	27	42	PEARSON	1:34.277	1:34.277	0.000
28	65	TERRY	1:01.643	65	TERRY	33.153	28	65	TERRY	1:34.796	1:35.576	0.780
29	87	BUTTON	1:03.961	87	BUTTON	34.830	29	87	BUTTON	1:38.791	1:38.933	0.142
30	20	OSTERHOLZER	1:08.995	20	OSTERHOLZER	37.052	30	20	OSTERHOLZER	1:46.047	1:46.296	0.249

Weather / Track : Cloudy / Dry

Donington Park National: 1.9790 miles
Date: 01/06/2024 Start: 10:10 Finish: 10:20

Results can be found at www.tsl-timing.com

Printed - 10:22 Saturday, 01 June 2024

BMCRC - MRO Championships 2024 - Rnd 4 @ Donington National

DFDS Yamaha Past Masters

QUALIFYING - STATISTICS

Competitors Started	30
Planned Start	2024-06-01 @ 09:58:00.000
Actual Start	2024-06-01 @ 10:10:19.751
Finish Time	2024-06-01 @ 10:20:32.698
Track Length	1.9790mi.
Total Laps	197
Total Distance Covered	389.8762mi.

Session Fastest Lap History

NO	CL	NAME	LAP TIME	TIME OF DAY	LAP	VEHICLE
51		**Kevin WHOLEY**	**1:25.626**	10:12:14.276	1	Yamaha TZR 250
51		**Kevin WHOLEY**	**1:19.819**	10:13:34.094	2	Yamaha TZR 250
51		**Kevin WHOLEY**	**1:19.041**	10:14:53.135	3	Yamaha TZR 250
51		**Kevin WHOLEY**	**1:19.031**	10:18:51.128	6	Yamaha TZR 250
51		**Kevin WHOLEY**	**1:18.899**	10:20:10.026	7	Yamaha TZR 250

Flag History

TYPE	TIME OF DAY
GREEN	10:10:19.751
FINISH	10:20:32.698

Flag Statistics

TYPE	COUNT	TOTAL LAPS	TOTAL TIME
Green	1	8	11:57.262
Red	0	0	0.000
Safety Car	0	0	0.000
FCY	0	0	0.000

Weather / Track : Cloudy / Dry

Donington Park National: 1.9790 miles
Date: 01/06/2024 Start: 10:10 Finish: 10:20

BMCRC - MRO Championships 2024 - Rnd 4 @ Donington National

DFDS Yamaha Past Masters

QUALIFYING - STATISTICS

CLASS : 14 Starters

Fastest Lap History

NO	NAME	LAP TIME	TIME OF DAY	LAP	VEHICLE
51	**Kevin WHOLEY**	**1:25.626**	10:12:14.276	1	Yamaha TZR 250
51	**Kevin WHOLEY**	**1:19.819**	10:13:34.094	2	Yamaha TZR 250
51	**Kevin WHOLEY**	**1:19.041**	10:14:53.135	3	Yamaha TZR 250
51	**Kevin WHOLEY**	**1:19.031**	10:18:51.128	6	Yamaha TZR 250
51	**Kevin WHOLEY**	**1:18.899**	10:20:10.026	7	Yamaha TZR 250

Weather / Track : Cloudy / Dry

Donington Park National: 1.9790 miles
Date: 01/06/2024 Start: 10:10 Finish: 10:20

BMCRC - MRO Championships 2024 - Rnd 4 @ Donington National

DFDS Yamaha Past Masters

QUALIFYING - STATISTICS

CLASS : C

14 Starters

Fastest Lap History

NO	NAME	LAP TIME	TIME OF DAY	LAP	VEHICLE
46	**Kevin MARSHALL**	**1:31.480**	10:12:18.758	1	Yamaha TZR 250
333	**Mark STUBBERFIELD**	**1:29.970**	10:12:19.772	1	Yamaha TZR 250
333	**Mark STUBBERFIELD**	**1:26.415**	10:13:46.186	2	Yamaha TZR 250
60	**Danny GOUGH**	**1:25.541**	10:13:48.032	2	Yamaha TZR 250
333	**Mark STUBBERFIELD**	**1:24.486**	10:15:10.673	3	Yamaha TZR 250
333	**Mark STUBBERFIELD**	**1:24.303**	10:16:34.975	4	Yamaha TZR 250
60	**Danny GOUGH**	**1:23.972**	10:16:37.267	4	Yamaha TZR 250

Weather / Track : Cloudy / Dry

Donington Park National: 1.9790 miles
Date: 01/06/2024 Start: 10:10 Finish: 10:20

BMCRC - MRO Championships 2024 - Rnd 4 @ Donington National

DFDS Yamaha Past Masters

QUALIFYING - STATISTICS

CLASS : R

2 Starters

Fastest Lap History

NO	NAME	LAP TIME	TIME OF DAY	LAP	VEHICLE
20	**Sara Sophie OSTERHOLZER**	**1:48.028**	10:12:43.391	1	Yamaha TZR 250
34	**Paul NIELD**	**1:44.059**	10:12:45.537	1	Yamaha TZR 250
34	**Paul NIELD**	**1:33.646**	10:14:19.183	2	Yamaha TZR 250
34	**Paul NIELD**	**1:30.331**	10:15:49.513	3	Yamaha TZR 250
34	**Paul NIELD**	**1:27.626**	10:17:17.139	4	Yamaha TZR 250

Weather / Track : Cloudy / Dry

Donington Park National: 1.9790 miles
Date: 01/06/2024 Start: 10:10 Finish: 10:20

BMCRC - MRO Championships 2024 - Rnd 4 @ Donington National

DFDS Yamaha Past Masters

RACE 4 - GRID (7 Laps)

ROW 10	30	20	Sara Sophie OSTERHOLZER 1:46.296	29	87	Denise BUTTON 1:38.933	28	65 Nigel TERRY 1:35.576
ROW 9	27	42	Martin PEARSON 1:34.277	26	54	John HOLD 1:33.465	25	69 Mark ELLERAY 1:30.079
ROW 8	24	36	Phil ZANUTTO 1:29.607	23	19	Tommi CALDWELL 1:29.006	22	67 Mark BAILEY 1:28.964
ROW 7	21	30	Alan COOPER 1:28.933	20	73	Colvin TURNER 1:27.726	19	34 Paul NIELD 1:27.626
ROW 6	18	46	Kevin MARSHALL 1:26.766	17	58	Ian STANLEY 1:26.624	16	100 David MAY 1:25.738
ROW 5	15	55	Paul TOLAND 1:24.938	14	52	Andy FLUX 1:24.913	13	26 Damian LEE 1:24.475
ROW 4	12	72	John HAMILTON 1:24.426	11	333	Mark STUBBERFIELD 1:24.303	10	60 Danny GOUGH 1:23.972
ROW 3	9	70	Andrew BURSCOUGH 1:23.635	8	162	Darren COOPER 1:23.268	7	7 Pete FISHWICK 1:23.240
ROW 2	6	85	Andrew WALES 1:22.471	5	74	Paul WHITBY 1:21.931	4	27 Richard HAYWARD 1:21.788
ROW 1	3	57	Geoff MOOK 1:20.675	2	8	David BALL 1:20.000	1	51 Kevin WHOLEY 1:18.899

Pole

These results are provisional until the conclusion of any judicial and technical matters.

Donington Park National: 1.9790 miles

Clerk Of Course:	Stewards:	Timekeeper: Craig Smith	

Results can be found at www.tsl-timing.com

Printed - 10:23 Saturday, 01 June 2024

BMCRC - MRO Championships 2024 - Rnd 4 @ Donington National

DFDS Yamaha Past Masters

RACE 4 - CLASSIFICATION

Race Distance: 7 Laps / 13.85 miles

POS	NO	CL	PIC	NAME	ENTRY	LAPS	TIME	GAP	DIFF	MPH	BEST	ON	GRD	↑↓
1	51		1	Kevin WHOLEY	Yamaha TZR 250 - Twistgrip Motorcycles	7	9:20.005			88.81	1:18.720	4	1	0
2	8		2	David BALL	Yamaha TZR 250 - Gardiner Page and Roe pension consulta	7	9:21.025	1.020	1.020	88.65	1:19.221	2	2	0
3	57		3	Geoff MOOK	Yamaha TZR 250 -	7	9:21.506	1.501	0.481	88.57	1:19.321	6	3	0
4	27		4	Richard HAYWARD	Yamaha TZR 250 - BC vehicle repairs/ Snap on Tools	7	9:30.070	10.065	8.564	87.24	1:20.099	2	4	0
5	30		5	Alan COOPER	Yamaha TZR 250 - Twistgrip Motorcycles	7	9:30.265	10.260	0.195	87.21	1:19.862	5	21	16
6	74		6	Paul WHITBY	Yamaha TZR 250 - Greybridge Ltd	7	9:35.279	15.274	5.014	86.45	1:20.973	2	5	-1
7	85		7	Andrew WALES	Yamaha TZR 250 - Show Control International	7	9:36.701	16.696	1.422	86.24	1:20.884	2	6	-1
8	26		8	Damian LEE	Yamaha TZR 250 - Leed Autos	7	9:36.783	16.778	0.082	86.23	1:20.732	3	13	5
9	162		9	Darren COOPER	Yamaha TZR 250 - Twistgrip Motorcycles	7	9:37.292	17.287	0.509	86.15	1:21.245	2	8	-1
10	70		10	Andrew BURSCOUGH	Yamaha YPVS 350 - Mad biker designs/Martitanium	7	9:45.734	25.729	8.442	84.91	1:21.932	4	9	-1
11	333	C	1	Mark STUBBERFIELD	Yamaha TZR 250 - Polished concrete London	7	9:55.621	35.616	9.887	83.50	1:23.300	7	11	0
12	55		11	Paul TOLAND	Yamaha TZR 250 - Kippers keys	7	9:56.556	36.551	0.935	83.37	1:23.584	6	15	3
13	52	C	2	Andy FLUX	Yamaha TZR 250 - Mach 1 Automotive LTD	7	9:57.612	37.607	1.056	83.22	1:23.888	5	14	1
14	60	C	3	Danny GOUGH	Yamaha TZR 250 - G Force Motorcycles	7	9:57.717	37.712	0.105	83.20	1:23.828	6	10	-4
15	19	C	4	Tommi CALDWELL	Yamaha TZR 250 - DART Motorsport	7	10:07.785	47.780	10.068	81.83	1:23.304	5	23	8
16	34	R	1	Paul NIELD	Yamaha TZR 250 -	7	10:13.109	53.104	5.324	81.12	1:26.429	7	19	3
17	100		12	David MAY	Yamaha TZR 250 - www.ypmrc.co.uk	7	10:13.703	53.698	0.594	81.04	1:25.776	6	16	-1
18	46	C	5	Kevin MARSHALL	Yamaha TZR 250 - Stacey Processing	7	10:15.185	55.180	1.482	80.84	1:26.442	6	18	0
19	73	C	6	Colvin TURNER	Yamaha TZR 250 -	7	10:15.825	55.820	0.640	80.76	1:25.842	6	20	1
20	58	C	7	Ian STANLEY	Yamaha TZR 250 - Twistgrip Motorcycles	7	10:25.716	1:05.711	9.891	79.48	1:26.255	7	17	-3
21	67	C	8	Mark BAILEY	Yamaha TZR 250 - Elite Air conditioning Ltd. Hydroflow plum	7	10:33.594	1:13.589	7.878	78.49	1:29.217	6	22	1
22	36	C	9	Phil ZANUTTO	Yamaha TZR 250 - Westend garage	7	10:33.679	1:13.674	0.085	78.48	1:28.762	5	24	2
23	42	C	10	Martin PEARSON	Yamaha TZR 250 -	7	10:36.430	1:16.425	2.751	78.14	1:29.276	6	27	4
24	69	C	11	Mark ELLERAY	Yamaha TZR 250 - Abbot Solutions Ltd	7	10:36.640	1:16.635	0.210	78.12	1:28.734	7	25	1
25	54	C	12	John HOLD	Yamaha RD350 YPVS -	6	9:28.989	1 Lap	1 Lap	74.88	1:31.538	6	26	1
26	65	C	13	Nigel TERRY	Yamaha TZR 250 - NTrap Garage Doors	6	9:39.580	1 Lap	10.591	73.52	1:32.598	2	28	2
27	87		13	Denise BUTTON	Yamaha TZR 250 -	6	9:51.139	1 Lap	11.559	72.08	1:35.414	4	29	2
28	20	R	2	Sara Sophie OSTERHOLZER	Yamaha TZR 250 -	6	9:54.795	1 Lap	3.656	71.64	1:36.096	5	30	2

NOT CLASSIFIED

DNF	72	C		John HAMILTON	Yamaha TZR 250 - LW Racing	6	8:27.739	1 Lap		83.92	1:22.959	3	12	
DNF	7			Pete FISHWICK	Yamaha TZR 250 - 2T Engineering	3	4:13.817	4 Laps	3 Laps	83.67	1:22.870	2	7	

FASTEST LAP

51		Kevin WHOLEY	Yamaha TZR 250 - Twistgrip Motorcycles	4	1:18.720	90.50 mph	145.65 kph
72	C	John HAMILTON	Yamaha TZR 250 - LW Racing	3	1:22.959	85.88 mph	138.21 kph
34	R	Paul NIELD	Yamaha TZR 250 -	7	1:26.429	82.43 mph	132.66 kph

Comments:
Class - 92.5% of Race Speed = 82.14 mph
Class C - 92.5% of Race Speed = 77.23 mph
Class R - 92.5% of Race Speed = 75.03 mph

Weather / Track : Cloudy / Dry
These results are provisional until the conclusion of any judicial and technical matters.

Date: 01/06/2024 Start: 14:02 Finish: 14:11
Donington Park National: 1.9790 miles

Clerk Of Course:	Stewards:	Timekeeper: Craig Smith	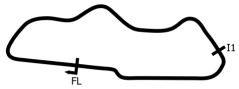

Results can be found at www.tsl-timing.com

Printed - 14:14 Saturday, 01 June 2024

BMCRC - MRO Championships 2024 - Rnd 4 @ Donington National

DFDS Yamaha Past Masters

RACE 4 - LAP CHART

LAP 1 @ 14:03:30.812

NO	BEHIND	LAP TIME
51		1:23.273
57	0.545	1:23.818
8	0.980	1:24.253
27	1.201	1:24.474
74	2.019	1:25.292
162	2.752	1:26.025
85	3.858	1:27.131
7	4.417	1:27.690
30	4.503	1:27.776
70	5.139	1:28.412
26	5.152	1:28.425
60	6.192	1:29.465
55	6.803	1:30.076
72	7.157	1:30.430
333	7.332	1:30.605
52	7.748	1:31.021
34	8.974	1:32.247
100	9.611	1:32.884
73	9.663	1:32.936
46	10.428	1:33.701
67	11.605	1:34.878
42	12.965	1:36.238
36	14.765	1:38.038
65	15.843	1:39.116
58	15.937	1:39.210
69	16.467	1:39.740
54	16.848	1:40.121
19	18.032	1:41.305
87	22.869	1:46.142
20	23.494	1:46.767

LAP 2 @ 14:04:49.964

NO	BEHIND	LAP TIME
51		1:19.152
8	1.049	1:19.221
57	1.808	1:20.415
27	2.148	1:20.099
74	3.840	1:20.973
162	4.845	1:21.245
30	5.240	1:19.889
85	5.590	1:20.884
26	7.535	1:21.535
7	8.135	1:22.870
70	8.567	1:22.580
60	12.452	1:25.412
72	12.682	1:24.677
55	13.245	1:25.594
333	13.460	1:25.280
52	14.049	1:25.453
34	16.705	1:26.883
73	16.997	1:26.486
100	17.664	1:27.205
46	18.154	1:26.878
67	21.770	1:29.317
42	23.388	1:29.575
36	24.997	1:29.384
58	25.336	1:28.551
19	25.448	1:26.568
69	27.075	1:29.760
65	29.289	1:32.598
54	30.587	1:32.891
20	42.700	1:38.358
87	43.295	1:39.578

LAP 3 @ 14:06:09.164

NO	BEHIND	LAP TIME
51		1:19.200
8	1.266	1:19.417
57	2.081	1:19.473
27	3.621	1:20.673
74	5.975	1:21.335
30	6.321	1:20.281
85	7.679	1:21.289
162	7.886	1:22.241
26	9.067	1:20.732
70	11.375	1:22.008
7	12.192	1:23.257
72	16.441	1:22.959
60	18.207	1:24.955
55	18.454	1:24.409
333	18.942	1:24.682
52	19.402	1:24.553
34	24.532	1:27.027
100	25.042	1:26.578
73	25.556	1:27.759
46	25.755	1:26.801
19	30.966	1:24.718
67	33.020	1:30.450
42	33.729	1:29.541
58	33.913	1:27.777
36	34.841	1:29.044
69	37.687	1:29.812
65	44.868	1:34.779
54	45.082	1:33.695
87	1:02.635	1:38.540
20	1:02.863	1:39.363

LAP 4 @ 14:07:27.884

NO	BEHIND	LAP TIME
51		1:18.720
8	2.006	1:19.460
57	2.832	1:19.471
27	5.633	1:20.732
30	7.810	1:20.209
74	8.513	1:21.258
85	10.726	1:21.767
162	10.891	1:21.725
26	11.595	1:21.248
70	14.587	1:21.932
72	21.067	1:23.346
55	24.095	1:24.361
333	24.365	1:24.143
60	25.073	1:25.586
52	25.480	1:24.798
34	32.509	1:26.697
100	32.979	1:26.657
73	33.932	1:27.096
46	34.415	1:27.380
19	36.384	1:24.138
58	44.444	1:29.251
67	45.077	1:30.777
36	46.484	1:30.363
42	46.494	1:31.485
69	49.168	1:30.201
54	1:04.144	1:37.782
65	1:04.729	1:38.581
87	1:19.329	1:35.414

LAP 5 @ 14:08:47.882

NO	BEHIND	LAP TIME
51		1:19.998
20	1 Lap	1:36.717
8	1.693	1:19.685
57	2.514	1:19.680
27	7.273	1:21.638
30	7.674	1:19.862
74	9.805	1:21.290
85	12.690	1:21.962
162	12.865	1:21.972
26	13.195	1:21.598
70	17.957	1:23.368
72	24.189	1:23.120
55	28.121	1:24.024
333	28.520	1:24.153
60	29.085	1:24.010
52	29.370	1:23.888
34	39.386	1:26.875
19	39.690	1:23.304
73	40.610	1:26.676
100	41.001	1:28.020
46	41.335	1:26.918
58	51.096	1:26.650
67	54.594	1:29.515
36	55.248	1:28.762
42	56.919	1:30.423
69	58.659	1:29.489
54	1:17.108	1:32.962
65	1:19.264	1:34.533

LAP 6 @ 14:10:07.732

NO	BEHIND	LAP TIME
51		1:19.850
8	1.568	1:19.725
57	1.985	1:19.321
30	8.525	1:20.701
27	8.721	1:21.298
74	12.370	1:22.415
85	15.065	1:22.225
162	15.150	1:22.135
26	15.277	1:21.932
87	1 Lap	1:36.003
20	1 Lap	1:36.096
70	21.379	1:23.272
72	27.546	1:23.207
55	31.855	1:23.584
333	32.128	1:23.458
60	33.063	1:23.828
52	33.455	1:23.935
19	44.013	1:24.173
34	46.487	1:26.951
73	46.602	1:25.842
100	46.927	1:25.776
46	47.927	1:26.442
58	59.268	1:28.022
67	1:03.961	1:29.217
36	1:04.475	1:29.077
42	1:06.345	1:29.276
69	1:07.713	1:28.904

LAP 7 @ 14:11:27.544

NO	BEHIND	LAP TIME
51		1:19.812
8	1.020	1:19.264
57	1.501	1:19.328
54	1 Lap	1:31.538
27	10.065	1:21.156
30	10.260	1:21.547
74	15.274	1:22.716
85	16.696	1:21.443
26	16.778	1:21.313
162	17.287	1:21.949
65	1 Lap	1:39.973
70	25.729	1:24.162
87	1 Lap	1:35.462
20	1 Lap	1:37.494
333	35.616	1:23.300
55	36.551	1:24.508
52	37.607	1:23.964
60	37.712	1:24.461
19	47.780	1:23.579
34	53.104	1:26.429
100	53.698	1:26.583
46	55.180	1:27.065
73	55.820	1:29.030
58	1:05.711	1:26.255
67	1:13.589	1:29.440
36	1:13.674	1:29.011
42	1:16.425	1:29.892
69	1:16.635	1:28.734

Weather / Track : Cloudy / Dry

Donington Park National: 1.9790 miles
Date: 01/06/2024 Start: 14:02 Finish: 14:11

Results can be found at www.tsl-timing.com

Printed - 14:14 Saturday, 01 June 2024

BMCRC - MRO Championships 2024 - Rnd 4 @ Donington National

DFDS Yamaha Past Masters

RACE 4 - POSITION CHART

No	Name	Lap Pos	1	2	3	4	5	6	7
51	WHOLEY	1	51	51	51	51	51	51	51
8	BALL	2	57	8	8	8	8	8	8
57	MOOK	3	8	57	57	57	57	57	57
27	HAYWARD	4	27	27	27	27	27	30	27
74	WHITBY	5	74	74	74	30	30	27	30
85	WALES	6	162	162	30	74	74	74	74
7	FISHWICK	7	85	30	85	85	85	85	85
162	COOPER	8	7	85	162	162	162	162	26
70	BURSCOUGH	9	30	26	26	26	26	26	162
60	GOUGH	10	70	7	70	70	70	70	70
333	STUBBERFIELD	11	26	70	7	72	72	72	333
72	HAMILTON	12	60	60	72	55	55	55	55
26	LEE	13	55	72	60	333	333	333	52
52	FLUX	14	72	55	55	60	60	60	60
55	TOLAND	15	333	333	333	52	52	52	19
100	MAY	16	52	52	52	34	34	19	34
58	STANLEY	17	34	34	34	100	19	34	100
46	MARSHALL	18	100	73	100	73	73	73	46
34	NIELD	19	73	100	73	46	100	100	73
73	TURNER	20	46	46	46	19	46	46	58
30	COOPER	21	67	67	19	58	58	58	67
67	BAILEY	22	42	42	67	67	67	67	36
19	CALDWELL	23	36	36	42	36	36	36	42
36	ZANUTTO	24	65	58	58	42	42	42	69
69	ELLERAY	25	58	19	36	69	69	69	
54	HOLD	26	69	69	69	54	54	54	
42	PEARSON	27	54	65	65	65	65	65	
65	TERRY	28	19	54	54	87	87	87	
87	BUTTON	29	87	20	87	20	20	20	
20	OSTERHOLZER	30	20	87	20				

Weather / Track : Cloudy / Dry

Donington Park National: 1.9790 miles
Date: 01/06/2024 Start: 14:02 Finish: 14:11

Results can be found at www.tsl-timing.com

Printed - 14:14 Saturday, 01 June 2024

BMCRC - MRO Championships 2024 - Rnd 4 @ Donington National

DFDS Yamaha Past Masters

RACE 4 - SECTOR ANALYSIS

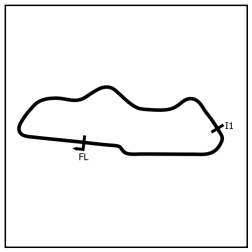

SECTOR 1 = FL to I1, SECTOR 2 = I1 to FL, DIFF = Difference To Personal Best Lap, P = Crossed Finish Line in Pit Lane, D = Time Disallowed

P1 51 Kevin WHOLEY
Yamaha TZR 250 - Twistgrip Motorcycles

IDEAL LAP TIME : 1:18.720 BEST LAP TIME : 1:18.720 DIFFERENCE : 0.000

LAP	SECTOR 1	SECTOR 2	LAP TIME	MPH	DIFF	TIME OF DAY
1 -		28.184	1:23.273	85.55	4.553	14:03:30.812
2 -	51.227	27.925	1:19.152 (2)	90.01	0.432	14:04:49.964
3 -	51.114	28.086	1:19.200 (3)	89.95	0.480	14:06:09.164
4 -	***50.869***	***27.851***	***1:18.720 (1)***	***90.50***		***14:07:27.884***
5 -	51.313	28.685	1:19.998	89.06	1.278	14:08:47.882
6 -	51.699	28.151	1:19.850	89.22	1.130	14:10:07.732
7 -	51.604	28.208	1:19.812	89.26	1.092	14:11:27.544

P2 8 David BALL
Yamaha TZR 250 - Gardiner Page and Roe pension consultants

IDEAL LAP TIME : 1:19.165 BEST LAP TIME : 1:19.221 DIFFERENCE : 0.056

LAP	SECTOR 1	SECTOR 2	LAP TIME	MPH	DIFF	TIME OF DAY
1 -		28.448	1:24.253	84.56	5.032	14:03:31.792
2 -	51.197	28.024	***1:19.221 (1)***	***89.93***		***14:04:51.013***
3 -	***51.164***	28.253	1:19.417 (3)	89.71	0.196	14:06:10.430
4 -	51.254	28.206	1:19.460	89.66	0.239	14:07:29.890
5 -	51.388	28.297	1:19.685	89.41	0.464	14:08:49.575
6 -	51.582	28.143	1:19.725	89.36	0.504	14:10:09.300
7 -	51.263	***28.001***	1:19.264 (2)	89.88	0.043	14:11:28.564

P3 57 Geoff MOOK
Yamaha TZR 250 -

IDEAL LAP TIME : 1:19.163 BEST LAP TIME : 1:19.321 DIFFERENCE : 0.158

LAP	SECTOR 1	SECTOR 2	LAP TIME	MPH	DIFF	TIME OF DAY
1 -		28.393	1:23.818	85.00	4.497	14:03:31.357
2 -	***51.193***	29.222	1:20.415	88.59	1.094	14:04:51.772
3 -	51.233	28.240	1:19.473	89.64	0.152	14:06:11.245
4 -	51.245	28.226	1:19.471 (3)	89.65	0.150	14:07:30.716
5 -	51.245	28.435	1:19.680	89.41	0.359	14:08:50.396
6 -	51.205	28.116	***1:19.321 (1)***	***89.82***		***14:10:09.717***
7 -	51.358	***27.970***	1:19.328 (2)	89.81	0.007	14:11:29.045

P4 27 Richard HAYWARD
Yamaha TZR 250 - BC vehicle repairs/ Snap on Tools

IDEAL LAP TIME : 1:19.828 BEST LAP TIME : 1:20.099 DIFFERENCE : 0.271

LAP	SECTOR 1	SECTOR 2	LAP TIME	MPH	DIFF	TIME OF DAY
1 -		28.408	1:24.474	84.34	4.375	14:03:32.013
2 -	***51.487***	28.612	***1:20.099 (1)***	***88.94***		***14:04:52.112***
3 -	52.190	28.483	1:20.673 (2)	88.31	0.574	14:06:12.785
4 -	52.380	28.352	1:20.732 (3)	88.25	0.633	14:07:33.517
5 -	53.231	28.407	1:21.638	87.27	1.539	14:08:55.155
6 -	52.741	28.557	1:21.298	87.63	1.199	14:10:16.453
7 -	52.815	***28.341***	1:21.156	87.78	1.057	14:11:37.609

P5 30 Alan COOPER
Yamaha TZR 250 - Twistgrip Motorcycles

IDEAL LAP TIME : 1:19.581 BEST LAP TIME : 1:19.862 DIFFERENCE : 0.281

LAP	SECTOR 1	SECTOR 2	LAP TIME	MPH	DIFF	TIME OF DAY
1 -		28.777	1:27.776	81.16	7.914	14:03:35.315
2 -	***51.735***	28.154	1:19.889 (2)	89.18	0.027	14:04:55.204
3 -	52.140	28.141	1:20.281	88.74	0.419	14:06:15.485
4 -	51.967	28.242	1:20.209 (3)	88.82	0.347	14:07:35.694
5 -	52.016	***27.846***	***1:19.862 (1)***	***89.21***		***14:08:55.556***
6 -	52.625	28.076	1:20.701	88.28	0.839	14:10:16.257
7 -	52.871	28.676	1:21.547	87.36	1.685	14:11:37.804

Weather / Track : Cloudy / Dry

Donington Park National: 1.9790 miles
Date: 01/06/2024 Start: 14:02 Finish: 14:11

BMCRC - MRO Championships 2024 - Rnd 4 @ Donington National

DFDS Yamaha Past Masters

RACE 4 - SECTOR ANALYSIS

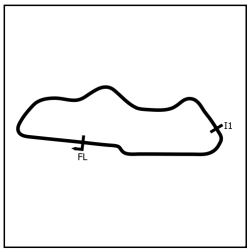

SECTOR 1 = FL to I1, SECTOR 2 = I1 to FL, DIFF = Difference To Personal Best Lap, P = Crossed Finish Line in Pit Lane, D = Time Disallowed

P6 74 Paul WHITBY Yamaha TZR 250 - Greybridge Ltd

IDEAL LAP TIME : 1:20.709 BEST LAP TIME : 1:20.973 DIFFERENCE : 0.264

LAP	SECTOR 1	SECTOR 2	LAP TIME	MPH	DIFF	TIME OF DAY
1 -		28.547	1:25.292	83.53	4.319	14:03:32.831
2 -	***52.280***	28.693	***1:20.973*** **(1)**	***87.98***		***14:04:53.804***
3 -	52.514	28.821	1:21.335	87.59	0.362	14:06:15.139
4 -	52.829	***28.429***	1:21.258 **(2)**	87.67	0.285	14:07:36.397
5 -	52.563	28.727	1:21.290 **(3)**	87.64	0.317	14:08:57.687
6 -	53.061	29.354	1:22.415	86.44	1.442	14:10:20.102
7 -	53.784	28.932	1:22.716	86.13	1.743	14:11:42.818

P7 85 Andrew WALES Yamaha TZR 250 - Show Control International

IDEAL LAP TIME : 1:20.884 BEST LAP TIME : 1:20.884 DIFFERENCE : 0.000

LAP	SECTOR 1	SECTOR 2	LAP TIME	MPH	DIFF	TIME OF DAY
1 -		29.113	1:27.131	81.76	6.247	14:03:34.670
2 -	***52.098***	***28.786***	***1:20.884*** **(1)**	***88.08***		***14:04:55.554***
3 -	52.426	28.863	1:21.289 **(2)**	87.64	0.405	14:06:16.843
4 -	52.370	29.397	1:21.767	87.13	0.883	14:07:38.610
5 -	52.954	29.008	1:21.962	86.92	1.078	14:09:00.572
6 -	52.372	29.853	1:22.225	86.64	1.341	14:10:22.797
7 -	52.417	29.026	1:21.443 **(3)**	87.48	0.559	14:11:44.240

P8 26 Damian LEE Yamaha TZR 250 - Leed Autos

IDEAL LAP TIME : 1:20.329 BEST LAP TIME : 1:20.732 DIFFERENCE : 0.403

LAP	SECTOR 1	SECTOR 2	LAP TIME	MPH	DIFF	TIME OF DAY
1 -		29.962	1:28.425	80.57	7.693	14:03:35.964
2 -	53.088	***28.447***	1:21.535	87.38	0.803	14:04:57.499
3 -	52.003	28.729	***1:20.732*** **(1)**	***88.25***		***14:06:18.231***
4 -	***51.882***	29.366	1:21.248 **(2)**	87.69	0.516	14:07:39.479
5 -	52.361	29.237	1:21.598	87.31	0.866	14:09:01.077
6 -	52.422	29.510	1:21.932	86.95	1.200	14:10:23.009
7 -	52.527	28.786	1:21.313 **(3)**	87.61	0.581	14:11:44.322

P9 162 Darren COOPER Yamaha TZR 250 - Twistgrip Motorcycles

IDEAL LAP TIME : 1:21.223 BEST LAP TIME : 1:21.245 DIFFERENCE : 0.022

LAP	SECTOR 1	SECTOR 2	LAP TIME	MPH	DIFF	TIME OF DAY
1 -		***28.825***	1:26.025	82.82	4.780	14:03:33.564
2 -	***52.398***	28.847	***1:21.245*** **(1)**	***87.69***		***14:04:54.809***
3 -	52.927	29.314	1:22.241	86.63	0.996	14:06:17.050
4 -	52.617	29.108	1:21.725 **(2)**	87.17	0.480	14:07:38.775
5 -	52.639	29.333	1:21.972	86.91	0.727	14:09:00.747
6 -	52.684	29.451	1:22.135	86.74	0.890	14:10:22.882
7 -	52.909	29.040	1:21.949 **(3)**	86.93	0.704	14:11:44.831

P10 70 Andrew BURSCOUGH Yamaha YPVS 350 - Mad biker designs/Martitanium

IDEAL LAP TIME : 1:21.930 BEST LAP TIME : 1:21.932 DIFFERENCE : 0.002

LAP	SECTOR 1	SECTOR 2	LAP TIME	MPH	DIFF	TIME OF DAY
1 -		29.678	1:28.412	80.58	6.480	14:03:35.951
2 -	53.577	29.003	1:22.580 **(3)**	86.27	0.648	14:04:58.531
3 -	***53.206***	28.802	1:22.008 **(2)**	86.87	0.076	14:06:20.539
4 -	53.208	***28.724***	***1:21.932*** **(1)**	***86.95***		***14:07:42.471***
5 -	54.390	28.978	1:23.368	85.46	1.436	14:09:05.839
6 -	54.277	28.995	1:23.272	85.55	1.340	14:10:29.111
7 -	55.019	29.143	1:24.162	84.65	2.230	14:11:53.273

BMCRC - MRO Championships 2024 - Rnd 4 @ Donington National

DFDS Yamaha Past Masters

RACE 4 - SECTOR ANALYSIS

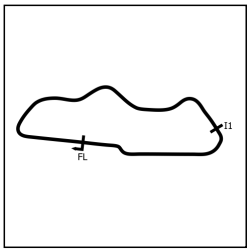

SECTOR 1 = FL to I1, SECTOR 2 = I1 to FL, DIFF = Difference To Personal Best Lap, P = Crossed Finish Line in Pit Lane, D = Time Disallowed

P11 333 C Mark STUBBERFIELD Yamaha TZR 250 - Polished concrete London

IDEAL LAP TIME : 1:23.214 BEST LAP TIME : 1:23.300 DIFFERENCE : 0.086

LAP	SECTOR 1	SECTOR 2	LAP TIME	MPH	DIFF	TIME OF DAY
1 -		30.125	1:30.605	78.63	7.305	14:03:38.144
2 -	54.870	30.410	1:25.280	83.54	1.980	14:05:03.424
3 -	54.684	29.998	1:24.682	84.13	1.382	14:06:28.106
4 -	54.351	29.792	1:24.143 (3)	84.67	0.843	14:07:52.249
5 -	54.424	29.729	1:24.153	84.66	0.853	14:09:16.402
6 -	53.796	***29.662***	1:23.458 (2)	85.36	0.158	14:10:39.860
7 -	***53.552***	29.748	***1:23.300 (1)***	***85.52***		***14:12:03.160***

P12 55 Paul TOLAND Yamaha TZR 250 - Kippers keys

IDEAL LAP TIME : 1:23.584 BEST LAP TIME : 1:23.584 DIFFERENCE : 0.000

LAP	SECTOR 1	SECTOR 2	LAP TIME	MPH	DIFF	TIME OF DAY
1 -		29.883	1:30.076	79.09	6.492	14:03:37.615
2 -	55.417	30.177	1:25.594	83.23	2.010	14:05:03.209
3 -	54.778	29.631	1:24.409	84.40	0.825	14:06:27.618
4 -	54.756	29.605	1:24.361 (3)	84.45	0.777	14:07:51.979
5 -	54.523	29.501	1:24.024 (2)	84.79	0.440	14:09:16.003
6 -	***54.100***	***29.484***	***1:23.584 (1)***	***85.23***		***14:10:39.587***
7 -	54.819	29.689	1:24.508	84.30	0.924	14:12:04.095

P13 52 C Andy FLUX Yamaha TZR 250 - Mach 1 Automotive LTD

IDEAL LAP TIME : 1:23.675 BEST LAP TIME : 1:23.888 DIFFERENCE : 0.213

LAP	SECTOR 1	SECTOR 2	LAP TIME	MPH	DIFF	TIME OF DAY
1 -		30.293	1:31.021	78.27	7.133	14:03:38.560
2 -	55.103	30.350	1:25.453	83.37	1.565	14:05:04.013
3 -	54.493	30.060	1:24.553	84.26	0.665	14:06:28.566
4 -	54.814	29.984	1:24.798	84.01	0.910	14:07:53.364
5 -	54.407	29.481	***1:23.888 (1)***	***84.93***		***14:09:17.252***
6 -	***54.203***	29.732	1:23.935 (2)	84.88	0.047	14:10:41.187
7 -	54.492	***29.472***	1:23.964 (3)	84.85	0.076	14:12:05.151

P14 60 C Danny GOUGH Yamaha TZR 250 - G Force Motorcycles

IDEAL LAP TIME : 1:23.764 BEST LAP TIME : 1:23.828 DIFFERENCE : 0.064

LAP	SECTOR 1	SECTOR 2	LAP TIME	MPH	DIFF	TIME OF DAY
1 -		29.584	1:29.465	79.63	5.637	14:03:37.004
2 -	55.694	29.718	1:25.412	83.41	1.584	14:05:02.416
3 -	55.289	29.666	1:24.955	83.86	1.127	14:06:27.371
4 -	55.584	30.002	1:25.586	83.24	1.758	14:07:52.957
5 -	54.467	***29.543***	1:24.010 (2)	84.80	0.182	14:09:16.967
6 -	***54.221***	29.607	***1:23.828 (1)***	***84.99***		***14:10:40.795***
7 -	54.584	29.877	1:24.461 (3)	84.35	0.633	14:12:05.256

P15 19 C Tommi CALDWELL Yamaha TZR 250 - DART Motorsport

IDEAL LAP TIME : 1:23.304 BEST LAP TIME : 1:23.304 DIFFERENCE : 0.000

LAP	SECTOR 1	SECTOR 2	LAP TIME	MPH	DIFF	TIME OF DAY
1 -		31.038	1:41.305	70.32	18.001	14:03:48.844
2 -	56.444	30.124	1:26.568	82.30	3.264	14:05:15.412
3 -	54.668	30.050	1:24.718	84.09	1.414	14:06:40.130
4 -	54.705	29.433	1:24.138 (3)	84.67	0.834	14:08:04.268
5 -	***53.888***	***29.416***	***1:23.304 (1)***	***85.52***		***14:09:27.572***
6 -	54.467	29.706	1:24.173	84.64	0.869	14:10:51.745
7 -	53.973	29.606	1:23.579 (2)	85.24	0.275	14:12:15.324

BMCRC - MRO Championships 2024 - Rnd 4 @ Donington National

DFDS Yamaha Past Masters

RACE 4 - SECTOR ANALYSIS

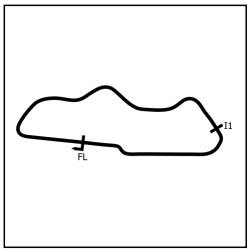

SECTOR 1 = FL to I1, SECTOR 2 = I1 to FL, DIFF = Difference To Personal Best Lap, P = Crossed Finish Line in Pit Lane, D = Time Disallowed

P16 34 R Paul NIELD Yamaha TZR 250 -

IDEAL LAP TIME : 1:26.274 BEST LAP TIME : 1:26.429 DIFFERENCE : 0.155

LAP	SECTOR 1	SECTOR 2	LAP TIME	MPH	DIFF	TIME OF DAY
1 -		30.607	1:32.247	77.23	5.818	14:03:39.786
2 -	56.386	30.497	1:26.883	82.00	0.454	14:05:06.669
3 -	56.417	30.610	1:27.027	81.86	0.598	14:06:33.696
4 -	56.343	30.354	1:26.697 (2)	82.17	0.268	14:08:00.393
5 -	56.410	30.465	1:26.875 (3)	82.01	0.446	14:09:27.268
6 -	***56.143***	30.808	1:26.951	81.93	0.522	14:10:54.219
7 -	56.298	***30.131***	***1:26.429 (1)***	***82.43***		***14:12:20.648***

P17 100 David MAY Yamaha TZR 250 - www.ypmrc.co.uk

IDEAL LAP TIME : 1:25.377 BEST LAP TIME : 1:25.776 DIFFERENCE : 0.399

LAP	SECTOR 1	SECTOR 2	LAP TIME	MPH	DIFF	TIME OF DAY
1 -		30.876	1:32.884	76.70	7.108	14:03:40.423
2 -	56.019	31.186	1:27.205	81.69	1.429	14:05:07.628
3 -	55.693	30.885	1:26.578 (2)	82.29	0.802	14:06:34.206
4 -	***55.533***	31.124	1:26.657	82.21	0.881	14:08:00.863
5 -	56.273	31.747	1:28.020	80.94	2.244	14:09:28.883
6 -	55.932	***29.844***	***1:25.776 (1)***	***83.06***		***14:10:54.659***
7 -	56.149	30.434	1:26.583 (3)	82.28	0.807	14:12:21.242

P18 46 C Kevin MARSHALL Yamaha TZR 250 - Stacey Processing

IDEAL LAP TIME : 1:25.986 BEST LAP TIME : 1:26.442 DIFFERENCE : 0.456

LAP	SECTOR 1	SECTOR 2	LAP TIME	MPH	DIFF	TIME OF DAY
1 -		30.961	1:33.701	76.03	7.259	14:03:41.240
2 -	56.328	30.550	1:26.878 (3)	82.00	0.436	14:05:08.118
3 -	56.092	30.709	1:26.801 (2)	82.08	0.359	14:06:34.919
4 -	56.904	30.476	1:27.380	81.53	0.938	14:08:02.299
5 -	***55.606***	31.312	1:26.918	81.96	0.476	14:09:29.217
6 -	56.062	***30.380***	***1:26.442 (1)***	***82.42***		***14:10:55.659***
7 -	56.253	30.812	1:27.065	81.83	0.623	14:12:22.724

P19 73 C Colvin TURNER Yamaha TZR 250 -

IDEAL LAP TIME : 1:25.536 BEST LAP TIME : 1:25.842 DIFFERENCE : 0.306

LAP	SECTOR 1	SECTOR 2	LAP TIME	MPH	DIFF	TIME OF DAY
1 -		30.864	1:32.936	76.66	7.094	14:03:40.475
2 -	56.420	***30.066***	1:26.486 (2)	82.37	0.644	14:05:06.961
3 -	56.870	30.889	1:27.759	81.18	1.917	14:06:34.720
4 -	56.242	30.854	1:27.096	81.80	1.254	14:08:01.816
5 -	55.736	30.940	1:26.676 (3)	82.19	0.834	14:09:28.492
6 -	***55.470***	30.372	***1:25.842 (1)***	***82.99***		***14:10:54.334***
7 -	56.876	32.154	1:29.030	80.02	3.188	14:12:23.364

P20 58 C Ian STANLEY Yamaha TZR 250 - Twistgrip Motorcycles

IDEAL LAP TIME : 1:26.255 BEST LAP TIME : 1:26.255 DIFFERENCE : 0.000

LAP	SECTOR 1	SECTOR 2	LAP TIME	MPH	DIFF	TIME OF DAY
1 -		32.037	1:39.210	71.81	12.955	14:03:46.749
2 -	57.282	31.269	1:28.551	80.45	2.296	14:05:15.300
3 -	57.342	30.435	1:27.777 (3)	81.16	1.522	14:06:43.077
4 -	58.812	30.439	1:29.251	79.82	2.996	14:08:12.328
5 -	56.291	30.359	1:26.650 (2)	82.22	0.395	14:09:38.978
6 -	57.037	30.985	1:28.022	80.94	1.767	14:11:07.000
7 -	***56.070***	***30.185***	***1:26.255 (1)***	***82.59***		***14:12:33.255***

BMCRC - MRO Championships 2024 - Rnd 4 @ Donington National

DFDS Yamaha Past Masters

RACE 4 - SECTOR ANALYSIS

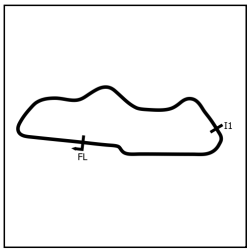

SECTOR 1 = FL to I1, SECTOR 2 = I1 to FL, DIFF = Difference To Personal Best Lap, P = Crossed Finish Line in Pit Lane, D = Time Disallowed

P21 67 C Mark BAILEY Yamaha TZR 250 - Elite Air conditioning Ltd. Hydroflow plumbing

IDEAL LAP TIME : 1:29.080 BEST LAP TIME : 1:29.217 DIFFERENCE : 0.137

LAP	SECTOR 1	SECTOR 2	LAP TIME	MPH	DIFF	TIME OF DAY
1 -		***31.209***	1:34.878	75.09	5.661	14:03:42.417
2 -	***57.871***	31.446	1:29.317 **(2)**	79.76	0.100	14:05:11.734
3 -	58.653	31.797	1:30.450	78.76	1.233	14:06:42.184
4 -	59.047	31.730	1:30.777	78.48	1.560	14:08:12.961
5 -	58.234	31.281	1:29.515	79.59	0.298	14:09:42.476
6 -	57.973	31.244	***1:29.217*** **(1)**	***79.85***		***14:11:11.693***
7 -	58.170	31.270	1:29.440 **(3)**	79.65	0.223	14:12:41.133

P22 36 C Phil ZANUTTO Yamaha TZR 250 - Westend garage

IDEAL LAP TIME : 1:28.232 BEST LAP TIME : 1:28.762 DIFFERENCE : 0.530

LAP	SECTOR 1	SECTOR 2	LAP TIME	MPH	DIFF	TIME OF DAY
1 -		31.350	1:38.038	72.67	9.276	14:03:45.577
2 -	58.123	31.261	1:29.384	79.70	0.622	14:05:14.961
3 -	57.901	31.143	1:29.044 **(3)**	80.01	0.282	14:06:44.005
4 -	59.010	31.353	1:30.363	78.84	1.601	14:08:14.368
5 -	***57.518***	31.244	***1:28.762*** **(1)**	***80.26***		***14:09:43.130***
6 -	57.838	31.239	1:29.077	79.98	0.315	14:11:12.207
7 -	58.297	***30.714***	1:29.011 **(2)**	80.04	0.249	14:12:41.218

P23 42 C Martin PEARSON Yamaha TZR 250 -

IDEAL LAP TIME : 1:29.276 BEST LAP TIME : 1:29.276 DIFFERENCE : 0.000

LAP	SECTOR 1	SECTOR 2	LAP TIME	MPH	DIFF	TIME OF DAY
1 -		31.526	1:36.238	74.03	6.962	14:03:43.777
2 -	57.865	31.710	1:29.575 **(3)**	79.53	0.299	14:05:13.352
3 -	57.994	31.547	1:29.541 **(2)**	79.56	0.265	14:06:42.893
4 -	59.759	31.726	1:31.485	77.87	2.209	14:08:14.378
5 -	58.391	32.032	1:30.423	78.79	1.147	14:09:44.801
6 -	***57.780***	***31.496***	***1:29.276*** **(1)**	***79.80***		***14:11:14.077***
7 -	58.172	31.720	1:29.892	79.25	0.616	14:12:43.969

P24 69 C Mark ELLERAY Yamaha TZR 250 - Abbot Solutions Ltd

IDEAL LAP TIME : 1:28.587 BEST LAP TIME : 1:28.734 DIFFERENCE : 0.147

LAP	SECTOR 1	SECTOR 2	LAP TIME	MPH	DIFF	TIME OF DAY
1 -		32.244	1:39.740	71.43	11.006	14:03:47.279
2 -	58.238	31.522	1:29.760	79.37	1.026	14:05:17.039
3 -	58.072	31.740	1:29.812	79.32	1.078	14:06:46.851
4 -	58.429	31.772	1:30.201	78.98	1.467	14:08:17.052
5 -	57.829	31.660	1:29.489 **(3)**	79.61	0.755	14:09:46.541
6 -	57.488	***31.416***	1:28.904 **(2)**	80.13	0.170	14:11:15.445
7 -	***57.171***	31.563	***1:28.734*** **(1)**	***80.29***		***14:12:44.179***

P25 54 C John HOLD Yamaha RD350 YPVS -

IDEAL LAP TIME : 1:31.538 BEST LAP TIME : 1:31.538 DIFFERENCE : 0.000

LAP	SECTOR 1	SECTOR 2	LAP TIME	MPH	DIFF	TIME OF DAY
1 -		32.293	1:40.121	71.16	8.583	14:03:47.660
2 -	1:00.962	31.929	1:32.891 **(2)**	76.69	1.353	14:05:20.551
3 -	1:00.718	32.977	1:33.695	76.04	2.157	14:06:54.246
4 -	1:05.023	32.759	1:37.782	72.86	6.244	14:08:32.028
5 -	1:01.128	31.834	1:32.962 **(3)**	76.64	1.424	14:10:04.990
6 -	***59.812***	***31.726***	***1:31.538*** **(1)**	***77.83***		***14:11:36.528***

BMCRC - MRO Championships 2024 - Rnd 4 @ Donington National

DFDS Yamaha Past Masters

RACE 4 - SECTOR ANALYSIS

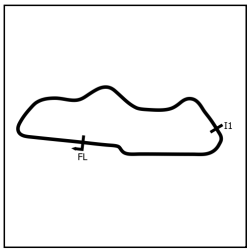

SECTOR 1 = FL to I1, SECTOR 2 = I1 to FL, DIFF = Difference To Personal Best Lap, P = Crossed Finish Line in Pit Lane, D = Time Disallowed

P26 65 C Nigel TERRY Yamaha TZR 250 - NTrap Garage Doors

IDEAL LAP TIME : 1:32.598 BEST LAP TIME : 1:32.598 DIFFERENCE : 0.000

LAP	SECTOR 1	SECTOR 2	LAP TIME	MPH	DIFF	TIME OF DAY
1 -		32.798	1:39.116	71.88	6.518	14:03:46.655
2 -	***1:00.659***	***31.939***	***1:32.598 (1)***	***76.94***		***14:05:19.253***
3 -	1:01.651	33.128	1:34.779 **(3)**	75.17	2.181	14:06:54.032
4 -	1:05.003	33.578	1:38.581	72.27	5.983	14:08:32.613
5 -	1:01.846	32.687	1:34.533 **(2)**	75.36	1.935	14:10:07.146
6 -	1:06.984	32.989	1:39.973	71.26	7.375	14:11:47.119

P27 87 Denise BUTTON Yamaha TZR 250 -

IDEAL LAP TIME : 1:34.968 BEST LAP TIME : 1:35.414 DIFFERENCE : 0.446

LAP	SECTOR 1	SECTOR 2	LAP TIME	MPH	DIFF	TIME OF DAY
1 -		34.918	1:46.142	67.12	10.728	14:03:53.681
2 -	1:04.547	35.031	1:39.578	71.54	4.164	14:05:33.259
3 -	1:03.351	35.189	1:38.540	72.30	3.126	14:07:11.799
4 -	1:01.878	33.536	***1:35.414 (1)***	***74.67***		***14:08:47.213***
5 -	1:02.581	***33.422***	1:36.003 **(3)**	74.21	0.589	14:10:23.216
6 -	***1:01.546***	33.916	1:35.462 **(2)**	74.63	0.048	14:11:58.678

P28 20 R Sara Sophie OSTERHOLZER Yamaha TZR 250 -

IDEAL LAP TIME : 1:35.855 BEST LAP TIME : 1:36.096 DIFFERENCE : 0.241

LAP	SECTOR 1	SECTOR 2	LAP TIME	MPH	DIFF	TIME OF DAY
1 -		35.349	1:46.767	66.73	10.671	14:03:54.306
2 -	1:04.282	34.076	1:38.358	72.43	2.262	14:05:32.664
3 -	1:03.554	35.809	1:39.363	71.70	3.267	14:07:12.027
4 -	1:03.224	***33.493***	1:36.717 **(2)**	73.66	0.621	14:08:48.744
5 -	***1:02.362***	33.734	***1:36.096 (1)***	***74.14***		***14:10:24.840***
6 -	1:02.679	34.815	1:37.494 **(3)**	73.07	1.398	14:12:02.334

P29 72 C John HAMILTON Yamaha TZR 250 - LW Racing

IDEAL LAP TIME : 1:22.753 BEST LAP TIME : 1:22.959 DIFFERENCE : 0.206

LAP	SECTOR 1	SECTOR 2	LAP TIME	MPH	DIFF	TIME OF DAY
1 -		30.074	1:30.430	78.78	7.471	14:03:37.969
2 -	55.397	29.280	1:24.677	84.13	1.718	14:05:02.646
3 -	53.856	***29.103***	***1:22.959 (1)***	***85.88***		***14:06:25.605***
4 -	53.931	29.415	1:23.346	85.48	0.387	14:07:48.951
5 -	53.899	29.221	1:23.120 **(2)**	85.71	0.161	14:09:12.071
6 -	53.946	29.261	1:23.207 **(3)**	85.62	0.248	14:10:35.278

P30 7 Pete FISHWICK Yamaha TZR 250 - 2T Engineering

IDEAL LAP TIME : 1:22.734 BEST LAP TIME : 1:22.870 DIFFERENCE : 0.136

LAP	SECTOR 1	SECTOR 2	LAP TIME	MPH	DIFF	TIME OF DAY
1 -		29.393	1:27.690	81.24	4.820	14:03:35.229
2 -	53.617	***29.253***	***1:22.870 (1)***	***85.97***		***14:04:58.099***
3 -	***53.481***	29.776	1:23.257 **(2)**	85.57	0.387	14:06:21.356

BMCRC - MRO Championships 2024 - Rnd 4 @ Donington National

DFDS Yamaha Past Masters

RACE 4 - BEST SECTORS

SECTOR 1				SECTOR 2			IDEAL / BEST COMPARISON					
POS	NO	NAME	TIME	NO	NAME	TIME	POS	NO	NAME	IDEAL	BEST	DIFF
									PERFECT LAP	1:18.715		
1	51	WHOLEY	50.869	30	COOPER	27.846	1	51	WHOLEY	1:18.720	1:18.720	0.000
2	8	BALL	51.164	51	WHOLEY	27.851	2	57	MOOK	1:19.163	1:19.321	0.158
3	57	MOOK	51.193	57	MOOK	27.970	3	8	BALL	1:19.165	1:19.221	0.056
4	27	HAYWARD	51.487	8	BALL	28.001	4	30	COOPER	1:19.581	1:19.862	0.281
5	30	COOPER	51.735	27	HAYWARD	28.341	5	27	HAYWARD	1:19.828	1:20.099	0.271
6	26	LEE	51.882	74	WHITBY	28.429	6	26	LEE	1:20.329	1:20.732	0.403
7	85	WALES	52.098	26	LEE	28.447	7	74	WHITBY	1:20.709	1:20.973	0.264
8	74	WHITBY	52.280	70	BURSCOUGH	28.724	8	85	WALES	1:20.884	1:20.884	0.000
9	162	COOPER	52.398	85	WALES	28.786	9	162	COOPER	1:21.223	1:21.245	0.022
10	70	BURSCOUGH	53.206	162	COOPER	28.825	10	70	BURSCOUGH	1:21.930	1:21.932	0.002
11	7	FISHWICK	53.481	72	HAMILTON	29.103	11	7	FISHWICK	1:22.734	1:22.870	0.136
12	333	STUBBERFIELD	53.552	7	FISHWICK	29.253	12	72	HAMILTON	1:22.753	1:22.959	0.206
13	72	HAMILTON	53.650	19	CALDWELL	29.416	13	333	STUBBERFIELD	1:23.214	1:23.300	0.086
14	19	CALDWELL	53.888	52	FLUX	29.472	14	19	CALDWELL	1:23.304	1:23.304	0.000
15	55	TOLAND	54.100	55	TOLAND	29.484	15	55	TOLAND	1:23.584	1:23.584	0.000
16	52	FLUX	54.203	60	GOUGH	29.543	16	52	FLUX	1:23.675	1:23.888	0.213
17	60	GOUGH	54.221	333	STUBBERFIELD	29.662	17	60	GOUGH	1:23.764	1:23.828	0.064
18	73	TURNER	55.470	100	MAY	29.844	18	100	MAY	1:25.377	1:25.776	0.399
19	100	MAY	55.533	73	TURNER	30.066	19	73	TURNER	1:25.536	1:25.842	0.306
20	46	MARSHALL	55.606	34	NIELD	30.131	20	46	MARSHALL	1:25.986	1:26.442	0.456
21	58	STANLEY	56.070	58	STANLEY	30.185	21	58	STANLEY	1:26.255	1:26.255	0.000
22	34	NIELD	56.143	46	MARSHALL	30.380	22	34	NIELD	1:26.274	1:26.429	0.155
23	69	ELLERAY	57.171	36	ZANUTTO	30.714	23	36	ZANUTTO	1:28.232	1:28.762	0.530
24	36	ZANUTTO	57.518	67	BAILEY	31.209	24	69	ELLERAY	1:28.587	1:28.734	0.147
25	42	PEARSON	57.780	69	ELLERAY	31.416	25	67	BAILEY	1:29.080	1:29.217	0.137
26	67	BAILEY	57.871	42	PEARSON	31.496	26	42	PEARSON	1:29.276	1:29.276	0.000
27	54	HOLD	59.812	54	HOLD	31.726	27	54	HOLD	1:31.538	1:31.538	0.000
28	65	TERRY	1:00.659	65	TERRY	31.939	28	65	TERRY	1:32.598	1:32.598	0.000
29	87	BUTTON	1:01.546	87	BUTTON	33.422	29	87	BUTTON	1:34.968	1:35.414	0.446
30	20	OSTERHOLZER	1:02.362	20	OSTERHOLZER	33.493	30	20	OSTERHOLZER	1:35.855	1:36.096	0.241

Weather / Track : Cloudy / Dry

Donington Park National: 1.9790 miles
Date: 01/06/2024 Start: 14:02 Finish: 14:11

Results can be found at www.tsl-timing.com

Printed - 14:14 Saturday, 01 June 2024

BMCRC - MRO Championships 2024 - Rnd 4 @ Donington National

DFDS Yamaha Past Masters

RACE 4 - STATISTICS

Competitors Started	30
Planned Start	2024-06-01 @ 13:10:00.000
Actual Start	2024-06-01 @ 14:02:07.538
Finish Time	2024-06-01 @ 14:11:27.543
Track Length	1.9790mi.
Total Laps	201
Total Distance Covered	397.7925mi.

Session Fastest Lap History

NO	CL	NAME	LAP TIME	TIME OF DAY	LAP	VEHICLE
51		**Kevin WHOLEY**	**1:19.152**	14:04:49.989	2	Yamaha TZR 250
51		**Kevin WHOLEY**	**1:18.720**	14:07:27.908	4	Yamaha TZR 250

Session Leader History

NO	CL	NAME	FROM LAP	LAPS LED	DISTANCE	VEHICLE
51		**Kevin WHOLEY**	1	7	13.81 miles	Yamaha TZR 250

Flag History

TYPE	TIME OF DAY
GREEN	14:02:07.538
FINISH	14:11:27.543

Flag Statistics

TYPE	COUNT	TOTAL LAPS	TOTAL TIME
Green	1	7	10:59.514
Red	0	0	0.000
Safety Car	0	0	0.000
FCY	0	0	0.000

Weather / Track : Cloudy / Dry

Donington Park National: 1.9790 miles
Date: 01/06/2024 Start: 14:02 Finish: 14:11

BMCRC - MRO Championships 2024 - Rnd 4 @ Donington National

DFDS Yamaha Past Masters

RACE 4 - STATISTICS

CLASS : 14 Starters

Fastest Lap History

NO	NAME	LAP TIME	TIME OF DAY	LAP	VEHICLE
51	**Kevin WHOLEY**	**1:19.152**	14:04:49.989	2	Yamaha TZR 250
51	**Kevin WHOLEY**	**1:18.720**	14:07:27.908	4	Yamaha TZR 250

Leader History

NO	NAME	FROM LAP	LAPS LED	DISTANCE	VEHICLE
51	**Kevin WHOLEY**	1	7	13.81 miles	Yamaha TZR 250

Weather / Track : Cloudy / Dry

Donington Park National: 1.9790 miles
Date: 01/06/2024 Start: 14:02 Finish: 14:11

BMCRC - MRO Championships 2024 - Rnd 4 @ Donington National

DFDS Yamaha Past Masters

RACE 4 - STATISTICS

CLASS : C

14 Starters

Fastest Lap History

NO	NAME	LAP TIME	TIME OF DAY	LAP	VEHICLE
60	**Danny GOUGH**	**1:25.412**	14:05:02.441	2	Yamaha TZR 250
72	**John HAMILTON**	**1:24.677**	14:05:02.674	2	Yamaha TZR 250
72	**John HAMILTON**	**1:22.959**	14:06:25.633	3	Yamaha TZR 250

Leader History

NO	NAME	FROM LAP	LAPS LED	DISTANCE	VEHICLE
60	**Danny GOUGH**	1	2	3.92 miles	Yamaha TZR 250
72	**John HAMILTON**	3	4	7.91 miles	Yamaha TZR 250
333	**Mark STUBBERFIELD**	7	1	1.97 miles	Yamaha TZR 250

Weather / Track : Cloudy / Dry

Donington Park National: 1.9790 miles
Date: 01/06/2024 Start: 14:02 Finish: 14:11

BMCRC - MRO Championships 2024 - Rnd 4 @ Donington National

DFDS Yamaha Past Masters

RACE 4 - STATISTICS

CLASS : R

2 Starters

Fastest Lap History

NO	NAME	LAP TIME	TIME OF DAY	LAP	VEHICLE
34	**Paul NIELD**	**1:26.883**	14:05:06.678	2	Yamaha TZR 250
34	**Paul NIELD**	**1:26.697**	14:08:00.403	4	Yamaha TZR 250
34	**Paul NIELD**	**1:26.429**	14:12:20.658	7	Yamaha TZR 250

Leader History

NO	NAME	FROM LAP	LAPS LED	DISTANCE	VEHICLE
34	**Paul NIELD**	1	7	13.81 miles	Yamaha TZR 250

Weather / Track : Cloudy / Dry

Donington Park National: 1.9790 miles
Date: 01/06/2024 Start: 14:02 Finish: 14:11

BMCRC - MRO Championships 2024 - Rnd 4 @ Donington National

DFDS Yamaha Past Masters

RACE 15 - GRID (7 Laps)

ROW 10	30	20	Sara Sophie OSTERHOLZER 1:36.096	29	87	Denise BUTTON 1:35.414	28	65	Nigel TERRY 1:32.598
ROW 9	27	54	John HOLD 1:31.538	26	42	Martin PEARSON 1:29.276	25	67	Mark BAILEY 1:29.217
ROW 8	24	36	Phil ZANUTTO 1:28.762	23	69	Mark ELLERAY 1:28.734	22	46	Kevin MARSHALL 1:26.442
ROW 7	21	34	Paul NIELD 1:26.429	20	58	Ian STANLEY 1:26.255	19	73	Colvin TURNER 1:25.842
ROW 6	18	100	David MAY 1:25.776	17	52	Andy FLUX 1:23.888	16	60	Danny GOUGH 1:23.828
ROW 5	15	55	Paul TOLAND 1:23.584	14	19	Tommi CALDWELL 1:23.304	13	333	Mark STUBBERFIELD 1:23.300
ROW 4	12	72	John HAMILTON 1:22.959	11	7	Pete FISHWICK 1:22.870	10	70	Andrew BURSCOUGH 1:21.932
ROW 3	9	162	Darren COOPER 1:21.245	8	74	Paul WHITBY 1:20.973	7	85	Andrew WALES 1:20.884
ROW 2	6	26	Damian LEE 1:20.732	5	27	Richard HAYWARD 1:20.099	4	30	Alan COOPER 1:19.862
ROW 1	3	57	Geoff MOOK 1:19.321	2	8	David BALL 1:19.221	1	51	Kevin WHOLEY 1:18.720

Pole

These results are provisional until the conclusion of any judicial and technical matters.

Donington Park National: 1.9790 miles

Clerk Of Course:	Stewards:	Timekeeper: Craig Smith	

Results can be found at www.tsl-timing.com

Printed - 14:15 Saturday, 01 June 2024

BMCRC - MRO Championships 2024 - Rnd 4 @ Donington National

DFDS Yamaha Past Masters

RACE 15 - CLASSIFICATION

Race Distance: 5 Laps / 9.89 miles

POS	NO	CL	PIC	NAME	ENTRY	LAPS	TIME	GAP	DIFF	MPH	BEST	ON	GRD	↑↓
1	51		1	Kevin WHOLEY	Yamaha TZR 250 - Twistgrip Motorcycles	5	6:40.351			88.63	1:18.893	4	1	0
2	30		2	Alan COOPER	Yamaha TZR 250 - Twistgrip Motorcycles	5	6:42.415	2.064	2.064	88.18	1:18.920	4	4	2
3	8		3	David BALL	Yamaha TZR 250 - Gardiner Page and Roe pension consulta	5	6:42.528	2.177	0.113	88.15	1:19.035	4	2	-1
4	57		4	Geoff MOOK	Yamaha TZR 250 -	5	6:43.140	2.789	0.612	88.02	1:18.960	4	3	-1
5	27		5	Richard HAYWARD	Yamaha TZR 250 - BC vehicle repairs/ Snap on Tools	5	6:48.176	7.825	5.036	86.93	1:20.589	5	5	0
6	26		6	Damian LEE	Yamaha TZR 250 - Leed Autos	5	6:50.867	10.516	2.691	86.37	1:20.728	4	6	0
7	74		7	Paul WHITBY	Yamaha TZR 250 - Greybridge Ltd	5	6:52.374	12.023	1.507	86.05	1:21.202	3	8	1
8	162		8	Darren COOPER	Yamaha TZR 250 - Twistgrip Motorcycles	5	6:52.981	12.630	0.607	85.92	1:21.040	3	9	1
9	85		9	Andrew WALES	Yamaha TZR 250 - Show Control International	5	6:53.296	12.945	0.315	85.86	1:21.060	4	7	-2
10	19	C	1	Tommi CALDWELL	Yamaha TZR 250 - DART Motorsport	5	6:56.684	16.333	3.388	85.16	1:21.915	4	14	4
11	333	C	2	Mark STUBBERFIELD	Yamaha TZR 250 - Polished concrete London	5	7:01.738	21.387	5.054	84.14	1:22.454	2	13	2
12	55		10	Paul TOLAND	Yamaha TZR 250 - Kippers keys	5	7:03.272	22.921	1.534	83.83	1:22.749	2	15	3
13	60	C	3	Danny GOUGH	Yamaha TZR 250 - G Force Motorcycles	5	7:07.861	27.510	4.589	82.93	1:24.092	5	16	3
14	72	C	4	John HAMILTON	Yamaha TZR 250 - LW Racing	5	7:08.123	27.772	0.262	82.88	1:24.212	2	12	-2
15	52	C	5	Andy FLUX	Yamaha TZR 250 - Mach 1 Automotive LTD	5	7:09.603	29.252	1.480	82.60	1:24.248	2	17	2
16	34	R	1	Paul NIELD	Yamaha TZR 250 -	5	7:20.312	39.961	10.709	80.59	1:26.199	3	21	5
17	73	C	6	Colvin TURNER	Yamaha TZR 250 -	5	7:22.222	41.871	1.910	80.24	1:26.432	3	19	2
18	58	C	7	Ian STANLEY	Yamaha TZR 250 - Twistgrip Motorcycles	5	7:26.159	45.808	3.937	79.53	1:25.845	3	20	2
19	36	C	8	Phil ZANUTTO	Yamaha TZR 250 - Westend garage	5	7:35.276	54.925	9.117	77.94	1:27.223	5	24	5
20	67*	C	9	Mark BAILEY	Yamaha TZR 250 - Elite Air conditioning Ltd. Hydroflow plum	5	7:35.915	55.564	0.639	77.83	1:27.079	3	25	5
21	42	C	10	Martin PEARSON	Yamaha TZR 250 -	5	7:37.203	56.852	1.288	77.61	1:28.534	5	26	5
22	69	C	11	Mark ELLERAY	Yamaha TZR 250 - Abbot Solutions Ltd	5	7:38.019	57.668	0.816	77.47	1:29.228	5	23	1
23	65	C	12	Nigel TERRY	Yamaha TZR 250 - NTrap Garage Doors	4	7:27.297	1 Lap	1 Lap	63.40	1:38.612	3	28	5
24	20	R	2	Sara Sophie OSTERHOLZER	Yamaha TZR 250 -	4	7:28.477	1 Lap	1.180	63.24	1:38.892	3	30	6

NOT CLASSIFIED

DNF	100			David MAY	Yamaha TZR 250 - www.ypmrc.co.uk	2	3:11.750	3 Laps	2 Laps	73.59			18	
DNF	70			Andrew BURSCOUGH	Yamaha YPVS 350 - Mad biker designs/Martitanium	0							10	
DNF	54	C		John HOLD	Yamaha RD350 YPVS -	0							27	

FASTEST LAP

	51		Kevin WHOLEY	Yamaha TZR 250 - Twistgrip Motorcycles	4	1:18.893	90.30 mph	145.33 kph
	19	C	Tommi CALDWELL	Yamaha TZR 250 - DART Motorsport	4	1:21.915	86.97 mph	139.97 kph
	34	R	Paul NIELD	Yamaha TZR 250 -	3	1:26.199	82.65 mph	133.01 kph

Comments:
*** No. 67 - 10 second penalty - yellow flag infringement**
Class - 92.5% of Race Speed = 81.98 mph
Class C - 92.5% of Race Speed = 78.77 mph
Class R - 92.5% of Race Speed = 74.54 mph

Weather / Track : Bright / Dry
These results are provisional until the conclusion of any judicial and technical matters.

Date: 01/06/2024 Start: 17:27 Finish: 17:34
Donington Park National: 1.9790 miles

Clerk Of Course:	Stewards:	Timekeeper: Craig Smith	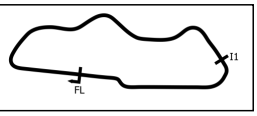

Results can be found at www.tsl-timing.com

Printed - 17:36 Saturday, 01 June 2024

BMCRC - MRO Championships 2024 - Rnd 4 @ Donington National

DFDS Yamaha Past Masters

RACE 15 - LAP CHART

LAP 1		@ 17:29:14.669	LAP 2		@ 17:30:34.990	LAP 3		@ 17:31:54.240	LAP 4		@ 17:33:13.133	LAP 5		@ 17:34:32.114
NO	BEHIND	LAP TIME	NO	BEHIND	LAP TIME	NO	BEHIND	LAP TIME	NO	BEHIND	LAP TIME	NO	BEHIND	LAP TIME
51		1:22.906	**51**		1:20.321	**51**		1:19.250	**51**		1:18.893	**51**		1:18.981
8	0.607	1:23.513	**8**	0.221	1:19.935	**8**	0.499	1:19.528	**8**	0.641	1:19.035	**30**	2.064	1:20.158
30	1.181	1:24.087	**30**	0.691	1:19.831	**30**	0.860	1:19.419	**30**	0.887	1:18.920	**8**	2.177	1:20.517
27	1.492	1:24.398	**57**	1.026	1:19.620	**57**	1.225	1:19.449	**57**	1.292	1:18.960	**57**	2.789	1:20.478
57	1.727	1:24.633	**27**	2.586	1:21.415	**27**	4.510	1:21.174	**27**	6.217	1:20.600	**27**	7.825	1:20.589
162	3.071	1:25.977	**26**	4.472	1:20.861	**26**	6.321	1:21.099	**26**	8.156	1:20.728	**26**	10.516	1:21.341
74	3.548	1:26.454	**74**	4.878	1:21.651	**20**	1 Lap	1:41.082	**74**	9.178	1:21.241	**74**	12.023	1:21.826
26	3.932	1:26.838	**162**	5.325	1:22.575	**74**	6.830	1:21.202	**85**	9.545	1:21.060	**162**	12.630	1:21.703
85	4.482	1:27.388	**85**	5.491	1:21.330	**65**	1 Lap	1:41.391	**162**	9.908	1:21.686	**85**	12.945	1:22.381
19	4.564	1:27.470	**19**	6.776	1:22.533	**162**	7.115	1:21.040	**19**	12.632	1:21.915	**19**	16.333	1:22.682
333	5.025	1:27.931	**333**	7.158	1:22.454	**85**	7.378	1:21.137	**333**	16.919	1:24.079	**333**	21.387	1:23.449
55	5.278	1:28.184	**55**	7.706	1:22.749	**19**	9.610	1:22.084	**55**	18.043	1:24.918	**55**	22.921	1:23.859
60	6.611	1:29.517	**60**	10.544	1:24.254	**333**	11.733	1:23.825	**72**	22.238	1:25.037	**60**	27.510	1:24.092
72	7.115	1:30.021	**72**	11.006	1:24.212	**55**	12.018	1:23.562	**60**	22.399	1:25.296	**72**	27.772	1:24.515
52	7.337	1:30.243	**52**	11.264	1:24.248	**60**	15.996	1:24.702	**52**	23.494	1:25.717	**52**	29.252	1:24.739
34	9.360	1:32.266	**34**	15.930	1:26.891	**72**	16.094	1:24.338	**20**	1 Lap	1:38.892	**34**	39.961	1:28.000
73	10.241	1:33.147	**73**	16.375	1:26.455	**52**	16.670	1:24.656	**65**	1 Lap	1:38.612	**73**	41.871	1:29.092
100	10.596	1:33.502	**67**	18.032	1:27.669	**34**	22.879	1:26.199	**34**	30.942	1:26.956	**67**	45.564	1:29.401
67	10.684	1:33.590	**58**	20.142	1:27.477	**73**	23.557	1:26.432	**73**	31.760	1:27.096	**58**	45.808	1:29.046
58	12.986	1:35.892	**42**	24.601	1:30.604	**67**	25.861	1:27.079	**67**	35.144	1:28.176	**65**	1 Lap	1:39.279
42	14.318	1:37.224	**69**	25.142	1:30.124	**58**	26.737	1:25.845	**58**	35.743	1:27.899	**20**	1 Lap	1:40.701
69	15.339	1:38.245	**36**	26.305	1:30.778	**42**	35.733	1:30.382	**36**	46.683	1:29.315	**36**	54.925	1:27.223
36	15.848	1:38.754	**100**	28.523	1:38.248 **P**	**69**	36.043	1:30.151	**42**	47.299	1:30.459	**42**	56.852	1:28.534
20	1:04.896	2:27.802				**36**	36.261	1:29.206	**69**	47.421	1:30.271	**69**	57.668	1:29.228
65	1:05.109	2:28.015												

Weather / Track : Bright / Dry

Donington Park National: 1.9790 miles
Date: 01/06/2024 Start: 17:27 Finish: 17:34

Results can be found at www.tsl-timing.com

Printed - 17:36 Saturday, 01 June 2024

BMCRC - MRO Championships 2024 - Rnd 4 @ Donington National

DFDS Yamaha Past Masters

RACE 15 - POSITION CHART

No	Name	Lap / Pos	1	2	3	4	5
51	WHOLEY	1	51	51	51	51	51
8	BALL	2	8	8	8	8	30
57	MOOK	3	30	30	30	30	8
30	COOPER	4	27	57	57	57	57
27	HAYWARD	5	57	27	27	27	27
26	LEE	6	162	26	26	26	26
85	WALES	7	74	74	74	74	74
74	WHITBY	8	26	162	162	85	162
162	COOPER	9	85	85	85	162	85
70	BURSCOUGH	10	19	19	19	19	19
72	HAMILTON	11	333	333	333	333	333
333	STUBBERFIELD	12	55	55	55	55	55
19	CALDWELL	13	60	60	60	72	60
55	TOLAND	14	72	72	72	60	72
60	GOUGH	15	52	52	52	52	52
52	FLUX	16	34	34	34	34	34
100	MAY	17	73	73	73	73	73
73	TURNER	18	100	67	67	67	67
58	STANLEY	19	67	58	58	58	58
34	NIELD	20	58	42	42	36	36
69	ELLERAY	21	42	69	69	42	42
36	ZANUTTO	22	69	36	36	69	69
67	BAILEY	23	36	*100*	20	65	
42	PEARSON	24	20	20	65	20	
54	HOLD	25	65	65			
65	TERRY	26					
20	OSTERHOLZER	27					

Weather / Track : Bright / Dry

Donington Park National: 1.9790 miles
Date: 01/06/2024 Start: 17:27 Finish: 17:34

Results can be found at www.tsl-timing.com

Printed - 17:36 Saturday, 01 June 2024

BMCRC - MRO Championships 2024 - Rnd 4 @ Donington National

DFDS Yamaha Past Masters

RACE 15 - SECTOR ANALYSIS

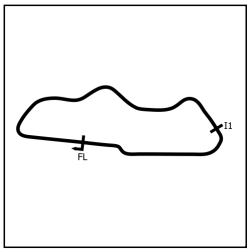

SECTOR 1 = FL to I1, SECTOR 2 = I1 to FL, DIFF = Difference To Personal Best Lap, P = Crossed Finish Line in Pit Lane, D = Time Disallowed

P1 51 Kevin WHOLEY — Yamaha TZR 250 - Twistgrip Motorcycles

IDEAL LAP TIME : 1:18.613 BEST LAP TIME : 1:18.893 DIFFERENCE : 0.280

LAP	SECTOR 1	SECTOR 2	LAP TIME	MPH	DIFF	TIME OF DAY
1 -		27.829	1:22.906	85.93	4.013	17:29:14.669
2 -	52.700	***27.621***	1:20.321	88.70	1.428	17:30:34.990
3 -	51.327	27.923	1:19.250 **(3)**	89.90	0.357	17:31:54.240
4 -	51.213	27.680	***1:18.893*** **(1)**	***90.30***		***17:33:13.133***
5 -	***50.992***	27.989	1:18.981 **(2)**	90.20	0.088	17:34:32.114

P2 30 Alan COOPER — Yamaha TZR 250 - Twistgrip Motorcycles

IDEAL LAP TIME : 1:18.796 BEST LAP TIME : 1:18.920 DIFFERENCE : 0.124

LAP	SECTOR 1	SECTOR 2	LAP TIME	MPH	DIFF	TIME OF DAY
1 -		27.878	1:24.087	84.72	5.167	17:29:15.850
2 -	52.168	27.663	1:19.831 **(3)**	89.24	0.911	17:30:35.681
3 -	***51.307***	28.112	1:19.419 **(2)**	89.70	0.499	17:31:55.100
4 -	51.431	***27.489***	***1:18.920*** **(1)**	***90.27***		***17:33:14.020***
5 -	51.796	28.362	1:20.158	88.88	1.238	17:34:34.178

P3 8 David BALL — Yamaha TZR 250 - Gardiner Page and Roe pension consultants

IDEAL LAP TIME : 1:18.991 BEST LAP TIME : 1:19.035 DIFFERENCE : 0.044

LAP	SECTOR 1	SECTOR 2	LAP TIME	MPH	DIFF	TIME OF DAY
1 -		28.069	1:23.513	85.31	4.478	17:29:15.276
2 -	51.957	***27.978***	1:19.935 **(3)**	89.13	0.900	17:30:35.211
3 -	51.335	28.193	1:19.528 **(2)**	89.58	0.493	17:31:54.739
4 -	***51.013***	28.022	***1:19.035*** **(1)**	***90.14***		***17:33:13.774***
5 -	51.898	28.619	1:20.517	88.48	1.482	17:34:34.291

P4 57 Geoff MOOK — Yamaha TZR 250 -

IDEAL LAP TIME : 1:18.258 BEST LAP TIME : 1:18.960 DIFFERENCE : 0.702

LAP	SECTOR 1	SECTOR 2	LAP TIME	MPH	DIFF	TIME OF DAY
1 -		28.223	1:24.633	84.18	5.673	17:29:16.396
2 -	51.988	***27.632***	1:19.620 **(3)**	89.48	0.660	17:30:36.016
3 -	51.110	28.339	1:19.449 **(2)**	89.67	0.489	17:31:55.465
4 -	***50.626***	28.334	***1:18.960*** **(1)**	***90.23***		***17:33:14.425***
5 -	51.530	28.948	1:20.478	88.52	1.518	17:34:34.903

P5 27 Richard HAYWARD — Yamaha TZR 250 - BC vehicle repairs/ Snap on Tools

IDEAL LAP TIME : 1:20.285 BEST LAP TIME : 1:20.589 DIFFERENCE : 0.304

LAP	SECTOR 1	SECTOR 2	LAP TIME	MPH	DIFF	TIME OF DAY
1 -		28.394	1:24.398	84.41	3.809	17:29:16.161
2 -	52.671	28.744	1:21.415	87.51	0.826	17:30:37.576
3 -	52.255	28.919	1:21.174 **(3)**	87.77	0.585	17:31:58.750
4 -	52.521	***28.079***	1:20.600 **(2)**	88.39	0.011	17:33:19.350
5 -	***52.206***	28.383	***1:20.589*** **(1)**	***88.40***		***17:34:39.939***

P6 26 Damian LEE — Yamaha TZR 250 - Leed Autos

IDEAL LAP TIME : 1:20.547 BEST LAP TIME : 1:20.728 DIFFERENCE : 0.181

LAP	SECTOR 1	SECTOR 2	LAP TIME	MPH	DIFF	TIME OF DAY
1 -		28.449	1:26.838	82.04	6.110	17:29:18.601
2 -	52.593	***28.268***	1:20.861 **(2)**	88.10	0.133	17:30:39.462
3 -	52.447	28.652	1:21.099 **(3)**	87.85	0.371	17:32:00.561
4 -	***52.279***	28.449	***1:20.728*** **(1)**	***88.25***		***17:33:21.289***
5 -	52.747	28.594	1:21.341	87.58	0.613	17:34:42.630

Weather / Track : Bright / Dry

Donington Park National: 1.9790 miles
Date: 01/06/2024 Start: 17:27 Finish: 17:34

BMCRC - MRO Championships 2024 - Rnd 4 @ Donington National

DFDS Yamaha Past Masters

RACE 15 - SECTOR ANALYSIS

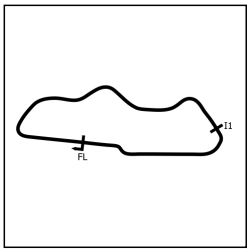

SECTOR 1 = FL to I1, SECTOR 2 = I1 to FL, DIFF = Difference To Personal Best Lap, P = Crossed Finish Line in Pit Lane, D = Time Disallowed

P7 74 Paul WHITBY Yamaha TZR 250 - Greybridge Ltd

IDEAL LAP TIME : 1:20.707 BEST LAP TIME : 1:21.202 DIFFERENCE : 0.495

LAP	SECTOR 1	SECTOR 2	LAP TIME	MPH	DIFF	TIME OF DAY
1 -		28.670	1:26.454	82.40	5.252	17:29:18.217
2 -	52.635	29.016	1:21.651 (3)	87.25	0.449	17:30:39.868
3 -	***52.315***	28.887	***1:21.202 (1)***	***87.73***		***17:32:01.070***
4 -	52.849	***28.392***	1:21.241 (2)	87.69	0.039	17:33:22.311
5 -	52.938	28.888	1:21.826	87.07	0.624	17:34:44.137

P8 162 Darren COOPER Yamaha TZR 250 - Twistgrip Motorcycles

IDEAL LAP TIME : 1:20.831 BEST LAP TIME : 1:21.040 DIFFERENCE : 0.209

LAP	SECTOR 1	SECTOR 2	LAP TIME	MPH	DIFF	TIME OF DAY
1 -		28.839	1:25.977	82.86	4.937	17:29:17.740
2 -	52.813	29.762	1:22.575	86.28	1.535	17:30:40.315
3 -	***52.292***	28.748	***1:21.040 (1)***	***87.91***		***17:32:01.355***
4 -	53.147	***28.539***	1:21.686 (2)	87.21	0.646	17:33:23.041
5 -	52.480	29.223	1:21.703 (3)	87.20	0.663	17:34:44.744

P9 85 Andrew WALES Yamaha TZR 250 - Show Control International

IDEAL LAP TIME : 1:21.000 BEST LAP TIME : 1:21.060 DIFFERENCE : 0.060

LAP	SECTOR 1	SECTOR 2	LAP TIME	MPH	DIFF	TIME OF DAY
1 -		28.653	1:27.388	81.52	6.328	17:29:19.151
2 -	***52.623***	28.707	1:21.330 (3)	87.60	0.270	17:30:40.481
3 -	52.688	28.449	1:21.137 (2)	87.81	0.077	17:32:01.618
4 -	52.683	***28.377***	***1:21.060 (1)***	***87.89***		***17:33:22.678***
5 -	52.980	29.401	1:22.381	86.48	1.321	17:34:45.059

P10 19 C Tommi CALDWELL Yamaha TZR 250 - DART Motorsport

IDEAL LAP TIME : 1:21.861 BEST LAP TIME : 1:21.915 DIFFERENCE : 0.054

LAP	SECTOR 1	SECTOR 2	LAP TIME	MPH	DIFF	TIME OF DAY
1 -		29.218	1:27.470	81.45	5.555	17:29:19.233
2 -	53.788	28.745	1:22.533 (3)	86.32	0.618	17:30:41.766
3 -	***53.185***	28.899	1:22.084 (2)	86.79	0.169	17:32:03.850
4 -	53.239	***28.676***	***1:21.915 (1)***	***86.97***		***17:33:25.765***
5 -	53.459	29.223	1:22.682	86.16	0.767	17:34:48.447

P11 333 C Mark STUBBERFIELD Yamaha TZR 250 - Polished concrete London

IDEAL LAP TIME : 1:21.949 BEST LAP TIME : 1:22.454 DIFFERENCE : 0.505

LAP	SECTOR 1	SECTOR 2	LAP TIME	MPH	DIFF	TIME OF DAY
1 -		28.888	1:27.931	81.02	5.477	17:29:19.694
2 -	53.604	***28.850***	***1:22.454 (1)***	***86.40***		***17:30:42.148***
3 -	***53.099***	30.726	1:23.825 (3)	84.99	1.371	17:32:05.973
4 -	54.408	29.671	1:24.079	84.73	1.625	17:33:30.052
5 -	54.219	29.230	1:23.449 (2)	85.37	0.995	17:34:53.501

P12 55 Paul TOLAND Yamaha TZR 250 - Kippers keys

IDEAL LAP TIME : 1:22.183 BEST LAP TIME : 1:22.749 DIFFERENCE : 0.566

LAP	SECTOR 1	SECTOR 2	LAP TIME	MPH	DIFF	TIME OF DAY
1 -		***28.760***	1:28.184	80.79	5.435	17:29:19.947
2 -	53.875	28.874	***1:22.749 (1)***	***86.09***		***17:30:42.696***
3 -	***53.423***	30.139	1:23.562 (2)	85.26	0.813	17:32:06.258
4 -	55.447	29.471	1:24.918	83.90	2.169	17:33:31.176
5 -	54.256	29.603	1:23.859 (3)	84.95	1.110	17:34:55.035

Weather / Track : Bright / Dry

Donington Park National: 1.9790 miles
Date: 01/06/2024 Start: 17:27 Finish: 17:34

BMCRC - MRO Championships 2024 - Rnd 4 @ Donington National

DFDS Yamaha Past Masters

RACE 15 - SECTOR ANALYSIS

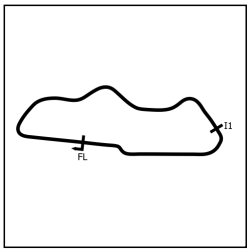

SECTOR 1 = FL to I1, SECTOR 2 = I1 to FL, DIFF = Difference To Personal Best Lap, P = Crossed Finish Line in Pit Lane, D = Time Disallowed

P13 60 C Danny GOUGH Yamaha TZR 250 - G Force Motorcycles

IDEAL LAP TIME : 1:23.995 BEST LAP TIME : 1:24.092 DIFFERENCE : 0.097

LAP	SECTOR 1	SECTOR 2	LAP TIME	MPH	DIFF	TIME OF DAY
1 -		29.274	1:29.517	79.58	5.425	17:29:21.280
2 -	55.073	***29.181***	1:24.254 **(2)**	84.56	0.162	17:30:45.534
3 -	54.912	29.790	1:24.702 **(3)**	84.11	0.610	17:32:10.236
4 -	55.236	30.060	1:25.296	83.52	1.204	17:33:35.532
5 -	***54.814***	29.278	***1:24.092*** **(1)**	***84.72***		***17:34:59.624***

P14 72 C John HAMILTON Yamaha TZR 250 - LW Racing

IDEAL LAP TIME : 1:23.782 BEST LAP TIME : 1:24.212 DIFFERENCE : 0.430

LAP	SECTOR 1	SECTOR 2	LAP TIME	MPH	DIFF	TIME OF DAY
1 -		***29.229***	1:30.021	79.14	5.809	17:29:21.784
2 -	54.945	29.267	***1:24.212*** **(1)**	***84.60***		***17:30:45.996***
3 -	54.738	29.600	1:24.338 **(2)**	84.47	0.126	17:32:10.334
4 -	54.719	30.318	1:25.037	83.78	0.825	17:33:35.371
5 -	***54.553***	29.962	1:24.515 **(3)**	84.30	0.303	17:34:59.886

P15 52 C Andy FLUX Yamaha TZR 250 - Mach 1 Automotive LTD

IDEAL LAP TIME : 1:24.190 BEST LAP TIME : 1:24.248 DIFFERENCE : 0.058

LAP	SECTOR 1	SECTOR 2	LAP TIME	MPH	DIFF	TIME OF DAY
1 -		29.654	1:30.243	78.94	5.995	17:29:22.006
2 -	54.950	***29.298***	***1:24.248*** **(1)**	***84.56***		***17:30:46.254***
3 -	54.919	29.737	1:24.656 **(2)**	84.15	0.408	17:32:10.910
4 -	***54.892***	30.825	1:25.717	83.11	1.469	17:33:36.627
5 -	54.898	29.841	1:24.739 **(3)**	84.07	0.491	17:35:01.366

P16 34 R Paul NIELD Yamaha TZR 250 -

IDEAL LAP TIME : 1:26.199 BEST LAP TIME : 1:26.199 DIFFERENCE : 0.000

LAP	SECTOR 1	SECTOR 2	LAP TIME	MPH	DIFF	TIME OF DAY
1 -		30.272	1:32.266	77.21	6.067	17:29:24.029
2 -	56.636	30.255	1:26.891 **(2)**	81.99	0.692	17:30:50.920
3 -	***56.080***	***30.119***	***1:26.199*** **(1)**	***82.65***		***17:32:17.119***
4 -	56.307	30.649	1:26.956 **(3)**	81.93	0.757	17:33:44.075
5 -	57.493	30.507	1:28.000	80.96	1.801	17:35:12.075

P17 73 C Colvin TURNER Yamaha TZR 250 -

IDEAL LAP TIME : 1:26.312 BEST LAP TIME : 1:26.432 DIFFERENCE : 0.120

LAP	SECTOR 1	SECTOR 2	LAP TIME	MPH	DIFF	TIME OF DAY
1 -		30.461	1:33.147	76.48	6.715	17:29:24.910
2 -	56.040	30.415	1:26.455 **(2)**	82.40	0.023	17:30:51.365
3 -	***55.910***	30.522	***1:26.432*** **(1)**	***82.43***		***17:32:17.797***
4 -	56.634	30.462	1:27.096 **(3)**	81.80	0.664	17:33:44.893
5 -	58.690	***30.402***	1:29.092	79.96	2.660	17:35:13.985

P18 58 C Ian STANLEY Yamaha TZR 250 - Twistgrip Motorcycles

IDEAL LAP TIME : 1:25.845 BEST LAP TIME : 1:25.845 DIFFERENCE : 0.000

LAP	SECTOR 1	SECTOR 2	LAP TIME	MPH	DIFF	TIME OF DAY
1 -		30.796	1:35.892	74.29	10.047	17:29:27.655
2 -	56.969	30.508	1:27.477 **(2)**	81.44	1.632	17:30:55.132
3 -	***56.029***	***29.816***	***1:25.845*** **(1)**	***82.99***		***17:32:20.977***
4 -	56.914	30.985	1:27.899 **(3)**	81.05	2.054	17:33:48.876
5 -	57.349	31.697	1:29.046	80.01	3.201	17:35:17.922

BMCRC - MRO Championships 2024 - Rnd 4 @ Donington National

DFDS Yamaha Past Masters

RACE 15 - SECTOR ANALYSIS

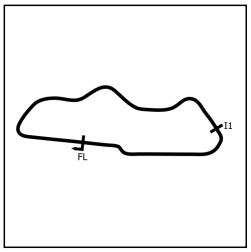

SECTOR 1 = FL to I1, SECTOR 2 = I1 to FL, DIFF = Difference To Personal Best Lap, P = Crossed Finish Line in Pit Lane, D = Time Disallowed

P19 36 C Phil ZANUTTO Yamaha TZR 250 - Westend garage

IDEAL LAP TIME : 1:27.223 BEST LAP TIME : 1:27.223 DIFFERENCE : 0.000

LAP	SECTOR 1	SECTOR 2	LAP TIME	MPH	DIFF	TIME OF DAY
1 -		31.197	1:38.754	72.14	11.531	17:29:30.517
2 -	59.285	31.493	1:30.778	78.48	3.555	17:31:01.295
3 -	58.385	30.821	1:29.206 (2)	79.86	1.983	17:32:30.501
4 -	58.510	30.805	1:29.315 (3)	79.76	2.092	17:33:59.816
5 -	***56.825***	***30.398***	***1:27.223 (1)***	***81.68***		***17:35:27.039***

P20 67 C Mark BAILEY Yamaha TZR 250 - Elite Air conditioning Ltd. Hydroflow plumbin

IDEAL LAP TIME : 1:26.855 BEST LAP TIME : 1:27.079 DIFFERENCE : 0.224

LAP	SECTOR 1	SECTOR 2	LAP TIME	MPH	DIFF	TIME OF DAY
1 -		30.555	1:33.590	76.12	6.511	17:29:25.353
2 -	***56.547***	31.122	1:27.669 (2)	81.26	0.590	17:30:53.022
3 -	56.771	***30.308***	***1:27.079 (1)***	***81.81***		***17:32:20.101***
4 -	57.301	30.875	1:28.176 (3)	80.80	1.097	17:33:48.277
5 -	57.428	31.973	1:29.401	79.69	2.322	17:35:17.678

P21 42 C Martin PEARSON Yamaha TZR 250 -

IDEAL LAP TIME : 1:28.344 BEST LAP TIME : 1:28.534 DIFFERENCE : 0.190

LAP	SECTOR 1	SECTOR 2	LAP TIME	MPH	DIFF	TIME OF DAY
1 -		***31.180***	1:37.224	73.28	8.690	17:29:28.987
2 -	58.726	31.878	1:30.604	78.63	2.070	17:30:59.591
3 -	58.931	31.451	1:30.382 (2)	78.82	1.848	17:32:29.973
4 -	58.806	31.653	1:30.459 (3)	78.76	1.925	17:34:00.432
5 -	***57.164***	31.370	***1:28.534 (1)***	***80.47***		***17:35:28.966***

P22 69 C Mark ELLERAY Yamaha TZR 250 - Abbot Solutions Ltd

IDEAL LAP TIME : 1:28.957 BEST LAP TIME : 1:29.228 DIFFERENCE : 0.271

LAP	SECTOR 1	SECTOR 2	LAP TIME	MPH	DIFF	TIME OF DAY
1 -		***31.339***	1:38.245	72.51	9.017	17:29:30.008
2 -	58.043	32.081	1:30.124 (2)	79.05	0.896	17:31:00.132
3 -	58.169	31.982	1:30.151 (3)	79.03	0.923	17:32:30.283
4 -	58.387	31.884	1:30.271	78.92	1.043	17:34:00.554
5 -	***57.618***	31.610	***1:29.228 (1)***	***79.84***		***17:35:29.782***

P23 65 C Nigel TERRY Yamaha TZR 250 - NTrap Garage Doors

IDEAL LAP TIME : 1:38.243 BEST LAP TIME : 1:38.612 DIFFERENCE : 0.369

LAP	SECTOR 1	SECTOR 2	LAP TIME	MPH	DIFF	TIME OF DAY
1 -		34.708	2:28.015	48.13	49.403	17:30:19.778
2 -	1:05.263	36.128	1:41.391 (3)	70.26	2.779	17:32:01.169
3 -	***1:04.982***	33.630	***1:38.612 (1)***	***72.24***		***17:33:39.781***
4 -	1:06.018	***33.261***	1:39.279 (2)	71.76	0.667	17:35:19.060

P24 20 R Sara Sophie OSTERHOLZER Yamaha TZR 250 -

IDEAL LAP TIME : 1:38.648 BEST LAP TIME : 1:38.892 DIFFERENCE : 0.244

LAP	SECTOR 1	SECTOR 2	LAP TIME	MPH	DIFF	TIME OF DAY
1 -		34.935	2:27.802	48.20	48.910	17:30:19.565
2 -	1:05.073	36.009	1:41.082 (3)	70.48	2.190	17:32:00.647
3 -	***1:03.874***	35.018	***1:38.892 (1)***	***72.04***		***17:33:39.539***
4 -	1:05.927	***34.774***	1:40.701 (2)	70.75	1.809	17:35:20.240

P25 100 David MAY Yamaha TZR 250 - www.ypmrc.co.uk

IDEAL LAP TIME : 1:29.202 BEST LAP TIME : DIFFERENCE :

LAP	SECTOR 1	SECTOR 2	LAP TIME	MPH	DIFF	TIME OF DAY
1 -		***31.082***	1:33.502	76.19		17:29:25.265
2 -	***58.120***	IN PIT	1:38.248 P	72.51		17:31:03.513

Weather / Track : Bright / Dry

Donington Park National: 1.9790 miles
Date: 01/06/2024 Start: 17:27 Finish: 17:34

BMCRC - MRO Championships 2024 - Rnd 4 @ Donington National

DFDS Yamaha Past Masters

RACE 15 - BEST SECTORS

SECTOR 1				SECTOR 2			IDEAL / BEST COMPARISON					
POS	NO	NAME	TIME	NO	NAME	TIME	POS	NO	NAME	IDEAL	BEST	DIFF
									PERFECT LAP	1:18.115		
1	57	MOOK	50.626	30	COOPER	27.489	1	57	MOOK	1:18.258	1:18.960	0.702
2	51	WHOLEY	50.992	51	WHOLEY	27.621	2	51	WHOLEY	1:18.613	1:18.893	0.280
3	8	BALL	51.013	57	MOOK	27.632	3	30	COOPER	1:18.796	1:18.920	0.124
4	30	COOPER	51.307	8	BALL	27.978	4	8	BALL	1:18.991	1:19.035	0.044
5	27	HAYWARD	52.206	27	HAYWARD	28.079	5	27	HAYWARD	1:20.285	1:20.589	0.304
6	26	LEE	52.279	26	LEE	28.268	6	26	LEE	1:20.547	1:20.728	0.181
7	162	COOPER	52.292	85	WALES	28.377	7	74	WHITBY	1:20.707	1:21.202	0.495
8	74	WHITBY	52.315	74	WHITBY	28.392	8	162	COOPER	1:20.831	1:21.040	0.209
9	85	WALES	52.623	162	COOPER	28.539	9	85	WALES	1:21.000	1:21.060	0.060
10	333	STUBBERFIELD	53.099	19	CALDWELL	28.676	10	19	CALDWELL	1:21.861	1:21.915	0.054
11	19	CALDWELL	53.185	55	TOLAND	28.760	11	333	STUBBERFIELD	1:21.949	1:22.454	0.505
12	55	TOLAND	53.423	333	STUBBERFIELD	28.850	12	55	TOLAND	1:22.183	1:22.749	0.566
13	72	HAMILTON	54.553	60	GOUGH	29.181	13	72	HAMILTON	1:23.782	1:24.212	0.430
14	60	GOUGH	54.814	72	HAMILTON	29.229	14	60	GOUGH	1:23.995	1:24.092	0.097
15	52	FLUX	54.892	52	FLUX	29.298	15	52	FLUX	1:24.190	1:24.248	0.058
16	73	TURNER	55.910	58	STANLEY	29.816	16	58	STANLEY	1:25.845	1:25.845	0.000
17	58	STANLEY	56.029	34	NIELD	30.119	17	34	NIELD	1:26.199	1:26.199	0.000
18	34	NIELD	56.080	67	BAILEY	30.308	18	73	TURNER	1:26.312	1:26.432	0.120
19	67	BAILEY	56.547	36	ZANUTTO	30.398	19	67	BAILEY	1:26.855	1:27.079	0.224
20	36	ZANUTTO	56.825	73	TURNER	30.402	20	36	ZANUTTO	1:27.223	1:27.223	0.000
21	42	PEARSON	57.164	100	MAY	31.082	21	42	PEARSON	1:28.344	1:28.534	0.190
22	69	ELLERAY	57.618	42	PEARSON	31.180	22	69	ELLERAY	1:28.957	1:29.228	0.271
23	100	MAY	58.120	69	ELLERAY	31.339	23	100	MAY	1:29.202		
24	20	OSTERHOLZER	1:03.874	65	TERRY	33.261	24	65	TERRY	1:38.243	1:38.612	0.369
25	65	TERRY	1:04.982	20	OSTERHOLZER	34.774	25	20	OSTERHOLZER	1:38.648	1:38.892	0.244
26												
27												

Weather / Track : Bright / Dry

Donington Park National: 1.9790 miles
Date: 01/06/2024 Start: 17:27 Finish: 17:34

Results can be found at www.tsl-timing.com

Printed - 17:36 Saturday, 01 June 2024

BMCRC - MRO Championships 2024 - Rnd 4 @ Donington National

DFDS Yamaha Past Masters

RACE 15 - STATISTICS

Competitors Started	26
Planned Start	2024-06-01 @ 16:51:00.000
Actual Start	2024-06-01 @ 17:27:51.762
Finish Time	2024-06-01 @ 17:34:32.113
Track Length	1.9790mi.
Total Laps	120
Total Distance Covered	237.4880mi.

Session Fastest Lap History

NO	CL	NAME	LAP TIME	TIME OF DAY	LAP	VEHICLE
51		**Kevin WHOLEY**	**1:20.321**	17:30:35.017	2	Yamaha TZR 250
8		**David BALL**	**1:19.935**	17:30:35.242	2	Yamaha TZR 250
30		**Alan COOPER**	**1:19.831**	17:30:35.708	2	Yamaha TZR 250
57		**Geoff MOOK**	**1:19.620**	17:30:36.024	2	Yamaha TZR 250
51		**Kevin WHOLEY**	**1:19.250**	17:31:54.266	3	Yamaha TZR 250
51		**Kevin WHOLEY**	**1:18.893**	17:33:13.159	4	Yamaha TZR 250

Session Leader History

NO	CL	NAME	FROM LAP	LAPS LED	DISTANCE	VEHICLE
51		**Kevin WHOLEY**	1	5	9.85 miles	Yamaha TZR 250

Flag History

TYPE	TIME OF DAY
GREEN	17:27:51.762
FINISH	17:34:32.113

Flag Statistics

TYPE	COUNT	TOTAL LAPS	TOTAL TIME
Green	1	5	8:07.868
Red	0	0	0.000
Safety Car	0	0	0.000
FCY	0	0	0.000

Weather / Track : Bright / Dry

Donington Park National: 1.9790 miles
Date: 01/06/2024 Start: 17:27 Finish: 17:34

BMCRC - MRO Championships 2024 - Rnd 4 @ Donington National

DFDS Yamaha Past Masters

RACE 15 - STATISTICS

CLASS : 11 Starters

Fastest Lap History

NO	NAME	LAP TIME	TIME OF DAY	LAP	VEHICLE
51	**Kevin WHOLEY**	**1:20.321**	17:30:35.017	2	Yamaha TZR 250
8	**David BALL**	**1:19.935**	17:30:35.242	2	Yamaha TZR 250
30	**Alan COOPER**	**1:19.831**	17:30:35.708	2	Yamaha TZR 250
57	**Geoff MOOK**	**1:19.620**	17:30:36.024	2	Yamaha TZR 250
51	**Kevin WHOLEY**	**1:19.250**	17:31:54.266	3	Yamaha TZR 250
51	**Kevin WHOLEY**	**1:18.893**	17:33:13.159	4	Yamaha TZR 250

Leader History

NO	NAME	FROM LAP	LAPS LED	DISTANCE	VEHICLE
51	**Kevin WHOLEY**	1	5	9.85 miles	Yamaha TZR 250

Weather / Track : Bright / Dry

Donington Park National: 1.9790 miles
Date: 01/06/2024 Start: 17:27 Finish: 17:34

BMCRC - MRO Championships 2024 - Rnd 4 @ Donington National

DFDS Yamaha Past Masters

RACE 15 - STATISTICS

CLASS : C

13 Starters

Fastest Lap History

NO	NAME	LAP TIME	TIME OF DAY	LAP	VEHICLE
19	**Tommi CALDWELL**	**1:22.533**	17:30:41.794	2	Yamaha TZR 250
333	**Mark STUBBERFIELD**	**1:22.454**	17:30:42.158	2	Yamaha TZR 250
19	**Tommi CALDWELL**	**1:22.084**	17:32:03.876	3	Yamaha TZR 250
19	**Tommi CALDWELL**	**1:21.915**	17:33:25.792	4	Yamaha TZR 250

Leader History

NO	NAME	FROM LAP	LAPS LED	DISTANCE	VEHICLE
19	**Tommi CALDWELL**	1	5	9.85 miles	Yamaha TZR 250

Weather / Track : Bright / Dry

Donington Park National: 1.9790 miles
Date: 01/06/2024 Start: 17:27 Finish: 17:34

BMCRC - MRO Championships 2024 - Rnd 4 @ Donington National

DFDS Yamaha Past Masters

RACE 15 - STATISTICS

CLASS : R

2 Starters

Fastest Lap History

NO	NAME	LAP TIME	TIME OF DAY	LAP	VEHICLE
34	**Paul NIELD**	**1:26.891**	17:30:50.930	2	Yamaha TZR 250
34	**Paul NIELD**	**1:26.199**	17:32:17.128	3	Yamaha TZR 250

Leader History

NO	NAME	FROM LAP	LAPS LED	DISTANCE	VEHICLE
34	**Paul NIELD**	1	5	9.85 miles	Yamaha TZR 250

BMCRC - MRO Championships 2024 - Rnd 4 @ Donington National

DFDS Yamaha Past Masters

RACE 5 - GRID (10 Laps)

ROW 10	30	87	Denise BUTTON	29	46	Kevin MARSHALL	28	7 Pete FISHWICK
ROW 9	27	54	John HOLD	26	20	Sara Sophie OSTERHOLZER (1:38.892)	25	65 Nigel TERRY (1:38.612)
ROW 8	24	100	David MAY	23	69	Mark ELLERAY (1:29.228)	22	42 Martin PEARSON (1:28.534)
ROW 7	21	36	Phil ZANUTTO (1:27.223)	20	67	Mark BAILEY (1:27.079)	19	73 Colvin TURNER (1:26.432)
ROW 6	18	34	Paul NIELD (1:26.199)	17	58	Ian STANLEY (1:25.845)	16	70 Andrew BURSCOUGH
ROW 5	15	52	Andy FLUX (1:24.248)	14	72	John HAMILTON (1:24.212)	13	60 Danny GOUGH (1:24.092)
ROW 4	12	55	Paul TOLAND (1:22.749)	11	333	Mark STUBBERFIELD (1:22.454)	10	19 Tommi CALDWELL (1:21.915)
ROW 3	9	74	Paul WHITBY (1:21.202)	8	85	Andrew WALES (1:21.060)	7	162 Darren COOPER (1:21.040)
ROW 2	6	26	Damian LEE (1:20.728)	5	27	Richard HAYWARD (1:20.589)	4	8 David BALL (1:19.035)
ROW 1	3	57	Geoff MOOK (1:18.960)	2	30	Alan COOPER (1:18.920)	1	51 Kevin WHOLEY (1:18.893) **Pole**

These results are provisional until the conclusion of any judicial and technical matters.

Donington Park National: 1.9790 miles

Clerk Of Course:	Stewards:	Timekeeper: Craig Smith	

Results can be found at www.tsl-timing.com

Printed - 17:40 Saturday, 01 June 2024

BMCRC - MRO Championships 2024 - Rnd 4 @ Donington National

DFDS Yamaha Past Masters

RACE 5 - CLASSIFICATION

Race Distance: 9 Laps / 17.81 miles

POS	NO	CL	PIC	NAME	ENTRY	LAPS	TIME	GAP	DIFF	MPH	BEST	ON	GRD	↑↓
1	51		1	Kevin WHOLEY	Yamaha TZR 250 - Twistgrip Motorcycles	9	12:01.772			88.65	1:19.522	2	1	0
2	57		2	Geoff MOOK	Yamaha TZR 250 -	9	12:04.671	2.899	2.899	88.29	1:19.430	8	3	1
3	85		3	Andrew WALES	Yamaha TZR 250 - Show Control International	9	12:08.524	6.752	3.853	87.82	1:19.541	5	8	5
4	74		4	Paul WHITBY	Yamaha TZR 250 - Greybridge Ltd	9	12:09.054	7.282	0.530	87.76	1:19.875	5	9	5
5	27		5	Richard HAYWARD	Yamaha TZR 250 - BC vehicle repairs/ Snap on Tools	9	12:13.712	11.940	4.658	87.20	1:20.416	4	5	0
6	26		6	Damian LEE	Yamaha TZR 250 - Leed Autos	9	12:16.821	15.049	3.109	86.83	1:20.512	3	6	0
7	162		7	Darren COOPER	Yamaha TZR 250 - Twistgrip Motorcycles	9	12:17.354	15.582	0.533	86.77	1:20.495	4	7	0
8	70		8	Andrew BURSCOUGH	Yamaha YPVS 350 - Mad biker designs/Martitanium	9	12:35.042	33.270	17.688	84.74	1:22.261	5	16	8
9	55		9	Paul TOLAND	Yamaha TZR 250 - Kippers keys	9	12:44.553	42.781	9.511	83.68	1:23.481	3	12	3
10	333	C	1	Mark STUBBERFIELD	Yamaha TZR 250 - Polished concrete London	9	12:44.752	42.980	0.199	83.66	1:23.778	2	11	1
11	60	C	2	Danny GOUGH	Yamaha TZR 250 - G Force Motorcycles	9	12:45.015	43.243	0.263	83.63	1:23.382	5	13	2
12	72	C	3	John HAMILTON	Yamaha TZR 250 - LW Racing	9	12:50.278	48.506	5.263	83.06	1:24.184	9	14	2
13	52	C	4	Andy FLUX	Yamaha TZR 250 - Mach 1 Automotive LTD	9	12:51.304	49.532	1.026	82.95	1:24.543	7	15	2
14	100		10	David MAY	Yamaha TZR 250 - www.ypmrc.co.uk	9	12:51.421	49.649	0.117	82.94	1:24.472	9	24	10
15	34	R	1	Paul NIELD	Yamaha TZR 250 -	9	13:12.314	1:10.542	20.893	80.75	1:26.794	7	18	3
16	58	C	5	Ian STANLEY	Yamaha TZR 250 - Twistgrip Motorcycles	9	13:12.476	1:10.704	0.162	80.74	1:26.226	7	17	1
17	73	C	6	Colvin TURNER	Yamaha TZR 250 -	9	13:13.090	1:11.318	0.614	80.67	1:24.658	2	19	2
18	46	C	7	Kevin MARSHALL	Yamaha TZR 250 - Stacey Processing	9	13:17.204	1:15.432	4.114	80.26	1:27.315	6	29	11
19	36	C	8	Phil ZANUTTO	Yamaha TZR 250 - Westend garage	9	13:23.770	1:21.998	6.566	79.60	1:28.297	4	21	2
20	67	C	9	Mark BAILEY	Yamaha TZR 250 - Elite Air conditioning Ltd. Hydroflow plum	8	12:03.380	1 Lap	1 Lap	78.60	1:28.630	3	20	0
21	69	C	10	Mark ELLERAY	Yamaha TZR 250 - Abbot Solutions Ltd	8	12:03.804	1 Lap	0.424	78.55	1:28.733	4	23	2
22	54	C	11	John HOLD	Yamaha RD350 YPVS -	8	12:18.573	1 Lap	14.769	76.98	1:29.939	8	27	5
23	20	R	2	Sara Sophie OSTERHOLZER	Yamaha TZR 250 -	8	13:20.015	1 Lap	1:01.442	71.07	1:37.121	4	26	3

NOT CLASSIFIED

DNF	8			David BALL	Yamaha TZR 250 - Gardiner Page and Roe pension consulta	7	9:24.552	2 Laps	1 Lap	88.09	1:19.526	7	4	
DNF	30			Alan COOPER	Yamaha TZR 250 - Twistgrip Motorcycles	5	6:48.675	4 Laps	2 Laps	86.83	1:20.730	4	2	
DNF	19	C		Tommi CALDWELL	Yamaha TZR 250 - DART Motorsport	5	6:58.209	4 Laps	9.534	84.85	1:22.184	4	10	
DNF	42	C		Martin PEARSON	Yamaha TZR 250 -	4	6:14.044	5 Laps	1 Lap	75.82	1:30.727	3	22	
DNF	65	C		Nigel TERRY	Yamaha TZR 250 - NTrap Garage Doors	3	4:57.661	6 Laps	1 Lap	71.34	1:35.084	2	25	

FASTEST LAP

57		Geoff MOOK	Yamaha TZR 250 -	8	1:19.430	89.69 mph	144.35 kph
19	C	Tommi CALDWELL	Yamaha TZR 250 - DART Motorsport	4	1:22.184	86.69 mph	139.51 kph
34	R	Paul NIELD	Yamaha TZR 250 -	7	1:26.794	82.08 mph	132.10 kph

Comments:
Class - 92.5% of Race Speed = 82.00 mph
Class C - 92.5% of Race Speed = 77.38 mph
Class R - 92.5% of Race Speed = 74.69 mph

Weather / Track : Sunny / Dry
These results are provisional until the conclusion of any judicial and technical matters.

Date: 02/06/2024 Start: 11:27 Finish: 11:39
Donington Park National: 1.9790 miles

Clerk Of Course:	Stewards:	Timekeeper: Craig Smith	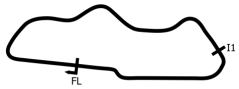

Results can be found at www.tsl-timing.com

Printed - 11:55 Sunday, 02 June 2024

BMCRC - MRO Championships 2024 - Rnd 4 @ Donington National

DFDS Yamaha Past Masters

RACE 5 - LAP CHART

LAP 1 @ 11:28:27.338

NO	BEHIND	LAP TIME
51		1:22.171
30	1.381	1:23.552
8	1.858	1:24.029
57	1.899	1:24.070
27	2.483	1:24.654
74	2.578	1:24.749
85	3.064	1:25.235
26	3.634	1:25.805
162	3.802	1:25.973
333	5.234	1:27.405
70	5.334	1:27.505
19	5.713	1:27.884
55	6.412	1:28.583
72	6.979	1:29.150
60	7.078	1:29.249
52	7.617	1:29.788
73	8.146	1:30.317
100	8.620	1:30.791
34	9.432	1:31.603
67	11.151	1:33.322
36	12.034	1:34.205
42	12.547	1:34.718
46	12.675	1:34.846
69	14.210	1:36.381
58	15.971	1:38.142
65	16.351	1:38.522
54	18.260	1:40.431
20	19.811	1:41.982

LAP 2 @ 11:29:46.860

NO	BEHIND	LAP TIME
51		1:19.522
8	2.458	1:20.122
57	3.060	1:20.683
30	3.475	1:21.616
74	3.614	1:20.558
85	3.967	1:20.425
27	4.407	1:21.446
26	4.990	1:20.878
162	5.671	1:21.391
70	8.630	1:22.818
19	9.068	1:22.877
333	9.490	1:23.778
55	10.776	1:23.886
60	11.853	1:24.297
72	12.388	1:24.931
52	12.808	1:24.713
73	13.282	1:24.658
100	14.207	1:25.109
34	17.314	1:27.404
46	20.813	1:27.660
67	21.158	1:29.529
36	22.354	1:29.842
58	23.561	1:27.112
42	24.201	1:31.176
69	24.920	1:30.232
54	31.135	1:32.397
65	31.913	1:35.084
20	39.686	1:39.397

LAP 3 @ 11:31:06.445

NO	BEHIND	LAP TIME
51		1:19.585
8	3.043	1:20.170
57	3.505	1:20.030
74	4.206	1:20.177
85	4.748	1:20.366
30	5.262	1:21.372
27	5.717	1:20.895
26	5.917	1:20.512
162	6.634	1:20.548
19	11.746	1:22.263
70	12.266	1:23.221
333	13.760	1:23.855
55	14.672	1:23.481
60	16.354	1:24.086
72	17.702	1:24.899
52	18.283	1:25.060
100	19.355	1:24.733
73	20.297	1:26.600
34	24.964	1:27.235
46	29.056	1:27.828
67	30.203	1:28.630
58	30.729	1:26.753
36	31.219	1:28.450
69	34.763	1:29.428
42	35.343	1:30.727
54	43.731	1:32.181
65	56.383	1:44.055 P
20	1:00.242	1:40.141

LAP 4 @ 11:32:26.038

NO	BEHIND	LAP TIME
51		1:19.593
8	3.601	1:20.151
57	4.032	1:20.120
85	5.411	1:20.256
74	6.125	1:21.512
30	6.399	1:20.730
27	6.540	1:20.416
26	7.129	1:20.805
162	7.536	1:20.495
19	14.337	1:22.184
70	15.720	1:23.047
333	18.365	1:24.198
55	19.681	1:24.602
60	21.047	1:24.286
72	23.585	1:25.476
52	23.998	1:25.308
100	24.547	1:24.785
73	27.066	1:26.362
34	33.562	1:28.191
46	37.377	1:27.914
58	37.915	1:26.779
36	39.923	1:28.297
67	40.498	1:29.888
69	43.903	1:28.733
42	53.173	1:37.423 P
54	55.024	1:30.886
20	1:17.770	1:37.121

LAP 5 @ 11:33:46.141

NO	BEHIND	LAP TIME
51		1:20.103
57	3.401	1:19.472
8	3.718	1:20.220
85	4.849	1:19.541
74	5.897	1:19.875
27	7.221	1:20.784
30	7.701	1:21.405
26	8.060	1:21.034
162	8.380	1:20.947
19	17.235	1:23.001
70	17.878	1:22.261
333	22.778	1:24.516
55	23.616	1:24.038
60	24.326	1:23.382
72	28.870	1:25.388
52	29.143	1:25.248
100	29.410	1:24.966
73	35.878	1:28.915
34	41.020	1:27.561
58	44.554	1:26.742
46	45.412	1:28.138
36	48.125	1:28.305
67	50.606	1:30.211
69	52.671	1:28.871
54	1:05.593	1:30.672

LAP 6 @ 11:35:06.007

NO	BEHIND	LAP TIME
51		1:19.866
57	3.289	1:19.754
8	4.186	1:20.334
85	4.825	1:19.842
74	6.810	1:20.779
27	7.983	1:20.628
26	9.973	1:21.779
162	10.311	1:21.797
20	1 Lap	1:39.233
70	20.936	1:22.924
55	29.273	1:25.523
333	29.564	1:26.652
60	29.738	1:25.278
72	34.588	1:25.584
52	35.113	1:25.836
100	35.792	1:26.248
73	46.419	1:30.407
34	48.870	1:27.716
58	51.413	1:26.725
46	52.861	1:27.315
36	56.900	1:28.641
67	1:01.431	1:30.691
69	1:02.288	1:29.483
54	1:17.106	1:31.379

LAP 7 @ 11:36:26.478

NO	BEHIND	LAP TIME
51		1:20.471
57	2.553	1:19.735
8	3.241	1:19.526
85	4.196	1:19.842
74	6.939	1:20.600
27	8.834	1:21.322
26	11.631	1:22.129
162	12.025	1:22.185
70	25.226	1:24.761
55	33.664	1:24.862
60	34.262	1:24.995
333	35.051	1:25.958
20	1 Lap	1:39.058
72	39.097	1:24.980
52	39.185	1:24.543
100	40.759	1:25.438
73	54.563	1:28.615
34	55.193	1:26.794
58	57.168	1:26.226
46	59.936	1:27.546
36	1:05.027	1:28.598
69	1:11.644	1:29.827
67	1:12.025	1:31.065

LAP 8 @ 11:37:46.745

NO	BEHIND	LAP TIME
51		1:20.267
57	1.716	1:19.430
85	4.823	1:20.894
54	1 Lap	1:30.688
74	7.444	1:20.772
27	10.037	1:21.470
26	13.440	1:22.076
162	13.764	1:22.006
70	29.232	1:24.273
55	38.321	1:24.924
333	38.647	1:23.863
60	38.944	1:24.949
72	44.516	1:25.686
52	44.889	1:25.971
100	45.371	1:24.879
20	1 Lap	1:42.702
34	1:03.344	1:28.418
73	1:03.481	1:29.185
58	1:03.665	1:26.764
46	1:08.049	1:28.380
36	1:13.489	1:28.729

LAP 9 @ 11:39:06.939

NO	BEHIND	LAP TIME
51		1:20.194
67	1 Lap	1:30.044
69	1 Lap	1:30.849
57	2.899	1:21.377
85	6.752	1:22.123
74	7.282	1:20.032
27	11.940	1:22.097
26	15.049	1:21.803
162	15.582	1:22.012
54	1 Lap	1:29.939
70	33.270	1:24.232
55	42.781	1:24.654
333	42.980	1:24.527
60	43.243	1:24.493
72	48.506	1:24.184
52	49.532	1:24.837
100	49.649	1:24.472
34	1:10.542	1:27.392
58	1:10.704	1:27.233
73	1:11.318	1:28.031
46	1:15.432	1:27.577
20	1 Lap	1:40.381
36	1:21.998	1:28.703

Weather / Track : Sunny / Dry

Donington Park National: 1.9790 miles
Date: 02/06/2024 Start: 11:27 Finish: 11:39

Results can be found at www.tsl-timing.com

Printed - 11:55 Sunday, 02 June 2024

BMCRC - MRO Championships 2024 - Rnd 4 @ Donington National

DFDS Yamaha Past Masters

RACE 5 - POSITION CHART

		Lap	1	2	3	4	5	6	7	8	9
No	Name	Pos									
51	WHOLEY	1	51	51	51	51	51	51	51	51	51
30	COOPER	2	30	8	8	8	57	57	57	57	57
57	MOOK	3	8	57	57	57	8	8	8	85	85
8	BALL	4	57	30	74	85	85	85	85	74	74
27	HAYWARD	5	27	74	85	74	74	74	74	27	27
26	LEE	6	74	85	30	30	27	27	27	26	26
162	COOPER	7	85	27	27	27	30	26	26	162	162
85	WALES	8	26	26	26	26	26	162	162	70	70
74	WHITBY	9	162	162	162	162	162	70	70	55	55
19	CALDWELL	10	333	70	19	19	19	55	55	333	333
333	STUBBERFIELD	11	70	19	70	70	70	333	60	60	60
55	TOLAND	12	19	333	333	333	333	60	333	72	72
60	GOUGH	13	55	55	55	55	55	72	72	52	52
72	HAMILTON	14	72	60	60	60	60	52	52	100	100
52	FLUX	15	60	72	72	72	72	100	100	34	34
70	BURSCOUGH	16	52	52	52	52	52	73	73	73	58
58	STANLEY	17	73	73	100	100	100	34	34	58	73
34	NIELD	18	100	100	73	73	73	58	58	46	46
73	TURNER	19	34	34	34	34	34	46	46	36	36
67	BAILEY	20	67	46	46	46	58	36	36	67	
36	ZANUTTO	21	36	67	67	58	46	67	69	69	
42	PEARSON	22	42	36	58	36	36	69	67	54	
69	ELLERAY	23	46	58	36	67	67	54	54	20	
100	MAY	24	69	42	69	69	69	20	20		
65	TERRY	25	58	69	42	*42*	54				
20	OSTERHOLZER	26	65	54	54	54	20				
54	HOLD	27	54	65	*65*	20					
46	MARSHALL	28	20	20	20						

Weather / Track : Sunny / Dry

Donington Park National: 1.9790 miles
Date: 02/06/2024 Start: 11:27 Finish: 11:39

Results can be found at www.tsl-timing.com

Printed - 11:55 Sunday, 02 June 2024

BMCRC - MRO Championships 2024 - Rnd 4 @ Donington National

DFDS Yamaha Past Masters

RACE 5 - SECTOR ANALYSIS

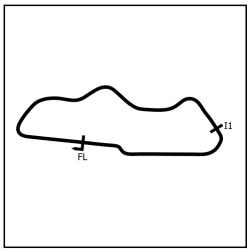

SECTOR 1 = FL to I1, SECTOR 2 = I1 to FL, DIFF = Difference To Personal Best Lap, P = Crossed Finish Line in Pit Lane, D = Time Disallowed

P1 51 Kevin WHOLEY Yamaha TZR 250 - Twistgrip Motorcycles

IDEAL LAP TIME : 1:19.334 BEST LAP TIME : 1:19.522 DIFFERENCE : 0.188

LAP	SECTOR 1	SECTOR 2	LAP TIME	MPH	DIFF	TIME OF DAY
1 -		28.756	1:22.171	86.70	2.649	11:28:27.338
2 -	***50.922***	28.600	***1:19.522*** **(1)**	***89.59***		***11:29:46.860***
3 -	51.093	28.492	1:19.585 **(2)**	89.52	0.063	11:31:06.445
4 -	51.181	***28.412***	1:19.593 **(3)**	89.51	0.071	11:32:26.038
5 -	51.496	28.607	1:20.103	88.94	0.581	11:33:46.141
6 -	51.414	28.452	1:19.866	89.20	0.344	11:35:06.007
7 -	51.629	28.842	1:20.471	88.53	0.949	11:36:26.478
8 -	51.500	28.767	1:20.267	88.76	0.745	11:37:46.745
9 -	51.499	28.695	1:20.194	88.84	0.672	11:39:06.939

P2 57 Geoff MOOK Yamaha TZR 250 -

IDEAL LAP TIME : 1:19.087 BEST LAP TIME : 1:19.430 DIFFERENCE : 0.343

LAP	SECTOR 1	SECTOR 2	LAP TIME	MPH	DIFF	TIME OF DAY
1 -		28.974	1:24.070	84.74	4.640	11:28:29.237
2 -	51.944	28.739	1:20.683	88.30	1.253	11:29:49.920
3 -	51.679	28.351	1:20.030	89.02	0.600	11:31:09.950
4 -	51.605	28.515	1:20.120	88.92	0.690	11:32:30.070
5 -	51.258	28.214	1:19.472 **(2)**	89.64	0.042	11:33:49.542
6 -	51.561	***28.193***	1:19.754	89.33	0.324	11:35:09.296
7 -	51.483	28.252	1:19.735 **(3)**	89.35	0.305	11:36:29.031
8 -	***50.894***	28.536	***1:19.430*** **(1)**	***89.69***		***11:37:48.461***
9 -	51.265	30.112	1:21.377	87.55	1.947	11:39:09.838

P3 85 Andrew WALES Yamaha TZR 250 - Show Control International

IDEAL LAP TIME : 1:19.522 BEST LAP TIME : 1:19.541 DIFFERENCE : 0.019

LAP	SECTOR 1	SECTOR 2	LAP TIME	MPH	DIFF	TIME OF DAY
1 -		28.836	1:25.235	83.58	5.694	11:28:30.402
2 -	51.878	28.547	1:20.425	88.58	0.884	11:29:50.827
3 -	51.834	28.532	1:20.366	88.65	0.825	11:31:11.193
4 -	51.466	28.790	1:20.256	88.77	0.715	11:32:31.449
5 -	51.268	***28.273***	***1:19.541*** **(1)**	***89.57***		***11:33:50.990***
6 -	51.554	28.288	1:19.842 **(2)**	89.23	0.301	11:35:10.832
7 -	***51.249***	28.593	1:19.842 **(2)**	89.23	0.301	11:36:30.674
8 -	51.468	29.426	1:20.894	88.07	1.353	11:37:51.568
9 -	52.649	29.474	1:22.123	86.75	2.582	11:39:13.691

P4 74 Paul WHITBY Yamaha TZR 250 - Greybridge Ltd

IDEAL LAP TIME : 1:19.583 BEST LAP TIME : 1:19.875 DIFFERENCE : 0.292

LAP	SECTOR 1	SECTOR 2	LAP TIME	MPH	DIFF	TIME OF DAY
1 -		29.103	1:24.749	84.06	4.874	11:28:29.916
2 -	51.882	28.676	1:20.558	88.44	0.683	11:29:50.474
3 -	51.780	28.397	1:20.177 **(3)**	88.86	0.302	11:31:10.651
4 -	52.006	29.506	1:21.512	87.40	1.637	11:32:32.163
5 -	***51.344***	28.531	***1:19.875*** **(1)**	***89.19***		***11:33:52.038***
6 -	52.540	***28.239***	1:20.779	88.19	0.904	11:35:12.817
7 -	51.946	28.654	1:20.600	88.39	0.725	11:36:33.417
8 -	51.941	28.831	1:20.772	88.20	0.897	11:37:54.189
9 -	51.471	28.561	1:20.032 **(2)**	89.02	0.157	11:39:14.221

Weather / Track : Sunny / Dry

Donington Park National: 1.9790 miles
Date: 02/06/2024 Start: 11:27 Finish: 11:39

BMCRC - MRO Championships 2024 - Rnd 4 @ Donington National

DFDS Yamaha Past Masters

RACE 5 - SECTOR ANALYSIS

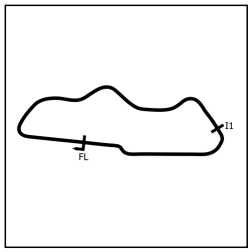

SECTOR 1 = FL to I1, SECTOR 2 = I1 to FL, DIFF = Difference To Personal Best Lap, P = Crossed Finish Line in Pit Lane, D = Time Disallowed

P5 27 Richard HAYWARD — Yamaha TZR 250 - BC vehicle repairs/ Snap on Tools

IDEAL LAP TIME : 1:20.095 BEST LAP TIME : 1:20.416 DIFFERENCE : 0.321

LAP	SECTOR 1	SECTOR 2	LAP TIME	MPH	DIFF	TIME OF DAY
1 -		29.213	1:24.654	84.16	4.238	11:28:29.821
2 -	52.307	29.139	1:21.446	87.47	1.030	11:29:51.267
3 -	52.348	28.547	1:20.895	88.07	0.479	11:31:12.162
4 -	***51.830***	28.586	***1:20.416*** **(1)**	***88.59***		***11:32:32.578***
5 -	52.146	28.638	1:20.784 **(3)**	88.19	0.368	11:33:53.362
6 -	52.363	***28.265***	1:20.628 **(2)**	88.36	0.212	11:35:13.990
7 -	52.498	28.824	1:21.322	87.61	0.906	11:36:35.312
8 -	52.517	28.953	1:21.470	87.45	1.054	11:37:56.782
9 -	52.916	29.181	1:22.097	86.78	1.681	11:39:18.879

P6 26 Damian LEE — Yamaha TZR 250 - Leed Autos

IDEAL LAP TIME : 1:20.261 BEST LAP TIME : 1:20.512 DIFFERENCE : 0.251

LAP	SECTOR 1	SECTOR 2	LAP TIME	MPH	DIFF	TIME OF DAY
1 -		30.060	1:25.805	83.03	5.293	11:28:30.972
2 -	***51.915***	28.963	1:20.878 **(3)**	88.09	0.366	11:29:51.850
3 -	52.166	***28.346***	***1:20.512*** **(1)**	***88.49***		***11:31:12.362***
4 -	52.226	28.579	1:20.805 **(2)**	88.17	0.293	11:32:33.167
5 -	52.258	28.776	1:21.034	87.92	0.522	11:33:54.201
6 -	52.856	28.923	1:21.779	87.12	1.267	11:35:15.980
7 -	52.892	29.237	1:22.129	86.74	1.617	11:36:38.109
8 -	52.520	29.556	1:22.076	86.80	1.564	11:38:00.185
9 -	52.985	28.818	1:21.803	87.09	1.291	11:39:21.988

P7 162 Darren COOPER — Yamaha TZR 250 - Twistgrip Motorcycles

IDEAL LAP TIME : 1:20.493 BEST LAP TIME : 1:20.495 DIFFERENCE : 0.002

LAP	SECTOR 1	SECTOR 2	LAP TIME	MPH	DIFF	TIME OF DAY
1 -		29.760	1:25.973	82.87	5.478	11:28:31.140
2 -	52.074	29.317	1:21.391	87.53	0.896	11:29:52.531
3 -	***51.897***	28.651	1:20.548 **(2)**	88.45	0.053	11:31:13.079
4 -	51.899	***28.596***	***1:20.495*** **(1)**	***88.51***		***11:32:33.574***
5 -	52.148	28.799	1:20.947 **(3)**	88.01	0.452	11:33:54.521
6 -	52.846	28.951	1:21.797	87.10	1.302	11:35:16.318
7 -	52.852	29.333	1:22.185	86.69	1.690	11:36:38.503
8 -	52.469	29.537	1:22.006	86.87	1.511	11:38:00.509
9 -	53.091	28.921	1:22.012	86.87	1.517	11:39:22.521

P8 70 Andrew BURSCOUGH — Yamaha YPVS 350 - Mad biker designs/Martitanium

IDEAL LAP TIME : 1:21.639 BEST LAP TIME : 1:22.261 DIFFERENCE : 0.622

LAP	SECTOR 1	SECTOR 2	LAP TIME	MPH	DIFF	TIME OF DAY
1 -		29.728	1:27.505	81.41	5.244	11:28:32.672
2 -	***52.846***	29.972	1:22.818 **(2)**	86.02	0.557	11:29:55.490
3 -	54.052	29.169	1:23.221	85.61	0.960	11:31:18.711
4 -	53.606	29.441	1:23.047	85.79	0.786	11:32:41.758
5 -	53.468	***28.793***	***1:22.261*** **(1)**	***86.61***		***11:34:04.019***
6 -	53.211	29.713	1:22.924 **(3)**	85.91	0.663	11:35:26.943
7 -	54.848	29.913	1:24.761	84.05	2.500	11:36:51.704
8 -	53.909	30.364	1:24.273	84.54	2.012	11:38:15.977
9 -	54.130	30.102	1:24.232	84.58	1.971	11:39:40.209

Weather / Track : Sunny / Dry

Donington Park National: 1.9790 miles
Date: 02/06/2024 Start: 11:27 Finish: 11:39

BMCRC - MRO Championships 2024 - Rnd 4 @ Donington National

DFDS Yamaha Past Masters

RACE 5 - SECTOR ANALYSIS

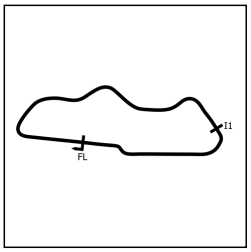

SECTOR 1 = FL to I1, SECTOR 2 = I1 to FL, DIFF = Difference To Personal Best Lap, P = Crossed Finish Line in Pit Lane, D = Time Disallowed

P9 55 Paul TOLAND Yamaha TZR 250 - Kippers keys

IDEAL LAP TIME : 1:23.481 BEST LAP TIME : 1:23.481 DIFFERENCE : 0.000

LAP	SECTOR 1	SECTOR 2	LAP TIME	MPH	DIFF	TIME OF DAY
1 -		30.005	1:28.583	80.42	5.102	11:28:33.750
2 -	53.930	29.956	1:23.886 (2)	84.93	0.405	11:29:57.636
3 -	***53.874***	***29.607***	***1:23.481 (1)***	***85.34***		***11:31:21.117***
4 -	54.430	30.172	1:24.602	84.21	1.121	11:32:45.719
5 -	54.176	29.862	1:24.038 (3)	84.77	0.557	11:34:09.757
6 -	54.705	30.818	1:25.523	83.30	2.042	11:35:35.280
7 -	54.066	30.796	1:24.862	83.95	1.381	11:37:00.142
8 -	54.049	30.875	1:24.924	83.89	1.443	11:38:25.066
9 -	54.382	30.272	1:24.654	84.16	1.173	11:39:49.720

P10 333 C Mark STUBBERFIELD Yamaha TZR 250 - Polished concrete London

IDEAL LAP TIME : 1:23.155 BEST LAP TIME : 1:23.778 DIFFERENCE : 0.623

LAP	SECTOR 1	SECTOR 2	LAP TIME	MPH	DIFF	TIME OF DAY
1 -		30.254	1:27.405	81.51	3.627	11:28:32.572
2 -	53.704	30.074	***1:23.778 (1)***	***85.04***		***11:29:56.350***
3 -	53.991	***29.864***	1:23.855 (2)	84.96	0.077	11:31:20.205
4 -	54.089	30.109	1:24.198	84.61	0.420	11:32:44.403
5 -	54.154	30.362	1:24.516	84.29	0.738	11:34:08.919
6 -	55.233	31.419	1:26.652	82.22	2.874	11:35:35.571
7 -	54.034	31.924	1:25.958	82.88	2.180	11:37:01.529
8 -	***53.291***	30.572	1:23.863 (3)	84.95	0.085	11:38:25.392
9 -	54.289	30.238	1:24.527	84.28	0.749	11:39:49.919

P11 60 C Danny GOUGH Yamaha TZR 250 - G Force Motorcycles

IDEAL LAP TIME : 1:23.124 BEST LAP TIME : 1:23.382 DIFFERENCE : 0.258

LAP	SECTOR 1	SECTOR 2	LAP TIME	MPH	DIFF	TIME OF DAY
1 -		30.028	1:29.249	79.82	5.867	11:28:34.416
2 -	54.353	29.944	1:24.297	84.51	0.915	11:29:58.713
3 -	54.278	29.808	1:24.086 (2)	84.73	0.704	11:31:22.799
4 -	54.480	29.806	1:24.286 (3)	84.52	0.904	11:32:47.085
5 -	53.959	***29.423***	***1:23.382 (1)***	***85.44***		***11:34:10.467***
6 -	54.251	31.027	1:25.278	83.54	1.896	11:35:35.745
7 -	54.172	30.823	1:24.995	83.82	1.613	11:37:00.740
8 -	***53.701***	31.248	1:24.949	83.86	1.567	11:38:25.689
9 -	54.235	30.258	1:24.493	84.32	1.111	11:39:50.182

P12 72 C John HAMILTON Yamaha TZR 250 - LW Racing

IDEAL LAP TIME : 1:24.184 BEST LAP TIME : 1:24.184 DIFFERENCE : 0.000

LAP	SECTOR 1	SECTOR 2	LAP TIME	MPH	DIFF	TIME OF DAY
1 -		30.228	1:29.150	79.91	4.966	11:28:34.317
2 -	54.589	30.342	1:24.931 (3)	83.88	0.747	11:29:59.248
3 -	54.840	30.059	1:24.899 (2)	83.91	0.715	11:31:24.147
4 -	55.021	30.455	1:25.476	83.35	1.292	11:32:49.623
5 -	55.158	30.230	1:25.388	83.43	1.204	11:34:15.011
6 -	54.730	30.854	1:25.584	83.24	1.400	11:35:40.595
7 -	54.540	30.440	1:24.980	83.83	0.796	11:37:05.575
8 -	55.315	30.371	1:25.686	83.14	1.502	11:38:31.261
9 -	***54.329***	***29.855***	***1:24.184 (1)***	***84.63***		***11:39:55.445***

BMCRC - MRO Championships 2024 - Rnd 4 @ Donington National

DFDS Yamaha Past Masters

RACE 5 - SECTOR ANALYSIS

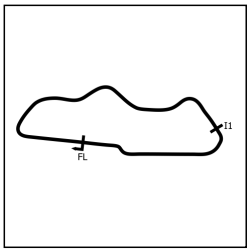

SECTOR 1 = FL to I1, SECTOR 2 = I1 to FL, DIFF = Difference To Personal Best Lap, P = Crossed Finish Line in Pit Lane, D = Time Disallowed

P13 52 C Andy FLUX Yamaha TZR 250 - Mach 1 Automotive LTD

IDEAL LAP TIME : 1:24.514 BEST LAP TIME : 1:24.543 DIFFERENCE : 0.029

LAP	SECTOR 1	SECTOR 2	LAP TIME	MPH	DIFF	TIME OF DAY
1 -		30.224	1:29.788	79.34	5.245	11:28:34.955
2 -	54.512	***30.201***	1:24.713 **(2)**	84.10	0.170	11:29:59.668
3 -	54.814	30.246	1:25.060	83.76	0.517	11:31:24.728
4 -	54.973	30.335	1:25.308	83.51	0.765	11:32:50.036
5 -	54.952	30.296	1:25.248	83.57	0.705	11:34:15.284
6 -	55.197	30.639	1:25.836	83.00	1.293	11:35:41.120
7 -	***54.313***	30.230	***1:24.543*** **(1)**	***84.27***		***11:37:05.663***
8 -	55.626	30.345	1:25.971	82.87	1.428	11:38:31.634
9 -	54.604	30.233	1:24.837 **(3)**	83.98	0.294	11:39:56.471

P14 100 David MAY Yamaha TZR 250 - www.ypmrc.co.uk

IDEAL LAP TIME : 1:23.721 BEST LAP TIME : 1:24.472 DIFFERENCE : 0.751

LAP	SECTOR 1	SECTOR 2	LAP TIME	MPH	DIFF	TIME OF DAY
1 -		30.469	1:30.791	78.47	6.319	11:28:35.958
2 -	54.918	30.191	1:25.109	83.71	0.637	11:30:01.067
3 -	54.549	30.184	1:24.733 **(2)**	84.08	0.261	11:31:25.800
4 -	54.769	30.016	1:24.785 **(3)**	84.03	0.313	11:32:50.585
5 -	55.090	***29.876***	1:24.966	83.85	0.494	11:34:15.551
6 -	54.532	31.716	1:26.248	82.60	1.776	11:35:41.799
7 -	54.997	30.441	1:25.438	83.38	0.966	11:37:07.237
8 -	54.849	30.030	1:24.879	83.93	0.407	11:38:32.116
9 -	***53.845***	30.627	***1:24.472*** **(1)**	***84.34***		***11:39:56.588***

P15 34 R Paul NIELD Yamaha TZR 250 -

IDEAL LAP TIME : 1:26.794 BEST LAP TIME : 1:26.794 DIFFERENCE : 0.000

LAP	SECTOR 1	SECTOR 2	LAP TIME	MPH	DIFF	TIME OF DAY
1 -		30.972	1:31.603	77.77	4.809	11:28:36.770
2 -	56.430	30.974	1:27.404	81.51	0.610	11:30:04.174
3 -	56.217	31.018	1:27.235 **(2)**	81.67	0.441	11:31:31.409
4 -	57.047	31.144	1:28.191	80.78	1.397	11:32:59.600
5 -	56.660	30.901	1:27.561	81.36	0.767	11:34:27.161
6 -	56.654	31.062	1:27.716	81.22	0.922	11:35:54.877
7 -	***55.918***	***30.876***	***1:26.794*** **(1)**	***82.08***		***11:37:21.671***
8 -	56.893	31.525	1:28.418	80.57	1.624	11:38:50.089
9 -	56.374	31.018	1:27.392 **(3)**	81.52	0.598	11:40:17.481

P16 58 C Ian STANLEY Yamaha TZR 250 - Twistgrip Motorcycles

IDEAL LAP TIME : 1:25.587 BEST LAP TIME : 1:26.226 DIFFERENCE : 0.639

LAP	SECTOR 1	SECTOR 2	LAP TIME	MPH	DIFF	TIME OF DAY
1 -		31.377	1:38.142	72.59	11.916	11:28:43.309
2 -	56.421	30.691	1:27.112	81.78	0.886	11:30:10.421
3 -	56.340	30.413	1:26.753	82.12	0.527	11:31:37.174
4 -	56.482	30.297	1:26.779	82.10	0.553	11:33:03.953
5 -	56.512	***30.230***	1:26.742 **(3)**	82.13	0.516	11:34:30.695
6 -	55.382	31.343	1:26.725 **(2)**	82.15	0.499	11:35:57.420
7 -	***55.357***	30.869	***1:26.226*** **(1)**	***82.62***		***11:37:23.646***
8 -	55.644	31.120	1:26.764	82.11	0.538	11:38:50.410
9 -	56.485	30.748	1:27.233	81.67	1.007	11:40:17.643

BMCRC - MRO Championships 2024 - Rnd 4 @ Donington National

DFDS Yamaha Past Masters

RACE 5 - SECTOR ANALYSIS

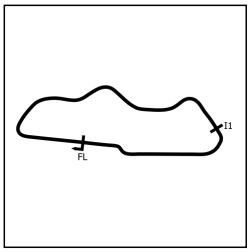

SECTOR 1 = FL to I1, SECTOR 2 = I1 to FL, DIFF = Difference To Personal Best Lap, P = Crossed Finish Line in Pit Lane, D = Time Disallowed

P17 73 C Colvin TURNER Yamaha TZR 250 -

IDEAL LAP TIME : 1:24.622 BEST LAP TIME : 1:24.658 DIFFERENCE : 0.036

LAP	SECTOR 1	SECTOR 2	LAP TIME	MPH	DIFF	TIME OF DAY
1 -		30.403	1:30.317	78.88	5.659	11:28:35.484
2 -	***54.384***	30.274	***1:24.658 (1)***	***84.15***		***11:30:00.142***
3 -	56.362	***30.238***	1:26.600 **(3)**	82.27	1.942	11:31:26.742
4 -	55.437	30.925	1:26.362 **(2)**	82.49	1.704	11:32:53.104
5 -	57.402	31.513	1:28.915	80.12	4.257	11:34:22.019
6 -	57.668	32.739	1:30.407	78.80	5.749	11:35:52.426
7 -	57.182	31.433	1:28.615	80.39	3.957	11:37:21.041
8 -	57.294	31.891	1:29.185	79.88	4.527	11:38:50.226
9 -	56.956	31.075	1:28.031	80.93	3.373	11:40:18.257

P18 46 C Kevin MARSHALL Yamaha TZR 250 - Stacey Processing

IDEAL LAP TIME : 1:26.695 BEST LAP TIME : 1:27.315 DIFFERENCE : 0.620

LAP	SECTOR 1	SECTOR 2	LAP TIME	MPH	DIFF	TIME OF DAY
1 -		31.748	1:34.846	75.11	7.531	11:28:40.013
2 -	56.665	30.995	1:27.660	81.27	0.345	11:30:07.673
3 -	56.713	31.115	1:27.828	81.12	0.513	11:31:35.501
4 -	56.836	31.078	1:27.914	81.04	0.599	11:33:03.415
5 -	56.374	31.764	1:28.138	80.83	0.823	11:34:31.553
6 -	***55.964***	31.351	***1:27.315 (1)***	***81.59***		***11:35:58.868***
7 -	56.815	***30.731***	1:27.546 **(2)**	81.38	0.231	11:37:26.414
8 -	57.197	31.183	1:28.380	80.61	1.065	11:38:54.794
9 -	56.371	31.206	1:27.577 **(3)**	81.35	0.262	11:40:22.371

P19 36 C Phil ZANUTTO Yamaha TZR 250 - Westend garage

IDEAL LAP TIME : 1:28.015 BEST LAP TIME : 1:28.297 DIFFERENCE : 0.282

LAP	SECTOR 1	SECTOR 2	LAP TIME	MPH	DIFF	TIME OF DAY
1 -		31.351	1:34.205	75.62	5.908	11:28:39.372
2 -	58.002	31.840	1:29.842	79.30	1.545	11:30:09.214
3 -	57.218	31.232	1:28.450 **(3)**	80.54	0.153	11:31:37.664
4 -	57.024	31.273	***1:28.297 (1)***	***80.68***		***11:33:05.961***
5 -	57.239	***31.066***	1:28.305 **(2)**	80.68	0.008	11:34:34.266
6 -	57.096	31.545	1:28.641	80.37	0.344	11:36:02.907
7 -	***56.949***	31.649	1:28.598	80.41	0.301	11:37:31.505
8 -	57.027	31.702	1:28.729	80.29	0.432	11:39:00.234
9 -	57.039	31.664	1:28.703	80.32	0.406	11:40:28.937

P20 67 C Mark BAILEY Yamaha TZR 250 - Elite Air conditioning Ltd. Hydroflow plumbin

IDEAL LAP TIME : 1:28.630 BEST LAP TIME : 1:28.630 DIFFERENCE : 0.000

LAP	SECTOR 1	SECTOR 2	LAP TIME	MPH	DIFF	TIME OF DAY
1 -		31.860	1:33.322	76.34	4.692	11:28:38.489
2 -	57.439	32.090	1:29.529 **(2)**	79.57	0.899	11:30:08.018
3 -	***57.249***	***31.381***	***1:28.630 (1)***	***80.38***		***11:31:36.648***
4 -	57.732	32.156	1:29.888 **(3)**	79.26	1.258	11:33:06.536
5 -	58.001	32.210	1:30.211	78.97	1.581	11:34:36.747
6 -	58.333	32.358	1:30.691	78.55	2.061	11:36:07.438
7 -	59.216	31.849	1:31.065	78.23	2.435	11:37:38.503
8 -	57.741	32.303	1:30.044	79.12	1.414	11:39:08.547

BMCRC - MRO Championships 2024 - Rnd 4 @ Donington National

DFDS Yamaha Past Masters

RACE 5 - SECTOR ANALYSIS

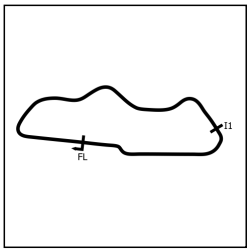

SECTOR 1 = FL to I1, SECTOR 2 = I1 to FL, DIFF = Difference To Personal Best Lap, P = Crossed Finish Line in Pit Lane, D = Time Disallowed

P21 69 C Mark ELLERAY Yamaha TZR 250 - Abbot Solutions Ltd

IDEAL LAP TIME : 1:28.399 BEST LAP TIME : 1:28.733 DIFFERENCE : 0.334

LAP	SECTOR 1	SECTOR 2	LAP TIME	MPH	DIFF	TIME OF DAY
1 -		31.898	1:36.381	73.92	7.648	11:28:41.548
2 -	57.728	32.504	1:30.232	78.95	1.499	11:30:11.780
3 -	57.673	31.755	1:29.428 (3)	79.66	0.695	11:31:41.208
4 -	***56.914***	31.819	***1:28.733 (1)***	***80.29***		***11:33:09.941***
5 -	57.386	***31.485***	1:28.871 (2)	80.16	0.138	11:34:38.812
6 -	57.525	31.958	1:29.483	79.62	0.750	11:36:08.295
7 -	57.634	32.193	1:29.827	79.31	1.094	11:37:38.122
8 -	58.993	31.856	1:30.849	78.42	2.116	11:39:08.971

P22 54 C John HOLD Yamaha RD350 YPVS -

IDEAL LAP TIME : 1:29.906 BEST LAP TIME : 1:29.939 DIFFERENCE : 0.033

LAP	SECTOR 1	SECTOR 2	LAP TIME	MPH	DIFF	TIME OF DAY
1 -		33.082	1:40.431	70.94	10.492	11:28:45.598
2 -	59.688	32.709	1:32.397	77.10	2.458	11:30:17.995
3 -	59.947	32.234	1:32.181	77.28	2.242	11:31:50.176
4 -	58.779	32.107	1:30.886	78.39	0.947	11:33:21.062
5 -	58.939	***31.733***	1:30.672 (2)	78.57	0.733	11:34:51.734
6 -	58.827	32.552	1:31.379	77.96	1.440	11:36:23.113
7 -	58.528	32.160	1:30.688 (3)	78.56	0.749	11:37:53.801
8 -	***58.173***	31.766	***1:29.939 (1)***	***79.21***		***11:39:23.740***

P23 20 R Sara Sophie OSTERHOLZER Yamaha TZR 250 -

IDEAL LAP TIME : 1:37.092 BEST LAP TIME : 1:37.121 DIFFERENCE : 0.029

LAP	SECTOR 1	SECTOR 2	LAP TIME	MPH	DIFF	TIME OF DAY
1 -		34.938	1:41.982	69.86	4.861	11:28:47.149
2 -	***1:02.246***	37.151	1:39.397	71.67	2.276	11:30:26.546
3 -	1:04.233	35.908	1:40.141	71.14	3.020	11:32:06.687
4 -	1:02.275	***34.846***	***1:37.121 (1)***	***73.35***		***11:33:43.808***
5 -	1:03.506	35.727	1:39.233 (3)	71.79	2.112	11:35:23.041
6 -	1:02.741	36.317	1:39.058 (2)	71.92	1.937	11:37:02.099
7 -	1:03.380	39.322	1:42.702	69.37	5.581	11:38:44.801
8 -	1:04.446	35.935	1:40.381	70.97	3.260	11:40:25.182

P24 8 David BALL Yamaha TZR 250 - Gardiner Page and Roe pension consultants

IDEAL LAP TIME : 1:19.155 BEST LAP TIME : 1:19.526 DIFFERENCE : 0.371

LAP	SECTOR 1	SECTOR 2	LAP TIME	MPH	DIFF	TIME OF DAY
1 -		29.085	1:24.029	84.78	4.503	11:28:29.196
2 -	51.367	28.755	1:20.122 (2)	88.92	0.596	11:29:49.318
3 -	51.595	28.575	1:20.170	88.86	0.644	11:31:09.488
4 -	51.656	28.495	1:20.151 (3)	88.89	0.625	11:32:29.639
5 -	52.076	***28.144***	1:20.220	88.81	0.694	11:33:49.859
6 -	52.187	28.147	1:20.334	88.68	0.808	11:35:10.193
7 -	***51.011***	28.515	***1:19.526 (1)***	***89.58***		***11:36:29.719***

P25 30 Alan COOPER Yamaha TZR 250 - Twistgrip Motorcycles

IDEAL LAP TIME : 1:20.638 BEST LAP TIME : 1:20.730 DIFFERENCE : 0.092

LAP	SECTOR 1	SECTOR 2	LAP TIME	MPH	DIFF	TIME OF DAY
1 -		29.113	1:23.552	85.27	2.822	11:28:28.719
2 -	52.315	29.301	1:21.616	87.29	0.886	11:29:50.335
3 -	52.871	***28.501***	1:21.372 (2)	87.55	0.642	11:31:11.707
4 -	52.148	28.582	***1:20.730 (1)***	***88.25***		***11:32:32.437***
5 -	***52.137***	29.268	1:21.405 (3)	87.52	0.675	11:33:53.842

BMCRC - MRO Championships 2024 - Rnd 4 @ Donington National

DFDS Yamaha Past Masters

RACE 5 - SECTOR ANALYSIS

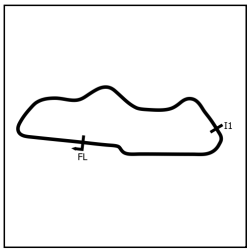

SECTOR 1 = FL to I1, SECTOR 2 = I1 to FL, DIFF = Difference To Personal Best Lap, P = Crossed Finish Line in Pit Lane, D = Time Disallowed

P26 19 C Tommi CALDWELL Yamaha TZR 250 - DART Motorsport

IDEAL LAP TIME : 1:21.992 BEST LAP TIME : 1:22.184 DIFFERENCE : 0.192

LAP	SECTOR 1	SECTOR 2	LAP TIME	MPH	DIFF	TIME OF DAY
1 -		29.757	1:27.884	81.06	5.700	11:28:33.051
2 -	53.476	29.401	1:22.877 **(3)**	85.96	0.693	11:29:55.928
3 -	53.306	***28.957***	1:22.263 **(2)**	86.60	0.079	11:31:18.191
4 -	53.062	29.122	***1:22.184*** **(1)**	***86.69***		***11:32:40.375***
5 -	53.727	29.274	1:23.001	85.83	0.817	11:34:03.376

P27 42 C Martin PEARSON Yamaha TZR 250 -

IDEAL LAP TIME : 1:30.727 BEST LAP TIME : 1:30.727 DIFFERENCE : 0.000

LAP	SECTOR 1	SECTOR 2	LAP TIME	MPH	DIFF	TIME OF DAY
1 -		32.185	1:34.718	75.21	3.991	11:28:39.885
2 -	58.769	32.407	1:31.176 **(2)**	78.14	0.449	11:30:11.061
3 -	***58.624***	***32.103***	***1:30.727*** **(1)**	***78.52***		***11:31:41.788***
4 -	58.972	IN PIT	1:37.423 **P**	73.13	6.696	11:33:19.211

P28 65 C Nigel TERRY Yamaha TZR 250 - NTrap Garage Doors

IDEAL LAP TIME : 1:34.467 BEST LAP TIME : 1:35.084 DIFFERENCE : 0.617

LAP	SECTOR 1	SECTOR 2	LAP TIME	MPH	DIFF	TIME OF DAY
1 -		***33.272***	1:38.522	72.31	3.438	11:28:43.689
2 -	***1:01.195***	33.889	***1:35.084*** **(1)**	***74.92***		***11:30:18.773***
3 -	1:02.570	IN PIT	1:44.055 **P**	68.46	8.971	11:32:02.828

Weather / Track : Sunny / Dry

Donington Park National: 1.9790 miles
Date: 02/06/2024 Start: 11:27 Finish: 11:39

BMCRC - MRO Championships 2024 - Rnd 4 @ Donington National

DFDS Yamaha Past Masters

RACE 5 - BEST SECTORS

SECTOR 1				SECTOR 2			IDEAL / BEST COMPARISON					
POS	NO	NAME	TIME	NO	NAME	TIME	POS	NO	NAME	IDEAL	BEST	DIFF
									PERFECT LAP	1:19.038		
1	57	MOOK	50.894	8	BALL	28.144	1	57	MOOK	1:19.087	1:19.430	0.343
2	51	WHOLEY	50.922	57	MOOK	28.193	2	8	BALL	1:19.155	1:19.526	0.371
3	8	BALL	51.011	74	WHITBY	28.239	3	51	WHOLEY	1:19.334	1:19.522	0.188
4	85	WALES	51.249	27	HAYWARD	28.265	4	85	WALES	1:19.522	1:19.541	0.019
5	74	WHITBY	51.344	85	WALES	28.273	5	74	WHITBY	1:19.583	1:19.875	0.292
6	27	HAYWARD	51.830	26	LEE	28.346	6	27	HAYWARD	1:20.095	1:20.416	0.321
7	162	COOPER	51.897	51	WHOLEY	28.412	7	26	LEE	1:20.261	1:20.512	0.251
8	26	LEE	51.915	30	COOPER	28.501	8	162	COOPER	1:20.493	1:20.495	0.002
9	30	COOPER	52.137	162	COOPER	28.596	9	30	COOPER	1:20.638	1:20.730	0.092
10	70	BURSCOUGH	52.846	70	BURSCOUGH	28.793	10	70	BURSCOUGH	1:21.639	1:22.261	0.622
11	19	CALDWELL	53.035	19	CALDWELL	28.957	11	19	CALDWELL	1:21.992	1:22.184	0.192
12	333	STUBBERFIELD	53.291	60	GOUGH	29.423	12	60	GOUGH	1:23.124	1:23.382	0.258
13	60	GOUGH	53.701	55	TOLAND	29.607	13	333	STUBBERFIELD	1:23.155	1:23.778	0.623
14	100	MAY	53.845	72	HAMILTON	29.855	14	55	TOLAND	1:23.481	1:23.481	0.000
15	55	TOLAND	53.874	333	STUBBERFIELD	29.864	15	100	MAY	1:23.721	1:24.472	0.751
16	52	FLUX	54.313	100	MAY	29.876	16	72	HAMILTON	1:24.184	1:24.184	0.000
17	72	HAMILTON	54.329	52	FLUX	30.201	17	52	FLUX	1:24.514	1:24.543	0.029
18	73	TURNER	54.384	58	STANLEY	30.230	18	73	TURNER	1:24.622	1:24.658	0.036
19	58	STANLEY	55.357	73	TURNER	30.238	19	58	STANLEY	1:25.587	1:26.226	0.639
20	34	NIELD	55.918	46	MARSHALL	30.731	20	46	MARSHALL	1:26.695	1:27.315	0.620
21	46	MARSHALL	55.964	34	NIELD	30.876	21	34	NIELD	1:26.794	1:26.794	0.000
22	69	ELLERAY	56.914	36	ZANUTTO	31.066	22	36	ZANUTTO	1:28.015	1:28.297	0.282
23	36	ZANUTTO	56.949	67	BAILEY	31.381	23	69	ELLERAY	1:28.399	1:28.733	0.334
24	67	BAILEY	57.249	69	ELLERAY	31.485	24	67	BAILEY	1:28.630	1:28.630	0.000
25	54	HOLD	58.173	54	HOLD	31.733	25	54	HOLD	1:29.906	1:29.939	0.033
26	42	PEARSON	58.624	42	PEARSON	32.103	26	42	PEARSON	1:30.727	1:30.727	0.000
27	65	TERRY	1:01.195	65	TERRY	33.272	27	65	TERRY	1:34.467	1:35.084	0.617
28	20	OSTERHOLZER	1:02.246	20	OSTERHOLZER	34.846	28	20	OSTERHOLZER	1:37.092	1:37.121	0.029

Weather / Track : Sunny / Dry

Donington Park National: 1.9790 miles
Date: 02/06/2024 Start: 11:27 Finish: 11:39

Results can be found at www.tsl-timing.com

Printed - 11:55 Sunday, 02 June 2024

BMCRC - MRO Championships 2024 - Rnd 4 @ Donington National

DFDS Yamaha Past Masters

RACE 5 - STATISTICS

Competitors Started	28
Planned Start	2024-06-02 @ 10:45:00.000
Actual Start	2024-06-02 @ 11:27:05.166
Finish Time	2024-06-02 @ 11:39:06.938
Track Length	1.9790mi.
Total Laps	227
Total Distance Covered	449.2482mi.

Session Fastest Lap History

NO	CL	NAME	LAP TIME	TIME OF DAY	LAP	VEHICLE
51		**Kevin WHOLEY**	**1:19.522**	11:29:46.885	2	Yamaha TZR 250
57		**Geoff MOOK**	**1:19.472**	11:33:49.550	5	Yamaha TZR 250
57		**Geoff MOOK**	**1:19.430**	11:37:48.469	8	Yamaha TZR 250

Session Leader History

NO	CL	NAME	FROM LAP	LAPS LED	DISTANCE	VEHICLE
51		**Kevin WHOLEY**	1	9	17.77 miles	Yamaha TZR 250

Flag History

TYPE	TIME OF DAY
GREEN	11:27:05.166
FINISH	11:39:06.938

Flag Statistics

TYPE	COUNT	TOTAL LAPS	TOTAL TIME
Green	1	9	13:37.581
Red	0	0	0.000
Safety Car	0	0	0.000
FCY	0	0	0.000

Weather / Track : Sunny / Dry

Donington Park National: 1.9790 miles
Date: 02/06/2024 Start: 11:27 Finish: 11:39

BMCRC - MRO Championships 2024 - Rnd 4 @ Donington National

DFDS Yamaha Past Masters

RACE 5 - STATISTICS

CLASS : 12 Starters

Fastest Lap History

NO	NAME	LAP TIME	TIME OF DAY	LAP	VEHICLE
51	**Kevin WHOLEY**	**1:19.522**	11:29:46.885	2	Yamaha TZR 250
57	**Geoff MOOK**	**1:19.472**	11:33:49.550	5	Yamaha TZR 250
57	**Geoff MOOK**	**1:19.430**	11:37:48.469	8	Yamaha TZR 250

Leader History

NO	NAME	FROM LAP	LAPS LED	DISTANCE	VEHICLE
51	**Kevin WHOLEY**	1	9	17.77 miles	Yamaha TZR 250

Weather / Track : Sunny / Dry

Donington Park National: 1.9790 miles
Date: 02/06/2024 Start: 11:27 Finish: 11:39

BMCRC - MRO Championships 2024 - Rnd 4 @ Donington National

DFDS Yamaha Past Masters

RACE 5 - STATISTICS

CLASS : C

14 Starters

Fastest Lap History

NO	NAME	LAP TIME	TIME OF DAY	LAP	VEHICLE
19	**Tommi CALDWELL**	**1:22.877**	11:29:55.955	2	Yamaha TZR 250
19	**Tommi CALDWELL**	**1:22.263**	11:31:18.221	3	Yamaha TZR 250
19	**Tommi CALDWELL**	**1:22.184**	11:32:40.403	4	Yamaha TZR 250

Leader History

NO	NAME	FROM LAP	LAPS LED	DISTANCE	VEHICLE
333	**Mark STUBBERFIELD**	1	1	1.94 miles	Yamaha TZR 250
19	**Tommi CALDWELL**	2	4	7.91 miles	Yamaha TZR 250
333	**Mark STUBBERFIELD**	6	1	1.97 miles	Yamaha TZR 250
60	**Danny GOUGH**	7	1	1.97 miles	Yamaha TZR 250
333	**Mark STUBBERFIELD**	8	2	3.95 miles	Yamaha TZR 250

Weather / Track : Sunny / Dry

Donington Park National: 1.9790 miles
Date: 02/06/2024 Start: 11:27 Finish: 11:39

BMCRC - MRO Championships 2024 - Rnd 4 @ Donington National

DFDS Yamaha Past Masters

RACE 5 - STATISTICS

CLASS : R

2 Starters

Fastest Lap History

NO	NAME	LAP TIME	TIME OF DAY	LAP	VEHICLE
34	**Paul NIELD**	**1:27.404**	11:30:04.184	2	Yamaha TZR 250
34	**Paul NIELD**	**1:27.235**	11:31:31.419	3	Yamaha TZR 250
34	**Paul NIELD**	**1:26.794**	11:37:21.681	7	Yamaha TZR 250

Leader History

NO	NAME	FROM LAP	LAPS LED	DISTANCE	VEHICLE
34	**Paul NIELD**	1	9	17.77 miles	Yamaha TZR 250

Weather / Track : Sunny / Dry

Donington Park National: 1.9790 miles
Date: 02/06/2024 Start: 11:27 Finish: 11:39

BMCRC - MRO Championships 2024 - Rnd 4 @ Donington National

DFDS Yamaha Past Masters

RACE 16 - GRID (8 Laps)

ROW 10	30	87	Denise BUTTON	29	7	Pete FISHWICK	28	20 Sara Sophie OSTERHOLZER 1:37.121
ROW 9	27	65	Nigel TERRY 1:35.084	26	42	Martin PEARSON 1:30.727	25	54 John HOLD 1:29.939
ROW 8	24	69	Mark ELLERAY 1:28.733	23	67	Mark BAILEY 1:28.630	22	36 Phil ZANUTTO 1:28.297
ROW 7	21	46	Kevin MARSHALL 1:27.315	20	34	Paul NIELD 1:26.794	19	58 Ian STANLEY 1:26.226
ROW 6	18	73	Colvin TURNER 1:24.658	17	52	Andy FLUX 1:24.543	16	100 David MAY 1:24.472
ROW 5	15	72	John HAMILTON 1:24.184	14	333	Mark STUBBERFIELD 1:23.778	13	55 Paul TOLAND 1:23.481
ROW 4	12	60	Danny GOUGH 1:23.382	11	70	Andrew BURSCOUGH 1:22.261	10	19 Tommi CALDWELL 1:22.184
ROW 3	9	30	Alan COOPER 1:20.730	8	26	Damian LEE 1:20.512	7	162 Darren COOPER 1:20.495
ROW 2	6	27	Richard HAYWARD 1:20.416	5	74	Paul WHITBY 1:19.875	4	85 Andrew WALES 1:19.541
ROW 1	3	8	David BALL 1:19.526	2	51	Kevin WHOLEY 1:19.522	1	57 Geoff MOOK 1:19.430

Pole

These results are provisional until the conclusion of any judicial and technical matters.

Donington Park National: 1.9790 miles

Clerk Of Course:	Stewards:	Timekeeper: Craig Smith	

Results can be found at www.tsl-timing.com

Printed - 11:56 Sunday, 02 June 2024

BMCRC - MRO Championships 2024 - Rnd 4 @ Donington National

DFDS Yamaha Past Masters

RACE 16 - CLASSIFICATION

Race Distance: 8 Laps / 15.83 miles

POS	NO	CL	PIC	NAME	ENTRY	LAPS	TIME	GAP	DIFF	MPH	BEST	ON	GRD	↑↓
1	51		1	Kevin WHOLEY	Yamaha TZR 250 - Twistgrip Motorcycles	8	10:40.484			88.77	1:19.281	2	2	1
2	8		2	David BALL	Yamaha TZR 250 - Gardiner Page and Roe pension consulta	8	10:50.066	9.582	9.582	87.46	1:20.497	6	3	1
3	70		3	Andrew BURSCOUGH	Yamaha YPVS 350 - Mad biker designs/Martitanium	8	10:50.754	10.270	0.688	87.37	1:20.074	5	11	8
4	57		4	Geoff MOOK	Yamaha TZR 250 -	8	10:51.319	10.835	0.565	87.30	1:20.329	7	1	-3
5	74		5	Paul WHITBY	Yamaha TZR 250 - Greybridge Ltd	8	10:51.962	11.478	0.643	87.21	1:20.316	8	5	0
6	27		6	Richard HAYWARD	Yamaha TZR 250 - BC vehicle repairs/ Snap on Tools	8	10:52.255	11.771	0.293	87.17	1:20.089	5	6	0
7	85		7	Andrew WALES	Yamaha TZR 250 - Show Control International	8	11:01.659	21.175	9.404	85.93	1:20.215	4	4	-3
8	26		8	Damian LEE	Yamaha TZR 250 - Leed Autos	8	11:02.227	21.743	0.568	85.86	1:21.295	3	8	0
9	162		9	Darren COOPER	Yamaha TZR 250 - Twistgrip Motorcycles	8	11:06.346	25.862	4.119	85.33	1:21.288	3	7	-2
10	19	C	1	Tommi CALDWELL	Yamaha TZR 250 - DART Motorsport	8	11:19.055	38.571	12.709	83.73	1:23.552	3	10	0
11	60	C	2	Danny GOUGH	Yamaha TZR 250 - G Force Motorcycles	8	11:23.677	43.193	4.622	83.16	1:24.577	8	12	1
12	333	C	3	Mark STUBBERFIELD	Yamaha TZR 250 - Polished concrete London	8	11:23.789	43.305	0.112	83.15	1:24.269	3	14	2
13	55		10	Paul TOLAND	Yamaha TZR 250 - Kippers keys	8	11:25.255	44.771	1.466	82.97	1:24.460	7	13	0
14	72	C	4	John HAMILTON	Yamaha TZR 250 - LW Racing	8	11:25.410	44.926	0.155	82.95	1:24.435	3	15	1
15	100		11	David MAY	Yamaha TZR 250 - www.ypmrc.co.uk	8	11:28.003	47.519	2.593	82.64	1:24.845	7	16	1
16	34	R	1	Paul NIELD	Yamaha TZR 250 -	8	11:36.089	55.605	8.086	81.68	1:25.554	2	20	4
17	46	C	5	Kevin MARSHALL	Yamaha TZR 250 - Stacey Processing	8	11:44.719	1:04.235	8.630	80.68	1:26.643	6	21	4
18	73	C	6	Colvin TURNER	Yamaha TZR 250 -	8	11:45.581	1:05.097	0.862	80.58	1:26.350	4	18	0
19	58	C	7	Ian STANLEY	Yamaha TZR 250 - Twistgrip Motorcycles	8	11:48.754	1:08.270	3.173	80.22	1:26.458	6	19	0
20	36	C	8	Phil ZANUTTO	Yamaha TZR 250 - Westend garage	8	11:58.387	1:17.903	9.633	79.15	1:27.833	3	22	2
21	67	C	9	Mark BAILEY	Yamaha TZR 250 - Elite Air conditioning Ltd. Hydroflow plum	8	12:06.178	1:25.694	7.791	78.30	1:29.909	8	23	2
22	42	C	10	Martin PEARSON	Yamaha TZR 250 -	8	12:09.022	1:28.538	2.844	77.99	1:29.711	2	26	4
23	69	C	11	Mark ELLERAY	Yamaha TZR 250 - Abbot Solutions Ltd	8	12:09.428	1:28.944	0.406	77.95	1:29.298	5	24	1
24	54	C	12	John HOLD	Yamaha RD350 YPVS -	7	10:49.977	1 Lap	1 Lap	76.51	1:29.522	4	25	1
25	20	R	2	Sara Sophie OSTERHOLZER	Yamaha TZR 250 -	7	11:25.342	1 Lap	35.365	72.57	1:36.797	5	28	3

NOT CLASSIFIED

DNF	30			Alan COOPER	Yamaha TZR 250 - Twistgrip Motorcycles	6	8:06.511	2 Laps	1 Lap	87.58	1:19.758	3	9	
DNF	65	C		Nigel TERRY	Yamaha TZR 250 - NTrap Garage Doors	4	6:33.850	4 Laps	2 Laps	72.01	1:34.872	3	27	

FASTEST LAP

51		Kevin WHOLEY	Yamaha TZR 250 - Twistgrip Motorcycles	2	1:19.281	89.86 mph	144.62 kph
19	C	Tommi CALDWELL	Yamaha TZR 250 - DART Motorsport	3	1:23.552	85.27 mph	137.23 kph
34	R	Paul NIELD	Yamaha TZR 250 -	2	1:25.554	83.27 mph	134.02 kph

Comments:
Class - 92.5% of Race Speed = 82.11 mph
Class C - 92.5% of Race Speed = 77.45 mph
Class R - 92.5% of Race Speed = 75.55 mph

Weather / Track : Cloudy / Dry
These results are provisional until the conclusion of any judicial and technical matters.

Date: 02/06/2024 Start: 15:30 Finish: 15:41
Donington Park National: 1.9790 miles

Clerk Of Course:	Stewards:	Timekeeper: Craig Smith	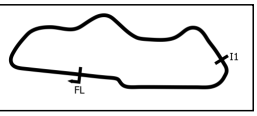

Results can be found at www.tsl-timing.com

Printed - 15:44 Sunday, 02 June 2024

BMCRC - MRO Championships 2024 - Rnd 4 @ Donington National

DFDS Yamaha Past Masters

RACE 16 - LAP CHART

LAP 1 @ 15:32:04.619

NO	BEHIND	LAP TIME
51		1:23.025
8	0.682	1:23.707
57	1.202	1:24.227
27	1.829	1:24.854
74	2.106	1:25.131
70	2.284	1:25.309
30	2.943	1:25.968
85	3.568	1:26.593
26	4.305	1:27.330
162	4.595	1:27.620
19	5.862	1:28.887
55	6.081	1:29.106
60	6.872	1:29.897
333	7.012	1:30.037
72	7.508	1:30.533
100	8.151	1:31.176
73	8.968	1:31.993
34	9.179	1:32.204
67	11.345	1:34.370
46	11.608	1:34.633
36	12.247	1:35.272
42	14.329	1:37.354
58	15.630	1:38.655
20	17.789	1:40.814
69	17.862	1:40.887
65	18.443	1:41.468
54	18.704	1:41.729

LAP 2 @ 15:33:23.900

NO	BEHIND	LAP TIME
51		1:19.281
8	2.652	1:21.251
57	3.221	1:21.300
27	3.249	1:20.701
30	3.448	1:19.786
70	3.772	1:20.769
74	4.798	1:21.973
85	5.094	1:20.807
26	6.429	1:21.405
162	7.200	1:21.886
19	10.406	1:23.825
55	11.790	1:24.990
333	12.115	1:24.384
60	12.764	1:25.173
72	13.430	1:25.203
100	13.851	1:24.981
34	15.452	1:25.554
73	16.157	1:26.470
46	19.041	1:26.714
36	21.119	1:28.153
67	22.171	1:30.107
58	23.735	1:27.386
42	24.759	1:29.711
69	27.915	1:29.334
65	34.607	1:35.445
54	34.826	1:35.403
20	35.342	1:36.834

LAP 3 @ 15:34:43.204

NO	BEHIND	LAP TIME
51		1:19.304
30	3.902	1:19.758
8	4.001	1:20.653
27	4.590	1:20.645
70	4.705	1:20.237
57	6.125	1:22.208
74	6.355	1:20.861
85	6.720	1:20.930
26	8.420	1:21.295
162	9.184	1:21.288
19	14.654	1:23.552
333	17.080	1:24.269
55	17.477	1:24.991
60	18.146	1:24.686
72	18.561	1:24.435
100	19.519	1:24.972
34	22.144	1:25.996
73	23.700	1:26.847
46	26.638	1:26.901
36	29.648	1:27.833
58	32.318	1:27.887
67	33.345	1:30.478
42	35.946	1:30.491
69	38.286	1:29.675
54	48.372	1:32.850
65	50.175	1:34.872
20	53.239	1:37.201

LAP 4 @ 15:36:02.759

NO	BEHIND	LAP TIME
51		1:19.555
30	4.451	1:20.104
8	5.145	1:20.699
70	5.330	1:20.180
27	6.210	1:21.175
57	7.191	1:20.621
85	7.380	1:20.215
74	7.690	1:20.890
26	10.249	1:21.384
162	11.502	1:21.873
19	18.881	1:23.782
333	22.276	1:24.751
55	22.919	1:24.997
72	23.724	1:24.718
60	23.805	1:25.214
100	25.756	1:25.792
34	28.287	1:25.698
73	30.495	1:26.350
46	34.577	1:27.494
36	39.522	1:29.429
58	39.778	1:27.015
67	44.483	1:30.693
42	46.879	1:30.488
69	48.437	1:29.706
54	58.339	1:29.522
20	1:10.773	1:37.089
65	1:12.685	1:42.065 P

LAP 5 @ 15:37:22.484

NO	BEHIND	LAP TIME
51		1:19.725
30	4.521	1:19.795
70	5.679	1:20.074
27	6.574	1:20.089
8	6.719	1:21.299
57	8.663	1:21.197
85	9.399	1:21.744
74	9.509	1:21.544
26	12.420	1:21.896
162	14.963	1:23.186
19	23.300	1:24.144
333	27.238	1:24.687
55	28.573	1:25.379
60	28.912	1:24.832
72	29.629	1:25.630
100	31.487	1:25.456
34	34.841	1:26.279
73	39.020	1:28.250
46	42.475	1:27.623
58	46.652	1:26.599
36	49.368	1:29.571
67	55.158	1:30.400
42	57.465	1:30.311
69	58.010	1:29.298
54	1:08.195	1:29.581

LAP 6 @ 15:38:42.068

NO	BEHIND	LAP TIME
51		1:19.584
30	6.037	1:21.100
8	7.632	1:20.497
70	7.640	1:21.545
27	7.832	1:20.842
20	1 Lap	1:36.797
57	9.795	1:20.716
74	10.586	1:20.661
85	12.120	1:22.305
26	16.534	1:23.698
162	18.583	1:23.204
19	27.848	1:24.132
333	32.733	1:25.079
55	33.780	1:24.791
60	34.006	1:24.678
72	34.886	1:24.841
100	37.068	1:25.165
34	41.894	1:26.637
73	47.933	1:28.497
46	49.534	1:26.643
58	53.526	1:26.458
36	59.056	1:29.272
67	1:05.780	1:30.206
42	1:08.300	1:30.419
69	1:08.682	1:30.256
54	1:19.539	1:30.928

LAP 7 @ 15:40:01.917

NO	BEHIND	LAP TIME
51		1:19.849
8	8.659	1:20.876
70	8.884	1:21.093
27	9.552	1:21.569
57	10.275	1:20.329
74	11.323	1:20.586
85	16.679	1:24.408
26	20.039	1:23.354
162	22.648	1:23.914
20	1 Lap	1:38.940
19	32.297	1:24.298
333	38.153	1:25.269
55	38.391	1:24.460
60	38.777	1:24.620
72	39.579	1:24.542
100	42.064	1:24.845
34	48.825	1:26.780
46	57.176	1:27.491
73	57.505	1:29.421
58	1:01.612	1:27.935
36	1:08.448	1:29.241
67	1:15.946	1:30.015
42	1:18.730	1:30.279
69	1:19.351	1:30.518

LAP 8 @ 15:41:22.078

NO	BEHIND	LAP TIME
51		1:20.161
54	1 Lap	1:29.964
8	9.582	1:21.084
70	10.270	1:21.547
57	10.835	1:20.721
74	11.478	1:20.316
27	11.771	1:22.380
85	21.175	1:24.657
26	21.743	1:21.865
162	25.862	1:23.375
19	38.571	1:26.435
60	43.193	1:24.577
333	43.305	1:25.313
55	44.771	1:26.541
20	1 Lap	1:37.667
72	44.926	1:25.508
100	47.519	1:25.616
34	55.605	1:26.941
46	1:04.235	1:27.220
73	1:05.097	1:27.753
58	1:08.270	1:26.819
36	1:17.903	1:29.616
67	1:25.694	1:29.909
42	1:28.538	1:29.969
69	1:28.944	1:29.754

Weather / Track : Cloudy / Dry

Donington Park National: 1.9790 miles
Date: 02/06/2024 Start: 15:30 Finish: 15:41

Results can be found at www.tsl-timing.com

Printed - 15:44 Sunday, 02 June 2024

BMCRC - MRO Championships 2024 - Rnd 4 @ Donington National

DFDS Yamaha Past Masters

RACE 16 - POSITION CHART

No	Name	Lap Pos	1	2	3	4	5	6	7	8
57	MOOK	1	51	51	51	51	51	51	51	51
51	WHOLEY	2	8	8	30	30	30	30	8	8
8	BALL	3	57	57	8	8	70	8	70	70
85	WALES	4	27	27	27	70	27	70	27	57
74	WHITBY	5	74	30	70	27	8	27	57	74
27	HAYWARD	6	70	70	57	57	57	57	74	27
162	COOPER	7	30	74	74	85	85	74	85	85
26	LEE	8	85	85	85	74	74	85	26	26
30	COOPER	9	26	26	26	26	26	26	162	162
19	CALDWELL	10	162	162	162	162	162	162	19	19
70	BURSCOUGH	11	19	19	19	19	19	19	333	60
60	GOUGH	12	55	55	333	333	333	333	55	333
55	TOLAND	13	60	333	55	55	55	55	60	55
333	STUBBERFIELD	14	333	60	60	72	60	60	72	72
72	HAMILTON	15	72	72	72	60	72	72	100	100
100	MAY	16	100	100	100	100	100	100	34	34
73	TURNER	17	73	34	34	34	34	34	46	46
58	STANLEY	18	34	73	73	73	73	73	73	73
34	NIELD	19	67	46	46	46	46	46	58	58
46	MARSHALL	20	46	36	36	36	58	58	36	36
36	ZANUTTO	21	36	67	58	58	36	36	67	67
67	BAILEY	22	42	58	67	67	67	67	42	42
69	ELLERAY	23	58	42	42	42	42	42	69	69
54	HOLD	24	20	69	69	69	69	69	54	
42	PEARSON	25	69	65	54	54	54	54	20	
65	TERRY	26	65	54	65	20	20	20		
20	OSTERHOLZER	27	54	20	20	*65*				

Weather / Track : Cloudy / Dry

Donington Park National: 1.9790 miles
Date: 02/06/2024 Start: 15:30 Finish: 15:41

Results can be found at www.tsl-timing.com

Printed - 15:44 Sunday, 02 June 2024

BMCRC - MRO Championships 2024 - Rnd 4 @ Donington National

DFDS Yamaha Past Masters

RACE 16 - SECTOR ANALYSIS

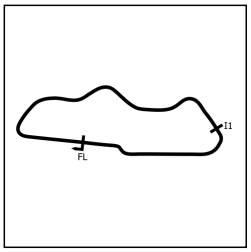

SECTOR 1 = FL to I1, SECTOR 2 = I1 to FL, DIFF = Difference To Personal Best Lap, P = Crossed Finish Line in Pit Lane, D = Time Disallowed

P1 51 Kevin WHOLEY — Yamaha TZR 250 - Twistgrip Motorcycles

IDEAL LAP TIME : 1:19.197 BEST LAP TIME : 1:19.281 DIFFERENCE : 0.084

LAP	SECTOR 1	SECTOR 2	LAP TIME	MPH	DIFF	TIME OF DAY
1 -		***28.212***	1:23.025	85.81	3.744	15:32:04.619
2 -	51.048	28.233	***1:19.281 (1)***	***89.86***		***15:33:23.900***
3 -	***50.985***	28.319	1:19.304 **(2)**	89.83	0.023	15:34:43.204
4 -	51.195	28.360	1:19.555 **(3)**	89.55	0.274	15:36:02.759
5 -	51.211	28.514	1:19.725	89.36	0.444	15:37:22.484
6 -	51.273	28.311	1:19.584	89.52	0.303	15:38:42.068
7 -	51.316	28.533	1:19.849	89.22	0.568	15:40:01.917
8 -	51.006	29.155	1:20.161	88.87	0.880	15:41:22.078

P2 8 David BALL — Yamaha TZR 250 - Gardiner Page and Roe pension consultants

IDEAL LAP TIME : 1:19.809 BEST LAP TIME : 1:20.497 DIFFERENCE : 0.688

LAP	SECTOR 1	SECTOR 2	LAP TIME	MPH	DIFF	TIME OF DAY
1 -		***28.516***	1:23.707	85.11	3.210	15:32:05.301
2 -	52.607	28.644	1:21.251	87.68	0.754	15:33:26.552
3 -	51.846	28.807	1:20.653 **(2)**	88.33	0.156	15:34:47.205
4 -	51.831	28.868	1:20.699 **(3)**	88.28	0.202	15:36:07.904
5 -	52.320	28.979	1:21.299	87.63	0.802	15:37:29.203
6 -	***51.293***	29.204	***1:20.497 (1)***	***88.50***		***15:38:49.700***
7 -	52.283	28.593	1:20.876	88.09	0.379	15:40:10.576
8 -	52.550	28.534	1:21.084	87.86	0.587	15:41:31.660

P3 70 Andrew BURSCOUGH — Yamaha YPVS 350 - Mad biker designs/Martitanium

IDEAL LAP TIME : 1:20.038 BEST LAP TIME : 1:20.074 DIFFERENCE : 0.036

LAP	SECTOR 1	SECTOR 2	LAP TIME	MPH	DIFF	TIME OF DAY
1 -		28.714	1:25.309	83.51	5.235	15:32:06.903
2 -	52.425	28.344	1:20.769	88.21	0.695	15:33:27.672
3 -	51.965	28.272	1:20.237 **(3)**	88.79	0.163	15:34:47.909
4 -	51.966	***28.214***	1:20.180 **(2)**	88.85	0.106	15:36:08.089
5 -	***51.824***	28.250	***1:20.074 (1)***	***88.97***		***15:37:28.163***
6 -	51.944	29.601	1:21.545	87.37	1.471	15:38:49.708
7 -	52.876	28.217	1:21.093	87.85	1.019	15:40:10.801
8 -	53.234	28.313	1:21.547	87.36	1.473	15:41:32.348

P4 57 Geoff MOOK — Yamaha TZR 250 -

IDEAL LAP TIME : 1:20.277 BEST LAP TIME : 1:20.329 DIFFERENCE : 0.052

LAP	SECTOR 1	SECTOR 2	LAP TIME	MPH	DIFF	TIME OF DAY
1 -		28.672	1:24.227	84.58	3.898	15:32:05.821
2 -	51.910	29.390	1:21.300	87.63	0.971	15:33:27.121
3 -	52.349	29.859	1:22.208	86.66	1.879	15:34:49.329
4 -	51.855	28.766	1:20.621 **(2)**	88.37	0.292	15:36:09.950
5 -	52.426	28.771	1:21.197	87.74	0.868	15:37:31.147
6 -	52.002	28.714	1:20.716 **(3)**	88.26	0.387	15:38:51.863
7 -	***51.838***	28.491	***1:20.329 (1)***	***88.69***		***15:40:12.192***
8 -	52.282	***28.439***	1:20.721	88.26	0.392	15:41:32.913

P5 74 Paul WHITBY — Yamaha TZR 250 - Greybridge Ltd

IDEAL LAP TIME : 1:20.308 BEST LAP TIME : 1:20.316 DIFFERENCE : 0.008

LAP	SECTOR 1	SECTOR 2	LAP TIME	MPH	DIFF	TIME OF DAY
1 -		28.800	1:25.131	83.68	4.815	15:32:06.725
2 -	52.853	29.120	1:21.973	86.91	1.657	15:33:28.698
3 -	51.907	28.954	1:20.861	88.10	0.545	15:34:49.559
4 -	52.328	28.562	1:20.890	88.07	0.574	15:36:10.449
5 -	52.973	28.571	1:21.544	87.37	1.228	15:37:31.993
6 -	51.908	28.753	1:20.661 **(3)**	88.32	0.345	15:38:52.654
7 -	52.034	***28.552***	1:20.586 **(2)**	88.41	0.270	15:40:13.240
8 -	***51.756***	28.560	***1:20.316 (1)***	***88.70***		***15:41:33.556***

Weather / Track : Cloudy / Dry

Donington Park National: 1.9790 miles
Date: 02/06/2024 Start: 15:30 Finish: 15:41

BMCRC - MRO Championships 2024 - Rnd 4 @ Donington National

DFDS Yamaha Past Masters

RACE 16 - SECTOR ANALYSIS

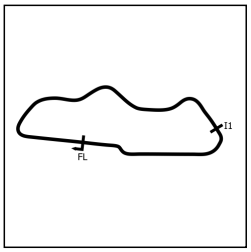

SECTOR 1 = FL to I1, SECTOR 2 = I1 to FL, DIFF = Difference To Personal Best Lap, P = Crossed Finish Line in Pit Lane, D = Time Disallowed

P6 27 Richard HAYWARD Yamaha TZR 250 - BC vehicle repairs/ Snap on Tools

IDEAL LAP TIME : 1:20.089 BEST LAP TIME : 1:20.089 DIFFERENCE : 0.000

LAP	SECTOR 1	SECTOR 2	LAP TIME	MPH	DIFF	TIME OF DAY
1 -		28.782	1:24.854	83.96	4.765	15:32:06.448
2 -	51.726	28.975	1:20.701 (3)	88.28	0.612	15:33:27.149
3 -	51.902	28.743	1:20.645 (2)	88.34	0.556	15:34:47.794
4 -	52.405	28.770	1:21.175	87.76	1.086	15:36:08.969
5 -	***51.607***	***28.482***	***1:20.089 (1)***	***88.95***		***15:37:29.058***
6 -	51.780	29.062	1:20.842	88.13	0.753	15:38:49.900
7 -	52.895	28.674	1:21.569	87.34	1.480	15:40:11.469
8 -	53.409	28.971	1:22.380	86.48	2.291	15:41:33.849

P7 85 Andrew WALES Yamaha TZR 250 - Show Control International

IDEAL LAP TIME : 1:20.048 BEST LAP TIME : 1:20.215 DIFFERENCE : 0.167

LAP	SECTOR 1	SECTOR 2	LAP TIME	MPH	DIFF	TIME OF DAY
1 -		29.033	1:26.593	82.27	6.378	15:32:08.187
2 -	***51.655***	29.152	1:20.807 (2)	88.16	0.592	15:33:28.994
3 -	51.980	28.950	1:20.930 (3)	88.03	0.715	15:34:49.924
4 -	51.822	***28.393***	***1:20.215 (1)***	***88.81***		***15:36:10.139***
5 -	52.823	28.921	1:21.744	87.15	1.529	15:37:31.883
6 -	52.723	29.582	1:22.305	86.56	2.090	15:38:54.188
7 -	54.203	30.205	1:24.408	84.40	4.193	15:40:18.596
8 -	54.158	30.499	1:24.657	84.15	4.442	15:41:43.253

P8 26 Damian LEE Yamaha TZR 250 - Leed Autos

IDEAL LAP TIME : 1:21.286 BEST LAP TIME : 1:21.295 DIFFERENCE : 0.009

LAP	SECTOR 1	SECTOR 2	LAP TIME	MPH	DIFF	TIME OF DAY
1 -		29.110	1:27.330	81.58	6.035	15:32:08.924
2 -	52.392	29.013	1:21.405 (3)	87.52	0.110	15:33:30.329
3 -	***52.306***	28.989	***1:21.295 (1)***	***87.63***		***15:34:51.624***
4 -	52.383	29.001	1:21.384 (2)	87.54	0.089	15:36:13.008
5 -	52.507	29.389	1:21.896	86.99	0.601	15:37:34.904
6 -	53.079	30.619	1:23.698	85.12	2.403	15:38:58.602
7 -	53.617	29.737	1:23.354	85.47	2.059	15:40:21.956
8 -	52.885	***28.980***	1:21.865	87.02	0.570	15:41:43.821

P9 162 Darren COOPER Yamaha TZR 250 - Twistgrip Motorcycles

IDEAL LAP TIME : 1:21.288 BEST LAP TIME : 1:21.288 DIFFERENCE : 0.000

LAP	SECTOR 1	SECTOR 2	LAP TIME	MPH	DIFF	TIME OF DAY
1 -		29.724	1:27.620	81.31	6.332	15:32:09.214
2 -	52.431	29.455	1:21.886 (3)	87.00	0.598	15:33:31.100
3 -	***52.216***	***29.072***	***1:21.288 (1)***	***87.64***		***15:34:52.388***
4 -	52.491	29.382	1:21.873 (2)	87.02	0.585	15:36:14.261
5 -	53.578	29.608	1:23.186	85.64	1.898	15:37:37.447
6 -	53.597	29.607	1:23.204	85.62	1.916	15:39:00.651
7 -	53.675	30.239	1:23.914	84.90	2.626	15:40:24.565
8 -	53.595	29.780	1:23.375	85.45	2.087	15:41:47.940

P10 19 C Tommi CALDWELL Yamaha TZR 250 - DART Motorsport

IDEAL LAP TIME : 1:23.458 BEST LAP TIME : 1:23.552 DIFFERENCE : 0.094

LAP	SECTOR 1	SECTOR 2	LAP TIME	MPH	DIFF	TIME OF DAY
1 -		30.639	1:28.887	80.15	5.335	15:32:10.481
2 -	54.190	***29.635***	1:23.825 (3)	84.99	0.273	15:33:34.306
3 -	***53.823***	29.729	***1:23.552 (1)***	***85.27***		***15:34:57.858***
4 -	53.980	29.802	1:23.782 (2)	85.03	0.230	15:36:21.640
5 -	54.507	29.637	1:24.144	84.67	0.592	15:37:45.784
6 -	54.276	29.856	1:24.132	84.68	0.580	15:39:09.916
7 -	54.237	30.061	1:24.298	84.51	0.746	15:40:34.214
8 -	55.715	30.720	1:26.435	82.42	2.883	15:42:00.649

Weather / Track : Cloudy / Dry

Donington Park National: 1.9790 miles
Date: 02/06/2024 Start: 15:30 Finish: 15:41

BMCRC - MRO Championships 2024 - Rnd 4 @ Donington National

DFDS Yamaha Past Masters

RACE 16 - SECTOR ANALYSIS

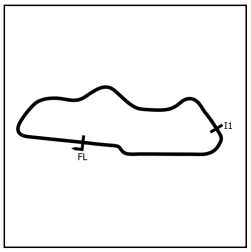

SECTOR 1 = FL to I1, SECTOR 2 = I1 to FL, DIFF = Difference To Personal Best Lap, P = Crossed Finish Line in Pit Lane, D = Time Disallowed

P11 60 C Danny GOUGH Yamaha TZR 250 - G Force Motorcycles

IDEAL LAP TIME : 1:24.422 BEST LAP TIME : 1:24.577 DIFFERENCE : 0.155

LAP	SECTOR 1	SECTOR 2	LAP TIME	MPH	DIFF	TIME OF DAY
1 -		30.120	1:29.897	79.25	5.320	15:32:11.491
2 -	54.870	30.303	1:25.173	83.64	0.596	15:33:36.664
3 -	54.829	***29.857***	1:24.686	84.13	0.109	15:35:01.350
4 -	54.641	30.573	1:25.214	83.60	0.637	15:36:26.564
5 -	***54.565***	30.267	1:24.832	83.98	0.255	15:37:51.396
6 -	54.681	29.997	1:24.678 **(3)**	84.13	0.101	15:39:16.074
7 -	54.728	29.892	1:24.620 **(2)**	84.19	0.043	15:40:40.694
8 -	54.625	29.952	***1:24.577*** **(1)**	***84.23***		***15:42:05.271***

P12 333 C Mark STUBBERFIELD Yamaha TZR 250 - Polished concrete London

IDEAL LAP TIME : 1:23.853 BEST LAP TIME : 1:24.269 DIFFERENCE : 0.416

LAP	SECTOR 1	SECTOR 2	LAP TIME	MPH	DIFF	TIME OF DAY
1 -		29.917	1:30.037	79.12	5.768	15:32:11.631
2 -	54.124	30.260	1:24.384 **(2)**	84.43	0.115	15:33:36.015
3 -	***53.956***	30.313	***1:24.269*** **(1)**	***84.54***		***15:35:00.284***
4 -	54.854	***29.897***	1:24.751	84.06	0.482	15:36:25.035
5 -	54.600	30.087	1:24.687 **(3)**	84.12	0.418	15:37:49.722
6 -	54.808	30.271	1:25.079	83.74	0.810	15:39:14.801
7 -	54.800	30.469	1:25.269	83.55	1.000	15:40:40.070
8 -	54.958	30.355	1:25.313	83.51	1.044	15:42:05.383

P13 55 Paul TOLAND Yamaha TZR 250 - Kippers keys

IDEAL LAP TIME : 1:24.200 BEST LAP TIME : 1:24.460 DIFFERENCE : 0.260

LAP	SECTOR 1	SECTOR 2	LAP TIME	MPH	DIFF	TIME OF DAY
1 -		30.134	1:29.106	79.95	4.646	15:32:10.700
2 -	54.909	30.081	1:24.990 **(3)**	83.82	0.530	15:33:35.690
3 -	***54.356***	30.635	1:24.991	83.82	0.531	15:35:00.681
4 -	54.978	30.019	1:24.997	83.82	0.537	15:36:25.678
5 -	55.176	30.203	1:25.379	83.44	0.919	15:37:51.057
6 -	54.773	30.018	1:24.791 **(2)**	84.02	0.331	15:39:15.848
7 -	54.616	***29.844***	***1:24.460*** **(1)**	***84.35***		***15:40:40.308***
8 -	54.626	31.915	1:26.541	82.32	2.081	15:42:06.849

P14 72 C John HAMILTON Yamaha TZR 250 - LW Racing

IDEAL LAP TIME : 1:24.185 BEST LAP TIME : 1:24.435 DIFFERENCE : 0.250

LAP	SECTOR 1	SECTOR 2	LAP TIME	MPH	DIFF	TIME OF DAY
1 -		30.351	1:30.533	78.69	6.098	15:32:12.127
2 -	54.530	30.673	1:25.203	83.61	0.768	15:33:37.330
3 -	54.643	***29.792***	***1:24.435*** **(1)**	***84.38***		***15:35:01.765***
4 -	54.465	30.253	1:24.718 **(3)**	84.09	0.283	15:36:26.483
5 -	55.042	30.588	1:25.630	83.20	1.195	15:37:52.113
6 -	54.757	30.084	1:24.841	83.97	0.406	15:39:16.954
7 -	54.430	30.112	1:24.542 **(2)**	84.27	0.107	15:40:41.496
8 -	***54.393***	31.115	1:25.508	83.32	1.073	15:42:07.004

P15 100 David MAY Yamaha TZR 250 - www.ypmrc.co.uk

IDEAL LAP TIME : 1:24.569 BEST LAP TIME : 1:24.845 DIFFERENCE : 0.276

LAP	SECTOR 1	SECTOR 2	LAP TIME	MPH	DIFF	TIME OF DAY
1 -		30.194	1:31.176	78.14	6.331	15:32:12.770
2 -	***54.422***	30.559	1:24.981 **(3)**	83.83	0.136	15:33:37.751
3 -	54.825	***30.147***	1:24.972 **(2)**	83.84	0.127	15:35:02.723
4 -	55.216	30.576	1:25.792	83.04	0.947	15:36:28.515
5 -	55.078	30.378	1:25.456	83.37	0.611	15:37:53.971
6 -	54.970	30.195	1:25.165	83.65	0.320	15:39:19.136
7 -	54.499	30.346	***1:24.845*** **(1)**	***83.97***		***15:40:43.981***
8 -	55.352	30.264	1:25.616	83.21	0.771	15:42:09.597

Weather / Track : Cloudy / Dry

Donington Park National: 1.9790 miles
Date: 02/06/2024 Start: 15:30 Finish: 15:41

BMCRC - MRO Championships 2024 - Rnd 4 @ Donington National

DFDS Yamaha Past Masters

RACE 16 - SECTOR ANALYSIS

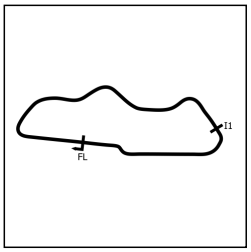

SECTOR 1 = FL to I1, SECTOR 2 = I1 to FL, DIFF = Difference To Personal Best Lap, P = Crossed Finish Line in Pit Lane, D = Time Disallowed

P16 34 R Paul NIELD

Yamaha TZR 250 -

IDEAL LAP TIME : 1:25.287 BEST LAP TIME : 1:25.554 DIFFERENCE : 0.267

LAP	SECTOR 1	SECTOR 2	LAP TIME	MPH	DIFF	TIME OF DAY
1 -		***30.384***	1:32.204	77.26	6.650	15:32:13.798
2 -	***54.903***	30.651	***1:25.554*** **(1)**	***83.27***		***15:33:39.352***
3 -	55.503	30.493	1:25.996 **(3)**	82.84	0.442	15:35:05.348
4 -	55.195	30.503	1:25.698 **(2)**	83.13	0.144	15:36:31.046
5 -	55.720	30.559	1:26.279	82.57	0.725	15:37:57.325
6 -	55.935	30.702	1:26.637	82.23	1.083	15:39:23.962
7 -	55.998	30.782	1:26.780	82.10	1.226	15:40:50.742
8 -	55.959	30.982	1:26.941	81.94	1.387	15:42:17.683

P17 46 C Kevin MARSHALL

Yamaha TZR 250 - Stacey Processing

IDEAL LAP TIME : 1:26.090 BEST LAP TIME : 1:26.643 DIFFERENCE : 0.553

LAP	SECTOR 1	SECTOR 2	LAP TIME	MPH	DIFF	TIME OF DAY
1 -		31.352	1:34.633	75.28	7.990	15:32:16.227
2 -	***55.512***	31.202	1:26.714 **(2)**	82.16	0.071	15:33:42.941
3 -	55.821	31.080	1:26.901 **(3)**	81.98	0.258	15:35:09.842
4 -	56.330	31.164	1:27.494	81.43	0.851	15:36:37.336
5 -	56.736	30.887	1:27.623	81.31	0.980	15:38:04.959
6 -	56.065	***30.578***	***1:26.643*** **(1)**	***82.22***		***15:39:31.602***
7 -	56.170	31.321	1:27.491	81.43	0.848	15:40:59.093
8 -	56.615	30.605	1:27.220	81.68	0.577	15:42:26.313

P18 73 C Colvin TURNER

Yamaha TZR 250 -

IDEAL LAP TIME : 1:25.666 BEST LAP TIME : 1:26.350 DIFFERENCE : 0.684

LAP	SECTOR 1	SECTOR 2	LAP TIME	MPH	DIFF	TIME OF DAY
1 -		***30.463***	1:31.993	77.44	5.643	15:32:13.587
2 -	***55.203***	31.267	1:26.470 **(2)**	82.39	0.120	15:33:40.057
3 -	55.898	30.949	1:26.847 **(3)**	82.03	0.497	15:35:06.904
4 -	55.473	30.877	***1:26.350*** **(1)**	***82.50***		***15:36:33.254***
5 -	56.826	31.424	1:28.250	80.73	1.900	15:38:01.504
6 -	56.889	31.608	1:28.497	80.50	2.147	15:39:30.001
7 -	57.402	32.019	1:29.421	79.67	3.071	15:40:59.422
8 -	56.651	31.102	1:27.753	81.18	1.403	15:42:27.175

P19 58 C Ian STANLEY

Yamaha TZR 250 - Twistgrip Motorcycles

IDEAL LAP TIME : 1:25.754 BEST LAP TIME : 1:26.458 DIFFERENCE : 0.704

LAP	SECTOR 1	SECTOR 2	LAP TIME	MPH	DIFF	TIME OF DAY
1 -		31.540	1:38.655	72.21	12.197	15:32:20.249
2 -	57.026	30.360	1:27.386	81.53	0.928	15:33:47.635
3 -	57.309	30.578	1:27.887	81.06	1.429	15:35:15.522
4 -	55.967	31.048	1:27.015	81.87	0.557	15:36:42.537
5 -	***55.557***	31.042	1:26.599 **(2)**	82.27	0.141	15:38:09.136
6 -	56.261	***30.197***	***1:26.458*** **(1)**	***82.40***		***15:39:35.594***
7 -	56.879	31.056	1:27.935	81.02	1.477	15:41:03.529
8 -	56.318	30.501	1:26.819 **(3)**	82.06	0.361	15:42:30.348

P20 36 C Phil ZANUTTO

Yamaha TZR 250 - Westend garage

IDEAL LAP TIME : 1:27.833 BEST LAP TIME : 1:27.833 DIFFERENCE : 0.000

LAP	SECTOR 1	SECTOR 2	LAP TIME	MPH	DIFF	TIME OF DAY
1 -		31.313	1:35.272	74.78	7.439	15:32:16.866
2 -	57.197	30.956	1:28.153 **(2)**	80.82	0.320	15:33:45.019
3 -	***57.018***	***30.815***	***1:27.833*** **(1)**	***81.11***		***15:35:12.852***
4 -	57.883	31.546	1:29.429	79.66	1.596	15:36:42.281
5 -	58.087	31.484	1:29.571	79.54	1.738	15:38:11.852
6 -	57.681	31.591	1:29.272	79.80	1.439	15:39:41.124
7 -	57.968	31.273	1:29.241 **(3)**	79.83	1.408	15:41:10.365
8 -	58.090	31.526	1:29.616	79.50	1.783	15:42:39.981

Weather / Track : Cloudy / Dry

Donington Park National: 1.9790 miles
Date: 02/06/2024 Start: 15:30 Finish: 15:41

BMCRC - MRO Championships 2024 - Rnd 4 @ Donington National

DFDS Yamaha Past Masters

RACE 16 - SECTOR ANALYSIS

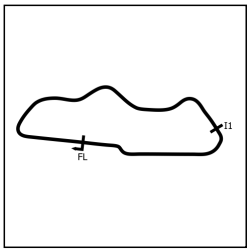

SECTOR 1 = FL to I1, SECTOR 2 = I1 to FL, DIFF = Difference To Personal Best Lap, P = Crossed Finish Line in Pit Lane, D = Time Disallowed

P21 67 C Mark BAILEY Yamaha TZR 250 - Elite Air conditioning Ltd. Hydroflow plumbing

IDEAL LAP TIME : 1:29.340 BEST LAP TIME : 1:29.909 DIFFERENCE : 0.569

LAP	SECTOR 1	SECTOR 2	LAP TIME	MPH	DIFF	TIME OF DAY
1 -		***31.435***	1:34.370	75.49	4.461	15:32:15.964
2 -	***57.905***	32.202	1:30.107 **(3)**	79.06	0.198	15:33:46.071
3 -	58.526	31.952	1:30.478	78.74	0.569	15:35:16.549
4 -	58.786	31.907	1:30.693	78.55	0.784	15:36:47.242
5 -	58.244	32.156	1:30.400	78.81	0.491	15:38:17.642
6 -	58.308	31.898	1:30.206	78.98	0.297	15:39:47.848
7 -	58.438	31.577	1:30.015 **(2)**	79.14	0.106	15:41:17.863
8 -	58.155	31.754	***1:29.909*** **(1)**	***79.24***		***15:42:47.772***

P22 42 C Martin PEARSON Yamaha TZR 250 -

IDEAL LAP TIME : 1:29.660 BEST LAP TIME : 1:29.711 DIFFERENCE : 0.051

LAP	SECTOR 1	SECTOR 2	LAP TIME	MPH	DIFF	TIME OF DAY
1 -		32.156	1:37.354	73.18	7.643	15:32:18.948
2 -	57.947	***31.764***	***1:29.711*** **(1)**	***79.41***		***15:33:48.659***
3 -	58.281	32.210	1:30.491	78.73	0.780	15:35:19.150
4 -	58.517	31.971	1:30.488	78.73	0.777	15:36:49.638
5 -	58.189	32.122	1:30.311	78.89	0.600	15:38:19.949
6 -	58.437	31.982	1:30.419	78.79	0.708	15:39:50.368
7 -	58.251	32.028	1:30.279 **(3)**	78.91	0.568	15:41:20.647
8 -	***57.896***	32.073	1:29.969 **(2)**	79.18	0.258	15:42:50.616

P23 69 C Mark ELLERAY Yamaha TZR 250 - Abbot Solutions Ltd

IDEAL LAP TIME : 1:28.883 BEST LAP TIME : 1:29.298 DIFFERENCE : 0.415

LAP	SECTOR 1	SECTOR 2	LAP TIME	MPH	DIFF	TIME OF DAY
1 -		33.357	1:40.887	70.61	11.589	15:32:22.481
2 -	***57.379***	31.955	1:29.334 **(2)**	79.75	0.036	15:33:51.815
3 -	57.875	31.800	1:29.675 **(3)**	79.44	0.377	15:35:21.490
4 -	57.626	32.080	1:29.706	79.42	0.408	15:36:51.196
5 -	57.555	31.743	***1:29.298*** **(1)**	***79.78***		***15:38:20.494***
6 -	57.669	32.587	1:30.256	78.93	0.958	15:39:50.750
7 -	57.817	32.701	1:30.518	78.70	1.220	15:41:21.268
8 -	58.250	***31.504***	1:29.754	79.37	0.456	15:42:51.022

P24 54 C John HOLD Yamaha RD350 YPVS -

IDEAL LAP TIME : 1:29.291 BEST LAP TIME : 1:29.522 DIFFERENCE : 0.231

LAP	SECTOR 1	SECTOR 2	LAP TIME	MPH	DIFF	TIME OF DAY
1 -		33.439	1:41.729	70.03	12.207	15:32:23.323
2 -	1:02.236	33.167	1:35.403	74.67	5.881	15:33:58.726
3 -	1:01.144	31.706	1:32.850	76.73	3.328	15:35:31.576
4 -	58.110	***31.412***	***1:29.522*** **(1)**	***79.58***		***15:37:01.098***
5 -	***57.879***	31.702	1:29.581 **(2)**	79.53	0.059	15:38:30.679
6 -	58.963	31.965	1:30.928	78.35	1.406	15:40:01.607
7 -	58.457	31.507	1:29.964 **(3)**	79.19	0.442	15:41:31.571

P25 20 R Sara Sophie OSTERHOLZER Yamaha TZR 250 -

IDEAL LAP TIME : 1:35.790 BEST LAP TIME : 1:36.797 DIFFERENCE : 1.007

LAP	SECTOR 1	SECTOR 2	LAP TIME	MPH	DIFF	TIME OF DAY
1 -		***33.945***	1:40.814	70.67	4.017	15:32:22.408
2 -	1:02.498	34.336	1:36.834 **(2)**	73.57	0.037	15:33:59.242
3 -	1:02.032	35.169	1:37.201	73.29	0.404	15:35:36.443
4 -	1:02.541	34.548	1:37.089 **(3)**	73.38	0.292	15:37:13.532
5 -	***1:01.845***	34.952	***1:36.797*** **(1)**	***73.60***		***15:38:50.329***
6 -	1:03.361	35.579	1:38.940	72.00	2.143	15:40:29.269
7 -	1:02.456	35.211	1:37.667	72.94	0.870	15:42:06.936

BMCRC - MRO Championships 2024 - Rnd 4 @ Donington National

DFDS Yamaha Past Masters

RACE 16 - SECTOR ANALYSIS

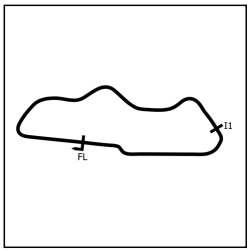

SECTOR 1 = FL to I1, SECTOR 2 = I1 to FL, DIFF = Difference To Personal Best Lap, P = Crossed Finish Line in Pit Lane, D = Time Disallowed

P26 30 Alan COOPER Yamaha TZR 250 - Twistgrip Motorcycles

IDEAL LAP TIME : 1:19.559 BEST LAP TIME : 1:19.758 DIFFERENCE : 0.199

LAP	SECTOR 1	SECTOR 2	LAP TIME		MPH	DIFF	TIME OF DAY
1 -		28.325	1:25.968		82.87	6.210	15:32:07.562
2 -	51.664	***28.122***	1:19.786	**(2)**	89.29	0.028	15:33:27.348
3 -	***51.437***	28.321	***1:19.758***	**(1)**	***89.32***		***15:34:47.106***
4 -	51.728	28.376	1:20.104		88.94	0.346	15:36:07.210
5 -	51.566	28.229	1:19.795	**(3)**	89.28	0.037	15:37:27.005
6 -	52.053	29.047	1:21.100		87.85	1.342	15:38:48.105

P27 65 C Nigel TERRY Yamaha TZR 250 - NTrap Garage Doors

IDEAL LAP TIME : 1:34.756 BEST LAP TIME : 1:34.872 DIFFERENCE : 0.116

LAP	SECTOR 1	SECTOR 2	LAP TIME		MPH	DIFF	TIME OF DAY
1 -		33.548	1:41.468		70.21	6.596	15:32:23.062
2 -	***1:02.072***	33.373	1:35.445	**(2)**	74.64	0.573	15:33:58.507
3 -	1:02.188	***32.684***	***1:34.872***	**(1)**	***75.09***		***15:35:33.379***
4 -	1:02.473	IN PIT	1:42.065	**P**	69.80	7.193	15:37:15.444

Weather / Track : Cloudy / Dry

Donington Park National: 1.9790 miles
Date: 02/06/2024 Start: 15:30 Finish: 15:41

BMCRC - MRO Championships 2024 - Rnd 4 @ Donington National

DFDS Yamaha Past Masters

RACE 16 - BEST SECTORS

SECTOR 1				SECTOR 2			IDEAL / BEST COMPARISON					
POS	NO	NAME	TIME	NO	NAME	TIME	POS	NO	NAME	IDEAL	BEST	DIFF
									PERFECT LAP	1:19.107		
1	51	WHOLEY	50.985	30	COOPER	28.122	1	51	WHOLEY	1:19.197	1:19.281	0.084
2	8	BALL	51.293	51	WHOLEY	28.212	2	30	COOPER	1:19.559	1:19.758	0.199
3	30	COOPER	51.437	70	BURSCOUGH	28.214	3	8	BALL	1:19.809	1:20.497	0.688
4	27	HAYWARD	51.607	85	WALES	28.393	4	70	BURSCOUGH	1:20.038	1:20.074	0.036
5	85	WALES	51.655	57	MOOK	28.439	5	85	WALES	1:20.048	1:20.215	0.167
6	74	WHITBY	51.756	27	HAYWARD	28.482	6	27	HAYWARD	1:20.089	1:20.089	0.000
7	70	BURSCOUGH	51.824	8	BALL	28.516	7	57	MOOK	1:20.277	1:20.329	0.052
8	57	MOOK	51.838	74	WHITBY	28.552	8	74	WHITBY	1:20.308	1:20.316	0.008
9	162	COOPER	52.216	26	LEE	28.980	9	26	LEE	1:21.286	1:21.295	0.009
10	26	LEE	52.306	162	COOPER	29.072	10	162	COOPER	1:21.288	1:21.288	0.000
11	19	CALDWELL	53.823	19	CALDWELL	29.635	11	19	CALDWELL	1:23.458	1:23.552	0.094
12	333	STUBBERFIELD	53.956	72	HAMILTON	29.792	12	333	STUBBERFIELD	1:23.853	1:24.269	0.416
13	55	TOLAND	54.356	55	TOLAND	29.844	13	72	HAMILTON	1:24.185	1:24.435	0.250
14	72	HAMILTON	54.393	60	GOUGH	29.857	14	55	TOLAND	1:24.200	1:24.460	0.260
15	100	MAY	54.422	333	STUBBERFIELD	29.897	15	60	GOUGH	1:24.422	1:24.577	0.155
16	60	GOUGH	54.565	100	MAY	30.147	16	100	MAY	1:24.569	1:24.845	0.276
17	34	NIELD	54.903	58	STANLEY	30.197	17	34	NIELD	1:25.287	1:25.554	0.267
18	73	TURNER	55.203	34	NIELD	30.384	18	73	TURNER	1:25.666	1:26.350	0.684
19	46	MARSHALL	55.512	73	TURNER	30.463	19	58	STANLEY	1:25.754	1:26.458	0.704
20	58	STANLEY	55.557	46	MARSHALL	30.578	20	46	MARSHALL	1:26.090	1:26.643	0.553
21	36	ZANUTTO	57.018	36	ZANUTTO	30.815	21	36	ZANUTTO	1:27.833	1:27.833	0.000
22	69	ELLERAY	57.379	54	HOLD	31.412	22	69	ELLERAY	1:28.883	1:29.298	0.415
23	54	HOLD	57.879	67	BAILEY	31.435	23	54	HOLD	1:29.291	1:29.522	0.231
24	42	PEARSON	57.896	69	ELLERAY	31.504	24	67	BAILEY	1:29.340	1:29.909	0.569
25	67	BAILEY	57.905	42	PEARSON	31.764	25	42	PEARSON	1:29.660	1:29.711	0.051
26	20	OSTERHOLZER	1:01.845	65	TERRY	32.684	26	65	TERRY	1:34.756	1:34.872	0.116
27	65	TERRY	1:02.072	20	OSTERHOLZER	33.945	27	20	OSTERHOLZER	1:35.790	1:36.797	1.007

Weather / Track : Cloudy / Dry

Donington Park National: 1.9790 miles
Date: 02/06/2024 Start: 15:30 Finish: 15:41

Results can be found at www.tsl-timing.com

Printed - 15:44 Sunday, 02 June 2024

BMCRC - MRO Championships 2024 - Rnd 4 @ Donington National

DFDS Yamaha Past Masters

RACE 16 - STATISTICS

Competitors Started	27
Planned Start	2024-06-02 @ 15:20:00.000
Actual Start	2024-06-02 @ 15:30:41.593
Finish Time	2024-06-02 @ 15:41:22.077
Track Length	1.9790mi.
Total Laps	208
Total Distance Covered	411.6459mi.

Session Fastest Lap History

NO	CL	NAME	LAP TIME	TIME OF DAY	LAP	VEHICLE
51		**Kevin WHOLEY**	**1:19.281**	15:33:23.925	2	Yamaha TZR 250

Session Leader History

NO	CL	NAME	FROM LAP	LAPS LED	DISTANCE	VEHICLE
51		**Kevin WHOLEY**	1	8	15.79 miles	Yamaha TZR 250

Flag History

TYPE	TIME OF DAY
GREEN	15:30:41.593
FINISH	15:41:22.077

Flag Statistics

TYPE	COUNT	TOTAL LAPS	TOTAL TIME
Green	1	8	12:16.829
Red	0	0	0.000
Safety Car	0	0	0.000
FCY	0	0	0.000

Weather / Track : Cloudy / Dry

Donington Park National: 1.9790 miles
Date: 02/06/2024 Start: 15:30 Finish: 15:41

BMCRC - MRO Championships 2024 - Rnd 4 @ Donington National

DFDS Yamaha Past Masters

RACE 16 - STATISTICS

CLASS : 12 Starters

Fastest Lap History

NO	NAME	LAP TIME	TIME OF DAY	LAP	VEHICLE
51	**Kevin WHOLEY**	**1:19.281**	15:33:23.925	2	Yamaha TZR 250

Leader History

NO	NAME	FROM LAP	LAPS LED	DISTANCE	VEHICLE
51	**Kevin WHOLEY**	1	8	15.79 miles	Yamaha TZR 250

Weather / Track : Cloudy / Dry

Donington Park National: 1.9790 miles
Date: 02/06/2024 Start: 15:30 Finish: 15:41

BMCRC - MRO Championships 2024 - Rnd 4 @ Donington National

DFDS Yamaha Past Masters

RACE 16 - STATISTICS

CLASS : C

13 Starters

Fastest Lap History

NO	NAME	LAP TIME	TIME OF DAY	LAP	VEHICLE
19	**Tommi CALDWELL**	**1:23.825**	15:33:34.334	2	Yamaha TZR 250
19	**Tommi CALDWELL**	**1:23.552**	15:34:57.886	3	Yamaha TZR 250

Leader History

NO	NAME	FROM LAP	LAPS LED	DISTANCE	VEHICLE
19	**Tommi CALDWELL**	1	8	15.79 miles	Yamaha TZR 250

BMCRC - MRO Championships 2024 - Rnd 4 @ Donington National

DFDS Yamaha Past Masters

RACE 16 - STATISTICS

CLASS : R

2 Starters

Fastest Lap History

NO	NAME	LAP TIME	TIME OF DAY	LAP	VEHICLE
34	**Paul NIELD**	**1:25.554**	15:33:39.362	2	Yamaha TZR 250

Leader History

NO	NAME	FROM LAP	LAPS LED	DISTANCE	VEHICLE
34	**Paul NIELD**	1	8	15.79 miles	Yamaha TZR 250

Weather / Track : Cloudy / Dry

Donington Park National: 1.9790 miles
Date: 02/06/2024 Start: 15:30 Finish: 15:41

SUPERKART SUPER SERIES

Donington Park National

1st / 2nd June 2024

Timing & Results Provided by Timing Solutions Ltd

www.tsl-timing.com

Donington Park National Circuit

Castle Donington, Derby, UK

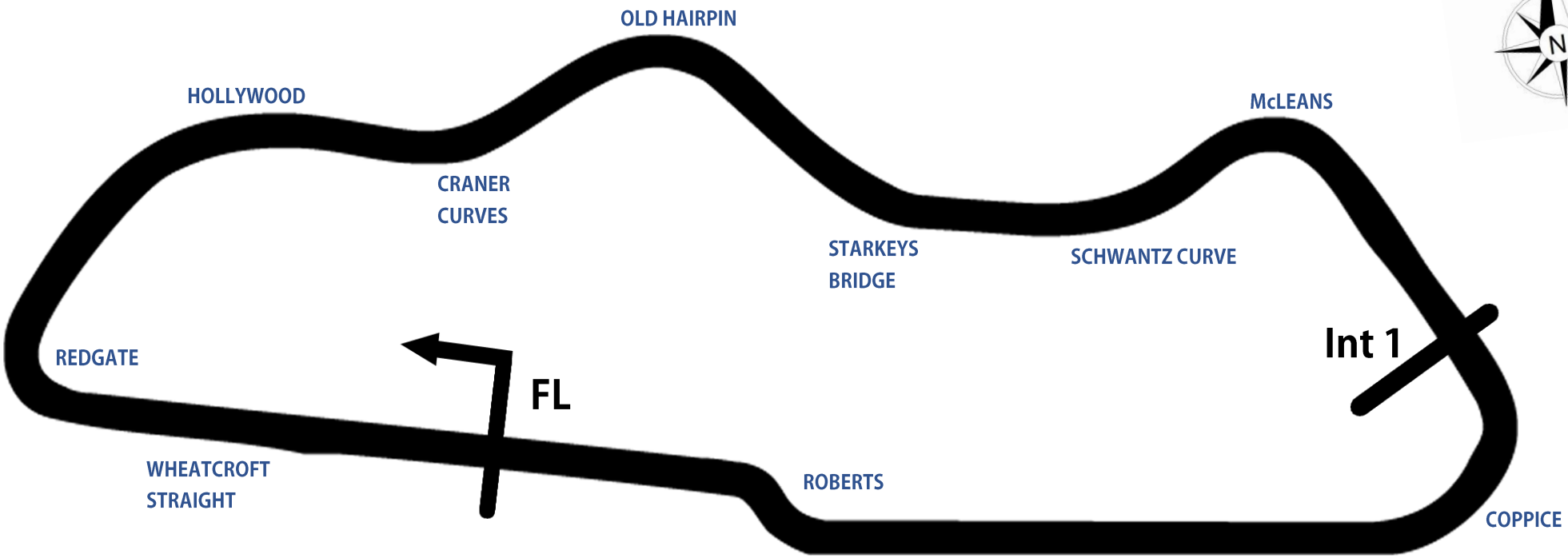

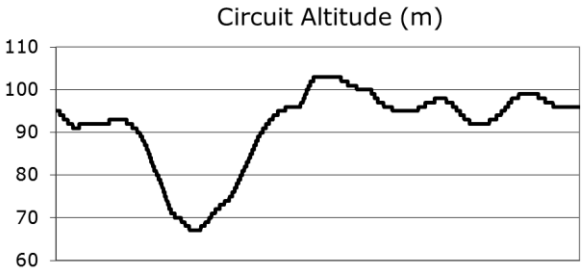

Length	1.9790 miles | 3.185 km | 3185m		
FL	Start @ 60m	52.82971 N	1.37867 W
Int 1	2096m	52.82978 N	1.36508 W
Pit Entry	3158m	52.82951 N	1.37832 W
Pit Exit	229m after FL	52.82996 N	1.38205 W
Pit Entry - Pit Exit	256m, 18.4s @ 50kph, 15.3s @ 60kph		

Results & Live Timing available at – www.tsl-timing.com

Updated - 24/01/2024 10:46

BMCRC - MRO Championships 2024 - Rnd 4 @ Donington National

British Superkarts

FREE PRACTICE - CLASSIFICATION

POS	NO	CL	PIC	NAME	ENTRY	TIME	ON	LAPS	GAP	DIFF	MPH
1	2	Div1	1	Liam MORLEY	Anderson/VM	1:04.865	8	9			109.83
2	21	Div1	2	Richard Van De NES	Anderson/Harvey VM	1:06.047	7	10	1.182	1.182	107.87
3	87	Div1	3	Jack TRITTON	MS Kart/Harvey VM	1:06.117	8	9	1.252	0.070	107.75
4	24	Div1	4	Tom RUSHFORTH	Spyda/VM	1:06.172	6	10	1.307	0.055	107.66
5	4	Div1	5	Lee HARPHAM	MS Kart/Harvey VM	1:06.446	5	6	1.581	0.274	107.22
6	31	Div1	6	Sam MOSS	Anderson/VM	1:07.187	6	8	2.322	0.741	106.04
7	29	Div1	7	Tom HATFIELD	Anderson/VM	1:07.205	6	10	2.340	0.018	106.01
8	89*	Div1	8	Carl KINSEY	Anderson/VM	1:07.633	5	5	2.768	0.428	105.34
9	85	Div1	9	Ross ALLEN	Jade/IAMI	1:09.048	5	9	4.183	1.415	103.18
10	72	Div1	10	Richard DEWART	Anderson/VM	1:09.488	9	9	4.623	0.440	102.53
11	S1	F250 N	1	Paul PLATT	PVP/Gas Gas	1:09.536	10	10	4.671	0.048	102.45
12	101*	F250 N	2	Lee PLAIN	Anderson/DEA	1:09.553	5	5	4.688	0.017	102.43
13	35	F250 N	3	Sam HEMPSHALL	Anderson/THR	1:09.583	7	8	4.718	0.030	102.39
14	144*	F250 N	4	Jack BLISS	Raider/Honda	1:09.700	2	2	4.835	0.117	102.21
15	18	Div1	11	Andy WAITE	PVP/FPE	1:09.765	7	9	4.900	0.065	102.12
16	55	Div1	12	Ross WITHEROW	Anderson/PVP	1:10.280	3	6	5.415	0.515	101.37
17	68	Div1	13	Mark EDWARDS	Anderson/Harvey VM	1:10.455	3	5	5.590	0.175	101.12
18	93	Div1	14	Johnny WEST	Anderson/VM	1:10.537	6	7	5.672	0.082	101.00
19	44	Div1	15	Louis WALL	PVP/PVP	1:10.695	5	7	5.830	0.158	100.77
20	14	Div1	16	Nathan BARTON	Anderson/Barker FPE	1:10.818	4	5	5.953	0.123	100.60
21	15	Div1	17	Luke CLEMSON	Anderson/Redspeed VM	1:10.962	7	10	6.097	0.144	100.40
22	8	Div1	18	Andy GULLIFORD	Anderson/VM	1:11.006	4	5	6.141	0.044	100.33
23	50	F250 N	5	John BUSBY	Anderson/DEA	1:11.830	7	10	6.965	0.824	99.18
24	42	Div1	19	Tom RILEY	Anderson/VM	1:12.043	3	4	7.178	0.213	98.89
25	27	Div1	20	Alan WITHEROW	Anderson/PVP	1:12.098	4	6	7.233	0.055	98.81
26	103*	F250 N	6	Kirk CATTERMOLE	Raider/CAT TM	1:12.186	3	3	7.321	0.088	98.69
27	161	F250 N	7	Richard CONNICK	Jade/Honda	1:12.609	9	9	7.744	0.423	98.12
28	59	F450 N	1	Nick FLINT	Anderson/KTM	1:12.914	7	7	8.049	0.305	97.71
29	139	F250 N	8	Rob RANDALL	Jade/Honda	1:13.118	9	9	8.253	0.204	97.44
30	47	F250 N	9	Arran MAILE	Birel/Honda	1:13.139	6	10	8.274	0.021	97.41
31	107	F250 N	10	Aaron POWELL	Anderson/Honda	1:13.148	4	10	8.283	0.009	97.40
32	66	Div1	21	John FAULKNER	Anderson/VM	1:13.163	4	9	8.298	0.015	97.38
33	49	F250 N	11	Michael PARR	Anderson/Vipert SK250	1:13.317	8	9	8.452	0.154	97.17
34	90	F250 N	12	Rob AUSTON	Anderson/Viper	1:13.714	7	9	8.849	0.397	96.65
35	74	Div1	22	Will LAWRENCE	Anderson/FPE	1:13.777	7	8	8.912	0.063	96.56
36	69*	F125 O	1	Kosta KYRITSIS	Anderson AK/ TMR1	1:14.182	6	6	9.317	0.405	96.04
37	643	F125 O	2	Ollie HOLMES	Anderson AK/TM R1	1:14.404	7	9	9.539	0.222	95.75
38	143*	F250 N	13	John READER	Anderson/Honda	1:15.797	5	5	10.932	1.393	93.99
39	34	F250 N	14	Daniel JERRED	Anderson/Honda	1:15.982	4	6	11.117	0.185	93.76
40	26	F450 N	2	Ronan MCCLINTOCK	Anderson/KTM	1:16.072	9	9	11.207	0.090	93.65
41	114	F125 O	3	Carl HOPKINS	Anderson AK/TM R1	1:16.489	8	8	11.624	0.417	93.14
42	115*	F250 N	15	Mark RADFORD	Raider/KTM SX250	1:16.555	1	1	11.690	0.066	93.06
43	62	Div1	23	Andy POWELL	PVP/FPE	1:16.859	5	7	11.994	0.304	92.69
44	41	F125 O	4	Fletcher HURN	Spyda/TM	1:17.721	8	8	12.856	0.862	91.66
45	99	F125 O	5	Aston BAKER	Anderson/TM	1:17.894	9	9	13.029	0.173	91.46
46	97	F125 O	6	Toby VINCENT	Anderson/TM	1:18.169	6	6	13.304	0.275	91.14
47	98	F125 O	7	Marty BAKER	Anderson/TM	1:20.755	6	6	15.890	2.586	88.22
48	77	F450 N	3	Terence DUDLEY	Anderson/KTM	1:22.404	3	5	17.539	1.649	86.45
49	45	F450 N	4	Alan FLEWITT	Anderson/KTM	1:23.028	3	5	18.163	0.624	85.81
50	17	F125 O	8	Gary POTKINS	Anderson/TM	1:24.034	6	6	19.169	1.006	84.78
51	81	F250 N	16	Ian CHALLINOR	F1/Rotax 257	1:54.900	2	4	50.035	30.866	62.00
52	57	Div1	24	Mark PASK	MS Kart/VM			2			
53	91	Div1	25	George BENTON	Anderson/Barker FPE			1			
54	75	F250 N	17	Kevin DUDLEY	Anderson/Gas Gas			1			
55	9	Div1	26	Paul Von GERARD	Jade/IAME			0			
56	76	F250 N	18	Alex DUDLEY	PVP/TM			0			

Comments:
Karts 89, 69, 103, 101, 143, 144 & 115 - You must fit a working transponder for Qualifying - Motorsport UK regulation Q12.8.1

Weather / Track : Cloudy / Dry
These results are provisional until the conclusion of any judicial and technical matters.

Date: 01/06/2024 Start: 09:34 Finish: 09:47
Donington Park National: 1.9790 miles

Clerk Of Course:	Stewards:	Timekeeper:	
Gordon Cuthill		Craig Smith	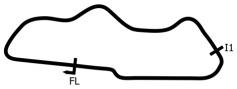

Results can be found at www.tsl-timing.com

Printed - 09:56 Saturday, 01 June 2024

BMCRC - MRO Championships 2024 - Rnd 4 @ Donington National

British Superkarts

FREE PRACTICE - SECTOR ANALYSIS

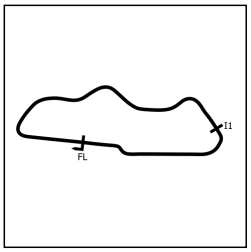

SECTOR 1 = FL to I1, SECTOR 2 = I1 to FL, DIFF = Difference To Personal Best Lap, P = Crossed Finish Line in Pit Lane, D = Time Disallowed

P1 2 Div1 Liam MORLEY — Anderson/VM

IDEAL LAP TIME : 1:04.656 BEST LAP TIME : 1:04.865 DIFFERENCE : 0.209

LAP	SECTOR 1	SECTOR 2	LAP TIME		MPH	DIFF	TIME OF DAY
1 -	OUTLAP	25.588	1:36.017		74.20	31.152	09:37:12.276
2 -	43.345	23.745	1:07.090		106.19	2.225	09:38:19.366
3 -	43.223	24.358	1:07.581		105.42	2.716	09:39:26.947
4 -	41.798	24.303	1:06.101	(3)	107.78	1.236	09:40:33.048
5 -	44.100	IN PIT	1:12.424	P	98.37	7.559	09:41:45.472
6 -	OUTLAP	24.111	2:07.935		55.68	1:03.070	09:43:53.407
7 -	41.604	23.534	1:05.138	(2)	109.37	0.273	09:44:58.545
8 -	41.718	***23.147***	***1:04.865***	**(1)**	***109.83***		***09:46:03.410***
9 -	***41.509***	IN PIT	1:07.572	P	105.43	2.707	09:47:10.982

P2 21 Div1 Richard Van De NES — Anderson/Harvey VM

IDEAL LAP TIME : 1:05.890 BEST LAP TIME : 1:06.047 DIFFERENCE : 0.157

LAP	SECTOR 1	SECTOR 2	LAP TIME		MPH	DIFF	TIME OF DAY
1 -	50.927	26.760	1:17.687		91.70	11.640	09:37:37.356
2 -	46.930	24.254	1:11.184		100.08	5.137	09:38:48.540
3 -	45.900	24.095	1:09.995		101.78	3.948	09:39:58.535
4 -	43.426	23.620	1:07.046		106.26	0.999	09:41:05.581
5 -	43.150	23.675	1:06.825		106.61	0.778	09:42:12.406
6 -	43.347	23.633	1:06.980		106.36	0.933	09:43:19.386
7 -	***42.564***	23.483	***1:06.047***	**(1)**	***107.87***		***09:44:25.433***
8 -	42.887	24.737	1:07.624		105.35	1.577	09:45:33.057
9 -	42.587	24.059	1:06.646	(3)	106.90	0.599	09:46:39.703
10 -	43.076	***23.326***	1:06.402	(2)	107.29	0.355	09:47:46.105

P3 87 Div1 Jack TRITTON — MS Kart/Harvey VM

IDEAL LAP TIME : 1:06.117 BEST LAP TIME : 1:06.117 DIFFERENCE : 0.000

LAP	SECTOR 1	SECTOR 2	LAP TIME		MPH	DIFF	TIME OF DAY
1 -	OUTLAP	27.243	1:40.613		70.81	34.496	09:36:53.999
2 -	44.992	26.050	1:11.042		100.28	4.925	09:38:05.041
3 -	44.181	24.993	1:09.174		102.99	3.057	09:39:14.215
4 -	44.058	25.602	1:09.660		102.27	3.543	09:40:23.875
5 -	43.682	25.692	1:09.374		102.69	3.257	09:41:33.249
6 -	43.248	23.998	1:07.246	(3)	105.94	1.129	09:42:40.495
7 -	42.799	24.125	1:06.924	(2)	106.45	0.807	09:43:47.419
8 -	***42.585***	***23.532***	***1:06.117***	**(1)**	***107.75***		***09:44:53.536***
9 -	44.473	IN PIT	1:14.422	P	95.73	8.305	09:46:07.958

P4 24 Div1 Tom RUSHFORTH — Spyda/VM

IDEAL LAP TIME : 1:05.870 BEST LAP TIME : 1:06.172 DIFFERENCE : 0.302

LAP	SECTOR 1	SECTOR 2	LAP TIME		MPH	DIFF	TIME OF DAY
1 -	OUTLAP	25.132	1:30.864		78.40	24.692	09:37:02.368
2 -	44.389	24.096	1:08.485		104.03	2.313	09:38:10.853
3 -	44.950	24.148	1:09.098		103.10	2.926	09:39:19.951
4 -	44.001	24.305	1:08.306		104.30	2.134	09:40:28.257
5 -	42.822	24.392	1:07.214		105.99	1.042	09:41:35.471
6 -	42.545	***23.627***	***1:06.172***	**(1)**	***107.66***		***09:42:41.643***
7 -	***42.243***	23.931	1:06.174	(2)	107.66	0.002	09:43:47.817
8 -	42.718	23.828	1:06.546		107.06	0.374	09:44:54.363
9 -	43.820	24.176	1:07.996		104.78	1.824	09:46:02.359
10 -	42.828	***23.627***	1:06.455	(3)	107.21	0.283	09:47:08.814

BMCRC - MRO Championships 2024 - Rnd 4 @ Donington National

British Superkarts

FREE PRACTICE - SECTOR ANALYSIS

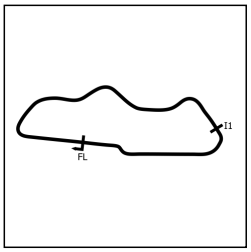

SECTOR 1 = FL to I1, SECTOR 2 = I1 to FL, DIFF = Difference To Personal Best Lap, P = Crossed Finish Line in Pit Lane, D = Time Disallowed

P5 4 Div1 Lee HARPHAM — MS Kart/Harvey VM

IDEAL LAP TIME : 1:06.446 BEST LAP TIME : 1:06.446 DIFFERENCE : 0.000

LAP	SECTOR 1	SECTOR 2	LAP TIME		MPH	DIFF	TIME OF DAY
1 -	OUTLAP	29.645	1:48.769		65.50	42.323	09:37:36.858
2 -	50.597	27.436	1:18.033		91.30	11.587	09:38:54.891
3 -	49.341	25.559	1:14.900	(3)	95.12	8.454	09:40:09.791
4 -	46.313	24.413	1:10.726	(2)	100.73	4.280	09:41:20.517
5 -	***42.955***	***23.491***	***1:06.446***	***(1)***	***107.22***		***09:42:26.963***
6 -	45.428	IN PIT	1:15.200	P	94.74	8.754	09:43:42.163

P6 31 Div1 Sam MOSS — Anderson/VM

IDEAL LAP TIME : 1:06.574 BEST LAP TIME : 1:07.187 DIFFERENCE : 0.613

LAP	SECTOR 1	SECTOR 2	LAP TIME		MPH	DIFF	TIME OF DAY
1 -	OUTLAP	34.608	2:03.744		57.57	56.557	09:38:06.953
2 -	58.069	29.858	1:27.927		81.02	20.740	09:39:34.880
3 -	53.156	26.806	1:19.962		89.10	12.775	09:40:54.842
4 -	47.238	26.011	1:13.249		97.26	6.062	09:42:08.091
5 -	47.507	26.900	1:14.407		95.75	7.220	09:43:22.498
6 -	43.294	***23.893***	***1:07.187***	***(1)***	***106.04***		***09:44:29.685***
7 -	***42.681***	25.113	1:07.794	(2)	105.09	0.607	09:45:37.479
8 -	45.392	25.468	1:10.860	(3)	100.54	3.673	09:46:48.339

P7 29 Div1 Tom HATFIELD — Anderson/VM

IDEAL LAP TIME : 1:07.205 BEST LAP TIME : 1:07.205 DIFFERENCE : 0.000

LAP	SECTOR 1	SECTOR 2	LAP TIME		MPH	DIFF	TIME OF DAY
1 -	OUTLAP	26.397	1:35.516		74.59	28.311	09:36:35.424
2 -	50.428	25.713	1:16.141		93.57	8.936	09:37:51.565
3 -	44.906	24.510	1:09.416		102.63	2.211	09:39:00.981
4 -	45.046	25.294	1:10.340		101.28	3.135	09:40:11.321
5 -	45.008	25.235	1:10.243		101.42	3.038	09:41:21.564
6 -	***42.988***	***24.217***	***1:07.205***	***(1)***	***106.01***		***09:42:28.769***
7 -	43.989	26.251	1:10.240		101.43	3.035	09:43:39.009
8 -	44.466	24.681	1:09.147		103.03	1.942	09:44:48.156
9 -	44.026	24.686	1:08.712	(3)	103.68	1.507	09:45:56.868
10 -	43.574	24.327	1:07.901	(2)	104.92	0.696	09:47:04.769

P8 89 Div1 Carl KINSEY — Anderson/VM

IDEAL LAP TIME : BEST LAP TIME : 1:07.633 DIFFERENCE :

LAP	SECTOR 1	SECTOR 2	LAP TIME		MPH	DIFF	TIME OF DAY
1 -			1:17.197		92.29	9.564	09:37:56.561
2 -			1:11.334	(3)	99.87	3.701	09:39:07.895
3 -			1:08.798	(2)	103.55	1.165	09:40:16.693
4 -			5:40.941		20.89	4:33.308	09:45:57.634
5 -			***1:07.633***	***(1)***	***105.34***		***09:47:05.267***

P9 85 Div1 Ross ALLEN — Jade/IAMI

IDEAL LAP TIME : 1:09.048 BEST LAP TIME : 1:09.048 DIFFERENCE : 0.000

LAP	SECTOR 1	SECTOR 2	LAP TIME		MPH	DIFF	TIME OF DAY
1 -	OUTLAP	28.127	1:40.976		70.55	31.928	09:37:16.534
2 -	47.984	25.332	1:13.316		97.17	4.268	09:38:29.850
3 -	47.102	24.986	1:12.088		98.83	3.040	09:39:41.938
4 -	45.353	24.548	1:09.901	(2)	101.92	0.853	09:40:51.839
5 -	***44.570***	***24.478***	***1:09.048***	***(1)***	***103.18***		***09:42:00.887***
6 -	45.300	24.911	1:10.211	(3)	101.47	1.163	09:43:11.098
7 -	45.430	25.064	1:10.494		101.06	1.446	09:44:21.592
8 -	45.740	25.615	1:11.355		99.84	2.307	09:45:32.947
9 -	45.862	IN PIT	1:23.415	P	85.41	14.367	09:46:56.362

BMCRC - MRO Championships 2024 - Rnd 4 @ Donington National

British Superkarts

FREE PRACTICE - SECTOR ANALYSIS

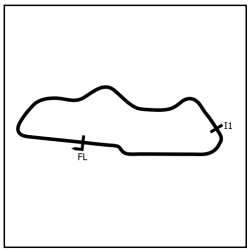

SECTOR 1 = FL to I1, SECTOR 2 = I1 to FL, DIFF = Difference To Personal Best Lap, P = Crossed Finish Line in Pit Lane, D = Time Disallowed

P10 72 Div1 Richard DEWART — Anderson/VM

IDEAL LAP TIME : 1:09.488 BEST LAP TIME : 1:09.488 DIFFERENCE : 0.000

LAP	SECTOR 1	SECTOR 2	LAP TIME		MPH	DIFF	TIME OF DAY
1 -	OUTLAP	27.803	1:46.777		66.72	37.289	09:37:33.140
2 -	50.852	26.360	1:17.212		92.27	7.724	09:38:50.352
3 -	47.443	25.611	1:13.054		97.52	3.566	09:40:03.406
4 -	45.868	25.835	1:11.703		99.36	2.215	09:41:15.109
5 -	45.578	24.988	1:10.566	(3)	100.96	1.078	09:42:25.675
6 -	45.545	25.978	1:11.523		99.61	2.035	09:43:37.198
7 -	45.430	25.707	1:11.137		100.15	1.649	09:44:48.335
8 -	44.821	25.142	1:09.963	(2)	101.83	0.475	09:45:58.298
9 -	***44.655***	***24.833***	***1:09.488***	**(1)**	***102.53***		***09:47:07.786***

P11 S1 F250 N Paul PLATT — PVP/Gas Gas

IDEAL LAP TIME : 1:09.514 BEST LAP TIME : 1:09.536 DIFFERENCE : 0.022

LAP	SECTOR 1	SECTOR 2	LAP TIME		MPH	DIFF	TIME OF DAY
1 -	OUTLAP	26.945	1:34.735		75.20	25.199	09:37:16.666
2 -	46.142	25.019	1:11.161		100.12	1.625	09:38:27.827
3 -	46.029	25.386	1:11.415		99.76	1.879	09:39:39.242
4 -	44.771	25.040	1:09.811		102.05	0.275	09:40:49.053
5 -	***44.516***	25.043	1:09.559	(2)	102.42	0.023	09:41:58.612
6 -	44.548	25.295	1:09.843		102.00	0.307	09:43:08.455
7 -	46.138	25.329	1:11.467		99.69	1.931	09:44:19.922
8 -	44.687	25.113	1:09.800	(3)	102.07	0.264	09:45:29.722
9 -	45.397	25.588	1:10.985		100.36	1.449	09:46:40.707
10 -	44.538	***24.998***	***1:09.536***	**(1)**	***102.45***		***09:47:50.243***

P12 101 F250 N Lee PLAIN — Anderson/DEA

IDEAL LAP TIME : BEST LAP TIME : 1:09.553 DIFFERENCE :

LAP	SECTOR 1	SECTOR 2	LAP TIME		MPH	DIFF	TIME OF DAY
1 -			1:16.529		93.09	6.976	09:38:06.637
2 -			1:15.075	(3)	94.90	5.522	09:39:21.712
3 -			1:13.526	(2)	96.89	3.973	09:40:35.238
4 -			4:48.431		24.70	3:38.878	09:45:23.669
5 -			***1:09.553***	**(1)**	***102.43***		***09:46:33.222***

P13 35 F250 N Sam HEMPSHALL — Anderson/THR

IDEAL LAP TIME : 1:09.583 BEST LAP TIME : 1:09.583 DIFFERENCE : 0.000

LAP	SECTOR 1	SECTOR 2	LAP TIME		MPH	DIFF	TIME OF DAY
1 -	49.958	27.524	1:17.482		91.95	7.899	09:37:47.262
2 -	46.452	25.556	1:12.008	(3)	98.94	2.425	09:38:59.270
3 -	45.467	25.635	1:11.102	(2)	100.20	1.519	09:40:10.372
4 -	46.102	IN PIT	1:15.289	**P**	94.63	5.706	09:41:25.661
5 -	OUTLAP	25.440	2:55.643		40.56	1:46.060	09:44:21.304
6 -	46.278	26.048	1:12.326		98.50	2.743	09:45:33.630
7 -	***44.824***	***24.759***	***1:09.583***	**(1)**	***102.39***		***09:46:43.213***
8 -	51.342	IN PIT	1:28.503	**P**	80.50	18.920	09:48:11.716

P14 144 F250 N Jack BLISS — Raider/Honda

IDEAL LAP TIME : BEST LAP TIME : 1:09.700 DIFFERENCE :

LAP	SECTOR 1	SECTOR 2	LAP TIME		MPH	DIFF	TIME OF DAY
1 -			1:10.070	(2)	101.67	0.370	09:46:08.288
2 -			***1:09.700***	**(1)**	***102.21***		***09:47:17.988***

BMCRC - MRO Championships 2024 - Rnd 4 @ Donington National

British Superkarts

FREE PRACTICE - SECTOR ANALYSIS

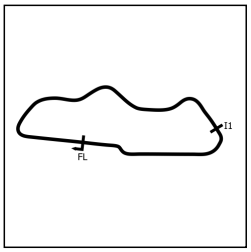

SECTOR 1 = FL to I1, SECTOR 2 = I1 to FL, DIFF = Difference To Personal Best Lap, P = Crossed Finish Line in Pit Lane, D = Time Disallowed

P15 18 Div1 Andy WAITE — PVP/FPE

IDEAL LAP TIME : 1:09.124 BEST LAP TIME : 1:09.765 DIFFERENCE : 0.641

LAP	SECTOR 1	SECTOR 2	LAP TIME		MPH	DIFF	TIME OF DAY
1 -	49.849	27.374	1:17.223		92.26	7.458	09:37:58.560
2 -	47.461	25.881	1:13.342		97.14	3.577	09:39:11.902
3 -	50.634	27.563	1:18.197		91.11	8.432	09:40:30.099
4 -	45.109	27.403	1:12.512		98.25	2.747	09:41:42.611
5 -	48.315	25.312	1:13.627		96.76	3.862	09:42:56.238
6 -	44.633	25.162	1:09.795	(3)	102.07	0.030	09:44:06.033
7 -	44.749	25.016	***1:09.765***	***(1)***	***102.12***		***09:45:15.798***
8 -	***44.334***	25.444	1:09.778	(2)	102.10	0.013	09:46:25.576
9 -	45.596	***24.790***	1:10.386		101.22	0.621	09:47:35.962

P16 55 Div1 Ross WITHEROW — Anderson/PVP

IDEAL LAP TIME : 1:08.950 BEST LAP TIME : 1:10.280 DIFFERENCE : 1.330

LAP	SECTOR 1	SECTOR 2	LAP TIME		MPH	DIFF	TIME OF DAY
1 -	OUTLAP	25.952	1:32.678		76.87	22.398	09:36:59.491
2 -	44.418	26.714	1:11.132	(3)	100.16	0.852	09:38:10.623
3 -	45.584	***24.696***	***1:10.280***	***(1)***	***101.37***		***09:39:20.903***
4 -	***44.254***	28.834	1:13.088		97.48	2.808	09:40:33.991
5 -	44.676	26.020	1:10.696	(2)	100.77	0.416	09:41:44.687
6 -	49.052	IN PIT	1:22.311	P	86.55	12.031	09:43:06.998

P17 68 Div1 Mark EDWARDS — Anderson/Harvey VM

IDEAL LAP TIME : 1:10.092 BEST LAP TIME : 1:10.455 DIFFERENCE : 0.363

LAP	SECTOR 1	SECTOR 2	LAP TIME		MPH	DIFF	TIME OF DAY
1 -	OUTLAP	28.134	1:41.124		70.45	30.669	09:36:56.549
2 -	46.789	26.791	1:13.580	(3)	96.82	3.125	09:38:10.129
3 -	45.491	***24.964***	***1:10.455***	***(1)***	***101.12***		***09:39:20.584***
4 -	45.342	26.552	1:11.894	(2)	99.09	1.439	09:40:32.478
5 -	***45.128***	IN PIT	1:16.803	P	92.76	6.348	09:41:49.281

P18 93 Div1 Johnny WEST — Anderson/VM

IDEAL LAP TIME : 1:10.291 BEST LAP TIME : 1:10.537 DIFFERENCE : 0.246

LAP	SECTOR 1	SECTOR 2	LAP TIME		MPH	DIFF	TIME OF DAY
1 -	50.612	27.458	1:18.070		91.25	7.533	09:37:53.243
2 -	48.262	26.607	1:14.869		95.16	4.332	09:39:08.112
3 -	46.108	25.619	1:11.727	(3)	99.32	1.190	09:40:19.839
4 -	46.612	26.648	1:13.260		97.25	2.723	09:41:33.099
5 -	45.672	***25.257***	1:10.929	(2)	100.44	0.392	09:42:44.028
6 -	***45.034***	25.503	***1:10.537***	***(1)***	***101.00***		***09:43:54.565***
7 -	59.041	IN PIT	1:34.295	P	75.55	23.758	09:45:28.860

P19 44 Div1 Louis WALL — PVP/PVP

IDEAL LAP TIME : 1:10.178 BEST LAP TIME : 1:10.695 DIFFERENCE : 0.517

LAP	SECTOR 1	SECTOR 2	LAP TIME		MPH	DIFF	TIME OF DAY
1 -	47.250	27.752	1:15.002		94.99	4.307	09:37:42.141
2 -	45.514	25.349	1:10.863	(3)	100.54	0.168	09:38:53.004
3 -	44.998	25.700	1:10.698	(2)	100.77	0.003	09:40:03.702
4 -	45.759	25.960	1:11.719		99.34	1.024	09:41:15.421
5 -	45.447	***25.248***	***1:10.695***	***(1)***	***100.77***		***09:42:26.116***
6 -	45.901	25.847	1:11.748		99.30	1.053	09:43:37.864
7 -	***44.930***	IN PIT	1:19.077	P	90.09	8.382	09:44:56.941

BMCRC - MRO Championships 2024 - Rnd 4 @ Donington National

British Superkarts

FREE PRACTICE - SECTOR ANALYSIS

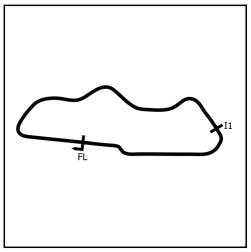

SECTOR 1 = FL to I1, SECTOR 2 = I1 to FL, DIFF = Difference To Personal Best Lap, P = Crossed Finish Line in Pit Lane, D = Time Disallowed

P20 14 Div1 Nathan BARTON — Anderson/Barker FPE

IDEAL LAP TIME : 1:09.609 BEST LAP TIME : 1:10.818 DIFFERENCE : 1.209

LAP	SECTOR 1	SECTOR 2	LAP TIME		MPH	DIFF	TIME OF DAY
1 -	OUTLAP	27.645	1:44.588		68.12	33.770	09:37:41.163
2 -	47.504	27.274	1:14.778	(3)	95.27	3.960	09:38:55.941
3 -	48.860	25.874	1:14.734	(2)	95.33	3.916	09:40:10.675
4 -	45.596	***25.222***	***1:10.818***	**(1)**	***100.60***		***09:41:21.493***
5 -	***44.387***	IN PIT	1:14.921	**P**	95.09	4.103	09:42:36.414

P21 15 Div1 Luke CLEMSON — Anderson/Redspeed VM

IDEAL LAP TIME : 1:10.563 BEST LAP TIME : 1:10.962 DIFFERENCE : 0.399

LAP	SECTOR 1	SECTOR 2	LAP TIME		MPH	DIFF	TIME OF DAY
1 -	OUTLAP	30.670	1:46.345		66.99	35.383	09:36:54.099
2 -	51.742	26.503	1:18.245		91.05	7.283	09:38:12.344
3 -	49.667	26.716	1:16.383		93.27	5.421	09:39:28.727
4 -	46.235	25.491	1:11.726		99.33	0.764	09:40:40.453
5 -	45.870	25.495	1:11.365	(3)	99.83	0.403	09:41:51.818
6 -	46.299	25.357	1:11.656		99.42	0.694	09:43:03.474
7 -	46.034	***24.928***	***1:10.962***	**(1)**	***100.40***		***09:44:14.436***
8 -	46.027	25.917	1:11.944		99.03	0.982	09:45:26.380
9 -	45.877	25.138	1:11.015	(2)	100.32	0.053	09:46:37.395
10 -	***45.635***	IN PIT	1:15.261	**P**	94.66	4.299	09:47:52.656

P22 8 Div1 Andy GULLIFORD — Anderson/VM

IDEAL LAP TIME : 1:10.647 BEST LAP TIME : 1:11.006 DIFFERENCE : 0.359

LAP	SECTOR 1	SECTOR 2	LAP TIME		MPH	DIFF	TIME OF DAY
1 -	OUTLAP	30.400	1:46.776		66.72	35.770	09:37:29.793
2 -	47.823	26.484	1:14.307	(2)	95.88	3.301	09:38:44.100
3 -	50.770	***24.835***	1:15.605	(3)	94.23	4.599	09:39:59.705
4 -	***45.812***	25.194	***1:11.006***	**(1)**	***100.33***		***09:41:10.711***
5 -	46.009	IN PIT	1:17.883	**P**	91.47	6.877	09:42:28.594

P23 50 F250 N John BUSBY — Anderson/DEA

IDEAL LAP TIME : 1:11.563 BEST LAP TIME : 1:11.830 DIFFERENCE : 0.267

LAP	SECTOR 1	SECTOR 2	LAP TIME		MPH	DIFF	TIME OF DAY
1 -	OUTLAP	27.379	1:37.665		72.94	25.835	09:37:00.739
2 -	47.567	26.468	1:14.035		96.23	2.205	09:38:14.774
3 -	48.955	26.749	1:15.704		94.11	3.874	09:39:30.478
4 -	46.674	26.631	1:13.305		97.19	1.475	09:40:43.783
5 -	46.741	26.046	1:12.787	(3)	97.88	0.957	09:41:56.570
6 -	47.270	***25.709***	1:12.979		97.62	1.149	09:43:09.549
7 -	***45.854***	25.976	***1:11.830***	**(1)**	***99.18***		***09:44:21.379***
8 -	46.582	26.474	1:13.056		97.52	1.226	09:45:34.435
9 -	46.856	26.114	1:12.970		97.63	1.140	09:46:47.405
10 -	46.333	26.186	1:12.519	(2)	98.24	0.689	09:47:59.924

P24 42 Div1 Tom RILEY — Anderson/VM

IDEAL LAP TIME : 1:10.928 BEST LAP TIME : 1:12.043 DIFFERENCE : 1.115

LAP	SECTOR 1	SECTOR 2	LAP TIME		MPH	DIFF	TIME OF DAY
1 -	OUTLAP	27.480	1:37.522		73.05	25.479	09:36:43.356
2 -	48.104	27.873	1:15.977	(2)	93.77	3.934	09:37:59.333
3 -	46.842	***25.201***	***1:12.043***	**(1)**	***98.89***		***09:39:11.376***
4 -	***45.727***	IN PIT	1:18.452	**P**	90.81	6.409	09:40:29.828

BMCRC - MRO Championships 2024 - Rnd 4 @ Donington National

British Superkarts

FREE PRACTICE - SECTOR ANALYSIS

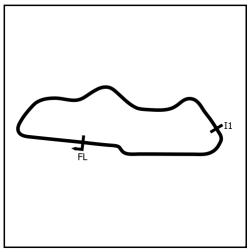

SECTOR 1 = FL to I1, SECTOR 2 = I1 to FL, DIFF = Difference To Personal Best Lap, P = Crossed Finish Line in Pit Lane, D = Time Disallowed

P25 27 Div1 Alan WITHEROW Anderson/PVP

IDEAL LAP TIME : 1:10.757 BEST LAP TIME : 1:12.098 DIFFERENCE : 1.341

LAP	SECTOR 1	SECTOR 2	LAP TIME	MPH	DIFF	TIME OF DAY
1 -	OUTLAP	28.735	1:40.180	71.11	28.082	09:36:40.735
2 -	50.263	27.295	1:17.558	91.86	5.460	09:37:58.293
3 -	49.353	26.171	1:15.524 (2)	94.33	3.426	09:39:13.817
4 -	46.671	***25.427***	***1:12.098 (1)***	***98.81***		***09:40:25.915***
5 -	47.303	28.270	1:15.573 (3)	94.27	3.475	09:41:41.488
6 -	***45.330***	IN PIT	1:15.790 P	94.00	3.692	09:42:57.278

P26 103 F250 N Kirk CATTERMOLE Raider/CAT TM

IDEAL LAP TIME : BEST LAP TIME : 1:12.186 DIFFERENCE :

LAP	SECTOR 1	SECTOR 2	LAP TIME	MPH	DIFF	TIME OF DAY
1 -			1:13.072 (2)	97.50	0.886	09:38:00.711
2 -			1:13.720 (3)	96.64	1.534	09:39:14.431
3 -			***1:12.186 (1)***	***98.69***		***09:40:26.617***

P27 161 F250 N Richard CONNICK Jade/Honda

IDEAL LAP TIME : 1:12.609 BEST LAP TIME : 1:12.609 DIFFERENCE : 0.000

LAP	SECTOR 1	SECTOR 2	LAP TIME	MPH	DIFF	TIME OF DAY
1 -	51.254	28.371	1:19.625	89.47	7.016	09:37:51.481
2 -	49.091	28.141	1:17.232	92.24	4.623	09:39:08.713
3 -	48.124	27.170	1:15.294	94.62	2.685	09:40:24.007
4 -	49.101	28.177	1:17.278	92.19	4.669	09:41:41.285
5 -	48.962	27.305	1:16.267	93.41	3.658	09:42:57.552
6 -	47.718	26.671	1:14.389 (3)	95.77	1.780	09:44:11.941
7 -	48.794	26.614	1:15.408	94.48	2.799	09:45:27.349
8 -	47.489	26.581	1:14.070 (2)	96.18	1.461	09:46:41.419
9 -	***46.594***	***26.015***	***1:12.609 (1)***	***98.12***		***09:47:54.028***

P28 59 F450 N Nick FLINT Anderson/KTM

IDEAL LAP TIME : 1:12.714 BEST LAP TIME : 1:12.914 DIFFERENCE : 0.200

LAP	SECTOR 1	SECTOR 2	LAP TIME	MPH	DIFF	TIME OF DAY
1 -	OUTLAP	28.100	1:38.538	72.30	25.624	09:37:48.012
2 -	49.483	26.471	1:15.954 (3)	93.80	3.040	09:39:03.966
3 -	47.337	26.148	1:13.485 (2)	96.95	0.571	09:40:17.451
4 -	48.615	27.788	1:16.403	93.25	3.489	09:41:33.854
5 -	***46.703***	IN PIT	1:14.715 P	95.35	1.801	09:42:48.569
6 -	OUTLAP	26.384	3:24.938	34.76	2:12.024	09:46:13.507
7 -	46.903	***26.011***	***1:12.914 (1)***	***97.71***		***09:47:26.421***

P29 139 F250 N Rob RANDALL Jade/Honda

IDEAL LAP TIME : 1:13.102 BEST LAP TIME : 1:13.118 DIFFERENCE : 0.016

LAP	SECTOR 1	SECTOR 2	LAP TIME	MPH	DIFF	TIME OF DAY
1 -	OUTLAP	30.414	1:47.122	66.50	34.004	09:37:58.449
2 -	50.600	27.675	1:18.275	91.02	5.157	09:39:16.724
3 -	48.683	28.211	1:16.894	92.65	3.776	09:40:33.618
4 -	47.987	27.257	1:15.244	94.68	2.126	09:41:48.862
5 -	48.439	26.820	1:15.259	94.66	2.141	09:43:04.121
6 -	48.856	27.249	1:16.105	93.61	2.987	09:44:20.226
7 -	46.860	27.480	1:14.340 (3)	95.83	1.222	09:45:34.566
8 -	47.719	***26.377***	1:14.096 (2)	96.15	0.978	09:46:48.662
9 -	***46.725***	26.393	***1:13.118 (1)***	***97.44***		***09:48:01.780***

BMCRC - MRO Championships 2024 - Rnd 4 @ Donington National

British Superkarts

FREE PRACTICE - SECTOR ANALYSIS

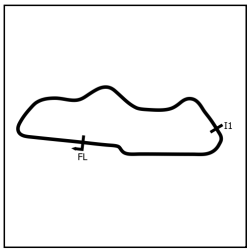

SECTOR 1 = FL to I1, SECTOR 2 = I1 to FL, DIFF = Difference To Personal Best Lap, P = Crossed Finish Line in Pit Lane, D = Time Disallowed

P30 47 F250 N Arran MAILE — Birel/Honda

IDEAL LAP TIME : 1:13.078 BEST LAP TIME : 1:13.139 DIFFERENCE : 0.061

LAP	SECTOR 1	SECTOR 2	LAP TIME	MPH	DIFF	TIME OF DAY
1 -	OUTLAP	27.803	1:41.224	70.38	28.085	09:36:59.035
2 -	49.046	26.797	1:15.843	93.93	2.704	09:38:14.878
3 -	48.998	26.792	1:15.790	94.00	2.651	09:39:30.668
4 -	47.628	26.298	1:13.926	96.37	0.787	09:40:44.594
5 -	47.073	26.420	1:13.493 (2)	96.94	0.354	09:41:58.087
6 -	47.027	***26.112***	***1:13.139*** **(1)**	***97.41***		***09:43:11.226***
7 -	***46.966***	26.685	1:13.651 (3)	96.73	0.512	09:44:24.877
8 -	48.482	26.911	1:15.393	94.50	2.254	09:45:40.270
9 -	47.786	26.249	1:14.035	96.23	0.896	09:46:54.305
10 -	47.658	26.384	1:14.042	96.22	0.903	09:48:08.347

P31 107 F250 N Aaron POWELL — Anderson/Honda

IDEAL LAP TIME : 1:12.341 BEST LAP TIME : 1:13.148 DIFFERENCE : 0.807

LAP	SECTOR 1	SECTOR 2	LAP TIME	MPH	DIFF	TIME OF DAY
1 -	OUTLAP	28.424	1:40.182	71.11	27.034	09:36:54.513
2 -	47.298	25.960	1:13.258 (2)	97.25	0.110	09:38:07.771
3 -	48.442	26.255	1:14.697	95.38	1.549	09:39:22.468
4 -	***46.475***	26.673	***1:13.148*** **(1)**	***97.40***		***09:40:35.616***
5 -	48.924	26.852	1:15.776	94.02	2.628	09:41:51.392
6 -	47.750	***25.866***	1:13.616	96.78	0.468	09:43:05.008
7 -	48.038	27.075	1:15.113	94.85	1.965	09:44:20.121
8 -	46.698	27.456	1:14.154	96.07	1.006	09:45:34.275
9 -	47.388	25.950	1:13.338 (3)	97.14	0.190	09:46:47.613
10 -	47.332	IN PIT	1:15.456 **P**	94.42	2.308	09:48:03.069

P32 66 Div1 John FAULKNER — Anderson/VM

IDEAL LAP TIME : 1:12.818 BEST LAP TIME : 1:13.163 DIFFERENCE : 0.345

LAP	SECTOR 1	SECTOR 2	LAP TIME	MPH	DIFF	TIME OF DAY
1 -	51.241	28.917	1:20.158	88.88	6.995	09:37:57.397
2 -	50.062	26.683	1:16.745	92.83	3.582	09:39:14.142
3 -	50.822	26.988	1:17.810	91.56	4.647	09:40:31.952
4 -	***46.636***	26.527	***1:13.163*** **(1)**	***97.38***		***09:41:45.115***
5 -	48.264	26.190	1:14.454	95.69	1.291	09:42:59.569
6 -	46.843	26.642	1:13.485 (2)	96.95	0.322	09:44:13.054
7 -	48.825	***26.182***	1:15.007	94.98	1.844	09:45:28.061
8 -	47.737	26.523	1:14.260 (3)	95.94	1.097	09:46:42.321
9 -	50.278	IN PIT	1:27.015 **P**	81.87	13.852	09:48:09.336

P33 49 F250 N Michael PARR — Anderson/Vipert SK250

IDEAL LAP TIME : 1:13.317 BEST LAP TIME : 1:13.317 DIFFERENCE : 0.000

LAP	SECTOR 1	SECTOR 2	LAP TIME	MPH	DIFF	TIME OF DAY
1 -	OUTLAP	29.297	1:44.920	67.90	31.603	09:37:15.605
2 -	50.885	27.524	1:18.409	90.86	5.092	09:38:34.014
3 -	49.922	27.652	1:17.574	91.84	4.257	09:39:51.588
4 -	49.198	26.690	1:15.888	93.88	2.571	09:41:07.476
5 -	48.308	26.608	1:14.916	95.10	1.599	09:42:22.392
6 -	47.559	27.217	1:14.776 (3)	95.27	1.459	09:43:37.168
7 -	47.932	26.842	1:14.774 (2)	95.28	1.457	09:44:51.942
8 -	***47.358***	***25.959***	***1:13.317*** **(1)**	***97.17***		***09:46:05.259***
9 -	48.669	IN PIT	1:20.308 **P**	88.71	6.991	09:47:25.567

BMCRC - MRO Championships 2024 - Rnd 4 @ Donington National

British Superkarts

FREE PRACTICE - SECTOR ANALYSIS

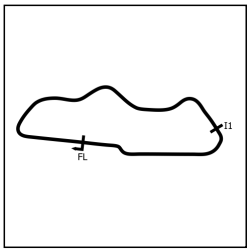

SECTOR 1 = FL to I1, SECTOR 2 = I1 to FL, DIFF = Difference To Personal Best Lap, P = Crossed Finish Line in Pit Lane, D = Time Disallowed

P34 90 F250 N Rob AUSTON — Anderson/Viper

IDEAL LAP TIME : 1:13.683 BEST LAP TIME : 1:13.714 DIFFERENCE : 0.031

LAP	SECTOR 1	SECTOR 2	LAP TIME	MPH	DIFF	TIME OF DAY
1 -	OUTLAP	30.311	1:44.770	68.00	31.056	09:37:17.410
2 -	49.581	27.747	1:17.328	92.13	3.614	09:38:34.738
3 -	51.411	27.250	1:18.661	90.57	4.947	09:39:53.399
4 -	47.909	27.015	1:14.924 (3)	95.09	1.210	09:41:08.323
5 -	48.071	27.626	1:15.697	94.12	1.983	09:42:24.020
6 -	47.171	28.360	1:15.531	94.32	1.817	09:43:39.551
7 -	***46.884***	26.830	***1:13.714 (1)***	***96.65***		***09:44:53.265***
8 -	47.294	***26.799***	1:14.093 (2)	96.15	0.379	09:46:07.358
9 -	48.671	IN PIT	1:21.242 P	87.69	7.528	09:47:28.600

P35 74 Div1 Will LAWRENCE — Anderson/FPE

IDEAL LAP TIME : 1:13.736 BEST LAP TIME : 1:13.777 DIFFERENCE : 0.041

LAP	SECTOR 1	SECTOR 2	LAP TIME	MPH	DIFF	TIME OF DAY
1 -	50.786	29.934	1:20.720	88.26	6.943	09:37:57.296
2 -	49.770	26.627	1:16.397	93.25	2.620	09:39:13.693
3 -	50.998	27.685	1:18.683	90.54	4.906	09:40:32.376
4 -	47.830	26.894	1:14.724 (2)	95.34	0.947	09:41:47.100
5 -	48.923	***26.453***	1:15.376 (3)	94.52	1.599	09:43:02.476
6 -	50.131	26.696	1:16.827	92.73	3.050	09:44:19.303
7 -	***47.283***	26.494	***1:13.777 (1)***	***96.56***		***09:45:33.080***
8 -	49.328	IN PIT	1:24.615 P	84.20	10.838	09:46:57.695

P36 69 F125 O Kosta KYRITSIS — Anderson AK/ TMR1

IDEAL LAP TIME : BEST LAP TIME : 1:14.182 DIFFERENCE :

LAP	SECTOR 1	SECTOR 2	LAP TIME	MPH	DIFF	TIME OF DAY
1 -			1:18.056	91.27	3.874	09:37:59.911
2 -			1:17.307	92.16	3.125	09:39:17.218
3 -			1:17.273 (3)	92.20	3.091	09:40:34.491
4 -			5:06.419	23.25	3:52.237	09:45:40.910
5 -			1:14.506 (2)	95.62	0.324	09:46:55.416
6 -			***1:14.182 (1)***	***96.04***		***09:48:09.598***

P37 643 F125 O Ollie HOLMES — Anderson AK/TM R1

IDEAL LAP TIME : 1:14.340 BEST LAP TIME : 1:14.404 DIFFERENCE : 0.064

LAP	SECTOR 1	SECTOR 2	LAP TIME	MPH	DIFF	TIME OF DAY
1 -	OUTLAP	29.448	1:46.811	66.70	32.407	09:37:37.193
2 -	49.825	27.596	1:17.421	92.02	3.017	09:38:54.614
3 -	49.423	28.497	1:17.920	91.43	3.516	09:40:12.534
4 -	49.177	26.725	1:15.902	93.86	1.498	09:41:28.436
5 -	48.054	27.074	1:15.128	94.83	0.724	09:42:43.564
6 -	***47.750***	26.746	1:14.496 (2)	95.63	0.092	09:43:58.060
7 -	47.800	26.604	***1:14.404 (1)***	***95.75***		***09:45:12.464***
8 -	48.085	***26.590***	1:14.675 (3)	95.40	0.271	09:46:27.139
9 -	47.962	IN PIT	1:16.618 P	92.98	2.214	09:47:43.757

P38 143 F250 N John READER — Anderson/Honda

IDEAL LAP TIME : BEST LAP TIME : 1:15.797 DIFFERENCE :

LAP	SECTOR 1	SECTOR 2	LAP TIME	MPH	DIFF	TIME OF DAY
1 -			1:20.540	88.46	4.743	09:38:27.642
2 -			1:20.050 (3)	89.00	4.253	09:39:47.692
3 -			1:17.406 (2)	92.04	1.609	09:41:05.098
4 -			5:17.477	22.44	4:01.680	09:46:22.575
5 -			***1:15.797 (1)***	***93.99***		***09:47:38.372***

BMCRC - MRO Championships 2024 - Rnd 4 @ Donington National

British Superkarts

FREE PRACTICE - SECTOR ANALYSIS

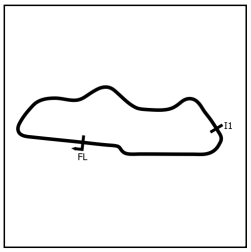

SECTOR 1 = FL to I1, SECTOR 2 = I1 to FL, DIFF = Difference To Personal Best Lap, P = Crossed Finish Line in Pit Lane, D = Time Disallowed

P39 34 F250 N Daniel JERRED Anderson/Honda

IDEAL LAP TIME : 1:15.087 BEST LAP TIME : 1:15.982 DIFFERENCE : 0.895

LAP	SECTOR 1	SECTOR 2	LAP TIME	MPH	DIFF	TIME OF DAY
1 -	OUTLAP	29.097	1:42.989	69.17	27.007	09:37:59.642
2 -	50.849	27.882	1:18.731	90.49	2.749	09:39:18.373
3 -	49.023	27.184	1:16.207 **(2)**	93.49	0.225	09:40:34.580
4 -	48.863	***27.119***	***1:15.982*** **(1)**	***93.76***		***09:41:50.562***
5 -	49.257	27.713	1:16.970 **(3)**	92.56	0.988	09:43:07.532
6 -	***47.968***	IN PIT	1:25.087 **P**	83.73	9.105	09:44:32.619

P40 26 F450 N Ronan MCCLINTOCK Anderson/KTM

IDEAL LAP TIME : 1:16.072 BEST LAP TIME : 1:16.072 DIFFERENCE : 0.000

LAP	SECTOR 1	SECTOR 2	LAP TIME	MPH	DIFF	TIME OF DAY
1 -	OUTLAP	29.934	1:43.732	68.68	27.660	09:37:17.944
2 -	51.335	28.048	1:19.383	89.75	3.311	09:38:37.327
3 -	51.596	28.065	1:19.661	89.43	3.589	09:39:56.988
4 -	50.625	27.827	1:18.452	90.81	2.380	09:41:15.440
5 -	50.587	27.670	1:18.257	91.04	2.185	09:42:33.697
6 -	50.311	27.581	1:17.892	91.46	1.820	09:43:51.589
7 -	49.651	27.313	1:16.964 **(2)**	92.57	0.892	09:45:08.553
8 -	49.894	27.145	1:17.039 **(3)**	92.48	0.967	09:46:25.592
9 -	***49.325***	***26.747***	***1:16.072*** **(1)**	***93.65***		***09:47:41.664***

P41 114 F125 O Carl HOPKINS Anderson AK/TM R1

IDEAL LAP TIME : 1:16.409 BEST LAP TIME : 1:16.489 DIFFERENCE : 0.080

LAP	SECTOR 1	SECTOR 2	LAP TIME	MPH	DIFF	TIME OF DAY
1 -	59.252	33.269	1:32.521	77.00	16.032	09:38:25.135
2 -	1:02.276	32.391	1:34.667	75.26	18.178	09:39:59.802
3 -	57.117	29.864	1:26.981	81.91	10.492	09:41:26.783
4 -	50.422	28.053	1:18.475	90.78	1.986	09:42:45.258
5 -	49.720	27.732	1:17.452	91.98	0.963	09:44:02.710
6 -	49.374	***27.368***	1:16.742 **(3)**	92.83	0.253	09:45:19.452
7 -	49.120	27.603	1:16.723 **(2)**	92.86	0.234	09:46:36.175
8 -	***49.041***	27.448	***1:16.489*** **(1)**	***93.14***		***09:47:52.664***

P42 115 F250 N Mark RADFORD Raider/KTM SX250

IDEAL LAP TIME : BEST LAP TIME : 1:16.555 DIFFERENCE :

LAP	SECTOR 1	SECTOR 2	LAP TIME	MPH	DIFF	TIME OF DAY
1 -			***1:16.555*** **(1)**	***93.06***		***09:40:23.941***

P43 62 Div1 Andy POWELL PVP/FPE

IDEAL LAP TIME : 1:16.859 BEST LAP TIME : 1:16.859 DIFFERENCE : 0.000

LAP	SECTOR 1	SECTOR 2	LAP TIME	MPH	DIFF	TIME OF DAY
1 -	OUTLAP	29.044	1:46.570	66.85	29.711	09:37:30.771
2 -	54.014	28.368	1:22.382	86.48	5.523	09:38:53.153
3 -	52.175	28.019	1:20.194 **(3)**	88.84	3.335	09:40:13.347
4 -	52.577	29.022	1:21.599	87.31	4.740	09:41:34.946
5 -	***49.595***	***27.264***	***1:16.859*** **(1)**	***92.69***		***09:42:51.805***
6 -	50.626	28.403	1:19.029 **(2)**	90.15	2.170	09:44:10.834
7 -	52.507	IN PIT	1:38.006 **P**	72.69	21.147	09:45:48.840

BMCRC - MRO Championships 2024 - Rnd 4 @ Donington National

British Superkarts

FREE PRACTICE - SECTOR ANALYSIS

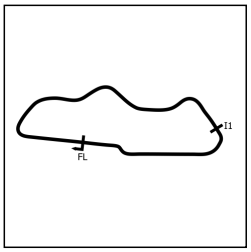

SECTOR 1 = FL to I1, SECTOR 2 = I1 to FL, DIFF = Difference To Personal Best Lap, P = Crossed Finish Line in Pit Lane, D = Time Disallowed

P44 41 F125 O Fletcher HURN — Spyda/TM

IDEAL LAP TIME : 1:17.721 BEST LAP TIME : 1:17.721 DIFFERENCE : 0.000

LAP	SECTOR 1	SECTOR 2	LAP TIME	MPH	DIFF	TIME OF DAY
1 -	OUTLAP	32.328	1:52.843	63.13	35.122	09:38:06.019
2 -	56.982	31.559	1:28.541	80.46	10.820	09:39:34.560
3 -	55.553	30.794	1:26.347	82.51	8.626	09:41:00.907
4 -	52.248	30.753	1:23.001	85.83	5.280	09:42:23.908
5 -	51.217	28.782	1:19.999	89.05	2.278	09:43:43.907
6 -	50.640	28.500	1:19.140 (3)	90.02	1.419	09:45:03.047
7 -	50.137	28.269	1:18.406 (2)	90.86	0.685	09:46:21.453
8 -	***49.930***	***27.791***	***1:17.721 (1)***	***91.66***		***09:47:39.174***

P45 99 F125 O Aston BAKER — Anderson/TM

IDEAL LAP TIME : 1:17.894 BEST LAP TIME : 1:17.894 DIFFERENCE : 0.000

LAP	SECTOR 1	SECTOR 2	LAP TIME	MPH	DIFF	TIME OF DAY
1 -	OUTLAP	31.932	1:49.243	65.21	31.349	09:37:29.891
2 -	56.013	28.620	1:24.633	84.18	6.739	09:38:54.524
3 -	52.936	28.089	1:21.025	87.93	3.131	09:40:15.549
4 -	54.325	29.514	1:23.839	84.98	5.945	09:41:39.388
5 -	53.325	28.384	1:21.709	87.19	3.815	09:43:01.097
6 -	50.406	28.867	1:19.273 (2)	89.87	1.379	09:44:20.370
7 -	52.583	28.424	1:21.007	87.95	3.113	09:45:41.377
8 -	51.989	28.126	1:20.115 (3)	88.93	2.221	09:47:01.492
9 -	***50.197***	***27.697***	***1:17.894 (1)***	***91.46***		***09:48:19.386***

P46 97 F125 O Toby VINCENT — Anderson/TM

IDEAL LAP TIME : 1:17.825 BEST LAP TIME : 1:18.169 DIFFERENCE : 0.344

LAP	SECTOR 1	SECTOR 2	LAP TIME	MPH	DIFF	TIME OF DAY
1 -	OUTLAP	31.314	1:57.015	60.88	38.846	09:41:36.793
2 -	54.788	28.866	1:23.654	85.16	5.485	09:43:00.447
3 -	53.860	28.902	1:22.762	86.08	4.593	09:44:23.209
4 -	50.954	***27.233***	1:18.187 (2)	91.12	0.018	09:45:41.396
5 -	50.795	27.767	1:18.562 (3)	90.68	0.393	09:46:59.958
6 -	***50.592***	27.577	***1:18.169 (1)***	***91.14***		***09:48:18.127***

P47 98 F125 O Marty BAKER — Anderson/TM

IDEAL LAP TIME : 1:20.549 BEST LAP TIME : 1:20.755 DIFFERENCE : 0.206

LAP	SECTOR 1	SECTOR 2	LAP TIME	MPH	DIFF	TIME OF DAY
1 -	OUTLAP	32.903	1:57.762	60.50	37.007	09:37:46.818
2 -	55.277	29.792	1:25.069	83.75	4.314	09:39:11.887
3 -	52.710	29.091	1:21.801 (3)	87.09	1.046	09:40:33.688
4 -	52.801	***28.634***	1:21.435 (2)	87.48	0.680	09:41:55.123
5 -	54.115	28.772	1:22.887	85.95	2.132	09:43:18.010
6 -	51.977	28.778	***1:20.755 (1)***	***88.22***		***09:44:38.765***

P48 77 F450 N Terence DUDLEY — Anderson/KTM

IDEAL LAP TIME : 1:22.355 BEST LAP TIME : 1:22.404 DIFFERENCE : 0.049

LAP	SECTOR 1	SECTOR 2	LAP TIME	MPH	DIFF	TIME OF DAY
1 -	OUTLAP	31.155	1:53.453	62.79	31.049	09:37:45.206
2 -	54.541	30.076	1:24.617 (3)	84.19	2.213	09:39:09.823
3 -	***53.311***	29.093	***1:22.404 (1)***	***86.45***		***09:40:32.227***
4 -	53.379	***29.044***	1:22.423 (2)	86.43	0.019	09:41:54.650
5 -	1:05.765	IN PIT	1:51.197 P	64.07	28.793	09:43:45.847

BMCRC - MRO Championships 2024 - Rnd 4 @ Donington National

British Superkarts

FREE PRACTICE - SECTOR ANALYSIS

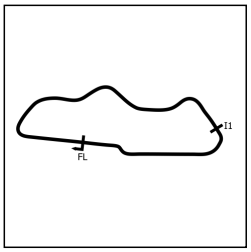

SECTOR 1 = FL to I1, SECTOR 2 = I1 to FL, DIFF = Difference To Personal Best Lap, P = Crossed Finish Line in Pit Lane, D = Time Disallowed

P49 45 F450 N Alan FLEWITT Anderson/KTM

IDEAL LAP TIME : 1:20.760 BEST LAP TIME : 1:23.028 DIFFERENCE : 2.268

LAP	SECTOR 1	SECTOR 2	LAP TIME	MPH	DIFF	TIME OF DAY
1 -	OUTLAP	32.373	1:51.341	63.98	28.313	09:37:29.013
2 -	56.684	30.929	1:27.613 (3)	81.31	4.585	09:38:56.626
3 -	54.266	***28.762***	***1:23.028 (1)***	***85.81***		***09:40:19.654***
4 -	***51.998***	31.303	1:23.301 (2)	85.52	0.273	09:41:42.955
5 -	53.483	IN PIT	1:27.793 P	81.15	4.765	09:43:10.748

P50 17 F125 O Gary POTKINS Anderson/TM

IDEAL LAP TIME : 1:24.034 BEST LAP TIME : 1:24.034 DIFFERENCE : 0.000

LAP	SECTOR 1	SECTOR 2	LAP TIME	MPH	DIFF	TIME OF DAY
1 -	OUTLAP	40.076	2:01.391	58.69	37.357	09:40:09.161
2 -	1:01.037	35.309	1:36.346	73.94	12.312	09:41:45.507
3 -	56.935	31.202	1:28.137	80.83	4.103	09:43:13.644
4 -	55.954	30.853	1:26.807 (3)	82.07	2.773	09:44:40.451
5 -	56.034	30.612	1:26.646 (2)	82.22	2.612	09:46:07.097
6 -	***54.653***	***29.381***	***1:24.034 (1)***	***84.78***		***09:47:31.131***

P51 81 F250 N Ian CHALLINOR F1/Rotax 257

IDEAL LAP TIME : 1:54.900 BEST LAP TIME : 1:54.900 DIFFERENCE : 0.000

LAP	SECTOR 1	SECTOR 2	LAP TIME	MPH	DIFF	TIME OF DAY
1 -	OUTLAP	43.931	2:13.771	53.25	18.871	09:37:58.764
2 -	***1:14.481***	***40.419***	***1:54.900 (1)***	***62.00***		***09:39:53.664***
3 -	1:15.735	41.878	1:57.613 (2)	60.57	2.713	09:41:51.277
4 -	1:16.917	IN PIT	2:05.574 P	56.73	10.674	09:43:56.851

P52 57 Div1 Mark PASK MS Kart/VM

IDEAL LAP TIME : 1:16.027 BEST LAP TIME : DIFFERENCE :

LAP	SECTOR 1	SECTOR 2	LAP TIME	MPH	DIFF	TIME OF DAY
1 -	OUTLAP	***28.187***	1:39.341	71.71		09:36:50.957
2 -	***47.840***	IN PIT	1:26.341 P	82.51		09:38:17.298

P53 91 Div1 George BENTON Anderson/Barker FPE

IDEAL LAP TIME : BEST LAP TIME : DIFFERENCE :

LAP	SECTOR 1	SECTOR 2	LAP TIME	MPH	DIFF	TIME OF DAY
1 -	***OUTLAP***	***31.516***	1:48.700	65.54		09:37:28.652

P54 75 F250 N Kevin DUDLEY Anderson/Gas Gas

IDEAL LAP TIME : BEST LAP TIME : DIFFERENCE :

LAP	SECTOR 1	SECTOR 2	LAP TIME	MPH	DIFF	TIME OF DAY
1 -	***OUTLAP***	***34.916***	1:54.781	62.07		09:37:57.207

BMCRC - MRO Championships 2024 - Rnd 4 @ Donington National

British Superkarts

FREE PRACTICE - BEST SECTORS

SECTOR 1

POS	NO	NAME	TIME
1	2	MORLEY	41.509
2	24	RUSHFORTH	42.243
3	21	NES	42.564
4	87	TRITTON	42.585
5	31	MOSS	42.681
6	4	HARPHAM	42.955
7	29	HATFIELD	42.988
8	55	WITHEROW	44.254
9	18	WAITE	44.334
10	14	BARTON	44.387
11	S1	PLATT	44.516
12	85	ALLEN	44.570
13	72	DEWART	44.655
14	35	HEMPSHALL	44.824
15	44	WALL	44.930
16	93	WEST	45.034
17	68	EDWARDS	45.128
18	27	WITHEROW	45.330
19	15	CLEMSON	45.635
20	42	RILEY	45.727
21	8	GULLIFORD	45.812
22	50	BUSBY	45.854
23	107	POWELL	46.475
24	161	CONNICK	46.594
25	66	FAULKNER	46.636
26	59	FLINT	46.703
27	139	RANDALL	46.725
28	90	AUSTON	46.884
29	47	MAILE	46.966
30	74	LAWRENCE	47.283
31	49	PARR	47.358
32	643	HOLMES	47.750
33	57	PASK	47.840
34	34	JERRED	47.968
35	114	HOPKINS	49.041
36	26	MCCLINTOCK	49.325
37	62	POWELL	49.595
38	41	HURN	49.930
39	99	BAKER	50.197
40	97	VINCENT	50.592
41	98	BAKER	51.915
42	45	FLEWITT	51.998
43	77	DUDLEY	53.311
44	17	POTKINS	54.653
45	81	CHALLINOR	1:14.481
46			
47			
48			
49			
50			
51			
52			
53			
54			
55			
56			

SECTOR 2

NO	NAME	TIME
2	MORLEY	23.147
21	NES	23.326
4	HARPHAM	23.491
87	TRITTON	23.532
24	RUSHFORTH	23.627
31	MOSS	23.893
29	HATFIELD	24.217
85	ALLEN	24.478
55	WITHEROW	24.696
35	HEMPSHALL	24.759
18	WAITE	24.790
72	DEWART	24.833
8	GULLIFORD	24.835
15	CLEMSON	24.928
68	EDWARDS	24.964
S1	PLATT	24.998
42	RILEY	25.201
14	BARTON	25.222
44	WALL	25.248
93	WEST	25.257
27	WITHEROW	25.427
50	BUSBY	25.709
107	POWELL	25.866
49	PARR	25.959
59	FLINT	26.011
161	CONNICK	26.015
47	MAILE	26.112
66	FAULKNER	26.182
139	RANDALL	26.377
74	LAWRENCE	26.453
643	HOLMES	26.590
26	MCCLINTOCK	26.747
90	AUSTON	26.799
34	JERRED	27.119
97	VINCENT	27.233
62	POWELL	27.264
114	HOPKINS	27.368
99	BAKER	27.697
41	HURN	27.791
57	PASK	28.187
98	BAKER	28.634
45	FLEWITT	28.762
77	DUDLEY	29.044
17	POTKINS	29.381
91	BENTON	31.516
75	DUDLEY	34.916
81	CHALLINOR	40.419

IDEAL / BEST COMPARISON

			IDEAL	BEST	DIFF
		PERFECT LAP	1:04.656		
1	2	MORLEY	1:04.656	1:04.865	0.209
2	24	RUSHFORTH	1:05.870	1:06.172	0.302
3	21	NES	1:05.890	1:06.047	0.157
4	87	TRITTON	1:06.117	1:06.117	0.000
5	4	HARPHAM	1:06.446	1:06.446	0.000
6	31	MOSS	1:06.574	1:07.187	0.613
7	29	HATFIELD	1:07.205	1:07.205	0.000
8	55	WITHEROW	1:08.950	1:10.280	1.330
9	85	ALLEN	1:09.048	1:09.048	0.000
10	18	WAITE	1:09.124	1:09.765	0.641
11	72	DEWART	1:09.488	1:09.488	0.000
12	S1	PLATT	1:09.514	1:09.536	0.022
13	35	HEMPSHALL	1:09.583	1:09.583	0.000
14	14	BARTON	1:09.609	1:10.818	1.209
15	68	EDWARDS	1:10.092	1:10.455	0.363
16	44	WALL	1:10.178	1:10.695	0.517
17	93	WEST	1:10.291	1:10.537	0.246
18	15	CLEMSON	1:10.563	1:10.962	0.399
19	8	GULLIFORD	1:10.647	1:11.006	0.359
20	27	WITHEROW	1:10.757	1:12.098	1.341
21	42	RILEY	1:10.928	1:12.043	1.115
22	50	BUSBY	1:11.563	1:11.830	0.267
23	107	POWELL	1:12.341	1:13.148	0.807
24	161	CONNICK	1:12.609	1:12.609	0.000
25	59	FLINT	1:12.714	1:12.914	0.200
26	66	FAULKNER	1:12.818	1:13.163	0.345
27	47	MAILE	1:13.078	1:13.139	0.061
28	139	RANDALL	1:13.102	1:13.118	0.016
29	49	PARR	1:13.317	1:13.317	0.000
30	90	AUSTON	1:13.683	1:13.714	0.031
31	74	LAWRENCE	1:13.736	1:13.777	0.041
32	643	HOLMES	1:14.340	1:14.404	0.064
33	34	JERRED	1:15.087	1:15.982	0.895
34	57	PASK	1:16.027		
35	26	MCCLINTOCK	1:16.072	1:16.072	0.000
36	114	HOPKINS	1:16.409	1:16.489	0.080
37	62	POWELL	1:16.859	1:16.859	0.000
38	41	HURN	1:17.721	1:17.721	0.000
39	97	VINCENT	1:17.825	1:18.169	0.344
40	99	BAKER	1:17.894	1:17.894	0.000
41	98	BAKER	1:20.549	1:20.755	0.206
42	45	FLEWITT	1:20.760	1:23.028	2.268
43	77	DUDLEY	1:22.355	1:22.404	0.049
44	17	POTKINS	1:24.034	1:24.034	0.000
45	81	CHALLINOR	1:54.900	1:54.900	0.000
46	75	DUDLEY			
47	101	PLAIN		1:09.553	
48	103	CATTERMOLE		1:12.186	
49	69	KYRITSIS		1:14.182	
50	115	RADFORD		1:16.555	
51	143	READER		1:15.797	
52	144	BLISS		1:09.700	
53	91	BENTON			
54	89	KINSEY		1:07.633	

Weather / Track : Cloudy / Dry

Donington Park National: 1.9790 miles
Date: 01/06/2024 Start: 09:34 Finish: 09:47

Results can be found at www.tsl-timing.com

Printed - 09:56 Saturday, 01 June 2024

BMCRC - MRO Championships 2024 - Rnd 4 @ Donington National

British Superkarts

FREE PRACTICE - STATISTICS

Competitors Started	56
Planned Start	2024-06-01 @ 09:36:00.000
Actual Start	2024-06-01 @ 09:34:59.719
Finish Time	2024-06-01 @ 09:47:04.768
Track Length	1.9790mi.
Total Laps	371
Total Distance Covered	734.2339mi.

Session Fastest Lap History

NO	CL	NAME	LAP TIME	TIME OF DAY	LAP	VEHICLE
21	Div1	**Richard Van De NES**	**1:17.687**	09:37:37.364	1	Anderson/Harvey VM
44	Div1	**Louis WALL**	**1:15.002**	09:37:42.148	1	PVP/PVP
103	F250 N	**Kirk CATTERMOLE**	**1:13.072**	09:38:00.711	1	Raider/CAT TM
87	Div1	**Jack TRITTON**	**1:11.042**	09:38:05.053	2	MS Kart/Harvey VM
24	Div1	**Tom RUSHFORTH**	**1:08.485**	09:38:10.864	2	Spyda/VM
2	Div1	**Liam MORLEY**	**1:07.090**	09:38:19.378	2	Anderson/VM
2	Div1	**Liam MORLEY**	**1:06.101**	09:40:33.063	4	Anderson/VM
21	Div1	**Richard Van De NES**	**1:06.047**	09:44:25.442	7	Anderson/Harvey VM
2	Div1	**Liam MORLEY**	**1:05.138**	09:44:58.558	7	Anderson/VM
2	Div1	**Liam MORLEY**	**1:04.865**	09:46:03.421	8	Anderson/VM

Flag History

TYPE	TIME OF DAY
GREEN	09:34:59.719
FINISH	09:47:04.768

Flag Statistics

TYPE	COUNT	TOTAL LAPS	TOTAL TIME
Green	1	10	15:14.951
Red	0	0	0.000
Safety Car	0	0	0.000
FCY	0	0	0.000

Weather / Track : Cloudy / Dry

Donington Park National: 1.9790 miles
Date: 01/06/2024 Start: 09:34 Finish: 09:47

BMCRC - MRO Championships 2024 - Rnd 4 @ Donington National

British Superkarts

FREE PRACTICE - STATISTICS

CLASS : Div1

26 Starters

Fastest Lap History

NO	NAME	LAP TIME	TIME OF DAY	LAP	VEHICLE
21	**Richard Van De NES**	**1:17.687**	09:37:37.364	1	Anderson/Harvey VM
44	**Louis WALL**	**1:15.002**	09:37:42.148	1	PVP/PVP
87	**Jack TRITTON**	**1:11.042**	09:38:05.053	2	MS Kart/Harvey VM
24	**Tom RUSHFORTH**	**1:08.485**	09:38:10.864	2	Spyda/VM
2	**Liam MORLEY**	**1:07.090**	09:38:19.378	2	Anderson/VM
2	**Liam MORLEY**	**1:06.101**	09:40:33.063	4	Anderson/VM
21	**Richard Van De NES**	**1:06.047**	09:44:25.442	7	Anderson/Harvey VM
2	**Liam MORLEY**	**1:05.138**	09:44:58.558	7	Anderson/VM
2	**Liam MORLEY**	**1:04.865**	09:46:03.421	8	Anderson/VM

Weather / Track : Cloudy / Dry

Donington Park National: 1.9790 miles
Date: 01/06/2024 Start: 09:34 Finish: 09:47

BMCRC - MRO Championships 2024 - Rnd 4 @ Donington National

British Superkarts

FREE PRACTICE - STATISTICS

CLASS : F125 O

8 Starters

Fastest Lap History

NO	NAME	LAP TIME	TIME OF DAY	LAP	VEHICLE
69	**Kosta KYRITSIS**	**1:18.056**	09:37:59.911	1	Anderson AK/ TMR1
643	**Ollie HOLMES**	**1:17.421**	09:38:54.591	2	Anderson AK/TM R1
69	**Kosta KYRITSIS**	**1:17.307**	09:39:17.218	2	Anderson AK/ TMR1
69	**Kosta KYRITSIS**	**1:17.273**	09:40:34.491	3	Anderson AK/ TMR1
643	**Ollie HOLMES**	**1:15.902**	09:41:28.454	4	Anderson AK/TM R1
643	**Ollie HOLMES**	**1:15.128**	09:42:43.582	5	Anderson AK/TM R1
643	**Ollie HOLMES**	**1:14.496**	09:43:58.078	6	Anderson AK/TM R1
643	**Ollie HOLMES**	**1:14.404**	09:45:12.481	7	Anderson AK/TM R1
69	**Kosta KYRITSIS**	**1:14.182**	09:48:09.598	6	Anderson AK/ TMR1

Weather / Track : Cloudy / Dry

Donington Park National: 1.9790 miles
Date: 01/06/2024 Start: 09:34 Finish: 09:47

BMCRC - MRO Championships 2024 - Rnd 4 @ Donington National

British Superkarts

FREE PRACTICE - STATISTICS

CLASS : F250 N

18 Starters

Fastest Lap History

NO	NAME	LAP TIME	TIME OF DAY	LAP	VEHICLE
35	**Sam HEMPSHALL**	**1:17.482**	09:37:47.287	1	Anderson/THR
103	**Kirk CATTERMOLE**	**1:13.072**	09:38:00.711	1	Raider/CAT TM
S1	**Paul PLATT**	**1:11.161**	09:38:27.841	2	PVP/Gas Gas
35	**Sam HEMPSHALL**	**1:11.102**	09:40:10.379	3	Anderson/THR
S1	**Paul PLATT**	**1:09.811**	09:40:49.065	4	PVP/Gas Gas
S1	**Paul PLATT**	**1:09.559**	09:41:58.623	5	PVP/Gas Gas
101	**Lee PLAIN**	**1:09.553**	09:46:33.222	5	Anderson/DEA
S1	**Paul PLATT**	**1:09.536**	09:47:50.255	10	PVP/Gas Gas

Weather / Track : Cloudy / Dry

Donington Park National: 1.9790 miles
Date: 01/06/2024 Start: 09:34 Finish: 09:47

BMCRC - MRO Championships 2024 - Rnd 4 @ Donington National

British Superkarts

FREE PRACTICE - STATISTICS

CLASS : F450 N

4 Starters

Fastest Lap History

NO	NAME	LAP TIME	TIME OF DAY	LAP	VEHICLE
26	**Ronan MCCLINTOCK**	**1:19.383**	09:38:37.338	2	Anderson/KTM
59	**Nick FLINT**	**1:15.954**	09:39:03.981	2	Anderson/KTM
59	**Nick FLINT**	**1:13.485**	09:40:17.469	3	Anderson/KTM
59	**Nick FLINT**	**1:12.914**	09:47:26.440	7	Anderson/KTM

Weather / Track : Cloudy / Dry

Donington Park National: 1.9790 miles
Date: 01/06/2024 Start: 09:34 Finish: 09:47

BMCRC - MRO Championships 2024 - Rnd 4 @ Donington National

British Superkarts

QUALIFYING - CLASSIFICATION

POS	NO	CL	PIC	NAME	ENTRY	TIME	ON	LAPS	GAP	DIFF	MPH
1	2	Div1	1	Liam MORLEY	Anderson/VM	1:03.630	8	9			111.96
2	4	Div1	2	Lee HARPHAM	MS Kart/Harvey VM	1:05.332	8	9	1.702	1.702	109.05
3	87	Div1	3	Jack TRITTON	MS Kart/Harvey VM	1:05.474	7	8	1.844	0.142	108.81
4	31	Div1	4	Sam MOSS	Anderson/VM	1:05.665	7	7	2.035	0.191	108.49
5	24	Div1	5	Tom RUSHFORTH	Spyda/VM	1:05.711	7	8	2.081	0.046	108.42
6	21	Div1	6	Richard Van De NES	Anderson/Harvey VM	1:05.746	7	9	2.116	0.035	108.36
7	42	Div1	7	Tom RILEY	Anderson/VM	1:05.911	7	7	2.281	0.165	108.09
8	89	Div1	8	Carl KINSEY	Anderson/VM	1:06.162	8	8	2.532	0.251	107.68
9	55	Div1	9	Ross WITHEROW	Anderson/PVP	1:06.196	4	4	2.566	0.034	107.62
10	29	Div1	10	Tom HATFIELD	Anderson/VM	1:06.458	8	9	2.828	0.262	107.20
11	68	Div1	11	Mark EDWARDS	Anderson/Harvey VM	1:07.110	8	8	3.480	0.652	106.16
12	85	Div1	12	Ross ALLEN	Jade/IAMI	1:07.361	7	8	3.731	0.251	105.76
13	8	Div1	13	Andy GULLIFORD	Anderson/VM	1:07.754	4	5	4.124	0.393	105.15
14	3	Div1	14	Carl HULME	Anderson/VM	1:07.814	7	8	4.184	0.060	105.06
15	27	Div1	15	Alan WITHEROW	Anderson/PVP	1:07.844	7	7	4.214	0.030	105.01
16	9	Div1	16	Paul Von GERARD	Jade/IAME	1:08.232	8	8	4.602	0.388	104.41
17	15	Div1	17	Luke CLEMSON	Anderson/Redspeed VM	1:08.826	8	9	5.196	0.594	103.51
18	S1	F250 N	1	Paul PLATT	PVP/Gas Gas	1:08.886	8	9	5.256	0.060	103.42
19	18	Div1	18	Andy WAITE	PVP/FPE	1:08.911	4	8	5.281	0.025	103.38
20	44	Div1	19	Louis WALL	PVP/PVP	1:09.071	2	4	5.441	0.160	103.14
21	101	F250 N	2	Lee PLAIN	Anderson/DEA	1:09.104	7	7	5.474	0.033	103.10
22	103	F250 N	3	Kirk CATTERMOLE	Raider/CAT TM	1:09.246	4	4	5.616	0.142	102.88
23	14	Div1	20	Nathan BARTON	Anderson/Barker FPE	1:09.411	3	4	5.781	0.165	102.64
24	57	Div1	21	Mark PASK	MS Kart/VM	1:09.478	7	7	5.848	0.067	102.54
25	72	Div1	22	Richard DEWART	Anderson/VM	1:09.902	3	6	6.272	0.424	101.92
26	144	F250 N	4	Jack BLISS	Raider/Honda	1:10.074	2	2	6.444	0.172	101.67
27	35	F250 N	5	Sam HEMPSHALL	Anderson/THR	1:10.428	1	1	6.798	0.354	101.16
28	93	Div1	23	Johnny WEST	Anderson/VM	1:10.573	8	9	6.943	0.145	100.95
29	50	F250 N	6	John BUSBY	Anderson/DEA	1:11.106	8	8	7.476	0.533	100.19
30	107	F250 N	7	Aaron POWELL	Anderson/Honda	1:11.165	4	7	7.535	0.059	100.11
31	66	Div1	24	John FAULKNER	Anderson/VM	1:11.548	5	8	7.918	0.383	99.57
32	47	F250 N	8	Arran MAILE	Birel/Honda	1:11.822	7	7	8.192	0.274	99.19
33	12	F450 N	1	Kevin RIDLEY	Silverstone/KTM	1:11.838	7	7	8.208	0.016	99.17
34	143	F250 N	9	John READER	Anderson/Honda	1:11.840	7	7	8.210	0.002	99.17
35	49	F250 N	10	Michael PARR	Anderson/Vipert SK250	1:12.305	4	6	8.675	0.465	98.53
36	74	Div1	25	Will LAWRENCE	Anderson/FPE	1:12.399	7	7	8.769	0.094	98.40
37	91	Div1	26	George BENTON	Anderson/Barker FPE	1:12.917	4	6	9.287	0.518	97.70
38	139	F250 N	11	Rob RANDALL	Jade/Honda	1:13.231	4	4	9.601	0.314	97.28
39	161	F250 N	12	Richard CONNICK	Jade/Honda	1:13.500	7	7	9.870	0.269	96.93
40	643	F125 O	1	Ollie HOLMES	Anderson AK/TM R1	1:13.736	6	8	10.106	0.236	96.62
41	90	F250 N	13	Rob AUSTON	Anderson/Viper	1:14.013	5	8	10.383	0.277	96.26
42	69	F125 O	2	Kosta KYRITSIS	Anderson AK/ TMR1	1:14.135	6	8	10.505	0.122	96.10
43	115	F250 N	14	Mark RADFORD	Raider/KTM SX250	1:14.351	7	7	10.721	0.216	95.82
44	59	F450 N	2	Nick FLINT	Anderson/KTM	1:15.184	2	7	11.554	0.833	94.76
45	26	F450 N	3	Ronan MCCLINTOCK	Anderson/KTM	1:15.231	6	7	11.601	0.047	94.70
46	114	F125 O	3	Carl HOPKINS	Anderson AK/TM R1	1:15.512	6	7	11.882	0.281	94.35
47	34	F250 N	15	Daniel JERRED	Anderson/Honda	1:16.306	3	5	12.676	0.794	93.36
48	97	F125 O	4	Toby VINCENT	Anderson/TM	1:16.882	7	7	13.252	0.576	92.66
49	41	F125 O	5	Fletcher HURN	Spyda/TM	1:16.945	8	8	13.315	0.063	92.59
50	62	Div1	27	Andy POWELL	PVP/FPE	1:18.090	2	5	14.460	1.145	91.23
51	99	F125 O	6	Aston BAKER	Anderson/TM	1:19.256	7	7	15.626	1.166	89.89
52	45	F450 N	4	Alan FLEWITT	Anderson/KTM	1:20.003	4	5	16.373	0.747	89.05
53	98	F125 O	7	Marty BAKER	Anderson/TM	1:20.268	3	7	16.638	0.265	88.76
54	76	F250 N	16	Alex DUDLEY	PVP/TM	1:20.341	7	7	16.711	0.073	88.68
55	77	F450 N	5	Terence DUDLEY	Anderson/KTM	1:20.780	4	6	17.150	0.439	88.19
56	17	F125 O	8	Gary POTKINS	Anderson/TM	1:21.265	7	7	17.635	0.485	87.67
57	81	F250 N	17	Ian CHALLINOR	F1/Rotax 257	1:35.925	3	3	32.295	14.660	74.27

Weather / Track : Cloudy / Dry

These results are provisional until the conclusion of any judicial and technical matters.

Date: 01/06/2024 Start: 12:11 Finish: 12:25

Donington Park National: 1.9790 miles

Clerk Of Course:	Stewards:	Timekeeper:	
Gordon Cuthill		Craig Smith	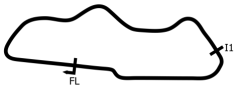

Results can be found at www.tsl-timing.com

Printed - 12:27 Saturday, 01 June 2024

BMCRC - MRO Championships 2024 - Rnd 4 @ Donington National

British Superkarts

QUALIFYING - SECTOR ANALYSIS

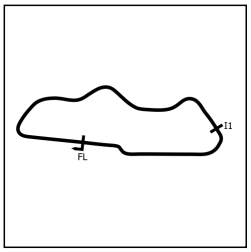

SECTOR 1 = FL to I1, SECTOR 2 = I1 to FL, DIFF = Difference To Personal Best Lap, P = Crossed Finish Line in Pit Lane, D = Time Disallowed

P1 2 Div1 Liam MORLEY Anderson/VM

IDEAL LAP TIME : 1:03.630 BEST LAP TIME : 1:03.630 DIFFERENCE : 0.000

LAP	SECTOR 1	SECTOR 2	LAP TIME	MPH	DIFF	TIME OF DAY
1 -	OUTLAP	25.605	1:39.179	71.83	35.549	12:13:46.310
2 -	45.139	23.908	1:09.047	103.18	5.417	12:14:55.357
3 -	41.742	23.308	1:05.050 (3)	109.52	1.420	12:16:00.407
4 -	41.905	26.877	1:08.782	103.58	5.152	12:17:09.189
5 -	41.627	23.953	1:05.580	108.64	1.950	12:18:14.769
6 -	OUTLAP	24.178	4:16.390	27.78	3:12.760	12:22:31.159
7 -	41.163	23.096	1:04.259 (2)	110.87	0.629	12:23:35.418
8 -	***40.690***	***22.940***	***1:03.630 (1)***	***111.96***		***12:24:39.048***
9 -	41.960	IN PIT	1:09.850 P	101.99	6.220	12:25:48.898

P2 4 Div1 Lee HARPHAM MS Kart/Harvey VM

IDEAL LAP TIME : 1:05.036 BEST LAP TIME : 1:05.332 DIFFERENCE : 0.296

LAP	SECTOR 1	SECTOR 2	LAP TIME	MPH	DIFF	TIME OF DAY
1 -	OUTLAP	25.563	1:37.843	72.81	32.511	12:14:02.202
2 -	45.483	24.290	1:09.773	102.11	4.441	12:15:11.975
3 -	45.477	23.197	1:08.674	103.74	3.342	12:16:20.649
4 -	44.536	24.345	1:08.881	103.43	3.549	12:17:29.530
5 -	43.472	23.069	1:06.541	107.07	1.209	12:18:36.071
6 -	OUTLAP	23.602	3:45.250	31.62	2:39.918	12:22:21.321
7 -	42.692	***23.025***	1:05.717 (2)	108.41	0.385	12:23:27.038
8 -	***42.011***	23.321	***1:05.332 (1)***	***109.05***		***12:24:32.370***
9 -	42.021	23.815	1:05.836 (3)	108.21	0.504	12:25:38.206

P3 87 Div1 Jack TRITTON MS Kart/Harvey VM

IDEAL LAP TIME : 1:05.018 BEST LAP TIME : 1:05.474 DIFFERENCE : 0.456

LAP	SECTOR 1	SECTOR 2	LAP TIME	MPH	DIFF	TIME OF DAY
1 -	OUTLAP	26.436	1:41.229	70.38	35.755	12:14:12.947
2 -	45.706	24.826	1:10.532	101.01	5.058	12:15:23.479
3 -	42.411	24.110	1:06.521	107.10	1.047	12:16:30.000
4 -	42.735	24.385	1:07.120	106.14	1.646	12:17:37.120
5 -	OUTLAP	24.538	5:11.811	22.84	4:06.337	12:22:48.931
6 -	42.350	23.443	1:05.793 (2)	108.28	0.319	12:23:54.724
7 -	***41.836***	23.638	***1:05.474 (1)***	***108.81***		***12:25:00.198***
8 -	42.625	***23.182***	1:05.807 (3)	108.26	0.333	12:26:06.005

P4 31 Div1 Sam MOSS Anderson/VM

IDEAL LAP TIME : 1:05.249 BEST LAP TIME : 1:05.665 DIFFERENCE : 0.416

LAP	SECTOR 1	SECTOR 2	LAP TIME	MPH	DIFF	TIME OF DAY
1 -	46.589	24.312	1:10.901	100.48	5.236	12:14:36.670
2 -	42.389	23.760	1:06.149 (3)	107.70	0.484	12:15:42.819
3 -	43.986	23.544	1:07.530	105.50	1.865	12:16:50.349
4 -	***42.013***	23.782	1:05.795 (2)	108.28	0.130	12:17:56.144
5 -	OUTLAP	23.991	5:28.794	21.66	4:23.129	12:23:24.938
6 -	42.474	24.077	1:06.551	107.05	0.886	12:24:31.489
7 -	42.429	***23.236***	***1:05.665 (1)***	***108.49***		***12:25:37.154***

P5 24 Div1 Tom RUSHFORTH Spyda/VM

IDEAL LAP TIME : 1:05.477 BEST LAP TIME : 1:05.711 DIFFERENCE : 0.234

LAP	SECTOR 1	SECTOR 2	LAP TIME	MPH	DIFF	TIME OF DAY
1 -	OUTLAP	25.558	1:37.877	72.79	32.166	12:14:08.443
2 -	44.498	23.959	1:08.457	104.07	2.746	12:15:16.900
3 -	43.820	24.066	1:07.886	104.95	2.175	12:16:24.786
4 -	42.518	23.405	1:05.923 (2)	108.07	0.212	12:17:30.709
5 -	43.605	23.938	1:07.543 (3)	105.48	1.832	12:18:38.252
6 -	OUTLAP	***23.392***	3:37.604	32.74	2:31.893	12:22:15.856
7 -	***42.085***	23.626	***1:05.711 (1)***	***108.42***		***12:23:21.567***
8 -	44.171	IN PIT	1:09.487 P	102.53	3.776	12:24:31.054

Weather / Track : Cloudy / Dry

Donington Park National: 1.9790 miles
Date: 01/06/2024 Start: 12:11 Finish: 12:25

BMCRC - MRO Championships 2024 - Rnd 4 @ Donington National

British Superkarts

QUALIFYING - SECTOR ANALYSIS

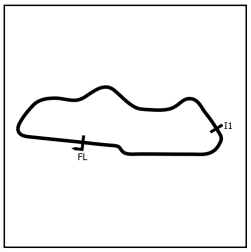

SECTOR 1 = FL to I1, SECTOR 2 = I1 to FL, DIFF = Difference To Personal Best Lap, P = Crossed Finish Line in Pit Lane, D = Time Disallowed

P6 21 Div1 Richard Van De NES Anderson/Harvey VM

IDEAL LAP TIME : 1:05.746 BEST LAP TIME : 1:05.746 DIFFERENCE : 0.000

LAP	SECTOR 1	SECTOR 2	LAP TIME	MPH	DIFF	TIME OF DAY
1 -	OUTLAP	26.006	1:40.660	70.77	34.914	12:13:52.525
2 -	44.939	25.104	1:10.043	101.71	4.297	12:15:02.568
3 -	45.723	23.688	1:09.411	102.64	3.665	12:16:11.979
4 -	42.570	23.575	1:06.145 (3)	107.71	0.399	12:17:18.124
5 -	43.018	23.647	1:06.665	106.87	0.919	12:18:24.789
6 -	OUTLAP	23.939	4:05.754	28.99	3:00.008	12:22:30.543
7 -	***42.428***	***23.318***	***1:05.746 (1)***	***108.36***		***12:23:36.289***
8 -	42.458	23.415	1:05.873 (2)	108.15	0.127	12:24:42.162
9 -	44.014	23.495	1:07.509	105.53	1.763	12:25:49.671

P7 42 Div1 Tom RILEY Anderson/VM

IDEAL LAP TIME : 1:05.910 BEST LAP TIME : 1:05.911 DIFFERENCE : 0.001

LAP	SECTOR 1	SECTOR 2	LAP TIME	MPH	DIFF	TIME OF DAY
1 -	OUTLAP	25.839	1:40.259	71.06	34.348	12:14:13.623
2 -	45.593	24.911	1:10.504	101.05	4.593	12:15:24.127
3 -	43.434	24.814	1:08.248 (3)	104.39	2.337	12:16:32.375
4 -	46.466	24.611	1:11.077	100.23	5.166	12:17:43.452
5 -	OUTLAP	24.363	5:12.764	22.77	4:06.853	12:22:56.216
6 -	42.468	***23.757***	1:06.225 (2)	107.58	0.314	12:24:02.441
7 -	***42.153***	23.758	***1:05.911 (1)***	***108.09***		***12:25:08.352***

P8 89 Div1 Carl KINSEY Anderson/VM

IDEAL LAP TIME : 1:06.162 BEST LAP TIME : 1:06.162 DIFFERENCE : 0.000

LAP	SECTOR 1	SECTOR 2	LAP TIME	MPH	DIFF	TIME OF DAY
1 -	OUTLAP	26.664	1:42.130	69.76	35.968	12:14:14.700
2 -	44.981	24.920	1:09.901	101.92	3.739	12:15:24.601
3 -	43.270	25.179	1:08.449	104.08	2.287	12:16:33.050
4 -	44.006	24.575	1:08.581	103.88	2.419	12:17:41.631
5 -	OUTLAP	25.749	4:56.546	24.02	3:50.384	12:22:38.177
6 -	42.937	24.384	1:07.321 (2)	105.83	1.159	12:23:45.498
7 -	43.755	24.597	1:08.352 (3)	104.23	2.190	12:24:53.850
8 -	***42.396***	***23.766***	***1:06.162 (1)***	***107.68***		***12:26:00.012***

P9 55 Div1 Ross WITHEROW Anderson/PVP

IDEAL LAP TIME : 1:06.196 BEST LAP TIME : 1:06.196 DIFFERENCE : 0.000

LAP	SECTOR 1	SECTOR 2	LAP TIME	MPH	DIFF	TIME OF DAY
1 -	44.492	24.667	1:09.159	103.01	2.963	12:14:37.403
2 -	44.313	23.593	1:07.906 (2)	104.91	1.710	12:15:45.309
3 -	42.905	25.362	1:08.267 (3)	104.36	2.071	12:16:53.576
4 -	***42.650***	***23.546***	***1:06.196 (1)***	***107.62***		***12:17:59.772***

P10 29 Div1 Tom HATFIELD Anderson/VM

IDEAL LAP TIME : 1:06.100 BEST LAP TIME : 1:06.458 DIFFERENCE : 0.358

LAP	SECTOR 1	SECTOR 2	LAP TIME	MPH	DIFF	TIME OF DAY
1 -	OUTLAP	26.133	1:39.439	71.64	32.981	12:13:47.861
2 -	46.935	24.681	1:11.616	99.48	5.158	12:14:59.477
3 -	44.283	24.178	1:08.461	104.06	2.003	12:16:07.938
4 -	42.653	24.398	1:07.051 (2)	106.25	0.593	12:17:14.989
5 -	43.543	24.138	1:07.681	105.26	1.223	12:18:22.670
6 -	OUTLAP	24.848	4:29.127	26.47	3:22.669	12:22:51.797
7 -	43.500	***23.570***	1:07.070 (3)	106.22	0.612	12:23:58.867
8 -	***42.530***	23.928	***1:06.458 (1)***	***107.20***		***12:25:05.325***
9 -	43.369	IN PIT	1:10.853 P	100.55	4.395	12:26:16.178

Weather / Track : Cloudy / Dry

Donington Park National: 1.9790 miles
Date: 01/06/2024 Start: 12:11 Finish: 12:25

BMCRC - MRO Championships 2024 - Rnd 4 @ Donington National

British Superkarts

QUALIFYING - SECTOR ANALYSIS

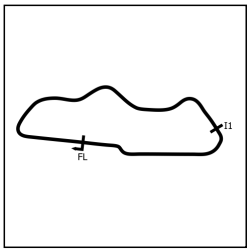

SECTOR 1 = FL to I1, SECTOR 2 = I1 to FL, DIFF = Difference To Personal Best Lap, P = Crossed Finish Line in Pit Lane, D = Time Disallowed

P11 68 Div1 Mark EDWARDS Anderson/Harvey VM

IDEAL LAP TIME : 1:07.034 BEST LAP TIME : 1:07.110 DIFFERENCE : 0.076

LAP	SECTOR 1	SECTOR 2	LAP TIME		MPH	DIFF	TIME OF DAY
1 -	OUTLAP	27.768	1:44.511		68.17	37.401	12:14:14.232
2 -	46.377	25.227	1:11.604		99.50	4.494	12:15:25.836
3 -	44.292	25.107	1:09.399		102.66	2.289	12:16:35.235
4 -	45.972	24.298	1:10.270		101.38	3.160	12:17:45.505
5 -	OUTLAP	24.735	4:59.351		23.80	3:52.241	12:22:44.856
6 -	44.285	***23.765***	1:08.050	**(2)**	104.69	0.940	12:23:52.906
7 -	43.497	24.960	1:08.457	**(3)**	104.07	1.347	12:25:01.363
8 -	***43.269***	23.841	***1:07.110***	**(1)**	***106.16***		***12:26:08.473***

P12 85 Div1 Ross ALLEN Jade/IAMI

IDEAL LAP TIME : 1:07.299 BEST LAP TIME : 1:07.361 DIFFERENCE : 0.062

LAP	SECTOR 1	SECTOR 2	LAP TIME		MPH	DIFF	TIME OF DAY
1 -	46.021	24.724	1:10.745		100.70	3.384	12:14:21.368
2 -	44.819	24.329	1:09.148		103.03	1.787	12:15:30.516
3 -	44.075	24.839	1:08.914		103.38	1.553	12:16:39.430
4 -	43.605	24.801	1:08.406		104.15	1.045	12:17:47.836
5 -	OUTLAP	24.926	5:02.358		23.56	3:54.997	12:22:50.194
6 -	43.499	***23.994***	1:07.493	**(2)**	105.56	0.132	12:23:57.687
7 -	***43.305***	24.056	***1:07.361***	**(1)**	***105.76***		***12:25:05.048***
8 -	43.392	24.110	1:07.502	**(3)**	105.54	0.141	12:26:12.550

P13 8 Div1 Andy GULLIFORD Anderson/VM

IDEAL LAP TIME : 1:07.754 BEST LAP TIME : 1:07.754 DIFFERENCE : 0.000

LAP	SECTOR 1	SECTOR 2	LAP TIME		MPH	DIFF	TIME OF DAY
1 -	OUTLAP	27.010	1:40.842		70.65	33.088	12:13:43.037
2 -	48.663	26.232	1:14.895		95.12	7.141	12:14:57.932
3 -	44.349	24.565	1:08.914	**(2)**	103.38	1.160	12:16:06.846
4 -	***43.463***	***24.291***	***1:07.754***	**(1)**	***105.15***		***12:17:14.600***
5 -	45.489	24.677	1:10.166	**(3)**	101.53	2.412	12:18:24.766

P14 3 Div1 Carl HULME Anderson/VM

IDEAL LAP TIME : 1:07.529 BEST LAP TIME : 1:07.814 DIFFERENCE : 0.285

LAP	SECTOR 1	SECTOR 2	LAP TIME		MPH	DIFF	TIME OF DAY
1 -	45.954	24.629	1:10.583		100.93	2.769	12:14:17.736
2 -	44.246	24.639	1:08.885		103.42	1.071	12:15:26.621
3 -	44.346	24.795	1:09.141		103.04	1.327	12:16:35.762
4 -	46.733	24.985	1:11.718		99.34	3.904	12:17:47.480
5 -	OUTLAP	28.047	4:35.936		25.81	3:28.122	12:22:23.416
6 -	44.397	***24.164***	1:08.561	**(3)**	103.91	0.747	12:23:31.977
7 -	***43.365***	24.449	***1:07.814***	**(1)**	***105.06***		***12:24:39.791***
8 -	44.307	24.248	1:08.555	**(2)**	103.92	0.741	12:25:48.346

P15 27 Div1 Alan WITHEROW Anderson/PVP

IDEAL LAP TIME : 1:07.668 BEST LAP TIME : 1:07.844 DIFFERENCE : 0.176

LAP	SECTOR 1	SECTOR 2	LAP TIME		MPH	DIFF	TIME OF DAY
1 -	45.785	24.590	1:10.375		101.23	2.531	12:14:22.114
2 -	44.787	24.648	1:09.435		102.60	1.591	12:15:31.549
3 -	43.805	***24.280***	1:08.085		104.64	0.241	12:16:39.634
4 -	43.735	24.310	1:08.045	**(3)**	104.70	0.201	12:17:47.679
5 -	OUTLAP	24.930	5:42.009		20.83	4:34.165	12:23:29.688
6 -	43.572	24.395	1:07.967	**(2)**	104.82	0.123	12:24:37.655
7 -	***43.388***	24.456	***1:07.844***	**(1)**	***105.01***		***12:25:45.499***

Weather / Track : Cloudy / Dry

Donington Park National: 1.9790 miles
Date: 01/06/2024 Start: 12:11 Finish: 12:25

BMCRC - MRO Championships 2024 - Rnd 4 @ Donington National

British Superkarts

QUALIFYING - SECTOR ANALYSIS

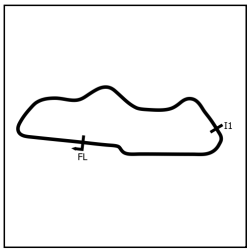

SECTOR 1 = FL to I1, SECTOR 2 = I1 to FL, DIFF = Difference To Personal Best Lap, P = Crossed Finish Line in Pit Lane, D = Time Disallowed

P16 9 Div1 Paul Von GERARD — Jade/IAME

IDEAL LAP TIME : 1:08.232 BEST LAP TIME : 1:08.232 DIFFERENCE : 0.000

LAP	SECTOR 1	SECTOR 2	LAP TIME		MPH	DIFF	TIME OF DAY
1 -	OUTLAP	28.207	1:42.045		69.81	33.813	12:13:38.190
2 -	47.227	25.217	1:12.444		98.34	4.212	12:14:50.634
3 -	45.065	24.729	1:09.794	(3)	102.08	1.562	12:16:00.428
4 -	44.372	25.494	1:09.866		101.97	1.634	12:17:10.294
5 -	47.077	24.960	1:12.037		98.90	3.805	12:18:22.331
6 -	OUTLAP	24.744	5:20.062		22.26	4:11.830	12:23:42.393
7 -	43.769	24.665	1:08.434	(2)	104.10	0.202	12:24:50.827
8 -	***43.767***	***24.465***	***1:08.232***	**(1)**	***104.41***		***12:25:59.059***

P17 15 Div1 Luke CLEMSON — Anderson/Redspeed VM

IDEAL LAP TIME : 1:08.643 BEST LAP TIME : 1:08.826 DIFFERENCE : 0.183

LAP	SECTOR 1	SECTOR 2	LAP TIME		MPH	DIFF	TIME OF DAY
1 -	OUTLAP	27.612	1:37.414		73.13	28.588	12:13:59.474
2 -	46.842	25.026	1:11.868		99.13	3.042	12:15:11.342
3 -	45.466	24.821	1:10.287		101.36	1.461	12:16:21.629
4 -	45.984	24.779	1:10.763		100.68	1.937	12:17:32.392
5 -	44.731	24.451	1:09.182	(3)	102.98	0.356	12:18:41.574
6 -	OUTLAP	25.164	3:58.028		29.93	2:49.202	12:22:39.602
7 -	44.910	24.813	1:09.723		102.18	0.897	12:23:49.325
8 -	***44.438***	24.388	***1:08.826***	**(1)**	***103.51***		***12:24:58.151***
9 -	44.930	***24.205***	1:09.135	(2)	103.05	0.309	12:26:07.286

P18 S1 F250 N Paul PLATT — PVP/Gas Gas

IDEAL LAP TIME : 1:08.825 BEST LAP TIME : 1:08.886 DIFFERENCE : 0.061

LAP	SECTOR 1	SECTOR 2	LAP TIME		MPH	DIFF	TIME OF DAY
1 -	OUTLAP	28.105	1:37.534		73.04	28.648	12:13:38.400
2 -	46.117	24.965	1:11.082		100.23	2.196	12:14:49.482
3 -	45.513	24.635	1:10.148		101.56	1.262	12:15:59.630
4 -	44.681	25.491	1:10.172		101.53	1.286	12:17:09.802
5 -	47.235	IN PIT	1:14.338	**P**	95.84	5.452	12:18:24.140
6 -	OUTLAP	26.123	4:17.275		27.69	3:08.389	12:22:41.415
7 -	45.332	24.635	1:09.967	(3)	101.82	1.081	12:23:51.382
8 -	***44.311***	24.575	***1:08.886***	**(1)**	***103.42***		***12:25:00.268***
9 -	45.214	***24.514***	1:09.728	(2)	102.17	0.842	12:26:09.996

P19 18 Div1 Andy WAITE — PVP/FPE

IDEAL LAP TIME : 1:08.911 BEST LAP TIME : 1:08.911 DIFFERENCE : 0.000

LAP	SECTOR 1	SECTOR 2	LAP TIME		MPH	DIFF	TIME OF DAY
1 -	OUTLAP	27.716	1:40.222		71.08	31.311	12:13:46.388
2 -	49.288	25.468	1:14.756		95.30	5.845	12:15:01.144
3 -	46.733	25.028	1:11.761		99.28	2.850	12:16:12.905
4 -	***44.130***	***24.781***	***1:08.911***	**(1)**	***103.38***		***12:17:21.816***
5 -	45.320	24.840	1:10.160	(2)	101.54	1.249	12:18:31.976
6 -	OUTLAP	25.467	4:33.315		26.06	3:24.404	12:23:05.291
7 -	45.502	25.390	1:10.892	(3)	100.49	1.981	12:24:16.183
8 -	44.257	27.488	1:11.745		99.30	2.834	12:25:27.928

P20 44 Div1 Louis WALL — PVP/PVP

IDEAL LAP TIME : 1:08.978 BEST LAP TIME : 1:09.071 DIFFERENCE : 0.093

LAP	SECTOR 1	SECTOR 2	LAP TIME		MPH	DIFF	TIME OF DAY
1 -	46.228	24.733	1:10.961	(3)	100.40	1.890	12:14:21.838
2 -	***44.682***	24.389	***1:09.071***	**(1)**	***103.14***		***12:15:30.909***
3 -	45.091	***24.296***	1:09.387	(2)	102.67	0.316	12:16:40.296
4 -	44.993	IN PIT	1:15.570	**P**	94.27	6.499	12:17:55.866

BMCRC - MRO Championships 2024 - Rnd 4 @ Donington National

British Superkarts

QUALIFYING - SECTOR ANALYSIS

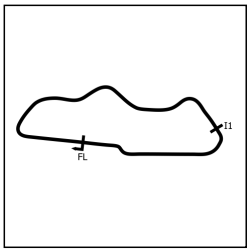

SECTOR 1 = FL to I1, SECTOR 2 = I1 to FL, DIFF = Difference To Personal Best Lap, P = Crossed Finish Line in Pit Lane, D = Time Disallowed

P21 101 F250 N Lee PLAIN Anderson/DEA

IDEAL LAP TIME : 1:08.651 BEST LAP TIME : 1:09.104 DIFFERENCE : 0.453

LAP	SECTOR 1	SECTOR 2	LAP TIME	MPH	DIFF	TIME OF DAY
1 -	49.372	25.824	1:15.196	94.74	6.092	12:14:36.600
2 -	45.973	24.709	1:10.682	100.79	1.578	12:15:47.282
3 -	45.922	25.513	1:11.435	99.73	2.331	12:16:58.717
4 -	45.841	***24.706***	1:10.547 **(3)**	100.99	1.443	12:18:09.264
5 -	OUTLAP	27.227	4:57.749	23.92	3:48.645	12:23:07.013
6 -	45.145	24.951	1:10.096 **(2)**	101.64	0.992	12:24:17.109
7 -	***43.945***	25.159	***1:09.104*** **(1)**	***103.10***		***12:25:26.213***

P22 103 F250 N Kirk CATTERMOLE Raider/CAT TM

IDEAL LAP TIME : 1:09.194 BEST LAP TIME : 1:09.246 DIFFERENCE : 0.052

LAP	SECTOR 1	SECTOR 2	LAP TIME	MPH	DIFF	TIME OF DAY
1 -	46.710	25.111	1:11.821	99.19	2.575	12:14:23.331
2 -	44.721	25.085	1:09.806 **(2)**	102.06	0.560	12:15:33.137
3 -	45.450	***24.664***	1:10.114 **(3)**	101.61	0.868	12:16:43.251
4 -	***44.530***	24.716	***1:09.246*** **(1)**	***102.88***		***12:17:52.497***

P23 14 Div1 Nathan BARTON Anderson/Barker FPE

IDEAL LAP TIME : 1:09.251 BEST LAP TIME : 1:09.411 DIFFERENCE : 0.160

LAP	SECTOR 1	SECTOR 2	LAP TIME	MPH	DIFF	TIME OF DAY
1 -	48.274	24.778	1:13.052	97.52	3.641	12:14:38.310
2 -	46.227	***24.491***	1:10.718 **(3)**	100.74	1.307	12:15:49.028
3 -	***44.760***	24.651	***1:09.411*** **(1)**	***102.64***		***12:16:58.439***
4 -	45.783	24.619	1:10.402 **(2)**	101.19	0.991	12:18:08.841

P24 57 Div1 Mark PASK MS Kart/VM

IDEAL LAP TIME : 1:09.478 BEST LAP TIME : 1:09.478 DIFFERENCE : 0.000

LAP	SECTOR 1	SECTOR 2	LAP TIME	MPH	DIFF	TIME OF DAY
1 -	OUTLAP	29.837	1:53.108	62.98	43.630	12:14:34.788
2 -	51.396	26.049	1:17.445	91.99	7.967	12:15:52.233
3 -	47.518	25.851	1:13.369	97.10	3.891	12:17:05.602
4 -	45.550	25.494	1:11.044 **(2)**	100.28	1.566	12:18:16.646
5 -	OUTLAP	25.926	5:02.221	23.57	3:52.743	12:23:18.867
6 -	47.500	25.377	1:12.877 **(3)**	97.76	3.399	12:24:31.744
7 -	***45.032***	***24.446***	***1:09.478*** **(1)**	***102.54***		***12:25:41.222***

P25 72 Div1 Richard DEWART Anderson/VM

IDEAL LAP TIME : 1:09.532 BEST LAP TIME : 1:09.902 DIFFERENCE : 0.370

LAP	SECTOR 1	SECTOR 2	LAP TIME	MPH	DIFF	TIME OF DAY
1 -	47.203	25.497	1:12.700	98.00	2.798	12:14:26.281
2 -	45.846	25.087	1:10.933 **(3)**	100.44	1.031	12:15:37.214
3 -	44.850	***25.052***	***1:09.902*** **(1)**	***101.92***		***12:16:47.116***
4 -	***44.480***	25.843	1:10.323 **(2)**	101.31	0.421	12:17:57.439
5 -	OUTLAP	29.615	4:59.775	23.76	3:49.873	12:22:57.214
6 -	55.208	IN PIT	1:29.462 **P**	79.63	19.560	12:24:26.676

P26 144 F250 N Jack BLISS Raider/Honda

IDEAL LAP TIME : 1:10.074 BEST LAP TIME : 1:10.074 DIFFERENCE : 0.000

LAP	SECTOR 1	SECTOR 2	LAP TIME	MPH	DIFF	TIME OF DAY
1 -	OUTLAP	25.945	1:36.884	73.53	26.810	12:14:03.743
2 -	***44.975***	***25.099***	***1:10.074*** **(1)**	***101.67***		***12:15:13.817***

BMCRC - MRO Championships 2024 - Rnd 4 @ Donington National

British Superkarts

QUALIFYING - SECTOR ANALYSIS

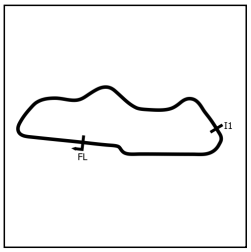

SECTOR 1 = FL to I1, SECTOR 2 = I1 to FL, DIFF = Difference To Personal Best Lap, P = Crossed Finish Line in Pit Lane, D = Time Disallowed

P27 35 F250 N Sam HEMPSHALL Anderson/THR

IDEAL LAP TIME : 1:10.428 BEST LAP TIME : 1:10.428 DIFFERENCE : 0.000

LAP	SECTOR 1	SECTOR 2	LAP TIME		MPH	DIFF	TIME OF DAY
1 -	***45.322***	***25.106***	***1:10.428***	**(1)**	***101.16***		***12:14:18.868***

P28 93 Div1 Johnny WEST Anderson/VM

IDEAL LAP TIME : 1:10.461 BEST LAP TIME : 1:10.573 DIFFERENCE : 0.112

LAP	SECTOR 1	SECTOR 2	LAP TIME		MPH	DIFF	TIME OF DAY
1 -	OUTLAP	27.059	1:40.788		70.68	30.215	12:13:45.367
2 -	50.135	***25.490***	1:15.625		94.21	5.052	12:15:00.992
3 -	48.913	26.792	1:15.705		94.11	5.132	12:16:16.697
4 -	46.347	25.765	1:12.112		98.79	1.539	12:17:28.809
5 -	45.771	25.685	1:11.456	**(2)**	99.70	0.883	12:18:40.265
6 -	OUTLAP	26.119	3:52.007		30.70	2:41.434	12:22:32.272
7 -	46.140	25.809	1:11.949	**(3)**	99.02	1.376	12:23:44.221
8 -	***44.971***	25.602	***1:10.573***	**(1)**	***100.95***		***12:24:54.794***
9 -	53.105	IN PIT	1:29.373	**P**	79.71	18.800	12:26:24.167

P29 50 F250 N John BUSBY Anderson/DEA

IDEAL LAP TIME : 1:11.106 BEST LAP TIME : 1:11.106 DIFFERENCE : 0.000

LAP	SECTOR 1	SECTOR 2	LAP TIME		MPH	DIFF	TIME OF DAY
1 -	OUTLAP	27.475	1:39.907		71.31	28.801	12:13:58.525
2 -	47.406	25.966	1:13.372		97.10	2.266	12:15:11.897
3 -	47.087	25.548	1:12.635		98.08	1.529	12:16:24.532
4 -	46.223	26.447	1:12.670		98.04	1.564	12:17:37.202
5 -	OUTLAP	25.856	4:45.614		24.94	3:34.508	12:22:22.816
6 -	46.370	25.881	1:12.251	**(3)**	98.60	1.145	12:23:35.067
7 -	46.466	25.532	1:11.998	**(2)**	98.95	0.892	12:24:47.065
8 -	***45.640***	***25.466***	***1:11.106***	**(1)**	***100.19***		***12:25:58.171***

P30 107 F250 N Aaron POWELL Anderson/Honda

IDEAL LAP TIME : 1:11.041 BEST LAP TIME : 1:11.165 DIFFERENCE : 0.124

LAP	SECTOR 1	SECTOR 2	LAP TIME		MPH	DIFF	TIME OF DAY
1 -	47.597	26.575	1:14.172		96.05	3.007	12:14:18.514
2 -	46.261	25.826	1:12.087	**(2)**	98.83	0.922	12:15:30.601
3 -	48.297	25.459	1:13.756		96.59	2.591	12:16:44.357
4 -	***45.726***	25.439	***1:11.165***	**(1)**	***100.11***		***12:17:55.522***
5 -	OUTLAP	25.656	5:14.527		22.65	4:03.362	12:23:10.049
6 -	47.437	27.386	1:14.823		95.21	3.658	12:24:24.872
7 -	48.229	***25.315***	1:13.544	**(3)**	96.87	2.379	12:25:38.416

P31 66 Div1 John FAULKNER Anderson/VM

IDEAL LAP TIME : 1:11.548 BEST LAP TIME : 1:11.548 DIFFERENCE : 0.000

LAP	SECTOR 1	SECTOR 2	LAP TIME		MPH	DIFF	TIME OF DAY
1 -	OUTLAP	28.208	1:44.839		67.95	33.291	12:13:44.484
2 -	52.452	26.135	1:18.587		90.65	7.039	12:15:03.071
3 -	47.404	26.569	1:13.973		96.31	2.425	12:16:17.044
4 -	46.456	26.061	1:12.517	**(2)**	98.24	0.969	12:17:29.561
5 -	***46.212***	***25.336***	***1:11.548***	**(1)**	***99.57***		***12:18:41.109***
6 -	OUTLAP	26.844	4:28.142		26.57	3:16.594	12:23:09.251
7 -	48.096	26.177	1:14.273		95.92	2.725	12:24:23.524
8 -	47.091	25.590	1:12.681	**(3)**	98.02	1.133	12:25:36.205

BMCRC - MRO Championships 2024 - Rnd 4 @ Donington National

British Superkarts

QUALIFYING - SECTOR ANALYSIS

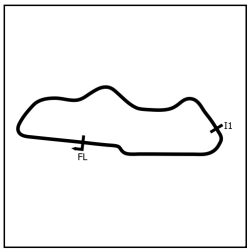

SECTOR 1 = FL to I1, SECTOR 2 = I1 to FL, DIFF = Difference To Personal Best Lap, P = Crossed Finish Line in Pit Lane, D = Time Disallowed

P32 47 F250 N Arran MAILE — Birel/Honda

IDEAL LAP TIME : 1:11.822 BEST LAP TIME : 1:11.822 DIFFERENCE : 0.000

LAP	SECTOR 1	SECTOR 2	LAP TIME	MPH	DIFF	TIME OF DAY
1 -	OUTLAP	27.352	1:43.437	68.87	31.615	12:13:54.072
2 -	48.342	26.561	1:14.903	95.11	3.081	12:15:08.975
3 -	49.676	26.323	1:15.999	93.74	4.177	12:16:24.974
4 -	47.423	26.702	1:14.125 (3)	96.11	2.303	12:17:39.099
5 -	OUTLAP	26.881	5:45.613	20.61	4:33.791	12:23:24.712
6 -	46.806	26.363	1:13.169 (2)	97.37	1.347	12:24:37.881
7 -	***45.995***	***25.827***	***1:11.822 (1)***	***99.19***		***12:25:49.703***

P33 12 F450 N Kevin RIDLEY — Silverstone/KTM

IDEAL LAP TIME : 1:11.838 BEST LAP TIME : 1:11.838 DIFFERENCE : 0.000

LAP	SECTOR 1	SECTOR 2	LAP TIME	MPH	DIFF	TIME OF DAY
1 -	OUTLAP	33.367	1:51.131	64.11	39.293	12:13:40.427
2 -	57.445	28.828	1:26.273	82.58	14.435	12:15:06.700
3 -	54.706	28.674	1:23.380	85.44	11.542	12:16:30.080
4 -	52.530	26.874	1:19.404 (3)	89.72	7.566	12:17:49.484
5 -	OUTLAP	27.304	5:34.894	21.27	4:23.056	12:23:24.378
6 -	46.997	25.960	1:12.957 (2)	97.65	1.119	12:24:37.335
7 -	***46.254***	***25.584***	***1:11.838 (1)***	***99.17***		***12:25:49.173***

P34 143 F250 N John READER — Anderson/Honda

IDEAL LAP TIME : 1:11.817 BEST LAP TIME : 1:11.840 DIFFERENCE : 0.023

LAP	SECTOR 1	SECTOR 2	LAP TIME	MPH	DIFF	TIME OF DAY
1 -	OUTLAP	28.592	1:41.303	70.33	29.463	12:14:04.731
2 -	49.368	26.139	1:15.507	94.35	3.667	12:15:20.238
3 -	46.882	26.241	1:13.123 (3)	97.43	1.283	12:16:33.361
4 -	48.252	27.045	1:15.297	94.62	3.457	12:17:48.658
5 -	OUTLAP	26.529	5:05.045	23.35	3:53.205	12:22:53.703
6 -	46.455	***25.706***	1:12.161 (2)	98.73	0.321	12:24:05.864
7 -	***46.111***	25.729	***1:11.840 (1)***	***99.17***		***12:25:17.704***

P35 49 F250 N Michael PARR — Anderson/Vipert SK250

IDEAL LAP TIME : 1:12.204 BEST LAP TIME : 1:12.305 DIFFERENCE : 0.101

LAP	SECTOR 1	SECTOR 2	LAP TIME	MPH	DIFF	TIME OF DAY
1 -	OUTLAP	27.712	1:43.530	68.81	31.225	12:14:12.064
2 -	48.342	26.194	1:14.536 (3)	95.58	2.231	12:15:26.600
3 -	46.534	25.921	1:12.455 (2)	98.33	0.150	12:16:39.055
4 -	46.556	***25.749***	***1:12.305 (1)***	***98.53***		***12:17:51.360***
5 -	OUTLAP	27.313	5:07.995	23.13	3:55.690	12:22:59.355
6 -	47.662	IN PIT	1:18.543 P	90.71	6.238	12:24:17.898

P36 74 Div1 Will LAWRENCE — Anderson/FPE

IDEAL LAP TIME : 1:12.255 BEST LAP TIME : 1:12.399 DIFFERENCE : 0.144

LAP	SECTOR 1	SECTOR 2	LAP TIME	MPH	DIFF	TIME OF DAY
1 -	50.259	26.334	1:16.593	93.01	4.194	12:14:42.470
2 -	48.053	26.600	1:14.653	95.43	2.254	12:15:57.123
3 -	48.649	25.906	1:14.555 (3)	95.56	2.156	12:17:11.678
4 -	49.713	25.723	1:15.436	94.44	3.037	12:18:27.114
5 -	OUTLAP	26.647	4:44.760	25.01	3:32.361	12:23:11.874
6 -	***46.783***	26.118	1:12.901 (2)	97.73	0.502	12:24:24.775
7 -	46.927	***25.472***	***1:12.399 (1)***	***98.40***		***12:25:37.174***

BMCRC - MRO Championships 2024 - Rnd 4 @ Donington National

British Superkarts

QUALIFYING - SECTOR ANALYSIS

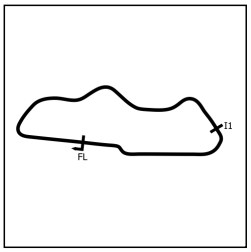

SECTOR 1 = FL to I1, SECTOR 2 = I1 to FL, DIFF = Difference To Personal Best Lap, P = Crossed Finish Line in Pit Lane, D = Time Disallowed

P37 91 Div1 George BENTON Anderson/Barker FPE

IDEAL LAP TIME : 1:11.633 BEST LAP TIME : 1:12.917 DIFFERENCE : 1.284

LAP	SECTOR 1	SECTOR 2	LAP TIME	MPH	DIFF	TIME OF DAY
1 -	OUTLAP	28.460	1:45.566	67.48	32.649	12:13:50.962
2 -	49.133	26.527	1:15.660	94.16	2.743	12:15:06.622
3 -	47.356	***25.565***	1:12.921 **(2)**	97.70	0.004	12:16:19.543
4 -	46.845	26.072	***1:12.917*** **(1)**	***97.70***		***12:17:32.460***
5 -	OUTLAP	28.488	7:07.008	16.68	5:54.091	12:24:39.468
6 -	47.743	26.463	1:14.206 **(3)**	96.01	1.289	12:25:53.674

P38 139 F250 N Rob RANDALL Jade/Honda

IDEAL LAP TIME : 1:13.231 BEST LAP TIME : 1:13.231 DIFFERENCE : 0.000

LAP	SECTOR 1	SECTOR 2	LAP TIME	MPH	DIFF	TIME OF DAY
1 -	OUTLAP	26.979	1:41.387	70.27	28.156	12:14:16.569
2 -	47.522	26.443	1:13.965 **(2)**	96.32	0.734	12:15:30.534
3 -	49.456	26.686	1:16.142 **(3)**	93.57	2.911	12:16:46.676
4 -	***47.263***	***25.968***	***1:13.231*** **(1)**	***97.28***		***12:17:59.907***

P39 161 F250 N Richard CONNICK Jade/Honda

IDEAL LAP TIME : 1:13.500 BEST LAP TIME : 1:13.500 DIFFERENCE : 0.000

LAP	SECTOR 1	SECTOR 2	LAP TIME	MPH	DIFF	TIME OF DAY
1 -	50.024	27.243	1:17.267	92.20	3.767	12:14:28.711
2 -	48.967	27.720	1:16.687	92.90	3.187	12:15:45.398
3 -	48.721	27.998	1:16.719	92.86	3.219	12:17:02.117
4 -	48.250	26.746	1:14.996 **(3)**	95.00	1.496	12:18:17.113
5 -	OUTLAP	27.117	4:33.399	26.05	3:19.899	12:22:50.512
6 -	47.669	26.258	1:13.927 **(2)**	96.37	0.427	12:24:04.439
7 -	***47.298***	***26.202***	***1:13.500*** **(1)**	***96.93***		***12:25:17.939***

P40 643 F125 O Ollie HOLMES Anderson AK/TM R1

IDEAL LAP TIME : 1:13.736 BEST LAP TIME : 1:13.736 DIFFERENCE : 0.000

LAP	SECTOR 1	SECTOR 2	LAP TIME	MPH	DIFF	TIME OF DAY
1 -	OUTLAP	29.851	1:41.179	70.41	27.443	12:13:39.266
2 -	50.543	27.496	1:18.039	91.29	4.303	12:14:57.305
3 -	49.053	27.377	1:16.430	93.21	2.694	12:16:13.735
4 -	48.318	27.932	1:16.250 **(3)**	93.43	2.514	12:17:29.985
5 -	OUTLAP	27.006	4:53.038	24.31	3:39.302	12:22:23.023
6 -	***47.480***	***26.256***	***1:13.736*** **(1)**	***96.62***		***12:23:36.759***
7 -	47.662	26.580	1:14.242 **(2)**	95.96	0.506	12:24:51.001
8 -	48.189	IN PIT	1:17.361 **P**	92.09	3.625	12:26:08.362

P41 90 F250 N Rob AUSTON Anderson/Viper

IDEAL LAP TIME : 1:13.968 BEST LAP TIME : 1:14.013 DIFFERENCE : 0.045

LAP	SECTOR 1	SECTOR 2	LAP TIME	MPH	DIFF	TIME OF DAY
1 -	OUTLAP	27.687	1:40.946	70.57	26.933	12:13:31.716
2 -	47.694	27.163	1:14.857 **(3)**	95.17	0.844	12:14:46.573
3 -	49.809	***26.331***	1:16.140	93.57	2.127	12:16:02.713
4 -	47.768	27.680	1:15.448	94.43	1.435	12:17:18.161
5 -	***47.637***	26.376	***1:14.013*** **(1)**	***96.26***		***12:18:32.174***
6 -	OUTLAP	27.438	4:45.890	24.92	3:31.877	12:23:18.064
7 -	50.310	26.615	1:16.925	92.61	2.912	12:24:34.989
8 -	48.000	26.584	1:14.584 **(2)**	95.52	0.571	12:25:49.573

BMCRC - MRO Championships 2024 - Rnd 4 @ Donington National

British Superkarts

QUALIFYING - SECTOR ANALYSIS

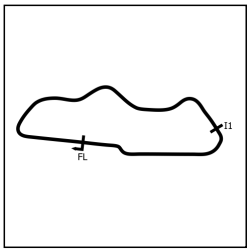

SECTOR 1 = FL to I1, SECTOR 2 = I1 to FL, DIFF = Difference To Personal Best Lap, P = Crossed Finish Line in Pit Lane, D = Time Disallowed

P42 69 F125 O Kosta KYRITSIS — Anderson AK/ TMR1

IDEAL LAP TIME : 1:13.491 BEST LAP TIME : 1:14.135 DIFFERENCE : 0.644

LAP	SECTOR 1	SECTOR 2	LAP TIME	MPH	DIFF	TIME OF DAY
1 -	OUTLAP	27.517	1:38.902	72.03	24.767	12:13:59.823
2 -	48.477	26.476	1:14.953 (3)	95.05	0.818	12:15:14.776
3 -	49.091	26.532	1:15.623	94.21	1.488	12:16:30.399
4 -	48.035	26.297	1:14.332 (2)	95.84	0.197	12:17:44.731
5 -	OUTLAP	26.566	4:37.072	25.71	3:22.937	12:22:21.803
6 -	47.863	***26.272***	***1:14.135 (1)***	***96.10***		***12:23:35.938***
7 -	***47.219***	35.795	1:23.014	85.82	8.879	12:24:58.952
8 -	49.627	IN PIT	1:31.775 P	77.63	17.640	12:26:30.727

P43 115 F250 N Mark RADFORD — Raider/KTM SX250

IDEAL LAP TIME : 1:14.351 BEST LAP TIME : 1:14.351 DIFFERENCE : 0.000

LAP	SECTOR 1	SECTOR 2	LAP TIME	MPH	DIFF	TIME OF DAY
1 -	OUTLAP	30.643	1:46.997	66.58	32.646	12:14:21.275
2 -	52.102	28.598	1:20.700	88.28	6.349	12:15:41.975
3 -	50.703	28.029	1:18.732	90.49	4.381	12:17:00.707
4 -	49.616	28.029	1:17.645 (3)	91.75	3.294	12:18:18.352
5 -	OUTLAP	27.121	4:25.413	26.84	3:11.062	12:22:43.765
6 -	49.180	27.760	1:16.940 (2)	92.59	2.589	12:24:00.705
7 -	***47.832***	***26.519***	***1:14.351 (1)***	***95.82***		***12:25:15.056***

P44 59 F450 N Nick FLINT — Anderson/KTM

IDEAL LAP TIME : 1:12.876 BEST LAP TIME : 1:15.184 DIFFERENCE : 2.308

LAP	SECTOR 1	SECTOR 2	LAP TIME	MPH	DIFF	TIME OF DAY
1 -	OUTLAP	***26.340***	1:38.093	72.63	22.909	12:13:51.998
2 -	48.269	26.915	***1:15.184 (1)***	***94.76***		***12:15:07.182***
3 -	58.531	28.164	1:26.695	82.18	11.511	12:16:33.877
4 -	47.999	27.498	1:15.497 (3)	94.36	0.313	12:17:49.374
5 -	OUTLAP	27.506	5:20.199	22.25	4:05.015	12:23:09.573
6 -	47.314	28.141	1:15.455 (2)	94.42	0.271	12:24:25.028
7 -	51.013	27.011	1:18.024	91.31	2.840	12:25:43.052

P45 26 F450 N Ronan MCCLINTOCK — Anderson/KTM

IDEAL LAP TIME : 1:15.105 BEST LAP TIME : 1:15.231 DIFFERENCE : 0.126

LAP	SECTOR 1	SECTOR 2	LAP TIME	MPH	DIFF	TIME OF DAY
1 -	49.975	27.295	1:17.270	92.20	2.039	12:14:36.788
2 -	49.617	27.087	1:16.704 (3)	92.88	1.473	12:15:53.492
3 -	***48.492***	27.581	1:16.073 (2)	93.65	0.842	12:17:09.565
4 -	50.758	26.620	1:17.378	92.07	2.147	12:18:26.943
5 -	OUTLAP	27.462	4:41.707	25.29	3:26.476	12:23:08.650
6 -	48.618	***26.613***	***1:15.231 (1)***	***94.70***		***12:24:23.881***
7 -	50.511	26.706	1:17.217	92.26	1.986	12:25:41.098

P46 114 F125 O Carl HOPKINS — Anderson AK/TM R1

IDEAL LAP TIME : 1:15.400 BEST LAP TIME : 1:15.512 DIFFERENCE : 0.112

LAP	SECTOR 1	SECTOR 2	LAP TIME	MPH	DIFF	TIME OF DAY
1 -	OUTLAP	29.080	1:44.812	67.97	29.300	12:14:00.471
2 -	50.156	27.642	1:17.798	91.57	2.286	12:15:18.269
3 -	49.725	27.442	1:17.167 (3)	92.32	1.655	12:16:35.436
4 -	50.329	27.094	1:17.423	92.02	1.911	12:17:52.859
5 -	OUTLAP	27.974	4:49.225	24.63	3:33.713	12:22:42.084
6 -	***48.558***	26.954	***1:15.512 (1)***	***94.35***		***12:23:57.596***
7 -	48.814	***26.842***	1:15.656 (2)	94.17	0.144	12:25:13.252

Weather / Track : Cloudy / Dry

Donington Park National: 1.9790 miles
Date: 01/06/2024 Start: 12:11 Finish: 12:25

BMCRC - MRO Championships 2024 - Rnd 4 @ Donington National

British Superkarts

QUALIFYING - SECTOR ANALYSIS

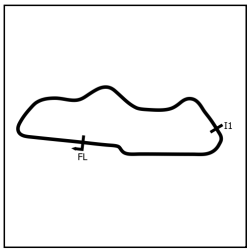

SECTOR 1 = FL to I1, SECTOR 2 = I1 to FL, DIFF = Difference To Personal Best Lap, P = Crossed Finish Line in Pit Lane, D = Time Disallowed

P47 34 F250 N Daniel JERRED — Anderson/Honda

IDEAL LAP TIME : 1:15.986 BEST LAP TIME : 1:16.306 DIFFERENCE : 0.320

LAP	SECTOR 1	SECTOR 2	LAP TIME	MPH	DIFF	TIME OF DAY
1 -	OUTLAP	27.216	1:40.032	71.22	23.726	12:14:05.618
2 -	50.155	27.791	1:17.946 (3)	91.40	1.640	12:15:23.564
3 -	***48.885***	27.421	***1:16.306 (1)***	***93.36***		***12:16:39.870***
4 -	49.686	***27.101***	1:16.787 (2)	92.78	0.481	12:17:56.657
5 -	OUTLAP	28.649	4:52.945	24.32	3:36.639	12:22:49.602

P48 97 F125 O Toby VINCENT — Anderson/TM

IDEAL LAP TIME : 1:16.882 BEST LAP TIME : 1:16.882 DIFFERENCE : 0.000

LAP	SECTOR 1	SECTOR 2	LAP TIME	MPH	DIFF	TIME OF DAY
1 -	OUTLAP	30.822	1:44.463	68.20	27.581	12:13:39.179
2 -	51.382	28.558	1:19.940	89.12	3.058	12:14:59.119
3 -	51.693	28.246	1:19.939 (3)	89.12	3.057	12:16:19.058
4 -	51.170	28.478	1:19.648 (2)	89.45	2.766	12:17:38.706
5 -	OUTLAP	29.371	4:56.244	24.04	3:39.362	12:22:34.950
6 -	52.162	28.313	1:20.475	88.53	3.593	12:23:55.425
7 -	***49.757***	***27.125***	***1:16.882 (1)***	***92.66***		***12:25:12.307***

P49 41 F125 O Fletcher HURN — Spyda/TM

IDEAL LAP TIME : 1:16.248 BEST LAP TIME : 1:16.945 DIFFERENCE : 0.697

LAP	SECTOR 1	SECTOR 2	LAP TIME	MPH	DIFF	TIME OF DAY
1 -	OUTLAP	28.854	1:43.924	68.55	26.979	12:14:20.640
2 -	51.155	27.511	1:18.666	90.56	1.721	12:15:39.306
3 -	49.855	***27.342***	1:17.197 (3)	92.29	0.252	12:16:56.503
4 -	50.114	27.724	1:17.838	91.53	0.893	12:18:14.341
5 -	OUTLAP	27.716	4:13.962	28.05	2:57.017	12:22:28.303
6 -	49.865	27.405	1:17.270	92.20	0.325	12:23:45.573
7 -	***48.906***	28.187	1:17.093 (2)	92.41	0.148	12:25:02.666
8 -	49.130	27.815	***1:16.945 (1)***	***92.59***		***12:26:19.611***

P50 62 Div1 Andy POWELL — PVP/FPE

IDEAL LAP TIME : 1:18.090 BEST LAP TIME : 1:18.090 DIFFERENCE : 0.000

LAP	SECTOR 1	SECTOR 2	LAP TIME	MPH	DIFF	TIME OF DAY
1 -	OUTLAP	28.957	1:54.198	62.38	36.108	12:14:32.912
2 -	***50.397***	***27.693***	***1:18.090 (1)***	***91.23***		***12:15:51.002***
3 -	50.510	27.778	1:18.288 (2)	91.00	0.198	12:17:09.290
4 -	52.599	28.292	1:20.891 (3)	88.07	2.801	12:18:30.181
5 -	OUTLAP	IN PIT	4:54.698 P	24.17	3:36.608	12:23:24.879

P51 99 F125 O Aston BAKER — Anderson/TM

IDEAL LAP TIME : 1:18.978 BEST LAP TIME : 1:19.256 DIFFERENCE : 0.278

LAP	SECTOR 1	SECTOR 2	LAP TIME	MPH	DIFF	TIME OF DAY
1 -	OUTLAP	29.469	1:47.540	66.25	28.284	12:13:37.586
2 -	52.479	28.749	1:21.228	87.71	1.972	12:14:58.814
3 -	***51.100***	28.942	1:20.042 (2)	89.01	0.786	12:16:18.856
4 -	51.907	28.537	1:20.444 (3)	88.56	1.188	12:17:39.300
5 -	OUTLAP	30.397	5:36.282	21.18	4:17.026	12:23:15.582
6 -	52.248	29.785	1:22.033	86.85	2.777	12:24:37.615
7 -	51.378	***27.878***	***1:19.256 (1)***	***89.89***		***12:25:56.871***

BMCRC - MRO Championships 2024 - Rnd 4 @ Donington National

British Superkarts

QUALIFYING - SECTOR ANALYSIS

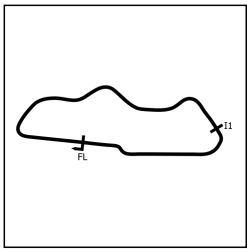

SECTOR 1 = FL to I1, SECTOR 2 = I1 to FL, DIFF = Difference To Personal Best Lap, P = Crossed Finish Line in Pit Lane, D = Time Disallowed

P52 45 F450 N Alan FLEWITT Anderson/KTM

IDEAL LAP TIME : 1:19.892 BEST LAP TIME : 1:20.003 DIFFERENCE : 0.111

LAP	SECTOR 1	SECTOR 2	LAP TIME	MPH	DIFF	TIME OF DAY
1 -	OUTLAP	31.373	1:46.753	66.73	26.750	12:13:40.745
2 -	53.635	28.904	1:22.539 (3)	86.31	2.536	12:15:03.284
3 -	51.876	***28.384***	1:20.260 (2)	88.76	0.257	12:16:23.544
4 -	***51.508***	28.495	***1:20.003 (1)***	***89.05***		***12:17:43.547***
5 -	OUTLAP	IN PIT	5:16.960 P	22.47	3:56.957	12:23:00.507

P53 98 F125 O Marty BAKER Anderson/TM

IDEAL LAP TIME : 1:20.191 BEST LAP TIME : 1:20.268 DIFFERENCE : 0.077

LAP	SECTOR 1	SECTOR 2	LAP TIME	MPH	DIFF	TIME OF DAY
1 -	OUTLAP	29.471	1:44.280	68.32	24.012	12:13:37.092
2 -	51.927	29.044	1:20.971 (3)	87.99	0.703	12:14:58.063
3 -	***51.690***	28.578	***1:20.268 (1)***	***88.76***		***12:16:18.331***
4 -	51.857	28.864	1:20.721 (2)	88.26	0.453	12:17:39.052
5 -	OUTLAP	30.059	5:36.596	21.16	4:16.328	12:23:15.648
6 -	54.049	***28.501***	1:22.550	86.30	2.282	12:24:38.198
7 -	52.261	29.009	1:21.270	87.66	1.002	12:25:59.468

P54 76 F250 N Alex DUDLEY PVP/TM

IDEAL LAP TIME : 1:20.093 BEST LAP TIME : 1:20.341 DIFFERENCE : 0.248

LAP	SECTOR 1	SECTOR 2	LAP TIME	MPH	DIFF	TIME OF DAY
1 -	OUTLAP	32.601	1:56.360	61.22	36.019	12:14:00.073
2 -	58.371	30.416	1:28.787	80.24	8.446	12:15:28.860
3 -	55.428	29.715	1:25.143	83.67	4.802	12:16:54.003
4 -	52.502	29.112	1:21.614 (3)	87.29	1.273	12:18:15.617
5 -	OUTLAP	29.543	4:46.216	24.89	3:25.875	12:23:01.833
6 -	52.151	***28.695***	1:20.846 (2)	88.12	0.505	12:24:22.679
7 -	***51.398***	28.943	***1:20.341 (1)***	***88.68***		***12:25:43.020***

P55 77 F450 N Terence DUDLEY Anderson/KTM

IDEAL LAP TIME : 1:20.301 BEST LAP TIME : 1:20.780 DIFFERENCE : 0.479

LAP	SECTOR 1	SECTOR 2	LAP TIME	MPH	DIFF	TIME OF DAY
1 -	OUTLAP	31.421	1:45.701	67.40	24.921	12:13:41.120
2 -	57.024	29.364	1:26.388 (3)	82.47	5.608	12:15:07.508
3 -	53.172	28.833	1:22.005 (2)	86.88	1.225	12:16:29.513
4 -	51.985	28.795	***1:20.780 (1)***	***88.19***		***12:17:50.293***
5 -	OUTLAP	***28.415***	5:07.949	23.13	3:47.169	12:22:58.242
6 -	***51.886***	IN PIT	1:22.242 P	86.63	1.462	12:24:20.484

P56 17 F125 O Gary POTKINS Anderson/TM

IDEAL LAP TIME : 1:20.498 BEST LAP TIME : 1:21.265 DIFFERENCE : 0.767

LAP	SECTOR 1	SECTOR 2	LAP TIME	MPH	DIFF	TIME OF DAY
1 -	OUTLAP	34.722	1:51.167	64.08	29.902	12:13:48.054
2 -	53.774	29.144	1:22.918	85.92	1.653	12:15:10.972
3 -	53.843	28.790	1:22.633	86.22	1.368	12:16:33.605
4 -	***52.120***	29.177	1:21.297 (2)	87.63	0.032	12:17:54.902
5 -	OUTLAP	29.266	5:36.917	21.14	4:15.652	12:23:31.819
6 -	52.994	***28.378***	1:21.372 (3)	87.55	0.107	12:24:53.191
7 -	52.813	28.452	***1:21.265 (1)***	***87.67***		***12:26:14.456***

P57 81 F250 N Ian CHALLINOR F1/Rotax 257

IDEAL LAP TIME : 1:33.622 BEST LAP TIME : 1:35.925 DIFFERENCE : 2.303

LAP	SECTOR 1	SECTOR 2	LAP TIME	MPH	DIFF	TIME OF DAY
1 -	OUTLAP	***33.175***	1:54.383	62.28	18.458	12:13:57.493
2 -	1:04.582	34.143	1:38.725 (2)	72.16	2.800	12:15:36.218
3 -	***1:00.447***	35.478	***1:35.925 (1)***	***74.27***		***12:17:12.143***

Weather / Track : Cloudy / Dry

Donington Park National: 1.9790 miles
Date: 01/06/2024 Start: 12:11 Finish: 12:25

BMCRC - MRO Championships 2024 - Rnd 4 @ Donington National

British Superkarts

QUALIFYING - BEST SECTORS

SECTOR 1

POS	NO	NAME	TIME
1	2	MORLEY	40.690
2	87	TRITTON	41.836
3	4	HARPHAM	42.011
4	31	MOSS	42.013
5	24	RUSHFORTH	42.085
6	42	RILEY	42.153
7	89	KINSEY	42.396
8	21	NES	42.428
9	29	HATFIELD	42.530
10	55	WITHEROW	42.650
11	68	EDWARDS	43.269
12	85	ALLEN	43.305
13	3	HULME	43.365
14	27	WITHEROW	43.388
15	8	GULLIFORD	43.463
16	9	GERARD	43.767
17	101	PLAIN	43.945
18	18	WAITE	44.130
19	S1	PLATT	44.311
20	15	CLEMSON	44.438
21	72	DEWART	44.480
22	103	CATTERMOLE	44.530
23	44	WALL	44.682
24	14	BARTON	44.760
25	93	WEST	44.971
26	144	BLISS	44.975
27	57	PASK	45.032
28	35	HEMPSHALL	45.322
29	50	BUSBY	45.640
30	107	POWELL	45.726
31	47	MAILE	45.995
32	91	BENTON	46.068
33	143	READER	46.111
34	66	FAULKNER	46.212
35	12	RIDLEY	46.254
36	49	PARR	46.455
37	59	FLINT	46.536
38	74	LAWRENCE	46.783
39	69	KYRITSIS	47.219
40	139	RANDALL	47.263
41	161	CONNICK	47.298
42	643	HOLMES	47.480
43	90	AUSTON	47.637
44	115	RADFORD	47.832
45	26	MCCLINTOCK	48.492
46	114	HOPKINS	48.558
47	34	JERRED	48.885
48	41	HURN	48.906
49	97	VINCENT	49.757
50	62	POWELL	50.397
51	99	BAKER	51.100
52	76	DUDLEY	51.398
53	45	FLEWITT	51.508
54	98	BAKER	51.690
55	77	DUDLEY	51.886
56	17	POTKINS	52.120
57	81	CHALLINOR	1:00.447

SECTOR 2

NO	NAME	TIME
2	MORLEY	22.940
4	HARPHAM	23.025
87	TRITTON	23.182
31	MOSS	23.236
21	NES	23.318
24	RUSHFORTH	23.392
55	WITHEROW	23.546
29	HATFIELD	23.570
42	RILEY	23.757
68	EDWARDS	23.765
89	KINSEY	23.766
85	ALLEN	23.994
3	HULME	24.164
15	CLEMSON	24.205
27	WITHEROW	24.280
8	GULLIFORD	24.291
44	WALL	24.296
57	PASK	24.446
9	GERARD	24.465
14	BARTON	24.491
S1	PLATT	24.514
103	CATTERMOLE	24.664
101	PLAIN	24.706
18	WAITE	24.781
72	DEWART	25.052
144	BLISS	25.099
35	HEMPSHALL	25.106
107	POWELL	25.315
66	FAULKNER	25.336
50	BUSBY	25.466
74	LAWRENCE	25.472
93	WEST	25.490
91	BENTON	25.565
12	RIDLEY	25.584
143	READER	25.706
49	PARR	25.749
47	MAILE	25.827
139	RANDALL	25.968
161	CONNICK	26.202
643	HOLMES	26.256
69	KYRITSIS	26.272
90	AUSTON	26.331
59	FLINT	26.340
115	RADFORD	26.519
26	MCCLINTOCK	26.613
114	HOPKINS	26.842
34	JERRED	27.101
97	VINCENT	27.125
41	HURN	27.342
62	POWELL	27.693
99	BAKER	27.878
17	POTKINS	28.378
45	FLEWITT	28.384
77	DUDLEY	28.415
98	BAKER	28.501
76	DUDLEY	28.695
81	CHALLINOR	33.175

IDEAL / BEST COMPARISON

POS	NO	NAME	IDEAL	BEST	DIFF
		PERFECT LAP	1:03.630		
1	2	MORLEY	1:03.630	1:03.630	0.000
2	87	TRITTON	1:05.018	1:05.474	0.456
3	4	HARPHAM	1:05.036	1:05.332	0.296
4	31	MOSS	1:05.249	1:05.665	0.416
5	24	RUSHFORTH	1:05.477	1:05.711	0.234
6	21	NES	1:05.746	1:05.746	0.000
7	42	RILEY	1:05.910	1:05.911	0.001
8	29	HATFIELD	1:06.100	1:06.458	0.358
9	89	KINSEY	1:06.162	1:06.162	0.000
10	55	WITHEROW	1:06.196	1:06.196	0.000
11	68	EDWARDS	1:07.034	1:07.110	0.076
12	85	ALLEN	1:07.299	1:07.361	0.062
13	3	HULME	1:07.529	1:07.814	0.285
14	27	WITHEROW	1:07.668	1:07.844	0.176
15	8	GULLIFORD	1:07.754	1:07.754	0.000
16	9	GERARD	1:08.232	1:08.232	0.000
17	15	CLEMSON	1:08.643	1:08.826	0.183
18	101	PLAIN	1:08.651	1:09.104	0.453
19	S1	PLATT	1:08.825	1:08.886	0.061
20	18	WAITE	1:08.911	1:08.911	0.000
21	44	WALL	1:08.978	1:09.071	0.093
22	103	CATTERMOLE	1:09.194	1:09.246	0.052
23	14	BARTON	1:09.251	1:09.411	0.160
24	57	PASK	1:09.478	1:09.478	0.000
25	72	DEWART	1:09.532	1:09.902	0.370
26	144	BLISS	1:10.074	1:10.074	0.000
27	35	HEMPSHALL	1:10.428	1:10.428	0.000
28	93	WEST	1:10.461	1:10.573	0.112
29	107	POWELL	1:11.041	1:11.165	0.124
30	50	BUSBY	1:11.106	1:11.106	0.000
31	66	FAULKNER	1:11.548	1:11.548	0.000
32	91	BENTON	1:11.633	1:12.917	1.284
33	143	READER	1:11.817	1:11.840	0.023
34	47	MAILE	1:11.822	1:11.822	0.000
35	12	RIDLEY	1:11.838	1:11.838	0.000
36	49	PARR	1:12.204	1:12.305	0.101
37	74	LAWRENCE	1:12.255	1:12.399	0.144
38	59	FLINT	1:12.876	1:15.184	2.308
39	139	RANDALL	1:13.231	1:13.231	0.000
40	69	KYRITSIS	1:13.491	1:14.135	0.644
41	161	CONNICK	1:13.500	1:13.500	0.000
42	643	HOLMES	1:13.736	1:13.736	0.000
43	90	AUSTON	1:13.968	1:14.013	0.045
44	115	RADFORD	1:14.351	1:14.351	0.000
45	26	MCCLINTOCK	1:15.105	1:15.231	0.126
46	114	HOPKINS	1:15.400	1:15.512	0.112
47	34	JERRED	1:15.986	1:16.306	0.320
48	41	HURN	1:16.248	1:16.945	0.697
49	97	VINCENT	1:16.882	1:16.882	0.000
50	62	POWELL	1:18.090	1:18.090	0.000
51	99	BAKER	1:18.978	1:19.256	0.278
52	45	FLEWITT	1:19.892	1:20.003	0.111
53	76	DUDLEY	1:20.093	1:20.341	0.248
54	98	BAKER	1:20.191	1:20.268	0.077
55	77	DUDLEY	1:20.301	1:20.780	0.479
56	17	POTKINS	1:20.498	1:21.265	0.767
57	81	CHALLINOR	1:33.622	1:35.925	2.303

Weather / Track : Cloudy / Dry

Donington Park National: 1.9790 miles
Date: 01/06/2024 Start: 12:11 Finish: 12:25

Results can be found at www.tsl-timing.com

Printed - 12:27 Saturday, 01 June 2024

BMCRC - MRO Championships 2024 - Rnd 4 @ Donington National

British Superkarts

QUALIFYING - STATISTICS

Competitors Started	57
Planned Start	2024-06-01 @ 11:55:00.000
Actual Start	2024-06-01 @ 12:11:47.889
Finish Time	2024-06-01 @ 12:25:06.391
Track Length	1.9790mi.
Total Laps	385
Total Distance Covered	761.9408mi.

Session Fastest Lap History

NO	CL	NAME	LAP TIME	TIME OF DAY	LAP	VEHICLE
3	Div1	**Carl HULME**	**1:10.583**	12:14:17.749	1	Anderson/VM
35	F250 N	**Sam HEMPSHALL**	**1:10.428**	12:14:18.877	1	Anderson/THR
27	Div1	**Alan WITHEROW**	**1:10.375**	12:14:22.132	1	Anderson/PVP
55	Div1	**Ross WITHEROW**	**1:09.159**	12:14:37.422	1	Anderson/PVP
2	Div1	**Liam MORLEY**	**1:09.047**	12:14:55.371	2	Anderson/VM
24	Div1	**Tom RUSHFORTH**	**1:08.457**	12:15:16.913	2	Spyda/VM
31	Div1	**Sam MOSS**	**1:06.149**	12:15:42.831	2	Anderson/VM
2	Div1	**Liam MORLEY**	**1:05.050**	12:16:00.422	3	Anderson/VM
2	Div1	**Liam MORLEY**	**1:04.259**	12:23:35.433	7	Anderson/VM
2	Div1	**Liam MORLEY**	**1:03.630**	12:24:39.062	8	Anderson/VM

Flag History

TYPE	TIME OF DAY
GREEN	12:11:47.889
RED	12:18:41.864
GREEN	12:21:04.225
FINISH	12:25:06.391

Flag Statistics

TYPE	COUNT	TOTAL LAPS	TOTAL TIME
Green	2	9	12:40.215
Red	1	0	2:22.361
Safety Car	0	0	0.000
FCY	0	0	0.000

Weather / Track : Cloudy / Dry

Donington Park National: 1.9790 miles
Date: 01/06/2024 Start: 12:11 Finish: 12:25

BMCRC - MRO Championships 2024 - Rnd 4 @ Donington National

British Superkarts

QUALIFYING - STATISTICS

CLASS : Div1

27 Starters

Fastest Lap History

NO	NAME	LAP TIME	TIME OF DAY	LAP	VEHICLE
3	**Carl HULME**	**1:10.583**	12:14:17.749	1	Anderson/VM
27	**Alan WITHEROW**	**1:10.375**	12:14:22.132	1	Anderson/PVP
55	**Ross WITHEROW**	**1:09.159**	12:14:37.422	1	Anderson/PVP
2	**Liam MORLEY**	**1:09.047**	12:14:55.371	2	Anderson/VM
24	**Tom RUSHFORTH**	**1:08.457**	12:15:16.913	2	Spyda/VM
31	**Sam MOSS**	**1:06.149**	12:15:42.831	2	Anderson/VM
2	**Liam MORLEY**	**1:05.050**	12:16:00.422	3	Anderson/VM
2	**Liam MORLEY**	**1:04.259**	12:23:35.433	7	Anderson/VM
2	**Liam MORLEY**	**1:03.630**	12:24:39.062	8	Anderson/VM

Weather / Track : Cloudy / Dry

Donington Park National: 1.9790 miles
Date: 01/06/2024 Start: 12:11 Finish: 12:25

BMCRC - MRO Championships 2024 - Rnd 4 @ Donington National

British Superkarts

QUALIFYING - STATISTICS

CLASS : F125 O

8 Starters

Fastest Lap History

NO	NAME	LAP TIME	TIME OF DAY	LAP	VEHICLE
643	**Ollie HOLMES**	**1:18.039**	12:14:57.324	2	Anderson AK/TM R1
69	**Kosta KYRITSIS**	**1:14.953**	12:15:14.792	2	Anderson AK/ TMR1
69	**Kosta KYRITSIS**	**1:14.332**	12:17:44.746	4	Anderson AK/ TMR1
69	**Kosta KYRITSIS**	**1:14.135**	12:23:35.956	6	Anderson AK/ TMR1
643	**Ollie HOLMES**	**1:13.736**	12:23:36.777	6	Anderson AK/TM R1

Weather / Track : Cloudy / Dry

Donington Park National: 1.9790 miles
Date: 01/06/2024 Start: 12:11 Finish: 12:25

BMCRC - MRO Championships 2024 - Rnd 4 @ Donington National

British Superkarts

QUALIFYING - STATISTICS

CLASS : F250 N

17 Starters

Fastest Lap History

NO	NAME	LAP TIME	TIME OF DAY	LAP	VEHICLE
107	**Aaron POWELL**	**1:14.172**	12:14:18.525	1	Anderson/Honda
35	**Sam HEMPSHALL**	**1:10.428**	12:14:18.877	1	Anderson/THR
144	**Jack BLISS**	**1:10.074**	12:15:13.835	2	Raider/Honda
103	**Kirk CATTERMOLE**	**1:09.806**	12:15:33.159	2	Raider/CAT TM
103	**Kirk CATTERMOLE**	**1:09.246**	12:17:52.519	4	Raider/CAT TM
S1	**Paul PLATT**	**1:08.886**	12:25:00.280	8	PVP/Gas Gas

Weather / Track : Cloudy / Dry

Donington Park National: 1.9790 miles
Date: 01/06/2024 Start: 12:11 Finish: 12:25

BMCRC - MRO Championships 2024 - Rnd 4 @ Donington National

British Superkarts

QUALIFYING - STATISTICS

CLASS : F450 N

5 Starters

Fastest Lap History

NO	NAME	LAP TIME	TIME OF DAY	LAP	VEHICLE
26	**Ronan MCCLINTOCK**	**1:17.270**	12:14:36.800	1	Anderson/KTM
59	**Nick FLINT**	**1:15.184**	12:15:07.201	2	Anderson/KTM
12	**Kevin RIDLEY**	**1:12.957**	12:24:37.362	6	Silverstone/KTM
12	**Kevin RIDLEY**	**1:11.838**	12:25:49.205	7	Silverstone/KTM

Weather / Track : Cloudy / Dry

Donington Park National: 1.9790 miles
Date: 01/06/2024 Start: 12:11 Finish: 12:25

BMCRC - MRO Championships 2024 - Rnd 4 @ Donington National

British Superkarts

RACE 13 - GRID (12 minutes + 1 Lap)

ROW 30	59	13	Mark GELLATELY	60	84	Matt ROBINSON	
ROW 29	57	81	1:35.925 Ian CHALLINOR	58	75	Kevin DUDLEY	
ROW 28	55	77	1:20.780 Terence DUDLEY	56	17	1:21.265 Gary POTKINS	
ROW 27	53	98	1:20.268 Marty BAKER	54	76	1:20.341 Alex DUDLEY	
ROW 26	51	99	1:19.256 Aston BAKER	52	45	1:20.003 Alan FLEWITT	
ROW 25	49	41	1:16.945 Fletcher HURN	50	62	1:18.090 Andy POWELL	
ROW 24	47	34	1:16.306 Daniel JERRED	48	97	1:16.882 Toby VINCENT	
ROW 23	45	26	1:15.231 Ronan MCCLINTOCK	46	114	1:15.512 Carl HOPKINS	
ROW 22	43	115	1:14.351 Mark RADFORD	44	59	1:15.184 Nick FLINT	
ROW 21	41	90	1:14.013 Rob AUSTON	42	69	1:14.135 Kosta KYRITSIS	
ROW 20	39	161	1:13.500 Richard CONNICK	40	643	1:13.736 Ollie HOLMES	
ROW 19	37	91	1:12.917 George BENTON	38	139	1:13.231 Rob RANDALL	
ROW 18	35	49	1:12.305 Michael PARR	36	74	1:12.399 Will LAWRENCE	
ROW 17	33	12	1:11.838 Kevin RIDLEY	34	143	1:11.840 John READER	
ROW 16	31	66	1:11.548 John FAULKNER	32	47	1:11.822 Arran MAILE	
ROW 15	29	50	1:11.106 John BUSBY	30	107	1:11.165 Aaron POWELL	
ROW 14	27	35	1:10.428 Sam HEMPSHALL	28	93	1:10.573 Johnny WEST	
ROW 13	25	72	1:09.902 Richard DEWART	26	144	1:10.074 Jack BLISS	
ROW 12	23	14	1:09.411 Nathan BARTON	24	57	1:09.478 Mark PASK	
ROW 11	21	101	1:09.104 Lee PLAIN	22	103	1:09.246 Kirk CATTERMOLE	
ROW 10	19	18	1:08.911 Andy WAITE	20	44	1:09.071 Louis WALL	
ROW 9	17	15	1:08.826 Luke CLEMSON	18	S1	1:08.886 Paul PLATT	
ROW 8	15	27	1:07.844 Alan WITHEROW	16	9	1:08.232 Paul Von GERARD	
ROW 7	13	8	1:07.754 Andy GULLIFORD	14	3	1:07.814 Carl HULME	
ROW 6	11	68	1:07.110 Mark EDWARDS	12	85	1:07.361 Ross ALLEN	
ROW 5	9	55	1:06.196 Ross WITHEROW	10	29	1:06.458 Tom HATFIELD	
ROW 4	7	42	1:05.911 Tom RILEY	8	89	1:06.162 Carl KINSEY	
ROW 3	5	24	1:05.711 Tom RUSHFORTH	6	21	1:05.746 Richard Van De NES	
ROW 2	3	87	1:05.474 Jack TRITTON	4	31	1:05.665 Sam MOSS	
ROW 1	1	2	1:03.630 Liam MORLEY	2	4	1:05.332 Lee HARPHAM	

Pole

These results are provisional until the conclusion of any judicial and technical matters.

Donington Park National: 1.9790 miles

Clerk Of Course:	Stewards:	Timekeeper:	
Gordon Cuthill		Craig Smith	

Results can be found at www.tsl-timing.com

Printed - 12:32 Saturday, 01 June 2024

BMCRC - MRO Championships 2024 - Rnd 4 @ Donington National

British Superkarts

RACE 13 - CLASSIFICATION

Race Distance: 11 Laps / 21.76 miles

POS	NO	CL	PIC	NAME	ENTRY	LAPS	TIME	GAP	DIFF	MPH	BEST	ON	GRD	↑↓
1	2	Div1	1	Liam MORLEY	Anderson/VM	11	12:02.856			108.22	1:03.928	7	1	0
2	87	Div1	2	Jack TRITTON	MS Kart/Harvey VM	11	12:09.015	6.159	6.159	107.31	1:05.187	8	3	1
3	21	Div1	3	Richard Van De NES	Anderson/Harvey VM	11	12:11.095	8.239	2.080	107.01	1:05.252	8	6	3
4	4	Div1	4	Lee HARPHAM	MS Kart/Harvey VM	11	12:23.554	20.698	12.459	105.21	1:04.707	8	2	-2
5	89	Div1	5	Carl KINSEY	Anderson/VM	11	12:26.116	23.260	2.562	104.85	1:06.402	9	8	3
6	24	Div1	6	Tom RUSHFORTH	Spyda/VM	11	12:29.595	26.739	3.479	104.36	1:05.636	10	5	-1
7	85	Div1	7	Ross ALLEN	Jade/IAME	11	12:30.009	27.153	0.414	104.31	1:07.037	9	12	5
8	68	Div1	8	Mark EDWARDS	MS Kart/Harvey VM	11	12:34.504	31.648	4.495	103.68	1:06.422	8	11	3
9	8	Div1	9	Andy GULLIFORD	Anderson/VM	11	12:35.404	32.548	0.900	103.56	1:06.585	8	13	4
10	15	Div1	10	Luke CLEMSON	Anderson/Redspeed VM	11	12:42.635	39.779	7.231	102.58	1:08.363	8	17	7
11	S1	F250 N	1	Paul PLATT	PVP/Gas Gas	11	12:52.880	50.024	10.245	101.22	1:09.048	8	18	7
12	35	F250 N	2	Sam HEMPSHALL	Anderson/DEA	11	12:53.133	50.277	0.253	101.19	1:08.847	8	27	15
13	101	F250 N	3	Lee PLAIN	Anderson/DEA	11	12:53.532	50.676	0.399	101.13	1:08.356	8	21	8
14	72	Div1	11	Richard DEWART	Anderson/VM	11	12:56.335	53.479	2.803	100.77	1:08.813	6	25	11
15	93	Div1	12	Johnny WEST	Anderson/VM	10	12:10.225	1 Lap	1 Lap	97.38	1:11.476	3	28	13
16	66	Div1	13	John FAULKNER	Anderson/FPE	10	12:11.024	1 Lap	0.799	97.27	1:10.969	5	31	15
17	18	Div1	14	Andy WAITE	PVP/VM	10	12:11.570	1 Lap	0.546	97.20	1:08.537	3	19	2
18	49	F250 N	4	Michael PARR	Anderson/Vipert SK250	10	12:11.825	1 Lap	0.255	97.16	1:10.696	5	35	17
19	50	F250 N	5	John BUSBY	Anderson/DEA	10	12:12.010	1 Lap	0.185	97.14	1:11.223	8	29	10
20	107	F250 N	6	Aaron POWELL	Anderson/Honda	10	12:12.078	1 Lap	0.068	97.13	1:11.408	3	30	10
21	14*	Div1	15	Nathan BARTON	Anderson/Barker FPE	10	12:12.322	1 Lap	0.244	97.10	1:10.340	9	23	2
22	143	F250 N	7	John READER	Anderson/Honda	10	12:12.648	1 Lap	0.326	97.05	1:11.270	8	34	12
23	90	F250 N	8	Rob AUSTIN	Anderson/Viper	10	12:12.881	1 Lap	0.233	97.02	1:11.329	7	41	18
24	161	F250 N	9	Richard CONNICK	Jade/Honda	10	12:26.818	1 Lap	13.937	95.21	1:13.146	5	39	15
25	643	F125 O	1	Ollie HOLMES	Anderson AK/TM R1	10	12:26.989	1 Lap	0.171	95.19	1:12.730	3	40	15
26	139	F250 N	10	Rob RANDALL	Jade/Honda	10	12:27.397	1 Lap	0.408	95.14	1:13.059	7	38	12
27	47	F250 N	11	Arran MAILE	Birel/Honda	10	12:30.059	1 Lap	2.662	94.80	1:12.662	5	32	5
28	26	F450 N	1	Ronan MCCLINTOCK	Anderson/KTM	10	12:32.957	1 Lap	2.898	94.44	1:13.349	7	45	17
29	69	F125 O	2	Kosta KYRITSIS	Anderson AK/ TMR1	10	12:33.112	1 Lap	0.155	94.42	1:13.564	4	42	13
30	115	F250 N	12	Mark RADFORD	Raider/KTM SX250	10	12:33.450	1 Lap	0.338	94.37	1:13.384	6	43	13
31	114	F125 O	3	Carl HOPKIN	Anderson AK/TM R1	10	12:54.165	1 Lap	20.715	91.85	1:15.834	10	46	15
32	97	F125 O	4	Toby VINCENT	Anderson/TM	10	13:16.533	1 Lap	22.368	89.27	1:17.954	4	48	16
33	76	F250 N	13	Alex DUDLEY	PVP/TM	9	12:07.475	2 Laps	1 Lap	87.95	1:17.835	8	54	21
34	77	F450 N	2	Terence DUDLEY	Anderson/KTM	9	12:20.165	2 Laps	12.690	86.44	1:19.715	6	55	21
35	98	F125 O	5	Marty BAKER	Anderson/TM	9	12:20.534	2 Laps	0.369	86.40	1:19.598	9	53	18
36	99	F125 O	6	Aston BAKER	Anderson/TM	9	12:24.266	2 Laps	3.732	85.97	1:19.594	2	51	15
37	17	F125 O	7	Gary POTKINS	Anderson/TM	9	12:32.763	2 Laps	8.497	85.00	1:20.882	8	56	19
38	75	F250 N	14	Kevin DUDLEY	Anderson/Gas Gas	9	12:43.257	2 Laps	10.494	83.83	1:21.444	7	58	20

NOT CLASSIFIED

DNF	27	Div1		Alan WITHEROW	Anderson/PVP	8	9:14.107	3 Laps	1 Lap	102.61	1:07.563	8	15	
DNF	91	Div1		George BENTON	Anderson/Barker FPE	8	9:49.825	3 Laps	35.718	96.40	1:09.605	6	37	
DNF	59	F450 N		Nick FLINT	Anderson/KTM	8	9:57.657	3 Laps	7.832	95.13	1:12.862	7	44	
DNF	3	Div1		Carl HULME	Anderson/VM	7	8:29.770	4 Laps	1 Lap	97.56	1:05.528	3	14	
DNF	44	Div1		Louis WALL	PVP/PVP	6	7:20.853	5 Laps	1 Lap	96.65	1:07.926	3	20	
DNF	55	Div1		Ross WITHEROW	Anderson/PVP	6	7:22.655	5 Laps	1.802	96.26	1:10.245	5	9	
DNF	29	Div1		Tom HATFIELD	Anderson/VM	5	6:19.977	6 Laps	1 Lap	93.39	1:11.963	3	10	
DNF	9	Div1		Paul Von GERARD	Jade/IAME	5	9:13.837	6 Laps	2:53.860	64.07	1:07.712	4	16	
DNF	81	F250 N		Ian CHALLINOR	F1/Rotax 257	5	9:16.300	6 Laps	2.463	63.79	1:24.470	3	57	
DNF	103	F250 N		Kirk CATTERMOLE	Raider/CAT TM	4	5:02.731	7 Laps	1 Lap	93.68	1:10.630	3	22	
DNF	57	Div1		Mark PASK	MS Kart/VM	4	5:03.921	7 Laps	1.190	93.32	1:11.120	3	24	
DNF	144	F250 N		Jack BLISS	Raider/Honda	4	5:04.744	7 Laps	0.823	93.06	1:11.286	2	26	
DNF	45	F450 N		Alan FLEWITT	Anderson/KTM	4	5:42.699	7 Laps	37.955	82.76	1:20.585	2	52	
DNF	12	F450 N		Kevin RIDLEY	Silverstone/Yamaha	4	5:52.972	7 Laps	10.273	80.35	1:15.584	2	33	
DNF	41	F125 O		Fletcher HURN	Spyda/TM	3	4:05.301	8 Laps	1 Lap	86.57	1:17.095	2	49	
DNF	74	Div1		Will LAWRENCE	Anderson/FPE	2	2:33.692	9 Laps	1 Lap	91.82	1:13.123	2	36	
DNF	62	Div1		Andy POWELL	PVP/FPE	1	1:31.390	10 Laps	1 Lap	76.46			50	
DNF	31	Div1		Sam MOSS	Anderson/VM	0							4	
DNF	42	Div1		Tom RILEY	Anderson/VM	0							7	
DNF	34	F250 N		Daniel JERRED	Anderson/Honda	0							47	

FASTEST LAP

2	Div1	Liam MORLEY	Anderson/VM	7	1:03.928	111.44 mph	179.35 kph
101	F250 N	Lee PLAIN	Anderson/DEA	8	1:08.356	104.22 mph	167.73 kph
643	F125 O	Ollie HOLMES	Anderson AK/TM R1	3	1:12.730	97.96 mph	157.65 kph
59	F450 N	Nick FLINT	Anderson/KTM	7	1:12.862	97.78 mph	157.36 kph

Comments:
*** Kart 14 - You must fit a working transponder - Motorsport UK regulation Q12.8.1**

Weather / Track : Cloudy / Dry
These results are provisional until the conclusion of any judicial and technical matters.

Date: 01/06/2024 Start: 16:29 Finish: 16:41
Donington Park National: 1.9790 miles

Clerk Of Course:	Stewards:	Timekeeper:	
Gordon Cuthill		Craig Smith	

Results can be found at www.tsl-timing.com

Printed - 16:44 Saturday, 01 June 2024

BMCRC - MRO Championships 2024 - Rnd 4 @ Donington National

British Superkarts

RACE 13 - LAP CHART

LAP 1 @ 16:30:22.735

NO	BEHIND	LAP TIME	
2		1:08.315	
87	1.542	1:09.857	
21	3.159	1:11.474	
85	3.766	1:12.081	
3	3.957	1:12.272	
89	5.467	1:13.782	
29	5.841	1:14.156	
15	6.164	1:14.479	
68	6.331	1:14.646	
103	6.839	1:15.154	
18	7.050	1:15.365	
27	7.232	1:15.547	
S1	7.618	1:15.933	
72	7.966	1:16.281	
8	8.113	1:16.428	
55	8.181	1:16.496	
9	8.385	1:16.700	
101	8.662	1:16.977	
35	9.189	1:17.504	
107	10.387	1:18.702	
44	10.836	1:19.151	
93	10.857	1:19.172	
57	11.446	1:19.761	
144	11.787	1:20.102	
66	12.165	1:20.480	
74	12.254	1:20.569	
143	12.743	1:21.058	
47	12.856	1:21.171	
49	13.218	1:21.533	
643	13.673	1:21.988	
24	13.763	1:22.078	
50	13.863	1:22.178	
91	14.156	1:22.471	
90	14.322	1:22.637	
4	14.605	1:22.920	
161	14.934	1:23.249	
139	15.253	1:23.568	
59	15.538	1:23.853	
69	15.619	1:23.934	
26	15.758	1:24.073	
115	16.280	1:24.595	
114	16.767	1:25.082	
12	16.835	1:25.150	
14	18.486	1:26.801	
97	19.978	1:28.293	
41	21.251	1:29.566	
62	23.075	1:31.390	P
45	23.161	1:31.476	
76	24.087	1:32.402	
99	24.443	1:32.758	
98	25.100	1:33.415	
77	25.373	1:33.688	
17	27.246	1:35.561	
75	29.396	1:37.711	
81	30.435	1:38.750	

LAP 2 @ 16:31:27.821

NO	BEHIND	LAP TIME
2		1:05.086
87	1.710	1:05.254
21	4.253	1:06.180
3	5.093	1:06.222
85	6.303	1:07.623
89	7.846	1:07.465
68	10.459	1:09.214
15	11.072	1:09.994
27	11.515	1:09.369
18	12.916	1:10.952
9	13.038	1:09.739
72	13.160	1:10.280
29	13.261	1:12.506
S1	13.981	1:11.449
8	14.112	1:11.085
35	14.147	1:10.044
103	14.239	1:12.486
101	14.274	1:10.698
24	17.179	1:08.502
93	17.310	1:11.539
55	17.585	1:14.490
44	17.667	1:11.917
4	17.713	1:08.194
144	17.987	1:11.286
57	18.251	1:11.891
107	19.077	1:13.776
74	20.291	1:13.123
49	21.034	1:12.902
143	21.094	1:13.437
66	21.152	1:14.073
47	21.293	1:13.523
91	21.517	1:12.447
90	22.363	1:13.127
50	22.646	1:13.869
643	23.051	1:14.464
161	24.002	1:14.154
59	24.341	1:13.889
139	24.509	1:14.342
26	25.133	1:14.461
69	25.804	1:15.271
115	26.084	1:14.890
12	27.333	1:15.584
114	27.674	1:15.993
14	27.759	1:14.359
41	33.260	1:17.095
97	33.360	1:18.468
45	38.660	1:20.585
76	38.780	1:19.779
99	38.951	1:19.594
77	41.877	1:21.590
98	42.012	1:21.998
17	45.217	1:23.057
75	48.675	1:24.365
81	50.176	1:24.827

LAP 3 @ 16:32:32.393

NO	BEHIND	LAP TIME
2		1:04.572
87	2.364	1:05.226
21	5.659	1:05.978
3	6.049	1:05.528
85	9.488	1:07.757
89	9.879	1:06.605
68	13.664	1:07.777
27	14.686	1:07.743
15	15.025	1:08.525
9	16.727	1:08.261
18	16.881	1:08.537
72	17.917	1:09.329
8	17.991	1:08.451
24	18.938	1:06.331
S1	18.972	1:09.563
4	19.444	1:06.303
35	19.609	1:10.034
101	19.954	1:10.252
103	20.297	1:10.630
29	20.652	1:11.963
44	21.021	1:07.926
93	24.214	1:11.476
57	24.799	1:11.120
144	25.079	1:11.664
55	25.828	1:12.815
107	25.913	1:11.408
49	28.566	1:12.104
66	29.367	1:12.787
143	29.894	1:13.372
47	30.157	1:13.436
50	30.412	1:12.338
91	30.641	1:13.696
90	30.834	1:13.043
643	31.209	1:12.730
161	32.660	1:13.230
59	32.793	1:13.024
139	33.122	1:13.185
26	34.260	1:13.699
14	35.504	1:12.317
69	36.359	1:15.127
115	36.508	1:14.996
114	39.073	1:15.971
41	47.328	1:18.640
97	47.609	1:18.821
12	48.004	1:25.243
45	55.060	1:20.972
76	55.340	1:21.132
99	55.555	1:21.176
77	58.193	1:20.888
98	58.895	1:21.455
17	1:02.102	1:21.457

LAP 4 @ 16:33:37.114

NO	BEHIND	LAP TIME
2		1:04.721
75	1 Lap	1:23.228
87	3.480	1:05.837
81	1 Lap	1:24.470
21	6.590	1:05.652
3	7.009	1:05.681
89	12.956	1:07.798
85	13.040	1:08.273
27	17.812	1:07.847
68	18.594	1:09.651
15	18.702	1:08.398
9	19.718	1:07.712
8	20.175	1:06.905
24	20.771	1:06.554
4	20.838	1:06.115
72	22.427	1:09.231
S1	23.649	1:09.398
35	23.911	1:09.023
101	24.164	1:08.931
44	24.438	1:08.138
93	32.262	1:12.769
55	34.066	1:12.959
107	34.317	1:13.125
49	35.573	1:11.728
66	36.415	1:11.769
143	37.724	1:12.551
91	37.888	1:11.968
50	38.137	1:12.446
47	38.296	1:12.860
29	38.365	1:22.434
90	38.413	1:12.300
643	39.465	1:12.977
103	40.037	1:24.461 P
161	41.095	1:13.156
57	41.227	1:21.149 P
59	41.374	1:13.302
139	41.587	1:13.186
144	42.050	1:21.692 P
18	43.728	1:31.568
14	43.881	1:13.098
26	43.991	1:14.452
69	45.202	1:13.564
115	46.230	1:14.443
114	51.627	1:17.275
97	1:00.842	1:17.954

LAP 5 @ 16:34:43.595

NO	BEHIND	LAP TIME	
2		1:06.481	
87	4.375	1:07.376	
76	1 Lap	1:20.823	
21	5.935	1:05.826	
3	8.288	1:07.760	
77	1 Lap	1:21.672	
99	1 Lap	1:24.353	
98	1 Lap	1:21.401	
45	1 Lap	1:29.666	P
17	1 Lap	1:23.329	
89	14.432	1:07.957	
85	14.593	1:08.034	
27	20.567	1:09.236	
4	20.775	1:06.418	
15	20.841	1:08.620	
8	20.997	1:07.303	
75	1 Lap	1:25.115	
24	21.730	1:07.440	
68	22.659	1:10.546	
12	1 Lap	1:46.995	P
72	24.912	1:08.966	
S1	26.546	1:09.378	
35	26.801	1:09.371	
44	26.879	1:08.922	
101	27.106	1:09.423	
81	1 Lap	1:32.902	
93	37.412	1:11.631	
55	37.830	1:10.245	
107	39.453	1:11.617	
49	39.788	1:10.696	
66	40.903	1:10.969	
91	41.283	1:09.876	
143	43.263	1:12.020	
50	43.728	1:12.072	
90	44.296	1:12.364	
47	44.477	1:12.662	
643	46.564	1:13.580	
161	47.760	1:13.146	
59	48.081	1:13.188	
14	48.397	1:10.997	
139	48.476	1:13.370	
18	48.820	1:11.573	
29	50.802	1:18.918	P
26	51.629	1:14.119	
69	52.632	1:13.911	
115	53.422	1:13.673	
114	1:01.729	1:16.583	

LAP 6 @ 16:35:48.661

NO	BEHIND	LAP TIME
2		1:05.066
87	4.863	1:05.554
21	6.242	1:05.373
97	1 Lap	1:19.241
3	16.344	1:13.122
89	16.434	1:07.068
85	17.096	1:07.569
76	1 Lap	1:18.839
4	20.786	1:05.077
77	1 Lap	1:20.239
24	23.944	1:07.280
8	24.124	1:08.193
27	24.415	1:08.914
15	24.755	1:08.980
99	1 Lap	1:21.198
98	1 Lap	1:20.848
68	24.914	1:07.321
72	28.659	1:08.813
17	1 Lap	1:21.159
S1	31.215	1:09.735
101	31.383	1:09.343
35	31.870	1:10.135
75	1 Lap	1:22.420
93	45.678	1:13.332
91	45.822	1:09.605
49	45.831	1:11.109
107	46.541	1:12.154
44	46.612	1:24.799 P
66	47.384	1:11.547
55	48.414	1:15.650 P
50	50.211	1:11.549
143	50.481	1:12.284
90	51.170	1:11.940
47	52.425	1:13.014
14	54.604	1:11.273
18	55.012	1:11.258
643	55.711	1:14.213
161	55.986	1:13.292
59	57.217	1:14.202
139	58.065	1:14.655
26	1:00.363	1:13.800
69	1:01.636	1:14.070
115	1:01.740	1:13.384

LAP 7 @ 16:36:52.589

NO	BEHIND	LAP TIME
2		1:03.928
87	6.669	1:05.734
21	7.910	1:05.596
114	1 Lap	1:16.976
89	19.623	1:07.117
85	20.535	1:07.367
4	22.289	1:05.431
97	1 Lap	1:18.222
24	26.506	1:06.490
8	27.584	1:07.388
27	28.375	1:07.888
68	28.636	1:07.650
15	29.362	1:08.535

Weather / Track : Cloudy / Dry

Donington Park National: 1.9790 miles
Date: 01/06/2024 Start: 16:29 Finish: 16:41

BMCRC - MRO Championships 2024 - Rnd 4 @ Donington National

British Superkarts

RACE 13 - LAP CHART

76	1 Lap	1:19.574
72	35.971	1:11.240
S1	37.137	1:09.850
101	37.339	1:09.884
35	37.628	1:09.686
77	1 Lap	1:19.715
98	1 Lap	1:20.504
99	1 Lap	1:20.799
17	1 Lap	1:21.858
3	51.601	1:39.185 **P**
91	53.556	1:11.662
93	54.609	1:12.859
66	55.179	1:11.723
49	55.330	1:13.427
107	55.617	1:13.004
50	57.999	1:11.716
75	1 Lap	1:23.433
143	58.348	1:11.795
90	58.571	1:11.329
18	1:00.923	1:09.839
14	1:01.124	1:10.448
47	1:02.078	1:13.581
161	1:05.786	1:13.728

LAP 8 @ 16:37:58.431

NO	BEHIND	LAP TIME
2		1:05.842
59	1 Lap	1:12.862
643	1 Lap	1:14.399
139	1 Lap	1:13.059
26	1 Lap	1:13.349
87	6.014	1:05.187
115	1 Lap	1:14.373
69	1 Lap	1:14.773
21	7.320	1:05.252
89	20.412	1:06.631
114	1 Lap	1:17.060
4	21.154	1:04.707
85	21.855	1:07.162
24	26.703	1:06.039
8	28.327	1:06.585
68	29.216	1:06.422
9	3 Laps	4:31.425 **P**
27	30.096	1:07.563
15	31.883	1:08.363
81	3 Laps	3:15.351 **P**
97	1 Lap	1:18.704
72	39.461	1:09.332
101	39.853	1:08.356
S1	40.343	1:09.048
35	40.633	1:08.847
76	1 Lap	1:18.352
77	1 Lap	1:20.280
99	1 Lap	1:19.688
98	1 Lap	1:20.404
93	1:01.573	1:12.806
66	1:01.931	1:12.594
49	1:02.186	1:12.698
107	1:02.632	1:12.857
50	1:03.380	1:11.223
143	1:03.776	1:11.270
90	1:04.549	1:11.820
18	1:05.268	1:10.187

LAP 9 @ 16:39:03.794

NO	BEHIND	LAP TIME
2		1:05.363
91	1 Lap	1:18.100 **P**
14	1 Lap	1:10.747
17	2 Laps	1:24.377
47	1 Lap	1:13.596
87	7.387	1:06.736
21	8.020	1:06.063
161	1 Lap	1:13.657
59	1 Lap	1:13.337
75	2 Laps	1:21.444
643	1 Lap	1:13.822
139	1 Lap	1:13.364
26	1 Lap	1:13.785
115	1 Lap	1:13.953
69	1 Lap	1:14.144
4	21.423	1:05.632
89	21.451	1:06.402
85	23.529	1:07.037
24	27.540	1:06.200
8	30.172	1:07.208
68	30.396	1:06.543
114	1 Lap	1:16.821
15	35.345	1:08.825
S1	44.631	1:09.651
72	44.861	1:10.763
101	44.959	1:10.469
35	45.176	1:09.906
97	1 Lap	1:18.095
76	1 Lap	1:17.835

LAP 10 @ 16:40:12.375

NO	BEHIND	LAP TIME
2		1:08.581
77	2 Laps	1:20.171
93	1 Lap	1:13.160
49	1 Lap	1:12.882
50	1 Lap	1:11.942
107	1 Lap	1:12.770
66	1 Lap	1:13.507
143	1 Lap	1:11.887
18	1 Lap	1:11.001
14	1 Lap	1:10.340
99	2 Laps	1:21.008
90	1 Lap	1:12.306
98	2 Laps	1:20.911
87	4.339	1:05.533
21	4.869	1:05.430
17	2 Laps	1:20.882
161	1 Lap	1:14.808
643	1 Lap	1:14.421
139	1 Lap	1:14.791
47	1 Lap	1:19.872
4	19.093	1:06.251
26	1 Lap	1:15.490
115	1 Lap	1:14.012
89	20.401	1:07.531
69	1 Lap	1:13.989
75	2 Laps	1:22.411
85	22.279	1:07.331
24	24.595	1:05.636
68	29.164	1:07.349
8	29.661	1:08.070
15	35.774	1:09.010
114	1 Lap	1:16.570
S1	45.472	1:09.422
101	45.945	1:09.567
35	46.023	1:09.428
72	47.413	1:11.133
97	1 Lap	1:19.377

LAP 11 @ 16:41:17.276

NO	BEHIND	LAP TIME
2		1:04.901
76	2 Laps	1:18.739
87	6.159	1:06.721
93	1 Lap	1:11.481
66	1 Lap	1:11.575
21	8.239	1:08.271
18	1 Lap	1:11.290
49	1 Lap	1:12.746
50	1 Lap	1:12.677
107	1 Lap	1:12.665
14	1 Lap	1:11.942
143	1 Lap	1:12.974
90	1 Lap	1:12.015
77	2 Laps	1:21.922
98	2 Laps	1:19.598
4	20.698	1:06.506
99	2 Laps	1:23.692
89	23.260	1:07.760
161	1 Lap	1:14.398
643	1 Lap	1:14.395
139	1 Lap	1:13.877
24	26.739	1:07.045
85	27.153	1:09.775
47	1 Lap	1:16.344
17	2 Laps	1:21.083
26	1 Lap	1:15.729
69	1 Lap	1:14.329
115	1 Lap	1:15.131
68	31.648	1:07.385
8	32.548	1:07.788
15	39.779	1:08.906
75	2 Laps	1:23.130
S1	50.024	1:09.453
35	50.277	1:09.155
101	50.676	1:09.632
114	1 Lap	1:15.834
72	53.479	1:10.967
97	1 Lap	1:19.358

Weather / Track : Cloudy / Dry

Donington Park National: 1.9790 miles
Date: 01/06/2024 Start: 16:29 Finish: 16:41

BMCRC - MRO Championships 2024 - Rnd 4 @ Donington National

British Superkarts

RACE 13 - POSITION CHART

No	Name	Lap / Pos	1	2	3	4	5	6	7	8	9	10	11
2	MORLEY	1	2	2	2	2	2	2	2	2	2	2	2
4	HARPHAM	2	87	87	87	87	87	87	87	87	87	87	87
87	TRITTON	3	21	21	21	21	21	21	21	21	21	21	21
31	MOSS	4	85	3	3	3	3	3	89	89	4	4	4
24	RUSHFORTH	5	3	85	85	89	89	89	85	4	89	89	89
21	NES	6	89	89	89	85	85	85	4	85	85	85	24
42	RILEY	7	29	68	68	27	27	4	24	24	24	24	85
89	KINSEY	8	15	15	27	68	4	24	8	8	8	68	68
55	WITHEROW	9	68	27	15	15	15	8	27	68	68	8	8
29	HATFIELD	10	103	18	9	9	8	27	68	27	15	15	15
68	EDWARDS	11	18	9	18	8	24	15	15	15	S1	S1	S1
85	ALLEN	12	27	72	72	24	68	68	72	72	72	101	35
8	GULLIFORD	13	S1	29	8	4	72	72	S1	101	101	35	101
3	HULME	14	72	S1	24	72	S1	S1	101	S1	35	72	72
27	WITHEROW	15	8	8	S1	S1	35	101	35	35	93	93	
9	GERARD	16	55	35	4	35	44	35	*3*	93	49	66	
15	CLEMSON	17	9	103	35	101	101	93	91	66	50	18	
S1	PLATT	18	101	101	101	44	93	91	93	49	107	49	
18	WAITE	19	35	24	103	93	55	49	66	107	66	50	
44	WALL	20	107	93	29	55	107	107	49	50	143	107	
101	PLAIN	21	44	55	44	107	49	*44*	107	143	18	14	
103	CATTERMOLE	22	93	44	93	49	66	66	50	90	14	143	
14	BARTON	23	57	4	57	66	91	*55*	143	18	90	90	
57	PASK	24	144	144	144	143	143	50	90	*91*	161	161	
72	DEWART	25	66	57	55	91	50	143	18	14	643	643	
144	BLISS	26	74	107	107	50	90	90	14	47	139	139	
35	HEMPSHALL	27	143	74	49	47	47	47	47	161	47	47	
93	WEST	28	47	49	66	29	643	14	161	59	26	26	
50	BUSBY	29	49	143	143	90	161	18	59	643	115	69	
107	POWELL	30	643	66	47	643	59	643	643	139	69	115	
66	FAULKNER	31	24	47	50	*103*	14	161	139	26	114	114	
47	MAILE	32	50	91	91	161	139	59	26	115	97	97	
12	RIDLEY	33	91	90	90	*57*	18	139	115	69	76		
143	READER	34	90	50	643	59	*29*	26	69	114	77		
49	PARR	35	4	643	161	139	26	69	114	97	98		
74	LAWRENCE	36	161	161	59	*144*	69	115	97	76	99		
91	BENTON	37	139	59	139	18	115	114	76	77	17		
139	RANDALL	38	59	139	26	14	114	97	77	99	75		
161	CONNICK	39	69	26	14	26	97	76	99	98			
643	HOLMES	40	26	69	69	69	76	77	98	17			
90	AUSTIN	41	115	115	115	115	77	98	17	75			
69	KYRITSIS	42	114	12	114	114	99	99	75				
115	RADFORD	43	12	114	41	97	98	17					
59	FLINT	44	14	14	97	76	17	75					
26	MCCLINTOCK	45	97	41	12	77	75						

Weather / Track : Cloudy / Dry

Donington Park National: 1.9790 miles
Date: 01/06/2024 Start: 16:29 Finish: 16:41

BMCRC - MRO Championships 2024 - Rnd 4 @ Donington National

British Superkarts

RACE 13 - POSITION CHART

No	Name	Lap / Pos	1	2	3	4	5	6	7	8	9	10	11
114	HOPKIN	46	**41**	**97**	**45**	**99**	*9*						
34	JERRED	47	*62*	**45**	**76**	**98**	*81*						
97	VINCENT	48	**45**	**76**	**99**	*45*							
41	HURN	49	**76**	**99**	**77**	**17**							
62	POWELL	50	**99**	**77**	**98**	**75**							
99	BAKER	51	**98**	**98**	**17**	*12*							
45	FLEWITT	52	**77**	**17**	**75**	**81**							
98	BAKER	53	**17**	**75**	**81**								
76	DUDLEY	54	**75**	**81**									
77	DUDLEY	55	**81**										
17	POTKINS	56											
81	CHALLINOR	57											
75	DUDLEY	58											

Weather / Track : Cloudy / Dry

Donington Park National: 1.9790 miles
Date: 01/06/2024 Start: 16:29 Finish: 16:41

BMCRC - MRO Championships 2024 - Rnd 4 @ Donington National

British Superkarts

RACE 13 - SECTOR ANALYSIS

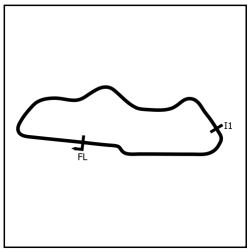

SECTOR 1 = FL to I1, SECTOR 2 = I1 to FL, DIFF = Difference To Personal Best Lap, P = Crossed Finish Line in Pit Lane, D = Time Disallowed

P1 2 Div1 Liam MORLEY Anderson/VM

IDEAL LAP TIME : 1:03.928 BEST LAP TIME : 1:03.928 DIFFERENCE : 0.000

LAP	SECTOR 1	SECTOR 2	LAP TIME	MPH	DIFF	TIME OF DAY
1 -		23.503	1:08.315	104.28	4.387	16:30:22.735
2 -	41.795	23.291	1:05.086	109.46	1.158	16:31:27.821
3 -	41.493	23.079	1:04.572 (2)	110.33	0.644	16:32:32.393
4 -	41.319	23.402	1:04.721 (3)	110.08	0.793	16:33:37.114
5 -	42.729	23.752	1:06.481	107.16	2.553	16:34:43.595
6 -	42.086	22.980	1:05.066	109.49	1.138	16:35:48.661
7 -	***41.087***	***22.841***	***1:03.928 (1)***	***111.44***		***16:36:52.589***
8 -	41.639	24.203	1:05.842	108.20	1.914	16:37:58.431
9 -	41.926	23.437	1:05.363	109.00	1.435	16:39:03.794
10 -	42.735	25.846	1:08.581	103.88	4.653	16:40:12.375
11 -	41.459	23.442	1:04.901	109.77	0.973	16:41:17.276

P2 87 Div1 Jack TRITTON MS Kart/Harvey VM

IDEAL LAP TIME : 1:04.858 BEST LAP TIME : 1:05.187 DIFFERENCE : 0.329

LAP	SECTOR 1	SECTOR 2	LAP TIME	MPH	DIFF	TIME OF DAY
1 -		23.522	1:09.857	101.98	4.670	16:30:24.277
2 -	42.168	23.086	1:05.254 (3)	109.18	0.067	16:31:29.531
3 -	42.123	23.103	1:05.226 (2)	109.23	0.039	16:32:34.757
4 -	***41.865***	23.972	1:05.837	108.21	0.650	16:33:40.594
5 -	43.111	24.265	1:07.376	105.74	2.189	16:34:47.970
6 -	42.348	23.206	1:05.554	108.68	0.367	16:35:53.524
7 -	42.371	23.363	1:05.734	108.38	0.547	16:36:59.258
8 -	42.037	23.150	***1:05.187 (1)***	***109.29***		***16:38:04.445***
9 -	42.214	24.522	1:06.736	106.75	1.549	16:39:11.181
10 -	42.540	***22.993***	1:05.533	108.71	0.346	16:40:16.714
11 -	43.179	23.542	1:06.721	106.78	1.534	16:41:23.435

P3 21 Div1 Richard Van De NES Anderson/Harvey VM

IDEAL LAP TIME : 1:05.252 BEST LAP TIME : 1:05.252 DIFFERENCE : 0.000

LAP	SECTOR 1	SECTOR 2	LAP TIME	MPH	DIFF	TIME OF DAY
1 -		23.910	1:11.474	99.68	6.222	16:30:25.894
2 -	42.695	23.485	1:06.180	107.65	0.928	16:31:32.074
3 -	42.588	23.390	1:05.978	107.98	0.726	16:32:38.052
4 -	42.268	23.384	1:05.652	108.52	0.400	16:33:43.704
5 -	42.424	23.402	1:05.826	108.23	0.574	16:34:49.530
6 -	42.112	23.261	1:05.373 (2)	108.98	0.121	16:35:54.903
7 -	42.301	23.295	1:05.596	108.61	0.344	16:37:00.499
8 -	***42.049***	***23.203***	***1:05.252 (1)***	***109.18***		***16:38:05.751***
9 -	42.111	23.952	1:06.063	107.84	0.811	16:39:11.814
10 -	42.152	23.278	1:05.430 (3)	108.88	0.178	16:40:17.244
11 -	43.754	24.517	1:08.271	104.35	3.019	16:41:25.515

P4 4 Div1 Lee HARPHAM MS Kart/Harvey VM

IDEAL LAP TIME : 1:04.707 BEST LAP TIME : 1:04.707 DIFFERENCE : 0.000

LAP	SECTOR 1	SECTOR 2	LAP TIME	MPH	DIFF	TIME OF DAY
1 -		25.841	1:22.920	85.92	18.213	16:30:37.340
2 -	44.176	24.018	1:08.194	104.47	3.487	16:31:45.534
3 -	42.400	23.903	1:06.303	107.45	1.596	16:32:51.837
4 -	42.911	23.204	1:06.115	107.76	1.408	16:33:57.952
5 -	42.273	24.145	1:06.418	107.26	1.711	16:35:04.370
6 -	41.943	23.134	1:05.077 (2)	109.48	0.370	16:36:09.447
7 -	42.130	23.301	1:05.431 (3)	108.88	0.724	16:37:14.878
8 -	***41.715***	***22.992***	***1:04.707 (1)***	***110.10***		***16:38:19.585***
9 -	41.935	23.697	1:05.632	108.55	0.925	16:39:25.217
10 -	42.530	23.721	1:06.251	107.54	1.544	16:40:31.468
11 -	42.923	23.583	1:06.506	107.12	1.799	16:41:37.974

Weather / Track : Cloudy / Dry

Donington Park National: 1.9790 miles
Date: 01/06/2024 Start: 16:29 Finish: 16:41

BMCRC - MRO Championships 2024 - Rnd 4 @ Donington National

British Superkarts

RACE 13 - SECTOR ANALYSIS

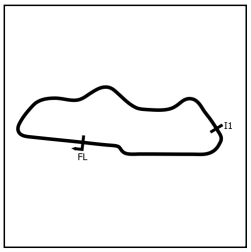

SECTOR 1 = FL to I1, SECTOR 2 = I1 to FL, DIFF = Difference To Personal Best Lap, P = Crossed Finish Line in Pit Lane, D = Time Disallowed

P5 89 Div1 Carl KINSEY Anderson/VM

IDEAL LAP TIME : 1:06.043 BEST LAP TIME : 1:06.402 DIFFERENCE : 0.359

LAP	SECTOR 1	SECTOR 2	LAP TIME	MPH	DIFF	TIME OF DAY
1 -		25.380	1:13.782	96.56	7.380	16:30:28.202
2 -	43.129	24.336	1:07.465	105.60	1.063	16:31:35.667
3 -	42.562	24.043	1:06.605 **(2)**	106.96	0.203	16:32:42.272
4 -	43.331	24.467	1:07.798	105.08	1.396	16:33:50.070
5 -	43.589	24.368	1:07.957	104.84	1.555	16:34:58.027
6 -	43.208	***23.860***	1:07.068	106.23	0.666	16:36:05.095
7 -	42.668	24.449	1:07.117	106.15	0.715	16:37:12.212
8 -	42.327	24.304	1:06.631 **(3)**	106.92	0.229	16:38:18.843
9 -	***42.183***	24.219	***1:06.402*** **(1)**	***107.29***		***16:39:25.245***
10 -	42.894	24.637	1:07.531	105.50	1.129	16:40:32.776
11 -	43.114	24.646	1:07.760	105.14	1.358	16:41:40.536

P6 24 Div1 Tom RUSHFORTH Spyda/VM

IDEAL LAP TIME : 1:05.595 BEST LAP TIME : 1:05.636 DIFFERENCE : 0.041

LAP	SECTOR 1	SECTOR 2	LAP TIME	MPH	DIFF	TIME OF DAY
1 -		25.479	1:22.078	86.80	16.442	16:30:36.498
2 -	43.306	25.196	1:08.502	104.00	2.866	16:31:45.000
3 -	42.765	23.566	1:06.331	107.41	0.695	16:32:51.331
4 -	43.110	23.444	1:06.554	107.05	0.918	16:33:57.885
5 -	42.946	24.494	1:07.440	105.64	1.804	16:35:05.325
6 -	42.836	24.444	1:07.280	105.89	1.644	16:36:12.605
7 -	42.862	23.628	1:06.490	107.15	0.854	16:37:19.095
8 -	42.712	23.327	1:06.039 **(2)**	107.88	0.403	16:38:25.134
9 -	42.968	***23.232***	1:06.200 **(3)**	107.62	0.564	16:39:31.334
10 -	***42.363***	23.273	***1:05.636*** **(1)**	***108.54***		***16:40:36.970***
11 -	43.080	23.965	1:07.045	106.26	1.409	16:41:44.015

P7 85 Div1 Ross ALLEN Jade/IAME

IDEAL LAP TIME : 1:07.037 BEST LAP TIME : 1:07.037 DIFFERENCE : 0.000

LAP	SECTOR 1	SECTOR 2	LAP TIME	MPH	DIFF	TIME OF DAY
1 -		24.693	1:12.081	98.84	5.044	16:30:26.501
2 -	43.524	24.099	1:07.623	105.35	0.586	16:31:34.124
3 -	43.465	24.292	1:07.757	105.14	0.720	16:32:41.881
4 -	43.692	24.581	1:08.273	104.35	1.236	16:33:50.154
5 -	44.041	23.993	1:08.034	104.72	0.997	16:34:58.188
6 -	43.558	24.011	1:07.569	105.44	0.532	16:36:05.757
7 -	43.422	23.945	1:07.367	105.75	0.330	16:37:13.124
8 -	43.262	23.900	1:07.162 **(2)**	106.08	0.125	16:38:20.286
9 -	***43.147***	***23.890***	***1:07.037*** **(1)**	***106.27***		***16:39:27.323***
10 -	43.158	24.173	1:07.331 **(3)**	105.81	0.294	16:40:34.654
11 -	44.634	25.141	1:09.775	102.10	2.738	16:41:44.429

P8 68 Div1 Mark EDWARDS MS Kart/Harvey VM

IDEAL LAP TIME : 1:06.422 BEST LAP TIME : 1:06.422 DIFFERENCE : 0.000

LAP	SECTOR 1	SECTOR 2	LAP TIME	MPH	DIFF	TIME OF DAY
1 -		25.177	1:14.646	95.44	8.224	16:30:29.066
2 -	44.281	24.933	1:09.214	102.93	2.792	16:31:38.280
3 -	43.909	23.868	1:07.777	105.11	1.355	16:32:46.057
4 -	44.350	25.301	1:09.651	102.29	3.229	16:33:55.708
5 -	44.941	25.605	1:10.546	100.99	4.124	16:35:06.254
6 -	43.633	23.688	1:07.321 **(3)**	105.83	0.899	16:36:13.575
7 -	43.728	23.922	1:07.650	105.31	1.228	16:37:21.225
8 -	***42.754***	***23.668***	***1:06.422*** **(1)**	***107.26***		***16:38:27.647***
9 -	42.859	23.684	1:06.543 **(2)**	107.06	0.121	16:39:34.190
10 -	43.100	24.249	1:07.349	105.78	0.927	16:40:41.539
11 -	43.543	23.842	1:07.385	105.73	0.963	16:41:48.924

Weather / Track : Cloudy / Dry

Donington Park National: 1.9790 miles
Date: 01/06/2024 Start: 16:29 Finish: 16:41

BMCRC - MRO Championships 2024 - Rnd 4 @ Donington National

British Superkarts

RACE 13 - SECTOR ANALYSIS

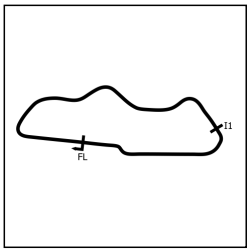

SECTOR 1 = FL to I1, SECTOR 2 = I1 to FL, DIFF = Difference To Personal Best Lap, P = Crossed Finish Line in Pit Lane, D = Time Disallowed

P9 8 Div1 Andy GULLIFORD Anderson/VM

IDEAL LAP TIME : 1:06.585 BEST LAP TIME : 1:06.585 DIFFERENCE : 0.000

LAP	SECTOR 1	SECTOR 2	LAP TIME		MPH	DIFF	TIME OF DAY
1 -		25.768	1:16.428		93.21	9.843	16:30:30.848
2 -	44.852	26.233	1:11.085		100.22	4.500	16:31:41.933
3 -	44.094	24.357	1:08.451		104.08	1.866	16:32:50.384
4 -	43.035	23.870	1:06.905	(2)	106.48	0.320	16:33:57.289
5 -	43.322	23.981	1:07.303		105.85	0.718	16:35:04.592
6 -	43.217	24.976	1:08.193		104.47	1.608	16:36:12.785
7 -	43.170	24.218	1:07.388		105.72	0.803	16:37:20.173
8 -	***42.878***	***23.707***	***1:06.585***	**(1)**	***107.00***		***16:38:26.758***
9 -	43.187	24.021	1:07.208	(3)	106.00	0.623	16:39:33.966
10 -	43.617	24.453	1:08.070		104.66	1.485	16:40:42.036
11 -	43.421	24.367	1:07.788		105.10	1.203	16:41:49.824

P10 15 Div1 Luke CLEMSON Anderson/Redspeed VM

IDEAL LAP TIME : 1:07.941 BEST LAP TIME : 1:08.363 DIFFERENCE : 0.422

LAP	SECTOR 1	SECTOR 2	LAP TIME		MPH	DIFF	TIME OF DAY
1 -		25.291	1:14.479		95.65	6.116	16:30:28.899
2 -	45.430	24.564	1:09.994		101.78	1.631	16:31:38.893
3 -	44.284	24.241	1:08.525	(3)	103.97	0.162	16:32:47.418
4 -	***43.895***	24.503	1:08.398	(2)	104.16	0.035	16:33:55.816
5 -	44.077	24.543	1:08.620		103.82	0.257	16:35:04.436
6 -	44.278	24.702	1:08.980		103.28	0.617	16:36:13.416
7 -	44.489	***24.046***	1:08.535		103.95	0.172	16:37:21.951
8 -	44.175	24.188	***1:08.363***	**(1)**	***104.21***		***16:38:30.314***
9 -	44.211	24.614	1:08.825		103.51	0.462	16:39:39.139
10 -	44.621	24.389	1:09.010		103.24	0.647	16:40:48.149
11 -	44.349	24.557	1:08.906		103.39	0.543	16:41:57.055

P11 S1 F250 N Paul PLATT PVP/Gas Gas

IDEAL LAP TIME : 1:08.588 BEST LAP TIME : 1:09.048 DIFFERENCE : 0.460

LAP	SECTOR 1	SECTOR 2	LAP TIME		MPH	DIFF	TIME OF DAY
1 -		26.143	1:15.933		93.82	6.885	16:30:30.353
2 -	44.939	26.510	1:11.449		99.71	2.401	16:31:41.802
3 -	44.823	24.740	1:09.563		102.41	0.515	16:32:51.365
4 -	44.734	24.664	1:09.398	(3)	102.66	0.350	16:34:00.763
5 -	44.444	24.934	1:09.378	(2)	102.69	0.330	16:35:10.141
6 -	44.927	24.808	1:09.735		102.16	0.687	16:36:19.876
7 -	45.151	24.699	1:09.850		101.99	0.802	16:37:29.726
8 -	44.636	***24.412***	***1:09.048***	**(1)**	***103.18***		***16:38:38.774***
9 -	***44.176***	25.475	1:09.651		102.29	0.603	16:39:48.425
10 -	44.886	24.536	1:09.422		102.62	0.374	16:40:57.847
11 -	44.352	25.101	1:09.453		102.58	0.405	16:42:07.300

P12 35 F250 N Sam HEMPSHALL Anderson/DEA

IDEAL LAP TIME : 1:08.432 BEST LAP TIME : 1:08.847 DIFFERENCE : 0.415

LAP	SECTOR 1	SECTOR 2	LAP TIME		MPH	DIFF	TIME OF DAY
1 -		26.246	1:17.504		91.92	8.657	16:30:31.924
2 -	44.429	25.615	1:10.044		101.71	1.197	16:31:41.968
3 -	44.926	25.108	1:10.034		101.73	1.187	16:32:52.002
4 -	44.388	24.635	1:09.023	(2)	103.22	0.176	16:34:01.025
5 -	44.497	24.874	1:09.371		102.70	0.524	16:35:10.396
6 -	44.786	25.349	1:10.135		101.58	1.288	16:36:20.531
7 -	44.763	24.923	1:09.686		102.23	0.839	16:37:30.217
8 -	44.553	24.294	***1:08.847***	**(1)**	***103.48***		***16:38:39.064***
9 -	44.195	25.711	1:09.906		101.91	1.059	16:39:48.970
10 -	45.188	***24.240***	1:09.428		102.61	0.581	16:40:58.398
11 -	***44.192***	24.963	1:09.155	(3)	103.02	0.308	16:42:07.553

BMCRC - MRO Championships 2024 - Rnd 4 @ Donington National

British Superkarts

RACE 13 - SECTOR ANALYSIS

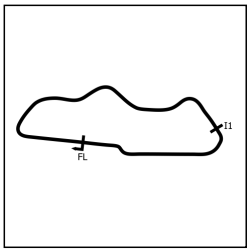

SECTOR 1 = FL to I1, SECTOR 2 = I1 to FL, DIFF = Difference To Personal Best Lap, P = Crossed Finish Line in Pit Lane, D = Time Disallowed

P13 101 F250 N Lee PLAIN — Anderson/DEA

IDEAL LAP TIME : 1:08.356 BEST LAP TIME : 1:08.356 DIFFERENCE : 0.000

LAP	SECTOR 1	SECTOR 2	LAP TIME	MPH	DIFF	TIME OF DAY
1 -		25.825	1:16.977	92.55	8.621	16:30:31.397
2 -	45.084	25.614	1:10.698	100.77	2.342	16:31:42.095
3 -	44.913	25.339	1:10.252	101.41	1.896	16:32:52.347
4 -	44.435	24.496	1:08.931 (2)	103.35	0.575	16:34:01.278
5 -	44.538	24.885	1:09.423	102.62	1.067	16:35:10.701
6 -	44.661	24.682	1:09.343 (3)	102.74	0.987	16:36:20.044
7 -	45.156	24.728	1:09.884	101.94	1.528	16:37:29.928
8 -	***43.908***	***24.448***	***1:08.356 (1)***	***104.22***		***16:38:38.284***
9 -	44.572	25.897	1:10.469	101.10	2.113	16:39:48.753
10 -	44.816	24.751	1:09.567	102.41	1.211	16:40:58.320
11 -	44.589	25.043	1:09.632	102.31	1.276	16:42:07.952

P14 72 Div1 Richard DEWART — Anderson/VM

IDEAL LAP TIME : 1:08.766 BEST LAP TIME : 1:08.813 DIFFERENCE : 0.047

LAP	SECTOR 1	SECTOR 2	LAP TIME	MPH	DIFF	TIME OF DAY
1 -		25.676	1:16.281	93.39	7.468	16:30:30.701
2 -	44.815	25.465	1:10.280	101.37	1.467	16:31:40.981
3 -	44.567	24.762	1:09.329	102.76	0.516	16:32:50.310
4 -	44.630	24.601	1:09.231 (3)	102.91	0.418	16:33:59.541
5 -	***44.187***	24.779	1:08.966 (2)	103.30	0.153	16:35:08.507
6 -	44.234	***24.579***	***1:08.813 (1)***	***103.53***		***16:36:17.320***
7 -	45.702	25.538	1:11.240	100.00	2.427	16:37:28.560
8 -	44.550	24.782	1:09.332	102.76	0.519	16:38:37.892
9 -	44.675	26.088	1:10.763	100.68	1.950	16:39:48.655
10 -	46.232	24.901	1:11.133	100.15	2.320	16:40:59.788
11 -	44.734	26.233	1:10.967	100.39	2.154	16:42:10.755

P15 93 Div1 Johnny WEST — Anderson/VM

IDEAL LAP TIME : 1:11.299 BEST LAP TIME : 1:11.476 DIFFERENCE : 0.177

LAP	SECTOR 1	SECTOR 2	LAP TIME	MPH	DIFF	TIME OF DAY
1 -		25.534	1:19.172	89.98	7.696	16:30:33.592
2 -	***45.839***	25.700	1:11.539 (3)	99.59	0.063	16:31:45.131
3 -	46.016	***25.460***	***1:11.476 (1)***	***99.67***		***16:32:56.607***
4 -	47.168	25.601	1:12.769	97.90	1.293	16:34:09.376
5 -	46.101	25.530	1:11.631	99.46	0.155	16:35:21.007
6 -	47.363	25.969	1:13.332	97.15	1.856	16:36:34.339
7 -	47.058	25.801	1:12.859	97.78	1.383	16:37:47.198
8 -	46.240	26.566	1:12.806	97.85	1.330	16:39:00.004
9 -	45.914	27.246	1:13.160	97.38	1.684	16:40:13.164
10 -	45.929	25.552	1:11.481 (2)	99.67	0.005	16:41:24.645

P16 66 Div1 John FAULKNER — Anderson/FPE

IDEAL LAP TIME : 1:10.883 BEST LAP TIME : 1:10.969 DIFFERENCE : 0.086

LAP	SECTOR 1	SECTOR 2	LAP TIME	MPH	DIFF	TIME OF DAY
1 -		26.524	1:20.480	88.52	9.511	16:30:34.900
2 -	47.348	26.725	1:14.073	96.18	3.104	16:31:48.973
3 -	47.095	25.692	1:12.787	97.88	1.818	16:33:01.760
4 -	46.274	25.495	1:11.769	99.27	0.800	16:34:13.529
5 -	45.738	***25.231***	***1:10.969 (1)***	***100.39***		***16:35:24.498***
6 -	46.158	25.389	1:11.547 (2)	99.57	0.578	16:36:36.045
7 -	45.879	25.844	1:11.723	99.33	0.754	16:37:47.768
8 -	45.892	26.702	1:12.594	98.14	1.625	16:39:00.362
9 -	46.026	27.481	1:13.507	96.92	2.538	16:40:13.869
10 -	***45.652***	25.923	1:11.575 (3)	99.54	0.606	16:41:25.444

BMCRC - MRO Championships 2024 - Rnd 4 @ Donington National

British Superkarts

RACE 13 - SECTOR ANALYSIS

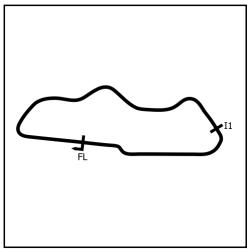

SECTOR 1 = FL to I1, SECTOR 2 = I1 to FL, DIFF = Difference To Personal Best Lap, P = Crossed Finish Line in Pit Lane, D = Time Disallowed

P17 18 Div1 Andy WAITE PVP/VM

IDEAL LAP TIME : 1:08.537 BEST LAP TIME : 1:08.537 DIFFERENCE : 0.000

LAP	SECTOR 1	SECTOR 2	LAP TIME	MPH	DIFF	TIME OF DAY
1 -		25.224	1:15.365	94.53	6.828	16:30:29.785
2 -	44.978	25.974	1:10.952	100.41	2.415	16:31:40.737
3 -	***44.236***	***24.301***	***1:08.537 (1)***	***103.95***		***16:32:49.274***
4 -	1:05.860	25.708	1:31.568	77.80	23.031	16:34:20.842
5 -	46.112	25.461	1:11.573	99.54	3.036	16:35:32.415
6 -	46.504	24.754	1:11.258	99.98	2.721	16:36:43.673
7 -	44.943	24.896	1:09.839 (2)	102.01	1.302	16:37:53.512
8 -	44.681	25.506	1:10.187 (3)	101.50	1.650	16:39:03.699
9 -	45.102	25.899	1:11.001	100.34	2.464	16:40:14.700
10 -	46.222	25.068	1:11.290	99.93	2.753	16:41:25.990

P18 49 F250 N Michael PARR Anderson/Vipert SK250

IDEAL LAP TIME : 1:10.683 BEST LAP TIME : 1:10.696 DIFFERENCE : 0.013

LAP	SECTOR 1	SECTOR 2	LAP TIME	MPH	DIFF	TIME OF DAY
1 -		26.779	1:21.533	87.38	10.837	16:30:35.953
2 -	46.994	25.908	1:12.902	97.72	2.206	16:31:48.855
3 -	46.343	25.761	1:12.104	98.81	1.408	16:33:00.959
4 -	46.518	25.210	1:11.728 (3)	99.32	1.032	16:34:12.687
5 -	45.712	***24.984***	***1:10.696 (1)***	***100.77***		***16:35:23.383***
6 -	***45.699***	25.410	1:11.109 (2)	100.19	0.413	16:36:34.492
7 -	46.959	26.468	1:13.427	97.03	2.731	16:37:47.919
8 -	45.890	26.808	1:12.698	98.00	2.002	16:39:00.617
9 -	45.891	26.991	1:12.882	97.75	2.186	16:40:13.499
10 -	46.781	25.965	1:12.746	97.93	2.050	16:41:26.245

P19 50 F250 N John BUSBY Anderson/DEA

IDEAL LAP TIME : 1:10.847 BEST LAP TIME : 1:11.223 DIFFERENCE : 0.376

LAP	SECTOR 1	SECTOR 2	LAP TIME	MPH	DIFF	TIME OF DAY
1 -		30.369	1:22.178	86.69	10.955	16:30:36.598
2 -	47.933	25.936	1:13.869	96.44	2.646	16:31:50.467
3 -	46.462	25.876	1:12.338	98.49	1.115	16:33:02.805
4 -	46.446	26.000	1:12.446	98.34	1.223	16:34:15.251
5 -	46.297	25.775	1:12.072	98.85	0.849	16:35:27.323
6 -	46.199	25.350	1:11.549 (2)	99.57	0.326	16:36:38.872
7 -	46.253	25.463	1:11.716 (3)	99.34	0.493	16:37:50.588
8 -	45.931	***25.292***	***1:11.223 (1)***	***100.03***		***16:39:01.811***
9 -	***45.555***	26.387	1:11.942	99.03	0.719	16:40:13.753
10 -	46.693	25.984	1:12.677	98.03	1.454	16:41:26.430

P20 107 F250 N Aaron POWELL Anderson/Honda

IDEAL LAP TIME : 1:11.218 BEST LAP TIME : 1:11.408 DIFFERENCE : 0.190

LAP	SECTOR 1	SECTOR 2	LAP TIME	MPH	DIFF	TIME OF DAY
1 -		26.695	1:18.702	90.52	7.294	16:30:33.122
2 -	47.444	26.332	1:13.776	96.57	2.368	16:31:46.898
3 -	***45.842***	25.566	***1:11.408 (1)***	***99.77***		***16:32:58.306***
4 -	46.722	26.403	1:13.125	97.43	1.717	16:34:11.431
5 -	46.008	25.609	1:11.617 (2)	99.48	0.209	16:35:23.048
6 -	46.778	***25.376***	1:12.154 (3)	98.74	0.746	16:36:35.202
7 -	46.466	26.538	1:13.004	97.59	1.596	16:37:48.206
8 -	45.905	26.952	1:12.857	97.78	1.449	16:39:01.063
9 -	46.051	26.719	1:12.770	97.90	1.362	16:40:13.833
10 -	46.808	25.857	1:12.665	98.04	1.257	16:41:26.498

BMCRC - MRO Championships 2024 - Rnd 4 @ Donington National

British Superkarts

RACE 13 - SECTOR ANALYSIS

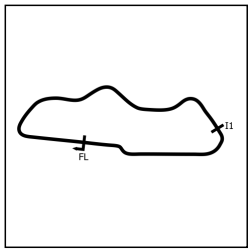

SECTOR 1 = FL to I1, SECTOR 2 = I1 to FL, DIFF = Difference To Personal Best Lap, P = Crossed Finish Line in Pit Lane, D = Time Disallowed

P21 14 Div1 Nathan BARTON — Anderson/Barker FPE

IDEAL LAP TIME : BEST LAP TIME : 1:10.340 DIFFERENCE :

LAP	SECTOR 1	SECTOR 2	LAP TIME		MPH	DIFF	TIME OF DAY
1 -			1:26.801		82.07	16.461	16:30:41.221
2 -			1:14.359		95.81	4.019	16:31:55.580
3 -			1:12.317		98.51	1.977	16:33:07.897
4 -			1:13.098		97.46	2.758	16:34:20.995
5 -			1:10.997		100.35	0.657	16:35:31.992
6 -			1:11.273		99.96	0.933	16:36:43.265
7 -			1:10.448	(2)	101.13	0.108	16:37:53.713
8 -			1:10.747	(3)	100.70	0.407	16:39:04.460
9 -			***1:10.340***	***(1)***	***101.28***		***16:40:14.800***
10 -			1:11.942		99.03	1.602	16:41:26.742

P22 143 F250 N John READER — Anderson/Honda

IDEAL LAP TIME : 1:10.981 BEST LAP TIME : 1:11.270 DIFFERENCE : 0.289

LAP	SECTOR 1	SECTOR 2	LAP TIME		MPH	DIFF	TIME OF DAY
1 -		26.804	1:21.058		87.89	9.788	16:30:35.478
2 -	47.182	26.255	1:13.437		97.01	2.167	16:31:48.915
3 -	47.335	26.037	1:13.372		97.10	2.102	16:33:02.287
4 -	46.586	25.965	1:12.551		98.20	1.281	16:34:14.838
5 -	46.424	25.596	1:12.020		98.92	0.750	16:35:26.858
6 -	46.279	26.005	1:12.284		98.56	1.014	16:36:39.142
7 -	46.448	25.347	1:11.795	(2)	99.23	0.525	16:37:50.937
8 -	46.090	***25.180***	***1:11.270***	***(1)***	***99.96***		***16:39:02.207***
9 -	***45.801***	26.086	1:11.887	(3)	99.10	0.617	16:40:14.094
10 -	47.027	25.947	1:12.974		97.63	1.704	16:41:27.068

P23 90 F250 N Rob AUSTIN — Anderson/Viper

IDEAL LAP TIME : 1:11.262 BEST LAP TIME : 1:11.329 DIFFERENCE : 0.067

LAP	SECTOR 1	SECTOR 2	LAP TIME		MPH	DIFF	TIME OF DAY
1 -		27.096	1:22.637		86.21	11.308	16:30:37.057
2 -	47.109	26.018	1:13.127		97.42	1.798	16:31:50.184
3 -	47.165	25.878	1:13.043		97.54	1.714	16:33:03.227
4 -	46.511	25.789	1:12.300		98.54	0.971	16:34:15.527
5 -	46.571	25.793	1:12.364		98.45	1.035	16:35:27.891
6 -	46.477	25.463	1:11.940	(3)	99.03	0.611	16:36:39.831
7 -	***45.938***	25.391	***1:11.329***	***(1)***	***99.88***		***16:37:51.160***
8 -	46.135	25.685	1:11.820	(2)	99.20	0.491	16:39:02.980
9 -	46.371	25.935	1:12.306		98.53	0.977	16:40:15.286
10 -	46.691	***25.324***	1:12.015		98.93	0.686	16:41:27.301

P24 161 F250 N Richard CONNICK — Jade/Honda

IDEAL LAP TIME : 1:12.520 BEST LAP TIME : 1:13.146 DIFFERENCE : 0.626

LAP	SECTOR 1	SECTOR 2	LAP TIME		MPH	DIFF	TIME OF DAY
1 -		27.445	1:23.249		85.58	10.103	16:30:37.669
2 -	47.766	26.388	1:14.154		96.07	1.008	16:31:51.823
3 -	46.899	26.331	1:13.230	(3)	97.29	0.084	16:33:05.053
4 -	***46.593***	26.563	1:13.156	(2)	97.38	0.010	16:34:18.209
5 -	46.731	26.415	***1:13.146***	***(1)***	***97.40***		***16:35:31.355***
6 -	47.365	***25.927***	1:13.292		97.20	0.146	16:36:44.647
7 -	47.023	26.705	1:13.728		96.63	0.582	16:37:58.375
8 -	47.330	26.327	1:13.657		96.72	0.511	16:39:12.032
9 -	48.446	26.362	1:14.808		95.23	1.662	16:40:26.840
10 -	47.902	26.496	1:14.398		95.76	1.252	16:41:41.238

BMCRC - MRO Championships 2024 - Rnd 4 @ Donington National

British Superkarts

RACE 13 - SECTOR ANALYSIS

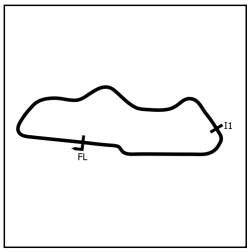

SECTOR 1 = FL to I1, SECTOR 2 = I1 to FL, DIFF = Difference To Personal Best Lap, P = Crossed Finish Line in Pit Lane, D = Time Disallowed

P25 643 F125 O Ollie HOLMES — Anderson AK/TM R1

IDEAL LAP TIME : 1:12.730 BEST LAP TIME : 1:12.730 DIFFERENCE : 0.000

LAP	SECTOR 1	SECTOR 2	LAP TIME	MPH	DIFF	TIME OF DAY
1 -		26.954	1:21.988	86.89	9.258	16:30:36.408
2 -	47.887	26.577	1:14.464	95.67	1.734	16:31:50.872
3 -	***46.867***	***25.863***	***1:12.730 (1)***	***97.96***		***16:33:03.602***
4 -	47.036	25.941	1:12.977 **(2)**	97.62	0.247	16:34:16.579
5 -	47.349	26.231	1:13.580 **(3)**	96.82	0.850	16:35:30.159
6 -	47.693	26.520	1:14.213	96.00	1.483	16:36:44.372
7 -	47.726	26.673	1:14.399	95.76	1.669	16:37:58.771
8 -	47.308	26.514	1:13.822	96.51	1.092	16:39:12.593
9 -	48.209	26.212	1:14.421	95.73	1.691	16:40:27.014
10 -	48.153	26.242	1:14.395	95.76	1.665	16:41:41.409

P26 139 F250 N Rob RANDALL — Jade/Honda

IDEAL LAP TIME : 1:12.849 BEST LAP TIME : 1:13.059 DIFFERENCE : 0.210

LAP	SECTOR 1	SECTOR 2	LAP TIME	MPH	DIFF	TIME OF DAY
1 -		27.499	1:23.568	85.25	10.509	16:30:37.988
2 -	47.219	27.123	1:14.342	95.83	1.283	16:31:52.330
3 -	46.960	26.225	1:13.185 **(2)**	97.35	0.126	16:33:05.515
4 -	46.822	26.364	1:13.186 **(3)**	97.34	0.127	16:34:18.701
5 -	***46.762***	26.608	1:13.370	97.10	0.311	16:35:32.071
6 -	48.459	26.196	1:14.655	95.43	1.596	16:36:46.726
7 -	46.972	***26.087***	***1:13.059 (1)***	***97.51***		***16:37:59.785***
8 -	46.849	26.515	1:13.364	97.11	0.305	16:39:13.149
9 -	48.515	26.276	1:14.791	95.26	1.732	16:40:27.940
10 -	47.480	26.397	1:13.877	96.43	0.818	16:41:41.817

P27 47 F250 N Arran MAILE — Birel/Honda

IDEAL LAP TIME : 1:12.200 BEST LAP TIME : 1:12.662 DIFFERENCE : 0.462

LAP	SECTOR 1	SECTOR 2	LAP TIME	MPH	DIFF	TIME OF DAY
1 -		26.978	1:21.171	87.77	8.509	16:30:35.591
2 -	47.770	***25.753***	1:13.523	96.90	0.861	16:31:49.114
3 -	47.260	26.176	1:13.436	97.01	0.774	16:33:02.550
4 -	46.937	25.923	1:12.860 **(2)**	97.78	0.198	16:34:15.410
5 -	***46.447***	26.215	***1:12.662 (1)***	***98.05***		***16:35:28.072***
6 -	46.914	26.100	1:13.014 **(3)**	97.57	0.352	16:36:41.086
7 -	46.891	26.690	1:13.581	96.82	0.919	16:37:54.667
8 -	47.445	26.151	1:13.596	96.80	0.934	16:39:08.263
9 -	53.156	26.716	1:19.872	89.20	7.210	16:40:28.135
10 -	49.457	26.887	1:16.344	93.32	3.682	16:41:44.479

P28 26 F450 N Ronan MCCLINTOCK — Anderson/KTM

IDEAL LAP TIME : 1:13.349 BEST LAP TIME : 1:13.349 DIFFERENCE : 0.000

LAP	SECTOR 1	SECTOR 2	LAP TIME	MPH	DIFF	TIME OF DAY
1 -		27.487	1:24.073	84.74	10.724	16:30:38.493
2 -	48.247	26.214	1:14.461	95.68	1.112	16:31:52.954
3 -	47.562	26.137	1:13.699 **(2)**	96.67	0.350	16:33:06.653
4 -	47.934	26.518	1:14.452	95.69	1.103	16:34:21.105
5 -	48.060	26.059	1:14.119	96.12	0.770	16:35:35.224
6 -	47.809	25.991	1:13.800	96.53	0.451	16:36:49.024
7 -	***47.470***	***25.879***	***1:13.349 (1)***	***97.13***		***16:38:02.373***
8 -	47.644	26.141	1:13.785 **(3)**	96.55	0.436	16:39:16.158
9 -	48.196	27.294	1:15.490	94.37	2.141	16:40:31.648
10 -	48.997	26.732	1:15.729	94.08	2.380	16:41:47.377

BMCRC - MRO Championships 2024 - Rnd 4 @ Donington National

British Superkarts

RACE 13 - SECTOR ANALYSIS

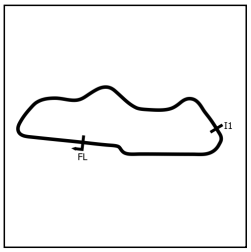

SECTOR 1 = FL to I1, SECTOR 2 = I1 to FL, DIFF = Difference To Personal Best Lap, P = Crossed Finish Line in Pit Lane, D = Time Disallowed

P29 69 F125 O Kosta KYRITSIS Anderson AK/ TMR1

IDEAL LAP TIME : 1:13.201 BEST LAP TIME : 1:13.564 DIFFERENCE : 0.363

LAP	SECTOR 1	SECTOR 2	LAP TIME	MPH	DIFF	TIME OF DAY
1 -		27.943	1:23.934	84.88	10.370	16:30:38.354
2 -	48.657	26.614	1:15.271	94.65	1.707	16:31:53.625
3 -	48.474	26.653	1:15.127	94.83	1.563	16:33:08.752
4 -	47.430	***26.134***	***1:13.564*** **(1)**	***96.84***		***16:34:22.316***
5 -	47.200	26.711	1:13.911 **(2)**	96.39	0.347	16:35:36.227
6 -	47.550	26.520	1:14.070	96.18	0.506	16:36:50.297
7 -	48.220	26.553	1:14.773	95.28	1.209	16:38:05.070
8 -	47.636	26.508	1:14.144	96.09	0.580	16:39:19.214
9 -	***47.067***	26.922	1:13.989 **(3)**	96.29	0.425	16:40:33.203
10 -	47.975	26.354	1:14.329	95.85	0.765	16:41:47.532

P30 115 F250 N Mark RADFORD Raider/KTM SX250

IDEAL LAP TIME : 1:13.366 BEST LAP TIME : 1:13.384 DIFFERENCE : 0.018

LAP	SECTOR 1	SECTOR 2	LAP TIME	MPH	DIFF	TIME OF DAY
1 -		28.366	1:24.595	84.21	11.211	16:30:39.015
2 -	48.289	26.601	1:14.890	95.13	1.506	16:31:53.905
3 -	48.485	26.511	1:14.996	95.00	1.612	16:33:08.901
4 -	48.068	26.375	1:14.443	95.70	1.059	16:34:23.344
5 -	47.521	***26.152***	1:13.673 **(2)**	96.70	0.289	16:35:37.017
6 -	***47.214***	26.170	***1:13.384*** **(1)**	***97.08***		***16:36:50.401***
7 -	47.902	26.471	1:14.373	95.79	0.989	16:38:04.774
8 -	47.539	26.414	1:13.953 **(3)**	96.34	0.569	16:39:18.727
9 -	47.387	26.625	1:14.012	96.26	0.628	16:40:32.739
10 -	48.695	26.436	1:15.131	94.82	1.747	16:41:47.870

P31 114 F125 O Carl HOPKIN Anderson AK/TM R1

IDEAL LAP TIME : 1:15.703 BEST LAP TIME : 1:15.834 DIFFERENCE : 0.131

LAP	SECTOR 1	SECTOR 2	LAP TIME	MPH	DIFF	TIME OF DAY
1 -		27.651	1:25.082	83.73	9.248	16:30:39.502
2 -	***48.789***	27.204	1:15.993 **(3)**	93.75	0.159	16:31:55.495
3 -	48.794	27.177	1:15.971 **(2)**	93.78	0.137	16:33:11.466
4 -	49.623	27.652	1:17.275	92.19	1.441	16:34:28.741
5 -	49.329	27.254	1:16.583	93.03	0.749	16:35:45.324
6 -	49.833	27.143	1:16.976	92.55	1.142	16:37:02.300
7 -	49.307	27.753	1:17.060	92.45	1.226	16:38:19.360
8 -	49.315	27.506	1:16.821	92.74	0.987	16:39:36.181
9 -	49.222	27.348	1:16.570	93.04	0.736	16:40:52.751
10 -	48.920	***26.914***	***1:15.834*** **(1)**	***93.95***		***16:42:08.585***

P32 97 F125 O Toby VINCENT Anderson/TM

IDEAL LAP TIME : 1:17.257 BEST LAP TIME : 1:17.954 DIFFERENCE : 0.697

LAP	SECTOR 1	SECTOR 2	LAP TIME	MPH	DIFF	TIME OF DAY
1 -		28.675	1:28.293	80.69	10.339	16:30:42.713
2 -	50.786	27.682	1:18.468	90.79	0.514	16:32:01.181
3 -	***49.966***	28.855	1:18.821	90.39	0.867	16:33:20.002
4 -	50.301	27.653	***1:17.954*** **(1)**	***91.39***		***16:34:37.956***
5 -	51.803	27.438	1:19.241	89.91	1.287	16:35:57.197
6 -	50.931	***27.291***	1:18.222 **(3)**	91.08	0.268	16:37:15.419
7 -	50.941	27.763	1:18.704	90.52	0.750	16:38:34.123
8 -	50.693	27.402	1:18.095 **(2)**	91.23	0.141	16:39:52.218
9 -	51.478	27.899	1:19.377	89.75	1.423	16:41:11.595
10 -	51.594	27.764	1:19.358	89.77	1.404	16:42:30.953

BMCRC - MRO Championships 2024 - Rnd 4 @ Donington National

British Superkarts

RACE 13 - SECTOR ANALYSIS

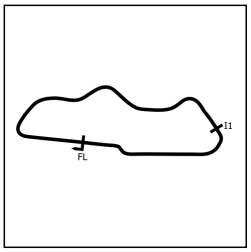

SECTOR 1 = FL to I1, SECTOR 2 = I1 to FL, DIFF = Difference To Personal Best Lap, P = Crossed Finish Line in Pit Lane, D = Time Disallowed

P33 76 F250 N Alex DUDLEY — PVP/TM

IDEAL LAP TIME : 1:17.835 BEST LAP TIME : 1:17.835 DIFFERENCE : 0.000

LAP	SECTOR 1	SECTOR 2	LAP TIME	MPH	DIFF	TIME OF DAY
1 -		29.144	1:32.402	77.10	14.567	16:30:46.822
2 -	51.185	28.594	1:19.779	89.30	1.944	16:32:06.601
3 -	52.364	28.768	1:21.132	87.81	3.297	16:33:27.733
4 -	52.043	28.780	1:20.823	88.15	2.988	16:34:48.556
5 -	50.666	28.173	1:18.839	90.36	1.004	16:36:07.395
6 -	51.473	28.101	1:19.574	89.53	1.739	16:37:26.969
7 -	50.330	28.022	1:18.352 (2)	90.93	0.517	16:38:45.321
8 -	***50.138***	***27.697***	***1:17.835 (1)***	***91.53***		***16:40:03.156***
9 -	50.684	28.055	1:18.739 (3)	90.48	0.904	16:41:21.895

P34 77 F450 N Terence DUDLEY — Anderson/KTM

IDEAL LAP TIME : 1:19.440 BEST LAP TIME : 1:19.715 DIFFERENCE : 0.275

LAP	SECTOR 1	SECTOR 2	LAP TIME	MPH	DIFF	TIME OF DAY
1 -		29.188	1:33.688	76.04	13.973	16:30:48.108
2 -	52.333	29.257	1:21.590	87.32	1.875	16:32:09.698
3 -	52.161	28.727	1:20.888	88.08	1.173	16:33:30.586
4 -	52.518	29.154	1:21.672	87.23	1.957	16:34:52.258
5 -	51.417	28.822	1:20.239 (3)	88.79	0.524	16:36:12.497
6 -	51.539	***28.176***	***1:19.715 (1)***	***89.37***		***16:37:32.212***
7 -	51.704	28.576	1:20.280	88.74	0.565	16:38:52.492
8 -	***51.264***	28.907	1:20.171 (2)	88.86	0.456	16:40:12.663
9 -	53.418	28.504	1:21.922	86.96	2.207	16:41:34.585

P35 98 F125 O Marty BAKER — Anderson/TM

IDEAL LAP TIME : 1:19.189 BEST LAP TIME : 1:19.598 DIFFERENCE : 0.409

LAP	SECTOR 1	SECTOR 2	LAP TIME	MPH	DIFF	TIME OF DAY
1 -		29.110	1:33.415	76.26	13.817	16:30:47.835
2 -	52.407	29.591	1:21.998	86.88	2.400	16:32:09.833
3 -	52.889	28.566	1:21.455	87.46	1.857	16:33:31.288
4 -	52.065	29.336	1:21.401	87.52	1.803	16:34:52.689
5 -	51.544	29.304	1:20.848	88.12	1.250	16:36:13.537
6 -	51.580	28.924	1:20.504 (3)	88.50	0.906	16:37:34.041
7 -	51.464	28.940	1:20.404 (2)	88.61	0.806	16:38:54.445
8 -	***51.127***	29.784	1:20.911	88.05	1.313	16:40:15.356
9 -	51.536	***28.062***	***1:19.598 (1)***	***89.50***		***16:41:34.954***

P36 99 F125 O Aston BAKER — Anderson/TM

IDEAL LAP TIME : 1:18.431 BEST LAP TIME : 1:19.594 DIFFERENCE : 1.163

LAP	SECTOR 1	SECTOR 2	LAP TIME	MPH	DIFF	TIME OF DAY
1 -		29.049	1:32.758	76.80	13.164	16:30:47.178
2 -	51.198	28.396	***1:19.594 (1)***	***89.51***		***16:32:06.772***
3 -	52.252	28.924	1:21.176	87.76	1.582	16:33:27.948
4 -	54.902	29.451	1:24.353	84.46	4.759	16:34:52.301
5 -	51.761	29.437	1:21.198	87.74	1.604	16:36:13.499
6 -	51.946	28.853	1:20.799 (3)	88.17	1.205	16:37:34.298
7 -	51.390	***28.298***	1:19.688 (2)	89.40	0.094	16:38:53.986
8 -	***50.133***	30.875	1:21.008	87.94	1.414	16:40:14.994
9 -	55.389	28.303	1:23.692	85.12	4.098	16:41:38.686

BMCRC - MRO Championships 2024 - Rnd 4 @ Donington National

British Superkarts

RACE 13 - SECTOR ANALYSIS

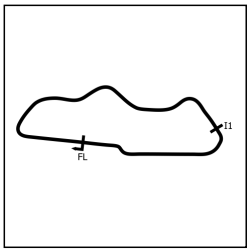

SECTOR 1 = FL to I1, SECTOR 2 = I1 to FL, DIFF = Difference To Personal Best Lap, P = Crossed Finish Line in Pit Lane, D = Time Disallowed

P37 17 F125 O Gary POTKINS — Anderson/TM

IDEAL LAP TIME : 1:20.448 BEST LAP TIME : 1:20.882 DIFFERENCE : 0.434

LAP	SECTOR 1	SECTOR 2	LAP TIME		MPH	DIFF	TIME OF DAY
1 -		28.759	1:35.561		74.55	14.679	16:30:49.981
2 -	53.515	29.542	1:23.057		85.78	2.175	16:32:13.038
3 -	52.610	28.847	1:21.457		87.46	0.575	16:33:34.495
4 -	53.948	29.381	1:23.329		85.50	2.447	16:34:57.824
5 -	52.235	28.924	1:21.159	(3)	87.78	0.277	16:36:18.983
6 -	52.496	29.362	1:21.858		87.03	0.976	16:37:40.841
7 -	52.721	31.656	1:24.377		84.43	3.495	16:39:05.218
8 -	***52.024***	28.858	***1:20.882***	**(1)**	***88.08***		***16:40:26.100***
9 -	52.659	***28.424***	1:21.083	(2)	87.86	0.201	16:41:47.183

P38 75 F250 N Kevin DUDLEY — Anderson/Gas Gas

IDEAL LAP TIME : 1:20.591 BEST LAP TIME : 1:21.444 DIFFERENCE : 0.853

LAP	SECTOR 1	SECTOR 2	LAP TIME		MPH	DIFF	TIME OF DAY
1 -		30.589	1:37.711		72.91	16.267	16:30:52.131
2 -	53.916	30.449	1:24.365		84.45	2.921	16:32:16.496
3 -	52.708	30.520	1:23.228		85.60	1.784	16:33:39.724
4 -	55.308	29.807	1:25.115		83.70	3.671	16:35:04.839
5 -	53.027	29.393	1:22.420	(3)	86.44	0.976	16:36:27.259
6 -	52.809	30.624	1:23.433		85.39	1.989	16:37:50.692
7 -	52.391	***29.053***	***1:21.444***	**(1)**	***87.47***		***16:39:12.136***
8 -	***51.538***	30.873	1:22.411	(2)	86.45	0.967	16:40:34.547
9 -	53.455	29.675	1:23.130		85.70	1.686	16:41:57.677

P39 27 Div1 Alan WITHEROW — Anderson/PVP

IDEAL LAP TIME : 1:06.772 BEST LAP TIME : 1:07.563 DIFFERENCE : 0.791

LAP	SECTOR 1	SECTOR 2	LAP TIME		MPH	DIFF	TIME OF DAY
1 -		25.177	1:15.547		94.30	7.984	16:30:29.967
2 -	44.723	24.646	1:09.369		102.70	1.806	16:31:39.336
3 -	43.529	24.214	1:07.743	(2)	105.17	0.180	16:32:47.079
4 -	43.704	24.143	1:07.847	(3)	105.01	0.284	16:33:54.926
5 -	43.530	25.706	1:09.236		102.90	1.673	16:35:04.162
6 -	44.157	24.757	1:08.914		103.38	1.351	16:36:13.076
7 -	43.537	24.351	1:07.888		104.94	0.325	16:37:20.964
8 -	43.548	***24.015***	***1:07.563***	**(1)**	***105.45***		***16:38:28.527***

P40 91 Div1 George BENTON — Anderson/Barker FPE

IDEAL LAP TIME : 1:09.558 BEST LAP TIME : 1:09.605 DIFFERENCE : 0.047

LAP	SECTOR 1	SECTOR 2	LAP TIME		MPH	DIFF	TIME OF DAY
1 -		27.219	1:22.471		86.38	12.866	16:30:36.891
2 -	46.750	25.697	1:12.447		98.34	2.842	16:31:49.338
3 -	46.926	26.770	1:13.696		96.67	4.091	16:33:03.034
4 -	46.050	25.918	1:11.968		98.99	2.363	16:34:15.002
5 -	44.948	24.928	1:09.876	(2)	101.96	0.271	16:35:24.878
6 -	44.756	***24.849***	***1:09.605***	**(1)**	***102.35***		***16:36:34.483***
7 -	46.597	25.065	1:11.662	(3)	99.42	2.057	16:37:46.145
8 -	***44.709***	IN PIT	1:18.100	**P**	91.22	8.495	16:39:04.245

Weather / Track : Cloudy / Dry

Donington Park National: 1.9790 miles
Date: 01/06/2024 Start: 16:29 Finish: 16:41

BMCRC - MRO Championships 2024 - Rnd 4 @ Donington National

British Superkarts

RACE 13 - SECTOR ANALYSIS

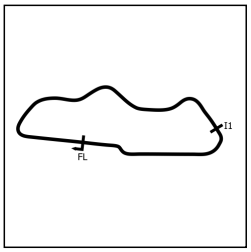

SECTOR 1 = FL to I1, SECTOR 2 = I1 to FL, DIFF = Difference To Personal Best Lap, P = Crossed Finish Line in Pit Lane, D = Time Disallowed

P41 59 F450 N Nick FLINT — Anderson/KTM

IDEAL LAP TIME : 1:12.445 BEST LAP TIME : 1:12.862 DIFFERENCE : 0.417

LAP	SECTOR 1	SECTOR 2	LAP TIME		MPH	DIFF	TIME OF DAY
1 -		27.644	1:23.853		84.96	10.991	16:30:38.273
2 -	47.775	26.114	1:13.889		96.42	1.027	16:31:52.162
3 -	46.870	26.154	1:13.024	(2)	97.56	0.162	16:33:05.186
4 -	46.916	26.386	1:13.302		97.19	0.440	16:34:18.488
5 -	46.726	26.462	1:13.188	(3)	97.34	0.326	16:35:31.676
6 -	48.435	***25.767***	1:14.202		96.01	1.340	16:36:45.878
7 -	***46.678***	26.184	***1:12.862***	***(1)***	***97.78***		***16:37:58.740***
8 -	47.103	26.234	1:13.337		97.14	0.475	16:39:12.077

P42 3 Div1 Carl HULME — Anderson/VM

IDEAL LAP TIME : 1:05.501 BEST LAP TIME : 1:05.528 DIFFERENCE : 0.027

LAP	SECTOR 1	SECTOR 2	LAP TIME		MPH	DIFF	TIME OF DAY
1 -		24.170	1:12.272		98.57	6.744	16:30:26.692
2 -	42.559	23.663	1:06.222	(3)	107.58	0.694	16:31:32.914
3 -	42.202	***23.326***	***1:05.528***	***(1)***	***108.72***		***16:32:38.442***
4 -	***42.175***	23.506	1:05.681	(2)	108.47	0.153	16:33:44.123
5 -	42.798	24.962	1:07.760		105.14	2.232	16:34:51.883
6 -	45.972	27.150	1:13.122		97.43	7.594	16:36:05.005
7 -	57.222	IN PIT	1:39.185	P	71.83	33.657	16:37:44.190

P43 44 Div1 Louis WALL — PVP/PVP

IDEAL LAP TIME : 1:07.926 BEST LAP TIME : 1:07.926 DIFFERENCE : 0.000

LAP	SECTOR 1	SECTOR 2	LAP TIME		MPH	DIFF	TIME OF DAY
1 -		28.404	1:19.151		90.01	11.225	16:30:33.571
2 -	46.024	25.893	1:11.917		99.06	3.991	16:31:45.488
3 -	***43.816***	***24.110***	***1:07.926***	***(1)***	***104.88***		***16:32:53.414***
4 -	44.015	24.123	1:08.138	(2)	104.56	0.212	16:34:01.552
5 -	44.118	24.804	1:08.922	(3)	103.37	0.996	16:35:10.474
6 -	45.216	IN PIT	1:24.799	P	84.01	16.873	16:36:35.273

P44 55 Div1 Ross WITHEROW — Anderson/PVP

IDEAL LAP TIME : 1:10.140 BEST LAP TIME : 1:10.245 DIFFERENCE : 0.105

LAP	SECTOR 1	SECTOR 2	LAP TIME		MPH	DIFF	TIME OF DAY
1 -		26.749	1:16.496		93.13	6.251	16:30:30.916
2 -	45.883	28.607	1:14.490		95.64	4.245	16:31:45.406
3 -	46.970	25.845	1:12.815	(2)	97.84	2.570	16:32:58.221
4 -	47.932	25.027	1:12.959	(3)	97.65	2.714	16:34:11.180
5 -	45.268	***24.977***	***1:10.245***	***(1)***	***101.42***		***16:35:21.425***
6 -	***45.163***	IN PIT	1:15.650	P	94.17	5.405	16:36:37.075

P45 29 Div1 Tom HATFIELD — Anderson/VM

IDEAL LAP TIME : 1:11.358 BEST LAP TIME : 1:11.963 DIFFERENCE : 0.605

LAP	SECTOR 1	SECTOR 2	LAP TIME		MPH	DIFF	TIME OF DAY
1 -		25.403	1:14.156		96.07	2.193	16:30:28.576
2 -	***46.323***	26.183	1:12.506	(2)	98.26	0.543	16:31:41.082
3 -	46.928	***25.035***	***1:11.963***	***(1)***	***99.00***		***16:32:53.045***
4 -	46.342	36.092	1:22.434	(3)	86.42	10.471	16:34:15.479
5 -	48.894	IN PIT	1:18.918	P	90.27	6.955	16:35:34.397

Weather / Track : Cloudy / Dry

Donington Park National: 1.9790 miles
Date: 01/06/2024 Start: 16:29 Finish: 16:41

BMCRC - MRO Championships 2024 - Rnd 4 @ Donington National

British Superkarts

RACE 13 - SECTOR ANALYSIS

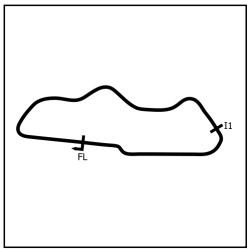

SECTOR 1 = FL to I1, SECTOR 2 = I1 to FL, DIFF = Difference To Personal Best Lap, P = Crossed Finish Line in Pit Lane, D = Time Disallowed

P46 9 Div1 Paul Von GERARD Jade/IAME

IDEAL LAP TIME : 1:07.712 BEST LAP TIME : 1:07.712 DIFFERENCE : 0.000

LAP	SECTOR 1	SECTOR 2	LAP TIME		MPH	DIFF	TIME OF DAY
1 -		25.787	1:16.700		92.88	8.988	16:30:31.120
2 -	44.920	24.819	1:09.739	(3)	102.16	2.027	16:31:40.859
3 -	43.596	24.665	1:08.261	(2)	104.37	0.549	16:32:49.120
4 -	***43.541***	***24.171***	***1:07.712***	**(1)**	***105.21***		***16:33:56.832***
5 -	45.779	IN PIT	4:31.425	**P**	26.24	3:23.713	16:38:28.257

P47 81 F250 N Ian CHALLINOR F1/Rotax 257

IDEAL LAP TIME : 1:24.104 BEST LAP TIME : 1:24.470 DIFFERENCE : 0.366

LAP	SECTOR 1	SECTOR 2	LAP TIME		MPH	DIFF	TIME OF DAY
1 -		31.258	1:38.750		72.14	14.280	16:30:53.170
2 -	54.670	***30.157***	1:24.827	(2)	83.99	0.357	16:32:17.997
3 -	***53.947***	30.523	***1:24.470***	**(1)**	***84.34***		***16:33:42.467***
4 -	56.163	36.739	1:32.902	(3)	76.68	8.432	16:35:15.369
5 -	1:38.513	IN PIT	3:15.351	**P**	36.47	1:50.881	16:38:30.720

P48 103 F250 N Kirk CATTERMOLE Raider/CAT TM

IDEAL LAP TIME : 1:10.587 BEST LAP TIME : 1:10.630 DIFFERENCE : 0.043

LAP	SECTOR 1	SECTOR 2	LAP TIME		MPH	DIFF	TIME OF DAY
1 -		25.475	1:15.154		94.79	4.524	16:30:29.574
2 -	45.588	26.898	1:12.486	(2)	98.28	1.856	16:31:42.060
3 -	45.385	***25.245***	***1:10.630***	**(1)**	***100.87***		***16:32:52.690***
4 -	***45.342***	IN PIT	1:24.461	**P**	84.35	13.831	16:34:17.151

P49 57 Div1 Mark PASK MS Kart/VM

IDEAL LAP TIME : 1:10.858 BEST LAP TIME : 1:11.120 DIFFERENCE : 0.262

LAP	SECTOR 1	SECTOR 2	LAP TIME		MPH	DIFF	TIME OF DAY
1 -		26.767	1:19.761		89.32	8.641	16:30:34.181
2 -	46.833	***25.058***	1:11.891	(2)	99.10	0.771	16:31:46.072
3 -	***45.800***	25.320	***1:11.120***	**(1)**	***100.17***		***16:32:57.192***
4 -	46.817	IN PIT	1:21.149	**P**	87.79	10.029	16:34:18.341

P50 144 F250 N Jack BLISS Raider/Honda

IDEAL LAP TIME : 1:11.033 BEST LAP TIME : 1:11.286 DIFFERENCE : 0.253

LAP	SECTOR 1	SECTOR 2	LAP TIME		MPH	DIFF	TIME OF DAY
1 -		27.713	1:20.102		88.94	8.816	16:30:34.522
2 -	45.935	***25.351***	***1:11.286***	**(1)**	***99.94***		***16:31:45.808***
3 -	***45.682***	25.982	1:11.664	(2)	99.41	0.378	16:32:57.472
4 -	46.686	IN PIT	1:21.692	**P**	87.21	10.406	16:34:19.164

P51 45 F450 N Alan FLEWITT Anderson/KTM

IDEAL LAP TIME : 1:20.520 BEST LAP TIME : 1:20.585 DIFFERENCE : 0.065

LAP	SECTOR 1	SECTOR 2	LAP TIME		MPH	DIFF	TIME OF DAY
1 -		***28.616***	1:31.476		77.88	10.891	16:30:45.896
2 -	***51.904***	28.681	***1:20.585***	**(1)**	***88.41***		***16:32:06.481***
3 -	52.063	28.909	1:20.972	(2)	87.98	0.387	16:33:27.453
4 -	55.969	IN PIT	1:29.666	**P**	79.45	9.081	16:34:57.119

P52 12 F450 N Kevin RIDLEY Silverstone/Yamaha

IDEAL LAP TIME : 1:15.584 BEST LAP TIME : 1:15.584 DIFFERENCE : 0.000

LAP	SECTOR 1	SECTOR 2	LAP TIME		MPH	DIFF	TIME OF DAY
1 -		33.685	1:25.150		83.67	9.566	16:30:39.570
2 -	***49.156***	***26.428***	***1:15.584***	**(1)**	***94.26***		***16:31:55.154***
3 -	51.095	34.148	1:25.243	(2)	83.58	9.659	16:33:20.397
4 -	1:03.394	IN PIT	1:46.995	**P**	66.58	31.411	16:35:07.392

Weather / Track : Cloudy / Dry

Donington Park National: 1.9790 miles
Date: 01/06/2024 Start: 16:29 Finish: 16:41

BMCRC - MRO Championships 2024 - Rnd 4 @ Donington National

British Superkarts

RACE 13 - SECTOR ANALYSIS

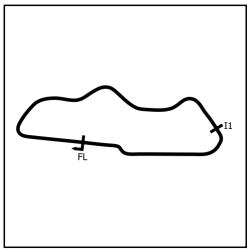

SECTOR 1 = FL to I1, SECTOR 2 = I1 to FL, DIFF = Difference To Personal Best Lap, P = Crossed Finish Line in Pit Lane, D = Time Disallowed

P53 41 F125 O Fletcher HURN Spyda/TM

IDEAL LAP TIME : 1:17.095 BEST LAP TIME : 1:17.095 DIFFERENCE : 0.000

LAP	SECTOR 1	SECTOR 2	LAP TIME	MPH	DIFF	TIME OF DAY
1 -		28.820	1:29.566	79.54	12.471	16:30:43.986
2 -	***49.681***	***27.414***	***1:17.095*** **(1)**	***92.41***		***16:32:01.081***
3 -	49.702	28.938	1:18.640 **(2)**	90.59	1.545	16:33:19.721

P54 74 Div1 Will LAWRENCE Anderson/FPE

IDEAL LAP TIME : 1:12.988 BEST LAP TIME : 1:13.123 DIFFERENCE : 0.135

LAP	SECTOR 1	SECTOR 2	LAP TIME	MPH	DIFF	TIME OF DAY
1 -		***26.014***	1:20.569	88.42	7.446	16:30:34.989
2 -	***46.974***	26.149	***1:13.123*** **(1)**	***97.43***		***16:31:48.112***

P55 62 Div1 Andy POWELL PVP/FPE

IDEAL LAP TIME : BEST LAP TIME : DIFFERENCE :

LAP	SECTOR 1	SECTOR 2	LAP TIME	MPH	DIFF	TIME OF DAY
1 -		***IN PIT***	1:31.390 **P**	77.95		16:30:45.810

Weather / Track : Cloudy / Dry

Donington Park National: 1.9790 miles
Date: 01/06/2024 Start: 16:29 Finish: 16:41

BMCRC - MRO Championships 2024 - Rnd 4 @ Donington National

British Superkarts

RACE 13 - BEST SECTORS

SECTOR 1

POS	NO	NAME	TIME
1	2	MORLEY	41.087
2	4	HARPHAM	41.715
3	87	TRITTON	41.865
4	21	NES	42.049
5	3	HULME	42.175
6	89	KINSEY	42.183
7	24	RUSHFORTH	42.363
8	68	EDWARDS	42.754
9	27	WITHEROW	42.757
10	8	GULLIFORD	42.878
11	85	ALLEN	43.147
12	9	GERARD	43.541
13	44	WALL	43.816
14	15	CLEMSON	43.895
15	101	PLAIN	43.908
16	S1	PLATT	44.176
17	72	DEWART	44.187
18	35	HEMPSHALL	44.192
19	18	WAITE	44.236
20	91	BENTON	44.709
21	55	WITHEROW	45.163
22	103	CATTERMOLE	45.342
23	50	BUSBY	45.555
24	66	FAULKNER	45.652
25	144	BLISS	45.682
26	49	PARR	45.699
27	57	PASK	45.800
28	143	READER	45.801
29	93	WEST	45.839
30	107	POWELL	45.842
31	90	AUSTIN	45.938
32	29	HATFIELD	46.323
33	47	MAILE	46.447
34	161	CONNICK	46.593
35	59	FLINT	46.678
36	139	RANDALL	46.762
37	643	HOLMES	46.867
38	74	LAWRENCE	46.974
39	69	KYRITSIS	47.067
40	115	RADFORD	47.214
41	26	MCCLINTOCK	47.470
42	114	HOPKIN	48.789
43	12	RIDLEY	49.156
44	41	HURN	49.681
45	97	VINCENT	49.966
46	99	BAKER	50.133
47	76	DUDLEY	50.138
48	98	BAKER	51.127
49	77	DUDLEY	51.264
50	75	DUDLEY	51.538
51	45	FLEWITT	51.904
52	17	POTKINS	52.024
53	81	CHALLINOR	53.947
54			
55			
56			
57			
58			

SECTOR 2

NO	NAME	TIME
2	MORLEY	22.841
4	HARPHAM	22.992
87	TRITTON	22.993
21	NES	23.203
24	RUSHFORTH	23.232
3	HULME	23.326
68	EDWARDS	23.668
8	GULLIFORD	23.707
89	KINSEY	23.860
85	ALLEN	23.890
27	WITHEROW	24.015
15	CLEMSON	24.046
44	WALL	24.110
9	GERARD	24.171
35	HEMPSHALL	24.240
18	WAITE	24.301
S1	PLATT	24.412
101	PLAIN	24.448
72	DEWART	24.579
91	BENTON	24.849
55	WITHEROW	24.977
49	PARR	24.984
29	HATFIELD	25.035
57	PASK	25.058
143	READER	25.180
66	FAULKNER	25.231
103	CATTERMOLE	25.245
50	BUSBY	25.292
90	AUSTIN	25.324
144	BLISS	25.351
107	POWELL	25.376
93	WEST	25.460
47	MAILE	25.753
59	FLINT	25.767
643	HOLMES	25.863
26	MCCLINTOCK	25.879
161	CONNICK	25.927
74	LAWRENCE	26.014
139	RANDALL	26.087
69	KYRITSIS	26.134
115	RADFORD	26.152
12	RIDLEY	26.428
114	HOPKIN	26.914
97	VINCENT	27.291
41	HURN	27.414
76	DUDLEY	27.697
98	BAKER	28.062
77	DUDLEY	28.176
99	BAKER	28.298
17	POTKINS	28.424
45	FLEWITT	28.616
75	DUDLEY	29.053
81	CHALLINOR	30.157

IDEAL / BEST COMPARISON

		PERFECT LAP	1:03.928		
POS	NO	NAME	IDEAL	BEST	DIFF
1	2	MORLEY	1:03.928	1:03.928	0.000
2	4	HARPHAM	1:04.707	1:04.707	0.000
3	87	TRITTON	1:04.858	1:05.187	0.329
4	21	NES	1:05.252	1:05.252	0.000
5	3	HULME	1:05.501	1:05.528	0.027
6	24	RUSHFORTH	1:05.595	1:05.636	0.041
7	89	KINSEY	1:06.043	1:06.402	0.359
8	68	EDWARDS	1:06.422	1:06.422	0.000
9	8	GULLIFORD	1:06.585	1:06.585	0.000
10	27	WITHEROW	1:06.772	1:07.563	0.791
11	85	ALLEN	1:07.037	1:07.037	0.000
12	9	GERARD	1:07.712	1:07.712	0.000
13	44	WALL	1:07.926	1:07.926	0.000
14	15	CLEMSON	1:07.941	1:08.363	0.422
15	101	PLAIN	1:08.356	1:08.356	0.000
16	35	HEMPSHALL	1:08.432	1:08.847	0.415
17	18	WAITE	1:08.537	1:08.537	0.000
18	S1	PLATT	1:08.588	1:09.048	0.460
19	72	DEWART	1:08.766	1:08.813	0.047
20	91	BENTON	1:09.558	1:09.605	0.047
21	55	WITHEROW	1:10.140	1:10.245	0.105
22	103	CATTERMOLE	1:10.587	1:10.630	0.043
23	49	PARR	1:10.683	1:10.696	0.013
24	50	BUSBY	1:10.847	1:11.223	0.376
25	57	PASK	1:10.858	1:11.120	0.262
26	66	FAULKNER	1:10.883	1:10.969	0.086
27	143	READER	1:10.981	1:11.270	0.289
28	144	BLISS	1:11.033	1:11.286	0.253
29	107	POWELL	1:11.218	1:11.408	0.190
30	90	AUSTIN	1:11.262	1:11.329	0.067
31	93	WEST	1:11.299	1:11.476	0.177
32	29	HATFIELD	1:11.358	1:11.963	0.605
33	47	MAILE	1:12.200	1:12.662	0.462
34	59	FLINT	1:12.445	1:12.862	0.417
35	161	CONNICK	1:12.520	1:13.146	0.626
36	643	HOLMES	1:12.730	1:12.730	0.000
37	139	RANDALL	1:12.849	1:13.059	0.210
38	74	LAWRENCE	1:12.988	1:13.123	0.135
39	69	KYRITSIS	1:13.201	1:13.564	0.363
40	26	MCCLINTOCK	1:13.349	1:13.349	0.000
41	115	RADFORD	1:13.366	1:13.384	0.018
42	12	RIDLEY	1:15.584	1:15.584	0.000
43	114	HOPKIN	1:15.703	1:15.834	0.131
44	41	HURN	1:17.095	1:17.095	0.000
45	97	VINCENT	1:17.257	1:17.954	0.697
46	76	DUDLEY	1:17.835	1:17.835	0.000
47	99	BAKER	1:18.431	1:19.594	1.163
48	98	BAKER	1:19.189	1:19.598	0.409
49	77	DUDLEY	1:19.440	1:19.715	0.275
50	17	POTKINS	1:20.448	1:20.882	0.434
51	45	FLEWITT	1:20.520	1:20.585	0.065
52	75	DUDLEY	1:20.591	1:21.444	0.853
53	81	CHALLINOR	1:24.104	1:24.470	0.366
54	62	POWELL			
55	14	BARTON		1:10.340	

Weather / Track : Cloudy / Dry

Donington Park National: 1.9790 miles
Date: 01/06/2024 Start: 16:29 Finish: 16:41

Results can be found at www.tsl-timing.com

Printed - 16:46 Saturday, 01 June 2024

BMCRC - MRO Championships 2024 - Rnd 4 @ Donington National

British Superkarts

RACE 13 - STATISTICS

Competitors Started	57
Planned Start	2024-06-01 @ 16:10:00.000
Actual Start	2024-06-01 @ 16:29:14.419
Finish Time	2024-06-01 @ 16:41:17.275
Track Length	1.9790mi.
Total Laps	472
Total Distance Covered	934.1197mi.

Session Fastest Lap History

NO	CL	NAME	LAP TIME	TIME OF DAY	LAP	VEHICLE
2	Div1	**Liam MORLEY**	**1:05.086**	16:31:27.837	2	Anderson/VM
2	Div1	**Liam MORLEY**	**1:04.572**	16:32:32.408	3	Anderson/VM
2	Div1	**Liam MORLEY**	**1:03.928**	16:36:52.602	7	Anderson/VM

Session Leader History

NO	CL	NAME	FROM LAP	LAPS LED	DISTANCE	VEHICLE
2	Div1	**Liam MORLEY**	1	11	21.73 miles	Anderson/VM

Flag History

TYPE	TIME OF DAY
GREEN	16:29:14.419
FINISH	16:41:17.275

Flag Statistics

TYPE	COUNT	TOTAL LAPS	TOTAL TIME
Green	1	11	13:41.339
Red	0	0	0.000
Safety Car	0	0	0.000
FCY	0	0	0.000

Weather / Track : Cloudy / Dry

Donington Park National: 1.9790 miles
Date: 01/06/2024 Start: 16:29 Finish: 16:41

BMCRC - MRO Championships 2024 - Rnd 4 @ Donington National

British Superkarts

RACE 13 - STATISTICS

CLASS : Div1

27 Starters

Fastest Lap History

NO	NAME	LAP TIME	TIME OF DAY	LAP	VEHICLE
2	**Liam MORLEY**	**1:05.086**	16:31:27.837	2	Anderson/VM
2	**Liam MORLEY**	**1:04.572**	16:32:32.408	3	Anderson/VM
2	**Liam MORLEY**	**1:03.928**	16:36:52.602	7	Anderson/VM

Leader History

NO	NAME	FROM LAP	LAPS LED	DISTANCE	VEHICLE
2	**Liam MORLEY**	1	11	21.73 miles	Anderson/VM

Weather / Track : Cloudy / Dry

Donington Park National: 1.9790 miles
Date: 01/06/2024 Start: 16:29 Finish: 16:41

BMCRC - MRO Championships 2024 - Rnd 4 @ Donington National

British Superkarts

RACE 13 - STATISTICS

CLASS : F125 O

8 Starters

Fastest Lap History

NO	NAME	LAP TIME	TIME OF DAY	LAP	VEHICLE
643	**Ollie HOLMES**	**1:14.464**	16:31:50.890	2	Anderson AK/TM R1
643	**Ollie HOLMES**	**1:12.730**	16:33:03.618	3	Anderson AK/TM R1

Leader History

NO	NAME	FROM LAP	LAPS LED	DISTANCE	VEHICLE
643	**Ollie HOLMES**	1	10	19.75 miles	Anderson AK/TM R1

Weather / Track : Cloudy / Dry

Donington Park National: 1.9790 miles
Date: 01/06/2024 Start: 16:29 Finish: 16:41

BMCRC - MRO Championships 2024 - Rnd 4 @ Donington National

British Superkarts

RACE 13 - STATISTICS

CLASS : F250 N

17 Starters

Fastest Lap History

NO	NAME	LAP TIME	TIME OF DAY	LAP	VEHICLE
S1	**Paul PLATT**	**1:11.449**	16:31:41.815	2	PVP/Gas Gas
35	**Sam HEMPSHALL**	**1:10.044**	16:31:41.968	2	Anderson/DEA
S1	**Paul PLATT**	**1:09.563**	16:32:51.365	3	PVP/Gas Gas
S1	**Paul PLATT**	**1:09.398**	16:34:00.776	4	PVP/Gas Gas
35	**Sam HEMPSHALL**	**1:09.023**	16:34:01.033	4	Anderson/DEA
101	**Lee PLAIN**	**1:08.931**	16:34:01.292	4	Anderson/DEA
101	**Lee PLAIN**	**1:08.356**	16:38:38.300	8	Anderson/DEA

Leader History

NO	NAME	FROM LAP	LAPS LED	DISTANCE	VEHICLE
103	**Kirk CATTERMOLE**	1	1	1.94 miles	Raider/CAT TM
S1	**Paul PLATT**	2	6	11.87 miles	PVP/Gas Gas
101	**Lee PLAIN**	8	1	1.97 miles	Anderson/DEA
S1	**Paul PLATT**	9	3	5.93 miles	PVP/Gas Gas

Weather / Track : Cloudy / Dry

Donington Park National: 1.9790 miles
Date: 01/06/2024 Start: 16:29 Finish: 16:41

BMCRC - MRO Championships 2024 - Rnd 4 @ Donington National

British Superkarts

RACE 13 - STATISTICS

CLASS : F450 N

5 Starters

Fastest Lap History

NO	NAME	LAP TIME	TIME OF DAY	LAP	VEHICLE
59	**Nick FLINT**	**1:13.889**	16:31:52.178	2	Anderson/KTM
59	**Nick FLINT**	**1:13.024**	16:33:05.202	3	Anderson/KTM
59	**Nick FLINT**	**1:12.862**	16:37:58.758	7	Anderson/KTM

Leader History

NO	NAME	FROM LAP	LAPS LED	DISTANCE	VEHICLE
59	**Nick FLINT**	1	8	15.79 miles	Anderson/KTM
26	**Ronan MCCLINTOCK**	9	2	3.95 miles	Anderson/KTM

Weather / Track : Cloudy / Dry

Donington Park National: 1.9790 miles
Date: 01/06/2024 Start: 16:29 Finish: 16:41

BMCRC - MRO Championships 2024 - Rnd 4 @ Donington National

British Superkarts

RACE 3 - GRID (12 minutes + 1 Lap)

ROW 30	59	13	Mark GELLATELY	60	84	Matt ROBINSON	
ROW 29	57	42	Tom RILEY	58	34	Daniel JERRED	
ROW 28	55	62	Andy POWELL	56	31	Sam MOSS	
ROW 27	53	75	1:21.444 Kevin DUDLEY	54	81	1:24.470 Ian CHALLINOR	
ROW 26	51	45	1:20.585 Alan FLEWITT	52	17	1:20.882 Gary POTKINS	
ROW 25	49	98	1:19.598 Marty BAKER	50	77	1:19.715 Terence DUDLEY	
ROW 24	47	97	1:17.954 Toby VINCENT	48	99	1:19.594 Aston BAKER	
ROW 23	45	41	1:17.095 Fletcher HURN	46	76	1:17.835 Alex DUDLEY	
ROW 22	43	12	1:15.584 Kevin RIDLEY	44	114	1:15.834 Carl HOPKIN	
ROW 21	41	115	1:13.384 Mark RADFORD	42	69	1:13.564 Kosta KYRITSIS	
ROW 20	39	161	1:13.146 Richard CONNICK	40	26	1:13.349 Ronan MCCLINTOCK	
ROW 19	37	139	1:13.059 Rob RANDALL	38	74	1:13.123 Will LAWRENCE	
ROW 18	35	643	1:12.730 Ollie HOLMES	36	59	1:12.862 Nick FLINT	
ROW 17	33	29	1:11.963 Tom HATFIELD	34	47	1:12.662 Arran MAILE	
ROW 16	31	107	1:11.408 Aaron POWELL	32	93	1:11.476 Johnny WEST	
ROW 15	29	144	1:11.286 Jack BLISS	30	90	1:11.329 Rob AUSTIN	
ROW 14	27	50	1:11.223 John BUSBY	28	143	1:11.270 John READER	
ROW 13	25	66	1:10.969 John FAULKNER	26	57	1:11.120 Mark PASK	
ROW 12	23	103	1:10.630 Kirk CATTERMOLE	24	49	1:10.696 Michael PARR	
ROW 11	21	55	1:10.245 Ross WITHEROW	22	14	1:10.340 Nathan BARTON	
ROW 10	19	S1	1:09.048 Paul PLATT	20	91	1:09.605 George BENTON	
ROW 9	17	72	1:08.813 Richard DEWART	18	35	1:08.847 Sam HEMPSHALL	
ROW 8	15	15	1:08.363 Luke CLEMSON	16	18	1:08.537 Andy WAITE	
ROW 7	13	44	1:07.926 Louis WALL	14	101	1:08.356 Lee PLAIN	
ROW 6	11	27	1:07.563 Alan WITHEROW	12	9	1:07.712 Paul Von GERARD	
ROW 5	9	8	1:06.585 Andy GULLIFORD	10	85	1:07.037 Ross ALLEN	
ROW 4	7	89	1:06.402 Carl KINSEY	8	68	1:06.422 Mark EDWARDS	
ROW 3	5	3	1:05.528 Carl HULME	6	24	1:05.636 Tom RUSHFORTH	
ROW 2	3	87	1:05.187 Jack TRITTON	4	21	1:05.252 Richard Van De NES	
ROW 1	1	2	1:03.928 Liam MORLEY	2	4	1:04.707 Lee HARPHAM	

Pole

These results are provisional until the conclusion of any judicial and technical matters.

Donington Park National: 1.9790 miles

Clerk Of Course:	Stewards:	Timekeeper:	
Gordon Cuthill		Craig Smith	

Results can be found at www.tsl-timing.com

Printed - 16:47 Saturday, 01 June 2024

BMCRC - MRO Championships 2024 - Rnd 4 @ Donington National

British Superkarts

RACE 3 - CLASSIFICATION

Race Distance: 5 Laps / 9.89 miles

POS	NO	CL	PIC	NAME	ENTRY	LAPS	TIME	GAP	DIFF	MPH	BEST	ON	GRD	↑↓
1	2	Div1	1	Liam MORLEY	Anderson/VM	5	5:26.811			108.58	1:04.034	3	3	2
2	4	Div1	2	Lee HARPHAM	MS Kart/Harvey VM	5	5:28.834	2.023	2.023	107.91	1:04.249	3	1	-1
3	87	Div1	3	Jack TRITTON	MS Kart/Harvey VM	5	5:33.478	6.667	4.644	106.41	1:05.328	3	6	3
4	24	Div1	4	Tom RUSHFORTH	Spyda/VM	5	5:34.627	7.816	1.149	106.04	1:05.628	3	5	1
5	3	Div1	5	Carl HULME	Anderson/VM	5	5:34.656	7.845	0.029	106.03	1:05.679	3	2	-3
6	21	Div1	6	Richard Van De NES	Anderson/Harvey VM	5	5:34.818	8.007	0.162	105.98	1:05.641	2	4	-2
7	8	Div1	7	Andy GULLIFORD	Anderson/VM	5	5:36.597	9.786	1.779	105.42	1:05.892	2	8	1
8	31	Div1	8	Sam MOSS	Anderson/VM	5	5:43.023	16.212	6.426	103.45	1:05.648	3	25	17
9	68	Div1	9	Mark EDWARDS	MS Kart/Harvey VM	5	5:45.568	18.757	2.545	102.69	1:07.361	4	10	1
10	29	Div1	10	Tom HATFIELD	Anderson/VM	5	5:46.058	19.247	0.490	102.54	1:07.561	4	22	12
11	72	Div1	11	Richard DEWART	Anderson/VM	5	5:52.967	26.156	6.909	100.53	1:08.909	3	18	7
12	S1	F250 N	1	Paul PLATT	PVP/Gas Gas	5	5:53.187	26.376	0.220	100.47	1:09.000	3	15	3
13	55	Div1	12	Ross WITHEROW	Anderson/PVP	5	5:53.795	26.984	0.608	100.30	1:07.163	3	30	17
14	14	Div1	13	Nathan BARTON	Anderson/Barker FPE	5	5:54.746	27.935	0.951	100.03	1:09.007	2	19	5
15	15	Div1	14	Luke CLEMSON	Anderson/Redspeed VM	5	5:54.788	27.977	0.042	100.02	1:07.697	4	17	2
16	66	Div1	15	John FAULKNER	Anderson/FPE	5	6:05.150	38.339	10.362	97.18	1:10.855	3	20	4
17	107	F250 N	2	Aaron POWELL	Anderson/Honda	5	6:05.464	38.653	0.314	97.10	1:11.195	4	27	10
18	18	Div1	16	Andy WAITE	PVP/VM	5	6:05.694	38.883	0.230	97.03	1:09.946	3	14	-4
19	74	Div1	17	Will LAWRENCE	Anderson/FPE	5	6:08.590	41.779	2.896	96.27	1:11.419	3	40	21
20	49	F250 N	3	Michael PARR	Anderson/Vipert SK250	5	6:08.593	41.782	0.003	96.27	1:11.384	3	28	8
21	57	Div1	18	Mark PASK	MS Kart/VM	5	6:09.217	42.406	0.624	96.11	1:10.239	4	24	3
22	50	F250 N	4	John BUSBY	Anderson/DEA	5	6:09.578	42.767	0.361	96.01	1:11.286	3	16	-6
23	12	F450 N	1	Kevin RIDLEY	Silverstone/Yamaha	5	6:09.615	42.804	0.037	96.01	1:11.878	4	37	14
24	143	F250 N	5	John READER	Anderson/Honda	5	6:09.874	43.063	0.259	95.94	1:11.714	3	26	2
25	93	Div1	19	Johnny WEST	Anderson/VM	5	6:11.129	44.318	1.255	95.61	1:10.926	5	31	6
26	91	Div1	20	George BENTON	Anderson/Barker FPE	5	6:11.631	44.820	0.502	95.48	1:11.138	5	36	10
27	90	F250 N	6	Rob AUSTIN	Anderson/Viper	5	6:17.127	50.316	5.496	94.09	1:12.774	4	23	-4
28	59	F450 N	2	Nick FLINT	Anderson/KTM	5	6:20.987	54.176	3.860	93.14	1:14.452	2	33	5
29	26	F450 N	3	Ronan MCCLINTOCK	Anderson/KTM	5	6:21.090	54.279	0.103	93.11	1:12.796	5	39	10
30	69	F125 O	1	Kosta KYRITSIS	Anderson AK/ TMR1	5	6:21.562	54.751	0.472	93.00	1:13.899	3	34	4
31	139	F250 N	7	Rob RANDALL	Jade/Honda	5	6:22.205	55.394	0.643	92.84	1:13.417	5	38	7
32	115	F250 N	8	Mark RADFORD	Raider/KTM SX250	5	6:23.668	56.857	1.463	92.49	1:13.270	5	41	9
33	643	F125 O	2	Ollie HOLMES	Anderson AK/TM R1	5	6:23.986	57.175	0.318	92.41	1:13.308	5	35	2
34	114	F125 O	3	Carl HOPKIN	Anderson AK/TM R1	5	6:27.409	1:00.598	3.423	91.60	1:15.199	5	42	8
35	99	F125 O	4	Aston BAKER	Anderson/TM	5	6:42.067	1:15.256	14.658	88.26	1:18.098	5	45	10
36	76	F250 N	9	Alex DUDLEY	PVP/TM	5	6:42.647	1:15.836	0.580	88.13	1:17.734	5	44	8
37	77	F450 N	4	Terence DUDLEY	Anderson/KTM	5	6:46.033	1:19.222	3.386	87.39	1:19.115	2	43	6
38	98	F125 O	5	Marty BAKER	Anderson/TM	4	5:28.494	1 Lap	1 Lap	86.33	1:19.200	3	46	8
39	17	F125 O	6	Gary POTKINS	Anderson/TM	4	5:29.595	1 Lap	1.101	86.05	1:18.628	4	48	9

NOT CLASSIFIED

DNF	62	Div1		Andy POWELL	PVP/FPE	5	7:02.187	1:35.376	0.000	84.05	1:18.089	2	47	
DNF	75	F250 N		Kevin DUDLEY	Anderson/Gas Gas	4	5:54.010	1 Lap	1 Lap	80.11	1:19.515	2	51	
DNF	89	Div1		Carl KINSEY	Anderson/VM	3	3:30.862	2 Laps	1 Lap	100.71	1:06.941	3	21	
DNF	27	Div1		Alan WITHEROW	Anderson/PVP	3	3:52.450	2 Laps	21.588	91.36	1:13.748	2	11	
DNF	45	F450 N		Alan FLEWITT	Anderson/KTM	3	4:29.312	2 Laps	36.862	78.85	1:22.955	2	50	
DNF	81	F250 N		Ian CHALLINOR	F1/Rotax 257	3	4:55.777	2 Laps	26.465	71.80	1:23.118	2	49	
DNF	44	Div1		Louis WALL	PVP/PVP	1	1:36.738	4 Laps	2 Laps	72.23			53	
DNF	85	Div1		Ross ALLEN	Jade/IAME	0							7	
DNF	9	Div1		Paul Von GERARD	Jade/IAME	0							9	
DNF	35	F250 N		Sam HEMPSHALL	Anderson/DEA	0							12	
DNF	103	F250 N		Kirk CATTERMOLE	Raider/CAT TM	0							13	
DNF	47	F250 N		Arran MAILE	Birel/Honda	0							29	
DNF	42	Div1		Tom RILEY	Anderson/VM	0							32	
DNF	144	F250 N		Jack BLISS	Raider/Honda	0							52	
DNF	97	F125 O		Toby VINCENT	Anderson/TM	0							54	
DNF	34	F250 N		Daniel JERRED	Anderson/Honda	0							55	

FASTEST LAP

2	Div1	Liam MORLEY	Anderson/VM	3	1:04.034	111.26 mph	179.06 kph
S1	F250 N	Paul PLATT	PVP/Gas Gas	3	1:09.000	103.25 mph	166.17 kph
12	F450 N	Kevin RIDLEY	Silverstone/Yamaha	4	1:11.878	99.12 mph	159.52 kph
643	F125 O	Ollie HOLMES	Anderson AK/TM R1	5	1:13.308	97.18 mph	156.40 kph

Weather / Track : Sunny / Dry

These results are provisional until the conclusion of any judicial and technical matters.

Date: 02/06/2024 Start: 10:51 Finish: 10:57

Donington Park National: 1.9790 miles

Clerk Of Course:	Stewards:	Timekeeper:	
Gordon Cuthill		Craig Smith	

Results can be found at www.tsl-timing.com

Printed - 10:59 Sunday, 02 June 2024

BMCRC - MRO Championships 2024 - Rnd 4 @ Donington National

British Superkarts

RACE 3 - LAP CHART

LAP 1 @ 10:52:53.488

NO	BEHIND	LAP TIME	
4		1:08.778	
2	0.379	1:09.157	
3	1.401	1:10.179	
21	1.947	1:10.725	
24	2.069	1:10.847	
31	2.331	1:11.109	
87	2.912	1:11.690	
8	3.284	1:12.062	
68	5.693	1:14.471	
29	5.870	1:14.648	
S1	5.891	1:14.669	
89	7.493	1:16.271	
72	7.704	1:16.482	
14	9.315	1:18.093	
66	9.822	1:18.600	
107	10.311	1:19.089	
55	10.519	1:19.297	
90	10.957	1:19.735	
15	11.041	1:19.819	
12	11.711	1:20.489	
74	11.817	1:20.595	
27	11.925	1:20.703	
50	12.024	1:20.802	
49	12.092	1:20.870	
143	12.158	1:20.936	
643	12.518	1:21.296	
91	12.632	1:21.410	
59	12.802	1:21.580	
93	13.591	1:22.369	
57	14.605	1:23.383	
18	14.840	1:23.618	
139	15.639	1:24.417	
69	15.828	1:24.606	
26	16.228	1:25.006	
114	16.336	1:25.114	
115	16.572	1:25.350	
77	18.035	1:26.813	
99	18.629	1:27.407	
76	20.200	1:28.978	
62	20.365	1:29.143	
98	20.970	1:29.748	
45	21.825	1:30.603	
17	22.580	1:31.358	
75	23.868	1:32.646	
44	27.960	1:36.738	P
81	34.126	1:42.904	

LAP 2 @ 10:53:58.600

NO	BEHIND	LAP TIME
2		1:04.733
4	0.122	1:05.234
3	2.149	1:05.860
21	2.476	1:05.641
24	2.698	1:05.741
87	3.204	1:05.404
31	3.509	1:06.290
8	4.064	1:05.892
68	8.380	1:07.799
29	8.558	1:07.800
89	10.031	1:07.650
S1	10.390	1:09.611
72	11.975	1:09.383
14	13.210	1:09.007
55	13.984	1:08.577
15	16.095	1:10.166
66	16.203	1:11.493
107	17.216	1:12.017
74	18.422	1:11.717
12	18.971	1:12.372
50	19.129	1:12.217
143	19.791	1:12.745
90	20.185	1:14.340
49	20.213	1:13.233
27	20.561	1:13.748
18	20.791	1:11.063
643	21.489	1:14.083
59	22.142	1:14.452
93	22.364	1:13.885
57	22.442	1:12.949
91	23.013	1:15.493
139	24.785	1:14.258
69	24.941	1:14.225
26	25.765	1:14.649
114	26.987	1:15.763
115	27.231	1:15.771
77	32.038	1:19.115
99	32.853	1:19.336
62	33.342	1:18.089
76	33.889	1:18.801
98	35.677	1:19.819
17	37.477	1:20.009
75	38.271	1:19.515
45	39.668	1:22.955
81	52.132	1:23.118

LAP 3 @ 10:55:02.634

NO	BEHIND	LAP TIME	
2		1:04.034	
4	0.337	1:04.249	
3	3.794	1:05.679	
21	4.249	1:05.807	
24	4.292	1:05.628	
87	4.498	1:05.328	
31	5.123	1:05.648	
8	6.146	1:06.116	
29	12.094	1:07.570	
68	12.426	1:08.080	
89	12.938	1:06.941	
S1	15.356	1:09.000	
72	16.850	1:08.909	
55	17.113	1:07.163	
14	18.403	1:09.227	
15	20.652	1:08.591	
66	23.024	1:10.855	
107	24.673	1:11.491	
74	25.807	1:11.419	
50	26.381	1:11.286	
18	26.703	1:09.946	
12	27.126	1:12.189	
143	27.471	1:11.714	
49	27.563	1:11.384	
57	29.849	1:11.441	
93	31.079	1:12.749	
91	31.395	1:12.416	
90	31.500	1:15.349	
59	32.766	1:14.658	
27	34.526	1:17.999	P
69	34.806	1:13.899	
139	36.468	1:15.717	
26	36.504	1:14.773	
115	38.860	1:15.663	
114	38.963	1:16.010	
643	39.192	1:21.737	
77	47.616	1:19.612	
99	47.892	1:19.073	
76	48.773	1:18.918	
62	49.538	1:20.230	
98	50.843	1:19.200	
17	53.043	1:19.600	
75	54.274	1:20.037	

LAP 4 @ 10:56:06.843

NO	BEHIND	LAP TIME	
2		1:04.209	
4	1.088	1:04.960	
87	5.696	1:05.407	
3	5.770	1:06.185	
24	6.117	1:06.034	
21	6.971	1:06.931	
45	1 Lap	1:35.754	P
31	7.544	1:06.630	
8	8.226	1:06.289	
29	15.446	1:07.561	
68	15.578	1:07.361	
S1	20.918	1:09.771	
72	21.835	1:09.194	
55	22.179	1:09.275	
14	23.482	1:09.288	
15	24.140	1:07.697	
66	30.956	1:12.141	
107	31.659	1:11.195	
18	33.072	1:10.578	
81	1 Lap	1:49.755	P
74	34.290	1:12.692	
50	34.532	1:12.360	
12	34.795	1:11.878	
49	34.979	1:11.625	
143	35.270	1:12.008	
57	35.879	1:10.239	
93	38.070	1:11.200	
91	38.360	1:11.174	
90	40.065	1:12.774	
59	43.104	1:14.547	
69	44.804	1:14.207	
26	46.161	1:13.866	
139	46.655	1:14.396	
115	48.265	1:13.614	
643	48.545	1:13.562	
114	50.077	1:15.323	
99	1:01.836	1:18.153	
76	1:02.780	1:18.216	
77	1:03.646	1:20.239	
62	1:04.517	1:19.188	

LAP 5 @ 10:57:11.521

NO	BEHIND	LAP TIME
2		1:04.678
98	1 Lap	1:19.727
4	2.023	1:05.613
17	1 Lap	1:18.628
87	6.667	1:05.649
24	7.816	1:06.377
3	7.845	1:06.753
21	8.007	1:05.714
8	9.786	1:06.238
31	16.212	1:13.346
68	18.757	1:07.857
29	19.247	1:08.479
72	26.156	1:08.999
S1	26.376	1:10.136
55	26.984	1:09.483
75	1 Lap	1:41.812	P
14	27.935	1:09.131
15	27.977	1:08.515
66	38.339	1:12.061
107	38.653	1:11.672
18	38.883	1:10.489
74	41.779	1:12.167
49	41.782	1:11.481
57	42.406	1:11.205
50	42.767	1:12.913
12	42.804	1:12.687
143	43.063	1:12.471
93	44.318	1:10.926
91	44.820	1:11.138
90	50.316	1:14.929
59	54.176	1:15.750
26	54.279	1:12.796
69	54.751	1:14.625
139	55.394	1:13.417
115	56.857	1:13.270
643	57.175	1:13.308
114	1:00.598	1:15.199
99	1:15.256	1:18.098
76	1:15.836	1:17.734
77	1:19.222	1:20.254
62	1:35.376	1:35.537	P

Weather / Track : Sunny / Dry

Donington Park National: 1.9790 miles
Date: 02/06/2024 Start: 10:51 Finish: 10:57

Results can be found at www.tsl-timing.com

Printed - 11:03 Sunday, 02 June 2024

BMCRC - MRO Championships 2024 - Rnd 4 @ Donington National

British Superkarts

RACE 3 - POSITION CHART

No	Name	Lap Pos	1	2	3	4	5
4	HARPHAM	1	4	2	2	2	2
3	HULME	2	2	4	4	4	4
2	MORLEY	3	3	3	3	87	87
21	NES	4	21	21	21	3	24
24	RUSHFORTH	5	24	24	24	24	3
87	TRITTON	6	31	87	87	21	21
85	ALLEN	7	87	31	31	31	8
8	GULLIFORD	8	8	8	8	8	31
9	GERARD	9	68	68	29	29	68
68	EDWARDS	10	29	29	68	68	29
27	WITHEROW	11	S1	89	89	S1	72
35	HEMPSHALL	12	89	S1	S1	72	S1
103	CATTERMOLE	13	72	72	72	55	55
18	WAITE	14	14	14	55	14	14
S1	PLATT	15	66	55	14	15	15
50	BUSBY	16	107	15	15	66	66
15	CLEMSON	17	55	66	66	107	107
72	DEWART	18	90	107	107	18	18
14	BARTON	19	15	74	74	74	74
66	FAULKNER	20	12	12	50	50	49
89	KINSEY	21	74	50	18	12	57
29	HATFIELD	22	27	143	12	49	50
90	AUSTIN	23	50	90	143	143	12
57	PASK	24	49	49	49	57	143
31	MOSS	25	143	27	57	93	93
143	READER	26	643	18	93	91	91
107	POWELL	27	91	643	91	90	90
49	PARR	28	59	59	90	59	59
47	MAILE	29	93	93	59	69	26
55	WITHEROW	30	57	57	*27*	26	69
93	WEST	31	18	91	69	139	139
42	RILEY	32	139	139	139	115	115
59	FLINT	33	69	69	26	643	643
69	KYRITSIS	34	26	26	115	114	114
643	HOLMES	35	114	114	114	99	99
91	BENTON	36	115	115	643	76	76
12	RIDLEY	37	77	77	77	77	77
139	RANDALL	38	99	99	99	62	*62*
26	MCCLINTOCK	39	76	62	76	98	
74	LAWRENCE	40	62	76	62	17	
115	RADFORD	41	98	98	98	*75*	
114	HOPKIN	42	45	17	17		
77	DUDLEY	43	17	75	75		
76	DUDLEY	44	75	45	*45*		
99	BAKER	45	*44*	81	*81*		

Weather / Track : Sunny / Dry

Donington Park National: 1.9790 miles
Date: 02/06/2024 Start: 10:51 Finish: 10:57

BMCRC - MRO Championships 2024 - Rnd 4 @ Donington National

British Superkarts

RACE 3 - POSITION CHART

No	Name	Lap Pos	1	2	3	4	5
98	BAKER	46	**81**				
62	POWELL	47					
17	POTKINS	48					
81	CHALLINOR	49					
45	FLEWITT	50					
75	DUDLEY	51					
144	BLISS	52					
44	WALL	53					
97	VINCENT	54					
34	JERRED	55					

Weather / Track : Sunny / Dry

Donington Park National: 1.9790 miles
Date: 02/06/2024 Start: 10:51 Finish: 10:57

BMCRC - MRO Championships 2024 - Rnd 4 @ Donington National

British Superkarts

RACE 3 - SECTOR ANALYSIS

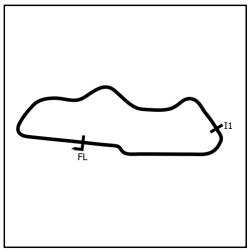

SECTOR 1 = FL to I1, SECTOR 2 = I1 to FL, DIFF = Difference To Personal Best Lap, P = Crossed Finish Line in Pit Lane, D = Time Disallowed

P1 2 Div1 Liam MORLEY — Anderson/VM

IDEAL LAP TIME : 1:04.034 BEST LAP TIME : 1:04.034 DIFFERENCE : 0.000

LAP	SECTOR 1	SECTOR 2	LAP TIME	MPH	DIFF	TIME OF DAY
1 -		23.475	1:09.157	103.02	5.123	10:52:53.867
2 -	41.407	23.326	1:04.733	110.06	0.699	10:53:58.600
3 -	***40.997***	***23.037***	***1:04.034 (1)***	***111.26***		***10:55:02.634***
4 -	41.010	23.199	1:04.209 (2)	110.96	0.175	10:56:06.843
5 -	41.190	23.488	1:04.678 (3)	110.15	0.644	10:57:11.521

P2 4 Div1 Lee HARPHAM — MS Kart/Harvey VM

IDEAL LAP TIME : 1:04.249 BEST LAP TIME : 1:04.249 DIFFERENCE : 0.000

LAP	SECTOR 1	SECTOR 2	LAP TIME	MPH	DIFF	TIME OF DAY
1 -		23.231	1:08.778	103.58	4.529	10:52:53.488
2 -	41.636	23.598	1:05.234 (3)	109.21	0.985	10:53:58.722
3 -	***41.336***	***22.913***	***1:04.249 (1)***	***110.89***		***10:55:02.971***
4 -	41.737	23.223	1:04.960 (2)	109.67	0.711	10:56:07.931
5 -	41.787	23.826	1:05.613	108.58	1.364	10:57:13.544

P3 87 Div1 Jack TRITTON — MS Kart/Harvey VM

IDEAL LAP TIME : 1:05.179 BEST LAP TIME : 1:05.328 DIFFERENCE : 0.149

LAP	SECTOR 1	SECTOR 2	LAP TIME	MPH	DIFF	TIME OF DAY
1 -		23.365	1:11.690	99.38	6.362	10:52:56.400
2 -	***42.029***	23.375	1:05.404 (2)	108.93	0.076	10:54:01.804
3 -	42.117	23.211	***1:05.328 (1)***	***109.05***		***10:55:07.132***
4 -	42.105	23.302	1:05.407 (3)	108.92	0.079	10:56:12.539
5 -	42.499	***23.150***	1:05.649	108.52	0.321	10:57:18.188

P4 24 Div1 Tom RUSHFORTH — Spyda/VM

IDEAL LAP TIME : 1:05.628 BEST LAP TIME : 1:05.628 DIFFERENCE : 0.000

LAP	SECTOR 1	SECTOR 2	LAP TIME	MPH	DIFF	TIME OF DAY
1 -		23.594	1:10.847	100.56	5.219	10:52:55.557
2 -	42.498	23.243	1:05.741 (2)	108.37	0.113	10:54:01.298
3 -	***42.394***	***23.234***	***1:05.628 (1)***	***108.56***		***10:55:06.926***
4 -	42.705	23.329	1:06.034 (3)	107.89	0.406	10:56:12.960
5 -	42.498	23.879	1:06.377	107.33	0.749	10:57:19.337

P5 3 Div1 Carl HULME — Anderson/VM

IDEAL LAP TIME : 1:05.631 BEST LAP TIME : 1:05.679 DIFFERENCE : 0.048

LAP	SECTOR 1	SECTOR 2	LAP TIME	MPH	DIFF	TIME OF DAY
1 -		23.915	1:10.179	101.52	4.500	10:52:54.889
2 -	42.235	***23.625***	1:05.860 (2)	108.17	0.181	10:54:00.749
3 -	***42.006***	23.673	***1:05.679 (1)***	***108.47***		***10:55:06.428***
4 -	42.135	24.050	1:06.185 (3)	107.64	0.506	10:56:12.613
5 -	42.673	24.080	1:06.753	106.73	1.074	10:57:19.366

P6 21 Div1 Richard Van De NES — Anderson/Harvey VM

IDEAL LAP TIME : 1:05.637 BEST LAP TIME : 1:05.641 DIFFERENCE : 0.004

LAP	SECTOR 1	SECTOR 2	LAP TIME	MPH	DIFF	TIME OF DAY
1 -		23.790	1:10.725	100.73	5.084	10:52:55.435
2 -	42.320	***23.321***	***1:05.641 (1)***	***108.53***		***10:54:01.076***
3 -	42.431	23.376	1:05.807 (3)	108.26	0.166	10:55:06.883
4 -	43.177	23.754	1:06.931	106.44	1.290	10:56:13.814
5 -	***42.316***	23.398	1:05.714 (2)	108.41	0.073	10:57:19.528

Weather / Track : Sunny / Dry

Donington Park National: 1.9790 miles
Date: 02/06/2024 Start: 10:51 Finish: 10:57

BMCRC - MRO Championships 2024 - Rnd 4 @ Donington National

British Superkarts

RACE 3 - SECTOR ANALYSIS

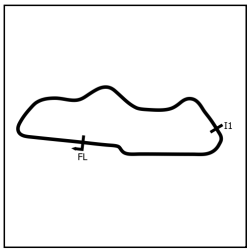

SECTOR 1 = FL to I1, SECTOR 2 = I1 to FL, DIFF = Difference To Personal Best Lap, P = Crossed Finish Line in Pit Lane, D = Time Disallowed

P7 8 Div1 Andy GULLIFORD — Anderson/VM

IDEAL LAP TIME : 1:05.881 BEST LAP TIME : 1:05.892 DIFFERENCE : 0.011

LAP	SECTOR 1	SECTOR 2	LAP TIME		MPH	DIFF	TIME OF DAY
1 -		24.041	1:12.062		98.86	6.170	10:52:56.772
2 -	***42.265***	23.627	***1:05.892***	**(1)**	***108.12***		***10:54:02.664***
3 -	42.412	23.704	1:06.116	**(2)**	107.75	0.224	10:55:08.780
4 -	42.287	24.002	1:06.289		107.47	0.397	10:56:15.069
5 -	42.622	***23.616***	1:06.238	**(3)**	107.56	0.346	10:57:21.307

P8 31 Div1 Sam MOSS — Anderson/VM

IDEAL LAP TIME : 1:05.279 BEST LAP TIME : 1:05.648 DIFFERENCE : 0.369

LAP	SECTOR 1	SECTOR 2	LAP TIME		MPH	DIFF	TIME OF DAY
1 -		***23.249***	1:11.109		100.19	5.461	10:52:55.819
2 -	42.337	23.953	1:06.290	**(2)**	107.47	0.642	10:54:02.109
3 -	***42.030***	23.618	***1:05.648***	**(1)**	***108.52***		***10:55:07.757***
4 -	42.392	24.238	1:06.630	**(3)**	106.92	0.982	10:56:14.387
5 -	45.132	28.214	1:13.346		97.13	7.698	10:57:27.733

P9 68 Div1 Mark EDWARDS — MS Kart/Harvey VM

IDEAL LAP TIME : 1:06.810 BEST LAP TIME : 1:07.361 DIFFERENCE : 0.551

LAP	SECTOR 1	SECTOR 2	LAP TIME		MPH	DIFF	TIME OF DAY
1 -		25.217	1:14.471		95.66	7.110	10:52:59.181
2 -	43.566	24.233	1:07.799	**(2)**	105.08	0.438	10:54:06.980
3 -	43.851	24.229	1:08.080		104.65	0.719	10:55:15.060
4 -	43.550	***23.811***	***1:07.361***	**(1)**	***105.76***		***10:56:22.421***
5 -	***42.999***	24.858	1:07.857	**(3)**	104.99	0.496	10:57:30.278

P10 29 Div1 Tom HATFIELD — Anderson/VM

IDEAL LAP TIME : 1:07.299 BEST LAP TIME : 1:07.561 DIFFERENCE : 0.262

LAP	SECTOR 1	SECTOR 2	LAP TIME		MPH	DIFF	TIME OF DAY
1 -		24.966	1:14.648		95.44	7.087	10:52:59.358
2 -	43.578	24.222	1:07.800	**(3)**	105.08	0.239	10:54:07.158
3 -	***43.308***	24.262	1:07.570	**(2)**	105.44	0.009	10:55:14.728
4 -	43.570	***23.991***	***1:07.561***	**(1)**	***105.45***		***10:56:22.289***
5 -	43.318	25.161	1:08.479		104.04	0.918	10:57:30.768

P11 72 Div1 Richard DEWART — Anderson/VM

IDEAL LAP TIME : 1:08.722 BEST LAP TIME : 1:08.909 DIFFERENCE : 0.187

LAP	SECTOR 1	SECTOR 2	LAP TIME		MPH	DIFF	TIME OF DAY
1 -		26.206	1:16.482		93.15	7.573	10:53:01.192
2 -	44.725	24.658	1:09.383		102.68	0.474	10:54:10.575
3 -	44.164	24.745	***1:08.909***	**(1)**	***103.39***		***10:55:19.484***
4 -	***44.069***	25.125	1:09.194	**(3)**	102.96	0.285	10:56:28.678
5 -	44.346	***24.653***	1:08.999	**(2)**	103.25	0.090	10:57:37.677

P12 S1 F250 N Paul PLATT — PVP/Gas Gas

IDEAL LAP TIME : 1:08.890 BEST LAP TIME : 1:09.000 DIFFERENCE : 0.110

LAP	SECTOR 1	SECTOR 2	LAP TIME		MPH	DIFF	TIME OF DAY
1 -		25.427	1:14.669		95.41	5.669	10:52:59.379
2 -	44.770	24.841	1:09.611	**(2)**	102.34	0.611	10:54:08.990
3 -	44.339	***24.661***	***1:09.000***	**(1)**	***103.25***		***10:55:17.990***
4 -	***44.229***	25.542	1:09.771	**(3)**	102.11	0.771	10:56:27.761
5 -	44.732	25.404	1:10.136		101.58	1.136	10:57:37.897

BMCRC - MRO Championships 2024 - Rnd 4 @ Donington National

British Superkarts

RACE 3 - SECTOR ANALYSIS

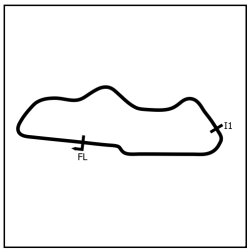

SECTOR 1 = FL to I1, SECTOR 2 = I1 to FL, DIFF = Difference To Personal Best Lap, P = Crossed Finish Line in Pit Lane, D = Time Disallowed

P13 55 Div1 Ross WITHEROW — Anderson/PVP

IDEAL LAP TIME : 1:07.163 BEST LAP TIME : 1:07.163 DIFFERENCE : 0.000

LAP	SECTOR 1	SECTOR 2	LAP TIME		MPH	DIFF	TIME OF DAY
1 -		25.908	1:19.297		89.84	12.134	10:53:04.007
2 -	44.276	24.301	1:08.577	(2)	103.89	1.414	10:54:12.584
3 -	***43.106***	***24.057***	***1:07.163***	**(1)**	***106.07***		***10:55:19.747***
4 -	44.377	24.898	1:09.275	(3)	102.84	2.112	10:56:29.022
5 -	44.683	24.800	1:09.483		102.53	2.320	10:57:38.505

P14 14 Div1 Nathan BARTON — Anderson/Barker FPE

IDEAL LAP TIME : 1:08.643 BEST LAP TIME : 1:09.007 DIFFERENCE : 0.364

LAP	SECTOR 1	SECTOR 2	LAP TIME		MPH	DIFF	TIME OF DAY
1 -		26.136	1:18.093		91.23	9.086	10:53:02.803
2 -	44.387	***24.620***	***1:09.007***	**(1)**	***103.24***		***10:54:11.810***
3 -	44.603	24.624	1:09.227	(3)	102.91	0.220	10:55:21.037
4 -	***44.023***	25.265	1:09.288		102.82	0.281	10:56:30.325
5 -	44.271	24.860	1:09.131	(2)	103.06	0.124	10:57:39.456

P15 15 Div1 Luke CLEMSON — Anderson/Redspeed VM

IDEAL LAP TIME : 1:07.697 BEST LAP TIME : 1:07.697 DIFFERENCE : 0.000

LAP	SECTOR 1	SECTOR 2	LAP TIME		MPH	DIFF	TIME OF DAY
1 -		29.991	1:19.819		89.25	12.122	10:53:04.529
2 -	45.157	25.009	1:10.166		101.53	2.469	10:54:14.695
3 -	44.044	24.547	1:08.591	(3)	103.87	0.894	10:55:23.286
4 -	***43.453***	***24.244***	***1:07.697***	**(1)**	***105.24***		***10:56:30.983***
5 -	43.977	24.538	1:08.515	(2)	103.98	0.818	10:57:39.498

P16 66 Div1 John FAULKNER — Anderson/FPE

IDEAL LAP TIME : 1:10.592 BEST LAP TIME : 1:10.855 DIFFERENCE : 0.263

LAP	SECTOR 1	SECTOR 2	LAP TIME		MPH	DIFF	TIME OF DAY
1 -		26.635	1:18.600		90.64	7.745	10:53:03.310
2 -	46.266	***25.227***	1:11.493	(2)	99.65	0.638	10:54:14.803
3 -	***45.365***	25.490	***1:10.855***	**(1)**	***100.55***		***10:55:25.658***
4 -	46.246	25.895	1:12.141		98.75	1.286	10:56:37.799
5 -	46.177	25.884	1:12.061	(3)	98.86	1.206	10:57:49.860

P17 107 F250 N Aaron POWELL — Anderson/Honda

IDEAL LAP TIME : 1:11.160 BEST LAP TIME : 1:11.195 DIFFERENCE : 0.035

LAP	SECTOR 1	SECTOR 2	LAP TIME		MPH	DIFF	TIME OF DAY
1 -		26.440	1:19.089		90.08	7.894	10:53:03.799
2 -	46.324	25.693	1:12.017		98.93	0.822	10:54:15.816
3 -	46.040	***25.451***	1:11.491	(2)	99.65	0.296	10:55:27.307
4 -	***45.709***	25.486	***1:11.195***	**(1)**	***100.07***		***10:56:38.502***
5 -	45.840	25.832	1:11.672	(3)	99.40	0.477	10:57:50.174

P18 18 Div1 Andy WAITE — PVP/VM

IDEAL LAP TIME : 1:09.854 BEST LAP TIME : 1:09.946 DIFFERENCE : 0.092

LAP	SECTOR 1	SECTOR 2	LAP TIME		MPH	DIFF	TIME OF DAY
1 -		26.496	1:23.618		85.20	13.672	10:53:08.328
2 -	46.059	25.004	1:11.063		100.25	1.117	10:54:19.391
3 -	***44.942***	25.004	***1:09.946***	**(1)**	***101.85***		***10:55:29.337***
4 -	45.666	***24.912***	1:10.578	(3)	100.94	0.632	10:56:39.915
5 -	45.348	25.141	1:10.489	(2)	101.07	0.543	10:57:50.404

BMCRC - MRO Championships 2024 - Rnd 4 @ Donington National

British Superkarts

RACE 3 - SECTOR ANALYSIS

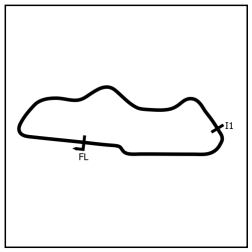

SECTOR 1 = FL to I1, SECTOR 2 = I1 to FL, DIFF = Difference To Personal Best Lap, P = Crossed Finish Line in Pit Lane, D = Time Disallowed

P19 74 Div1 Will LAWRENCE Anderson/FPE

IDEAL LAP TIME : 1:11.267 BEST LAP TIME : 1:11.419 DIFFERENCE : 0.152

LAP	SECTOR 1	SECTOR 2	LAP TIME	MPH	DIFF	TIME OF DAY
1 -		26.107	1:20.595	88.40	9.176	10:53:05.305
2 -	***45.757***	25.960	1:11.717 **(2)**	99.34	0.298	10:54:17.022
3 -	45.909	***25.510***	***1:11.419*** **(1)**	***99.75***		***10:55:28.441***
4 -	46.343	26.349	1:12.692	98.01	1.273	10:56:41.133
5 -	46.002	26.165	1:12.167 **(3)**	98.72	0.748	10:57:53.300

P20 49 F250 N Michael PARR Anderson/Vipert SK250

IDEAL LAP TIME : 1:10.846 BEST LAP TIME : 1:11.384 DIFFERENCE : 0.538

LAP	SECTOR 1	SECTOR 2	LAP TIME	MPH	DIFF	TIME OF DAY
1 -		27.542	1:20.870	88.09	9.486	10:53:05.580
2 -	46.924	26.309	1:13.233	97.28	1.849	10:54:18.813
3 -	46.096	***25.288***	***1:11.384*** **(1)**	***99.80***		***10:55:30.197***
4 -	***45.558***	26.067	1:11.625 **(3)**	99.47	0.241	10:56:41.822
5 -	45.700	25.781	1:11.481 **(2)**	99.67	0.097	10:57:53.303

P21 57 Div1 Mark PASK MS Kart/VM

IDEAL LAP TIME : 1:10.239 BEST LAP TIME : 1:10.239 DIFFERENCE : 0.000

LAP	SECTOR 1	SECTOR 2	LAP TIME	MPH	DIFF	TIME OF DAY
1 -		27.133	1:23.383	85.44	13.144	10:53:08.093
2 -	47.396	25.553	1:12.949	97.66	2.710	10:54:21.042
3 -	45.816	25.625	1:11.441 **(3)**	99.72	1.202	10:55:32.483
4 -	***45.173***	***25.066***	***1:10.239*** **(1)**	***101.43***		***10:56:42.722***
5 -	45.901	25.304	1:11.205 **(2)**	100.05	0.966	10:57:53.927

P22 50 F250 N John BUSBY Anderson/DEA

IDEAL LAP TIME : 1:11.222 BEST LAP TIME : 1:11.286 DIFFERENCE : 0.064

LAP	SECTOR 1	SECTOR 2	LAP TIME	MPH	DIFF	TIME OF DAY
1 -		28.454	1:20.802	88.17	9.516	10:53:05.512
2 -	46.451	***25.766***	1:12.217 **(2)**	98.65	0.931	10:54:17.729
3 -	***45.456***	25.830	***1:11.286*** **(1)**	***99.94***		***10:55:29.015***
4 -	46.401	25.959	1:12.360 **(3)**	98.46	1.074	10:56:41.375
5 -	46.052	26.861	1:12.913	97.71	1.627	10:57:54.288

P23 12 F450 N Kevin RIDLEY Silverstone/Yamaha

IDEAL LAP TIME : 1:11.763 BEST LAP TIME : 1:11.878 DIFFERENCE : 0.115

LAP	SECTOR 1	SECTOR 2	LAP TIME	MPH	DIFF	TIME OF DAY
1 -		27.338	1:20.489	88.51	8.611	10:53:05.199
2 -	46.436	***25.936***	1:12.372 **(3)**	98.44	0.494	10:54:17.571
3 -	46.070	26.119	1:12.189 **(2)**	98.69	0.311	10:55:29.760
4 -	***45.827***	26.051	***1:11.878*** **(1)**	***99.12***		***10:56:41.638***
5 -	46.458	26.229	1:12.687	98.01	0.809	10:57:54.325

P24 143 F250 N John READER Anderson/Honda

IDEAL LAP TIME : 1:11.714 BEST LAP TIME : 1:11.714 DIFFERENCE : 0.000

LAP	SECTOR 1	SECTOR 2	LAP TIME	MPH	DIFF	TIME OF DAY
1 -		26.668	1:20.936	88.02	9.222	10:53:05.646
2 -	46.556	26.189	1:12.745	97.93	1.031	10:54:18.391
3 -	***46.012***	***25.702***	***1:11.714*** **(1)**	***99.34***		***10:55:30.105***
4 -	46.054	25.954	1:12.008 **(2)**	98.94	0.294	10:56:42.113
5 -	46.224	26.247	1:12.471 **(3)**	98.31	0.757	10:57:54.584

BMCRC - MRO Championships 2024 - Rnd 4 @ Donington National

British Superkarts

RACE 3 - SECTOR ANALYSIS

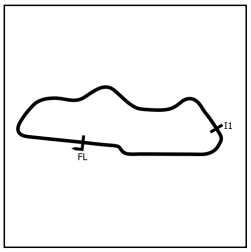

SECTOR 1 = FL to I1, SECTOR 2 = I1 to FL, DIFF = Difference To Personal Best Lap, P = Crossed Finish Line in Pit Lane, D = Time Disallowed

P25 93 Div1 Johnny WEST — Anderson/VM

IDEAL LAP TIME : 1:10.665 BEST LAP TIME : 1:10.926 DIFFERENCE : 0.261

LAP	SECTOR 1	SECTOR 2	LAP TIME		MPH	DIFF	TIME OF DAY
1 -		26.599	1:22.369		86.49	11.443	10:53:07.079
2 -	47.837	26.048	1:13.885		96.42	2.959	10:54:20.964
3 -	46.905	25.844	1:12.749	(3)	97.93	1.823	10:55:33.713
4 -	45.631	***25.569***	1:11.200	(2)	100.06	0.274	10:56:44.913
5 -	***45.096***	25.830	***1:10.926***	***(1)***	***100.45***		***10:57:55.839***

P26 91 Div1 George BENTON — Anderson/Barker FPE

IDEAL LAP TIME : 1:10.931 BEST LAP TIME : 1:11.138 DIFFERENCE : 0.207

LAP	SECTOR 1	SECTOR 2	LAP TIME		MPH	DIFF	TIME OF DAY
1 -		27.491	1:21.410		87.51	10.272	10:53:06.120
2 -	49.068	26.425	1:15.493		94.37	4.355	10:54:21.613
3 -	46.576	25.840	1:12.416	(3)	98.38	1.278	10:55:34.029
4 -	***45.451***	25.723	1:11.174	(2)	100.10	0.036	10:56:45.203
5 -	45.658	***25.480***	***1:11.138***	***(1)***	***100.15***		***10:57:56.341***

P27 90 F250 N Rob AUSTIN — Anderson/Viper

IDEAL LAP TIME : 1:12.774 BEST LAP TIME : 1:12.774 DIFFERENCE : 0.000

LAP	SECTOR 1	SECTOR 2	LAP TIME		MPH	DIFF	TIME OF DAY
1 -		26.834	1:19.735		89.35	6.961	10:53:04.445
2 -	47.409	26.931	1:14.340	(2)	95.83	1.566	10:54:18.785
3 -	48.271	27.078	1:15.349		94.55	2.575	10:55:34.134
4 -	***46.634***	***26.140***	***1:12.774***	***(1)***	***97.90***		***10:56:46.908***
5 -	47.644	27.285	1:14.929	(3)	95.08	2.155	10:58:01.837

P28 59 F450 N Nick FLINT — Anderson/KTM

IDEAL LAP TIME : 1:14.087 BEST LAP TIME : 1:14.452 DIFFERENCE : 0.365

LAP	SECTOR 1	SECTOR 2	LAP TIME		MPH	DIFF	TIME OF DAY
1 -		26.411	1:21.580		87.33	7.128	10:53:06.290
2 -	***47.846***	26.606	***1:14.452***	***(1)***	***95.69***		***10:54:20.742***
3 -	48.417	***26.241***	1:14.658	(3)	95.43	0.206	10:55:35.400
4 -	48.020	26.527	1:14.547	(2)	95.57	0.095	10:56:49.947
5 -	48.709	27.041	1:15.750		94.05	1.298	10:58:05.697

P29 26 F450 N Ronan MCCLINTOCK — Anderson/KTM

IDEAL LAP TIME : 1:12.796 BEST LAP TIME : 1:12.796 DIFFERENCE : 0.000

LAP	SECTOR 1	SECTOR 2	LAP TIME		MPH	DIFF	TIME OF DAY
1 -		27.341	1:25.006		83.81	12.210	10:53:09.716
2 -	48.150	26.499	1:14.649	(3)	95.44	1.853	10:54:24.365
3 -	48.160	26.613	1:14.773		95.28	1.977	10:55:39.138
4 -	47.516	26.350	1:13.866	(2)	96.45	1.070	10:56:53.004
5 -	***46.889***	***25.907***	***1:12.796***	***(1)***	***97.87***		***10:58:05.800***

P30 69 F125 O Kosta KYRITSIS — Anderson AK/ TMR1

IDEAL LAP TIME : 1:13.477 BEST LAP TIME : 1:13.899 DIFFERENCE : 0.422

LAP	SECTOR 1	SECTOR 2	LAP TIME		MPH	DIFF	TIME OF DAY
1 -		28.192	1:24.606		84.20	10.707	10:53:09.316
2 -	47.893	***26.332***	1:14.225	(3)	95.98	0.326	10:54:23.541
3 -	***47.145***	26.754	***1:13.899***	***(1)***	***96.41***		***10:55:37.440***
4 -	47.522	26.685	1:14.207	(2)	96.01	0.308	10:56:51.647
5 -	47.728	26.897	1:14.625		95.47	0.726	10:58:06.272

BMCRC - MRO Championships 2024 - Rnd 4 @ Donington National

British Superkarts

RACE 3 - SECTOR ANALYSIS

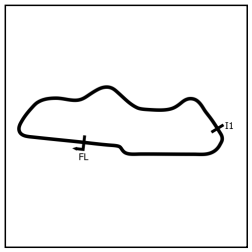

SECTOR 1 = FL to I1, SECTOR 2 = I1 to FL, DIFF = Difference To Personal Best Lap, P = Crossed Finish Line in Pit Lane, D = Time Disallowed

P31 139 F250 N Rob RANDALL — Jade/Honda

IDEAL LAP TIME : 1:13.417 BEST LAP TIME : 1:13.417 DIFFERENCE : 0.000

LAP	SECTOR 1	SECTOR 2	LAP TIME	MPH	DIFF	TIME OF DAY
1 -		27.463	1:24.417	84.39	11.000	10:53:09.127
2 -	47.998	26.260	1:14.258 (2)	95.94	0.841	10:54:23.385
3 -	48.715	27.002	1:15.717	94.09	2.300	10:55:39.102
4 -	48.098	26.298	1:14.396 (3)	95.76	0.979	10:56:53.498
5 -	***47.172***	***26.245***	***1:13.417 (1)***	***97.04***		***10:58:06.915***

P32 115 F250 N Mark RADFORD — Raider/KTM SX250

IDEAL LAP TIME : 1:13.270 BEST LAP TIME : 1:13.270 DIFFERENCE : 0.000

LAP	SECTOR 1	SECTOR 2	LAP TIME	MPH	DIFF	TIME OF DAY
1 -		28.195	1:25.350	83.47	12.080	10:53:10.060
2 -	48.723	27.048	1:15.771	94.02	2.501	10:54:25.831
3 -	48.440	27.223	1:15.663 (3)	94.16	2.393	10:55:41.494
4 -	47.089	26.525	1:13.614 (2)	96.78	0.344	10:56:55.108
5 -	***46.983***	***26.287***	***1:13.270 (1)***	***97.23***		***10:58:08.378***

P33 643 F125 O Ollie HOLMES — Anderson AK/TM R1

IDEAL LAP TIME : 1:13.265 BEST LAP TIME : 1:13.308 DIFFERENCE : 0.043

LAP	SECTOR 1	SECTOR 2	LAP TIME	MPH	DIFF	TIME OF DAY
1 -		26.530	1:21.296	87.63	7.988	10:53:06.006
2 -	47.714	***26.369***	1:14.083 (3)	96.17	0.775	10:54:20.089
3 -	54.629	27.108	1:21.737	87.16	8.429	10:55:41.826
4 -	47.056	26.506	1:13.562 (2)	96.85	0.254	10:56:55.388
5 -	***46.896***	26.412	***1:13.308 (1)***	***97.18***		***10:58:08.696***

P34 114 F125 O Carl HOPKIN — Anderson AK/TM R1

IDEAL LAP TIME : 1:14.982 BEST LAP TIME : 1:15.199 DIFFERENCE : 0.217

LAP	SECTOR 1	SECTOR 2	LAP TIME	MPH	DIFF	TIME OF DAY
1 -		28.030	1:25.114	83.70	9.915	10:53:09.824
2 -	48.774	26.989	1:15.763 (3)	94.03	0.564	10:54:25.587
3 -	48.566	27.444	1:16.010	93.73	0.811	10:55:41.597
4 -	48.491	***26.832***	1:15.323 (2)	94.58	0.124	10:56:56.920
5 -	***48.150***	27.049	***1:15.199 (1)***	***94.74***		***10:58:12.119***

P35 99 F125 O Aston BAKER — Anderson/TM

IDEAL LAP TIME : 1:17.989 BEST LAP TIME : 1:18.098 DIFFERENCE : 0.109

LAP	SECTOR 1	SECTOR 2	LAP TIME	MPH	DIFF	TIME OF DAY
1 -		28.256	1:27.407	81.51	9.309	10:53:12.117
2 -	50.574	28.762	1:19.336	89.80	1.238	10:54:31.453
3 -	50.374	28.699	1:19.073 (3)	90.10	0.975	10:55:50.526
4 -	50.093	***28.060***	1:18.153 (2)	91.16	0.055	10:57:08.679
5 -	***49.929***	28.169	***1:18.098 (1)***	***91.22***		***10:58:26.777***

P36 76 F250 N Alex DUDLEY — PVP/TM

IDEAL LAP TIME : 1:17.541 BEST LAP TIME : 1:17.734 DIFFERENCE : 0.193

LAP	SECTOR 1	SECTOR 2	LAP TIME	MPH	DIFF	TIME OF DAY
1 -		29.232	1:28.978	80.07	11.244	10:53:13.688
2 -	50.604	***28.197***	1:18.801 (3)	90.41	1.067	10:54:32.489
3 -	50.602	28.316	1:18.918	90.27	1.184	10:55:51.407
4 -	50.008	28.208	1:18.216 (2)	91.08	0.482	10:57:09.623
5 -	***49.344***	28.390	***1:17.734 (1)***	***91.65***		***10:58:27.357***

BMCRC - MRO Championships 2024 - Rnd 4 @ Donington National

British Superkarts

RACE 3 - SECTOR ANALYSIS

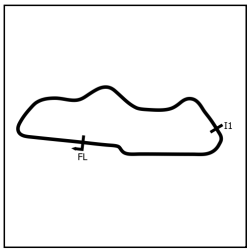

SECTOR 1 = FL to I1, SECTOR 2 = I1 to FL, DIFF = Difference To Personal Best Lap, P = Crossed Finish Line in Pit Lane, D = Time Disallowed

P37 77 F450 N Terence DUDLEY — Anderson/KTM

IDEAL LAP TIME : 1:19.040 BEST LAP TIME : 1:19.115 DIFFERENCE : 0.075

LAP	SECTOR 1	SECTOR 2	LAP TIME	MPH	DIFF	TIME OF DAY
1 -		28.136	1:26.813	82.06	7.698	10:53:11.523
2 -	51.093	***28.022***	***1:19.115 (1)***	***90.05***		***10:54:30.638***
3 -	***51.018***	28.594	1:19.612 (2)	89.49	0.497	10:55:50.250
4 -	51.756	28.483	1:20.239 (3)	88.79	1.124	10:57:10.489
5 -	51.535	28.719	1:20.254	88.77	1.139	10:58:30.743

P38 98 F125 O Marty BAKER — Anderson/TM

IDEAL LAP TIME : 1:19.200 BEST LAP TIME : 1:19.200 DIFFERENCE : 0.000

LAP	SECTOR 1	SECTOR 2	LAP TIME	MPH	DIFF	TIME OF DAY
1 -		29.388	1:29.748	79.38	10.548	10:53:14.458
2 -	51.340	28.479	1:19.819 (3)	89.25	0.619	10:54:34.277
3 -	***50.818***	***28.382***	***1:19.200 (1)***	***89.95***		***10:55:53.477***
4 -	50.951	28.776	1:19.727 (2)	89.36	0.527	10:57:13.204

P39 17 F125 O Gary POTKINS — Anderson/TM

IDEAL LAP TIME : 1:18.628 BEST LAP TIME : 1:18.628 DIFFERENCE : 0.000

LAP	SECTOR 1	SECTOR 2	LAP TIME	MPH	DIFF	TIME OF DAY
1 -		30.286	1:31.358	77.98	12.730	10:53:16.068
2 -	51.320	28.689	1:20.009 (3)	89.04	1.381	10:54:36.077
3 -	51.441	28.159	1:19.600 (2)	89.50	0.972	10:55:55.677
4 -	***50.697***	***27.931***	***1:18.628 (1)***	***90.61***		***10:57:14.305***

P40 62 Div1 Andy POWELL — PVP/FPE

IDEAL LAP TIME : 1:18.024 BEST LAP TIME : 1:18.089 DIFFERENCE : 0.065

LAP	SECTOR 1	SECTOR 2	LAP TIME	MPH	DIFF	TIME OF DAY
1 -		28.637	1:29.143	79.92	11.054	10:53:13.853
2 -	***50.174***	27.915	***1:18.089 (1)***	***91.23***		***10:54:31.942***
3 -	51.460	28.770	1:20.230 (3)	88.80	2.141	10:55:52.172
4 -	51.338	***27.850***	1:19.188 (2)	89.97	1.099	10:57:11.360
5 -	56.880	IN PIT	1:35.537 P	74.57	17.448	10:58:46.897

P41 75 F250 N Kevin DUDLEY — Anderson/Gas Gas

IDEAL LAP TIME : 1:19.515 BEST LAP TIME : 1:19.515 DIFFERENCE : 0.000

LAP	SECTOR 1	SECTOR 2	LAP TIME	MPH	DIFF	TIME OF DAY
1 -		30.412	1:32.646	76.90	13.131	10:53:17.356
2 -	***50.941***	***28.574***	***1:19.515 (1)***	***89.60***		***10:54:36.871***
3 -	51.065	28.972	1:20.037 (2)	89.01	0.522	10:55:56.908
4 -	55.810	IN PIT	1:41.812 P	69.97	22.297	10:57:38.720

P42 89 Div1 Carl KINSEY — Anderson/VM

IDEAL LAP TIME : 1:06.789 BEST LAP TIME : 1:06.941 DIFFERENCE : 0.152

LAP	SECTOR 1	SECTOR 2	LAP TIME	MPH	DIFF	TIME OF DAY
1 -		25.828	1:16.271	93.41	9.330	10:53:00.981
2 -	43.568	***24.082***	1:07.650 (2)	105.31	0.709	10:54:08.631
3 -	***42.707***	24.234	***1:06.941 (1)***	***106.43***		***10:55:15.572***

P43 27 Div1 Alan WITHEROW — Anderson/PVP

IDEAL LAP TIME : 1:13.436 BEST LAP TIME : 1:13.748 DIFFERENCE : 0.312

LAP	SECTOR 1	SECTOR 2	LAP TIME	MPH	DIFF	TIME OF DAY
1 -		30.602	1:20.703	88.28	6.955	10:53:05.413
2 -	47.794	***25.954***	***1:13.748 (1)***	***96.60***		***10:54:19.161***
3 -	***47.482***	IN PIT	1:17.999 P	91.34	4.251	10:55:37.160

Weather / Track : Sunny / Dry

Donington Park National: 1.9790 miles
Date: 02/06/2024 Start: 10:51 Finish: 10:57

BMCRC - MRO Championships 2024 - Rnd 4 @ Donington National

British Superkarts

RACE 3 - SECTOR ANALYSIS

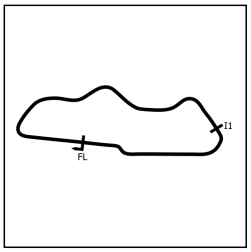

SECTOR 1 = FL to I1, SECTOR 2 = I1 to FL, DIFF = Difference To Personal Best Lap, P = Crossed Finish Line in Pit Lane, D = Time Disallowed

P44 45 F450 N Alan FLEWITT Anderson/KTM

IDEAL LAP TIME : 1:21.119 BEST LAP TIME : 1:22.955 DIFFERENCE : 1.836

LAP	SECTOR 1	SECTOR 2	LAP TIME	MPH	DIFF	TIME OF DAY
1 -		***29.262***	1:30.603	78.63	7.648	10:53:15.313
2 -	***51.857***	31.098	***1:22.955*** **(1)**	***85.88***		***10:54:38.268***
3 -	57.491	IN PIT	1:35.754 **P**	74.40	12.799	10:56:14.022

P45 81 F250 N Ian CHALLINOR F1/Rotax 257

IDEAL LAP TIME : 1:22.745 BEST LAP TIME : 1:23.118 DIFFERENCE : 0.373

LAP	SECTOR 1	SECTOR 2	LAP TIME	MPH	DIFF	TIME OF DAY
1 -		30.349	1:42.904	69.23	19.786	10:53:27.614
2 -	53.482	***29.636***	***1:23.118*** **(1)**	***85.71***		***10:54:50.732***
3 -	***53.109***	IN PIT	1:49.755 **P**	64.91	26.637	10:56:40.487

P46 44 Div1 Louis WALL PVP/PVP

IDEAL LAP TIME : BEST LAP TIME : DIFFERENCE :

LAP	SECTOR 1	SECTOR 2	LAP TIME	MPH	DIFF	TIME OF DAY
1 -		***IN PIT***	1:36.738 **P**	73.64		10:53:21.448

BMCRC - MRO Championships 2024 - Rnd 4 @ Donington National

British Superkarts

RACE 3 - BEST SECTORS

SECTOR 1

POS	NO	NAME	TIME
1	2	MORLEY	40.997
2	4	HARPHAM	41.336
3	3	HULME	42.006
4	87	TRITTON	42.029
5	31	MOSS	42.030
6	8	GULLIFORD	42.265
7	21	NES	42.316
8	24	RUSHFORTH	42.394
9	89	KINSEY	42.707
10	68	EDWARDS	42.999
11	55	WITHEROW	43.106
12	29	HATFIELD	43.308
13	15	CLEMSON	43.453
14	14	BARTON	44.023
15	72	DEWART	44.069
16	S1	PLATT	44.229
17	18	WAITE	44.942
18	93	WEST	45.096
19	57	PASK	45.173
20	66	FAULKNER	45.365
21	91	BENTON	45.451
22	50	BUSBY	45.456
23	49	PARR	45.558
24	107	POWELL	45.709
25	74	LAWRENCE	45.757
26	12	RIDLEY	45.827
27	143	READER	46.012
28	90	AUSTIN	46.634
29	26	MCCLINTOCK	46.889
30	643	HOLMES	46.896
31	115	RADFORD	46.983
32	69	KYRITSIS	47.145
33	139	RANDALL	47.172
34	27	WITHEROW	47.482
35	59	FLINT	47.846
36	114	HOPKIN	48.150
37	76	DUDLEY	49.344
38	99	BAKER	49.929
39	62	POWELL	50.174
40	17	POTKINS	50.697
41	98	BAKER	50.818
42	75	DUDLEY	50.941
43	77	DUDLEY	51.018
44	45	FLEWITT	51.857
45	81	CHALLINOR	53.109
46			
47			
48			
49			
50			
51			
52			
53			
54			
55			

SECTOR 2

NO	NAME	TIME
4	HARPHAM	22.913
2	MORLEY	23.037
87	TRITTON	23.150
24	RUSHFORTH	23.234
31	MOSS	23.249
21	NES	23.321
8	GULLIFORD	23.616
3	HULME	23.625
68	EDWARDS	23.811
29	HATFIELD	23.991
55	WITHEROW	24.057
89	KINSEY	24.082
15	CLEMSON	24.244
14	BARTON	24.620
72	DEWART	24.653
S1	PLATT	24.661
18	WAITE	24.912
57	PASK	25.066
66	FAULKNER	25.227
49	PARR	25.288
107	POWELL	25.451
91	BENTON	25.480
74	LAWRENCE	25.510
93	WEST	25.569
143	READER	25.702
50	BUSBY	25.766
26	MCCLINTOCK	25.907
12	RIDLEY	25.936
27	WITHEROW	25.954
90	AUSTIN	26.140
59	FLINT	26.241
139	RANDALL	26.245
115	RADFORD	26.287
69	KYRITSIS	26.332
643	HOLMES	26.369
114	HOPKIN	26.832
62	POWELL	27.850
17	POTKINS	27.931
77	DUDLEY	28.022
99	BAKER	28.060
76	DUDLEY	28.197
98	BAKER	28.382
75	DUDLEY	28.574
45	FLEWITT	29.262
81	CHALLINOR	29.636

IDEAL / BEST COMPARISON

		PERFECT LAP	1:03.910		
1	2	MORLEY	1:04.034	1:04.034	0.000
2	4	HARPHAM	1:04.249	1:04.249	0.000
3	87	TRITTON	1:05.179	1:05.328	0.149
4	31	MOSS	1:05.279	1:05.648	0.369
5	24	RUSHFORTH	1:05.628	1:05.628	0.000
6	3	HULME	1:05.631	1:05.679	0.048
7	21	NES	1:05.637	1:05.641	0.004
8	8	GULLIFORD	1:05.881	1:05.892	0.011
9	89	KINSEY	1:06.789	1:06.941	0.152
10	68	EDWARDS	1:06.810	1:07.361	0.551
11	55	WITHEROW	1:07.163	1:07.163	0.000
12	29	HATFIELD	1:07.299	1:07.561	0.262
13	15	CLEMSON	1:07.697	1:07.697	0.000
14	14	BARTON	1:08.643	1:09.007	0.364
15	72	DEWART	1:08.722	1:08.909	0.187
16	S1	PLATT	1:08.890	1:09.000	0.110
17	18	WAITE	1:09.854	1:09.946	0.092
18	57	PASK	1:10.239	1:10.239	0.000
19	66	FAULKNER	1:10.592	1:10.855	0.263
20	93	WEST	1:10.665	1:10.926	0.261
21	49	PARR	1:10.846	1:11.384	0.538
22	91	BENTON	1:10.931	1:11.138	0.207
23	107	POWELL	1:11.160	1:11.195	0.035
24	50	BUSBY	1:11.222	1:11.286	0.064
25	74	LAWRENCE	1:11.267	1:11.419	0.152
26	143	READER	1:11.714	1:11.714	0.000
27	12	RIDLEY	1:11.763	1:11.878	0.115
28	90	AUSTIN	1:12.774	1:12.774	0.000
29	26	MCCLINTOCK	1:12.796	1:12.796	0.000
30	643	HOLMES	1:13.265	1:13.308	0.043
31	115	RADFORD	1:13.270	1:13.270	0.000
32	139	RANDALL	1:13.417	1:13.417	0.000
33	27	WITHEROW	1:13.436	1:13.748	0.312
34	69	KYRITSIS	1:13.477	1:13.899	0.422
35	59	FLINT	1:14.087	1:14.452	0.365
36	114	HOPKIN	1:14.982	1:15.199	0.217
37	76	DUDLEY	1:17.541	1:17.734	0.193
38	99	BAKER	1:17.989	1:18.098	0.109
39	62	POWELL	1:18.024	1:18.089	0.065
40	17	POTKINS	1:18.628	1:18.628	0.000
41	77	DUDLEY	1:19.040	1:19.115	0.075
42	98	BAKER	1:19.200	1:19.200	0.000
43	75	DUDLEY	1:19.515	1:19.515	0.000
44	45	FLEWITT	1:21.119	1:22.955	1.836
45	81	CHALLINOR	1:22.745	1:23.118	0.373
46	44	WALL			

Weather / Track : Sunny / Dry

Donington Park National: 1.9790 miles
Date: 02/06/2024 Start: 10:51 Finish: 10:57

Results can be found at www.tsl-timing.com

Printed - 11:03 Sunday, 02 June 2024

BMCRC - MRO Championships 2024 - Rnd 4 @ Donington National

British Superkarts

RACE 3 - STATISTICS

Competitors Started	47
Planned Start	2024-06-02 @ 10:01:00.000
Actual Start	2024-06-02 @ 10:51:44.709
Finish Time	2024-06-02 @ 10:57:11.506
Track Length	1.9790mi.
Total Laps	215
Total Distance Covered	425.4994mi.

Session Fastest Lap History

NO	CL	NAME	LAP TIME	TIME OF DAY	LAP	VEHICLE
2	Div1	**Liam MORLEY**	**1:04.733**	10:53:58.614	2	Anderson/VM
2	Div1	**Liam MORLEY**	**1:04.034**	10:55:02.648	3	Anderson/VM

Session Leader History

NO	CL	NAME	FROM LAP	LAPS LED	DISTANCE	VEHICLE
4	Div1	**Lee HARPHAM**	1	1	1.94 miles	MS Kart/Harvey VM
2	Div1	**Liam MORLEY**	2	4	7.91 miles	Anderson/VM

Flag History

TYPE	TIME OF DAY
GREEN	10:51:44.709
FINISH	10:57:11.506

Flag Statistics

TYPE	COUNT	TOTAL LAPS	TOTAL TIME
Green	1	5	7:05.574
Red	0	0	0.000
Safety Car	0	0	0.000
FCY	0	0	0.000

Weather / Track : Sunny / Dry

Donington Park National: 1.9790 miles
Date: 02/06/2024 Start: 10:51 Finish: 10:57

BMCRC - MRO Championships 2024 - Rnd 4 @ Donington National

British Superkarts

RACE 3 - STATISTICS

CLASS : Div1

25 Starters

Fastest Lap History

NO	NAME	LAP TIME	TIME OF DAY	LAP	VEHICLE
2	**Liam MORLEY**	**1:04.733**	10:53:58.614	2	Anderson/VM
2	**Liam MORLEY**	**1:04.034**	10:55:02.648	3	Anderson/VM

Leader History

NO	NAME	FROM LAP	LAPS LED	DISTANCE	VEHICLE
4	**Lee HARPHAM**	1	1	1.94 miles	MS Kart/Harvey VM
2	**Liam MORLEY**	2	4	7.91 miles	Anderson/VM

Weather / Track : Sunny / Dry

Donington Park National: 1.9790 miles
Date: 02/06/2024 Start: 10:51 Finish: 10:57

BMCRC - MRO Championships 2024 - Rnd 4 @ Donington National

British Superkarts

RACE 3 - STATISTICS

CLASS : F125 O

6 Starters

Fastest Lap History

NO	NAME	LAP TIME	TIME OF DAY	LAP	VEHICLE
643	**Ollie HOLMES**	**1:14.083**	10:54:20.107	2	Anderson AK/TM R1
69	**Kosta KYRITSIS**	**1:13.899**	10:55:37.459	3	Anderson AK/ TMR1
643	**Ollie HOLMES**	**1:13.562**	10:56:55.400	4	Anderson AK/TM R1
643	**Ollie HOLMES**	**1:13.308**	10:58:08.713	5	Anderson AK/TM R1

Leader History

NO	NAME	FROM LAP	LAPS LED	DISTANCE	VEHICLE
643	**Ollie HOLMES**	1	2	3.92 miles	Anderson AK/TM R1
69	**Kosta KYRITSIS**	3	3	5.93 miles	Anderson AK/ TMR1

BMCRC - MRO Championships 2024 - Rnd 4 @ Donington National

British Superkarts

RACE 3 - STATISTICS

CLASS : F250 N

11 Starters

Fastest Lap History

NO	NAME	LAP TIME	TIME OF DAY	LAP	VEHICLE
S1	**Paul PLATT**	**1:09.611**	10:54:09.004	2	PVP/Gas Gas
S1	**Paul PLATT**	**1:09.000**	10:55:18.001	3	PVP/Gas Gas

Leader History

NO	NAME	FROM LAP	LAPS LED	DISTANCE	VEHICLE
S1	**Paul PLATT**	1	5	9.85 miles	PVP/Gas Gas

Weather / Track : Sunny / Dry

Donington Park National: 1.9790 miles
Date: 02/06/2024 Start: 10:51 Finish: 10:57

BMCRC - MRO Championships 2024 - Rnd 4 @ Donington National

British Superkarts

RACE 3 - STATISTICS

CLASS : F450 N

5 Starters

Fastest Lap History

NO	NAME	LAP TIME	TIME OF DAY	LAP	VEHICLE
12	**Kevin RIDLEY**	**1:12.372**	10:54:17.604	2	Silverstone/Yamaha
12	**Kevin RIDLEY**	**1:12.189**	10:55:29.789	3	Silverstone/Yamaha
12	**Kevin RIDLEY**	**1:11.878**	10:56:41.670	4	Silverstone/Yamaha

Leader History

NO	NAME	FROM LAP	LAPS LED	DISTANCE	VEHICLE
12	**Kevin RIDLEY**	1	5	9.85 miles	Silverstone/Yamaha

BMCRC - MRO Championships 2024 - Rnd 4 @ Donington National

British Superkarts

RACE 14 - GRID - AMENDED 2 (12 minutes + 1 Lap)

ROW 30	59	41	Fletcher HURN	60	84	Matt ROBINSON	
ROW 29	57	161	Richard CONNICK	58	13	Mark GELLATELY	
ROW 28	55	34	Daniel JERRED	56	101	Lee PLAIN	
ROW 27	53	144	Jack BLISS	54	97	Toby VINCENT	
ROW 26	51	42	1:23.821 Tom RILEY	52	44	Louis WALL	
ROW 25	49	45	1:22.955 Alan FLEWITT	50	81	1:23.118 Ian CHALLINOR	
ROW 24	47	75	1:19.515 Kevin DUDLEY	48	47	1:21.900 Arran MAILE	
ROW 23	45	77	1:19.115 Terence DUDLEY	46	98	1:19.200 Marty BAKER	
ROW 22	43	99	1:18.098 Aston BAKER	44	17	1:18.628 Gary POTKINS	
ROW 21	41	76	1:17.734 Alex DUDLEY	42	62	1:18.089 Andy POWELL	
ROW 20	39	103	1:15.177 Kirk CATTERMOLE	40	114	1:15.199 Carl HOPKIN	
ROW 19	37	59	1:14.452 Nick FLINT	38	35	1:15.047 Sam HEMPSHALL	
ROW 18	35	27	1:13.748 Alan WITHEROW	36	69	1:13.899 Kosta KYRITSIS	
ROW 17	33	9	1:13.350 Paul Von GERARD	34	139	1:13.417 Rob RANDALL	
ROW 16	31	115	1:13.270 Mark RADFORD	32	643	1:13.308 Ollie HOLMES	
ROW 15	29	90	1:12.774 Rob AUSTIN	30	26	1:12.796 Ronan MCCLINTOCK	
ROW 14	27	12	1:11.878 Kevin RIDLEY	28	85	1:12.222 Ross ALLEN	
ROW 13	25	74	1:11.419 Will LAWRENCE	26	143	1:11.714 John READER	
ROW 12	23	50	1:11.286 John BUSBY	24	49	1:11.384 Michael PARR	
ROW 11	21	91	1:11.138 George BENTON	22	107	1:11.195 Aaron POWELL	
ROW 10	19	66	1:10.855 John FAULKNER	20	93	1:10.926 Johnny WEST	
ROW 9	17	18	1:09.946 Andy WAITE	18	57	1:10.239 Mark PASK	
ROW 8	15	S1	1:09.000 Paul PLATT	16	14	1:09.007 Nathan BARTON	
ROW 7	13	15	1:07.697 Luke CLEMSON	14	72	1:08.909 Richard DEWART	
ROW 6	11	68	1:07.361 Mark EDWARDS	12	29	1:07.561 Tom HATFIELD	
ROW 5	9	89	1:06.941 Carl KINSEY	10	55	1:07.163 Ross WITHEROW	
ROW 4	7	3	1:05.679 Carl HULME	8	8	1:05.892 Andy GULLIFORD	
ROW 3	5	21	1:05.641 Richard Van De NES	6	31	1:05.648 Sam MOSS	
ROW 2	3	87	1:05.328 Jack TRITTON	4	24	1:05.628 Tom RUSHFORTH	
ROW 1	1	2	1:04.034 Liam MORLEY	2	4	1:04.249 Lee HARPHAM	

Pole

Comments:
Kart 35 re-instated passed medically fit

These results are provisional until the conclusion of any judicial and technical matters.

Donington Park National: 1.9790 miles

Clerk Of Course:	Stewards:	Timekeeper:	
Gordon Cuthill		Craig Smith	

Results can be found at www.tsl-timing.com

Printed - 13:54 Sunday, 02 June 2024

BMCRC - MRO Championships 2024 - Rnd 4 @ Donington National

British Superkarts

RACE 14 - CLASSIFICATION

Race Distance: 11 Laps / 21.76 miles

POS	NO	CL	PIC	NAME	ENTRY	LAPS	TIME	GAP	DIFF	MPH	BEST	ON	GRD	↑↓
1	4	Div1	1	Lee HARPHAM	MS Kart/Harvey VM	11	12:06.988			107.61	1:04.959	3	2	1
2	87	Div1	2	Jack TRITTON	MS Kart/Harvey VM	11	12:12.401	5.413	5.413	106.81	1:05.186	5	3	1
3	3	Div1	3	Carl HULME	Anderson/VM	11	12:20.771	13.783	8.370	105.61	1:05.992	3	7	4
4	8	Div1	4	Andy GULLIFORD	Anderson/VM	11	12:21.387	14.399	0.616	105.52	1:06.302	8	8	4
5	68	Div1	5	Mark EDWARDS	MS Kart/Harvey VM	11	12:21.998	15.010	0.611	105.43	1:06.453	11	11	6
6	89	Div1	6	Carl KINSEY	Anderson/VM	11	12:26.573	19.585	4.575	104.79	1:06.146	4	9	3
7	15	Div1	7	Luke CLEMSON	Anderson/Redspeed VM	11	12:39.158	32.170	12.585	103.05	1:07.308	6	13	6
8	S1	F250 N	1	Paul PLATT	PVP/Gas Gas	11	12:49.309	42.321	10.151	101.69	1:08.792	5	15	7
9	35	F250 N	2	Sam HEMPSHALL	Anderson/DEA	11	13:00.583	53.595	11.274	100.22	1:08.810	10	38	29
10	103	F250 N	3	Kirk CATTERMOLE	Raider/CAT TM	11	13:00.617	53.629	0.034	100.22	1:09.836	4	39	29
11	44	Div1	8	Louis WALL	PVP/PVP	11	13:02.444	55.456	1.827	99.98	1:08.092	8	52	41
12	57	Div1	9	Mark PASK	MS Kart/VM	11	13:05.911	58.923	3.467	99.54	1:10.340	6	18	6
13	18	Div1	10	Andy WAITE	PVP/VM	11	13:06.489	59.501	0.578	99.47	1:10.212	4	17	4
14	66	Div1	11	John FAULKNER	Anderson/FPE	11	13:14.821	1:07.833	8.332	98.43	1:10.679	6	19	5
15	49	F250 N	4	Michael PARR	Anderson/Vipert SK250	10	12:08.275	1 Lap	1 Lap	97.64	1:10.737	8	24	9
16	107	F250 N	5	Aaron POWELL	Anderson/Honda	10	12:08.566	1 Lap	0.291	97.60	1:11.328	6	22	6
17	50	F250 N	6	John BUSBY	Anderson/DEA	10	12:09.313	1 Lap	0.747	97.50	1:11.424	3	23	6
18	74	Div1	12	Will LAWRENCE	Anderson/FPE	10	12:13.577	1 Lap	4.264	96.93	1:11.067	8	25	7
19	143	F250 N	7	John READER	Anderson/Honda	10	12:14.683	1 Lap	1.106	96.78	1:11.904	5	26	7
20	93	Div1	13	Johnny WEST	Anderson/VM	10	12:18.796	1 Lap	4.113	96.25	1:10.590	6	20	0
21	12	F450 N	1	Kevin RIDLEY	Silverstone/Yamaha	10	12:24.738	1 Lap	5.942	95.48	1:12.437	3	27	6
22	643	F125 O	1	Ollie HOLMES	Anderson AK/TM R1	10	12:30.191	1 Lap	5.453	94.78	1:13.598	2	32	10
23	139	F250 N	8	Rob RANDALL	Jade/Honda	10	12:31.033	1 Lap	0.842	94.68	1:13.157	5	34	11
24	26	F450 N	2	Ronan MCCLINTOCK	Anderson/KTM	10	12:31.936	1 Lap	0.903	94.56	1:13.266	10	30	6
25	59	F450 N	3	Nick FLINT	Anderson/KTM	10	12:37.286	1 Lap	5.350	93.90	1:13.774	5	37	12
26	69	F125 O	2	Kosta KYRITSIS	Anderson AK/ TMR1	10	12:37.838	1 Lap	0.552	93.83	1:14.015	5	36	10
27	90	F250 N	9	Rob AUSTIN	Anderson/Viper	10	12:46.014	1 Lap	8.176	92.83	1:14.676	2	29	2
28	42	Div1	14	Tom RILEY	Anderson/VM	10	12:47.762	1 Lap	1.748	92.61	1:08.000	3	51	23
29	114	F125 O	3	Carl HOPKIN	Anderson AK/TM R1	10	13:03.029	1 Lap	15.267	90.81	1:16.767	3	40	11
30	76	F250 N	10	Alex DUDLEY	PVP/TM	10	13:07.919	1 Lap	4.890	90.25	1:17.421	7	41	11
31	99	F125 O	4	Aston BAKER	Anderson/TM	10	13:18.924	1 Lap	11.005	89.00	1:18.142	7	43	12
32	97	F125 O	5	Toby VINCENT	Anderson/TM	9	12:08.669	2 Laps	1 Lap	87.81	1:19.099	7	54	22
33	45	F450 N	4	Alan FLEWITT	Anderson/KTM	9	12:10.614	2 Laps	1.945	87.57	1:18.798	7	49	16
34	77	F450 N	5	Terence DUDLEY	Anderson/KTM	9	12:10.923	2 Laps	0.309	87.54	1:19.577	2	45	11
35	98	F125 O	6	Marty BAKER	Anderson/TM	9	12:13.148	2 Laps	2.225	87.27	1:19.165	4	46	11
36	17	F125 O	7	Gary POTKINS	Anderson/TM	9	12:13.998	2 Laps	0.850	87.17	1:19.040	7	44	8
37	62	Div1	15	Andy POWELL	PVP/FPE	9	12:16.810	2 Laps	2.812	86.84	1:18.870	7	42	5

NOT CLASSIFIED

DNF	55	Div1		Ross WITHEROW	Anderson/PVP	9	11:12.258	2 Laps		95.17	1:08.415	4	10	
DNF	24	Div1		Tom RUSHFORTH	Spyda/VM	8	9:04.715	3 Laps	1 Lap	104.38	1:06.144	4	4	
DNF	144	F250 N		Jack BLISS	Raider/Honda	7	9:01.094	4 Laps	1 Lap	91.91	1:10.472	4	53	
DNF	2	Div1		Liam MORLEY	Anderson/VM	5	5:47.310	6 Laps	2 Laps	102.17	1:06.194	4	1	
DNF	21	Div1		Richard Van De NES	Anderson/Harvey VM	4	5:00.505	7 Laps	1 Lap	94.38	1:06.935	2	5	
DNF	34	F250 N		Daniel JERRED	Anderson/Honda	4	5:18.978	7 Laps	18.473	88.91	1:16.680	4	55	
DNF	81	F250 N		Ian CHALLINOR	F1/Rotax 257	4	5:43.256	7 Laps	24.278	82.62	1:23.396	4	50	
DNF	29	Div1		Tom HATFIELD	Anderson/VM	3	3:27.085	8 Laps	1 Lap	102.55	1:06.590	3	12	
DNF	31	Div1		Sam MOSS	Anderson/VM	2	2:33.711	9 Laps	1 Lap	91.81	1:13.395	1	6	
DNF	115	F250 N		Mark RADFORD	Raider/KTM SX250	2	2:46.485	9 Laps	12.774	84.76	1:21.759	2	31	
DNF	75	F250 N		Kevin DUDLEY	Anderson/Gas Gas	2	2:55.996	9 Laps	9.511	80.18	1:29.145	1	47	
DNF	9	Div1		Paul Von GERARD	Jade/IAME	2	3:04.877	9 Laps	8.881	76.33	1:17.902	1	33	
DNF	91	Div1		George BENTON	Anderson/Barker FPE	0							21	

FASTEST LAP

4	Div1	Lee HARPHAM	MS Kart/Harvey VM	3	1:04.959	109.67 mph	176.51 kph
S1	F250 N	Paul PLATT	PVP/Gas Gas	5	1:08.792	103.56 mph	166.67 kph
12	F450 N	Kevin RIDLEY	Silverstone/Yamaha	3	1:12.437	98.35 mph	158.28 kph
643	F125 O	Ollie HOLMES	Anderson AK/TM R1	2	1:13.598	96.80 mph	155.79 kph

Weather / Track : Sunny / Dry

These results are provisional until the conclusion of any judicial and technical matters.

Date: 02/06/2024 Start: 14:46 Finish: 14:58

Donington Park National: 1.9790 miles

Clerk Of Course:	Stewards:	Timekeeper:	
Gordon Cuthill		Craig Smith	

Results can be found at www.tsl-timing.com

Printed - 15:00 Sunday, 02 June 2024

BMCRC - MRO Championships 2024 - Rnd 4 @ Donington National

British Superkarts

RACE 14 - LAP CHART

LAP 1 @ 14:47:15.966

NO	BEHIND	LAP TIME
4		1:10.296
3	0.002	1:10.298
2	0.232	1:10.528
8	0.660	1:10.956
87	0.697	1:10.993
24	1.469	1:11.765
21	2.021	1:12.317
68	2.368	1:12.664
31	3.099	1:13.395
29	3.388	1:13.684
S1	4.204	1:14.500
18	5.203	1:15.499
89	5.494	1:15.790
15	5.708	1:16.004
57	6.496	1:16.792
103	6.752	1:17.048
9	7.606	1:17.902
66	8.325	1:18.621
74	8.815	1:19.111
35	8.993	1:19.289
93	10.100	1:20.396
107	10.601	1:20.897
50	10.913	1:21.209
143	11.244	1:21.540
12	11.541	1:21.837
55	11.936	1:22.232
144	11.999	1:22.295
49	12.173	1:22.469
90	12.385	1:22.681
26	12.829	1:23.125
139	13.232	1:23.528
69	13.737	1:24.033
643	13.970	1:24.266
115	14.430	1:24.726
59	14.581	1:24.877
114	14.763	1:25.059
44	16.092	1:26.388
76	16.577	1:26.873
77	16.813	1:27.109
99	16.993	1:27.289
62	17.813	1:28.109
34	17.902	1:28.198
75	18.849	1:29.145
45	19.813	1:30.109
98	20.140	1:30.436
17	20.693	1:30.989
97	20.777	1:31.073
81	21.968	1:32.264
42	24.110	1:34.406

LAP 2 @ 14:48:21.420

NO	BEHIND	LAP TIME
4		1:05.454
2	1.355	1:06.577
3	2.043	1:07.495
8	2.192	1:06.986
87	2.252	1:07.009
24	2.634	1:06.619
21	3.502	1:06.935
68	4.233	1:07.319
29	4.745	1:06.811
89	7.864	1:07.824
S1	8.414	1:09.664
15	8.981	1:08.727
18	10.795	1:11.046
57	12.082	1:11.040
103	12.484	1:11.186
66	15.435	1:12.564
74	15.735	1:12.374
35	15.844	1:12.305
93	16.004	1:11.358
55	16.343	1:09.861
50	17.487	1:12.028
107	17.882	1:12.735
31	17.961	1:20.316 P
144	18.659	1:12.114
143	18.699	1:12.909
12	19.303	1:13.216
49	19.384	1:12.665
90	21.607	1:14.676
139	21.759	1:13.981
643	22.114	1:13.598
44	22.725	1:12.087
26	22.750	1:15.375
69	23.454	1:15.171
59	23.520	1:14.393
114	26.167	1:16.858
76	29.552	1:18.429
34	29.647	1:17.199
42	30.475	1:11.819
115	30.735	1:21.759
77	30.936	1:19.577
99	31.574	1:20.035
62	33.591	1:21.232
45	35.067	1:20.708
98	35.364	1:20.678
97	35.369	1:20.046
17	35.807	1:20.568
75	40.246	1:26.851 P
81	40.546	1:24.032
9	49.127	1:46.975 P

LAP 3 @ 14:49:26.379

NO	BEHIND	LAP TIME
4		1:04.959
2	2.668	1:06.272
3	3.076	1:05.992
87	3.139	1:05.846
8	3.556	1:06.323
24	4.020	1:06.345
68	6.003	1:06.729
29	6.376	1:06.590
89	9.188	1:06.283
21	9.332	1:10.789
15	12.553	1:08.531
S1	13.006	1:09.551
18	16.215	1:10.379
57	17.780	1:10.657
103	18.175	1:10.650
55	21.076	1:09.692
66	21.950	1:11.474
35	22.264	1:11.379
74	22.329	1:11.553
93	23.230	1:12.185
50	23.952	1:11.424
144	24.303	1:10.603
107	24.525	1:11.602
12	26.781	1:12.437
143	26.955	1:13.215
49	26.987	1:12.562
44	27.244	1:09.478
139	30.796	1:13.996
643	31.854	1:14.699
90	32.288	1:15.640
26	32.581	1:14.790
69	33.314	1:14.819
42	33.516	1:08.000
59	33.671	1:15.110
114	37.975	1:16.767
34	41.589	1:16.901
76	42.785	1:18.192
77	45.676	1:19.699
99	46.260	1:19.645
62	48.998	1:20.366
45	49.857	1:19.749
97	50.381	1:19.971
98	51.262	1:20.857
17	51.624	1:20.776
81	59.151	1:23.564

LAP 4 @ 14:50:31.410

NO	BEHIND	LAP TIME
4		1:05.031
87	3.803	1:05.695
2	3.831	1:06.194
3	4.743	1:06.698
24	5.133	1:06.144
8	5.163	1:06.638
68	7.837	1:06.865
89	10.303	1:06.146
15	15.796	1:08.274
S1	17.277	1:09.302
18	21.396	1:10.212
103	22.980	1:09.836
57	23.938	1:11.189
55	24.460	1:08.415
35	27.325	1:10.092
66	28.297	1:11.378
74	28.974	1:11.676
93	29.357	1:11.158
144	29.744	1:10.472
50	31.020	1:12.099
107	31.891	1:12.397
44	32.839	1:10.626
49	34.585	1:12.629
21	34.765	1:30.464 P
143	34.942	1:13.018
12	36.051	1:14.301
42	38.300	1:09.815
139	39.489	1:13.724
643	40.467	1:13.644
26	42.266	1:14.716
90	42.659	1:15.402
59	43.027	1:14.387
69	43.286	1:15.003
114	50.330	1:17.386
34	53.238	1:16.680
76	55.504	1:17.750
77	1:01.342	1:20.697
99	1:01.580	1:20.351
62	1:03.983	1:20.016
45	1:04.272	1:19.446
97	1:04.483	1:19.133

LAP 5 @ 14:51:36.699

NO	BEHIND	LAP TIME
4		1:05.289
98	1 Lap	1:19.165
17	1 Lap	1:19.283
87	3.700	1:05.186
3	5.832	1:06.378
8	6.604	1:06.730
24	6.662	1:06.818
68	9.130	1:06.582
89	11.223	1:06.209
81	1 Lap	1:23.396
2	16.281	1:17.739 P
15	18.597	1:08.090
S1	20.780	1:08.792
18	27.223	1:11.116
55	27.746	1:08.575
103	27.951	1:10.260
57	29.036	1:10.387
35	31.782	1:09.746
66	34.093	1:11.085
93	35.293	1:11.225
144	35.810	1:11.355
44	37.157	1:09.607
50	37.199	1:11.468
107	38.608	1:12.006
49	40.779	1:11.483
143	41.557	1:11.904
42	43.229	1:10.218
12	43.706	1:12.944
74	44.443	1:20.758
139	47.357	1:13.157
643	48.787	1:13.609
26	51.273	1:14.296
59	51.512	1:13.774
69	52.012	1:14.015
90	52.546	1:15.176
114	1:02.554	1:17.513

LAP 6 @ 14:52:41.740

NO	BEHIND	LAP TIME
4		1:05.041
76	1 Lap	1:17.703
87	5.058	1:06.399
3	9.376	1:08.585
24	10.728	1:09.107
8	10.767	1:09.204
68	11.120	1:07.031
99	1 Lap	1:20.020
77	1 Lap	1:20.427
89	14.202	1:08.020
62	1 Lap	1:20.795
97	1 Lap	1:21.095
45	1 Lap	1:22.284
98	1 Lap	1:21.827
17	1 Lap	1:21.675
15	20.864	1:07.308
S1	24.922	1:09.183
55	31.994	1:09.289
103	33.338	1:10.428
18	33.932	1:11.750
57	34.335	1:10.340
35	36.268	1:09.527
66	39.731	1:10.679
93	40.842	1:10.590
44	40.958	1:08.842
144	42.493	1:11.724
50	43.623	1:11.465
107	44.895	1:11.328
49	47.244	1:11.506
143	48.581	1:12.065
42	50.656	1:12.468
74	51.031	1:11.629
12	52.730	1:14.065
139	56.096	1:13.780
643	57.855	1:14.109
26	1:01.147	1:14.915
59	1:01.437	1:14.966
69	1:01.546	1:14.575
90	1:02.659	1:15.154

LAP 7 @ 14:53:47.199

NO	BEHIND	LAP TIME
4		1:05.459
87	4.875	1:05.276
114	1 Lap	1:17.678
3	11.156	1:07.239
8	12.521	1:07.213
24	12.611	1:07.342
68	13.234	1:07.573
76	1 Lap	1:18.273
89	16.370	1:07.627
99	1 Lap	1:18.356
15	25.081	1:09.676
77	1 Lap	1:19.838
97	1 Lap	1:19.167
62	1 Lap	1:20.292
S1	29.786	1:10.323
45	1 Lap	1:19.530
98	1 Lap	1:19.754
17	1 Lap	1:19.962
55	35.510	1:08.975
103	38.631	1:10.752
18	39.580	1:11.107
57	39.694	1:10.818
35	40.034	1:09.225
66	45.154	1:10.882
44	45.593	1:10.094
93	47.887	1:12.504
50	50.689	1:12.525
107	50.808	1:11.372
49	53.015	1:11.230
143	55.344	1:12.222
74	57.152	1:11.580
42	59.613	1:14.416
12	1:01.880	1:14.609
139	1:04.184	1:13.547

LAP 8 @ 14:54:53.162

NO	BEHIND	LAP TIME
4		1:05.963
643	1 Lap	1:14.152
26	1 Lap	1:13.607
87	4.923	1:06.011
59	1 Lap	1:15.014
69	1 Lap	1:14.982
90	1 Lap	1:16.822
3	12.639	1:07.446
8	12.860	1:06.302
144	1 Lap	1:42.531 P

Weather / Track : Sunny / Dry

Donington Park National: 1.9790 miles
Date: 02/06/2024 Start: 14:46 Finish: 14:58

BMCRC - MRO Championships 2024 - Rnd 4 @ Donington National

British Superkarts

RACE 14 - LAP CHART

68	13.880	1:06.609
24	17.223	1:10.575 **P**
89	18.122	1:07.715
114	1 Lap	1:16.915
15	26.873	1:07.755
76	1 Lap	1:17.421
S1	33.934	1:10.111
99	1 Lap	1:18.142
55	39.977	1:10.430
77	1 Lap	1:20.622
97	1 Lap	1:19.099
62	1 Lap	1:18.870
103	42.771	1:10.103
45	1 Lap	1:18.798
35	44.409	1:10.338
18	44.698	1:11.081
17	1 Lap	1:19.040
57	44.927	1:11.196
98	1 Lap	1:19.769
44	47.722	1:08.092
66	50.328	1:11.137
93	55.712	1:13.788
107	56.609	1:11.764
50	57.078	1:12.352
49	57.789	1:10.737
143	1:01.477	1:12.096
74	1:02.256	1:11.067

LAP 9 @ 14:55:58.625

NO	BEHIND	LAP TIME
4		1:05.463
12	1 Lap	1:13.591
87	5.522	1:06.062
42	1 Lap	1:17.592
139	1 Lap	1:14.316
643	1 Lap	1:13.784
26	1 Lap	1:13.529
3	13.809	1:06.633
59	1 Lap	1:14.501
69	1 Lap	1:14.642
8	14.302	1:06.905
68	14.919	1:06.502
89	19.266	1:06.607
90	1 Lap	1:16.891
15	29.885	1:08.475
114	1 Lap	1:16.785
S1	38.224	1:09.753
76	1 Lap	1:17.744
103	47.656	1:10.348
99	1 Lap	1:18.449
35	49.622	1:10.676
18	50.371	1:11.136
57	50.564	1:11.100
44	50.957	1:08.698
77	1 Lap	1:20.640
97	1 Lap	1:19.283
66	57.135	1:12.270
45	1 Lap	1:19.544
62	1 Lap	1:23.001
98	1 Lap	1:20.401
17	1 Lap	1:20.789
107	1:03.213	1:12.067
49	1:03.301	1:10.975
50	1:03.925	1:12.310

LAP 10 @ 14:57:05.416

NO	BEHIND	LAP TIME
4		1:06.791
93	1 Lap	1:17.335
74	1 Lap	1:11.923
143	1 Lap	1:13.145
87	5.102	1:06.371
12	1 Lap	1:13.790
55	1 Lap	1:44.789 **P**
3	14.438	1:07.420
139	1 Lap	1:14.446
8	14.820	1:07.309
68	15.799	1:07.671
643	1 Lap	1:14.107
26	1 Lap	1:14.317
89	19.518	1:07.043
42	1 Lap	1:20.594
59	1 Lap	1:15.194
69	1 Lap	1:15.259
90	1 Lap	1:17.167
15	31.234	1:08.140
S1	40.395	1:08.962
114	1 Lap	1:17.170
76	1 Lap	1:18.002
103	50.988	1:10.123
35	51.641	1:08.810
44	52.364	1:08.198
57	55.140	1:11.367
18	56.269	1:12.689
99	1 Lap	1:18.379
66	1:02.659	1:12.315

LAP 11 @ 14:58:12.658

NO	BEHIND	LAP TIME
4		1:07.242
49	1 Lap	1:12.019
107	1 Lap	1:12.398
97	2 Laps	1:19.802
50	1 Lap	1:12.433
45	2 Laps	1:20.446
77	2 Laps	1:22.314
87	5.413	1:07.553
98	2 Laps	1:20.261
74	1 Lap	1:11.906
17	2 Laps	1:20.916
143	1 Lap	1:12.569
62	2 Laps	1:24.129
93	1 Lap	1:18.257
3	13.783	1:06.587
8	14.399	1:06.821
68	15.010	1:06.453
12	1 Lap	1:13.948
89	19.585	1:07.309
643	1 Lap	1:14.223
139	1 Lap	1:16.558
26	1 Lap	1:13.266
59	1 Lap	1:15.070
69	1 Lap	1:15.339
15	32.170	1:08.178
90	1 Lap	1:16.405
42	1 Lap	1:28.434
S1	42.321	1:09.168
35	53.595	1:09.196
103	53.629	1:09.883
44	55.456	1:10.334
114	1 Lap	1:20.898
57	58.923	1:11.025
18	59.501	1:10.474
76	1 Lap	1:17.532
66	1:07.833	1:12.416
99	1 Lap	1:18.258

Weather / Track : Sunny / Dry

Donington Park National: 1.9790 miles
Date: 02/06/2024 Start: 14:46 Finish: 14:58

BMCRC - MRO Championships 2024 - Rnd 4 @ Donington National

British Superkarts

RACE 14 - POSITION CHART

No	Name	Lap / Pos	1	2	3	4	5	6	7	8	9	10	11
2	MORLEY	1	4	4	4	4	4	4	4	4	4	4	4
4	HARPHAM	2	3	2	2	87	87	87	87	87	87	87	87
87	TRITTON	3	2	3	3	2	3	3	3	3	3	3	3
24	RUSHFORTH	4	8	8	87	3	8	24	8	8	8	8	8
21	NES	5	87	87	8	24	24	8	24	68	68	68	68
31	MOSS	6	24	24	24	8	68	68	68	*24*	89	89	89
3	HULME	7	21	21	68	68	89	89	89	89	15	15	15
8	GULLIFORD	8	68	68	29	89	*2*	15	15	15	S1	S1	S1
89	KINSEY	9	31	29	89	15	15	S1	S1	S1	103	103	35
55	WITHEROW	10	29	89	21	S1	S1	55	55	55	35	35	103
68	EDWARDS	11	S1	S1	15	18	18	103	103	103	18	44	44
29	HATFIELD	12	18	15	S1	103	55	18	18	35	57	57	57
15	CLEMSON	13	89	18	18	57	103	57	57	18	44	18	18
S1	PLATT	14	15	57	57	55	57	35	35	57	66	66	66
18	WAITE	15	57	103	103	35	35	66	66	44	107	49	
57	PASK	16	103	66	55	66	66	93	44	66	49	107	
66	FAULKNER	17	9	74	66	74	93	44	93	93	50	50	
93	WEST	18	66	35	35	93	144	144	50	107	93	74	
91	BENTON	19	74	93	74	144	44	50	107	50	74	143	
107	POWELL	20	35	55	93	50	50	107	49	49	143	93	
50	BUSBY	21	93	50	50	107	107	49	143	143	12	12	
49	PARR	22	107	107	144	44	49	143	74	74	*55*	643	
74	LAWRENCE	23	50	*31*	107	49	143	42	42	12	139	139	
143	READER	24	143	144	12	*21*	42	74	12	42	643	26	
12	RIDLEY	25	12	143	143	143	12	12	139	139	26	59	
90	AUSTIN	26	55	12	49	12	74	139	643	643	42	69	
26	MCCLINTOCK	27	144	49	44	42	139	643	26	26	59	90	
115	RADFORD	28	49	90	139	139	643	26	59	59	69	42	
643	HOLMES	29	90	139	643	643	26	59	69	69	90	114	
9	GERARD	30	26	643	90	26	59	69	90	90	114	76	
139	RANDALL	31	139	44	26	90	69	90	*144*	114	76	99	
69	KYRITSIS	32	69	26	69	59	90	114	114	76	99		
59	FLINT	33	643	69	42	69	114	76	76	99	97		
35	HEMPSHALL	34	115	59	59	114	76	99	99	77	45		
103	CATTERMOLE	35	59	114	114	34	99	77	77	97	77		
114	HOPKIN	36	114	76	34	76	77	97	97	45	98		
76	DUDLEY	37	44	34	76	77	62	62	62	62	17		
62	POWELL	38	76	42	77	99	97	45	45	98	62		
99	BAKER	39	77	115	99	62	45	98	17	17			
17	POTKINS	40	99	77	62	45	98	17	98				
77	DUDLEY	41	62	99	45	97	17						
98	BAKER	42	34	62	97	98							
75	DUDLEY	43	75	45	98	17							
45	FLEWITT	44	45	98	17	81							
81	CHALLINOR	45	98	97	81								

Weather / Track : Sunny / Dry

Donington Park National: 1.9790 miles
Date: 02/06/2024 Start: 14:46 Finish: 14:58

BMCRC - MRO Championships 2024 - Rnd 4 @ Donington National

British Superkarts

RACE 14 - POSITION CHART

No	Name	Lap Pos	1	2	3	4	5	6	7	8	9	10	11
42	RILEY	46	**17**	**17**									
44	WALL	47	**97**	*75*									
144	BLISS	48	**81**	**81**									
97	VINCENT	49	**42**	*9*									
34	JERRED	50											

Weather / Track : Sunny / Dry

Donington Park National: 1.9790 miles
Date: 02/06/2024 Start: 14:46 Finish: 14:58

BMCRC - MRO Championships 2024 - Rnd 4 @ Donington National

British Superkarts

RACE 14 - SECTOR ANALYSIS

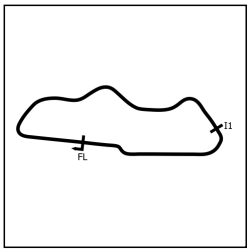

SECTOR 1 = FL to I1, SECTOR 2 = I1 to FL, DIFF = Difference To Personal Best Lap, P = Crossed Finish Line in Pit Lane, D = Time Disallowed

P1 4 Div1 Lee HARPHAM MS Kart/Harvey VM

IDEAL LAP TIME : 1:04.875 BEST LAP TIME : 1:04.959 DIFFERENCE : 0.084

LAP	SECTOR 1	SECTOR 2	LAP TIME	MPH	DIFF	TIME OF DAY
1 -		23.882	1:10.296	101.35	5.337	14:47:15.966
2 -	42.168	23.286	1:05.454	108.84	0.495	14:48:21.420
3 -	41.743	23.216	***1:04.959*** **(1)**	***109.67***		***14:49:26.379***
4 -	***41.742***	23.289	1:05.031 **(2)**	109.55	0.072	14:50:31.410
5 -	41.999	23.290	1:05.289	109.12	0.330	14:51:36.699
6 -	41.908	***23.133***	1:05.041 **(3)**	109.54	0.082	14:52:41.740
7 -	42.015	23.444	1:05.459	108.84	0.500	14:53:47.199
8 -	42.562	23.401	1:05.963	108.00	1.004	14:54:53.162
9 -	42.019	23.444	1:05.463	108.83	0.504	14:55:58.625
10 -	42.502	24.289	1:06.791	106.67	1.832	14:57:05.416
11 -	43.209	24.033	1:07.242	105.95	2.283	14:58:12.658

P2 87 Div1 Jack TRITTON MS Kart/Harvey VM

IDEAL LAP TIME : 1:05.035 BEST LAP TIME : 1:05.186 DIFFERENCE : 0.151

LAP	SECTOR 1	SECTOR 2	LAP TIME	MPH	DIFF	TIME OF DAY
1 -		23.564	1:10.993	100.35	5.807	14:47:16.663
2 -	43.209	23.800	1:07.009	106.32	1.823	14:48:23.672
3 -	42.566	23.280	1:05.846	108.20	0.660	14:49:29.518
4 -	42.226	23.469	1:05.695 **(3)**	108.45	0.509	14:50:35.213
5 -	42.102	23.084	***1:05.186*** **(1)**	***109.29***		***14:51:40.399***
6 -	43.333	***23.066***	1:06.399	107.30	1.213	14:52:46.798
7 -	***41.969***	23.307	1:05.276 **(2)**	109.14	0.090	14:53:52.074
8 -	42.269	23.742	1:06.011	107.93	0.825	14:54:58.085
9 -	42.570	23.492	1:06.062	107.84	0.876	14:56:04.147
10 -	42.703	23.668	1:06.371	107.34	1.185	14:57:10.518
11 -	42.898	24.655	1:07.553	105.46	2.367	14:58:18.071

P3 3 Div1 Carl HULME Anderson/VM

IDEAL LAP TIME : 1:05.992 BEST LAP TIME : 1:05.992 DIFFERENCE : 0.000

LAP	SECTOR 1	SECTOR 2	LAP TIME	MPH	DIFF	TIME OF DAY
1 -		24.139	1:10.298	101.34	4.306	14:47:15.968
2 -	43.760	23.735	1:07.495	105.55	1.503	14:48:23.463
3 -	***42.359***	***23.633***	***1:05.992*** **(1)**	***107.96***		***14:49:29.455***
4 -	42.927	23.771	1:06.698	106.81	0.706	14:50:36.153
5 -	42.583	23.795	1:06.378 **(2)**	107.33	0.386	14:51:42.531
6 -	44.544	24.041	1:08.585	103.88	2.593	14:52:51.116
7 -	42.881	24.358	1:07.239	105.95	1.247	14:53:58.355
8 -	43.552	23.894	1:07.446	105.63	1.454	14:55:05.801
9 -	42.745	23.888	1:06.633	106.92	0.641	14:56:12.434
10 -	43.260	24.160	1:07.420	105.67	1.428	14:57:19.854
11 -	42.888	23.699	1:06.587 **(3)**	106.99	0.595	14:58:26.441

P4 8 Div1 Andy GULLIFORD Anderson/VM

IDEAL LAP TIME : 1:06.030 BEST LAP TIME : 1:06.302 DIFFERENCE : 0.272

LAP	SECTOR 1	SECTOR 2	LAP TIME	MPH	DIFF	TIME OF DAY
1 -		23.814	1:10.956	100.40	4.654	14:47:16.626
2 -	42.822	24.164	1:06.986	106.36	0.684	14:48:23.612
3 -	42.488	23.835	1:06.323 **(2)**	107.42	0.021	14:49:29.935
4 -	42.666	23.972	1:06.638 **(3)**	106.91	0.336	14:50:36.573
5 -	42.815	23.915	1:06.730	106.76	0.428	14:51:43.303
6 -	44.441	24.763	1:09.204	102.95	2.902	14:52:52.507
7 -	43.547	***23.666***	1:07.213	106.00	0.911	14:53:59.720
8 -	***42.364***	23.938	***1:06.302*** **(1)**	***107.45***		***14:55:06.022***
9 -	43.233	23.672	1:06.905	106.48	0.603	14:56:12.927
10 -	43.001	24.308	1:07.309	105.84	1.007	14:57:20.236
11 -	43.087	23.734	1:06.821	106.62	0.519	14:58:27.057

Weather / Track : Sunny / Dry

Donington Park National: 1.9790 miles
Date: 02/06/2024 Start: 14:46 Finish: 14:58

BMCRC - MRO Championships 2024 - Rnd 4 @ Donington National

British Superkarts

RACE 14 - SECTOR ANALYSIS

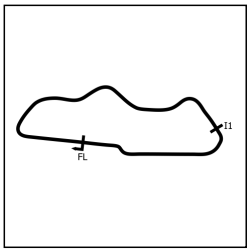

SECTOR 1 = FL to I1, SECTOR 2 = I1 to FL, DIFF = Difference To Personal Best Lap, P = Crossed Finish Line in Pit Lane, D = Time Disallowed

P5 68 Div1 Mark EDWARDS — MS Kart/Harvey VM

IDEAL LAP TIME : 1:06.097 BEST LAP TIME : 1:06.453 DIFFERENCE : 0.356

LAP	SECTOR 1	SECTOR 2	LAP TIME		MPH	DIFF	TIME OF DAY
1 -		24.337	1:12.664		98.04	6.211	14:47:18.334
2 -	43.474	23.845	1:07.319		105.83	0.866	14:48:25.653
3 -	42.901	23.828	1:06.729		106.76	0.276	14:49:32.382
4 -	42.767	24.098	1:06.865		106.55	0.412	14:50:39.247
5 -	***42.541***	24.041	1:06.582	**(3)**	107.00	0.129	14:51:45.829
6 -	43.228	23.803	1:07.031		106.28	0.578	14:52:52.860
7 -	43.878	23.695	1:07.573		105.43	1.120	14:54:00.433
8 -	43.053	***23.556***	1:06.609		106.96	0.156	14:55:07.042
9 -	42.768	23.734	1:06.502	**(2)**	107.13	0.049	14:56:13.544
10 -	43.338	24.333	1:07.671		105.28	1.218	14:57:21.215
11 -	42.792	23.661	***1:06.453***	**(1)**	***107.21***		***14:58:27.668***

P6 89 Div1 Carl KINSEY — Anderson/VM

IDEAL LAP TIME : 1:05.990 BEST LAP TIME : 1:06.146 DIFFERENCE : 0.156

LAP	SECTOR 1	SECTOR 2	LAP TIME		MPH	DIFF	TIME OF DAY
1 -		25.705	1:15.790		94.00	9.644	14:47:21.460
2 -	43.256	24.568	1:07.824		105.04	1.678	14:48:29.284
3 -	42.359	***23.924***	1:06.283	**(3)**	107.48	0.137	14:49:35.567
4 -	42.078	24.068	***1:06.146***	**(1)**	***107.71***		***14:50:41.713***
5 -	***42.066***	24.143	1:06.209	**(2)**	107.60	0.063	14:51:47.922
6 -	42.175	25.845	1:08.020		104.74	1.874	14:52:55.942
7 -	43.484	24.143	1:07.627		105.35	1.481	14:54:03.569
8 -	43.181	24.534	1:07.715		105.21	1.569	14:55:11.284
9 -	42.410	24.197	1:06.607		106.96	0.461	14:56:17.891
10 -	42.655	24.388	1:07.043		106.26	0.897	14:57:24.934
11 -	43.060	24.249	1:07.309		105.84	1.163	14:58:32.243

P7 15 Div1 Luke CLEMSON — Anderson/Redspeed VM

IDEAL LAP TIME : 1:07.308 BEST LAP TIME : 1:07.308 DIFFERENCE : 0.000

LAP	SECTOR 1	SECTOR 2	LAP TIME		MPH	DIFF	TIME OF DAY
1 -		25.729	1:16.004		93.73	8.696	14:47:21.674
2 -	44.480	24.247	1:08.727		103.66	1.419	14:48:30.401
3 -	44.217	24.314	1:08.531		103.96	1.223	14:49:38.932
4 -	43.839	24.435	1:08.274		104.35	0.966	14:50:47.206
5 -	43.835	24.255	1:08.090	**(3)**	104.63	0.782	14:51:55.296
6 -	***43.375***	***23.933***	***1:07.308***	**(1)**	***105.85***		***14:53:02.604***
7 -	44.597	25.079	1:09.676		102.25	2.368	14:54:12.280
8 -	43.657	24.098	1:07.755	**(2)**	105.15	0.447	14:55:20.035
9 -	44.333	24.142	1:08.475		104.04	1.167	14:56:28.510
10 -	43.933	24.207	1:08.140		104.55	0.832	14:57:36.650
11 -	44.054	24.124	1:08.178		104.50	0.870	14:58:44.828

P8 S1 F250 N Paul PLATT — PVP/Gas Gas

IDEAL LAP TIME : 1:08.422 BEST LAP TIME : 1:08.792 DIFFERENCE : 0.370

LAP	SECTOR 1	SECTOR 2	LAP TIME		MPH	DIFF	TIME OF DAY
1 -		25.174	1:14.500		95.63	5.708	14:47:20.170
2 -	44.896	24.768	1:09.664		102.27	0.872	14:48:29.834
3 -	44.512	25.039	1:09.551		102.43	0.759	14:49:39.385
4 -	44.401	24.901	1:09.302		102.80	0.510	14:50:48.687
5 -	***44.038***	24.754	***1:08.792***	**(1)**	***103.56***		***14:51:57.479***
6 -	44.531	24.652	1:09.183		102.98	0.391	14:53:06.662
7 -	44.812	25.511	1:10.323		101.31	1.531	14:54:16.985
8 -	45.379	24.732	1:10.111		101.61	1.319	14:55:27.096
9 -	44.499	25.254	1:09.753		102.14	0.961	14:56:36.849
10 -	44.578	***24.384***	1:08.962	**(2)**	103.31	0.170	14:57:45.811
11 -	44.499	24.669	1:09.168	**(3)**	103.00	0.376	14:58:54.979

Weather / Track : Sunny / Dry

Donington Park National: 1.9790 miles
Date: 02/06/2024 Start: 14:46 Finish: 14:58

BMCRC - MRO Championships 2024 - Rnd 4 @ Donington National

British Superkarts

RACE 14 - SECTOR ANALYSIS

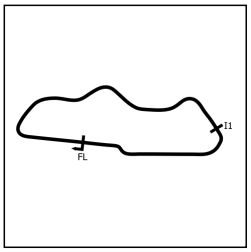

SECTOR 1 = FL to I1, SECTOR 2 = I1 to FL, DIFF = Difference To Personal Best Lap, P = Crossed Finish Line in Pit Lane, D = Time Disallowed

P9 35 F250 N Sam HEMPSHALL Anderson/DEA

IDEAL LAP TIME : 1:08.774 BEST LAP TIME : 1:08.810 DIFFERENCE : 0.036

LAP	SECTOR 1	SECTOR 2	LAP TIME	MPH	DIFF	TIME OF DAY
1 -		26.029	1:19.289	89.85	10.479	14:47:24.959
2 -	46.204	26.101	1:12.305	98.53	3.495	14:48:37.264
3 -	46.373	25.006	1:11.379	99.81	2.569	14:49:48.643
4 -	44.881	25.211	1:10.092	101.64	1.282	14:50:58.735
5 -	44.879	24.867	1:09.746	102.15	0.936	14:52:08.481
6 -	44.968	***24.559***	1:09.527	102.47	0.717	14:53:18.008
7 -	44.402	24.823	1:09.225 **(3)**	102.92	0.415	14:54:27.233
8 -	45.029	25.309	1:10.338	101.29	1.528	14:55:37.571
9 -	45.108	25.568	1:10.676	100.80	1.866	14:56:48.247
10 -	***44.215***	24.595	***1:08.810*** **(1)**	***103.54***		***14:57:57.057***
11 -	44.384	24.812	1:09.196 **(2)**	102.96	0.386	14:59:06.253

P10 103 F250 N Kirk CATTERMOLE Raider/CAT TM

IDEAL LAP TIME : 1:09.690 BEST LAP TIME : 1:09.836 DIFFERENCE : 0.146

LAP	SECTOR 1	SECTOR 2	LAP TIME	MPH	DIFF	TIME OF DAY
1 -		25.857	1:17.048	92.46	7.212	14:47:22.718
2 -	45.285	25.901	1:11.186	100.08	1.350	14:48:33.904
3 -	45.096	25.554	1:10.650	100.84	0.814	14:49:44.554
4 -	44.903	***24.933***	***1:09.836*** **(1)**	***102.01***		***14:50:54.390***
5 -	44.816	25.444	1:10.260	101.40	0.424	14:52:04.650
6 -	45.189	25.239	1:10.428	101.16	0.592	14:53:15.078
7 -	45.425	25.327	1:10.752	100.69	0.916	14:54:25.830
8 -	***44.757***	25.346	1:10.103 **(3)**	101.63	0.267	14:55:35.933
9 -	45.187	25.161	1:10.348	101.27	0.512	14:56:46.281
10 -	45.001	25.122	1:10.123	101.60	0.287	14:57:56.404
11 -	44.759	25.124	1:09.883 **(2)**	101.95	0.047	14:59:06.287

P11 44 Div1 Louis WALL PVP/PVP

IDEAL LAP TIME : 1:07.713 BEST LAP TIME : 1:08.092 DIFFERENCE : 0.379

LAP	SECTOR 1	SECTOR 2	LAP TIME	MPH	DIFF	TIME OF DAY
1 -		30.360	1:26.388	82.47	18.296	14:47:32.058
2 -	46.911	25.176	1:12.087	98.83	3.995	14:48:44.145
3 -	44.695	24.783	1:09.478	102.54	1.386	14:49:53.623
4 -	***43.511***	27.115	1:10.626	100.87	2.534	14:51:04.249
5 -	44.841	24.766	1:09.607	102.35	1.515	14:52:13.856
6 -	43.738	25.104	1:08.842	103.49	0.750	14:53:22.698
7 -	44.664	25.430	1:10.094	101.64	2.002	14:54:32.792
8 -	43.841	24.251	***1:08.092*** **(1)**	***104.63***		***14:55:40.884***
9 -	44.496	***24.202***	1:08.698 **(3)**	103.70	0.606	14:56:49.582
10 -	43.947	24.251	1:08.198 **(2)**	104.46	0.106	14:57:57.780
11 -	45.770	24.564	1:10.334	101.29	2.242	14:59:08.114

P12 57 Div1 Mark PASK MS Kart/VM

IDEAL LAP TIME : 1:10.174 BEST LAP TIME : 1:10.340 DIFFERENCE : 0.166

LAP	SECTOR 1	SECTOR 2	LAP TIME	MPH	DIFF	TIME OF DAY
1 -		25.977	1:16.792	92.77	6.452	14:47:22.462
2 -	45.387	25.653	1:11.040	100.29	0.700	14:48:33.502
3 -	45.168	25.489	1:10.657 **(3)**	100.83	0.317	14:49:44.159
4 -	45.692	25.497	1:11.189	100.08	0.849	14:50:55.348
5 -	45.350	25.037	1:10.387 **(2)**	101.22	0.047	14:52:05.735
6 -	***45.152***	25.188	***1:10.340*** **(1)**	***101.28***		***14:53:16.075***
7 -	45.546	25.272	1:10.818	100.60	0.478	14:54:26.893
8 -	45.717	25.479	1:11.196	100.07	0.856	14:55:38.089
9 -	46.078	***25.022***	1:11.100	100.20	0.760	14:56:49.189
10 -	45.311	26.056	1:11.367	99.83	1.027	14:58:00.556
11 -	45.844	25.181	1:11.025	100.31	0.685	14:59:11.581

Weather / Track : Sunny / Dry

Donington Park National: 1.9790 miles
Date: 02/06/2024 Start: 14:46 Finish: 14:58

BMCRC - MRO Championships 2024 - Rnd 4 @ Donington National

British Superkarts

RACE 14 - SECTOR ANALYSIS

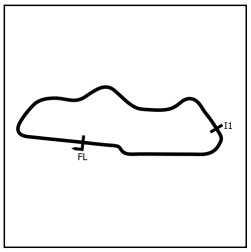

SECTOR 1 = FL to I1, SECTOR 2 = I1 to FL, DIFF = Difference To Personal Best Lap, P = Crossed Finish Line in Pit Lane, D = Time Disallowed

P13 18 Div1 Andy WAITE — PVP/VM

IDEAL LAP TIME : 1:09.920 BEST LAP TIME : 1:10.212 DIFFERENCE : 0.292

LAP	SECTOR 1	SECTOR 2	LAP TIME	MPH	DIFF	TIME OF DAY
1 -		25.573	1:15.499	94.36	5.287	14:47:21.169
2 -	45.927	25.119	1:11.046	100.28	0.834	14:48:32.215
3 -	45.099	25.280	1:10.379 **(2)**	101.23	0.167	14:49:42.594
4 -	***45.059***	25.153	***1:10.212*** **(1)**	***101.47***		***14:50:52.806***
5 -	45.709	25.407	1:11.116	100.18	0.904	14:52:03.922
6 -	45.699	26.051	1:11.750	99.29	1.538	14:53:15.672
7 -	45.634	25.473	1:11.107	100.19	0.895	14:54:26.779
8 -	46.220	***24.861***	1:11.081	100.23	0.869	14:55:37.860
9 -	45.868	25.268	1:11.136	100.15	0.924	14:56:48.996
10 -	45.523	27.166	1:12.689	98.01	2.477	14:58:01.685
11 -	45.229	25.245	1:10.474 **(3)**	101.09	0.262	14:59:12.159

P14 66 Div1 John FAULKNER — Anderson/FPE

IDEAL LAP TIME : 1:10.482 BEST LAP TIME : 1:10.679 DIFFERENCE : 0.197

LAP	SECTOR 1	SECTOR 2	LAP TIME	MPH	DIFF	TIME OF DAY
1 -		26.434	1:18.621	90.61	7.942	14:47:24.291
2 -	46.315	26.249	1:12.564	98.18	1.885	14:48:36.855
3 -	45.717	25.757	1:11.474	99.68	0.795	14:49:48.329
4 -	46.099	25.279	1:11.378	99.81	0.699	14:50:59.707
5 -	45.743	25.342	1:11.085 **(3)**	100.22	0.406	14:52:10.792
6 -	***45.306***	25.373	***1:10.679*** **(1)**	***100.80***		***14:53:21.471***
7 -	45.656	25.226	1:10.882 **(2)**	100.51	0.203	14:54:32.353
8 -	45.961	***25.176***	1:11.137	100.15	0.458	14:55:43.490
9 -	45.737	26.533	1:12.270	98.58	1.591	14:56:55.760
10 -	46.728	25.587	1:12.315	98.52	1.636	14:58:08.075
11 -	46.088	26.328	1:12.416	98.38	1.737	14:59:20.491

P15 49 F250 N Michael PARR — Anderson/Vipert SK250

IDEAL LAP TIME : 1:10.652 BEST LAP TIME : 1:10.737 DIFFERENCE : 0.085

LAP	SECTOR 1	SECTOR 2	LAP TIME	MPH	DIFF	TIME OF DAY
1 -		27.690	1:22.469	86.39	11.732	14:47:28.139
2 -	47.206	25.459	1:12.665	98.04	1.928	14:48:40.804
3 -	46.553	26.009	1:12.562	98.18	1.825	14:49:53.366
4 -	47.090	25.539	1:12.629	98.09	1.892	14:51:05.995
5 -	45.783	25.700	1:11.483	99.66	0.746	14:52:17.478
6 -	45.959	25.547	1:11.506	99.63	0.769	14:53:28.984
7 -	45.927	25.303	1:11.230 **(3)**	100.02	0.493	14:54:40.214
8 -	***45.653***	25.084	***1:10.737*** **(1)**	***100.72***		***14:55:50.951***
9 -	45.976	***24.999***	1:10.975 **(2)**	100.38	0.238	14:57:01.926
10 -	46.396	25.623	1:12.019	98.92	1.282	14:58:13.945

P16 107 F250 N Aaron POWELL — Anderson/Honda

IDEAL LAP TIME : 1:11.238 BEST LAP TIME : 1:11.328 DIFFERENCE : 0.090

LAP	SECTOR 1	SECTOR 2	LAP TIME	MPH	DIFF	TIME OF DAY
1 -		27.203	1:20.897	88.07	9.569	14:47:26.567
2 -	46.405	26.330	1:12.735	97.95	1.407	14:48:39.302
3 -	45.594	26.008	1:11.602 **(3)**	99.50	0.274	14:49:50.904
4 -	45.688	26.709	1:12.397	98.41	1.069	14:51:03.301
5 -	45.959	26.047	1:12.006	98.94	0.678	14:52:15.307
6 -	***45.573***	25.755	***1:11.328*** **(1)**	***99.88***		***14:53:26.635***
7 -	45.695	25.677	1:11.372 **(2)**	99.82	0.044	14:54:38.007
8 -	46.099	***25.665***	1:11.764	99.27	0.436	14:55:49.771
9 -	46.374	25.693	1:12.067	98.86	0.739	14:57:01.838
10 -	46.711	25.687	1:12.398	98.40	1.070	14:58:14.236

BMCRC - MRO Championships 2024 - Rnd 4 @ Donington National

British Superkarts

RACE 14 - SECTOR ANALYSIS

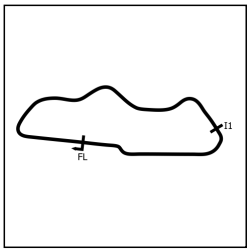

SECTOR 1 = FL to I1, SECTOR 2 = I1 to FL, DIFF = Difference To Personal Best Lap, P = Crossed Finish Line in Pit Lane, D = Time Disallowed

P17 50 F250 N John BUSBY Anderson/DEA

IDEAL LAP TIME : 1:11.075 BEST LAP TIME : 1:11.424 DIFFERENCE : 0.349

LAP	SECTOR 1	SECTOR 2	LAP TIME	MPH	DIFF	TIME OF DAY
1 -		27.422	1:21.209	87.73	9.785	14:47:26.879
2 -	46.268	25.760	1:12.028	98.91	0.604	14:48:38.907
3 -	***45.426***	25.998	***1:11.424*** **(1)**	***99.75***		***14:49:50.331***
4 -	45.923	26.176	1:12.099	98.81	0.675	14:51:02.430
5 -	45.819	***25.649***	1:11.468 **(3)**	99.68	0.044	14:52:13.898
6 -	45.618	25.847	1:11.465 **(2)**	99.69	0.041	14:53:25.363
7 -	46.311	26.214	1:12.525	98.23	1.101	14:54:37.888
8 -	46.688	25.664	1:12.352	98.47	0.928	14:55:50.240
9 -	46.357	25.953	1:12.310	98.52	0.886	14:57:02.550
10 -	46.272	26.161	1:12.433	98.36	1.009	14:58:14.983

P18 74 Div1 Will LAWRENCE Anderson/FPE

IDEAL LAP TIME : 1:10.929 BEST LAP TIME : 1:11.067 DIFFERENCE : 0.138

LAP	SECTOR 1	SECTOR 2	LAP TIME	MPH	DIFF	TIME OF DAY
1 -		26.708	1:19.111	90.05	8.044	14:47:24.781
2 -	46.340	26.034	1:12.374	98.44	1.307	14:48:37.155
3 -	46.234	25.319	1:11.553 **(2)**	99.57	0.486	14:49:48.708
4 -	46.175	25.501	1:11.676	99.40	0.609	14:51:00.384
5 -	55.500	***25.258***	1:20.758	88.22	9.691	14:52:21.142
6 -	45.770	25.859	1:11.629	99.46	0.562	14:53:32.771
7 -	45.928	25.652	1:11.580 **(3)**	99.53	0.513	14:54:44.351
8 -	***45.671***	25.396	***1:11.067*** **(1)**	***100.25***		***14:55:55.418***
9 -	46.205	25.718	1:11.923	99.05	0.856	14:57:07.341
10 -	46.041	25.865	1:11.906	99.08	0.839	14:58:19.247

P19 143 F250 N John READER Anderson/Honda

IDEAL LAP TIME : 1:11.903 BEST LAP TIME : 1:11.904 DIFFERENCE : 0.001

LAP	SECTOR 1	SECTOR 2	LAP TIME	MPH	DIFF	TIME OF DAY
1 -		27.408	1:21.540	87.37	9.636	14:47:27.210
2 -	47.071	25.838	1:12.909	97.71	1.005	14:48:40.119
3 -	46.999	26.216	1:13.215	97.31	1.311	14:49:53.334
4 -	46.804	26.214	1:13.018	97.57	1.114	14:51:06.352
5 -	46.244	***25.660***	***1:11.904*** **(1)**	***99.08***		***14:52:18.256***
6 -	46.270	25.795	1:12.065 **(2)**	98.86	0.161	14:53:30.321
7 -	46.334	25.888	1:12.222	98.64	0.318	14:54:42.543
8 -	***46.243***	25.853	1:12.096 **(3)**	98.82	0.192	14:55:54.639
9 -	46.730	26.415	1:13.145	97.40	1.241	14:57:07.784
10 -	46.515	26.054	1:12.569	98.17	0.665	14:58:20.353

P20 93 Div1 Johnny WEST Anderson/VM

IDEAL LAP TIME : 1:10.563 BEST LAP TIME : 1:10.590 DIFFERENCE : 0.027

LAP	SECTOR 1	SECTOR 2	LAP TIME	MPH	DIFF	TIME OF DAY
1 -		27.399	1:20.396	88.61	9.806	14:47:26.066
2 -	45.632	25.726	1:11.358	99.84	0.768	14:48:37.424
3 -	46.665	25.520	1:12.185	98.69	1.595	14:49:49.609
4 -	45.818	***25.340***	1:11.158 **(2)**	100.12	0.568	14:51:00.767
5 -	45.500	25.725	1:11.225 **(3)**	100.03	0.635	14:52:11.992
6 -	***45.223***	25.367	***1:10.590*** **(1)**	***100.92***		***14:53:22.582***
7 -	46.538	25.966	1:12.504	98.26	1.914	14:54:35.086
8 -	46.900	26.888	1:13.788	96.55	3.198	14:55:48.874
9 -	49.856	27.479	1:17.335	92.12	6.745	14:57:06.209
10 -	51.276	26.981	1:18.257	91.04	7.667	14:58:24.466

BMCRC - MRO Championships 2024 - Rnd 4 @ Donington National

British Superkarts

RACE 14 - SECTOR ANALYSIS

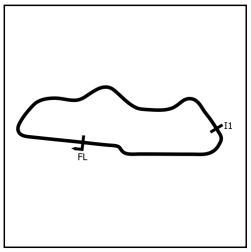

SECTOR 1 = FL to I1, SECTOR 2 = I1 to FL, DIFF = Difference To Personal Best Lap, P = Crossed Finish Line in Pit Lane, D = Time Disallowed

P21 12 F450 N Kevin RIDLEY — Silverstone/Yamaha

IDEAL LAP TIME : 1:12.097 BEST LAP TIME : 1:12.437 DIFFERENCE : 0.340

LAP	SECTOR 1	SECTOR 2	LAP TIME	MPH	DIFF	TIME OF DAY
1 -		27.625	1:21.837	87.05	9.400	14:47:27.507
2 -	47.362	***25.854***	1:13.216 **(3)**	97.30	0.779	14:48:40.723
3 -	***46.243***	26.194	***1:12.437*** **(1)**	***98.35***		***14:49:53.160***
4 -	48.165	26.136	1:14.301	95.88	1.864	14:51:07.461
5 -	46.709	26.235	1:12.944 **(2)**	97.67	0.507	14:52:20.405
6 -	47.229	26.836	1:14.065	96.19	1.628	14:53:34.470
7 -	47.725	26.884	1:14.609	95.49	2.172	14:54:49.079
8 -	47.297	26.294	1:13.591	96.81	1.154	14:56:02.670
9 -	47.264	26.526	1:13.790	96.55	1.353	14:57:16.460
10 -	47.125	26.823	1:13.948	96.34	1.511	14:58:30.408

P22 643 F125 O Ollie HOLMES — Anderson AK/TM R1

IDEAL LAP TIME : 1:13.179 BEST LAP TIME : 1:13.598 DIFFERENCE : 0.419

LAP	SECTOR 1	SECTOR 2	LAP TIME	MPH	DIFF	TIME OF DAY
1 -		28.978	1:24.266	84.54	10.668	14:47:29.936
2 -	47.398	***26.200***	***1:13.598*** **(1)**	***96.80***		***14:48:43.534***
3 -	48.303	26.396	1:14.699	95.37	1.101	14:49:58.233
4 -	***46.979***	26.665	1:13.644 **(3)**	96.74	0.046	14:51:11.877
5 -	47.002	26.607	1:13.609 **(2)**	96.79	0.011	14:52:25.486
6 -	47.357	26.752	1:14.109	96.13	0.511	14:53:39.595
7 -	47.380	26.772	1:14.152	96.08	0.554	14:54:53.747
8 -	47.404	26.380	1:13.784	96.56	0.186	14:56:07.531
9 -	47.469	26.638	1:14.107	96.13	0.509	14:57:21.638
10 -	47.339	26.884	1:14.223	95.98	0.625	14:58:35.861

P23 139 F250 N Rob RANDALL — Jade/Honda

IDEAL LAP TIME : 1:13.072 BEST LAP TIME : 1:13.157 DIFFERENCE : 0.085

LAP	SECTOR 1	SECTOR 2	LAP TIME	MPH	DIFF	TIME OF DAY
1 -		27.635	1:23.528	85.29	10.371	14:47:29.198
2 -	47.660	26.321	1:13.981	96.30	0.824	14:48:43.179
3 -	47.419	26.577	1:13.996	96.28	0.839	14:49:57.175
4 -	47.486	***26.238***	1:13.724 **(3)**	96.63	0.567	14:51:10.899
5 -	***46.834***	26.323	***1:13.157*** **(1)**	***97.38***		***14:52:24.056***
6 -	47.085	26.695	1:13.780	96.56	0.623	14:53:37.836
7 -	47.149	26.398	1:13.547 **(2)**	96.87	0.390	14:54:51.383
8 -	47.813	26.503	1:14.316	95.86	1.159	14:56:05.699
9 -	47.980	26.466	1:14.446	95.70	1.289	14:57:20.145
10 -	48.604	27.954	1:16.558	93.06	3.401	14:58:36.703

P24 26 F450 N Ronan MCCLINTOCK — Anderson/KTM

IDEAL LAP TIME : 1:13.266 BEST LAP TIME : 1:13.266 DIFFERENCE : 0.000

LAP	SECTOR 1	SECTOR 2	LAP TIME	MPH	DIFF	TIME OF DAY
1 -		27.636	1:23.125	85.70	9.859	14:47:28.795
2 -	48.765	26.610	1:15.375	94.52	2.109	14:48:44.170
3 -	48.183	26.607	1:14.790	95.26	1.524	14:49:58.960
4 -	48.070	26.646	1:14.716	95.35	1.450	14:51:13.676
5 -	47.652	26.644	1:14.296	95.89	1.030	14:52:27.972
6 -	48.311	26.604	1:14.915	95.10	1.649	14:53:42.887
7 -	47.189	26.418	1:13.607 **(3)**	96.79	0.341	14:54:56.494
8 -	47.054	26.475	1:13.529 **(2)**	96.89	0.263	14:56:10.023
9 -	47.690	26.627	1:14.317	95.86	1.051	14:57:24.340
10 -	***46.928***	***26.338***	***1:13.266*** **(1)**	***97.24***		***14:58:37.606***

BMCRC - MRO Championships 2024 - Rnd 4 @ Donington National

British Superkarts

RACE 14 - SECTOR ANALYSIS

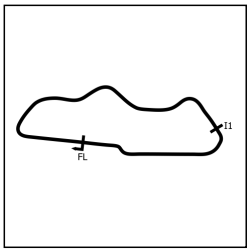

SECTOR 1 = FL to I1, SECTOR 2 = I1 to FL, DIFF = Difference To Personal Best Lap, P = Crossed Finish Line in Pit Lane, D = Time Disallowed

P25 59 F450 N Nick FLINT — Anderson/KTM

IDEAL LAP TIME : 1:13.649 BEST LAP TIME : 1:13.774 DIFFERENCE : 0.125

LAP	SECTOR 1	SECTOR 2	LAP TIME	MPH	DIFF	TIME OF DAY
1 -		28.763	1:24.877	83.94	11.103	14:47:30.547
2 -	48.004	***26.389***	1:14.393 **(3)**	95.77	0.619	14:48:44.940
3 -	47.906	27.204	1:15.110	94.85	1.336	14:50:00.050
4 -	47.866	26.521	1:14.387 **(2)**	95.77	0.613	14:51:14.437
5 -	***47.260***	26.514	***1:13.774*** **(1)**	***96.57***		***14:52:28.211***
6 -	47.816	27.150	1:14.966	95.03	1.192	14:53:43.177
7 -	47.921	27.093	1:15.014	94.97	1.240	14:54:58.191
8 -	47.983	26.518	1:14.501	95.63	0.727	14:56:12.692
9 -	47.836	27.358	1:15.194	94.75	1.420	14:57:27.886
10 -	48.186	26.884	1:15.070	94.90	1.296	14:58:42.956

P26 69 F125 O Kosta KYRITSIS — Anderson AK/ TMR1

IDEAL LAP TIME : 1:14.015 BEST LAP TIME : 1:14.015 DIFFERENCE : 0.000

LAP	SECTOR 1	SECTOR 2	LAP TIME	MPH	DIFF	TIME OF DAY
1 -		28.853	1:24.033	84.78	10.018	14:47:29.703
2 -	48.054	27.117	1:15.171	94.77	1.156	14:48:44.874
3 -	47.967	26.852	1:14.819	95.22	0.804	14:49:59.693
4 -	47.947	27.056	1:15.003	94.99	0.988	14:51:14.696
5 -	***47.326***	***26.689***	***1:14.015*** **(1)**	***96.25***		***14:52:28.711***
6 -	47.343	27.232	1:14.575 **(2)**	95.53	0.560	14:53:43.286
7 -	47.574	27.408	1:14.982	95.01	0.967	14:54:58.268
8 -	47.623	27.019	1:14.642 **(3)**	95.45	0.627	14:56:12.910
9 -	47.739	27.520	1:15.259	94.66	1.244	14:57:28.169
10 -	48.108	27.231	1:15.339	94.56	1.324	14:58:43.508

P27 90 F250 N Rob AUSTIN — Anderson/Viper

IDEAL LAP TIME : 1:14.393 BEST LAP TIME : 1:14.676 DIFFERENCE : 0.283

LAP	SECTOR 1	SECTOR 2	LAP TIME	MPH	DIFF	TIME OF DAY
1 -		27.636	1:22.681	86.16	8.005	14:47:28.351
2 -	48.125	***26.551***	***1:14.676*** **(1)**	***95.40***		***14:48:43.027***
3 -	48.630	27.010	1:15.640	94.19	0.964	14:49:58.667
4 -	48.709	26.693	1:15.402	94.48	0.726	14:51:14.069
5 -	48.414	26.762	1:15.176 **(3)**	94.77	0.500	14:52:29.245
6 -	***47.842***	27.312	1:15.154 **(2)**	94.80	0.478	14:53:44.399
7 -	48.794	28.028	1:16.822	92.74	2.146	14:55:01.221
8 -	49.468	27.423	1:16.891	92.65	2.215	14:56:18.112
9 -	49.186	27.981	1:17.167	92.32	2.491	14:57:35.279
10 -	48.770	27.635	1:16.405	93.24	1.729	14:58:51.684

P28 42 Div1 Tom RILEY — Anderson/VM

IDEAL LAP TIME : 1:07.943 BEST LAP TIME : 1:08.000 DIFFERENCE : 0.057

LAP	SECTOR 1	SECTOR 2	LAP TIME	MPH	DIFF	TIME OF DAY
1 -		25.502	1:34.406	75.46	26.406	14:47:40.076
2 -	45.840	25.979	1:11.819	99.20	3.819	14:48:51.895
3 -	***43.359***	24.641	***1:08.000*** **(1)**	***104.77***		***14:49:59.895***
4 -	45.231	***24.584***	1:09.815 **(2)**	102.05	1.815	14:51:09.710
5 -	45.044	25.174	1:10.218 **(3)**	101.46	2.218	14:52:19.928
6 -	46.232	26.236	1:12.468	98.31	4.468	14:53:32.396
7 -	47.438	26.978	1:14.416	95.74	6.416	14:54:46.812
8 -	49.701	27.891	1:17.592	91.82	9.592	14:56:04.404
9 -	51.314	29.280	1:20.594	88.40	12.594	14:57:24.998
10 -	53.040	35.394	1:28.434	80.56	20.434	14:58:53.432

BMCRC - MRO Championships 2024 - Rnd 4 @ Donington National

British Superkarts

RACE 14 - SECTOR ANALYSIS

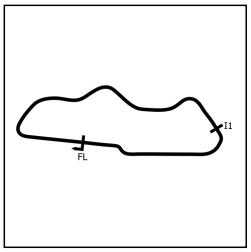

SECTOR 1 = FL to I1, SECTOR 2 = I1 to FL, DIFF = Difference To Personal Best Lap, P = Crossed Finish Line in Pit Lane, D = Time Disallowed

P29 114 F125 O Carl HOPKIN — Anderson AK/TM R1

IDEAL LAP TIME : 1:16.308 BEST LAP TIME : 1:16.767 DIFFERENCE : 0.459

LAP	SECTOR 1	SECTOR 2	LAP TIME	MPH	DIFF	TIME OF DAY
1 -		28.147	1:25.059	83.76	8.292	14:47:30.729
2 -	49.289	27.569	1:16.858 (3)	92.69	0.091	14:48:47.587
3 -	49.064	27.703	***1:16.767 (1)***	***92.80***		***14:50:04.354***
4 -	49.266	28.120	1:17.386	92.06	0.619	14:51:21.740
5 -	49.536	27.977	1:17.513	91.91	0.746	14:52:39.253
6 -	49.461	28.217	1:17.678	91.72	0.911	14:53:56.931
7 -	49.425	***27.490***	1:16.915	92.63	0.148	14:55:13.846
8 -	***48.818***	27.967	1:16.785 (2)	92.78	0.018	14:56:30.631
9 -	49.434	27.736	1:17.170	92.32	0.403	14:57:47.801
10 -	50.638	30.260	1:20.898	88.06	4.131	14:59:08.699

P30 76 F250 N Alex DUDLEY — PVP/TM

IDEAL LAP TIME : 1:16.962 BEST LAP TIME : 1:17.421 DIFFERENCE : 0.459

LAP	SECTOR 1	SECTOR 2	LAP TIME	MPH	DIFF	TIME OF DAY
1 -		29.451	1:26.873	82.01	9.452	14:47:32.543
2 -	49.877	28.552	1:18.429	90.84	1.008	14:48:50.972
3 -	49.414	28.778	1:18.192	91.11	0.771	14:50:09.164
4 -	49.707	28.043	1:17.750	91.63	0.329	14:51:26.914
5 -	50.097	***27.606***	1:17.703 (3)	91.69	0.282	14:52:44.617
6 -	49.360	28.913	1:18.273	91.02	0.852	14:54:02.890
7 -	49.399	28.022	***1:17.421 (1)***	***92.02***		***14:55:20.311***
8 -	***49.356***	28.388	1:17.744	91.64	0.323	14:56:38.055
9 -	49.804	28.198	1:18.002	91.33	0.581	14:57:56.057
10 -	49.530	28.002	1:17.532 (2)	91.89	0.111	14:59:13.589

P31 99 F125 O Aston BAKER — Anderson/TM

IDEAL LAP TIME : 1:17.957 BEST LAP TIME : 1:18.142 DIFFERENCE : 0.185

LAP	SECTOR 1	SECTOR 2	LAP TIME	MPH	DIFF	TIME OF DAY
1 -		29.318	1:27.289	81.62	9.147	14:47:32.959
2 -	50.962	29.073	1:20.035	89.01	1.893	14:48:52.994
3 -	50.741	28.904	1:19.645	89.45	1.503	14:50:12.639
4 -	51.073	29.278	1:20.351	88.66	2.209	14:51:32.990
5 -	51.777	28.243	1:20.020	89.03	1.878	14:52:53.010
6 -	***49.973***	28.383	1:18.356 (3)	90.92	0.214	14:54:11.366
7 -	50.092	28.050	***1:18.142 (1)***	***91.17***		***14:55:29.508***
8 -	50.442	28.007	1:18.449	90.81	0.307	14:56:47.957
9 -	50.395	***27.984***	1:18.379	90.89	0.237	14:58:06.336
10 -	50.213	28.045	1:18.258 (2)	91.04	0.116	14:59:24.594

P32 97 F125 O Toby VINCENT — Anderson/TM

IDEAL LAP TIME : 1:18.364 BEST LAP TIME : 1:19.099 DIFFERENCE : 0.735

LAP	SECTOR 1	SECTOR 2	LAP TIME	MPH	DIFF	TIME OF DAY
1 -		29.579	1:31.073	78.22	11.974	14:47:36.743
2 -	51.458	28.588	1:20.046	89.00	0.947	14:48:56.789
3 -	51.222	28.749	1:19.971	89.09	0.872	14:50:16.760
4 -	50.710	28.423	1:19.133 (2)	90.03	0.034	14:51:35.893
5 -	52.423	28.672	1:21.095	87.85	1.996	14:52:56.988
6 -	51.025	28.142	1:19.167 (3)	89.99	0.068	14:54:16.155
7 -	***50.444***	28.655	***1:19.099 (1)***	***90.07***		***14:55:35.254***
8 -	51.363	***27.920***	1:19.283	89.86	0.184	14:56:54.537
9 -	51.088	28.714	1:19.802	89.27	0.703	14:58:14.339

BMCRC - MRO Championships 2024 - Rnd 4 @ Donington National

British Superkarts

RACE 14 - SECTOR ANALYSIS

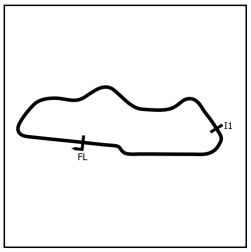

SECTOR 1 = FL to I1, SECTOR 2 = I1 to FL, DIFF = Difference To Personal Best Lap, P = Crossed Finish Line in Pit Lane, D = Time Disallowed

P33 45 F450 N Alan FLEWITT — Anderson/KTM

IDEAL LAP TIME : 1:18.715 BEST LAP TIME : 1:18.798 DIFFERENCE : 0.083

LAP	SECTOR 1	SECTOR 2	LAP TIME	MPH	DIFF	TIME OF DAY
1 -		29.562	1:30.109	79.06	11.311	14:47:35.779
2 -	51.319	29.389	1:20.708	88.27	1.910	14:48:56.487
3 -	51.354	28.395	1:19.749	89.33	0.951	14:50:16.236
4 -	50.954	28.492	1:19.446 (2)	89.67	0.648	14:51:35.682
5 -	53.734	28.550	1:22.284	86.58	3.486	14:52:57.966
6 -	51.063	28.467	1:19.530 (3)	89.58	0.732	14:54:17.496
7 -	***50.470***	28.328	***1:18.798 (1)***	***90.41***		***14:55:36.294***
8 -	51.299	***28.245***	1:19.544	89.56	0.746	14:56:55.838
9 -	51.262	29.184	1:20.446	88.56	1.648	14:58:16.284

P34 77 F450 N Terence DUDLEY — Anderson/KTM

IDEAL LAP TIME : 1:19.411 BEST LAP TIME : 1:19.577 DIFFERENCE : 0.166

LAP	SECTOR 1	SECTOR 2	LAP TIME	MPH	DIFF	TIME OF DAY
1 -		29.259	1:27.109	81.78	7.532	14:47:32.779
2 -	***51.037***	28.540	***1:19.577 (1)***	***89.53***		***14:48:52.356***
3 -	51.056	28.643	1:19.699 (2)	89.39	0.122	14:50:12.055
4 -	51.719	28.978	1:20.697	88.28	1.120	14:51:32.752
5 -	51.694	28.733	1:20.427	88.58	0.850	14:52:53.179
6 -	51.143	28.695	1:19.838 (3)	89.23	0.261	14:54:13.017
7 -	51.648	28.974	1:20.622	88.37	1.045	14:55:33.639
8 -	52.266	***28.374***	1:20.640	88.35	1.063	14:56:54.279
9 -	52.595	29.719	1:22.314	86.55	2.737	14:58:16.593

P35 98 F125 O Marty BAKER — Anderson/TM

IDEAL LAP TIME : 1:19.039 BEST LAP TIME : 1:19.165 DIFFERENCE : 0.126

LAP	SECTOR 1	SECTOR 2	LAP TIME	MPH	DIFF	TIME OF DAY
1 -		29.296	1:30.436	78.78	11.271	14:47:36.106
2 -	51.557	29.121	1:20.678	88.30	1.513	14:48:56.784
3 -	51.781	29.076	1:20.857	88.11	1.692	14:50:17.641
4 -	50.921	***28.244***	***1:19.165 (1)***	***89.99***		***14:51:36.806***
5 -	52.650	29.177	1:21.827	87.06	2.662	14:52:58.633
6 -	***50.795***	28.959	1:19.754 (2)	89.33	0.589	14:54:18.387
7 -	50.999	28.770	1:19.769 (3)	89.31	0.604	14:55:38.156
8 -	51.368	29.033	1:20.401	88.61	1.236	14:56:58.557
9 -	51.643	28.618	1:20.261	88.76	1.096	14:58:18.818

P36 17 F125 O Gary POTKINS — Anderson/TM

IDEAL LAP TIME : 1:19.040 BEST LAP TIME : 1:19.040 DIFFERENCE : 0.000

LAP	SECTOR 1	SECTOR 2	LAP TIME	MPH	DIFF	TIME OF DAY
1 -		29.568	1:30.989	78.30	11.949	14:47:36.659
2 -	51.522	29.046	1:20.568	88.43	1.528	14:48:57.227
3 -	51.779	28.997	1:20.776	88.20	1.736	14:50:18.003
4 -	50.976	28.307	1:19.283 (2)	89.86	0.243	14:51:37.286
5 -	52.493	29.182	1:21.675	87.23	2.635	14:52:58.961
6 -	51.230	28.732	1:19.962 (3)	89.10	0.922	14:54:18.923
7 -	***50.878***	***28.162***	***1:19.040 (1)***	***90.13***		***14:55:37.963***
8 -	51.377	29.412	1:20.789	88.18	1.749	14:56:58.752
9 -	51.778	29.138	1:20.916	88.04	1.876	14:58:19.668

BMCRC - MRO Championships 2024 - Rnd 4 @ Donington National

British Superkarts

RACE 14 - SECTOR ANALYSIS

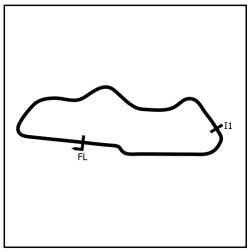

SECTOR 1 = FL to I1, SECTOR 2 = I1 to FL, DIFF = Difference To Personal Best Lap, P = Crossed Finish Line in Pit Lane, D = Time Disallowed

P37 62 Div1 Andy POWELL — PVP/FPE

IDEAL LAP TIME : 1:18.870 BEST LAP TIME : 1:18.870 DIFFERENCE : 0.000

LAP	SECTOR 1	SECTOR 2	LAP TIME		MPH	DIFF	TIME OF DAY
1 -		28.946	1:28.109		80.86	9.239	14:47:33.779
2 -	52.247	28.985	1:21.232		87.70	2.362	14:48:55.011
3 -	51.868	28.498	1:20.366		88.65	1.496	14:50:15.377
4 -	51.292	28.724	1:20.016	(2)	89.04	1.146	14:51:35.393
5 -	52.001	28.794	1:20.795		88.18	1.925	14:52:56.188
6 -	51.356	28.936	1:20.292	(3)	88.73	1.422	14:54:16.480
7 -	***50.874***	***27.996***	***1:18.870***	**(1)**	***90.33***		***14:55:35.350***
8 -	53.722	29.279	1:23.001		85.83	4.131	14:56:58.351
9 -	53.770	30.359	1:24.129		84.68	5.259	14:58:22.480

P38 55 Div1 Ross WITHEROW — Anderson/PVP

IDEAL LAP TIME : 1:07.783 BEST LAP TIME : 1:08.415 DIFFERENCE : 0.632

LAP	SECTOR 1	SECTOR 2	LAP TIME		MPH	DIFF	TIME OF DAY
1 -		27.764	1:22.232		86.64	13.817	14:47:27.902
2 -	45.613	***24.248***	1:09.861		101.98	1.446	14:48:37.763
3 -	45.298	24.394	1:09.692		102.23	1.277	14:49:47.455
4 -	***43.535***	24.880	***1:08.415***	**(1)**	***104.13***		***14:50:55.870***
5 -	43.939	24.636	1:08.575	(2)	103.89	0.160	14:52:04.445
6 -	44.905	24.384	1:09.289		102.82	0.874	14:53:13.734
7 -	44.405	24.570	1:08.975	(3)	103.29	0.560	14:54:22.709
8 -	45.235	25.195	1:10.430		101.15	2.015	14:55:33.139
9 -	48.409	IN PIT	1:44.789	**P**	67.99	36.374	14:57:17.928

P39 24 Div1 Tom RUSHFORTH — Spyda/VM

IDEAL LAP TIME : 1:06.038 BEST LAP TIME : 1:06.144 DIFFERENCE : 0.106

LAP	SECTOR 1	SECTOR 2	LAP TIME		MPH	DIFF	TIME OF DAY
1 -		24.129	1:11.765		99.27	5.621	14:47:17.435
2 -	43.200	***23.419***	1:06.619	(3)	106.94	0.475	14:48:24.054
3 -	42.902	23.443	1:06.345	(2)	107.38	0.201	14:49:30.399
4 -	***42.619***	23.525	***1:06.144***	**(1)**	***107.71***		***14:50:36.543***
5 -	43.291	23.527	1:06.818		106.62	0.674	14:51:43.361
6 -	43.962	25.145	1:09.107		103.09	2.963	14:52:52.468
7 -	43.212	24.130	1:07.342		105.79	1.198	14:53:59.810
8 -	44.557	IN PIT	1:10.575	**P**	100.95	4.431	14:55:10.385

P40 144 F250 N Jack BLISS — Raider/Honda

IDEAL LAP TIME : 1:10.430 BEST LAP TIME : 1:10.472 DIFFERENCE : 0.042

LAP	SECTOR 1	SECTOR 2	LAP TIME		MPH	DIFF	TIME OF DAY
1 -		27.507	1:22.295		86.57	11.823	14:47:27.965
2 -	46.470	25.644	1:12.114		98.79	1.642	14:48:40.079
3 -	***44.993***	25.610	1:10.603	(2)	100.91	0.131	14:49:50.682
4 -	45.035	***25.437***	***1:10.472***	**(1)**	***101.09***		***14:51:01.154***
5 -	45.132	26.223	1:11.355	(3)	99.84	0.883	14:52:12.509
6 -	45.273	26.451	1:11.724		99.33	1.252	14:53:24.233
7 -	1:04.284	IN PIT	1:42.531	**P**	69.48	32.059	14:55:06.764

P41 2 Div1 Liam MORLEY — Anderson/VM

IDEAL LAP TIME : 1:05.916 BEST LAP TIME : 1:06.194 DIFFERENCE : 0.278

LAP	SECTOR 1	SECTOR 2	LAP TIME		MPH	DIFF	TIME OF DAY
1 -		23.810	1:10.528		101.01	4.334	14:47:16.198
2 -	42.828	23.749	1:06.577	(3)	107.01	0.383	14:48:22.775
3 -	42.631	***23.641***	1:06.272	(2)	107.50	0.078	14:49:29.047
4 -	***42.275***	23.919	***1:06.194***	**(1)**	***107.63***		***14:50:35.241***
5 -	45.093	IN PIT	1:17.739	**P**	91.64	11.545	14:51:52.980

BMCRC - MRO Championships 2024 - Rnd 4 @ Donington National

British Superkarts

RACE 14 - SECTOR ANALYSIS

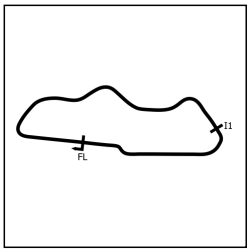

SECTOR 1 = FL to I1, SECTOR 2 = I1 to FL, DIFF = Difference To Personal Best Lap, P = Crossed Finish Line in Pit Lane, D = Time Disallowed

P42 21 Div1 Richard Van De NES Anderson/Harvey VM

IDEAL LAP TIME : 1:06.881 BEST LAP TIME : 1:06.935 DIFFERENCE : 0.054

LAP	SECTOR 1	SECTOR 2	LAP TIME		MPH	DIFF	TIME OF DAY
1 -		24.567	1:12.317	(3)	98.51	5.382	14:47:17.987
2 -	43.044	***23.891***	***1:06.935***	**(1)**	***106.44***		***14:48:24.922***
3 -	***42.990***	27.799	1:10.789	(2)	100.64	3.854	14:49:35.711
4 -	54.617	IN PIT	1:30.464	**P**	78.75	23.529	14:51:06.175

P43 34 F250 N Daniel JERRED Anderson/Honda

IDEAL LAP TIME : 1:16.525 BEST LAP TIME : 1:16.680 DIFFERENCE : 0.155

LAP	SECTOR 1	SECTOR 2	LAP TIME		MPH	DIFF	TIME OF DAY
1 -		28.642	1:28.198		80.77	11.518	14:47:33.868
2 -	49.606	27.593	1:17.199	(3)	92.28	0.519	14:48:51.067
3 -	***48.947***	27.954	1:16.901	(2)	92.64	0.221	14:50:07.968
4 -	49.102	***27.578***	***1:16.680***	**(1)**	***92.91***		***14:51:24.648***

P44 81 F250 N Ian CHALLINOR F1/Rotax 257

IDEAL LAP TIME : 1:23.283 BEST LAP TIME : 1:23.396 DIFFERENCE : 0.113

LAP	SECTOR 1	SECTOR 2	LAP TIME		MPH	DIFF	TIME OF DAY
1 -		29.968	1:32.264		77.21	8.868	14:47:37.934
2 -	53.835	30.197	1:24.032	(3)	84.78	0.636	14:49:01.966
3 -	53.841	***29.723***	1:23.564	(2)	85.25	0.168	14:50:25.530
4 -	***53.560***	29.836	***1:23.396***	**(1)**	***85.43***		***14:51:48.926***

P45 29 Div1 Tom HATFIELD Anderson/VM

IDEAL LAP TIME : 1:06.568 BEST LAP TIME : 1:06.590 DIFFERENCE : 0.022

LAP	SECTOR 1	SECTOR 2	LAP TIME		MPH	DIFF	TIME OF DAY
1 -		24.984	1:13.684	(3)	96.69	7.094	14:47:19.354
2 -	42.887	***23.924***	1:06.811	(2)	106.63	0.221	14:48:26.165
3 -	***42.644***	23.946	***1:06.590***	**(1)**	***106.99***		***14:49:32.755***

P46 31 Div1 Sam MOSS Anderson/VM

IDEAL LAP TIME : 1:12.224 BEST LAP TIME : 1:13.395 DIFFERENCE : 1.171

LAP	SECTOR 1	SECTOR 2	LAP TIME		MPH	DIFF	TIME OF DAY
1 -		***25.301***	***1:13.395***	**(1)**	***97.07***		***14:47:19.065***
2 -	***46.923***	IN PIT	1:20.316	**P**	88.70	6.920	14:48:39.381

P47 115 F250 N Mark RADFORD Raider/KTM SX250

IDEAL LAP TIME : 1:19.496 BEST LAP TIME : 1:21.759 DIFFERENCE : 2.263

LAP	SECTOR 1	SECTOR 2	LAP TIME		MPH	DIFF	TIME OF DAY
1 -		***28.260***	1:24.726	(2)	84.09	2.967	14:47:30.396
2 -	***51.236***	30.523	***1:21.759***	**(1)**	***87.14***		***14:48:52.155***

P48 75 F250 N Kevin DUDLEY Anderson/Gas Gas

IDEAL LAP TIME : 1:20.361 BEST LAP TIME : 1:29.145 DIFFERENCE : 8.784

LAP	SECTOR 1	SECTOR 2	LAP TIME		MPH	DIFF	TIME OF DAY
1 -		***28.988***	***1:29.145***	**(1)**	***79.92***		***14:47:34.815***
2 -	***51.373***	IN PIT	1:26.851	**P**	82.03		14:49:01.666

P49 9 Div1 Paul Von GERARD Jade/IAME

IDEAL LAP TIME : 1:27.227 BEST LAP TIME : 1:17.902 DIFFERENCE : -9.324

LAP	SECTOR 1	SECTOR 2	LAP TIME		MPH	DIFF	TIME OF DAY
1 -		***26.047***	***1:17.902***	**(1)**	***91.45***		***14:47:23.572***
2 -	***1:01.180***	IN PIT	1:46.975	**P**	66.60	29.072	14:49:10.547

Weather / Track : Sunny / Dry

Donington Park National: 1.9790 miles
Date: 02/06/2024 Start: 14:46 Finish: 14:58

BMCRC - MRO Championships 2024 - Rnd 4 @ Donington National

British Superkarts

RACE 14 - BEST SECTORS

SECTOR 1				SECTOR 2			IDEAL / BEST COMPARISON					
POS	NO	NAME	TIME	NO	NAME	TIME	POS	NO	NAME	IDEAL	BEST	DIFF
									PERFECT LAP	1:04.808		
1	4	HARPHAM	41.742	87	TRITTON	23.066	1	4	HARPHAM	1:04.875	1:04.959	0.084
2	87	TRITTON	41.969	4	HARPHAM	23.133	2	87	TRITTON	1:05.035	1:05.186	0.151
3	89	KINSEY	42.066	24	RUSHFORTH	23.419	3	2	MORLEY	1:05.916	1:06.194	0.278
4	2	MORLEY	42.275	68	EDWARDS	23.556	4	89	KINSEY	1:05.990	1:06.146	0.156
5	3	HULME	42.359	3	HULME	23.633	5	3	HULME	1:05.992	1:05.992	0.000
6	8	GULLIFORD	42.364	2	MORLEY	23.641	6	8	GULLIFORD	1:06.030	1:06.302	0.272
7	68	EDWARDS	42.541	8	GULLIFORD	23.666	7	24	RUSHFORTH	1:06.038	1:06.144	0.106
8	24	RUSHFORTH	42.619	21	NES	23.891	8	68	EDWARDS	1:06.097	1:06.453	0.356
9	29	HATFIELD	42.644	89	KINSEY	23.924	9	29	HATFIELD	1:06.568	1:06.590	0.022
10	21	NES	42.990	29	HATFIELD	23.924	10	21	NES	1:06.881	1:06.935	0.054
11	42	RILEY	43.359	15	CLEMSON	23.933	11	15	CLEMSON	1:07.308	1:07.308	0.000
12	15	CLEMSON	43.375	44	WALL	24.202	12	44	WALL	1:07.713	1:08.092	0.379
13	44	WALL	43.511	55	WITHEROW	24.248	13	55	WITHEROW	1:07.783	1:08.415	0.632
14	55	WITHEROW	43.535	S1	PLATT	24.384	14	42	RILEY	1:07.943	1:08.000	0.057
15	S1	PLATT	44.038	35	HEMPSHALL	24.559	15	S1	PLATT	1:08.422	1:08.792	0.370
16	35	HEMPSHALL	44.215	42	RILEY	24.584	16	35	HEMPSHALL	1:08.774	1:08.810	0.036
17	103	CATTERMOLE	44.757	18	WAITE	24.861	17	103	CATTERMOLE	1:09.690	1:09.836	0.146
18	144	BLISS	44.993	103	CATTERMOLE	24.933	18	18	WAITE	1:09.920	1:10.212	0.292
19	18	WAITE	45.059	49	PARR	24.999	19	57	PASK	1:10.174	1:10.340	0.166
20	57	PASK	45.152	57	PASK	25.022	20	144	BLISS	1:10.430	1:10.472	0.042
21	93	WEST	45.223	66	FAULKNER	25.176	21	66	FAULKNER	1:10.482	1:10.679	0.197
22	66	FAULKNER	45.306	74	LAWRENCE	25.258	22	93	WEST	1:10.563	1:10.590	0.027
23	50	BUSBY	45.426	31	MOSS	25.301	23	49	PARR	1:10.652	1:10.737	0.085
24	107	POWELL	45.573	93	WEST	25.340	24	74	LAWRENCE	1:10.929	1:11.067	0.138
25	49	PARR	45.653	144	BLISS	25.437	25	50	BUSBY	1:11.075	1:11.424	0.349
26	74	LAWRENCE	45.671	50	BUSBY	25.649	26	107	POWELL	1:11.238	1:11.328	0.090
27	143	READER	46.243	143	READER	25.660	27	143	READER	1:11.903	1:11.904	0.001
28	12	RIDLEY	46.243	107	POWELL	25.665	28	12	RIDLEY	1:12.097	1:12.437	0.340
29	139	RANDALL	46.834	12	RIDLEY	25.854	29	31	MOSS	1:12.224	1:13.395	1.171
30	31	MOSS	46.923	9	GERARD	26.047	30	139	RANDALL	1:13.072	1:13.157	0.085
31	26	MCCLINTOCK	46.928	643	HOLMES	26.200	31	643	HOLMES	1:13.179	1:13.598	0.419
32	643	HOLMES	46.979	139	RANDALL	26.238	32	26	MCCLINTOCK	1:13.266	1:13.266	0.000
33	59	FLINT	47.260	26	MCCLINTOCK	26.338	33	59	FLINT	1:13.649	1:13.774	0.125
34	69	KYRITSIS	47.326	59	FLINT	26.389	34	69	KYRITSIS	1:14.015	1:14.015	0.000
35	90	AUSTIN	47.842	90	AUSTIN	26.551	35	90	AUSTIN	1:14.393	1:14.676	0.283
36	114	HOPKIN	48.818	69	KYRITSIS	26.689	36	114	HOPKIN	1:16.308	1:16.767	0.459
37	34	JERRED	48.947	114	HOPKIN	27.490	37	34	JERRED	1:16.525	1:16.680	0.155
38	76	DUDLEY	49.356	34	JERRED	27.578	38	76	DUDLEY	1:16.962	1:17.421	0.459
39	99	BAKER	49.973	76	DUDLEY	27.606	39	99	BAKER	1:17.957	1:18.142	0.185
40	97	VINCENT	50.444	97	VINCENT	27.920	40	97	VINCENT	1:18.364	1:19.099	0.735
41	45	FLEWITT	50.470	99	BAKER	27.984	41	45	FLEWITT	1:18.715	1:18.798	0.083
42	98	BAKER	50.795	62	POWELL	27.996	42	62	POWELL	1:18.870	1:18.870	0.000
43	62	POWELL	50.874	17	POTKINS	28.162	43	98	BAKER	1:19.039	1:19.165	0.126
44	17	POTKINS	50.878	98	BAKER	28.244	44	17	POTKINS	1:19.040	1:19.040	0.000
45	77	DUDLEY	51.037	45	FLEWITT	28.245	45	77	DUDLEY	1:19.411	1:19.577	0.166
46	115	RADFORD	51.236	115	RADFORD	28.260	46	115	RADFORD	1:19.496	1:21.759	2.263
47	75	DUDLEY	51.373	77	DUDLEY	28.374	47	75	DUDLEY	1:20.361	1:29.145	8.784
48	81	CHALLINOR	53.560	75	DUDLEY	28.988	48	81	CHALLINOR	1:23.283	1:23.396	0.113
49	9	GERARD	1:01.180	81	CHALLINOR	29.723	49	9	GERARD	1:27.227	1:17.902	-9.324
50												

Weather / Track : Sunny / Dry

Donington Park National: 1.9790 miles
Date: 02/06/2024 Start: 14:46 Finish: 14:58

Results can be found at www.tsl-timing.com

Printed - 15:01 Sunday, 02 June 2024

BMCRC - MRO Championships 2024 - Rnd 4 @ Donington National

British Superkarts

RACE 14 - STATISTICS

Competitors Started	49
Planned Start	2024-06-02 @ 14:40:00.000
Actual Start	2024-06-02 @ 14:46:05.669
Finish Time	2024-06-02 @ 14:58:12.256
Track Length	1.9790mi.
Total Laps	430
Total Distance Covered	850.9989mi.

Session Fastest Lap History

NO	CL	NAME	LAP TIME	TIME OF DAY	LAP	VEHICLE
4	Div1	**Lee HARPHAM**	**1:10.296**	14:47:15.966	1	MS Kart/Harvey VM
4	Div1	**Lee HARPHAM**	**1:05.454**	14:48:21.439	2	MS Kart/Harvey VM
4	Div1	**Lee HARPHAM**	**1:04.959**	14:49:26.397	3	MS Kart/Harvey VM

Session Leader History

NO	CL	NAME	FROM LAP	LAPS LED	DISTANCE	VEHICLE
4	Div1	**Lee HARPHAM**	1	11	21.73 miles	MS Kart/Harvey VM

Flag History

TYPE	TIME OF DAY
GREEN	14:46:05.669
FINISH	14:58:12.256

Flag Statistics

TYPE	COUNT	TOTAL LAPS	TOTAL TIME
Green	1	11	13:34.998
Red	0	0	0.000
Safety Car	0	0	0.000
FCY	0	0	0.000

Weather / Track : Sunny / Dry

Donington Park National: 1.9790 miles
Date: 02/06/2024 Start: 14:46 Finish: 14:58

BMCRC - MRO Championships 2024 - Rnd 4 @ Donington National

British Superkarts

RACE 14 - STATISTICS

CLASS : Div1

22 Starters

Fastest Lap History

NO	NAME	LAP TIME	TIME OF DAY	LAP	VEHICLE
4	**Lee HARPHAM**	**1:10.296**	14:47:15.966	1	MS Kart/Harvey VM
4	**Lee HARPHAM**	**1:05.454**	14:48:21.439	2	MS Kart/Harvey VM
4	**Lee HARPHAM**	**1:04.959**	14:49:26.397	3	MS Kart/Harvey VM

Leader History

NO	NAME	FROM LAP	LAPS LED	DISTANCE	VEHICLE
4	**Lee HARPHAM**	1	11	21.73 miles	MS Kart/Harvey VM

BMCRC - MRO Championships 2024 - Rnd 4 @ Donington National

British Superkarts

RACE 14 - STATISTICS

CLASS : F125 O

7 Starters

Fastest Lap History

NO	NAME	LAP TIME	TIME OF DAY	LAP	VEHICLE
69	**Kosta KYRITSIS**	**1:24.033**	14:47:29.720	1	Anderson AK/ TMR1
643	**Ollie HOLMES**	**1:13.598**	14:48:43.550	2	Anderson AK/TM R1

Leader History

NO	NAME	FROM LAP	LAPS LED	DISTANCE	VEHICLE
69	**Kosta KYRITSIS**	1	1	1.94 miles	Anderson AK/ TMR1
643	**Ollie HOLMES**	2	9	17.81 miles	Anderson AK/TM R1

BMCRC - MRO Championships 2024 - Rnd 4 @ Donington National

British Superkarts

RACE 14 - STATISTICS

CLASS : F250 N

15 Starters

Fastest Lap History

NO	NAME	LAP TIME	TIME OF DAY	LAP	VEHICLE
S1	**Paul PLATT**	**1:14.500**	14:47:20.183	1	PVP/Gas Gas
S1	**Paul PLATT**	**1:09.664**	14:48:29.847	2	PVP/Gas Gas
S1	**Paul PLATT**	**1:09.551**	14:49:39.398	3	PVP/Gas Gas
S1	**Paul PLATT**	**1:09.302**	14:50:48.699	4	PVP/Gas Gas
S1	**Paul PLATT**	**1:08.792**	14:51:57.493	5	PVP/Gas Gas

Leader History

NO	NAME	FROM LAP	LAPS LED	DISTANCE	VEHICLE
S1	**Paul PLATT**	1	11	21.73 miles	PVP/Gas Gas

Weather / Track : Sunny / Dry

Donington Park National: 1.9790 miles
Date: 02/06/2024 Start: 14:46 Finish: 14:58

BMCRC - MRO Championships 2024 - Rnd 4 @ Donington National

British Superkarts

RACE 14 - STATISTICS

CLASS : F450 N

5 Starters

Fastest Lap History

NO	NAME	LAP TIME	TIME OF DAY	LAP	VEHICLE
12	**Kevin RIDLEY**	**1:21.837**	14:47:27.537	1	Silverstone/Yamaha
12	**Kevin RIDLEY**	**1:13.216**	14:48:40.755	2	Silverstone/Yamaha
12	**Kevin RIDLEY**	**1:12.437**	14:49:53.193	3	Silverstone/Yamaha

Leader History

NO	NAME	FROM LAP	LAPS LED	DISTANCE	VEHICLE
12	**Kevin RIDLEY**	1	10	19.75 miles	Silverstone/Yamaha

LANSDOWNE CLASSIC SERIES

Donington Park National

1st / 2nd June 2024

Timing & Results Provided by Timing Solutions Ltd

www.tsl-timing.com

Donington Park National Circuit

Castle Donington, Derby, UK

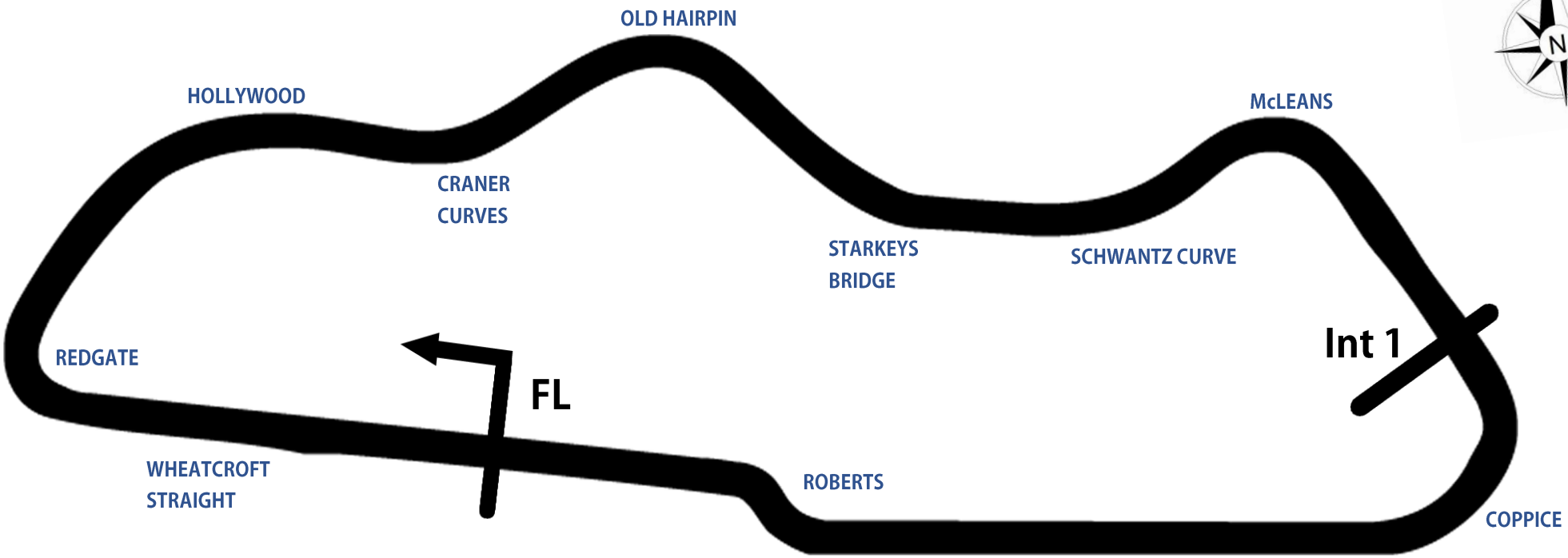

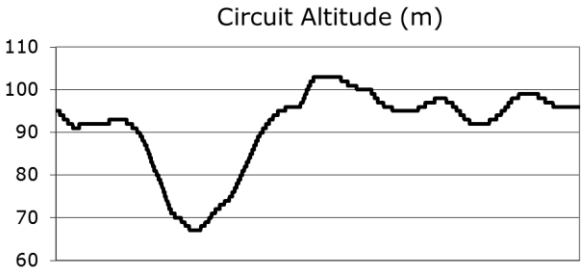

Length	1.9790 miles | 3.185 km | 3185m		
FL	Start @ 60m	52.82971 N	1.37867 W
Int 1	2096m	52.82978 N	1.36508 W
Pit Entry	3158m	52.82951 N	1.37832 W
Pit Exit	229m after FL	52.82996 N	1.38205 W
Pit Entry - Pit Exit	256m, 18.4s @ 50kph, 15.3s @ 60kph		

Results & Live Timing available at – www.tsl-timing.com

Updated - 24/01/2024 10:46

BMCRC - MRO Championships 2024 - Rnd 4 @ Donington National

Lansdowne Classic Series

QUALIFYING - CLASSIFICATION

POS	NO	CL	PIC	NAME	ENTRY	TIME	ON	LAPS	GAP	DIFF	MPH
1	68	11A	1	Michael RUSSELL	Norton MANX -	1:22.621	4	5			86.23
2	82	11A	2	Mark TAYLOR	Norton MANX 500 -	1:23.413	4	7	0.792	0.792	85.41
3	137	11A	3	Daniel JACKSON	Matchless G50 - Team Sigie racing	1:24.501	6	7	1.880	1.088	84.31
4	22	11A	4	Tony PERKIN	NORTON MANX - Geartech	1:25.364	7	7	2.743	0.863	83.46
5	56	11A	5	Matthew HEBB	Norton MANX -	1:25.556	4	5	2.935	0.192	83.27
6	501	11A	6	Graham HIGLETT	Ripley Land Matchless G50 - Ripley Land Racing	1:25.757	4	7	3.136	0.201	83.07
7	12	11A	7	Ian BAIN	Norton MANX -	1:26.343	4	5	3.722	0.586	82.51
8	66	11B	1	Rich ELLIS	Norton MANX -	1:27.412	6	7	4.791	1.069	81.50
9	631	11B	2	Angela CRAGG	Manx NORTON -	1:28.399	5	6	5.778	0.987	80.59
10	78	11A	8	Justin KEEN	Norton MANX - Rapid Selfstore Epping	1:28.606	4	7	5.985	0.207	80.40
11	16	11B	3	Sam RHODES	Norton DOMINATOR -	1:28.661	6	7	6.040	0.055	80.35
12	93	11B	4	Martin THROWER	Matchless G50 - PDQ Precision Ltd	1:31.454	6	6	8.833	2.793	77.90
13	17	11B	5	Stuart TONGE	NORTON MANX - Stuart Tonge Engineering	1:31.616	4	7	8.995	0.162	77.76
14	33	11B	6	Alex WILLIAMS	Matchless G50 - Roger Skipp	1:32.087	6	6	9.466	0.471	77.36
15	53	11B	7	Richard DAWSON	Norton MANX -	1:32.654	4	6	10.033	0.567	76.89
16	49	11D	1	Richard HANN	G50 MANX -	1:33.513	6	6	10.892	0.859	76.18
17	51	11B	8	Simon HOCKING	Norton MANX -	1:33.647	3	5	11.026	0.134	76.07
18	65	11B	9	Ken PERCH	Norton MANX -	1:36.738	6	6	14.117	3.091	73.64
19	59	11C	1	David HEBB	Norton MANX -	1:40.513	6	6	17.892	3.775	70.88
20	37	11C	2	Clifford RANSLEY	Norton MANX - jack gooch	1:43.215	6	6	20.594	2.702	69.02
21	27	11D	2	Derek BUNNING	Matchless G50 - Lynx Garage	1:45.246	2	2	22.625	2.031	67.69
22	129	11D	3	Luke BAILEY	Norton MANX - Holman Wilfley LTD	1:45.385	1	1	22.764	0.139	67.60
23	26	11D	4	Paul STEPHEN	Norton INTERNATIONAL 40M -			0			

Weather / Track : Cloudy / Dry

These results are provisional until the conclusion of any judicial and technical matters.

Date: 01/06/2024 Start: 11:03 Finish: 11:13

Donington Park National: 1.9790 miles

Clerk Of Course:	Stewards:	Timekeeper: Craig Smith	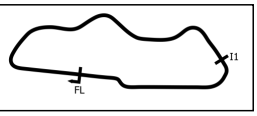

Results can be found at www.tsl-timing.com

Printed - 11:15 Saturday, 01 June 2024

BMCRC - MRO Championships 2024 - Rnd 4 @ Donington National

Lansdowne Classic Series

QUALIFYING - SECTOR ANALYSIS

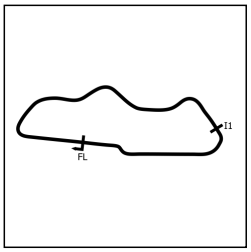

SECTOR 1 = FL to I1, SECTOR 2 = I1 to FL, DIFF = Difference To Personal Best Lap, P = Crossed Finish Line in Pit Lane, D = Time Disallowed

P1 68 11A Michael RUSSELL
Norton MANX -

IDEAL LAP TIME : 1:22.621 BEST LAP TIME : 1:22.621 DIFFERENCE : 0.000

LAP	SECTOR 1	SECTOR 2	LAP TIME	MPH	DIFF	TIME OF DAY
1 -	1:03.757	32.479	1:36.236	74.03	13.615	11:05:26.370
2 -	56.096	30.055	1:26.151	82.69	3.530	11:06:52.521
3 -	54.510	29.628	1:24.138 (2)	84.67	1.517	11:08:16.659
4 -	***53.240***	***29.381***	***1:22.621 (1)***	***86.23***		***11:09:39.280***
5 -	54.747	29.711	1:24.458 (3)	84.35	1.837	11:11:03.738

P2 82 11A Mark TAYLOR
Norton MANX 500 -

IDEAL LAP TIME : 1:23.413 BEST LAP TIME : 1:23.413 DIFFERENCE : 0.000

LAP	SECTOR 1	SECTOR 2	LAP TIME	MPH	DIFF	TIME OF DAY
1 -	1:03.566	32.609	1:36.175	74.07	12.762	11:05:26.715
2 -	55.481	29.921	1:25.402	83.42	1.989	11:06:52.117
3 -	54.679	29.689	1:24.368 (3)	84.44	0.955	11:08:16.485
4 -	***53.913***	***29.500***	***1:23.413 (1)***	***85.41***		***11:09:39.898***
5 -	54.396	29.648	1:24.044 (2)	84.77	0.631	11:11:03.942
6 -	1:03.728	29.689	1:33.417	76.26	10.004	11:12:37.359
7 -	***53.913***	30.886	1:24.799	84.01	1.386	11:14:02.158

P3 137 11A Daniel JACKSON
Matchless G50 - Team Sigie racing

IDEAL LAP TIME : 1:24.319 BEST LAP TIME : 1:24.501 DIFFERENCE : 0.182

LAP	SECTOR 1	SECTOR 2	LAP TIME	MPH	DIFF	TIME OF DAY
1 -	1:04.156	32.575	1:36.731	73.65	12.230	11:05:26.269
2 -	57.459	30.718	1:28.177	80.79	3.676	11:06:54.446
3 -	55.546	30.229	1:25.775	83.06	1.274	11:08:20.221
4 -	54.865	***29.797***	1:24.662 (2)	84.15	0.161	11:09:44.883
5 -	54.703	30.238	1:24.941	83.87	0.440	11:11:09.824
6 -	***54.522***	29.979	***1:24.501 (1)***	***84.31***		***11:12:34.325***
7 -	54.614	30.284	1:24.898 (3)	83.92	0.397	11:13:59.223

P4 22 11A Tony PERKIN
NORTON MANX - Geartech

IDEAL LAP TIME : 1:24.973 BEST LAP TIME : 1:25.364 DIFFERENCE : 0.391

LAP	SECTOR 1	SECTOR 2	LAP TIME	MPH	DIFF	TIME OF DAY
1 -	1:04.645	32.962	1:37.607	72.99	12.243	11:05:27.917
2 -	56.782	30.341	1:27.123	81.77	1.759	11:06:55.040
3 -	55.654	30.278	1:25.932 (3)	82.91	0.568	11:08:20.972
4 -	***55.156***	30.262	1:25.418 (2)	83.40	0.054	11:09:46.390
5 -	55.638	32.785	1:28.423	80.57	3.059	11:11:14.813
6 -	56.594	31.189	1:27.783	81.16	2.419	11:12:42.596
7 -	55.547	***29.817***	***1:25.364 (1)***	***83.46***		***11:14:07.960***

P5 56 11A Matthew HEBB
Norton MANX -

IDEAL LAP TIME : 1:25.504 BEST LAP TIME : 1:25.556 DIFFERENCE : 0.052

LAP	SECTOR 1	SECTOR 2	LAP TIME	MPH	DIFF	TIME OF DAY
1 -	1:01.961	32.397	1:34.358	75.50	8.802	11:05:26.901
2 -	56.990	30.515	1:27.505 (3)	81.41	1.949	11:06:54.406
3 -	56.018	30.650	1:26.668 (2)	82.20	1.112	11:08:21.074
4 -	55.517	***30.039***	***1:25.556 (1)***	***83.27***		***11:09:46.630***
5 -	***55.465***	IN PIT	1:40.654 P	70.78	15.098	11:11:27.284

Weather / Track : Cloudy / Dry

Donington Park National: 1.9790 miles
Date: 01/06/2024 Start: 11:03 Finish: 11:13

BMCRC - MRO Championships 2024 - Rnd 4 @ Donington National

Lansdowne Classic Series

QUALIFYING - SECTOR ANALYSIS

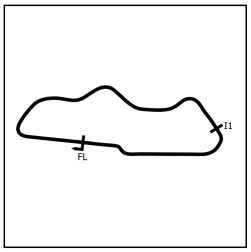

SECTOR 1 = FL to I1, SECTOR 2 = I1 to FL, DIFF = Difference To Personal Best Lap, P = Crossed Finish Line in Pit Lane, D = Time Disallowed

P6 501 11A Graham HIGLETT
Ripley Land Matchless G50 - Ripley Land Racing

IDEAL LAP TIME : 1:25.665 BEST LAP TIME : 1:25.757 DIFFERENCE : 0.092

LAP	SECTOR 1	SECTOR 2	LAP TIME	MPH	DIFF	TIME OF DAY
1 -	1:05.173	33.024	1:38.197	72.55	12.440	11:05:29.427
2 -	57.862	31.206	1:29.068	79.99	3.311	11:06:58.495
3 -	55.765	30.461	1:26.226	82.62	0.469	11:08:24.721
4 -	55.523	***30.234***	***1:25.757*** **(1)**	***83.07***		***11:09:50.478***
5 -	***55.431***	30.387	1:25.818 **(2)**	83.02	0.061	11:11:16.296
6 -	55.613	30.359	1:25.972 **(3)**	82.87	0.215	11:12:42.268
7 -	55.511	30.596	1:26.107	82.74	0.350	11:14:08.375

P7 12 11A Ian BAIN
Norton MANX -

IDEAL LAP TIME : 1:26.230 BEST LAP TIME : 1:26.343 DIFFERENCE : 0.113

LAP	SECTOR 1	SECTOR 2	LAP TIME	MPH	DIFF	TIME OF DAY
1 -	1:04.009	32.659	1:36.668	73.70	10.325	11:05:27.301
2 -	57.067	31.145	1:28.212	80.76	1.869	11:06:55.513
3 -	56.140	30.531	1:26.671 **(2)**	82.20	0.328	11:08:22.184
4 -	55.972	***30.371***	***1:26.343*** **(1)**	***82.51***		***11:09:48.527***
5 -	***55.859***	31.813	1:27.672 **(3)**	81.26	1.329	11:11:16.199

P8 66 11B Rich ELLIS
Norton MANX -

IDEAL LAP TIME : 1:27.266 BEST LAP TIME : 1:27.412 DIFFERENCE : 0.146

LAP	SECTOR 1	SECTOR 2	LAP TIME	MPH	DIFF	TIME OF DAY
1 -	1:06.460	33.940	1:40.400	70.96	12.988	11:05:33.515
2 -	1:01.435	32.102	1:33.537	76.16	6.125	11:07:07.052
3 -	58.836	32.114	1:30.950	78.33	3.538	11:08:38.002
4 -	59.345	31.955	1:31.300	78.03	3.888	11:10:09.302
5 -	58.098	31.123	1:29.221 **(3)**	79.85	1.809	11:11:38.523
6 -	56.686	***30.726***	***1:27.412*** **(1)**	***81.50***		***11:13:05.935***
7 -	***56.540***	31.016	1:27.556 **(2)**	81.37	0.144	11:14:33.491

P9 631 11B Angela CRAGG
Manx NORTON -

IDEAL LAP TIME : 1:28.279 BEST LAP TIME : 1:28.399 DIFFERENCE : 0.120

LAP	SECTOR 1	SECTOR 2	LAP TIME	MPH	DIFF	TIME OF DAY
1 -	1:03.358	32.230	1:35.588	74.53	7.189	11:05:28.436
2 -	58.361	31.455	1:29.816	79.32	1.417	11:06:58.252
3 -	57.547	31.349	1:28.896 **(3)**	80.14	0.497	11:08:27.148
4 -	57.552	31.091	1:28.643 **(2)**	80.37	0.244	11:09:55.791
5 -	***57.380***	31.019	***1:28.399*** **(1)**	***80.59***		***11:11:24.190***
6 -	58.293	***30.899***	1:29.192	79.87	0.793	11:12:53.382

P10 78 11A Justin KEEN
Norton MANX - Rapid Selfstore Epping

IDEAL LAP TIME : 1:28.339 BEST LAP TIME : 1:28.606 DIFFERENCE : 0.267

LAP	SECTOR 1	SECTOR 2	LAP TIME	MPH	DIFF	TIME OF DAY
1 -	1:04.281	33.518	1:37.799	72.84	9.193	11:05:27.802
2 -	59.004	32.002	1:31.006	78.28	2.400	11:06:58.808
3 -	57.847	31.319	1:29.166 **(3)**	79.90	0.560	11:08:27.974
4 -	***57.493***	31.113	***1:28.606*** **(1)**	***80.40***		***11:09:56.580***
5 -	57.774	***30.846***	1:28.620 **(2)**	80.39	0.014	11:11:25.200
6 -	57.840	31.492	1:29.332	79.75	0.726	11:12:54.532
7 -	1:00.912	31.843	1:32.755	76.81	4.149	11:14:27.287

BMCRC - MRO Championships 2024 - Rnd 4 @ Donington National

Lansdowne Classic Series

QUALIFYING - SECTOR ANALYSIS

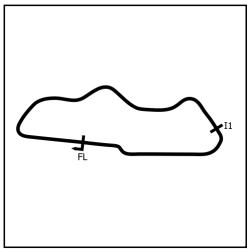

SECTOR 1 = FL to I1, SECTOR 2 = I1 to FL, DIFF = Difference To Personal Best Lap, P = Crossed Finish Line in Pit Lane, D = Time Disallowed

P11 16 11B Sam RHODES — Norton DOMINATOR -

IDEAL LAP TIME : 1:28.661 BEST LAP TIME : 1:28.661 DIFFERENCE : 0.000

LAP	SECTOR 1	SECTOR 2	LAP TIME	MPH	DIFF	TIME OF DAY
1 -	1:04.363	33.455	1:37.818	72.83	9.157	11:05:30.259
2 -	59.100	32.007	1:31.107	78.20	2.446	11:07:01.366
3 -	58.624	32.570	1:31.194	78.12	2.533	11:08:32.560
4 -	58.109	31.682	1:29.791	79.34	1.130	11:10:02.351
5 -	57.680	31.431	1:29.111 **(2)**	79.95	0.450	11:11:31.462
6 -	***57.317***	***31.344***	***1:28.661*** **(1)**	***80.35***		***11:13:00.123***
7 -	57.589	31.540	1:29.129 **(3)**	79.93	0.468	11:14:29.252

P12 93 11B Martin THROWER — Matchless G50 - PDQ Precision Ltd

IDEAL LAP TIME : 1:31.076 BEST LAP TIME : 1:31.454 DIFFERENCE : 0.378

LAP	SECTOR 1	SECTOR 2	LAP TIME	MPH	DIFF	TIME OF DAY
1 -	1:10.513	36.306	1:46.819	66.69	15.365	11:05:39.556
2 -	1:03.669	33.591	1:37.260	73.25	5.806	11:07:16.816
3 -	1:01.398	32.955	1:34.353	75.51	2.899	11:08:51.169
4 -	1:00.280	32.744	1:33.024 **(3)**	76.58	1.570	11:10:24.193
5 -	59.802	***32.245***	1:32.047 **(2)**	77.40	0.593	11:11:56.240
6 -	***58.831***	32.623	***1:31.454*** **(1)**	***77.90***		***11:13:27.694***

P13 17 11B Stuart TONGE — NORTON MANX - Stuart Tonge Engineering

IDEAL LAP TIME : 1:31.616 BEST LAP TIME : 1:31.616 DIFFERENCE : 0.000

LAP	SECTOR 1	SECTOR 2	LAP TIME	MPH	DIFF	TIME OF DAY
1 -	1:06.261	33.213	1:39.474	71.62	7.858	11:05:30.789
2 -	1:01.198	32.544	1:33.742	76.00	2.126	11:07:04.531
3 -	1:00.570	32.448	1:33.018	76.59	1.402	11:08:37.549
4 -	***59.647***	***31.969***	***1:31.616*** **(1)**	***77.76***		***11:10:09.165***
5 -	1:00.006	32.118	1:32.124 **(2)**	77.33	0.508	11:11:41.289
6 -	1:00.673	32.151	1:32.824 **(3)**	76.75	1.208	11:13:14.113
7 -	1:01.311	32.746	1:34.057	75.74	2.441	11:14:48.170

P14 33 11B Alex WILLIAMS — Matchless G50 - Roger Skipp

IDEAL LAP TIME : 1:31.405 BEST LAP TIME : 1:32.087 DIFFERENCE : 0.682

LAP	SECTOR 1	SECTOR 2	LAP TIME	MPH	DIFF	TIME OF DAY
1 -	1:05.811	33.966	1:39.777	71.40	7.690	11:05:31.916
2 -	1:03.882	33.566	1:37.448	73.11	5.361	11:07:09.364
3 -	1:00.685	33.230	1:33.915	75.86	1.828	11:08:43.279
4 -	1:00.280	32.870	1:33.150 **(3)**	76.48	1.063	11:10:16.429
5 -	***59.351***	32.981	1:32.332 **(2)**	77.16	0.245	11:11:48.761
6 -	1:00.033	***32.054***	***1:32.087*** **(1)**	***77.36***		***11:13:20.848***

P15 53 11B Richard DAWSON — Norton MANX -

IDEAL LAP TIME : 1:32.363 BEST LAP TIME : 1:32.654 DIFFERENCE : 0.291

LAP	SECTOR 1	SECTOR 2	LAP TIME	MPH	DIFF	TIME OF DAY
1 -	1:05.678	34.134	1:39.812	71.38	7.158	11:05:34.798
2 -	1:00.725	33.395	1:34.120	75.69	1.466	11:07:08.918
3 -	1:00.829	33.108	1:33.937	75.84	1.283	11:08:42.855
4 -	1:00.155	***32.499***	***1:32.654*** **(1)**	***76.89***		***11:10:15.509***
5 -	***59.864***	33.054	1:32.918 **(2)**	76.67	0.264	11:11:48.427
6 -	59.912	33.137	1:33.049 **(3)**	76.56	0.395	11:13:21.476

BMCRC - MRO Championships 2024 - Rnd 4 @ Donington National

Lansdowne Classic Series

QUALIFYING - SECTOR ANALYSIS

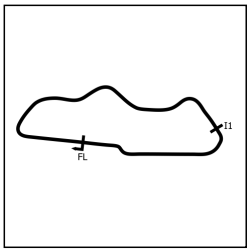

SECTOR 1 = FL to I1, SECTOR 2 = I1 to FL, DIFF = Difference To Personal Best Lap, P = Crossed Finish Line in Pit Lane, D = Time Disallowed

P16 49 11D Richard HANN

G50 MANX -

IDEAL LAP TIME : 1:33.291 BEST LAP TIME : 1:33.513 DIFFERENCE : 0.222

LAP	SECTOR 1	SECTOR 2	LAP TIME	MPH	DIFF	TIME OF DAY
1 -	1:04.640	33.404	1:38.044	72.66	4.531	11:05:31.654
2 -	1:03.066	33.519	1:36.585	73.76	3.072	11:07:08.239
3 -	1:01.145	33.165	1:34.310	75.54	0.797	11:08:42.549
4 -	***1:00.543***	33.059	1:33.602 **(2)**	76.11	0.089	11:10:16.151
5 -	1:01.337	32.939	1:34.276 **(3)**	75.57	0.763	11:11:50.427
6 -	1:00.765	***32.748***	***1:33.513*** **(1)**	***76.18***		***11:13:23.940***

P17 51 11B Simon HOCKING

Norton MANX -

IDEAL LAP TIME : 1:33.283 BEST LAP TIME : 1:33.647 DIFFERENCE : 0.364

LAP	SECTOR 1	SECTOR 2	LAP TIME	MPH	DIFF	TIME OF DAY
1 -	1:05.229	32.947	1:38.176	72.57	4.529	11:05:32.346
2 -	1:01.404	***32.787***	1:34.191 **(3)**	75.64	0.544	11:07:06.537
3 -	1:00.701	32.946	***1:33.647*** **(1)**	***76.07***		***11:08:40.184***
4 -	1:00.916	32.997	1:33.913 **(2)**	75.86	0.266	11:10:14.097
5 -	***1:00.496***	IN PIT	1:59.629 **P**	59.55	25.982	11:12:13.726

P18 65 11B Ken PERCH

Norton MANX -

IDEAL LAP TIME : 1:36.590 BEST LAP TIME : 1:36.738 DIFFERENCE : 0.148

LAP	SECTOR 1	SECTOR 2	LAP TIME	MPH	DIFF	TIME OF DAY
1 -	1:09.692	37.047	1:46.739	66.74	10.001	11:05:44.214
2 -	1:06.788	36.824	1:43.612	68.76	6.874	11:07:27.826
3 -	1:07.211	35.541	1:42.752	69.33	6.014	11:09:10.578
4 -	1:04.023	33.982	1:38.005 **(3)**	72.69	1.267	11:10:48.583
5 -	1:03.175	***33.756***	1:36.931 **(2)**	73.50	0.193	11:12:25.514
6 -	***1:02.834***	33.904	***1:36.738*** **(1)**	***73.64***		***11:14:02.252***

P19 59 11C David HEBB

Norton MANX -

IDEAL LAP TIME : 1:40.513 BEST LAP TIME : 1:40.513 DIFFERENCE : 0.000

LAP	SECTOR 1	SECTOR 2	LAP TIME	MPH	DIFF	TIME OF DAY
1 -	1:07.948	37.117	1:45.065	67.81	4.552	11:05:43.918
2 -	1:06.390	37.353	1:43.743	68.67	3.230	11:07:27.661
3 -	1:06.799	36.210	1:43.009	69.16	2.496	11:09:10.670
4 -	1:06.016	35.971	1:41.987 **(3)**	69.85	1.474	11:10:52.657
5 -	1:05.994	35.948	1:41.942 **(2)**	69.88	1.429	11:12:34.599
6 -	***1:05.027***	***35.486***	***1:40.513*** **(1)**	***70.88***		***11:14:15.112***

P20 37 11C Clifford RANSLEY

Norton MANX - jack gooch

IDEAL LAP TIME : 1:42.991 BEST LAP TIME : 1:43.215 DIFFERENCE : 0.224

LAP	SECTOR 1	SECTOR 2	LAP TIME	MPH	DIFF	TIME OF DAY
1 -	1:14.519	38.206	1:52.725	63.20	9.510	11:05:54.017
2 -	1:10.272	38.271	1:48.543	65.63	5.328	11:07:42.560
3 -	1:10.796	37.326	1:48.122	65.89	4.907	11:09:30.682
4 -	1:08.207	36.173	1:44.380 **(3)**	68.25	1.165	11:11:15.062
5 -	1:07.333	***36.149***	1:43.482 **(2)**	68.84	0.267	11:12:58.544
6 -	***1:06.842***	36.373	***1:43.215*** **(1)**	***69.02***		***11:14:41.759***

P21 27 11D Derek BUNNING

Matchless G50 - Lynx Garage

IDEAL LAP TIME : 1:45.246 BEST LAP TIME : 1:45.246 DIFFERENCE : 0.000

LAP	SECTOR 1	SECTOR 2	LAP TIME	MPH	DIFF	TIME OF DAY
1 -	1:11.268	38.755	1:50.023 **(2)**	64.75	4.777	11:05:45.106
2 -	***1:06.957***	***38.289***	***1:45.246*** **(1)**	***67.69***		***11:07:30.352***

Weather / Track : Cloudy / Dry

Donington Park National: 1.9790 miles
Date: 01/06/2024 Start: 11:03 Finish: 11:13

BMCRC - MRO Championships 2024 - Rnd 4 @ Donington National

Lansdowne Classic Series

QUALIFYING - SECTOR ANALYSIS

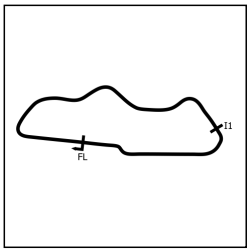

SECTOR 1 = FL to I1, SECTOR 2 = I1 to FL, DIFF = Difference To Personal Best Lap, P = Crossed Finish Line in Pit Lane, D = Time Disallowed

P22 **129** **11D** **Luke BAILEY** Norton MANX - Holman Wilfley LTD

IDEAL LAP TIME : 1:41.036 BEST LAP TIME : 1:45.385 DIFFERENCE : 4.349

LAP	SECTOR 1	SECTOR 2	LAP TIME	MPH	DIFF	TIME OF DAY
1 -	1:09.301	***36.084***	***1:45.385*** **(1)**	***67.60***		***11:05:41.334***

Weather / Track : Cloudy / Dry

Donington Park National: 1.9790 miles
Date: 01/06/2024 Start: 11:03 Finish: 11:13

BMCRC - MRO Championships 2024 - Rnd 4 @ Donington National

Lansdowne Classic Series

QUALIFYING - BEST SECTORS

SECTOR 1				SECTOR 2			IDEAL / BEST COMPARISON					
POS	NO	NAME	TIME	NO	NAME	TIME	POS	NO	NAME	IDEAL	BEST	DIFF
									PERFECT LAP	1:22.621		
1	68	RUSSELL	53.240	68	RUSSELL	29.381	1	68	RUSSELL	1:22.621	1:22.621	0.000
2	82	TAYLOR	53.913	82	TAYLOR	29.500	2	82	TAYLOR	1:23.413	1:23.413	0.000
3	137	JACKSON	54.522	137	JACKSON	29.797	3	137	JACKSON	1:24.319	1:24.501	0.182
4	22	PERKIN	55.156	22	PERKIN	29.817	4	22	PERKIN	1:24.973	1:25.364	0.391
5	501	HIGLETT	55.431	56	HEBB	30.039	5	56	HEBB	1:25.504	1:25.556	0.052
6	56	HEBB	55.465	501	HIGLETT	30.234	6	501	HIGLETT	1:25.665	1:25.757	0.092
7	12	BAIN	55.859	12	BAIN	30.371	7	12	BAIN	1:26.230	1:26.343	0.113
8	66	ELLIS	56.540	66	ELLIS	30.726	8	66	ELLIS	1:27.266	1:27.412	0.146
9	16	RHODES	57.317	78	KEEN	30.846	9	631	CRAGG	1:28.279	1:28.399	0.120
10	631	CRAGG	57.380	631	CRAGG	30.899	10	78	KEEN	1:28.339	1:28.606	0.267
11	78	KEEN	57.493	16	RHODES	31.344	11	16	RHODES	1:28.661	1:28.661	0.000
12	93	THROWER	58.831	17	TONGE	31.969	12	93	THROWER	1:31.076	1:31.454	0.378
13	33	WILLIAMS	59.351	33	WILLIAMS	32.054	13	33	WILLIAMS	1:31.405	1:32.087	0.682
14	17	TONGE	59.647	93	THROWER	32.245	14	17	TONGE	1:31.616	1:31.616	0.000
15	53	DAWSON	59.864	53	DAWSON	32.499	15	53	DAWSON	1:32.363	1:32.654	0.291
16	51	HOCKING	1:00.496	49	HANN	32.748	16	51	HOCKING	1:33.283	1:33.647	0.364
17	49	HANN	1:00.543	51	HOCKING	32.787	17	49	HANN	1:33.291	1:33.513	0.222
18	65	PERCH	1:02.834	65	PERCH	33.756	18	65	PERCH	1:36.590	1:36.738	0.148
19	129	BAILEY	1:04.952	59	HEBB	35.486	19	59	HEBB	1:40.513	1:40.513	0.000
20	59	HEBB	1:05.027	129	BAILEY	36.084	20	129	BAILEY	1:41.036	1:45.385	4.349
21	37	RANSLEY	1:06.842	37	RANSLEY	36.149	21	37	RANSLEY	1:42.991	1:43.215	0.224
22	27	BUNNING	1:06.957	27	BUNNING	38.289	22	27	BUNNING	1:45.246	1:45.246	0.000
23												

Weather / Track : Cloudy / Dry

Donington Park National: 1.9790 miles
Date: 01/06/2024 Start: 11:03 Finish: 11:13

Results can be found at www.tsl-timing.com

Printed - 11:15 Saturday, 01 June 2024

BMCRC - MRO Championships 2024 - Rnd 4 @ Donington National

Lansdowne Classic Series

QUALIFYING - STATISTICS

Competitors Started	23
Planned Start	2024-06-01 @ 10:48:00.000
Actual Start	2024-06-01 @ 11:03:18.292
Finish Time	2024-06-01 @ 11:13:17.207
Track Length	1.9790mi.
Total Laps	127
Total Distance Covered	251.3415mi.

Session Fastest Lap History

NO	CL	NAME	LAP TIME	TIME OF DAY	LAP	VEHICLE
137	11A	**Daniel JACKSON**	**1:36.731**	11:05:26.277	1	Matchless G50
68	11A	**Michael RUSSELL**	**1:36.236**	11:05:26.387	1	Norton MANX
82	11A	**Mark TAYLOR**	**1:36.175**	11:05:26.734	1	Norton MANX 500
56	11A	**Matthew HEBB**	**1:34.358**	11:05:26.909	1	Norton MANX
82	11A	**Mark TAYLOR**	**1:25.402**	11:06:52.135	2	Norton MANX 500
82	11A	**Mark TAYLOR**	**1:24.368**	11:08:16.505	3	Norton MANX 500
68	11A	**Michael RUSSELL**	**1:24.138**	11:08:16.677	3	Norton MANX
68	11A	**Michael RUSSELL**	**1:22.621**	11:09:39.298	4	Norton MANX

Flag History

TYPE	TIME OF DAY
GREEN	11:03:18.292
FINISH	11:13:17.207

Flag Statistics

TYPE	COUNT	TOTAL LAPS	TOTAL TIME
Green	1	7	11:47.557
Red	0	0	0.000
Safety Car	0	0	0.000
FCY	0	0	0.000

Weather / Track : Cloudy / Dry

Donington Park National: 1.9790 miles
Date: 01/06/2024 Start: 11:03 Finish: 11:13

BMCRC - MRO Championships 2024 - Rnd 4 @ Donington National

Lansdowne Classic Series

QUALIFYING - STATISTICS

CLASS : 11A

8 Starters

Fastest Lap History

NO	NAME	LAP TIME	TIME OF DAY	LAP	VEHICLE
137	**Daniel JACKSON**	**1:36.731**	11:05:26.277	1	Matchless G50
68	**Michael RUSSELL**	**1:36.236**	11:05:26.387	1	Norton MANX
82	**Mark TAYLOR**	**1:36.175**	11:05:26.734	1	Norton MANX 500
56	**Matthew HEBB**	**1:34.358**	11:05:26.909	1	Norton MANX
82	**Mark TAYLOR**	**1:25.402**	11:06:52.135	2	Norton MANX 500
82	**Mark TAYLOR**	**1:24.368**	11:08:16.505	3	Norton MANX 500
68	**Michael RUSSELL**	**1:24.138**	11:08:16.677	3	Norton MANX
68	**Michael RUSSELL**	**1:22.621**	11:09:39.298	4	Norton MANX

Weather / Track : Cloudy / Dry

Donington Park National: 1.9790 miles
Date: 01/06/2024 Start: 11:03 Finish: 11:13

BMCRC - MRO Championships 2024 - Rnd 4 @ Donington National

Lansdowne Classic Series

QUALIFYING - STATISTICS

CLASS : 11B

9 Starters

Fastest Lap History

NO	NAME	LAP TIME	TIME OF DAY	LAP	VEHICLE
631	**Angela CRAGG**	**1:35.588**	11:05:28.452	1	Manx NORTON
631	**Angela CRAGG**	**1:29.816**	11:06:58.268	2	Manx NORTON
631	**Angela CRAGG**	**1:28.896**	11:08:27.164	3	Manx NORTON
631	**Angela CRAGG**	**1:28.643**	11:09:55.808	4	Manx NORTON
631	**Angela CRAGG**	**1:28.399**	11:11:24.207	5	Manx NORTON
66	**Rich ELLIS**	**1:27.412**	11:13:05.942	6	Norton MANX

Weather / Track : Cloudy / Dry

Donington Park National: 1.9790 miles
Date: 01/06/2024 Start: 11:03 Finish: 11:13

BMCRC - MRO Championships 2024 - Rnd 4 @ Donington National

Lansdowne Classic Series

QUALIFYING - STATISTICS

CLASS : 11D

4 Starters

Fastest Lap History

NO	NAME	LAP TIME	TIME OF DAY	LAP	VEHICLE
49	**Richard HANN**	**1:38.044**	11:05:31.663	1	G50 MANX
49	**Richard HANN**	**1:36.585**	11:07:08.247	2	G50 MANX
49	**Richard HANN**	**1:34.310**	11:08:42.557	3	G50 MANX
49	**Richard HANN**	**1:33.602**	11:10:16.159	4	G50 MANX
49	**Richard HANN**	**1:33.513**	11:13:23.948	6	G50 MANX

Weather / Track : Cloudy / Dry

Donington Park National: 1.9790 miles
Date: 01/06/2024 Start: 11:03 Finish: 11:13

BMCRC - MRO Championships 2024 - Rnd 4 @ Donington National

Lansdowne Classic Series

QUALIFYING - STATISTICS

CLASS : 11C

2 Starters

Fastest Lap History

NO	NAME	LAP TIME	TIME OF DAY	LAP	VEHICLE
59	**David HEBB**	**1:45.065**	11:05:43.927	1	Norton MANX
59	**David HEBB**	**1:43.743**	11:07:27.670	2	Norton MANX
59	**David HEBB**	**1:43.009**	11:09:10.626	3	Norton MANX
59	**David HEBB**	**1:41.987**	11:10:52.666	4	Norton MANX
59	**David HEBB**	**1:41.942**	11:12:34.608	5	Norton MANX
59	**David HEBB**	**1:40.513**	11:14:15.121	6	Norton MANX

Weather / Track : Cloudy / Dry

Donington Park National: 1.9790 miles
Date: 01/06/2024 Start: 11:03 Finish: 11:13

BMCRC - MRO Championships 2024 - Rnd 4 @ Donington National

Lansdowne Classic Series

RACE 8 - GRID (7 Laps)

ROW 8	24	52	Robin STOKES	23	26	Paul STEPHEN	22	129 Luke BAILEY 1:45.385
ROW 7	21	27	Derek BUNNING 1:45.246	20	37	Clifford RANSLEY 1:43.215	19	59 David HEBB 1:40.513
ROW 6	18	65	Ken PERCH 1:36.738	17	51	Simon HOCKING 1:33.647	16	49 Richard HANN 1:33.513
ROW 5	15	53	Richard DAWSON 1:32.654	14	33	Alex WILLIAMS 1:32.087	13	17 Stuart TONGE 1:31.616
ROW 4	12	93	Martin THROWER 1:31.454	11	16	Sam RHODES 1:28.661	10	78 Justin KEEN 1:28.606
ROW 3	9	631	Angela CRAGG 1:28.399	8	66	Rich ELLIS 1:27.412	7	12 Ian BAIN 1:26.343
ROW 2	6	501	Graham HIGLETT 1:25.757	5	56	Matthew HEBB 1:25.556	4	22 Tony PERKIN 1:25.364
ROW 1	3	137	Daniel JACKSON 1:24.501	2	82	Mark TAYLOR 1:23.413	1	68 Michael RUSSELL 1:22.621

Pole

These results are provisional until the conclusion of any judicial and technical matters.

Donington Park National: 1.9790 miles

Clerk Of Course:	Stewards:	Timekeeper: Craig Smith	

Results can be found at www.tsl-timing.com

Printed - 11:18 Saturday, 01 June 2024

BMCRC - MRO Championships 2024 - Rnd 4 @ Donington National

Lansdowne Classic Series

RACE 8 - CLASSIFICATION

Race Distance: 7 Laps / 13.85 miles

POS	NO	CL	PIC	NAME	ENTRY	LAPS	TIME	GAP	DIFF	MPH	BEST	ON	GRD	↑↓
1	82	11A	1	Mark TAYLOR	Norton MANX 500 -	7	9:47.656			84.63	1:23.117	4	2	1
2	68	11A	2	Michael RUSSELL	Norton MANX -	7	9:47.743	0.087	0.087	84.62	1:22.374	4	1	-1
3	137	11A	3	Daniel JACKSON	Matchless G50 - Team Sigie racing	7	9:49.950	2.294	2.207	84.30	1:22.984	6	3	0
4	501	11A	4	Graham HIGLETT	Ripley Land Matchless G50 - Ripley Land Racing	7	9:57.696	10.040	7.746	83.21	1:24.224	5	6	2
5	56	11A	5	Matthew HEBB	Norton MANX -	7	10:01.210	13.554	3.514	82.72	1:24.274	3	5	0
6	22*	11A	6	Tony PERKIN	NORTON MANX - Geartech	7	10:05.915	18.259	4.705	82.08	1:24.223	3	4	-2
7	66	11B	1	Rich ELLIS	Norton MANX -	7	10:10.687	23.031	4.772	81.44	1:25.664	5	8	1
8	12	11A	7	Ian BAIN	Norton MANX -	7	10:10.884	23.228	0.197	81.41	1:25.789	2	7	-1
9	53	11B	2	Richard DAWSON	Norton MANX -	7	10:36.375	48.719	25.491	78.15	1:27.221	7	15	6
10	33	11B	3	Alex WILLIAMS	Matchless G50 - Roger Skipp	7	10:38.819	51.163	2.444	77.85	1:28.208	7	14	4
11	17	11B	4	Stuart TONGE	NORTON MANX - Stuart Tonge Engineering	7	10:51.272	1:03.616	12.453	76.36	1:31.108	4	13	2
12	93	11B	5	Martin THROWER	Matchless G50 - PDQ Precision Ltd	7	10:51.739	1:04.083	0.467	76.31	1:31.125	4	12	0
13	51	11B	6	Simon HOCKING	Norton MANX -	7	11:00.058	1:12.402	8.319	75.35	1:32.669	4	17	4
14	49	11D	1	Richard HANN	G50 MANX -	6	9:56.055	1 Lap	1 Lap	71.48	1:34.246	6	16	2
15	65	11B	7	Ken PERCH	Norton MANX -	6	9:57.935	1 Lap	1.880	71.26	1:36.110	6	18	3
16	59	11C	1	David HEBB	Norton MANX -	6	10:08.060	1 Lap	10.125	70.07	1:39.137	6	19	3

NOT CLASSIFIED

DNF	16	11B		Sam RHODES	Norton DOMINATOR -	4	6:10.377	3 Laps	2 Laps	76.57	1:30.808	3	11	
DNF	631	11B		Angela CRAGG	Manx NORTON -	0							9	
DNF	78	11A		Justin KEEN	Norton MANX - Rapid Selfstore Epping	0							10	

FASTEST LAP

68	11A	Michael RUSSELL	Norton MANX -	4	1:22.374	86.49 mph	139.19 kph
66	11B	Rich ELLIS	Norton MANX -	5	1:25.664	83.16 mph	133.84 kph
49	11D	Richard HANN	G50 MANX -	6	1:34.246	75.59 mph	121.66 kph
59	11C	David HEBB	Norton MANX -	6	1:39.137	71.86 mph	115.65 kph

Comments:
*** No. 22 - 10 second penalty - jump start**
Class 11A - 92.5% of Race Speed = 78.28 mph
Class 11B - 92.5% of Race Speed = 75.33 mph
Class 11D - 92.5% of Race Speed = 66.11 mph
Class 11C - 92.5% of Race Speed = 64.81 mph

Weather / Track : Cloudy / Dry
These results are provisional until the conclusion of any judicial and technical matters.

Date: 01/06/2024 Start: 15:08 Finish: 15:17
Donington Park National: 1.9790 miles

Clerk Of Course:	Stewards:	Timekeeper: Craig Smith	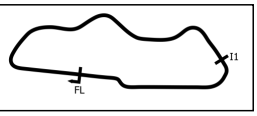

Results can be found at www.tsl-timing.com

Printed - 15:23 Saturday, 01 June 2024

TSL SPORTS TIMING
TIMING SOLUTIONS LTD

BMCRC - MRO Championships 2024 - Rnd 4 @ Donington National

Lansdowne Classic Series

RACE 8 - LAP CHART

LAP 1 @ 15:09:36.817

NO	BEHIND	LAP TIME
82		1:27.076
137	0.692	1:27.768
22	1.320	1:28.396
68	1.376	1:28.452
56	1.846	1:28.922
501	2.474	1:29.550
12	2.973	1:30.049
66	4.095	1:31.171
16	9.991	1:37.067
33	10.074	1:37.150
17	12.073	1:39.149
93	12.584	1:39.660
51	12.674	1:39.750
53	12.761	1:39.837
65	18.674	1:45.750
59	18.954	1:46.030
49	32.456	1:59.532

LAP 2 @ 15:11:00.328

NO	BEHIND	LAP TIME
82		1:23.511
68	1.200	1:23.335
137	1.486	1:24.305
22	2.438	1:24.629
501	3.300	1:24.337
56	3.574	1:25.239
12	5.251	1:25.789
66	7.345	1:26.761
16	18.037	1:31.557
33	18.673	1:32.110
17	20.771	1:32.209
93	21.288	1:32.215
53	21.379	1:32.129
51	22.953	1:33.790
59	36.455	1:41.012
65	36.977	1:41.814
49	45.644	1:36.699

LAP 3 @ 15:12:23.555

NO	BEHIND	LAP TIME
82		1:23.227
68	0.914	1:22.941
137	2.037	1:23.778
22	3.434	1:24.223
501	4.351	1:24.278
56	4.621	1:24.274
12	8.692	1:26.668
66	11.060	1:26.942
16	25.618	1:30.808
33	26.024	1:30.578
53	29.114	1:30.962
17	29.913	1:32.369
93	30.672	1:32.611
51	33.002	1:33.276
65	54.767	1:41.017
59	54.877	1:41.649
49	58.285	1:35.868

LAP 4 @ 15:13:46.672

NO	BEHIND	LAP TIME
82		1:23.117
68	0.171	1:22.374
137	2.624	1:23.704
22	4.691	1:24.374
501	5.614	1:24.380
56	6.257	1:24.753
12	12.508	1:26.933
66	14.500	1:26.557
16	33.446	1:30.945
33	33.857	1:30.950
53	34.741	1:28.744
17	37.904	1:31.108
93	38.680	1:31.125
51	42.554	1:32.669
65	1:08.757	1:37.107
49	1:10.164	1:34.996
59	1:11.645	1:39.885

LAP 5 @ 15:15:10.429

NO	BEHIND	LAP TIME
82		1:23.757
68	0.164	1:23.750
137	2.069	1:23.202
22	5.626	1:24.692
501	6.081	1:24.224
56	8.275	1:25.775
12	15.340	1:26.589
66	16.407	1:25.664
33	39.929	1:29.829
53	40.303	1:29.319
17	45.863	1:31.716
93	47.553	1:32.630
51	52.727	1:33.930
49	1:21.121	1:34.714
65	1:21.137	1:36.137

LAP 6 @ 15:16:34.226

NO	BEHIND	LAP TIME
68		1:23.633
82	0.029	1:23.826
137	1.256	1:22.984
59	1 Lap	1:40.347
22	6.411	1:24.582
501	7.091	1:24.807
56	10.324	1:25.846
12	18.685	1:27.142
66	19.397	1:26.787
53	44.669	1:28.163
33	46.126	1:29.994
17	54.193	1:32.127
93	55.152	1:31.396
51	1:02.229	1:33.299

LAP 7 @ 15:17:57.397

NO	BEHIND	LAP TIME
82		1:23.142
68	0.087	1:23.258
137	2.294	1:24.209
22	8.259	1:25.019
49	1 Lap	1:34.246
501	10.040	1:26.120
65	1 Lap	1:36.110
56	13.554	1:26.401
59	1 Lap	1:39.137
66	23.031	1:26.805
12	23.228	1:27.714
53	48.719	1:27.221
33	51.163	1:28.208
17	1:03.616	1:32.594
93	1:04.083	1:32.102
51	1:12.402	1:33.344

Weather / Track : Cloudy / Dry

Donington Park National: 1.9790 miles
Date: 01/06/2024 Start: 15:08 Finish: 15:17

Results can be found at www.tsl-timing.com

Printed - 15:23 Saturday, 01 June 2024

BMCRC - MRO Championships 2024 - Rnd 4 @ Donington National

Lansdowne Classic Series

RACE 8 - POSITION CHART

No	Name	Lap Pos	1	2	3	4	5	6	7
68	RUSSELL	1	82	82	82	82	82	68	82
82	TAYLOR	2	137	68	68	68	68	82	68
137	JACKSON	3	22	137	137	137	137	137	137
22	PERKIN	4	68	22	22	22	22	22	22
56	HEBB	5	56	501	501	501	501	501	501
501	HIGLETT	6	501	56	56	56	56	56	56
12	BAIN	7	12	12	12	12	12	12	66
66	ELLIS	8	66	66	66	66	66	66	12
631	CRAGG	9	16	16	16	16	33	53	53
78	KEEN	10	33	33	33	33	53	33	33
16	RHODES	11	17	17	53	53	17	17	17
93	THROWER	12	93	93	17	17	93	93	93
17	TONGE	13	51	53	93	93	51	51	51
33	WILLIAMS	14	53	51	51	51	49	49	
53	DAWSON	15	65	59	65	65	65	65	
49	HANN	16	59	65	59	49	59	59	
51	HOCKING	17	49	49	49	59			
65	PERCH	18							
59	HEBB	19							

Weather / Track : Cloudy / Dry

Donington Park National: 1.9790 miles
Date: 01/06/2024 Start: 15:08 Finish: 15:17

Results can be found at www.tsl-timing.com

Printed - 15:23 Saturday, 01 June 2024

BMCRC - MRO Championships 2024 - Rnd 4 @ Donington National

Lansdowne Classic Series

RACE 8 - SECTOR ANALYSIS

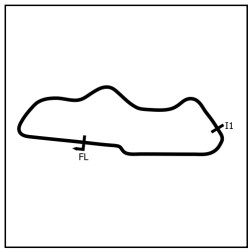

SECTOR 1 = FL to I1, SECTOR 2 = I1 to FL, DIFF = Difference To Personal Best Lap, P = Crossed Finish Line in Pit Lane, D = Time Disallowed

P1 82 11A Mark TAYLOR Norton MANX 500 -

IDEAL LAP TIME : 1:23.055 BEST LAP TIME : 1:23.117 DIFFERENCE : 0.062

LAP	SECTOR 1	SECTOR 2	LAP TIME	MPH	DIFF	TIME OF DAY
1 -		29.554	1:27.076	81.82	3.959	15:09:36.817
2 -	54.072	29.439	1:23.511	85.31	0.394	15:11:00.328
3 -	53.802	***29.425***	1:23.227 **(3)**	85.60	0.110	15:12:23.555
4 -	***53.630***	29.487	***1:23.117*** **(1)**	***85.71***		***15:13:46.672***
5 -	54.255	29.502	1:23.757	85.06	0.640	15:15:10.429
6 -	53.785	30.041	1:23.826	84.99	0.709	15:16:34.255
7 -	53.709	29.433	1:23.142 **(2)**	85.69	0.025	15:17:57.397

P2 68 11A Michael RUSSELL Norton MANX -

IDEAL LAP TIME : 1:22.374 BEST LAP TIME : 1:22.374 DIFFERENCE : 0.000

LAP	SECTOR 1	SECTOR 2	LAP TIME	MPH	DIFF	TIME OF DAY
1 -		29.992	1:28.452	80.54	6.078	15:09:38.193
2 -	53.832	29.503	1:23.335	85.49	0.961	15:11:01.528
3 -	53.746	29.195	1:22.941 **(2)**	85.90	0.567	15:12:24.469
4 -	***53.201***	***29.173***	***1:22.374*** **(1)**	***86.49***		***15:13:46.843***
5 -	54.107	29.643	1:23.750	85.07	1.376	15:15:10.593
6 -	53.854	29.779	1:23.633	85.18	1.259	15:16:34.226
7 -	53.882	29.376	1:23.258 **(3)**	85.57	0.884	15:17:57.484

P3 137 11A Daniel JACKSON Matchless G50 - Team Sigie racing

IDEAL LAP TIME : 1:22.973 BEST LAP TIME : 1:22.984 DIFFERENCE : 0.011

LAP	SECTOR 1	SECTOR 2	LAP TIME	MPH	DIFF	TIME OF DAY
1 -		29.656	1:27.768	81.17	4.784	15:09:37.509
2 -	54.335	29.970	1:24.305	84.51	1.321	15:11:01.814
3 -	54.125	29.653	1:23.778	85.04	0.794	15:12:25.592
4 -	54.014	29.690	1:23.704 **(3)**	85.11	0.720	15:13:49.296
5 -	53.809	***29.393***	1:23.202 **(2)**	85.63	0.218	15:15:12.498
6 -	***53.580***	29.404	***1:22.984*** **(1)**	***85.85***		***15:16:35.482***
7 -	54.417	29.792	1:24.209	84.60	1.225	15:17:59.691

P4 501 11A Graham HIGLETT Ripley Land Matchless G50 - Ripley Land Racing

IDEAL LAP TIME : 1:24.171 BEST LAP TIME : 1:24.224 DIFFERENCE : 0.053

LAP	SECTOR 1	SECTOR 2	LAP TIME	MPH	DIFF	TIME OF DAY
1 -		30.142	1:29.550	79.56	5.326	15:09:39.291
2 -	54.399	29.938	1:24.337 **(3)**	84.47	0.113	15:11:03.628
3 -	54.478	29.800	1:24.278 **(2)**	84.53	0.054	15:12:27.906
4 -	***54.397***	29.983	1:24.380	84.43	0.156	15:13:52.286
5 -	54.450	***29.774***	***1:24.224*** **(1)**	***84.59***		***15:15:16.510***
6 -	54.838	29.969	1:24.807	84.01	0.583	15:16:41.317
7 -	55.570	30.550	1:26.120	82.72	1.896	15:18:07.437

P5 56 11A Matthew HEBB Norton MANX -

IDEAL LAP TIME : 1:24.274 BEST LAP TIME : 1:24.274 DIFFERENCE : 0.000

LAP	SECTOR 1	SECTOR 2	LAP TIME	MPH	DIFF	TIME OF DAY
1 -		29.904	1:28.922	80.12	4.648	15:09:38.663
2 -	55.259	29.980	1:25.239 **(3)**	83.58	0.965	15:11:03.902
3 -	***54.515***	***29.759***	***1:24.274*** **(1)**	***84.54***		***15:12:28.176***
4 -	54.599	30.154	1:24.753 **(2)**	84.06	0.479	15:13:52.929
5 -	55.598	30.177	1:25.775	83.06	1.501	15:15:18.704
6 -	55.459	30.387	1:25.846	82.99	1.572	15:16:44.550
7 -	56.052	30.349	1:26.401	82.46	2.127	15:18:10.951

Weather / Track : Cloudy / Dry

Donington Park National: 1.9790 miles
Date: 01/06/2024 Start: 15:08 Finish: 15:17

BMCRC - MRO Championships 2024 - Rnd 4 @ Donington National

Lansdowne Classic Series

RACE 8 - SECTOR ANALYSIS

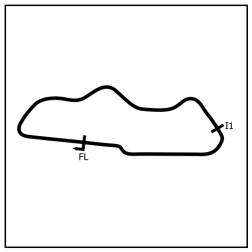

SECTOR 1 = FL to I1, SECTOR 2 = I1 to FL, DIFF = Difference To Personal Best Lap, P = Crossed Finish Line in Pit Lane, D = Time Disallowed

P6 22 11A Tony PERKIN

NORTON MANX - Geartech

IDEAL LAP TIME : 1:23.986 BEST LAP TIME : 1:24.223 DIFFERENCE : 0.237

LAP	SECTOR 1	SECTOR 2	LAP TIME	MPH	DIFF	TIME OF DAY
1 -		29.893	1:28.396	80.59	4.173	15:09:38.137
2 -	54.839	29.790	1:24.629	84.18	0.406	15:11:02.766
3 -	54.706	***29.517***	***1:24.223*** **(1)**	***84.59***		***15:12:26.989***
4 -	***54.469***	29.905	1:24.374 **(2)**	84.44	0.151	15:13:51.363
5 -	54.532	30.160	1:24.692	84.12	0.469	15:15:16.055
6 -	54.951	29.631	1:24.582 **(3)**	84.23	0.359	15:16:40.637
7 -	54.794	30.225	1:25.019	83.80	0.796	15:18:05.656

P7 66 11B Rich ELLIS

Norton MANX -

IDEAL LAP TIME : 1:25.606 BEST LAP TIME : 1:25.664 DIFFERENCE : 0.058

LAP	SECTOR 1	SECTOR 2	LAP TIME	MPH	DIFF	TIME OF DAY
1 -		***30.206***	1:31.171	78.14	5.507	15:09:40.912
2 -	56.318	30.443	1:26.761 **(3)**	82.11	1.097	15:11:07.673
3 -	56.098	30.844	1:26.942	81.94	1.278	15:12:34.615
4 -	55.886	30.671	1:26.557 **(2)**	82.31	0.893	15:14:01.172
5 -	***55.400***	30.264	***1:25.664*** **(1)**	***83.16***		***15:15:26.836***
6 -	56.449	30.338	1:26.787	82.09	1.123	15:16:53.623
7 -	56.038	30.767	1:26.805	82.07	1.141	15:18:20.428

P8 12 11A Ian BAIN

Norton MANX -

IDEAL LAP TIME : 1:25.452 BEST LAP TIME : 1:25.789 DIFFERENCE : 0.337

LAP	SECTOR 1	SECTOR 2	LAP TIME	MPH	DIFF	TIME OF DAY
1 -		***29.973***	1:30.049	79.11	4.260	15:09:39.790
2 -	***55.479***	30.310	***1:25.789*** **(1)**	***83.04***		***15:11:05.579***
3 -	56.015	30.653	1:26.668 **(3)**	82.20	0.879	15:12:32.247
4 -	56.347	30.586	1:26.933	81.95	1.144	15:13:59.180
5 -	56.265	30.324	1:26.589 **(2)**	82.28	0.800	15:15:25.769
6 -	56.579	30.563	1:27.142	81.75	1.353	15:16:52.911
7 -	57.492	30.222	1:27.714	81.22	1.925	15:18:20.625

P9 53 11B Richard DAWSON

Norton MANX -

IDEAL LAP TIME : 1:26.941 BEST LAP TIME : 1:27.221 DIFFERENCE : 0.280

LAP	SECTOR 1	SECTOR 2	LAP TIME	MPH	DIFF	TIME OF DAY
1 -		32.622	1:39.837	71.36	12.616	15:09:49.578
2 -	1:00.228	31.901	1:32.129	77.33	4.908	15:11:21.707
3 -	59.529	31.433	1:30.962	78.32	3.741	15:12:52.669
4 -	57.262	31.482	1:28.744 **(3)**	80.28	1.523	15:14:21.413
5 -	58.211	31.108	1:29.319	79.76	2.098	15:15:50.732
6 -	57.583	***30.580***	1:28.163 **(2)**	80.81	0.942	15:17:18.895
7 -	***56.361***	30.860	***1:27.221*** **(1)**	***81.68***		***15:18:46.116***

P10 33 11B Alex WILLIAMS

Matchless G50 - Roger Skipp

IDEAL LAP TIME : 1:28.208 BEST LAP TIME : 1:28.208 DIFFERENCE : 0.000

LAP	SECTOR 1	SECTOR 2	LAP TIME	MPH	DIFF	TIME OF DAY
1 -		31.908	1:37.150	73.33	8.942	15:09:46.891
2 -	59.691	32.419	1:32.110	77.34	3.902	15:11:19.001
3 -	58.909	31.669	1:30.578	78.65	2.370	15:12:49.579
4 -	58.790	32.160	1:30.950	78.33	2.742	15:14:20.529
5 -	58.640	31.189	1:29.829 **(2)**	79.31	1.621	15:15:50.358
6 -	58.633	31.361	1:29.994 **(3)**	79.16	1.786	15:17:20.352
7 -	***57.077***	***31.131***	***1:28.208*** **(1)**	***80.77***		***15:18:48.560***

Weather / Track : Cloudy / Dry

Donington Park National: 1.9790 miles
Date: 01/06/2024 Start: 15:08 Finish: 15:17

BMCRC - MRO Championships 2024 - Rnd 4 @ Donington National

Lansdowne Classic Series

RACE 8 - SECTOR ANALYSIS

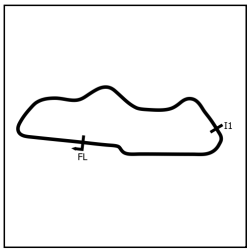

SECTOR 1 = FL to I1, SECTOR 2 = I1 to FL, DIFF = Difference To Personal Best Lap, P = Crossed Finish Line in Pit Lane, D = Time Disallowed

P11 17 11B Stuart TONGE

NORTON MANX - Stuart Tonge Engineering

IDEAL LAP TIME : 1:30.993 BEST LAP TIME : 1:31.108 DIFFERENCE : 0.115

LAP	SECTOR 1	SECTOR 2	LAP TIME	MPH	DIFF	TIME OF DAY
1 -		32.521	1:39.149	71.85	8.041	15:09:48.890
2 -	1:00.260	31.949	1:32.209	77.26	1.101	15:11:21.099
3 -	59.943	32.426	1:32.369	77.13	1.261	15:12:53.468
4 -	***59.528***	31.580	***1:31.108*** **(1)**	***78.19***		***15:14:24.576***
5 -	1:00.251	***31.465***	1:31.716 **(2)**	77.68	0.608	15:15:56.292
6 -	1:00.402	31.725	1:32.127 **(3)**	77.33	1.019	15:17:28.419
7 -	1:00.205	32.389	1:32.594	76.94	1.486	15:19:01.013

P12 93 11B Martin THROWER

Matchless G50 - PDQ Precision Ltd

IDEAL LAP TIME : 1:31.110 BEST LAP TIME : 1:31.125 DIFFERENCE : 0.015

LAP	SECTOR 1	SECTOR 2	LAP TIME	MPH	DIFF	TIME OF DAY
1 -		33.296	1:39.660	71.48	8.535	15:09:49.401
2 -	59.446	32.769	1:32.215	77.26	1.090	15:11:21.616
3 -	1:00.231	32.380	1:32.611	76.93	1.486	15:12:54.227
4 -	59.255	***31.870***	***1:31.125*** **(1)**	***78.18***		***15:14:25.352***
5 -	1:00.073	32.557	1:32.630	76.91	1.505	15:15:57.982
6 -	***59.240***	32.156	1:31.396 **(2)**	77.95	0.271	15:17:29.378
7 -	59.361	32.741	1:32.102 **(3)**	77.35	0.977	15:19:01.480

P13 51 11B Simon HOCKING

Norton MANX -

IDEAL LAP TIME : 1:32.614 BEST LAP TIME : 1:32.669 DIFFERENCE : 0.055

LAP	SECTOR 1	SECTOR 2	LAP TIME	MPH	DIFF	TIME OF DAY
1 -		32.882	1:39.750	71.42	7.081	15:09:49.491
2 -	1:01.359	32.431	1:33.790	75.96	1.121	15:11:23.281
3 -	1:01.160	***32.116***	1:33.276 **(2)**	76.38	0.607	15:12:56.557
4 -	1:00.539	32.130	***1:32.669*** **(1)**	***76.88***		***15:14:29.226***
5 -	1:01.058	32.872	1:33.930	75.85	1.261	15:16:03.156
6 -	1:00.632	32.667	1:33.299 **(3)**	76.36	0.630	15:17:36.455
7 -	***1:00.498***	32.846	1:33.344	76.32	0.675	15:19:09.799

P14 49 11D Richard HANN

G50 MANX -

IDEAL LAP TIME : 1:34.026 BEST LAP TIME : 1:34.246 DIFFERENCE : 0.220

LAP	SECTOR 1	SECTOR 2	LAP TIME	MPH	DIFF	TIME OF DAY
1 -		36.751	1:59.532	59.60	25.286	15:10:09.273
2 -	1:03.324	33.375	1:36.699	73.67	2.453	15:11:45.972
3 -	1:02.362	33.506	1:35.868	74.31	1.622	15:13:21.840
4 -	1:01.604	33.392	1:34.996 **(3)**	74.99	0.750	15:14:56.836
5 -	1:01.797	***32.917***	1:34.714 **(2)**	75.22	0.468	15:16:31.550
6 -	***1:01.109***	33.137	***1:34.246*** **(1)**	***75.59***		***15:18:05.796***

P15 65 11B Ken PERCH

Norton MANX -

IDEAL LAP TIME : 1:35.792 BEST LAP TIME : 1:36.110 DIFFERENCE : 0.318

LAP	SECTOR 1	SECTOR 2	LAP TIME	MPH	DIFF	TIME OF DAY
1 -		34.465	1:45.750	67.37	9.640	15:09:55.491
2 -	1:07.090	34.724	1:41.814	69.97	5.704	15:11:37.305
3 -	1:06.702	34.315	1:41.017	70.52	4.907	15:13:18.322
4 -	1:02.700	34.407	1:37.107 **(3)**	73.36	0.997	15:14:55.429
5 -	1:02.706	***33.431***	1:36.137 **(2)**	74.10	0.027	15:16:31.566
6 -	***1:02.361***	33.749	***1:36.110*** **(1)**	***74.13***		***15:18:07.676***

BMCRC - MRO Championships 2024 - Rnd 4 @ Donington National

Lansdowne Classic Series

RACE 8 - SECTOR ANALYSIS

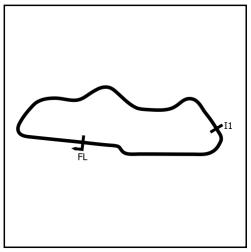

SECTOR 1 = FL to I1, SECTOR 2 = I1 to FL, DIFF = Difference To Personal Best Lap, P = Crossed Finish Line in Pit Lane, D = Time Disallowed

P16 59 11C David HEBB Norton MANX -

IDEAL LAP TIME : 1:38.689 BEST LAP TIME : 1:39.137 DIFFERENCE : 0.448

LAP	SECTOR 1	SECTOR 2	LAP TIME	MPH	DIFF	TIME OF DAY
1 -		***34.478***	1:46.030	67.19	6.893	15:09:55.771
2 -	1:05.728	35.284	1:41.012	70.53	1.875	15:11:36.783
3 -	1:06.446	35.203	1:41.649	70.09	2.512	15:13:18.432
4 -	1:05.041	34.844	1:39.885 **(2)**	71.32	0.748	15:14:58.317
5 -	1:05.482	34.865	1:40.347 **(3)**	71.00	1.210	15:16:38.664
6 -	***1:04.211***	34.926	***1:39.137*** **(1)**	***71.86***		***15:18:17.801***

P17 16 11B Sam RHODES Norton DOMINATOR -

IDEAL LAP TIME : 1:30.808 BEST LAP TIME : 1:30.808 DIFFERENCE : 0.000

LAP	SECTOR 1	SECTOR 2	LAP TIME	MPH	DIFF	TIME OF DAY
1 -		32.344	1:37.067	73.39	6.259	15:09:46.808
2 -	59.662	31.895	1:31.557 **(3)**	77.81	0.749	15:11:18.365
3 -	***58.996***	***31.812***	***1:30.808*** **(1)**	***78.45***		***15:12:49.173***
4 -	59.011	31.934	1:30.945 **(2)**	78.34	0.137	15:14:20.118

Weather / Track : Cloudy / Dry

Donington Park National: 1.9790 miles
Date: 01/06/2024 Start: 15:08 Finish: 15:17

BMCRC - MRO Championships 2024 - Rnd 4 @ Donington National

Lansdowne Classic Series

RACE 8 - BEST SECTORS

SECTOR 1				SECTOR 2			IDEAL / BEST COMPARISON					
POS	NO	NAME	TIME	NO	NAME	TIME	POS	NO	NAME	IDEAL	BEST	DIFF
									PERFECT LAP	1:22.374		
1	68	RUSSELL	53.201	68	RUSSELL	29.173	1	68	RUSSELL	1:22.374	1:22.374	0.000
2	137	JACKSON	53.580	137	JACKSON	29.393	2	137	JACKSON	1:22.973	1:22.984	0.011
3	82	TAYLOR	53.630	82	TAYLOR	29.425	3	82	TAYLOR	1:23.055	1:23.117	0.062
4	501	HIGLETT	54.397	22	PERKIN	29.517	4	22	PERKIN	1:23.986	1:24.223	0.237
5	22	PERKIN	54.469	56	HEBB	29.759	5	501	HIGLETT	1:24.171	1:24.224	0.053
6	56	HEBB	54.515	501	HIGLETT	29.774	6	56	HEBB	1:24.274	1:24.274	0.000
7	66	ELLIS	55.400	12	BAIN	29.973	7	12	BAIN	1:25.452	1:25.789	0.337
8	12	BAIN	55.479	66	ELLIS	30.206	8	66	ELLIS	1:25.606	1:25.664	0.058
9	53	DAWSON	56.361	53	DAWSON	30.580	9	53	DAWSON	1:26.941	1:27.221	0.280
10	33	WILLIAMS	57.077	33	WILLIAMS	31.131	10	33	WILLIAMS	1:28.208	1:28.208	0.000
11	16	RHODES	58.996	17	TONGE	31.465	11	16	RHODES	1:30.808	1:30.808	0.000
12	93	THROWER	59.240	16	RHODES	31.812	12	17	TONGE	1:30.993	1:31.108	0.115
13	17	TONGE	59.528	93	THROWER	31.870	13	93	THROWER	1:31.110	1:31.125	0.015
14	51	HOCKING	1:00.498	51	HOCKING	32.116	14	51	HOCKING	1:32.614	1:32.669	0.055
15	49	HANN	1:01.109	49	HANN	32.917	15	49	HANN	1:34.026	1:34.246	0.220
16	65	PERCH	1:02.361	65	PERCH	33.431	16	65	PERCH	1:35.792	1:36.110	0.318
17	59	HEBB	1:04.211	59	HEBB	34.478	17	59	HEBB	1:38.689	1:39.137	0.448
18												
19												

Weather / Track : Cloudy / Dry

Donington Park National: 1.9790 miles
Date: 01/06/2024 Start: 15:08 Finish: 15:17

Results can be found at www.tsl-timing.com

Printed - 15:23 Saturday, 01 June 2024

BMCRC - MRO Championships 2024 - Rnd 4 @ Donington National

Lansdowne Classic Series

RACE 8 - STATISTICS

Competitors Started	17
Planned Start	2024-06-01 @ 14:15:00.000
Actual Start	2024-06-01 @ 15:08:09.740
Finish Time	2024-06-01 @ 15:17:57.396
Track Length	1.9790mi.
Total Laps	113
Total Distance Covered	223.6345mi.

Session Fastest Lap History

NO	CL	NAME	LAP TIME	TIME OF DAY	LAP	VEHICLE
82	11A	**Mark TAYLOR**	**1:23.511**	15:11:00.346	2	Norton MANX 500
68	11A	**Michael RUSSELL**	**1:23.335**	15:11:01.547	2	Norton MANX
82	11A	**Mark TAYLOR**	**1:23.227**	15:12:23.574	3	Norton MANX 500
68	11A	**Michael RUSSELL**	**1:22.941**	15:12:24.487	3	Norton MANX
68	11A	**Michael RUSSELL**	**1:22.374**	15:13:46.861	4	Norton MANX

Session Leader History

NO	CL	NAME	FROM LAP	LAPS LED	DISTANCE	VEHICLE
82	11A	**Mark TAYLOR**	1	5	9.85 miles	Norton MANX 500
68	11A	**Michael RUSSELL**	6	1	1.97 miles	Norton MANX
82	11A	**Mark TAYLOR**	7	1	1.97 miles	Norton MANX 500

Flag History

TYPE	TIME OF DAY
GREEN	15:08:09.740
FINISH	15:17:57.396

Flag Statistics

TYPE	COUNT	TOTAL LAPS	TOTAL TIME
Green	1	7	11:15.424
Red	0	0	0.000
Safety Car	0	0	0.000
FCY	0	0	0.000

Weather / Track : Cloudy / Dry

Donington Park National: 1.9790 miles
Date: 01/06/2024 Start: 15:08 Finish: 15:17

BMCRC - MRO Championships 2024 - Rnd 4 @ Donington National

Lansdowne Classic Series

RACE 8 - STATISTICS

CLASS : 11A

7 Starters

Fastest Lap History

NO	NAME	LAP TIME	TIME OF DAY	LAP	VEHICLE
82	**Mark TAYLOR**	**1:23.511**	15:11:00.346	2	Norton MANX 500
68	**Michael RUSSELL**	**1:23.335**	15:11:01.547	2	Norton MANX
82	**Mark TAYLOR**	**1:23.227**	15:12:23.574	3	Norton MANX 500
68	**Michael RUSSELL**	**1:22.941**	15:12:24.487	3	Norton MANX
68	**Michael RUSSELL**	**1:22.374**	15:13:46.861	4	Norton MANX

Leader History

NO	NAME	FROM LAP	LAPS LED	DISTANCE	VEHICLE
82	**Mark TAYLOR**	1	5	9.85 miles	Norton MANX 500
68	**Michael RUSSELL**	6	1	1.97 miles	Norton MANX
82	**Mark TAYLOR**	7	1	1.97 miles	Norton MANX 500

Weather / Track : Cloudy / Dry

Donington Park National: 1.9790 miles
Date: 01/06/2024 Start: 15:08 Finish: 15:17

BMCRC - MRO Championships 2024 - Rnd 4 @ Donington National

Lansdowne Classic Series

RACE 8 - STATISTICS

CLASS : 11B

8 Starters

Fastest Lap History

NO	NAME	LAP TIME	TIME OF DAY	LAP	VEHICLE
66	**Rich ELLIS**	**1:26.761**	15:11:07.679	2	Norton MANX
66	**Rich ELLIS**	**1:26.557**	15:14:01.178	4	Norton MANX
66	**Rich ELLIS**	**1:25.664**	15:15:26.843	5	Norton MANX

Leader History

NO	NAME	FROM LAP	LAPS LED	DISTANCE	VEHICLE
66	**Rich ELLIS**	1	7	13.81 miles	Norton MANX

Weather / Track : Cloudy / Dry

Donington Park National: 1.9790 miles
Date: 01/06/2024 Start: 15:08 Finish: 15:17

BMCRC - MRO Championships 2024 - Rnd 4 @ Donington National

Lansdowne Classic Series

RACE 8 - STATISTICS

CLASS : 11D

1 Starters

Fastest Lap History

NO	NAME	LAP TIME	TIME OF DAY	LAP	VEHICLE
49	**Richard HANN**	**1:36.699**	15:11:45.981	2	G50 MANX
49	**Richard HANN**	**1:35.868**	15:13:21.848	3	G50 MANX
49	**Richard HANN**	**1:34.996**	15:14:56.844	4	G50 MANX
49	**Richard HANN**	**1:34.714**	15:16:31.558	5	G50 MANX
49	**Richard HANN**	**1:34.246**	15:18:05.804	6	G50 MANX

Leader History

NO	NAME	FROM LAP	LAPS LED	DISTANCE	VEHICLE
49	**Richard HANN**	1	6	11.83 miles	G50 MANX

Weather / Track : Cloudy / Dry

Donington Park National: 1.9790 miles
Date: 01/06/2024 Start: 15:08 Finish: 15:17

BMCRC - MRO Championships 2024 - Rnd 4 @ Donington National

Lansdowne Classic Series

RACE 8 - STATISTICS

CLASS : 11C

1 Starters

Fastest Lap History

NO	NAME	LAP TIME	TIME OF DAY	LAP	VEHICLE
59	**David HEBB**	**1:41.012**	15:11:36.791	2	Norton MANX
59	**David HEBB**	**1:39.885**	15:14:58.326	4	Norton MANX
59	**David HEBB**	**1:39.137**	15:18:17.809	6	Norton MANX

Leader History

NO	NAME	FROM LAP	LAPS LED	DISTANCE	VEHICLE
59	**David HEBB**	1	6	11.83 miles	Norton MANX

Weather / Track : Cloudy / Dry

Donington Park National: 1.9790 miles
Date: 01/06/2024 Start: 15:08 Finish: 15:17

BMCRC - MRO Championships 2024 - Rnd 4 @ Donington National

Lansdowne Classic Series

RACE 19 - GRID (7 Laps)

ROW 8	24	52	Robin STOKES	23	26	Paul STEPHEN	22	129 Luke BAILEY
ROW 7	21	27	Derek BUNNING	20	37	Clifford RANSLEY	19	59 David HEBB 1:39.137
ROW 6	18	65	Ken PERCH 1:36.110	17	49	Richard HANN 1:34.246	16	78 Justin KEEN
ROW 5	15	631	Angela CRAGG	14	51	Simon HOCKING 1:32.669	13	93 Martin THROWER 1:31.125
ROW 4	12	17	Stuart TONGE 1:31.108	11	16	Sam RHODES 1:30.808	10	33 Alex WILLIAMS 1:28.208
ROW 3	9	53	Richard DAWSON 1:27.221	8	12	Ian BAIN 1:25.789	7	66 Rich ELLIS 1:25.664
ROW 2	6	56	Matthew HEBB 1:24.274	5	501	Graham HIGLETT 1:24.224	4	22 Tony PERKIN 1:24.223
ROW 1	3	82	Mark TAYLOR 1:23.117	2	137	Daniel JACKSON 1:22.984	1	68 Michael RUSSELL 1:22.374

Pole

These results are provisional until the conclusion of any judicial and technical matters.

Donington Park National: 1.9790 miles

Clerk Of Course:	Stewards:	Timekeeper: Craig Smith	

Results can be found at www.tsl-timing.com

Printed - 15:25 Saturday, 01 June 2024

BMCRC - MRO Championships 2024 - Rnd 4 @ Donington National

Lansdowne Classic Series

RACE 19 - CLASSIFICATION

Race Distance: 6 Laps / 11.87 miles

POS	NO	CL	PIC	NAME	ENTRY	LAPS	TIME	GAP	DIFF	MPH	BEST	ON	GRD	↑↓
1	82	11A	1	Mark TAYLOR	Norton MANX 500 -	6	8:24.395			84.48	1:22.915	4	3	2
2	137	11A	2	Daniel JACKSON	Matchless G50 - Team Sigie racing	6	8:28.018	3.623	3.623	83.87	1:23.279	4	2	0
3	68	11A	3	Michael RUSSELL	Norton MANX -	6	8:28.031	3.636	0.013	83.87	1:23.068	3	1	-2
4	501	11A	4	Graham HIGLETT	Ripley Land Matchless G50 - Ripley Land Racing	6	8:34.833	10.438	6.802	82.76	1:24.498	6	5	1
5	22	11A	5	Tony PERKIN	NORTON MANX - Geartech	6	8:35.472	11.077	0.639	82.66	1:24.479	6	4	-1
6	56	11A	6	Matthew HEBB	Norton MANX -	6	8:35.558	11.163	0.086	82.65	1:24.181	5	6	0
7	12	11A	7	Ian BAIN	Norton MANX -	6	8:47.535	23.140	11.977	80.77	1:25.963	2	8	1
8	66	11B	1	Rich ELLIS	Norton MANX -	6	8:48.011	23.616	0.476	80.70	1:26.356	3	7	-1
9	53	11B	2	Richard DAWSON	Norton MANX -	6	9:04.543	40.148	16.532	78.25	1:29.071	6	9	0
10	49	11D	1	Richard HANN	G50 MANX -	6	9:04.694	40.299	0.151	78.22	1:29.654	6	17	7
11	33	11B	3	Alex WILLIAMS	Matchless G50 - Roger Skipp	6	9:05.445	41.050	0.751	78.12	1:29.437	4	10	-1
12	78	11A	8	Justin KEEN	Norton MANX - Rapid Selfstore Epping	6	9:05.452	41.057	0.007	78.12	1:28.681	4	16	4
13	17	11B	4	Stuart TONGE	NORTON MANX - Stuart Tonge Engineering	6	9:14.973	50.578	9.521	76.78	1:30.924	5	12	-1
14	93	11B	5	Martin THROWER	Matchless G50 - PDQ Precision Ltd	6	9:17.959	53.564	2.986	76.37	1:31.374	3	13	-1
15	51	11B	6	Simon HOCKING	Norton MANX -	6	9:18.414	54.019	0.455	76.30	1:31.504	6	14	-1
16	65	11B	7	Ken PERCH	Norton MANX -	6	9:44.225	1:19.830	25.811	72.93	1:35.466	5	18	2
17	59	11C	1	David HEBB	Norton MANX -	5	8:27.945	1 Lap	1 Lap	69.86	1:39.602	5	19	2
18	27	11D	2	Derek BUNNING	Matchless G50 - Lynx Garage	5	8:28.446	1 Lap	0.501	69.79	1:39.464	5	21	3
19	37	11C	2	Clifford RANSLEY	Norton MANX - jack gooch	5	8:55.230	1 Lap	26.784	66.30	1:45.238	5	20	1

NOT CLASSIFIED

DNF	26	11D		Paul STEPHEN	Norton INTERNATIONAL 40M -	0							23	

FASTEST LAP

82	11A	Mark TAYLOR	Norton MANX 500 -	4	1:22.915	85.92 mph	138.28 kph
66	11B	Rich ELLIS	Norton MANX -	3	1:26.356	82.50 mph	132.77 kph
49	11D	Richard HANN	G50 MANX -	6	1:29.654	79.46 mph	127.89 kph
59	11C	David HEBB	Norton MANX -	5	1:39.602	71.53 mph	115.11 kph

Comments:
Class 11A - 92.5% of Race Speed = 78.14 mph
Class 11B - 92.5% of Race Speed = 74.64 mph
Class 11D - 92.5% of Race Speed = 72.35 mph
Class 11C - 92.5% of Race Speed = 64.62 mph

Weather / Track : Bright / Dry
These results are provisional until the conclusion of any judicial and technical matters.

Date: 01/06/2024 Start: 18:55 Finish: 19:04
Donington Park National: 1.9790 miles

Clerk Of Course:	Stewards:	Timekeeper: Craig Smith	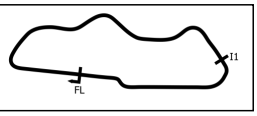

Results can be found at www.tsl-timing.com

Printed - 19:06 Saturday, 01 June 2024

BMCRC - MRO Championships 2024 - Rnd 4 @ Donington National

Lansdowne Classic Series

RACE 19 - LAP CHART

LAP 1 @ 18:57:14.581

NO	BEHIND	LAP TIME
82		1:26.999
137	1.441	1:28.440
68	1.948	1:28.947
22	2.841	1:29.840
56	3.028	1:30.027
501	3.855	1:30.854
12	4.140	1:31.139
66	5.158	1:32.157
53	7.663	1:34.662
49	8.249	1:35.248
33	8.664	1:35.663
78	9.597	1:36.596
93	11.478	1:38.477
17	11.508	1:38.507
51	11.910	1:38.909
65	15.991	1:42.990
27	18.156	1:45.155
59	18.778	1:45.777
37	24.317	1:51.316

LAP 2 @ 18:58:38.146

NO	BEHIND	LAP TIME
82		1:23.565
137	1.629	1:23.753
68	1.738	1:23.355
56	4.786	1:25.323
22	5.292	1:26.016
501	5.493	1:25.203
12	6.538	1:25.963
66	8.038	1:26.445
53	13.554	1:29.456
49	15.110	1:30.426
78	15.641	1:29.609
33	15.848	1:30.749
17	19.691	1:31.748
93	20.103	1:32.190
51	20.520	1:32.175
65	28.437	1:36.011
27	35.828	1:41.237
59	36.442	1:41.229
37	48.016	1:47.264

LAP 3 @ 19:00:01.590

NO	BEHIND	LAP TIME
82		1:23.444
68	1.362	1:23.068
137	2.086	1:23.901
501	6.984	1:24.935
56	7.611	1:26.269
22	7.696	1:25.848
12	9.699	1:26.605
66	10.950	1:26.356
53	19.991	1:29.881
49	21.536	1:29.870
78	21.808	1:29.611
33	22.146	1:29.742
17	27.254	1:31.007
93	28.033	1:31.374
51	28.833	1:31.757
65	42.053	1:37.060
59	53.650	1:40.652
27	53.742	1:41.358
37	1:10.345	1:45.773

LAP 4 @ 19:01:24.505

NO	BEHIND	LAP TIME
82		1:22.915
68	2.144	1:23.697
137	2.450	1:23.279
501	8.892	1:24.823
22	9.537	1:24.756
56	10.262	1:25.566
12	14.358	1:27.574
66	14.893	1:26.858
53	27.149	1:30.073
78	27.574	1:28.681
49	28.382	1:29.761
33	28.668	1:29.437
17	36.098	1:31.759
93	37.217	1:32.099
51	38.048	1:32.130
65	55.814	1:36.676
59	1:11.420	1:40.685
27	1:12.059	1:41.232

LAP 5 @ 19:02:48.220

NO	BEHIND	LAP TIME
82		1:23.715
137	3.282	1:24.547
68	3.374	1:24.945
37	1 Lap	1:45.639
501	9.697	1:24.520
22	10.355	1:24.533
56	10.728	1:24.181
12	18.119	1:27.476
66	18.444	1:27.266
49	34.402	1:29.735
78	34.688	1:30.829
53	34.834	1:31.400
33	35.057	1:30.104
17	43.307	1:30.924
93	45.649	1:32.147
51	46.272	1:31.939
65	1:07.565	1:35.466

LAP 6 @ 19:04:11.977

NO	BEHIND	LAP TIME
82		1:23.757
59	1 Lap	1:39.602
137	3.623	1:24.098
68	3.636	1:24.019
27	1 Lap	1:39.464
501	10.438	1:24.498
22	11.077	1:24.479
56	11.163	1:24.192
12	23.140	1:28.778
66	23.616	1:28.929
37	1 Lap	1:45.238
53	40.148	1:29.071
49	40.299	1:29.654
33	41.050	1:29.750
78	41.057	1:30.126
17	50.578	1:31.028
93	53.564	1:31.672
51	54.019	1:31.504
65	1:19.830	1:36.022

Weather / Track : Bright / Dry

Donington Park National: 1.9790 miles
Date: 01/06/2024 Start: 18:55 Finish: 19:04

Results can be found at www.tsl-timing.com

Printed - 19:06 Saturday, 01 June 2024

BMCRC - MRO Championships 2024 - Rnd 4 @ Donington National

Lansdowne Classic Series

RACE 19 - POSITION CHART

No	Name	Lap Pos	1	2	3	4	5	6
68	RUSSELL	1	82	82	82	82	82	82
137	JACKSON	2	137	137	68	68	137	137
82	TAYLOR	3	68	68	137	137	68	68
22	PERKIN	4	22	56	501	501	501	501
501	HIGLETT	5	56	22	56	22	22	22
56	HEBB	6	501	501	22	56	56	56
66	ELLIS	7	12	12	12	12	12	12
12	BAIN	8	66	66	66	66	66	66
53	DAWSON	9	53	53	53	53	49	53
33	WILLIAMS	10	49	49	49	78	78	49
17	TONGE	11	33	78	78	49	53	33
93	THROWER	12	78	33	33	33	33	78
51	HOCKING	13	93	17	17	17	17	17
78	KEEN	14	17	93	93	93	93	93
49	HANN	15	51	51	51	51	51	51
65	PERCH	16	65	65	65	65	65	65
59	HEBB	17	27	27	59	59	59	
37	RANSLEY	18	59	59	27	27	27	
27	BUNNING	19	37	37	37	37	37	
26	STEPHEN	20						

Weather / Track : Bright / Dry

Donington Park National: 1.9790 miles
Date: 01/06/2024 Start: 18:55 Finish: 19:04

Results can be found at www.tsl-timing.com

Printed - 19:06 Saturday, 01 June 2024

BMCRC - MRO Championships 2024 - Rnd 4 @ Donington National

Lansdowne Classic Series

RACE 19 - SECTOR ANALYSIS

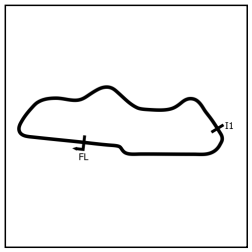

SECTOR 1 = FL to I1, SECTOR 2 = I1 to FL, DIFF = Difference To Personal Best Lap, P = Crossed Finish Line in Pit Lane, D = Time Disallowed

P1 82 11A Mark TAYLOR Norton MANX 500 -

IDEAL LAP TIME : 1:22.915 BEST LAP TIME : 1:22.915 DIFFERENCE : 0.000

LAP	SECTOR 1	SECTOR 2	LAP TIME	MPH	DIFF	TIME OF DAY
1 -		29.419	1:26.999	81.89	4.084	18:57:14.581
2 -	54.311	29.254	1:23.565 (3)	85.25	0.650	18:58:38.146
3 -	54.066	29.378	1:23.444 (2)	85.38	0.529	19:00:01.590
4 -	***53.681***	***29.234***	***1:22.915 (1)***	***85.92***		***19:01:24.505***
5 -	54.172	29.543	1:23.715	85.10	0.800	19:02:48.220
6 -	54.312	29.445	1:23.757	85.06	0.842	19:04:11.977

P2 137 11A Daniel JACKSON Matchless G50 - Team Sigie racing

IDEAL LAP TIME : 1:23.235 BEST LAP TIME : 1:23.279 DIFFERENCE : 0.044

LAP	SECTOR 1	SECTOR 2	LAP TIME	MPH	DIFF	TIME OF DAY
1 -		29.894	1:28.440	80.55	5.161	18:57:16.022
2 -	54.210	***29.543***	1:23.753 (2)	85.06	0.474	18:58:39.775
3 -	54.280	29.621	1:23.901 (3)	84.91	0.622	19:00:03.676
4 -	***53.692***	29.587	***1:23.279 (1)***	***85.55***		***19:01:26.955***
5 -	54.675	29.872	1:24.547	84.26	1.268	19:02:51.502
6 -	54.128	29.970	1:24.098	84.71	0.819	19:04:15.600

P3 68 11A Michael RUSSELL Norton MANX -

IDEAL LAP TIME : 1:22.937 BEST LAP TIME : 1:23.068 DIFFERENCE : 0.131

LAP	SECTOR 1	SECTOR 2	LAP TIME	MPH	DIFF	TIME OF DAY
1 -		29.689	1:28.947	80.09	5.879	18:57:16.529
2 -	53.875	29.480	1:23.355 (2)	85.47	0.287	18:58:39.884
3 -	53.774	***29.294***	***1:23.068 (1)***	***85.76***		***19:00:02.952***
4 -	***53.643***	30.054	1:23.697 (3)	85.12	0.629	19:01:26.649
5 -	55.577	29.368	1:24.945	83.87	1.877	19:02:51.594
6 -	53.694	30.325	1:24.019	84.79	0.951	19:04:15.613

P4 501 11A Graham HIGLETT Ripley Land Matchless G50 - Ripley Land Racing

IDEAL LAP TIME : 1:24.495 BEST LAP TIME : 1:24.498 DIFFERENCE : 0.003

LAP	SECTOR 1	SECTOR 2	LAP TIME	MPH	DIFF	TIME OF DAY
1 -		30.349	1:30.854	78.41	6.356	18:57:18.436
2 -	55.248	29.955	1:25.203	83.61	0.705	18:58:43.639
3 -	55.241	29.694	1:24.935	83.88	0.437	19:00:08.574
4 -	55.008	29.815	1:24.823 (3)	83.99	0.325	19:01:33.397
5 -	***54.842***	29.678	1:24.520 (2)	84.29	0.022	19:02:57.917
6 -	54.845	***29.653***	***1:24.498 (1)***	***84.31***		***19:04:22.415***

P5 22 11A Tony PERKIN NORTON MANX - Geartech

IDEAL LAP TIME : 1:24.315 BEST LAP TIME : 1:24.479 DIFFERENCE : 0.164

LAP	SECTOR 1	SECTOR 2	LAP TIME	MPH	DIFF	TIME OF DAY
1 -		30.121	1:29.840	79.30	5.361	18:57:17.422
2 -	55.697	30.319	1:26.016	82.82	1.537	18:58:43.438
3 -	55.743	30.105	1:25.848	82.99	1.369	19:00:09.286
4 -	55.121	29.635	1:24.756 (3)	84.06	0.277	19:01:34.042
5 -	***54.684***	29.849	1:24.533 (2)	84.28	0.054	19:02:58.575
6 -	54.848	***29.631***	***1:24.479 (1)***	***84.33***		***19:04:23.054***

P6 56 11A Matthew HEBB Norton MANX -

IDEAL LAP TIME : 1:24.012 BEST LAP TIME : 1:24.181 DIFFERENCE : 0.169

LAP	SECTOR 1	SECTOR 2	LAP TIME	MPH	DIFF	TIME OF DAY
1 -		29.952	1:30.027	79.13	5.846	18:57:17.609
2 -	55.205	30.118	1:25.323 (3)	83.50	1.142	18:58:42.932
3 -	55.504	30.765	1:26.269	82.58	2.088	19:00:09.201
4 -	55.696	29.870	1:25.566	83.26	1.385	19:01:34.767
5 -	***54.545***	29.636	***1:24.181 (1)***	***84.63***		***19:02:58.948***
6 -	54.725	***29.467***	1:24.192 (2)	84.62	0.011	19:04:23.140

Weather / Track : Bright / Dry

Donington Park National: 1.9790 miles
Date: 01/06/2024 Start: 18:55 Finish: 19:04

BMCRC - MRO Championships 2024 - Rnd 4 @ Donington National

Lansdowne Classic Series

RACE 19 - SECTOR ANALYSIS

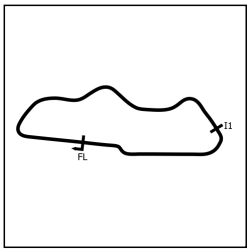

SECTOR 1 = FL to I1, SECTOR 2 = I1 to FL, DIFF = Difference To Personal Best Lap, P = Crossed Finish Line in Pit Lane, D = Time Disallowed

P7 12 11A Ian BAIN Norton MANX -

IDEAL LAP TIME : 1:25.963 BEST LAP TIME : 1:25.963 DIFFERENCE : 0.000

LAP	SECTOR 1	SECTOR 2	LAP TIME	MPH	DIFF	TIME OF DAY
1 -		30.826	1:31.139	78.17	5.176	18:57:18.721
2 -	***55.769***	***30.194***	***1:25.963 (1)***	***82.88***		***18:58:44.684***
3 -	56.134	30.471	1:26.605 **(2)**	82.26	0.642	19:00:11.289
4 -	56.984	30.590	1:27.574	81.35	1.611	19:01:38.863
5 -	56.921	30.555	1:27.476 **(3)**	81.44	1.513	19:03:06.339
6 -	58.380	30.398	1:28.778	80.25	2.815	19:04:35.117

P8 66 11B Rich ELLIS Norton MANX -

IDEAL LAP TIME : 1:26.146 BEST LAP TIME : 1:26.356 DIFFERENCE : 0.210

LAP	SECTOR 1	SECTOR 2	LAP TIME	MPH	DIFF	TIME OF DAY
1 -		30.721	1:32.157	77.30	5.801	18:57:19.739
2 -	***55.902***	30.543	1:26.445 **(2)**	82.41	0.089	18:58:46.184
3 -	56.112	***30.244***	***1:26.356 (1)***	***82.50***		***19:00:12.540***
4 -	56.002	30.856	1:26.858 **(3)**	82.02	0.502	19:01:39.398
5 -	56.675	30.591	1:27.266	81.64	0.910	19:03:06.664
6 -	58.555	30.374	1:28.929	80.11	2.573	19:04:35.593

P9 53 11B Richard DAWSON Norton MANX -

IDEAL LAP TIME : 1:28.970 BEST LAP TIME : 1:29.071 DIFFERENCE : 0.101

LAP	SECTOR 1	SECTOR 2	LAP TIME	MPH	DIFF	TIME OF DAY
1 -		31.817	1:34.662	75.26	5.591	18:57:22.244
2 -	***57.888***	31.568	1:29.456 **(2)**	79.64	0.385	18:58:51.700
3 -	58.511	31.370	1:29.881 **(3)**	79.26	0.810	19:00:21.581
4 -	58.594	31.479	1:30.073	79.09	1.002	19:01:51.654
5 -	59.155	32.245	1:31.400	77.95	2.329	19:03:23.054
6 -	57.989	***31.082***	***1:29.071 (1)***	***79.98***		***19:04:52.125***

P10 49 11D Richard HANN G50 MANX -

IDEAL LAP TIME : 1:29.563 BEST LAP TIME : 1:29.654 DIFFERENCE : 0.091

LAP	SECTOR 1	SECTOR 2	LAP TIME	MPH	DIFF	TIME OF DAY
1 -		32.299	1:35.248	74.80	5.594	18:57:22.830
2 -	58.683	31.743	1:30.426	78.78	0.772	18:58:53.256
3 -	58.252	31.618	1:29.870	79.27	0.216	19:00:23.126
4 -	58.150	31.611	1:29.761 **(3)**	79.37	0.107	19:01:52.887
5 -	58.164	***31.571***	1:29.735 **(2)**	79.39	0.081	19:03:22.622
6 -	***57.992***	31.662	***1:29.654 (1)***	***79.46***		***19:04:52.276***

P11 33 11B Alex WILLIAMS Matchless G50 - Roger Skipp

IDEAL LAP TIME : 1:29.062 BEST LAP TIME : 1:29.437 DIFFERENCE : 0.375

LAP	SECTOR 1	SECTOR 2	LAP TIME	MPH	DIFF	TIME OF DAY
1 -		32.378	1:35.663	74.47	6.226	18:57:23.245
2 -	58.571	32.178	1:30.749	78.50	1.312	18:58:53.994
3 -	58.545	31.197	1:29.742 **(2)**	79.39	0.305	19:00:23.736
4 -	58.351	***31.086***	***1:29.437 (1)***	***79.66***		***19:01:53.173***
5 -	58.203	31.901	1:30.104	79.07	0.667	19:03:23.277
6 -	***57.976***	31.774	1:29.750 **(3)**	79.38	0.313	19:04:53.027

P12 78 11A Justin KEEN Norton MANX - Rapid Selfstore Epping

IDEAL LAP TIME : 1:28.681 BEST LAP TIME : 1:28.681 DIFFERENCE : 0.000

LAP	SECTOR 1	SECTOR 2	LAP TIME	MPH	DIFF	TIME OF DAY
1 -		31.646	1:36.596	73.75	7.915	18:57:24.178
2 -	58.139	31.470	1:29.609 **(2)**	79.50	0.928	18:58:53.787
3 -	58.092	31.519	1:29.611 **(3)**	79.50	0.930	19:00:23.398
4 -	***57.475***	***31.206***	***1:28.681 (1)***	***80.34***		***19:01:52.079***
5 -	58.829	32.000	1:30.829	78.44	2.148	19:03:22.908
6 -	58.327	31.799	1:30.126	79.05	1.445	19:04:53.034

Weather / Track : Bright / Dry

Donington Park National: 1.9790 miles
Date: 01/06/2024 Start: 18:55 Finish: 19:04

BMCRC - MRO Championships 2024 - Rnd 4 @ Donington National

Lansdowne Classic Series

RACE 19 - SECTOR ANALYSIS

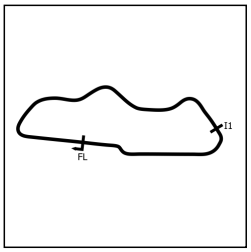

SECTOR 1 = FL to I1, SECTOR 2 = I1 to FL, DIFF = Difference To Personal Best Lap, P = Crossed Finish Line in Pit Lane, D = Time Disallowed

P13 17 11B Stuart TONGE NORTON MANX - Stuart Tonge Engineering

IDEAL LAP TIME : 1:30.924 BEST LAP TIME : 1:30.924 DIFFERENCE : 0.000

LAP	SECTOR 1	SECTOR 2	LAP TIME	MPH	DIFF	TIME OF DAY
1 -		32.389	1:38.507	72.32	7.583	18:57:26.089
2 -	59.660	32.088	1:31.748	77.65	0.824	18:58:57.837
3 -	59.397	31.610	1:31.007 (2)	78.28	0.083	19:00:28.844
4 -	1:00.078	31.681	1:31.759	77.64	0.835	19:02:00.603
5 -	***59.329***	***31.595***	***1:30.924 (1)***	***78.35***		***19:03:31.527***
6 -	59.418	31.610	1:31.028 (3)	78.26	0.104	19:05:02.555

P14 93 11B Martin THROWER Matchless G50 - PDQ Precision Ltd

IDEAL LAP TIME : 1:30.916 BEST LAP TIME : 1:31.374 DIFFERENCE : 0.458

LAP	SECTOR 1	SECTOR 2	LAP TIME	MPH	DIFF	TIME OF DAY
1 -		32.844	1:38.477	72.34	7.103	18:57:26.059
2 -	1:00.013	32.177	1:32.190	77.28	0.816	18:58:58.249
3 -	59.449	***31.925***	***1:31.374 (1)***	***77.97***		***19:00:29.623***
4 -	59.782	32.317	1:32.099 (3)	77.35	0.725	19:02:01.722
5 -	1:00.052	32.095	1:32.147	77.31	0.773	19:03:33.869
6 -	***58.991***	32.681	1:31.672 (2)	77.71	0.298	19:05:05.541

P15 51 11B Simon HOCKING Norton MANX -

IDEAL LAP TIME : 1:31.504 BEST LAP TIME : 1:31.504 DIFFERENCE : 0.000

LAP	SECTOR 1	SECTOR 2	LAP TIME	MPH	DIFF	TIME OF DAY
1 -		32.554	1:38.909	72.03	7.405	18:57:26.491
2 -	59.971	32.204	1:32.175	77.29	0.671	18:58:58.666
3 -	59.576	32.181	1:31.757 (2)	77.64	0.253	19:00:30.423
4 -	59.746	32.384	1:32.130	77.33	0.626	19:02:02.553
5 -	59.474	32.465	1:31.939 (3)	77.49	0.435	19:03:34.492
6 -	***59.374***	***32.130***	***1:31.504 (1)***	***77.86***		***19:05:05.996***

P16 65 11B Ken PERCH Norton MANX -

IDEAL LAP TIME : 1:35.466 BEST LAP TIME : 1:35.466 DIFFERENCE : 0.000

LAP	SECTOR 1	SECTOR 2	LAP TIME	MPH	DIFF	TIME OF DAY
1 -		34.622	1:42.990	69.17	7.524	18:57:30.572
2 -	1:02.443	33.568	1:36.011 (2)	74.20	0.545	18:59:06.583
3 -	1:03.139	33.921	1:37.060	73.40	1.594	19:00:43.643
4 -	1:02.834	33.842	1:36.676	73.69	1.210	19:02:20.319
5 -	***1:02.311***	***33.155***	***1:35.466 (1)***	***74.63***		***19:03:55.785***
6 -	1:02.570	33.452	1:36.022 (3)	74.19	0.556	19:05:31.807

P17 59 11C David HEBB Norton MANX -

IDEAL LAP TIME : 1:39.602 BEST LAP TIME : 1:39.602 DIFFERENCE : 0.000

LAP	SECTOR 1	SECTOR 2	LAP TIME	MPH	DIFF	TIME OF DAY
1 -		35.377	1:45.777	67.35	6.175	18:57:33.359
2 -	1:05.864	35.365	1:41.229	70.38	1.627	18:59:14.588
3 -	1:05.209	35.443	1:40.652 (2)	70.78	1.050	19:00:55.240
4 -	1:05.938	34.747	1:40.685 (3)	70.76	1.083	19:02:35.925
5 -	***1:05.038***	***34.564***	***1:39.602 (1)***	***71.53***		***19:04:15.527***

P18 27 11D Derek BUNNING Matchless G50 - Lynx Garage

IDEAL LAP TIME : 1:39.464 BEST LAP TIME : 1:39.464 DIFFERENCE : 0.000

LAP	SECTOR 1	SECTOR 2	LAP TIME	MPH	DIFF	TIME OF DAY
1 -		35.611	1:45.155	67.75	5.691	18:57:32.737
2 -	1:05.866	35.371	1:41.237 (3)	70.37	1.773	18:59:13.974
3 -	1:06.327	35.031	1:41.358	70.29	1.894	19:00:55.332
4 -	1:05.024	36.208	1:41.232 (2)	70.37	1.768	19:02:36.564
5 -	***1:04.904***	***34.560***	***1:39.464 (1)***	***71.63***		***19:04:16.028***

Weather / Track : Bright / Dry

Donington Park National: 1.9790 miles
Date: 01/06/2024 Start: 18:55 Finish: 19:04

BMCRC - MRO Championships 2024 - Rnd 4 @ Donington National

Lansdowne Classic Series

RACE 19 - SECTOR ANALYSIS

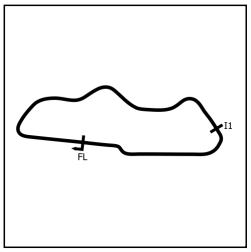

SECTOR 1 = FL to I1, SECTOR 2 = I1 to FL, DIFF = Difference To Personal Best Lap, P = Crossed Finish Line in Pit Lane, D = Time Disallowed

P19 37 11C Clifford RANSLEY Norton MANX - jack gooch

IDEAL LAP TIME : 1:44.567 BEST LAP TIME : 1:45.238 DIFFERENCE : 0.671

LAP	SECTOR 1	SECTOR 2	LAP TIME	MPH	DIFF	TIME OF DAY
1 -		37.432	1:51.316	64.00	6.078	18:57:38.898
2 -	1:09.697	37.567	1:47.264	66.42	2.026	18:59:26.162
3 -	1:08.715	37.058	1:45.773 **(3)**	67.35	0.535	19:01:11.935
4 -	1:09.321	***36.318***	1:45.639 **(2)**	67.44	0.401	19:02:57.574
5 -	***1:08.249***	36.989	***1:45.238*** **(1)**	***67.70***		***19:04:42.812***

Weather / Track : Bright / Dry

Donington Park National: 1.9790 miles
Date: 01/06/2024 Start: 18:55 Finish: 19:04

BMCRC - MRO Championships 2024 - Rnd 4 @ Donington National

Lansdowne Classic Series

RACE 19 - BEST SECTORS

SECTOR 1				SECTOR 2			IDEAL / BEST COMPARISON					
POS	NO	NAME	TIME	NO	NAME	TIME	POS	NO	NAME	IDEAL	BEST	DIFF
									PERFECT LAP	1:22.877		
1	68	RUSSELL	53.643	82	TAYLOR	29.234	1	82	TAYLOR	1:22.915	1:22.915	0.000
2	82	TAYLOR	53.681	68	RUSSELL	29.294	2	68	RUSSELL	1:22.937	1:23.068	0.131
3	137	JACKSON	53.692	56	HEBB	29.467	3	137	JACKSON	1:23.235	1:23.279	0.044
4	56	HEBB	54.545	137	JACKSON	29.543	4	56	HEBB	1:24.012	1:24.181	0.169
5	22	PERKIN	54.684	22	PERKIN	29.631	5	22	PERKIN	1:24.315	1:24.479	0.164
6	501	HIGLETT	54.842	501	HIGLETT	29.653	6	501	HIGLETT	1:24.495	1:24.498	0.003
7	12	BAIN	55.769	12	BAIN	30.194	7	12	BAIN	1:25.963	1:25.963	0.000
8	66	ELLIS	55.902	66	ELLIS	30.244	8	66	ELLIS	1:26.146	1:26.356	0.210
9	78	KEEN	57.475	53	DAWSON	31.082	9	78	KEEN	1:28.681	1:28.681	0.000
10	53	DAWSON	57.888	33	WILLIAMS	31.086	10	53	DAWSON	1:28.970	1:29.071	0.101
11	33	WILLIAMS	57.976	78	KEEN	31.206	11	33	WILLIAMS	1:29.062	1:29.437	0.375
12	49	HANN	57.992	49	HANN	31.571	12	49	HANN	1:29.563	1:29.654	0.091
13	93	THROWER	58.991	17	TONGE	31.595	13	93	THROWER	1:30.916	1:31.374	0.458
14	17	TONGE	59.329	93	THROWER	31.925	14	17	TONGE	1:30.924	1:30.924	0.000
15	51	HOCKING	59.374	51	HOCKING	32.130	15	51	HOCKING	1:31.504	1:31.504	0.000
16	65	PERCH	1:02.311	65	PERCH	33.155	16	65	PERCH	1:35.466	1:35.466	0.000
17	27	BUNNING	1:04.904	27	BUNNING	34.560	17	27	BUNNING	1:39.464	1:39.464	0.000
18	59	HEBB	1:05.038	59	HEBB	34.564	18	59	HEBB	1:39.602	1:39.602	0.000
19	37	RANSLEY	1:08.249	37	RANSLEY	36.318	19	37	RANSLEY	1:44.567	1:45.238	0.671
20												

Weather / Track : Bright / Dry

Donington Park National: 1.9790 miles
Date: 01/06/2024 Start: 18:55 Finish: 19:04

Results can be found at www.tsl-timing.com

Printed - 19:06 Saturday, 01 June 2024

BMCRC - MRO Championships 2024 - Rnd 4 @ Donington National

Lansdowne Classic Series

RACE 19 - STATISTICS

Competitors Started	19
Planned Start	2024-06-01 @ 18:00:00.000
Actual Start	2024-06-01 @ 18:55:47.581
Finish Time	2024-06-01 @ 19:04:11.976
Track Length	1.9790mi.
Total Laps	111
Total Distance Covered	219.6764mi.

Session Fastest Lap History

NO	CL	NAME	LAP TIME	TIME OF DAY	LAP	VEHICLE
82	11A	**Mark TAYLOR**	**1:23.565**	18:58:38.165	2	Norton MANX 500
68	11A	**Michael RUSSELL**	**1:23.355**	18:58:39.903	2	Norton MANX
68	11A	**Michael RUSSELL**	**1:23.068**	19:00:02.970	3	Norton MANX
82	11A	**Mark TAYLOR**	**1:22.915**	19:01:24.523	4	Norton MANX 500

Session Leader History

NO	CL	NAME	FROM LAP	LAPS LED	DISTANCE	VEHICLE
82	11A	**Mark TAYLOR**	1	6	11.83 miles	Norton MANX 500

Flag History

TYPE	TIME OF DAY
GREEN	18:55:47.581
FINISH	19:04:11.976

Flag Statistics

TYPE	COUNT	TOTAL LAPS	TOTAL TIME
Green	1	6	9:48.990
Red	0	0	0.000
Safety Car	0	0	0.000
FCY	0	0	0.000

Weather / Track : Bright / Dry

Donington Park National: 1.9790 miles
Date: 01/06/2024 Start: 18:55 Finish: 19:04

BMCRC - MRO Championships 2024 - Rnd 4 @ Donington National

Lansdowne Classic Series

RACE 19 - STATISTICS

CLASS : 11A

8 Starters

Fastest Lap History

NO	NAME	LAP TIME	TIME OF DAY	LAP	VEHICLE
82	**Mark TAYLOR**	**1:23.565**	18:58:38.165	2	Norton MANX 500
68	**Michael RUSSELL**	**1:23.355**	18:58:39.903	2	Norton MANX
68	**Michael RUSSELL**	**1:23.068**	19:00:02.970	3	Norton MANX
82	**Mark TAYLOR**	**1:22.915**	19:01:24.523	4	Norton MANX 500

Leader History

NO	NAME	FROM LAP	LAPS LED	DISTANCE	VEHICLE
82	**Mark TAYLOR**	1	6	11.83 miles	Norton MANX 500

Weather / Track : Bright / Dry

Donington Park National: 1.9790 miles
Date: 01/06/2024 Start: 18:55 Finish: 19:04

BMCRC - MRO Championships 2024 - Rnd 4 @ Donington National

Lansdowne Classic Series

RACE 19 - STATISTICS

CLASS : 11B

7 Starters

Fastest Lap History

NO	NAME	LAP TIME	TIME OF DAY	LAP	VEHICLE
66	**Rich ELLIS**	**1:26.445**	18:58:46.191	2	Norton MANX
66	**Rich ELLIS**	**1:26.356**	19:00:12.546	3	Norton MANX

Leader History

NO	NAME	FROM LAP	LAPS LED	DISTANCE	VEHICLE
66	**Rich ELLIS**	1	6	11.83 miles	Norton MANX

BMCRC - MRO Championships 2024 - Rnd 4 @ Donington National

Lansdowne Classic Series

RACE 19 - STATISTICS

CLASS : 11D

2 Starters

Fastest Lap History

NO	NAME	LAP TIME	TIME OF DAY	LAP	VEHICLE
49	**Richard HANN**	**1:30.426**	18:58:53.264	2	G50 MANX
49	**Richard HANN**	**1:29.870**	19:00:23.134	3	G50 MANX
49	**Richard HANN**	**1:29.761**	19:01:52.894	4	G50 MANX
49	**Richard HANN**	**1:29.735**	19:03:22.629	5	G50 MANX
49	**Richard HANN**	**1:29.654**	19:04:52.284	6	G50 MANX

Leader History

NO	NAME	FROM LAP	LAPS LED	DISTANCE	VEHICLE
49	**Richard HANN**	1	6	11.83 miles	G50 MANX

Weather / Track : Bright / Dry

Donington Park National: 1.9790 miles
Date: 01/06/2024 Start: 18:55 Finish: 19:04

BMCRC - MRO Championships 2024 - Rnd 4 @ Donington National

Lansdowne Classic Series

RACE 19 - STATISTICS

CLASS : 11C

2 Starters

Fastest Lap History

NO	NAME	LAP TIME	TIME OF DAY	LAP	VEHICLE
59	**David HEBB**	**1:41.229**	18:59:14.596	2	Norton MANX
59	**David HEBB**	**1:40.652**	19:00:55.249	3	Norton MANX
59	**David HEBB**	**1:39.602**	19:04:15.536	5	Norton MANX

Leader History

NO	NAME	FROM LAP	LAPS LED	DISTANCE	VEHICLE
59	**David HEBB**	1	5	9.85 miles	Norton MANX

BMCRC - MRO Championships 2024 - Rnd 4 @ Donington National

Lansdowne Classic Series

RACE 9 - GRID (10 Laps)

ROW 8	24	52	Robin STOKES	23	129	Luke BAILEY	22	631 Angela CRAGG
ROW 7	21	16	Sam RHODES	20	26	Paul STEPHEN	19	37 Clifford RANSLEY 1:45.238
ROW 6	18	59	David HEBB 1:39.602	17	27	Derek BUNNING 1:39.464	16	65 Ken PERCH 1:35.466
ROW 5	15	51	Simon HOCKING 1:31.504	14	93	Martin THROWER 1:31.374	13	17 Stuart TONGE 1:30.924
ROW 4	12	49	Richard HANN 1:29.654	11	33	Alex WILLIAMS 1:29.437	10	53 Richard DAWSON 1:29.071
ROW 3	9	78	Justin KEEN 1:28.681	8	66	Rich ELLIS 1:26.356	7	12 Ian BAIN 1:25.963
ROW 2	6	501	Graham HIGLETT 1:24.498	5	22	Tony PERKIN 1:24.479	4	56 Matthew HEBB 1:24.181
ROW 1	3	137	Daniel JACKSON 1:23.279	2	68	Michael RUSSELL 1:23.068	1	82 Mark TAYLOR 1:22.915

Pole

These results are provisional until the conclusion of any judicial and technical matters.

Donington Park National: 1.9790 miles

Clerk Of Course:	Stewards:	Timekeeper: Craig Smith	

Results can be found at www.tsl-timing.com

Printed - 19:08 Saturday, 01 June 2024

BMCRC - MRO Championships 2024 - Rnd 4 @ Donington National

Lansdowne Classic Series

RACE 9 - CLASSIFICATION

Race Distance: 9 Laps / 17.81 miles

POS	NO	CL	PIC	NAME	ENTRY	LAPS	TIME	GAP	DIFF	MPH	BEST	ON	GRD	↑↓
1	**68**	11A	1	**Michael RUSSELL**	Norton MANX -	**9**	12:32.778			84.99	**1:22.580**	5	2	1
2	**137**	11A	2	**Daniel JACKSON**	Matchless G50 - Team Sigie racing	**9**	12:32.995	**0.217**	0.217	84.97	**1:22.796**	7	3	1
3	**82**	11A	3	**Mark TAYLOR**	Norton MANX 500 -	**9**	12:34.920	**2.142**	1.925	84.75	**1:23.141**	7	1	-2
4	**22**	11A	4	**Tony PERKIN**	NORTON MANX - Geartech	**9**	12:50.073	**17.295**	15.153	83.08	**1:24.565**	2	5	1
5	**56**	11A	5	**Matthew HEBB**	Norton MANX -	**9**	12:50.672	**17.894**	0.599	83.02	**1:24.546**	2	4	-1
6	**12**	11A	6	**Ian BAIN**	Norton MANX -	**9**	12:51.435	**18.657**	0.763	82.94	**1:24.548**	8	7	1
7	**501**	11A	7	**Graham HIGLETT**	Ripley Land Matchless G50 - Ripley Land Racing	**9**	12:53.496	**20.718**	2.061	82.72	**1:24.930**	6	6	-1
8	**53**	11B	1	**Richard DAWSON**	Norton MANX -	**9**	13:21.089	**48.311**	27.593	79.87	**1:27.971**	2	10	2
9	**17**	11B	2	**Stuart TONGE**	NORTON MANX - Stuart Tonge Engineering	**9**	13:44.436	**1:11.658**	23.347	77.61	**1:30.343**	3	13	4
10	**33**	11B	3	**Alex WILLIAMS**	Matchless G50 - Roger Skipp	**9**	13:45.900	**1:13.122**	1.464	77.47	**1:28.935**	8	11	1
11	**93**	11B	4	**Martin THROWER**	Matchless G50 - PDQ Precision Ltd	**9**	13:46.835	**1:14.057**	0.935	77.38	**1:30.198**	2	14	3
12	**26**	11D	1	**Paul STEPHEN**	Norton INTERNATIONAL 40M -	**9**	13:59.010	**1:26.232**	12.175	76.26	**1:31.758**	5	20	8
13	**51**	11B	5	**Simon HOCKING**	Norton MANX -	**9**	13:59.583	**1:26.805**	0.573	76.21	**1:31.621**	5	15	2
14	**49**	11D	2	**Richard HANN**	G50 MANX -	**9**	14:02.157	**1:29.379**	2.574	75.97	**1:31.698**	9	12	-2
15	**65**	11B	6	**Ken PERCH**	Norton MANX -	**8**	12:56.360	**1 Lap**	1 Lap	73.24	**1:35.174**	7	16	1
16	**59**	11C	1	**David HEBB**	Norton MANX -	**8**	13:26.716	**1 Lap**	30.356	70.48	**1:38.312**	8	18	2

FASTEST LAP

68	11A	**Michael RUSSELL**	Norton MANX -	**5**	1:22.580	86.27 mph	138.84 kph
53	11B	**Richard DAWSON**	Norton MANX -	**2**	1:27.971	80.98 mph	130.33 kph
49	11D	**Richard HANN**	G50 MANX -	**9**	1:31.698	77.69 mph	125.04 kph
59	11C	**David HEBB**	Norton MANX -	**8**	1:38.312	72.46 mph	116.62 kph

Comments:
Class 11A - 92.5% of Race Speed = 78.61 mph
Class 11B - 92.5% of Race Speed = 73.87 mph
Class 11D - 92.5% of Race Speed = 70.54 mph
Class 11C - 92.5% of Race Speed = 65.19 mph

Weather / Track : Sunny / Dry
These results are provisional until the conclusion of any judicial and technical matters.

Date: 02/06/2024 Start: 12:37 Finish: 12:49
Donington Park National: 1.9790 miles

Clerk Of Course:	Stewards:	Timekeeper: Craig Smith	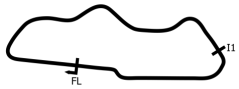

Results can be found at www.tsl-timing.com

Printed - 12:51 Sunday, 02 June 2024

BMCRC - MRO Championships 2024 - Rnd 4 @ Donington National

Lansdowne Classic Series

RACE 9 - LAP CHART

LAP 1 @ 12:38:52.432

NO	BEHIND	LAP TIME
137		1:26.664
82	0.183	1:26.847
68	0.818	1:27.482
22	1.952	1:28.616
56	2.135	1:28.799
12	2.588	1:29.252
501	3.297	1:29.961
53	5.308	1:31.972
93	9.742	1:36.406
17	10.664	1:37.328
49	11.272	1:37.936
26	11.801	1:38.465
51	12.278	1:38.942
65	14.790	1:41.454
33	16.462	1:43.126
59	19.561	1:46.225

LAP 2 @ 12:40:15.895

NO	BEHIND	LAP TIME
82		1:23.280
137	0.009	1:23.472
68	0.933	1:23.578
22	3.054	1:24.565
56	3.218	1:24.546
12	3.776	1:24.651
501	5.382	1:25.548
53	9.816	1:27.971
93	16.477	1:30.198
17	18.440	1:31.239
26	20.935	1:32.597
49	21.516	1:33.707
51	22.094	1:33.279
33	24.268	1:31.269
65	27.016	1:35.689
59	38.056	1:41.958

LAP 3 @ 12:41:39.487

NO	BEHIND	LAP TIME
137		1:23.583
82	0.198	1:23.790
68	0.346	1:23.005
22	4.956	1:25.494
56	5.176	1:25.550
12	5.442	1:25.258
501	6.996	1:25.206
53	14.942	1:28.718
93	23.457	1:30.572
17	25.191	1:30.343
26	29.981	1:32.638
51	30.600	1:32.098
33	30.969	1:30.293
49	31.867	1:33.943
65	40.183	1:36.759
59	55.206	1:40.742

LAP 4 @ 12:43:02.746

NO	BEHIND	LAP TIME
137		1:23.259
68	0.413	1:23.326
82	0.458	1:23.519
56	7.340	1:25.423
22	7.472	1:25.775
12	7.692	1:25.509
501	9.497	1:25.760
53	20.903	1:29.220
93	30.877	1:30.679
17	32.797	1:30.865
26	39.026	1:32.304
33	39.583	1:31.873
51	39.914	1:32.573
49	40.929	1:32.321
65	54.054	1:37.130
59	1:13.241	1:41.294

LAP 5 @ 12:44:25.739

NO	BEHIND	LAP TIME
68		1:22.580
137	0.240	1:23.233
82	0.950	1:23.485
22	9.242	1:24.763
56	9.466	1:25.119
12	10.298	1:25.599
501	11.711	1:25.207
53	26.545	1:28.635
93	38.879	1:30.995
17	40.497	1:30.693
33	46.381	1:29.791
26	47.791	1:31.758
51	48.542	1:31.621
49	50.908	1:32.972
65	1:08.763	1:37.702

LAP 6 @ 12:45:49.617

NO	BEHIND	LAP TIME
68		1:23.878
137	0.133	1:23.771
82	0.575	1:23.503
59	1 Lap	1:39.364
22	10.436	1:25.072
56	10.597	1:25.009
12	11.254	1:24.834
501	12.763	1:24.930
53	31.579	1:28.912
93	46.373	1:31.372
17	47.399	1:30.780
33	51.646	1:29.143
26	56.167	1:32.254
51	56.503	1:31.839
49	1:00.082	1:33.052
65	1:21.807	1:36.922

LAP 7 @ 12:47:12.546

NO	BEHIND	LAP TIME
137		1:22.796
68	0.156	1:23.085
82	0.787	1:23.141
22	13.216	1:25.709
56	13.352	1:25.684
12	14.121	1:25.796
501	15.556	1:25.722
59	1 Lap	1:39.149
53	37.078	1:28.428
93	55.529	1:32.085
17	55.989	1:31.519
33	58.415	1:29.698
26	1:05.424	1:32.186
51	1:06.000	1:32.426
49	1:10.466	1:33.313

LAP 8 @ 12:48:35.760

NO	BEHIND	LAP TIME
68		1:23.058
137	0.138	1:23.352
82	1.380	1:23.807
65	1 Lap	1:35.174
22	14.935	1:24.933
56	15.148	1:25.010
12	15.455	1:24.548
501	17.476	1:25.134
59	1 Lap	1:39.672
53	42.142	1:28.278
17	1:03.504	1:30.729
93	1:03.994	1:31.679
33	1:04.136	1:28.935
26	1:15.977	1:33.767
51	1:16.063	1:33.277
49	1:20.467	1:33.215

LAP 9 @ 12:49:58.546

NO	BEHIND	LAP TIME
68		1:22.786
137	0.217	1:22.865
82	2.142	1:23.548
22	17.295	1:25.146
56	17.894	1:25.532
12	18.657	1:25.988
501	20.718	1:26.028
65	1 Lap	1:35.530
53	48.311	1:28.955
59	1 Lap	1:38.312
17	1:11.658	1:30.940
33	1:13.122	1:31.772
93	1:14.057	1:32.849
26	1:26.232	1:33.041
51	1:26.805	1:33.528
49	1:29.379	1:31.698

Weather / Track : Sunny / Dry

Donington Park National: 1.9790 miles
Date: 02/06/2024 Start: 12:37 Finish: 12:49

Results can be found at www.tsl-timing.com

Printed - 12:51 Sunday, 02 June 2024

BMCRC - MRO Championships 2024 - Rnd 4 @ Donington National

Lansdowne Classic Series

RACE 9 - POSITION CHART

		Lap	1	2	3	4	5	6	7	8	9
No	Name	Pos									
82	TAYLOR	1	137	82	137	137	68	68	137	68	68
68	RUSSELL	2	82	137	82	68	137	137	68	137	137
137	JACKSON	3	68	68	68	82	82	82	82	82	82
56	HEBB	4	22	22	22	56	22	22	22	22	22
22	PERKIN	5	56	56	56	22	56	56	56	56	56
501	HIGLETT	6	12	12	12	12	12	12	12	12	12
12	BAIN	7	501	501	501	501	501	501	501	501	501
53	DAWSON	8	53	53	53	53	53	53	53	53	53
33	WILLIAMS	9	93	93	93	93	93	93	93	17	17
49	HANN	10	17	17	17	17	17	17	17	93	33
17	TONGE	11	49	26	26	26	33	33	33	33	93
93	THROWER	12	26	49	51	33	26	26	26	26	26
51	HOCKING	13	51	51	33	51	51	51	51	51	51
65	PERCH	14	65	33	49	49	49	49	49	49	49
59	HEBB	15	33	65	65	65	65	65	65	65	
26	STEPHEN	16	59	59	59	59	59	59	59	59	

Weather / Track : Sunny / Dry

Donington Park National: 1.9790 miles
Date: 02/06/2024 Start: 12:37 Finish: 12:49

Results can be found at www.tsl-timing.com

Printed - 12:51 Sunday, 02 June 2024

BMCRC - MRO Championships 2024 - Rnd 4 @ Donington National

Lansdowne Classic Series

RACE 9 - SECTOR ANALYSIS

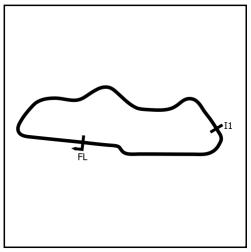

SECTOR 1 = FL to I1, SECTOR 2 = I1 to FL, DIFF = Difference To Personal Best Lap, P = Crossed Finish Line in Pit Lane, D = Time Disallowed

P1 68 11A Michael RUSSELL Norton MANX -

IDEAL LAP TIME : 1:22.384 BEST LAP TIME : 1:22.580 DIFFERENCE : 0.196

LAP	SECTOR 1	SECTOR 2	LAP TIME	MPH	DIFF	TIME OF DAY
1 -		29.839	1:27.482	81.44	4.902	12:38:53.250
2 -	54.063	29.515	1:23.578	85.24	0.998	12:40:16.828
3 -	53.258	29.747	1:23.005 (3)	85.83	0.425	12:41:39.833
4 -	53.973	29.353	1:23.326	85.50	0.746	12:43:03.159
5 -	***53.212***	29.368	***1:22.580 (1)***	***86.27***		***12:44:25.739***
6 -	54.141	29.737	1:23.878	84.94	1.298	12:45:49.617
7 -	53.660	29.425	1:23.085	85.75	0.505	12:47:12.702
8 -	53.660	29.398	1:23.058	85.77	0.478	12:48:35.760
9 -	53.614	***29.172***	1:22.786 (2)	86.06	0.206	12:49:58.546

P2 137 11A Daniel JACKSON Matchless G50 - Team Sigie racing

IDEAL LAP TIME : 1:22.325 BEST LAP TIME : 1:22.796 DIFFERENCE : 0.471

LAP	SECTOR 1	SECTOR 2	LAP TIME	MPH	DIFF	TIME OF DAY
1 -		29.634	1:26.664	82.20	3.868	12:38:52.432
2 -	54.009	29.463	1:23.472	85.35	0.676	12:40:15.904
3 -	53.453	30.130	1:23.583	85.24	0.787	12:41:39.487
4 -	53.883	***29.376***	1:23.259	85.57	0.463	12:43:02.746
5 -	53.246	29.987	1:23.233 (3)	85.59	0.437	12:44:25.979
6 -	54.131	29.640	1:23.771	85.04	0.975	12:45:49.750
7 -	***52.949***	29.847	***1:22.796 (1)***	***86.05***		***12:47:12.546***
8 -	53.661	29.691	1:23.352	85.47	0.556	12:48:35.898
9 -	53.388	29.477	1:22.865 (2)	85.97	0.069	12:49:58.763

P3 82 11A Mark TAYLOR Norton MANX 500 -

IDEAL LAP TIME : 1:23.004 BEST LAP TIME : 1:23.141 DIFFERENCE : 0.137

LAP	SECTOR 1	SECTOR 2	LAP TIME	MPH	DIFF	TIME OF DAY
1 -		30.043	1:26.847	82.03	3.706	12:38:52.615
2 -	***53.411***	29.869	1:23.280 (2)	85.55	0.139	12:40:15.895
3 -	53.713	30.077	1:23.790	85.02	0.649	12:41:39.685
4 -	53.521	29.998	1:23.519	85.30	0.378	12:43:03.204
5 -	53.780	29.705	1:23.485 (3)	85.34	0.344	12:44:26.689
6 -	53.799	29.704	1:23.503	85.32	0.362	12:45:50.192
7 -	53.548	***29.593***	***1:23.141 (1)***	***85.69***		***12:47:13.333***
8 -	54.206	29.601	1:23.807	85.01	0.666	12:48:37.140
9 -	53.773	29.775	1:23.548	85.27	0.407	12:50:00.688

P4 22 11A Tony PERKIN NORTON MANX - Geartech

IDEAL LAP TIME : 1:24.565 BEST LAP TIME : 1:24.565 DIFFERENCE : 0.000

LAP	SECTOR 1	SECTOR 2	LAP TIME	MPH	DIFF	TIME OF DAY
1 -		30.130	1:28.616	80.39	4.051	12:38:54.384
2 -	***54.472***	***30.093***	***1:24.565 (1)***	***84.25***		***12:40:18.949***
3 -	55.218	30.276	1:25.494	83.33	0.929	12:41:44.443
4 -	55.132	30.643	1:25.775	83.06	1.210	12:43:10.218
5 -	54.607	30.156	1:24.763 (2)	84.05	0.198	12:44:34.981
6 -	54.885	30.187	1:25.072	83.74	0.507	12:46:00.053
7 -	55.386	30.323	1:25.709	83.12	1.144	12:47:25.762
8 -	54.731	30.202	1:24.933 (3)	83.88	0.368	12:48:50.695
9 -	55.034	30.112	1:25.146	83.67	0.581	12:50:15.841

Weather / Track : Sunny / Dry

Donington Park National: 1.9790 miles
Date: 02/06/2024 Start: 12:37 Finish: 12:49

BMCRC - MRO Championships 2024 - Rnd 4 @ Donington National

Lansdowne Classic Series

RACE 9 - SECTOR ANALYSIS

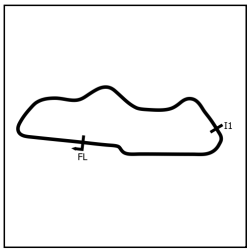

SECTOR 1 = FL to I1, SECTOR 2 = I1 to FL, DIFF = Difference To Personal Best Lap, P = Crossed Finish Line in Pit Lane, D = Time Disallowed

P5 56 11A Matthew HEBB Norton MANX -

IDEAL LAP TIME : 1:24.546 BEST LAP TIME : 1:24.546 DIFFERENCE : 0.000

LAP	SECTOR 1	SECTOR 2	LAP TIME	MPH	DIFF	TIME OF DAY
1 -		30.144	1:28.799	80.23	4.253	12:38:54.567
2 -	***54.609***	***29.937***	***1:24.546 (1)***	***84.26***		***12:40:19.113***
3 -	55.226	30.324	1:25.550	83.28	1.004	12:41:44.663
4 -	55.085	30.338	1:25.423	83.40	0.877	12:43:10.086
5 -	54.996	30.123	1:25.119	83.70	0.573	12:44:35.205
6 -	54.865	30.144	1:25.009 (2)	83.81	0.463	12:46:00.214
7 -	55.006	30.678	1:25.684	83.15	1.138	12:47:25.898
8 -	54.800	30.210	1:25.010 (3)	83.80	0.464	12:48:50.908
9 -	55.336	30.196	1:25.532	83.29	0.986	12:50:16.440

P6 12 11A Ian BAIN Norton MANX -

IDEAL LAP TIME : 1:24.548 BEST LAP TIME : 1:24.548 DIFFERENCE : 0.000

LAP	SECTOR 1	SECTOR 2	LAP TIME	MPH	DIFF	TIME OF DAY
1 -		30.283	1:29.252	79.82	4.704	12:38:55.020
2 -	54.589	30.062	1:24.651 (2)	84.16	0.103	12:40:19.671
3 -	55.151	30.107	1:25.258	83.56	0.710	12:41:44.929
4 -	55.513	29.996	1:25.509	83.32	0.961	12:43:10.438
5 -	55.319	30.280	1:25.599	83.23	1.051	12:44:36.037
6 -	54.763	30.071	1:24.834 (3)	83.98	0.286	12:46:00.871
7 -	55.695	30.101	1:25.796	83.04	1.248	12:47:26.667
8 -	***54.578***	***29.970***	***1:24.548 (1)***	***84.26***		***12:48:51.215***
9 -	55.827	30.161	1:25.988	82.85	1.440	12:50:17.203

P7 501 11A Graham HIGLETT Ripley Land Matchless G50 - Ripley Land Racing

IDEAL LAP TIME : 1:24.925 BEST LAP TIME : 1:24.930 DIFFERENCE : 0.005

LAP	SECTOR 1	SECTOR 2	LAP TIME	MPH	DIFF	TIME OF DAY
1 -		30.551	1:29.961	79.19	5.031	12:38:55.729
2 -	54.947	30.601	1:25.548	83.28	0.618	12:40:21.277
3 -	54.877	***30.329***	1:25.206 (3)	83.61	0.276	12:41:46.483
4 -	55.309	30.451	1:25.760	83.07	0.830	12:43:12.243
5 -	54.860	30.347	1:25.207	83.61	0.277	12:44:37.450
6 -	***54.596***	30.334	***1:24.930 (1)***	***83.88***		***12:46:02.380***
7 -	55.123	30.599	1:25.722	83.11	0.792	12:47:28.102
8 -	54.618	30.516	1:25.134 (2)	83.68	0.204	12:48:53.236
9 -	55.101	30.927	1:26.028	82.81	1.098	12:50:19.264

P8 53 11B Richard DAWSON Norton MANX -

IDEAL LAP TIME : 1:27.869 BEST LAP TIME : 1:27.971 DIFFERENCE : 0.102

LAP	SECTOR 1	SECTOR 2	LAP TIME	MPH	DIFF	TIME OF DAY
1 -		***31.107***	1:31.972	77.46	4.001	12:38:57.740
2 -	56.778	31.193	***1:27.971 (1)***	***80.98***		***12:40:25.711***
3 -	56.964	31.754	1:28.718	80.30	0.747	12:41:54.429
4 -	57.622	31.598	1:29.220	79.85	1.249	12:43:23.649
5 -	57.242	31.393	1:28.635	80.38	0.664	12:44:52.284
6 -	57.189	31.723	1:28.912	80.13	0.941	12:46:21.196
7 -	***56.762***	31.666	1:28.428 (3)	80.56	0.457	12:47:49.624
8 -	56.880	31.398	1:28.278 (2)	80.70	0.307	12:49:17.902
9 -	57.223	31.732	1:28.955	80.09	0.984	12:50:46.857

BMCRC - MRO Championships 2024 - Rnd 4 @ Donington National

Lansdowne Classic Series

RACE 9 - SECTOR ANALYSIS

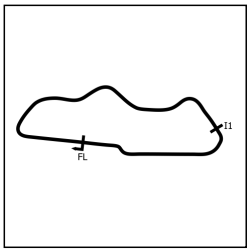

SECTOR 1 = FL to I1, SECTOR 2 = I1 to FL, DIFF = Difference To Personal Best Lap, P = Crossed Finish Line in Pit Lane, D = Time Disallowed

P9 17 11B Stuart TONGE NORTON MANX - Stuart Tonge Engineering

IDEAL LAP TIME : 1:30.172 BEST LAP TIME : 1:30.343 DIFFERENCE : 0.171

LAP	SECTOR 1	SECTOR 2	LAP TIME	MPH	DIFF	TIME OF DAY
1 -		32.198	1:37.328	73.20	6.985	12:39:03.096
2 -	59.256	31.983	1:31.239	78.08	0.896	12:40:34.335
3 -	***58.481***	31.862	***1:30.343*** **(1)**	***78.86***		***12:42:04.678***
4 -	59.111	31.754	1:30.865	78.40	0.522	12:43:35.543
5 -	58.965	31.728	1:30.693 **(2)**	78.55	0.350	12:45:06.236
6 -	58.939	31.841	1:30.780	78.48	0.437	12:46:37.016
7 -	59.410	32.109	1:31.519	77.84	1.176	12:48:08.535
8 -	58.716	32.013	1:30.729 **(3)**	78.52	0.386	12:49:39.264
9 -	59.249	***31.691***	1:30.940	78.34	0.597	12:51:10.204

P10 33 11B Alex WILLIAMS Matchless G50 - Roger Skipp

IDEAL LAP TIME : 1:28.866 BEST LAP TIME : 1:28.935 DIFFERENCE : 0.069

LAP	SECTOR 1	SECTOR 2	LAP TIME	MPH	DIFF	TIME OF DAY
1 -		33.135	1:43.126	69.08	14.191	12:39:08.894
2 -	59.011	32.258	1:31.269	78.06	2.334	12:40:40.163
3 -	58.342	31.951	1:30.293	78.90	1.358	12:42:10.456
4 -	59.846	32.027	1:31.873	77.54	2.938	12:43:42.329
5 -	58.251	31.540	1:29.791	79.34	0.856	12:45:12.120
6 -	57.738	***31.405***	1:29.143 **(2)**	79.92	0.208	12:46:41.263
7 -	57.765	31.933	1:29.698 **(3)**	79.42	0.763	12:48:10.961
8 -	***57.461***	31.474	***1:28.935*** **(1)**	***80.11***		***12:49:39.896***
9 -	1:00.096	31.676	1:31.772	77.63	2.837	12:51:11.668

P11 93 11B Martin THROWER Matchless G50 - PDQ Precision Ltd

IDEAL LAP TIME : 1:29.670 BEST LAP TIME : 1:30.198 DIFFERENCE : 0.528

LAP	SECTOR 1	SECTOR 2	LAP TIME	MPH	DIFF	TIME OF DAY
1 -		32.358	1:36.406	73.90	6.208	12:39:02.174
2 -	***57.447***	32.751	***1:30.198*** **(1)**	***78.98***		***12:40:32.372***
3 -	57.997	32.575	1:30.572 **(2)**	78.66	0.374	12:42:02.944
4 -	58.284	32.395	1:30.679 **(3)**	78.56	0.481	12:43:33.623
5 -	58.073	32.922	1:30.995	78.29	0.797	12:45:04.618
6 -	58.865	32.507	1:31.372	77.97	1.174	12:46:35.990
7 -	59.057	33.028	1:32.085	77.37	1.887	12:48:08.075
8 -	59.456	***32.223***	1:31.679	77.71	1.481	12:49:39.754
9 -	59.924	32.925	1:32.849	76.73	2.651	12:51:12.603

P12 26 11D Paul STEPHEN Norton INTERNATIONAL 40M -

IDEAL LAP TIME : 1:31.402 BEST LAP TIME : 1:31.758 DIFFERENCE : 0.356

LAP	SECTOR 1	SECTOR 2	LAP TIME	MPH	DIFF	TIME OF DAY
1 -		32.586	1:38.465	72.35	6.707	12:39:04.233
2 -	1:00.356	32.241	1:32.597	76.94	0.839	12:40:36.830
3 -	1:00.064	32.574	1:32.638	76.90	0.880	12:42:09.468
4 -	1:00.272	32.032	1:32.304	77.18	0.546	12:43:41.772
5 -	59.790	***31.968***	***1:31.758*** **(1)**	***77.64***		***12:45:13.530***
6 -	***59.434***	32.820	1:32.254 **(3)**	77.22	0.496	12:46:45.784
7 -	59.856	32.330	1:32.186 **(2)**	77.28	0.428	12:48:17.970
8 -	1:00.613	33.154	1:33.767	75.98	2.009	12:49:51.737
9 -	1:00.479	32.562	1:33.041	76.57	1.283	12:51:24.778

BMCRC - MRO Championships 2024 - Rnd 4 @ Donington National

Lansdowne Classic Series

RACE 9 - SECTOR ANALYSIS

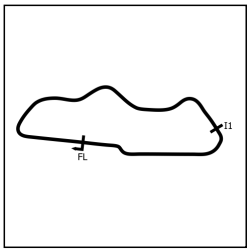

SECTOR 1 = FL to I1, SECTOR 2 = I1 to FL, DIFF = Difference To Personal Best Lap, P = Crossed Finish Line in Pit Lane, D = Time Disallowed

P13 51 11B Simon HOCKING

Norton MANX -

IDEAL LAP TIME : 1:31.145 BEST LAP TIME : 1:31.621 DIFFERENCE : 0.476

LAP	SECTOR 1	SECTOR 2	LAP TIME	MPH	DIFF	TIME OF DAY
1 -		32.628	1:38.942	72.00	7.321	12:39:04.710
2 -	1:00.247	33.032	1:33.279	76.37	1.658	12:40:37.989
3 -	59.988	***32.110***	1:32.098 **(3)**	77.35	0.477	12:42:10.087
4 -	59.973	32.600	1:32.573	76.96	0.952	12:43:42.660
5 -	59.220	32.401	***1:31.621*** **(1)**	***77.76***		***12:45:14.281***
6 -	***59.035***	32.804	1:31.839 **(2)**	77.57	0.218	12:46:46.120
7 -	59.839	32.587	1:32.426	77.08	0.805	12:48:18.546
8 -	1:00.285	32.992	1:33.277	76.38	1.656	12:49:51.823
9 -	1:00.715	32.813	1:33.528	76.17	1.907	12:51:25.351

P14 49 11D Richard HANN

G50 MANX -

IDEAL LAP TIME : 1:31.698 BEST LAP TIME : 1:31.698 DIFFERENCE : 0.000

LAP	SECTOR 1	SECTOR 2	LAP TIME	MPH	DIFF	TIME OF DAY
1 -		33.517	1:37.936	72.74	6.238	12:39:03.704
2 -	1:00.491	33.216	1:33.707	76.03	2.009	12:40:37.411
3 -	1:00.742	33.201	1:33.943	75.84	2.245	12:42:11.354
4 -	59.669	32.652	1:32.321 **(2)**	77.17	0.623	12:43:43.675
5 -	1:00.128	32.844	1:32.972 **(3)**	76.63	1.274	12:45:16.647
6 -	1:00.079	32.973	1:33.052	76.56	1.354	12:46:49.699
7 -	1:00.044	33.269	1:33.313	76.35	1.615	12:48:23.012
8 -	1:00.095	33.120	1:33.215	76.43	1.517	12:49:56.227
9 -	***59.090***	***32.608***	***1:31.698*** **(1)**	***77.69***		***12:51:27.925***

P15 65 11B Ken PERCH

Norton MANX -

IDEAL LAP TIME : 1:35.102 BEST LAP TIME : 1:35.174 DIFFERENCE : 0.072

LAP	SECTOR 1	SECTOR 2	LAP TIME	MPH	DIFF	TIME OF DAY
1 -		33.861	1:41.454	70.22	6.280	12:39:07.222
2 -	1:01.778	33.911	1:35.689 **(3)**	74.45	0.515	12:40:42.911
3 -	1:02.114	34.645	1:36.759	73.63	1.585	12:42:19.670
4 -	1:03.354	33.776	1:37.130	73.35	1.956	12:43:56.800
5 -	1:02.708	34.994	1:37.702	72.92	2.528	12:45:34.502
6 -	1:02.077	34.845	1:36.922	73.50	1.748	12:47:11.424
7 -	***1:01.333***	33.841	***1:35.174*** **(1)**	***74.85***		***12:48:46.598***
8 -	1:01.761	***33.769***	1:35.530 **(2)**	74.58	0.356	12:50:22.128

P16 59 11C David HEBB

Norton MANX -

IDEAL LAP TIME : 1:38.116 BEST LAP TIME : 1:38.312 DIFFERENCE : 0.196

LAP	SECTOR 1	SECTOR 2	LAP TIME	MPH	DIFF	TIME OF DAY
1 -		35.698	1:46.225	67.07	7.913	12:39:11.993
2 -	1:06.394	35.564	1:41.958	69.87	3.646	12:40:53.951
3 -	1:04.813	35.929	1:40.742	70.72	2.430	12:42:34.693
4 -	1:05.708	35.586	1:41.294	70.33	2.982	12:44:15.987
5 -	1:04.639	***34.725***	1:39.364 **(3)**	71.70	1.052	12:45:55.351
6 -	1:03.624	35.525	1:39.149 **(2)**	71.85	0.837	12:47:34.500
7 -	1:04.345	35.327	1:39.672	71.48	1.360	12:49:14.172
8 -	***1:03.391***	34.921	***1:38.312*** **(1)**	***72.46***		***12:50:52.484***

BMCRC - MRO Championships 2024 - Rnd 4 @ Donington National

Lansdowne Classic Series

RACE 9 - BEST SECTORS

SECTOR 1				SECTOR 2			IDEAL / BEST COMPARISON					
POS	NO	NAME	TIME	NO	NAME	TIME	POS	NO	NAME	IDEAL	BEST	DIFF
									PERFECT LAP	1:22.121		
1	137	JACKSON	52.949	68	RUSSELL	29.172	1	137	JACKSON	1:22.325	1:22.796	0.471
2	68	RUSSELL	53.212	137	JACKSON	29.376	2	68	RUSSELL	1:22.384	1:22.580	0.196
3	82	TAYLOR	53.411	82	TAYLOR	29.593	3	82	TAYLOR	1:23.004	1:23.141	0.137
4	22	PERKIN	54.472	56	HEBB	29.937	4	56	HEBB	1:24.546	1:24.546	0.000
5	12	BAIN	54.578	12	BAIN	29.970	5	12	BAIN	1:24.548	1:24.548	0.000
6	501	HIGLETT	54.596	22	PERKIN	30.093	6	22	PERKIN	1:24.565	1:24.565	0.000
7	56	HEBB	54.609	501	HIGLETT	30.329	7	501	HIGLETT	1:24.925	1:24.930	0.005
8	53	DAWSON	56.762	53	DAWSON	31.107	8	53	DAWSON	1:27.869	1:27.971	0.102
9	93	THROWER	57.447	33	WILLIAMS	31.405	9	33	WILLIAMS	1:28.866	1:28.935	0.069
10	33	WILLIAMS	57.461	17	TONGE	31.691	10	93	THROWER	1:29.670	1:30.198	0.528
11	17	TONGE	58.481	26	STEPHEN	31.968	11	17	TONGE	1:30.172	1:30.343	0.171
12	51	HOCKING	59.035	51	HOCKING	32.110	12	51	HOCKING	1:31.145	1:31.621	0.476
13	49	HANN	59.090	93	THROWER	32.223	13	26	STEPHEN	1:31.402	1:31.758	0.356
14	26	STEPHEN	59.434	49	HANN	32.608	14	49	HANN	1:31.698	1:31.698	0.000
15	65	PERCH	1:01.333	65	PERCH	33.769	15	65	PERCH	1:35.102	1:35.174	0.072
16	59	HEBB	1:03.391	59	HEBB	34.725	16	59	HEBB	1:38.116	1:38.312	0.196

Weather / Track : Sunny / Dry

Donington Park National: 1.9790 miles
Date: 02/06/2024 Start: 12:37 Finish: 12:49

Results can be found at www.tsl-timing.com

Printed - 12:51 Sunday, 02 June 2024

BMCRC - MRO Championships 2024 - Rnd 4 @ Donington National

Lansdowne Classic Series

RACE 9 - STATISTICS

Competitors Started	16
Planned Start	2024-06-02 @ 12:05:00.000
Actual Start	2024-06-02 @ 12:37:25.767
Finish Time	2024-06-02 @ 12:49:58.545
Track Length	1.9790mi.
Total Laps	142
Total Distance Covered	281.0275mi.

Session Fastest Lap History

NO	CL	NAME	LAP TIME	TIME OF DAY	LAP	VEHICLE
82	11A	**Mark TAYLOR**	**1:23.280**	12:40:15.895	2	Norton MANX 500
68	11A	**Michael RUSSELL**	**1:23.005**	12:41:39.840	3	Norton MANX
68	11A	**Michael RUSSELL**	**1:22.580**	12:44:25.747	5	Norton MANX

Session Leader History

NO	CL	NAME	FROM LAP	LAPS LED	DISTANCE	VEHICLE
137	11A	**Daniel JACKSON**	1	1	1.94 miles	Matchless G50
82	11A	**Mark TAYLOR**	2	1	1.97 miles	Norton MANX 500
137	11A	**Daniel JACKSON**	3	2	3.95 miles	Matchless G50
68	11A	**Michael RUSSELL**	5	2	3.95 miles	Norton MANX
137	11A	**Daniel JACKSON**	7	1	1.97 miles	Matchless G50
68	11A	**Michael RUSSELL**	8	2	3.95 miles	Norton MANX

Flag History

TYPE	TIME OF DAY
GREEN	12:37:25.767
FINISH	12:49:58.545

Flag Statistics

TYPE	COUNT	TOTAL LAPS	TOTAL TIME
Green	1	9	14:08.059
Red	0	0	0.000
Safety Car	0	0	0.000
FCY	0	0	0.000

Weather / Track : Sunny / Dry

Donington Park National: 1.9790 miles
Date: 02/06/2024 Start: 12:37 Finish: 12:49

BMCRC - MRO Championships 2024 - Rnd 4 @ Donington National

Lansdowne Classic Series

RACE 9 - STATISTICS

CLASS : 11A

7 Starters

Fastest Lap History

NO	NAME	LAP TIME	TIME OF DAY	LAP	VEHICLE
82	**Mark TAYLOR**	**1:23.280**	12:40:15.895	2	Norton MANX 500
68	**Michael RUSSELL**	**1:23.005**	12:41:39.840	3	Norton MANX
68	**Michael RUSSELL**	**1:22.580**	12:44:25.747	5	Norton MANX

Leader History

NO	NAME	FROM LAP	LAPS LED	DISTANCE	VEHICLE
137	**Daniel JACKSON**	1	1	1.94 miles	Matchless G50
82	**Mark TAYLOR**	2	1	1.97 miles	Norton MANX 500
137	**Daniel JACKSON**	3	2	3.95 miles	Matchless G50
68	**Michael RUSSELL**	5	2	3.95 miles	Norton MANX
137	**Daniel JACKSON**	7	1	1.97 miles	Matchless G50
68	**Michael RUSSELL**	8	2	3.95 miles	Norton MANX

Weather / Track : Sunny / Dry

Donington Park National: 1.9790 miles
Date: 02/06/2024 Start: 12:37 Finish: 12:49

BMCRC - MRO Championships 2024 - Rnd 4 @ Donington National

Lansdowne Classic Series

RACE 9 - STATISTICS

CLASS : 11B

6 Starters

Fastest Lap History

NO	NAME	LAP TIME	TIME OF DAY	LAP	VEHICLE
53	**Richard DAWSON**	**1:27.971**	12:40:25.719	2	Norton MANX

Leader History

NO	NAME	FROM LAP	LAPS LED	DISTANCE	VEHICLE
53	**Richard DAWSON**	1	9	17.77 miles	Norton MANX

BMCRC - MRO Championships 2024 - Rnd 4 @ Donington National

Lansdowne Classic Series

RACE 9 - STATISTICS

CLASS : 11D

2 Starters

Fastest Lap History

NO	NAME	LAP TIME	TIME OF DAY	LAP	VEHICLE
26	**Paul STEPHEN**	**1:32.597**	12:40:36.837	2	Norton INTERNATIONAL 40M
26	**Paul STEPHEN**	**1:32.304**	12:43:41.779	4	Norton INTERNATIONAL 40M
26	**Paul STEPHEN**	**1:31.758**	12:45:13.537	5	Norton INTERNATIONAL 40M
49	**Richard HANN**	**1:31.698**	12:51:27.934	9	G50 MANX

Leader History

NO	NAME	FROM LAP	LAPS LED	DISTANCE	VEHICLE
49	**Richard HANN**	1	1	1.94 miles	G50 MANX
26	**Paul STEPHEN**	2	8	15.83 miles	Norton INTERNATIONAL 40M

BMCRC - MRO Championships 2024 - Rnd 4 @ Donington National

Lansdowne Classic Series

RACE 9 - STATISTICS

CLASS : 11C

1 Starters

Fastest Lap History

NO	NAME	LAP TIME	TIME OF DAY	LAP	VEHICLE
59	**David HEBB**	**1:41.958**	12:40:53.961	2	Norton MANX
59	**David HEBB**	**1:40.742**	12:42:34.702	3	Norton MANX
59	**David HEBB**	**1:39.364**	12:45:55.360	5	Norton MANX
59	**David HEBB**	**1:39.149**	12:47:34.510	6	Norton MANX
59	**David HEBB**	**1:38.312**	12:50:52.493	8	Norton MANX

Leader History

NO	NAME	FROM LAP	LAPS LED	DISTANCE	VEHICLE
59	**David HEBB**	1	8	15.79 miles	Norton MANX

BMCRC - MRO Championships 2024 - Rnd 4 @ Donington National

Lansdowne Classic Series

RACE 20 - GRID (8 Laps)

ROW 8	24	52	Robin STOKES	23	129	Luke BAILEY	22	631 Angela CRAGG
ROW 7	21	16	Sam RHODES	20	37	Clifford RANSLEY	19	27 Derek BUNNING
ROW 6	18	78	Justin KEEN	17	66	Rich ELLIS	16	1:38.312 59 David HEBB
ROW 5	15	1:35.174 65	Ken PERCH	14	1:31.758 26	Paul STEPHEN	13	1:31.698 49 Richard HANN
ROW 4	12	1:31.621 51	Simon HOCKING	11	1:30.343 17	Stuart TONGE	10	1:30.198 93 Martin THROWER
ROW 3	9	1:28.935 33	Alex WILLIAMS	8	1:27.971 53	Richard DAWSON	7	1:24.930 501 Graham HIGLETT
ROW 2	6	1:24.565 22	Tony PERKIN	5	1:24.548 12	Ian BAIN	4	1:24.546 56 Matthew HEBB
ROW 1	3	1:23.141 82	Mark TAYLOR	2	1:22.796 137	Daniel JACKSON	1	1:22.580 68 Michael RUSSELL

Pole

These results are provisional until the conclusion of any judicial and technical matters.

Donington Park National: 1.9790 miles

Clerk Of Course:	Stewards:	Timekeeper: Craig Smith	

Results can be found at www.tsl-timing.com

Printed - 12:53 Sunday, 02 June 2024

BMCRC - MRO Championships 2024 - Rnd 4 @ Donington National

Lansdowne Classic Series

RACE 20 - CLASSIFICATION

Race Distance: 8 Laps / 15.83 miles

POS	NO	CL	PIC	NAME	ENTRY	LAPS	TIME	GAP	DIFF	MPH	BEST	ON	GRD	↑↓
1	**68**	11A	1	**Michael RUSSELL**	Norton MANX -	**8**	11:14.153			84.34	**1:23.067**	3	1	0
2	**137**	11A	2	**Daniel JACKSON**	Matchless G50 - Team Sigie racing	**8**	11:14.320	**0.167**	0.167	84.32	**1:22.489**	8	2	0
3	**501**	11A	3	**Graham HIGLETT**	Ripley Land Matchless G50 - Ripley Land Racing	**8**	11:26.745	**12.592**	12.425	82.79	**1:24.753**	3	7	4
4	**22**	11A	4	**Tony PERKIN**	NORTON MANX - Geartech	**8**	11:27.553	**13.400**	0.808	82.70	**1:24.918**	8	6	2
5	**56**	11A	5	**Matthew HEBB**	Norton MANX -	**8**	11:27.730	**13.577**	0.177	82.67	**1:24.349**	2	4	-1
6	**12**	11A	6	**Ian BAIN**	Norton MANX -	**8**	11:29.882	**15.729**	2.152	82.42	**1:25.115**	2	5	-1
7	**53**	11B	1	**Richard DAWSON**	Norton MANX -	**8**	12:04.420	**50.267**	34.538	78.49	**1:29.809**	7	8	1
8	**17**	11B	2	**Stuart TONGE**	NORTON MANX - Stuart Tonge Engineering	**8**	12:09.912	**55.759**	5.492	77.90	**1:29.667**	5	11	3
9	**26**	11D	1	**Paul STEPHEN**	Norton INTERNATIONAL 40M -	**8**	12:16.779	**1:02.626**	6.867	77.17	**1:30.727**	4	14	5
10	**49**	11D	2	**Richard HANN**	G50 MANX -	**8**	12:40.317	**1:26.164**	23.538	74.78	**1:33.709**	6	13	3
11	**65**	11B	3	**Ken PERCH**	Norton MANX -	**7**	11:33.010	**1 Lap**	1 Lap	71.76	**1:36.605**	7	15	4
12	**59**	11C	1	**David HEBB**	Norton MANX -	**7**	11:49.827	**1 Lap**	16.817	70.06	**1:39.572**	7	16	4
13	**37**	11C	2	**Clifford RANSLEY**	Norton MANX - jack gooch	**7**	12:16.591	**1 Lap**	26.764	67.52	**1:42.361**	6	20	7

NOT CLASSIFIED

DNF	**82**	11A		**Mark TAYLOR**	Norton MANX 500 -	**6**	8:29.458	**2 Laps**	1 Lap	83.64	**1:23.746**	4	3	

FASTEST LAP

137	11A	**Daniel JACKSON**	Matchless G50 - Team Sigie racing	**8**	1:22.489	86.37 mph	139.00 kph
17	11B	**Stuart TONGE**	NORTON MANX - Stuart Tonge Engineering	**5**	1:29.667	79.45 mph	127.87 kph
26	11D	**Paul STEPHEN**	Norton INTERNATIONAL 40M -	**4**	1:30.727	78.52 mph	126.37 kph
59	11C	**David HEBB**	Norton MANX -	**7**	1:39.572	71.55 mph	115.15 kph

Comments:
Class 11A - 92.5% of Race Speed = 78.01 mph
Class 11B - 92.5% of Race Speed = 72.60 mph
Class 11D - 92.5% of Race Speed = 71.38 mph
Class 11C - 92.5% of Race Speed = 64.80 mph

Weather / Track : Sunny / Dry
These results are provisional until the conclusion of any judicial and technical matters.

Date: 02/06/2024 Start: 16:37 Finish: 16:48
Donington Park National: 1.9790 miles

Clerk Of Course:	Stewards:	Timekeeper: Craig Smith	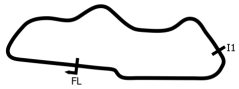

Results can be found at www.tsl-timing.com

Printed - 16:50 Sunday, 02 June 2024

BMCRC - MRO Championships 2024 - Rnd 4 @ Donington National

Lansdowne Classic Series

RACE 20 - LAP CHART

LAP 1 @ 16:38:43.359

NO	BEHIND	LAP TIME
137		1:28.164
68	0.220	1:28.384
82	0.445	1:28.609
56	0.745	1:28.909
22	1.135	1:29.299
501	2.556	1:30.720
12	2.713	1:30.877
53	5.997	1:34.161
17	8.081	1:36.245
26	8.280	1:36.444
49	11.380	1:39.544
65	14.022	1:42.186
59	19.051	1:47.215
37	20.769	1:48.933

LAP 2 @ 16:40:07.362

NO	BEHIND	LAP TIME
137		1:24.003
68	0.400	1:24.183
82	0.700	1:24.258
56	1.091	1:24.349
22	2.284	1:25.152
501	3.687	1:25.134
12	3.825	1:25.115
53	12.133	1:30.139
17	15.482	1:31.404
26	15.681	1:31.404
49	21.980	1:34.603
65	27.939	1:37.920
59	35.648	1:40.600
37	40.663	1:43.897

LAP 3 @ 16:41:30.829

NO	BEHIND	LAP TIME
68		1:23.067
137	0.445	1:23.912
82	1.058	1:23.825
56	3.046	1:25.422
22	4.158	1:25.341
501	4.973	1:24.753
12	5.493	1:25.135
53	19.055	1:30.389
17	22.538	1:30.523
26	23.267	1:31.053
49	33.118	1:34.605
65	43.271	1:38.799
59	52.946	1:40.765
37	1:02.566	1:45.370

LAP 4 @ 16:42:54.951

NO	BEHIND	LAP TIME
68		1:24.122
137	0.352	1:24.029
82	0.682	1:23.746
56	4.973	1:26.049
22	5.564	1:25.528
501	6.400	1:25.549
12	6.680	1:25.309
53	24.922	1:29.989
17	28.612	1:30.196
26	29.872	1:30.727
49	44.200	1:35.204
65	59.542	1:40.393
59	1:09.387	1:40.563

LAP 5 @ 16:44:18.961

NO	BEHIND	LAP TIME
68		1:24.010
137	0.380	1:24.038
37	1 Lap	1:46.183
82	0.741	1:24.069
56	7.055	1:26.092
22	7.459	1:25.905
501	7.545	1:25.155
12	8.066	1:25.396
53	30.825	1:29.913
17	34.269	1:29.667
26	37.197	1:31.335
49	54.372	1:34.182
65	1:14.857	1:39.325

LAP 6 @ 16:45:42.823

NO	BEHIND	LAP TIME
68		1:23.862
137	1.161	1:24.643
82	1.830	1:24.951
59	1 Lap	1:40.820
501	9.093	1:25.410
56	9.195	1:26.002
22	9.625	1:26.028
12	10.657	1:26.453
37	1 Lap	1:44.709
53	36.843	1:29.880
17	40.836	1:30.429
26	45.064	1:31.729
49	1:04.219	1:33.709

LAP 7 @ 16:47:06.241

NO	BEHIND	LAP TIME
68		1:23.418
137	0.785	1:23.042
65	1 Lap	1:37.782
501	10.559	1:24.884
56	11.144	1:25.367
22	11.589	1:25.382
12	13.001	1:25.762
59	1 Lap	1:40.292
37	1 Lap	1:42.361
53	43.234	1:29.809
17	47.911	1:30.493
26	53.750	1:32.104
49	1:14.808	1:34.007

LAP 8 @ 16:48:29.348

NO	BEHIND	LAP TIME
68		1:23.107
137	0.167	1:22.489
501	12.592	1:25.140
22	13.400	1:24.918
56	13.577	1:25.540
12	15.729	1:25.835
65	1 Lap	1:36.605
59	1 Lap	1:39.572
53	50.267	1:30.140
17	55.759	1:30.955
37	1 Lap	1:45.138
26	1:02.626	1:31.983
49	1:26.164	1:34.463

Weather / Track : Sunny / Dry

Donington Park National: 1.9790 miles
Date: 02/06/2024 Start: 16:37 Finish: 16:48

Results can be found at www.tsl-timing.com

Printed - 16:50 Sunday, 02 June 2024

BMCRC - MRO Championships 2024 - Rnd 4 @ Donington National

Lansdowne Classic Series

RACE 20 - POSITION CHART

		Lap	1	2	3	4	5	6	7	8
No	Name	Pos								
68	RUSSELL	1	137	137	68	68	68	68	68	68
137	JACKSON	2	68	68	137	137	137	137	137	137
82	TAYLOR	3	82	82	82	82	82	82	501	501
56	HEBB	4	56	56	56	56	56	501	56	22
12	BAIN	5	22	22	22	22	22	56	22	56
22	PERKIN	6	501	501	501	501	501	22	12	12
501	HIGLETT	7	12	12	12	12	12	12	53	53
53	DAWSON	8	53	53	53	53	53	53	17	17
17	TONGE	9	17	17	17	17	17	17	26	26
49	HANN	10	26	26	26	26	26	26	49	49
26	STEPHEN	11	49	49	49	49	49	49	65	
65	PERCH	12	65	65	65	65	65	65	59	
59	HEBB	13	59	59	59	59	59	59	37	
37	RANSLEY	14	37	37	37	37	37	37		

Weather / Track : Sunny / Dry

Donington Park National: 1.9790 miles
Date: 02/06/2024 Start: 16:37 Finish: 16:48

Results can be found at www.tsl-timing.com

Printed - 16:50 Sunday, 02 June 2024

BMCRC - MRO Championships 2024 - Rnd 4 @ Donington National

Lansdowne Classic Series

RACE 20 - SECTOR ANALYSIS

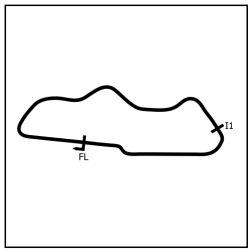

SECTOR 1 = FL to I1, SECTOR 2 = I1 to FL, DIFF = Difference To Personal Best Lap, P = Crossed Finish Line in Pit Lane, D = Time Disallowed

P1 68 11A Michael RUSSELL Norton MANX -

IDEAL LAP TIME : 1:22.936 BEST LAP TIME : 1:23.067 DIFFERENCE : 0.131

LAP	SECTOR 1	SECTOR 2	LAP TIME	MPH	DIFF	TIME OF DAY
1 -		30.297	1:28.384	80.60	5.317	16:38:43.579
2 -	54.228	29.955	1:24.183	84.63	1.116	16:40:07.762
3 -	***53.434***	29.633	***1:23.067 (1)***	***85.76***		***16:41:30.829***
4 -	54.064	30.058	1:24.122	84.69	1.055	16:42:54.951
5 -	54.053	29.957	1:24.010	84.80	0.943	16:44:18.961
6 -	53.755	30.107	1:23.862	84.95	0.795	16:45:42.823
7 -	53.916	***29.502***	1:23.418 (3)	85.40	0.351	16:47:06.241
8 -	53.493	29.614	1:23.107 (2)	85.72	0.040	16:48:29.348

P2 137 11A Daniel JACKSON Matchless G50 - Team Sigie racing

IDEAL LAP TIME : 1:22.489 BEST LAP TIME : 1:22.489 DIFFERENCE : 0.000

LAP	SECTOR 1	SECTOR 2	LAP TIME	MPH	DIFF	TIME OF DAY
1 -		30.321	1:28.164	80.81	5.675	16:38:43.359
2 -	54.015	29.988	1:24.003	84.81	1.514	16:40:07.362
3 -	53.668	30.244	1:23.912 (3)	84.90	1.423	16:41:31.274
4 -	53.585	30.444	1:24.029	84.78	1.540	16:42:55.303
5 -	53.963	30.075	1:24.038	84.77	1.549	16:44:19.341
6 -	53.858	30.785	1:24.643	84.17	2.154	16:45:43.984
7 -	53.520	29.522	1:23.042 (2)	85.79	0.553	16:47:07.026
8 -	***53.328***	***29.161***	***1:22.489 (1)***	***86.37***		***16:48:29.515***

P3 501 11A Graham HIGLETT Ripley Land Matchless G50 - Ripley Land Racing

IDEAL LAP TIME : 1:24.574 BEST LAP TIME : 1:24.753 DIFFERENCE : 0.179

LAP	SECTOR 1	SECTOR 2	LAP TIME	MPH	DIFF	TIME OF DAY
1 -		30.822	1:30.720	78.53	5.967	16:38:45.915
2 -	54.598	30.536	1:25.134 (3)	83.68	0.381	16:40:11.049
3 -	***54.417***	30.336	***1:24.753 (1)***	***84.06***		***16:41:35.802***
4 -	54.845	30.704	1:25.549	83.28	0.796	16:43:01.351
5 -	54.998	***30.157***	1:25.155	83.66	0.402	16:44:26.506
6 -	54.878	30.532	1:25.410	83.41	0.657	16:45:51.916
7 -	54.478	30.406	1:24.884 (2)	83.93	0.131	16:47:16.800
8 -	54.805	30.335	1:25.140	83.68	0.387	16:48:41.940

P4 22 11A Tony PERKIN NORTON MANX - Geartech

IDEAL LAP TIME : 1:24.918 BEST LAP TIME : 1:24.918 DIFFERENCE : 0.000

LAP	SECTOR 1	SECTOR 2	LAP TIME	MPH	DIFF	TIME OF DAY
1 -		30.269	1:29.299	79.78	4.381	16:38:44.494
2 -	55.188	29.964	1:25.152 (2)	83.66	0.234	16:40:09.646
3 -	55.171	30.170	1:25.341 (3)	83.48	0.423	16:41:34.987
4 -	55.114	30.414	1:25.528	83.30	0.610	16:43:00.515
5 -	55.305	30.600	1:25.905	82.93	0.987	16:44:26.420
6 -	56.023	30.005	1:26.028	82.81	1.110	16:45:52.448
7 -	55.315	30.067	1:25.382	83.44	0.464	16:47:17.830
8 -	***55.083***	***29.835***	***1:24.918 (1)***	***83.90***		***16:48:42.748***

P5 56 11A Matthew HEBB Norton MANX -

IDEAL LAP TIME : 1:24.349 BEST LAP TIME : 1:24.349 DIFFERENCE : 0.000

LAP	SECTOR 1	SECTOR 2	LAP TIME	MPH	DIFF	TIME OF DAY
1 -		30.372	1:28.909	80.13	4.560	16:38:44.104
2 -	***54.332***	***30.017***	***1:24.349 (1)***	***84.46***		***16:40:08.453***
3 -	54.711	30.711	1:25.422 (3)	83.40	1.073	16:41:33.875
4 -	55.444	30.605	1:26.049	82.79	1.700	16:42:59.924
5 -	55.354	30.738	1:26.092	82.75	1.743	16:44:26.016
6 -	55.795	30.207	1:26.002	82.84	1.653	16:45:52.018
7 -	54.901	30.466	1:25.367 (2)	83.45	1.018	16:47:17.385
8 -	55.177	30.363	1:25.540	83.29	1.191	16:48:42.925

Weather / Track : Sunny / Dry

Donington Park National: 1.9790 miles
Date: 02/06/2024 Start: 16:37 Finish: 16:48

BMCRC - MRO Championships 2024 - Rnd 4 @ Donington National

Lansdowne Classic Series

RACE 20 - SECTOR ANALYSIS

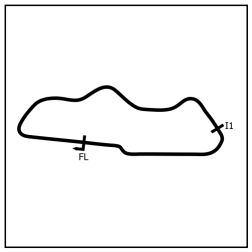

SECTOR 1 = FL to I1, SECTOR 2 = I1 to FL, DIFF = Difference To Personal Best Lap, P = Crossed Finish Line in Pit Lane, D = Time Disallowed

P6 12 11A Ian BAIN

Norton MANX -

IDEAL LAP TIME : 1:24.976 BEST LAP TIME : 1:25.115 DIFFERENCE : 0.139

LAP	SECTOR 1	SECTOR 2	LAP TIME	MPH	DIFF	TIME OF DAY
1 -		30.563	1:30.877	78.39	5.762	16:38:46.072
2 -	54.850	30.265	***1:25.115 (1)***	***83.70***		***16:40:11.187***
3 -	***54.815***	30.320	1:25.135 (2)	83.68	0.020	16:41:36.322
4 -	55.082	30.227	1:25.309 (3)	83.51	0.194	16:43:01.631
5 -	55.022	30.374	1:25.396	83.43	0.281	16:44:27.027
6 -	56.292	***30.161***	1:26.453	82.41	1.338	16:45:53.480
7 -	55.369	30.393	1:25.762	83.07	0.647	16:47:19.242
8 -	55.219	30.616	1:25.835	83.00	0.720	16:48:45.077

P7 53 11B Richard DAWSON

Norton MANX -

IDEAL LAP TIME : 1:29.431 BEST LAP TIME : 1:29.809 DIFFERENCE : 0.378

LAP	SECTOR 1	SECTOR 2	LAP TIME	MPH	DIFF	TIME OF DAY
1 -		***31.695***	1:34.161	75.66	4.352	16:38:49.356
2 -	57.898	32.241	1:30.139	79.04	0.330	16:40:19.495
3 -	57.784	32.605	1:30.389	78.82	0.580	16:41:49.884
4 -	57.913	32.076	1:29.989	79.17	0.180	16:43:19.873
5 -	***57.736***	32.177	1:29.913 (3)	79.23	0.104	16:44:49.786
6 -	57.856	32.024	1:29.880 (2)	79.26	0.071	16:46:19.666
7 -	57.893	31.916	***1:29.809 (1)***	***79.33***		***16:47:49.475***
8 -	58.428	31.712	1:30.140	79.03	0.331	16:49:19.615

P8 17 11B Stuart TONGE

NORTON MANX - Stuart Tonge Engineering

IDEAL LAP TIME : 1:29.667 BEST LAP TIME : 1:29.667 DIFFERENCE : 0.000

LAP	SECTOR 1	SECTOR 2	LAP TIME	MPH	DIFF	TIME OF DAY
1 -		32.217	1:36.245	74.02	6.578	16:38:51.440
2 -	59.389	32.015	1:31.404	77.94	1.737	16:40:22.844
3 -	59.071	31.452	1:30.523	78.70	0.856	16:41:53.367
4 -	58.668	31.528	1:30.196 (2)	78.99	0.529	16:43:23.563
5 -	***58.358***	***31.309***	***1:29.667 (1)***	***79.45***		***16:44:53.230***
6 -	58.468	31.961	1:30.429 (3)	78.78	0.762	16:46:23.659
7 -	58.544	31.949	1:30.493	78.73	0.826	16:47:54.152
8 -	59.267	31.688	1:30.955	78.33	1.288	16:49:25.107

P9 26 11D Paul STEPHEN

Norton INTERNATIONAL 40M -

IDEAL LAP TIME : 1:30.392 BEST LAP TIME : 1:30.727 DIFFERENCE : 0.335

LAP	SECTOR 1	SECTOR 2	LAP TIME	MPH	DIFF	TIME OF DAY
1 -		32.192	1:36.444	73.87	5.717	16:38:51.639
2 -	59.456	31.948	1:31.404	77.94	0.677	16:40:23.043
3 -	59.393	***31.660***	1:31.053 (2)	78.24	0.326	16:41:54.096
4 -	***58.732***	31.995	***1:30.727 (1)***	***78.52***		***16:43:24.823***
5 -	59.224	32.111	1:31.335 (3)	78.00	0.608	16:44:56.158
6 -	59.469	32.260	1:31.729	77.67	1.002	16:46:27.887
7 -	59.891	32.213	1:32.104	77.35	1.377	16:47:59.991
8 -	1:00.103	31.880	1:31.983	77.45	1.256	16:49:31.974

P10 49 11D Richard HANN

G50 MANX -

IDEAL LAP TIME : 1:33.493 BEST LAP TIME : 1:33.709 DIFFERENCE : 0.216

LAP	SECTOR 1	SECTOR 2	LAP TIME	MPH	DIFF	TIME OF DAY
1 -		33.611	1:39.544	71.57	5.835	16:38:54.739
2 -	1:00.672	33.931	1:34.603	75.31	0.894	16:40:29.342
3 -	1:00.952	33.653	1:34.605	75.30	0.896	16:42:03.947
4 -	1:01.263	33.941	1:35.204	74.83	1.495	16:43:39.151
5 -	1:00.754	33.428	1:34.182 (3)	75.64	0.473	16:45:13.333
6 -	***1:00.233***	33.476	***1:33.709 (1)***	***76.02***		***16:46:47.042***
7 -	1:00.747	***33.260***	1:34.007 (2)	75.78	0.298	16:48:21.049
8 -	1:00.579	33.884	1:34.463	75.42	0.754	16:49:55.512

Weather / Track : Sunny / Dry

Donington Park National: 1.9790 miles
Date: 02/06/2024 Start: 16:37 Finish: 16:48

BMCRC - MRO Championships 2024 - Rnd 4 @ Donington National

Lansdowne Classic Series

RACE 20 - SECTOR ANALYSIS

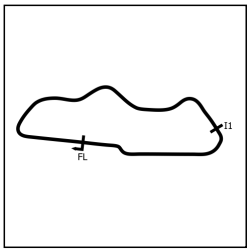

SECTOR 1 = FL to I1, SECTOR 2 = I1 to FL, DIFF = Difference To Personal Best Lap, P = Crossed Finish Line in Pit Lane, D = Time Disallowed

P11 65 11B Ken PERCH

Norton MANX -

IDEAL LAP TIME : 1:36.329 BEST LAP TIME : 1:36.605 DIFFERENCE : 0.276

LAP	SECTOR 1	SECTOR 2	LAP TIME		MPH	DIFF	TIME OF DAY
1 -		35.348	1:42.186		69.72	5.581	16:38:57.381
2 -	***1:02.655***	35.265	1:37.920	**(3)**	72.75	1.315	16:40:35.301
3 -	1:03.805	34.994	1:38.799		72.11	2.194	16:42:14.100
4 -	1:04.778	35.615	1:40.393		70.96	3.788	16:43:54.493
5 -	1:04.125	35.200	1:39.325		71.73	2.720	16:45:33.818
6 -	1:03.829	33.953	1:37.782	**(2)**	72.86	1.177	16:47:11.600
7 -	1:02.931	***33.674***	***1:36.605***	**(1)**	***73.75***		***16:48:48.205***

P12 59 11C David HEBB

Norton MANX -

IDEAL LAP TIME : 1:39.572 BEST LAP TIME : 1:39.572 DIFFERENCE : 0.000

LAP	SECTOR 1	SECTOR 2	LAP TIME		MPH	DIFF	TIME OF DAY
1 -		35.474	1:47.215		66.45	7.643	16:39:02.410
2 -	1:05.109	35.491	1:40.600		70.82	1.028	16:40:43.010
3 -	1:05.276	35.489	1:40.765		70.70	1.193	16:42:23.775
4 -	1:05.290	35.273	1:40.563	**(3)**	70.84	0.991	16:44:04.338
5 -	1:05.147	35.673	1:40.820		70.66	1.248	16:45:45.158
6 -	1:04.462	35.830	1:40.292	**(2)**	71.03	0.720	16:47:25.450
7 -	***1:04.352***	***35.220***	***1:39.572***	**(1)**	***71.55***		***16:49:05.022***

P13 37 11C Clifford RANSLEY

Norton MANX - jack gooch

IDEAL LAP TIME : 1:41.431 BEST LAP TIME : 1:42.361 DIFFERENCE : 0.930

LAP	SECTOR 1	SECTOR 2	LAP TIME		MPH	DIFF	TIME OF DAY
1 -		35.504	1:48.933		65.40	6.572	16:39:04.128
2 -	1:07.714	36.183	1:43.897	**(2)**	68.57	1.536	16:40:48.025
3 -	1:07.841	37.529	1:45.370		67.61	3.009	16:42:33.395
4 -	1:10.738	***35.445***	1:46.183		67.09	3.822	16:44:19.578
5 -	1:07.774	36.935	1:44.709	**(3)**	68.04	2.348	16:46:04.287
6 -	***1:05.986***	36.375	***1:42.361***	**(1)**	***69.60***		***16:47:46.648***
7 -	1:08.662	36.476	1:45.138		67.76	2.777	16:49:31.786

P14 82 11A Mark TAYLOR

Norton MANX 500 -

IDEAL LAP TIME : 1:23.648 BEST LAP TIME : 1:23.746 DIFFERENCE : 0.098

LAP	SECTOR 1	SECTOR 2	LAP TIME		MPH	DIFF	TIME OF DAY
1 -		30.320	1:28.609		80.40	4.863	16:38:43.804
2 -	54.261	29.997	1:24.258		84.55	0.512	16:40:08.062
3 -	53.884	29.941	1:23.825	**(2)**	84.99	0.079	16:41:31.887
4 -	53.927	***29.819***	***1:23.746***	**(1)**	***85.07***		***16:42:55.633***
5 -	***53.829***	30.240	1:24.069	**(3)**	84.74	0.323	16:44:19.702
6 -	54.174	30.777	1:24.951		83.86	1.205	16:45:44.653

Weather / Track : Sunny / Dry

Donington Park National: 1.9790 miles
Date: 02/06/2024 Start: 16:37 Finish: 16:48

BMCRC - MRO Championships 2024 - Rnd 4 @ Donington National

Lansdowne Classic Series

RACE 20 - BEST SECTORS

SECTOR 1				SECTOR 2			IDEAL / BEST COMPARISON					
POS	NO	NAME	TIME	NO	NAME	TIME	POS	NO	NAME	IDEAL	BEST	DIFF
									PERFECT LAP	1:22.489		
1	137	JACKSON	53.328	137	JACKSON	29.161	1	137	JACKSON	1:22.489	1:22.489	0.000
2	68	RUSSELL	53.434	68	RUSSELL	29.502	2	68	RUSSELL	1:22.936	1:23.067	0.131
3	82	TAYLOR	53.829	82	TAYLOR	29.819	3	82	TAYLOR	1:23.648	1:23.746	0.098
4	56	HEBB	54.332	22	PERKIN	29.835	4	56	HEBB	1:24.349	1:24.349	0.000
5	501	HIGLETT	54.417	56	HEBB	30.017	5	501	HIGLETT	1:24.574	1:24.753	0.179
6	12	BAIN	54.815	501	HIGLETT	30.157	6	22	PERKIN	1:24.918	1:24.918	0.000
7	22	PERKIN	55.083	12	BAIN	30.161	7	12	BAIN	1:24.976	1:25.115	0.139
8	53	DAWSON	57.736	17	TONGE	31.309	8	53	DAWSON	1:29.431	1:29.809	0.378
9	17	TONGE	58.358	26	STEPHEN	31.660	9	17	TONGE	1:29.667	1:29.667	0.000
10	26	STEPHEN	58.732	53	DAWSON	31.695	10	26	STEPHEN	1:30.392	1:30.727	0.335
11	49	HANN	1:00.233	49	HANN	33.260	11	49	HANN	1:33.493	1:33.709	0.216
12	65	PERCH	1:02.655	65	PERCH	33.674	12	65	PERCH	1:36.329	1:36.605	0.276
13	59	HEBB	1:04.352	59	HEBB	35.220	13	59	HEBB	1:39.572	1:39.572	0.000
14	37	RANSLEY	1:05.986	37	RANSLEY	35.445	14	37	RANSLEY	1:41.431	1:42.361	0.930

Weather / Track : Sunny / Dry

Donington Park National: 1.9790 miles
Date: 02/06/2024 Start: 16:37 Finish: 16:48

Results can be found at www.tsl-timing.com

Printed - 16:50 Sunday, 02 June 2024

BMCRC - MRO Championships 2024 - Rnd 4 @ Donington National

Lansdowne Classic Series

RACE 20 - STATISTICS

Competitors Started	14
Planned Start	2024-06-02 @ 16:40:00.000
Actual Start	2024-06-02 @ 16:37:15.194
Finish Time	2024-06-02 @ 16:48:29.347
Track Length	1.9790mi.
Total Laps	107
Total Distance Covered	211.7601mi.

Session Fastest Lap History

NO	CL	NAME	LAP TIME	TIME OF DAY	LAP	VEHICLE
137	11A	**Daniel JACKSON**	**1:24.003**	16:40:07.369	2	Matchless G50
68	11A	**Michael RUSSELL**	**1:23.067**	16:41:30.837	3	Norton MANX
137	11A	**Daniel JACKSON**	**1:23.042**	16:47:07.034	7	Matchless G50
137	11A	**Daniel JACKSON**	**1:22.489**	16:48:29.523	8	Matchless G50

Session Leader History

NO	CL	NAME	FROM LAP	LAPS LED	DISTANCE	VEHICLE
137	11A	**Daniel JACKSON**	1	2	3.92 miles	Matchless G50
68	11A	**Michael RUSSELL**	3	6	11.87 miles	Norton MANX

Flag History

TYPE	TIME OF DAY
GREEN	16:37:15.194
FINISH	16:48:29.347

Flag Statistics

TYPE	COUNT	TOTAL LAPS	TOTAL TIME
Green	1	8	12:42.947
Red	0	0	0.000
Safety Car	0	0	0.000
FCY	0	0	0.000

Weather / Track : Sunny / Dry

Donington Park National: 1.9790 miles
Date: 02/06/2024 Start: 16:37 Finish: 16:48

BMCRC - MRO Championships 2024 - Rnd 4 @ Donington National

Lansdowne Classic Series

RACE 20 - STATISTICS

CLASS : 11A

7 Starters

Fastest Lap History

NO	NAME	LAP TIME	TIME OF DAY	LAP	VEHICLE
137	**Daniel JACKSON**	**1:24.003**	16:40:07.369	2	Matchless G50
68	**Michael RUSSELL**	**1:23.067**	16:41:30.837	3	Norton MANX
137	**Daniel JACKSON**	**1:23.042**	16:47:07.034	7	Matchless G50
137	**Daniel JACKSON**	**1:22.489**	16:48:29.523	8	Matchless G50

Leader History

NO	NAME	FROM LAP	LAPS LED	DISTANCE	VEHICLE
137	**Daniel JACKSON**	1	2	3.92 miles	Matchless G50
68	**Michael RUSSELL**	3	6	11.87 miles	Norton MANX

Weather / Track : Sunny / Dry

Donington Park National: 1.9790 miles
Date: 02/06/2024 Start: 16:37 Finish: 16:48

BMCRC - MRO Championships 2024 - Rnd 4 @ Donington National

Lansdowne Classic Series

RACE 20 - STATISTICS

CLASS : 11B

3 Starters

Fastest Lap History

NO	NAME	LAP TIME	TIME OF DAY	LAP	VEHICLE
53	**Richard DAWSON**	**1:30.139**	16:40:19.503	2	Norton MANX
53	**Richard DAWSON**	**1:29.989**	16:43:19.881	4	Norton MANX
53	**Richard DAWSON**	**1:29.913**	16:44:49.794	5	Norton MANX
17	**Stuart TONGE**	**1:29.667**	16:44:53.241	5	NORTON MANX

Leader History

NO	NAME	FROM LAP	LAPS LED	DISTANCE	VEHICLE
53	**Richard DAWSON**	1	8	15.79 miles	Norton MANX

BMCRC - MRO Championships 2024 - Rnd 4 @ Donington National

Lansdowne Classic Series

RACE 20 - STATISTICS

CLASS : 11D

2 Starters

Fastest Lap History

NO	NAME	LAP TIME	TIME OF DAY	LAP	VEHICLE
26	**Paul STEPHEN**	**1:31.404**	16:40:23.050	2	Norton INTERNATIONAL 40M
26	**Paul STEPHEN**	**1:31.053**	16:41:54.103	3	Norton INTERNATIONAL 40M
26	**Paul STEPHEN**	**1:30.727**	16:43:24.831	4	Norton INTERNATIONAL 40M

Leader History

NO	NAME	FROM LAP	LAPS LED	DISTANCE	VEHICLE
26	**Paul STEPHEN**	1	8	15.79 miles	Norton INTERNATIONAL 40M

BMCRC - MRO Championships 2024 - Rnd 4 @ Donington National

Lansdowne Classic Series

RACE 20 - STATISTICS

CLASS : 11C

2 Starters

Fastest Lap History

NO	NAME	LAP TIME	TIME OF DAY	LAP	VEHICLE
59	**David HEBB**	**1:40.600**	16:40:43.018	2	Norton MANX
59	**David HEBB**	**1:40.563**	16:44:04.347	4	Norton MANX
59	**David HEBB**	**1:40.292**	16:47:25.459	6	Norton MANX
59	**David HEBB**	**1:39.572**	16:49:05.031	7	Norton MANX

Leader History

NO	NAME	FROM LAP	LAPS LED	DISTANCE	VEHICLE
59	**David HEBB**	1	7	13.81 miles	Norton MANX