



BMCRC-MRO Championships 2019

**Round 1
Brands Hatch Indy**

9th / 10th March 2019



Results Provided by Timing Solutions Ltd
www.tsl-timing.com

BMCRC-MRO Championships 2019



CHILTON MOTORS LTD
MZ CHAMPIONSHIP



**CHILTON MOTORS 250 MZ & BMCRC
BLUE HAZE 2-STROKE GP**

Brands Hatch Indy Circuit

9th / 10th April 2019



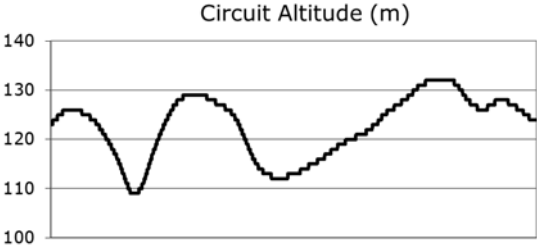
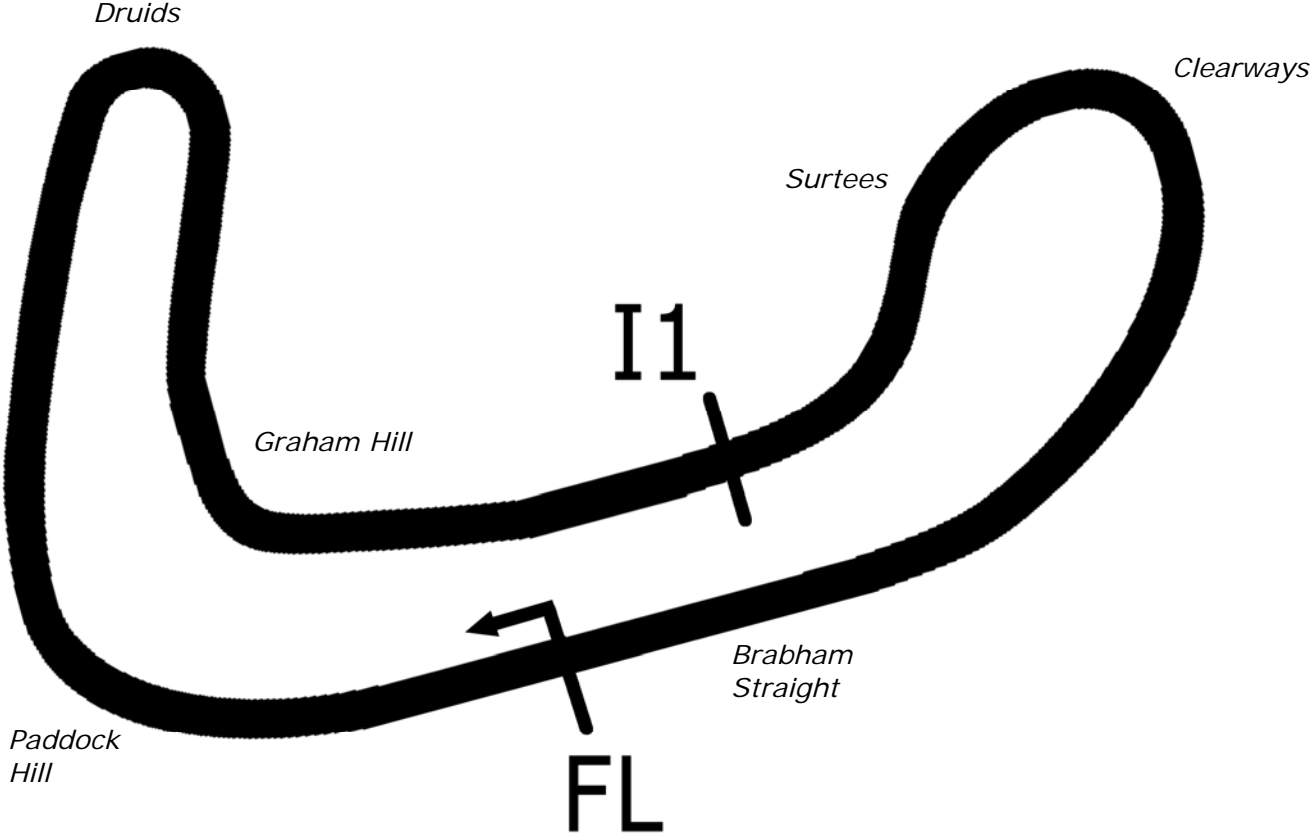
Results Provided by Timing Solutions Ltd
www.tsl-timing.com

Brands Hatch Indy



SPORTS TIMING

TIMING SOLUTIONS LTD



Length	1.2079 miles	1944.0 m	
FL		51.36032 N	0.26032 E
I1	1112m	51.35934 N	0.25955 E
Pit Entry	1669m	51.35911 N	0.25743 E
Pit Exit	26m after FL	51.36027 N	0.26078 E
Pit Entry–Pit Exit 277m, 16.6s @60kph, 12.4s @80kph			

BMCRC - MRO Championships 2019 - Rnd 1 @ Brands Hatch Indy

BMZRC 250MZs & Blue Haze 2-Stroke GP

QUALIFYING - CLASSIFICATION

POS	NO	CL	PIC NAME	ENTRY	TIME	ON	LAPS	GAP	DIFF	MPH
1	53	GP	1 Mark WHITING	Yamaha - Mark whiting	57.256	8	8			75.95
2	75		1 Peter WOODALL	MZ - Core Projects Ltd	59.149	9	9	1.893	1.893	73.51
3	15	GPF	1 Billy PERKINS	Yamaha - Bexhill gearboxes	59.602	11	12	2.346	0.453	72.96
4	71	GPF	2 Richard HICKLING	Aprilia - All the Pickles	59.922	10	11	2.666	0.320	72.57
5	78	GPF	3 Virginia POWER	Kawasaki -	1:00.209	9	13	2.953	0.287	72.22
6	44		2 Robert DESSOY	MZ - Eastern Garage Racing	1:00.465	9	12	3.209	0.256	71.91
7	83	GPF	4 Paul GODBOLD	Yamaha - Hill farm tree services	1:00.498	10	11	3.242	0.033	71.88
8	96		3 Chris KENT	MZ - Buxton Powder Coating / Anglesey Motorbike Club	1:01.337	3	9	4.081	0.839	70.89
9	160	GPF	5 Daniel GOUGH	Yamaha - G Force Motorcycles	1:01.559	10	12	4.303	0.222	70.64
10	85		4 Andrew WALES	MZ - Illuminated Design LTD	1:01.701	8	12	4.445	0.142	70.47
11	127	GPF	6 Richard HAYWARD	Yamaha - Gforce Motorcycles	1:01.774	10	12	4.518	0.073	70.39
12	95		5 Christopher ROGERS	MZ - CB Racing	1:01.799	8	8	4.543	0.025	70.36
13	611	GPF	7 Paul WELCH	Yamaha -	1:01.806	10	10	4.550	0.007	70.35
14	60	GPF	8 Ian READ	Suzuki - MiMS Racing, TSR Vapour Blasting.	1:02.043	2	4	4.787	0.237	70.09
15	11	GPF	9 Gael MACHARD	Aprilia -	1:02.525	6	8	5.269	0.482	69.54
16	30	GPF	10 Neil HEWSON	Suzuki - The Sun Inn, Pickering	1:02.845	12	12	5.589	0.320	69.19
17	113		6 Liam NEWMAN	MZ - Team newman racing	1:03.018	12	12	5.762	0.173	69.00
18	35	GPF	11 Evann PENDRILL	Aprilia -	1:03.546	9	12	6.290	0.528	68.43
19	37	GPF	12 Timothy POWELL	Aprilia -	1:03.784	7	12	6.528	0.238	68.17
20	21	GP	2 Stuart THURTL	Honda -	1:03.820	10	12	6.564	0.036	68.13
21	5		7 Garry SAMETT	MZ - smallmouse	1:03.872	12	12	6.616	0.052	68.08
22	56		8 Russell TURNER	MZ -	1:04.776	11	11	7.520	0.904	67.13
23	3	GP	3 Tom BARRETT	Honda - Aspire Classic Restorations	1:04.947	11	11	7.691	0.171	66.95
24	32		9 John ASHMEAD	MZ -	1:05.007	7	10	7.751	0.060	66.89
25	41		10 Gary WILLIAMS	MZ -	1:05.313	6	8	8.057	0.306	66.58
26	99	GPF	13 Stewart GRICE	Aprilia -	1:05.340	6	8	8.084	0.027	66.55
27	69		11 Alexander MANN	MZ - HS RACING	1:05.477	5	11	8.221	0.137	66.41
28	66		12 Mark VINCENT	MZ - Putoline	1:07.043	6	8	9.787	1.566	64.86
29	67	GPF	14 Mark BAILEY	Yamaha - Gforce motorcycles	1:11.050	9	11	13.794	4.007	61.20
30	62	GPF	15 Steven HUMPHREYS	Yamaha - phoneix racing	1:13.824	6	10	16.568	2.774	58.90
31	17	GPF	16 David PATERSON	Aprilia - Team old Git racing	1:15.336	3	4	18.080	1.512	57.72

Brands Hatch Indy
Circuit Length = 1.2079 miles
Start: 10:16 Flag 10:29 End: 10:30

Weather / Track : Cloudy / Damp

These results are provisional until the conclusion of any judicial and technical matters.

Clerk Of Course :	Timekeeper :
-------------------	--------------

Results can be found at www.tsl-timing.com

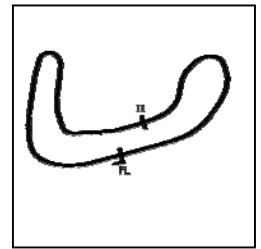
Printed - 10:31 Saturday, 09 March 2019



BMCR - MRO Championships 2019 - Rnd 1 @ Brands Hatch Indy

BMZRC 250MZs & Blue Haze 2-Stroke GP

QUALIFYING - SECTOR ANALYSIS



SECTOR 1 = FL to I1, SECTOR 2 = I1 to FL, DIFF = Difference To Personal Best Lap, P = Crossed Finish Line in Pit Lane, D = Time Disallowed

P1 53 GP		Mark WHITING		Yamaha - Mark whiting			
IDEAL LAP TIME : 57.256		BEST LAP TIME : 57.256		DIFFERENCE : 0.000			
LAP	SECTOR 1	SECTOR 2	LAP TIME	MPH	DIFF	TIME OF DAY	
1 -	39.509	26.468	1:05.977	65.91	8.721	10:18:31.513	
2 -	38.207	23.032	1:01.239	71.01	3.983	10:19:32.752	
3 -	36.010	23.289	59.299	73.33	2.043	10:20:32.051	
4 -	35.613	23.125	58.738 (3)	74.03	1.482	10:21:30.789	
5 -	36.159	23.451	59.610	72.95	2.354	10:22:30.399	
6 -	36.607	23.119	59.726	72.80	2.470	10:23:30.125	
7 -	35.131	23.023	58.154 (2)	74.77	0.898	10:24:28.279	
8 -	34.504	22.752	57.256 (1)	75.95		10:25:25.535	

P2 75		Peter WOODALL		MZ - Core Projects Ltd			
IDEAL LAP TIME : 59.149		BEST LAP TIME : 59.149		DIFFERENCE : 0.000			
LAP	SECTOR 1	SECTOR 2	LAP TIME	MPH	DIFF	TIME OF DAY	
1 -	42.477	28.050	1:10.527	61.65	11.378	10:18:30.152	
2 -	38.371	24.285	1:02.656	69.40	3.507	10:19:32.808	
3 -	37.064	24.316	1:01.380	70.84	2.231	10:20:34.188	
4 -	35.961	23.852	59.813 (3)	72.70	0.664	10:21:34.001	
5 -	36.384	24.123	1:00.507	71.86	1.358	10:22:34.508	
6 -	36.352	23.971	1:00.323	72.08	1.174	10:23:34.831	
7 -	35.673	24.057	59.730 (2)	72.80	0.581	10:24:34.561	
8 -	35.717	24.326	1:00.043	72.42	0.894	10:25:34.604	
9 -	35.395	23.754	59.149 (1)	73.51		10:26:33.753	

P3 15 GPF		Billy PERKINS		Yamaha - Bexhill gearboxes			
IDEAL LAP TIME : 59.602		BEST LAP TIME : 59.602		DIFFERENCE : 0.000			
LAP	SECTOR 1	SECTOR 2	LAP TIME	MPH	DIFF	TIME OF DAY	
1 -	43.444	25.726	1:09.170	62.86	9.568	10:18:40.984	
2 -	39.845	25.489	1:05.334	66.55	5.732	10:19:46.318	
3 -	38.730	24.343	1:03.073	68.94	3.471	10:20:49.391	
4 -	37.806	23.704	1:01.510	70.69	1.908	10:21:50.901	
5 -	37.510	25.438	1:02.948	69.08	3.346	10:22:53.849	
6 -	37.208	23.953	1:01.161	71.10	1.559	10:23:55.010	
7 -	38.197	23.778	1:01.975	70.16	2.373	10:24:56.985	
8 -	37.375	24.530	1:01.905	70.24	2.303	10:25:58.890	
9 -	37.500	24.454	1:01.954	70.19	2.352	10:27:00.844	
10 -	36.395	23.866	1:00.261 (3)	72.16	0.659	10:28:01.105	
11 -	36.099	23.503	59.602 (1)	72.96		10:29:00.707	
12 -	36.435	23.789	1:00.224 (2)	72.20	0.622	10:30:00.931	

P4 71 GPF		Richard HICKLING		Aprilia - All the Pickles			
IDEAL LAP TIME : 59.922		BEST LAP TIME : 59.922		DIFFERENCE : 0.000			
LAP	SECTOR 1	SECTOR 2	LAP TIME	MPH	DIFF	TIME OF DAY	
1 -	41.952	25.899	1:07.851	64.09	7.929	10:18:36.400	
2 -	40.996	26.505	1:07.501	64.42	7.579	10:19:43.901	
3 -	38.505	25.106	1:03.611	68.36	3.689	10:20:47.512	
4 -	36.744	25.275	1:02.019 (3)	70.11	2.097	10:21:49.531	
5 -	37.508	24.820	1:02.328	69.76	2.406	10:22:51.859	
6 -	36.324	25.707	1:02.031	70.10	2.109	10:23:53.890	
7 -	38.255	24.589	1:02.844	69.19	2.922	10:24:56.734	
8 -	39.679	26.234	1:05.913	65.97	5.991	10:26:02.647	
9 -	39.076	24.265	1:03.341	68.65	3.419	10:27:05.988	
10 -	35.761	24.161	59.922 (1)	72.57		10:28:05.910	
11 -	36.845	24.637	1:01.482 (2)	70.72	1.560	10:29:07.392	

P5 78 GPF		Virginia POWER		Kawasaki -			
IDEAL LAP TIME : 59.804		BEST LAP TIME : 1:00.209		DIFFERENCE : 0.405			
LAP	SECTOR 1	SECTOR 2	LAP TIME	MPH	DIFF	TIME OF DAY	

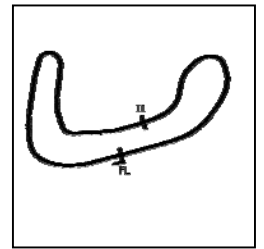
Weather / Track : Cloudy / Damp

Brands Hatch Indy
Circuit Length = 1.2079 miles
Start: 10:16 Flag 10:29 End: 10:30

BMCRC - MRO Championships 2019 - Rnd 1 @ Brands Hatch Indy

BMZRC 250MZs & Blue Haze 2-Stroke GP

QUALIFYING - SECTOR ANALYSIS



SECTOR 1 = FL to I1, SECTOR 2 = I1 to FL, DIFF = Difference To Personal Best Lap, P = Crossed Finish Line in Pit Lane, D = Time Disallowed

1 -	41.409	25.480	1:06.889	65.01	6.680	10:18:17.651
2 -	39.195	24.751	1:03.946	68.00	3.737	10:19:21.597
3 -	38.768	24.807	1:03.575	68.40	3.366	10:20:25.172
4 -	38.543	26.092	1:04.635	67.27	4.426	10:21:29.807
5 -	38.722	23.695	1:02.417	69.67	2.208	10:22:32.224
6 -	37.994	23.502	1:01.496	70.71	1.287	10:23:33.720
7 -	37.246	23.838	1:01.084	71.19	0.875	10:24:34.804
8 -	36.548	23.670	1:00.218 (2)	72.21	0.009	10:25:35.022
9 -	36.302	23.907	1:00.209 (1)	72.22		10:26:35.231
10 -	36.848	25.879	1:02.727	69.32	2.518	10:27:37.958
11 -	36.606	23.633	1:00.239 (3)	72.18	0.030	10:28:38.197
12 -	36.371	23.919	1:00.290	72.12	0.081	10:29:38.487
13 -	38.294	23.799	1:02.093	70.03	1.884	10:30:40.580

P6	44	Robert DESOY	MZ - Eastern Garage Racing
IDEAL LAP TIME :	1:00.242	BEST LAP TIME :	1:00.465
		DIFFERENCE :	0.223

LAP	SECTOR 1	SECTOR 2	LAP TIME	MPH	DIFF	TIME OF DAY
1 -	42.681	27.928	1:10.609	61.58	10.144	10:18:29.949
2 -	43.052	26.810	1:09.862	62.24	9.397	10:19:39.811
3 -	40.214	24.937	1:05.151	66.74	4.686	10:20:44.962
4 -	38.972	25.371	1:04.343	67.58	3.878	10:21:49.305
5 -	46.863	25.046	1:11.909	60.47	11.444	10:23:01.214
6 -	36.809	24.192	1:01.001 (3)	71.28	0.536	10:24:02.215
7 -	36.845	30.304	1:07.149	64.76	6.684	10:25:09.364
8 -	41.549	24.357	1:05.906	65.98	5.441	10:26:15.270
9 -	36.050	24.415	1:00.465 (1)	71.91		10:27:15.735
10 -	36.474	24.535	1:01.009	71.27	0.544	10:28:16.744
11 -	36.469	24.275	1:00.744 (2)	71.58	0.279	10:29:17.488
12 -	42.401	29.544	1:11.945	60.44	11.480	10:30:29.433

P7	83 GPF	Paul GODBOLD	Yamaha - Hill farm tree services
IDEAL LAP TIME :	1:00.302	BEST LAP TIME :	1:00.498
		DIFFERENCE :	0.196

LAP	SECTOR 1	SECTOR 2	LAP TIME	MPH	DIFF	TIME OF DAY
1 -	42.256	27.140	1:09.396	62.66	8.898	10:18:32.396
2 -	39.041	24.759	1:03.800	68.15	3.302	10:19:36.196
3 -	39.203	25.261	1:04.464	67.45	3.966	10:20:40.660
4 -	37.470	24.132	1:01.602	70.59	1.104	10:21:42.262
5 -	37.324	24.157	1:01.481 (3)	70.73	0.983	10:22:43.743
6 -	37.454	24.247	1:01.701	70.47	1.203	10:23:45.444
7 -	38.273	25.004	1:03.277	68.72	2.779	10:24:48.721
8 -	37.470	24.138	1:01.608	70.58	1.110	10:25:50.329
9 -	36.809	23.915	1:00.724 (2)	71.61	0.226	10:26:51.053
10 -	36.387	24.111	1:00.498 (1)	71.88		10:27:51.551
11 -	36.754	25.280	1:02.034	70.10	1.536	10:28:53.585

P8	96	Chris KENT	MZ - Buxton Powder Coating / Anglesey Motorbike Club
IDEAL LAP TIME :	1:01.189	BEST LAP TIME :	1:01.337
		DIFFERENCE :	0.148

LAP	SECTOR 1	SECTOR 2	LAP TIME	MPH	DIFF	TIME OF DAY
1 -	40.310	25.653	1:05.963	65.92	4.626	10:18:13.302
2 -	37.053	24.544	1:01.597	70.59	0.260	10:19:14.899
3 -	36.891	24.446	1:01.337 (1)	70.89		10:20:16.236
4 -	38.520	24.749	1:03.269	68.73	1.932	10:21:19.505
5 -	38.909	24.600	1:03.509	68.47	2.172	10:22:23.014
6 -	37.225	24.298	1:01.523 (2)	70.68	0.186	10:23:24.537
7 -	36.946	24.584	1:01.530 (3)	70.67	0.193	10:24:26.067
8 -	36.994	24.624	1:01.618	70.57	0.281	10:25:27.685
9 -	37.246	24.715	1:01.961	70.18	0.624	10:26:29.646

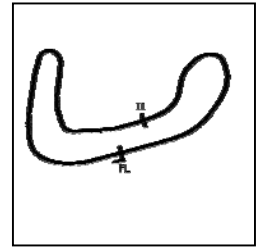
Weather / Track : Cloudy / Damp

Brands Hatch Indy
Circuit Length = 1.2079 miles
Start: 10:16 Flag 10:29 End: 10:30

BMCR - MRO Championships 2019 - Rnd 1 @ Brands Hatch Indy

BMZRC 250MZs & Blue Haze 2-Stroke GP

QUALIFYING - SECTOR ANALYSIS



SECTOR 1 = FL to I1, SECTOR 2 = I1 to FL, DIFF = Difference To Personal Best Lap, P = Crossed Finish Line in Pit Lane, D = Time Disallowed

P9 160 GPF Daniel GOUGH			Yamaha - G Force Motorcycles			
IDEAL LAP TIME : 1:01.528		BEST LAP TIME : 1:01.559		DIFFERENCE : 0.031		
LAP	SECTOR 1	SECTOR 2	LAP TIME	MPH	DIFF	TIME OF DAY
1 -	42.277	28.035	1:10.312	61.84	8.753	10:18:32.364
2 -	39.789	25.205	1:04.994	66.90	3.435	10:19:37.358
3 -	38.919	25.228	1:04.147	67.79	2.588	10:20:41.505
4 -	39.050	24.674	1:03.724	68.24	2.165	10:21:45.229
5 -	37.880	24.521	1:02.401 (3)	69.68	0.842	10:22:47.630
6 -	38.956	26.197	1:05.153	66.74	3.594	10:23:52.783
7 -	38.226	24.610	1:02.836	69.20	1.277	10:24:55.619
8 -	38.449	24.892	1:03.341	68.65	1.782	10:25:58.960
9 -	38.385	25.280	1:03.665	68.30	2.106	10:27:02.625
10 -	37.269	24.290	1:01.559 (1)	70.64		10:28:04.184
11 -	38.470	24.346	1:02.816	69.22	1.257	10:29:07.000
12 -	37.238	25.130	1:02.368 (2)	69.72	0.809	10:30:09.368

P10 85 Andrew WALES			MZ - Illuminated Design LTD			
IDEAL LAP TIME : 1:01.594		BEST LAP TIME : 1:01.701		DIFFERENCE : 0.107		
LAP	SECTOR 1	SECTOR 2	LAP TIME	MPH	DIFF	TIME OF DAY
1 -	40.542	25.698	1:06.240	65.64	4.539	10:18:20.961
2 -	38.143	25.338	1:03.481	68.50	1.780	10:19:24.442
3 -	37.539	24.751	1:02.290	69.81	0.589	10:20:26.732
4 -	37.598	25.856	1:03.454	68.53	1.753	10:21:30.186
5 -	41.086	25.993	1:07.079	64.82	5.378	10:22:37.265
6 -	37.538	25.812	1:03.350	68.64	1.649	10:23:40.615
7 -	37.237	24.826	1:02.063 (3)	70.06	0.362	10:24:42.678
8 -	36.843	24.858	1:01.701 (1)	70.47		10:25:44.379
9 -	36.982	24.935	1:01.917 (2)	70.23	0.216	10:26:46.296
10 -	38.215	28.369	1:06.584	65.31	4.883	10:27:52.880
11 -	40.973	25.179	1:06.152	65.73	4.451	10:28:59.032
12 -	37.532	25.066	1:02.598	69.46	0.897	10:30:01.630

P11 127 GPF Richard HAYWARD			Yamaha - Gforce Motorcycles			
IDEAL LAP TIME : 1:01.638		BEST LAP TIME : 1:01.774		DIFFERENCE : 0.136		
LAP	SECTOR 1	SECTOR 2	LAP TIME	MPH	DIFF	TIME OF DAY
1 -	42.340	28.156	1:10.496	61.68	8.722	10:18:33.297
2 -	40.968	25.322	1:06.290	65.59	4.516	10:19:39.587
3 -	37.543	24.818	1:02.361 (3)	69.73	0.587	10:20:41.948
4 -	39.000	24.623	1:03.623	68.34	1.849	10:21:45.571
5 -	37.945	24.686	1:02.631	69.43	0.857	10:22:48.202
6 -	38.004	26.237	1:04.241	67.69	2.467	10:23:52.443
7 -	38.165	24.729	1:02.894	69.14	1.120	10:24:55.337
8 -	38.216	25.158	1:03.374	68.61	1.600	10:25:58.711
9 -	38.239	25.613	1:03.852	68.10	2.078	10:27:02.563
10 -	37.509	24.265	1:01.774 (1)	70.39		10:28:04.337
11 -	37.373	24.597	1:01.970 (2)	70.17	0.196	10:29:06.307
12 -	37.577	25.281	1:02.858	69.18	1.084	10:30:09.165

P12 95 Christopher ROGERS			MZ - CB Racing			
IDEAL LAP TIME : 1:01.652		BEST LAP TIME : 1:01.799		DIFFERENCE : 0.147		
LAP	SECTOR 1	SECTOR 2	LAP TIME	MPH	DIFF	TIME OF DAY
1 -	40.420	25.312	1:05.732	66.15	3.933	10:18:17.188
2 -	38.328	24.954	1:03.282	68.71	1.483	10:19:20.470
3 -	38.175	24.908	1:03.083	68.93	1.284	10:20:23.553
4 -	37.650	24.714	1:02.364 (3)	69.72	0.565	10:21:25.917
5 -	38.807	25.016	1:03.823	68.13	2.024	10:22:29.740
6 -	38.796	24.586	1:03.382	68.60	1.583	10:23:33.122
7 -	37.536	24.573	1:02.109 (2)	70.01	0.310	10:24:35.231
8 -	37.079	24.720	1:01.799 (1)	70.36		10:25:37.030

Weather / Track : Cloudy / Damp

Brands Hatch Indy
Circuit Length = 1.2079 miles
Start: 10:16 Flag 10:29 End: 10:30

BMCR - MRO Championships 2019 - Rnd 1 @ Brands Hatch Indy

BMZRC 250MZs & Blue Haze 2-Stroke GP

QUALIFYING - SECTOR ANALYSIS



SECTOR 1 = FL to I1, SECTOR 2 = I1 to FL, DIFF = Difference To Personal Best Lap, P = Crossed Finish Line in Pit Lane, D = Time Disallowed

P13 611 GPF Paul WELCH			Yamaha -			
IDEAL LAP TIME : 1:01.806		BEST LAP TIME : 1:01.806		DIFFERENCE : 0.000		
LAP	SECTOR 1	SECTOR 2	LAP TIME	MPH	DIFF	TIME OF DAY
1 -	42.436	26.335	1:08.771	63.23	6.965	10:18:30.117
2 -	41.056	25.175	1:06.231	65.65	4.425	10:19:36.348
3 -	39.232	25.600	1:04.832	67.07	3.026	10:20:41.180
4 -	38.573	24.703	1:03.276	68.72	1.470	10:21:44.456
5 -	38.218	24.620	1:02.838 (3)	69.20	1.032	10:22:47.294
6 -	38.347	26.578	1:04.925	66.97	3.119	10:23:52.219
7 -	37.919	24.609	1:02.528 (2)	69.54	0.722	10:24:54.747
8 -	38.862	24.746	1:03.608	68.36	1.802	10:25:58.355
9 -	38.158	25.450	1:03.608	68.36	1.802	10:27:01.963
10 -	37.249	24.557	1:01.806 (1)	70.35		10:28:03.769

P14 60 GPF Ian READ			Suzuki - MiMS Racing, TSR Vapour Blasting.			
IDEAL LAP TIME : 1:02.043		BEST LAP TIME : 1:02.043		DIFFERENCE : 0.000		
LAP	SECTOR 1	SECTOR 2	LAP TIME	MPH	DIFF	TIME OF DAY
1 -	39.431	25.747	1:05.178	66.71	3.135	10:18:19.864
2 -	37.360	24.683	1:02.043 (1)	70.09		10:19:21.907
3 -	38.154	24.959	1:03.113 (2)	68.90	1.070	10:20:25.020
4 -	38.512	25.893	1:04.405 (3)	67.51	2.362	10:21:29.425

P15 11 GPF Gael MACHARD			Aprilia -			
IDEAL LAP TIME : 1:02.525		BEST LAP TIME : 1:02.525		DIFFERENCE : 0.000		
LAP	SECTOR 1	SECTOR 2	LAP TIME	MPH	DIFF	TIME OF DAY
1 -	44.892	28.666	1:13.558	59.11	11.033	10:18:32.936
2 -	43.593	26.500	1:10.093	62.04	7.568	10:19:43.029
3 -	40.618	25.417	1:06.035	65.85	3.510	10:20:49.064
4 -	39.184	24.515	1:03.699 (2)	68.26	1.174	10:21:52.763
5 -	39.227	25.177	1:04.404	67.52	1.879	10:22:57.167
6 -	38.386	24.139	1:02.525 (1)	69.54		10:23:59.692
7 -	39.339	26.052	1:05.391	66.50	2.866	10:25:05.083
8 -	39.162	25.009	1:04.171 (3)	67.76	1.646	10:26:09.254

P16 30 GPF Neil HEWSON			Suzuki - The Sun Inn, Pickering			
IDEAL LAP TIME : 1:02.500		BEST LAP TIME : 1:02.845		DIFFERENCE : 0.345		
LAP	SECTOR 1	SECTOR 2	LAP TIME	MPH	DIFF	TIME OF DAY
1 -	45.369	26.632	1:12.001	60.39	9.156	10:18:24.860
2 -	41.565	25.432	1:06.997	64.90	4.152	10:19:31.857
3 -	39.053	24.890	1:03.943	68.00	1.098	10:20:35.800
4 -	39.008	24.972	1:03.980	67.96	1.135	10:21:39.780
5 -	38.755	25.142	1:03.897	68.05	1.052	10:22:43.677
6 -	40.297	24.822	1:05.119	66.77	2.274	10:23:48.796
7 -	38.376	25.232	1:03.608	68.36	0.763	10:24:52.404
8 -	38.526	24.977	1:03.503 (3)	68.47	0.658	10:25:55.907
9 -	40.252	26.061	1:06.313	65.57	3.468	10:27:02.220
10 -	38.925	24.444	1:03.369 (2)	68.62	0.524	10:28:05.589
11 -	38.860	24.739	1:03.599	68.37	0.754	10:29:09.188
12 -	38.056	24.789	1:02.845 (1)	69.19		10:30:12.033

P17 113 Liam NEWMAN			MZ - Team newman racing			
IDEAL LAP TIME : 1:02.842		BEST LAP TIME : 1:03.018		DIFFERENCE : 0.176		
LAP	SECTOR 1	SECTOR 2	LAP TIME	MPH	DIFF	TIME OF DAY
1 -	42.330	28.347	1:10.677	61.52	7.659	10:18:33.514
2 -	49.466	25.908	1:15.374	57.69	12.356	10:19:48.888
3 -	41.211	26.123	1:07.334	64.58	4.316	10:20:56.222
4 -	39.991	25.716	1:05.707	66.18	2.689	10:22:01.929
5 -	39.757	25.885	1:05.642	66.24	2.624	10:23:07.571
6 -	38.263	26.157	1:04.420	67.50	1.402	10:24:11.991

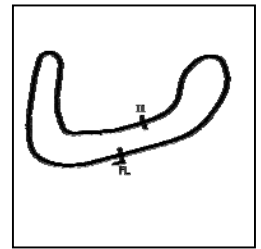
Weather / Track : Cloudy / Damp

Brands Hatch Indy
Circuit Length = 1.2079 miles
Start: 10:16 Flag 10:29 End: 10:30

BMCRC - MRO Championships 2019 - Rnd 1 @ Brands Hatch Indy

BMZRC 250MZs & Blue Haze 2-Stroke GP

QUALIFYING - SECTOR ANALYSIS



SECTOR 1 = FL to I1, SECTOR 2 = I1 to FL, DIFF = Difference To Personal Best Lap, P = Crossed Finish Line in Pit Lane, D = Time Disallowed

7 -	38.484	25.348	1:03.832	68.12	0.814	10:25:15.823
8 -	38.589	25.850	1:04.439	67.48	1.421	10:26:20.262
9 -	38.582	25.195	1:03.777	68.18	0.759	10:27:24.039
10 -	38.224	25.536	1:03.760 (3)	68.20	0.742	10:28:27.799
11 -	38.216	25.024	1:03.240 (2)	68.76	0.222	10:29:31.039
12 -	37.818	25.200	1:03.018 (1)	69.00		10:30:34.057

P18 35 GPF Evann PENDRILL			Aprilia -			
IDEAL LAP TIME : 1:03.306		BEST LAP TIME : 1:03.546	DIFFERENCE : 0.240			
LAP	SECTOR 1	SECTOR 2	LAP TIME	MPH	DIFF	TIME OF DAY
1 -	46.939	26.671	1:13.610	59.07	10.064	10:18:41.542
2 -	41.549	26.865	1:08.414	63.56	4.868	10:19:49.956
3 -	41.210	26.610	1:07.820	64.11	4.274	10:20:57.776
4 -	39.692	25.632	1:05.324	66.56	1.778	10:22:03.100
5 -	41.286	25.767	1:07.053	64.85	3.507	10:23:10.153
6 -	39.247	25.326	1:04.573	67.34	1.027	10:24:14.726
7 -	38.838	25.330	1:04.168	67.76	0.622	10:25:18.894
8 -	39.393	25.102	1:04.495	67.42	0.949	10:26:23.389
9 -	39.078	24.468	1:03.546 (1)	68.43		10:27:26.935
10 -	39.397	24.740	1:04.137 (3)	67.80	0.591	10:28:31.072
11 -	40.352	25.193	1:05.545	66.34	1.999	10:29:36.617
12 -	39.112	24.724	1:03.836 (2)	68.12	0.290	10:30:40.453

P19 37 GPF Timothy POWELL			Aprilia -			
IDEAL LAP TIME : 1:03.784		BEST LAP TIME : 1:03.784	DIFFERENCE : 0.000			
LAP	SECTOR 1	SECTOR 2	LAP TIME	MPH	DIFF	TIME OF DAY
1 -	48.014	28.696	1:16.710	56.68	12.926	10:18:32.622
2 -	45.076	26.795	1:11.871	60.50	8.087	10:19:44.493
3 -	42.735	25.719	1:08.454	63.52	4.670	10:20:52.947
4 -	40.948	25.378	1:06.326	65.56	2.542	10:21:59.273
5 -	39.989	25.030	1:05.019	66.88	1.235	10:23:04.292
6 -	40.009	25.057	1:05.066	66.83	1.282	10:24:09.358
7 -	39.186	24.598	1:03.784 (1)	68.17		10:25:13.142
8 -	40.203	25.344	1:05.547	66.34	1.763	10:26:18.689
9 -	39.438	25.254	1:04.692 (3)	67.22	0.908	10:27:23.381
10 -	40.614	24.874	1:05.488	66.40	1.704	10:28:28.869
11 -	40.850	24.801	1:05.651	66.23	1.867	10:29:34.520
12 -	39.504	24.742	1:04.246 (2)	67.68	0.462	10:30:38.766

P20 21 GP Stuart THURTLÉ			Honda -			
IDEAL LAP TIME : 1:03.770		BEST LAP TIME : 1:03.820	DIFFERENCE : 0.050			
LAP	SECTOR 1	SECTOR 2	LAP TIME	MPH	DIFF	TIME OF DAY
1 -	44.524	27.835	1:12.359	60.09	8.539	10:18:29.550
2 -	40.431	25.463	1:05.894	65.99	2.074	10:19:35.444
3 -	39.656	25.921	1:05.577	66.31	1.757	10:20:41.021
4 -	41.427	25.783	1:07.210	64.70	3.390	10:21:48.231
5 -	39.892	25.434	1:05.326	66.56	1.506	10:22:53.557
6 -	39.726	25.490	1:05.216 (3)	66.68	1.396	10:23:58.773
7 -	39.944	25.880	1:05.824	66.06	2.004	10:25:04.597
8 -	39.002	25.255	1:04.257 (2)	67.67	0.437	10:26:08.854
9 -	40.048	25.375	1:05.423	66.46	1.603	10:27:14.277
10 -	39.052	24.768	1:03.820 (1)	68.13		10:28:18.097
11 -	39.886	25.459	1:05.345	66.54	1.525	10:29:23.442
12 -	41.354	26.213	1:07.567	64.35	3.747	10:30:31.009

P21 5 Garry SAMETT			MZ - smallmouse			
IDEAL LAP TIME : 1:03.828		BEST LAP TIME : 1:03.872	DIFFERENCE : 0.044			
LAP	SECTOR 1	SECTOR 2	LAP TIME	MPH	DIFF	TIME OF DAY
1 -	45.095	27.130	1:12.225	60.20	8.353	10:18:39.392
2 -	42.045	26.746	1:08.791	63.21	4.919	10:19:48.183

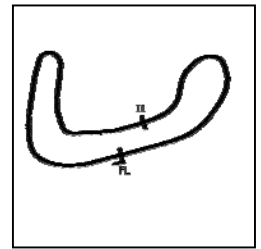
Weather / Track : Cloudy / Damp

Brands Hatch Indy
Circuit Length = 1.2079 miles
Start: 10:16 Flag 10:29 End: 10:30

BMCRC - MRO Championships 2019 - Rnd 1 @ Brands Hatch Indy

BMZRC 250MZs & Blue Haze 2-Stroke GP

QUALIFYING - SECTOR ANALYSIS



SECTOR 1 = FL to I1, SECTOR 2 = I1 to FL, DIFF = Difference To Personal Best Lap, P = Crossed Finish Line in Pit Lane, D = Time Disallowed

3 -	41.444	25.862	1:07.306	64.60	3.434	10:20:55.489
4 -	40.253	25.796	1:06.049	65.83	2.177	10:22:01.538
5 -	39.564	25.905	1:05.469	66.42	1.597	10:23:07.007
6 -	39.194	26.156	1:05.350	66.54	1.478	10:24:12.357
7 -	39.224	26.750	1:05.974	65.91	2.102	10:25:18.331
8 -	38.562	25.622	1:04.184 (3)	67.75	0.312	10:26:22.515
9 -	38.617	25.374	1:03.991 (2)	67.95	0.119	10:27:26.506
10 -	38.948	25.295	1:04.243	67.68	0.371	10:28:30.749
11 -	39.621	25.759	1:05.380	66.51	1.508	10:29:36.129
12 -	38.533	25.339	1:03.872 (1)	68.08		10:30:40.001

P22 56 Russell TURNER			MZ -			
IDEAL LAP TIME : 1:04.736		BEST LAP TIME : 1:04.776		DIFFERENCE : 0.040		
LAP	SECTOR 1	SECTOR 2	LAP TIME	MPH	DIFF	TIME OF DAY
1 -	48.242	29.212	1:17.454	56.14	12.678	10:18:45.229
2 -	43.597	28.336	1:11.933	60.45	7.157	10:19:57.162
3 -	43.153	27.790	1:10.943	61.29	6.167	10:21:08.105
4 -	41.688	27.319	1:09.007	63.01	4.231	10:22:17.112
5 -	40.094	26.872	1:06.966	64.93	2.190	10:23:24.078
6 -	39.358	26.097	1:05.455 (3)	66.43	0.679	10:24:29.533
7 -	39.405	26.412	1:05.817	66.07	1.041	10:25:35.350
8 -	39.182	26.145	1:05.327 (2)	66.56	0.551	10:26:40.677
9 -	39.196	IN PIT	1:44.148 P	41.75	39.372	10:28:24.825
10 -	OUTLAP	25.922	1:12.127	60.29	7.351	10:29:36.952
11 -	39.222	25.554	1:04.776 (1)	67.13		10:30:41.728

P23 3 GP Tom BARRETT			Honda - Aspire Classic Restorations			
IDEAL LAP TIME : 1:04.947		BEST LAP TIME : 1:04.947		DIFFERENCE : 0.000		
LAP	SECTOR 1	SECTOR 2	LAP TIME	MPH	DIFF	TIME OF DAY
1 -	46.609	29.617	1:16.226	57.04	11.279	10:18:50.388
2 -	44.754	28.794	1:13.548	59.12	8.601	10:20:03.936
3 -	46.134	27.906	1:14.040	58.73	9.093	10:21:17.976
4 -	42.399	26.991	1:09.390	62.66	4.443	10:22:27.366
5 -	44.885	28.196	1:13.081	59.50	8.134	10:23:40.447
6 -	42.461	26.402	1:08.863	63.14	3.916	10:24:49.310
7 -	40.658	25.795	1:06.453	65.43	1.506	10:25:55.763
8 -	40.079	26.356	1:06.435 (3)	65.45	1.488	10:27:02.198
9 -	42.411	26.089	1:08.500	63.48	3.553	10:28:10.698
10 -	40.160	25.817	1:05.977 (2)	65.91	1.030	10:29:16.675
11 -	39.725	25.222	1:04.947 (1)	66.95		10:30:21.622

P24 32 John ASHMEAD			MZ -			
IDEAL LAP TIME : 1:05.007		BEST LAP TIME : 1:05.007		DIFFERENCE : 0.000		
LAP	SECTOR 1	SECTOR 2	LAP TIME	MPH	DIFF	TIME OF DAY
1 -	42.412	25.874	1:08.286	63.68	3.279	10:18:23.381
2 -	40.350	25.874	1:06.224	65.66	1.217	10:19:29.605
3 -	40.569	25.860	1:06.429	65.46	1.422	10:20:36.034
4 -	40.427	25.889	1:06.316	65.57	1.309	10:21:42.350
5 -	39.539	26.206	1:05.745 (2)	66.14	0.738	10:22:48.095
6 -	39.517	26.769	1:06.286	65.60	1.279	10:23:54.381
7 -	39.390	25.617	1:05.007 (1)	66.89		10:24:59.388
8 -	39.840	25.969	1:05.809 (3)	66.07	0.802	10:26:05.197
9 -	40.084	26.085	1:06.169	65.71	1.162	10:27:11.366
10 -	40.175	25.971	1:06.146	65.74	1.139	10:28:17.512

P25 41 Gary WILLIAMS			MZ -			
IDEAL LAP TIME : 1:05.313		BEST LAP TIME : 1:05.313		DIFFERENCE : 0.000		
LAP	SECTOR 1	SECTOR 2	LAP TIME	MPH	DIFF	TIME OF DAY
1 -	43.830	26.881	1:10.711	61.49	5.398	10:18:36.594
2 -	42.049	28.932	1:10.981	61.26	5.668	10:19:47.575

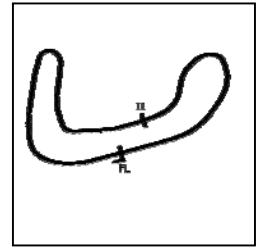
Weather / Track : Cloudy / Damp

Brands Hatch Indy
Circuit Length = 1.2079 miles
Start: 10:16 Flag 10:29 End: 10:30

BMCRC - MRO Championships 2019 - Rnd 1 @ Brands Hatch Indy

BMZRC 250MZs & Blue Haze 2-Stroke GP

QUALIFYING - SECTOR ANALYSIS



SECTOR 1 = FL to I1, SECTOR 2 = I1 to FL, DIFF = Difference To Personal Best Lap, P = Crossed Finish Line in Pit Lane, D = Time Disallowed

3 -	40.947	26.635	1:07.582	64.34	2.269	10:20:55.157
4 -	40.601	26.349	1:06.950	64.95	1.637	10:22:02.107
5 -	39.864	26.240	1:06.104 (3)	65.78	0.791	10:23:08.211
6 -	39.435	25.878	1:05.313 (1)	66.58		10:24:13.524
7 -	39.544	26.048	1:05.592 (2)	66.29	0.279	10:25:19.116
8 -	40.059	26.962	1:07.021	64.88	1.708	10:26:26.137

P26 99 GPF		Stewart GRICE		Aprilia -		
IDEAL LAP TIME : 1:04.940		BEST LAP TIME : 1:05.340		DIFFERENCE : 0.400		
LAP	SECTOR 1	SECTOR 2	LAP TIME	MPH	DIFF	TIME OF DAY

1 -	49.275	29.190	1:18.465	55.42	13.125	10:18:32.201
2 -	45.068	26.759	1:11.827	60.54	6.487	10:19:44.028
3 -	42.948	25.918	1:08.866	63.14	3.526	10:20:52.894
4 -	40.635	25.894	1:06.529	65.36	1.189	10:21:59.423
5 -	41.286	25.129	1:06.415 (3)	65.47	1.075	10:23:05.838
6 -	39.811	25.529	1:05.340 (1)	66.55		10:24:11.178
7 -	40.242	25.820	1:06.062 (2)	65.82	0.722	10:25:17.240
8 -	41.754	26.762	1:08.516	63.46	3.176	10:26:25.756

P27 69		Alexander MANN		MZ - HS RACING		
IDEAL LAP TIME : 1:05.448		BEST LAP TIME : 1:05.477		DIFFERENCE : 0.029		
LAP	SECTOR 1	SECTOR 2	LAP TIME	MPH	DIFF	TIME OF DAY

1 -	43.459	27.912	1:11.371	60.92	5.894	10:18:34.690
2 -	43.382	30.472	1:13.854	58.88	8.377	10:19:48.544
3 -	43.431	27.901	1:11.332	60.96	5.855	10:20:59.876
4 -	39.754	26.435	1:06.189	65.69	0.712	10:22:06.065
5 -	39.481	25.996	1:05.477 (1)	66.41		10:23:11.542
6 -	39.637	25.967	1:05.604 (2)	66.28	0.127	10:24:17.146
7 -	39.919	26.256	1:06.175	65.71	0.698	10:25:23.321
8 -	39.769	26.397	1:06.166	65.72	0.689	10:26:29.487
9 -	41.065	27.274	1:08.339	63.63	2.862	10:27:37.826
10 -	39.837	26.370	1:06.207	65.68	0.730	10:28:44.033
11 -	39.717	25.989	1:05.706 (3)	66.18	0.229	10:29:49.739

P28 66		Mark VINCENT		MZ - Putoline		
IDEAL LAP TIME : 1:06.992		BEST LAP TIME : 1:07.043		DIFFERENCE : 0.051		
LAP	SECTOR 1	SECTOR 2	LAP TIME	MPH	DIFF	TIME OF DAY

1 -	46.447	27.624	1:14.071	58.70	7.028	10:18:37.709
2 -	42.173	27.980	1:10.153	61.98	3.110	10:19:47.862
3 -	42.008	28.572	1:10.580	61.61	3.537	10:20:58.442
4 -	41.749	26.498	1:08.247	63.71	1.204	10:22:06.689
5 -	41.102	27.628	1:08.730	63.27	1.687	10:23:15.419
6 -	40.494	26.549	1:07.043 (1)	64.86		10:24:22.462
7 -	40.776	26.563	1:07.339 (3)	64.57	0.296	10:25:29.801
8 -	40.565	26.606	1:07.171 (2)	64.73	0.128	10:26:36.972

P29 67 GPF		Mark BAILEY		Yamaha - Gforce motorcycles		
IDEAL LAP TIME : 1:10.871		BEST LAP TIME : 1:11.050		DIFFERENCE : 0.179		
LAP	SECTOR 1	SECTOR 2	LAP TIME	MPH	DIFF	TIME OF DAY

1 -	48.380	30.098	1:18.478	55.41	7.428	10:18:49.499
2 -	44.970	28.498	1:13.468	59.19	2.418	10:20:02.967
3 -	44.166	27.378	1:11.544	60.78	0.494	10:21:14.511
4 -	44.326	28.094	1:12.420	60.04	1.370	10:22:26.931
5 -	45.074	28.055	1:13.129	59.46	2.079	10:23:40.060
6 -	44.498	28.039	1:12.537	59.95	1.487	10:24:52.597
7 -	44.334	28.414	1:12.748	59.77	1.698	10:26:05.345
8 -	44.002	27.100	1:11.102 (2)	61.16	0.052	10:27:16.447
9 -	43.771	27.279	1:11.050 (1)	61.20		10:28:27.497
10 -	45.205	28.517	1:13.722	58.98	2.672	10:29:41.219
11 -	43.901	27.317	1:11.218 (3)	61.06	0.168	10:30:52.437

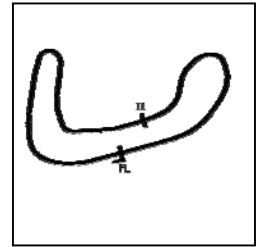
Weather / Track : Cloudy / Damp

Brands Hatch Indy
Circuit Length = 1.2079 miles
Start: 10:16 Flag 10:29 End: 10:30

BMCR - MRO Championships 2019 - Rnd 1 @ Brands Hatch Indy

BMZRC 250MZs & Blue Haze 2-Stroke GP

QUALIFYING - SECTOR ANALYSIS



SECTOR 1 = FL to I1, SECTOR 2 = I1 to FL, DIFF = Difference To Personal Best Lap, P = Crossed Finish Line in Pit Lane, D = Time Disallowed

P30 62 GPF Steven HUMPHREYS			Yamaha - phoneix racing			
IDEAL LAP TIME : 1:12.354		BEST LAP TIME : 1:13.824		DIFFERENCE : 1.470		
LAP	SECTOR 1	SECTOR 2	LAP TIME	MPH	DIFF	TIME OF DAY
1 -	49.377	29.937	1:19.314	54.82	5.490	10:18:50.935
2 -	47.928	29.878	1:17.806	55.89	3.982	10:20:08.741
3 -	46.093	29.416	1:15.509	57.59	1.685	10:21:24.250
4 -	46.431	28.212	1:14.643 (2)	58.25	0.819	10:22:38.893
5 -	46.185	28.886	1:15.071	57.92	1.247	10:23:53.964
6 -	44.142	29.682	1:13.824 (1)	58.90		10:25:07.788
7 -	45.374	29.404	1:14.778 (3)	58.15	0.954	10:26:22.566
8 -	49.069	28.881	1:17.950	55.78	4.126	10:27:40.516
9 -	45.747	29.591	1:15.338	57.72	1.514	10:28:55.854
10 -	45.970	31.176	1:17.146	56.36	3.322	10:30:13.000

P31 17 GPF David PATERSON			Aprilia - Team old Git racing			
IDEAL LAP TIME : 1:14.695		BEST LAP TIME : 1:15.336		DIFFERENCE : 0.641		
LAP	SECTOR 1	SECTOR 2	LAP TIME	MPH	DIFF	TIME OF DAY
1 -	48.582	30.261	1:18.843	55.15	3.507	10:18:45.746
2 -	46.648	30.613	1:17.261 (3)	56.28	1.925	10:20:03.007
3 -	47.289	28.047	1:15.336 (1)	57.72		10:21:18.343
4 -	46.648	29.931	1:16.579 (2)	56.78	1.243	10:22:34.922

Weather / Track : Cloudy / Damp

Results can be found at www.tsl-timing.com

Brands Hatch Indy
 Circuit Length = 1.2079 miles
 Start: 10:16 Flag 10:29 End: 10:30

BMCRC - MRO Championships 2019 - Rnd 1 @ Brands Hatch Indy

BMZRC 250MZs & Blue Haze 2-Stroke GP

QUALIFYING - BEST SECTORS

SECTOR 1			SECTOR 2			IDEAL / BEST COMPARISON						
POS	NO	NAME	TIME	NO	NAME	TIME	POS	NO	NAME	IDEAL	BEST	DIFF
									PERFECT LAP	57.256		
1	53	WHITING	34.504	53	WHITING	22.752	1	53	WHITING	57.256	57.256	0.000
2	75	WOODALL	35.395	78	POWER	23.502	2	75	WOODALL	59.149	59.149	0.000
3	71	HICKLING	35.761	15	PERKINS	23.503	3	15	PERKINS	59.602	59.602	0.000
4	44	DESSOY	36.050	75	WOODALL	23.754	4	78	POWER	59.804	1:00.209	0.405
5	15	PERKINS	36.099	83	GODBOLD	23.915	5	71	HICKLING	59.922	59.922	0.000
6	78	POWER	36.302	11	MACHARD	24.139	6	44	DESSOY	1:00.242	1:00.465	0.223
7	83	GODBOLD	36.387	71	HICKLING	24.161	7	83	GODBOLD	1:00.302	1:00.498	0.196
8	85	WALES	36.843	44	DESSOY	24.192	8	96	KENT	1:01.189	1:01.337	0.148
9	96	KENT	36.891	127	HAYWARD	24.265	9	160	GOUGH	1:01.528	1:01.559	0.031
10	95	ROGERS	37.079	160	GOUGH	24.290	10	85	WALES	1:01.594	1:01.701	0.107
11	160	GOUGH	37.238	96	KENT	24.298	11	127	HAYWARD	1:01.638	1:01.774	0.136
12	611	WELCH	37.249	30	HEWSON	24.444	12	95	ROGERS	1:01.652	1:01.799	0.147
13	60	READ	37.360	35	PENDRILL	24.468	13	611	WELCH	1:01.806	1:01.806	0.000
14	127	HAYWARD	37.373	611	WELCH	24.557	14	60	READ	1:02.043	1:02.043	0.000
15	113	NEWMAN	37.818	95	ROGERS	24.573	15	30	HEWSON	1:02.500	1:02.845	0.345
16	30	HEWSON	38.056	37	POWELL	24.598	16	11	MACHARD	1:02.525	1:02.525	0.000
17	11	MACHARD	38.386	60	READ	24.683	17	113	NEWMAN	1:02.842	1:03.018	0.176
18	5	SAMETT	38.533	85	WALES	24.751	18	35	PENDRILL	1:03.306	1:03.546	0.240
19	35	PENDRILL	38.838	21	THURTL	24.768	19	21	THURTL	1:03.770	1:03.820	0.050
20	21	THURTL	39.002	113	NEWMAN	25.024	20	37	POWELL	1:03.784	1:03.784	0.000
21	56	TURNER	39.182	99	GRICE	25.129	21	5	SAMETT	1:03.828	1:03.872	0.044
22	37	POWELL	39.186	3	BARRETT	25.222	22	56	TURNER	1:04.736	1:04.776	0.040
23	32	ASHMEAD	39.390	5	SAMETT	25.295	23	99	GRICE	1:04.940	1:05.340	0.400
24	41	WILLIAMS	39.435	56	TURNER	25.554	24	3	BARRETT	1:04.947	1:04.947	0.000
25	69	MANN	39.481	32	ASHMEAD	25.617	25	32	ASHMEAD	1:05.007	1:05.007	0.000
26	3	BARRETT	39.725	41	WILLIAMS	25.878	26	41	WILLIAMS	1:05.313	1:05.313	0.000
27	99	GRICE	39.811	69	MANN	25.967	27	69	MANN	1:05.448	1:05.477	0.029
28	66	VINCENT	40.494	66	VINCENT	26.498	28	66	VINCENT	1:06.992	1:07.043	0.051
29	67	BAILEY	43.771	67	BAILEY	27.100	29	67	BAILEY	1:10.871	1:11.050	0.179
30	62	HUMPHREYS	44.142	17	PATERSON	28.047	30	62	HUMPHREYS	1:12.354	1:13.824	1.470
31	17	PATERSON	46.648	62	HUMPHREYS	28.212	31	17	PATERSON	1:14.695	1:15.336	0.641

Weather / Track : Cloudy / Damp

Results can be found at www.tsl-timing.com

Brands Hatch Indy
Circuit Length = 1.2079 miles
Start: 10:16 Flag 10:29 End: 10:30

Printed - 10:32 Saturday, 09 March 2019


BMCRC - MRO Championships 2019 - Rnd 1 @ Brands Hatch Indy

BMZRC 250MZs & Blue Haze 2-Stroke GP

RACE 5 - GRID (10 Laps)

ROW 12		35	88 Mark EDGE	34	17 David PATERSON	1:15.336
ROW 11		33	62 Steven HUMPHREYS	32	67 Mark BAILEY	31 99 Stewart GRICE 1:05.340
ROW 10	30	3 Tom BARRETT	29	21 Stuart THURTLÉ	28	37 Timothy POWELL
ROW 9		27	35 Evann PENDRILL	26	30 Neil HEWSON	25 11 Gael MACHARD 1:02.525
ROW 8	24	60 Ian READ	23	611 Paul WELCH	22	127 Richard HAYWARD
ROW 7		21	160 Daniel GOUGH	20	83 Paul GODBOLD	19 78 Virginia POWER 1:00.209
ROW 6	18	71 Richard HICKLING	17	15 Billy PERKINS	16	53 Mark WHITING
ROW 5						
ROW 4	12	66 Mark VINCENT	11	69 Alexander MANN	10	41 Gary WILLIAMS
ROW 3		9	32 John ASHMEAD	8	56 Russell TURNER	7 5 Garry SAMETT 1:03.872
ROW 2	6	113 Liam NEWMAN	5	95 Christopher ROGERS	4	85 Andrew WALES
ROW 1		3	96 Chris KENT	2	44 Robert DESSOY	1 75 Peter WOODALL 59.149

Pole



Brands Hatch Indy
 Circuit Length = 1.2079 miles

These results are provisional until the conclusion of any judicial and technical matters.

Clerk Of Course :	Timekeeper :
-------------------	--------------

Results can be found at www.tsl-timing.com

Printed - 10:38 Saturday, 09 March 2019



BMCRC - MRO Championships 2019 - Rnd 1 @ Brands Hatch Indy

BMZRC 250MZs & Blue Haze 2-Stroke GP

RACE 5 - CLASSIFICATION

POS	NO	CL	PIC NAME	ENTRY	LAPS	TIME	GAP	DIFF	MPH	BEST	ON
1	44		1 Robert DESSOY	MZ - Eastern Garage Racing	10	9:56.552			72.89	58.651	8
2	53	GP	1 Mark WHITING	Yamaha - Mark whiting	10	9:57.856	1.304	1.304	72.73	56.012	10
3	75		2 Peter WOODALL	MZ - Core Projects Ltd	10	9:58.124	1.572	0.268	72.70	58.886	10
4	95		3 Christopher ROGERS	MZ - CB Racing	10	9:58.224	1.672	0.100	72.69	58.887	10
5	3	GP	2 Tom BARRETT	Honda - Aspire Classic Restorations	10	10:07.991	11.439	9.767	71.52	55.687	3
6	15	GPF	1 Billy PERKINS	Yamaha - Bexhill gearboxes	10	10:13.529	16.977	5.538	70.87	57.380	4
7	85		4 Andrew WALES	MZ - Illuminated Design LTD	10	10:17.257	20.705	3.728	70.45	1:00.625	8
8	83	GPF	2 Paul GODBOLD	Yamaha - Hill farm tree services	10	10:22.741	26.189	5.484	69.83	58.258	2
9	69		5 Alexander MANN	MZ - HS RACING	10	10:27.475	30.923	4.734	69.30	1:00.897	10
10	71	GPF	3 Richard HICKLING	Aprilia - All the Pickles	10	10:28.516	31.964	1.041	69.18	57.943	9
11	113		6 Liam NEWMAN	MZ - Team newman racing	10	10:29.249	32.697	0.733	69.10	1:01.044	9
12	32		7 John ASHMEAD	MZ -	10	10:30.352	33.800	1.103	68.98	1:01.068	7
13	78	GPF	4 Virginia POWER	Kawasaki -	10	10:30.986	34.434	0.634	68.91	59.074	5
14	611	GPF	5 Paul WELCH	Yamaha -	10	10:36.810	40.258	5.824	68.28	59.437	5
15	127	GPF	6 Richard HAYWARD	Yamaha - Gforce Motorcycles	10	10:36.933	40.381	0.123	68.27	59.252	9
16	11	GPF	7 Gael MACHARD	Aprilia -	10	10:37.098	40.546	0.165	68.25	58.957	8
17	160	GPF	8 Daniel GOUGH	Yamaha - G Force Motorcycles	10	10:37.281	40.729	0.183	68.23	59.012	9
18	5		8 Garry SAMETT	MZ - smallmouse	10	10:39.800	43.248	2.519	67.96	1:01.698	10
19	30	GPF	9 Neil HEWSON	Suzuki - The Sun Inn, Pickering	10	10:47.603	51.051	7.803	67.14	59.768	5
20	41		9 Gary WILLIAMS	MZ -	10	10:49.947	53.395	2.344	66.90	1:03.325	9
21	56		10 Russell TURNER	MZ -	10	10:50.260	53.708	0.313	66.87	1:03.107	7
22	60*	GPF	10 Ian READ	Suzuki - MiMS Racing, TSR Vapour Blasting.	10	11:09.395	1:12.843	19.135	64.96	1:01.278	2
23	35	GPF	11 Evann PENDRILL	Aprilia -	9	9:57.544	1 Lap	1 Lap	65.49	1:01.048	9
24	37	GPF	12 Timothy POWELL	Aprilia -	9	9:59.875	1 Lap	2.331	65.24	1:02.227	9
25	66		11 Mark VINCENT	MZ - Putoline	9	10:02.495	1 Lap	2.620	64.95	1:05.325	8
26	21	GP	3 Stuart THURTL	Honda -	9	10:05.322	1 Lap	2.827	64.65	1:01.999	9
27	99	GPF	13 Stewart GRICE	Aprilia -	9	10:15.588	1 Lap	10.266	63.57	1:03.194	7
28	17	GPF	14 David PATERSON	Aprilia - Team old Git racing	9	10:25.346	1 Lap	9.758	62.58	1:03.527	6
29	67	GPF	15 Mark BAILEY	Yamaha - Gforce motorcycles	9	10:45.153	1 Lap	19.807	60.66	1:07.076	9
30	62	GPF	16 Steven HUMPHREYS	Yamaha - phoneix racing	8	10:18.615	2 Laps	1 Lap	56.23	1:10.416	8

NOT CLASSIFIED

DNF 96 Chris KENT MZ - Buxton Powder Coating / Anglesey Motorbike (0

FASTEST LAP

3	GP	Tom BARRETT	Honda - Aspire Classic Restorations	3	55.687	78.09 mph	125.67 kph
15	GPF	Billy PERKINS	Yamaha - Bexhill gearboxes	4	57.380	75.78 mph	121.96 kph
44		Robert DESSOY	MZ - Eastern Garage Racing	8	58.651	74.14 mph	119.32 kph

No. 60 10 Second Penalty, Jump Start

Class - 92.5% of Race Speed = 67.42 mph

Class GP - 92.5% of Race Speed = 67.27 mph

Class GPF - 92.5% of Race Speed = 65.55 mph

Brands Hatch Indy

Circuit Length = 1.2079 miles

Start: 13:35 Flag 13:45 End: 13:46

Weather / Track : Cloudy / Dry

These results are provisional until the conclusion of any judicial and technical matters.

Clerk Of Course :	Timekeeper :
-------------------	--------------

Results can be found at www.tsl-timing.com

Printed - 13:49 Saturday, 09 March 2019



BMCRC - MRO Championships 2019 - Rnd 1 @ Brands Hatch Indy

BMZRC 250MZs & Blue Haze 2-Stroke GP

RACE 5 - LAP CHART

LAP 1 @ 13:36:35.410		
NO	BEHIND	LAP TIME
44		1:04.136
95	1.040	1:05.176
75	1.212	1:05.348
85	2.239	1:06.375
32	3.709	1:07.845
113	4.199	1:08.335
69	5.128	1:09.264
5	5.629	1:09.765
41	7.424	1:11.560
56	9.143	1:13.279
66	9.433	1:13.569
53	24.546	1:28.682
15	27.130	1:31.266
83	27.700	1:31.836
78	30.268	1:34.404
3	30.819	1:34.955
127	31.917	1:36.053
611	32.075	1:36.211
160	32.631	1:36.767
30	32.744	1:36.880
71	32.943	1:37.079
11	33.413	1:37.549
60	33.664	1:37.800
37	34.618	1:38.754
21	35.389	1:39.525
35	36.336	1:40.472
99	38.365	1:42.501
67	40.710	1:44.846
17	41.670	1:45.806
62	49.083	1:53.219

LAP 2 @ 13:37:34.896		
NO	BEHIND	LAP TIME
44		59.486
95	0.619	59.065
75	0.968	59.242
85	3.466	1:00.713
113	7.387	1:02.674
69	7.571	1:01.929
32	7.741	1:03.518
5	10.160	1:04.017
41	12.533	1:04.595
56	14.407	1:04.750
66	15.843	1:05.896
53	21.597	56.537
15	25.716	58.072
83	26.472	58.258
3	28.183	56.850
78	30.405	59.623
611	33.433	1:00.844
127	33.606	1:01.175
71	34.116	1:00.659
160	34.214	1:01.069
60	35.456	1:01.278
11	35.682	1:01.755
30	35.775	1:02.517
37	37.921	1:02.789
35	39.036	1:02.186
21	40.124	1:04.221
99	42.372	1:03.493
17	48.483	1:06.299
67	48.766	1:07.542

LAP 3 @ 13:38:34.634		
NO	BEHIND	LAP TIME
44		59.738
95	0.120	59.239
75	0.278	59.048
85	5.024	1:01.296
62	1 Lap	1:15.393
113	10.992	1:03.343
69	11.099	1:03.266
32	12.458	1:04.455
5	14.884	1:04.462
41	17.437	1:04.642
53	19.209	57.350
56	19.905	1:05.236
66	21.963	1:05.858
15	23.885	57.907
3	24.132	55.687
83	25.309	58.575
78	30.033	59.366
611	34.225	1:00.530
127	34.788	1:00.920
71	35.155	1:00.777
160	35.241	1:00.765
11	36.925	1:00.981
30	37.204	1:01.167
60	37.261	1:01.543
37	41.058	1:02.875
35	42.219	1:02.921
21	44.895	1:04.509
99	47.421	1:04.787
17	53.491	1:04.746
67	56.339	1:07.311

LAP 4 @ 13:39:33.836		
NO	BEHIND	LAP TIME
44		59.202
95	0.095	59.177
75	0.280	59.204
85	6.481	1:00.659
69	14.870	1:02.973
113	15.154	1:03.364
53	16.390	56.383
32	17.422	1:04.166
62	1 Lap	1:11.788
5	19.173	1:03.491
15	22.063	57.380
41	22.103	1:03.868
3	22.790	57.860
83	24.386	58.279
56	24.912	1:04.209
66	28.376	1:05.615
78	30.164	59.333
611	34.702	59.679
71	34.994	59.041
127	35.659	1:00.073
160	35.879	59.840
11	37.554	59.831
30	38.454	1:00.452
60	40.379	1:02.320
37	44.654	1:02.798
35	45.706	1:02.689
21	49.253	1:03.560
99	53.721	1:05.502

LAP 5 @ 13:40:33.404		
NO	BEHIND	LAP TIME
44		59.568
95	0.068	59.541
75	0.163	59.451
67	1 Lap	1:07.988
85	7.731	1:00.818
53	13.370	56.548
69	17.655	1:02.353
113	18.247	1:02.661
32	20.355	1:02.501
15	20.516	58.021
3	20.620	57.398
5	23.393	1:03.788
83	24.405	59.587
41	28.763	1:06.228
62	1 Lap	1:11.278
78	29.670	59.074
56	29.889	1:04.545
71	34.488	59.062
611	34.571	59.437
66	34.742	1:05.934
127	36.138	1:00.047
160	36.461	1:00.150
11	37.610	59.624
30	38.654	59.768
60	42.824	1:02.013
37	47.531	1:02.445
35	48.635	1:02.497
21	52.593	1:02.908
99	58.745	1:04.592

LAP 6 @ 13:41:32.730		
NO	BEHIND	LAP TIME
44		59.326
75	0.137	59.300
95	0.218	59.476
17	1 Lap	1:04.104
85	9.216	1:00.811
53	10.194	56.150
67	1 Lap	1:08.096
3	18.504	57.210
15	19.924	58.734
69	21.191	1:02.862
113	21.821	1:02.900
32	22.529	1:01.500
83	24.130	59.051
5	27.044	1:02.977
78	30.909	1:00.565
71	33.554	58.392
41	33.594	1:04.157
56	34.566	1:04.003
611	35.621	1:00.376
127	37.173	1:00.361
160	37.604	1:00.469
11	39.205	1:00.921
30	40.847	1:01.519
62	1 Lap	1:11.544
66	42.948	1:07.532
60	45.900	1:02.402
37	50.650	1:02.445
35	51.670	1:02.361

LAP 7 @ 13:42:31.433		
NO	BEHIND	LAP TIME
44		58.703
75	0.416	58.982
95	0.498	58.983
99	1 Lap	1:04.167
53	8.524	57.033
17	1 Lap	1:03.527
85	11.156	1:00.643
3	16.470	56.669
15	18.983	57.762
67	1 Lap	1:07.340
69	24.053	1:01.565
83	24.372	58.945
113	24.707	1:01.589
32	24.894	1:01.068
5	31.131	1:02.790
78	31.673	59.467
71	32.844	57.993
611	36.821	59.903
127	38.526	1:00.056
160	38.873	59.972
41	38.932	1:04.041
56	38.970	1:03.107
11	39.897	59.395
30	42.448	1:00.304
60	50.639	1:03.442
66	51.398	1:07.153
35	54.453	1:01.486
37	54.677	1:02.730
62	1 Lap	1:12.292

LAP 8 @ 13:43:30.084		
NO	BEHIND	LAP TIME
44		58.651
75	1.179	59.414
95	1.265	59.418
21	1 Lap	1:02.922
53	6.340	56.467
99	1 Lap	1:03.194
85	13.130	1:00.625
3	14.470	56.651
17	1 Lap	1:04.570
15	17.893	57.561
83	25.051	59.330
69	26.852	1:01.450
113	27.446	1:01.390
32	27.760	1:01.517
67	1 Lap	1:07.298
78	32.829	59.807
71	33.411	59.218
5	35.048	1:02.568
611	37.660	59.490
127	39.307	59.432
160	39.874	59.652
11	40.203	58.957
56	43.494	1:03.175
41	44.235	1:03.954
30	44.503	1:00.706
60	54.355	1:02.367
35	57.686	1:01.884
66	58.072	1:05.325

LAP 9 @ 13:44:29.088		
NO	BEHIND	LAP TIME
44		59.004
75	1.424	59.249
95	1.523	59.262
53	4.030	56.694
21	1 Lap	1:03.134
62	2 Laps	1:12.685
3	12.908	57.442
99	1 Lap	1:03.576
85	15.299	1:01.173
15	17.162	58.273
17	1 Lap	1:04.135
83	25.181	59.134
69	28.764	1:00.916
113	29.486	1:01.044
32	30.799	1:02.043
71	32.350	57.943
78	33.565	59.740
611	38.916	1:00.260
127	39.555	59.252
160	39.882	59.012
67	1 Lap	1:07.656
5	40.288	1:04.244
11	40.321	59.122
30	47.690	1:02.191
56	48.324	1:03.834
41	48.556	1:03.325
60	58.253	1:02.902

LAP 10 @ 13:45:27.826		
NO	BEHIND	LAP TIME
44		58.738
35	1 Lap	1:01.048
53	1.304	56.012
75	1.572	58.886
95	1.672	58.887
37	1 Lap	1:02.227
66	1 Lap	1:05.613
21	1 Lap	1:01.999
3	11.439	57.269
15	16.977	58.553
99	1 Lap	1:03.776
85	20.705	1:04.144
62	2 Laps	1:10.416
83	26.189	59.746
17	1 Lap	1:06.962
69	30.923	1:00.897
71	31.964	58.352
113	32.697	1:01.949
32	33.800	1:01.739
78	34.434	59.607
611	40.258	1:00.080
127	40.381	59.564
11	40.546	58.963
160	40.729	59.585
5	43.248	1:01.698
67	1 Lap	1:07.076
30	51.051	1:02.099
41	53.395	1:03.577
56	53.708	1:04.122
60	1:02.843	1:03.328

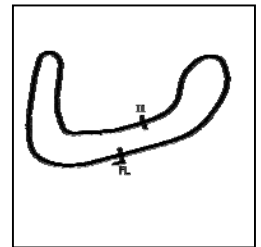
Weather / Track : Cloudy / Dry

Brands Hatch Indy
Circuit Length = 1.2079 miles
Start: 13:35 Flag 13:45 End: 13:46

BMCRC - MRO Championships 2019 - Rnd 1 @ Brands Hatch Indy

BMZRC 250MZs & Blue Haze 2-Stroke GP

RACE 5 - SECTOR ANALYSIS



SECTOR 1 = FL to I1, SECTOR 2 = I1 to FL, DIFF = Difference To Personal Best Lap, P = Crossed Finish Line in Pit Lane, D = Time Disallowed

P1 44		Robert DESOY		MZ - Eastern Garage Racing		
IDEAL LAP TIME : 58.487		BEST LAP TIME : 58.651		DIFFERENCE : 0.164		
LAP	SECTOR 1	SECTOR 2	LAP TIME	MPH	DIFF	TIME OF DAY
1 -		24.162	1:04.136	67.80	5.485	13:36:35.410
2 -	35.486	24.000	59.486	73.10	0.835	13:37:34.896
3 -	35.766	23.972	59.738	72.79	1.087	13:38:34.634
4 -	35.354	23.848	59.202	73.45	0.551	13:39:33.836
5 -	35.462	24.106	59.568	73.00	0.917	13:40:33.404
6 -	35.320	24.006	59.326	73.30	0.675	13:41:32.730
7 -	35.077	23.626	58.703 (2)	74.07	0.052	13:42:31.433
8 -	35.160	23.491	58.651 (1)	74.14		13:43:30.084
9 -	35.156	23.848	59.004	73.70	0.353	13:44:29.088
10 -	35.328	23.410	58.738 (3)	74.03	0.087	13:45:27.826

P2 53 GP		Mark WHITING		Yamaha - Mark whiting		
IDEAL LAP TIME : 55.656		BEST LAP TIME : 56.012		DIFFERENCE : 0.356		
LAP	SECTOR 1	SECTOR 2	LAP TIME	MPH	DIFF	TIME OF DAY
1 -		21.877	1:28.682	49.03	32.670	13:36:59.956
2 -	34.354	22.183	56.537	76.91	0.525	13:37:56.493
3 -	34.244	23.106	57.350	75.82	1.338	13:38:53.843
4 -	33.958	22.425	56.383 (3)	77.12	0.371	13:39:50.226
5 -	34.025	22.523	56.548	76.90	0.536	13:40:46.774
6 -	33.948	22.202	56.150 (2)	77.44	0.138	13:41:42.924
7 -	33.791	23.242	57.033	76.24	1.021	13:42:39.957
8 -	33.973	22.494	56.467	77.01	0.455	13:43:36.424
9 -	33.857	22.837	56.694	76.70	0.682	13:44:33.118
10 -	33.779	22.233	56.012 (1)	77.63		13:45:29.130

P3 75		Peter WOODALL		MZ - Core Projects Ltd		
IDEAL LAP TIME : 58.807		BEST LAP TIME : 58.886		DIFFERENCE : 0.079		
LAP	SECTOR 1	SECTOR 2	LAP TIME	MPH	DIFF	TIME OF DAY
1 -		23.858	1:05.348	66.54	6.462	13:36:36.622
2 -	35.523	23.719	59.242	73.40	0.356	13:37:35.864
3 -	35.327	23.721	59.048 (3)	73.64	0.162	13:38:34.912
4 -	35.325	23.879	59.204	73.45	0.318	13:39:34.116
5 -	35.761	23.690	59.451	73.14	0.565	13:40:33.567
6 -	35.309	23.991	59.300	73.33	0.414	13:41:32.867
7 -	35.409	23.573	58.982 (2)	73.72	0.096	13:42:31.849
8 -	35.564	23.850	59.414	73.19	0.528	13:43:31.263
9 -	35.510	23.739	59.249	73.39	0.363	13:44:30.512
10 -	35.388	23.498	58.886 (1)	73.84		13:45:29.398

P4 95		Christopher ROGERS		MZ - CB Racing		
IDEAL LAP TIME : 58.344		BEST LAP TIME : 58.887		DIFFERENCE : 0.543		
LAP	SECTOR 1	SECTOR 2	LAP TIME	MPH	DIFF	TIME OF DAY
1 -		23.789	1:05.176	66.72	6.289	13:36:36.450
2 -	35.494	23.571	59.065 (3)	73.62	0.178	13:37:35.515
3 -	35.250	23.989	59.239	73.40	0.352	13:38:34.754
4 -	35.312	23.865	59.177	73.48	0.290	13:39:33.931
5 -	35.348	24.193	59.541	73.03	0.654	13:40:33.472
6 -	35.724	23.752	59.476	73.11	0.589	13:41:32.948
7 -	35.525	23.458	58.983 (2)	73.72	0.096	13:42:31.931
8 -	35.508	23.910	59.418	73.18	0.531	13:43:31.349
9 -	35.397	23.865	59.262	73.37	0.375	13:44:30.611
10 -	35.793	23.094	58.887 (1)	73.84		13:45:29.498

P5 3 GP		Tom BARRETT		Honda - Aspire Classic Restorations		
IDEAL LAP TIME : 55.628		BEST LAP TIME : 55.687		DIFFERENCE : 0.059		
LAP	SECTOR 1	SECTOR 2	LAP TIME	MPH	DIFF	TIME OF DAY

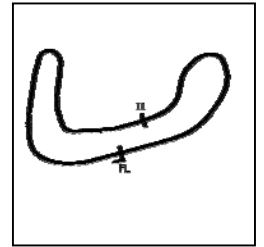
Weather / Track : Cloudy / Dry

Brands Hatch Indy
Circuit Length = 1.2079 miles
Start: 13:35 Flag 13:45 End: 13:46

BMCRC - MRO Championships 2019 - Rnd 1 @ Brands Hatch Indy

BMZRC 250MZs & Blue Haze 2-Stroke GP

RACE 5 - SECTOR ANALYSIS



SECTOR 1 = FL to I1, SECTOR 2 = I1 to FL, DIFF = Difference To Personal Best Lap, P = Crossed Finish Line in Pit Lane, D = Time Disallowed

1 -		23.391	1:34.955	45.79	39.268	13:37:06.229
2 -	34.848	22.002	56.850	76.49	1.163	13:38:03.079
3 -	33.626	22.061	55.687 (1)	78.09		13:38:58.766
4 -	34.825	23.035	57.860	75.15	2.173	13:39:56.626
5 -	34.974	22.424	57.398	75.76	1.711	13:40:54.024
6 -	34.702	22.508	57.210	76.01	1.523	13:41:51.234
7 -	34.349	22.320	56.669 (3)	76.73	0.982	13:42:47.903
8 -	34.518	22.133	56.651 (2)	76.76	0.964	13:43:44.554
9 -	34.263	23.179	57.442	75.70	1.755	13:44:41.996
10 -	35.120	22.149	57.269	75.93	1.582	13:45:39.265

P6 15 GPF Billy PERKINS			Yamaha - Bexhill gearboxes			
IDEAL LAP TIME : 57.380		BEST LAP TIME : 57.380	DIFFERENCE : 0.000			
LAP	SECTOR 1	SECTOR 2	LAP TIME	MPH	DIFF	TIME OF DAY
1 -		22.865	1:31.266	47.64	33.886	13:37:02.540
2 -	35.174	22.898	58.072	74.88	0.692	13:38:00.612
3 -	34.983	22.924	57.907	75.09	0.527	13:38:58.519
4 -	34.577	22.803	57.380 (1)	75.78		13:39:55.899
5 -	35.173	22.848	58.021	74.94	0.641	13:40:53.920
6 -	35.347	23.387	58.734	74.03	1.354	13:41:52.654
7 -	34.956	22.806	57.762 (3)	75.28	0.382	13:42:50.416
8 -	34.739	22.822	57.561 (2)	75.54	0.181	13:43:47.977
9 -	35.349	22.924	58.273	74.62	0.893	13:44:46.250
10 -	35.476	23.077	58.553	74.26	1.173	13:45:44.803

P7 85 Andrew WALES			MZ - Illuminated Design LTD			
IDEAL LAP TIME : 1:00.477		BEST LAP TIME : 1:00.625	DIFFERENCE : 0.148			
LAP	SECTOR 1	SECTOR 2	LAP TIME	MPH	DIFF	TIME OF DAY
1 -		24.308	1:06.375	65.51	5.750	13:36:37.649
2 -	36.364	24.349	1:00.713	71.62	0.088	13:37:38.362
3 -	36.482	24.814	1:01.296	70.94	0.671	13:38:39.658
4 -	36.228	24.431	1:00.659 (3)	71.68	0.034	13:39:40.317
5 -	36.525	24.293	1:00.818	71.50	0.193	13:40:41.135
6 -	36.442	24.369	1:00.811	71.51	0.186	13:41:41.946
7 -	36.394	24.249	1:00.643 (2)	71.70	0.018	13:42:42.589
8 -	36.348	24.277	1:00.625 (1)	71.72		13:43:43.214
9 -	36.449	24.724	1:01.173	71.08	0.548	13:44:44.387
10 -	38.280	25.864	1:04.144	67.79	3.519	13:45:48.531

P8 83 GPF Paul GODBOLD			Yamaha - Hill farm tree services			
IDEAL LAP TIME : 58.016		BEST LAP TIME : 58.258	DIFFERENCE : 0.242			
LAP	SECTOR 1	SECTOR 2	LAP TIME	MPH	DIFF	TIME OF DAY
1 -		22.997	1:31.836	47.35	33.578	13:37:03.110
2 -	35.430	22.828	58.258 (1)	74.64		13:38:01.368
3 -	35.550	23.025	58.575 (3)	74.23	0.317	13:38:59.943
4 -	35.188	23.091	58.279 (2)	74.61	0.021	13:39:58.222
5 -	35.979	23.608	59.587	72.97	1.329	13:40:57.809
6 -	35.986	23.065	59.051	73.64	0.793	13:41:56.860
7 -	35.789	23.156	58.945	73.77	0.687	13:42:55.805
8 -	36.243	23.087	59.330	73.29	1.072	13:43:55.135
9 -	35.985	23.149	59.134	73.53	0.876	13:44:54.269
10 -	36.252	23.494	59.746	72.78	1.488	13:45:54.015

P9 69 Alexander MANN			MZ - HS RACING			
IDEAL LAP TIME : 1:00.770		BEST LAP TIME : 1:00.897	DIFFERENCE : 0.127			
LAP	SECTOR 1	SECTOR 2	LAP TIME	MPH	DIFF	TIME OF DAY
1 -		24.809	1:09.264	62.78	8.367	13:36:40.538
2 -	37.102	24.827	1:01.929	70.21	1.032	13:37:42.467
3 -	38.196	25.070	1:03.266	68.73	2.369	13:38:45.733
4 -	37.802	25.171	1:02.973	69.05	2.076	13:39:48.706

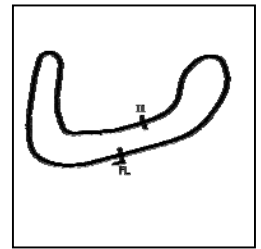
Weather / Track : Cloudy / Dry

Brands Hatch Indy
Circuit Length = 1.2079 miles
Start: 13:35 Flag 13:45 End: 13:46

BMCRC - MRO Championships 2019 - Rnd 1 @ Brands Hatch Indy

BMZRC 250MZs & Blue Haze 2-Stroke GP

RACE 5 - SECTOR ANALYSIS



SECTOR 1 = FL to I1, SECTOR 2 = I1 to FL, DIFF = Difference To Personal Best Lap, P = Crossed Finish Line in Pit Lane, D = Time Disallowed

5 -	37.788	24.565	1:02.353	69.74	1.456	13:40:51.059
6 -	37.573	25.289	1:02.862	69.17	1.965	13:41:53.921
7 -	36.960	24.605	1:01.565	70.63	0.668	13:42:55.486
8 -	37.132	24.318	1:01.450 (3)	70.76	0.553	13:43:56.936
9 -	36.621	24.295	1:00.916 (2)	71.38	0.019	13:44:57.852
10 -	36.748	24.149	1:00.897 (1)	71.40		13:45:58.749

P10	71 GPF	Richard HICKLING	Aprilia - All the Pickles		
IDEAL LAP TIME :	57.809	BEST LAP TIME :	57.943	DIFFERENCE :	0.134

LAP	SECTOR 1	SECTOR 2	LAP TIME	MPH	DIFF	TIME OF DAY
1 -		24.611	1:37.079	44.79	39.136	13:37:08.353
2 -	36.566	24.093	1:00.659	71.68	2.716	13:38:09.012
3 -	36.299	24.478	1:00.777	71.55	2.834	13:39:09.789
4 -	35.356	23.685	59.041	73.65	1.098	13:40:08.830
5 -	35.539	23.523	59.062	73.62	1.119	13:41:07.892
6 -	34.865	23.527	58.392	74.47	0.449	13:42:06.284
7 -	34.630	23.363	57.993 (2)	74.98	0.050	13:43:04.277
8 -	35.295	23.923	59.218	73.43	1.275	13:44:03.495
9 -	34.446	23.497	57.943 (1)	75.04		13:45:01.438
10 -	34.808	23.544	58.352 (3)	74.52	0.409	13:45:59.790

P11	113	Liam NEWMAN	MZ - Team newman racing		
IDEAL LAP TIME :	1:00.694	BEST LAP TIME :	1:01.044	DIFFERENCE :	0.350

LAP	SECTOR 1	SECTOR 2	LAP TIME	MPH	DIFF	TIME OF DAY
1 -		24.570	1:08.335	63.63	7.291	13:36:39.609
2 -	37.782	24.892	1:02.674	69.38	1.630	13:37:42.283
3 -	38.174	25.169	1:03.343	68.65	2.299	13:38:45.626
4 -	38.036	25.328	1:03.364	68.62	2.320	13:39:48.990
5 -	37.892	24.769	1:02.661	69.39	1.617	13:40:51.651
6 -	37.606	25.294	1:02.900	69.13	1.856	13:41:54.551
7 -	37.219	24.370	1:01.589 (3)	70.60	0.545	13:42:56.140
8 -	37.200	24.190	1:01.390 (2)	70.83	0.346	13:43:57.530
9 -	36.504	24.540	1:01.044 (1)	71.23		13:44:58.574
10 -	37.323	24.626	1:01.949	70.19	0.905	13:46:00.523

P12	32	John ASHMEAD	MZ -		
IDEAL LAP TIME :	1:00.768	BEST LAP TIME :	1:01.068	DIFFERENCE :	0.300

LAP	SECTOR 1	SECTOR 2	LAP TIME	MPH	DIFF	TIME OF DAY
1 -		24.735	1:07.845	64.09	6.777	13:36:39.119
2 -	38.646	24.872	1:03.518	68.46	2.450	13:37:42.637
3 -	38.279	26.176	1:04.455	67.46	3.387	13:38:47.092
4 -	38.905	25.261	1:04.166	67.77	3.098	13:39:51.258
5 -	37.748	24.753	1:02.501	69.57	1.433	13:40:53.759
6 -	37.107	24.393	1:01.500 (2)	70.70	0.432	13:41:55.259
7 -	36.758	24.310	1:01.068 (1)	71.20		13:42:56.327
8 -	37.329	24.188	1:01.517 (3)	70.68	0.449	13:43:57.844
9 -	36.580	25.463	1:02.043	70.09	0.975	13:44:59.887
10 -	37.309	24.430	1:01.739	70.43	0.671	13:46:01.626

P13	78 GPF	Virginia POWER	Kawasaki -		
IDEAL LAP TIME :	58.856	BEST LAP TIME :	59.074	DIFFERENCE :	0.218

LAP	SECTOR 1	SECTOR 2	LAP TIME	MPH	DIFF	TIME OF DAY
1 -		23.618	1:34.404	46.06	35.330	13:37:05.678
2 -	36.312	23.311	59.623	72.93	0.549	13:38:05.301
3 -	35.925	23.441	59.366 (3)	73.25	0.292	13:39:04.667
4 -	36.162	23.171	59.333 (2)	73.29	0.259	13:40:04.000
5 -	35.685	23.389	59.074 (1)	73.61		13:41:03.074
6 -	37.058	23.507	1:00.565	71.80	1.491	13:42:03.639
7 -	35.947	23.520	59.467	73.12	0.393	13:43:03.106
8 -	36.061	23.746	59.807	72.71	0.733	13:44:02.913

Weather / Track : Cloudy / Dry

Brands Hatch Indy
Circuit Length = 1.2079 miles
Start: 13:35 Flag 13:45 End: 13:46

BMCRC - MRO Championships 2019 - Rnd 1 @ Brands Hatch Indy

BMZRC 250MZs & Blue Haze 2-Stroke GP

RACE 5 - SECTOR ANALYSIS



SECTOR 1 = FL to I1, SECTOR 2 = I1 to FL, DIFF = Difference To Personal Best Lap, P = Crossed Finish Line in Pit Lane, D = Time Disallowed

9 -	36.439	23.301	59.740	72.79	0.666	13:45:02.653
10 -	36.271	23.336	59.607	72.95	0.533	13:46:02.260

P14 611 GPF Paul WELCH Yamaha -						
IDEAL LAP TIME : 59.229		BEST LAP TIME : 59.437		DIFFERENCE : 0.208		
LAP	SECTOR 1	SECTOR 2	LAP TIME	MPH	DIFF	TIME OF DAY
1 -		24.470	1:36.211	45.19	36.774	13:37:07.485
2 -	36.826	24.018	1:00.844	71.47	1.407	13:38:08.329
3 -	36.743	23.787	1:00.530	71.84	1.093	13:39:08.859
4 -	36.034	23.645	59.679 (3)	72.86	0.242	13:40:08.538
5 -	35.941	23.496	59.437 (1)	73.16		13:41:07.975
6 -	36.754	23.622	1:00.376	72.02	0.939	13:42:08.351
7 -	36.037	23.866	59.903	72.59	0.466	13:43:08.254
8 -	36.019	23.471	59.490 (2)	73.09	0.053	13:44:07.744
9 -	36.020	24.240	1:00.260	72.16	0.823	13:45:08.004
10 -	36.792	23.288	1:00.080	72.38	0.643	13:46:08.084

P15 127 GPF Richard HAYWARD Yamaha - Gforce Motorcycles						
IDEAL LAP TIME : 59.067		BEST LAP TIME : 59.252		DIFFERENCE : 0.185		
LAP	SECTOR 1	SECTOR 2	LAP TIME	MPH	DIFF	TIME OF DAY
1 -		24.656	1:36.053	45.27	36.801	13:37:07.327
2 -	36.868	24.307	1:01.175	71.08	1.923	13:38:08.502
3 -	36.794	24.126	1:00.920	71.38	1.668	13:39:09.422
4 -	36.269	23.804	1:00.073	72.38	0.821	13:40:09.495
5 -	36.363	23.684	1:00.047	72.42	0.795	13:41:09.542
6 -	36.630	23.731	1:00.361	72.04	1.109	13:42:09.903
7 -	36.243	23.813	1:00.056	72.40	0.804	13:43:09.959
8 -	35.867	23.565	59.432 (2)	73.16	0.180	13:44:09.391
9 -	35.502	23.750	59.252 (1)	73.39		13:45:08.643
10 -	35.801	23.763	59.564 (3)	73.00	0.312	13:46:08.207

P16 11 GPF Gael MACHARD Aprilia -						
IDEAL LAP TIME : 58.943		BEST LAP TIME : 58.957		DIFFERENCE : 0.014		
LAP	SECTOR 1	SECTOR 2	LAP TIME	MPH	DIFF	TIME OF DAY
1 -		24.791	1:37.549	44.57	38.592	13:37:08.823
2 -	37.366	24.389	1:01.755	70.41	2.798	13:38:10.578
3 -	36.622	24.359	1:00.981	71.31	2.024	13:39:11.559
4 -	36.295	23.536	59.831	72.68	0.874	13:40:11.390
5 -	36.108	23.516	59.624	72.93	0.667	13:41:11.014
6 -	36.516	24.405	1:00.921	71.38	1.964	13:42:11.935
7 -	35.996	23.399	59.395	73.21	0.438	13:43:11.330
8 -	35.692	23.265	58.957 (1)	73.75		13:44:10.287
9 -	35.820	23.302	59.122 (3)	73.55	0.165	13:45:09.409
10 -	35.712	23.251	58.963 (2)	73.75	0.006	13:46:08.372

P17 160 GPF Daniel GOUGH Yamaha - G Force Motorcycles						
IDEAL LAP TIME : 58.509		BEST LAP TIME : 59.012		DIFFERENCE : 0.503		
LAP	SECTOR 1	SECTOR 2	LAP TIME	MPH	DIFF	TIME OF DAY
1 -		24.733	1:36.767	44.93	37.755	13:37:08.041
2 -	37.276	23.793	1:01.069	71.20	2.057	13:38:09.110
3 -	36.693	24.072	1:00.765	71.56	1.753	13:39:09.875
4 -	36.213	23.627	59.840	72.67	0.828	13:40:09.715
5 -	36.391	23.759	1:00.150	72.29	1.138	13:41:09.865
6 -	37.014	23.455	1:00.469	71.91	1.457	13:42:10.334
7 -	36.210	23.762	59.972	72.51	0.960	13:43:10.306
8 -	35.880	23.772	59.652 (3)	72.89	0.640	13:44:09.958
9 -	35.357	23.655	59.012 (1)	73.69		13:45:08.970
10 -	36.433	23.152	59.585 (2)	72.98	0.573	13:46:08.555

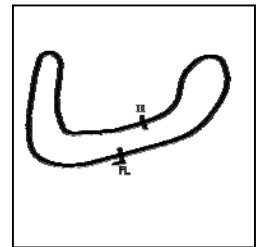
Weather / Track : Cloudy / Dry

Brands Hatch Indy
Circuit Length = 1.2079 miles
Start: 13:35 Flag 13:45 End: 13:46

BMCRC - MRO Championships 2019 - Rnd 1 @ Brands Hatch Indy

BMZRC 250MZs & Blue Haze 2-Stroke GP

RACE 5 - SECTOR ANALYSIS



SECTOR 1 = FL to I1, SECTOR 2 = I1 to FL, DIFF = Difference To Personal Best Lap, P = Crossed Finish Line in Pit Lane, D = Time Disallowed

P18 5		Garry SAMETT		MZ - smallmouse		
IDEAL LAP TIME : 1:01.698		BEST LAP TIME : 1:01.698		DIFFERENCE : 0.000		
LAP	SECTOR 1	SECTOR 2	LAP TIME	MPH	DIFF	TIME OF DAY
1 -		25.108	1:09.765	62.33	8.067	13:36:41.039
2 -	38.891	25.126	1:04.017	67.92	2.319	13:37:45.056
3 -	39.205	25.257	1:04.462	67.45	2.764	13:38:49.518
4 -	38.314	25.177	1:03.491	68.49	1.793	13:39:53.009
5 -	38.717	25.071	1:03.788	68.17	2.090	13:40:56.797
6 -	38.169	24.808	1:02.977	69.05	1.279	13:41:59.774
7 -	37.976	24.814	1:02.790 (3)	69.25	1.092	13:43:02.564
8 -	37.648	24.920	1:02.568 (2)	69.50	0.870	13:44:05.132
9 -	37.887	26.357	1:04.244	67.68	2.546	13:45:09.376
10 -	37.335	24.363	1:01.698 (1)	70.48		13:46:11.074

P19 30 GPF		Neil HEWSON		Suzuki - The Sun Inn, Pickering		
IDEAL LAP TIME : 59.673		BEST LAP TIME : 59.768		DIFFERENCE : 0.095		
LAP	SECTOR 1	SECTOR 2	LAP TIME	MPH	DIFF	TIME OF DAY
1 -		24.412	1:36.880	44.88	37.112	13:37:08.154
2 -	37.411	25.106	1:02.517	69.55	2.749	13:38:10.671
3 -	36.923	24.244	1:01.167	71.09	1.399	13:39:11.838
4 -	37.095	23.357	1:00.452 (3)	71.93	0.684	13:40:12.290
5 -	36.316	23.452	59.768 (1)	72.75		13:41:12.058
6 -	36.382	25.137	1:01.519	70.68	1.751	13:42:13.577
7 -	36.577	23.727	1:00.304 (2)	72.11	0.536	13:43:13.881
8 -	36.865	23.841	1:00.706	71.63	0.938	13:44:14.587
9 -	37.503	24.688	1:02.191	69.92	2.423	13:45:16.778
10 -	37.973	24.126	1:02.099	70.02	2.331	13:46:18.877

P20 41		Gary WILLIAMS		MZ -		
IDEAL LAP TIME : 1:02.921		BEST LAP TIME : 1:03.325		DIFFERENCE : 0.404		
LAP	SECTOR 1	SECTOR 2	LAP TIME	MPH	DIFF	TIME OF DAY
1 -		25.886	1:11.560	60.76	8.235	13:36:42.834
2 -	38.777	25.818	1:04.595	67.32	1.270	13:37:47.429
3 -	39.003	25.639	1:04.642	67.27	1.317	13:38:52.071
4 -	38.110	25.758	1:03.868 (3)	68.08	0.543	13:39:55.939
5 -	39.120	27.108	1:06.228	65.66	2.903	13:41:02.167
6 -	38.450	25.707	1:04.157	67.78	0.832	13:42:06.324
7 -	38.242	25.799	1:04.041	67.90	0.716	13:43:10.365
8 -	38.486	25.468	1:03.954	67.99	0.629	13:44:14.319
9 -	37.642	25.683	1:03.325 (1)	68.67		13:45:17.644
10 -	38.298	25.279	1:03.577 (2)	68.39	0.252	13:46:21.221

P21 56		Russell TURNER		MZ -		
IDEAL LAP TIME : 1:03.068		BEST LAP TIME : 1:03.107		DIFFERENCE : 0.039		
LAP	SECTOR 1	SECTOR 2	LAP TIME	MPH	DIFF	TIME OF DAY
1 -		26.021	1:13.279	59.34	10.172	13:36:44.553
2 -	38.702	26.048	1:04.750	67.15	1.643	13:37:49.303
3 -	39.174	26.062	1:05.236	66.65	2.129	13:38:54.539
4 -	38.365	25.844	1:04.209	67.72	1.102	13:39:58.748
5 -	38.843	25.702	1:04.545	67.37	1.438	13:41:03.293
6 -	38.570	25.433	1:04.003	67.94	0.896	13:42:07.296
7 -	37.751	25.356	1:03.107 (1)	68.90		13:43:10.403
8 -	37.772	25.403	1:03.175 (2)	68.83	0.068	13:44:13.578
9 -	38.210	25.624	1:03.834 (3)	68.12	0.727	13:45:17.412
10 -	38.805	25.317	1:04.122	67.81	1.015	13:46:21.534

P22 60 GPF		Ian READ		Suzuki - MiMS Racing, TSR Vapour Blasting.		
IDEAL LAP TIME : 1:01.218		BEST LAP TIME : 1:01.278		DIFFERENCE : 0.060		
LAP	SECTOR 1	SECTOR 2	LAP TIME	MPH	DIFF	TIME OF DAY

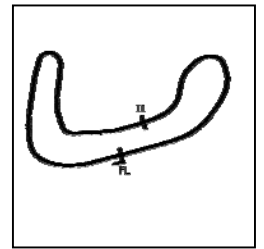
Weather / Track : Cloudy / Dry

Brands Hatch Indy
Circuit Length = 1.2079 miles
Start: 13:35 Flag 13:45 End: 13:46

BMCRC - MRO Championships 2019 - Rnd 1 @ Brands Hatch Indy

BMZRC 250MZs & Blue Haze 2-Stroke GP

RACE 5 - SECTOR ANALYSIS



SECTOR 1 = FL to I1, SECTOR 2 = I1 to FL, DIFF = Difference To Personal Best Lap, P = Crossed Finish Line in Pit Lane, D = Time Disallowed

1 -		25.012	1:37.800	44.46	36.522	13:37:09.074
2 -	36.772	24.506	1:01.278 (1)	70.96		13:38:10.352
3 -	36.712	24.831	1:01.543 (2)	70.65	0.265	13:39:11.895
4 -	37.220	25.100	1:02.320	69.77	1.042	13:40:14.215
5 -	37.025	24.988	1:02.013 (3)	70.12	0.735	13:41:16.228
6 -	37.188	25.214	1:02.402	69.68	1.124	13:42:18.630
7 -	38.399	25.043	1:03.442	68.54	2.164	13:43:22.072
8 -	37.153	25.214	1:02.367	69.72	1.089	13:44:24.439
9 -	37.719	25.183	1:02.902	69.13	1.624	13:45:27.341
10 -	37.772	25.556	1:03.328	68.66	2.050	13:46:30.669

P23 35 GPF Evann PENDRILL			Aprilia -			
IDEAL LAP TIME : 1:01.048		BEST LAP TIME : 1:01.048	DIFFERENCE : 0.000			
LAP	SECTOR 1	SECTOR 2	LAP TIME	MPH	DIFF	TIME OF DAY
1 -		25.083	1:40.472	43.28	39.424	13:37:11.746
2 -	37.899	24.287	1:02.186	69.92	1.138	13:38:13.932
3 -	38.051	24.870	1:02.921	69.11	1.873	13:39:16.853
4 -	38.002	24.687	1:02.689	69.36	1.641	13:40:19.542
5 -	37.975	24.522	1:02.497	69.58	1.449	13:41:22.039
6 -	37.530	24.831	1:02.361	69.73	1.313	13:42:24.400
7 -	36.859	24.627	1:01.486 (2)	70.72	0.438	13:43:25.886
8 -	37.481	24.403	1:01.884 (3)	70.27	0.836	13:44:27.770
9 -	36.835	24.213	1:01.048 (1)	71.23		13:45:28.818

P24 37 GPF Timothy POWELL			Aprilia -			
IDEAL LAP TIME : 1:02.165		BEST LAP TIME : 1:02.227	DIFFERENCE : 0.062			
LAP	SECTOR 1	SECTOR 2	LAP TIME	MPH	DIFF	TIME OF DAY
1 -		24.809	1:38.754	44.03	36.527	13:37:10.028
2 -	38.570	24.219	1:02.789	69.25	0.562	13:38:12.817
3 -	38.538	24.337	1:02.875	69.16	0.648	13:39:15.692
4 -	38.590	24.208	1:02.798	69.24	0.571	13:40:18.490
5 -	38.228	24.217	1:02.445 (2)	69.63	0.218	13:41:20.935
6 -	38.102	24.343	1:02.445 (2)	69.63	0.218	13:42:23.380
7 -	38.389	24.341	1:02.730	69.32	0.503	13:43:26.110
8 -	38.390	24.422	1:02.812	69.23	0.585	13:44:28.922
9 -	38.164	24.063	1:02.227 (1)	69.88		13:45:31.149

P25 66 Mark VINCENT			MZ - Putoline			
IDEAL LAP TIME : 1:05.138		BEST LAP TIME : 1:05.325	DIFFERENCE : 0.187			
LAP	SECTOR 1	SECTOR 2	LAP TIME	MPH	DIFF	TIME OF DAY
1 -		26.513	1:13.569	59.10	8.244	13:36:44.843
2 -	39.814	26.082	1:05.896	65.99	0.571	13:37:50.739
3 -	39.658	26.200	1:05.858	66.03	0.533	13:38:56.597
4 -	39.480	26.135	1:05.615 (3)	66.27	0.290	13:40:02.212
5 -	39.626	26.308	1:05.934	65.95	0.609	13:41:08.146
6 -	40.196	27.336	1:07.532	64.39	2.207	13:42:15.678
7 -	40.953	26.200	1:07.153	64.75	1.828	13:43:22.831
8 -	39.056	26.269	1:05.325 (1)	66.56		13:44:28.156
9 -	39.478	26.135	1:05.613 (2)	66.27	0.288	13:45:33.769

P26 21 GP Stuart THURTLÉ			Honda -			
IDEAL LAP TIME : 1:01.904		BEST LAP TIME : 1:01.999	DIFFERENCE : 0.095			
LAP	SECTOR 1	SECTOR 2	LAP TIME	MPH	DIFF	TIME OF DAY
1 -		25.036	1:39.525	43.69	37.526	13:37:10.799
2 -	39.243	24.978	1:04.221	67.71	2.222	13:38:15.020
3 -	38.984	25.525	1:04.509	67.41	2.510	13:39:19.529
4 -	38.626	24.934	1:03.560	68.41	1.561	13:40:23.089
5 -	38.056	24.852	1:02.908 (3)	69.12	0.909	13:41:25.997
6 -	37.625	24.919	1:02.544 (2)	69.52	0.545	13:42:28.541
7 -	38.194	24.728	1:02.922	69.11	0.923	13:43:31.463

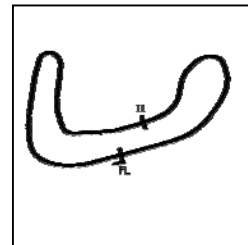
Weather / Track : Cloudy / Dry

Brands Hatch Indy
Circuit Length = 1.2079 miles
Start: 13:35 Flag 13:45 End: 13:46

BMCRC - MRO Championships 2019 - Rnd 1 @ Brands Hatch Indy

BMZRC 250MZs & Blue Haze 2-Stroke GP

RACE 5 - SECTOR ANALYSIS



SECTOR 1 = FL to I1, SECTOR 2 = I1 to FL, DIFF = Difference To Personal Best Lap, P = Crossed Finish Line in Pit Lane, D = Time Disallowed

8 -	38.510	24.624	1:03.134	68.87	1.135	13:44:34.597
9 -	37.280	24.719	1:01.999 (1)	70.13		13:45:36.596

P27 99 GPF Stewart GRICE		Aprilia -				
IDEAL LAP TIME : 1:03.008		BEST LAP TIME : 1:03.194				
		DIFFERENCE : 0.186				
LAP	SECTOR 1	SECTOR 2	LAP TIME	MPH	DIFF	TIME OF DAY
1 -		25.695	1:42.501	42.42	39.307	13:37:13.775
2 -	38.451	25.042	1:03.493 (2)	68.48	0.299	13:38:17.268
3 -	39.578	25.209	1:04.787	67.12	1.593	13:39:22.055
4 -	40.269	25.233	1:05.502	66.38	2.308	13:40:27.557
5 -	39.431	25.161	1:04.592	67.32	1.398	13:41:32.149
6 -	38.895	25.272	1:04.167	67.77	0.973	13:42:36.316
7 -	38.637	24.557	1:03.194 (1)	68.81		13:43:39.510
8 -	38.564	25.012	1:03.576 (3)	68.40	0.382	13:44:43.086
9 -	38.628	25.148	1:03.776	68.18	0.582	13:45:46.862

P28 17 GPF David PATERSON		Aprilia - Team old Git racing				
IDEAL LAP TIME : 1:02.865		BEST LAP TIME : 1:03.527				
		DIFFERENCE : 0.662				
LAP	SECTOR 1	SECTOR 2	LAP TIME	MPH	DIFF	TIME OF DAY
1 -		26.282	1:45.806	41.09	42.279	13:37:17.080
2 -	40.056	26.243	1:06.299	65.59	2.772	13:38:23.379
3 -	39.637	25.109	1:04.746	67.16	1.219	13:39:28.125
4 -	39.289	25.908	1:05.197	66.69	1.670	13:40:33.322
5 -	39.422	24.682	1:04.104 (2)	67.83	0.577	13:41:37.426
6 -	38.497	25.030	1:03.527 (1)	68.45		13:42:40.953
7 -	39.365	25.205	1:04.570	67.34	1.043	13:43:45.523
8 -	38.183	25.952	1:04.135 (3)	67.80	0.608	13:44:49.658
9 -	40.923	26.039	1:06.962	64.94	3.435	13:45:56.620

P29 67 GPF Mark BAILEY		Yamaha - Gforce motorcycles				
IDEAL LAP TIME : 1:06.881		BEST LAP TIME : 1:07.076				
		DIFFERENCE : 0.195				
LAP	SECTOR 1	SECTOR 2	LAP TIME	MPH	DIFF	TIME OF DAY
1 -		26.573	1:44.846	41.47	37.770	13:37:16.120
2 -	40.814	26.728	1:07.542	64.38	0.466	13:38:23.662
3 -	40.706	26.605	1:07.311 (3)	64.60	0.235	13:39:30.973
4 -	41.364	26.624	1:07.988	63.96	0.912	13:40:38.961
5 -	41.776	26.320	1:08.096	63.85	1.020	13:41:47.057
6 -	40.955	26.385	1:07.340	64.57	0.264	13:42:54.397
7 -	41.004	26.294	1:07.298 (2)	64.61	0.222	13:44:01.695
8 -	41.189	26.467	1:07.656	64.27	0.580	13:45:09.351
9 -	40.901	26.175	1:07.076 (1)	64.83		13:46:16.427

P30 62 GPF Steven HUMPHREYS		Yamaha - phoneix racing				
IDEAL LAP TIME : 1:10.401		BEST LAP TIME : 1:10.416				
		DIFFERENCE : 0.015				
LAP	SECTOR 1	SECTOR 2	LAP TIME	MPH	DIFF	TIME OF DAY
1 -		29.453	1:53.219	38.40	42.803	13:37:24.493
2 -	46.918	28.475	1:15.393	57.67	4.977	13:38:39.886
3 -	43.721	28.067	1:11.788	60.57	1.372	13:39:51.674
4 -	42.587	28.691	1:11.278 (2)	61.00	0.862	13:41:02.952
5 -	43.677	27.867	1:11.544 (3)	60.78	1.128	13:42:14.496
6 -	43.497	28.795	1:12.292	60.15	1.876	13:43:26.788
7 -	44.529	28.156	1:12.685	59.82	2.269	13:44:39.473
8 -	42.602	27.814	1:10.416 (1)	61.75		13:45:49.889

Weather / Track : Cloudy / Dry

Brands Hatch Indy
Circuit Length = 1.2079 miles
Start: 13:35 Flag 13:45 End: 13:46

BMCRC - MRO Championships 2019 - Rnd 1 @ Brands Hatch Indy

BMZRC 250MZs & Blue Haze 2-Stroke GP

RACE 5 - BEST SECTORS

SECTOR 1			SECTOR 2			IDEAL / BEST COMPARISON						
POS	NO	NAME	TIME	NO	NAME	TIME	POS	NO	NAME	IDEAL	BEST	DIFF
									PERFECT LAP	55.503		
1	3	BARRETT	33.626	53	WHITING	21.877	1	3	BARRETT	55.628	55.687	0.059
2	53	WHITING	33.779	3	BARRETT	22.002	2	53	WHITING	55.656	56.012	0.356
3	71	HICKLING	34.446	15	PERKINS	22.803	3	15	PERKINS	57.380	57.380	0.000
4	15	PERKINS	34.577	83	GODBOLD	22.828	4	71	HICKLING	57.809	57.943	0.134
5	44	DESSOY	35.077	95	ROGERS	23.094	5	83	GODBOLD	58.016	58.258	0.242
6	83	GODBOLD	35.188	160	GOUGH	23.152	6	95	ROGERS	58.344	58.887	0.543
7	95	ROGERS	35.250	78	POWER	23.171	7	44	DESSOY	58.487	58.651	0.164
8	75	WOODALL	35.309	11	MACHARD	23.251	8	160	GOUGH	58.509	59.012	0.503
9	160	GOUGH	35.357	611	WELCH	23.288	9	75	WOODALL	58.807	58.886	0.079
10	127	HAYWARD	35.502	30	HEWSON	23.357	10	78	POWER	58.856	59.074	0.218
11	78	POWER	35.685	71	HICKLING	23.363	11	11	MACHARD	58.943	58.957	0.014
12	11	MACHARD	35.692	44	DESSOY	23.410	12	127	HAYWARD	59.067	59.252	0.185
13	611	WELCH	35.941	75	WOODALL	23.498	13	611	WELCH	59.229	59.437	0.208
14	85	WALES	36.228	127	HAYWARD	23.565	14	30	HEWSON	59.673	59.768	0.095
15	30	HEWSON	36.316	37	POWELL	24.063	15	85	WALES	1:00.477	1:00.625	0.148
16	113	NEWMAN	36.504	69	MANN	24.149	16	113	NEWMAN	1:00.694	1:01.044	0.350
17	32	ASHMEAD	36.580	32	ASHMEAD	24.188	17	32	ASHMEAD	1:00.768	1:01.068	0.300
18	69	MANN	36.621	113	NEWMAN	24.190	18	69	MANN	1:00.770	1:00.897	0.127
19	60	READ	36.712	35	PENDRILL	24.213	19	35	PENDRILL	1:01.048	1:01.048	0.000
20	35	PENDRILL	36.835	85	WALES	24.249	20	60	READ	1:01.218	1:01.278	0.060
21	21	THURTL	37.280	5	SAMETT	24.363	21	5	SAMETT	1:01.698	1:01.698	0.000
22	5	SAMETT	37.335	60	READ	24.506	22	21	THURTL	1:01.904	1:01.999	0.095
23	41	WILLIAMS	37.642	99	GRICE	24.557	23	37	POWELL	1:02.165	1:02.227	0.062
24	56	TURNER	37.751	21	THURTL	24.624	24	17	PATERSON	1:02.865	1:03.527	0.662
25	37	POWELL	38.102	17	PATERSON	24.682	25	41	WILLIAMS	1:02.921	1:03.325	0.404
26	17	PATERSON	38.183	41	WILLIAMS	25.279	26	99	GRICE	1:03.008	1:03.194	0.186
27	99	GRICE	38.451	56	TURNER	25.317	27	56	TURNER	1:03.068	1:03.107	0.039
28	66	VINCENT	39.056	66	VINCENT	26.082	28	66	VINCENT	1:05.138	1:05.325	0.187
29	67	BAILEY	40.706	67	BAILEY	26.175	29	67	BAILEY	1:06.881	1:07.076	0.195
30	62	HUMPHREYS	42.587	62	HUMPHREYS	27.814	30	62	HUMPHREYS	1:10.401	1:10.416	0.015
31												

Weather / Track : Cloudy / Dry

Results can be found at www.tsl-timing.com

Brands Hatch Indy
 Circuit Length = 1.2079 miles
 Start: 13:35 Flag 13:45 End: 13:46

Printed - 13:50 Saturday, 09 March 2019

BMCRC - MRO Championships 2019 - Rnd 1 @ Brands Hatch Indy

BMZRC 250MZs & Blue Haze 2-Stroke GP

RACE 15 - GRID (10 Laps)

ROW 12		35	88 Mark EDGE	34	62 Steven HUMPHREYS	1:10.416
ROW 11		33	67 Mark BAILEY	32	17 David PATERSON	1:03.194
ROW 10		30	37 Timothy POWELL	29	21 Stuart THURTLÉ	1:01.278
ROW 9		27	35 Evann PENDRILL	26	30 Neil HEWSON	59.437
ROW 8		24	127 Richard HAYWARD	23	78 Virginia POWER	59.012
ROW 7		21	11 Gael MACHARD	20	83 Paul GODBOLD	57.943
ROW 6		18	15 Billy PERKINS	17	53 Mark WHITING	55.687
ROW 5						
ROW 4		12	96 Chris KENT	11	66 Mark VINCENT	1:03.325
ROW 3		9	56 Russell TURNER	8	5 Garry SAMETT	1:01.068
ROW 2		6	113 Liam NEWMAN	5	69 Alexander MANN	1:00.625
ROW 1		3	95 Christopher ROGERS	2	75 Peter WOODALL	58.651
				1	44 Robert DESOY	Pole

Brands Hatch Indy
 Circuit Length = 1.2079 miles

These results are provisional until the conclusion of any judicial and technical matters.

Clerk Of Course :	Timekeeper :
-------------------	--------------

Results can be found at www.tsl-timing.com

Printed - 13:56 Saturday, 09 March 2019



BMCRC - MRO Championships 2019 - Rnd 1 @ Brands Hatch Indy

BMZRC 250MZs & Blue Haze 2-Stroke GP

RACE 15 - CLASSIFICATION

POS	NO	CL	PIC NAME	ENTRY	LAPS	TIME	GAP	DIFF	MPH	BEST	ON
1	53	GP	1 Mark WHITING	Yamaha - Mark whiting	10	9:50.469			73.64	54.937	2
2	75		1 Peter WOODALL	MZ - Core Projects Ltd	10	9:54.347	3.878	3.878	73.16	58.001	10
3	95		2 Christopher ROGERS	MZ - CB Racing	10	9:55.085	4.616	0.738	73.07	57.805	10
4	44		3 Robert DESSOY	MZ - Eastern Garage Racing	10	9:55.342	4.873	0.257	73.04	58.231	10
5	96		4 Chris KENT	MZ - Buxton Powder Coating / Anglesey Motorbike (10	9:59.606	9.137	4.264	72.52	58.783	3
6	85		5 Andrew WALES	MZ - Illuminated Design LTD	10	10:06.647	16.178	7.041	71.68	59.500	3
7	3	GP	2 Tom BARRETT	Honda - Aspire Classic Restorations	10	10:08.554	18.085	1.907	71.45	56.238	7
8	15	GPF	1 Billy PERKINS	Yamaha - Bexhill gearboxes	10	10:13.041	22.572	4.487	70.93	57.197	2
9	69		6 Alexander MANN	MZ - HS RACING	10	10:19.944	29.475	6.903	70.14	1:00.613	9
10	611	GPF	2 Paul WELCH	Yamaha -	10	10:20.046	29.577	0.102	70.13	58.217	10
11	83	GPF	3 Paul GODBOLD	Yamaha - Hill farm tree services	10	10:20.585	30.116	0.539	70.07	57.779	8
12	71	GPF	4 Richard HICKLING	Aprilia - All the Pickles	10	10:21.034	30.565	0.449	70.02	57.787	9
13	11	GPF	5 Gael MACHARD	Aprilia -	10	10:24.364	33.895	3.330	69.64	58.056	7
14	5		7 Garry SAMETT	MZ - smallmouse	10	10:32.131	41.662	7.767	68.79	1:01.450	9
15	32		8 John ASHMEAD	MZ -	10	10:32.615	42.146	0.484	68.74	1:00.916	8
16	113		9 Liam NEWMAN	MZ - Team newman racing	10	10:33.204	42.735	0.589	68.67	1:01.594	8
17	127	GPF	6 Richard HAYWARD	Yamaha - Gforce Motorcycles	10	10:35.315	44.846	2.111	68.44	59.102	9
18	160	GPF	7 Daniel GOUGH	Yamaha - G Force Motorcycles	10	10:35.527	45.058	0.212	68.42	59.044	7
19	41		10 Gary WILLIAMS	MZ -	10	10:43.904	53.435	8.377	67.53	1:02.595	10
20	56		11 Russell TURNER	MZ -	10	10:43.973	53.504	0.069	67.52	1:02.696	9
21	30	GPF	8 Neil HEWSON	Suzuki - The Sun Inn, Pickering	9	9:54.101	1 Lap	1 Lap	65.87	1:00.352	9
22	37	GPF	9 Timothy POWELL	Aprilia -	9	10:01.349	1 Lap	7.248	65.08	1:01.956	9
23	35	GPF	10 Evann PENDRILL	Aprilia -	9	10:02.349	1 Lap	1.000	64.97	1:01.644	8
24	21	GP	3 Stuart THURTL	Honda -	9	10:03.326	1 Lap	0.977	64.86	1:02.111	9
25	99	GPF	11 Stewart GRICE	Aprilia -	9	10:05.130	1 Lap	1.804	64.67	1:01.380	6
26	17	GPF	12 David PATERSON	Aprilia - Team old Git racing	9	10:18.993	1 Lap	13.863	63.22	1:02.978	2
27	67	GPF	13 Mark BAILEY	Yamaha - Gforce motorcycles	9	10:35.275	1 Lap	16.282	61.60	1:05.854	4
28	62	GPF	14 Steven HUMPHREYS	Yamaha - phoneix racing	8	10:15.827	2 Laps	1 Lap	56.49	1:10.560	7

NOT CLASSIFIED

DNF	66		Mark VINCENT	MZ - Putoline	4	4:31.441	6 Laps	4 Laps	64.08	1:05.385	2
DNF	78*	GPF	Virginia POWER	Kawasaki -	3	3:44.325	7 Laps	1 Lap	58.15	59.203	3
DNF	60	GPF	Ian READ	Suzuki - MiMS Racing, TSR Vapour Blasting.	2	2:45.591	8 Laps	1 Lap	52.52	1:06.792	2

FASTEST LAP

53	GP	Mark WHITING	Yamaha - Mark whiting	2	54.937	79.15 mph	127.38 kph
15	GPF	Billy PERKINS	Yamaha - Bexhill gearboxes	2	57.197	76.02 mph	122.35 kph
95		Christopher ROGERS	MZ - CB Racing	10	57.805	75.22 mph	121.06 kph

No. 78 - 10 Second Penalty, Jump Start

Class GP - 92.5% of Race Speed = 68.11 mph

Class - 92.5% of Race Speed = 67.67 mph

Class GPF - 92.5% of Race Speed = 65.61 mph

Brands Hatch Indy

Circuit Length = 1.2079 miles

Start: 16:10 Flag 16:19 End: 16:21

Weather / Track : Cloudy / Dry

These results are provisional until the conclusion of any judicial and technical matters.

Clerk Of Course :	Timekeeper :
-------------------	--------------

Results can be found at www.tsl-timing.com

Printed - 16:23 Saturday, 09 March 2019



BMCRC - MRO Championships 2019 - Rnd 1 @ Brands Hatch Indy

BMZRC 250MZs & Blue Haze 2-Stroke GP

RACE 15 - LAP CHART

LAP 1 @ 16:11:08.991		
NO	BEHIND	LAP TIME

44		1:04.970
95	0.090	1:05.060
75	0.408	1:05.378
85	1.233	1:06.203
96	2.275	1:07.245
69	3.224	1:08.194
32	4.204	1:09.174
5	4.861	1:09.831
113	5.058	1:10.028
41	5.704	1:10.674
56	7.688	1:12.658
66	8.579	1:13.549
53	23.238	1:28.208
15	25.658	1:30.628
83	26.700	1:31.670
611	27.570	1:32.540
11	28.784	1:33.754
3	29.016	1:33.986
160	29.987	1:34.957
71	30.193	1:35.163
127	30.458	1:35.428
78	30.676	1:35.646
60	33.829	1:38.799
21	34.223	1:39.193
37	34.319	1:39.289
30	35.596	1:40.566
35	35.740	1:40.710
99	36.819	1:41.789
17	37.574	1:42.544
67	38.749	1:43.719
62	44.988	1:49.958

LAP 2 @ 16:12:08.068		
NO	BEHIND	LAP TIME

44		59.077
95	0.090	59.077
75	0.172	58.841
96	2.177	58.979
85	2.270	1:00.114
69	5.569	1:01.422
113	8.547	1:02.566
32	8.685	1:03.558
5	9.203	1:03.419
41	10.267	1:03.640
56	12.898	1:04.287
66	14.887	1:05.385
53	19.098	54.937
15	23.778	57.197
83	25.745	58.122
611	26.840	58.347
3	27.422	57.483
11	28.761	59.054
71	30.106	58.990
160	30.177	59.267
127	30.528	59.147
78	31.075	59.476
21	38.480	1:03.334
37	38.800	1:03.558
30	39.088	1:02.569
35	40.104	1:03.441
99	40.520	1:02.778
17	41.475	1:02.978

LAP 3 @ 16:13:07.121		
NO	BEHIND	LAP TIME

44		59.053
95	0.086	59.049
75	0.347	59.228
62	1 Lap	1:13.589
96	1.907	58.783
85	2.717	59.500
69	8.252	1:01.736
32	12.747	1:03.115
113	12.787	1:03.293
5	13.050	1:02.900
41	14.843	1:03.629
53	16.287	56.242
56	17.565	1:03.720
66	21.858	1:06.024
15	22.298	57.573
83	25.002	58.310
3	25.824	57.455
611	26.164	58.377
11	28.998	59.290
71	30.041	58.988
160	30.645	59.521
127	30.875	59.400
78	31.225	59.203
21	42.630	1:03.203
37	42.839	1:03.092
30	43.044	1:03.009
35	43.975	1:02.924
99	44.659	1:03.192
17	46.330	1:03.908
67	53.484	1:06.693

LAP 4 @ 16:14:05.935		
NO	BEHIND	LAP TIME

95		58.728
44	0.088	58.902
75	0.147	58.614
96	2.653	59.560
85	4.086	1:00.183
69	11.937	1:02.499
53	13.502	56.029
62	1 Lap	1:12.274
113	16.274	1:02.301
32	16.454	1:02.521
5	16.832	1:02.596
41	20.227	1:04.198
15	21.426	57.942
56	21.641	1:02.890
3	24.857	57.847
83	25.260	59.072
611	25.970	58.620
11	29.404	59.220
66	29.527	1:06.483
71	29.864	58.637
160	31.990	1:00.159
127	32.607	1:00.546
21	47.069	1:03.253
30	47.363	1:03.133
37	47.428	1:03.403
35	48.411	1:03.250

LAP 5 @ 16:15:04.812		
NO	BEHIND	LAP TIME

44		58.789
95	0.220	59.097
75	0.341	59.071
67	1 Lap	1:05.854
96	2.724	58.948
85	4.956	59.747
53	10.783	56.158
69	14.543	1:01.483
113	20.077	1:02.680
15	20.863	58.314
32	21.424	1:03.847
5	21.677	1:03.722
3	24.048	58.068
41	26.023	1:04.673
83	26.160	59.777
611	26.247	59.154
62	1 Lap	1:12.138
56	27.777	1:05.013
71	28.915	57.928
11	29.603	59.076
127	35.280	1:01.550
160	35.968	1:02.855
30	50.205	1:01.719
21	50.751	1:02.559
37	51.219	1:02.668
35	52.318	1:02.784
99	53.293	1:02.279

LAP 6 @ 16:16:03.382		
NO	BEHIND	LAP TIME

44		58.570
75	0.251	58.480
95	0.348	58.698
17	1 Lap	1:06.249
96	3.012	58.858
85	6.367	59.981
53	8.019	55.806
67	1 Lap	1:06.621
69	16.985	1:01.012
15	20.613	58.320
3	22.391	56.913
113	24.051	1:02.544
32	24.577	1:01.723
5	24.698	1:01.591
611	26.796	59.119
83	26.875	59.285
71	29.065	58.720
11	30.161	59.128
41	31.321	1:03.868
56	32.256	1:03.049
127	37.191	1:00.481
160	37.931	1:00.533
62	1 Lap	1:12.351
30	52.108	1:00.473
21	54.912	1:02.731
37	55.225	1:02.576
99	56.103	1:01.380
35	56.166	1:02.418

LAP 7 @ 16:17:01.848		
NO	BEHIND	LAP TIME

75		58.215
44	0.186	58.652
95	0.297	58.415
96	3.723	59.177
53	5.111	55.558
85	8.155	1:00.254
17	1 Lap	1:06.198
67	1 Lap	1:06.092
69	19.409	1:00.890
3	20.163	56.238
15	20.484	58.337
611	27.112	58.782
83	27.930	59.521
32	28.435	1:02.324
5	28.782	1:02.550
71	29.118	58.519
113	29.665	1:04.080
11	29.751	58.056
56	36.548	1:02.758
41	36.583	1:03.728
127	38.270	59.545
160	38.509	59.044
30	55.033	1:01.391
62	1 Lap	1:13.187
37	59.138	1:02.379

LAP 8 @ 16:18:01.306		
NO	BEHIND	LAP TIME

75		59.458
44	0.625	59.897
21	1 Lap	1:03.873
53	1.259	55.606
35	1 Lap	1:03.107
95	1.424	1:00.585
99	1 Lap	1:03.446
96	3.341	59.076
85	9.003	1:00.306
17	1 Lap	1:04.585
3	17.769	57.064
15	19.516	58.490
69	21.294	1:01.343
67	1 Lap	1:06.498
611	25.964	58.310
83	26.251	57.779
71	27.749	58.089
11	29.502	59.209
32	29.893	1:00.916
5	30.898	1:01.574
113	31.801	1:01.594
160	39.158	1:00.107
127	39.582	1:00.770
56	40.628	1:03.538
41	41.185	1:04.060
30	56.464	1:00.889

LAP 9 @ 16:18:58.287		
NO	BEHIND	LAP TIME

53		55.722
75	2.080	59.061
44	2.845	59.201
95	3.014	58.571

37	1 Lap	1:02.428
96	5.356	58.996
35	1 Lap	1:01.644
21	1 Lap	1:03.069
99	1 Lap	1:04.005
62	2 Laps	1:10.560
85	12.043	1:00.021
3	17.260	56.472
15	20.531	57.996
17	1 Lap	1:03.918
69	24.926	1:00.613
611	27.563	58.580
83	27.811	58.541
71	28.555	57.787
11	31.363	58.842
67	1 Lap	1:06.743
32	35.044	1:02.132
5	35.367	1:01.450
113	36.967	1:02.147
160	41.632	59.455
127	41.703	59.102
56	46.343	1:02.696
41	47.043	1:02.839

LAP 10 @ 16:19:54.490		
NO	BEHIND	LAP TIME

53		56.203
30	1 Lap	1:00.352
75	3.878	58.001
95	4.616	57.805
44	4.873	58.231
96	9.137	59.984
37	1 Lap	1:01.956
35	1 Lap	1:02.071
21	1 Lap	1:02.111
99	1 Lap	1:02.215
85	16.178	1:00.338
3	18.085	57.028
15	22.572	58.244
62	2 Laps	1:11.770
17	1 Lap	1:03.977
69	29.475	1:00.752
611	29.577	58.217
83	30.116	58.508
71	30.565	58.213
11	33.895	58.735
5	41.662	1:02.498
32	42.146	1:03.305
113	42.735	1:01.971
67	1 Lap	1:06.883
127	44.846	59.346
160	45.058	59.629
41	53.435	1:02.595
56	53.504	1:03.364

Weather / Track : Cloudy / Dry

Results can be found at www.tsl-timing.com

Brands Hatch Indy
Circuit Length = 1.2079 miles
Start: 16:10 Flag 16:19 End: 16:21

Printed - 16:25 Saturday, 09 March 2019

BMCR - MRO Championships 2019 - Rnd 1 @ Brands Hatch Indy

BMZRC 250MZs & Blue Haze 2-Stroke GP

RACE 15 - SECTOR ANALYSIS



SECTOR 1 = FL to I1, SECTOR 2 = I1 to FL, DIFF = Difference To Personal Best Lap, P = Crossed Finish Line in Pit Lane, D = Time Disallowed

P1 53 GP		Mark WHITING		Yamaha - Mark whiting		
IDEAL LAP TIME : 54.937		BEST LAP TIME : 54.937		DIFFERENCE : 0.000		
LAP	SECTOR 1	SECTOR 2	LAP TIME	MPH	DIFF	TIME OF DAY
1 -		21.938	1:28.208	49.29	33.271	16:11:32.229
2 -	33.209	21.728	54.937 (1)	79.15		16:12:27.166
3 -	33.937	22.305	56.242	77.31	1.305	16:13:23.408
4 -	33.714	22.315	56.029	77.61	1.092	16:14:19.437
5 -	34.096	22.062	56.158	77.43	1.221	16:15:15.595
6 -	33.486	22.320	55.806	77.92	0.869	16:16:11.401
7 -	33.470	22.088	55.558 (2)	78.27	0.621	16:17:06.959
8 -	33.268	22.338	55.606 (3)	78.20	0.669	16:18:02.565
9 -	33.730	21.992	55.722	78.04	0.785	16:18:58.287
10 -	34.143	22.060	56.203	77.37	1.266	16:19:54.490

P2 75		Peter WOODALL		MZ - Core Projects Ltd		
IDEAL LAP TIME : 57.924		BEST LAP TIME : 58.001		DIFFERENCE : 0.077		
LAP	SECTOR 1	SECTOR 2	LAP TIME	MPH	DIFF	TIME OF DAY
1 -		23.811	1:05.378	66.51	7.377	16:11:09.399
2 -	35.077	23.764	58.841	73.90	0.840	16:12:08.240
3 -	35.383	23.845	59.228	73.42	1.227	16:13:07.468
4 -	34.979	23.635	58.614	74.19	0.613	16:14:06.082
5 -	35.184	23.887	59.071	73.61	1.070	16:15:05.153
6 -	34.973	23.507	58.480 (3)	74.36	0.479	16:16:03.633
7 -	34.751	23.464	58.215 (2)	74.69	0.214	16:17:01.848
8 -	35.416	24.042	59.458	73.13	1.457	16:18:01.306
9 -	35.527	23.534	59.061	73.62	1.060	16:19:00.367
10 -	34.460	23.541	58.001 (1)	74.97		16:19:58.368

P3 95		Christopher ROGERS		MZ - CB Racing		
IDEAL LAP TIME : 57.603		BEST LAP TIME : 57.805		DIFFERENCE : 0.202		
LAP	SECTOR 1	SECTOR 2	LAP TIME	MPH	DIFF	TIME OF DAY
1 -		23.679	1:05.060	66.83	7.255	16:11:09.081
2 -	35.160	23.917	59.077	73.60	1.272	16:12:08.158
3 -	35.189	23.860	59.049	73.64	1.244	16:13:07.207
4 -	35.072	23.656	58.728	74.04	0.923	16:14:05.935
5 -	35.314	23.783	59.097	73.58	1.292	16:15:05.032
6 -	35.079	23.619	58.698	74.08	0.893	16:16:03.730
7 -	34.976	23.439	58.415 (2)	74.44	0.610	16:17:02.145
8 -	36.391	24.194	1:00.585	71.77	2.780	16:18:02.730
9 -	35.616	22.955	58.571 (3)	74.24	0.766	16:19:01.301
10 -	34.648	23.157	57.805 (1)	75.22		16:19:59.106

P4 44		Robert DESOY		MZ - Eastern Garage Racing		
IDEAL LAP TIME : 58.161		BEST LAP TIME : 58.231		DIFFERENCE : 0.070		
LAP	SECTOR 1	SECTOR 2	LAP TIME	MPH	DIFF	TIME OF DAY
1 -		23.942	1:04.970	66.93	6.739	16:11:08.991
2 -	35.073	24.004	59.077	73.60	0.846	16:12:08.068
3 -	35.327	23.726	59.053	73.63	0.822	16:13:07.121
4 -	35.133	23.769	58.902	73.82	0.671	16:14:06.023
5 -	35.001	23.788	58.789	73.96	0.558	16:15:04.812
6 -	35.192	23.378	58.570 (2)	74.24	0.339	16:16:03.382
7 -	35.057	23.595	58.652 (3)	74.14	0.421	16:17:02.034
8 -	35.647	24.250	59.897	72.60	1.666	16:18:01.931
9 -	35.871	23.330	59.201	73.45	0.970	16:19:01.132
10 -	35.071	23.160	58.231 (1)	74.67		16:19:59.363

P5 96		Chris KENT		MZ - Buxton Powder Coating / Anglesey Motorbike Club		
IDEAL LAP TIME : 58.599		BEST LAP TIME : 58.783		DIFFERENCE : 0.184		
LAP	SECTOR 1	SECTOR 2	LAP TIME	MPH	DIFF	TIME OF DAY

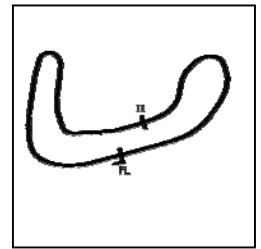
Weather / Track : Cloudy / Dry

Brands Hatch Indy
Circuit Length = 1.2079 miles
Start: 16:10 Flag 16:19 End: 16:21

BMCRC - MRO Championships 2019 - Rnd 1 @ Brands Hatch Indy

BMZRC 250MZs & Blue Haze 2-Stroke GP

RACE 15 - SECTOR ANALYSIS



SECTOR 1 = FL to I1, SECTOR 2 = I1 to FL, DIFF = Difference To Personal Best Lap, P = Crossed Finish Line in Pit Lane, D = Time Disallowed

1 -		23.863	1:07.245	64.66	8.462	16:11:11.266
2 -	35.388	23.591	58.979	73.73	0.196	16:12:10.245
3 -	35.195	23.588	58.783 (1)	73.97		16:13:09.028
4 -	36.129	23.431	59.560	73.01	0.777	16:14:08.588
5 -	35.473	23.475	58.948 (3)	73.77	0.165	16:15:07.536
6 -	35.454	23.404	58.858 (2)	73.88	0.075	16:16:06.394
7 -	35.650	23.527	59.177	73.48	0.394	16:17:05.571
8 -	35.415	23.661	59.076	73.61	0.293	16:18:04.647
9 -	35.401	23.595	58.996	73.71	0.213	16:19:03.643
10 -	36.187	23.797	59.984	72.49	1.201	16:20:03.627

P6 85 Andrew WALES		MZ - Illuminated Design LTD				
IDEAL LAP TIME : 59.500		BEST LAP TIME : 59.500		DIFFERENCE : 0.000		
LAP	SECTOR 1	SECTOR 2	LAP TIME	MPH	DIFF	TIME OF DAY

1 -		24.075	1:06.203	65.68	6.703	16:11:10.224
2 -	35.858	24.256	1:00.114	72.33	0.614	16:12:10.338
3 -	35.603	23.897	59.500 (1)	73.08		16:13:09.838
4 -	36.136	24.047	1:00.183	72.25	0.683	16:14:10.021
5 -	35.737	24.010	59.747 (2)	72.78	0.247	16:15:09.768
6 -	35.925	24.056	59.981 (3)	72.49	0.481	16:16:09.749
7 -	35.881	24.373	1:00.254	72.17	0.754	16:17:10.003
8 -	36.181	24.125	1:00.306	72.10	0.806	16:18:10.309
9 -	36.016	24.005	1:00.021	72.45	0.521	16:19:10.330
10 -	36.127	24.211	1:00.338	72.07	0.838	16:20:10.668

P7 3 GP Tom BARRETT		Honda - Aspire Classic Restorations				
IDEAL LAP TIME : 56.051		BEST LAP TIME : 56.238		DIFFERENCE : 0.187		
LAP	SECTOR 1	SECTOR 2	LAP TIME	MPH	DIFF	TIME OF DAY

1 -		23.224	1:33.986	46.26	37.748	16:11:38.007
2 -	35.435	22.048	57.483	75.65	1.245	16:12:35.490
3 -	35.314	22.141	57.455	75.68	1.217	16:13:32.945
4 -	34.979	22.868	57.847	75.17	1.609	16:14:30.792
5 -	34.406	23.662	58.068	74.88	1.830	16:15:28.860
6 -	34.197	22.716	56.913 (3)	76.40	0.675	16:16:25.773
7 -	34.384	21.854	56.238 (1)	77.32		16:17:22.011
8 -	35.064	22.000	57.064	76.20	0.826	16:18:19.075
9 -	34.429	22.043	56.472 (2)	77.00	0.234	16:19:15.547
10 -	34.679	22.349	57.028	76.25	0.790	16:20:12.575

P8 15 GPF Billy PERKINS		Yamaha - Bexhill gearboxes				
IDEAL LAP TIME : 57.111		BEST LAP TIME : 57.197		DIFFERENCE : 0.086		
LAP	SECTOR 1	SECTOR 2	LAP TIME	MPH	DIFF	TIME OF DAY

1 -		22.730	1:30.628	47.98	33.431	16:11:34.649
2 -	34.381	22.816	57.197 (1)	76.02		16:12:31.846
3 -	34.653	22.920	57.573 (2)	75.53	0.376	16:13:29.419
4 -	35.057	22.885	57.942 (3)	75.05	0.745	16:14:27.361
5 -	35.331	22.983	58.314	74.57	1.117	16:15:25.675
6 -	35.533	22.787	58.320	74.56	1.123	16:16:23.995
7 -	35.021	23.316	58.337	74.54	1.140	16:17:22.332
8 -	35.654	22.836	58.490	74.34	1.293	16:18:20.822
9 -	34.539	23.457	57.996	74.98	0.799	16:19:18.818
10 -	34.704	23.540	58.244	74.66	1.047	16:20:17.062

P9 69 Alexander MANN		MZ - HS RACING				
IDEAL LAP TIME : 1:00.613		BEST LAP TIME : 1:00.613		DIFFERENCE : 0.000		
LAP	SECTOR 1	SECTOR 2	LAP TIME	MPH	DIFF	TIME OF DAY

1 -		24.786	1:08.194	63.76	7.581	16:11:12.215
2 -	36.930	24.492	1:01.422	70.79	0.809	16:12:13.637
3 -	37.173	24.563	1:01.736	70.43	1.123	16:13:15.373
4 -	37.023	25.476	1:02.499	69.57	1.886	16:14:17.872

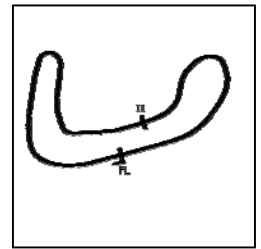
Weather / Track : Cloudy / Dry

Brands Hatch Indy
Circuit Length = 1.2079 miles
Start: 16:10 Flag 16:19 End: 16:21

BMCRC - MRO Championships 2019 - Rnd 1 @ Brands Hatch Indy

BMZRC 250MZs & Blue Haze 2-Stroke GP

RACE 15 - SECTOR ANALYSIS



SECTOR 1 = FL to I1, SECTOR 2 = I1 to FL, DIFF = Difference To Personal Best Lap, P = Crossed Finish Line in Pit Lane, D = Time Disallowed

5 -	37.139	24.344	1:01.483	70.72	0.870	16:15:19.355
6 -	36.658	24.354	1:01.012	71.27	0.399	16:16:20.367
7 -	36.540	24.350	1:00.890 (3)	71.41	0.277	16:17:21.257
8 -	37.224	24.119	1:01.343	70.88	0.730	16:18:22.600
9 -	36.511	24.102	1:00.613 (1)	71.74		16:19:23.213
10 -	36.622	24.130	1:00.752 (2)	71.57	0.139	16:20:23.965

P10	611 GPF	Paul WELCH	Yamaha -			
IDEAL LAP TIME : 58.024		BEST LAP TIME : 58.217	DIFFERENCE : 0.193			

LAP	SECTOR 1	SECTOR 2	LAP TIME	MPH	DIFF	TIME OF DAY
1 -		22.916	1:32.540	46.99	34.323	16:11:36.561
2 -	35.151	23.196	58.347 (3)	74.53	0.130	16:12:34.908
3 -	35.431	22.946	58.377	74.49	0.160	16:13:33.285
4 -	35.351	23.269	58.620	74.18	0.403	16:14:31.905
5 -	35.108	24.046	59.154	73.51	0.937	16:15:31.059
6 -	35.700	23.419	59.119	73.55	0.902	16:16:30.178
7 -	35.445	23.337	58.782	73.97	0.565	16:17:28.960
8 -	35.166	23.144	58.310 (2)	74.57	0.093	16:18:27.270
9 -	35.411	23.169	58.580	74.23	0.363	16:19:25.850
10 -	35.172	23.045	58.217 (1)	74.69		16:20:24.067

P11	83 GPF	Paul GODBOLD	Yamaha - Hill farm tree services			
IDEAL LAP TIME : 57.779		BEST LAP TIME : 57.779	DIFFERENCE : 0.000			

LAP	SECTOR 1	SECTOR 2	LAP TIME	MPH	DIFF	TIME OF DAY
1 -		23.082	1:31.670	47.43	33.891	16:11:35.691
2 -	35.002	23.120	58.122 (2)	74.81	0.343	16:12:33.813
3 -	35.314	22.996	58.310 (3)	74.57	0.531	16:13:32.123
4 -	35.743	23.329	59.072	73.61	1.293	16:14:31.195
5 -	35.617	24.160	59.777	72.74	1.998	16:15:30.972
6 -	36.038	23.247	59.285	73.35	1.506	16:16:30.257
7 -	35.770	23.751	59.521	73.05	1.742	16:17:29.778
8 -	34.908	22.871	57.779 (1)	75.26		16:18:27.557
9 -	35.382	23.159	58.541	74.28	0.762	16:19:26.098
10 -	35.616	22.892	58.508	74.32	0.729	16:20:24.606

P12	71 GPF	Richard HICKLING	Aprilia - All the Pickles			
IDEAL LAP TIME : 57.494		BEST LAP TIME : 57.787	DIFFERENCE : 0.293			

LAP	SECTOR 1	SECTOR 2	LAP TIME	MPH	DIFF	TIME OF DAY
1 -		24.219	1:35.163	45.69	37.376	16:11:39.184
2 -	35.311	23.679	58.990	73.71	1.203	16:12:38.174
3 -	35.276	23.712	58.988	73.72	1.201	16:13:37.162
4 -	34.975	23.662	58.637	74.16	0.850	16:14:35.799
5 -	34.531	23.397	57.928 (2)	75.06	0.141	16:15:33.727
6 -	35.268	23.452	58.720	74.05	0.933	16:16:32.447
7 -	34.272	24.247	58.519	74.31	0.732	16:17:30.966
8 -	34.394	23.695	58.089 (3)	74.86	0.302	16:18:29.055
9 -	34.565	23.222	57.787 (1)	75.25		16:19:26.842
10 -	34.830	23.383	58.213	74.70	0.426	16:20:25.055

P13	11 GPF	Gael MACHARD	Aprilia -			
IDEAL LAP TIME : 58.056		BEST LAP TIME : 58.056	DIFFERENCE : 0.000			

LAP	SECTOR 1	SECTOR 2	LAP TIME	MPH	DIFF	TIME OF DAY
1 -		23.289	1:33.754	46.38	35.698	16:11:37.775
2 -	35.865	23.189	59.054	73.63	0.998	16:12:36.829
3 -	36.015	23.275	59.290	73.34	1.234	16:13:36.119
4 -	35.717	23.503	59.220	73.43	1.164	16:14:35.339
5 -	36.112	22.964	59.076	73.61	1.020	16:15:34.415
6 -	35.410	23.718	59.128	73.54	1.072	16:16:33.543
7 -	35.161	22.895	58.056 (1)	74.90		16:17:31.599
8 -	35.725	23.484	59.209	73.44	1.153	16:18:30.808

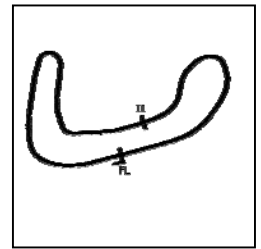
Weather / Track : Cloudy / Dry

Brands Hatch Indy
Circuit Length = 1.2079 miles
Start: 16:10 Flag 16:19 End: 16:21

BMCRC - MRO Championships 2019 - Rnd 1 @ Brands Hatch Indy

BMZRC 250MZs & Blue Haze 2-Stroke GP

RACE 15 - SECTOR ANALYSIS



SECTOR 1 = FL to I1, SECTOR 2 = I1 to FL, DIFF = Difference To Personal Best Lap, P = Crossed Finish Line in Pit Lane, D = Time Disallowed

9 -	35.609	23.233	58.842 (3)	73.90	0.786	16:19:29.650
10 -	35.491	23.244	58.735 (2)	74.03	0.679	16:20:28.385

P14 5		Garry SAMETT		MZ - smallmouse			
IDEAL LAP TIME : 1:01.046		BEST LAP TIME : 1:01.450		DIFFERENCE : 0.404			
LAP	SECTOR 1	SECTOR 2	LAP TIME	MPH	DIFF	TIME OF DAY	
1 -		25.042	1:09.831	62.27	8.381	16:11:13.852	
2 -	38.404	25.015	1:03.419	68.56	1.969	16:12:17.271	
3 -	37.910	24.990	1:02.900	69.13	1.450	16:13:20.171	
4 -	37.768	24.828	1:02.596	69.47	1.146	16:14:22.767	
5 -	38.888	24.834	1:03.722	68.24	2.272	16:15:26.489	
6 -	37.354	24.237	1:01.591 (3)	70.60	0.141	16:16:28.080	
7 -	37.879	24.671	1:02.550	69.52	1.100	16:17:30.630	
8 -	36.809	24.765	1:01.574 (2)	70.62	0.124	16:18:32.204	
9 -	36.932	24.518	1:01.450 (1)	70.76		16:19:33.654	
10 -	38.030	24.468	1:02.498	69.57	1.048	16:20:36.152	

P15 32		John ASHMEAD		MZ -			
IDEAL LAP TIME : 1:00.916		BEST LAP TIME : 1:00.916		DIFFERENCE : 0.000			
LAP	SECTOR 1	SECTOR 2	LAP TIME	MPH	DIFF	TIME OF DAY	
1 -		24.810	1:09.174	62.86	8.258	16:11:13.195	
2 -	38.667	24.891	1:03.558	68.41	2.642	16:12:16.753	
3 -	37.956	25.159	1:03.115	68.89	2.199	16:13:19.868	
4 -	37.911	24.610	1:02.521	69.55	1.605	16:14:22.389	
5 -	38.976	24.871	1:03.847	68.10	2.931	16:15:26.236	
6 -	37.204	24.519	1:01.723 (2)	70.45	0.807	16:16:27.959	
7 -	37.554	24.770	1:02.324	69.77	1.408	16:17:30.283	
8 -	36.458	24.458	1:00.916 (1)	71.38		16:18:31.199	
9 -	37.482	24.650	1:02.132 (3)	69.98	1.216	16:19:33.331	
10 -	38.380	24.925	1:03.305	68.69	2.389	16:20:36.636	

P16 113		Liam NEWMAN		MZ - Team newman racing			
IDEAL LAP TIME : 1:01.580		BEST LAP TIME : 1:01.594		DIFFERENCE : 0.014			
LAP	SECTOR 1	SECTOR 2	LAP TIME	MPH	DIFF	TIME OF DAY	
1 -		25.115	1:10.028	62.09	8.434	16:11:14.049	
2 -	37.653	24.913	1:02.566	69.50	0.972	16:12:16.615	
3 -	38.474	24.819	1:03.293	68.70	1.699	16:13:19.908	
4 -	37.379	24.922	1:02.301	69.79	0.707	16:14:22.209	
5 -	37.875	24.805	1:02.680	69.37	1.086	16:15:24.889	
6 -	37.691	24.853	1:02.544	69.52	0.950	16:16:27.433	
7 -	38.711	25.369	1:04.080	67.86	2.486	16:17:31.513	
8 -	37.219	24.375	1:01.594 (1)	70.60		16:18:33.107	
9 -	37.520	24.627	1:02.147 (3)	69.97	0.553	16:19:35.254	
10 -	37.610	24.361	1:01.971 (2)	70.17	0.377	16:20:37.225	

P17 127 GPF		Richard HAYWARD		Yamaha - Gforce Motorcycles			
IDEAL LAP TIME : 58.946		BEST LAP TIME : 59.102		DIFFERENCE : 0.156			
LAP	SECTOR 1	SECTOR 2	LAP TIME	MPH	DIFF	TIME OF DAY	
1 -		23.972	1:35.428	45.56	36.326	16:11:39.449	
2 -	35.646	23.501	59.147 (2)	73.52	0.045	16:12:38.596	
3 -	35.883	23.517	59.400	73.20	0.298	16:13:37.996	
4 -	36.980	23.566	1:00.546	71.82	1.444	16:14:38.542	
5 -	37.745	23.805	1:01.550	70.65	2.448	16:15:40.092	
6 -	36.495	23.986	1:00.481	71.90	1.379	16:16:40.573	
7 -	36.234	23.311	59.545	73.03	0.443	16:17:40.118	
8 -	35.883	24.887	1:00.770	71.55	1.668	16:18:40.888	
9 -	35.802	23.300	59.102 (1)	73.57		16:19:39.990	
10 -	35.861	23.485	59.346 (3)	73.27	0.244	16:20:39.336	

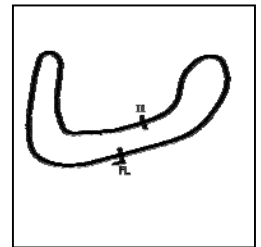
Weather / Track : Cloudy / Dry

Brands Hatch Indy
Circuit Length = 1.2079 miles
Start: 16:10 Flag 16:19 End: 16:21

BMCR - MRO Championships 2019 - Rnd 1 @ Brands Hatch Indy

BMZRC 250MZs & Blue Haze 2-Stroke GP

RACE 15 - SECTOR ANALYSIS



SECTOR 1 = FL to I1, SECTOR 2 = I1 to FL, DIFF = Difference To Personal Best Lap, P = Crossed Finish Line in Pit Lane, D = Time Disallowed

P18 160 GPF Daniel GOUGH		Yamaha - G Force Motorcycles				
IDEAL LAP TIME : 58.888		BEST LAP TIME : 59.044		DIFFERENCE : 0.156		
LAP	SECTOR 1	SECTOR 2	LAP TIME	MPH	DIFF	TIME OF DAY
1 -		23.898	1:34.957	45.79	35.913	16:11:38.978
2 -	35.920	23.347	59.267 (2)	73.37	0.223	16:12:38.245
3 -	35.945	23.576	59.521	73.05	0.477	16:13:37.766
4 -	36.401	23.758	1:00.159	72.28	1.115	16:14:37.925
5 -	39.247	23.608	1:02.855	69.18	3.811	16:15:40.780
6 -	36.284	24.249	1:00.533	71.83	1.489	16:16:41.313
7 -	35.903	23.141	59.044 (1)	73.65		16:17:40.357
8 -	35.766	24.341	1:00.107	72.34	1.063	16:18:40.464
9 -	35.747	23.708	59.455 (3)	73.14	0.411	16:19:39.919
10 -	35.988	23.641	59.629	72.92	0.585	16:20:39.548

P19 41 Gary WILLIAMS		MZ -				
IDEAL LAP TIME : 1:02.530		BEST LAP TIME : 1:02.595		DIFFERENCE : 0.065		
LAP	SECTOR 1	SECTOR 2	LAP TIME	MPH	DIFF	TIME OF DAY
1 -		25.528	1:10.674	61.53	8.079	16:11:14.695
2 -	37.989	25.651	1:03.640	68.33	1.045	16:12:18.335
3 -	38.104	25.525	1:03.629 (3)	68.34	1.034	16:13:21.964
4 -	38.558	25.640	1:04.198	67.73	1.603	16:14:26.162
5 -	38.676	25.997	1:04.673	67.23	2.078	16:15:30.835
6 -	38.332	25.536	1:03.868	68.08	1.273	16:16:34.703
7 -	38.292	25.436	1:03.728	68.23	1.133	16:17:38.431
8 -	37.830	26.230	1:04.060	67.88	1.465	16:18:42.491
9 -	37.595	25.244	1:02.839 (2)	69.20	0.244	16:19:45.330
10 -	37.286	25.309	1:02.595 (1)	69.47		16:20:47.925

P20 56 Russell TURNER		MZ -				
IDEAL LAP TIME : 1:02.473		BEST LAP TIME : 1:02.696		DIFFERENCE : 0.223		
LAP	SECTOR 1	SECTOR 2	LAP TIME	MPH	DIFF	TIME OF DAY
1 -		26.120	1:12.658	59.85	9.962	16:11:16.679
2 -	38.461	25.826	1:04.287	67.64	1.591	16:12:20.966
3 -	38.185	25.535	1:03.720	68.24	1.024	16:13:24.686
4 -	37.559	25.331	1:02.890 (3)	69.14	0.194	16:14:27.576
5 -	38.483	26.530	1:05.013	66.88	2.317	16:15:32.589
6 -	37.874	25.175	1:03.049	68.97	0.353	16:16:35.638
7 -	37.726	25.032	1:02.758 (2)	69.29	0.062	16:17:38.396
8 -	38.064	25.474	1:03.538	68.44	0.842	16:18:41.934
9 -	37.441	25.255	1:02.696 (1)	69.36		16:19:44.630
10 -	37.759	25.605	1:03.364	68.62	0.668	16:20:47.994

P21 30 GPF Neil HEWSON		Suzuki - The Sun Inn, Pickering				
IDEAL LAP TIME : 1:00.136		BEST LAP TIME : 1:00.352		DIFFERENCE : 0.216		
LAP	SECTOR 1	SECTOR 2	LAP TIME	MPH	DIFF	TIME OF DAY
1 -		25.348	1:40.566	43.24	40.214	16:11:44.587
2 -	37.868	24.701	1:02.569	69.50	2.217	16:12:47.156
3 -	38.465	24.544	1:03.009	69.01	2.657	16:13:50.165
4 -	38.630	24.503	1:03.133	68.88	2.781	16:14:53.298
5 -	37.808	23.911	1:01.719	70.45	1.367	16:15:55.017
6 -	36.501	23.972	1:00.473 (2)	71.90	0.121	16:16:55.490
7 -	36.823	24.568	1:01.391	70.83	1.039	16:17:56.881
8 -	37.018	23.871	1:00.889 (3)	71.41	0.537	16:18:57.770
9 -	36.265	24.087	1:00.352 (1)	72.05		16:19:58.122

P22 37 GPF Timothy POWELL		Aprilia -				
IDEAL LAP TIME : 1:01.763		BEST LAP TIME : 1:01.956		DIFFERENCE : 0.193		
LAP	SECTOR 1	SECTOR 2	LAP TIME	MPH	DIFF	TIME OF DAY
1 -		25.222	1:39.289	43.79	37.333	16:11:43.310

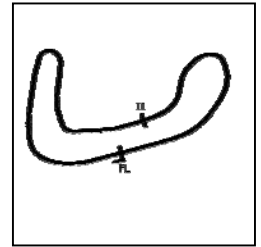
Weather / Track : Cloudy / Dry

Brands Hatch Indy
Circuit Length = 1.2079 miles
Start: 16:10 Flag 16:19 End: 16:21

BMCRC - MRO Championships 2019 - Rnd 1 @ Brands Hatch Indy

BMZRC 250MZs & Blue Haze 2-Stroke GP

RACE 15 - SECTOR ANALYSIS



SECTOR 1 = FL to I1, SECTOR 2 = I1 to FL, DIFF = Difference To Personal Best Lap, P = Crossed Finish Line in Pit Lane, D = Time Disallowed

2 -	38.993	24.565	1:03.558	68.41	1.602	16:12:46.868
3 -	38.486	24.606	1:03.092	68.92	1.136	16:13:49.960
4 -	38.963	24.440	1:03.403	68.58	1.447	16:14:53.363
5 -	38.634	24.034	1:02.668	69.39	0.712	16:15:56.031
6 -	38.265	24.311	1:02.576	69.49	0.620	16:16:58.607
7 -	38.151	24.228	1:02.379 (2)	69.71	0.423	16:18:00.986
8 -	38.492	23.936	1:02.428 (3)	69.65	0.472	16:19:03.414
9 -	37.827	24.129	1:01.956 (1)	70.18		16:20:05.370

P23 35 GPF Evann PENDRILL			Aprilia -			
IDEAL LAP TIME : 1:01.473		BEST LAP TIME : 1:01.644		DIFFERENCE : 0.171		
LAP	SECTOR 1	SECTOR 2	LAP TIME	MPH	DIFF	TIME OF DAY
1 -		25.482	1:40.710	43.17	39.066	16:11:44.731
2 -	38.709	24.732	1:03.441	68.54	1.797	16:12:48.172
3 -	38.312	24.612	1:02.924	69.10	1.280	16:13:51.096
4 -	39.006	24.244	1:03.250	68.75	1.606	16:14:54.346
5 -	38.351	24.433	1:02.784	69.26	1.140	16:15:57.130
6 -	37.373	25.045	1:02.418 (3)	69.66	0.774	16:16:59.548
7 -	38.554	24.553	1:03.107	68.90	1.463	16:18:02.655
8 -	37.544	24.100	1:01.644 (1)	70.54		16:19:04.299
9 -	37.772	24.299	1:02.071 (2)	70.05	0.427	16:20:06.370

P24 21 GP Stuart THURTLÉ			Honda -			
IDEAL LAP TIME : 1:02.111		BEST LAP TIME : 1:02.111		DIFFERENCE : 0.000		
LAP	SECTOR 1	SECTOR 2	LAP TIME	MPH	DIFF	TIME OF DAY
1 -		25.241	1:39.193	43.83	37.082	16:11:43.214
2 -	38.467	24.867	1:03.334	68.66	1.223	16:12:46.548
3 -	37.960	25.243	1:03.203	68.80	1.092	16:13:49.751
4 -	38.328	24.925	1:03.253	68.74	1.142	16:14:53.004
5 -	37.811	24.748	1:02.559 (2)	69.51	0.448	16:15:55.563
6 -	37.937	24.794	1:02.731 (3)	69.32	0.620	16:16:58.294
7 -	38.761	25.112	1:03.873	68.08	1.762	16:18:02.167
8 -	38.341	24.728	1:03.069	68.94	0.958	16:19:05.236
9 -	37.809	24.302	1:02.111 (1)	70.01		16:20:07.347

P25 99 GPF Stewart GRICE			Aprilia -			
IDEAL LAP TIME : 1:01.380		BEST LAP TIME : 1:01.380		DIFFERENCE : 0.000		
LAP	SECTOR 1	SECTOR 2	LAP TIME	MPH	DIFF	TIME OF DAY
1 -		24.875	1:41.789	42.72	40.409	16:11:45.810
2 -	38.234	24.544	1:02.778	69.26	1.398	16:12:48.588
3 -	38.725	24.467	1:03.192	68.81	1.812	16:13:51.780
4 -	39.608	24.438	1:04.046	67.89	2.666	16:14:55.826
5 -	37.734	24.545	1:02.279 (3)	69.82	0.899	16:15:58.105
6 -	37.556	23.824	1:01.380 (1)	70.84		16:16:59.485
7 -	39.550	23.896	1:03.446	68.54	2.066	16:18:02.931
8 -	38.840	25.165	1:04.005	67.94	2.625	16:19:06.936
9 -	38.092	24.123	1:02.215 (2)	69.89	0.835	16:20:09.151

P26 17 GPF David PATERSON			Aprilia - Team old Git racing			
IDEAL LAP TIME : 1:02.978		BEST LAP TIME : 1:02.978		DIFFERENCE : 0.000		
LAP	SECTOR 1	SECTOR 2	LAP TIME	MPH	DIFF	TIME OF DAY
1 -		25.801	1:42.544	42.40	39.566	16:11:46.565
2 -	38.127	24.851	1:02.978 (1)	69.04		16:12:49.543
3 -	38.664	25.244	1:03.908 (2)	68.04	0.930	16:13:53.451
4 -	39.149	25.487	1:04.636	67.27	1.658	16:14:58.087
5 -	38.241	28.008	1:06.249	65.64	3.271	16:16:04.336
6 -	40.890	25.308	1:06.198	65.69	3.220	16:17:10.534
7 -	39.005	25.580	1:04.585	67.33	1.607	16:18:15.119
8 -	38.872	25.046	1:03.918 (3)	68.03	0.940	16:19:19.037
9 -	38.714	25.263	1:03.977	67.97	0.999	16:20:23.014

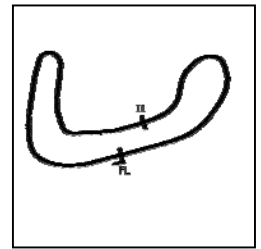
Weather / Track : Cloudy / Dry

Brands Hatch Indy
Circuit Length = 1.2079 miles
Start: 16:10 Flag 16:19 End: 16:21

BMCRC - MRO Championships 2019 - Rnd 1 @ Brands Hatch Indy

BMZRC 250MZs & Blue Haze 2-Stroke GP

RACE 15 - SECTOR ANALYSIS



SECTOR 1 = FL to I1, SECTOR 2 = I1 to FL, DIFF = Difference To Personal Best Lap, P = Crossed Finish Line in Pit Lane, D = Time Disallowed

P27 67 GPF Mark BAILEY			Yamaha - Gforce motorcycles			
IDEAL LAP TIME : 1:05.562		BEST LAP TIME : 1:05.854		DIFFERENCE : 0.292		
LAP	SECTOR 1	SECTOR 2	LAP TIME	MPH	DIFF	TIME OF DAY
1 -		26.293	1:43.719	41.92	37.865	16:11:47.740
2 -	40.214	25.958	1:06.172 (3)	65.71	0.318	16:12:53.912
3 -	40.585	26.108	1:06.693	65.20	0.839	16:14:00.605
4 -	40.185	25.669	1:05.854 (1)	66.03		16:15:06.459
5 -	40.489	26.132	1:06.621	65.27	0.767	16:16:13.080
6 -	39.893	26.199	1:06.092 (2)	65.79	0.238	16:17:19.172
7 -	40.489	26.009	1:06.498	65.39	0.644	16:18:25.670
8 -	40.989	25.754	1:06.743	65.15	0.889	16:19:32.413
9 -	40.865	26.018	1:06.883	65.01	1.029	16:20:39.296

P28 62 GPF Steven HUMPHREYS			Yamaha - phoneix racing			
IDEAL LAP TIME : 1:10.482		BEST LAP TIME : 1:10.560		DIFFERENCE : 0.078		
LAP	SECTOR 1	SECTOR 2	LAP TIME	MPH	DIFF	TIME OF DAY
1 -		28.855	1:49.958	39.54	39.398	16:11:53.979
2 -	44.183	29.406	1:13.589	59.09	3.029	16:13:07.568
3 -	43.299	28.975	1:12.274	60.16	1.714	16:14:19.842
4 -	44.694	27.444	1:12.138 (3)	60.28	1.578	16:15:31.980
5 -	44.126	28.225	1:12.351	60.10	1.791	16:16:44.331
6 -	44.197	28.990	1:13.187	59.41	2.627	16:17:57.518
7 -	43.038	27.522	1:10.560 (1)	61.62		16:19:08.078
8 -	43.432	28.338	1:11.770 (2)	60.59	1.210	16:20:19.848

P29 66 Mark VINCENT			MZ - Putoline			
IDEAL LAP TIME : 1:05.218		BEST LAP TIME : 1:05.385		DIFFERENCE : 0.167		
LAP	SECTOR 1	SECTOR 2	LAP TIME	MPH	DIFF	TIME OF DAY
1 -		26.142	1:13.549	59.12	8.164	16:11:17.570
2 -	39.076	26.309	1:05.385 (1)	66.50		16:12:22.955
3 -	39.687	26.337	1:06.024 (2)	65.86	0.639	16:13:28.979
4 -	40.029	26.454	1:06.483 (3)	65.40	1.098	16:14:35.462

P30 78 GPF Virginia POWER			Kawasaki -			
IDEAL LAP TIME : 59.082		BEST LAP TIME : 59.203		DIFFERENCE : 0.121		
LAP	SECTOR 1	SECTOR 2	LAP TIME	MPH	DIFF	TIME OF DAY
1 -		23.663	1:35.646	45.46	36.443	16:11:39.667
2 -	36.470	23.006	59.476 (2)	73.11	0.273	16:12:39.143
3 -	36.076	23.127	59.203 (1)	73.45		16:13:38.346

P31 60 GPF Ian READ			Suzuki - MIMS Racing, TSR Vapour Blasting.			
IDEAL LAP TIME : 1:02.445		BEST LAP TIME : 1:06.792		DIFFERENCE : 4.347		
LAP	SECTOR 1	SECTOR 2	LAP TIME	MPH	DIFF	TIME OF DAY
1 -		25.039	1:38.799	44.01	32.007	16:11:42.820
2 -	37.406	29.386	1:06.792 (1)	65.10		16:12:49.612

Weather / Track : Cloudy / Dry

Brands Hatch Indy
Circuit Length = 1.2079 miles
Start: 16:10 Flag 16:19 End: 16:21

BMCRC - MRO Championships 2019 - Rnd 1 @ Brands Hatch Indy

BMZRC 250MZs & Blue Haze 2-Stroke GP

RACE 15 - BEST SECTORS

SECTOR 1			SECTOR 2			IDEAL / BEST COMPARISON						
POS	NO	NAME	TIME	NO	NAME	TIME	POS	NO	NAME	IDEAL	BEST	DIFF
									PERFECT LAP	54.937		
1	53	WHITING	33.209	53	WHITING	21.728	1	53	WHITING	54.937	54.937	0.000
2	3	BARRETT	34.197	3	BARRETT	21.854	2	3	BARRETT	56.051	56.238	0.187
3	71	HICKLING	34.272	15	PERKINS	22.730	3	15	PERKINS	57.111	57.197	0.086
4	15	PERKINS	34.381	83	GODBOLD	22.871	4	71	HICKLING	57.494	57.787	0.293
5	75	WOODALL	34.460	11	MACHARD	22.895	5	95	ROGERS	57.603	57.805	0.202
6	95	ROGERS	34.648	611	WELCH	22.916	6	83	GODBOLD	57.779	57.779	0.000
7	83	GODBOLD	34.908	95	ROGERS	22.955	7	75	WOODALL	57.924	58.001	0.077
8	44	DESSOY	35.001	78	POWER	23.006	8	611	WELCH	58.024	58.217	0.193
9	611	WELCH	35.108	160	GOUGH	23.141	9	11	MACHARD	58.056	58.056	0.000
10	11	MACHARD	35.161	44	DESSOY	23.160	10	44	DESSOY	58.161	58.231	0.070
11	96	KENT	35.195	71	HICKLING	23.222	11	96	KENT	58.599	58.783	0.184
12	85	WALES	35.603	127	HAYWARD	23.300	12	160	GOUGH	58.888	59.044	0.156
13	127	HAYWARD	35.646	96	KENT	23.404	13	127	HAYWARD	58.946	59.102	0.156
14	160	GOUGH	35.747	75	WOODALL	23.464	14	78	POWER	59.082	59.203	0.121
15	78	POWER	36.076	99	GRICE	23.824	15	85	WALES	59.500	59.500	0.000
16	30	HEWSON	36.265	30	HEWSON	23.871	16	30	HEWSON	1:00.136	1:00.352	0.216
17	32	ASHMEAD	36.458	85	WALES	23.897	17	69	MANN	1:00.613	1:00.613	0.000
18	69	MANN	36.511	37	POWELL	23.936	18	32	ASHMEAD	1:00.916	1:00.916	0.000
19	5	SAMETT	36.809	35	PENDRILL	24.100	19	5	SAMETT	1:01.046	1:01.450	0.404
20	113	NEWMAN	37.219	69	MANN	24.102	20	99	GRICE	1:01.380	1:01.380	0.000
21	41	WILLIAMS	37.286	5	SAMETT	24.237	21	35	PENDRILL	1:01.473	1:01.644	0.171
22	35	PENDRILL	37.373	21	THURTL	24.302	22	113	NEWMAN	1:01.580	1:01.594	0.014
23	60	READ	37.406	113	NEWMAN	24.361	23	37	POWELL	1:01.763	1:01.956	0.193
24	56	TURNER	37.441	32	ASHMEAD	24.458	24	21	THURTL	1:02.111	1:02.111	0.000
25	99	GRICE	37.556	17	PATERSON	24.851	25	60	READ	1:02.445	1:06.792	4.347
26	21	THURTL	37.809	56	TURNER	25.032	26	56	TURNER	1:02.473	1:02.696	0.223
27	37	POWELL	37.827	60	READ	25.039	27	41	WILLIAMS	1:02.530	1:02.595	0.065
28	17	PATERSON	38.127	41	WILLIAMS	25.244	28	17	PATERSON	1:02.978	1:02.978	0.000
29	66	VINCENT	39.076	67	BAILEY	25.669	29	66	VINCENT	1:05.218	1:05.385	0.167
30	67	BAILEY	39.893	66	VINCENT	26.142	30	67	BAILEY	1:05.562	1:05.854	0.292
31	62	HUMPHREYS	43.038	62	HUMPHREYS	27.444	31	62	HUMPHREYS	1:10.482	1:10.560	0.078

Weather / Track : Cloudy / Dry

Results can be found at www.tsl-timing.com

Brands Hatch Indy
 Circuit Length = 1.2079 miles
 Start: 16:10 Flag 16:19 End: 16:21

Printed - 16:25 Saturday, 09 March 2019

BMCRC - MRO Championships 2019 - Rnd 1 @ Brands Hatch Indy

BMZRC 250MZs & Blue Haze 2-Stroke GP

RACE 5 - GRID (12 Laps)

ROW 12	35	88	Mark EDGE	34	62	Steven HUMPHREYS	1:10.560
ROW 11	33	60	Ian READ	32	67	Mark BAILEY	1:02.978
ROW 10	30	37	Timothy POWELL	29	35	Evann PENDRILL	1:01.380
ROW 9	27	30	Neil HEWSON	26	78	Virginia POWER	59.102
ROW 8	24	160	Daniel GOUGH	23	611	Paul WELCH	58.056
ROW 7	21	71	Richard HICKLING	20	83	Paul GODBOLD	57.197
ROW 6	18	21	Stuart THURTLÉ	17	3	Tom BARRETT	54.937
ROW 5							
ROW 4	12	66	Mark VINCENT	11	56	Russell TURNER	1:02.595
ROW 3	9	113	Liam NEWMAN	8	5	Garry SAMETT	1:00.916
ROW 2	6	69	Alexander MANN	5	85	Andrew WALES	58.783
ROW 1	3	44	Robert DESSOY	2	75	Peter WOODALL	57.805
				1	95	Christopher ROGERS	Pole

Brands Hatch Indy
 Circuit Length = 1.2079 miles

These results are provisional until the conclusion of any judicial and technical matters.

Clerk Of Course :	Timekeeper :
-------------------	--------------

Results can be found at www.tsl-timing.com

Printed - 16:35 Saturday, 09 March 2019



BMCRC - MRO Championships 2019 - Rnd 1 @ Brands Hatch Indy

BMZRC 250MZs & Blue Haze 2-Stroke GP

RACE 5 - CLASSIFICATION

POS	NO	CL	PIC NAME	ENTRY	LAPS	TIME	GAP	DIFF	MPH	BEST	ON
1	96		1 Chris KENT	MZ - Buxton Powder Coating / Anglesey Motorbike (5	5:04.729			71.35	59.027	3
2	75		2 Peter WOODALL	MZ - Core Projects Ltd	5	5:04.817	0.088	0.088	71.33	59.223	3
3	95		3 Christopher ROGERS	MZ - CB Racing	5	5:04.912	0.183	0.095	71.30	59.435	5
4	44		4 Robert DESSOY	MZ - Eastern Garage Racing	5	5:06.491	1.762	1.579	70.94	59.553	3
5	85		5 Andrew WALES	MZ - Illuminated Design LTD	5	5:06.713	1.984	0.222	70.89	59.549	3
6	53	GP	1 Mark WHITING	Yamaha - Mark whiting	5	5:17.922	13.193	11.209	68.39	56.896	2
7	69		6 Alexander MANN	MZ - HS RACING	5	5:21.493	16.764	3.571	67.63	1:02.750	2
8	113		7 Liam NEWMAN	MZ - Team newman racing	4	4:17.079	1 Lap	1 Lap	67.66	1:01.799	4
9	32		8 John ASHMEAD	MZ -	4	4:21.634	1 Lap	4.555	66.48	1:03.108	2
10	41		9 Gary WILLIAMS	MZ -	4	4:25.678	1 Lap	4.044	65.47	1:04.296	2
11	5		10 Garry SAMETT	MZ - smallmouse	4	4:25.974	1 Lap	0.296	65.39	1:03.759	4
12	71	GPF	1 Richard HICKLING	Aprilia - All the Pickles	4	4:32.839	1 Lap	6.865	63.75	58.738	4
13	3	GP	2 Tom BARRETT	Honda - Aspire Classic Restorations	4	4:34.894	1 Lap	2.055	63.27	58.372	4
14	11	GPF	2 Gael MACHARD	Aprilia -	4	4:36.364	1 Lap	1.470	62.94	59.902	4
15	127	GPF	3 Richard HAYWARD	Yamaha - Gforce Motorcycles	4	4:40.160	1 Lap	3.796	62.08	1:01.153	2
16	160	GPF	4 Daniel GOUGH	Yamaha - G Force Motorcycles	4	4:41.122	1 Lap	0.962	61.87	1:01.216	4
17	15	GPF	5 Billy PERKINS	Yamaha - Bexhill gearboxes	4	4:41.369	1 Lap	0.247	61.82	1:00.080	4
18	35	GPF	6 Evann PENDRILL	Aprilia -	4	4:47.064	1 Lap	5.695	60.59	1:02.170	3
19	30	GPF	7 Neil HEWSON	Suzuki - The Sun Inn, Pickering	4	4:49.185	1 Lap	2.121	60.14	1:03.616	3
20	37	GPF	8 Timothy POWELL	Aprilia -	4	4:50.179	1 Lap	0.994	59.94	1:02.946	4
21	17	GPF	9 David PATERSON	Aprilia - Team old Git racing	4	4:58.030	1 Lap	7.851	58.36	1:05.241	2
22	99	GPF	10 Stewart GRICE	Aprilia -	4	5:02.222	1 Lap	4.192	57.55	1:05.667	3

NOT CLASSIFIED

DNF	21	GP	Stuart THURTLÉ	Honda -	3	3:51.591	2 Laps	1 Lap	56.33	1:05.749	2
DNF	78	GPF	Virginia POWER	Kawasaki -	3	4:14.921	2 Laps	23.330	51.17	1:10.965	3
DNF	62	GPF	Steven HUMPHREYS	Yamaha - phoneix racing	3	4:15.583	2 Laps	0.662	51.04	1:12.141	3
DNF	56		Russell TURNER	MZ -	0						
DNF	67	GPF	Mark BAILEY	Yamaha - Gforce motorcycles	0						

FASTEST LAP

	53	GP	Mark WHITING	Yamaha - Mark whiting	2	56.896		76.43 mph		123.00 kph	
	71	GPF	Richard HICKLING	Aprilia - All the Pickles	4	58.738		74.03 mph		119.14 kph	
	96		Chris KENT	MZ - Buxton Powder Coating / Anglesey Motorbike (3	59.027		73.67 mph		118.56 kph	

Class - 92.5% of Race Speed = 65.99 mph
 Class GP - 92.5% of Race Speed = 63.26 mph
 Class GPF - 92.5% of Race Speed = 58.96 mph

Brands Hatch Indy
 Circuit Length = 1.2079 miles
 Start: 12:40 Flag 12:44 End: 12:46

Weather / Track : Cloudy / Dry

These results are provisional until the conclusion of any judicial and technical matters.

Clerk Of Course :	Timekeeper :
-------------------	--------------

Results can be found at www.tsl-timing.com

Printed - 12:50 Sunday, 10 March 2019



BMCRC - MRO Championships 2019 - Rnd 1 @ Brands Hatch Indy

BMZRC 250MZs & Blue Haze 2-Stroke GP

RACE 5 - LAP CHART

LAP 1 @ 12:41:13.176

NO	BEHIND	LAP TIME
95		1:06.167
44	0.279	1:06.446
75	0.364	1:06.531
96	0.400	1:06.567
85	0.916	1:07.083
69	2.406	1:08.573
113	3.508	1:09.675
32	4.942	1:11.109
41	5.828	1:11.995
5	6.723	1:12.890
53	22.417	1:28.584
71	27.672	1:33.839
160	29.371	1:35.538
11	29.496	1:35.663
127	29.847	1:36.014
3	30.012	1:36.179
30	31.574	1:37.741
15	31.681	1:37.848
35	32.673	1:38.840
37	33.060	1:39.227
21	33.499	1:39.666
17	34.476	1:40.643
99	36.099	1:42.266
62	43.509	1:49.676
78	44.410	1:50.577

LAP 2 @ 12:42:12.813

NO	BEHIND	LAP TIME
95		59.637
96	0.298	59.535
44	0.798	1:00.156
75	0.948	1:00.221
85	1.422	1:00.143
69	5.519	1:02.750
113	7.329	1:03.458
32	8.413	1:03.108
41	10.487	1:04.296
5	12.351	1:05.265
53	19.676	56.896
71	28.755	1:00.720
11	30.259	1:00.400
3	31.160	1:00.785
127	31.363	1:01.153
160	32.680	1:02.946
15	34.762	1:02.718
30	35.880	1:03.943
35	36.811	1:03.775
37	37.908	1:04.485
21	39.611	1:05.749
17	40.080	1:05.241
99	43.795	1:07.333
62	57.638	1:13.766
78	58.152	1:13.379

LAP 3 @ 12:43:12.138

NO	BEHIND	LAP TIME
96		59.027
95	0.120	59.445
75	0.846	59.223
44	1.026	59.553
85	1.646	59.549

69	9.229	1:03.035
113	10.151	1:02.147
32	12.661	1:03.573
41	15.912	1:04.750
5	17.086	1:04.060
53	17.397	57.046
71	28.972	59.542
11	31.333	1:00.399
3	31.393	59.558
127	33.327	1:01.289
160	34.777	1:01.422
15	36.160	1:00.723
35	39.656	1:02.170
30	40.171	1:03.616
37	42.104	1:03.521
21	46.462	1:06.176
17	46.791	1:06.036
99	50.137	1:05.667

LAP 4 @ 12:44:11.925

NO	BEHIND	LAP TIME
96		59.787
75	0.417	59.358
95	0.561	1:00.228
44	1.468	1:00.229
85	1.562	59.703
78	1 Lap	1:10.965
62	1 Lap	1:12.141
113	12.163	1:01.799
69	12.307	1:02.865
53	14.633	57.023
32	16.718	1:03.844
41	20.762	1:04.637
5	21.058	1:03.759
71	27.923	58.738
3	29.978	58.372
11	31.448	59.902
127	35.244	1:01.704
160	36.206	1:01.216
15	36.453	1:00.080
35	42.148	1:02.279
30	44.269	1:03.885
37	45.263	1:02.946
17	53.114	1:06.110
99	57.306	1:06.956

LAP 5 @ 12:45:11.738

NO	BEHIND	LAP TIME
96		59.813
75	0.088	59.484
95	0.183	59.435
44	1.762	1:00.107
85	1.984	1:00.235
53	13.193	58.373
69	16.764	1:04.270

Weather / Track : Cloudy / Dry

Results can be found at www.tsl-timing.com

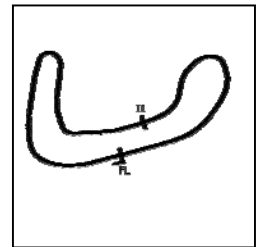
Brands Hatch Indy
Circuit Length = 1.2079 miles
Start: 12:40 Flag 12:44 End: 12:46

Printed - 12:51 Sunday, 10 March 2019

BMCRC - MRO Championships 2019 - Rnd 1 @ Brands Hatch Indy

BMZRC 250MZs & Blue Haze 2-Stroke GP

RACE 5 - SECTOR ANALYSIS



SECTOR 1 = FL to I1, SECTOR 2 = I1 to FL, DIFF = Difference To Personal Best Lap, P = Crossed Finish Line in Pit Lane, D = Time Disallowed

P1 96		Chris KENT		MZ - Buxton Powder Coating / Anglesey Motorbike Club		
IDEAL LAP TIME : 58.981		BEST LAP TIME : 59.027		DIFFERENCE : 0.046		
LAP	SECTOR 1	SECTOR 2	LAP TIME	MPH	DIFF	TIME OF DAY
1 -		24.161	1:06.567	65.32	7.540	12:41:13.576
2 -	36.059	23.476	59.535 (2)	73.04	0.508	12:42:13.111
3 -	35.505	23.522	59.027 (1)	73.67		12:43:12.138
4 -	36.186	23.601	59.787 (3)	72.73	0.760	12:44:11.925
5 -	35.713	24.100	59.813	72.70	0.786	12:45:11.738

P2 75		Peter WOODALL		MZ - Core Projects Ltd		
IDEAL LAP TIME : 59.219		BEST LAP TIME : 59.223		DIFFERENCE : 0.004		
LAP	SECTOR 1	SECTOR 2	LAP TIME	MPH	DIFF	TIME OF DAY
1 -		24.279	1:06.531	65.36	7.308	12:41:13.540
2 -	36.153	24.068	1:00.221	72.21	0.998	12:42:13.761
3 -	35.407	23.816	59.223 (1)	73.42		12:43:12.984
4 -	35.415	23.943	59.358 (2)	73.26	0.135	12:44:12.342
5 -	35.403	24.081	59.484 (3)	73.10	0.261	12:45:11.826

P3 95		Christopher ROGERS		MZ - CB Racing		
IDEAL LAP TIME : 59.266		BEST LAP TIME : 59.435		DIFFERENCE : 0.169		
LAP	SECTOR 1	SECTOR 2	LAP TIME	MPH	DIFF	TIME OF DAY
1 -		24.089	1:06.167	65.72	6.732	12:41:13.176
2 -	35.830	23.807	59.637 (3)	72.91	0.202	12:42:12.813
3 -	35.526	23.919	59.445 (2)	73.15	0.010	12:43:12.258
4 -	36.160	24.068	1:00.228	72.20	0.793	12:44:12.486
5 -	35.459	23.976	59.435 (1)	73.16		12:45:11.921

P4 44		Robert DESSOY		MZ - Eastern Garage Racing		
IDEAL LAP TIME : 59.553		BEST LAP TIME : 59.553		DIFFERENCE : 0.000		
LAP	SECTOR 1	SECTOR 2	LAP TIME	MPH	DIFF	TIME OF DAY
1 -		24.271	1:06.446	65.44	6.893	12:41:13.455
2 -	36.113	24.043	1:00.156 (3)	72.28	0.603	12:42:13.611
3 -	35.602	23.951	59.553 (1)	73.02		12:43:13.164
4 -	36.026	24.203	1:00.229	72.20	0.676	12:44:13.393
5 -	35.937	24.170	1:00.107 (2)	72.34	0.554	12:45:13.500

P5 85		Andrew WALES		MZ - Illuminated Design LTD		
IDEAL LAP TIME : 59.488		BEST LAP TIME : 59.549		DIFFERENCE : 0.061		
LAP	SECTOR 1	SECTOR 2	LAP TIME	MPH	DIFF	TIME OF DAY
1 -		24.449	1:07.083	64.82	7.534	12:41:14.092
2 -	36.183	23.960	1:00.143 (3)	72.30	0.594	12:42:14.235
3 -	35.617	23.932	59.549 (1)	73.02		12:43:13.784
4 -	35.832	23.871	59.703 (2)	72.83	0.154	12:44:13.487
5 -	35.967	24.268	1:00.235	72.19	0.686	12:45:13.722

P6 53 GP		Mark WHITING		Yamaha - Mark whiting		
IDEAL LAP TIME : 56.896		BEST LAP TIME : 56.896		DIFFERENCE : 0.000		
LAP	SECTOR 1	SECTOR 2	LAP TIME	MPH	DIFF	TIME OF DAY
1 -		22.666	1:28.584	49.08	31.688	12:41:35.593
2 -	34.598	22.298	56.896 (1)	76.43		12:42:32.489
3 -	34.631	22.415	57.046 (3)	76.22	0.150	12:43:29.535
4 -	34.631	22.392	57.023 (2)	76.26	0.127	12:44:26.558
5 -	34.647	23.726	58.373	74.49	1.477	12:45:24.931

P7 69		Alexander MANN		MZ - HS RACING		
IDEAL LAP TIME : 1:02.197		BEST LAP TIME : 1:02.750		DIFFERENCE : 0.553		
LAP	SECTOR 1	SECTOR 2	LAP TIME	MPH	DIFF	TIME OF DAY

Weather / Track : Cloudy / Dry

Brands Hatch Indy
 Circuit Length = 1.2079 miles
 Start: 12:40 Flag 12:44 End: 12:46

BMCRC - MRO Championships 2019 - Rnd 1 @ Brands Hatch Indy

BMZRC 250MZs & Blue Haze 2-Stroke GP

RACE 5 - SECTOR ANALYSIS



SECTOR 1 = FL to I1, SECTOR 2 = I1 to FL, DIFF = Difference To Personal Best Lap, P = Crossed Finish Line in Pit Lane, D = Time Disallowed

1 -		24.780		1:08.573	63.41	5.823	12:41:15.582
2 -	37.871	24.879		1:02.750 (1)	69.30		12:42:18.332
3 -	38.174	24.861		1:03.035 (3)	68.98	0.285	12:43:21.367
4 -	37.417	25.448		1:02.865 (2)	69.17	0.115	12:44:24.232
5 -	38.288	25.982		1:04.270	67.66	1.520	12:45:28.502

P8	113	Liam NEWMAN	MZ - Team newman racing			
IDEAL LAP TIME : 1:01.454		BEST LAP TIME : 1:01.799				
		DIFFERENCE : 0.345				
LAP	SECTOR 1	SECTOR 2	LAP TIME	MPH	DIFF	TIME OF DAY
1 -		24.845	1:09.675	62.41	7.876	12:41:16.684
2 -	38.623	24.835	1:03.458 (3)	68.52	1.659	12:42:20.142
3 -	37.595	24.552	1:02.147 (2)	69.97	0.348	12:43:22.289
4 -	36.902	24.897	1:01.799 (1)	70.36		12:44:24.088

P9	32	John ASHMEAD	MZ -			
IDEAL LAP TIME : 1:03.108		BEST LAP TIME : 1:03.108				
		DIFFERENCE : 0.000				
LAP	SECTOR 1	SECTOR 2	LAP TIME	MPH	DIFF	TIME OF DAY
1 -		25.699	1:11.109	61.15	8.001	12:41:18.118
2 -	38.173	24.935	1:03.108 (1)	68.90		12:42:21.226
3 -	38.238	25.335	1:03.573 (2)	68.40	0.465	12:43:24.799
4 -	38.361	25.483	1:03.844 (3)	68.11	0.736	12:44:28.643

P10	41	Gary WILLIAMS	MZ -			
IDEAL LAP TIME : 1:04.296		BEST LAP TIME : 1:04.296				
		DIFFERENCE : 0.000				
LAP	SECTOR 1	SECTOR 2	LAP TIME	MPH	DIFF	TIME OF DAY
1 -		25.938	1:11.995	60.40	7.699	12:41:19.004
2 -	38.695	25.601	1:04.296 (1)	67.63		12:42:23.300
3 -	38.842	25.908	1:04.750 (3)	67.15	0.454	12:43:28.050
4 -	38.788	25.849	1:04.637 (2)	67.27	0.341	12:44:32.687

P11	5	Garry SAMETT	MZ - smallmouse			
IDEAL LAP TIME : 1:03.759		BEST LAP TIME : 1:03.759				
		DIFFERENCE : 0.000				
LAP	SECTOR 1	SECTOR 2	LAP TIME	MPH	DIFF	TIME OF DAY
1 -		26.191	1:12.890	59.65	9.131	12:41:19.899
2 -	39.500	25.765	1:05.265 (3)	66.62	1.506	12:42:25.164
3 -	38.673	25.387	1:04.060 (2)	67.88	0.301	12:43:29.224
4 -	38.669	25.090	1:03.759 (1)	68.20		12:44:32.983

P12	71 GPF	Richard HICKLING	Aprilia - All the Pickles			
IDEAL LAP TIME : 58.738		BEST LAP TIME : 58.738				
		DIFFERENCE : 0.000				
LAP	SECTOR 1	SECTOR 2	LAP TIME	MPH	DIFF	TIME OF DAY
1 -		24.653	1:33.839	46.34	35.101	12:41:40.848
2 -	36.427	24.293	1:00.720 (3)	71.61	1.982	12:42:41.568
3 -	35.570	23.972	59.542 (2)	73.03	0.804	12:43:41.110
4 -	35.026	23.712	58.738 (1)	74.03		12:44:39.848

P13	3 GP	Tom BARRETT	Honda - Aspire Classic Restorations			
IDEAL LAP TIME : 58.372		BEST LAP TIME : 58.372				
		DIFFERENCE : 0.000				
LAP	SECTOR 1	SECTOR 2	LAP TIME	MPH	DIFF	TIME OF DAY
1 -		24.945	1:36.179	45.21	37.807	12:41:43.188
2 -	36.960	23.825	1:00.785 (3)	71.54	2.413	12:42:43.973
3 -	36.537	23.021	59.558 (2)	73.01	1.186	12:43:43.531
4 -	35.614	22.758	58.372 (1)	74.49		12:44:41.903

P14	11 GPF	Gael MACHARD	Aprilia -			
IDEAL LAP TIME : 59.902		BEST LAP TIME : 59.902				
		DIFFERENCE : 0.000				
LAP	SECTOR 1	SECTOR 2	LAP TIME	MPH	DIFF	TIME OF DAY

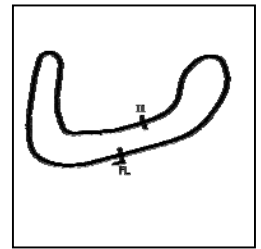
Weather / Track : Cloudy / Dry

Brands Hatch Indy
Circuit Length = 1.2079 miles
Start: 12:40 Flag 12:44 End: 12:46

BMCRC - MRO Championships 2019 - Rnd 1 @ Brands Hatch Indy

BMZRC 250MZs & Blue Haze 2-Stroke GP

RACE 5 - SECTOR ANALYSIS



SECTOR 1 = FL to I1, SECTOR 2 = I1 to FL, DIFF = Difference To Personal Best Lap, P = Crossed Finish Line in Pit Lane, D = Time Disallowed

1 -		24.741		1:35.663	45.45	35.761	12:41:42.672
2 -	36.682	23.718		1:00.400 (3)	71.99	0.498	12:42:43.072
3 -	36.863	23.536		1:00.399 (2)	71.99	0.497	12:43:43.471
4 -	36.501	23.401		59.902 (1)	72.59		12:44:43.373

P15 127 GPF		Richard HAYWARD		Yamaha - Gforce Motorcycles			
IDEAL LAP TIME : 1:01.130		BEST LAP TIME : 1:01.153		DIFFERENCE : 0.023			
LAP	SECTOR 1	SECTOR 2	LAP TIME	MPH	DIFF	TIME OF DAY	
1 -		24.864	1:36.014	45.29	34.861	12:41:43.023	
2 -	37.029	24.124	1:01.153 (1)	71.11		12:42:44.176	
3 -	37.083	24.206	1:01.289 (2)	70.95	0.136	12:43:45.465	
4 -	37.603	24.101	1:01.704 (3)	70.47	0.551	12:44:47.169	

P16 160 GPF		Daniel GOUGH		Yamaha - G Force Motorcycles			
IDEAL LAP TIME : 1:01.206		BEST LAP TIME : 1:01.216		DIFFERENCE : 0.010			
LAP	SECTOR 1	SECTOR 2	LAP TIME	MPH	DIFF	TIME OF DAY	
1 -		24.806	1:35.538	45.51	34.322	12:41:42.547	
2 -	38.503	24.443	1:02.946 (3)	69.08	1.730	12:42:45.493	
3 -	37.394	24.028	1:01.422 (2)	70.79	0.206	12:43:46.915	
4 -	37.178	24.038	1:01.216 (1)	71.03		12:44:48.131	

P17 15 GPF		Billy PERKINS		Yamaha - Bexhill gearboxes			
IDEAL LAP TIME : 1:00.080		BEST LAP TIME : 1:00.080		DIFFERENCE : 0.000			
LAP	SECTOR 1	SECTOR 2	LAP TIME	MPH	DIFF	TIME OF DAY	
1 -		26.562	1:37.848	44.44	37.768	12:41:44.857	
2 -	38.099	24.619	1:02.718 (3)	69.33	2.638	12:42:47.575	
3 -	36.871	23.852	1:00.723 (2)	71.61	0.643	12:43:48.298	
4 -	36.522	23.558	1:00.080 (1)	72.38		12:44:48.378	

P18 35 GPF		Evann PENDRILL		Aprilia -			
IDEAL LAP TIME : 1:02.111		BEST LAP TIME : 1:02.170		DIFFERENCE : 0.059			
LAP	SECTOR 1	SECTOR 2	LAP TIME	MPH	DIFF	TIME OF DAY	
1 -		25.945	1:38.840	43.99	36.670	12:41:45.849	
2 -	38.774	25.001	1:03.775 (3)	68.18	1.605	12:42:49.624	
3 -	37.739	24.431	1:02.170 (1)	69.94		12:43:51.794	
4 -	37.907	24.372	1:02.279 (2)	69.82	0.109	12:44:54.073	

P19 30 GPF		Neil HEWSON		Suzuki - The Sun Inn, Pickering			
IDEAL LAP TIME : 1:03.562		BEST LAP TIME : 1:03.616		DIFFERENCE : 0.054			
LAP	SECTOR 1	SECTOR 2	LAP TIME	MPH	DIFF	TIME OF DAY	
1 -		25.051	1:37.741	44.49	34.125	12:41:44.750	
2 -	39.097	24.846	1:03.943 (3)	68.00	0.327	12:42:48.693	
3 -	39.151	24.465	1:03.616 (1)	68.35		12:43:52.309	
4 -	39.245	24.640	1:03.885 (2)	68.06	0.269	12:44:56.194	

P20 37 GPF		Timothy POWELL		Aprilia -			
IDEAL LAP TIME : 1:02.946		BEST LAP TIME : 1:02.946		DIFFERENCE : 0.000			
LAP	SECTOR 1	SECTOR 2	LAP TIME	MPH	DIFF	TIME OF DAY	
1 -		25.623	1:39.227	43.82	36.281	12:41:46.236	
2 -	39.694	24.791	1:04.485 (3)	67.43	1.539	12:42:50.721	
3 -	38.953	24.568	1:03.521 (2)	68.45	0.575	12:43:54.242	
4 -	38.556	24.390	1:02.946 (1)	69.08		12:44:57.188	

P21 17 GPF		David PATERSON		Aprilia - Team old Git racing			
IDEAL LAP TIME : 1:05.045		BEST LAP TIME : 1:05.241		DIFFERENCE : 0.196			
LAP	SECTOR 1	SECTOR 2	LAP TIME	MPH	DIFF	TIME OF DAY	
1 -		25.695	1:40.643	43.20	35.402	12:41:47.652	

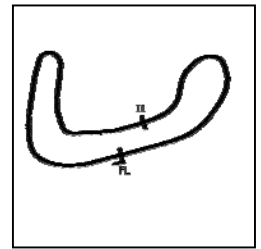
Weather / Track : Cloudy / Dry

Brands Hatch Indy
Circuit Length = 1.2079 miles
Start: 12:40 Flag 12:44 End: 12:46

BMCRC - MRO Championships 2019 - Rnd 1 @ Brands Hatch Indy

BMZRC 250MZs & Blue Haze 2-Stroke GP

RACE 5 - SECTOR ANALYSIS



SECTOR 1 = FL to I1, SECTOR 2 = I1 to FL, DIFF = Difference To Personal Best Lap, P = Crossed Finish Line in Pit Lane, D = Time Disallowed

2 -	39.815	25.426	1:05.241 (1)	66.65		12:42:52.893
3 -	40.806	25.230	1:06.036 (2)	65.85	0.795	12:43:58.929
4 -	40.656	25.454	1:06.110 (3)	65.77	0.869	12:45:05.039

P22 99 GPF Stewart GRICE		Aprilia -				
IDEAL LAP TIME : 1:05.667		BEST LAP TIME : 1:05.667				
		DIFFERENCE : 0.000				
LAP	SECTOR 1	SECTOR 2	LAP TIME	MPH	DIFF	TIME OF DAY
1 -		26.129	1:42.266	42.52	36.599	12:41:49.275
2 -	40.851	26.482	1:07.333 (3)	64.58	1.666	12:42:56.608
3 -	39.904	25.763	1:05.667 (1)	66.22		12:44:02.275
4 -	40.891	26.065	1:06.956 (2)	64.94	1.289	12:45:09.231

P23 21 GP Stuart THURTL		Honda -				
IDEAL LAP TIME : 1:05.749		BEST LAP TIME : 1:05.749				
		DIFFERENCE : 0.000				
LAP	SECTOR 1	SECTOR 2	LAP TIME	MPH	DIFF	TIME OF DAY
1 -		25.285	1:39.666	43.63	33.917	12:41:46.675
2 -	40.464	25.285	1:05.749 (1)	66.13		12:42:52.424
3 -	40.785	25.391	1:06.176 (2)	65.71	0.427	12:43:58.600

P24 78 GPF Virginia POWER		Kawasaki -				
IDEAL LAP TIME : 1:05.979		BEST LAP TIME : 1:10.965				
		DIFFERENCE : 4.986				
LAP	SECTOR 1	SECTOR 2	LAP TIME	MPH	DIFF	TIME OF DAY
1 -		28.832	1:50.577	39.32	39.612	12:41:57.586
2 -	45.580	27.799	1:13.379 (2)	59.26	2.414	12:43:10.965
3 -	43.819	27.146	1:10.965 (1)	61.27		12:44:21.930

P25 62 GPF Steven HUMPHREYS		Yamaha - phoneix racing				
IDEAL LAP TIME : 1:11.119		BEST LAP TIME : 1:12.141				
		DIFFERENCE : 1.022				
LAP	SECTOR 1	SECTOR 2	LAP TIME	MPH	DIFF	TIME OF DAY
1 -		29.304	1:49.676	39.64	37.535	12:41:56.685
2 -	45.653	28.113	1:13.766 (2)	58.95	1.625	12:43:10.451
3 -	43.412	28.729	1:12.141 (1)	60.27		12:44:22.592

BMCRC - MRO Championships 2019 - Rnd 1 @ Brands Hatch Indy

BMZRC 250MZs & Blue Haze 2-Stroke GP

RACE 5 - BEST SECTORS

SECTOR 1			SECTOR 2			IDEAL / BEST COMPARISON						
POS	NO	NAME	TIME	NO	NAME	TIME	POS	NO	NAME	IDEAL	BEST	DIFF
									PERFECT LAP	56.896		
1	53	WHITING	34.598	53	WHITING	22.298	1	53	WHITING	56.896	56.896	0.000
2	71	HICKLING	35.026	3	BARRETT	22.758	2	3	BARRETT	58.372	58.372	0.000
3	75	WOODALL	35.403	11	MACHARD	23.401	3	71	HICKLING	58.738	58.738	0.000
4	95	ROGERS	35.459	96	KENT	23.476	4	96	KENT	58.981	59.027	0.046
5	96	KENT	35.505	15	PERKINS	23.558	5	75	WOODALL	59.219	59.223	0.004
6	44	DESSOY	35.602	71	HICKLING	23.712	6	95	ROGERS	59.266	59.435	0.169
7	3	BARRETT	35.614	95	ROGERS	23.807	7	85	WALES	59.488	59.549	0.061
8	85	WALES	35.617	75	WOODALL	23.816	8	44	DESSOY	59.553	59.553	0.000
9	11	MACHARD	36.501	85	WALES	23.871	9	11	MACHARD	59.902	59.902	0.000
10	15	PERKINS	36.522	44	DESSOY	23.951	10	15	PERKINS	1:00.080	1:00.080	0.000
11	113	NEWMAN	36.902	160	GOUGH	24.028	11	127	HAYWARD	1:01.130	1:01.153	0.023
12	127	HAYWARD	37.029	127	HAYWARD	24.101	12	160	GOUGH	1:01.206	1:01.216	0.010
13	160	GOUGH	37.178	35	PENDRILL	24.372	13	113	NEWMAN	1:01.454	1:01.799	0.345
14	69	MANN	37.417	37	POWELL	24.390	14	35	PENDRILL	1:02.111	1:02.170	0.059
15	35	PENDRILL	37.739	30	HEWSON	24.465	15	69	MANN	1:02.197	1:02.750	0.553
16	32	ASHMEAD	38.173	113	NEWMAN	24.552	16	37	POWELL	1:02.946	1:02.946	0.000
17	37	POWELL	38.556	69	MANN	24.780	17	32	ASHMEAD	1:03.108	1:03.108	0.000
18	5	SAMETT	38.669	32	ASHMEAD	24.935	18	30	HEWSON	1:03.562	1:03.616	0.054
19	41	WILLIAMS	38.695	5	SAMETT	25.090	19	5	SAMETT	1:03.759	1:03.759	0.000
20	78	POWER	38.833	17	PATERSON	25.230	20	41	WILLIAMS	1:04.296	1:04.296	0.000
21	30	HEWSON	39.097	21	THURTL	25.285	21	17	PATERSON	1:05.045	1:05.241	0.196
22	17	PATERSON	39.815	41	WILLIAMS	25.601	22	99	GRICE	1:05.667	1:05.667	0.000
23	99	GRICE	39.904	99	GRICE	25.763	23	21	THURTL	1:05.749	1:05.749	0.000
24	21	THURTL	40.464	78	POWER	27.146	24	78	POWER	1:05.979	1:10.965	4.986
25	62	HUMPHREYS	43.006	62	HUMPHREYS	28.113	25	62	HUMPHREYS	1:11.119	1:12.141	1.022
26												
27												

Weather / Track : Cloudy / Dry

Results can be found at www.tsl-timing.com

Brands Hatch Indy
Circuit Length = 1.2079 miles
Start: 12:40 Flag 12:44 End: 12:46

Printed - 12:51 Sunday, 10 March 2019

BMCRC - MRO Championships 2019 - Rnd 1 @ Brands Hatch Indy

BMZRC 250MZs & Blue Haze 2-Stroke GP

RACE 16 - GRID (10 Laps)

ROW 12	35	88 Mark EDGE	34	60 Ian READ
ROW 11	33	611 Paul WELCH	32	83 Paul GODBOLD
ROW 10	30	1:12.141 62 Steven HUMPHREYS	29	1:10.965 78 Virginia POWER
ROW 9	27	1:05.667 99 Stewart GRICE	26	1:05.241 17 David PATERSON
ROW 8	24	1:02.946 37 Timothy POWELL	23	1:02.170 35 Evann PENDRILL
ROW 7	21	1:01.153 127 Richard HAYWARD	20	1:00.080 15 Billy PERKINS
ROW 6	18	58.738 71 Richard HICKLING	17	58.372 3 Tom BARRETT
ROW 5			16	56.896 53 Mark WHITING
ROW 4	12	66 Mark VINCENT	11	56 Russell TURNER
ROW 3	9	1:03.759 5 Gary SAMETT	8	1:03.108 32 John ASHMEAD
ROW 2	6	1:01.799 113 Liam NEWMAN	5	59.553 44 Robert DESSOY
ROW 1	3	59.435 95 Christopher ROGERS	2	59.223 75 Peter WOODALL
	1	59.027 96 Chris KENT		Pole

Brands Hatch Indy
 Circuit Length = 1.2079 miles

These results are provisional until the conclusion of any judicial and technical matters.

Clerk Of Course :	Timekeeper :
-------------------	--------------

Results can be found at www.tsl-timing.com

Printed - 12:58 Sunday, 10 March 2019



BMCRC - MRO Championships 2019 - Rnd 1 @ Brands Hatch Indy

BMZRC 250MZs & Blue Haze 2-Stroke GP

RACE 16 - CLASSIFICATION

POS	NO	CL	PIC NAME	ENTRY	LAPS	TIME	GAP	DIFF	MPH	BEST	ON
1	96		1 Chris KENT	MZ - Buxton Powder Coating / Anglesey Motorbike (10	9:57.519			72.77	58.562	3
2	44		2 Robert DESSOY	MZ - Eastern Garage Racing	10	9:57.751	0.232	0.232	72.74	58.803	9
3	53	GP	1 Mark WHITING	Yamaha - Mark whiting	10	9:58.354	0.835	0.603	72.67	56.149	2
4	75		3 Peter WOODALL	MZ - Core Projects Ltd	10	9:58.688	1.169	0.334	72.63	58.849	8
5	15	GPF	1 Billy PERKINS	Yamaha - Bexhill gearboxes	10	10:12.116	14.597	13.428	71.04	57.130	3
6	85		4 Andrew WALES	MZ - Illuminated Design LTD	10	10:13.196	15.677	1.080	70.91	1:00.048	2
7	3	GP	2 Tom BARRETT	Honda - Aspire Classic Restorations	10	10:21.841	24.322	8.645	69.93	57.375	3
8	69		5 Alexander MANN	MZ - HS RACING	10	10:23.025	25.506	1.184	69.79	1:00.991	7
9	32		6 John ASHMEAD	MZ -	10	10:29.099	31.580	6.074	69.12	1:01.642	10
10	11	GPF	2 Gael MACHARD	Aprilia -	10	10:30.691	33.172	1.592	68.94	58.812	10
11	71	GPF	3 Richard HICKLING	Aprilia - All the Pickles	10	10:31.685	34.166	0.994	68.84	58.883	9
12	127	GPF	4 Richard HAYWARD	Yamaha - Gforce Motorcycles	10	10:38.381	40.862	6.696	68.11	59.537	3
13	160	GPF	5 Daniel GOUGH	Yamaha - G Force Motorcycles	10	10:38.555	41.036	0.174	68.10	59.849	3
14	5		7 Garry SAMETT	MZ - smallmouse	10	10:42.918	45.399	4.363	67.63	1:02.159	9
15	30	GPF	6 Neil HEWSON	Suzuki - The Sun Inn, Pickering	10	10:51.117	53.598	8.199	66.78	1:00.776	8
16	35	GPF	7 Evann PENDRILL	Aprilia -	10	10:51.951	54.432	0.834	66.70	1:00.879	3
17	41		8 Gary WILLIAMS	MZ -	10	10:55.332	57.813	3.381	66.35	1:04.048	7
18	56		9 Russell TURNER	MZ -	10	10:55.418	57.899	0.086	66.34	1:03.738	9
19	37	GPF	8 Timothy POWELL	Aprilia -	9	9:58.931	1 Lap	1 Lap	65.34	1:02.221	5
20	99	GPF	9 Stewart GRICE	Aprilia -	9	10:03.681	1 Lap	4.750	64.83	1:01.905	2
21	66		10 Mark VINCENT	MZ - Putoline	9	10:08.537	1 Lap	4.856	64.31	1:05.326	4
22	17	GPF	10 David PATERSON	Aprilia - Team old Git racing	9	10:22.628	1 Lap	14.091	62.85	1:04.112	6
23	67	GPF	11 Mark BAILEY	Yamaha - Gforce motorcycles	8	9:58.991	2 Laps	1 Lap	58.07	1:07.035	2

NOT CLASSIFIED

DNF	113		Liam NEWMAN	MZ - Team newman racing	8	8:37.389	2 Laps		67.23	1:03.130	8
DNF	95		Christopher ROGERS	MZ - CB Racing	4	4:02.595	6 Laps	4 Laps	71.70	58.914	2
DNF	62	GPF	Steven HUMPHREYS	Yamaha - phoneix racing	0						

FASTEST LAP

	53	GP	Mark WHITING	Yamaha - Mark whiting	2	56.149		77.44 mph	124.63 kph		
	15	GPF	Billy PERKINS	Yamaha - Bexhill gearboxes	3	57.130		76.11 mph	122.49 kph		
	96		Chris KENT	MZ - Buxton Powder Coating / Anglesey Motorbike (3	58.562		74.25 mph	119.50 kph		

Class - 92.5% of Race Speed = 67.31 mph

Class GP - 92.5% of Race Speed = 67.21 mph

Class GPF - 92.5% of Race Speed = 65.71 mph

Brands Hatch Indy

Circuit Length = 1.2079 miles

Start: 15:48 Flag 15:58 End: 15:59

Weather / Track : Cloudy / Dry

These results are provisional until the conclusion of any judicial and technical matters.

Clerk Of Course :	Timekeeper :
-------------------	--------------

Results can be found at www.tsl-timing.com

Printed - 16:01 Sunday, 10 March 2019



BMCRC - MRO Championships 2019 - Rnd 1 @ Brands Hatch Indy

BMZRC 250MZs & Blue Haze 2-Stroke GP

RACE 16 - LAP CHART

LAP 1 @ 15:49:35.001		
NO	BEHIND	LAP TIME

44		1:04.520
95	0.568	1:05.088
75	0.992	1:05.512
85	1.546	1:06.066
96	2.554	1:07.074
69	3.302	1:07.822
32	4.493	1:09.013
5	5.997	1:10.517
113	6.313	1:10.833
41	7.303	1:11.823
56	8.011	1:12.531
66	8.839	1:13.359
53	24.164	1:28.684
15	26.924	1:31.444
11	30.139	1:34.659
127	31.021	1:35.541
160	31.402	1:35.922
71	31.993	1:36.513
3	32.091	1:36.611
37	32.301	1:36.821
30	32.850	1:37.370
35	34.167	1:38.687
99	34.435	1:38.955
17	36.784	1:41.304
67	40.689	1:45.209

LAP 2 @ 15:50:34.065		
NO	BEHIND	LAP TIME

44		59.064
95	0.418	58.914
75	0.972	59.044
96	2.080	58.590
85	2.530	1:00.048
69	5.870	1:01.632
32	7.416	1:01.987
5	10.556	1:03.623
113	10.638	1:03.389
41	13.899	1:05.660
66	15.832	1:06.057
56	15.864	1:06.917
53	21.249	56.149
15	25.500	57.640
11	30.240	59.165
127	32.048	1:00.091
3	32.671	59.644
160	32.767	1:00.429
71	33.216	1:00.287
30	34.797	1:01.011
37	36.110	1:02.873
35	36.996	1:01.893
99	37.276	1:01.905
17	41.874	1:04.154
67	48.660	1:07.035

LAP 3 @ 15:51:33.301		
NO	BEHIND	LAP TIME

44		59.236
95	0.564	59.382
75	0.791	59.055
96	1.406	58.562
85	3.615	1:00.321

69	8.066	1:01.432
32	10.034	1:01.854
113	15.156	1:03.754
5	15.495	1:04.175
53	19.036	57.023
56	20.802	1:04.174
41	21.517	1:06.854
66	22.096	1:05.500
15	23.394	57.130
11	30.414	59.410
3	30.810	57.375
127	32.349	59.537
71	33.202	59.222
160	33.380	59.849
30	36.985	1:01.424
35	38.639	1:00.879
37	40.335	1:03.461
99	41.061	1:03.021
17	46.884	1:04.246
67	57.246	1:07.822

LAP 4 @ 15:52:32.779		
NO	BEHIND	LAP TIME

44		59.478
95	0.297	59.211
75	0.461	59.148
96	0.554	58.626
85	4.525	1:00.388
69	9.580	1:00.992
32	12.710	1:02.154
53	16.036	56.478
113	19.523	1:03.845
5	19.706	1:03.689
15	21.483	57.567
56	25.669	1:04.345
41	26.436	1:04.397
66	27.944	1:05.326
3	29.019	57.687
11	29.912	58.976
127	32.530	59.659
71	33.165	59.441
160	34.125	1:00.223
30	38.905	1:01.398
35	40.183	1:01.022
37	43.791	1:02.934
99	43.963	1:02.380
17	52.027	1:04.621

LAP 5 @ 15:53:32.152		
NO	BEHIND	LAP TIME

44		59.373
96	0.135	58.954
75	0.422	59.334
85	6.655	1:01.503
67	1 Lap	1:12.208
69	11.311	1:01.104
53	12.959	56.296
32	15.296	1:01.959
15	20.419	58.309
113	23.508	1:03.358
5	23.723	1:03.390
3	27.889	58.243
11	30.472	59.933
56	31.167	1:04.871

41	31.629	1:04.566
127	33.342	1:00.185
71	33.626	59.834
66	34.696	1:06.125
160	35.239	1:00.487
30	40.857	1:01.325
35	42.035	1:01.225
37	46.639	1:02.221
99	47.605	1:03.015
17	56.774	1:04.120

LAP 6 @ 15:54:31.538		
NO	BEHIND	LAP TIME

96		59.251
44	0.033	59.419
75	0.382	59.346
85	8.268	1:00.999
53	10.106	56.533
69	13.136	1:01.211
32	19.206	1:03.296
15	19.720	58.687
67	1 Lap	1:11.048
3	26.846	58.343
113	27.967	1:03.845
5	28.181	1:03.844
11	30.111	59.025
71	34.448	1:00.208
127	34.976	1:01.020
56	36.141	1:04.360
160	36.349	1:00.496
41	36.936	1:04.693
66	41.813	1:06.503
35	43.751	1:01.102
30	43.918	1:02.447
37	49.837	1:02.584
99	50.617	1:02.398

LAP 7 @ 15:55:31.039		
NO	BEHIND	LAP TIME

96		59.501
44	0.179	59.647
75	0.408	59.527
17	1 Lap	1:04.112
53	6.927	56.322
85	9.172	1:00.405
69	14.626	1:00.991
15	17.504	57.285
32	22.500	1:02.795
3	25.853	58.508
11	32.229	1:01.619
5	33.589	1:04.909
113	33.701	1:05.235
71	33.844	58.897
67	1 Lap	1:11.333
127	35.762	1:00.287
160	37.153	1:00.305
56	41.255	1:04.615
41	41.483	1:04.048
35	45.698	1:01.448
30	46.342	1:01.925
66	50.510	1:08.198
37	52.833	1:02.497
99	54.870	1:03.754

LAP 8 @ 15:56:30.106		
NO	BEHIND	LAP TIME

96		59.067
75	0.190	58.849
44	0.273	59.161
53	4.993	57.133
17	1 Lap	1:08.081
85	11.053	1:00.948
15	16.366	57.929
69	17.127	1:01.568
3	24.642	57.856
32	25.759	1:02.326
11	32.792	59.630
71	33.826	59.049
127	37.543	1:00.848
113	37.764	1:03.130
160	38.138	1:00.052
5	38.453	1:03.931
67	1 Lap	1:11.811
56	46.973	1:04.785
41	47.225	1:04.809
35	47.746	1:01.115
30	48.051	1:00.776
37	56.388	1:02.622

LAP 9 @ 15:57:29.022		
NO	BEHIND	LAP TIME

96		58.916
44	0.160	58.803
75	0.544	59.270
99	1 Lap	1:03.935
66	1 Lap	1:08.363
53	2.248	56.171
85	13.515	1:01.378
15	15.479	58.029
17	1 Lap	1:05.916
69	19.956	1:01.745
3	23.967	58.241
32	28.916	1:02.073
11	33.338	59.462
71	33.793	58.883
127	39.124	1:00.497
160	39.414	1:00.192
5	41.696	1:02.159
30	51.425	1:02.290
35	51.582	1:02.752
56	51.795	1:03.738
41	52.665	1:04.356

LAP 10 @ 15:58:28.000		
NO	BEHIND	LAP TIME

96		58.978
44	0.232	59.050
53	0.835	57.565
75	1.169	59.603
37	1 Lap	1:02.918
67	2 Laps	1:12.525
99	1 Lap	1:04.318
66	1 Lap	1:09.106
15	14.597	58.096
85	15.677	1:01.140
3	24.322	59.333
17	1 Lap	1:06.074

69	25.506	1:04.528
32	31.580	1:01.642
11	33.172	58.812
71	34.166	59.351
127	40.862	1:00.716
160	41.036	1:00.600
5	45.399	1:02.681
30	53.598	1:01.151
35	54.432	1:01.828
41	57.813	1:04.126
56	57.899	1:05.082

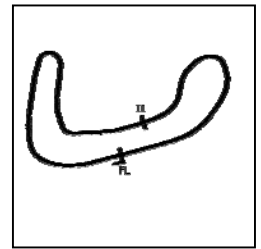
Brands Hatch Indy
Circuit Length = 1.2079 miles
Start: 15:48 Flag 15:58 End: 15:59

Weather / Track : Cloudy / Dry

BMCR - MRO Championships 2019 - Rnd 1 @ Brands Hatch Indy

BMZRC 250MZs & Blue Haze 2-Stroke GP

RACE 16 - SECTOR ANALYSIS



SECTOR 1 = FL to I1, SECTOR 2 = I1 to FL, DIFF = Difference To Personal Best Lap, P = Crossed Finish Line in Pit Lane, D = Time Disallowed

P1 96		Chris KENT		MZ - Buxton Powder Coating / Anglesey Motorbike Club		
IDEAL LAP TIME : 58.321		BEST LAP TIME : 58.562		DIFFERENCE : 0.241		
LAP	SECTOR 1	SECTOR 2	LAP TIME	MPH	DIFF	TIME OF DAY
1 -		23.865	1:07.074	64.83	8.512	15:49:37.555
2 -	35.039	23.551	58.590 (2)	74.22	0.028	15:50:36.145
3 -	35.280	23.282	58.562 (1)	74.25		15:51:34.707
4 -	35.140	23.486	58.626 (3)	74.17	0.064	15:52:33.333
5 -	35.364	23.590	58.954	73.76	0.392	15:53:32.287
6 -	35.483	23.768	59.251	73.39	0.689	15:54:31.538
7 -	35.921	23.580	59.501	73.08	0.939	15:55:31.039
8 -	35.288	23.779	59.067	73.62	0.505	15:56:30.106
9 -	35.146	23.770	58.916	73.81	0.354	15:57:29.022
10 -	35.416	23.562	58.978	73.73	0.416	15:58:28.000

P2 44		Robert DESOY		MZ - Eastern Garage Racing		
IDEAL LAP TIME : 58.660		BEST LAP TIME : 58.803		DIFFERENCE : 0.143		
LAP	SECTOR 1	SECTOR 2	LAP TIME	MPH	DIFF	TIME OF DAY
1 -		23.629	1:04.520	67.39	5.717	15:49:35.001
2 -	35.214	23.850	59.064 (3)	73.62	0.261	15:50:34.065
3 -	35.433	23.803	59.236	73.41	0.433	15:51:33.301
4 -	35.659	23.819	59.478	73.11	0.675	15:52:32.779
5 -	35.760	23.613	59.373	73.24	0.570	15:53:32.152
6 -	35.685	23.734	59.419	73.18	0.616	15:54:31.571
7 -	36.009	23.638	59.647	72.90	0.844	15:55:31.218
8 -	35.437	23.724	59.161	73.50	0.358	15:56:30.379
9 -	35.113	23.690	58.803 (1)	73.95		15:57:29.182
10 -	35.503	23.547	59.050 (2)	73.64	0.247	15:58:28.232

P3 53 GP		Mark WHITING		Yamaha - Mark whiting		
IDEAL LAP TIME : 55.763		BEST LAP TIME : 56.149		DIFFERENCE : 0.386		
LAP	SECTOR 1	SECTOR 2	LAP TIME	MPH	DIFF	TIME OF DAY
1 -		21.935	1:28.684	49.03	32.535	15:49:59.165
2 -	33.928	22.221	56.149 (1)	77.44		15:50:55.314
3 -	33.951	23.072	57.023	76.26	0.874	15:51:52.337
4 -	33.997	22.481	56.478	76.99	0.329	15:52:48.815
5 -	33.900	22.396	56.296 (3)	77.24	0.147	15:53:45.111
6 -	34.317	22.216	56.533	76.92	0.384	15:54:41.644
7 -	33.871	22.451	56.322	77.20	0.173	15:55:37.966
8 -	34.494	22.639	57.133	76.11	0.984	15:56:35.099
9 -	33.828	22.343	56.171 (2)	77.41	0.022	15:57:31.270
10 -	34.873	22.692	57.565	75.54	1.416	15:58:28.835

P4 75		Peter WOODALL		MZ - Core Projects Ltd		
IDEAL LAP TIME : 58.807		BEST LAP TIME : 58.849		DIFFERENCE : 0.042		
LAP	SECTOR 1	SECTOR 2	LAP TIME	MPH	DIFF	TIME OF DAY
1 -		23.871	1:05.512	66.37	6.663	15:49:35.993
2 -	35.352	23.692	59.044 (2)	73.65	0.195	15:50:35.037
3 -	35.384	23.671	59.055 (3)	73.63	0.206	15:51:34.092
4 -	35.176	23.972	59.148	73.52	0.299	15:52:33.240
5 -	35.508	23.826	59.334	73.29	0.485	15:53:32.574
6 -	35.327	24.019	59.346	73.27	0.497	15:54:31.920
7 -	35.719	23.808	59.527	73.05	0.678	15:55:31.447
8 -	35.136	23.713	58.849 (1)	73.89		15:56:30.296
9 -	35.393	23.877	59.270	73.36	0.421	15:57:29.566
10 -	35.818	23.785	59.603	72.95	0.754	15:58:29.169

P5 15 GPF		Billy PERKINS		Yamaha - Bexhill gearboxes		
IDEAL LAP TIME : 57.009		BEST LAP TIME : 57.130		DIFFERENCE : 0.121		
LAP	SECTOR 1	SECTOR 2	LAP TIME	MPH	DIFF	TIME OF DAY
1 -						
2 -						
3 -						
4 -						
5 -						
6 -						
7 -						
8 -						
9 -						
10 -						

Weather / Track : Cloudy / Dry

Brands Hatch Indy
Circuit Length = 1.2079 miles
Start: 15:48 Flag 15:58 End: 15:59

BMCRC - MRO Championships 2019 - Rnd 1 @ Brands Hatch Indy

BMZRC 250MZs & Blue Haze 2-Stroke GP

RACE 16 - SECTOR ANALYSIS



SECTOR 1 = FL to I1, SECTOR 2 = I1 to FL, DIFF = Difference To Personal Best Lap, P = Crossed Finish Line in Pit Lane, D = Time Disallowed

1 -		22.767	1:31.444	47.55	34.314	15:50:01.925
2 -	34.771	22.869	57.640	75.44	0.510	15:50:59.565
3 -	34.503	22.627	57.130 (1)	76.11		15:51:56.695
4 -	34.900	22.667	57.567 (3)	75.53	0.437	15:52:54.262
5 -	35.570	22.739	58.309	74.57	1.179	15:53:52.571
6 -	35.249	23.438	58.687	74.09	1.557	15:54:51.258
7 -	34.779	22.506	57.285 (2)	75.91	0.155	15:55:48.543
8 -	34.637	23.292	57.929	75.06	0.799	15:56:46.472
9 -	34.931	23.098	58.029	74.93	0.899	15:57:44.501
10 -	35.160	22.936	58.096	74.85	0.966	15:58:42.597

P6 85 Andrew WALES			MZ - Illuminated Design LTD			
IDEAL LAP TIME : 59.628		BEST LAP TIME : 1:00.048	DIFFERENCE : 0.420			
LAP	SECTOR 1	SECTOR 2	LAP TIME	MPH	DIFF	TIME OF DAY

1 -		23.890	1:06.066	65.82	6.018	15:49:36.547
2 -	35.738	24.310	1:00.048 (1)	72.41		15:50:36.595
3 -	36.157	24.164	1:00.321 (2)	72.09	0.273	15:51:36.916
4 -	36.128	24.260	1:00.388 (3)	72.01	0.340	15:52:37.304
5 -	37.191	24.312	1:01.503	70.70	1.455	15:53:38.807
6 -	36.727	24.272	1:00.999	71.28	0.951	15:54:39.806
7 -	36.343	24.062	1:00.405	71.99	0.357	15:55:40.211
8 -	36.473	24.475	1:00.948	71.34	0.900	15:56:41.159
9 -	36.576	24.802	1:01.378	70.84	1.330	15:57:42.537
10 -	36.721	24.419	1:01.140	71.12	1.092	15:58:43.677

P7 3 GP Tom BARRETT			Honda - Aspire Classic Restorations			
IDEAL LAP TIME : 57.315		BEST LAP TIME : 57.375	DIFFERENCE : 0.060			
LAP	SECTOR 1	SECTOR 2	LAP TIME	MPH	DIFF	TIME OF DAY

1 -		23.965	1:36.611	45.01	39.236	15:50:07.092
2 -	36.207	23.437	59.644	72.90	2.269	15:51:06.736
3 -	35.081	22.294	57.375 (1)	75.79		15:52:04.111
4 -	35.033	22.654	57.687 (2)	75.38	0.312	15:53:01.798
5 -	35.196	23.047	58.243	74.66	0.868	15:54:00.041
6 -	35.021	23.322	58.343	74.53	0.968	15:54:58.384
7 -	35.775	22.733	58.508	74.32	1.133	15:55:56.892
8 -	35.129	22.727	57.856 (3)	75.16	0.481	15:56:54.748
9 -	35.409	22.832	58.241	74.66	0.866	15:57:52.989
10 -	35.133	24.200	59.333	73.29	1.958	15:58:52.322

P8 69 Alexander MANN			MZ - HS RACING			
IDEAL LAP TIME : 1:00.837		BEST LAP TIME : 1:00.991	DIFFERENCE : 0.154			
LAP	SECTOR 1	SECTOR 2	LAP TIME	MPH	DIFF	TIME OF DAY

1 -		24.819	1:07.822	64.11	6.831	15:49:38.303
2 -	36.774	24.858	1:01.632	70.55	0.641	15:50:39.935
3 -	36.916	24.516	1:01.432	70.78	0.441	15:51:41.367
4 -	36.643	24.349	1:00.992 (2)	71.29	0.001	15:52:42.359
5 -	36.829	24.275	1:01.104 (3)	71.16	0.113	15:53:43.463
6 -	36.848	24.363	1:01.211	71.04	0.220	15:54:44.674
7 -	36.562	24.429	1:00.991 (1)	71.29		15:55:45.665
8 -	37.071	24.497	1:01.568	70.63	0.577	15:56:47.233
9 -	37.254	24.491	1:01.745	70.42	0.754	15:57:48.978
10 -	39.122	25.406	1:04.528	67.39	3.537	15:58:53.506

P9 32 John ASHMEAD			MZ -			
IDEAL LAP TIME : 1:01.443		BEST LAP TIME : 1:01.642	DIFFERENCE : 0.199			
LAP	SECTOR 1	SECTOR 2	LAP TIME	MPH	DIFF	TIME OF DAY

1 -		24.921	1:09.013	63.01	7.371	15:49:39.494
2 -	37.303	24.684	1:01.987	70.15	0.345	15:50:41.481
3 -	37.243	24.611	1:01.854 (2)	70.30	0.212	15:51:43.335
4 -	37.592	24.562	1:02.154	69.96	0.512	15:52:45.489

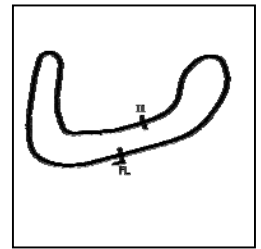
Weather / Track : Cloudy / Dry

Brands Hatch Indy
Circuit Length = 1.2079 miles
Start: 15:48 Flag 15:58 End: 15:59

BMCRC - MRO Championships 2019 - Rnd 1 @ Brands Hatch Indy

BMZRC 250MZs & Blue Haze 2-Stroke GP

RACE 16 - SECTOR ANALYSIS



SECTOR 1 = FL to I1, SECTOR 2 = I1 to FL, DIFF = Difference To Personal Best Lap, P = Crossed Finish Line in Pit Lane, D = Time Disallowed

5 -	37.638	24.321	1:01.959 (3)	70.18	0.317	15:53:47.448
6 -	38.367	24.929	1:03.296	68.70	1.654	15:54:50.744
7 -	38.106	24.689	1:02.795	69.25	1.153	15:55:53.539
8 -	37.556	24.770	1:02.326	69.77	0.684	15:56:55.865
9 -	37.331	24.742	1:02.073	70.05	0.431	15:57:57.938
10 -	37.122	24.520	1:01.642 (1)	70.54		15:58:59.580

P10	11 GPF	Gael MACHARD	Aprilia -
IDEAL LAP TIME : 58.533		BEST LAP TIME : 58.812	DIFFERENCE : 0.279

LAP	SECTOR 1	SECTOR 2	LAP TIME	MPH	DIFF	TIME OF DAY
1 -		23.749	1:34.659	45.93	35.847	15:50:05.140
2 -	35.856	23.309	59.165	73.49	0.353	15:51:04.305
3 -	35.948	23.462	59.410	73.19	0.598	15:52:03.715
4 -	35.872	23.104	58.976 (2)	73.73	0.164	15:53:02.691
5 -	35.429	24.504	59.933	72.55	1.121	15:54:02.624
6 -	35.900	23.125	59.025 (3)	73.67	0.213	15:55:01.649
7 -	36.387	25.232	1:01.619	70.57	2.807	15:56:03.268
8 -	36.324	23.306	59.630	72.92	0.818	15:57:02.898
9 -	35.991	23.471	59.462	73.13	0.650	15:58:02.360
10 -	35.429	23.383	58.812 (1)	73.94		15:59:01.172

P11	71 GPF	Richard HICKLING	Aprilia - All the Pickles
IDEAL LAP TIME : 58.569		BEST LAP TIME : 58.883	DIFFERENCE : 0.314

LAP	SECTOR 1	SECTOR 2	LAP TIME	MPH	DIFF	TIME OF DAY
1 -		24.645	1:36.513	45.05	37.630	15:50:06.994
2 -	36.014	24.273	1:00.287	72.13	1.404	15:51:07.281
3 -	35.473	23.749	59.222	73.42	0.339	15:52:06.503
4 -	35.313	24.128	59.441	73.15	0.558	15:53:05.944
5 -	35.667	24.167	59.834	72.67	0.951	15:54:05.778
6 -	36.228	23.980	1:00.208	72.22	1.325	15:55:05.986
7 -	34.820	24.077	58.897 (2)	73.83	0.014	15:56:04.883
8 -	35.255	23.794	59.049 (3)	73.64	0.166	15:57:03.932
9 -	34.975	23.908	58.883 (1)	73.85		15:58:02.815
10 -	35.352	23.999	59.351	73.26	0.468	15:59:02.166

P12	127 GPF	Richard HAYWARD	Yamaha - Gforce Motorcycles
IDEAL LAP TIME : 59.481		BEST LAP TIME : 59.537	DIFFERENCE : 0.056

LAP	SECTOR 1	SECTOR 2	LAP TIME	MPH	DIFF	TIME OF DAY
1 -		24.003	1:35.541	45.51	36.004	15:50:06.022
2 -	36.452	23.639	1:00.091 (3)	72.36	0.554	15:51:06.113
3 -	35.842	23.695	59.537 (1)	73.04		15:52:05.650
4 -	35.987	23.672	59.659 (2)	72.89	0.122	15:53:05.309
5 -	36.456	23.729	1:00.185	72.25	0.648	15:54:05.494
6 -	36.900	24.120	1:01.020	71.26	1.483	15:55:06.514
7 -	36.318	23.969	1:00.287	72.13	0.750	15:56:06.801
8 -	36.446	24.402	1:00.848	71.46	1.311	15:57:07.649
9 -	36.621	23.876	1:00.497	71.88	0.960	15:58:08.146
10 -	37.011	23.705	1:00.716	71.62	1.179	15:59:08.862

P13	160 GPF	Daniel GOUGH	Yamaha - G Force Motorcycles
IDEAL LAP TIME : 59.758		BEST LAP TIME : 59.849	DIFFERENCE : 0.091

LAP	SECTOR 1	SECTOR 2	LAP TIME	MPH	DIFF	TIME OF DAY
1 -		23.882	1:35.922	45.33	36.073	15:50:06.403
2 -	36.732	23.697	1:00.429	71.96	0.580	15:51:06.832
3 -	36.396	23.453	59.849 (1)	72.65		15:52:06.681
4 -	36.305	23.918	1:00.223	72.20	0.374	15:53:06.904
5 -	36.808	23.679	1:00.487	71.89	0.638	15:54:07.391
6 -	36.532	23.964	1:00.496	71.88	0.647	15:55:07.887
7 -	36.754	23.551	1:00.305	72.11	0.456	15:56:08.192
8 -	36.368	23.684	1:00.052 (2)	72.41	0.203	15:57:08.244

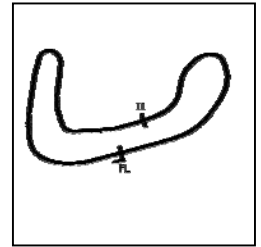
Weather / Track : Cloudy / Dry

Brands Hatch Indy
Circuit Length = 1.2079 miles
Start: 15:48 Flag 15:58 End: 15:59

BMCRC - MRO Championships 2019 - Rnd 1 @ Brands Hatch Indy

BMZRC 250MZs & Blue Haze 2-Stroke GP

RACE 16 - SECTOR ANALYSIS



SECTOR 1 = FL to I1, SECTOR 2 = I1 to FL, DIFF = Difference To Personal Best Lap, P = Crossed Finish Line in Pit Lane, D = Time Disallowed

9 -	36.431	23.761	1:00.192 (3)	72.24	0.343	15:58:08.436
10 -	36.871	23.729	1:00.600	71.75	0.751	15:59:09.036

P14 5		Garry SAMETT		MZ - smallmouse			
IDEAL LAP TIME : 1:02.159		BEST LAP TIME : 1:02.159		DIFFERENCE : 0.000			
LAP	SECTOR 1	SECTOR 2	LAP TIME	MPH	DIFF	TIME OF DAY	
1 -		25.134	1:10.517	61.66	8.358	15:49:40.998	
2 -	38.120	25.503	1:03.623	68.34	1.464	15:50:44.621	
3 -	38.796	25.379	1:04.175	67.76	2.016	15:51:48.796	
4 -	38.627	25.062	1:03.689	68.27	1.530	15:52:52.485	
5 -	38.567	24.823	1:03.390 (3)	68.60	1.231	15:53:55.875	
6 -	39.078	24.766	1:03.844	68.11	1.685	15:54:59.719	
7 -	37.988	26.921	1:04.909	66.99	2.750	15:56:04.628	
8 -	38.577	25.354	1:03.931	68.02	1.772	15:57:08.559	
9 -	37.720	24.439	1:02.159 (1)	69.95		15:58:10.718	
10 -	37.829	24.852	1:02.681 (2)	69.37	0.522	15:59:13.399	

P15 30 GPF		Neil HEWSON		Suzuki - The Sun Inn, Pickering			
IDEAL LAP TIME : 1:00.605		BEST LAP TIME : 1:00.776		DIFFERENCE : 0.171			
LAP	SECTOR 1	SECTOR 2	LAP TIME	MPH	DIFF	TIME OF DAY	
1 -		24.235	1:37.370	44.66	36.594	15:50:07.851	
2 -	37.601	23.410	1:01.011 (2)	71.27	0.235	15:51:08.862	
3 -	37.217	24.207	1:01.424	70.79	0.648	15:52:10.286	
4 -	37.796	23.602	1:01.398	70.82	0.622	15:53:11.684	
5 -	37.430	23.895	1:01.325	70.91	0.549	15:54:13.009	
6 -	38.358	24.089	1:02.447	69.63	1.671	15:55:15.456	
7 -	38.221	23.704	1:01.925	70.22	1.149	15:56:17.381	
8 -	37.195	23.581	1:00.776 (1)	71.55		15:57:18.157	
9 -	38.542	23.748	1:02.290	69.81	1.514	15:58:20.447	
10 -	37.330	23.821	1:01.151 (3)	71.11	0.375	15:59:21.598	

P16 35 GPF		Evann PENDRILL		Aprilia -			
IDEAL LAP TIME : 1:00.699		BEST LAP TIME : 1:00.879		DIFFERENCE : 0.180			
LAP	SECTOR 1	SECTOR 2	LAP TIME	MPH	DIFF	TIME OF DAY	
1 -		25.328	1:38.687	44.06	37.808	15:50:09.168	
2 -	37.333	24.560	1:01.893	70.26	1.014	15:51:11.061	
3 -	36.798	24.081	1:00.879 (1)	71.43		15:52:11.940	
4 -	37.121	23.901	1:01.022 (2)	71.26	0.143	15:53:12.962	
5 -	37.122	24.103	1:01.225	71.02	0.346	15:54:14.187	
6 -	37.002	24.100	1:01.102 (3)	71.16	0.223	15:55:15.289	
7 -	37.141	24.307	1:01.448	70.76	0.569	15:56:16.737	
8 -	36.964	24.151	1:01.115	71.15	0.236	15:57:17.852	
9 -	37.753	24.999	1:02.752	69.29	1.873	15:58:20.604	
10 -	37.343	24.485	1:01.828	70.33	0.949	15:59:22.432	

P17 41		Gary WILLIAMS		MZ -			
IDEAL LAP TIME : 1:03.621		BEST LAP TIME : 1:04.048		DIFFERENCE : 0.427			
LAP	SECTOR 1	SECTOR 2	LAP TIME	MPH	DIFF	TIME OF DAY	
1 -		25.587	1:11.823	60.54	7.775	15:49:42.304	
2 -	39.332	26.328	1:05.660	66.22	1.612	15:50:47.964	
3 -	40.294	26.560	1:06.854	65.04	2.806	15:51:54.818	
4 -	38.590	25.807	1:04.397	67.52	0.349	15:52:59.215	
5 -	38.809	25.757	1:04.566	67.35	0.518	15:54:03.781	
6 -	38.702	25.991	1:04.693	67.21	0.645	15:55:08.474	
7 -	38.034	26.014	1:04.048 (1)	67.89		15:56:12.522	
8 -	38.667	26.142	1:04.809	67.09	0.761	15:57:17.331	
9 -	38.291	26.065	1:04.356 (3)	67.57	0.308	15:58:21.687	
10 -	38.380	25.746	1:04.126 (2)	67.81	0.078	15:59:25.813	

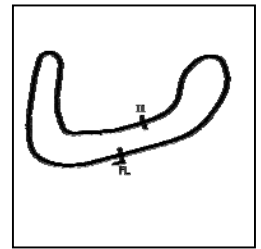
Weather / Track : Cloudy / Dry

Brands Hatch Indy
Circuit Length = 1.2079 miles
Start: 15:48 Flag 15:58 End: 15:59

BMCRC - MRO Championships 2019 - Rnd 1 @ Brands Hatch Indy

BMZRC 250MZs & Blue Haze 2-Stroke GP

RACE 16 - SECTOR ANALYSIS



SECTOR 1 = FL to I1, SECTOR 2 = I1 to FL, DIFF = Difference To Personal Best Lap, P = Crossed Finish Line in Pit Lane, D = Time Disallowed

P18 56		Russell TURNER		MZ -		
IDEAL LAP TIME : 1:03.706		BEST LAP TIME : 1:03.738		DIFFERENCE : 0.032		
LAP	SECTOR 1	SECTOR 2	LAP TIME	MPH	DIFF	TIME OF DAY
1 -		26.093	1:12.531	59.95	8.793	15:49:43.012
2 -	40.804	26.113	1:06.917	64.98	3.179	15:50:49.929
3 -	38.271	25.903	1:04.174 (2)	67.76	0.436	15:51:54.103
4 -	38.339	26.006	1:04.345 (3)	67.58	0.607	15:52:58.448
5 -	39.300	25.571	1:04.871	67.03	1.133	15:54:03.319
6 -	38.836	25.524	1:04.360	67.56	0.622	15:55:07.679
7 -	38.639	25.976	1:04.615	67.30	0.877	15:56:12.294
8 -	38.694	26.091	1:04.785	67.12	1.047	15:57:17.079
9 -	38.182	25.556	1:03.738 (1)	68.22		15:58:20.817
10 -	39.292	25.790	1:05.082	66.81	1.344	15:59:25.899

P19 37 GPF		Timothy POWELL		Aprilia -		
IDEAL LAP TIME : 1:02.213		BEST LAP TIME : 1:02.221		DIFFERENCE : 0.008		
LAP	SECTOR 1	SECTOR 2	LAP TIME	MPH	DIFF	TIME OF DAY
1 -		24.265	1:36.821	44.91	34.600	15:50:07.302
2 -	38.343	24.530	1:02.873	69.16	0.652	15:51:10.175
3 -	38.946	24.515	1:03.461	68.52	1.240	15:52:13.636
4 -	38.365	24.569	1:02.934	69.09	0.713	15:53:16.570
5 -	38.035	24.186	1:02.221 (1)	69.88		15:54:18.791
6 -	38.280	24.304	1:02.584 (3)	69.48	0.363	15:55:21.375
7 -	38.186	24.311	1:02.497 (2)	69.58	0.276	15:56:23.872
8 -	38.328	24.294	1:02.622	69.44	0.401	15:57:26.494
9 -	38.740	24.178	1:02.918	69.11	0.697	15:58:29.412

P20 99 GPF		Stewart GRICE		Aprilia -		
IDEAL LAP TIME : 1:01.519		BEST LAP TIME : 1:01.905		DIFFERENCE : 0.386		
LAP	SECTOR 1	SECTOR 2	LAP TIME	MPH	DIFF	TIME OF DAY
1 -		24.399	1:38.955	43.94	37.050	15:50:09.436
2 -	37.753	24.152	1:01.905 (1)	70.24		15:51:11.341
3 -	38.422	24.599	1:03.021	69.00	1.116	15:52:14.362
4 -	37.467	24.913	1:02.380 (2)	69.71	0.475	15:53:16.742
5 -	38.547	24.468	1:03.015	69.00	1.110	15:54:19.757
6 -	38.346	24.052	1:02.398 (3)	69.69	0.493	15:55:22.155
7 -	38.634	25.120	1:03.754	68.20	1.849	15:56:25.909
8 -	39.090	24.845	1:03.935	68.01	2.030	15:57:29.844
9 -	39.826	24.492	1:04.318	67.61	2.413	15:58:34.162

P21 66		Mark VINCENT		MZ - Putoline		
IDEAL LAP TIME : 1:05.326		BEST LAP TIME : 1:05.326		DIFFERENCE : 0.000		
LAP	SECTOR 1	SECTOR 2	LAP TIME	MPH	DIFF	TIME OF DAY
1 -		26.139	1:13.359	59.27	8.033	15:49:43.840
2 -	39.632	26.425	1:06.057 (3)	65.83	0.731	15:50:49.897
3 -	39.416	26.084	1:05.500 (2)	66.39	0.174	15:51:55.397
4 -	39.262	26.064	1:05.326 (1)	66.56		15:53:00.723
5 -	39.674	26.451	1:06.125	65.76	0.799	15:54:06.848
6 -	39.963	26.540	1:06.503	65.38	1.177	15:55:13.351
7 -	41.219	26.979	1:08.198	63.76	2.872	15:56:21.549
8 -	41.375	26.988	1:08.363	63.61	3.037	15:57:29.912
9 -	42.083	27.023	1:09.106	62.92	3.780	15:58:39.018

P22 17 GPF		David PATERSON		Aprilia - Team old Git racing		
IDEAL LAP TIME : 1:03.902		BEST LAP TIME : 1:04.112		DIFFERENCE : 0.210		
LAP	SECTOR 1	SECTOR 2	LAP TIME	MPH	DIFF	TIME OF DAY
1 -		25.388	1:41.304	42.92	37.192	15:50:11.785
2 -	38.816	25.338	1:04.154 (3)	67.78	0.042	15:51:15.939
3 -	38.861	25.385	1:04.246	67.68	0.134	15:52:20.185

Weather / Track : Cloudy / Dry

Brands Hatch Indy
Circuit Length = 1.2079 miles
Start: 15:48 Flag 15:58 End: 15:59

BMCRC - MRO Championships 2019 - Rnd 1 @ Brands Hatch Indy

BMZRC 250MZs & Blue Haze 2-Stroke GP

RACE 16 - SECTOR ANALYSIS



SECTOR 1 = FL to I1, SECTOR 2 = I1 to FL, DIFF = Difference To Personal Best Lap, P = Crossed Finish Line in Pit Lane, D = Time Disallowed

4 -	39.506	25.115	1:04.621	67.29	0.509	15:53:24.806
5 -	38.787	25.333	1:04.120 (2)	67.81	0.008	15:54:28.926
6 -	38.920	25.192	1:04.112 (1)	67.82		15:55:33.038
7 -	41.934	26.147	1:08.081	63.87	3.969	15:56:41.119
8 -	40.522	25.394	1:05.916	65.97	1.804	15:57:47.035
9 -	40.732	25.342	1:06.074	65.81	1.962	15:58:53.109

P23 67 GPF		Mark BAILEY		Yamaha - Gforce motorcycles		
IDEAL LAP TIME : 1:07.035		BEST LAP TIME : 1:07.035		DIFFERENCE : 0.000		
LAP	SECTOR 1	SECTOR 2	LAP TIME	MPH	DIFF	TIME OF DAY

1 -		27.035	1:45.209	41.33	38.174	15:50:15.690
2 -	40.801	26.234	1:07.035 (1)	64.87		15:51:22.725
3 -	40.814	27.008	1:07.822 (2)	64.11	0.787	15:52:30.547
4 -	44.243	27.965	1:12.208	60.22	5.173	15:53:42.755
5 -	43.486	27.562	1:11.048 (3)	61.20	4.013	15:54:53.803
6 -	43.201	28.132	1:11.333	60.96	4.298	15:56:05.136
7 -	43.392	28.419	1:11.811	60.55	4.776	15:57:16.947
8 -	44.490	28.035	1:12.525	59.96	5.490	15:58:29.472

P24 113		Liam NEWMAN		MZ - Team newman racing		
IDEAL LAP TIME : 1:02.999		BEST LAP TIME : 1:03.130		DIFFERENCE : 0.131		
LAP	SECTOR 1	SECTOR 2	LAP TIME	MPH	DIFF	TIME OF DAY

1 -		25.307	1:10.833	61.39	7.703	15:49:41.314
2 -	38.339	25.050	1:03.389 (3)	68.60	0.259	15:50:44.703
3 -	38.572	25.182	1:03.754	68.20	0.624	15:51:48.457
4 -	38.647	25.198	1:03.845	68.11	0.715	15:52:52.302
5 -	38.408	24.950	1:03.358 (2)	68.63	0.228	15:53:55.660
6 -	39.113	24.732	1:03.845	68.11	0.715	15:54:59.505
7 -	38.883	26.352	1:05.235	66.66	2.105	15:56:04.740
8 -	38.267	24.863	1:03.130 (1)	68.88		15:57:07.870

P25 95		Christopher ROGERS		MZ - CB Racing		
IDEAL LAP TIME : 58.681		BEST LAP TIME : 58.914		DIFFERENCE : 0.233		
LAP	SECTOR 1	SECTOR 2	LAP TIME	MPH	DIFF	TIME OF DAY

1 -		23.674	1:05.088	66.81	6.174	15:49:35.569
2 -	35.007	23.907	58.914 (1)	73.81		15:50:34.483
3 -	35.647	23.735	59.382 (3)	73.23	0.468	15:51:33.865
4 -	35.141	24.070	59.211 (2)	73.44	0.297	15:52:33.076

Weather / Track : Cloudy / Dry

Brands Hatch Indy
Circuit Length = 1.2079 miles
Start: 15:48 Flag 15:58 End: 15:59

BMCRC - MRO Championships 2019 - Rnd 1 @ Brands Hatch Indy

BMZRC 250MZs & Blue Haze 2-Stroke GP

RACE 16 - BEST SECTORS

SECTOR 1			SECTOR 2			IDEAL / BEST COMPARISON						
POS	NO	NAME	TIME	NO	NAME	TIME	POS	NO	NAME	IDEAL	BEST	DIFF
									PERFECT LAP	55.763		
1	53	WHITING	33.828	53	WHITING	21.935	1	53	WHITING	55.763	56.149	0.386
2	15	PERKINS	34.503	3	BARRETT	22.294	2	15	PERKINS	57.009	57.130	0.121
3	71	HICKLING	34.820	15	PERKINS	22.506	3	3	BARRETT	57.315	57.375	0.060
4	95	ROGERS	35.007	11	MACHARD	23.104	4	96	KENT	58.321	58.562	0.241
5	3	BARRETT	35.021	96	KENT	23.282	5	11	MACHARD	58.533	58.812	0.279
6	96	KENT	35.039	30	HEWSON	23.410	6	71	HICKLING	58.569	58.883	0.314
7	44	DESSOY	35.113	160	GOUGH	23.453	7	44	DESSOY	58.660	58.803	0.143
8	75	WOODALL	35.136	44	DESSOY	23.547	8	95	ROGERS	58.681	58.914	0.233
9	11	MACHARD	35.429	127	HAYWARD	23.639	9	75	WOODALL	58.807	58.849	0.042
10	85	WALES	35.738	75	WOODALL	23.671	10	127	HAYWARD	59.481	59.537	0.056
11	127	HAYWARD	35.842	95	ROGERS	23.674	11	85	WALES	59.628	1:00.048	0.420
12	160	GOUGH	36.305	71	HICKLING	23.749	12	160	GOUGH	59.758	59.849	0.091
13	69	MANN	36.562	85	WALES	23.890	13	30	HEWSON	1:00.605	1:00.776	0.171
14	35	PENDRILL	36.798	35	PENDRILL	23.901	14	35	PENDRILL	1:00.699	1:00.879	0.180
15	32	ASHMEAD	37.122	99	GRICE	24.052	15	69	MANN	1:00.837	1:00.991	0.154
16	30	HEWSON	37.195	37	POWELL	24.178	16	32	ASHMEAD	1:01.443	1:01.642	0.199
17	99	GRICE	37.467	69	MANN	24.275	17	99	GRICE	1:01.519	1:01.905	0.386
18	5	SAMETT	37.720	32	ASHMEAD	24.321	18	5	SAMETT	1:02.159	1:02.159	0.000
19	41	WILLIAMS	38.034	5	SAMETT	24.439	19	37	POWELL	1:02.213	1:02.221	0.008
20	37	POWELL	38.035	113	NEWMAN	24.732	20	113	NEWMAN	1:02.999	1:03.130	0.131
21	56	TURNER	38.182	17	PATERSON	25.115	21	41	WILLIAMS	1:03.621	1:04.048	0.427
22	113	NEWMAN	38.267	56	TURNER	25.524	22	56	TURNER	1:03.706	1:03.738	0.032
23	17	PATERSON	38.787	41	WILLIAMS	25.587	23	17	PATERSON	1:03.902	1:04.112	0.210
24	66	VINCENT	39.262	66	VINCENT	26.064	24	66	VINCENT	1:05.326	1:05.326	0.000
25	67	BAILEY	40.801	67	BAILEY	26.234	25	67	BAILEY	1:07.035	1:07.035	0.000
26												

Weather / Track : Cloudy / Dry

Brands Hatch Indy
 Circuit Length = 1.2079 miles
 Start: 15:48 Flag 15:58 End: 15:59

Results can be found at www.tsl-timing.com

Printed - 16:03 Sunday, 10 March 2019

BMCRC-MRO Championships 2019



EDI asia FORMULA 400

Brands Hatch Indy Circuit

9th / 10th April 2018



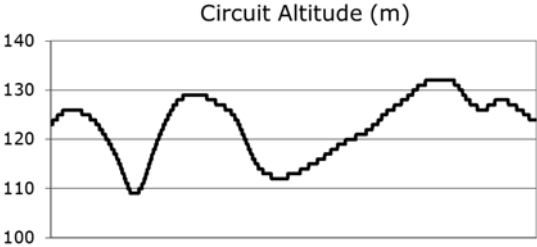
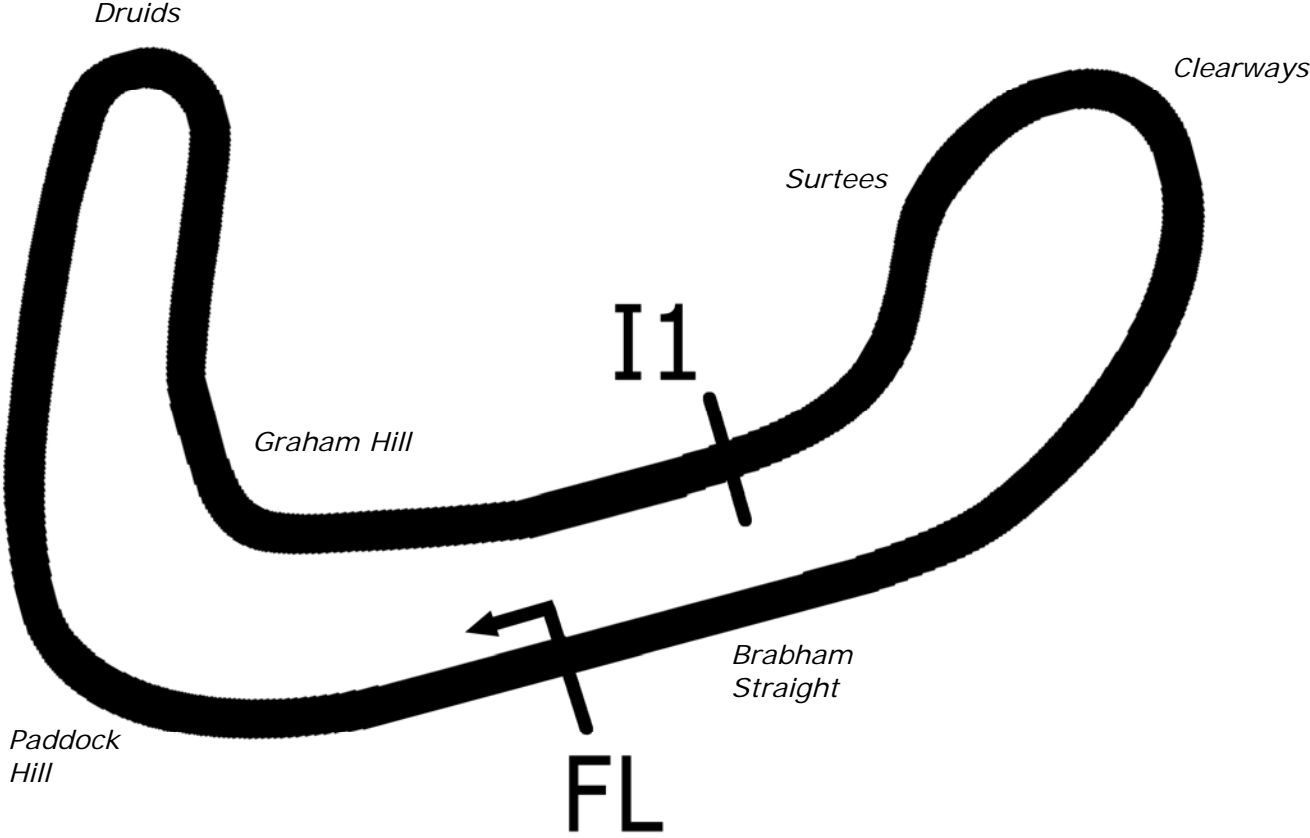
Results Provided by Timing Solutions Ltd
www.tsl-timing.com

Brands Hatch Indy



SPORTS TIMING

TIMING SOLUTIONS LTD



Length	1.2079 miles	1944.0 m	
FL		51.36032 N	0.26032 E
I1	1112m	51.35934 N	0.25955 E
Pit Entry	1669m	51.35911 N	0.25743 E
Pit Exit	26m after FL	51.36027 N	0.26078 E
Pit Entry–Pit Exit 277m, 16.6s @60kph, 12.4s @80kph			

BMCRC - MRO Championships 2019 - Rnd 1 @ Brands Hatch Indy



EDlasia Formula 400 & Rookie 400

QUALIFYING - CLASSIFICATION

POS	NO	CL	PIC NAME	ENTRY	TIME	ON	LAPS	GAP	DIFF	MPH
1	14		1 Chris BURRAGE	Kawasaki - Seton tuning	57.516	4	5			75.60
2	126		2 Glynn DAVIES	Kawasaki -	57.652	4	7	0.136	0.136	75.42
3	52		3 Gary JARMAN	Kawasaki - G & S Motorcycle tyres	59.087	5	5	1.571	1.435	73.59
4	86		4 Mathew SCOTT	Kawasaki -	59.260	6	7	1.744	0.173	73.38
5	22		5 Dave HARVIEK	Kawasaki - NW Roofing London Ltd	59.458	5	9	1.942	0.198	73.13
6	12		6 Grant WALDER	Kawasaki - Fins Motorcycles	59.766	8	12	2.250	0.308	72.76
7	85		7 James ROBINSON	Kawasaki - claire palastanga ceramics	59.923	6	9	2.407	0.157	72.56
8	48		8 Richie WELSH	Yamaha - EDEN'S EXPERIENCES/PETER FLEMING	1:00.813	10	10	3.297	0.890	71.50
9	125	S	1 Ben MILES	Yamaha - Allspeed	1:01.290	5	8	3.774	0.477	70.95
10	127		9 Adam GREEN	Kawasaki - Royal Air Force Motorsport Association	1:01.702	5	5	4.186	0.412	70.47
11	13	S	2 Doug EDMONDSON	Yamaha -	1:02.341	11	11	4.825	0.639	69.75
12	999	S	3 Jim DALTON	Kawasaki -	1:02.665	3	6	5.149	0.324	69.39
13	35	S	4 Sam DIGBY-BAKER	Kawasaki -	1:02.730	5	6	5.214	0.065	69.32
14	55	S	5 Nick COOPER	Honda - Skint Racing - Wemoto.com	1:03.599	11	11	6.083	0.869	68.37
15	20		10 Connor SWYER	Kawasaki - WSC Performace & Owkay clothing	1:03.609	4	5	6.093	0.010	68.36
16	56		11 Kallam SWYER	Kawasaki - Swyer and sons racing	1:03.645	5	5	6.129	0.036	68.32
17	101		12 Andrew DAVIES	Yamaha - GIBSON EXHAUSTS	1:04.762	5	5	7.246	1.117	67.14
18	71	S	6 Ben BURNAL	Honda - Violent running syndicate	1:06.202	4	9	8.686	1.440	65.68
19	47		13 Allan CLARK	Kawasaki - A Clark & Sons Builders	1:07.593	6	6	10.077	1.391	64.33
20	66	S/R	1 Damian COTTRELL	Kawasaki - J P METAL TREATMENTS	1:08.720	9	10	11.204	1.127	63.28
21	24		14 Harley GODZISZ	Honda - W.O.T Security	1:09.743	7	9	12.227	1.023	62.35
22	63		15 Daniel HARDY	Kawasaki -	1:10.417	4	4	12.901	0.674	61.75
23	97	S/R	2 Nicholas TAIG	Honda -	1:10.580	8	10	13.064	0.163	61.61
24	90	S	7 Steve RAPA	Kawasaki - David Simon Tuning			1			

Weather / Track : Cloudy / Drying

These results are provisional until the conclusion of any judicial and technical matters.

Brands Hatch Indy

Circuit Length = 1.2079 miles

Start: 09:35 Flag 09:47 End: 09:48

Clerk Of Course :

Timekeeper :

Results can be found at www.tsl-timing.com

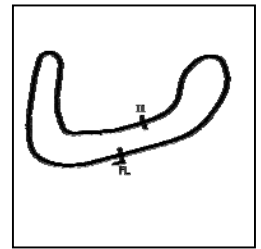
Printed - 09:58 Saturday, 09 March 2019



BMCRC - MRO Championships 2019 - Rnd 1 @ Brands Hatch Indy

EDlasia Formula 400 & Rookie 400

QUALIFYING - SECTOR ANALYSIS



SECTOR 1 = FL to I1, SECTOR 2 = I1 to FL, DIFF = Difference To Personal Best Lap, P = Crossed Finish Line in Pit Lane, D = Time Disallowed

P1 14		Chris BURGAGE		Kawasaki - Seton tuning			
IDEAL LAP TIME : 57.516		BEST LAP TIME : 57.516		DIFFERENCE : 0.000			
LAP	SECTOR 1	SECTOR 2	LAP TIME	MPH	DIFF	TIME OF DAY	
1 -	38.705	24.303	1:03.008	69.01	5.492	09:36:40.426	
2 -	36.358	23.652	1:00.010 (3)	72.46	2.494	09:37:40.436	
3 -	36.361	23.168	59.529 (2)	73.05	2.013	09:38:39.965	
4 -	34.799	22.717	57.516 (1)	75.60		09:39:37.481	
5 -	36.625	24.620	1:01.245	71.00	3.729	09:40:38.726	

P2 126		Glynn DAVIES		Kawasaki -			
IDEAL LAP TIME : 57.198		BEST LAP TIME : 57.652		DIFFERENCE : 0.454			
LAP	SECTOR 1	SECTOR 2	LAP TIME	MPH	DIFF	TIME OF DAY	
1 -	37.454	25.829	1:03.283	68.71	5.631	09:36:44.545	
2 -	35.013	24.108	59.121	73.55	1.469	09:37:43.666	
3 -	35.075	24.293	59.368	73.24	1.716	09:38:43.034	
4 -	34.195	23.457	57.652 (1)	75.42		09:39:40.686	
5 -	35.573	23.292	58.865	73.87	1.213	09:40:39.551	
6 -	35.148	23.029	58.177 (3)	74.74	0.525	09:41:37.728	
7 -	34.169	23.574	57.743 (2)	75.30	0.091	09:42:35.471	

P3 52		Gary JARMAN		Kawasaki - G & S Motorcycle tyres			
IDEAL LAP TIME : 59.087		BEST LAP TIME : 59.087		DIFFERENCE : 0.000			
LAP	SECTOR 1	SECTOR 2	LAP TIME	MPH	DIFF	TIME OF DAY	
1 -	40.340	26.504	1:06.844	65.05	7.757	09:36:45.631	
2 -	37.599	24.911	1:02.510	69.56	3.423	09:37:48.141	
3 -	37.184	24.585	1:01.769 (3)	70.40	2.682	09:38:49.910	
4 -	36.319	23.969	1:00.288 (2)	72.13	1.201	09:39:50.198	
5 -	35.252	23.835	59.087 (1)	73.59		09:40:49.285	

P4 86		Mathew SCOTT		Kawasaki -			
IDEAL LAP TIME : 59.103		BEST LAP TIME : 59.260		DIFFERENCE : 0.157			
LAP	SECTOR 1	SECTOR 2	LAP TIME	MPH	DIFF	TIME OF DAY	
1 -	41.378	25.793	1:07.171	64.73	7.911	09:36:58.605	
2 -	40.003	26.769	1:06.772	65.12	7.512	09:38:05.377	
3 -	38.256	25.098	1:03.354	68.63	4.094	09:39:08.731	
4 -	35.800	23.951	59.751 (3)	72.77	0.491	09:40:08.482	
5 -	38.645	25.442	1:04.087	67.85	4.827	09:41:12.569	
6 -	35.790	23.470	59.260 (1)	73.38		09:42:11.829	
7 -	35.633	23.860	59.493 (2)	73.09	0.233	09:43:11.322	

P5 22		Dave HARVIEK		Kawasaki - NW Roofing London Ltd			
IDEAL LAP TIME : 59.340		BEST LAP TIME : 59.458		DIFFERENCE : 0.118			
LAP	SECTOR 1	SECTOR 2	LAP TIME	MPH	DIFF	TIME OF DAY	
1 -	40.828	26.110	1:06.938	64.96	7.480	09:36:44.750	
2 -	37.913	25.023	1:02.936	69.09	3.478	09:37:47.686	
3 -	37.971	25.140	1:03.111	68.90	3.653	09:38:50.797	
4 -	37.016	23.268	1:00.284 (2)	72.13	0.826	09:39:51.081	
5 -	36.072	23.386	59.458 (1)	73.13		09:40:50.539	
6 -	36.323	24.022	1:00.345 (3)	72.06	0.887	09:41:50.884	
7 -	36.438	24.561	1:00.999	71.28	1.541	09:42:51.883	
8 -	37.333	25.159	1:02.492	69.58	3.034	09:43:54.375	
9 -	36.184	24.218	1:00.402	71.99	0.944	09:44:54.777	

P6 12		Grant WALDER		Kawasaki - Fins Motorcycles			
IDEAL LAP TIME : 59.509		BEST LAP TIME : 59.766		DIFFERENCE : 0.257			
LAP	SECTOR 1	SECTOR 2	LAP TIME	MPH	DIFF	TIME OF DAY	
1 -	38.985	25.110	1:04.095	67.84	4.329	09:36:45.556	
2 -	37.215	24.817	1:02.032	70.10	2.266	09:37:47.588	

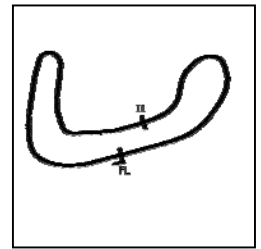
Weather / Track : Cloudy / Drying

Brands Hatch Indy
Circuit Length = 1.2079 miles
Start: 09:35 Flag 09:47 End: 09:48

BMCRC - MRO Championships 2019 - Rnd 1 @ Brands Hatch Indy

EDlasia Formula 400 & Rookie 400

QUALIFYING - SECTOR ANALYSIS



SECTOR 1 = FL to I1, SECTOR 2 = I1 to FL, DIFF = Difference To Personal Best Lap, P = Crossed Finish Line in Pit Lane, D = Time Disallowed

3 -	36.359	24.366	1:00.725	71.61	0.959	09:38:48.313
4 -	36.124	23.679	59.803 (2)	72.71	0.037	09:39:48.116
5 -	36.565	23.796	1:00.361	72.04	0.595	09:40:48.477
6 -	36.443	24.076	1:00.519	71.85	0.753	09:41:48.996
7 -	36.065	25.082	1:01.147	71.11	1.381	09:42:50.143
8 -	36.210	23.556	59.766 (1)	72.76		09:43:49.909
9 -	35.953	23.956	59.909 (3)	72.58	0.143	09:44:49.818
10 -	37.085	23.571	1:00.656	71.69	0.890	09:45:50.474
11 -	36.369	24.281	1:00.650	71.69	0.884	09:46:51.124
12 -	37.061	24.206	1:01.267	70.97	1.501	09:47:52.391

P7 85		James ROBINSON		Kawasaki - claire palastanga ceramics			
IDEAL LAP TIME : 59.693		BEST LAP TIME : 59.923		DIFFERENCE : 0.230			
LAP	SECTOR 1	SECTOR 2	LAP TIME	MPH	DIFF	TIME OF DAY	
1 -	41.450	26.758	1:08.208	63.75	8.285	09:36:57.314	
2 -	39.682	27.084	1:06.766	65.13	6.843	09:38:04.080	
3 -	39.371	25.142	1:04.513	67.40	4.590	09:39:08.593	
4 -	36.918	24.655	1:01.573	70.62	1.650	09:40:10.166	
5 -	38.144	24.413	1:02.557	69.51	2.634	09:41:12.723	
6 -	36.149	23.774	59.923 (1)	72.56		09:42:12.646	
7 -	35.919	24.175	1:00.094 (2)	72.36	0.171	09:43:12.740	
8 -	36.546	24.511	1:01.057 (3)	71.22	1.134	09:44:13.797	
9 -	37.046	24.543	1:01.589	70.60	1.666	09:45:15.386	

P8 48		Richie WELSH		Yamaha - EDEN'S EXPERIENCES/PETER FLEMING			
IDEAL LAP TIME : 1:00.813		BEST LAP TIME : 1:00.813		DIFFERENCE : 0.000			
LAP	SECTOR 1	SECTOR 2	LAP TIME	MPH	DIFF	TIME OF DAY	
1 -	42.079	26.029	1:08.108	63.84	7.295	09:36:49.846	
2 -	39.126	25.028	1:04.154	67.78	3.341	09:37:54.000	
3 -	37.988	24.674	1:02.662	69.39	1.849	09:38:56.662	
4 -	38.068	25.402	1:03.470	68.51	2.657	09:40:00.132	
5 -	37.330	24.226	1:01.556	70.64	0.743	09:41:01.688	
6 -	37.005	24.319	1:01.324 (2)	70.91	0.511	09:42:03.012	
7 -	37.097	24.666	1:01.763	70.40	0.950	09:43:04.775	
8 -	37.087	24.284	1:01.371 (3)	70.85	0.558	09:44:06.146	
9 -	37.015	24.778	1:01.793	70.37	0.980	09:45:07.939	
10 -	36.748	24.065	1:00.813 (1)	71.50		09:46:08.752	

P9 125 S		Ben MILES		Yamaha - Allspeed			
IDEAL LAP TIME : 1:01.249		BEST LAP TIME : 1:01.290		DIFFERENCE : 0.041			
LAP	SECTOR 1	SECTOR 2	LAP TIME	MPH	DIFF	TIME OF DAY	
1 -	43.203	27.256	1:10.459	61.71	9.169	09:36:57.453	
2 -	41.157	26.464	1:07.621	64.30	6.331	09:38:05.074	
3 -	39.593	25.065	1:04.658	67.25	3.368	09:39:09.732	
4 -	36.741	25.149	1:01.890 (3)	70.26	0.600	09:40:11.622	
5 -	36.782	24.508	1:01.290 (1)	70.95		09:41:12.912	
6 -	36.925	25.889	1:02.814	69.22	1.524	09:42:15.726	
7 -	36.948	24.965	1:01.913	70.23	0.623	09:43:17.639	
8 -	36.965	24.604	1:01.569 (2)	70.62	0.279	09:44:19.208	

P10 127		Adam GREEN		Kawasaki - Royal Air Force Motorsport Association			
IDEAL LAP TIME : 1:01.228		BEST LAP TIME : 1:01.702		DIFFERENCE : 0.474			
LAP	SECTOR 1	SECTOR 2	LAP TIME	MPH	DIFF	TIME OF DAY	
1 -	42.183	26.105	1:08.288	63.68	6.586	09:37:01.493	
2 -	39.431	24.613	1:04.044	67.90	2.342	09:38:05.537	
3 -	38.370	24.876	1:03.246 (3)	68.75	1.544	09:39:08.783	
4 -	37.100	24.943	1:02.043 (2)	70.09	0.341	09:40:10.826	
5 -	37.215	24.487	1:01.702 (1)	70.47		09:41:12.528	

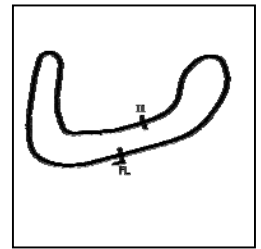
Weather / Track : Cloudy / Drying

Brands Hatch Indy
Circuit Length = 1.2079 miles
Start: 09:35 Flag 09:47 End: 09:48

BMCRC - MRO Championships 2019 - Rnd 1 @ Brands Hatch Indy

EDlasia Formula 400 & Rookie 400

QUALIFYING - SECTOR ANALYSIS



SECTOR 1 = FL to I1, SECTOR 2 = I1 to FL, DIFF = Difference To Personal Best Lap, P = Crossed Finish Line in Pit Lane, D = Time Disallowed

P11 13 S		Doug EDMONDSON		Yamaha -		
IDEAL LAP TIME : 1:02.341		BEST LAP TIME : 1:02.341		DIFFERENCE : 0.000		
LAP	SECTOR 1	SECTOR 2	LAP TIME	MPH	DIFF	TIME OF DAY
1 -	45.692	28.059	1:13.751	58.96	11.410	09:37:16.054
2 -	41.518	27.368	1:08.886	63.12	6.545	09:38:24.940
3 -	40.694	26.913	1:07.607	64.32	5.266	09:39:32.547
4 -	40.201	26.490	1:06.691	65.20	4.350	09:40:39.238
5 -	39.738	26.337	1:06.075	65.81	3.734	09:41:45.313
6 -	39.006	26.062	1:05.068	66.83	2.727	09:42:50.381
7 -	38.790	25.555	1:04.345	67.58	2.004	09:43:54.726
8 -	38.359	25.531	1:03.890 (3)	68.06	1.549	09:44:58.616
9 -	38.247	25.523	1:03.770 (2)	68.19	1.429	09:46:02.386
10 -	38.970	25.568	1:04.538	67.38	2.197	09:47:06.924
11 -	37.424	24.917	1:02.341 (1)	69.75		09:48:09.265

P12 999 S		Jim DALTON		Kawasaki -		
IDEAL LAP TIME : 1:02.665		BEST LAP TIME : 1:02.665		DIFFERENCE : 0.000		
LAP	SECTOR 1	SECTOR 2	LAP TIME	MPH	DIFF	TIME OF DAY
1 -	42.120	27.551	1:09.671	62.41	7.006	09:37:09.521
2 -	37.940	25.797	1:03.737 (2)	68.22	1.072	09:38:13.258
3 -	37.843	24.822	1:02.665 (1)	69.39		09:39:15.923
4 -	38.992	24.993	1:03.985 (3)	67.96	1.320	09:40:19.908
5 -	39.391	24.998	1:04.389	67.53	1.724	09:41:24.297
6 -	39.030	26.825	1:05.855	66.03	3.190	09:42:30.152

P13 35 S		Sam DIGBY-BAKER		Kawasaki -		
IDEAL LAP TIME : 1:02.215		BEST LAP TIME : 1:02.730		DIFFERENCE : 0.515		
LAP	SECTOR 1	SECTOR 2	LAP TIME	MPH	DIFF	TIME OF DAY
1 -	42.240	26.307	1:08.547	63.43	5.817	09:36:58.719
2 -	40.184	26.725	1:06.909	64.99	4.179	09:38:05.628
3 -	39.515	25.702	1:05.217	66.67	2.487	09:39:10.845
4 -	38.289	24.716	1:03.005 (2)	69.01	0.275	09:40:13.850
5 -	37.499	25.231	1:02.730 (1)	69.32		09:41:16.580
6 -	38.686	25.880	1:04.566 (3)	67.35	1.836	09:42:21.146

P14 55 S		Nick COOPER		Honda - Skint Racing - Wemoto.com		
IDEAL LAP TIME : 1:03.351		BEST LAP TIME : 1:03.599		DIFFERENCE : 0.248		
LAP	SECTOR 1	SECTOR 2	LAP TIME	MPH	DIFF	TIME OF DAY
1 -	43.385	27.487	1:10.872	61.35	7.273	09:37:01.344
2 -	40.817	26.380	1:07.197	64.71	3.598	09:38:08.541
3 -	40.344	26.403	1:06.747	65.15	3.148	09:39:15.288
4 -	40.067	26.165	1:06.232	65.65	2.633	09:40:21.520
5 -	39.881	26.510	1:06.391	65.49	2.792	09:41:27.911
6 -	40.047	27.594	1:07.641	64.28	4.042	09:42:35.552
7 -	39.561	27.476	1:07.037	64.86	3.438	09:43:42.589
8 -	39.309	26.039	1:05.348 (3)	66.54	1.749	09:44:47.937
9 -	39.998	26.363	1:06.361	65.52	2.762	09:45:54.298
10 -	38.379	25.269	1:03.648 (2)	68.32	0.049	09:46:57.946
11 -	38.082	25.517	1:03.599 (1)	68.37		09:48:01.545

P15 20		Connor SWYER		Kawasaki - WSC Performace & Owkay clothing		
IDEAL LAP TIME : 1:03.609		BEST LAP TIME : 1:03.609		DIFFERENCE : 0.000		
LAP	SECTOR 1	SECTOR 2	LAP TIME	MPH	DIFF	TIME OF DAY
1 -	41.067	26.729	1:07.796	64.14	4.187	09:36:53.421
2 -	38.852	25.807	1:04.659 (2)	67.25	1.050	09:37:58.080
3 -	38.925	26.338	1:05.263 (3)	66.63	1.654	09:39:03.343
4 -	37.974	25.635	1:03.609 (1)	68.36		09:40:06.952
5 -	39.795	26.136	1:05.931	65.95	2.322	09:41:12.883

Weather / Track : Cloudy / Drying

Brands Hatch Indy
Circuit Length = 1.2079 miles
Start: 09:35 Flag 09:47 End: 09:48

BMCRC - MRO Championships 2019 - Rnd 1 @ Brands Hatch Indy

EDlasia Formula 400 & Rookie 400

QUALIFYING - SECTOR ANALYSIS



SECTOR 1 = FL to I1, SECTOR 2 = I1 to FL, DIFF = Difference To Personal Best Lap, P = Crossed Finish Line in Pit Lane, D = Time Disallowed

P16 56		Kallam SWYER		Kawasaki - Swyer and sons racing		
IDEAL LAP TIME : 1:03.645		BEST LAP TIME : 1:03.645		DIFFERENCE : 0.000		
LAP	SECTOR 1	SECTOR 2	LAP TIME	MPH	DIFF	TIME OF DAY
1 -	41.428	25.432	1:06.860	65.04	3.215	09:37:02.584
2 -	40.119	25.964	1:06.083 (3)	65.80	2.438	09:38:08.667
3 -	40.502	25.721	1:06.223	65.66	2.578	09:39:14.890
4 -	39.163	25.522	1:04.685 (2)	67.22	1.040	09:40:19.575
5 -	39.122	24.523	1:03.645 (1)	68.32		09:41:23.220

P17 101		Andrew DAVIES		Yamaha - GIBSON EXHAUSTS		
IDEAL LAP TIME : 1:04.724		BEST LAP TIME : 1:04.762		DIFFERENCE : 0.038		
LAP	SECTOR 1	SECTOR 2	LAP TIME	MPH	DIFF	TIME OF DAY
1 -	45.140	27.080	1:12.220	60.21	7.458	09:37:00.293
2 -	40.892	26.599	1:07.491	64.43	2.729	09:38:07.784
3 -	39.780	25.847	1:05.627 (2)	66.26	0.865	09:39:13.411
4 -	39.682	26.306	1:05.988 (3)	65.89	1.226	09:40:19.399
5 -	39.720	25.042	1:04.762 (1)	67.14		09:41:24.161

P18 71 S		Ben BURNAL		Honda - Violent running syndicate		
IDEAL LAP TIME : 1:05.945		BEST LAP TIME : 1:06.202		DIFFERENCE : 0.257		
LAP	SECTOR 1	SECTOR 2	LAP TIME	MPH	DIFF	TIME OF DAY
1 -	43.926	28.372	1:12.298	60.14	6.096	09:36:55.811
2 -	42.578	27.160	1:09.738	62.35	3.536	09:38:05.549
3 -	41.368	26.041	1:07.409	64.51	1.207	09:39:12.958
4 -	39.904	26.298	1:06.202 (1)	65.68		09:40:19.160
5 -	41.508	26.895	1:08.403	63.57	2.201	09:41:27.563
6 -	40.313	27.396	1:07.709	64.22	1.507	09:42:35.272
7 -	41.033	27.288	1:08.321	63.64	2.119	09:43:43.593
8 -	40.410	26.515	1:06.925 (3)	64.97	0.723	09:44:50.518
9 -	40.041	26.532	1:06.573 (2)	65.32	0.371	09:45:57.091

P19 47		Allan CLARK		Kawasaki - A Clark & Sons Builders		
IDEAL LAP TIME : 1:07.307		BEST LAP TIME : 1:07.593		DIFFERENCE : 0.286		
LAP	SECTOR 1	SECTOR 2	LAP TIME	MPH	DIFF	TIME OF DAY
1 -	44.372	28.748	1:13.120	59.47	5.527	09:37:13.008
2 -	43.009	28.333	1:11.342	60.95	3.749	09:38:24.350
3 -	43.133	28.166	1:11.299	60.99	3.706	09:39:35.649
4 -	41.119	26.746	1:07.865 (3)	64.07	0.272	09:40:43.514
5 -	40.644	27.156	1:07.800 (2)	64.13	0.207	09:41:51.314
6 -	40.571	27.022	1:07.593 (1)	64.33		09:42:58.907

P20 66 S/R		Damian COTTRELL		Kawasaki - J P METAL TREATMENTS		
IDEAL LAP TIME : 1:08.486		BEST LAP TIME : 1:08.720		DIFFERENCE : 0.234		
LAP	SECTOR 1	SECTOR 2	LAP TIME	MPH	DIFF	TIME OF DAY
1 -	53.154	34.149	1:27.303	49.81	18.583	09:37:29.276
2 -	50.424	30.425	1:20.849	53.78	12.129	09:38:50.125
3 -	44.477	29.711	1:14.188	58.61	5.468	09:40:04.313
4 -	43.883	28.944	1:12.827	59.71	4.107	09:41:17.140
5 -	43.412	30.016	1:13.428	59.22	4.708	09:42:30.568
6 -	42.860	29.891	1:12.751	59.77	4.031	09:43:43.319
7 -	41.424	27.602	1:09.026 (3)	62.99	0.306	09:44:52.345
8 -	41.559	27.959	1:09.518	62.55	0.798	09:46:01.863
9 -	40.884	27.836	1:08.720 (1)	63.28		09:47:10.583
10 -	41.141	27.830	1:08.971 (2)	63.04	0.251	09:48:19.554

P21 24		Harley GODZISZ		Honda - W.O.T Security		
IDEAL LAP TIME : 1:09.743		BEST LAP TIME : 1:09.743		DIFFERENCE : 0.000		
LAP	SECTOR 1	SECTOR 2	LAP TIME	MPH	DIFF	TIME OF DAY

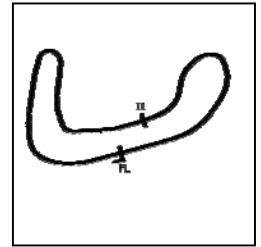
Weather / Track : Cloudy / Drying

Brands Hatch Indy
Circuit Length = 1.2079 miles
Start: 09:35 Flag 09:47 End: 09:48

BMCRC - MRO Championships 2019 - Rnd 1 @ Brands Hatch Indy

EDlasia Formula 400 & Rookie 400

QUALIFYING - SECTOR ANALYSIS



SECTOR 1 = FL to I1, SECTOR 2 = I1 to FL, DIFF = Difference To Personal Best Lap, P = Crossed Finish Line in Pit Lane, D = Time Disallowed

1 -	51.828	32.886	1:24.714	51.33	14.971	09:37:30.162
2 -	47.629	29.904	1:17.533	56.08	7.790	09:38:47.695
3 -	43.976	29.317	1:13.293	59.33	3.550	09:40:00.988
4 -	43.131	29.065	1:12.196	60.23	2.453	09:41:13.184
5 -	42.774	28.982	1:11.756	60.60	2.013	09:42:24.940
6 -	42.470	28.642	1:11.112	61.15	1.369	09:43:36.052
7 -	41.946	27.797	1:09.743 (1)	62.35		09:44:45.795
8 -	42.003	28.416	1:10.419 (2)	61.75	0.676	09:45:56.214
9 -	42.481	28.152	1:10.633 (3)	61.56	0.890	09:47:06.847

P22 63 Daniel HARDY		Kawasaki -				
IDEAL LAP TIME : 1:10.417		BEST LAP TIME : 1:10.417				
		DIFFERENCE : 0.000				
LAP	SECTOR 1	SECTOR 2	LAP TIME	MPH	DIFF	TIME OF DAY
1 -	46.868	29.909	1:16.777	56.63	6.360	09:37:11.526
2 -	43.704	28.634	1:12.338 (3)	60.11	1.921	09:38:23.864
3 -	42.893	28.646	1:11.539 (2)	60.78	1.122	09:39:35.403
4 -	42.786	27.631	1:10.417 (1)	61.75		09:40:45.820

P23 97 S/R Nicholas TAIG		Honda -				
IDEAL LAP TIME : 1:10.580		BEST LAP TIME : 1:10.580				
		DIFFERENCE : 0.000				
LAP	SECTOR 1	SECTOR 2	LAP TIME	MPH	DIFF	TIME OF DAY
1 -	56.860	33.764	1:30.624	47.98	20.044	09:37:36.563
2 -	48.116	31.664	1:19.780	54.50	9.200	09:38:56.343
3 -	46.773	30.883	1:17.656	55.99	7.076	09:40:13.999
4 -	45.276	29.943	1:15.219	57.81	4.639	09:41:29.218
5 -	44.857	30.117	1:14.974	58.00	4.394	09:42:44.192
6 -	44.994	29.076	1:14.070	58.70	3.490	09:43:58.262
7 -	43.818	28.533	1:12.351	60.10	1.771	09:45:10.613
8 -	42.738	27.842	1:10.580 (1)	61.61		09:46:21.193
9 -	43.195	28.207	1:11.402 (3)	60.90	0.822	09:47:32.595
10 -	42.794	27.975	1:10.769 (2)	61.44	0.189	09:48:43.364

P24 90 S Steve RAPA		Kawasaki - David Simon Tuning				
IDEAL LAP TIME :		BEST LAP TIME :				
		DIFFERENCE :				
LAP	SECTOR 1	SECTOR 2	LAP TIME	MPH	DIFF	TIME OF DAY
1 -		IN PIT	4:19.552 P	16.75		09:40:22.372

BMCRC - MRO Championships 2019 - Rnd 1 @ Brands Hatch Indy

EDlasia Formula 400 & Rookie 400

QUALIFYING - BEST SECTORS

SECTOR 1			SECTOR 2			IDEAL / BEST COMPARISON						
POS	NO	NAME	TIME	NO	NAME	TIME	POS	NO	NAME	IDEAL	BEST	DIFF
									PERFECT LAP	56.886		
1	126	DAVIES	34.169	14	BURRAGE	22.717	1	126	DAVIES	57.198	57.652	0.454
2	14	BURRAGE	34.799	126	DAVIES	23.029	2	14	BURRAGE	57.516	57.516	0.000
3	52	JARMAN	35.252	22	HARVIEK	23.268	3	52	JARMAN	59.087	59.087	0.000
4	86	SCOTT	35.633	86	SCOTT	23.470	4	86	SCOTT	59.103	59.260	0.157
5	85	ROBINSON	35.919	12	WALDER	23.556	5	22	HARVIEK	59.340	59.458	0.118
6	12	WALDER	35.953	85	ROBINSON	23.774	6	12	WALDER	59.509	59.766	0.257
7	22	HARVIEK	36.072	52	JARMAN	23.835	7	85	ROBINSON	59.693	59.923	0.230
8	125	MILES	36.741	48	WELSH	24.065	8	48	WELSH	1:00.813	1:00.813	0.000
9	127	GREEN	36.741	127	GREEN	24.487	9	127	GREEN	1:01.228	1:01.702	0.474
10	48	WELSH	36.748	125	MILES	24.508	10	125	MILES	1:01.249	1:01.290	0.041
11	13	EDMONDSON	37.424	56	SWYER	24.523	11	35	DIGBY-BAKER	1:02.215	1:02.730	0.515
12	35	DIGBY-BAKER	37.499	35	DIGBY-BAKER	24.716	12	13	EDMONDSON	1:02.341	1:02.341	0.000
13	999	DALTON	37.843	999	DALTON	24.822	13	999	DALTON	1:02.665	1:02.665	0.000
14	20	SWYER	37.974	13	EDMONDSON	24.917	14	55	COOPER	1:03.351	1:03.599	0.248
15	55	COOPER	38.082	101	DAVIES	25.042	15	20	SWYER	1:03.609	1:03.609	0.000
16	56	SWYER	39.122	55	COOPER	25.269	16	56	SWYER	1:03.645	1:03.645	0.000
17	101	DAVIES	39.682	20	SWYER	25.635	17	101	DAVIES	1:04.724	1:04.762	0.038
18	71	BURNAL	39.904	71	BURNAL	26.041	18	71	BURNAL	1:05.945	1:06.202	0.257
19	47	CLARK	40.561	47	CLARK	26.746	19	47	CLARK	1:07.307	1:07.593	0.286
20	66	COTTRELL	40.884	66	COTTRELL	27.602	20	66	COTTRELL	1:08.486	1:08.720	0.234
21	24	GODZISZ	41.946	63	HARDY	27.631	21	24	GODZISZ	1:09.743	1:09.743	0.000
22	97	TAIG	42.738	24	GODZISZ	27.797	22	63	HARDY	1:10.417	1:10.417	0.000
23	63	HARDY	42.786	97	TAIG	27.842	23	97	TAIG	1:10.580	1:10.580	0.000
24							24	90	RAPA			

Weather / Track : Cloudy / Drying

Results can be found at www.tsl-timing.com

Brands Hatch Indy
Circuit Length = 1.2079 miles
Start: 09:35 Flag 09:47 End: 09:48

Printed - 09:59 Saturday, 09 March 2019

BMCRC - MRO Championships 2019 - Rnd 1 @ Brands Hatch Indy



EDlasia Formula 400 & Rookie 400

RACE 3 - GRID (10 Laps)

ROW 10	28	117	Jordan HARRIS						
ROW 9	27	33	Carl JOHNSTONE	26	11	Dan RUTH	25	9	Karl COONEY
ROW 8	24	90	Steve RAPA	23	97	Nicholas TAIG	22	63	Daniel HARDY
ROW 7	21	24	Harley GODZISZ	20	66	Damian COTTRELL	19	47	Allan CLARK
ROW 6	18	71	Ben BURNAL	17	101	Andrew DAVIES	16	56	Kallam SWYER
ROW 5	15	20	Connor SWYER	14	55	Nick COOPER	13	35	Sam DIGBY-BAKER
ROW 4	12	999	Jim DALTON	11	13	Doug EDMONDSON	10	127	Adam GREEN
ROW 3	9	125	Ben MILES	8	48	Richie WELSH	7	85	James ROBINSON
ROW 2	6	12	Grant WALDER	5	22	Dave HARVIEK	4	86	Mathew SCOTT
ROW 1	3	52	Gary JARMAN	2	126	Glynn DAVIES	1	14	Chris BURRAGE
									Pole

Brands Hatch Indy
Circuit Length = 1.2079 miles

These results are provisional until the conclusion of any judicial and technical matters.

Clerk Of Course :		Timekeeper :
-------------------	--	--------------

Results can be found at www.tsl-timing.com

Printed - 10:00 Saturday, 09 March 2019



BMCRC - MRO Championships 2019 - Rnd 1 @ Brands Hatch Indy



EDlasia Formula 400 & Rookie 400

RACE 3 - CLASSIFICATION

POS	NO	CL	PIC NAME	ENTRY	LAPS	TIME	GAP	DIFF	MPH	BEST	ON
1	14		1 Chris BURRAGE	Kawasaki - Seton tuning	10	8:49.126			82.18	51.954	8
2	126		2 Glynn DAVIES	Kawasaki -	10	8:50.552	1.426	1.426	81.96	52.030	10
3	86		3 Mathew SCOTT	Kawasaki -	10	9:01.216	12.090	10.664	80.34	52.962	9
4	52		4 Gary JARMAN	Kawasaki - G & S Motorcycle tyres	10	9:12.693	23.567	11.477	78.68	54.211	5
5	13	S	1 Doug EDMONDSON	Yamaha -	10	9:25.899	36.773	13.206	76.84	55.394	10
6	22		5 Dave HARVIEK	Kawasaki - NW Roofing London Ltd	10	9:26.011	36.885	0.112	76.82	55.054	2
7	12		6 Grant WALDER	Kawasaki - Fins Motorcycles	10	9:38.644	49.518	12.633	75.15	57.054	3
8	20		7 Connor SWYER	Kawasaki - WSC Performance & Owkay clothing	10	9:41.676	52.550	3.032	74.75	56.223	10
9	35	S	2 Sam DIGBY-BAKER	Kawasaki -	10	9:45.027	55.901	3.351	74.33	57.012	7
10	101		8 Andrew DAVIES	Yamaha - GIBSON EXHAUSTS	9	8:54.175	1 Lap	1 Lap	73.26	58.186	9
11	9		9 Karl COONEY	Kawasaki - Me, Myself and I	9	8:59.838	1 Lap	5.663	72.49	57.995	8
12	47		10 Allan CLARK	Kawasaki - A Clark & Sons Builders	9	9:02.720	1 Lap	2.882	72.11	58.563	5
13	56		11 Kallam SWYER	Kawasaki - Swyer and sons racing	9	9:05.412	1 Lap	2.692	71.75	59.246	9
14	71	S	3 Ben BURNAL	Honda - Violent running syndicate	9	9:07.587	1 Lap	2.175	71.47	58.370	3
15	999*		12 Jim DALTON	Kawasaki -	9	9:08.160	1 Lap	0.573	71.39	59.061	8
16	24		13 Harley GODZISZ	Honda - W.O.T Security	9	9:32.145	1 Lap	23.985	68.40	1:01.018	9
17	66	S/R	1 Damian COTTRELL	Kawasaki - J P METAL TREATMENTS	9	9:32.219	1 Lap	0.074	68.39	1:01.149	9
18	63		14 Daniel HARDY	Kawasaki -	9	9:50.376	1 Lap	18.157	66.29	1:03.722	8
19	97	S/R	2 Nicholas TAIG	Honda -	8	9:03.582	2 Laps	1 Lap	63.99	1:06.200	8

NOT CLASSIFIED

DNF	48		Richie WELSH	Yamaha - EDEN'S EXPERIENCES/PETER FLEMING	3	2:48.002	7 Laps	5 Laps	77.65	53.670	3
DNF	125	S	Ben MILES	Yamaha - Allspeed	1	1:03.358	9 Laps	2 Laps	68.63		
DNF	85		James ROBINSON	Kawasaki - claire palastanga ceramics	0						
DNF	55	S	Nick COOPER	Honda - Skint Racing - Wemoto.com	0						

FASTEST LAP

	14		Chris BURRAGE	Kawasaki - Seton tuning	8	51.954			83.70 mph	134.70 kph	
	13	S	Doug EDMONDSON	Yamaha -	10	55.394			78.50 mph	126.33 kph	
	66	S/R	Damian COTTRELL	Kawasaki - J P METAL TREATMENTS	9	1:01.149			71.11 mph	114.44 kph	

No. 999 – Disqualified from Sub result, failing post-race technical

Class - 92.5% of Race Speed = 76.01 mph

Class S - 92.5% of Race Speed = 71.07 mph

Class S/R - 92.5% of Race Speed = 63.26 mph

Brands Hatch Indy

Circuit Length = 1.2079 miles

Start: 12:31 Flag 12:40 End: 12:41

Weather / Track : Cloudy / Dry

These results are provisional until the conclusion of any judicial and technical matters.

Clerk Of Course :	Timekeeper :
-------------------	--------------

Results can be found at www.tsl-timing.com

Printed - 14:57 Saturday, 09 March 2019



BMCRC - MRO Championships 2019 - Rnd 1 @ Brands Hatch Indy

EDlasia Formula 400 & Rookie 400

RACE 3 - LAP CHART

LAP 1 @ 12:32:11.767

NO	BEHIND	LAP TIME
14		57.716
126	0.669	58.385
86	1.648	59.364
52	2.386	1:00.102
48	2.729	1:00.445
22	3.518	1:01.234
13	4.295	1:02.011
12	4.748	1:02.464
125	5.642	1:03.358
35	6.844	1:04.560
20	7.174	1:04.890
71	8.287	1:06.003
101	8.600	1:06.316
999	9.381	1:07.097
56	9.443	1:07.159
9	10.552	1:08.268
47	11.694	1:09.410
24	13.900	1:11.616
63	16.114	1:13.830
66	16.526	1:14.242
97	18.423	1:16.139

LAP 2 @ 12:33:04.690

NO	BEHIND	LAP TIME
14		52.923
126	0.459	52.713
86	2.301	53.576
48	3.693	53.887
52	4.710	55.247
22	5.649	55.054
13	7.173	55.801
12	8.940	57.115
35	12.737	58.816
20	12.995	58.744
71	14.258	58.894
101	14.716	59.039
999	16.639	1:00.181
56	16.720	1:00.200
9	16.864	59.235
47	17.670	58.899
24	23.858	1:02.881
66	28.598	1:04.995
63	28.732	1:05.541
97	32.452	1:06.952

LAP 3 @ 12:33:56.748

NO	BEHIND	LAP TIME
14		52.058
126	1.072	52.671
86	3.448	53.205
48	5.305	53.670
52	7.161	54.509
22	8.733	55.142
13	10.926	55.811
12	13.936	57.054
20	18.875	57.938
35	19.614	58.935
71	20.570	58.370
101	20.945	58.287
56	24.045	59.383
999	24.261	59.680

9	24.577	59.771
47	24.783	59.171
24	35.356	1:03.556
66	38.563	1:02.023
63	41.808	1:05.134
97	47.091	1:06.697

LAP 4 @ 12:34:48.747

NO	BEHIND	LAP TIME
14		51.999
126	1.504	52.431
86	4.671	53.222
52	9.771	54.609
22	12.815	56.081
13	14.999	56.072
12	19.647	57.710
20	25.262	58.386
35	26.003	58.388
71	27.309	58.738
101	27.986	59.040
56	32.102	1:00.056
47	32.399	59.615
999	32.480	1:00.218
9	32.729	1:00.151
24	47.485	1:04.128
66	48.512	1:01.948

LAP 5 @ 12:35:41.921

NO	BEHIND	LAP TIME
14		53.174
126	0.788	52.458
63	1 Lap	1:05.239
86	5.946	54.449
97	1 Lap	1:07.348
52	10.808	54.211
22	16.028	56.387
13	17.448	55.623
12	23.667	57.194
20	30.069	57.981
35	30.845	58.016
71	33.027	58.892
101	33.057	58.245
47	37.788	58.563
56	38.896	59.968
9	39.048	59.493
999	39.753	1:00.447

LAP 6 @ 12:36:34.571

NO	BEHIND	LAP TIME
14		52.650
126	0.490	52.352
24	1 Lap	1:02.451
66	1 Lap	1:01.841
86	6.990	53.694
52	13.470	55.312
63	1 Lap	1:05.131
13	21.385	56.587
22	21.573	58.195
97	1 Lap	1:06.895
12	28.289	57.272
20	34.594	57.175
35	35.667	57.472
101	38.793	58.386

71	39.710	59.333
47	44.130	58.992
9	44.722	58.324
56	46.149	59.903
999	47.683	1:00.580

LAP 7 @ 12:37:26.811

NO	BEHIND	LAP TIME
14		52.240
126	0.536	52.286
86	8.659	53.909
24	1 Lap	1:01.883
66	1 Lap	1:01.947
52	16.239	55.009
13	25.353	56.208
22	25.674	56.341
63	1 Lap	1:03.916
12	33.561	57.512
97	1 Lap	1:06.629
20	38.852	56.498
35	40.439	57.012
101	44.745	58.192
71	47.871	1:00.401
47	50.689	58.799
9	50.875	58.393

LAP 8 @ 12:38:18.765

NO	BEHIND	LAP TIME
14		51.954
126	0.887	52.305
56	1 Lap	59.600
999	1 Lap	1:00.620
86	9.959	53.254
52	18.831	54.546
24	1 Lap	1:02.282
66	1 Lap	1:02.154
13	29.405	56.006
22	29.968	56.248
63	1 Lap	1:03.794
12	38.852	57.245
20	44.078	57.180
35	45.878	57.393
101	51.275	58.484

LAP 9 @ 12:39:11.095

NO	BEHIND	LAP TIME
14		52.330
97	2 Laps	1:06.722
126	1.478	52.921
9	1 Lap	57.995
71	1 Lap	1:01.749
47	1 Lap	59.139
56	1 Lap	59.897
86	10.591	52.962
999	1 Lap	59.061
52	20.923	54.422
13	33.461	56.386
22	33.635	55.997
66	1 Lap	1:01.920
24	1 Lap	1:02.330
12	44.147	57.625
20	48.409	56.661
63	1 Lap	1:03.722

35	50.683	57.135
----	--------	--------

LAP 10 @ 12:40:03.177

NO	BEHIND	LAP TIME
14		52.082
126	1.426	52.030
101	1 Lap	58.186
9	1 Lap	58.208
86	12.090	53.581
47	1 Lap	1:00.132
97	2 Laps	1:06.200
56	1 Lap	59.246
71	1 Lap	1:05.207
999	1 Lap	1:00.276
52	23.567	54.726
13	36.773	55.394
22	36.885	55.332
24	1 Lap	1:01.018
66	1 Lap	1:01.149
12	49.518	57.453
20	52.550	56.223
35	55.901	57.300
63	1 Lap	1:04.069

Weather / Track : Cloudy / Dry

Results can be found at www.tsl-timing.com

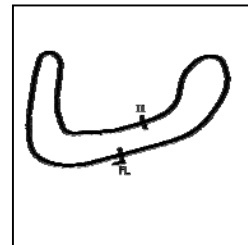
Brands Hatch Indy
Circuit Length = 1.2079 miles
Start: 12:31 Flag 12:40 End: 12:41

Printed - 12:44 Saturday, 09 March 2019

BMCRC - MRO Championships 2019 - Rnd 1 @ Brands Hatch Indy

EDlasia Formula 400 & Rookie 400

RACE 3 - SECTOR ANALYSIS



SECTOR 1 = FL to I1, SECTOR 2 = I1 to FL, DIFF = Difference To Personal Best Lap, P = Crossed Finish Line in Pit Lane, D = Time Disallowed

P1 14		Chris BURRAGE		Kawasaki - Seton tuning		
IDEAL LAP TIME : 51.848		BEST LAP TIME : 51.954		DIFFERENCE : 0.106		
LAP	SECTOR 1	SECTOR 2	LAP TIME	MPH	DIFF	TIME OF DAY
1 -		21.153	57.716	75.34	5.762	12:32:11.767
2 -	31.894	21.029	52.923	82.16	0.969	12:33:04.690
3 -	31.455	20.603	52.058 (3)	83.53	0.104	12:33:56.748
4 -	31.362	20.637	51.999 (2)	83.62	0.045	12:34:48.747
5 -	31.952	21.222	53.174	81.78	1.220	12:35:41.921
6 -	31.734	20.916	52.650	82.59	0.696	12:36:34.571
7 -	31.619	20.621	52.240	83.24	0.286	12:37:26.811
8 -	31.245	20.709	51.954 (1)	83.70		12:38:18.765
9 -	31.625	20.705	52.330	83.09	0.376	12:39:11.095
10 -	31.392	20.690	52.082	83.49	0.128	12:40:03.177

P2 126		Glynn DAVIES		Kawasaki -		
IDEAL LAP TIME : 51.855		BEST LAP TIME : 52.030		DIFFERENCE : 0.175		
LAP	SECTOR 1	SECTOR 2	LAP TIME	MPH	DIFF	TIME OF DAY
1 -		21.683	58.385	74.48	6.355	12:32:12.436
2 -	31.449	21.264	52.713	82.49	0.683	12:33:05.149
3 -	31.545	21.126	52.671	82.56	0.641	12:33:57.820
4 -	31.326	21.105	52.431	82.93	0.401	12:34:50.251
5 -	31.305	21.153	52.458	82.89	0.428	12:35:42.709
6 -	31.371	20.981	52.352	83.06	0.322	12:36:35.061
7 -	31.300	20.986	52.286 (2)	83.16	0.256	12:37:27.347
8 -	31.177	21.128	52.305 (3)	83.13	0.275	12:38:19.652
9 -	31.762	21.159	52.921	82.17	0.891	12:39:12.573
10 -	31.352	20.678	52.030 (1)	83.57		12:40:04.603

P3 86		Mathew SCOTT		Kawasaki -		
IDEAL LAP TIME : 52.962		BEST LAP TIME : 52.962		DIFFERENCE : 0.000		
LAP	SECTOR 1	SECTOR 2	LAP TIME	MPH	DIFF	TIME OF DAY
1 -		21.702	59.364	73.25	6.402	12:32:13.415
2 -	32.230	21.346	53.576	81.16	0.614	12:33:06.991
3 -	32.000	21.205	53.205 (2)	81.73	0.243	12:34:00.196
4 -	32.079	21.143	53.222 (3)	81.70	0.260	12:34:53.418
5 -	32.334	22.115	54.449	79.86	1.487	12:35:47.867
6 -	32.427	21.267	53.694	80.98	0.732	12:36:41.561
7 -	32.828	21.081	53.909	80.66	0.947	12:37:35.470
8 -	32.079	21.175	53.254	81.65	0.292	12:38:28.724
9 -	31.949	21.013	52.962 (1)	82.10		12:39:21.686
10 -	32.214	21.367	53.581	81.15	0.619	12:40:15.267

P4 52		Gary JARMAN		Kawasaki - G & S Motorcycle tyres		
IDEAL LAP TIME : 54.180		BEST LAP TIME : 54.211		DIFFERENCE : 0.031		
LAP	SECTOR 1	SECTOR 2	LAP TIME	MPH	DIFF	TIME OF DAY
1 -		21.908	1:00.102	72.35	5.891	12:32:14.153
2 -	33.539	21.708	55.247	78.71	1.036	12:33:09.400
3 -	32.528	21.981	54.509 (3)	79.77	0.298	12:34:03.909
4 -	32.724	21.885	54.609	79.63	0.398	12:34:58.518
5 -	32.549	21.662	54.211 (1)	80.21		12:35:52.729
6 -	33.339	21.973	55.312	78.61	1.101	12:36:48.041
7 -	33.110	21.899	55.009	79.05	0.798	12:37:43.050
8 -	32.722	21.824	54.546	79.72	0.335	12:38:37.596
9 -	32.685	21.737	54.422 (2)	79.90	0.211	12:39:32.018
10 -	33.074	21.652	54.726	79.46	0.515	12:40:26.744

P5 13 S		Doug EDMONDSON		Yamaha -		
IDEAL LAP TIME : 55.233		BEST LAP TIME : 55.394		DIFFERENCE : 0.161		
LAP	SECTOR 1	SECTOR 2	LAP TIME	MPH	DIFF	TIME OF DAY

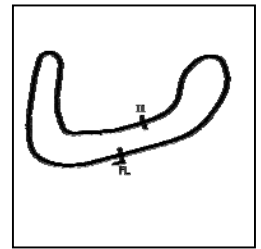
Weather / Track : Cloudy / Dry

Brands Hatch Indy
Circuit Length = 1.2079 miles
Start: 12:31 Flag 12:40 End: 12:41

BMCRC - MRO Championships 2019 - Rnd 1 @ Brands Hatch Indy

EDlasia Formula 400 & Rookie 400

RACE 3 - SECTOR ANALYSIS



SECTOR 1 = FL to I1, SECTOR 2 = I1 to FL, DIFF = Difference To Personal Best Lap, P = Crossed Finish Line in Pit Lane, D = Time Disallowed

1 -		22.269	1:02.011	70.12	6.617	12:32:16.062
2 -	33.665	22.136	55.801 (3)	77.93	0.407	12:33:11.863
3 -	33.799	22.012	55.811	77.91	0.417	12:34:07.674
4 -	33.917	22.155	56.072	77.55	0.678	12:35:03.746
5 -	33.378	22.245	55.623 (2)	78.17	0.229	12:35:59.369
6 -	33.546	23.041	56.587	76.84	1.193	12:36:55.956
7 -	33.744	22.464	56.208	77.36	0.814	12:37:52.164
8 -	33.733	22.273	56.006	77.64	0.612	12:38:48.170
9 -	33.600	22.786	56.386	77.12	0.992	12:39:44.556
10 -	33.221	22.173	55.394 (1)	78.50		12:40:39.950

LAP	SECTOR 1	SECTOR 2	LAP TIME	MPH	DIFF	TIME OF DAY
-----	----------	----------	----------	-----	------	-------------

P6 22 Dave HARVIEK Kawasaki - NW Roofing London Ltd
 IDEAL LAP TIME : 54.930 BEST LAP TIME : 55.054 DIFFERENCE : 0.124

1 -		21.974	1:01.234	71.01	6.180	12:32:15.285
2 -	33.140	21.914	55.054 (1)	78.98		12:33:10.339
3 -	33.016	22.126	55.142 (2)	78.86	0.088	12:34:05.481
4 -	33.742	22.339	56.081	77.54	1.027	12:35:01.562
5 -	34.085	22.302	56.387	77.12	1.333	12:35:57.949
6 -	34.921	23.274	58.195	74.72	3.141	12:36:56.144
7 -	34.194	22.147	56.341	77.18	1.287	12:37:52.485
8 -	34.164	22.084	56.248	77.31	1.194	12:38:48.733
9 -	33.466	22.531	55.997	77.65	0.943	12:39:44.730
10 -	33.322	22.010	55.332 (3)	78.59	0.278	12:40:40.062

LAP	SECTOR 1	SECTOR 2	LAP TIME	MPH	DIFF	TIME OF DAY
-----	----------	----------	----------	-----	------	-------------

P7 12 Grant WALDER Kawasaki - Fins Motorcycles
 IDEAL LAP TIME : 56.957 BEST LAP TIME : 57.054 DIFFERENCE : 0.097

1 -		22.450	1:02.464	69.61	5.410	12:32:16.515
2 -	34.801	22.314	57.115 (2)	76.13	0.061	12:33:13.630
3 -	34.643	22.411	57.054 (1)	76.21		12:34:10.684
4 -	35.187	22.523	57.710	75.35	0.656	12:35:08.394
5 -	34.715	22.479	57.194 (3)	76.03	0.140	12:36:05.588
6 -	34.752	22.520	57.272	75.92	0.218	12:37:02.860
7 -	35.019	22.493	57.512	75.61	0.458	12:38:00.372
8 -	34.779	22.466	57.245	75.96	0.191	12:38:57.617
9 -	35.263	22.362	57.625	75.46	0.571	12:39:55.242
10 -	34.888	22.565	57.453	75.68	0.399	12:40:52.695

LAP	SECTOR 1	SECTOR 2	LAP TIME	MPH	DIFF	TIME OF DAY
-----	----------	----------	----------	-----	------	-------------

P8 20 Connor SWYER Kawasaki - WSC Performace & Owkay clothing
 IDEAL LAP TIME : 56.223 BEST LAP TIME : 56.223 DIFFERENCE : 0.000

1 -		23.119	1:04.890	67.01	8.667	12:32:18.941
2 -	35.580	23.164	58.744	74.02	2.521	12:33:17.685
3 -	35.136	22.802	57.938	75.05	1.715	12:34:15.623
4 -	34.981	23.405	58.386	74.48	2.163	12:35:14.009
5 -	35.061	22.920	57.981	75.00	1.758	12:36:11.990
6 -	34.671	22.504	57.175	76.05	0.952	12:37:09.165
7 -	34.098	22.400	56.498 (2)	76.96	0.275	12:38:05.663
8 -	34.634	22.546	57.180	76.05	0.957	12:39:02.843
9 -	34.053	22.608	56.661 (3)	76.74	0.438	12:39:59.504
10 -	33.961	22.262	56.223 (1)	77.34		12:40:55.727

LAP	SECTOR 1	SECTOR 2	LAP TIME	MPH	DIFF	TIME OF DAY
-----	----------	----------	----------	-----	------	-------------

P9 35 S Sam DIGBY-BAKER Kawasaki -
 IDEAL LAP TIME : 56.899 BEST LAP TIME : 57.012 DIFFERENCE : 0.113

1 -		23.307	1:04.560	67.35	7.548	12:32:18.611
2 -	35.558	23.258	58.816	73.93	1.804	12:33:17.427
3 -	35.915	23.020	58.935	73.78	1.923	12:34:16.362
4 -	34.828	23.560	58.388	74.47	1.376	12:35:14.750

Weather / Track : Cloudy / Dry

Brands Hatch Indy
 Circuit Length = 1.2079 miles
 Start: 12:31 Flag 12:40 End: 12:41

BMCRC - MRO Championships 2019 - Rnd 1 @ Brands Hatch Indy

EDlasia Formula 400 & Rookie 400

RACE 3 - SECTOR ANALYSIS



SECTOR 1 = FL to I1, SECTOR 2 = I1 to FL, DIFF = Difference To Personal Best Lap, P = Crossed Finish Line in Pit Lane, D = Time Disallowed

5 -	34.909	23.107	58.016	74.95	1.004	12:36:12.766
6 -	34.524	22.948	57.472	75.66	0.460	12:37:10.238
7 -	34.168	22.844	57.012 (1)	76.27		12:38:07.250
8 -	34.586	22.807	57.393	75.76	0.381	12:39:04.643
9 -	34.404	22.731	57.135 (2)	76.11	0.123	12:40:01.778
10 -	34.419	22.881	57.300 (3)	75.89	0.288	12:40:59.078

P10 101		Andrew DAVIES		Yamaha - GIBSON EXHAUSTS		
IDEAL LAP TIME : 57.790		BEST LAP TIME : 58.186		DIFFERENCE : 0.396		
LAP	SECTOR 1	SECTOR 2	LAP TIME	MPH	DIFF	TIME OF DAY

1 -		23.687	1:06.316	65.57	8.130	12:32:20.367
2 -	35.876	23.163	59.039	73.65	0.853	12:33:19.406
3 -	35.358	22.929	58.287	74.60	0.101	12:34:17.693
4 -	35.217	23.823	59.040	73.65	0.854	12:35:16.733
5 -	35.173	23.072	58.245 (3)	74.66	0.059	12:36:14.978
6 -	35.204	23.182	58.386	74.48	0.200	12:37:13.364
7 -	34.977	23.215	58.192 (2)	74.72	0.006	12:38:11.556
8 -	35.019	23.465	58.484	74.35	0.298	12:39:10.040
9 -	34.861	23.325	58.186 (1)	74.73		12:40:08.226

P11 9		Karl COONEY		Kawasaki - Me, Myself and I		
IDEAL LAP TIME : 57.797		BEST LAP TIME : 57.995		DIFFERENCE : 0.198		
LAP	SECTOR 1	SECTOR 2	LAP TIME	MPH	DIFF	TIME OF DAY

1 -		23.309	1:08.268	63.69	10.273	12:32:22.319
2 -	36.216	23.019	59.235	73.41	1.240	12:33:21.554
3 -	36.736	23.035	59.771	72.75	1.776	12:34:21.325
4 -	36.570	23.581	1:00.151	72.29	2.156	12:35:21.476
5 -	36.105	23.388	59.493	73.09	1.498	12:36:20.969
6 -	35.347	22.977	58.324 (3)	74.55	0.329	12:37:19.293
7 -	35.415	22.978	58.393	74.47	0.398	12:38:17.686
8 -	34.973	23.022	57.995 (1)	74.98		12:39:15.681
9 -	35.384	22.824	58.208 (2)	74.70	0.213	12:40:13.889

P12 47		Allan CLARK		Kawasaki - A Clark & Sons Builders		
IDEAL LAP TIME : 58.320		BEST LAP TIME : 58.563		DIFFERENCE : 0.243		
LAP	SECTOR 1	SECTOR 2	LAP TIME	MPH	DIFF	TIME OF DAY

1 -		24.264	1:09.410	62.65	10.847	12:32:23.461
2 -	35.569	23.330	58.899 (3)	73.83	0.336	12:33:22.360
3 -	35.951	23.220	59.171	73.49	0.608	12:34:21.531
4 -	36.004	23.611	59.615	72.94	1.052	12:35:21.146
5 -	35.138	23.425	58.563 (1)	74.25		12:36:19.709
6 -	35.762	23.230	58.992	73.71	0.429	12:37:18.701
7 -	35.617	23.182	58.799 (2)	73.95	0.236	12:38:17.500
8 -	35.730	23.409	59.139	73.53	0.576	12:39:16.639
9 -	35.815	24.317	1:00.132	72.31	1.569	12:40:16.771

P13 56		Kallam SWYER		Kawasaki - Swyer and sons racing		
IDEAL LAP TIME : 58.929		BEST LAP TIME : 59.246		DIFFERENCE : 0.317		
LAP	SECTOR 1	SECTOR 2	LAP TIME	MPH	DIFF	TIME OF DAY

1 -		23.329	1:07.159	64.75	7.913	12:32:21.210
2 -	36.869	23.331	1:00.200	72.23	0.954	12:33:21.410
3 -	36.322	23.061	59.383 (2)	73.22	0.137	12:34:20.793
4 -	36.150	23.906	1:00.056	72.40	0.810	12:35:20.849
5 -	36.472	23.496	59.968	72.51	0.722	12:36:20.817
6 -	36.702	23.201	59.903	72.59	0.657	12:37:20.720
7 -	36.469	23.131	59.600 (3)	72.96	0.354	12:38:20.320
8 -	36.561	23.336	59.897	72.60	0.651	12:39:20.217
9 -	35.868	23.378	59.246 (1)	73.39		12:40:19.463

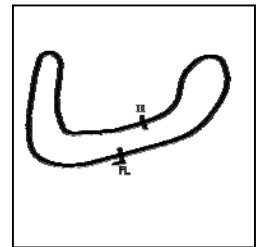
Weather / Track : Cloudy / Dry

Brands Hatch Indy
Circuit Length = 1.2079 miles
Start: 12:31 Flag 12:40 End: 12:41

BMCRC - MRO Championships 2019 - Rnd 1 @ Brands Hatch Indy

EDlasia Formula 400 & Rookie 400

RACE 3 - SECTOR ANALYSIS



SECTOR 1 = FL to I1, SECTOR 2 = I1 to FL, DIFF = Difference To Personal Best Lap, P = Crossed Finish Line in Pit Lane, D = Time Disallowed

P14 71 S		Ben BURNAL		Honda - Violent running syndicate		
IDEAL LAP TIME : 58.206		BEST LAP TIME : 58.370		DIFFERENCE : 0.164		
LAP	SECTOR 1	SECTOR 2	LAP TIME	MPH	DIFF	TIME OF DAY
1 -		23.400	1:06.003	65.88	7.633	12:32:20.054
2 -	35.748	23.146	58.894	73.83	0.524	12:33:18.948
3 -	35.060	23.310	58.370 (1)	74.50		12:34:17.318
4 -	35.393	23.345	58.738 (2)	74.03	0.368	12:35:16.056
5 -	35.346	23.546	58.892 (3)	73.84	0.522	12:36:14.948
6 -	35.809	23.524	59.333	73.29	0.963	12:37:14.281
7 -	36.346	24.055	1:00.401	71.99	2.031	12:38:14.682
8 -	37.280	24.469	1:01.749	70.42	3.379	12:39:16.431
9 -	39.395	25.812	1:05.207	66.68	6.837	12:40:21.638

P15 999 S		Jim DALTON		Kawasaki -		
IDEAL LAP TIME : 59.061		BEST LAP TIME : 59.061		DIFFERENCE : 0.000		
LAP	SECTOR 1	SECTOR 2	LAP TIME	MPH	DIFF	TIME OF DAY
1 -		23.589	1:07.097	64.81	8.036	12:32:21.148
2 -	36.764	23.417	1:00.181 (3)	72.25	1.120	12:33:21.329
3 -	36.045	23.635	59.680 (2)	72.86	0.619	12:34:21.009
4 -	36.142	24.076	1:00.218	72.21	1.157	12:35:21.227
5 -	36.805	23.642	1:00.447	71.94	1.386	12:36:21.674
6 -	36.531	24.049	1:00.580	71.78	1.519	12:37:22.254
7 -	36.831	23.789	1:00.620	71.73	1.559	12:38:22.874
8 -	35.684	23.377	59.061 (1)	73.62		12:39:21.935
9 -	36.141	24.135	1:00.276	72.14	1.215	12:40:22.211

P16 24		Harley GODZISZ		Honda - W.O.T Security		
IDEAL LAP TIME : 1:01.018		BEST LAP TIME : 1:01.018		DIFFERENCE : 0.000		
LAP	SECTOR 1	SECTOR 2	LAP TIME	MPH	DIFF	TIME OF DAY
1 -		25.676	1:11.616	60.72	10.598	12:32:25.667
2 -	37.988	24.893	1:02.881	69.15	1.863	12:33:28.548
3 -	38.195	25.361	1:03.556	68.42	2.538	12:34:32.104
4 -	38.333	25.795	1:04.128	67.81	3.110	12:35:36.232
5 -	37.839	24.612	1:02.451	69.63	1.433	12:36:38.683
6 -	37.321	24.562	1:01.883 (2)	70.27	0.865	12:37:40.566
7 -	37.649	24.633	1:02.282 (3)	69.82	1.264	12:38:42.848
8 -	37.520	24.810	1:02.330	69.76	1.312	12:39:45.178
9 -	37.095	23.923	1:01.018 (1)	71.26		12:40:46.196

P17 66 S/R		Damian COTTRELL		Kawasaki - J P METAL TREATMENTS		
IDEAL LAP TIME : 1:01.038		BEST LAP TIME : 1:01.149		DIFFERENCE : 0.111		
LAP	SECTOR 1	SECTOR 2	LAP TIME	MPH	DIFF	TIME OF DAY
1 -		26.312	1:14.242	58.57	13.093	12:32:28.293
2 -	39.364	25.631	1:04.995	66.90	3.846	12:33:33.288
3 -	37.728	24.295	1:02.023	70.11	0.874	12:34:35.311
4 -	37.371	24.577	1:01.948	70.19	0.799	12:35:37.259
5 -	37.475	24.366	1:01.841 (2)	70.31	0.692	12:36:39.100
6 -	37.613	24.334	1:01.947	70.19	0.798	12:37:41.047
7 -	37.664	24.490	1:02.154	69.96	1.005	12:38:43.201
8 -	37.378	24.542	1:01.920 (3)	70.22	0.771	12:39:45.121
9 -	36.743	24.406	1:01.149 (1)	71.11		12:40:46.270

P18 63		Daniel HARDY		Kawasaki -		
IDEAL LAP TIME : 1:03.257		BEST LAP TIME : 1:03.722		DIFFERENCE : 0.465		
LAP	SECTOR 1	SECTOR 2	LAP TIME	MPH	DIFF	TIME OF DAY
1 -		26.481	1:13.830	58.89	10.108	12:32:27.881
2 -	39.373	26.168	1:05.541	66.34	1.819	12:33:33.422
3 -	39.181	25.953	1:05.134	66.76	1.412	12:34:38.556
4 -	39.288	25.951	1:05.239	66.65	1.517	12:35:43.795

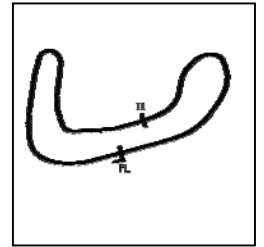
Weather / Track : Cloudy / Dry

Brands Hatch Indy
Circuit Length = 1.2079 miles
Start: 12:31 Flag 12:40 End: 12:41

BMCRC - MRO Championships 2019 - Rnd 1 @ Brands Hatch Indy

EDlasia Formula 400 & Rookie 400

RACE 3 - SECTOR ANALYSIS



SECTOR 1 = FL to I1, SECTOR 2 = I1 to FL, DIFF = Difference To Personal Best Lap, P = Crossed Finish Line in Pit Lane, D = Time Disallowed

5 -	38.921	26.210	1:05.131	66.76	1.409	12:36:48.926
6 -	38.633	25.283	1:03.916 (3)	68.03	0.194	12:37:52.842
7 -	38.479	25.315	1:03.794 (2)	68.16	0.072	12:38:56.636
8 -	38.853	24.869	1:03.722 (1)	68.24		12:40:00.358
9 -	38.388	25.681	1:04.069	67.87	0.347	12:41:04.427

P19	97 S/R	Nicholas TAIG	Honda -			
IDEAL LAP TIME : 1:05.722		BEST LAP TIME : 1:06.200		DIFFERENCE : 0.478		
LAP	SECTOR 1	SECTOR 2	LAP TIME	MPH	DIFF	TIME OF DAY

1 -		26.577	1:16.139	57.11	9.939	12:32:30.190
2 -	41.131	25.821	1:06.952	64.95	0.752	12:33:37.142
3 -	40.277	26.420	1:06.697 (3)	65.19	0.497	12:34:43.839
4 -	40.746	26.602	1:07.348	64.56	1.148	12:35:51.187
5 -	40.192	26.703	1:06.895	65.00	0.695	12:36:58.082
6 -	40.381	26.248	1:06.629 (2)	65.26	0.429	12:38:04.711
7 -	40.319	26.403	1:06.722	65.17	0.522	12:39:11.433
8 -	39.901	26.299	1:06.200 (1)	65.68		12:40:17.633

P20	48	Richie WELSH	Yamaha - EDEN'S EXPERIENCES/PETER FLEMING			
IDEAL LAP TIME : 53.551		BEST LAP TIME : 53.670		DIFFERENCE : 0.119		
LAP	SECTOR 1	SECTOR 2	LAP TIME	MPH	DIFF	TIME OF DAY

1 -		21.611	1:00.445	71.94	6.775	12:32:14.496
2 -	32.552	21.335	53.887 (2)	80.69	0.217	12:33:08.383
3 -	32.287	21.383	53.670 (1)	81.02		12:34:02.053

P21	125 S	Ben MILES	Yamaha - Allspeed			
IDEAL LAP TIME :		BEST LAP TIME :		DIFFERENCE :		
LAP	SECTOR 1	SECTOR 2	LAP TIME	MPH	DIFF	TIME OF DAY

1 -		22.713	1:03.358	68.63		12:32:17.409
-----	--	---------------	----------	-------	--	--------------

BMCRC - MRO Championships 2019 - Rnd 1 @ Brands Hatch Indy

EDlasia Formula 400 & Rookie 400

RACE 3 - BEST SECTORS

SECTOR 1			SECTOR 2			IDEAL / BEST COMPARISON						
POS	NO	NAME	TIME	NO	NAME	TIME	POS	NO	NAME	IDEAL	BEST	DIFF
									PERFECT LAP	51.780		
1	126	DAVIES	31.177	14	BURRAGE	20.603	1	14	BURRAGE	51.848	51.954	0.106
2	14	BURRAGE	31.245	126	DAVIES	20.678	2	126	DAVIES	51.855	52.030	0.175
3	86	SCOTT	31.949	86	SCOTT	21.013	3	86	SCOTT	52.962	52.962	0.000
4	48	WELSH	32.216	48	WELSH	21.335	4	48	WELSH	53.551	53.670	0.119
5	52	JARMAN	32.528	52	JARMAN	21.652	5	52	JARMAN	54.180	54.211	0.031
6	22	HARVIEK	33.016	22	HARVIEK	21.914	6	22	HARVIEK	54.930	55.054	0.124
7	13	EDMONDSON	33.221	13	EDMONDSON	22.012	7	13	EDMONDSON	55.233	55.394	0.161
8	20	SWYER	33.961	20	SWYER	22.262	8	20	SWYER	56.223	56.223	0.000
9	35	DIGBY-BAKER	34.168	12	WALDER	22.314	9	35	DIGBY-BAKER	56.899	57.012	0.113
10	12	WALDER	34.643	125	MILES	22.713	10	12	WALDER	56.957	57.054	0.097
11	101	DAVIES	34.861	35	DIGBY-BAKER	22.731	11	101	DAVIES	57.790	58.186	0.396
12	9	COONEY	34.973	9	COONEY	22.824	12	9	COONEY	57.797	57.995	0.198
13	71	BURNAL	35.060	101	DAVIES	22.929	13	71	BURNAL	58.206	58.370	0.164
14	47	CLARK	35.138	56	SWYER	23.061	14	47	CLARK	58.320	58.563	0.243
15	999	DALTON	35.684	71	BURNAL	23.146	15	56	SWYER	58.929	59.246	0.317
16	56	SWYER	35.868	47	CLARK	23.182	16	999	DALTON	59.061	59.061	0.000
17	66	COTTRELL	36.743	999	DALTON	23.377	17	24	GODZISZ	1:01.018	1:01.018	0.000
18	24	GODZISZ	37.095	24	GODZISZ	23.923	18	66	COTTRELL	1:01.038	1:01.149	0.111
19	63	HARDY	38.388	66	COTTRELL	24.295	19	63	HARDY	1:03.257	1:03.722	0.465
20	97	TAIG	39.901	63	HARDY	24.869	20	97	TAIG	1:05.722	1:06.200	0.478
21				97	TAIG	25.821	21	125	MILES			
22												
23												

Weather / Track : Cloudy / Dry

Results can be found at www.tsl-timing.com

Brands Hatch Indy
 Circuit Length = 1.2079 miles
 Start: 12:31 Flag 12:40 End: 12:41

Printed - 12:43 Saturday, 09 March 2019

BMCRC - MRO Championships 2019 - Rnd 1 @ Brands Hatch Indy



EDlasia Formula 400 & Rookie 400

RACE 14 - GRID (10 Laps)

ROW 10	28	117	Jordan HARRIS						
ROW 9	27	33	Carl JOHNSTONE	26	11	Dan RUTH	25	90	Steve RAPA
ROW 8	24	127	Adam GREEN	23	85	James ROBINSON	22	55	Nick COOPER
ROW 7	21	125	Ben MILES	20	97	Nicholas TAIG	19	63	Daniel HARDY
ROW 6	18	66	Damian COTTRELL	17	24	Harley GODZISZ	16	56	Kallam SWYER
ROW 5	15	999	Jim DALTON	14	47	Allan CLARK	13	71	Ben BURNAL
ROW 4	12	101	Andrew DAVIES	11	9	Karl COONEY	10	12	Grant WALDER
ROW 3	9	35	Sam DIGBY-BAKER	8	20	Connor SWYER	7	13	Doug EDMONDSON
ROW 2	6	22	Dave HARVIEK	5	52	Gary JARMAN	4	48	Richie WELSH
ROW 1	3	86	Mathew SCOTT	2	126	Glynn DAVIES	1	14	Chris BURRAGE
Pole									

Brands Hatch Indy
Circuit Length = 1.2079 miles

These results are provisional until the conclusion of any judicial and technical matters.

Clerk Of Course :		Timekeeper :
-------------------	--	--------------

Results can be found at www.tsl-timing.com

Printed - 15:00 Saturday, 09 March 2019



BMCRC - MRO Championships 2019 - Rnd 1 @ Brands Hatch Indy



EDlasia Formula 400 & Rookie 400

RACE 14 - CLASSIFICATION

POS	NO	CL	PIC NAME	ENTRY	LAPS	TIME	GAP	DIFF	MPH	BEST	ON
1	126		1 Glynn DAVIES	Kawasaki -	10	8:48.778			82.23	51.456	9
2	86		2 Mathew SCOTT	Kawasaki -	10	8:49.047	0.269	0.269	82.19	51.610	9
3	48		3 Richie WELSH	Yamaha - EDEN'S EXPERIENCES/PETER FLEMIN	10	9:09.527	20.749	20.480	79.13	53.566	6
4	13	S	1 Doug EDMONDSON	Yamaha -	10	9:18.629	29.851	9.102	77.84	54.704	8
5	85		4 James ROBINSON	Kawasaki - claire palastanga ceramics	10	9:22.912	34.134	4.283	77.25	55.203	7
6	52		5 Gary JARMAN	Kawasaki - G & S Motorcycle tyres	10	9:22.981	34.203	0.069	77.24	55.493	9
7	22		6 Dave HARVIEK	Kawasaki - NW Roofing London Ltd	10	9:23.375	34.597	0.394	77.18	54.787	3
8	20		7 Connor SWYER	Kawasaki - WSC Performace & Owkay clothing	10	9:28.630	39.852	5.255	76.47	55.010	10
9	125	S	2 Ben MILES	Yamaha - Allspeed	10	9:29.296	40.518	0.666	76.38	55.486	3
10	12		8 Grant WALDER	Kawasaki - Fins Motorcycles	10	9:35.368	46.590	6.072	75.57	56.337	4
11	101		9 Andrew DAVIES	Yamaha - GIBSON EXHAUSTS	10	9:35.545	46.767	0.177	75.55	56.217	4
12	35	S	3 Sam DIGBY-BAKER	Kawasaki -	10	9:35.857	47.079	0.312	75.51	55.966	10
13	127		10 Adam GREEN	Kawasaki - Royal Air Force Motorsport Association	10	9:42.482	53.704	6.625	74.65	56.479	10
14	9		11 Karl COONEY	Kawasaki - Me, Myself and I	10	9:44.314	55.536	1.832	74.42	56.502	9
15	71	S	4 Ben BURNAL	Honda - Violent running syndicate	9	8:51.632	1 Lap	1 Lap	73.61	57.953	9
16	47		12 Allan CLARK	Kawasaki - A Clark & Sons Builders	9	8:53.192	1 Lap	1.560	73.40	57.876	3
17	90	S	5 Steve RAPA	Kawasaki - David Simon Tuning	9	8:56.081	1 Lap	2.889	73.00	57.056	7
18	55	S	6 Nick COOPER	Honda - Skint Racing - Wemoto.com	9	9:05.442	1 Lap	9.361	71.75	59.160	9
19	56		13 Kallam SWYER	Kawasaki - Swyer and sons racing	9	9:06.375	1 Lap	0.933	71.63	58.183	9
20	24		14 Harley GODZISZ	Honda - W.O.T Security	9	9:23.053	1 Lap	16.678	69.50	1:01.191	4
21	63		15 Daniel HARDY	Kawasaki -	9	9:48.178	1 Lap	25.125	66.54	1:03.634	9
22	97	S/R	1 Nicholas TAIG	Honda -	8	9:02.389	2 Laps	1 Lap	64.13	1:04.468	6

NOT CLASSIFIED

DNF	66	S/R	Damian COTTRELL	Kawasaki - J P METAL TREATMENTS	6	6:25.155	4 Laps	2 Laps	67.74	1:01.544	5
DNF	999		Jim DALTON	Kawasaki -	5	5:20.204	5 Laps	1 Lap	67.90	1:01.291	3
DNF	14		Chris BURRAGE	Kawasaki - Seton tuning	0						

FASTEST LAP

126			Glynn DAVIES	Kawasaki -	9	51.456	84.51 mph	136.00 kph
13	S		Doug EDMONDSON	Yamaha -	8	54.704	79.49 mph	127.93 kph
66	S/R		Damian COTTRELL	Kawasaki - J P METAL TREATMENTS	5	1:01.544	70.65 mph	113.71 kph

Class - 92.5% of Race Speed = 76.06 mph
 Class S - 92.5% of Race Speed = 72.00 mph
 Class S/R - 92.5% of Race Speed = 59.32 mph

Brands Hatch Indy
 Circuit Length = 1.2079 miles
 Start: 15:55 Flag 16:04 End: 16:05

Weather / Track : Cloudy / Dry
 These results are provisional until the conclusion of any judicial and technical matters.

Clerk Of Course :	Timekeeper :
-------------------	--------------

Results can be found at www.tsl-timing.com

Printed - 16:15 Saturday, 09 March 2019



BMCRC - MRO Championships 2019 - Rnd 1 @ Brands Hatch Indy**EDlasia Formula 400 & Rookie 400****RACE 14 - LAP CHART****LAP 1 @ 15:56:24.442**

NO	BEHIND	LAP TIME
126		57.789
86	0.463	58.252
52	2.544	1:00.333
48	3.097	1:00.886
13	3.171	1:00.960
22	3.960	1:01.749
12	4.335	1:02.124
20	5.078	1:02.867
85	6.150	1:03.939
35	6.237	1:04.026
9	7.326	1:05.115
71	7.520	1:05.309
125	7.550	1:05.339
101	7.625	1:05.414
90	8.443	1:06.232
47	8.749	1:06.538
127	9.621	1:07.410
55	9.716	1:07.505
24	11.051	1:08.840
56	11.212	1:09.001
999	11.466	1:09.255
63	14.287	1:12.076
66	14.485	1:12.274
97	18.439	1:16.228

LAP 2 @ 15:57:17.603

NO	BEHIND	LAP TIME
126		53.161
86	0.017	52.715
48	4.991	55.055
52	5.018	55.635
13	5.559	55.549
22	6.378	55.579
12	7.727	56.553
85	8.722	55.733
20	8.900	56.983
35	10.374	57.298
125	10.535	56.146
9	11.368	57.203
101	11.809	57.345
90	12.944	57.662
71	13.086	58.727
47	14.097	58.509
127	14.572	58.112
55	16.619	1:00.064
56	18.889	1:00.838
24	19.629	1:01.739
999	20.197	1:01.892
63	25.557	1:04.431
66	25.672	1:04.348
97	33.918	1:08.640

LAP 3 @ 15:58:10.200

NO	BEHIND	LAP TIME
86		52.580
126	0.343	52.940
48	6.034	53.640
52	8.060	55.639
13	8.429	55.467
22	8.568	54.787
12	11.735	56.605

85	12.002	55.877
20	12.280	55.977
125	13.424	55.486
35	15.011	57.234
101	16.193	56.981
9	17.012	58.241
90	18.053	57.706
71	18.882	58.393
47	19.376	57.876
127	19.500	57.525
55	23.837	59.815
56	25.750	59.458
24	28.508	1:01.476
999	28.891	1:01.291
66	35.349	1:02.274
63	37.267	1:04.307
97	48.643	1:07.322

LAP 4 @ 15:59:02.604

NO	BEHIND	LAP TIME
86		52.404
126	0.266	52.327
48	7.293	53.663
52	11.489	55.833
13	11.935	55.910
22	11.994	55.830
85	14.827	55.229
12	15.668	56.337
20	16.124	56.248
125	16.603	55.583
35	19.417	56.810
101	20.006	56.217
9	23.054	58.446
90	23.186	57.537
71	24.616	58.138
127	24.718	57.622
47	24.934	57.962
55	31.191	59.758
56	33.398	1:00.052
24	37.295	1:01.191
999	38.009	1:01.522
66	44.957	1:02.012
63	49.411	1:04.548

LAP 5 @ 15:59:54.826

NO	BEHIND	LAP TIME
86		52.222
126	0.188	52.144
48	9.186	54.115
97	1 Lap	1:08.258
52	14.968	55.701
13	15.240	55.527
22	15.322	55.550
85	17.969	55.364
12	20.482	57.036
20	20.780	56.878
125	21.093	56.712
35	23.964	56.769
101	24.612	56.828
90	28.731	57.767
127	29.468	56.972
9	29.610	58.778
71	30.630	58.236
47	30.928	58.216

LAP 6 @ 16:00:47.150

NO	BEHIND	LAP TIME
126		52.136
86	0.186	52.510
66	1 Lap	1:01.544
63	1 Lap	1:05.030
48	10.428	53.566
13	18.345	55.429
52	18.991	56.347
22	19.421	56.423
85	21.171	55.526
20	25.280	56.824
125	25.470	56.701
12	26.353	58.195
97	1 Lap	1:06.469
35	28.128	56.488
101	28.809	56.521
127	33.842	56.698
90	34.550	58.143
9	35.313	58.027
71	36.478	58.172
47	36.827	58.223
55	46.332	59.975
56	48.741	1:00.153

LAP 7 @ 16:01:39.524

NO	BEHIND	LAP TIME
86		52.188
126	0.045	52.419
24	1 Lap	1:01.452
66	1 Lap	1:02.703
48	12.792	54.738
13	21.330	55.359
52	22.959	56.342
22	23.150	56.103
63	1 Lap	1:05.882
85	24.000	55.203
20	29.009	56.103
125	29.231	56.135
12	31.160	57.181
35	32.214	56.460
101	33.189	56.754
97	1 Lap	1:04.468
127	38.649	57.181
90	39.232	57.056
9	39.949	57.010
71	42.336	58.232
47	43.166	58.713

LAP 8 @ 16:02:31.630

NO	BEHIND	LAP TIME
126		52.061
86	0.264	52.370
55	1 Lap	59.567
56	1 Lap	59.725
24	1 Lap	1:02.129
48	15.091	54.405
13	23.928	54.704

52	27.010	56.157
85	27.119	55.225
22	27.506	56.462
125	32.794	55.669
20	33.221	56.318
63	1 Lap	1:04.310
12	36.037	56.983
35	36.893	56.785
101	37.562	56.479
127	43.943	57.400
9	45.300	57.457
90	47.845	1:00.719
71	48.702	58.472
47	50.330	59.270

LAP 9 @ 16:03:23.086

NO	BEHIND	LAP TIME
126		51.456
97	2 Laps	1:05.215
86	0.418	51.610
55	1 Lap	59.886
56	1 Lap	59.229
48	18.195	54.560
24	1 Lap	1:02.293
13	27.443	54.971
85	30.943	55.280
52	31.047	55.493
22	31.502	55.452
20	37.187	55.422
125	37.269	55.931
12	41.780	57.199
101	42.843	56.737
35	43.458	58.021
63	1 Lap	1:03.960
127	49.570	57.083
9	50.346	56.502

LAP 10 @ 16:04:15.431

NO	BEHIND	LAP TIME
126		52.345
86	0.269	52.196
71	1 Lap	57.953
47	1 Lap	57.885
90	1 Lap	1:03.259
97	2 Laps	1:05.789
55	1 Lap	59.160
56	1 Lap	58.183
48	20.749	54.899
13	29.851	54.753
85	34.134	55.536
52	34.203	55.501
24	1 Lap	1:01.968
22	34.597	55.440
20	39.852	55.010
125	40.518	55.594
12	46.590	57.155
101	46.767	56.269
35	47.079	55.966
127	53.704	56.479
9	55.536	57.535
63	1 Lap	1:03.634

Weather / Track : Cloudy / Dry

Brands Hatch Indy

Circuit Length = 1.2079 miles

Start: 15:55 Flag 16:04 End: 16:05

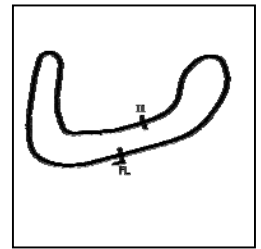
Results can be found at www.tsl-timing.com

Printed - 16:16 Saturday, 09 March 2019

BMCRC - MRO Championships 2019 - Rnd 1 @ Brands Hatch Indy

EDlasia Formula 400 & Rookie 400

RACE 14 - SECTOR ANALYSIS



SECTOR 1 = FL to I1, SECTOR 2 = I1 to FL, DIFF = Difference To Personal Best Lap, P = Crossed Finish Line in Pit Lane, D = Time Disallowed

P1 126		Glynn DAVIES		Kawasaki -		
IDEAL LAP TIME : 51.456		BEST LAP TIME : 51.456		DIFFERENCE : 0.000		
LAP	SECTOR 1	SECTOR 2	LAP TIME	MPH	DIFF	TIME OF DAY
1 -		21.169	57.789	75.24	6.333	15:56:24.442
2 -	31.795	21.366	53.161	81.80	1.705	15:57:17.603
3 -	31.835	21.105	52.940	82.14	1.484	15:58:10.543
4 -	31.377	20.950	52.327	83.10	0.871	15:59:02.870
5 -	31.158	20.986	52.144	83.39	0.688	15:59:55.014
6 -	31.011	21.125	52.136 (3)	83.40	0.680	16:00:47.150
7 -	31.475	20.944	52.419	82.95	0.963	16:01:39.569
8 -	30.764	21.297	52.061 (2)	83.52	0.605	16:02:31.630
9 -	30.622	20.834	51.456 (1)	84.51		16:03:23.086
10 -	31.476	20.869	52.345	83.07	0.889	16:04:15.431

P2 86		Mathew SCOTT		Kawasaki -		
IDEAL LAP TIME : 51.591		BEST LAP TIME : 51.610		DIFFERENCE : 0.019		
LAP	SECTOR 1	SECTOR 2	LAP TIME	MPH	DIFF	TIME OF DAY
1 -		21.109	58.252	74.65	6.642	15:56:24.905
2 -	31.533	21.182	52.715	82.49	1.105	15:57:17.620
3 -	31.671	20.909	52.580	82.70	0.970	15:58:10.200
4 -	31.470	20.934	52.404	82.98	0.794	15:59:02.604
5 -	31.293	20.929	52.222	83.27	0.612	15:59:54.826
6 -	31.549	20.961	52.510	82.81	0.900	16:00:47.336
7 -	31.570	20.618	52.188 (2)	83.32	0.578	16:01:39.524
8 -	31.519	20.851	52.370	83.03	0.760	16:02:31.894
9 -	30.973	20.637	51.610 (1)	84.25		16:03:23.504
10 -	31.506	20.690	52.196 (3)	83.31	0.586	16:04:15.700

P3 48		Richie WELSH		Yamaha - EDEN'S EXPERIENCES/PETER FLEMING		
IDEAL LAP TIME : 53.499		BEST LAP TIME : 53.566		DIFFERENCE : 0.067		
LAP	SECTOR 1	SECTOR 2	LAP TIME	MPH	DIFF	TIME OF DAY
1 -		21.752	1:00.886	71.42	7.320	15:56:27.539
2 -	32.906	22.149	55.055	78.98	1.489	15:57:22.594
3 -	32.121	21.519	53.640 (2)	81.07	0.074	15:58:16.234
4 -	32.262	21.401	53.663 (3)	81.03	0.097	15:59:09.897
5 -	32.266	21.849	54.115	80.35	0.549	16:00:04.012
6 -	32.098	21.468	53.566 (1)	81.18		16:00:57.578
7 -	32.655	22.083	54.738	79.44	1.172	16:01:52.316
8 -	32.761	21.644	54.405	79.93	0.839	16:02:46.721
9 -	32.738	21.822	54.560	79.70	0.994	16:03:41.281
10 -	32.873	22.026	54.899	79.21	1.333	16:04:36.180

P4 13 S		Doug EDMONDSON		Yamaha -		
IDEAL LAP TIME : 54.611		BEST LAP TIME : 54.704		DIFFERENCE : 0.093		
LAP	SECTOR 1	SECTOR 2	LAP TIME	MPH	DIFF	TIME OF DAY
1 -		22.060	1:00.960	71.33	6.256	15:56:27.613
2 -	33.206	22.343	55.549	78.28	0.845	15:57:23.162
3 -	33.082	22.385	55.467	78.39	0.763	15:58:18.629
4 -	33.346	22.564	55.910	77.77	1.206	15:59:14.539
5 -	33.170	22.357	55.527	78.31	0.823	16:00:10.066
6 -	33.561	21.868	55.429	78.45	0.725	16:01:05.495
7 -	32.840	22.519	55.359	78.55	0.655	16:02:00.854
8 -	32.743	21.961	54.704 (1)	79.49		16:02:55.558
9 -	33.091	21.880	54.971 (3)	79.10	0.267	16:03:50.529
10 -	32.885	21.868	54.753 (2)	79.42	0.049	16:04:45.282

P5 85		James ROBINSON		Kawasaki - claire palastanga ceramics		
IDEAL LAP TIME : 55.103		BEST LAP TIME : 55.203		DIFFERENCE : 0.100		
LAP	SECTOR 1	SECTOR 2	LAP TIME	MPH	DIFF	TIME OF DAY

Weather / Track : Cloudy / Dry

Brands Hatch Indy
Circuit Length = 1.2079 miles
Start: 15:55 Flag 16:04 End: 16:05

BMCRC - MRO Championships 2019 - Rnd 1 @ Brands Hatch Indy

EDlasia Formula 400 & Rookie 400

RACE 14 - SECTOR ANALYSIS



SECTOR 1 = FL to I1, SECTOR 2 = I1 to FL, DIFF = Difference To Personal Best Lap, P = Crossed Finish Line in Pit Lane, D = Time Disallowed

Lap	Time	Diff	MPH	Time of Day		
1 -	22.814		1:03.939	68.01	8.736	15:56:30.592
2 -	33.372	22.361	55.733	78.02	0.530	15:57:26.325
3 -	33.588	22.289	55.877	77.82	0.674	15:58:22.202
4 -	32.957	22.272	55.229 (3)	78.73	0.026	15:59:17.431
5 -	33.187	22.177	55.364	78.54	0.161	16:00:12.795
6 -	33.299	22.227	55.526	78.31	0.323	16:01:08.321
7 -	32.967	22.236	55.203 (1)	78.77		16:02:03.524
8 -	33.023	22.202	55.225 (2)	78.74	0.022	16:02:58.749
9 -	32.926	22.354	55.280	78.66	0.077	16:03:54.029
10 -	33.163	22.373	55.536	78.30	0.333	16:04:49.565

P6 52 Gary JARMAN		Kawasaki - G & S Motorcycle tyres				
IDEAL LAP TIME : 55.099	BEST LAP TIME : 55.493	DIFFERENCE : 0.394				
LAP	SECTOR 1	SECTOR 2	LAP TIME	MPH	DIFF	TIME OF DAY

1 -		21.812	1:00.333	72.07	4.840	15:56:26.986
2 -	33.287	22.348	55.635 (3)	78.16	0.142	15:57:22.621
3 -	33.342	22.297	55.639	78.15	0.146	15:58:18.260
4 -	33.488	22.345	55.833	77.88	0.340	15:59:14.093
5 -	33.408	22.293	55.701	78.07	0.208	16:00:09.794
6 -	34.321	22.026	56.347	77.17	0.854	16:01:06.141
7 -	33.710	22.632	56.342	77.18	0.849	16:02:02.483
8 -	33.944	22.213	56.157	77.43	0.664	16:02:58.640
9 -	33.382	22.111	55.493 (1)	78.36		16:03:54.133
10 -	33.312	22.189	55.501 (2)	78.35	0.008	16:04:49.634

P7 22 Dave HARVIEK		Kawasaki - NW Roofing London Ltd				
IDEAL LAP TIME : 54.787	BEST LAP TIME : 54.787	DIFFERENCE : 0.000				
LAP	SECTOR 1	SECTOR 2	LAP TIME	MPH	DIFF	TIME OF DAY

1 -		21.948	1:01.749	70.42	6.962	15:56:28.402
2 -	33.448	22.131	55.579	78.24	0.792	15:57:23.981
3 -	32.919	21.868	54.787 (1)	79.37		15:58:18.768
4 -	33.691	22.139	55.830	77.89	1.043	15:59:14.598
5 -	33.664	21.886	55.550	78.28	0.763	16:00:10.148
6 -	34.355	22.068	56.423	77.07	1.636	16:01:06.571
7 -	33.639	22.464	56.103	77.51	1.316	16:02:02.674
8 -	33.890	22.572	56.462	77.01	1.675	16:02:59.136
9 -	33.450	22.002	55.452 (3)	78.42	0.665	16:03:54.588
10 -	33.282	22.158	55.440 (2)	78.43	0.653	16:04:50.028

P8 20 Connor SWYER		Kawasaki - WSC Performace & Owkay clothing				
IDEAL LAP TIME : 55.010	BEST LAP TIME : 55.010	DIFFERENCE : 0.000				
LAP	SECTOR 1	SECTOR 2	LAP TIME	MPH	DIFF	TIME OF DAY

1 -		22.280	1:02.867	69.17	7.857	15:56:29.520
2 -	34.315	22.668	56.983	76.31	1.973	15:57:26.503
3 -	33.786	22.191	55.977 (3)	77.68	0.967	15:58:22.480
4 -	33.940	22.308	56.248	77.31	1.238	15:59:18.728
5 -	34.637	22.241	56.878	76.45	1.868	16:00:15.606
6 -	33.462	23.362	56.824	76.52	1.814	16:01:12.430
7 -	33.883	22.220	56.103	77.51	1.093	16:02:08.533
8 -	34.155	22.163	56.318	77.21	1.308	16:03:04.851
9 -	33.484	21.938	55.422 (2)	78.46	0.412	16:04:00.273
10 -	33.241	21.769	55.010 (1)	79.05		16:04:55.283

P9 125 S Ben MILES		Yamaha - Allspeed				
IDEAL LAP TIME : 55.296	BEST LAP TIME : 55.486	DIFFERENCE : 0.190				
LAP	SECTOR 1	SECTOR 2	LAP TIME	MPH	DIFF	TIME OF DAY

1 -		22.701	1:05.339	66.55	9.853	15:56:31.992
2 -	33.978	22.168	56.146	77.45	0.660	15:57:28.138
3 -	33.550	21.936	55.486 (1)	78.37		15:58:23.624
4 -	33.426	22.157	55.583 (2)	78.23	0.097	15:59:19.207

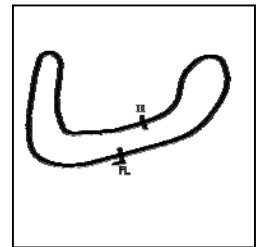
Weather / Track : Cloudy / Dry

Brands Hatch Indy
Circuit Length = 1.2079 miles
Start: 15:55 Flag 16:04 End: 16:05

BMCRC - MRO Championships 2019 - Rnd 1 @ Brands Hatch Indy

EDlasia Formula 400 & Rookie 400

RACE 14 - SECTOR ANALYSIS



SECTOR 1 = FL to I1, SECTOR 2 = I1 to FL, DIFF = Difference To Personal Best Lap, P = Crossed Finish Line in Pit Lane, D = Time Disallowed

5 -	34.217	22.495	56.712	76.67	1.226	16:00:15.919
6 -	34.087	22.614	56.701	76.69	1.215	16:01:12.620
7 -	33.999	22.136	56.135	77.46	0.649	16:02:08.755
8 -	33.360	22.309	55.669	78.11	0.183	16:03:04.424
9 -	33.600	22.331	55.931	77.74	0.445	16:04:00.355
10 -	33.466	22.128	55.594 (3)	78.22	0.108	16:04:55.949

P10 12	Grant WALDER	Kawasaki - Fins Motorcycles
IDEAL LAP TIME : 56.163	BEST LAP TIME : 56.337	DIFFERENCE : 0.174

LAP	SECTOR 1	SECTOR 2	LAP TIME	MPH	DIFF	TIME OF DAY
1 -		22.236	1:02.124	69.99	5.787	15:56:28.777
2 -	34.429	22.124	56.553 (2)	76.89	0.216	15:57:25.330
3 -	34.399	22.206	56.605 (3)	76.82	0.268	15:58:21.935
4 -	34.039	22.298	56.337 (1)	77.18		15:59:18.272
5 -	34.508	22.528	57.036	76.24	0.699	16:00:15.308
6 -	35.669	22.526	58.195	74.72	1.858	16:01:13.503
7 -	34.846	22.335	57.181	76.04	0.844	16:02:10.684
8 -	34.859	22.124	56.983	76.31	0.646	16:03:07.667
9 -	34.930	22.269	57.199	76.02	0.862	16:04:04.866
10 -	34.359	22.796	57.155	76.08	0.818	16:05:02.021

P11 101	Andrew DAVIES	Yamaha - GIBSON EXHAUSTS
IDEAL LAP TIME : 56.131	BEST LAP TIME : 56.217	DIFFERENCE : 0.086

LAP	SECTOR 1	SECTOR 2	LAP TIME	MPH	DIFF	TIME OF DAY
1 -		23.021	1:05.414	66.47	9.197	15:56:32.067
2 -	34.739	22.606	57.345	75.83	1.128	15:57:29.412
3 -	34.534	22.447	56.981	76.31	0.764	15:58:26.393
4 -	33.884	22.333	56.217 (1)	77.35		15:59:22.610
5 -	33.930	22.898	56.828	76.52	0.611	16:00:19.438
6 -	33.988	22.533	56.521	76.93	0.304	16:01:15.959
7 -	34.222	22.532	56.754	76.62	0.537	16:02:12.713
8 -	33.975	22.504	56.479 (3)	76.99	0.262	16:03:09.192
9 -	34.050	22.687	56.737	76.64	0.520	16:04:05.929
10 -	33.798	22.471	56.269 (2)	77.28	0.052	16:05:02.198

P12 35 S	Sam DIGBY-BAKER	Kawasaki -
IDEAL LAP TIME : 55.966	BEST LAP TIME : 55.966	DIFFERENCE : 0.000

LAP	SECTOR 1	SECTOR 2	LAP TIME	MPH	DIFF	TIME OF DAY
1 -		22.996	1:04.026	67.91	8.060	15:56:30.679
2 -	34.536	22.762	57.298	75.89	1.332	15:57:27.977
3 -	34.643	22.591	57.234	75.97	1.268	15:58:25.211
4 -	34.334	22.476	56.810	76.54	0.844	15:59:22.021
5 -	34.189	22.580	56.769	76.60	0.803	16:00:18.790
6 -	34.121	22.367	56.488 (3)	76.98	0.522	16:01:15.278
7 -	33.937	22.523	56.460 (2)	77.02	0.494	16:02:11.738
8 -	34.316	22.469	56.785	76.58	0.819	16:03:08.523
9 -	35.502	22.519	58.021	74.94	2.055	16:04:06.544
10 -	33.699	22.267	55.966 (1)	77.70		16:05:02.510

P13 127	Adam GREEN	Kawasaki - Royal Air Force Motorsport Association
IDEAL LAP TIME : 56.410	BEST LAP TIME : 56.479	DIFFERENCE : 0.069

LAP	SECTOR 1	SECTOR 2	LAP TIME	MPH	DIFF	TIME OF DAY
1 -		23.307	1:07.410	64.50	10.931	15:56:34.063
2 -	35.356	22.756	58.112	74.83	1.633	15:57:32.175
3 -	34.915	22.610	57.525	75.59	1.046	15:58:29.700
4 -	34.917	22.705	57.622	75.46	1.143	15:59:27.322
5 -	34.196	22.776	56.972 (3)	76.32	0.493	16:00:24.294
6 -	34.287	22.411	56.698 (2)	76.69	0.219	16:01:20.992
7 -	34.517	22.664	57.181	76.04	0.702	16:02:18.173
8 -	34.715	22.685	57.400	75.75	0.921	16:03:15.573

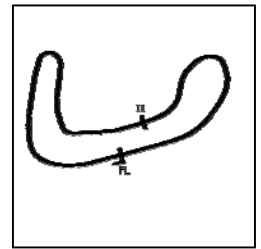
Weather / Track : Cloudy / Dry

Brands Hatch Indy
Circuit Length = 1.2079 miles
Start: 15:55 Flag 16:04 End: 16:05

BMCRC - MRO Championships 2019 - Rnd 1 @ Brands Hatch Indy

EDlasia Formula 400 & Rookie 400

RACE 14 - SECTOR ANALYSIS



SECTOR 1 = FL to I1, SECTOR 2 = I1 to FL, DIFF = Difference To Personal Best Lap, P = Crossed Finish Line in Pit Lane, D = Time Disallowed

9 -	34.403	22.680	57.083	76.18	0.604	16:04:12.656
10 -	34.265	22.214	56.479 (1)	76.99		16:05:09.135

P14 9		Karl COONEY		Kawasaki - Me, Myself and I			
IDEAL LAP TIME : 56.463		BEST LAP TIME : 56.502		DIFFERENCE : 0.039			
LAP	SECTOR 1	SECTOR 2	LAP TIME	MPH	DIFF	TIME OF DAY	
1 -		23.154	1:05.115	66.78	8.613	15:56:31.768	
2 -	34.770	22.433	57.203 (3)	76.02	0.701	15:57:28.971	
3 -	35.032	23.209	58.241	74.66	1.739	15:58:27.212	
4 -	35.395	23.051	58.446	74.40	1.944	15:59:25.658	
5 -	35.629	23.149	58.778	73.98	2.276	16:00:24.436	
6 -	35.497	22.530	58.027	74.94	1.525	16:01:22.463	
7 -	34.547	22.463	57.010 (2)	76.27	0.508	16:02:19.473	
8 -	34.958	22.499	57.457	75.68	0.955	16:03:16.930	
9 -	34.050	22.452	56.502 (1)	76.96		16:04:13.432	
10 -	35.122	22.413	57.535	75.58	1.033	16:05:10.967	

P15 71 S		Ben BURNAL		Honda - Violent running syndicate			
IDEAL LAP TIME : 57.600		BEST LAP TIME : 57.953		DIFFERENCE : 0.353			
LAP	SECTOR 1	SECTOR 2	LAP TIME	MPH	DIFF	TIME OF DAY	
1 -		23.453	1:05.309	66.58	7.356	15:56:31.962	
2 -	35.470	23.257	58.727	74.04	0.774	15:57:30.689	
3 -	35.252	23.141	58.393	74.47	0.440	15:58:29.082	
4 -	34.991	23.147	58.138 (2)	74.79	0.185	15:59:27.220	
5 -	35.072	23.164	58.236	74.67	0.283	16:00:25.456	
6 -	35.419	22.753	58.172 (3)	74.75	0.219	16:01:23.628	
7 -	35.179	23.053	58.232	74.67	0.279	16:02:21.860	
8 -	35.477	22.995	58.472	74.37	0.519	16:03:20.332	
9 -	34.847	23.106	57.953 (1)	75.03		16:04:18.285	

P16 47		Allan CLARK		Kawasaki - A Clark & Sons Builders			
IDEAL LAP TIME : 57.634		BEST LAP TIME : 57.876		DIFFERENCE : 0.242			
LAP	SECTOR 1	SECTOR 2	LAP TIME	MPH	DIFF	TIME OF DAY	
1 -		23.445	1:06.538	65.35	8.662	15:56:33.191	
2 -	35.426	23.083	58.509	74.32	0.633	15:57:31.700	
3 -	34.779	23.097	57.876 (1)	75.13		15:58:29.576	
4 -	34.833	23.129	57.962 (3)	75.02	0.086	15:59:27.538	
5 -	35.155	23.061	58.216	74.69	0.340	16:00:25.754	
6 -	35.368	22.855	58.223	74.68	0.347	16:01:23.977	
7 -	35.381	23.332	58.713	74.06	0.837	16:02:22.690	
8 -	35.337	23.933	59.270	73.36	1.394	16:03:21.960	
9 -	34.792	23.093	57.885 (2)	75.12	0.009	16:04:19.845	

P17 90 S		Steve RAPA		Kawasaki - David Simon Tuning			
IDEAL LAP TIME : 56.906		BEST LAP TIME : 57.056		DIFFERENCE : 0.150			
LAP	SECTOR 1	SECTOR 2	LAP TIME	MPH	DIFF	TIME OF DAY	
1 -		23.238	1:06.232	65.65	9.176	15:56:32.885	
2 -	34.739	22.923	57.662 (3)	75.41	0.606	15:57:30.547	
3 -	34.745	22.961	57.706	75.35	0.650	15:58:28.253	
4 -	34.517	23.020	57.537 (2)	75.57	0.481	15:59:25.790	
5 -	35.280	22.487	57.767	75.27	0.711	16:00:23.557	
6 -	34.587	23.556	58.143	74.79	1.087	16:01:21.700	
7 -	34.667	22.389	57.056 (1)	76.21		16:02:18.756	
8 -	35.625	25.094	1:00.719	71.61	3.663	16:03:19.475	
9 -	37.576	25.683	1:03.259	68.74	6.203	16:04:22.734	

P18 55 S		Nick COOPER		Honda - Skint Racing - Wemoto.com			
IDEAL LAP TIME : 59.160		BEST LAP TIME : 59.160		DIFFERENCE : 0.000			
LAP	SECTOR 1	SECTOR 2	LAP TIME	MPH	DIFF	TIME OF DAY	

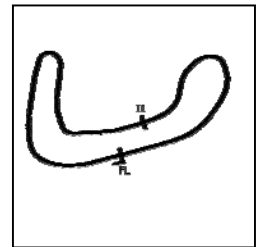
Weather / Track : Cloudy / Dry

Brands Hatch Indy
Circuit Length = 1.2079 miles
Start: 15:55 Flag 16:04 End: 16:05

BMCRC - MRO Championships 2019 - Rnd 1 @ Brands Hatch Indy

EDlasia Formula 400 & Rookie 400

RACE 14 - SECTOR ANALYSIS



SECTOR 1 = FL to I1, SECTOR 2 = I1 to FL, DIFF = Difference To Personal Best Lap, P = Crossed Finish Line in Pit Lane, D = Time Disallowed

Lap	Time	Diff	MPH	Time of Day
1 -	23.892		64.41	15:56:34.158
2 -	36.250	23.814	72.39	15:57:34.222
3 -	35.772	24.043	72.70	15:58:34.037
4 -	35.974	23.784	72.77	15:59:33.795
5 -	35.697	24.015	72.82	16:00:33.507
6 -	35.881	24.094	72.50	16:01:33.482
7 -	35.884	23.683	73.00	16:02:33.049
8 -	36.020	23.866	72.61	16:03:32.935
9 -	35.682	23.478	73.50	16:04:32.095

P19 56 Kallam SWYER		Kawasaki - Swyer and sons racing				
IDEAL LAP TIME : 58.183	BEST LAP TIME : 58.183	DIFFERENCE : 0.000				
LAP	SECTOR 1	SECTOR 2	LAP TIME	MPH	DIFF	TIME OF DAY
1 -		23.870	1:09.001	63.02	10.818	15:56:35.654
2 -	37.289	23.549	1:00.838	71.47	2.655	15:57:36.492
3 -	36.203	23.255	59.458 (3)	73.13	1.275	15:58:35.950
4 -	36.864	23.188	1:00.052	72.41	1.869	15:59:36.002
5 -	36.580	23.156	59.736	72.79	1.553	16:00:35.738
6 -	36.603	23.550	1:00.153	72.29	1.970	16:01:35.891
7 -	36.535	23.190	59.725	72.81	1.542	16:02:35.616
8 -	36.286	22.943	59.229 (2)	73.42	1.046	16:03:34.845
9 -	35.382	22.801	58.183 (1)	74.74		16:04:33.028

P20 24 Harley GODZISZ		Honda - W.O.T Security				
IDEAL LAP TIME : 1:01.046	BEST LAP TIME : 1:01.191	DIFFERENCE : 0.145				
LAP	SECTOR 1	SECTOR 2	LAP TIME	MPH	DIFF	TIME OF DAY
1 -		24.701	1:08.840	63.16	7.649	15:56:35.493
2 -	37.271	24.468	1:01.739	70.43	0.548	15:57:37.232
3 -	36.980	24.496	1:01.476 (3)	70.73	0.285	15:58:38.708
4 -	37.091	24.100	1:01.191 (1)	71.06		15:59:39.899
5 -	37.010	24.955	1:01.965	70.17	0.774	16:00:41.864
6 -	37.386	24.066	1:01.452 (2)	70.76	0.261	16:01:43.316
7 -	37.478	24.651	1:02.129	69.99	0.938	16:02:45.445
8 -	37.230	25.063	1:02.293	69.80	1.102	16:03:47.738
9 -	37.293	24.675	1:01.968	70.17	0.777	16:04:49.706

P21 63 Daniel HARDY		Kawasaki -				
IDEAL LAP TIME : 1:03.634	BEST LAP TIME : 1:03.634	DIFFERENCE : 0.000				
LAP	SECTOR 1	SECTOR 2	LAP TIME	MPH	DIFF	TIME OF DAY
1 -		25.914	1:12.076	60.33	8.442	15:56:38.729
2 -	39.071	25.360	1:04.431	67.49	0.797	15:57:43.160
3 -	38.884	25.423	1:04.307 (3)	67.62	0.673	15:58:47.467
4 -	38.691	25.857	1:04.548	67.37	0.914	15:59:52.015
5 -	39.223	25.807	1:05.030	66.87	1.396	16:00:57.045
6 -	39.963	25.919	1:05.882	66.00	2.248	16:02:02.927
7 -	38.865	25.445	1:04.310	67.61	0.676	16:03:07.237
8 -	38.626	25.334	1:03.960 (2)	67.98	0.326	16:04:11.197
9 -	38.489	25.145	1:03.634 (1)	68.33		16:05:14.831

P22 97 S/R Nicholas TAIG		Honda -				
IDEAL LAP TIME : 1:04.468	BEST LAP TIME : 1:04.468	DIFFERENCE : 0.000				
LAP	SECTOR 1	SECTOR 2	LAP TIME	MPH	DIFF	TIME OF DAY
1 -		27.023	1:16.228	57.04	11.760	15:56:42.881
2 -	41.812	26.828	1:08.640	63.35	4.172	15:57:51.521
3 -	40.950	26.372	1:07.322	64.59	2.854	15:58:58.843
4 -	41.107	27.151	1:08.258	63.70	3.790	16:00:07.101
5 -	40.967	25.502	1:06.469	65.42	2.001	16:01:13.570
6 -	38.994	25.474	1:04.468 (1)	67.45		16:02:18.038
7 -	39.578	25.637	1:05.215 (2)	66.68	0.747	16:03:23.253
8 -	39.937	25.852	1:05.789 (3)	66.09	1.321	16:04:29.042

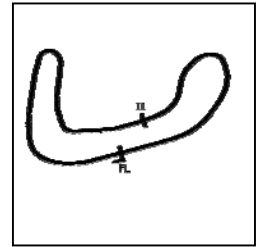
Weather / Track : Cloudy / Dry

Brands Hatch Indy
Circuit Length = 1.2079 miles
Start: 15:55 Flag 16:04 End: 16:05

BMCRC - MRO Championships 2019 - Rnd 1 @ Brands Hatch Indy

EDlasia Formula 400 & Rookie 400

RACE 14 - SECTOR ANALYSIS



SECTOR 1 = FL to I1, SECTOR 2 = I1 to FL, DIFF = Difference To Personal Best Lap, P = Crossed Finish Line in Pit Lane, D = Time Disallowed

P23 66 S/R		Damian COTTRELL		Kawasaki - J P METAL TREATMENTS			
IDEAL LAP TIME : 1:01.454		BEST LAP TIME : 1:01.544		DIFFERENCE : 0.090			
LAP	SECTOR 1	SECTOR 2	LAP TIME	MPH	DIFF	TIME OF DAY	
1 -		25.639	1:12.274	60.16	10.730	15:56:38.927	
2 -	39.214	25.134	1:04.348	67.57	2.804	15:57:43.275	
3 -	37.693	24.581	1:02.274 (3)	69.83	0.730	15:58:45.549	
4 -	37.585	24.427	1:02.012 (2)	70.12	0.468	15:59:47.561	
5 -	37.358	24.186	1:01.544 (1)	70.65		16:00:49.105	
6 -	38.607	24.096	1:02.703	69.35	1.159	16:01:51.808	

P24 999		Jim DALTON		Kawasaki -			
IDEAL LAP TIME : 1:00.969		BEST LAP TIME : 1:01.291		DIFFERENCE : 0.322			
LAP	SECTOR 1	SECTOR 2	LAP TIME	MPH	DIFF	TIME OF DAY	
1 -		23.951	1:09.255	62.79	7.964	15:56:35.908	
2 -	37.642	24.250	1:01.892 (3)	70.26	0.601	15:57:37.800	
3 -	37.187	24.104	1:01.291 (1)	70.95		15:58:39.091	
4 -	37.564	23.958	1:01.522 (2)	70.68	0.231	15:59:40.613	
5 -	37.018	29.226	1:06.244	65.64	4.953	16:00:46.857	

BMCRC - MRO Championships 2019 - Rnd 1 @ Brands Hatch Indy

EDlasia Formula 400 & Rookie 400

RACE 14 - BEST SECTORS

SECTOR 1			SECTOR 2			IDEAL / BEST COMPARISON						
POS	NO	NAME	TIME	NO	NAME	TIME	POS	NO	NAME	IDEAL	BEST	DIFF
									PERFECT LAP	51.240		
1	126	DAVIES	30.622	86	SCOTT	20.618	1	126	DAVIES	51.456	51.456	0.000
2	86	SCOTT	30.973	126	DAVIES	20.834	2	86	SCOTT	51.591	51.610	0.019
3	48	WELSH	32.098	48	WELSH	21.401	3	48	WELSH	53.499	53.566	0.067
4	13	EDMONDSON	32.743	20	SWYER	21.769	4	13	EDMONDSON	54.611	54.704	0.093
5	22	HARVIEK	32.919	52	JARMAN	21.812	5	22	HARVIEK	54.787	54.787	0.000
6	85	ROBINSON	32.926	13	EDMONDSON	21.868	6	20	SWYER	55.010	55.010	0.000
7	20	SWYER	33.241	22	HARVIEK	21.868	7	52	JARMAN	55.099	55.493	0.394
8	52	JARMAN	33.287	125	MILES	21.936	8	85	ROBINSON	55.103	55.203	0.100
9	125	MILES	33.360	12	WALDER	22.124	9	125	MILES	55.296	55.486	0.190
10	35	DIGBY-BAKER	33.699	85	ROBINSON	22.177	10	35	DIGBY-BAKER	55.966	55.966	0.000
11	101	DAVIES	33.798	127	GREEN	22.214	11	101	DAVIES	56.131	56.217	0.086
12	12	WALDER	34.039	35	DIGBY-BAKER	22.267	12	12	WALDER	56.163	56.337	0.174
13	9	COONEY	34.050	101	DAVIES	22.333	13	127	GREEN	56.410	56.479	0.069
14	127	GREEN	34.196	90	RAPA	22.389	14	9	COONEY	56.463	56.502	0.039
15	90	RAPA	34.517	9	COONEY	22.413	15	90	RAPA	56.906	57.056	0.150
16	47	CLARK	34.779	71	BURNAL	22.753	16	71	BURNAL	57.600	57.953	0.353
17	71	BURNAL	34.847	56	SWYER	22.801	17	47	CLARK	57.634	57.876	0.242
18	56	SWYER	35.382	47	CLARK	22.855	18	56	SWYER	58.183	58.183	0.000
19	55	COOPER	35.682	55	COOPER	23.478	19	55	COOPER	59.160	59.160	0.000
20	24	GODZISZ	36.980	999	DALTON	23.951	20	999	DALTON	1:00.969	1:01.291	0.322
21	999	DALTON	37.018	24	GODZISZ	24.066	21	24	GODZISZ	1:01.046	1:01.191	0.145
22	66	COTTRELL	37.358	66	COTTRELL	24.096	22	66	COTTRELL	1:01.454	1:01.544	0.090
23	63	HARDY	38.489	63	HARDY	25.145	23	63	HARDY	1:03.634	1:03.634	0.000
24	97	TAIG	38.994	97	TAIG	25.474	24	97	TAIG	1:04.468	1:04.468	0.000
25												

Weather / Track : Cloudy / Dry

Results can be found at www.tsl-timing.com

Brands Hatch Indy
 Circuit Length = 1.2079 miles
 Start: 15:55 Flag 16:04 End: 16:05

Printed - 16:16 Saturday, 09 March 2019

BMCRC - MRO Championships 2019 - Rnd 1 @ Brands Hatch Indy



EDlasia Formula 400 & Rookie 400

RACE 3 - GRID (12 Laps)

ROW 10	28	117	Jordan HARRIS									
ROW 9	27	33	Carl JOHNSTONE	26	11	Dan RUTH	25	14	Chris BURRAGE			
ROW 8	24	97	Nicholas TAIG	1:04.468	23	63	Daniel HARDY	1:03.634	22	66	Damian COTTRELL	1:01.544
ROW 7	21	999	Jim DALTON	1:01.291	20	24	Harley GODZISZ	1:01.191	19	55	Nick COOPER	59.160
ROW 6	18	56	Kallam SWYER	58.183	17	71	Ben BURNAL	57.953	16	47	Allan CLARK	57.876
ROW 5	15	90	Steve RAPA	57.056	14	9	Karl COONEY	56.502	13	127	Adam GREEN	56.479
ROW 4	12	12	Grant WALDER	56.337	11	101	Andrew DAVIES	56.217	10	35	Sam DIGBY-BAKER	55.966
ROW 3	9	52	Gary JARMAN	55.493	8	125	Ben MILES	55.486	7	85	James ROBINSON	55.203
ROW 2	6	20	Connor SWYER	55.010	5	22	Dave HARVIEK	54.787	4	13	Doug EDMONDSON	54.704
ROW 1	3	48	Richie WELSH	53.566	2	86	Mathew SCOTT	51.610	1	126	Glynn DAVIES	51.456
												Pole

Brands Hatch Indy
Circuit Length = 1.2079 miles

These results are provisional until the conclusion of any judicial and technical matters.

Clerk Of Course :		Timekeeper :	
-------------------	--	--------------	--

Results can be found at www.tsl-timing.com

Printed - 16:17 Saturday, 09 March 2019



BMCRC - MRO Championships 2019 - Rnd 1 @ Brands Hatch Indy



EDlasia Formula 400 & Rookie 400

RACE 3 - CLASSIFICATION

POS	NO	CL	PIC NAME	ENTRY	LAPS	TIME	GAP	DIFF	MPH	BEST	ON
1	126		1 Glynn DAVIES	Kawasaki -	10	8:50.502			81.97	51.772	10
2	86		2 Mathew SCOTT	Kawasaki -	10	8:50.953	0.451	0.451	81.90	51.907	7
3	48		3 Richie WELSH	Yamaha - EDEN'S EXPERIENCES/PETER FLEMIN	10	9:07.552	17.050	16.599	79.41	53.484	8
4	13	S	1 Doug EDMONDSON	Yamaha -	10	9:18.891	28.389	11.339	77.80	54.832	3
5	12		4 Grant WALDER	Kawasaki - Fins Motorcycles	10	9:24.772	34.270	5.881	76.99	54.956	4
6	85		5 James ROBINSON	Kawasaki - claire palastanga ceramics	10	9:24.877	34.375	0.105	76.98	55.001	3
7	125	S	2 Ben MILES	Yamaha - Allspeed	10	9:27.516	37.014	2.639	76.62	55.559	3
8	20		6 Connor SWYER	Kawasaki - WSC Performace & Owkay clothing	10	9:38.143	47.641	10.627	75.21	56.553	9
9	22		7 Dave HARVIEK	Kawasaki - NW Roofing London Ltd	10	9:38.559	48.057	0.416	75.16	56.404	9
10	52		8 Gary JARMAN	Kawasaki - G & S Motorcycle tyres	10	9:39.765	49.263	1.206	75.00	56.396	3
11	101		9 Andrew DAVIES	Yamaha - GIBSON EXHAUSTS	9	8:50.558	1 Lap	1 Lap	73.76	57.619	4
12	90	S	3 Steve RAPA	Kawasaki - David Simon Tuning	9	8:56.750	1 Lap	6.192	72.91	57.853	9
13	35	S	4 Sam DIGBY-BAKER	Kawasaki -	9	8:57.112	1 Lap	0.362	72.86	58.315	9
14	47		10 Allan CLARK	Kawasaki - A Clark & Sons Builders	9	9:04.612	1 Lap	7.500	71.86	58.180	8
15	56		11 Kallam SWYER	Kawasaki - Swyer and sons racing	9	9:08.076	1 Lap	3.464	71.40	59.263	9
16	999		12 Jim DALTON	Kawasaki -	9	9:13.713	1 Lap	5.637	70.68	59.669	4
17	55	S	5 Nick COOPER	Honda - Skint Racing - Wemoto.com	9	9:16.040	1 Lap	2.327	70.38	1:00.100	3
18	71	S	6 Ben BURNAL	Honda - Violent running syndicate	9	9:16.063	1 Lap	0.023	70.38	59.709	4
19	63		13 Daniel HARDY	Kawasaki -	9	9:32.772	1 Lap	16.709	68.32	1:01.349	8
20	66	S/R	1 Damian COTTRELL	Kawasaki - J P METAL TREATMENTS	9	9:32.985	1 Lap	0.213	68.30	1:00.758	9

NOT CLASSIFIED

DNF	9	S	Karl COONEY	Kawasaki - Me, Myself and I	3	3:10.607	7 Laps	6 Laps	68.44	59.773	3
DNF	97	S/R	Nicholas TAIG	Honda -	3	3:29.179	7 Laps	18.572	62.36	1:06.757	2
DNF	117	S	Jordan HARRIS	Kawasaki - Steve Jordan Motorcycles	2	2:15.113	8 Laps	1 Lap	64.36	1:03.674	2
DNF	127		Adam GREEN	Kawasaki - Royal Air Force Motorsport Association	0						

FASTEST LAP

126			Glynn DAVIES	Kawasaki -	10	51.772			83.99 mph	135.17 kph
13	S		Doug EDMONDSON	Yamaha -	3	54.832			79.30 mph	127.63 kph
66	S/R		Damian COTTRELL	Kawasaki - J P METAL TREATMENTS	9	1:00.758			71.57 mph	115.18 kph

Class - 92.5% of Race Speed = 75.82 mph

Class S - 92.5% of Race Speed = 71.96 mph

Class S/R - 92.5% of Race Speed = 63.17 mph

Brands Hatch Indy

Circuit Length = 1.2079 miles

Start: 11:53 Flag 12:02 End: 12:04

Weather / Track : Cloudy / Dry

These results are provisional until the conclusion of any judicial and technical matters.

Clerk Of Course :	Timekeeper :
-------------------	--------------

Results can be found at www.tsl-timing.com

Printed - 12:05 Sunday, 10 March 2019



BMCR - MRO Championships 2019 - Rnd 1 @ Brands Hatch Indy

EDlasia Formula 400 & Rookie 400

RACE 3 - LAP CHART

LAP 1 @ 11:54:56.563

NO	BEHIND	LAP TIME
126		57.524
86	0.294	57.818
48	2.068	59.592
13	3.560	1:01.084
85	3.915	1:01.439
22	5.088	1:02.612
12	5.181	1:02.705
125	5.489	1:03.013
52	5.823	1:03.347
20	6.570	1:04.094
35	7.573	1:05.097
101	8.201	1:05.725
55	9.648	1:07.172
90	9.866	1:07.390
56	10.037	1:07.561
71	10.832	1:08.356
47	11.066	1:08.590
999	11.346	1:08.870
9	12.366	1:09.890
117	13.915	1:11.439
63	14.296	1:11.820
66	14.363	1:11.887
97	17.217	1:14.741

LAP 2 @ 11:55:49.273

NO	BEHIND	LAP TIME
126		52.710
86	0.221	52.637
48	3.928	54.570
13	6.184	55.334
85	6.989	55.784
125	9.286	56.507
12	9.498	57.027
52	10.231	57.118
22	10.879	58.501
20	11.137	57.277
35	13.275	58.412
101	13.649	58.158
90	16.073	58.917
55	17.630	1:00.692
56	17.817	1:00.490
71	19.307	1:01.185
47	19.656	1:01.300
999	19.768	1:01.132
9	20.600	1:00.944
117	24.879	1:03.674
63	25.361	1:03.775
66	25.464	1:03.811
97	31.264	1:06.757

LAP 3 @ 11:56:41.997

NO	BEHIND	LAP TIME
126		52.724
86	0.205	52.708
48	5.151	53.947
13	8.292	54.832
85	9.266	55.001
12	11.982	55.208
125	12.121	55.559
52	13.903	56.396
20	15.219	56.806

22	15.518	57.363
101	18.992	58.067
35	19.543	58.992
90	22.214	58.865
55	25.006	1:00.100
56	25.189	1:00.096
71	26.711	1:00.128
47	27.097	1:00.165
999	27.348	1:00.304
9	27.649	59.773
63	35.971	1:03.334
66	36.023	1:03.283
97	46.221	1:07.681

LAP 4 @ 11:57:34.092

NO	BEHIND	LAP TIME
126		52.095
86	0.161	52.051
48	7.353	54.297
13	11.347	55.150
85	13.225	56.054
12	14.843	54.956
125	15.939	55.913
52	18.796	56.988
20	20.123	56.999
22	20.523	57.100
101	24.516	57.619
35	26.457	59.009
90	28.104	57.985
55	33.751	1:00.840
56	33.809	1:00.715
47	34.150	59.148
71	34.325	59.709
999	34.922	59.669
66	47.048	1:03.120
63	47.169	1:03.293

LAP 5 @ 11:58:27.239

NO	BEHIND	LAP TIME
86		52.986
126	0.104	53.251
48	8.602	54.396
13	13.957	55.757
85	16.081	56.003
12	17.714	56.018
125	18.410	55.618
52	23.174	57.525
20	24.551	57.575
22	24.782	57.406
101	29.381	58.012
35	33.202	59.892
90	33.323	58.366
56	40.775	1:00.113
55	41.531	1:00.927
47	41.750	1:00.747
71	42.349	1:01.171
999	42.976	1:01.201

LAP 6 @ 11:59:20.341

NO	BEHIND	LAP TIME
126		52.998
86	0.129	53.231
66	1 Lap	1:03.269

63	1 Lap	1:03.562
48	9.844	54.344
13	16.005	55.150
85	18.921	55.942
12	20.344	55.732
125	21.285	55.977
52	27.431	57.359
20	28.655	57.206
22	28.898	57.218
101	34.426	58.147
90	38.857	58.636
35	39.402	59.302
47	48.006	59.358
56	48.064	1:00.391
55	50.124	1:01.695
71	50.376	1:01.129
999	50.546	1:00.672

LAP 7 @ 12:00:12.231

NO	BEHIND	LAP TIME
126		51.890
86	0.146	51.907
48	11.962	54.008
66	1 Lap	1:02.547
63	1 Lap	1:02.376
13	19.315	55.200
85	23.084	56.053
12	24.532	56.078
125	25.173	55.778
52	32.986	57.445
20	34.446	57.681
22	34.823	57.815
101	41.083	58.547
90	46.513	59.546
35	46.643	59.131

LAP 8 @ 12:01:05.606

NO	BEHIND	LAP TIME
126		53.375
86	0.275	53.504
47	1 Lap	58.598
56	1 Lap	59.587
55	1 Lap	1:01.738
999	1 Lap	1:01.701
71	1 Lap	1:02.134
48	12.071	53.484
13	21.676	55.736
63	1 Lap	1:01.492
66	1 Lap	1:02.626
85	25.816	56.107
12	27.028	55.871
125	27.584	55.786
52	37.372	57.761
20	38.239	57.168
22	38.594	57.146
101	46.037	58.329

LAP 9 @ 12:01:57.769

NO	BEHIND	LAP TIME
126		52.163
35	1 Lap	58.962
86	0.139	52.027
90	1 Lap	59.192

47	1 Lap	58.180
56	1 Lap	59.860
48	14.526	54.618
999	1 Lap	1:00.031
55	1 Lap	1:02.013
71	1 Lap	1:01.725
13	24.693	55.180
12	30.428	55.563
85	30.631	56.978
63	1 Lap	1:01.349
125	32.344	56.923
66	1 Lap	1:01.684
52	42.386	57.177
20	42.629	56.553
22	42.835	56.404

LAP 10 @ 12:02:49.541

NO	BEHIND	LAP TIME
126		51.772
101	1 Lap	57.954
86	0.451	52.084
90	1 Lap	57.853
35	1 Lap	58.315
47	1 Lap	58.526
48	17.050	54.296
56	1 Lap	59.263
999	1 Lap	1:00.133
55	1 Lap	1:00.863
71	1 Lap	1:00.526
13	28.389	55.468
12	34.270	55.614
85	34.375	55.516
125	37.014	56.442
63	1 Lap	1:01.771
66	1 Lap	1:00.758
20	47.641	56.784
22	48.057	56.994
52	49.263	58.649

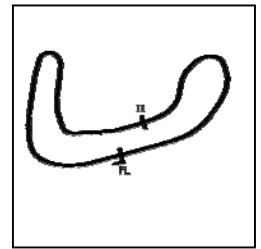
Weather / Track : Cloudy / Dry

Brands Hatch Indy
Circuit Length = 1.2079 miles
Start: 11:53 Flag 12:02 End: 12:04

BMCRC - MRO Championships 2019 - Rnd 1 @ Brands Hatch Indy

EDlasia Formula 400 & Rookie 400

RACE 3 - SECTOR ANALYSIS



SECTOR 1 = FL to I1, SECTOR 2 = I1 to FL, DIFF = Difference To Personal Best Lap, P = Crossed Finish Line in Pit Lane, D = Time Disallowed

P1 126		Glynn DAVIES		Kawasaki -		
IDEAL LAP TIME : 51.772		BEST LAP TIME : 51.772		DIFFERENCE : 0.000		
LAP	SECTOR 1	SECTOR 2	LAP TIME	MPH	DIFF	TIME OF DAY
1 -		21.042	57.524	75.59	5.752	11:54:56.563
2 -	31.654	21.056	52.710	82.50	0.938	11:55:49.273
3 -	31.522	21.202	52.724	82.47	0.952	11:56:41.997
4 -	31.304	20.791	52.095 (3)	83.47	0.323	11:57:34.092
5 -	32.257	20.994	53.251	81.66	1.479	11:58:27.343
6 -	32.124	20.874	52.998	82.05	1.226	11:59:20.341
7 -	31.050	20.840	51.890 (2)	83.80	0.118	12:00:12.231
8 -	32.069	21.306	53.375	81.47	1.603	12:01:05.606
9 -	31.378	20.785	52.163	83.36	0.391	12:01:57.769
10 -	31.026	20.746	51.772 (1)	83.99		12:02:49.541

P2 86		Mathew SCOTT		Kawasaki -		
IDEAL LAP TIME : 51.782		BEST LAP TIME : 51.907		DIFFERENCE : 0.125		
LAP	SECTOR 1	SECTOR 2	LAP TIME	MPH	DIFF	TIME OF DAY
1 -		20.935	57.818	75.21	5.911	11:54:56.857
2 -	31.544	21.093	52.637	82.61	0.730	11:55:49.494
3 -	31.764	20.944	52.708	82.50	0.801	11:56:42.202
4 -	31.187	20.864	52.051 (3)	83.54	0.144	11:57:34.253
5 -	31.969	21.017	52.986	82.07	1.079	11:58:27.239
6 -	32.380	20.851	53.231	81.69	1.324	11:59:20.470
7 -	31.213	20.694	51.907 (1)	83.77		12:00:12.377
8 -	32.027	21.477	53.504	81.27	1.597	12:01:05.881
9 -	31.348	20.679	52.027 (2)	83.58	0.120	12:01:57.908
10 -	31.489	20.595	52.084	83.49	0.177	12:02:49.992

P3 48		Richie WELSH		Yamaha - EDEN'S EXPERIENCES/PETER FLEMING		
IDEAL LAP TIME : 53.484		BEST LAP TIME : 53.484		DIFFERENCE : 0.000		
LAP	SECTOR 1	SECTOR 2	LAP TIME	MPH	DIFF	TIME OF DAY
1 -		21.581	59.592	72.97	6.108	11:54:58.631
2 -	32.910	21.660	54.570	79.68	1.086	11:55:53.201
3 -	32.591	21.356	53.947 (2)	80.60	0.463	11:56:47.148
4 -	32.805	21.492	54.297	80.08	0.813	11:57:41.445
5 -	32.978	21.418	54.396	79.94	0.912	11:58:35.841
6 -	32.802	21.542	54.344	80.01	0.860	11:59:30.185
7 -	32.589	21.419	54.008 (3)	80.51	0.524	12:00:24.193
8 -	32.170	21.314	53.484 (1)	81.30		12:01:17.677
9 -	32.550	22.068	54.618	79.61	1.134	12:02:12.295
10 -	32.422	21.874	54.296	80.09	0.812	12:03:06.591

P4 13 S		Doug EDMONDSON		Yamaha -		
IDEAL LAP TIME : 54.802		BEST LAP TIME : 54.832		DIFFERENCE : 0.030		
LAP	SECTOR 1	SECTOR 2	LAP TIME	MPH	DIFF	TIME OF DAY
1 -		22.117	1:01.084	71.18	6.252	11:55:00.123
2 -	33.400	21.934	55.334	78.58	0.502	11:55:55.457
3 -	32.914	21.918	54.832 (1)	79.30		11:56:50.289
4 -	33.145	22.005	55.150 (2)	78.85	0.318	11:57:45.439
5 -	33.589	22.168	55.757	77.99	0.925	11:58:41.196
6 -	33.262	21.888	55.150 (2)	78.85	0.318	11:59:36.346
7 -	33.174	22.026	55.200	78.77	0.368	12:00:31.546
8 -	33.330	22.406	55.736	78.02	0.904	12:01:27.282
9 -	33.095	22.085	55.180	78.80	0.348	12:02:22.462
10 -	33.326	22.142	55.468	78.39	0.636	12:03:17.930

P5 12		Grant WALDER		Kawasaki - Fins Motorcycles		
IDEAL LAP TIME : 54.956		BEST LAP TIME : 54.956		DIFFERENCE : 0.000		
LAP	SECTOR 1	SECTOR 2	LAP TIME	MPH	DIFF	TIME OF DAY

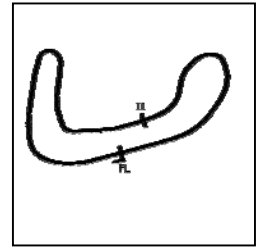
Weather / Track : Cloudy / Dry

Brands Hatch Indy
Circuit Length = 1.2079 miles
Start: 11:53 Flag 12:02 End: 12:04

BMCRC - MRO Championships 2019 - Rnd 1 @ Brands Hatch Indy

EDlasia Formula 400 & Rookie 400

RACE 3 - SECTOR ANALYSIS



SECTOR 1 = FL to I1, SECTOR 2 = I1 to FL, DIFF = Difference To Personal Best Lap, P = Crossed Finish Line in Pit Lane, D = Time Disallowed

1 -		22.438	1:02.705	69.34	7.749	11:55:01.744
2 -	35.234	21.793	57.027	76.25	2.071	11:55:58.771
3 -	33.393	21.815	55.208 (2)	78.76	0.252	11:56:53.979
4 -	33.304	21.652	54.956 (1)	79.12		11:57:48.935
5 -	34.165	21.853	56.018	77.62	1.062	11:58:44.953
6 -	33.861	21.871	55.732	78.02	0.776	11:59:40.685
7 -	34.035	22.043	56.078	77.54	1.122	12:00:36.763
8 -	33.856	22.015	55.871	77.83	0.915	12:01:32.634
9 -	33.607	21.956	55.563 (3)	78.26	0.607	12:02:28.197
10 -	33.630	21.984	55.614	78.19	0.658	12:03:23.811

LAP	SECTOR 1	SECTOR 2	LAP TIME	MPH	DIFF	TIME OF DAY
-----	----------	----------	----------	-----	------	-------------

P6 85

James ROBINSON

Kawasaki - claire palastanga ceramics

IDEAL LAP TIME : 54.804

BEST LAP TIME : 55.001

DIFFERENCE : 0.197

1 -		21.914	1:01.439	70.77	6.438	11:55:00.478
2 -	33.698	22.086	55.784 (3)	77.95	0.783	11:55:56.262
3 -	32.890	22.111	55.001 (1)	79.06		11:56:51.263
4 -	33.832	22.222	56.054	77.57	1.053	11:57:47.317
5 -	33.636	22.367	56.003	77.64	1.002	11:58:43.320
6 -	33.592	22.350	55.942	77.73	0.941	11:59:39.262
7 -	33.516	22.537	56.053	77.58	1.052	12:00:35.315
8 -	33.756	22.351	56.107	77.50	1.106	12:01:31.422
9 -	34.441	22.537	56.978	76.32	1.977	12:02:28.400
10 -	33.103	22.413	55.516 (2)	78.33	0.515	12:03:23.916

LAP	SECTOR 1	SECTOR 2	LAP TIME	MPH	DIFF	TIME OF DAY
-----	----------	----------	----------	-----	------	-------------

P7 125 S

Ben MILES

Yamaha - Allspeed

IDEAL LAP TIME : 55.344

BEST LAP TIME : 55.559

DIFFERENCE : 0.215

1 -		22.527	1:03.013	69.01	7.454	11:55:02.052
2 -	34.270	22.237	56.507	76.95	0.948	11:55:58.559
3 -	33.372	22.187	55.559 (1)	78.27		11:56:54.118
4 -	33.816	22.097	55.913	77.77	0.354	11:57:50.031
5 -	33.646	21.972	55.618 (2)	78.18	0.059	11:58:45.649
6 -	33.688	22.289	55.977	77.68	0.418	11:59:41.626
7 -	33.538	22.240	55.778 (3)	77.96	0.219	12:00:37.404
8 -	33.666	22.120	55.786	77.95	0.227	12:01:33.190
9 -	33.771	23.152	56.923	76.39	1.364	12:02:30.113
10 -	33.988	22.454	56.442	77.04	0.883	12:03:26.555

LAP	SECTOR 1	SECTOR 2	LAP TIME	MPH	DIFF	TIME OF DAY
-----	----------	----------	----------	-----	------	-------------

P8 20

Connor SWYER

Kawasaki - WSC Performace & Owkay clothing

IDEAL LAP TIME : 56.172

BEST LAP TIME : 56.553

DIFFERENCE : 0.381

1 -		22.772	1:04.094	67.84	7.541	11:55:03.133
2 -	34.698	22.579	57.277	75.92	0.724	11:56:00.410
3 -	34.293	22.513	56.806 (3)	76.55	0.253	11:56:57.216
4 -	34.173	22.826	56.999	76.29	0.446	11:57:54.215
5 -	34.723	22.852	57.575	75.52	1.022	11:58:51.790
6 -	34.356	22.850	57.206	76.01	0.653	11:59:48.996
7 -	34.209	23.472	57.681	75.39	1.128	12:00:46.677
8 -	34.605	22.563	57.168	76.06	0.615	12:01:43.845
9 -	33.870	22.683	56.553 (1)	76.89		12:02:40.398
10 -	34.482	22.302	56.784 (2)	76.58	0.231	12:03:37.182

LAP	SECTOR 1	SECTOR 2	LAP TIME	MPH	DIFF	TIME OF DAY
-----	----------	----------	----------	-----	------	-------------

P9 22

Dave HARVIEK

Kawasaki - NW Roofing London Ltd

IDEAL LAP TIME : 56.272

BEST LAP TIME : 56.404

DIFFERENCE : 0.132

1 -		22.660	1:02.612	69.45	6.208	11:55:01.651
2 -	35.761	22.740	58.501	74.33	2.097	11:56:00.152
3 -	35.017	22.346	57.363	75.80	0.959	11:56:57.515
4 -	34.564	22.536	57.100 (3)	76.15	0.696	11:57:54.615

Weather / Track : Cloudy / Dry

Brands Hatch Indy

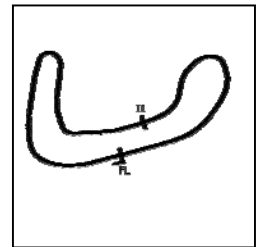
Circuit Length = 1.2079 miles

Start: 11:53 Flag 12:02 End: 12:04

BMCRC - MRO Championships 2019 - Rnd 1 @ Brands Hatch Indy

EDlasia Formula 400 & Rookie 400

RACE 3 - SECTOR ANALYSIS



SECTOR 1 = FL to I1, SECTOR 2 = I1 to FL, DIFF = Difference To Personal Best Lap, P = Crossed Finish Line in Pit Lane, D = Time Disallowed

5 -	34.831	22.575	57.406	75.75	1.002	11:58:52.021
6 -	34.461	22.757	57.218	76.00	0.814	11:59:49.239
7 -	34.511	23.304	57.815	75.21	1.411	12:00:47.054
8 -	34.374	22.772	57.146	76.09	0.742	12:01:44.200
9 -	33.926	22.478	56.404 (1)	77.09		12:02:40.604
10 -	34.288	22.706	56.994 (2)	76.29	0.590	12:03:37.598

P10 52	Gary JARMAN	Kawasaki - G & S Motorcycle tyres
IDEAL LAP TIME : 56.155	BEST LAP TIME : 56.396	DIFFERENCE : 0.241

LAP	SECTOR 1	SECTOR 2	LAP TIME	MPH	DIFF	TIME OF DAY
1 -		22.786	1:03.347	68.64	6.951	11:55:02.386
2 -	34.890	22.228	57.118 (3)	76.13	0.722	11:55:59.504
3 -	33.927	22.469	56.396 (1)	77.10		11:56:55.900
4 -	34.121	22.867	56.988 (2)	76.30	0.592	11:57:52.888
5 -	34.673	22.852	57.525	75.59	1.129	11:58:50.413
6 -	34.424	22.935	57.359	75.81	0.963	11:59:47.772
7 -	34.437	23.008	57.445	75.70	1.049	12:00:45.217
8 -	34.926	22.835	57.761	75.28	1.365	12:01:42.978
9 -	34.504	22.673	57.177	76.05	0.781	12:02:40.155
10 -	36.013	22.636	58.649	74.14	2.253	12:03:38.804

P11 101	Andrew DAVIES	Yamaha - GIBSON EXHAUSTS
IDEAL LAP TIME : 57.619	BEST LAP TIME : 57.619	DIFFERENCE : 0.000

LAP	SECTOR 1	SECTOR 2	LAP TIME	MPH	DIFF	TIME OF DAY
1 -		23.246	1:05.725	66.16	8.106	11:55:04.764
2 -	35.130	23.028	58.158	74.77	0.539	11:56:02.922
3 -	34.958	23.109	58.067	74.88	0.448	11:57:00.989
4 -	34.624	22.995	57.619 (1)	75.47		11:57:58.608
5 -	34.907	23.105	58.012 (3)	74.96	0.393	11:58:56.620
6 -	35.068	23.079	58.147	74.78	0.528	11:59:54.767
7 -	35.174	23.373	58.547	74.27	0.928	12:00:53.314
8 -	35.060	23.269	58.329	74.55	0.710	12:01:51.643
9 -	34.738	23.216	57.954 (2)	75.03	0.335	12:02:49.597

P12 90 S	Steve RAPA	Kawasaki - David Simon Tuning
IDEAL LAP TIME : 57.838	BEST LAP TIME : 57.853	DIFFERENCE : 0.015

LAP	SECTOR 1	SECTOR 2	LAP TIME	MPH	DIFF	TIME OF DAY
1 -		23.435	1:07.390	64.52	9.537	11:55:06.429
2 -	35.977	22.940	58.917	73.80	1.064	11:56:05.346
3 -	35.796	23.069	58.865	73.87	1.012	11:57:04.211
4 -	35.075	22.910	57.985 (2)	74.99	0.132	11:58:02.196
5 -	35.060	23.306	58.366 (3)	74.50	0.513	11:59:00.562
6 -	35.439	23.197	58.636	74.16	0.783	11:59:59.198
7 -	35.194	24.352	59.546	73.02	1.693	12:00:58.744
8 -	35.720	23.472	59.192	73.46	1.339	12:01:57.936
9 -	34.928	22.925	57.853 (1)	75.16		12:02:55.789

P13 35 S	Sam DIGBY-BAKER	Kawasaki -
IDEAL LAP TIME : 57.990	BEST LAP TIME : 58.315	DIFFERENCE : 0.325

LAP	SECTOR 1	SECTOR 2	LAP TIME	MPH	DIFF	TIME OF DAY
1 -		23.124	1:05.097	66.80	6.782	11:55:04.136
2 -	35.221	23.191	58.412 (2)	74.44	0.097	11:56:02.548
3 -	35.681	23.311	58.992	73.71	0.677	11:57:01.540
4 -	35.368	23.641	59.009	73.69	0.694	11:58:00.549
5 -	36.475	23.417	59.892	72.60	1.577	11:59:00.441
6 -	35.614	23.688	59.302	73.32	0.987	11:59:59.743
7 -	35.780	23.351	59.131	73.54	0.816	12:00:58.874
8 -	35.482	23.480	58.962 (3)	73.75	0.647	12:01:57.836
9 -	35.546	22.769	58.315 (1)	74.57		12:02:56.151

Weather / Track : Cloudy / Dry

Brands Hatch Indy
Circuit Length = 1.2079 miles
Start: 11:53 Flag 12:02 End: 12:04

BMCRC - MRO Championships 2019 - Rnd 1 @ Brands Hatch Indy

EDlasia Formula 400 & Rookie 400

RACE 3 - SECTOR ANALYSIS



SECTOR 1 = FL to I1, SECTOR 2 = I1 to FL, DIFF = Difference To Personal Best Lap, P = Crossed Finish Line in Pit Lane, D = Time Disallowed

P14 47		Allan CLARK		Kawasaki - A Clark & Sons Builders		
IDEAL LAP TIME : 58.180		BEST LAP TIME : 58.180		DIFFERENCE : 0.000		
LAP	SECTOR 1	SECTOR 2	LAP TIME	MPH	DIFF	TIME OF DAY
1 -		24.396	1:08.590	63.39	10.410	11:55:07.629
2 -	37.391	23.909	1:01.300	70.93	3.120	11:56:08.929
3 -	36.214	23.951	1:00.165	72.27	1.985	11:57:09.094
4 -	35.318	23.830	59.148	73.52	0.968	11:58:08.242
5 -	36.987	23.760	1:00.747	71.58	2.567	11:59:08.989
6 -	35.827	23.531	59.358	73.26	1.178	12:00:08.347
7 -	35.368	23.230	58.598 (3)	74.21	0.418	12:01:06.945
8 -	35.028	23.152	58.180 (1)	74.74		12:02:05.125
9 -	35.139	23.387	58.526 (2)	74.30	0.346	12:03:03.651

P15 56		Kallam SWYER		Kawasaki - Swyer and sons racing		
IDEAL LAP TIME : 59.130		BEST LAP TIME : 59.263		DIFFERENCE : 0.133		
LAP	SECTOR 1	SECTOR 2	LAP TIME	MPH	DIFF	TIME OF DAY
1 -		24.177	1:07.561	64.36	8.298	11:55:06.600
2 -	37.244	23.246	1:00.490	71.88	1.227	11:56:07.090
3 -	36.597	23.499	1:00.096	72.36	0.833	11:57:07.186
4 -	36.894	23.821	1:00.715	71.62	1.452	11:58:07.901
5 -	36.702	23.411	1:00.113	72.34	0.850	11:59:08.014
6 -	36.788	23.603	1:00.391	72.00	1.128	12:00:08.405
7 -	36.420	23.167	59.587 (2)	72.97	0.324	12:01:07.992
8 -	36.812	23.048	59.860 (3)	72.64	0.597	12:02:07.852
9 -	36.082	23.181	59.263 (1)	73.37		12:03:07.115

P16 999		Jim DALTON		Kawasaki -		
IDEAL LAP TIME : 59.628		BEST LAP TIME : 59.669		DIFFERENCE : 0.041		
LAP	SECTOR 1	SECTOR 2	LAP TIME	MPH	DIFF	TIME OF DAY
1 -		23.782	1:08.870	63.14	9.201	11:55:07.909
2 -	37.244	23.888	1:01.132	71.13	1.463	11:56:09.041
3 -	36.481	23.823	1:00.304	72.11	0.635	11:57:09.345
4 -	35.903	23.766	59.669 (1)	72.87		11:58:09.014
5 -	37.476	23.725	1:01.201	71.05	1.532	11:59:10.215
6 -	36.556	24.116	1:00.672	71.67	1.003	12:00:10.887
7 -	37.472	24.229	1:01.701	70.47	2.032	12:01:12.588
8 -	36.247	23.784	1:00.031 (2)	72.43	0.362	12:02:12.619
9 -	36.406	23.727	1:00.133 (3)	72.31	0.464	12:03:12.752

P17 55 S		Nick COOPER		Honda - Skint Racing - Wemoto.com		
IDEAL LAP TIME : 59.909		BEST LAP TIME : 1:00.100		DIFFERENCE : 0.191		
LAP	SECTOR 1	SECTOR 2	LAP TIME	MPH	DIFF	TIME OF DAY
1 -		23.997	1:07.172	64.73	7.072	11:55:06.211
2 -	36.979	23.713	1:00.692 (2)	71.65	0.592	11:56:06.903
3 -	36.196	23.904	1:00.100 (1)	72.35		11:57:07.003
4 -	36.447	24.393	1:00.840 (3)	71.47	0.740	11:58:07.843
5 -	37.047	23.880	1:00.927	71.37	0.827	11:59:08.770
6 -	37.105	24.590	1:01.695	70.48	1.595	12:00:10.465
7 -	37.179	24.559	1:01.738	70.43	1.638	12:01:12.203
8 -	37.728	24.285	1:02.013	70.12	1.913	12:02:14.216
9 -	36.615	24.248	1:00.863	71.44	0.763	12:03:15.079

P18 71 S		Ben BURNAL		Honda - Violent running syndicate		
IDEAL LAP TIME : 59.446		BEST LAP TIME : 59.709		DIFFERENCE : 0.263		
LAP	SECTOR 1	SECTOR 2	LAP TIME	MPH	DIFF	TIME OF DAY
1 -		24.326	1:08.356	63.61	8.647	11:55:07.395
2 -	37.375	23.810	1:01.185	71.07	1.476	11:56:08.580
3 -	36.396	23.732	1:00.128 (2)	72.32	0.419	11:57:08.708
4 -	35.714	23.995	59.709 (1)	72.82		11:58:08.417

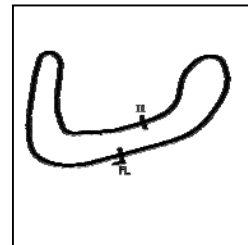
Weather / Track : Cloudy / Dry

Brands Hatch Indy
Circuit Length = 1.2079 miles
Start: 11:53 Flag 12:02 End: 12:04

BMCRC - MRO Championships 2019 - Rnd 1 @ Brands Hatch Indy

EDlasia Formula 400 & Rookie 400

RACE 3 - SECTOR ANALYSIS



SECTOR 1 = FL to I1, SECTOR 2 = I1 to FL, DIFF = Difference To Personal Best Lap, P = Crossed Finish Line in Pit Lane, D = Time Disallowed

5 -	37.227	23.944	1:01.171	71.08	1.462	11:59:09.588
6 -	36.768	24.361	1:01.129	71.13	1.420	12:00:10.717
7 -	37.853	24.281	1:02.134	69.98	2.425	12:01:12.851
8 -	37.197	24.528	1:01.725	70.45	2.016	12:02:14.576
9 -	36.609	23.917	1:00.526 (3)	71.84	0.817	12:03:15.102

P19	63	Daniel HARDY	Kawasaki -			
IDEAL LAP TIME : 1:00.871		BEST LAP TIME : 1:01.349		DIFFERENCE : 0.478		
LAP	SECTOR 1	SECTOR 2	LAP TIME	MPH	DIFF	TIME OF DAY
1 -		25.132	1:11.820	60.54	10.471	11:55:10.859
2 -	38.947	24.828	1:03.775	68.18	2.426	11:56:14.634
3 -	38.724	24.610	1:03.334	68.66	1.985	11:57:17.968
4 -	38.801	24.492	1:03.293	68.70	1.944	11:58:21.261
5 -	39.364	24.198	1:03.562	68.41	2.213	11:59:24.823
6 -	38.176	24.200	1:02.376	69.71	1.027	12:00:27.199
7 -	37.343	24.149	1:01.492 (2)	70.71	0.143	12:01:28.691
8 -	37.416	23.933	1:01.349 (1)	70.88		12:02:30.040
9 -	36.938	24.833	1:01.771 (3)	70.39	0.422	12:03:31.811

P20	66 S/R	Damian COTTRELL	Kawasaki - J P METAL TREATMENTS			
IDEAL LAP TIME : 1:00.555		BEST LAP TIME : 1:00.758		DIFFERENCE : 0.203		
LAP	SECTOR 1	SECTOR 2	LAP TIME	MPH	DIFF	TIME OF DAY
1 -		25.486	1:11.887	60.49	11.129	11:55:10.926
2 -	38.896	24.915	1:03.811	68.14	3.053	11:56:14.737
3 -	38.141	25.142	1:03.283	68.71	2.525	11:57:18.020
4 -	38.272	24.848	1:03.120	68.89	2.362	11:58:21.140
5 -	38.905	24.364	1:03.269	68.73	2.511	11:59:24.409
6 -	38.407	24.140	1:02.547 (3)	69.52	1.789	12:00:26.956
7 -	38.444	24.182	1:02.626	69.43	1.868	12:01:29.582
8 -	37.168	24.516	1:01.684 (2)	70.49	0.926	12:02:31.266
9 -	36.415	24.343	1:00.758 (1)	71.57		12:03:32.024

P21	9 S	Karl COONEY	Kawasaki - Me, Myself and I			
IDEAL LAP TIME : 59.558		BEST LAP TIME : 59.773		DIFFERENCE : 0.215		
LAP	SECTOR 1	SECTOR 2	LAP TIME	MPH	DIFF	TIME OF DAY
1 -		24.614	1:09.890	62.22	10.117	11:55:08.929
2 -	37.382	23.562	1:00.944 (2)	71.35	1.171	11:56:09.873
3 -	35.996	23.777	59.773 (1)	72.75		11:57:09.646

P22	97 S/R	Nicholas TAIG	Honda -			
IDEAL LAP TIME : 1:06.557		BEST LAP TIME : 1:06.757		DIFFERENCE : 0.200		
LAP	SECTOR 1	SECTOR 2	LAP TIME	MPH	DIFF	TIME OF DAY
1 -		26.159	1:14.741	58.18	7.984	11:55:13.780
2 -	40.398	26.359	1:06.757 (1)	65.14		11:56:20.537
3 -	40.619	27.062	1:07.681 (2)	64.25	0.924	11:57:28.218

P23	117 S	Jordan HARRIS	Kawasaki - Steve Jordan Motorcycles			
IDEAL LAP TIME : 1:03.674		BEST LAP TIME : 1:03.674		DIFFERENCE : 0.000		
LAP	SECTOR 1	SECTOR 2	LAP TIME	MPH	DIFF	TIME OF DAY
1 -		25.496	1:11.439	60.87	7.765	11:55:10.478
2 -	38.921	24.753	1:03.674 (1)	68.29		11:56:14.152

BMCRC - MRO Championships 2019 - Rnd 1 @ Brands Hatch Indy

EDlasia Formula 400 & Rookie 400

RACE 3 - BEST SECTORS

SECTOR 1			SECTOR 2			IDEAL / BEST COMPARISON						
POS	NO	NAME	TIME	NO	NAME	TIME	POS	NO	NAME	IDEAL	BEST	DIFF
									PERFECT LAP	51.621		
1	126	DAVIES	31.026	86	SCOTT	20.595	1	126	DAVIES	51.772	51.772	0.000
2	86	SCOTT	31.187	126	DAVIES	20.746	2	86	SCOTT	51.782	51.907	0.125
3	48	WELSH	32.170	48	WELSH	21.314	3	48	WELSH	53.484	53.484	0.000
4	85	ROBINSON	32.890	12	WALDER	21.652	4	13	EDMONDSON	54.802	54.832	0.030
5	13	EDMONDSON	32.914	13	EDMONDSON	21.888	5	85	ROBINSON	54.804	55.001	0.197
6	12	WALDER	33.304	85	ROBINSON	21.914	6	12	WALDER	54.956	54.956	0.000
7	125	MILES	33.372	125	MILES	21.972	7	125	MILES	55.344	55.559	0.215
8	20	SWYER	33.870	52	JARMAN	22.228	8	52	JARMAN	56.155	56.396	0.241
9	22	HARVIEK	33.926	20	SWYER	22.302	9	20	SWYER	56.172	56.553	0.381
10	52	JARMAN	33.927	22	HARVIEK	22.346	10	22	HARVIEK	56.272	56.404	0.132
11	101	DAVIES	34.624	35	DIGBY-BAKER	22.769	11	101	DAVIES	57.619	57.619	0.000
12	90	RAPA	34.928	90	RAPA	22.910	12	90	RAPA	57.838	57.853	0.015
13	47	CLARK	35.028	101	DAVIES	22.995	13	35	DIGBY-BAKER	57.990	58.315	0.325
14	35	DIGBY-BAKER	35.221	56	SWYER	23.048	14	47	CLARK	58.180	58.180	0.000
15	71	BURNAL	35.714	47	CLARK	23.152	15	56	SWYER	59.130	59.263	0.133
16	999	DALTON	35.903	9	COONEY	23.562	16	71	BURNAL	59.446	59.709	0.263
17	9	COONEY	35.996	55	COOPER	23.713	17	9	COONEY	59.558	59.773	0.215
18	56	SWYER	36.082	999	DALTON	23.725	18	999	DALTON	59.628	59.669	0.041
19	55	COOPER	36.196	71	BURNAL	23.732	19	55	COOPER	59.909	1:00.100	0.191
20	66	COTTRELL	36.415	63	HARDY	23.933	20	66	COTTRELL	1:00.555	1:00.758	0.203
21	63	HARDY	36.938	66	COTTRELL	24.140	21	63	HARDY	1:00.871	1:01.349	0.478
22	117	HARRIS	38.921	117	HARRIS	24.753	22	117	HARRIS	1:03.674	1:03.674	0.000
23	97	TAIG	40.398	97	TAIG	26.159	23	97	TAIG	1:06.557	1:06.757	0.200
24												

Weather / Track : Cloudy / Dry

Results can be found at www.tsl-timing.com

Brands Hatch Indy
 Circuit Length = 1.2079 miles
 Start: 11:53 Flag 12:02 End: 12:04

Printed - 12:07 Sunday, 10 March 2019

EDlasia Formula 400 & Rookie 400

RACE 14 - GRID (10 Laps)

ROW 10		28	33	Carl JOHNSTONE					
ROW 9	27	11	Dan RUTH	26	14	Chris BURRAGE	25	24	Harley GODZISZ
ROW 8	24	127	Adam GREEN	23	97	Nicholas TAIG	22	117	Jordan HARRIS
ROW 7	21	63	Daniel HARDY	20	66	Damian COTTRELL	19	55	Nick COOPER
ROW 6	18	9	Karl COONEY	17	71	Ben BURNAL	16	999	Jim DALTON
ROW 5	15	56	Kallam SWYER	14	35	Sam DIGBY-BAKER	13	47	Allan CLARK
ROW 4	12	90	Steve RAPA	11	101	Andrew DAVIES	10	20	Connor SWYER
ROW 3	9	22	Dave HARVIEK	8	52	Gary JARMAN	7	125	Ben MILES
ROW 2	6	85	James ROBINSON	5	12	Grant WALDER	4	13	Doug EDMONDSON
ROW 1	3	48	Richie WELSH	2	86	Mathew SCOTT	1	126	Glynn DAVIES
									Pole

Brands Hatch Indy
Circuit Length = 1.2079 miles

These results are provisional until the conclusion of any judicial and technical matters.

Clerk Of Course :		Timekeeper :
-------------------	--	--------------

Results can be found at www.tsl-timing.com

Printed - 12:10 Sunday, 10 March 2019



BMCRC - MRO Championships 2019 - Rnd 1 @ Brands Hatch Indy



EDlasia Formula 400 & Rookie 400

RACE 14 - CLASSIFICATION

POS	NO	CL	PIC NAME	ENTRY	LAPS	TIME	GAP	DIFF	MPH	BEST	ON
1	126		1 Glynn DAVIES	Kawasaki -	10	8:47.950			82.36	51.761	10
2	86		2 Mathew SCOTT	Kawasaki -	10	8:48.201	0.251	0.251	82.32	51.823	4
3	48		3 Richie WELSH	Yamaha - EDEN'S EXPERIENCES/PETER FLEMING	10	9:15.238	27.288	27.037	78.31	53.979	4
4	13	S	1 Doug EDMONDSON	Yamaha -	10	9:15.773	27.823	0.535	78.24	54.536	10
5	125	S	2 Ben MILES	Yamaha - Allspeed	10	9:25.361	37.411	9.588	76.91	55.023	7
6	85		4 James ROBINSON	Kawasaki - claire palastanga ceramics	10	9:26.348	38.398	0.987	76.78	55.141	10
7	12		5 Grant WALDER	Kawasaki - Fins Motorcycles	10	9:28.481	40.531	2.133	76.49	55.105	10
8	20		6 Connor SWYER	Kawasaki - WSC Performace & Owkay clothing	10	9:28.538	40.588	0.057	76.48	55.407	10
9	22		7 Dave HARVIEK	Kawasaki - NW Roofing London Ltd	10	9:29.382	41.432	0.844	76.37	55.526	10
10	52		8 Gary JARMAN	Kawasaki - G & S Motorcycle tyres	10	9:37.702	49.752	8.320	75.27	56.607	2
11	101		9 Andrew DAVIES	Yamaha - GIBSON EXHAUSTS	9	8:48.314	1 Lap	1 Lap	74.07	57.216	4
12	47		10 Allan CLARK	Kawasaki - A Clark & Sons Builders	9	8:52.936	1 Lap	4.622	73.43	57.789	9
13	35	S	3 Sam DIGBY-BAKER	Kawasaki -	9	8:52.970	1 Lap	0.034	73.43	57.497	9
14	56		11 Kallam SWYER	Kawasaki - Swyer and sons racing	9	8:56.232	1 Lap	3.262	72.98	57.955	7
15	71	S	4 Ben BURNAL	Honda - Violent running syndicate	9	8:58.212	1 Lap	1.980	72.71	58.456	9
16	9	S	5 Karl COONEY	Kawasaki - Me, Myself and I	9	9:07.763	1 Lap	9.551	71.44	58.998	9
17	55	S	6 Nick COOPER	Honda - Skint Racing - Wemoto.com	9	9:10.128	1 Lap	2.365	71.14	59.748	6
18	66	S/R	1 Damian COTTRELL	Kawasaki - J P METAL TREATMENTS	9	9:21.886	1 Lap	11.758	69.65	1:00.589	9
19	999		12 Jim DALTON	Kawasaki -	9	9:26.094	1 Lap	4.208	69.13	1:00.955	2
20	63		13 Daniel HARDY	Kawasaki -	9	9:42.589	1 Lap	16.495	67.17	1:02.547	2

NOT CLASSIFIED

DNF	90	S	Steve RAPA	Kawasaki - David Simon Tuning	3	3:06.718	7 Laps	6 Laps	69.86	1:00.768	3
-----	----	---	------------	-------------------------------	---	----------	--------	--------	-------	----------	---

FASTEST LAP

126			Glynn DAVIES	Kawasaki -	10	51.761			84.01 mph	135.20 kph	
13	S		Doug EDMONDSON	Yamaha -	10	54.536			79.73 mph	128.32 kph	
66	S/R		Damian COTTRELL	Kawasaki - J P METAL TREATMENTS	9	1:00.589			71.77 mph	115.50 kph	

Class - 92.5% of Race Speed = 76.18 mph
 Class S - 92.5% of Race Speed = 72.37 mph
 Class S/R - 92.5% of Race Speed = 64.42 mph

Brands Hatch Indy
 Circuit Length = 1.2079 miles
 Start: 15:18 Flag 15:26 End: 15:27

Weather / Track : Cloudy / Dry
 These results are provisional until the conclusion of any judicial and technical matters.

Clerk Of Course :	Timekeeper :
-------------------	--------------

Results can be found at www.tsl-timing.com

Printed - 15:29 Sunday, 10 March 2019



BMCRC - MRO Championships 2019 - Rnd 1 @ Brands Hatch Indy

EDlasia Formula 400 & Rookie 400

RACE 14 - LAP CHART

LAP 1 @ 15:19:02.250

NO	BEHIND	LAP TIME
126		57.155
86	0.463	57.618
48	2.948	1:00.103
13	3.597	1:00.752
12	3.851	1:01.006
125	4.388	1:01.543
85	4.709	1:01.864
22	5.367	1:02.522
52	6.163	1:03.318
20	6.551	1:03.706
101	7.639	1:04.794
90	7.788	1:04.943
35	8.640	1:05.795
71	9.052	1:06.207
47	9.196	1:06.351
56	9.355	1:06.510
55	10.745	1:07.900
999	11.893	1:09.048
9	12.638	1:09.793
63	13.423	1:10.578
66	14.202	1:11.357

LAP 2 @ 15:19:54.760

NO	BEHIND	LAP TIME
126		52.510
86	0.699	52.746
48	4.987	54.549
13	6.236	55.149
12	7.441	56.100
125	8.037	56.159
85	8.703	56.504
22	9.130	56.273
52	10.260	56.607
20	10.665	56.624
101	14.079	58.950
35	14.773	58.643
47	15.171	58.485
71	16.080	59.538
90	16.285	1:01.007
56	16.451	59.606
55	18.800	1:00.565
9	19.867	59.739
999	20.338	1:00.955
63	23.460	1:02.547
66	23.528	1:01.836

LAP 3 @ 15:20:46.982

NO	BEHIND	LAP TIME
126		52.222
86	0.562	52.085
48	6.983	54.218
13	8.780	54.766
12	11.614	56.395
85	11.921	55.440
125	12.275	56.460
22	12.676	55.768
52	14.709	56.671
20	14.845	56.402
101	20.090	58.233
35	21.562	59.011
47	21.635	58.686

71	22.473	58.615
56	23.707	59.478
90	24.831	1:00.768
55	26.487	59.909
9	27.104	59.459
999	30.261	1:02.145
66	32.083	1:00.777
63	34.511	1:03.273

LAP 4 @ 15:21:39.207

NO	BEHIND	LAP TIME
126		52.225
86	0.160	51.823
48	8.737	53.979
13	11.567	55.012
12	15.481	56.092
85	15.851	56.155
125	16.186	56.136
22	16.504	56.053
20	18.104	55.484
52	19.750	57.266
101	25.081	57.216
47	27.430	58.020
35	27.988	58.651
71	28.837	58.589
56	30.244	58.762
55	34.947	1:00.685
9	35.369	1:00.490
999	40.506	1:02.470
66	40.572	1:00.714
63	45.822	1:03.536

LAP 5 @ 15:22:31.556

NO	BEHIND	LAP TIME
126		52.349
86	0.021	52.210
48	11.885	55.497
13	14.599	55.381
125	20.184	56.347
12	20.879	57.747
85	21.388	57.886
20	21.596	55.841
22	21.747	57.592
52	24.711	57.310
101	30.453	57.721
47	33.835	58.754
35	34.338	58.699
71	35.694	59.206
56	36.807	58.912
55	42.646	1:00.048
9	43.419	1:00.399
66	50.172	1:01.949
999	51.209	1:03.052

LAP 6 @ 15:23:23.848

NO	BEHIND	LAP TIME
86		52.271
126	0.591	52.883
63	1 Lap	1:05.672
48	15.469	55.876
13	17.404	55.097
125	22.956	55.064
12	25.407	56.820

85	25.758	56.662
20	26.134	56.830
22	26.403	56.948
52	29.502	57.083
101	36.328	58.167
47	40.120	58.577
35	40.334	58.288
71	42.294	58.892
56	43.385	58.870
55	50.102	59.748
9	50.647	59.520

LAP 7 @ 15:24:15.979

NO	BEHIND	LAP TIME
86		52.131
126	0.942	52.482
66	1 Lap	1:01.192
999	1 Lap	1:02.518
48	18.789	55.451
13	20.528	55.255
63	1 Lap	1:06.242
125	25.848	55.023
85	28.951	55.324
12	29.878	56.602
20	30.140	56.137
22	30.715	56.443
52	34.795	57.424
101	42.199	58.002
47	46.364	58.375
35	46.762	58.559
56	49.209	57.955
71	49.343	59.180

LAP 8 @ 15:25:08.156

NO	BEHIND	LAP TIME
86		52.177
126	1.069	52.304
9	1 Lap	59.945
55	1 Lap	1:01.297
66	1 Lap	1:02.074
999	1 Lap	1:02.749
48	21.884	55.272
13	22.977	54.626
125	31.211	57.540
63	1 Lap	1:03.881
85	32.727	55.953
20	33.681	55.718
12	34.038	56.337
22	34.543	56.005
52	39.567	56.949
101	47.983	57.961
47	52.086	57.899
35	52.412	57.827

LAP 9 @ 15:26:00.799

NO	BEHIND	LAP TIME
86		52.643
126	0.485	52.059
56	1 Lap	58.094
71	1 Lap	59.529
9	1 Lap	59.420
55	1 Lap	59.943
48	24.705	55.464

13	25.533	55.199
66	1 Lap	1:01.398
999	1 Lap	1:01.865
125	33.974	55.406
85	35.503	55.419
20	37.427	56.389
12	37.672	56.277
22	38.152	56.252
63	1 Lap	1:03.534
52	43.849	56.925

LAP 10 @ 15:26:53.045

NO	BEHIND	LAP TIME
126		51.761
86	0.251	52.497
101	1 Lap	57.270
47	1 Lap	57.789
35	1 Lap	57.497
56	1 Lap	58.045
71	1 Lap	58.456
9	1 Lap	58.998
55	1 Lap	1:00.033
48	27.288	54.829
13	27.823	54.536
66	1 Lap	1:00.589
125	37.411	55.683
999	1 Lap	1:01.292
85	38.398	55.141
12	40.531	55.105
20	40.588	55.407
22	41.432	55.526
52	49.752	58.149
63	1 Lap	1:03.326

Weather / Track : Cloudy / Dry

Brands Hatch Indy
Circuit Length = 1.2079 miles
Start: 15:18 Flag 15:26 End: 15:27

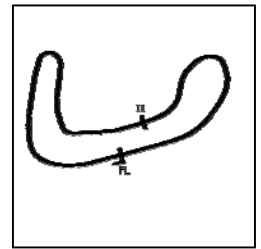
Results can be found at www.tsl-timing.com

Printed - 15:30 Sunday, 10 March 2019

BMCRC - MRO Championships 2019 - Rnd 1 @ Brands Hatch Indy

EDlasia Formula 400 & Rookie 400

RACE 14 - SECTOR ANALYSIS



SECTOR 1 = FL to I1, SECTOR 2 = I1 to FL, DIFF = Difference To Personal Best Lap, P = Crossed Finish Line in Pit Lane, D = Time Disallowed

P1 126		Glynn DAVIES		Kawasaki -		
IDEAL LAP TIME : 51.622		BEST LAP TIME : 51.761		DIFFERENCE : 0.139		
LAP	SECTOR 1	SECTOR 2	LAP TIME	MPH	DIFF	TIME OF DAY
1 -		21.055	57.155	76.08	5.394	15:19:02.250
2 -	31.431	21.079	52.510	82.81	0.749	15:19:54.760
3 -	31.075	21.147	52.222 (3)	83.27	0.461	15:20:46.982
4 -	31.296	20.929	52.225	83.26	0.464	15:21:39.207
5 -	31.039	21.310	52.349	83.06	0.588	15:22:31.556
6 -	32.194	20.689	52.883	82.23	1.122	15:23:24.439
7 -	31.787	20.695	52.482	82.85	0.721	15:24:16.921
8 -	31.401	20.903	52.304	83.14	0.543	15:25:09.225
9 -	31.135	20.924	52.059 (2)	83.53	0.298	15:26:01.284
10 -	30.933	20.828	51.761 (1)	84.01		15:26:53.045

P2 86		Mathew SCOTT		Kawasaki -		
IDEAL LAP TIME : 51.670		BEST LAP TIME : 51.823		DIFFERENCE : 0.153		
LAP	SECTOR 1	SECTOR 2	LAP TIME	MPH	DIFF	TIME OF DAY
1 -		21.048	57.618	75.47	5.795	15:19:02.713
2 -	31.860	20.886	52.746	82.44	0.923	15:19:55.459
3 -	31.309	20.776	52.085 (2)	83.49	0.262	15:20:47.544
4 -	30.967	20.856	51.823 (1)	83.91		15:21:39.367
5 -	31.088	21.122	52.210	83.29	0.387	15:22:31.577
6 -	31.515	20.756	52.271	83.19	0.448	15:23:23.848
7 -	31.370	20.761	52.131 (3)	83.41	0.308	15:24:15.979
8 -	31.320	20.857	52.177	83.34	0.354	15:25:08.156
9 -	31.829	20.814	52.643	82.60	0.820	15:26:00.799
10 -	31.794	20.703	52.497	82.83	0.674	15:26:53.296

P3 48		Richie WELSH		Yamaha - EDEN'S EXPERIENCES/PETER FLEMING		
IDEAL LAP TIME : 53.979		BEST LAP TIME : 53.979		DIFFERENCE : 0.000		
LAP	SECTOR 1	SECTOR 2	LAP TIME	MPH	DIFF	TIME OF DAY
1 -		21.837	1:00.103	72.35	6.124	15:19:05.198
2 -	33.051	21.498	54.549 (3)	79.71	0.570	15:19:59.747
3 -	32.616	21.602	54.218 (2)	80.20	0.239	15:20:53.965
4 -	32.519	21.460	53.979 (1)	80.56		15:21:47.944
5 -	33.294	22.203	55.497	78.35	1.518	15:22:43.441
6 -	33.363	22.513	55.876	77.82	1.897	15:23:39.317
7 -	33.161	22.290	55.451	78.42	1.472	15:24:34.768
8 -	33.136	22.136	55.272	78.67	1.293	15:25:30.040
9 -	33.286	22.178	55.464	78.40	1.485	15:26:25.504
10 -	33.007	21.822	54.829	79.31	0.850	15:27:20.333

P4 13 S		Doug EDMONDSON		Yamaha -		
IDEAL LAP TIME : 54.192		BEST LAP TIME : 54.536		DIFFERENCE : 0.344		
LAP	SECTOR 1	SECTOR 2	LAP TIME	MPH	DIFF	TIME OF DAY
1 -		22.003	1:00.752	71.57	6.216	15:19:05.847
2 -	33.387	21.762	55.149	78.85	0.613	15:20:00.996
3 -	32.908	21.858	54.766 (3)	79.40	0.230	15:20:55.762
4 -	32.893	22.119	55.012	79.04	0.476	15:21:50.774
5 -	33.409	21.972	55.381	78.52	0.845	15:22:46.155
6 -	33.066	22.031	55.097	78.92	0.561	15:23:41.252
7 -	33.066	22.189	55.255	78.70	0.719	15:24:36.507
8 -	32.703	21.923	54.626 (2)	79.60	0.090	15:25:31.133
9 -	33.274	21.925	55.199	78.78	0.663	15:26:26.332
10 -	32.430	22.106	54.536 (1)	79.73		15:27:20.868

P5 125 S		Ben MILES		Yamaha - Allspeed		
IDEAL LAP TIME : 54.920		BEST LAP TIME : 55.023		DIFFERENCE : 0.103		
LAP	SECTOR 1	SECTOR 2	LAP TIME	MPH	DIFF	TIME OF DAY

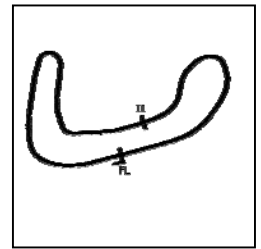
Weather / Track : Cloudy / Dry

Brands Hatch Indy
Circuit Length = 1.2079 miles
Start: 15:18 Flag 15:26 End: 15:27

BMCRC - MRO Championships 2019 - Rnd 1 @ Brands Hatch Indy

EDlasia Formula 400 & Rookie 400

RACE 14 - SECTOR ANALYSIS



SECTOR 1 = FL to I1, SECTOR 2 = I1 to FL, DIFF = Difference To Personal Best Lap, P = Crossed Finish Line in Pit Lane, D = Time Disallowed

Lap	Time	Diff	MPH	Time of Day
1 -	22.024		1:01.543 70.65	6.520 15:19:06.638
2 -	34.037	22.122	56.159 77.43	1.136 15:20:02.797
3 -	34.222	22.238	56.460 77.02	1.437 15:20:59.257
4 -	33.799	22.337	56.136 77.46	1.113 15:21:55.393
5 -	34.222	22.125	56.347 77.17	1.324 15:22:51.740
6 -	33.090	21.974	55.064 (2) 78.97	0.041 15:23:46.804
7 -	33.193	21.830	55.023 (1) 79.03	15:24:41.827
8 -	33.725	23.815	57.540 75.57	2.517 15:25:39.367
9 -	33.366	22.040	55.406 (3) 78.48	0.383 15:26:34.773
10 -	33.401	22.282	55.683 78.09	0.660 15:27:30.456

P6 85 James ROBINSON		Kawasaki - claire palastanga ceramics				
IDEAL LAP TIME : 54.892		BEST LAP TIME : 55.141		DIFFERENCE : 0.249		
LAP	SECTOR 1	SECTOR 2	LAP TIME	MPH	DIFF	TIME OF DAY

1 -		21.916	1:01.864	70.29	6.723	15:19:06.959
2 -	33.742	22.762	56.504	76.96	1.363	15:20:03.463
3 -	33.414	22.026	55.440	78.43	0.299	15:20:58.903
4 -	33.802	22.353	56.155	77.43	1.014	15:21:55.058
5 -	34.967	22.919	57.886	75.12	2.745	15:22:52.944
6 -	34.359	22.303	56.662	76.74	1.521	15:23:49.606
7 -	32.976	22.348	55.324 (2)	78.60	0.183	15:24:44.930
8 -	33.584	22.369	55.953	77.71	0.812	15:25:40.883
9 -	33.088	22.331	55.419 (3)	78.46	0.278	15:26:36.302
10 -	33.088	22.053	55.141 (1) 78.86			15:27:31.443

P7 12 Grant WALDER		Kawasaki - Fins Motorcycles				
IDEAL LAP TIME : 55.105		BEST LAP TIME : 55.105		DIFFERENCE : 0.000		
LAP	SECTOR 1	SECTOR 2	LAP TIME	MPH	DIFF	TIME OF DAY

1 -		21.931	1:01.006	71.28	5.901	15:19:06.101
2 -	34.110	21.990	56.100 (3)	77.51	0.995	15:20:02.201
3 -	34.301	22.094	56.395	77.10	1.290	15:20:58.596
4 -	33.903	22.189	56.092 (2)	77.52	0.987	15:21:54.688
5 -	35.090	22.657	57.747	75.30	2.642	15:22:52.435
6 -	34.579	22.241	56.820	76.53	1.715	15:23:49.255
7 -	34.201	22.401	56.602	76.82	1.497	15:24:45.857
8 -	34.219	22.118	56.337	77.18	1.232	15:25:42.194
9 -	33.947	22.330	56.277	77.27	1.172	15:26:38.471
10 -	33.391	21.714	55.105 (1) 78.91			15:27:33.576

P8 20 Connor SWYER		Kawasaki - WSC Performace & Owkay clothing				
IDEAL LAP TIME : 55.294		BEST LAP TIME : 55.407		DIFFERENCE : 0.113		
LAP	SECTOR 1	SECTOR 2	LAP TIME	MPH	DIFF	TIME OF DAY

1 -		22.498	1:03.706	68.26	8.299	15:19:08.801
2 -	34.070	22.554	56.624	76.79	1.217	15:20:05.425
3 -	33.941	22.461	56.402	77.10	0.995	15:21:01.827
4 -	33.397	22.087	55.484 (2)	78.37	0.077	15:21:57.311
5 -	33.368	22.473	55.841	77.87	0.434	15:22:53.152
6 -	34.418	22.412	56.830	76.51	1.423	15:23:49.982
7 -	34.027	22.110	56.137	77.46	0.730	15:24:46.119
8 -	33.761	21.957	55.718 (3)	78.04	0.311	15:25:41.837
9 -	34.208	22.181	56.389	77.11	0.982	15:26:38.226
10 -	33.337	22.070	55.407 (1) 78.48			15:27:33.633

P9 22 Dave HARVIEK		Kawasaki - NW Roofing London Ltd				
IDEAL LAP TIME : 55.464		BEST LAP TIME : 55.526		DIFFERENCE : 0.062		
LAP	SECTOR 1	SECTOR 2	LAP TIME	MPH	DIFF	TIME OF DAY

1 -		22.016	1:02.522	69.55	6.996	15:19:07.617
2 -	33.527	22.746	56.273	77.27	0.747	15:20:03.890
3 -	33.491	22.277	55.768 (2)	77.97	0.242	15:20:59.658
4 -	33.543	22.510	56.053	77.58	0.527	15:21:55.711

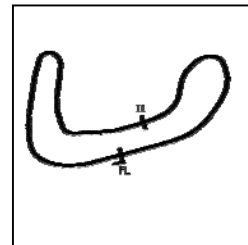
Weather / Track : Cloudy / Dry

Brands Hatch Indy
Circuit Length = 1.2079 miles
Start: 15:18 Flag 15:26 End: 15:27

BMCRC - MRO Championships 2019 - Rnd 1 @ Brands Hatch Indy

EDlasia Formula 400 & Rookie 400

RACE 14 - SECTOR ANALYSIS



SECTOR 1 = FL to I1, SECTOR 2 = I1 to FL, DIFF = Difference To Personal Best Lap, P = Crossed Finish Line in Pit Lane, D = Time Disallowed

5 -	34.730	22.862	57.592	75.50	2.066	15:22:53.303
6 -	34.676	22.272	56.948	76.36	1.422	15:23:50.251
7 -	34.290	22.153	56.443	77.04	0.917	15:24:46.694
8 -	33.836	22.169	56.005 (3)	77.64	0.479	15:25:42.699
9 -	34.279	21.973	56.252	77.30	0.726	15:26:38.951
10 -	33.508	22.018	55.526 (1)	78.31		15:27:34.477

P10	52	Gary JARMAN	Kawasaki - G & S Motorcycle tyres		
IDEAL LAP TIME :	56.299	BEST LAP TIME :	56.607	DIFFERENCE :	0.308

LAP	SECTOR 1	SECTOR 2	LAP TIME	MPH	DIFF	TIME OF DAY
1 -		22.515	1:03.318	68.67	6.711	15:19:08.413
2 -	33.784	22.823	56.607 (1)	76.82		15:20:05.020
3 -	34.072	22.599	56.671 (2)	76.73	0.064	15:21:01.691
4 -	34.706	22.560	57.266	75.93	0.659	15:21:58.957
5 -	34.509	22.801	57.310	75.87	0.703	15:22:56.267
6 -	34.289	22.794	57.083	76.18	0.476	15:23:53.350
7 -	34.702	22.722	57.424	75.72	0.817	15:24:50.774
8 -	34.145	22.804	56.949	76.35	0.342	15:25:47.723
9 -	34.370	22.555	56.925 (3)	76.39	0.318	15:26:44.648
10 -	34.923	23.226	58.149	74.78	1.542	15:27:42.797

P11	101	Andrew DAVIES	Yamaha - GIBSON EXHAUSTS		
IDEAL LAP TIME :	57.131	BEST LAP TIME :	57.216	DIFFERENCE :	0.085

LAP	SECTOR 1	SECTOR 2	LAP TIME	MPH	DIFF	TIME OF DAY
1 -		23.166	1:04.794	67.11	7.578	15:19:09.889
2 -	35.386	23.564	58.950	73.76	1.734	15:20:08.839
3 -	35.195	23.038	58.233	74.67	1.017	15:21:07.072
4 -	34.477	22.739	57.216 (1)	76.00		15:22:04.288
5 -	34.428	23.293	57.721 (3)	75.33	0.505	15:23:02.009
6 -	34.891	23.276	58.167	74.76	0.951	15:24:00.176
7 -	34.920	23.082	58.002	74.97	0.786	15:24:58.178
8 -	34.845	23.116	57.961	75.02	0.745	15:25:56.139
9 -	34.392	22.878	57.270 (2)	75.93	0.054	15:26:53.409

P12	47	Allan CLARK	Kawasaki - A Clark & Sons Builders		
IDEAL LAP TIME :	57.488	BEST LAP TIME :	57.789	DIFFERENCE :	0.301

LAP	SECTOR 1	SECTOR 2	LAP TIME	MPH	DIFF	TIME OF DAY
1 -		23.542	1:06.351	65.53	8.562	15:19:11.446
2 -	35.358	23.127	58.485	74.35	0.696	15:20:09.931
3 -	35.182	23.504	58.686	74.09	0.897	15:21:08.617
4 -	34.662	23.358	58.020 (3)	74.95	0.231	15:22:06.637
5 -	35.482	23.272	58.754	74.01	0.965	15:23:05.391
6 -	35.166	23.411	58.577	74.23	0.788	15:24:03.968
7 -	35.203	23.172	58.375	74.49	0.586	15:25:02.343
8 -	34.944	22.955	57.899 (2)	75.10	0.110	15:26:00.242
9 -	34.533	23.256	57.789 (1)	75.24		15:26:58.031

P13	35 S	Sam DIGBY-BAKER	Kawasaki -		
IDEAL LAP TIME :	57.497	BEST LAP TIME :	57.497	DIFFERENCE :	0.000

LAP	SECTOR 1	SECTOR 2	LAP TIME	MPH	DIFF	TIME OF DAY
1 -		23.785	1:05.795	66.09	8.298	15:19:10.890
2 -	35.183	23.460	58.643	74.15	1.146	15:20:09.533
3 -	35.335	23.676	59.011	73.69	1.514	15:21:08.544
4 -	35.337	23.314	58.651	74.14	1.154	15:22:07.195
5 -	35.464	23.235	58.699	74.08	1.202	15:23:05.894
6 -	35.015	23.273	58.288 (3)	74.60	0.791	15:24:04.182
7 -	35.364	23.195	58.559	74.26	1.062	15:25:02.741
8 -	34.861	22.966	57.827 (2)	75.20	0.330	15:26:00.568
9 -	34.575	22.922	57.497 (1)	75.63		15:26:58.065

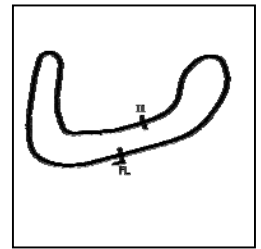
Weather / Track : Cloudy / Dry

Brands Hatch Indy
Circuit Length = 1.2079 miles
Start: 15:18 Flag 15:26 End: 15:27

BMCRC - MRO Championships 2019 - Rnd 1 @ Brands Hatch Indy

EDlasia Formula 400 & Rookie 400

RACE 14 - SECTOR ANALYSIS



SECTOR 1 = FL to I1, SECTOR 2 = I1 to FL, DIFF = Difference To Personal Best Lap, P = Crossed Finish Line in Pit Lane, D = Time Disallowed

P14 56		Kallam SWYER		Kawasaki - Swyer and sons racing		
IDEAL LAP TIME : 57.799		BEST LAP TIME : 57.955		DIFFERENCE : 0.156		
LAP	SECTOR 1	SECTOR 2	LAP TIME	MPH	DIFF	TIME OF DAY
1 -		23.299	1:06.510	65.38	8.555	15:19:11.605
2 -	36.630	22.976	59.606	72.95	1.651	15:20:11.211
3 -	35.992	23.486	59.478	73.11	1.523	15:21:10.689
4 -	35.903	22.859	58.762	74.00	0.807	15:22:09.451
5 -	36.010	22.902	58.912	73.81	0.957	15:23:08.363
6 -	36.080	22.790	58.870	73.86	0.915	15:24:07.233
7 -	35.406	22.549	57.955 (1)	75.03		15:25:05.188
8 -	35.391	22.703	58.094 (3)	74.85	0.139	15:26:03.282
9 -	35.250	22.795	58.045 (2)	74.91	0.090	15:27:01.327

P15 71 S		Ben BURNAL		Honda - Violent running syndicate		
IDEAL LAP TIME : 58.229		BEST LAP TIME : 58.456		DIFFERENCE : 0.227		
LAP	SECTOR 1	SECTOR 2	LAP TIME	MPH	DIFF	TIME OF DAY
1 -		23.677	1:06.207	65.68	7.751	15:19:11.302
2 -	35.985	23.553	59.538	73.03	1.082	15:20:10.840
3 -	35.177	23.438	58.615 (3)	74.18	0.159	15:21:09.455
4 -	35.047	23.542	58.589 (2)	74.22	0.133	15:22:08.044
5 -	35.636	23.570	59.206	73.44	0.750	15:23:07.250
6 -	35.532	23.360	58.892	73.84	0.436	15:24:06.142
7 -	35.592	23.588	59.180	73.48	0.724	15:25:05.322
8 -	36.326	23.203	59.529	73.05	1.073	15:26:04.851
9 -	35.274	23.182	58.456 (1)	74.39		15:27:03.307

P16 9 S		Karl COONEY		Kawasaki - Me, Myself and I		
IDEAL LAP TIME : 58.823		BEST LAP TIME : 58.998		DIFFERENCE : 0.175		
LAP	SECTOR 1	SECTOR 2	LAP TIME	MPH	DIFF	TIME OF DAY
1 -		24.362	1:09.793	62.30	10.795	15:19:14.888
2 -	36.184	23.555	59.739	72.79	0.741	15:20:14.627
3 -	35.787	23.672	59.459 (3)	73.13	0.461	15:21:14.086
4 -	36.233	24.257	1:00.490	71.88	1.492	15:22:14.576
5 -	36.355	24.044	1:00.399	71.99	1.401	15:23:14.975
6 -	35.390	24.130	59.520	73.06	0.522	15:24:14.495
7 -	36.448	23.497	59.945	72.54	0.947	15:25:14.440
8 -	35.950	23.470	59.420 (2)	73.18	0.422	15:26:13.860
9 -	35.565	23.433	58.998 (1)	73.70		15:27:12.858

P17 55 S		Nick COOPER		Honda - Skint Racing - Wemoto.com		
IDEAL LAP TIME : 59.559		BEST LAP TIME : 59.748		DIFFERENCE : 0.189		
LAP	SECTOR 1	SECTOR 2	LAP TIME	MPH	DIFF	TIME OF DAY
1 -		23.907	1:07.900	64.04	8.152	15:19:12.995
2 -	36.749	23.816	1:00.565	71.80	0.817	15:20:13.560
3 -	36.043	23.866	59.909 (2)	72.58	0.161	15:21:13.469
4 -	36.535	24.150	1:00.685	71.65	0.937	15:22:14.154
5 -	36.106	23.942	1:00.048	72.41	0.300	15:23:14.202
6 -	35.743	24.005	59.748 (1)	72.78		15:24:13.950
7 -	37.265	24.032	1:01.297	70.94	1.549	15:25:15.247
8 -	36.002	23.941	59.943 (3)	72.54	0.195	15:26:15.190
9 -	36.061	23.972	1:00.033	72.43	0.285	15:27:15.223

P18 66 S/R		Damian COTTRELL		Kawasaki - J P METAL TREATMENTS		
IDEAL LAP TIME : 1:00.288		BEST LAP TIME : 1:00.589		DIFFERENCE : 0.301		
LAP	SECTOR 1	SECTOR 2	LAP TIME	MPH	DIFF	TIME OF DAY
1 -		24.990	1:11.357	60.94	10.768	15:19:16.452
2 -	37.448	24.388	1:01.836	70.32	1.247	15:20:18.288
3 -	36.653	24.124	1:00.777 (3)	71.55	0.188	15:21:19.065
4 -	36.664	24.050	1:00.714 (2)	71.62	0.125	15:22:19.779

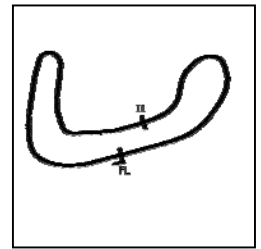
Weather / Track : Cloudy / Dry

Brands Hatch Indy
Circuit Length = 1.2079 miles
Start: 15:18 Flag 15:26 End: 15:27

BMCRC - MRO Championships 2019 - Rnd 1 @ Brands Hatch Indy

EDlasia Formula 400 & Rookie 400

RACE 14 - SECTOR ANALYSIS



SECTOR 1 = FL to I1, SECTOR 2 = I1 to FL, DIFF = Difference To Personal Best Lap, P = Crossed Finish Line in Pit Lane, D = Time Disallowed

5 -	37.281	24.668	1:01.949	70.19	1.360	15:23:21.728
6 -	36.873	24.319	1:01.192	71.06	0.603	15:24:22.920
7 -	37.712	24.362	1:02.074	70.05	1.485	15:25:24.994
8 -	37.567	23.831	1:01.398	70.82	0.809	15:26:26.392
9 -	36.457	24.132	1:00.589 (1)	71.77		15:27:26.981

P19 999		Jim DALTON		Kawasaki -			
IDEAL LAP TIME : 1:00.808		BEST LAP TIME : 1:00.955		DIFFERENCE : 0.147			
LAP	SECTOR 1	SECTOR 2	LAP TIME	MPH	DIFF	TIME OF DAY	
1 -		24.289	1:09.048	62.97	8.093	15:19:14.143	
2 -	36.575	24.380	1:00.955 (1)	71.34		15:20:15.098	
3 -	37.557	24.588	1:02.145	69.97	1.190	15:21:17.243	
4 -	37.743	24.727	1:02.470	69.61	1.515	15:22:19.713	
5 -	38.359	24.693	1:03.052	68.96	2.097	15:23:22.765	
6 -	37.898	24.620	1:02.518	69.55	1.563	15:24:25.283	
7 -	37.866	24.883	1:02.749	69.30	1.794	15:25:28.032	
8 -	37.582	24.283	1:01.865 (3)	70.29	0.910	15:26:29.897	
9 -	37.059	24.233	1:01.292 (2)	70.94	0.337	15:27:31.189	

P20 63		Daniel HARDY		Kawasaki -			
IDEAL LAP TIME : 1:02.442		BEST LAP TIME : 1:02.547		DIFFERENCE : 0.105			
LAP	SECTOR 1	SECTOR 2	LAP TIME	MPH	DIFF	TIME OF DAY	
1 -		24.731	1:10.578	61.61	8.031	15:19:15.673	
2 -	37.711	24.836	1:02.547 (1)	69.52		15:20:18.220	
3 -	37.920	25.353	1:03.273 (2)	68.72	0.726	15:21:21.493	
4 -	38.167	25.369	1:03.536	68.44	0.989	15:22:25.029	
5 -	39.852	25.820	1:05.672	66.21	3.125	15:23:30.701	
6 -	40.448	25.794	1:06.242	65.64	3.695	15:24:36.943	
7 -	38.429	25.452	1:03.881	68.07	1.334	15:25:40.824	
8 -	38.349	25.185	1:03.534	68.44	0.987	15:26:44.358	
9 -	38.045	25.281	1:03.326 (3)	68.67	0.779	15:27:47.684	

P21 90 S		Steve RAPA		Kawasaki - David Simon Tuning			
IDEAL LAP TIME : 58.286		BEST LAP TIME : 1:00.768		DIFFERENCE : 2.482			
LAP	SECTOR 1	SECTOR 2	LAP TIME	MPH	DIFF	TIME OF DAY	
1 -		23.267	1:04.943	66.96	4.175	15:19:10.038	
2 -	35.019	25.988	1:01.007 (2)	71.28	0.239	15:20:11.045	
3 -	36.677	24.091	1:00.768 (1)	71.56		15:21:11.813	

Weather / Track : Cloudy / Dry

Brands Hatch Indy
Circuit Length = 1.2079 miles
Start: 15:18 Flag 15:26 End: 15:27

BMCRC - MRO Championships 2019 - Rnd 1 @ Brands Hatch Indy

EDlasia Formula 400 & Rookie 400

RACE 14 - BEST SECTORS

SECTOR 1			SECTOR 2			IDEAL / BEST COMPARISON						
POS	NO	NAME	TIME	NO	NAME	TIME	POS	NO	NAME	IDEAL	BEST	DIFF
									PERFECT LAP	51.622		
1	126	DAVIES	30.933	126	DAVIES	20.689	1	126	DAVIES	51.622	51.761	0.139
2	86	SCOTT	30.967	86	SCOTT	20.703	2	86	SCOTT	51.670	51.823	0.153
3	13	EDMONDSON	32.430	48	WELSH	21.460	3	48	WELSH	53.979	53.979	0.000
4	48	WELSH	32.519	12	WALDER	21.714	4	13	EDMONDSON	54.192	54.536	0.344
5	85	ROBINSON	32.976	13	EDMONDSON	21.762	5	85	ROBINSON	54.892	55.141	0.249
6	125	MILES	33.090	125	MILES	21.830	6	125	MILES	54.920	55.023	0.103
7	20	SWYER	33.337	85	ROBINSON	21.916	7	12	WALDER	55.105	55.105	0.000
8	12	WALDER	33.391	20	SWYER	21.957	8	20	SWYER	55.294	55.407	0.113
9	22	HARVIEK	33.491	22	HARVIEK	21.973	9	22	HARVIEK	55.464	55.526	0.062
10	52	JARMAN	33.784	52	JARMAN	22.515	10	52	JARMAN	56.299	56.607	0.308
11	101	DAVIES	34.392	56	SWYER	22.549	11	101	DAVIES	57.131	57.216	0.085
12	47	CLARK	34.533	101	DAVIES	22.739	12	47	CLARK	57.488	57.789	0.301
13	35	DIGBY-BAKER	34.575	35	DIGBY-BAKER	22.922	13	35	DIGBY-BAKER	57.497	57.497	0.000
14	90	RAPA	35.019	47	CLARK	22.955	14	56	SWYER	57.799	57.955	0.156
15	71	BURNAL	35.047	71	BURNAL	23.182	15	71	BURNAL	58.229	58.456	0.227
16	56	SWYER	35.250	90	RAPA	23.267	16	90	RAPA	58.286	1:00.768	2.482
17	9	COONEY	35.390	9	COONEY	23.433	17	9	COONEY	58.823	58.998	0.175
18	55	COOPER	35.743	55	COOPER	23.816	18	55	COOPER	59.559	59.748	0.189
19	66	COTTRELL	36.457	66	COTTRELL	23.831	19	66	COTTRELL	1:00.288	1:00.589	0.301
20	999	DALTON	36.575	999	DALTON	24.233	20	999	DALTON	1:00.808	1:00.955	0.147
21	63	HARDY	37.711	63	HARDY	24.731	21	63	HARDY	1:02.442	1:02.547	0.105

Weather / Track : Cloudy / Dry

Results can be found at www.tsl-timing.com

Brands Hatch Indy
Circuit Length = 1.2079 miles
Start: 15:18 Flag 15:26 End: 15:27

Printed - 15:29 Sunday, 10 March 2019

BMCRC-MRO Championships 2019



**TEAM
RESPRO®**



**TEAM RESPRO MRO 600 inc
MSS PERFORMANCE CLUBMAN 600**

Brands Hatch Indy Circuit

9th / 10th April 2019



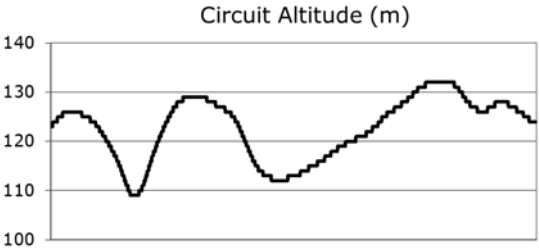
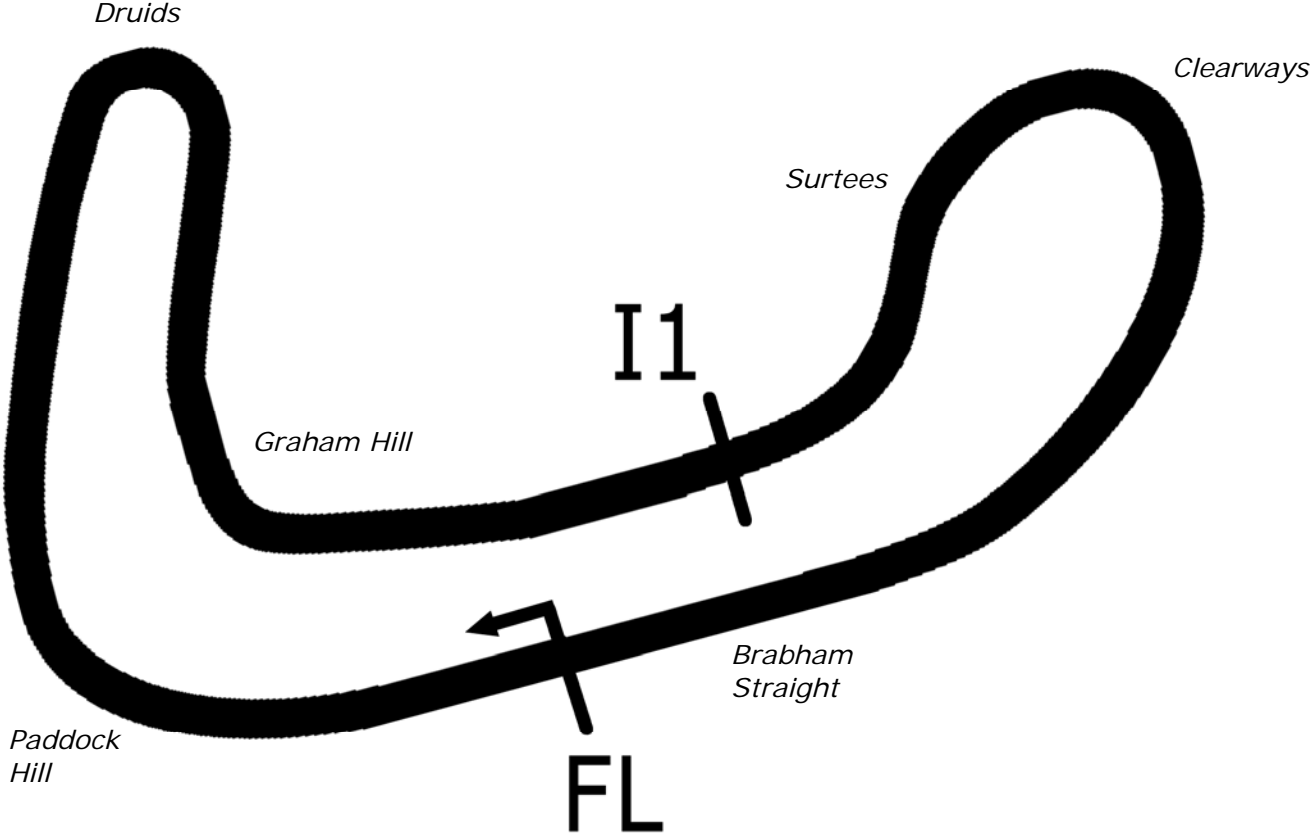
Results Provided by Timing Solutions Ltd
www.tsl-timing.com

Brands Hatch Indy



SPORTS TIMING

TIMING SOLUTIONS LTD



Length	1.2079 miles	1944.0 m	
FL		51.36032 N	0.26032 E
I1	1112m	51.35934 N	0.25955 E
Pit Entry	1669m	51.35911 N	0.25743 E
Pit Exit	26m after FL	51.36027 N	0.26078 E
Pit Entry–Pit Exit 277m, 16.6s @60kph, 12.4s @80kph			

QUALIFYING - CLASSIFICATION

POS	NO	CL	PIC NAME	ENTRY	TIME	ON	LAPS	GAP	DIFF	MPH
1	14		1 Chris BURRAGE	Yamaha - Seton tuning	50.131	10	10			86.74
2	86		2 Jamie KELMAN	Triumph -	50.310	13	14	0.179	0.179	86.43
3	82		3 Andrew SMITH	Kawasaki - MSS Performance / Addition Steel	50.492	9	15	0.361	0.182	86.12
4	56		4 Michael MILLS	Yamaha - A51 Racing	51.020	14	14	0.889	0.528	85.23
5	121		5 Max SYMONDS	Kawasaki - J&C Symonds LTD	51.103	7	8	0.972	0.083	85.09
6	7	C	1 Thomas BENSTED	Triumph -	51.262	11	12	1.131	0.159	84.83
7	912	C	2 Michael WHITE	Yamaha - Race Lab Suspension	51.443	10	14	1.312	0.181	84.53
8	32		6 Mark PIPER	Yamaha - please sponsor me	51.511	13	14	1.380	0.068	84.42
9	60	C	3 Jack YOUNGE	Yamaha - Chase Timber Products	51.570	12	14	1.439	0.059	84.32
10	40		7 David SHELVEY	Suzuki - ymark.com	51.778	12	14	1.647	0.208	83.98
11	25	C	4 Nick WHITCHER	Yamaha -	51.922	13	14	1.791	0.144	83.75
12	95		8 Grant ROBERTSON	Kawasaki -	52.266	5	6	2.135	0.344	83.20
13	81	C	5 Liam DUFFETT	Triumph -	52.518	9	14	2.387	0.252	82.80
14	188	C	6 Dawid KRAWIECKI	Yamaha - Code Blue LTD & D A East Electrical	52.624	13	13	2.493	0.106	82.63
15	17		9 Andy GILL	Kawasaki -	52.732	8	13	2.601	0.108	82.46
16	149	C	7 Callum HAMMETT	Yamaha -	52.963	13	13	2.832	0.231	82.10
17	971		10 Jake PACKHAM	Yamaha - Gasoline alley	53.016	9	14	2.885	0.053	82.02
18	29	C	8 Charlie STONE	Kawasaki -	53.111	14	14	2.980	0.095	81.87
19	661	C	9 Cameron HARRIS	Yamaha - HARRIS PERFORMANCE	53.381	5	9	3.250	0.270	81.46
20	47	C	10 James PEAKE	Yamaha - Sanda, Arienne and Lewis	53.927	4	4	3.796	0.546	80.63
21	50		11 Aditya SINGH BEHAL	Yamaha - Aditya Racing	54.469	13	13	4.338	0.542	79.83
22	69	C	11 Robert WINDEATT	Yamaha - L&W Contractors	54.592	8	13	4.461	0.123	79.65
23	91		12 Ian BAYNES	Honda - Pelham Group	54.918	6	10	4.787	0.326	79.18
24	8	C	12 Dave SAUNDERS	Honda -	54.992	13	13	4.861	0.074	79.07
25	256	C	13 Kevin BARSBY	Triumph -	55.059	7	8	4.928	0.067	78.98
26	83		13 Talan SKEELS-PIGGINS	Yamaha - Talan Racing	57.168	7	8	7.037	2.109	76.06
27	93	C	14 Jack GRISTWOOD	Suzuki -	59.482	6	11	9.351	2.314	73.10

Brands Hatch Indy
 Circuit Length = 1.2079 miles
 Start: 11:03 Flag 11:16 End: 11:18

Weather / Track : Cloudy / Drying
 These results are provisional until the conclusion of any judicial and technical matters.

Clerk Of Course :	Timekeeper :
-------------------	--------------

Results can be found at www.tsl-timing.com

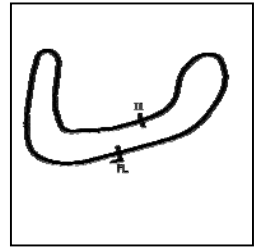
Printed - 11:37 Saturday, 09 March 2019



BMCRC - MRO Championships 2019 - Rnd 1 @ Brands Hatch Indy

Team Respro MRO 600 inc MSS Performance Clubman 600

QUALIFYING - SECTOR ANALYSIS



SECTOR 1 = FL to I1, SECTOR 2 = I1 to FL, DIFF = Difference To Personal Best Lap, P = Crossed Finish Line in Pit Lane, D = Time Disallowed

P1 14		Chris BURRAGE		Yamaha - Seton tuning			
IDEAL LAP TIME : 50.618		BEST LAP TIME : 50.131		DIFFERENCE : -0.487			
LAP	SECTOR 1	SECTOR 2	LAP TIME	MPH	DIFF	TIME OF DAY	
1 -	34.986	21.946	56.932	76.38	6.801	11:05:35.127	
2 -	33.193	20.566	53.759	80.89	3.628	11:06:28.886	
3 -	31.392	20.072	51.464	84.49	1.333	11:07:20.350	
4 -			51.753	84.02	1.622	11:08:12.103	
5 -			52.161	83.36	2.030	11:09:04.264	
6 -			52.266	83.20	2.135	11:09:56.530	
7 -	30.769	19.849	50.618	85.91	0.487	11:10:47.148	
8 -			50.168 (2)	86.68	0.037	11:11:37.316	
9 -			50.557 (3)	86.01	0.426	11:12:27.873	
10 -			50.131 (1)	86.74		11:13:18.004	

P2 86		Jamie KELMAN		Triumph -			
IDEAL LAP TIME : 50.038		BEST LAP TIME : 50.310		DIFFERENCE : 0.272			
LAP	SECTOR 1	SECTOR 2	LAP TIME	MPH	DIFF	TIME OF DAY	
1 -	34.017	21.241	55.258	78.69	4.948	11:05:53.579	
2 -	31.578	20.058	51.636	84.21	1.326	11:06:45.215	
3 -	31.281	19.833	51.114	85.07	0.804	11:07:36.329	
4 -	30.899	20.667	51.566	84.33	1.256	11:08:27.895	
5 -	30.980	19.913	50.893	85.44	0.583	11:09:18.788	
6 -	30.776	21.025	51.801	83.94	1.491	11:10:10.589	
7 -	31.010	19.961	50.971	85.31	0.661	11:11:01.560	
8 -	32.053	20.102	52.155	83.37	1.845	11:11:53.715	
9 -	30.821	19.598	50.419 (2)	86.24	0.109	11:12:44.134	
10 -	30.675	19.948	50.623	85.90	0.313	11:13:34.757	
11 -	30.888	19.985	50.873	85.47	0.563	11:14:25.630	
12 -	30.534	19.940	50.474 (3)	86.15	0.164	11:15:16.104	
13 -	30.440	19.870	50.310 (1)	86.43		11:16:06.414	
14 -	30.572	20.579	51.151	85.01	0.841	11:16:57.565	

P3 82		Andrew SMITH		Kawasaki - MSS Performance / Addition Steel			
IDEAL LAP TIME : 50.117		BEST LAP TIME : 50.492		DIFFERENCE : 0.375			
LAP	SECTOR 1	SECTOR 2	LAP TIME	MPH	DIFF	TIME OF DAY	
1 -	33.267	20.724	53.991	80.54	3.499	11:05:18.920	
2 -	32.348	20.666	53.014	82.02	2.522	11:06:11.934	
3 -	31.261	20.288	51.549	84.35	1.057	11:07:03.483	
4 -	31.053	20.038	51.091	85.11	0.599	11:07:54.574	
5 -	30.825	19.921	50.746	85.69	0.254	11:08:45.320	
6 -	30.898	19.926	50.824	85.56	0.332	11:09:36.144	
7 -	30.570	20.050	50.620	85.90	0.128	11:10:26.764	
8 -	30.645	19.986	50.631	85.88	0.139	11:11:17.395	
9 -	30.562	19.930	50.492 (1)	86.12		11:12:07.887	
10 -	31.244	20.373	51.617	84.24	1.125	11:12:59.504	
11 -	31.935	20.771	52.706	82.50	2.214	11:13:52.210	
12 -	31.455	19.877	51.332	84.71	0.840	11:14:43.542	
13 -	30.725	19.837	50.562 (2)	86.00	0.070	11:15:34.104	
14 -	31.285	19.704	50.989	85.28	0.497	11:16:25.093	
15 -	30.413	20.196	50.609 (3)	85.92	0.117	11:17:15.702	

P4 56		Michael MILLS		Yamaha - A51 Racing			
IDEAL LAP TIME : 50.957		BEST LAP TIME : 51.020		DIFFERENCE : 0.063			
LAP	SECTOR 1	SECTOR 2	LAP TIME	MPH	DIFF	TIME OF DAY	
1 -	OUTLAP	20.975	57.263	75.94	6.243	11:06:00.484	
2 -	31.776	20.396	52.172	83.35	1.152	11:06:52.656	
3 -	31.909	20.710	52.619	82.64	1.599	11:07:45.275	
4 -	31.175	20.431	51.606	84.26	0.586	11:08:36.881	
5 -	31.209	20.325	51.534	84.38	0.514	11:09:28.415	
6 -	32.713	23.555	56.268	77.28	5.248	11:10:24.683	

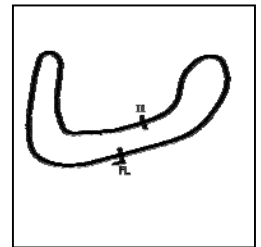
Weather / Track : Cloudy / Drying

Brands Hatch Indy
Circuit Length = 1.2079 miles
Start: 11:03 Flag 11:16 End: 11:18

BMCRC - MRO Championships 2019 - Rnd 1 @ Brands Hatch Indy

Team Respro MRO 600 inc MSS Performance Clubman 600

QUALIFYING - SECTOR ANALYSIS



SECTOR 1 = FL to I1, SECTOR 2 = I1 to FL, DIFF = Difference To Personal Best Lap, P = Crossed Finish Line in Pit Lane, D = Time Disallowed

7 -	31.192	20.315	51.507	84.42	0.487	11:11:16.190
8 -	31.205	20.820	52.025	83.58	1.005	11:12:08.215
9 -	35.838	21.568	57.406	75.75	6.386	11:13:05.621
10 -	30.872	20.435	51.307 (2)	84.75	0.287	11:13:56.928
11 -	30.979	20.432	51.411 (3)	84.58	0.391	11:14:48.339
12 -	31.166	21.236	52.402	82.98	1.382	11:15:40.741
13 -	41.827	21.131	1:02.958	69.07	11.938	11:16:43.699
14 -	30.642	20.378	51.020 (1)	85.23		11:17:34.719

P5 121 Max SYMONDS		Kawasaki - J&C Symonds LTD				
IDEAL LAP TIME : 51.087		BEST LAP TIME : 51.103				
		DIFFERENCE : 0.016				
LAP	SECTOR 1	SECTOR 2	LAP TIME	MPH	DIFF	TIME OF DAY
1 -	35.825	IN PIT	1:54.276 P	38.05	1:03.173	11:06:19.359
2 -	OUTLAP	22.526	59.338	73.28	8.235	11:07:18.697
3 -	33.276	21.962	55.238	78.72	4.135	11:08:13.935
4 -	33.134	IN PIT	5:06.684 P	14.17	4:15.581	11:13:20.619
5 -	OUTLAP	20.971	56.365	77.15	5.262	11:14:16.984
6 -	31.388	20.349	51.737 (3)	84.05	0.634	11:15:08.721
7 -	30.779	20.324	51.103 (1)	85.09		11:15:59.824
8 -	30.763	20.354	51.117 (2)	85.07	0.014	11:16:50.941

P6 7 C Thomas BENSTED		Triumph -				
IDEAL LAP TIME : 51.262		BEST LAP TIME : 51.262				
		DIFFERENCE : 0.000				
LAP	SECTOR 1	SECTOR 2	LAP TIME	MPH	DIFF	TIME OF DAY
1 -	OUTLAP	23.261	1:02.897	69.13	11.635	11:06:41.733
2 -	33.299	21.266	54.565	79.69	3.303	11:07:36.298
3 -	32.291	21.044	53.335	81.53	2.073	11:08:29.633
4 -	32.331	20.719	53.050	81.97	1.788	11:09:22.683
5 -	32.790	21.300	54.090	80.39	2.828	11:10:16.773
6 -	32.062	20.806	52.868	82.25	1.606	11:11:09.641
7 -	31.495	20.368	51.863	83.84	0.601	11:12:01.504
8 -	31.114	20.730	51.844	83.87	0.582	11:12:53.348
9 -	32.034	21.005	53.039	81.98	1.777	11:13:46.387
10 -	31.105	20.406	51.511 (2)	84.42	0.249	11:14:37.898
11 -	30.997	20.265	51.262 (1)	84.83		11:15:29.160
12 -	31.186	20.396	51.582 (3)	84.30	0.320	11:16:20.742

P7 912 C Michael WHITE		Yamaha - Race Lab Suspension				
IDEAL LAP TIME : 51.422		BEST LAP TIME : 51.443				
		DIFFERENCE : 0.021				
LAP	SECTOR 1	SECTOR 2	LAP TIME	MPH	DIFF	TIME OF DAY
1 -	36.782	22.069	58.851	73.89	7.408	11:05:32.213
2 -	33.182	20.987	54.169	80.27	2.726	11:06:26.382
3 -	32.028	20.664	52.692	82.52	1.249	11:07:19.074
4 -	31.843	21.077	52.920	82.17	1.477	11:08:11.994
5 -	32.098	21.108	53.206	81.73	1.763	11:09:05.200
6 -	32.935	20.761	53.696	80.98	2.253	11:09:58.896
7 -	32.029	20.994	53.023	82.01	1.580	11:10:51.919
8 -	31.089	20.786	51.875 (2)	83.82	0.432	11:11:43.794
9 -	31.657	20.549	52.206	83.29	0.763	11:12:36.000
10 -	30.991	20.452	51.443 (1)	84.53		11:13:27.443
11 -	31.368	20.675	52.043 (3)	83.55	0.600	11:14:19.486
12 -	32.141	20.972	53.113	81.87	1.670	11:15:12.599
13 -	31.756	20.431	52.187	83.32	0.744	11:16:04.786
14 -	32.093	20.807	52.900	82.20	1.457	11:16:57.686

P8 32 Mark PIPER		Yamaha - please sponsor me				
IDEAL LAP TIME : 51.511		BEST LAP TIME : 51.511				
		DIFFERENCE : 0.000				
LAP	SECTOR 1	SECTOR 2	LAP TIME	MPH	DIFF	TIME OF DAY
1 -	33.883	21.596	55.479	78.38	3.968	11:05:48.689
2 -	32.046	21.101	53.147	81.82	1.636	11:06:41.836

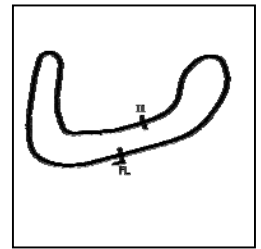
Weather / Track : Cloudy / Drying

Brands Hatch Indy
Circuit Length = 1.2079 miles
Start: 11:03 Flag 11:16 End: 11:18

BMCRC - MRO Championships 2019 - Rnd 1 @ Brands Hatch Indy

Team Respro MRO 600 inc MSS Performance Clubman 600

QUALIFYING - SECTOR ANALYSIS



SECTOR 1 = FL to I1, SECTOR 2 = I1 to FL, DIFF = Difference To Personal Best Lap, P = Crossed Finish Line in Pit Lane, D = Time Disallowed

3 -	32.077	21.025	53.102	81.89	1.591	11:07:34.938
4 -	31.715	21.848	53.563	81.18	2.052	11:08:28.501
5 -	31.845	21.556	53.401	81.43	1.890	11:09:21.902
6 -	32.011	20.975	52.986	82.07	1.475	11:10:14.888
7 -	31.873	20.743	52.616	82.64	1.105	11:11:07.504
8 -	31.351	20.642	51.993	83.63	0.482	11:11:59.497
9 -	31.806	20.694	52.500	82.83	0.989	11:12:51.997
10 -	32.024	20.755	52.779	82.39	1.268	11:13:44.776
11 -	31.181	20.734	51.915 (3)	83.76	0.404	11:14:36.691
12 -	30.957	20.638	51.595 (2)	84.28	0.084	11:15:28.286
13 -	30.946	20.565	51.511 (1)	84.42		11:16:19.797
14 -	31.667	20.758	52.425	82.94	0.914	11:17:12.222

P9 60 C Jack YOUNGE			Yamaha - Chase Timber Products			
IDEAL LAP TIME : 51.547		BEST LAP TIME : 51.570	DIFFERENCE : 0.023			
LAP	SECTOR 1	SECTOR 2	LAP TIME	MPH	DIFF	TIME OF DAY
1 -	35.278	22.532	57.810	75.22	6.240	11:05:57.644
2 -	33.589	21.259	54.848	79.28	3.278	11:06:52.492
3 -	32.398	20.932	53.330	81.54	1.760	11:07:45.822
4 -	31.421	20.438	51.859	83.85	0.289	11:08:37.681
5 -	31.312	20.446	51.758 (2)	84.01	0.188	11:09:29.439
6 -	31.864	20.780	52.644	82.60	1.074	11:10:22.083
7 -	31.598	21.292	52.890	82.21	1.320	11:11:14.973
8 -	31.639	20.680	52.319	83.11	0.749	11:12:07.292
9 -	31.630	20.497	52.127	83.42	0.557	11:12:59.419
10 -	32.009	21.102	53.111	81.87	1.541	11:13:52.530
11 -	31.260	20.551	51.811 (3)	83.93	0.241	11:14:44.341
12 -	31.109	20.461	51.570 (1)	84.32		11:15:35.911
13 -	31.846	20.638	52.484	82.85	0.914	11:16:28.395
14 -	31.711	21.041	52.752	82.43	1.182	11:17:21.147

P10 40 David SHELVEY			Suzuki - ymark.com			
IDEAL LAP TIME : 51.508		BEST LAP TIME : 51.778	DIFFERENCE : 0.270			
LAP	SECTOR 1	SECTOR 2	LAP TIME	MPH	DIFF	TIME OF DAY
1 -	35.037	21.874	56.911	76.41	5.133	11:05:57.483
2 -	32.763	20.921	53.684	81.00	1.906	11:06:51.167
3 -	32.176	20.764	52.940	82.14	1.162	11:07:44.107
4 -	32.124	20.524	52.648	82.59	0.870	11:08:36.755
5 -	31.838	20.484	52.322	83.11	0.544	11:09:29.077
6 -	31.972	20.504	52.476	82.86	0.698	11:10:21.553
7 -	31.350	21.674	53.024	82.01	1.246	11:11:14.577
8 -	31.536	20.748	52.284	83.17	0.506	11:12:06.861
9 -	31.332	20.935	52.267 (3)	83.19	0.489	11:12:59.128
10 -	31.564	20.761	52.325	83.10	0.547	11:13:51.453
11 -	31.553	20.305	51.858 (2)	83.85	0.080	11:14:43.311
12 -	31.602	20.176	51.778 (1)	83.98		11:15:35.089
13 -	32.305	20.768	53.073	81.93	1.295	11:16:28.162
14 -	31.899	20.957	52.856	82.27	1.078	11:17:21.018

P11 25 C Nick WHITCHER			Yamaha -			
IDEAL LAP TIME : 51.847		BEST LAP TIME : 51.922	DIFFERENCE : 0.075			
LAP	SECTOR 1	SECTOR 2	LAP TIME	MPH	DIFF	TIME OF DAY
1 -	35.075	21.893	56.968	76.33	5.046	11:05:26.150
2 -	33.018	21.484	54.502	79.78	2.580	11:06:20.652
3 -	32.652	21.927	54.579	79.67	2.657	11:07:15.231
4 -	32.885	21.185	54.070	80.42	2.148	11:08:09.301
5 -	34.414	21.357	55.771	77.97	3.849	11:09:05.072
6 -	34.560	22.157	56.717	76.67	4.795	11:10:01.789
7 -	32.072	20.878	52.950	82.12	1.028	11:10:54.739
8 -	32.309	21.484	53.793	80.83	1.871	11:11:48.532
9 -	31.739	20.794	52.533 (3)	82.77	0.611	11:12:41.065
10 -	31.813	20.964	52.777	82.39	0.855	11:13:33.842

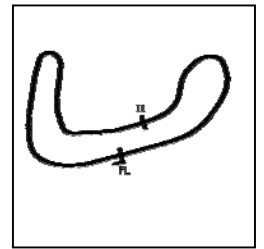
Weather / Track : Cloudy / Drying

Brands Hatch Indy
Circuit Length = 1.2079 miles
Start: 11:03 Flag 11:16 End: 11:18

BMCRC - MRO Championships 2019 - Rnd 1 @ Brands Hatch Indy

Team Respro MRO 600 inc MSS Performance Clubman 600

QUALIFYING - SECTOR ANALYSIS



SECTOR 1 = FL to I1, SECTOR 2 = I1 to FL, DIFF = Difference To Personal Best Lap, P = Crossed Finish Line in Pit Lane, D = Time Disallowed

11 -	32.274	20.836	53.110	81.87	1.188	11:14:26.952
12 -	32.761	20.684	53.445	81.36	1.523	11:15:20.397
13 -	31.530	20.392	51.922 (1)	83.75		11:16:12.319
14 -	31.455	20.634	52.089 (2)	83.48	0.167	11:17:04.408

P12 95		Grant ROBERTSON		Kawasaki -			
IDEAL LAP TIME : 52.266		BEST LAP TIME : 52.266		DIFFERENCE : 0.000			
LAP	SECTOR 1	SECTOR 2	LAP TIME	MPH	DIFF	TIME OF DAY	
1 -	36.642	22.878	59.520	73.06	7.254	11:05:52.805	
2 -	33.475	21.112	54.587	79.66	2.321	11:06:47.392	
3 -	32.533	21.105	53.638 (3)	81.07	1.372	11:07:41.030	
4 -	32.083	20.960	53.043 (2)	81.98	0.777	11:08:34.073	
5 -	31.614	20.652	52.266 (1)	83.20		11:09:26.339	
6 -	33.260	IN PIT	1:21.614 P	53.28	29.348	11:10:47.953	

P13 81 C		Liam DUFFETT		Triumph -			
IDEAL LAP TIME : 52.289		BEST LAP TIME : 52.518		DIFFERENCE : 0.229			
LAP	SECTOR 1	SECTOR 2	LAP TIME	MPH	DIFF	TIME OF DAY	
1 -	34.435	21.735	56.170	77.41	3.652	11:05:22.282	
2 -	33.037	22.007	55.044	79.00	2.526	11:06:17.326	
3 -	35.227	21.720	56.947	76.36	4.429	11:07:14.273	
4 -	32.325	21.902	54.227	80.19	1.709	11:08:08.500	
5 -	33.166	21.897	55.063	78.97	2.545	11:09:03.563	
6 -	32.880	20.857	53.737	80.92	1.219	11:09:57.300	
7 -	32.683	20.766	53.449	81.35	0.931	11:10:50.749	
8 -	32.149	20.815	52.964	82.10	0.446	11:11:43.713	
9 -	32.096	20.422	52.518 (1)	82.80		11:12:36.231	
10 -	32.034	20.753	52.787	82.38	0.269	11:13:29.018	
11 -	32.016	20.709	52.725 (3)	82.47	0.207	11:14:21.743	
12 -	31.867	21.386	53.253	81.65	0.735	11:15:14.996	
13 -	32.179	20.442	52.621 (2)	82.64	0.103	11:16:07.617	
14 -	32.209	20.991	53.200	81.74	0.682	11:17:00.817	

P14 188 C		Dawid KRAWIECKI		Yamaha - Code Blue LTD & D A East Electrical			
IDEAL LAP TIME : 52.624		BEST LAP TIME : 52.624		DIFFERENCE : 0.000			
LAP	SECTOR 1	SECTOR 2	LAP TIME	MPH	DIFF	TIME OF DAY	
1 -	OUTLAP	21.881	59.511	73.07	6.887	11:06:17.168	
2 -	33.535	21.315	54.850	79.28	2.226	11:07:12.018	
3 -	33.254	21.617	54.871	79.25	2.247	11:08:06.889	
4 -	33.405	22.634	56.039	77.59	3.415	11:09:02.928	
5 -	32.827	21.350	54.177	80.26	1.553	11:09:57.105	
6 -	33.441	21.501	54.942	79.14	2.318	11:10:52.047	
7 -	32.691	20.953	53.644	81.06	1.020	11:11:45.691	
8 -	32.450	21.215	53.665	81.03	1.041	11:12:39.356	
9 -	32.398	21.403	53.801	80.82	1.177	11:13:33.157	
10 -	32.470	21.248	53.718	80.95	1.094	11:14:26.875	
11 -	32.447	21.098	53.545 (3)	81.21	0.921	11:15:20.420	
12 -	32.607	20.760	53.367 (2)	81.48	0.743	11:16:13.787	
13 -	32.015	20.609	52.624 (1)	82.63		11:17:06.411	

P15 17		Andy GILL		Kawasaki -			
IDEAL LAP TIME : 52.701		BEST LAP TIME : 52.732		DIFFERENCE : 0.031			
LAP	SECTOR 1	SECTOR 2	LAP TIME	MPH	DIFF	TIME OF DAY	
1 -	37.553	23.881	1:01.434	70.78	8.702	11:05:57.244	
2 -	35.289	21.938	57.227	75.98	4.495	11:06:54.471	
3 -	33.999	21.621	55.620	78.18	2.888	11:07:50.091	
4 -	32.864	21.400	54.264	80.13	1.532	11:08:44.355	
5 -	32.777	21.278	54.055	80.44	1.323	11:09:38.410	
6 -	32.595	21.275	53.870	80.72	1.138	11:10:32.280	
7 -	31.762	21.173	52.935 (2)	82.14	0.203	11:11:25.215	

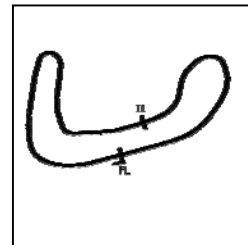
Weather / Track : Cloudy / Drying

Brands Hatch Indy
Circuit Length = 1.2079 miles
Start: 11:03 Flag 11:16 End: 11:18

BMCRC - MRO Championships 2019 - Rnd 1 @ Brands Hatch Indy

Team Respro MRO 600 inc MSS Performance Clubman 600

QUALIFYING - SECTOR ANALYSIS



SECTOR 1 = FL to I1, SECTOR 2 = I1 to FL, DIFF = Difference To Personal Best Lap, P = Crossed Finish Line in Pit Lane, D = Time Disallowed

8 -	31.793	20.939	52.732 (1)	82.46			11:12:17.947
9 -	32.537	21.070	53.607	81.12	0.875		11:13:11.554
10 -	33.213	21.419	54.632	79.59	1.900		11:14:06.186
11 -	32.254	21.301	53.555	81.19	0.823		11:14:59.741
12 -	32.326	21.171	53.497 (3)	81.28	0.765		11:15:53.238
13 -	32.893	21.200	54.093	80.39	1.361		11:16:47.331

P16 149 C		Callum HAMMETT		Yamaha -			
IDEAL LAP TIME : 52.767		BEST LAP TIME : 52.963		DIFFERENCE : 0.196			
LAP	SECTOR 1	SECTOR 2	LAP TIME	MPH	DIFF	TIME OF DAY	
1 -	OUTLAP	24.044	1:07.287	64.62	14.324	11:06:16.745	
2 -	35.516	22.659	58.175	74.75	5.212	11:07:14.920	
3 -	35.263	22.302	57.565	75.54	4.602	11:08:12.485	
4 -	34.148	22.702	56.850	76.49	3.887	11:09:09.335	
5 -	34.176	21.785	55.961	77.70	2.998	11:10:05.296	
6 -	33.697	21.648	55.345	78.57	2.382	11:11:00.641	
7 -	33.418	21.430	54.848	79.28	1.885	11:11:55.489	
8 -	34.067	21.364	55.431	78.45	2.468	11:12:50.920	
9 -	33.764	21.642	55.406	78.48	2.443	11:13:46.326	
10 -	32.595	21.114	53.709 (2)	80.96	0.746	11:14:40.035	
11 -	32.541	21.466	54.007	80.51	1.044	11:15:34.042	
12 -	33.106	20.771	53.877 (3)	80.71	0.914	11:16:27.919	
13 -	31.996	20.967	52.963 (1)	82.10		11:17:20.882	

P17 971		Jake PACKHAM		Yamaha - Gasoline alley			
IDEAL LAP TIME : 53.016		BEST LAP TIME : 53.016		DIFFERENCE : 0.000			
LAP	SECTOR 1	SECTOR 2	LAP TIME	MPH	DIFF	TIME OF DAY	
1 -	38.930	23.660	1:02.590	69.47	9.574	11:05:35.860	
2 -	34.982	22.048	57.030	76.25	4.014	11:06:32.890	
3 -	37.945	22.130	1:00.075	72.38	7.059	11:07:32.965	
4 -	33.442	21.698	55.140	78.86	2.124	11:08:28.105	
5 -	34.321	21.351	55.672	78.11	2.656	11:09:23.777	
6 -	32.946	21.472	54.418	79.91	1.402	11:10:18.195	
7 -	32.802	21.219	54.021	80.49	1.005	11:11:12.216	
8 -	32.632	21.129	53.761	80.88	0.745	11:12:05.977	
9 -	32.066	20.950	53.016 (1)	82.02		11:12:58.993	
10 -	32.520	21.998	54.518	79.76	1.502	11:13:53.511	
11 -	32.452	21.018	53.470 (2)	81.32	0.454	11:14:46.981	
12 -	35.667	21.639	57.306	75.88	4.290	11:15:44.287	
13 -	32.464	21.051	53.515 (3)	81.25	0.499	11:16:37.802	
14 -	32.598	21.488	54.086	80.40	1.070	11:17:31.888	

P18 29 C		Charlie STONE		Kawasaki -			
IDEAL LAP TIME : 53.111		BEST LAP TIME : 53.111		DIFFERENCE : 0.000			
LAP	SECTOR 1	SECTOR 2	LAP TIME	MPH	DIFF	TIME OF DAY	
1 -	38.944	23.772	1:02.716	69.33	9.605	11:05:35.473	
2 -	35.161	23.162	58.323	74.56	5.212	11:06:33.796	
3 -	34.658	21.964	56.622	76.80	3.511	11:07:30.418	
4 -	33.726	21.562	55.288	78.65	2.177	11:08:25.706	
5 -	33.486	21.433	54.919	79.18	1.808	11:09:20.625	
6 -	33.463	21.325	54.788	79.37	1.677	11:10:15.413	
7 -	33.109	21.013	54.122	80.34	1.011	11:11:09.535	
8 -	32.842	21.104	53.946 (3)	80.61	0.835	11:12:03.481	
9 -	33.141	20.954	54.095	80.38	0.984	11:12:57.576	
10 -	33.386	21.429	54.815	79.33	1.704	11:13:52.391	
11 -	33.281	20.921	54.202	80.22	1.091	11:14:46.593	
12 -	32.731	21.301	54.032	80.48	0.921	11:15:40.625	
13 -	32.490	20.824	53.314 (2)	81.56	0.203	11:16:33.939	
14 -	32.313	20.798	53.111 (1)	81.87		11:17:27.050	

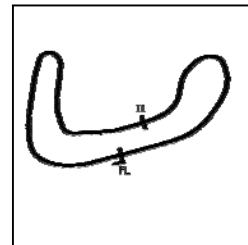
Weather / Track : Cloudy / Drying

Brands Hatch Indy
Circuit Length = 1.2079 miles
Start: 11:03 Flag 11:16 End: 11:18

BMCRC - MRO Championships 2019 - Rnd 1 @ Brands Hatch Indy

Team Respro MRO 600 inc MSS Performance Clubman 600

QUALIFYING - SECTOR ANALYSIS



SECTOR 1 = FL to I1, SECTOR 2 = I1 to FL, DIFF = Difference To Personal Best Lap, P = Crossed Finish Line in Pit Lane, D = Time Disallowed

P19 661 C		Cameron HARRIS		Yamaha - HARRIS PERFORMANCE		
IDEAL LAP TIME :		BEST LAP TIME : 53.381		DIFFERENCE :		
LAP	SECTOR 1	SECTOR 2	LAP TIME	MPH	DIFF	TIME OF DAY
1 -			56.760	76.61	3.379	11:05:37.624
2 -			56.508	76.95	3.127	11:06:34.132
3 -			54.827	79.31	1.446	11:07:28.959
4 -			54.375	79.97	0.994	11:08:23.334
5 -			53.381 (1)	81.46		11:09:16.715
6 -			54.027	80.48	0.646	11:10:10.742
7 -			53.832 (3)	80.78	0.451	11:11:04.574
8 -			53.416 (2)	81.41	0.035	11:11:57.990
9 -			54.951	79.13	1.570	11:12:52.941

P20 47 C		James PEAKE		Yamaha - Sanda, Arienne and Lewis		
IDEAL LAP TIME : 53.922		BEST LAP TIME : 53.927		DIFFERENCE : 0.005		
LAP	SECTOR 1	SECTOR 2	LAP TIME	MPH	DIFF	TIME OF DAY
1 -	OUTLAP	23.029	1:05.189	66.70	11.262	11:06:15.444
2 -	33.770	21.522	55.292 (3)	78.64	1.365	11:07:10.736
3 -	33.429	21.108	54.537 (2)	79.73	0.610	11:08:05.273
4 -	32.814	21.113	53.927 (1)	80.63		11:08:59.200

P21 50		Aditya SINGH BEHAL		Yamaha - Aditya Racing		
IDEAL LAP TIME : 54.469		BEST LAP TIME : 54.469		DIFFERENCE : 0.000		
LAP	SECTOR 1	SECTOR 2	LAP TIME	MPH	DIFF	TIME OF DAY
1 -	38.877	23.714	1:02.591	69.47	8.122	11:06:10.994
2 -	35.994	23.146	59.140	73.53	4.671	11:07:10.134
3 -	35.599	22.644	58.243	74.66	3.774	11:08:08.377
4 -	35.359	22.393	57.752	75.29	3.283	11:09:06.129
5 -	34.827	22.360	57.187	76.04	2.718	11:10:03.316
6 -	35.192	21.802	56.994	76.29	2.525	11:11:00.310
7 -	35.211	21.820	57.031	76.24	2.562	11:11:57.341
8 -	34.394	21.528	55.922	77.76	1.453	11:12:53.263
9 -	34.773	21.747	56.520	76.93	2.051	11:13:49.783
10 -	33.924	21.658	55.582 (3)	78.23	1.113	11:14:45.365
11 -	33.632	21.464	55.096 (2)	78.92	0.627	11:15:40.461
12 -	34.139	21.669	55.808	77.92	1.339	11:16:36.269
13 -	33.350	21.119	54.469 (1)	79.83		11:17:30.738

P22 69 C		Robert WINDEATT		Yamaha - L&W Contractors		
IDEAL LAP TIME : 54.340		BEST LAP TIME : 54.592		DIFFERENCE : 0.252		
LAP	SECTOR 1	SECTOR 2	LAP TIME	MPH	DIFF	TIME OF DAY
1 -	OUTLAP	24.008	1:07.253	64.66	12.661	11:06:12.476
2 -	35.385	22.549	57.934	75.06	3.342	11:07:10.410
3 -	34.926	22.320	57.246	75.96	2.654	11:08:07.656
4 -	33.914	21.811	55.725	78.03	1.133	11:09:03.381
5 -	36.048	22.599	58.647	74.14	4.055	11:10:02.028
6 -	34.239	22.018	56.257	77.29	1.665	11:10:58.285
7 -	33.428	21.442	54.870 (2)	79.25	0.278	11:11:53.155
8 -	33.199	21.393	54.592 (1)	79.65		11:12:47.747
9 -	33.764	21.622	55.386	78.51	0.794	11:13:43.133
10 -	33.928	21.141	55.069 (3)	78.96	0.477	11:14:38.202
11 -	34.046	21.570	55.616	78.18	1.024	11:15:33.818
12 -	34.269	21.544	55.813	77.91	1.221	11:16:29.631
13 -	33.760	21.424	55.184	78.80	0.592	11:17:24.815

P23 91		Ian BAYNES		Honda - Pelham Group		
IDEAL LAP TIME : 54.723		BEST LAP TIME : 54.918		DIFFERENCE : 0.195		
LAP	SECTOR 1	SECTOR 2	LAP TIME	MPH	DIFF	TIME OF DAY
1 -	39.104	23.629	1:02.733	69.31	7.815	11:05:35.786

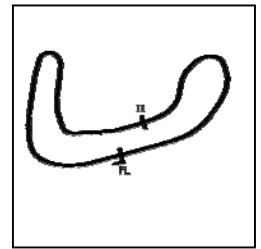
Weather / Track : Cloudy / Drying

Brands Hatch Indy
Circuit Length = 1.2079 miles
Start: 11:03 Flag 11:16 End: 11:18

BMCRC - MRO Championships 2019 - Rnd 1 @ Brands Hatch Indy

Team Respro MRO 600 inc MSS Performance Clubman 600

QUALIFYING - SECTOR ANALYSIS



SECTOR 1 = FL to I1, SECTOR 2 = I1 to FL, DIFF = Difference To Personal Best Lap, P = Crossed Finish Line in Pit Lane, D = Time Disallowed

2 -	35.730	22.509	58.239	74.66	3.321	11:06:34.025
3 -	35.005	21.805	56.810	76.54	1.892	11:07:30.835
4 -	33.674	22.111	55.785	77.95	0.867	11:08:26.620
5 -	33.686	21.621	55.307	78.62	0.389	11:09:21.927
6 -	33.419	21.499	54.918 (1)	79.18		11:10:16.845
7 -	33.492	21.440	54.932 (2)	79.16	0.014	11:11:11.777
8 -	33.283	21.888	55.171	78.82	0.253	11:12:06.948
9 -	33.386	21.557	54.943 (3)	79.14	0.025	11:13:01.891
10 -	33.285	21.697	54.982	79.09	0.064	11:13:56.873

P24 8 C Dave SAUNDERS			Honda -			
IDEAL LAP TIME : 54.992		BEST LAP TIME : 54.992	DIFFERENCE : 0.000			
LAP	SECTOR 1	SECTOR 2	LAP TIME	MPH	DIFF	TIME OF DAY
1 -	38.694	24.099	1:02.793	69.25	7.801	11:05:32.421
2 -	36.229	22.881	59.110	73.56	4.118	11:06:31.531
3 -	35.232	22.959	58.191	74.72	3.199	11:07:29.722
4 -	34.882	22.844	57.726	75.33	2.734	11:08:27.448
5 -	35.195	22.233	57.428	75.72	2.436	11:09:24.876
6 -	34.917	22.146	57.063	76.20	2.071	11:10:21.939
7 -	34.210	21.661	55.871	77.83	0.879	11:11:17.810
8 -	34.486	22.294	56.780	76.58	1.788	11:12:14.590
9 -	33.853	21.961	55.814 (3)	77.91	0.822	11:13:10.404
10 -	34.695	21.935	56.630	76.78	1.638	11:14:07.034
11 -	33.699	21.728	55.427 (2)	78.45	0.435	11:15:02.461
12 -	34.182	21.987	56.169	77.42	1.177	11:15:58.630
13 -	33.504	21.488	54.992 (1)	79.07		11:16:53.622

P25 256 C Kevin BARSBY			Triumph -			
IDEAL LAP TIME : 55.011		BEST LAP TIME : 55.059	DIFFERENCE : 0.048			
LAP	SECTOR 1	SECTOR 2	LAP TIME	MPH	DIFF	TIME OF DAY
1 -	OUTLAP	23.237	1:02.026	70.10	6.967	11:06:17.081
2 -	35.597	22.691	58.288	74.60	3.229	11:07:15.369
3 -	34.821	21.942	56.763	76.60	1.704	11:08:12.132
4 -	34.055	22.214	56.269	77.28	1.210	11:09:08.401
5 -	33.884	22.127	56.011	77.63	0.952	11:10:04.412
6 -	33.878	21.758	55.636 (3)	78.16	0.577	11:11:00.048
7 -	33.510	21.549	55.059 (1)	78.98		11:11:55.107
8 -	33.838	21.501	55.339 (2)	78.58	0.280	11:12:50.446

P26 83 Talan SKEELS-PIGGINS			Yamaha - Talan Racing			
IDEAL LAP TIME : 57.051		BEST LAP TIME : 57.168	DIFFERENCE : 0.117			
LAP	SECTOR 1	SECTOR 2	LAP TIME	MPH	DIFF	TIME OF DAY
1 -	OUTLAP	25.669	1:08.552	63.43	11.384	11:05:58.297
2 -	39.470	24.838	1:04.308	67.62	7.140	11:07:02.605
3 -	37.617	23.883	1:01.500	70.70	4.332	11:08:04.105
4 -	35.943	23.225	59.168	73.49	2.000	11:09:03.273
5 -	35.750	22.897	58.647	74.14	1.479	11:10:01.920
6 -	35.529	22.509	58.038 (3)	74.92	0.870	11:10:59.958
7 -	34.839	22.329	57.168 (1)	76.06		11:11:57.126
8 -	35.177	22.212	57.389 (2)	75.77	0.221	11:12:54.515

P27 93 C Jack GRISTWOOD			Suzuki -			
IDEAL LAP TIME : 59.409		BEST LAP TIME : 59.482	DIFFERENCE : 0.073			
LAP	SECTOR 1	SECTOR 2	LAP TIME	MPH	DIFF	TIME OF DAY
1 -	OUTLAP	24.371	1:09.355	62.70	9.873	11:07:05.894
2 -	38.417	23.672	1:02.089	70.03	2.607	11:08:07.983
3 -	37.944	24.569	1:02.513	69.56	3.031	11:09:10.496
4 -	39.303	23.676	1:02.979	69.04	3.497	11:10:13.475
5 -	37.879	23.923	1:01.802	70.36	2.320	11:11:15.277
6 -	36.226	23.256	59.482 (1)	73.10		11:12:14.759

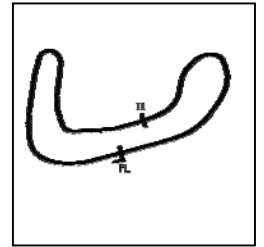
Weather / Track : Cloudy / Drying

Brands Hatch Indy
Circuit Length = 1.2079 miles
Start: 11:03 Flag 11:16 End: 11:18

BMCRC - MRO Championships 2019 - Rnd 1 @ Brands Hatch Indy

Team Respro MRO 600 inc MSS Performance Clubman 600

QUALIFYING - SECTOR ANALYSIS



SECTOR 1 = FL to I1, SECTOR 2 = I1 to FL, DIFF = Difference To Personal Best Lap, P = Crossed Finish Line in Pit Lane, D = Time Disallowed

7 -	36.391	23.294	59.685 (2)	72.85	0.203	11:13:14.444
8 -	36.153	24.224	1:00.377 (3)	72.02	0.895	11:14:14.821
9 -	37.509	24.109	1:01.618	70.57	2.136	11:15:16.439
10 -	37.001	23.560	1:00.561	71.80	1.079	11:16:17.000
11 -	37.043	23.582	1:00.625	71.72	1.143	11:17:17.625

BMCRC - MRO Championships 2019 - Rnd 1 @ Brands Hatch Indy

Team Respro MRO 600 inc MSS Performance Clubman 600

QUALIFYING - BEST SECTORS

SECTOR 1			SECTOR 2			IDEAL / BEST COMPARISON						
POS	NO	NAME	TIME	NO	NAME	TIME	POS	NO	NAME	IDEAL	BEST	DIFF
									PERFECT LAP	50.011		
1	82	SMITH	30.413	86	KELMAN	19.598	1	86	KELMAN	50.038	50.310	0.272
2	86	KELMAN	30.440	82	SMITH	19.704	2	82	SMITH	50.117	50.492	0.375
3	56	MILLS	30.642	14	BURRAGE	19.849	3	14	BURRAGE	50.618	50.131	-0.487
4	121	SYMONDS	30.763	40	SHELVEY	20.176	4	56	MILLS	50.957	51.020	0.063
5	14	BURRAGE	30.769	7	BENSTED	20.265	5	121	SYMONDS	51.087	51.103	0.016
6	32	PIPER	30.946	56	MILLS	20.315	6	7	BENSTED	51.262	51.262	0.000
7	912	WHITE	30.991	121	SYMONDS	20.324	7	912	WHITE	51.422	51.443	0.021
8	7	BENSTED	30.997	25	WHITCHER	20.392	8	40	SHELVEY	51.508	51.778	0.270
9	60	YOUNGE	31.109	81	DUFFETT	20.422	9	32	PIPER	51.511	51.511	0.000
10	40	SHELVEY	31.332	912	WHITE	20.431	10	60	YOUNGE	51.547	51.570	0.023
11	25	WHITCHER	31.455	60	YOUNGE	20.438	11	25	WHITCHER	51.847	51.922	0.075
12	95	ROBERTSON	31.614	32	PIPER	20.565	12	95	ROBERTSON	52.266	52.266	0.000
13	17	GILL	31.762	188	KRAWIECKI	20.609	13	81	DUFFETT	52.289	52.518	0.229
14	81	DUFFETT	31.867	95	ROBERTSON	20.652	14	188	KRAWIECKI	52.624	52.624	0.000
15	149	HAMMETT	31.996	149	HAMMETT	20.771	15	17	GILL	52.701	52.732	0.031
16	188	KRAWIECKI	32.015	29	STONE	20.798	16	149	HAMMETT	52.767	52.963	0.196
17	971	PACKHAM	32.066	17	GILL	20.939	17	971	PACKHAM	53.016	53.016	0.000
18	29	STONE	32.313	971	PACKHAM	20.950	18	29	STONE	53.111	53.111	0.000
19	47	PEAKE	32.814	47	PEAKE	21.108	19	47	PEAKE	53.922	53.927	0.005
20	69	WINDEATT	33.199	50	SINGH BEHAL	21.119	20	69	WINDEATT	54.340	54.592	0.252
21	91	BAYNES	33.283	69	WINDEATT	21.141	21	50	SINGH BEHAL	54.469	54.469	0.000
22	50	SINGH BEHAL	33.350	91	BAYNES	21.440	22	91	BAYNES	54.723	54.918	0.195
23	8	SAUNDERS	33.504	8	SAUNDERS	21.488	23	8	SAUNDERS	54.992	54.992	0.000
24	256	BARSBY	33.510	256	BARSBY	21.501	24	256	BARSBY	55.011	55.059	0.048
25	83	SKEELS-PIGGINS	34.839	83	SKEELS-PIGGINS	22.212	25	83	SKEELS-PIGGINS	57.051	57.168	0.117
26	93	GRISTWOOD	36.153	93	GRISTWOOD	23.256	26	93	GRISTWOOD	59.409	59.482	0.073
27							27	661	HARRIS		53.381	

Weather / Track : Cloudy / Drying

Results can be found at www.tsl-timing.com

Brands Hatch Indy
Circuit Length = 1.2079 miles
Start: 11:03 Flag 11:16 End: 11:18

Printed - 11:39 Saturday, 09 March 2019

RACE 8 - GRID (10 Laps)

ROW 9	27	59.482	93	Jack GRISTWOOD	26	57.168	83	Talan SKEELS-PIGGINS	25	55.059	256	Kevin BARSBY
ROW 8	24	54.992	8	Dave SAUNDERS	23	54.918	91	Ian BAYNES	22	54.592	69	Robert WINDEATT
ROW 7	21	54.469	50	Aditya SINGH BEHAL	20	53.927	47	James PEAKE	19	53.381	661	Cameron HARRIS
ROW 6	18	53.111	29	Charlie STONE	17	53.016	971	Jake PACKHAM	16	52.963	149	Callum HAMMETT
ROW 5	15	52.732	17	Andy GILL	14	52.624	188	Dawid KRAWIECKI	13	52.518	81	Liam DUFFETT
ROW 4	12	52.266	95	Grant ROBERTSON	11	51.922	25	Nick WHITCHER	10	51.778	40	David SHELVEY
ROW 3	9	51.570	60	Jack YOUNGE	8	51.511	32	Mark PIPER	7	51.443	912	Michael WHITE
ROW 2	6	51.262	7	Thomas BENSTED	5	51.103	121	Max SYMONDS	4	51.020	56	Michael MILLS
ROW 1	3	50.492	82	Andrew SMITH	2	50.310	86	Jamie KELMAN	1	50.131	14	Chris BURRAGE
Pole												

Brands Hatch Indy
Circuit Length = 1.2079 miles

These results are provisional until the conclusion of any judicial and technical matters.

Clerk Of Course :	Timekeeper :
-------------------	--------------

Results can be found at www.tsl-timing.com

Printed - 11:40 Saturday, 09 March 2019



BMCRC - MRO Championships 2019 - Rnd 1 @ Brands Hatch Indy

Team Respro MRO 600 inc MSS Performance Clubman 600



RACE 8 - CLASSIFICATION

POS	NO	CL	PIC NAME	ENTRY	LAPS	TIME	GAP	DIFF	MPH	BEST	ON
1	14		1 Chris BURRAGE	Yamaha - Seton tuning	10	8:23.365			86.39	49.548	5
2	86		2 Jamie KELMAN	Triumph -	10	8:26.941	3.576	3.576	85.78	49.925	6
3	82		3 Andrew SMITH	Kawasaki - MSS Performance / Addition Steel	10	8:27.676	4.311	0.735	85.65	49.587	10
4	121		4 Max SYMONDS	Kawasaki - J&C Symonds LTD	10	8:28.133	4.768	0.457	85.58	49.648	10
5	60	C	1 Jack YOUNGE	Yamaha - Chase Timber Products	10	8:39.824	16.459	11.691	83.65	50.845	8
6	912	C	2 Michael WHITE	Yamaha - Race Lab Suspension	10	8:39.996	16.631	0.172	83.62	50.934	9
7	7	C	3 Thomas BENSTED	Triumph -	10	8:40.254	16.889	0.258	83.58	50.837	8
8	56		5 Michael MILLS	Yamaha - A51 Racing	10	8:40.626	17.261	0.372	83.52	51.067	8
9	32		6 Mark PIPER	Yamaha - please sponsor me	10	8:41.905	18.540	1.279	83.32	50.935	10
10	40		7 David SHELVEY	Suzuki - ymark.com	10	8:41.997	18.632	0.092	83.30	50.928	10
11	25	C	4 Nick WHITCHER	Yamaha -	10	8:46.452	23.087	4.455	82.60	51.649	3
12	661*	C	5 Cameron HARRIS	Yamaha - HARRIS PERFORMANCE	10	8:49.523	26.158	3.071	82.12	51.315	8
13	81	C	6 Liam DUFFETT	Triumph -	10	8:49.524	26.159	0.001	82.12	51.514	8
14	95		8 Grant ROBERTSON	Kawasaki -	10	8:49.672	26.307	0.148	82.09	51.526	8
15	188	C	7 Dawid KRAWIECKI	Yamaha - Code Blue LTD & D A East Electrical	10	8:50.513	27.148	0.841	81.96	51.349	8
16	17		9 Andy GILL	Kawasaki -	10	8:51.493	28.128	0.980	81.81	51.450	9
17	149	C	8 Callum HAMMETT	Yamaha -	10	8:54.969	31.604	3.476	81.28	51.568	8
18	29	C	9 Charlie STONE	Kawasaki -	10	8:57.252	33.887	2.283	80.94	52.002	8
19	47	C	10 James PEAKE	Yamaha - Sanda, Arienne and Lewis	10	9:01.646	38.281	4.394	80.28	52.256	10
20	50		10 Aditya SINGH BEHAL	Yamaha - Aditya Racing	10	9:12.883	49.518	11.237	78.65	53.607	7
21	91		11 Ian BAYNES	Honda - Pelham Group	10	9:13.624	50.259	0.741	78.54	53.750	10
22	8	C	11 Dave SAUNDERS	Honda -	10	9:14.277	50.912	0.653	78.45	53.815	9
23	971		12 Jake PACKHAM	Yamaha - Gasoline alley	10	9:14.581	51.216	0.304	78.41	52.924	4
24	256		13 Kevin BARSBY	Triumph -	10	9:14.700	51.335	0.119	78.39	53.789	4
25	83		14 Talan SKEELS-PIGGINS	Yamaha - Talan Racing	10	9:14.727	51.362	0.027	78.39	53.970	9
26	69	C	12 Robert WINDEATT	Yamaha - L&W Contractors	9	8:24.216	1 Lap	1 Lap	77.62	53.930	9
27	93	C	13 Jack GRISTWOOD	Suzuki -	9	8:55.118	1 Lap	30.902	73.13	57.926	3

FASTEST LAP

14	Chris BURRAGE	Yamaha - Seton tuning	5	49.548	87.76 mph	141.24 kph
7 C	Thomas BENSTED	Triumph -	8	50.837	85.54 mph	137.66 kph

No. 661 Please fit a working tranponder
Class - 92.5% of Race Speed = 79.91 mph
Class C - 92.5% of Race Speed = 77.37 mph

Brands Hatch Indy
 Circuit Length = 1.2079 miles
 Start: 14:22 Flag 14:30 End: 14:32

Weather / Track : Cloudy / Dry

These results are provisional until the conclusion of any judicial and technical matters.

Clerk Of Course :	Timekeeper :
-------------------	--------------

Results can be found at www.tsl-timing.com

Printed - 17:41 Saturday, 09 March 2019



BMCRC - MRO Championships 2019 - Rnd 1 @ Brands Hatch Indy

Team Respro MRO 600 inc MSS Performance Clubman 600

RACE 8 - LAP CHART

LAP 1 @ 14:23:29.038			LAP 2 @ 14:24:19.456			LAP 3 @ 14:25:09.849			LAP 4 @ 14:25:59.777			LAP 5 @ 14:26:49.325		
NO	BEHIND	LAP TIME	NO	BEHIND	LAP TIME	NO	BEHIND	LAP TIME	NO	BEHIND	LAP TIME	NO	BEHIND	LAP TIME
86		54.761	86		50.418	86		50.393	14		49.731	14		49.548
14	1.134	55.895	14	0.859	50.143	14	0.197	49.731	86	0.201	50.129	86	0.593	49.940
121	1.703	56.464	121	1.791	50.506	121	1.760	50.362	121	2.139	50.307	121	2.845	50.254
912	2.274	57.035	82	3.171	51.229	82	2.817	50.039	82	2.813	49.924	82	3.059	49.794
82	2.360	57.121	912	3.922	52.066	912	4.769	51.240	56	6.787	51.479	56	8.521	51.282
56	2.731	57.492	56	4.131	51.818	56	5.236	51.498	912	6.924	52.083	912	8.971	51.595
32	3.005	57.766	7	4.292	51.547	7	5.331	51.432	7	7.108	51.705	7	9.124	51.564
7	3.163	57.924	32	4.735	52.148	60	5.563	51.139	60	7.507	51.872	60	9.192	51.233
60	3.637	58.398	60	4.817	51.598	32	5.938	51.596	32	7.861	51.851	32	9.866	51.553
40	4.013	58.774	40	5.408	51.813	40	6.217	51.202	40	8.017	51.728	40	9.995	51.526
25	4.459	59.220	25	5.808	51.767	25	7.064	51.649	25	9.145	52.009	25	11.507	51.910
81	4.715	59.476	81	7.105	52.808	81	9.264	52.552	81	12.023	52.687	81	14.559	52.084
188	5.174	59.935	188	7.555	52.799	188	9.633	52.471	188	12.272	52.567	661	14.796	51.803
95	5.462	1:00.223	95	7.639	52.595	95	9.727	52.481	95	12.333	52.534	188	15.579	52.855
661	5.641	1:00.402	661	8.118	52.895	661	9.942	52.217	661	12.541	52.527	95	15.623	52.838
971	6.822	1:01.583	17	8.669	52.245	17	10.632	52.356	17	13.096	52.392	17	16.273	52.725
17	6.842	1:01.603	971	10.554	54.150	29	13.567	53.042	971	16.591	52.924	29	20.449	52.938
47	7.539	1:02.300	29	10.918	53.473	971	13.595	53.434	29	17.059	53.420	149	20.840	52.509
149	7.667	1:02.428	47	11.411	54.290	47	15.185	54.167	149	17.879	52.528	971	22.554	55.511
29	7.863	1:02.624	149	11.667	54.418	149	15.279	54.005	47	18.965	53.708	47	22.842	53.425
256	8.280	1:03.041	256	12.864	55.002	256	16.998	54.527	256	20.859	53.789	256	25.584	54.273
50	8.465	1:03.226	50	13.355	55.308	50	17.431	54.469	50	21.528	54.025	50	26.483	54.503
91	8.807	1:03.568	91	14.065	55.676	91	18.342	54.670	91	22.851	54.437	91	27.684	54.381
83	9.434	1:04.195	83	14.717	55.701	83	18.737	54.413	83	23.324	54.515	83	28.072	54.296
69	10.231	1:04.992	8	15.111	54.749	8	19.099	54.381	8	23.551	54.380	8	28.377	54.374
8	10.780	1:05.541	69	15.958	56.145	69	21.042	55.477	69	26.697	55.583	69	31.881	54.732
93	11.256	1:06.017	93	18.856	58.018	93	26.389	57.926	93	34.551	58.090	93	44.085	59.082

Weather / Track : Cloudy / Dry

Brands Hatch Indy
 Circuit Length = 1.2079 miles
 Start: 14:22 Flag 14:30 End: 14:32

BMCRC - MRO Championships 2019 - Rnd 1 @ Brands Hatch Indy

Team Respro MRO 600 inc MSS Performance Clubman 600

RACE 8 - LAP CHART

LAP 6 @ 14:27:38.907			LAP 7 @ 14:28:28.531			LAP 8 @ 14:29:18.209			LAP 9 @ 14:30:07.967			LAP 10 @ 14:30:57.642		
NO	BEHIND	LAP TIME	NO	BEHIND	LAP TIME	NO	BEHIND	LAP TIME	NO	BEHIND	LAP TIME	NO	BEHIND	LAP TIME
14		49.582	14		49.624	14		49.678	14		49.758	14		49.675
86	0.936	49.925	86	2.077	50.765	86	2.653	50.254	86	3.051	50.156	69	1 Lap	53.930
121	3.654	50.391	93	1 Lap	59.074	82	4.177	49.835	82	4.399	49.980	86	3.576	50.200
82	3.701	50.224	82	4.020	49.943	121	4.579	49.800	121	4.795	49.974	82	4.311	49.587
56	10.260	51.321	121	4.457	50.427	56	13.145	51.067	60	14.726	51.106	121	4.768	49.648
60	10.643	51.033	56	11.756	51.120	93	1 Lap	58.943	56	14.843	51.456	60	16.459	51.408
912	10.866	51.477	60	12.211	51.192	60	13.378	50.845	912	14.947	50.934	912	16.631	51.359
7	11.190	51.648	912	12.383	51.141	912	13.771	51.066	7	15.105	50.932	7	16.889	51.459
32	11.806	51.522	7	12.772	51.206	7	13.931	50.837	32	17.280	51.792	56	17.261	52.093
40	12.020	51.607	32	13.851	51.669	32	15.246	51.073	40	17.379	51.680	32	18.540	50.935
25	13.815	51.890	40	13.965	51.569	40	15.457	51.170	25	20.931	52.256	40	18.632	50.928
661	17.134	51.920	25	16.292	52.101	25	18.433	51.819	93	1 Lap	58.782	25	23.087	51.831
81	17.432	52.455	661	18.881	51.371	661	20.518	51.315	661	23.002	52.242	661	26.158	52.831
95	17.681	51.640	81	19.644	51.836	81	21.480	51.514	81	23.386	51.664	81	26.159	52.448
188	18.149	52.152	95	19.795	51.738	95	21.643	51.526	95	23.705	51.820	95	26.307	52.277
17	18.488	51.797	188	20.596	52.071	188	22.267	51.349	188	24.065	51.556	188	27.148	52.758
29	23.327	52.460	17	21.317	52.453	17	23.448	51.809	17	25.140	51.450	17	28.128	52.663
149	23.396	52.138	149	25.491	51.719	149	27.381	51.568	149	29.347	51.724	149	31.604	51.932
47	26.057	52.797	29	26.337	52.634	29	28.661	52.002	29	31.070	52.167	93	1 Lap	59.186
256	30.540	54.538	47	29.455	53.022	47	32.693	52.916	47	35.700	52.765	29	33.887	52.492
50	31.525	54.624	50	35.508	53.607	50	40.240	54.410	50	44.880	54.398	47	38.281	52.256
91	32.518	54.416	256	35.577	54.661	256	41.202	55.303	256	46.060	54.616	50	49.518	54.313
8	32.986	54.191	91	37.144	54.250	91	41.811	54.345	91	46.184	54.131	91	50.259	53.750
83	33.292	54.802	83	37.774	54.106	83	42.241	54.145	83	46.453	53.970	8	50.912	53.916
971	35.088	1:02.116	8	38.014	54.652	8	42.614	54.278	8	46.671	53.815	971	51.216	53.763
69	37.261	54.962	971	39.378	53.914	971	43.483	53.783	971	47.128	53.403	256	51.335	54.950
			69	41.650	54.013	69	46.354	54.382				83	51.362	54.584

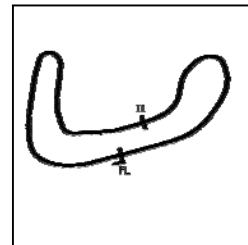
Weather / Track : Cloudy / Dry

Brands Hatch Indy
 Circuit Length = 1.2079 miles
 Start: 14:22 Flag 14:30 End: 14:32

BMCRC - MRO Championships 2019 - Rnd 1 @ Brands Hatch Indy

Team Respro MRO 600 inc MSS Performance Clubman 600

RACE 8 - SECTOR ANALYSIS



SECTOR 1 = FL to I1, SECTOR 2 = I1 to FL, DIFF = Difference To Personal Best Lap, P = Crossed Finish Line in Pit Lane, D = Time Disallowed

P1 14		Chris BURRAGE		Yamaha - Seton tuning			
IDEAL LAP TIME : 49.474		BEST LAP TIME : 49.548		DIFFERENCE : 0.074			
LAP	SECTOR 1	SECTOR 2	LAP TIME	MPH	DIFF	TIME OF DAY	
1 -		20.043	55.895	77.79	6.347	14:23:30.172	
2 -	30.434	19.709	50.143	86.72	0.595	14:24:20.315	
3 -	30.145	19.586	49.731	87.44	0.183	14:25:10.046	
4 -	30.092	19.639	49.731	87.44	0.183	14:25:59.777	
5 -	29.991	19.557	49.548 (1)	87.76		14:26:49.325	
6 -	29.917	19.665	49.582 (2)	87.70	0.034	14:27:38.907	
7 -	29.931	19.693	49.624 (3)	87.63	0.076	14:28:28.531	
8 -	30.023	19.655	49.678	87.53	0.130	14:29:18.209	
9 -	30.089	19.669	49.758	87.39	0.210	14:30:07.967	
10 -	29.963	19.712	49.675	87.54	0.127	14:30:57.642	

P2 86		Jamie KELMAN		Triumph -			
IDEAL LAP TIME : 49.829		BEST LAP TIME : 49.925		DIFFERENCE : 0.096			
LAP	SECTOR 1	SECTOR 2	LAP TIME	MPH	DIFF	TIME OF DAY	
1 -		19.997	54.761	79.41	4.836	14:23:29.038	
2 -	30.670	19.748	50.418	86.25	0.493	14:24:19.456	
3 -	30.562	19.831	50.393	86.29	0.468	14:25:09.849	
4 -	30.456	19.673	50.129 (3)	86.74	0.204	14:25:59.978	
5 -	30.156	19.784	49.940 (2)	87.07	0.015	14:26:49.918	
6 -	30.196	19.729	49.925 (1)	87.10		14:27:39.843	
7 -	30.450	20.315	50.765	85.66	0.840	14:28:30.608	
8 -	30.566	19.688	50.254	86.53	0.329	14:29:20.862	
9 -	30.363	19.793	50.156	86.70	0.231	14:30:11.018	
10 -	30.247	19.953	50.200	86.62	0.275	14:31:01.218	

P3 82		Andrew SMITH		Kawasaki - MSS Performance / Addition Steel			
IDEAL LAP TIME : 49.414		BEST LAP TIME : 49.587		DIFFERENCE : 0.173			
LAP	SECTOR 1	SECTOR 2	LAP TIME	MPH	DIFF	TIME OF DAY	
1 -		20.576	57.121	76.12	7.534	14:23:31.398	
2 -	31.302	19.927	51.229	84.88	1.642	14:24:22.627	
3 -	30.418	19.621	50.039	86.90	0.452	14:25:12.666	
4 -	30.036	19.888	49.924	87.10	0.337	14:26:02.590	
5 -	30.033	19.761	49.794 (2)	87.33	0.207	14:26:52.384	
6 -	30.260	19.964	50.224	86.58	0.637	14:27:42.608	
7 -	30.070	19.873	49.943	87.07	0.356	14:28:32.551	
8 -	30.094	19.741	49.835 (3)	87.26	0.248	14:29:22.386	
9 -	30.248	19.732	49.980	87.00	0.393	14:30:12.366	
10 -	29.793	19.794	49.587 (1)	87.69		14:31:01.953	

P4 121		Max SYMONDS		Kawasaki - J&C Symonds LTD			
IDEAL LAP TIME : 49.648		BEST LAP TIME : 49.648		DIFFERENCE : 0.000			
LAP	SECTOR 1	SECTOR 2	LAP TIME	MPH	DIFF	TIME OF DAY	
1 -		20.475	56.464	77.01	6.816	14:23:30.741	
2 -	30.526	19.980	50.506	86.10	0.858	14:24:21.247	
3 -	30.235	20.127	50.362	86.34	0.714	14:25:11.609	
4 -	30.251	20.056	50.307	86.44	0.659	14:26:01.916	
5 -	30.175	20.079	50.254	86.53	0.606	14:26:52.170	
6 -	30.270	20.121	50.391	86.29	0.743	14:27:42.561	
7 -	30.429	19.998	50.427	86.23	0.779	14:28:32.988	
8 -	30.010	19.790	49.800 (2)	87.32	0.152	14:29:22.788	
9 -	30.152	19.822	49.974 (3)	87.01	0.326	14:30:12.762	
10 -	29.871	19.777	49.648 (1)	87.58		14:31:02.410	

P5 60 C		Jack YOUNGE		Yamaha - Chase Timber Products			
IDEAL LAP TIME : 50.845		BEST LAP TIME : 50.845		DIFFERENCE : 0.000			
LAP	SECTOR 1	SECTOR 2	LAP TIME	MPH	DIFF	TIME OF DAY	

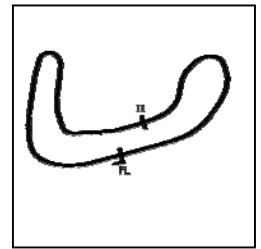
Weather / Track : Cloudy / Dry

Brands Hatch Indy
Circuit Length = 1.2079 miles
Start: 14:22 Flag 14:30 End: 14:32

BMCRC - MRO Championships 2019 - Rnd 1 @ Brands Hatch Indy

Team Respro MRO 600 inc MSS Performance Clubman 600

RACE 8 - SECTOR ANALYSIS



SECTOR 1 = FL to I1, SECTOR 2 = I1 to FL, DIFF = Difference To Personal Best Lap, P = Crossed Finish Line in Pit Lane, D = Time Disallowed

Lap	Time	Diff	MPH	Time of Day
1 -	20.655		58.398	7.553 14:23:32.675
2 -	31.087	20.511	51.598	84.27 0.753 14:24:24.273
3 -	30.836	20.303	51.139	85.03 0.294 14:25:15.412
4 -	31.220	20.652	51.872	83.83 1.027 14:26:07.284
5 -	30.807	20.426	51.233	84.87 0.388 14:26:58.517
6 -	30.709	20.324	51.033 (2)	85.21 0.188 14:27:49.550
7 -	30.855	20.337	51.192	84.94 0.347 14:28:40.742
8 -	30.542	20.303	50.845 (1)	85.52 14:29:31.587
9 -	30.737	20.369	51.106 (3)	85.08 0.261 14:30:22.693
10 -	30.702	20.706	51.408	84.59 0.563 14:31:14.101

P6	912 C	Michael WHITE	Yamaha - Race Lab Suspension
IDEAL LAP TIME : 50.823		BEST LAP TIME : 50.934	DIFFERENCE : 0.111

LAP	SECTOR 1	SECTOR 2	LAP TIME	MPH	DIFF	TIME OF DAY
1 -		20.633	57.035	76.24	6.101	14:23:31.312
2 -	31.520	20.546	52.066	83.52	1.132	14:24:23.378
3 -	30.855	20.385	51.240	84.86	0.306	14:25:14.618
4 -	31.766	20.317	52.083	83.49	1.149	14:26:06.701
5 -	31.045	20.550	51.595	84.28	0.661	14:26:58.296
6 -	31.328	20.149	51.477	84.47	0.543	14:27:49.773
7 -	30.945	20.196	51.141 (3)	85.03	0.207	14:28:40.914
8 -	30.694	20.372	51.066 (2)	85.15	0.132	14:29:31.980
9 -	30.674	20.260	50.934 (1)	85.37		14:30:22.914
10 -	30.779	20.580	51.359	84.67	0.425	14:31:14.273

P7	7 C	Thomas BENSTED	Triumph -
IDEAL LAP TIME : 50.589		BEST LAP TIME : 50.837	DIFFERENCE : 0.248

LAP	SECTOR 1	SECTOR 2	LAP TIME	MPH	DIFF	TIME OF DAY
1 -		20.387	57.924	75.07	7.087	14:23:32.201
2 -	31.243	20.304	51.547	84.36	0.710	14:24:23.748
3 -	31.195	20.237	51.432	84.55	0.595	14:25:15.180
4 -	31.343	20.362	51.705	84.10	0.868	14:26:06.885
5 -	30.983	20.581	51.564	84.33	0.727	14:26:58.449
6 -	31.633	20.015	51.648	84.19	0.811	14:27:50.097
7 -	31.146	20.060	51.206 (3)	84.92	0.369	14:28:41.303
8 -	30.670	20.167	50.837 (1)	85.54		14:29:32.140
9 -	31.013	19.919	50.932 (2)	85.38	0.095	14:30:23.072
10 -	31.023	20.436	51.459	84.50	0.622	14:31:14.531

P8	56	Michael MILLS	Yamaha - A51 Racing
IDEAL LAP TIME : 51.050		BEST LAP TIME : 51.067	DIFFERENCE : 0.017

LAP	SECTOR 1	SECTOR 2	LAP TIME	MPH	DIFF	TIME OF DAY
1 -		20.498	57.492	75.63	6.425	14:23:31.769
2 -	31.270	20.548	51.818	83.92	0.751	14:24:23.587
3 -	31.095	20.403	51.498	84.44	0.431	14:25:15.085
4 -	31.126	20.353	51.479	84.47	0.412	14:26:06.564
5 -	30.969	20.313	51.282 (3)	84.79	0.215	14:26:57.846
6 -	30.933	20.388	51.321	84.73	0.254	14:27:49.167
7 -	30.844	20.276	51.120 (2)	85.06	0.053	14:28:40.287
8 -	30.774	20.293	51.067 (1)	85.15		14:29:31.354
9 -	30.876	20.580	51.456	84.51	0.389	14:30:22.810
10 -	31.501	20.592	52.093	83.47	1.026	14:31:14.903

P9	32	Mark PIPER	Yamaha - please sponsor me
IDEAL LAP TIME : 50.935		BEST LAP TIME : 50.935	DIFFERENCE : 0.000

LAP	SECTOR 1	SECTOR 2	LAP TIME	MPH	DIFF	TIME OF DAY
1 -		20.590	57.766	75.27	6.831	14:23:32.043
2 -	31.596	20.552	52.148	83.38	1.213	14:24:24.191
3 -	30.886	20.710	51.596	84.28	0.661	14:25:15.787
4 -	31.244	20.607	51.851	83.86	0.916	14:26:07.638

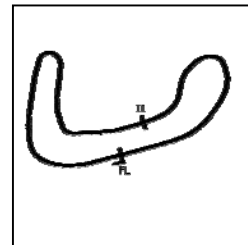
Weather / Track : Cloudy / Dry

Brands Hatch Indy
Circuit Length = 1.2079 miles
Start: 14:22 Flag 14:30 End: 14:32

BMCRC - MRO Championships 2019 - Rnd 1 @ Brands Hatch Indy

Team Respro MRO 600 inc MSS Performance Clubman 600

RACE 8 - SECTOR ANALYSIS



SECTOR 1 = FL to I1, SECTOR 2 = I1 to FL, DIFF = Difference To Personal Best Lap, P = Crossed Finish Line in Pit Lane, D = Time Disallowed

5 -	31.081	20.472	51.553	84.35	0.618	14:26:59.191
6 -	31.073	20.449	51.522 (3)	84.40	0.587	14:27:50.713
7 -	30.939	20.730	51.669	84.16	0.734	14:28:42.382
8 -	30.702	20.371	51.073 (2)	85.14	0.138	14:29:33.455
9 -	31.437	20.355	51.792	83.96	0.857	14:30:25.247
10 -	30.586	20.349	50.935 (1)	85.37		14:31:16.182

P10	40	David SHELVEY	Suzuki - ymark.com
IDEAL LAP TIME :	50.866	BEST LAP TIME : 50.928	DIFFERENCE : 0.062

LAP	SECTOR 1	SECTOR 2	LAP TIME	MPH	DIFF	TIME OF DAY
1 -		21.008	58.774	73.98	7.846	14:23:33.051
2 -	31.406	20.407	51.813	83.92	0.885	14:24:24.864
3 -	30.821	20.381	51.202 (3)	84.93	0.274	14:25:16.066
4 -	31.257	20.471	51.728	84.06	0.800	14:26:07.794
5 -	31.172	20.354	51.526	84.39	0.598	14:26:59.320
6 -	31.136	20.471	51.607	84.26	0.679	14:27:50.927
7 -	31.083	20.486	51.569	84.32	0.641	14:28:42.496
8 -	30.989	20.181	51.170 (2)	84.98	0.242	14:29:33.666
9 -	31.502	20.178	51.680	84.14	0.752	14:30:25.346
10 -	30.688	20.240	50.928 (1)	85.38		14:31:16.274

P11	25 C	Nick WHITCHER	Yamaha -
IDEAL LAP TIME :	51.585	BEST LAP TIME : 51.649	DIFFERENCE : 0.064

LAP	SECTOR 1	SECTOR 2	LAP TIME	MPH	DIFF	TIME OF DAY
1 -		20.844	59.220	73.43	7.571	14:23:33.497
2 -	31.347	20.420	51.767 (2)	84.00	0.118	14:24:25.264
3 -	31.234	20.415	51.649 (1)	84.19		14:25:16.913
4 -	31.471	20.538	52.009	83.61	0.360	14:26:08.922
5 -	31.303	20.607	51.910	83.77	0.261	14:27:00.832
6 -	31.311	20.579	51.890	83.80	0.241	14:27:52.722
7 -	31.497	20.604	52.101	83.46	0.452	14:28:44.823
8 -	31.256	20.563	51.819 (3)	83.91	0.170	14:29:36.642
9 -	31.170	21.086	52.256	83.21	0.607	14:30:28.898
10 -	31.198	20.633	51.831	83.89	0.182	14:31:20.729

P12	661 C	Cameron HARRIS	Yamaha - HARRIS PERFORMANCE
IDEAL LAP TIME :		BEST LAP TIME : 51.315	DIFFERENCE :

LAP	SECTOR 1	SECTOR 2	LAP TIME	MPH	DIFF	TIME OF DAY
1 -			1:00.402	71.99	9.087	14:23:34.679
2 -			52.895	82.21	1.580	14:24:27.574
3 -			52.217	83.27	0.902	14:25:19.791
4 -			52.527	82.78	1.212	14:26:12.318
5 -			51.803 (3)	83.94	0.488	14:27:04.121
6 -			51.920	83.75	0.605	14:27:56.041
7 -			51.371 (2)	84.65	0.056	14:28:47.412
8 -			51.315 (1)	84.74		14:29:38.727
9 -			52.242	83.23	0.927	14:30:30.969
10 -			52.831	82.31	1.516	14:31:23.800

P13	81 C	Liam DUFFETT	Triumph -
IDEAL LAP TIME :	51.513	BEST LAP TIME : 51.514	DIFFERENCE : 0.001

LAP	SECTOR 1	SECTOR 2	LAP TIME	MPH	DIFF	TIME OF DAY
1 -		20.861	59.476	73.11	7.962	14:23:33.753
2 -	31.999	20.809	52.808	82.34	1.294	14:24:26.561
3 -	31.897	20.655	52.552	82.74	1.038	14:25:19.113
4 -	31.820	20.867	52.687	82.53	1.173	14:26:11.800
5 -	31.603	20.481	52.084	83.49	0.570	14:27:03.884
6 -	31.833	20.622	52.455	82.90	0.941	14:27:56.339
7 -	31.354	20.482	51.836 (3)	83.89	0.322	14:28:48.175
8 -	31.189	20.325	51.514 (1)	84.41		14:29:39.689

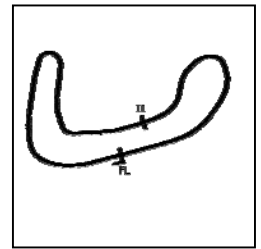
Weather / Track : Cloudy / Dry

Brands Hatch Indy
Circuit Length = 1.2079 miles
Start: 14:22 Flag 14:30 End: 14:32

BMCRC - MRO Championships 2019 - Rnd 1 @ Brands Hatch Indy

Team Respro MRO 600 inc MSS Performance Clubman 600

RACE 8 - SECTOR ANALYSIS



SECTOR 1 = FL to I1, SECTOR 2 = I1 to FL, DIFF = Difference To Personal Best Lap, P = Crossed Finish Line in Pit Lane, D = Time Disallowed

9 -	31.188	20.476	51.664 (2)	84.17	0.150	14:30:31.353
10 -	31.890	20.558	52.448	82.91	0.934	14:31:23.801

P14 95		Grant ROBERTSON		Kawasaki -			
IDEAL LAP TIME : 51.442		BEST LAP TIME : 51.526		DIFFERENCE : 0.084			
LAP	SECTOR 1	SECTOR 2	LAP TIME	MPH	DIFF	TIME OF DAY	
1 -		21.019	1:00.223	72.20	8.697	14:23:34.500	
2 -	31.974	20.621	52.595	82.68	1.069	14:24:27.095	
3 -	31.819	20.662	52.481	82.86	0.955	14:25:19.576	
4 -	31.948	20.586	52.534	82.77	1.008	14:26:12.110	
5 -	32.153	20.685	52.838	82.30	1.312	14:27:04.948	
6 -	31.162	20.478	51.640 (2)	84.20	0.114	14:27:56.588	
7 -	31.452	20.286	51.738 (3)	84.05	0.212	14:28:48.326	
8 -	31.246	20.280	51.526 (1)	84.39		14:29:39.852	
9 -	31.416	20.404	51.820	83.91	0.294	14:30:31.672	
10 -	31.795	20.482	52.277	83.18	0.751	14:31:23.949	

P15 188 C		Dawid KRAWIECKI		Yamaha - Code Blue LTD & D A East Electrical			
IDEAL LAP TIME : 51.349		BEST LAP TIME : 51.349		DIFFERENCE : 0.000			
LAP	SECTOR 1	SECTOR 2	LAP TIME	MPH	DIFF	TIME OF DAY	
1 -		21.012	59.935	72.55	8.586	14:23:34.212	
2 -	31.860	20.939	52.799	82.36	1.450	14:24:27.011	
3 -	31.639	20.832	52.471	82.87	1.122	14:25:19.482	
4 -	31.647	20.920	52.567	82.72	1.218	14:26:12.049	
5 -	31.981	20.874	52.855	82.27	1.506	14:27:04.904	
6 -	31.467	20.685	52.152	83.38	0.803	14:27:57.056	
7 -	31.588	20.483	52.071 (3)	83.51	0.722	14:28:49.127	
8 -	31.048	20.301	51.349 (1)	84.68		14:29:40.476	
9 -	31.084	20.472	51.556 (2)	84.34	0.207	14:30:32.032	
10 -	31.562	21.196	52.758	82.42	1.409	14:31:24.790	

P16 17		Andy GILL		Kawasaki -			
IDEAL LAP TIME : 51.323		BEST LAP TIME : 51.450		DIFFERENCE : 0.127			
LAP	SECTOR 1	SECTOR 2	LAP TIME	MPH	DIFF	TIME OF DAY	
1 -		21.562	1:01.603	70.59	10.153	14:23:35.880	
2 -	31.435	20.810	52.245	83.23	0.795	14:24:28.125	
3 -	31.473	20.883	52.356	83.05	0.906	14:25:20.481	
4 -	31.721	20.671	52.392	83.00	0.942	14:26:12.873	
5 -	31.854	20.871	52.725	82.47	1.275	14:27:05.598	
6 -	31.264	20.533	51.797 (2)	83.95	0.347	14:27:57.395	
7 -	31.738	20.715	52.453	82.90	1.003	14:28:49.848	
8 -	31.129	20.680	51.809 (3)	83.93	0.359	14:29:41.657	
9 -	30.790	20.660	51.450 (1)	84.52		14:30:33.107	
10 -	31.883	20.780	52.663	82.57	1.213	14:31:25.770	

P17 149 C		Callum HAMMETT		Yamaha -			
IDEAL LAP TIME : 51.526		BEST LAP TIME : 51.568		DIFFERENCE : 0.042			
LAP	SECTOR 1	SECTOR 2	LAP TIME	MPH	DIFF	TIME OF DAY	
1 -		21.944	1:02.428	69.65	10.860	14:23:36.705	
2 -	33.312	21.106	54.418	79.91	2.850	14:24:31.123	
3 -	32.797	21.208	54.005	80.52	2.437	14:25:25.128	
4 -	31.905	20.623	52.528	82.78	0.960	14:26:17.656	
5 -	31.960	20.549	52.509	82.81	0.941	14:27:10.165	
6 -	31.504	20.634	52.138	83.40	0.570	14:28:02.303	
7 -	31.331	20.388	51.719 (2)	84.08	0.151	14:28:54.022	
8 -	31.177	20.391	51.568 (1)	84.32		14:29:45.590	
9 -	31.375	20.349	51.724 (3)	84.07	0.156	14:30:37.314	
10 -	31.531	20.401	51.932	83.73	0.364	14:31:29.246	

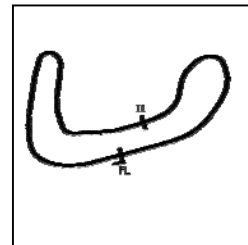
Weather / Track : Cloudy / Dry

Brands Hatch Indy
Circuit Length = 1.2079 miles
Start: 14:22 Flag 14:30 End: 14:32

BMCRC - MRO Championships 2019 - Rnd 1 @ Brands Hatch Indy

Team Respro MRO 600 inc MSS Performance Clubman 600

RACE 8 - SECTOR ANALYSIS



SECTOR 1 = FL to I1, SECTOR 2 = I1 to FL, DIFF = Difference To Personal Best Lap, P = Crossed Finish Line in Pit Lane, D = Time Disallowed

P18 29 C		Charlie STONE		Kawasaki -			
IDEAL LAP TIME : 51.978		BEST LAP TIME : 52.002		DIFFERENCE : 0.024			
LAP	SECTOR 1	SECTOR 2	LAP TIME	MPH	DIFF	TIME OF DAY	
1 -		21.782	1:02.624	69.43	10.622	14:23:36.901	
2 -	32.566	20.907	53.473	81.32	1.471	14:24:30.374	
3 -	32.040	21.002	53.042	81.98	1.040	14:25:23.416	
4 -	32.548	20.872	53.420	81.40	1.418	14:26:16.836	
5 -	32.115	20.823	52.938	82.14	0.936	14:27:09.774	
6 -	31.787	20.673	52.460 (3)	82.89	0.458	14:28:02.234	
7 -	32.002	20.632	52.634	82.61	0.632	14:28:54.868	
8 -	31.494	20.508	52.002 (1)	83.62		14:29:46.870	
9 -	31.470	20.697	52.167 (2)	83.35	0.165	14:30:39.037	
10 -	31.866	20.626	52.492	82.84	0.490	14:31:31.529	

P19 47 C		James PEAKE		Yamaha - Sanda, Arienne and Lewis			
IDEAL LAP TIME : 52.256		BEST LAP TIME : 52.256		DIFFERENCE : 0.000			
LAP	SECTOR 1	SECTOR 2	LAP TIME	MPH	DIFF	TIME OF DAY	
1 -		21.846	1:02.300	69.80	10.044	14:23:36.577	
2 -	32.920	21.370	54.290	80.09	2.034	14:24:30.867	
3 -	32.714	21.453	54.167	80.28	1.911	14:25:25.034	
4 -	32.562	21.146	53.708	80.96	1.452	14:26:18.742	
5 -	32.238	21.187	53.425	81.39	1.169	14:27:12.167	
6 -	31.988	20.809	52.797 (3)	82.36	0.541	14:28:04.964	
7 -	32.132	20.890	53.022	82.01	0.766	14:28:57.986	
8 -	32.028	20.888	52.916	82.17	0.660	14:29:50.902	
9 -	31.847	20.918	52.765 (2)	82.41	0.509	14:30:43.667	
10 -	31.558	20.698	52.256 (1)	83.21		14:31:35.923	

P20 50		Aditya SINGH BEHAL		Yamaha - Aditya Racing			
IDEAL LAP TIME : 53.607		BEST LAP TIME : 53.607		DIFFERENCE : 0.000			
LAP	SECTOR 1	SECTOR 2	LAP TIME	MPH	DIFF	TIME OF DAY	
1 -		21.860	1:03.226	68.77	9.619	14:23:37.503	
2 -	33.846	21.462	55.308	78.62	1.701	14:24:32.811	
3 -	33.049	21.420	54.469	79.83	0.862	14:25:27.280	
4 -	33.100	20.925	54.025 (2)	80.49	0.418	14:26:21.305	
5 -	32.813	21.690	54.503	79.78	0.896	14:27:15.808	
6 -	33.143	21.481	54.624	79.60	1.017	14:28:10.432	
7 -	32.778	20.829	53.607 (1)	81.12		14:29:04.039	
8 -	33.416	20.994	54.410	79.92	0.803	14:29:58.449	
9 -	33.211	21.187	54.398	79.94	0.791	14:30:52.847	
10 -	33.168	21.145	54.313 (3)	80.06	0.706	14:31:47.160	

P21 91		Ian BAYNES		Honda - Pelham Group			
IDEAL LAP TIME : 53.666		BEST LAP TIME : 53.750		DIFFERENCE : 0.084			
LAP	SECTOR 1	SECTOR 2	LAP TIME	MPH	DIFF	TIME OF DAY	
1 -		21.891	1:03.568	68.40	9.818	14:23:37.845	
2 -	33.799	21.877	55.676	78.10	1.926	14:24:33.521	
3 -	33.185	21.485	54.670	79.54	0.920	14:25:28.191	
4 -	32.863	21.574	54.437	79.88	0.687	14:26:22.628	
5 -	32.720	21.661	54.381	79.96	0.631	14:27:17.009	
6 -	33.017	21.399	54.416	79.91	0.666	14:28:11.425	
7 -	33.098	21.152	54.250 (3)	80.15	0.500	14:29:05.675	
8 -	33.063	21.282	54.345	80.01	0.595	14:30:00.020	
9 -	32.617	21.514	54.131 (2)	80.33	0.381	14:30:54.151	
10 -	32.514	21.236	53.750 (1)	80.90		14:31:47.901	

P22 8 C		Dave SAUNDERS		Honda -			
IDEAL LAP TIME : 53.814		BEST LAP TIME : 53.815		DIFFERENCE : 0.001			
LAP	SECTOR 1	SECTOR 2	LAP TIME	MPH	DIFF	TIME OF DAY	

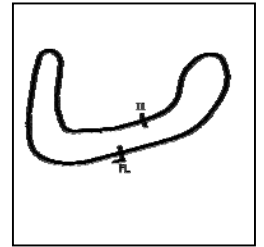
Weather / Track : Cloudy / Dry

Brands Hatch Indy
Circuit Length = 1.2079 miles
Start: 14:22 Flag 14:30 End: 14:32

BMCRC - MRO Championships 2019 - Rnd 1 @ Brands Hatch Indy

Team Respro MRO 600 inc MSS Performance Clubman 600

RACE 8 - SECTOR ANALYSIS



SECTOR 1 = FL to I1, SECTOR 2 = I1 to FL, DIFF = Difference To Personal Best Lap, P = Crossed Finish Line in Pit Lane, D = Time Disallowed

Lap	Time	Diff	MPH	Time of Day
1 -	22.708		1:05.541	66.34 11.726 14:23:39.818
2 -	33.027	21.722	54.749	79.42 0.934 14:24:34.567
3 -	32.972	21.409	54.381	79.96 0.566 14:25:28.948
4 -	32.802	21.578	54.380	79.96 0.565 14:26:23.328
5 -	32.644	21.730	54.374	79.97 0.559 14:27:17.702
6 -	32.902	21.289	54.191 (3)	80.24 0.376 14:28:11.893
7 -	33.177	21.475	54.652	79.56 0.837 14:29:06.545
8 -	32.672	21.606	54.278	80.11 0.463 14:30:00.823
9 -	32.533	21.282	53.815 (1)	80.80 14:30:54.638
10 -	32.635	21.281	53.916 (2)	80.65 0.101 14:31:48.554

P23 971 Jake PACKHAM		Yamaha - Gasoline alley				
IDEAL LAP TIME : 52.889		BEST LAP TIME : 52.924				
		DIFFERENCE : 0.035				
LAP	SECTOR 1	SECTOR 2	LAP TIME	MPH	DIFF	TIME OF DAY
1 -		22.021	1:01.583	70.61	8.659	14:23:35.860
2 -	32.627	21.523	54.150	80.30	1.226	14:24:30.010
3 -	32.073	21.361	53.434 (3)	81.38	0.510	14:25:23.444
4 -	31.856	21.068	52.924 (1)	82.16		14:26:16.368
5 -	34.478	21.033	55.511	78.33	2.587	14:27:11.879
6 -	40.485	21.631	1:02.116	70.00	9.192	14:28:13.995
7 -	32.627	21.287	53.914	80.65	0.990	14:29:07.909
8 -	32.714	21.069	53.783	80.85	0.859	14:30:01.692
9 -	32.269	21.134	53.403 (2)	81.42	0.479	14:30:55.095
10 -	32.603	21.160	53.763	80.88	0.839	14:31:48.858

P24 256 C Kevin BARSBY		Triumph -				
IDEAL LAP TIME : 53.789		BEST LAP TIME : 53.789				
		DIFFERENCE : 0.000				
LAP	SECTOR 1	SECTOR 2	LAP TIME	MPH	DIFF	TIME OF DAY
1 -		22.040	1:03.041	68.98	9.252	14:23:37.318
2 -	33.507	21.495	55.002	79.06	1.213	14:24:32.320
3 -	33.091	21.436	54.527 (3)	79.75	0.738	14:25:26.847
4 -	32.656	21.133	53.789 (1)	80.84		14:26:20.636
5 -	32.958	21.315	54.273 (2)	80.12	0.484	14:27:14.909
6 -	32.855	21.683	54.538	79.73	0.749	14:28:09.447
7 -	32.996	21.665	54.661	79.55	0.872	14:29:04.108
8 -	33.524	21.779	55.303	78.63	1.514	14:29:59.411
9 -	32.970	21.646	54.616	79.62	0.827	14:30:54.027
10 -	32.992	21.958	54.950	79.13	1.161	14:31:48.977

P25 83 Talan SKEELS-PIGGINS		Yamaha - Talan Racing				
IDEAL LAP TIME : 53.786		BEST LAP TIME : 53.970				
		DIFFERENCE : 0.184				
LAP	SECTOR 1	SECTOR 2	LAP TIME	MPH	DIFF	TIME OF DAY
1 -		22.253	1:04.195	67.74	10.225	14:23:38.472
2 -	33.323	22.378	55.701	78.07	1.731	14:24:34.173
3 -	32.925	21.488	54.413	79.91	0.443	14:25:28.586
4 -	32.742	21.773	54.515	79.76	0.545	14:26:23.101
5 -	32.467	21.829	54.296	80.09	0.326	14:27:17.397
6 -	33.367	21.435	54.802	79.35	0.832	14:28:12.199
7 -	32.738	21.368	54.106 (2)	80.37	0.136	14:29:06.305
8 -	32.621	21.524	54.145 (3)	80.31	0.175	14:30:00.450
9 -	32.651	21.319	53.970 (1)	80.57		14:30:54.420
10 -	33.125	21.459	54.584	79.66	0.614	14:31:49.004

P26 69 C Robert WINDEATT		Yamaha - L&W Contractors				
IDEAL LAP TIME : 53.907		BEST LAP TIME : 53.930				
		DIFFERENCE : 0.023				
LAP	SECTOR 1	SECTOR 2	LAP TIME	MPH	DIFF	TIME OF DAY
1 -		22.680	1:04.992	66.90	11.062	14:23:39.269
2 -	34.247	21.898	56.145	77.45	2.215	14:24:35.414
3 -	33.635	21.842	55.477	78.38	1.547	14:25:30.891
4 -	33.767	21.816	55.583	78.23	1.653	14:26:26.474

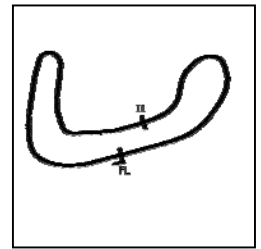
Weather / Track : Cloudy / Dry

Brands Hatch Indy
Circuit Length = 1.2079 miles
Start: 14:22 Flag 14:30 End: 14:32

BMCRC - MRO Championships 2019 - Rnd 1 @ Brands Hatch Indy

Team Respro MRO 600 inc MSS Performance Clubman 600

RACE 8 - SECTOR ANALYSIS



SECTOR 1 = FL to I1, SECTOR 2 = I1 to FL, DIFF = Difference To Personal Best Lap, P = Crossed Finish Line in Pit Lane, D = Time Disallowed

5 -	33.267	21.465	54.732	79.45	0.802	14:27:21.206
6 -	33.633	21.329	54.962	79.12	1.032	14:28:16.168
7 -	32.732	21.281	54.013 (2)	80.51	0.083	14:29:10.181
8 -	32.810	21.572	54.382 (3)	79.96	0.452	14:30:04.563
9 -	32.755	21.175	53.930 (1)	80.63		14:30:58.493

P27	93 C	Jack GRISTWOOD	Suzuki -			
IDEAL LAP TIME : 57.818		BEST LAP TIME : 57.926	DIFFERENCE : 0.108			
LAP	SECTOR 1	SECTOR 2	LAP TIME	MPH	DIFF	TIME OF DAY

1 -		23.006	1:06.017	65.87	8.091	14:23:40.294
2 -	35.100	22.918	58.018 (2)	74.95	0.092	14:24:38.312
3 -	35.015	22.911	57.926 (1)	75.07		14:25:36.238
4 -	35.287	22.803	58.090 (3)	74.85	0.164	14:26:34.328
5 -	35.734	23.348	59.082	73.60	1.156	14:27:33.410
6 -	35.781	23.293	59.074	73.61	1.148	14:28:32.484
7 -	35.602	23.341	58.943	73.77	1.017	14:29:31.427
8 -	35.270	23.512	58.782	73.97	0.856	14:30:30.209
9 -	36.032	23.154	59.186	73.47	1.260	14:31:29.395

Weather / Track : Cloudy / Dry

Results can be found at www.tsl-timing.com

Page 7 of 7

Brands Hatch Indy
 Circuit Length = 1.2079 miles
 Start: 14:22 Flag 14:30 End: 14:32

Printed - 14:35 Saturday, 09 March 2019

BMCRC - MRO Championships 2019 - Rnd 1 @ Brands Hatch Indy

Team Respro MRO 600 inc MSS Performance Clubman 600

RACE 8 - BEST SECTORS

SECTOR 1			SECTOR 2			IDEAL / BEST COMPARISON						
POS	NO	NAME	TIME	NO	NAME	TIME	POS	NO	NAME	IDEAL	BEST	DIFF
									PERFECT LAP	49.350		
1	82	SMITH	29.793	14	BURRAGE	19.557	1	82	SMITH	49.414	49.587	0.173
2	121	SYMONDS	29.871	82	SMITH	19.621	2	14	BURRAGE	49.474	49.548	0.074
3	14	BURRAGE	29.917	86	KELMAN	19.673	3	121	SYMONDS	49.648	49.648	0.000
4	86	KELMAN	30.156	121	SYMONDS	19.777	4	86	KELMAN	49.829	49.925	0.096
5	60	YOUNGE	30.542	7	BENSTED	19.919	5	7	BENSTED	50.589	50.837	0.248
6	32	PIPER	30.586	912	WHITE	20.149	6	912	WHITE	50.823	50.934	0.111
7	7	BENSTED	30.670	40	SHELVEY	20.178	7	60	YOUNGE	50.845	50.845	0.000
8	912	WHITE	30.674	56	MILLS	20.276	8	40	SHELVEY	50.866	50.928	0.062
9	40	SHELVEY	30.688	95	ROBERTSON	20.280	9	32	PIPER	50.935	50.935	0.000
10	56	MILLS	30.774	188	KRAWIECKI	20.301	10	56	MILLS	51.050	51.067	0.017
11	17	GILL	30.790	60	YOUNGE	20.303	11	17	GILL	51.323	51.450	0.127
12	188	KRAWIECKI	31.048	81	DUFFETT	20.325	12	188	KRAWIECKI	51.349	51.349	0.000
13	95	ROBERTSON	31.162	32	PIPER	20.349	13	95	ROBERTSON	51.442	51.526	0.084
14	25	WHITCHER	31.170	149	HAMMETT	20.349	14	81	DUFFETT	51.513	51.514	0.001
15	149	HAMMETT	31.177	25	WHITCHER	20.415	15	149	HAMMETT	51.526	51.568	0.042
16	81	DUFFETT	31.188	29	STONE	20.508	16	25	WHITCHER	51.585	51.649	0.064
17	29	STONE	31.470	17	GILL	20.533	17	29	STONE	51.978	52.002	0.024
18	47	PEAKE	31.558	47	PEAKE	20.698	18	47	PEAKE	52.256	52.256	0.000
19	971	PACKHAM	31.856	50	SINGH BEHAL	20.829	19	971	PACKHAM	52.889	52.924	0.035
20	83	SKEELS-PIGGINS	32.467	971	PACKHAM	21.033	20	50	SINGH BEHAL	53.607	53.607	0.000
21	91	BAYNES	32.514	256	BARSBY	21.133	21	91	BAYNES	53.666	53.750	0.084
22	8	SAUNDERS	32.533	91	BAYNES	21.152	22	83	SKEELS-PIGGINS	53.786	53.970	0.184
23	256	BARSBY	32.656	69	WINDEATT	21.175	23	256	BARSBY	53.789	53.789	0.000
24	69	WINDEATT	32.732	8	SAUNDERS	21.281	24	8	SAUNDERS	53.814	53.815	0.001
25	50	SINGH BEHAL	32.778	83	SKEELS-PIGGINS	21.319	25	69	WINDEATT	53.907	53.930	0.023
26	93	GRISTWOOD	35.015	93	GRISTWOOD	22.803	26	93	GRISTWOOD	57.818	57.926	0.108
27							27	661	HARRIS		51.315	

Weather / Track : Cloudy / Dry

Results can be found at www.tsl-timing.com

Brands Hatch Indy
Circuit Length = 1.2079 miles
Start: 14:22 Flag 14:30 End: 14:32

Printed - 14:34 Saturday, 09 March 2019



ROW 9	27	93	Jack GRISTWOOD	57.926	26	83	Talan SKEELS-PIGGINS	53.970	25	69	Robert WINDEATT	53.930
ROW 8	24	8	Dave SAUNDERS	53.815	23	256	Kevin BARSBY	53.789	22	91	Ian BAYNES	53.750
ROW 7	21	50	Aditya SINGH BEHAL	53.607	20	971	Jake PACKHAM	52.924	19	47	James PEAKE	52.256
ROW 6	18	29	Charlie STONE	52.002	17	25	Nick WHITCHER	51.649	16	149	Callum HAMMETT	51.568
ROW 5	15	95	Grant ROBERTSON	51.526	14	81	Liam DUFFETT	51.514	13	17	Andy GILL	51.450
ROW 4	12	188	Dawid KRAWIECKI	51.349	11	661	Cameron HARRIS	51.315	10	56	Michael MILLS	51.067
ROW 3	9	32	Mark PIPER	50.935	8	912	Michael WHITE	50.934	7	40	David SHELVEY	50.928
ROW 2	6	60	Jack YOUNGE	50.845	5	7	Thomas BENSTED	50.837	4	86	Jamie KELMAN	49.925
ROW 1	3	121	Max SYMONDS	49.648	2	82	Andrew SMITH	49.587	1	14	Chris BURRAGE	49.548
												Pole

Brands Hatch Indy
Circuit Length = 1.2079 miles

These results are provisional until the conclusion of any judicial and technical matters.

Clerk Of Course :		Timekeeper :	
-------------------	--	--------------	--

Results can be found at www.tsl-timing.com

Printed - 14:36 Saturday, 09 March 2019



BMCRC - MRO Championships 2019 - Rnd 1 @ Brands Hatch Indy

Team Respro MRO 600 inc MSS Performance Clubman 600



RACE 18 - CLASSIFICATION

POS	NO	CL	PIC NAME	ENTRY	LAPS	TIME	GAP	DIFF	MPH	BEST	ON
1	14		1 Chris BURRAGE	Yamaha - Seton tuning	10	8:25.325			86.05	49.532	9
2	82		2 Andrew SMITH	Kawasaki - MSS Performance / Addition Steel	10	8:25.661	0.336	0.336	85.99	49.495	7
3	121		3 Max SYMONDS	Kawasaki - J&C Symonds LTD	10	8:27.480	2.155	1.819	85.69	49.880	7
4	86		4 Jamie KELMAN	Triumph -	10	8:30.629	5.304	3.149	85.16	49.986	6
5	7	C	1 Thomas BENSTED	Triumph -	10	8:39.902	14.577	9.273	83.64	50.813	7
6	40		5 David SHELVEY	Suzuki - ymark.com	10	8:40.055	14.730	0.153	83.61	50.903	8
7	56		6 Michael MILLS	Yamaha - A51 Racing	10	8:41.722	16.397	1.667	83.35	50.794	7
8	32		7 Mark PIPER	Yamaha - please sponsor me	10	8:42.086	16.761	0.364	83.29	51.035	3
9	60*	C	2 Jack YOUNGE	Yamaha - Chase Timber Products	10	8:48.548	23.223	6.462	82.27	51.062	6
10	95		8 Grant ROBERTSON	Kawasaki -	10	8:50.897	25.572	2.349	81.91	51.916	8
11	81	C	3 Liam DUFFETT	Triumph -	10	8:52.353	27.028	1.456	81.68	51.880	9
12	188	C	4 Dawid KRAWIECKI	Yamaha - Code Blue LTD & D A East Electrical	10	8:53.184	27.859	0.831	81.55	51.920	9
13	17		9 Andy GILL	Kawasaki -	10	8:53.243	27.918	0.059	81.55	52.027	5
14	25	C	5 Nick WHITCHER	Yamaha -	10	8:59.062	33.737	5.819	80.66	52.427	9
15	149	C	6 Callum HAMMETT	Yamaha -	10	8:59.135	33.810	0.073	80.65	52.166	10
16	29	C	7 Charlie STONE	Kawasaki -	10	9:01.303	35.978	2.168	80.33	52.927	10
17	971		10 Jake PACKHAM	Yamaha - Gasoline alley	10	9:03.576	38.251	2.273	79.99	52.784	10
18	8	C	8 Dave SAUNDERS	Honda -	9	8:25.747	1 Lap	1 Lap	77.38	53.949	8
19	83		11 Talan SKEELS-PIGGINS	Yamaha - Talan Racing	9	8:25.982	1 Lap	0.235	77.34	54.298	8
20	91		12 Ian BAYNES	Honda - Pelham Group	9	8:27.696	1 Lap	1.714	77.08	54.658	8
21	69	C	9 Robert WINDEATT	Yamaha - L&W Contractors	9	8:29.055	1 Lap	1.359	76.88	54.919	8
22	93	C	10 Jack GRISTWOOD	Suzuki -	9	8:54.219	1 Lap	25.164	73.26	57.214	2

NOT CLASSIFIED

DNF	912	C	Michael WHITE	Yamaha - Race Lab Suspension	8	6:56.361	2 Laps	1 Lap	83.55	51.023	7
DNF	47	C	James PEAKE	Yamaha - Sanda, Arienne and Lewis	7	6:20.570	3 Laps	1 Lap	79.98	53.127	2
DNF	256		Kevin BARSBY	Triumph -	4	3:55.204	6 Laps	3 Laps	73.95	56.147	2
DNF	661	C	Cameron HARRIS	Yamaha - HARRIS PERFORMANCE	3	2:45.296	7 Laps	1 Lap	78.92	52.795	3
DNF	50		Aditya SINGH BEHAL	Yamaha - Aditya Racing	2	1:58.772	8 Laps	1 Lap	73.22	55.954	2

FASTEST LAP

82			Andrew SMITH	Kawasaki - MSS Performance / Addition Steel	7	49.495		87.85 mph	141.39 kph
7	C		Thomas BENSTED	Triumph -	7	50.813		85.58 mph	137.72 kph

No. 60 - 10 Second penalty, Yellow flag infringement

Class - 92.5% of Race Speed = 79.59 mph

Class C - 92.5% of Race Speed = 77.36 mph

Brands Hatch Indy

Circuit Length = 1.2079 miles

Start: 17:05 Flag 17:13 End: 17:14

Weather / Track : Cloudy / Dry

These results are provisional until the conclusion of any judicial and technical matters.

Clerk Of Course :	Timekeeper :
-------------------	--------------

Results can be found at www.tsl-timing.com

Printed - 17:42 Saturday, 09 March 2019



BMCRC - MRO Championships 2019 - Rnd 1 @ Brands Hatch Indy

Team Respro MRO 600 inc MSS Performance Clubman 600

RACE 18 - LAP CHART

LAP 1 @ 17:06:29.191

NO	BEHIND	LAP TIME
14		55.079
86	0.321	55.400
121	0.643	55.722
82	0.787	55.866
912	1.610	56.689
40	2.038	57.117
60	2.625	57.704
7	2.789	57.868
56	3.069	58.148
32	3.348	58.427
661	4.206	59.285
188	4.611	59.690
81	4.668	59.747
95	5.039	1:00.118
17	5.159	1:00.238
47	5.431	1:00.510
25	5.862	1:00.941
149	6.415	1:01.494
29	6.456	1:01.535
971	7.087	1:02.166
50	7.739	1:02.818
256	8.945	1:04.024
91	9.054	1:04.133
83	9.474	1:04.553
8	9.829	1:04.908
69	10.471	1:05.550
93	10.559	1:05.638

LAP 2 @ 17:07:19.574

NO	BEHIND	LAP TIME
14		50.383
86	0.322	50.384
121	0.772	50.512
82	1.011	50.607
912	2.945	51.718
40	3.138	51.483
60	3.914	51.672
7	3.971	51.565
32	5.141	52.176
56	5.218	52.532
661	7.039	53.216
81	7.119	52.834
188	7.539	53.311
95	7.660	53.004
17	8.114	53.338
47	8.175	53.127
25	8.676	53.197
149	9.124	53.092
29	10.074	54.001
971	11.021	54.317
50	13.310	55.954
256	14.709	56.147
91	14.853	56.182
83	14.914	55.823
8	15.145	55.699
69	16.235	56.147
93	17.390	57.214

LAP 3 @ 17:08:09.901

NO	BEHIND	LAP TIME
14		50.327

86	0.291	50.296
121	0.663	50.218
82	1.031	50.347
912	4.217	51.599
60	4.738	51.151
40	5.136	52.325
7	5.220	51.576
32	5.849	51.035
56	6.067	51.176
661	9.507	52.795
81	9.570	52.778
95	9.945	52.612
188	10.749	53.537
17	11.086	53.299
47	11.333	53.485
25	11.631	53.282
149	11.741	52.944
29	12.742	52.995
971	14.630	53.936
83	19.519	54.932
91	20.108	55.582
8	20.557	55.739
69	21.011	55.103
256	21.223	56.841
93	24.563	57.500

LAP 4 @ 17:08:59.685

NO	BEHIND	LAP TIME
14		49.784
86	0.906	50.399
121	1.076	50.197
82	1.249	50.002
912	5.945	51.512
60	6.045	51.091
7	6.551	51.115
40	7.106	51.754
32	7.284	51.219
56	7.697	51.414
81	12.520	52.734
95	12.711	52.550
17	13.456	52.154
188	13.972	53.007
47	14.824	53.275
25	15.194	53.347
149	15.396	53.439
29	16.150	53.192
971	19.061	54.215
83	25.896	56.161
91	26.539	56.215
8	26.978	56.205
69	27.358	56.131
256	29.631	58.192
93	33.178	58.399

LAP 5 @ 17:09:49.541

NO	BEHIND	LAP TIME
14		49.856
82	1.085	49.692
121	1.551	50.331
86	1.813	50.763
60	7.543	51.354
912	7.622	51.533
7	8.130	51.435
40	8.682	51.432

32	9.212	51.784
56	9.326	51.485
81	14.848	52.184
83	14.848	52.184
95	15.052	52.197
17	15.627	52.027
188	16.932	52.816
47	18.458	53.490
25	18.710	53.372
149	18.879	53.339
29	19.226	52.932
971	22.850	53.645
83	31.879	55.839
8	32.166	55.044
91	32.427	55.744
69	32.608	55.106
93	42.082	58.760

LAP 6 @ 17:10:39.422

NO	BEHIND	LAP TIME
14		49.881
82	1.295	50.091
121	1.780	50.110
86	1.918	49.986
60	8.724	51.062
912	8.838	51.097
7	9.610	51.361
40	10.126	51.325
32	10.490	51.159
56	10.549	51.104
95	17.195	52.024
81	17.660	52.693
17	18.181	52.435
188	19.539	52.488
47	21.985	53.408
25	22.247	53.418
149	22.420	53.422
29	22.612	53.267
971	26.248	53.279
83	36.932	54.934
8	37.118	54.833
91	37.671	55.125
69	37.886	55.159

LAP 7 @ 17:11:29.389

NO	BEHIND	LAP TIME
14		49.967
82	0.823	49.495
93	1 Lap	58.678
121	1.693	49.880
86	2.140	50.189
60	9.838	51.081
912	9.894	51.023
7	10.456	50.813
40	11.186	51.027
56	11.376	50.794
32	12.147	51.624
95	19.181	51.953
81	20.120	52.427
17	20.647	52.433
188	21.800	52.228
47	25.293	53.275
25	25.636	53.356
29	25.837	53.192
149	25.949	53.496

971	29.252	52.971
83	41.586	54.621
8	41.766	54.615
91	42.827	55.123
69	43.324	55.405

LAP 8 @ 17:12:19.422

NO	BEHIND	LAP TIME
14		50.033
82	0.313	49.523
121	1.707	50.047
86	3.104	50.997
93	1 Lap	57.839
60	10.888	51.083
912	11.051	51.190
7	11.244	50.821
40	12.056	50.903
56	12.345	51.002
32	13.501	51.387
95	21.064	51.916
81	22.277	52.190
17	23.187	52.573
188	23.982	52.215
25	28.417	52.814
149	29.106	53.190
29	30.076	54.272
971	32.186	52.967
8	45.682	53.949
83	45.851	54.298
91	47.452	54.658
69	48.210	54.919

LAP 9 @ 17:13:08.954

NO	BEHIND	LAP TIME
14		49.532
82	0.442	49.661
121	2.089	49.914
86	4.708	51.136
60	12.566	51.210
7	13.709	51.997
40	14.004	51.480
56	15.522	52.709
32	15.976	52.007
93	1 Lap	58.783
95	23.460	51.928
81	24.625	51.880
17	26.184	52.529
188	26.370	51.920
25	31.312	52.427
149	32.127	52.553
29	33.534	52.990
971	35.950	53.296

LAP 10 @ 17:13:59.437

NO	BEHIND	LAP TIME
14		50.483
82	0.336	50.377
8	1 Lap	54.755
83	1 Lap	54.821
121	2.155	50.549
91	1 Lap	54.934
69	1 Lap	55.535
86	5.304	51.079

Weather / Track : Cloudy / Dry

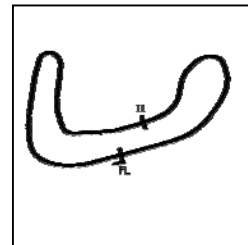
Results can be found at www.tsl-timing.com

Brands Hatch Indy
Circuit Length = 1.2079 miles
Start: 17:05 Flag 17:13 End: 17:14

BMCRC - MRO Championships 2019 - Rnd 1 @ Brands Hatch Indy

Team Respro MRO 600 inc MSS Performance Clubman 600

RACE 18 - SECTOR ANALYSIS



SECTOR 1 = FL to I1, SECTOR 2 = I1 to FL, DIFF = Difference To Personal Best Lap, P = Crossed Finish Line in Pit Lane, D = Time Disallowed

P1 14		Chris BURRAGE		Yamaha - Seton tuning		
IDEAL LAP TIME :		BEST LAP TIME : 49.532		DIFFERENCE :		
LAP	SECTOR 1	SECTOR 2	LAP TIME	MPH	DIFF	TIME OF DAY
1 -			55.079	78.95	5.547	17:06:29.191
2 -			50.383	86.31	0.851	17:07:19.574
3 -			50.327	86.40	0.795	17:08:09.901
4 -			49.784 (2)	87.34	0.252	17:08:59.685
5 -			49.856 (3)	87.22	0.324	17:09:49.541
6 -			49.881	87.17	0.349	17:10:39.422
7 -			49.967	87.02	0.435	17:11:29.389
8 -			50.033	86.91	0.501	17:12:19.422
9 -			49.532 (1)	87.79		17:13:08.954
10 -			50.483	86.13	0.951	17:13:59.437

P2 82		Andrew SMITH		Kawasaki - MSS Performance / Addition Steel		
IDEAL LAP TIME : 49.416		BEST LAP TIME : 49.495		DIFFERENCE : 0.079		
LAP	SECTOR 1	SECTOR 2	LAP TIME	MPH	DIFF	TIME OF DAY
1 -		20.010	55.866	77.83	6.371	17:06:29.978
2 -	30.912	19.695	50.607	85.92	1.112	17:07:20.585
3 -	30.567	19.780	50.347	86.37	0.852	17:08:10.932
4 -	30.216	19.786	50.002	86.96	0.507	17:09:00.934
5 -	30.067	19.625	49.692	87.51	0.197	17:09:50.626
6 -	30.054	20.037	50.091	86.81	0.596	17:10:40.717
7 -	29.915	19.580	49.495 (1)	87.85		17:11:30.212
8 -	29.836	19.687	49.523 (2)	87.80	0.028	17:12:19.735
9 -	30.007	19.654	49.661 (3)	87.56	0.166	17:13:09.396
10 -	30.363	20.014	50.377	86.32	0.882	17:13:59.773

P3 121		Max SYMONDS		Kawasaki - J&C Symonds LTD		
IDEAL LAP TIME : 49.733		BEST LAP TIME : 49.880		DIFFERENCE : 0.147		
LAP	SECTOR 1	SECTOR 2	LAP TIME	MPH	DIFF	TIME OF DAY
1 -		20.032	55.722	78.04	5.842	17:06:29.834
2 -	30.575	19.937	50.512	86.09	0.632	17:07:20.346
3 -	30.259	19.959	50.218	86.59	0.338	17:08:10.564
4 -	30.323	19.874	50.197	86.63	0.317	17:09:00.761
5 -	30.494	19.837	50.331	86.40	0.451	17:09:51.092
6 -	30.166	19.944	50.110	86.78	0.230	17:10:41.202
7 -	29.974	19.906	49.880 (1)	87.18		17:11:31.082
8 -	30.098	19.949	50.047 (3)	86.89	0.167	17:12:21.129
9 -	29.896	20.018	49.914 (2)	87.12	0.034	17:13:11.043
10 -	30.294	20.255	50.549	86.02	0.669	17:14:01.592

P4 86		Jamie KELMAN		Triumph -		
IDEAL LAP TIME : 49.907		BEST LAP TIME : 49.986		DIFFERENCE : 0.079		
LAP	SECTOR 1	SECTOR 2	LAP TIME	MPH	DIFF	TIME OF DAY
1 -		20.095	55.400	78.49	5.414	17:06:29.512
2 -	30.451	19.933	50.384	86.30	0.398	17:07:19.896
3 -	30.222	20.074	50.296 (3)	86.46	0.310	17:08:10.192
4 -	30.466	19.933	50.399	86.28	0.413	17:09:00.591
5 -			50.763	85.66	0.777	17:09:51.354
6 -	30.301	19.685	49.986 (1)	86.99		17:10:41.340
7 -	30.225	19.964	50.189 (2)	86.64	0.203	17:11:31.529
8 -	31.009	19.988	50.997	85.27	1.011	17:12:22.526
9 -	30.993	20.143	51.136	85.03	1.150	17:13:13.662
10 -	30.872	20.207	51.079	85.13	1.093	17:14:04.741

P5 7 C		Thomas BENSTED		Triumph -		
IDEAL LAP TIME : 50.678		BEST LAP TIME : 50.813		DIFFERENCE : 0.135		
LAP	SECTOR 1	SECTOR 2	LAP TIME	MPH	DIFF	TIME OF DAY

Weather / Track : Cloudy / Dry

Brands Hatch Indy
Circuit Length = 1.2079 miles
Start: 17:05 Flag 17:13 End: 17:14

BMCRC - MRO Championships 2019 - Rnd 1 @ Brands Hatch Indy

Team Respro MRO 600 inc MSS Performance Clubman 600

RACE 18 - SECTOR ANALYSIS



SECTOR 1 = FL to I1, SECTOR 2 = I1 to FL, DIFF = Difference To Personal Best Lap, P = Crossed Finish Line in Pit Lane, D = Time Disallowed

Lap	Time	Diff	MPH	Time of Day
1 -	20.769		57.868	7.055 17:06:31.980
2 -	31.396	20.169	51.565	84.33 0.752 17:07:23.545
3 -	31.313	20.263	51.576	84.31 0.763 17:08:15.121
4 -	30.825	20.290	51.115 (3)	85.07 0.302 17:09:06.236
5 -	31.149	20.286	51.435	84.54 0.622 17:09:57.671
6 -	31.068	20.293	51.361	84.66 0.548 17:10:49.032
7 -	30.753	20.060	50.813 (1)	85.58 17:11:39.845
8 -	30.618	20.203	50.821 (2)	85.56 0.008 17:12:30.666
9 -	31.716	20.281	51.997	83.63 1.184 17:13:22.663
10 -	30.846	20.505	51.351	84.68 0.538 17:14:14.014

P6 40 David SHELVEY		Suzuki - ymark.com				
IDEAL LAP TIME : 50.848	BEST LAP TIME : 50.903	DIFFERENCE : 0.055				
LAP	SECTOR 1	SECTOR 2	LAP TIME	MPH	DIFF	TIME OF DAY

1 -		20.429	57.117	76.13	6.214	17:06:31.229
2 -	31.098	20.385	51.483	84.46	0.580	17:07:22.712
3 -	31.486	20.839	52.325	83.10	1.422	17:08:15.037
4 -	31.316	20.438	51.754	84.02	0.851	17:09:06.791
5 -	31.224	20.208	51.432	84.55	0.529	17:09:58.223
6 -	31.045	20.280	51.325	84.72	0.422	17:10:49.548
7 -	30.850	20.177	51.027 (2)	85.22	0.124	17:11:40.575
8 -	30.697	20.206	50.903 (1)	85.42		17:12:31.478
9 -	31.218	20.262	51.480	84.47	0.577	17:13:22.958
10 -	31.058	20.151	51.209 (3)	84.91	0.306	17:14:14.167

P7 56 Michael MILLS		Yamaha - A51 Racing				
IDEAL LAP TIME : 50.794	BEST LAP TIME : 50.794	DIFFERENCE : 0.000				
LAP	SECTOR 1	SECTOR 2	LAP TIME	MPH	DIFF	TIME OF DAY

1 -			58.148	74.78	7.354	17:06:32.260
2 -	32.255	20.277	52.532	82.78	1.738	17:07:24.792
3 -	31.153	20.023	51.176	84.97	0.382	17:08:15.968
4 -	31.216	20.198	51.414	84.58	0.620	17:09:07.382
5 -			51.485	84.46	0.691	17:09:58.867
6 -	31.004	20.100	51.104 (3)	85.09	0.310	17:10:49.971
7 -	30.771	20.023	50.794 (1)	85.61		17:11:40.765
8 -			51.002 (2)	85.26	0.208	17:12:31.767
9 -			52.709	82.50	1.915	17:13:24.476
10 -	31.016	20.342	51.358	84.67	0.564	17:14:15.834

P8 32 Mark PIPER		Yamaha - please sponsor me				
IDEAL LAP TIME : 51.033	BEST LAP TIME : 51.035	DIFFERENCE : 0.002				
LAP	SECTOR 1	SECTOR 2	LAP TIME	MPH	DIFF	TIME OF DAY

1 -		20.636	58.427	74.42	7.392	17:06:32.539
2 -	31.639	20.537	52.176	83.34	1.141	17:07:24.715
3 -	30.776	20.259	51.035 (1)	85.20		17:08:15.750
4 -	30.899	20.320	51.219 (3)	84.90	0.184	17:09:06.969
5 -	31.365	20.419	51.784	83.97	0.749	17:09:58.753
6 -	30.774	20.385	51.159 (2)	85.00	0.124	17:10:49.912
7 -	31.297	20.327	51.624	84.23	0.589	17:11:41.536
8 -	30.967	20.420	51.387	84.62	0.352	17:12:32.923
9 -	31.256	20.751	52.007	83.61	0.972	17:13:24.930
10 -	30.907	20.361	51.268	84.82	0.233	17:14:16.198

P9 60 C Jack YOUNGE		Yamaha - Chase Timber Products				
IDEAL LAP TIME : 50.885	BEST LAP TIME : 51.062	DIFFERENCE : 0.177				
LAP	SECTOR 1	SECTOR 2	LAP TIME	MPH	DIFF	TIME OF DAY

1 -		20.615	57.704	75.36	6.642	17:06:31.816
2 -	31.099	20.573	51.672	84.15	0.610	17:07:23.488
3 -	30.779	20.372	51.151	85.01	0.089	17:08:14.639
4 -	30.667	20.424	51.091	85.11	0.029	17:09:05.730

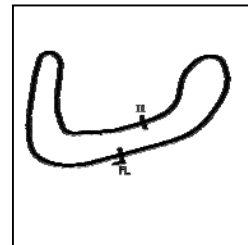
Weather / Track : Cloudy / Dry

Brands Hatch Indy
Circuit Length = 1.2079 miles
Start: 17:05 Flag 17:13 End: 17:14

BMCRC - MRO Championships 2019 - Rnd 1 @ Brands Hatch Indy

Team Respro MRO 600 inc MSS Performance Clubman 600

RACE 18 - SECTOR ANALYSIS



SECTOR 1 = FL to I1, SECTOR 2 = I1 to FL, DIFF = Difference To Personal Best Lap, P = Crossed Finish Line in Pit Lane, D = Time Disallowed

5 -	30.850	20.504	51.354	84.67	0.292	17:09:57.084
6 -	30.685	20.377	51.062 (1)	85.16		17:10:48.146
7 -	30.560	20.521	51.081 (2)	85.13	0.019	17:11:39.227
8 -	30.758	20.325	51.083 (3)	85.12	0.021	17:12:30.310
9 -	30.851	20.359	51.210	84.91	0.148	17:13:21.520
10 -	30.809	20.331	51.140	85.03	0.078	17:14:12.660

P10 95	Grant ROBERTSON	Kawasaki -
IDEAL LAP TIME : 51.590	BEST LAP TIME : 51.916	DIFFERENCE : 0.326

LAP	SECTOR 1	SECTOR 2	LAP TIME	MPH	DIFF	TIME OF DAY
1 -		20.948	1:00.118	72.33	8.202	17:06:34.230
2 -	32.264	20.740	53.004	82.04	1.088	17:07:27.234
3 -	32.117	20.495	52.612	82.65	0.696	17:08:19.846
4 -	32.050	20.500	52.550	82.75	0.634	17:09:12.396
5 -	31.747	20.450	52.197	83.31	0.281	17:10:04.593
6 -	31.499	20.525	52.024	83.58	0.108	17:10:56.617
7 -	31.372	20.581	51.953 (3)	83.70	0.037	17:11:48.570
8 -	31.357	20.559	51.916 (1)	83.76		17:12:40.486
9 -	31.450	20.478	51.928 (2)	83.74	0.012	17:13:32.414
10 -	31.140	21.455	52.595	82.68	0.679	17:14:25.009

P11 81 C	Liam DUFFETT	Triumph -
IDEAL LAP TIME : 51.819	BEST LAP TIME : 51.880	DIFFERENCE : 0.061

LAP	SECTOR 1	SECTOR 2	LAP TIME	MPH	DIFF	TIME OF DAY
1 -		20.964	59.747	72.78	7.867	17:06:33.859
2 -	31.946	20.888	52.834	82.30	0.954	17:07:26.693
3 -	31.779	20.999	52.778	82.39	0.898	17:08:19.471
4 -	32.071	20.663	52.734	82.46	0.854	17:09:12.205
5 -	31.674	20.510	52.184 (2)	83.33	0.304	17:10:04.389
6 -	31.969	20.724	52.693	82.52	0.813	17:10:57.082
7 -	31.831	20.596	52.427	82.94	0.547	17:11:49.509
8 -	31.618	20.572	52.190 (3)	83.32	0.310	17:12:41.699
9 -	31.490	20.390	51.880 (1)	83.82		17:13:33.579
10 -	31.429	21.457	52.886	82.22	1.006	17:14:26.465

P12 188 C	Dawid KRAWIECKI	Yamaha - Code Blue LTD & D A East Electrical
IDEAL LAP TIME : 51.795	BEST LAP TIME : 51.920	DIFFERENCE : 0.125

LAP	SECTOR 1	SECTOR 2	LAP TIME	MPH	DIFF	TIME OF DAY
1 -		21.256	59.690	72.85	7.770	17:06:33.802
2 -	32.406	20.905	53.311	81.57	1.391	17:07:27.113
3 -	32.590	20.947	53.537	81.22	1.617	17:08:20.650
4 -	32.227	20.780	53.007	82.03	1.087	17:09:13.657
5 -	32.047	20.769	52.816	82.33	0.896	17:10:06.473
6 -	31.687	20.801	52.488	82.84	0.568	17:10:58.961
7 -	31.442	20.786	52.228	83.26	0.308	17:11:51.189
8 -	31.605	20.610	52.215 (3)	83.28	0.295	17:12:43.404
9 -	31.477	20.443	51.920 (1)	83.75		17:13:35.324
10 -	31.352	20.620	51.972 (2)	83.67	0.052	17:14:27.296

P13 17	Andy GILL	Kawasaki -
IDEAL LAP TIME : 51.876	BEST LAP TIME : 52.027	DIFFERENCE : 0.151

LAP	SECTOR 1	SECTOR 2	LAP TIME	MPH	DIFF	TIME OF DAY
1 -		21.321	1:00.238	72.19	8.211	17:06:34.350
2 -	32.286	21.052	53.338	81.52	1.311	17:07:27.688
3 -	32.437	20.862	53.299	81.58	1.272	17:08:20.987
4 -	31.395	20.759	52.154 (2)	83.38	0.127	17:09:13.141
5 -	31.381	20.646	52.027 (1)	83.58		17:10:05.168
6 -	31.502	20.933	52.435	82.93	0.408	17:10:57.603
7 -	31.725	20.708	52.433	82.93	0.406	17:11:50.036
8 -	31.682	20.891	52.573	82.71	0.546	17:12:42.609

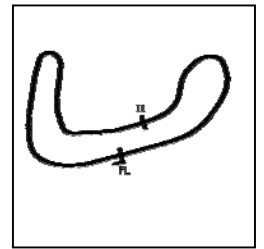
Weather / Track : Cloudy / Dry

Brands Hatch Indy
Circuit Length = 1.2079 miles
Start: 17:05 Flag 17:13 End: 17:14

BMCRC - MRO Championships 2019 - Rnd 1 @ Brands Hatch Indy

Team Respro MRO 600 inc MSS Performance Clubman 600

RACE 18 - SECTOR ANALYSIS



SECTOR 1 = FL to I1, SECTOR 2 = I1 to FL, DIFF = Difference To Personal Best Lap, P = Crossed Finish Line in Pit Lane, D = Time Disallowed

9 -	31.806	20.723	52.529	82.78	0.502	17:13:35.138
10 -	31.230	20.987	52.217 (3)	83.27	0.190	17:14:27.355

P14 25 C		Nick WHITCHER		Yamaha -			
IDEAL LAP TIME : 52.426		BEST LAP TIME : 52.427		DIFFERENCE : 0.001			
LAP	SECTOR 1	SECTOR 2	LAP TIME	MPH	DIFF	TIME OF DAY	
1 -		21.276	1:00.941	71.35	8.514	17:06:35.053	
2 -	32.350	20.847	53.197	81.74	0.770	17:07:28.250	
3 -	32.198	21.084	53.282	81.61	0.855	17:08:21.532	
4 -	32.346	21.001	53.347	81.51	0.920	17:09:14.879	
5 -	32.379	20.993	53.372	81.47	0.945	17:10:08.251	
6 -	32.346	21.072	53.418	81.40	0.991	17:11:01.669	
7 -	32.300	21.056	53.356	81.50	0.929	17:11:55.025	
8 -	32.070	20.744	52.814 (2)	82.33	0.387	17:12:47.839	
9 -	31.682	20.745	52.427 (1)	82.94		17:13:40.266	
10 -	32.102	20.806	52.908 (3)	82.19	0.481	17:14:33.174	

P15 149 C		Callum HAMMETT		Yamaha -			
IDEAL LAP TIME : 52.166		BEST LAP TIME : 52.166		DIFFERENCE : 0.000			
LAP	SECTOR 1	SECTOR 2	LAP TIME	MPH	DIFF	TIME OF DAY	
1 -		21.471	1:01.494	70.71	9.328	17:06:35.606	
2 -	32.412	20.680	53.092	81.90	0.926	17:07:28.698	
3 -	32.048	20.896	52.944 (3)	82.13	0.778	17:08:21.642	
4 -	32.537	20.902	53.439	81.37	1.273	17:09:15.081	
5 -	32.362	20.977	53.339	81.52	1.173	17:10:08.420	
6 -	32.362	21.060	53.422	81.40	1.256	17:11:01.842	
7 -	32.684	20.812	53.496	81.28	1.330	17:11:55.338	
8 -	32.328	20.862	53.190	81.75	1.024	17:12:48.528	
9 -	31.868	20.685	52.553 (2)	82.74	0.387	17:13:41.081	
10 -	31.654	20.512	52.166 (1)	83.36		17:14:33.247	

P16 29 C		Charlie STONE		Kawasaki -			
IDEAL LAP TIME : 52.631		BEST LAP TIME : 52.927		DIFFERENCE : 0.296			
LAP	SECTOR 1	SECTOR 2	LAP TIME	MPH	DIFF	TIME OF DAY	
1 -		21.739	1:01.535	70.66	8.608	17:06:35.647	
2 -	32.940	21.061	54.001	80.52	1.074	17:07:29.648	
3 -	31.997	20.998	52.995	82.05	0.068	17:08:22.643	
4 -	32.405	20.787	53.192	81.75	0.265	17:09:15.835	
5 -	32.210	20.722	52.932 (2)	82.15	0.005	17:10:08.767	
6 -	32.633	20.634	53.267	81.63	0.340	17:11:02.034	
7 -	32.257	20.935	53.192	81.75	0.265	17:11:55.226	
8 -	32.184	22.088	54.272	80.12	1.345	17:12:49.498	
9 -	32.345	20.645	52.990 (3)	82.06	0.063	17:13:42.488	
10 -	32.270	20.657	52.927 (1)	82.16		17:14:35.415	

P17 971		Jake PACKHAM		Yamaha - Gasoline alley			
IDEAL LAP TIME : 52.784		BEST LAP TIME : 52.784		DIFFERENCE : 0.000			
LAP	SECTOR 1	SECTOR 2	LAP TIME	MPH	DIFF	TIME OF DAY	
1 -		21.900	1:02.166	69.95	9.382	17:06:36.278	
2 -	33.019	21.298	54.317	80.05	1.533	17:07:30.595	
3 -	32.538	21.398	53.936	80.62	1.152	17:08:24.531	
4 -	32.783	21.432	54.215	80.21	1.431	17:09:18.746	
5 -	32.380	21.265	53.645	81.06	0.861	17:10:12.391	
6 -	32.185	21.094	53.279	81.61	0.495	17:11:05.670	
7 -	31.780	21.191	52.971 (3)	82.09	0.187	17:11:58.641	
8 -	31.843	21.124	52.967 (2)	82.10	0.183	17:12:51.608	
9 -			53.296	81.59	0.512	17:13:44.904	
10 -	31.746	21.038	52.784 (1)	82.38		17:14:37.688	

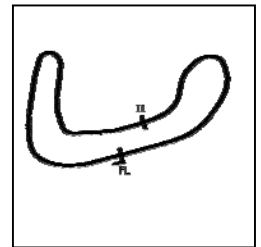
Weather / Track : Cloudy / Dry

Brands Hatch Indy
Circuit Length = 1.2079 miles
Start: 17:05 Flag 17:13 End: 17:14

BMCRC - MRO Championships 2019 - Rnd 1 @ Brands Hatch Indy

Team Respro MRO 600 inc MSS Performance Clubman 600

RACE 18 - SECTOR ANALYSIS



SECTOR 1 = FL to I1, SECTOR 2 = I1 to FL, DIFF = Difference To Personal Best Lap, P = Crossed Finish Line in Pit Lane, D = Time Disallowed

P18 8 C Dave SAUNDERS			Honda -			
IDEAL LAP TIME : 53.949		BEST LAP TIME : 53.949		DIFFERENCE : 0.000		
LAP	SECTOR 1	SECTOR 2	LAP TIME	MPH	DIFF	TIME OF DAY
1 -		22.594	1:04.908	66.99	10.959	17:06:39.020
2 -	33.984	21.715	55.699	78.07	1.750	17:07:34.719
3 -	33.988	21.751	55.739	78.01	1.790	17:08:30.458
4 -	34.247	21.958	56.205	77.37	2.256	17:09:26.663
5 -	33.332	21.712	55.044	79.00	1.095	17:10:21.707
6 -	33.301	21.532	54.833	79.30	0.884	17:11:16.540
7 -	33.278	21.337	54.615 (2)	79.62	0.666	17:12:11.155
8 -	32.617	21.332	53.949 (1)	80.60		17:13:05.104
9 -	33.047	21.708	54.755 (3)	79.41	0.806	17:13:59.859

P19 83 Talan SKEELS-PIGGINS			Yamaha - Talan Racing			
IDEAL LAP TIME : 54.298		BEST LAP TIME : 54.298		DIFFERENCE : 0.000		
LAP	SECTOR 1	SECTOR 2	LAP TIME	MPH	DIFF	TIME OF DAY
1 -		22.623	1:04.553	67.36	10.255	17:06:38.665
2 -	33.891	21.932	55.823	77.89	1.525	17:07:34.488
3 -	33.392	21.540	54.932	79.16	0.634	17:08:29.420
4 -	34.268	21.893	56.161	77.43	1.863	17:09:25.581
5 -	34.189	21.650	55.839	77.87	1.541	17:10:21.420
6 -	33.287	21.647	54.934	79.16	0.636	17:11:16.354
7 -	33.220	21.401	54.621 (2)	79.61	0.323	17:12:10.975
8 -	32.991	21.307	54.298 (1)	80.08		17:13:05.273
9 -	33.472	21.349	54.821 (3)	79.32	0.523	17:14:00.094

P20 91 Ian BAYNES			Honda - Pelham Group			
IDEAL LAP TIME : 54.399		BEST LAP TIME : 54.658		DIFFERENCE : 0.259		
LAP	SECTOR 1	SECTOR 2	LAP TIME	MPH	DIFF	TIME OF DAY
1 -		22.539	1:04.133	67.80	9.475	17:06:38.245
2 -	34.029	22.153	56.182	77.40	1.524	17:07:34.427
3 -	34.068	21.514	55.582	78.23	0.924	17:08:30.009
4 -	34.520	21.695	56.215	77.35	1.557	17:09:26.224
5 -	34.048	21.696	55.744	78.01	1.086	17:10:21.968
6 -	33.505	21.620	55.125	78.88	0.467	17:11:17.093
7 -	33.799	21.324	55.123 (3)	78.88	0.465	17:12:12.216
8 -	33.075	21.583	54.658 (1)	79.56		17:13:06.874
9 -	33.137	21.797	54.934 (2)	79.16	0.276	17:14:01.808

P21 69 C Robert WINDEATT			Yamaha - L&W Contractors			
IDEAL LAP TIME : 54.796		BEST LAP TIME : 54.919		DIFFERENCE : 0.123		
LAP	SECTOR 1	SECTOR 2	LAP TIME	MPH	DIFF	TIME OF DAY
1 -		22.505	1:05.550	66.33	10.631	17:06:39.662
2 -	34.437	21.710	56.147	77.45	1.228	17:07:35.809
3 -	33.696	21.407	55.103 (2)	78.91	0.184	17:08:30.912
4 -	34.446	21.685	56.131	77.47	1.212	17:09:27.043
5 -	33.558	21.548	55.106 (3)	78.91	0.187	17:10:22.149
6 -	33.880	21.279	55.159	78.83	0.240	17:11:17.308
7 -	33.820	21.585	55.405	78.48	0.486	17:12:12.713
8 -	33.517	21.402	54.919 (1)	79.18		17:13:07.632
9 -	33.992	21.543	55.535	78.30	0.616	17:14:03.167

P22 93 C Jack GRISTWOOD			Suzuki -			
IDEAL LAP TIME : 57.214		BEST LAP TIME : 57.214		DIFFERENCE : 0.000		
LAP	SECTOR 1	SECTOR 2	LAP TIME	MPH	DIFF	TIME OF DAY
1 -		23.064	1:05.638	66.25	8.424	17:06:39.750
2 -	34.705	22.509	57.214 (1)	76.00		17:07:36.964
3 -	34.871	22.629	57.500 (2)	75.62	0.286	17:08:34.464
4 -	35.508	22.891	58.399	74.46	1.185	17:09:32.863

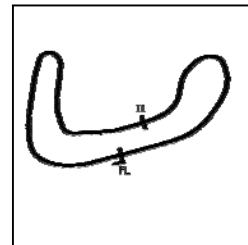
Weather / Track : Cloudy / Dry

Brands Hatch Indy
Circuit Length = 1.2079 miles
Start: 17:05 Flag 17:13 End: 17:14

BMCRC - MRO Championships 2019 - Rnd 1 @ Brands Hatch Indy

Team Respro MRO 600 inc MSS Performance Clubman 600

RACE 18 - SECTOR ANALYSIS



SECTOR 1 = FL to I1, SECTOR 2 = I1 to FL, DIFF = Difference To Personal Best Lap, P = Crossed Finish Line in Pit Lane, D = Time Disallowed

5 -	36.157	22.603	58.760	74.00	1.546	17:10:31.623
6 -	35.650	23.028	58.678	74.10	1.464	17:11:30.301
7 -	34.951	22.888	57.839 (3)	75.18	0.625	17:12:28.140
8 -	36.214	22.569	58.783	73.97	1.569	17:13:26.923
9 -	36.190	25.218	1:01.408	70.81	4.194	17:14:28.331

P23 912 C	Michael WHITE	Yamaha - Race Lab Suspension				
IDEAL LAP TIME : 50.847	BEST LAP TIME : 51.023	DIFFERENCE : 0.176				
LAP	SECTOR 1	SECTOR 2	LAP TIME	MPH	DIFF	TIME OF DAY

1 -		20.461	56.689	76.70	5.666	17:06:30.801
2 -	31.196	20.522	51.718	84.08	0.695	17:07:22.519
3 -	31.093	20.506	51.599	84.27	0.576	17:08:14.118
4 -	31.045	20.467	51.512	84.41	0.489	17:09:05.630
5 -	31.147	20.386	51.533	84.38	0.510	17:09:57.163
6 -	30.723	20.374	51.097 (2)	85.10	0.074	17:10:48.260
7 -	30.592	20.431	51.023 (1)	85.22		17:11:39.283
8 -	30.935	20.255	51.190 (3)	84.95	0.167	17:12:30.473

P24 47 C	James PEAKE	Yamaha - Sanda, Arienne and Lewis				
IDEAL LAP TIME : 53.056	BEST LAP TIME : 53.127	DIFFERENCE : 0.071				
LAP	SECTOR 1	SECTOR 2	LAP TIME	MPH	DIFF	TIME OF DAY

1 -		21.274	1:00.510	71.86	7.383	17:06:34.622
2 -	32.050	21.077	53.127 (1)	81.85		17:07:27.749
3 -	32.213	21.272	53.485	81.30	0.358	17:08:21.234
4 -	32.079	21.196	53.275 (2)	81.62	0.148	17:09:14.509
5 -	32.453	21.037	53.490	81.29	0.363	17:10:07.999
6 -	32.354	21.054	53.408	81.42	0.281	17:11:01.407
7 -	32.269	21.006	53.275 (2)	81.62	0.148	17:11:54.682

P25 256 C	Kevin BARSBY	Triumph -				
IDEAL LAP TIME : 55.823	BEST LAP TIME : 56.147	DIFFERENCE : 0.324				
LAP	SECTOR 1	SECTOR 2	LAP TIME	MPH	DIFF	TIME OF DAY

1 -		22.562	1:04.024	67.92	7.877	17:06:38.136
2 -	33.961	22.186	56.147 (1)	77.45		17:07:34.283
3 -	34.979	21.862	56.841 (2)	76.50	0.694	17:08:31.124
4 -	35.810	22.382	58.192 (3)	74.72	2.045	17:09:29.316

P26 661 C	Cameron HARRIS	Yamaha - HARRIS PERFORMANCE				
IDEAL LAP TIME :	BEST LAP TIME : 52.795	DIFFERENCE :				
LAP	SECTOR 1	SECTOR 2	LAP TIME	MPH	DIFF	TIME OF DAY

1 -			59.285	73.35	6.490	17:06:33.397
2 -			53.216 (2)	81.71	0.421	17:07:26.613
3 -			52.795 (1)	82.36		17:08:19.408

P27 50	Aditya SINGH BEHAL	Yamaha - Aditya Racing				
IDEAL LAP TIME : 55.765	BEST LAP TIME : 55.954	DIFFERENCE : 0.189				
LAP	SECTOR 1	SECTOR 2	LAP TIME	MPH	DIFF	TIME OF DAY

1 -		21.843	1:02.818	69.22	6.864	17:06:36.930
2 -	33.922	22.032	55.954 (1)	77.71		17:07:32.884

BMCRC - MRO Championships 2019 - Rnd 1 @ Brands Hatch Indy

Team Respro MRO 600 inc MSS Performance Clubman 600

RACE 18 - BEST SECTORS

SECTOR 1			SECTOR 2			IDEAL / BEST COMPARISON						
POS	NO	NAME	TIME	NO	NAME	TIME	POS	NO	NAME	IDEAL	BEST	DIFF
									PERFECT LAP	49.416		
1	82	SMITH	29.836	82	SMITH	19.580	1	82	SMITH	49.416	49.495	0.079
2	121	SYMONDS	29.896	86	KELMAN	19.685	2	121	SYMONDS	49.733	49.880	0.147
3	86	KELMAN	30.222	121	SYMONDS	19.837	3	86	KELMAN	49.907	49.986	0.079
4	60	YOUNGE	30.560	56	MILLS	20.023	4	7	BENSTED	50.678	50.813	0.135
5	912	WHITE	30.592	7	BENSTED	20.060	5	56	MILLS	50.794	50.794	0.000
6	7	BENSTED	30.618	40	SHELVEY	20.151	6	912	WHITE	50.847	51.023	0.176
7	40	SHELVEY	30.697	912	WHITE	20.255	7	40	SHELVEY	50.848	50.903	0.055
8	56	MILLS	30.771	32	PIPER	20.259	8	60	YOUNGE	50.885	51.062	0.177
9	32	PIPER	30.774	60	YOUNGE	20.325	9	32	PIPER	51.033	51.035	0.002
10	95	ROBERTSON	31.140	81	DUFFETT	20.390	10	95	ROBERTSON	51.590	51.916	0.326
11	17	GILL	31.230	188	KRAWIECKI	20.443	11	188	KRAWIECKI	51.795	51.920	0.125
12	188	KRAWIECKI	31.352	95	ROBERTSON	20.450	12	81	DUFFETT	51.819	51.880	0.061
13	81	DUFFETT	31.429	149	HAMMETT	20.512	13	17	GILL	51.876	52.027	0.151
14	149	HAMMETT	31.654	29	STONE	20.634	14	149	HAMMETT	52.166	52.166	0.000
15	25	WHITCHER	31.682	17	GILL	20.646	15	25	WHITCHER	52.426	52.427	0.001
16	971	PACKHAM	31.746	25	WHITCHER	20.744	16	29	STONE	52.631	52.927	0.296
17	29	STONE	31.997	47	PEAKE	21.006	17	971	PACKHAM	52.784	52.784	0.000
18	47	PEAKE	32.050	971	PACKHAM	21.038	18	47	PEAKE	53.056	53.127	0.071
19	8	SAUNDERS	32.617	69	WINDEATT	21.279	19	8	SAUNDERS	53.949	53.949	0.000
20	83	SKEELS-PIGGINS	32.991	83	SKEELS-PIGGINS	21.307	20	83	SKEELS-PIGGINS	54.298	54.298	0.000
21	91	BAYNES	33.075	91	BAYNES	21.324	21	91	BAYNES	54.399	54.658	0.259
22	69	WINDEATT	33.517	8	SAUNDERS	21.332	22	69	WINDEATT	54.796	54.919	0.123
23	50	SINGH BEHAL	33.922	50	SINGH BEHAL	21.843	23	50	SINGH BEHAL	55.765	55.954	0.189
24	256	BARSBY	33.961	256	BARSBY	21.862	24	256	BARSBY	55.823	56.147	0.324
25	93	GRISTWOOD	34.705	93	GRISTWOOD	22.509	25	93	GRISTWOOD	57.214	57.214	0.000
26							26	661	HARRIS		52.795	
27							27	14	BURRAGE		49.532	

Weather / Track : Cloudy / Dry

Results can be found at www.tsl-timing.com

Brands Hatch Indy
Circuit Length = 1.2079 miles
Start: 17:05 Flag 17:13 End: 17:14

Printed - 17:16 Saturday, 09 March 2019

BMCRC - MRO Championships 2019 - Rnd 1 @ Brands Hatch Indy

Team Respro MRO 600 inc MSS Performance Clubman 600



RACE 8 - GRID (12 Laps)

ROW 9	27	93	Jack GRISTWOOD	57.214	26	256	Kevin BARSBY	56.147	25	50	Aditya SINGH BEHAL	55.954
ROW 8	24	69	Robert WINDEATT	54.919	23	91	Ian BAYNES	54.658	22	83	Talan SKEELS-PIGGINS	54.298
ROW 7	21	8	Dave SAUNDERS	53.949	20	47	James PEAKE	53.127	19	29	Charlie STONE	52.927
ROW 6	18	661	Cameron HARRIS	52.795	17	971	Jake PACKHAM	52.784	16	25	Nick WHITCHER	52.427
ROW 5	15	149	Callum HAMMETT	52.166	14	17	Andy GILL	52.027	13	188	Dawid KRAWIECKI	51.920
ROW 4	12	95	Grant ROBERTSON	51.916	11	81	Liam DUFFETT	51.880	10	60	Jack YOUNGE	51.062
ROW 3	9	32	Mark PIPER	51.035	8	912	Michael WHITE	51.023	7	40	David SHELVEY	50.903
ROW 2	6	7	Thomas BENSTED	50.813	5	56	Michael MILLS	50.794	4	86	Jamie KELMAN	49.986
ROW 1	3	121	Max SYMONDS	49.880	2	14	Chris BURRAGE	49.532	1	82	Andrew SMITH	49.495
Pole												

Brands Hatch Indy
Circuit Length = 1.2079 miles

These results are provisional until the conclusion of any judicial and technical matters.

Clerk Of Course :	Timekeeper :
-------------------	--------------

Results can be found at www.tsl-timing.com

Printed - 17:18 Saturday, 09 March 2019



BMCRC - MRO Championships 2019 - Rnd 1 @ Brands Hatch Indy

Team Respro MRO 600 inc MSS Performance Clubman 600



RACE 8 - CLASSIFICATION

POS	NO	CL	PIC NAME	ENTRY	LAPS	TIME	GAP	DIFF	MPH	BEST	ON
1	121		1 Max SYMONDS	Kawasaki - J&C Symonds LTD	10	8:25.248			86.06	49.662	3
2	14		2 Chris BURRAGE	Yamaha - Seton tuning	10	8:25.434	0.186	0.186	86.03	49.375	3
3	86		3 Jamie KELMAN	Triumph -	10	8:26.000	0.752	0.566	85.94	49.738	3
4	56		4 Michael MILLS	Yamaha - A51 Racing	10	8:36.654	11.406	10.654	84.16	50.853	3
5	60	C	1 Jack YOUNGE	Yamaha - Chase Timber Products	10	8:40.963	15.715	4.309	83.47	51.092	8
6	912	C	2 Michael WHITE	Yamaha - Race Lab Suspension	10	8:41.236	15.988	0.273	83.42	51.018	8
7	40		5 David SHELVEY	Suzuki - ymark.com	10	8:41.402	16.154	0.166	83.40	50.994	9
8	81	C	3 Liam DUFFETT	Triumph -	10	8:42.449	17.201	1.047	83.23	51.160	6
9	7	C	4 Thomas BENSTED	Triumph -	10	8:42.639	17.391	0.190	83.20	51.274	10
10	188	C	5 Dawid KRAWIECKI	Yamaha - Code Blue LTD & D A East Electrical	10	8:51.207	25.959	8.568	81.86	51.815	9
11	95		6 Grant ROBERTSON	Kawasaki -	10	8:51.908	26.660	0.701	81.75	52.220	8
12	25	C	6 Nick WHITCHER	Yamaha -	10	8:52.231	26.983	0.323	81.70	52.158	6
13	17		7 Andy GILL	Kawasaki -	10	8:52.949	27.701	0.718	81.59	52.185	8
14	971		8 Jake PACKHAM	Yamaha - Gasoline alley	10	8:54.668	29.420	1.719	81.33	52.318	5
15	149	C	7 Callum HAMMETT	Yamaha -	10	8:56.460	31.212	1.792	81.06	52.450	8
16	50		9 Aditya SINGH BEHAL	Yamaha - Aditya Racing	10	9:04.492	39.244	8.032	79.86	53.110	3
17	83		10 Talan SKEELS-PIGGINS	Yamaha - Talan Racing	9	8:25.422	1 Lap	1 Lap	77.43	54.597	9
18	8	C	8 Dave SAUNDERS	Honda -	9	8:25.468	1 Lap	0.046	77.42	54.364	9
19	256		11 Kevin BARSBY	Triumph -	9	8:32.060	1 Lap	6.592	76.43	55.316	8
20	93	C	9 Jack GRISTWOOD	Suzuki -	9	8:54.499	1 Lap	22.439	73.22	56.929	2

NOT CLASSIFIED

DNF	82		Andrew SMITH	Kawasaki - MSS Performance / Addition Steel	6	5:04.430	4 Laps	3 Laps	85.70	49.559	3
-----	----	--	--------------	---	---	----------	--------	--------	-------	--------	---

FASTEST LAP

	14		Chris BURRAGE	Yamaha - Seton tuning	3	49.375			88.07 mph	141.73 kph	
	912	C	Michael WHITE	Yamaha - Race Lab Suspension	8	51.018			85.23 mph	137.17 kph	

Class - 92.5% of Race Speed = 79.60 mph
Class C - 92.5% of Race Speed = 77.20 mph

Brands Hatch Indy
 Circuit Length = 1.2079 miles
 Start: 13:29 Flag 13:37 End: 13:38

Weather / Track : Cloudy / Dry
These results are provisional until the conclusion of any judicial and technical matters.

Clerk Of Course :	Timekeeper :
-------------------	--------------

Results can be found at www.tsl-timing.com

Printed - 13:46 Sunday, 10 March 2019



BMCRC - MRO Championships 2019 - Rnd 1 @ Brands Hatch Indy

Team Respro MRO 600 inc MSS Performance Clubman 600

RACE 8 - LAP CHART

LAP 1 @ 13:30:27.435

NO	BEHIND	LAP TIME
14		54.080
86	0.554	54.634
121	0.619	54.699
82	0.845	54.925
56	2.028	56.108
60	3.182	57.262
40	3.665	57.745
7	3.720	57.800
912	4.106	58.186
188	4.702	58.782
95	4.973	59.053
81	5.036	59.116
25	5.535	59.615
17	5.800	59.880
149	6.152	1:00.232
971	6.339	1:00.419
50	6.851	1:00.931
8	9.562	1:03.642
256	10.325	1:04.405
83	10.505	1:04.585
93	11.127	1:05.207

LAP 2 @ 13:31:17.367

NO	BEHIND	LAP TIME
14		49.932
121	0.582	49.895
86	0.920	50.298
82	1.272	50.359
56	3.223	51.127
60	5.527	52.277
40	5.703	51.970
7	6.246	52.458
912	6.649	52.475
81	7.005	51.901
188	8.245	53.475
95	8.407	53.366
25	8.721	53.118
17	9.053	53.185
149	9.677	53.457
971	9.891	53.484
50	10.702	53.783
8	15.791	56.161
83	16.078	55.505
256	17.597	57.204
93	18.124	56.929

LAP 3 @ 13:32:06.742

NO	BEHIND	LAP TIME
14		49.375
121	0.869	49.662
86	1.283	49.738
82	1.456	49.559
56	4.701	50.853
60	7.842	51.690
40	8.134	51.806
7	8.597	51.726
912	8.767	51.493
81	9.013	51.383
188	11.268	52.398
95	11.630	52.598
25	11.810	52.464

17	12.153	52.475
149	13.227	52.925
971	13.369	52.853
50	14.437	53.110
83	22.491	55.788
8	22.521	56.105
256	24.268	56.046
93	27.028	58.279

LAP 4 @ 13:32:57.386

NO	BEHIND	LAP TIME
14		50.644
121	0.237	50.012
86	0.668	50.029
82	0.833	50.021
56	5.291	51.234
60	8.976	51.778
40	9.287	51.797
912	9.685	51.562
7	9.771	51.818
81	10.144	51.775
188	13.258	52.634
95	13.378	52.392
25	13.612	52.446
17	14.017	52.508
149	15.208	52.625
971	15.347	52.622
50	17.210	53.417
83	27.158	55.311
8	27.582	55.705
256	29.452	55.828
93	34.911	58.527

LAP 5 @ 13:33:47.509

NO	BEHIND	LAP TIME
14		50.123
121	0.183	50.069
82	0.350	49.640
86	0.777	50.232
56	6.267	51.099
60	10.151	51.298
40	10.356	51.192
912	10.644	51.082
7	10.992	51.344
81	11.429	51.408
95	15.584	52.329
188	16.164	53.029
25	16.219	52.730
17	16.587	52.693
971	17.542	52.318
149	18.317	53.232
50	20.728	53.641
83	32.381	55.346
8	32.639	55.180
256	35.556	56.227
93	43.330	58.542

LAP 6 @ 13:34:37.504

NO	BEHIND	LAP TIME
14		49.995
121	0.049	49.861
82	0.281	49.926
86	0.751	49.969

56	7.391	51.119
60	11.543	51.387
40	11.926	51.565
912	12.141	51.492
7	12.311	51.314
81	12.594	51.160
95	18.166	52.577
25	18.382	52.158
188	18.566	52.397
17	18.875	52.283
971	19.988	52.441
149	21.481	53.159
50	24.463	53.730
83	37.021	54.635
8	37.219	54.575
256	41.074	55.513

LAP 7 @ 13:35:27.326

NO	BEHIND	LAP TIME
121		49.773
14	0.368	50.190
86	1.027	50.098
93	1 Lap	57.838
56	8.487	50.918
60	13.147	51.426
912	13.417	51.098
40	13.552	51.448
7	13.830	51.341
81	13.985	51.213
95	20.584	52.240
25	20.884	52.324
188	20.959	52.215
17	21.407	52.354
971	22.632	52.466
149	24.540	52.881
50	28.452	53.811
83	42.061	54.862
8	42.265	54.868
256	46.668	55.416

LAP 8 @ 13:36:18.085

NO	BEHIND	LAP TIME
121		50.759
14	0.065	50.456
86	0.349	50.081
56	9.033	51.305
93	1 Lap	58.787
60	13.480	51.092
912	13.676	51.018
40	14.210	51.417
7	14.346	51.275
81	14.564	51.338
95	22.045	52.220
25	22.437	52.312
188	22.520	52.320
17	22.833	52.185
971	24.574	52.701
149	26.231	52.450
50	32.513	54.820
83	46.095	54.793
8	46.374	54.868

LAP 9 @ 13:37:08.302

NO	BEHIND	LAP TIME
121		50.217
14	0.110	50.262
86	0.545	50.413
256	1 Lap	55.316
56	9.968	51.152
60	14.681	51.418
912	14.769	51.310
40	14.987	50.994
81	16.182	51.835
7	16.418	52.289
93	1 Lap	58.581
188	24.118	51.815
95	24.491	52.663
25	24.812	52.592
17	25.124	52.508
971	26.879	52.522
149	28.712	52.698
50	35.963	53.667

LAP 10 @ 13:37:58.603

NO	BEHIND	LAP TIME
121		50.301
83	1 Lap	54.597
14	0.186	50.377
8	1 Lap	54.364
86	0.752	50.508
256	1 Lap	56.105
56	11.406	51.739
60	15.715	51.335
912	15.988	51.520
40	16.154	51.468
81	17.201	51.320
7	17.391	51.274
188	25.959	52.142
95	26.660	52.470
25	26.983	52.472
17	27.701	52.878
93	1 Lap	1:01.809
971	29.420	52.842
149	31.212	52.801
50	39.244	53.582

Brands Hatch Indy

Circuit Length = 1.2079 miles

Start: 13:29 Flag 13:37 End: 13:38

Weather / Track : Cloudy / Dry

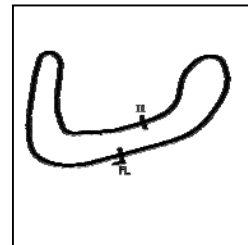
Results can be found at www.tsl-timing.com

Printed - 13:47 Sunday, 10 March 2019

BMCRC - MRO Championships 2019 - Rnd 1 @ Brands Hatch Indy

Team Respro MRO 600 inc MSS Performance Clubman 600

RACE 8 - SECTOR ANALYSIS



SECTOR 1 = FL to I1, SECTOR 2 = I1 to FL, DIFF = Difference To Personal Best Lap, P = Crossed Finish Line in Pit Lane, D = Time Disallowed

P1 121		Max SYMONDS		Kawasaki - J&C Symonds LTD		
IDEAL LAP TIME : 49.407		BEST LAP TIME : 49.662		DIFFERENCE : 0.255		
LAP	SECTOR 1	SECTOR 2	LAP TIME	MPH	DIFF	TIME OF DAY
1 -		19.775	54.699	79.50	5.037	13:30:28.054
2 -	30.146	19.749	49.895	87.15	0.233	13:31:17.949
3 -	29.898	19.764	49.662 (1)	87.56		13:32:07.611
4 -	30.058	19.954	50.012	86.95	0.350	13:32:57.623
5 -	30.294	19.775	50.069	86.85	0.407	13:33:47.692
6 -	30.261	19.600	49.861 (3)	87.21	0.199	13:34:37.553
7 -	29.807	19.966	49.773 (2)	87.36	0.111	13:35:27.326
8 -	30.711	20.048	50.759	85.67	1.097	13:36:18.085
9 -	30.081	20.136	50.217	86.59	0.555	13:37:08.302
10 -	30.193	20.108	50.301	86.45	0.639	13:37:58.603

P2 14		Chris BURRAGE		Yamaha - Seton tuning		
IDEAL LAP TIME : 49.940		BEST LAP TIME : 49.375		DIFFERENCE : -0.565		
LAP	SECTOR 1	SECTOR 2	LAP TIME	MPH	DIFF	TIME OF DAY
1 -		19.698	54.080	80.41	4.705	13:30:27.435
2 -			49.932 (2)	87.09	0.557	13:31:17.367
3 -			49.375 (1)	88.07		13:32:06.742
4 -			50.644	85.86	1.269	13:32:57.386
5 -			50.123	86.75	0.748	13:33:47.509
6 -			49.995 (3)	86.98	0.620	13:34:37.504
7 -	30.421	19.769	50.190	86.64	0.815	13:35:27.694
8 -			50.456	86.18	1.081	13:36:18.150
9 -			50.262	86.51	0.887	13:37:08.412
10 -	30.858	19.519	50.377	86.32	1.002	13:37:58.789

P3 86		Jamie KELMAN		Triumph -		
IDEAL LAP TIME : 49.677		BEST LAP TIME : 49.738		DIFFERENCE : 0.061		
LAP	SECTOR 1	SECTOR 2	LAP TIME	MPH	DIFF	TIME OF DAY
1 -		20.012	54.634	79.59	4.896	13:30:27.989
2 -	30.395	19.903	50.298	86.45	0.560	13:31:18.287
3 -	29.999	19.739	49.738 (1)	87.43		13:32:08.025
4 -	30.233	19.796	50.029 (3)	86.92	0.291	13:32:58.054
5 -	30.253	19.979	50.232	86.57	0.494	13:33:48.286
6 -	30.092	19.877	49.969 (2)	87.02	0.231	13:34:38.255
7 -	29.938	20.160	50.098	86.80	0.360	13:35:28.353
8 -	30.215	19.866	50.081	86.83	0.343	13:36:18.434
9 -	30.135	20.278	50.413	86.25	0.675	13:37:08.847
10 -	30.578	19.930	50.508	86.09	0.770	13:37:59.355

P4 56		Michael MILLS		Yamaha - A51 Racing		
IDEAL LAP TIME : 50.812		BEST LAP TIME : 50.853		DIFFERENCE : 0.041		
LAP	SECTOR 1	SECTOR 2	LAP TIME	MPH	DIFF	TIME OF DAY
1 -		20.159	56.108	77.50	5.255	13:30:29.463
2 -	30.893	20.234	51.127	85.05	0.274	13:31:20.590
3 -	30.653	20.200	50.853 (1)	85.51		13:32:11.443
4 -	30.905	20.329	51.234	84.87	0.381	13:33:02.677
5 -	30.876	20.223	51.099 (3)	85.10	0.246	13:33:53.776
6 -	30.883	20.236	51.119	85.06	0.266	13:34:44.895
7 -	30.709	20.209	50.918 (2)	85.40	0.065	13:35:35.813
8 -	30.828	20.477	51.305	84.75	0.452	13:36:27.118
9 -	30.872	20.280	51.152	85.01	0.299	13:37:18.270
10 -	31.269	20.470	51.739	84.04	0.886	13:38:10.009

P5 60 C		Jack YOUNGE		Yamaha - Chase Timber Products		
IDEAL LAP TIME : 51.054		BEST LAP TIME : 51.092		DIFFERENCE : 0.038		
LAP	SECTOR 1	SECTOR 2	LAP TIME	MPH	DIFF	TIME OF DAY

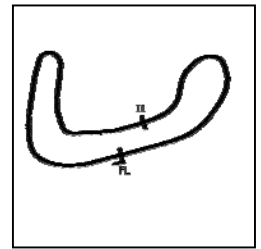
Weather / Track : Cloudy / Dry

Brands Hatch Indy
Circuit Length = 1.2079 miles
Start: 13:29 Flag 13:37 End: 13:38

BMCRC - MRO Championships 2019 - Rnd 1 @ Brands Hatch Indy

Team Respro MRO 600 inc MSS Performance Clubman 600

RACE 8 - SECTOR ANALYSIS



SECTOR 1 = FL to I1, SECTOR 2 = I1 to FL, DIFF = Difference To Personal Best Lap, P = Crossed Finish Line in Pit Lane, D = Time Disallowed

Lap	Time	Diff	MPH	Time of Day
1 -	20.812		57.262	6.170 13:30:30.617
2 -	31.634	20.643	52.277	83.18 1.185 13:31:22.894
3 -	31.033	20.657	51.690	84.12 0.598 13:32:14.584
4 -	31.322	20.456	51.778	83.98 0.686 13:33:06.362
5 -	30.952	20.346	51.298 (2)	84.77 0.206 13:33:57.660
6 -	30.960	20.427	51.387	84.62 0.295 13:34:49.047
7 -	30.827	20.599	51.426	84.56 0.334 13:35:40.473
8 -	30.708	20.384	51.092 (1)	85.11 13:36:31.565
9 -	30.775	20.643	51.418	84.57 0.326 13:37:22.983
10 -	30.814	20.521	51.335 (3)	84.71 0.243 13:38:14.318

P6 912 C Michael WHITE			Yamaha - Race Lab Suspension			
IDEAL LAP TIME : 50.812		BEST LAP TIME : 51.018		DIFFERENCE : 0.206		
LAP	SECTOR 1	SECTOR 2	LAP TIME	MPH	DIFF	TIME OF DAY
1 -		21.084	58.186	74.73	7.168	13:30:31.541
2 -	31.696	20.779	52.475	82.87	1.457	13:31:24.016
3 -	30.976	20.517	51.493	84.45	0.475	13:32:15.509
4 -	31.011	20.551	51.562	84.33	0.544	13:33:07.071
5 -	30.897	20.185	51.082 (2)	85.12	0.064	13:33:58.153
6 -	31.209	20.283	51.492	84.45	0.474	13:34:49.645
7 -	30.627	20.471	51.098 (3)	85.10	0.080	13:35:40.743
8 -	30.651	20.367	51.018 (1)	85.23		13:36:31.761
9 -	30.864	20.446	51.310	84.75	0.292	13:37:23.071
10 -	30.988	20.532	51.520	84.40	0.502	13:38:14.591

P7 40 David SHELVEY			Suzuki - ymark.com			
IDEAL LAP TIME : 50.789		BEST LAP TIME : 50.994		DIFFERENCE : 0.205		
LAP	SECTOR 1	SECTOR 2	LAP TIME	MPH	DIFF	TIME OF DAY
1 -		21.335	57.745	75.30	6.751	13:30:31.100
2 -	31.434	20.536	51.970	83.67	0.976	13:31:23.070
3 -	31.098	20.708	51.806	83.94	0.812	13:32:14.876
4 -	31.338	20.459	51.797	83.95	0.803	13:33:06.673
5 -	31.044	20.148	51.192 (2)	84.94	0.198	13:33:57.865
6 -	31.222	20.343	51.565	84.33	0.571	13:34:49.430
7 -	31.014	20.434	51.448	84.52	0.454	13:35:40.878
8 -	31.127	20.290	51.417 (3)	84.57	0.423	13:36:32.295
9 -	30.641	20.353	50.994 (1)	85.27		13:37:23.289
10 -	31.076	20.392	51.468	84.49	0.474	13:38:14.757

P8 81 C Liam DUFFETT			Triumph -			
IDEAL LAP TIME : 51.042		BEST LAP TIME : 51.160		DIFFERENCE : 0.118		
LAP	SECTOR 1	SECTOR 2	LAP TIME	MPH	DIFF	TIME OF DAY
1 -		21.044	59.116	73.56	7.956	13:30:32.471
2 -	31.651	20.250	51.901	83.78	0.741	13:31:24.372
3 -	31.002	20.381	51.383	84.63	0.223	13:32:15.755
4 -	31.252	20.523	51.775	83.99	0.615	13:33:07.530
5 -	31.190	20.218	51.408	84.59	0.248	13:33:58.938
6 -	31.058	20.102	51.160 (1)	85.00		13:34:50.098
7 -	31.036	20.177	51.213 (2)	84.91	0.053	13:35:41.311
8 -	31.189	20.149	51.338	84.70	0.178	13:36:32.649
9 -	30.992	20.843	51.835	83.89	0.675	13:37:24.484
10 -	30.940	20.380	51.320 (3)	84.73	0.160	13:38:15.804

P9 7 C Thomas BENSTED			Triumph -			
IDEAL LAP TIME : 51.116		BEST LAP TIME : 51.274		DIFFERENCE : 0.158		
LAP	SECTOR 1	SECTOR 2	LAP TIME	MPH	DIFF	TIME OF DAY
1 -		20.911	57.800	75.23	6.526	13:30:31.155
2 -	31.909	20.549	52.458	82.89	1.184	13:31:23.613
3 -	31.194	20.532	51.726	84.06	0.452	13:32:15.339
4 -	31.171	20.647	51.818	83.92	0.544	13:33:07.157

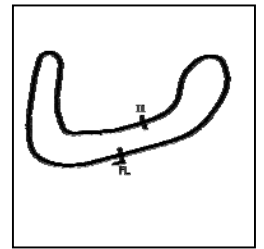
Weather / Track : Cloudy / Dry

Brands Hatch Indy
Circuit Length = 1.2079 miles
Start: 13:29 Flag 13:37 End: 13:38

BMCRC - MRO Championships 2019 - Rnd 1 @ Brands Hatch Indy

Team Respro MRO 600 inc MSS Performance Clubman 600

RACE 8 - SECTOR ANALYSIS



SECTOR 1 = FL to I1, SECTOR 2 = I1 to FL, DIFF = Difference To Personal Best Lap, P = Crossed Finish Line in Pit Lane, D = Time Disallowed

5 -	31.238	20.106	51.344	84.69	0.070	13:33:58.501
6 -	31.219	20.095	51.314 (3)	84.74	0.040	13:34:49.815
7 -	31.218	20.123	51.341	84.70	0.067	13:35:41.156
8 -	31.141	20.134	51.275 (2)	84.80	0.001	13:36:32.431
9 -	31.209	21.080	52.289	83.16	1.015	13:37:24.720
10 -	31.021	20.253	51.274 (1)	84.81		13:38:15.994

P10 188 C	Dawid KRAWIECKI	Yamaha - Code Blue LTD & D A East Electrical
IDEAL LAP TIME : 51.715	BEST LAP TIME : 51.815	DIFFERENCE : 0.100

LAP	SECTOR 1	SECTOR 2	LAP TIME	MPH	DIFF	TIME OF DAY
1 -		21.207	58.782	73.97	6.967	13:30:32.137
2 -	32.512	20.963	53.475	81.32	1.660	13:31:25.612
3 -	31.586	20.812	52.398	82.99	0.583	13:32:18.010
4 -	31.624	21.010	52.634	82.61	0.819	13:33:10.644
5 -	31.976	21.053	53.029	82.00	1.214	13:34:03.673
6 -	31.601	20.796	52.397	82.99	0.582	13:34:56.070
7 -	31.445	20.770	52.215 (3)	83.28	0.400	13:35:48.285
8 -	31.538	20.782	52.320	83.11	0.505	13:36:40.605
9 -	31.241	20.574	51.815 (1)	83.92		13:37:32.420
10 -	31.668	20.474	52.142 (2)	83.39	0.327	13:38:24.562

P11 95	Grant ROBERTSON	Kawasaki -
IDEAL LAP TIME : 52.072	BEST LAP TIME : 52.220	DIFFERENCE : 0.148

LAP	SECTOR 1	SECTOR 2	LAP TIME	MPH	DIFF	TIME OF DAY
1 -		21.069	59.053	73.63	6.833	13:30:32.408
2 -	32.606	20.760	53.366	81.48	1.146	13:31:25.774
3 -	31.904	20.694	52.598	82.67	0.378	13:32:18.372
4 -	31.683	20.709	52.392	83.00	0.172	13:33:10.764
5 -	31.592	20.737	52.329 (3)	83.10	0.109	13:34:03.093
6 -	31.733	20.844	52.577	82.70	0.357	13:34:55.670
7 -	31.440	20.800	52.240 (2)	83.24	0.020	13:35:47.910
8 -	31.588	20.632	52.220 (1)	83.27		13:36:40.130
9 -	31.666	20.997	52.663	82.57	0.443	13:37:32.793
10 -	31.811	20.659	52.470	82.87	0.250	13:38:25.263

P12 25 C	Nick WHITCHER	Yamaha -
IDEAL LAP TIME : 51.956	BEST LAP TIME : 52.158	DIFFERENCE : 0.202

LAP	SECTOR 1	SECTOR 2	LAP TIME	MPH	DIFF	TIME OF DAY
1 -		21.206	59.615	72.94	7.457	13:30:32.970
2 -	32.320	20.798	53.118	81.86	0.960	13:31:26.088
3 -	31.742	20.722	52.464	82.88	0.306	13:32:18.552
4 -	31.560	20.886	52.446	82.91	0.288	13:33:10.998
5 -	31.787	20.943	52.730	82.46	0.572	13:34:03.728
6 -	31.234	20.924	52.158 (1)	83.37		13:34:55.886
7 -	31.304	21.020	52.324 (3)	83.10	0.166	13:35:48.210
8 -	31.443	20.869	52.312 (2)	83.12	0.154	13:36:40.522
9 -	31.559	21.033	52.592	82.68	0.434	13:37:33.114
10 -	31.581	20.891	52.472	82.87	0.314	13:38:25.586

P13 17	Andy GILL	Kawasaki -
IDEAL LAP TIME : 52.079	BEST LAP TIME : 52.185	DIFFERENCE : 0.106

LAP	SECTOR 1	SECTOR 2	LAP TIME	MPH	DIFF	TIME OF DAY
1 -		21.181	59.880	72.62	7.695	13:30:33.235
2 -	32.568	20.617	53.185	81.76	1.000	13:31:26.420
3 -	31.771	20.704	52.475	82.87	0.290	13:32:18.895
4 -	31.530	20.978	52.508	82.81	0.323	13:33:11.403
5 -	31.741	20.952	52.693	82.52	0.508	13:34:04.096
6 -	31.504	20.779	52.283 (2)	83.17	0.098	13:34:56.379
7 -	31.463	20.891	52.354 (3)	83.06	0.169	13:35:48.733
8 -	31.462	20.723	52.185 (1)	83.33		13:36:40.918

Weather / Track : Cloudy / Dry

Brands Hatch Indy
Circuit Length = 1.2079 miles
Start: 13:29 Flag 13:37 End: 13:38

BMCRC - MRO Championships 2019 - Rnd 1 @ Brands Hatch Indy

Team Respro MRO 600 inc MSS Performance Clubman 600

RACE 8 - SECTOR ANALYSIS



SECTOR 1 = FL to I1, SECTOR 2 = I1 to FL, DIFF = Difference To Personal Best Lap, P = Crossed Finish Line in Pit Lane, D = Time Disallowed

9 -	31.629	20.879	52.508	82.81	0.323	13:37:33.426
10 -	31.971	20.907	52.878	82.23	0.693	13:38:26.304

P14 971		Jake PACKHAM		Yamaha - Gasoline alley			
IDEAL LAP TIME : 52.161		BEST LAP TIME : 52.318		DIFFERENCE : 0.157			
LAP	SECTOR 1	SECTOR 2	LAP TIME	MPH	DIFF	TIME OF DAY	
1 -		21.404	1:00.419	71.97	8.101	13:30:33.774	
2 -	32.479	21.005	53.484	81.30	1.166	13:31:27.258	
3 -	31.938	20.915	52.853	82.27	0.535	13:32:20.111	
4 -	31.852	20.770	52.622	82.63	0.304	13:33:12.733	
5 -	31.453	20.865	52.318 (1)	83.11		13:34:05.051	
6 -	31.705	20.736	52.441 (2)	82.92	0.123	13:34:57.492	
7 -	31.425	21.041	52.466 (3)	82.88	0.148	13:35:49.958	
8 -	31.741	20.960	52.701	82.51	0.383	13:36:42.659	
9 -	31.598	20.924	52.522	82.79	0.204	13:37:35.181	
10 -	32.026	20.816	52.842	82.29	0.524	13:38:28.023	

P15 149 C		Callum HAMMETT		Yamaha -			
IDEAL LAP TIME : 52.450		BEST LAP TIME : 52.450		DIFFERENCE : 0.000			
LAP	SECTOR 1	SECTOR 2	LAP TIME	MPH	DIFF	TIME OF DAY	
1 -		21.340	1:00.232	72.19	7.782	13:30:33.587	
2 -	32.487	20.970	53.457	81.34	1.007	13:31:27.044	
3 -	31.962	20.963	52.925	82.16	0.475	13:32:19.969	
4 -	31.977	20.648	52.625 (2)	82.63	0.175	13:33:12.594	
5 -	32.320	20.912	53.232	81.69	0.782	13:34:05.826	
6 -	32.391	20.768	53.159	81.80	0.709	13:34:58.985	
7 -	31.966	20.915	52.881	82.23	0.431	13:35:51.866	
8 -	31.847	20.603	52.450 (1)	82.90		13:36:44.316	
9 -	31.870	20.828	52.698 (3)	82.51	0.248	13:37:37.014	
10 -	32.053	20.748	52.801	82.35	0.351	13:38:29.815	

P16 50		Aditya SINGH BEHAL		Yamaha - Aditya Racing			
IDEAL LAP TIME : 52.982		BEST LAP TIME : 53.110		DIFFERENCE : 0.128			
LAP	SECTOR 1	SECTOR 2	LAP TIME	MPH	DIFF	TIME OF DAY	
1 -		21.364	1:00.931	71.36	7.821	13:30:34.286	
2 -	32.652	21.131	53.783	80.85	0.673	13:31:28.069	
3 -	32.045	21.065	53.110 (1)	81.87		13:32:21.179	
4 -	32.330	21.087	53.417 (2)	81.40	0.307	13:33:14.596	
5 -	32.704	20.937	53.641	81.06	0.531	13:34:08.237	
6 -	32.491	21.239	53.730	80.93	0.620	13:35:01.967	
7 -	32.456	21.355	53.811	80.81	0.701	13:35:55.778	
8 -	33.408	21.412	54.820	79.32	1.710	13:36:50.598	
9 -	32.467	21.200	53.667	81.02	0.557	13:37:44.265	
10 -	32.372	21.210	53.582 (3)	81.15	0.472	13:38:37.847	

P17 83		Talan SKEELS-PIGGINS		Yamaha - Talan Racing			
IDEAL LAP TIME : 54.448		BEST LAP TIME : 54.597		DIFFERENCE : 0.149			
LAP	SECTOR 1	SECTOR 2	LAP TIME	MPH	DIFF	TIME OF DAY	
1 -		22.619	1:04.585	67.33	9.988	13:30:37.940	
2 -	33.421	22.084	55.505	78.34	0.908	13:31:33.445	
3 -	33.731	22.057	55.788	77.94	1.191	13:32:29.233	
4 -	33.325	21.986	55.311	78.62	0.714	13:33:24.544	
5 -	33.395	21.951	55.346	78.57	0.749	13:34:19.890	
6 -	32.961	21.674	54.635 (2)	79.59	0.038	13:35:14.525	
7 -	32.891	21.971	54.862	79.26	0.265	13:36:09.387	
8 -	33.000	21.793	54.793 (3)	79.36	0.196	13:37:04.180	
9 -	32.774	21.823	54.597 (1)	79.64		13:37:58.777	

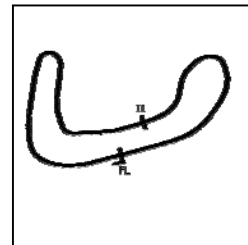
Weather / Track : Cloudy / Dry

Brands Hatch Indy
Circuit Length = 1.2079 miles
Start: 13:29 Flag 13:37 End: 13:38

BMCRC - MRO Championships 2019 - Rnd 1 @ Brands Hatch Indy

Team Respro MRO 600 inc MSS Performance Clubman 600

RACE 8 - SECTOR ANALYSIS



SECTOR 1 = FL to I1, SECTOR 2 = I1 to FL, DIFF = Difference To Personal Best Lap, P = Crossed Finish Line in Pit Lane, D = Time Disallowed

P18 8 C		Dave SAUNDERS		Honda -		
IDEAL LAP TIME : 54.353		BEST LAP TIME : 54.364		DIFFERENCE : 0.011		
LAP	SECTOR 1	SECTOR 2	LAP TIME	MPH	DIFF	TIME OF DAY
1 -		22.869	1:03.642	68.32	9.278	13:30:36.997
2 -	34.135	22.026	56.161	77.43	1.797	13:31:33.158
3 -	33.838	22.267	56.105	77.50	1.741	13:32:29.263
4 -	33.658	22.047	55.705	78.06	1.341	13:33:24.968
5 -	33.060	22.120	55.180	78.80	0.816	13:34:20.148
6 -	32.966	21.609	54.575 (2)	79.68	0.211	13:35:14.723
7 -	32.929	21.939	54.868 (3)	79.25	0.504	13:36:09.591
8 -	33.084	21.784	54.868 (3)	79.25	0.504	13:37:04.459
9 -	32.744	21.620	54.364 (1)	79.99		13:37:58.823

P19 256		Kevin BARSBY		Triumph -		
IDEAL LAP TIME : 55.030		BEST LAP TIME : 55.316		DIFFERENCE : 0.286		
LAP	SECTOR 1	SECTOR 2	LAP TIME	MPH	DIFF	TIME OF DAY
1 -		22.563	1:04.405	67.51	9.089	13:30:37.760
2 -	34.992	22.212	57.204	76.01	1.888	13:31:34.964
3 -	33.936	22.110	56.046	77.58	0.730	13:32:31.010
4 -	33.806	22.022	55.828	77.89	0.512	13:33:26.838
5 -	34.549	21.678	56.227	77.34	0.911	13:34:23.065
6 -	33.910	21.603	55.513 (3)	78.33	0.197	13:35:18.578
7 -	33.427	21.989	55.416 (2)	78.47	0.100	13:36:13.994
8 -	33.655	21.661	55.316 (1)	78.61		13:37:09.310
9 -	34.029	22.076	56.105	77.50	0.789	13:38:05.415

P20 93 C		Jack GRISTWOOD		Suzuki -		
IDEAL LAP TIME : 56.929		BEST LAP TIME : 56.929		DIFFERENCE : 0.000		
LAP	SECTOR 1	SECTOR 2	LAP TIME	MPH	DIFF	TIME OF DAY
1 -		22.691	1:05.207	66.68	8.278	13:30:38.562
2 -	34.604	22.325	56.929 (1)	76.38		13:31:35.491
3 -	35.110	23.169	58.279 (3)	74.61	1.350	13:32:33.770
4 -	35.472	23.055	58.527	74.30	1.598	13:33:32.297
5 -	35.418	23.124	58.542	74.28	1.613	13:34:30.839
6 -	35.420	22.418	57.838 (2)	75.18	0.909	13:35:28.677
7 -	35.480	23.307	58.787	73.97	1.858	13:36:27.464
8 -	35.404	23.177	58.581	74.23	1.652	13:37:26.045
9 -	35.476	26.333	1:01.809	70.35	4.880	13:38:27.854

P21 82		Andrew SMITH		Kawasaki - MSS Performance / Addition Steel		
IDEAL LAP TIME : 49.498		BEST LAP TIME : 49.559		DIFFERENCE : 0.061		
LAP	SECTOR 1	SECTOR 2	LAP TIME	MPH	DIFF	TIME OF DAY
1 -		19.738	54.925	79.17	5.366	13:30:28.280
2 -	30.382	19.977	50.359	86.35	0.800	13:31:18.639
3 -	30.015	19.544	49.559 (1)	87.74		13:32:08.198
4 -	30.245	19.776	50.021	86.93	0.462	13:32:58.219
5 -	29.954	19.686	49.640 (2)	87.60	0.081	13:33:47.859
6 -	30.328	19.598	49.926 (3)	87.10	0.367	13:34:37.785

Weather / Track : Cloudy / Dry

Brands Hatch Indy
Circuit Length = 1.2079 miles
Start: 13:29 Flag 13:37 End: 13:38

BMCRC - MRO Championships 2019 - Rnd 1 @ Brands Hatch Indy

Team Respro MRO 600 inc MSS Performance Clubman 600

RACE 8 - BEST SECTORS

SECTOR 1			SECTOR 2			IDEAL / BEST COMPARISON						
POS	NO	NAME	TIME	NO	NAME	TIME	POS	NO	NAME	IDEAL	BEST	DIFF
1	121	SYMONDS	29.807	14	BURRAGE	19.519	1	121	SYMONDS	49.407	49.662	0.255
2	86	KELMAN	29.938	82	SMITH	19.544	2	82	SMITH	49.498	49.559	0.061
3	82	SMITH	29.954	121	SYMONDS	19.600	3	86	KELMAN	49.677	49.738	0.061
4	14	BURRAGE	30.421	86	KELMAN	19.739	4	14	BURRAGE	49.940	49.375	-0.565
5	912	WHITE	30.627	7	BENSTED	20.095	5	40	SHELVEY	50.789	50.994	0.205
6	40	SHELVEY	30.641	81	DUFFETT	20.102	6	56	MILLS	50.812	50.853	0.041
7	56	MILLS	30.653	40	SHELVEY	20.148	7	912	WHITE	50.812	51.018	0.206
8	60	YOUNGE	30.708	56	MILLS	20.159	8	81	DUFFETT	51.042	51.160	0.118
9	81	DUFFETT	30.940	912	WHITE	20.185	9	60	YOUNGE	51.054	51.092	0.038
10	7	BENSTED	31.021	60	YOUNGE	20.346	10	7	BENSTED	51.116	51.274	0.158
11	25	WHITCHER	31.234	188	KRAWIECKI	20.474	11	188	KRAWIECKI	51.715	51.815	0.100
12	188	KRAWIECKI	31.241	149	HAMMETT	20.603	12	25	WHITCHER	51.956	52.158	0.202
13	971	PACKHAM	31.425	17	GILL	20.617	13	95	ROBERTSON	52.072	52.220	0.148
14	95	ROBERTSON	31.440	95	ROBERTSON	20.632	14	17	GILL	52.079	52.185	0.106
15	17	GILL	31.462	25	WHITCHER	20.722	15	971	PACKHAM	52.161	52.318	0.157
16	149	HAMMETT	31.847	971	PACKHAM	20.736	16	149	HAMMETT	52.450	52.450	0.000
17	50	SINGH BEHAL	32.045	50	SINGH BEHAL	20.937	17	50	SINGH BEHAL	52.982	53.110	0.128
18	8	SAUNDERS	32.744	256	BARSBY	21.603	18	8	SAUNDERS	54.353	54.364	0.011
19	83	SKEELS-PIGGINS	32.774	8	SAUNDERS	21.609	19	83	SKEELS-PIGGINS	54.448	54.597	0.149
20	256	BARSBY	33.427	83	SKEELS-PIGGINS	21.674	20	256	BARSBY	55.030	55.316	0.286
21	93	GRISTWOOD	34.604	93	GRISTWOOD	22.325	21	93	GRISTWOOD	56.929	56.929	0.000

PERFECT LAP 49.326

Weather / Track : Cloudy / Dry

Results can be found at www.tsl-timing.com

Brands Hatch Indy
Circuit Length = 1.2079 miles
Start: 13:29 Flag 13:37 End: 13:38

Printed - 13:47 Sunday, 10 March 2019



ROW 9	27	69	Robert WINDEATT	26	91	Ian BAYNES	25	47	James PEAKE
ROW 8	24	29	Charlie STONE	23	661	Cameron HARRIS	22	32	Mark PIPER
ROW 7	21	93	Jack GRISTWOOD	20	256	Kevin BARSBY	19	83	Talan SKEELS-PIGGINS
ROW 6	18	8	Dave SAUNDERS	17	50	Aditya SINGH BEHAL	16	149	Callum HAMMETT
ROW 5	15	971	Jake PACKHAM	14	95	Grant ROBERTSON	13	17	Andy GILL
ROW 4	12	25	Nick WHITCHER	11	188	Dawid KRAWIECKI	10	7	Thomas BENSTED
ROW 3	9	81	Liam DUFFETT	8	60	Jack YOUNGE	7	912	Michael WHITE
ROW 2	6	40	David SHELVEY	5	56	Michael MILLS	4	86	Jamie KELMAN
ROW 1	3	121	Max SYMONDS	2	82	Andrew SMITH	1	14	Chris BURRAGE
									Pole

Brands Hatch Indy
Circuit Length = 1.2079 miles

These results are provisional until the conclusion of any judicial and technical matters.

Clerk Of Course :	Timekeeper :
-------------------	--------------



RACE 19 - CLASSIFICATION

POS	NO	CL	PIC NAME	ENTRY	LAPS	TIME	GAP	DIFF	MPH	BEST	ON
1	121		1 Max SYMONDS	Kawasaki - J&C Symonds LTD	10	8:26.070			85.92	49.685	7
2	86		2 Jamie KELMAN	Triumph -	10	8:26.428	0.358	0.358	85.86	49.694	4
3	82		3 Andrew SMITH	Kawasaki - MSS Performance / Addition Steel	10	8:28.086	2.016	1.658	85.58	49.698	9
4	14		4 Chris BURRAGE	Yamaha - Seton tuning	10	8:34.641	8.571	6.555	84.49	50.265	6
5	60	C	1 Jack YOUNGE	Yamaha - Chase Timber Products	10	8:40.045	13.975	5.404	83.61	51.037	6
6	912	C	2 Michael WHITE	Yamaha - Race Lab Suspension	10	8:41.487	15.417	1.442	83.38	50.941	6
7	56		5 Michael MILLS	Yamaha - A51 Racing	10	8:42.528	16.458	1.041	83.22	51.274	2
8	40		6 David SHELVEY	Suzuki - ymark.com	10	8:42.855	16.785	0.327	83.17	51.194	5
9	17		7 Andy GILL	Kawasaki -	10	8:44.335	18.265	1.480	82.93	51.253	6
10	25	C	3 Nick WHITCHER	Yamaha -	10	8:49.133	23.063	4.798	82.18	51.531	10
11	81	C	4 Liam DUFFETT	Triumph -	10	8:49.543	23.473	0.410	82.11	51.796	7
12	188	C	5 Dawid KRAWIECKI	Yamaha - Code Blue LTD & D A East Electrical	10	8:51.408	25.338	1.865	81.83	52.074	5
13	971		8 Jake PACKHAM	Yamaha - Gasoline alley	10	8:54.155	28.085	2.747	81.41	52.020	9
14	50		9 Aditya SINGH BEHAL	Yamaha - Aditya Racing	10	8:55.027	28.957	0.872	81.27	52.163	8
15	149	C	6 Callum HAMMETT	Yamaha -	10	8:55.419	29.349	0.392	81.21	52.190	7
16	8	C	7 Dave SAUNDERS	Honda -	10	9:14.972	48.902	19.553	78.35	53.943	5
17	83		10 Talan SKEELS-PIGGINS	Yamaha - Talan Racing	10	9:20.370	54.300	5.398	77.60	54.457	4
18	93	C	8 Jack GRISTWOOD	Suzuki -	9	8:58.177	1 Lap	1 Lap	72.72	57.974	6

NOT CLASSIFIED

DNF	7	C	Thomas BENSTED	Triumph -	1	57.589	9 Laps	8 Laps	75.51		
-----	---	---	----------------	-----------	---	--------	--------	--------	-------	--	--

FASTEST LAP

121			Max SYMONDS	Kawasaki - J&C Symonds LTD	7	49.685			87.52 mph	140.85 kph	
912	C		Michael WHITE	Yamaha - Race Lab Suspension	6	50.941			85.36 mph	137.38 kph	

Class - 92.5% of Race Speed = 79.47 mph
 Class C - 92.5% of Race Speed = 77.33 mph

Brands Hatch Indy
 Circuit Length = 1.2079 miles
 Start: 16:31 Flag 16:39 End: 16:40

Weather / Track : Cloudy / Dry
 These results are provisional until the conclusion of any judicial and technical matters.

Clerk Of Course :	Timekeeper :
-------------------	--------------

Results can be found at www.tsl-timing.com

Printed - 16:41 Sunday, 10 March 2019

BMCRC - MRO Championships 2019 - Rnd 1 @ Brands Hatch Indy

Team Respro MRO 600 inc MSS Performance Clubman 600

RACE 19 - LAP CHART

LAP 1 @ 16:32:24.090			LAP 4 @ 16:34:54.917			LAP 7 @ 16:37:24.597			LAP 10 @ 16:39:54.302		
NO	BEHIND	LAP TIME	NO	BEHIND	LAP TIME	NO	BEHIND	LAP TIME	NO	BEHIND	LAP TIME
14		55.858	121		50.226	121		49.685	121		50.031
121	0.102	55.960	86	0.068	49.694	86	0.398	50.015	86	0.358	49.779
86	0.432	56.290	82	1.218	49.891	82	2.258	50.773	82	2.016	49.981
82	0.740	56.598	14	3.036	50.964	93	1 Lap	57.974	14	8.571	51.590
56	1.054	56.912	56	5.252	51.841	14	4.649	50.336	60	13.975	51.554
40	1.673	57.531	60	5.559	51.652	60	9.304	51.106	912	15.417	51.150
7	1.731	57.589	40	6.304	52.503	56	10.227	51.430	56	16.458	52.133
60	2.001	57.859	912	6.596	51.434	40	10.764	51.686	40	16.785	51.957
912	2.480	58.338	17	7.027	51.500	912	11.124	51.941	17	18.265	52.068
17	2.849	58.707	188	9.509	52.384	17	11.716	51.343	25	23.063	51.531
188	3.237	59.095	81	9.835	52.368	188	16.180	52.113	81	23.473	51.879
971	3.828	59.686	25	11.470	52.140	81	16.323	51.796	188	25.338	53.639
81	3.883	59.741	971	12.790	53.159	25	16.891	51.552	971	28.085	52.516
25	4.422	1:00.280	149	13.001	52.960	971	20.607	52.253	50	28.957	52.655
149	4.624	1:00.482	50	13.473	52.449	149	20.929	52.190	149	29.349	52.681
50	5.421	1:01.279	8	21.350	54.242	50	21.432	52.398	93	1 Lap	1:00.206
8	7.025	1:02.883	83	22.757	54.457	8	34.740	54.549	8	48.902	54.415
83	8.096	1:03.954	93	36.562	59.246	83	37.858	55.029	83	54.300	55.935
93	9.287	1:05.145									

LAP 2 @ 16:33:14.550			LAP 5 @ 16:35:44.970			LAP 8 @ 16:38:14.554		
NO	BEHIND	LAP TIME	NO	BEHIND	LAP TIME	NO	BEHIND	LAP TIME
121		50.358	121		50.053	121		49.957
86	1.022	51.050	86	0.069	50.054	86	0.618	50.177
14	1.281	51.741	82	1.084	49.919	82	2.085	49.784
82	1.350	51.070	14	3.675	50.692	14	5.566	50.874
56	1.868	51.274	60	6.788	51.282	60	10.713	51.366
40	2.888	51.675	56	6.946	51.747	56	11.986	51.716
60	2.994	51.453	40	7.445	51.194	912	12.186	51.019
912	3.774	51.754	912	7.869	51.326	40	12.712	51.905
17	4.208	51.819	17	8.747	51.773	93	1 Lap	58.716
188	5.226	52.449	188	11.530	52.074	17	13.341	51.582
81	5.754	52.331	81	11.937	52.155	188	18.595	52.372
971	6.621	53.253	25	13.346	51.929	81	18.746	52.380
25	6.824	52.862	971	15.311	52.574	25	18.971	52.037
149	7.003	52.839	149	15.631	52.683	971	23.297	52.647
50	8.181	53.220	50	16.246	52.826	149	23.519	52.547
8	12.187	55.622	8	25.240	53.943	50	23.638	52.163
83	13.116	55.480	83	27.616	54.912	8	39.554	54.771
93	17.656	58.829	93	45.742	59.233	83	43.001	55.100

LAP 3 @ 16:34:04.691			LAP 6 @ 16:36:34.912			LAP 9 @ 16:39:04.271		
NO	BEHIND	LAP TIME	NO	BEHIND	LAP TIME	NO	BEHIND	LAP TIME
121		50.141	121		49.942	121		49.717
86	0.600	49.719	86	0.068	49.941	86	0.610	49.709
82	1.553	50.344	82	1.170	50.028	82	2.066	49.698
14	2.298	51.158	14	3.998	50.265	14	7.012	51.163
56	3.637	51.910	60	7.883	51.037	60	12.452	51.456
40	4.027	51.280	56	8.482	51.478	912	14.298	51.829
60	4.133	51.280	40	8.763	51.260	56	14.356	52.087
912	5.388	51.755	912	8.868	50.941	40	14.859	51.864
17	5.753	51.686	17	10.058	51.253	17	16.228	52.604
188	7.351	52.266	188	13.752	52.164	25	21.563	52.309
81	7.693	52.080	81	14.212	52.217	81	21.625	52.596
25	9.556	52.873	25	15.024	51.620	188	21.730	52.852
971	9.857	53.377	971	18.039	52.670	93	1 Lap	58.801
149	10.267	53.405	149	18.424	52.735	971	25.600	52.020
50	11.250	53.210	50	18.719	52.415	50	26.333	52.412
8	17.334	55.288	8	29.876	54.578	149	26.699	52.897
83	18.526	55.551	83	32.514	54.840	8	44.518	54.681
93	27.542	1:00.027				83	48.396	55.112

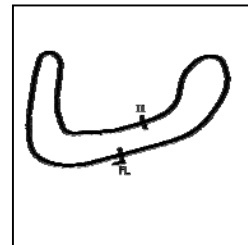
Brands Hatch Indy
 Circuit Length = 1.2079 miles
 Start: 16:31 Flag 16:39 End: 16:40

Weather / Track : Cloudy / Dry

BMCRC - MRO Championships 2019 - Rnd 1 @ Brands Hatch Indy

Team Respro MRO 600 inc MSS Performance Clubman 600

RACE 19 - SECTOR ANALYSIS



SECTOR 1 = FL to I1, SECTOR 2 = I1 to FL, DIFF = Difference To Personal Best Lap, P = Crossed Finish Line in Pit Lane, D = Time Disallowed

P1 121		Max SYMONDS		Kawasaki - J&C Symonds LTD		
IDEAL LAP TIME : 49.514		BEST LAP TIME : 49.685		DIFFERENCE : 0.171		
LAP	SECTOR 1	SECTOR 2	LAP TIME	MPH	DIFF	TIME OF DAY
1 -		20.103	55.960	77.70	6.275	16:32:24.192
2 -	30.457	19.901	50.358	86.35	0.673	16:33:14.550
3 -	30.151	19.990	50.141	86.72	0.456	16:34:04.691
4 -	30.239	19.987	50.226	86.58	0.541	16:34:54.917
5 -	30.108	19.945	50.053	86.87	0.368	16:35:44.970
6 -	30.129	19.813	49.942 (3)	87.07	0.257	16:36:34.912
7 -	29.861	19.824	49.685 (1)	87.52		16:37:24.597
8 -	30.123	19.834	49.957	87.04	0.272	16:38:14.554
9 -	30.064	19.653	49.717 (2)	87.46	0.032	16:39:04.271
10 -	30.242	19.789	50.031	86.91	0.346	16:39:54.302

P2 86		Jamie KELMAN		Triumph -		
IDEAL LAP TIME : 49.478		BEST LAP TIME : 49.694		DIFFERENCE : 0.216		
LAP	SECTOR 1	SECTOR 2	LAP TIME	MPH	DIFF	TIME OF DAY
1 -		20.387	56.290	77.25	6.596	16:32:24.522
2 -	31.051	19.999	51.050	85.18	1.356	16:33:15.572
3 -	29.844	19.875	49.719 (3)	87.46	0.025	16:34:05.291
4 -	30.060	19.634	49.694 (1)	87.50		16:34:54.985
5 -	30.226	19.828	50.054	86.87	0.360	16:35:45.039
6 -	30.234	19.707	49.941	87.07	0.247	16:36:34.980
7 -	30.294	19.721	50.015	86.94	0.321	16:37:24.995
8 -	30.448	19.729	50.177	86.66	0.483	16:38:15.172
9 -	30.063	19.646	49.709 (2)	87.48	0.015	16:39:04.881
10 -	30.098	19.681	49.779	87.35	0.085	16:39:54.660

P3 82		Andrew SMITH		Kawasaki - MSS Performance / Addition Steel		
IDEAL LAP TIME : 49.666		BEST LAP TIME : 49.698		DIFFERENCE : 0.032		
LAP	SECTOR 1	SECTOR 2	LAP TIME	MPH	DIFF	TIME OF DAY
1 -		20.410	56.598	76.83	6.900	16:32:24.830
2 -	31.002	20.068	51.070	85.14	1.372	16:33:15.900
3 -	30.331	20.013	50.344	86.37	0.646	16:34:06.244
4 -	30.130	19.761	49.891 (3)	87.16	0.193	16:34:56.135
5 -	30.019	19.900	49.919	87.11	0.221	16:35:46.054
6 -	30.098	19.930	50.028	86.92	0.330	16:36:36.082
7 -	30.053	20.720	50.773	85.64	1.075	16:37:26.855
8 -	30.064	19.720	49.784 (2)	87.34	0.086	16:38:16.639
9 -	29.946	19.752	49.698 (1)	87.50		16:39:06.337
10 -	30.155	19.826	49.981	87.00	0.283	16:39:56.318

P4 14		Chris BURRAGE		Yamaha - Seton tuning		
IDEAL LAP TIME :		BEST LAP TIME : 50.265		DIFFERENCE :		
LAP	SECTOR 1	SECTOR 2	LAP TIME	MPH	DIFF	TIME OF DAY
1 -			55.858	77.85	5.593	16:32:24.090
2 -			51.741	84.04	1.476	16:33:15.831
3 -			51.158	85.00	0.893	16:34:06.989
4 -			50.964	85.32	0.699	16:34:57.953
5 -			50.692 (3)	85.78	0.427	16:35:48.645
6 -			50.265 (1)	86.51		16:36:38.910
7 -			50.336 (2)	86.39	0.071	16:37:29.246
8 -			50.874	85.47	0.609	16:38:20.120
9 -			51.163	84.99	0.898	16:39:11.283
10 -			51.590	84.29	1.325	16:40:02.873

P5 60 C		Jack YOUNGE		Yamaha - Chase Timber Products		
IDEAL LAP TIME : 50.869		BEST LAP TIME : 51.037		DIFFERENCE : 0.168		
LAP	SECTOR 1	SECTOR 2	LAP TIME	MPH	DIFF	TIME OF DAY

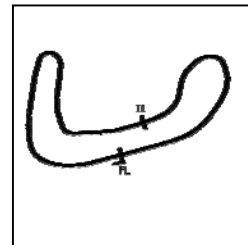
Weather / Track : Cloudy / Dry

Brands Hatch Indy
Circuit Length = 1.2079 miles
Start: 16:31 Flag 16:39 End: 16:40

BMCRC - MRO Championships 2019 - Rnd 1 @ Brands Hatch Indy

Team Respro MRO 600 inc MSS Performance Clubman 600

RACE 19 - SECTOR ANALYSIS



SECTOR 1 = FL to I1, SECTOR 2 = I1 to FL, DIFF = Difference To Personal Best Lap, P = Crossed Finish Line in Pit Lane, D = Time Disallowed

1 -		20.516	57.859	75.15	6.822	16:32:26.091
2 -	30.969	20.484	51.453	84.51	0.416	16:33:17.544
3 -	30.870	20.410	51.280 (3)	84.80	0.243	16:34:08.824
4 -	31.329	20.323	51.652	84.19	0.615	16:35:00.476
5 -	30.913	20.369	51.282	84.79	0.245	16:35:51.758
6 -	30.676	20.361	51.037 (1)	85.20		16:36:42.795
7 -	30.546	20.560	51.106 (2)	85.08	0.069	16:37:33.901
8 -	30.683	20.683	51.366	84.65	0.329	16:38:25.267
9 -	30.898	20.558	51.456	84.51	0.419	16:39:16.723
10 -	31.008	20.546	51.554	84.35	0.517	16:40:08.277

P6 912 C		Michael WHITE		Yamaha - Race Lab Suspension			
IDEAL LAP TIME : 50.814		BEST LAP TIME : 50.941		DIFFERENCE : 0.127			
LAP	SECTOR 1	SECTOR 2	LAP TIME	MPH	DIFF	TIME OF DAY	
1 -		20.919	58.338	74.54	7.397	16:32:26.570	
2 -	31.044	20.710	51.754	84.02	0.813	16:33:18.324	
3 -	30.960	20.795	51.755	84.02	0.814	16:34:10.079	
4 -	31.086	20.348	51.434	84.54	0.493	16:35:01.513	
5 -	30.681	20.645	51.326	84.72	0.385	16:35:52.839	
6 -	30.683	20.258	50.941 (1)	85.36		16:36:43.780	
7 -	31.408	20.533	51.941	83.72	1.000	16:37:35.721	
8 -	30.556	20.463	51.019 (2)	85.23	0.078	16:38:26.740	
9 -	31.242	20.587	51.829	83.90	0.888	16:39:18.569	
10 -	30.783	20.367	51.150 (3)	85.01	0.209	16:40:09.719	

P7 56		Michael MILLS		Yamaha - A51 Racing			
IDEAL LAP TIME : 51.274		BEST LAP TIME : 51.274		DIFFERENCE : 0.000			
LAP	SECTOR 1	SECTOR 2	LAP TIME	MPH	DIFF	TIME OF DAY	
1 -		20.370	56.912	76.40	5.638	16:32:25.144	
2 -	31.028	20.246	51.274 (1)	84.81		16:33:16.418	
3 -	31.139	20.771	51.910	83.77	0.636	16:34:08.328	
4 -	31.572	20.269	51.841	83.88	0.567	16:35:00.169	
5 -	31.161	20.586	51.747	84.03	0.473	16:35:51.916	
6 -	31.057	20.421	51.478 (3)	84.47	0.204	16:36:43.394	
7 -	31.034	20.396	51.430 (2)	84.55	0.156	16:37:34.824	
8 -	31.141	20.575	51.716	84.08	0.442	16:38:26.540	
9 -	31.591	20.496	52.087	83.48	0.813	16:39:18.627	
10 -	31.377	20.756	52.133	83.41	0.859	16:40:10.760	

P8 40		David SHELVEY		Suzuki - ymark.com			
IDEAL LAP TIME : 51.154		BEST LAP TIME : 51.194		DIFFERENCE : 0.040			
LAP	SECTOR 1	SECTOR 2	LAP TIME	MPH	DIFF	TIME OF DAY	
1 -		20.686	57.531	75.58	6.337	16:32:25.763	
2 -	31.121	20.554	51.675	84.15	0.481	16:33:17.438	
3 -	30.746	20.534	51.280 (3)	84.80	0.086	16:34:08.718	
4 -	32.021	20.482	52.503	82.82	1.309	16:35:01.221	
5 -	30.760	20.434	51.194 (1)	84.94		16:35:52.415	
6 -	30.852	20.408	51.260 (2)	84.83	0.066	16:36:43.675	
7 -	31.239	20.447	51.686	84.13	0.492	16:37:35.361	
8 -	31.282	20.623	51.905	83.78	0.711	16:38:27.266	
9 -	31.290	20.574	51.864	83.84	0.670	16:39:19.130	
10 -	31.341	20.616	51.957	83.69	0.763	16:40:11.087	

P9 17		Andy GILL		Kawasaki -			
IDEAL LAP TIME : 51.197		BEST LAP TIME : 51.253		DIFFERENCE : 0.056			
LAP	SECTOR 1	SECTOR 2	LAP TIME	MPH	DIFF	TIME OF DAY	
1 -		20.794	58.707	74.07	7.454	16:32:26.939	
2 -	31.171	20.648	51.819	83.91	0.566	16:33:18.758	
3 -	31.089	20.597	51.686	84.13	0.433	16:34:10.444	
4 -	31.093	20.407	51.500 (3)	84.43	0.247	16:35:01.944	

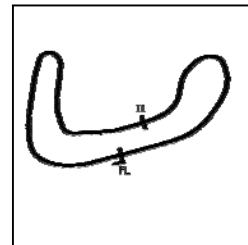
Weather / Track : Cloudy / Dry

Brands Hatch Indy
Circuit Length = 1.2079 miles
Start: 16:31 Flag 16:39 End: 16:40

BMCRC - MRO Championships 2019 - Rnd 1 @ Brands Hatch Indy

Team Respro MRO 600 inc MSS Performance Clubman 600

RACE 19 - SECTOR ANALYSIS



SECTOR 1 = FL to I1, SECTOR 2 = I1 to FL, DIFF = Difference To Personal Best Lap, P = Crossed Finish Line in Pit Lane, D = Time Disallowed

5 -	31.025	20.748	51.773	83.99	0.520	16:35:53.717
6 -	30.790	20.463	51.253 (1)	84.84		16:36:44.970
7 -	30.926	20.417	51.343 (2)	84.69	0.090	16:37:36.313
8 -	31.021	20.561	51.582	84.30	0.329	16:38:27.895
9 -	31.877	20.727	52.604	82.66	1.351	16:39:20.499
10 -	31.203	20.865	52.068	83.51	0.815	16:40:12.567

P10	25 C	Nick WHITCHER	Yamaha -			
IDEAL LAP TIME : 51.413		BEST LAP TIME : 51.531	DIFFERENCE : 0.118			

LAP	SECTOR 1	SECTOR 2	LAP TIME	MPH	DIFF	TIME OF DAY
1 -		21.284	1:00.280	72.13	8.749	16:32:28.512
2 -	31.970	20.892	52.862	82.26	1.331	16:33:21.374
3 -	31.961	20.912	52.873	82.24	1.342	16:34:14.247
4 -	31.395	20.745	52.140	83.40	0.609	16:35:06.387
5 -	31.308	20.621	51.929	83.74	0.398	16:35:58.316
6 -	31.060	20.560	51.620 (3)	84.24	0.089	16:36:49.936
7 -	31.048	20.504	51.552 (2)	84.35	0.021	16:37:41.488
8 -	31.448	20.589	52.037	83.56	0.506	16:38:33.525
9 -	31.628	20.681	52.309	83.13	0.778	16:39:25.834
10 -	31.166	20.365	51.531 (1)	84.38		16:40:17.365

P11	81 C	Liam DUFFETT	Triumph -			
IDEAL LAP TIME : 51.775		BEST LAP TIME : 51.796	DIFFERENCE : 0.021			

LAP	SECTOR 1	SECTOR 2	LAP TIME	MPH	DIFF	TIME OF DAY
1 -		21.006	59.741	72.79	7.945	16:32:27.973
2 -	31.736	20.595	52.331	83.09	0.535	16:33:20.304
3 -	31.479	20.601	52.080 (3)	83.49	0.284	16:34:12.384
4 -	31.731	20.637	52.368	83.03	0.572	16:35:04.752
5 -	31.641	20.514	52.155	83.37	0.359	16:35:56.907
6 -	31.636	20.581	52.217	83.27	0.421	16:36:49.124
7 -	31.370	20.426	51.796 (1)	83.95		16:37:40.920
8 -	31.826	20.554	52.380	83.02	0.584	16:38:33.300
9 -	31.701	20.895	52.596	82.67	0.800	16:39:25.896
10 -	31.474	20.405	51.879 (2)	83.82	0.083	16:40:17.775

P12	188 C	Dawid KRAWIECKI	Yamaha - Code Blue LTD & D A East Electrical			
IDEAL LAP TIME : 51.746		BEST LAP TIME : 52.074	DIFFERENCE : 0.328			

LAP	SECTOR 1	SECTOR 2	LAP TIME	MPH	DIFF	TIME OF DAY
1 -		20.905	59.095	73.58	7.021	16:32:27.327
2 -	31.548	20.901	52.449	82.91	0.375	16:33:19.776
3 -	31.278	20.988	52.266	83.20	0.192	16:34:12.042
4 -	31.622	20.762	52.384	83.01	0.310	16:35:04.426
5 -	31.214	20.860	52.074 (1)	83.50		16:35:56.500
6 -	31.632	20.532	52.164 (3)	83.36	0.090	16:36:48.664
7 -	31.352	20.761	52.113 (2)	83.44	0.039	16:37:40.777
8 -	31.692	20.680	52.372	83.03	0.298	16:38:33.149
9 -	32.206	20.646	52.852	82.27	0.778	16:39:26.001
10 -	33.013	20.626	53.639	81.07	1.565	16:40:19.640

P13	971	Jake PACKHAM	Yamaha - Gasoline alley			
IDEAL LAP TIME : 51.925		BEST LAP TIME : 52.020	DIFFERENCE : 0.095			

LAP	SECTOR 1	SECTOR 2	LAP TIME	MPH	DIFF	TIME OF DAY
1 -		21.267	59.686	72.85	7.666	16:32:27.918
2 -	32.200	21.053	53.253	81.65	1.233	16:33:21.171
3 -	32.277	21.100	53.377	81.46	1.357	16:34:14.548
4 -	32.151	21.008	53.159	81.80	1.139	16:35:07.707
5 -	31.601	20.973	52.574	82.71	0.554	16:36:00.281
6 -	31.811	20.859	52.670	82.56	0.650	16:36:52.951
7 -	31.403	20.850	52.253 (2)	83.22	0.233	16:37:45.204
8 -	31.746	20.901	52.647	82.59	0.627	16:38:37.851

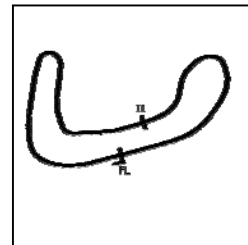
Weather / Track : Cloudy / Dry

Brands Hatch Indy
Circuit Length = 1.2079 miles
Start: 16:31 Flag 16:39 End: 16:40

BMCRC - MRO Championships 2019 - Rnd 1 @ Brands Hatch Indy

Team Respro MRO 600 inc MSS Performance Clubman 600

RACE 19 - SECTOR ANALYSIS



SECTOR 1 = FL to I1, SECTOR 2 = I1 to FL, DIFF = Difference To Personal Best Lap, P = Crossed Finish Line in Pit Lane, D = Time Disallowed

9 -	31.498	20.522	52.020 (1)	83.59		16:39:29.871
10 -	31.938	20.578	52.516 (3)	82.80	0.496	16:40:22.387

P14 50		Aditya SINGH BEHAL		Yamaha - Aditya Racing			
IDEAL LAP TIME : 51.911		BEST LAP TIME : 52.163		DIFFERENCE : 0.252			
LAP	SECTOR 1	SECTOR 2	LAP TIME	MPH	DIFF	TIME OF DAY	
1 -		21.715	1:01.279	70.96	9.116	16:32:29.511	
2 -	32.322	20.898	53.220	81.70	1.057	16:33:22.731	
3 -	32.038	21.172	53.210	81.72	1.047	16:34:15.941	
4 -	31.654	20.795	52.449	82.91	0.286	16:35:08.390	
5 -	32.134	20.692	52.826	82.31	0.663	16:36:01.216	
6 -	31.658	20.757	52.415	82.96	0.252	16:36:53.631	
7 -	31.721	20.677	52.398 (2)	82.99	0.235	16:37:46.029	
8 -	31.507	20.656	52.163 (1)	83.36		16:38:38.192	
9 -	32.008	20.404	52.412 (3)	82.96	0.249	16:39:30.604	
10 -	32.108	20.547	52.655	82.58	0.492	16:40:23.259	

P15 149 C		Callum HAMMETT		Yamaha -			
IDEAL LAP TIME : 52.190		BEST LAP TIME : 52.190		DIFFERENCE : 0.000			
LAP	SECTOR 1	SECTOR 2	LAP TIME	MPH	DIFF	TIME OF DAY	
1 -		21.283	1:00.482	71.89	8.292	16:32:28.714	
2 -	31.984	20.855	52.839	82.29	0.649	16:33:21.553	
3 -	32.223	21.182	53.405	81.42	1.215	16:34:14.958	
4 -	31.929	21.031	52.960	82.11	0.770	16:35:07.918	
5 -	31.887	20.796	52.683	82.54	0.493	16:36:00.601	
6 -	31.778	20.957	52.735	82.46	0.545	16:36:53.336	
7 -	31.553	20.637	52.190 (1)	83.32		16:37:45.526	
8 -	31.699	20.848	52.547 (2)	82.75	0.357	16:38:38.073	
9 -	32.209	20.688	52.897	82.20	0.707	16:39:30.970	
10 -	31.864	20.817	52.681 (3)	82.54	0.491	16:40:23.651	

P16 8 C		Dave SAUNDERS		Honda -			
IDEAL LAP TIME : 53.943		BEST LAP TIME : 53.943		DIFFERENCE : 0.000			
LAP	SECTOR 1	SECTOR 2	LAP TIME	MPH	DIFF	TIME OF DAY	
1 -		22.289	1:02.883	69.15	8.940	16:32:31.115	
2 -	33.439	22.183	55.622	78.18	1.679	16:33:26.737	
3 -	33.150	22.138	55.288	78.65	1.345	16:34:22.025	
4 -	32.794	21.448	54.242 (2)	80.17	0.299	16:35:16.267	
5 -	32.513	21.430	53.943 (1)	80.61		16:36:10.210	
6 -	32.743	21.835	54.578	79.67	0.635	16:37:04.788	
7 -	32.978	21.571	54.549	79.71	0.606	16:37:59.337	
8 -	33.074	21.697	54.771	79.39	0.828	16:38:54.108	
9 -	33.109	21.572	54.681	79.52	0.738	16:39:48.789	
10 -	32.761	21.654	54.415 (3)	79.91	0.472	16:40:43.204	

P17 83		Talan SKEELS-PIGGINS		Yamaha - Talan Racing			
IDEAL LAP TIME : 54.457		BEST LAP TIME : 54.457		DIFFERENCE : 0.000			
LAP	SECTOR 1	SECTOR 2	LAP TIME	MPH	DIFF	TIME OF DAY	
1 -		22.081	1:03.954	67.99	9.497	16:32:32.186	
2 -	33.572	21.908	55.480	78.38	1.023	16:33:27.666	
3 -	33.411	22.140	55.551	78.28	1.094	16:34:23.217	
4 -	32.974	21.483	54.457 (1)	79.85		16:35:17.674	
5 -	33.064	21.848	54.912 (3)	79.19	0.455	16:36:12.586	
6 -	33.143	21.697	54.840 (2)	79.29	0.383	16:37:07.426	
7 -	33.138	21.891	55.029	79.02	0.572	16:38:02.455	
8 -	33.417	21.683	55.100	78.92	0.643	16:38:57.555	
9 -	33.291	21.821	55.112	78.90	0.655	16:39:52.667	
10 -	33.966	21.969	55.935	77.74	1.478	16:40:48.602	

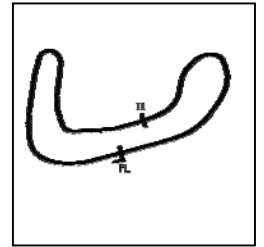
Weather / Track : Cloudy / Dry

Brands Hatch Indy
Circuit Length = 1.2079 miles
Start: 16:31 Flag 16:39 End: 16:40

BMCRC - MRO Championships 2019 - Rnd 1 @ Brands Hatch Indy

Team Respro MRO 600 inc MSS Performance Clubman 600

RACE 19 - SECTOR ANALYSIS



SECTOR 1 = FL to I1, SECTOR 2 = I1 to FL, DIFF = Difference To Personal Best Lap, P = Crossed Finish Line in Pit Lane, D = Time Disallowed

P18 93 C		Jack GRISTWOOD		Suzuki -		
IDEAL LAP TIME : 57.974		BEST LAP TIME : 57.974		DIFFERENCE : 0.000		
LAP	SECTOR 1	SECTOR 2	LAP TIME	MPH	DIFF	TIME OF DAY
1 -		23.141	1:05.145	66.75	7.171	16:32:33.377
2 -	35.831	22.998	58.829	73.91	0.855	16:33:32.206
3 -	35.978	24.049	1:00.027	72.44	2.053	16:34:32.233
4 -	36.100	23.146	59.246	73.39	1.272	16:35:31.479
5 -	35.925	23.308	59.233	73.41	1.259	16:36:30.712
6 -	35.323	22.651	57.974 (1)	75.00		16:37:28.686
7 -	35.810	22.906	58.716 (2)	74.06	0.742	16:38:27.402
8 -	35.654	23.147	58.801 (3)	73.95	0.827	16:39:26.203
9 -	36.825	23.381	1:00.206	72.22	2.232	16:40:26.409

P19 7 C		Thomas BENSTED		Triumph -		
IDEAL LAP TIME : 51.653		BEST LAP TIME :		DIFFERENCE :		
LAP	SECTOR 1	SECTOR 2	LAP TIME	MPH	DIFF	TIME OF DAY
1 -		20.420	57.589	75.51		16:32:25.821

Weather / Track : Cloudy / Dry

Results can be found at www.tsl-timing.com

Page 5 of 5

Brands Hatch Indy
 Circuit Length = 1.2079 miles
 Start: 16:31 Flag 16:39 End: 16:40

Printed - 16:44 Sunday, 10 March 2019

BMCRC - MRO Championships 2019 - Rnd 1 @ Brands Hatch Indy

Team Respro MRO 600 inc MSS Performance Clubman 600

RACE 19 - BEST SECTORS

SECTOR 1			SECTOR 2			IDEAL / BEST COMPARISON						
POS	NO	NAME	TIME	NO	NAME	TIME	POS	NO	NAME	IDEAL	BEST	DIFF
									PERFECT LAP	49.478		
1	86	KELMAN	29.844	86	KELMAN	19.634	1	86	KELMAN	49.478	49.694	0.216
2	121	SYMONDS	29.861	121	SYMONDS	19.653	2	121	SYMONDS	49.514	49.685	0.171
3	82	SMITH	29.946	82	SMITH	19.720	3	82	SMITH	49.666	49.698	0.032
4	60	YOUNGE	30.546	56	MILLS	20.246	4	912	WHITE	50.814	50.941	0.127
5	912	WHITE	30.556	912	WHITE	20.258	5	60	YOUNGE	50.869	51.037	0.168
6	40	SHELVEY	30.746	60	YOUNGE	20.323	6	40	SHELVEY	51.154	51.194	0.040
7	17	GILL	30.790	25	WHITCHER	20.365	7	17	GILL	51.197	51.253	0.056
8	56	MILLS	31.028	50	SINGH BEHAL	20.404	8	56	MILLS	51.274	51.274	0.000
9	25	WHITCHER	31.048	81	DUFFETT	20.405	9	25	WHITCHER	51.413	51.531	0.118
10	188	KRAWIECKI	31.214	17	GILL	20.407	10	7	BENSTED	51.653		
11	7	BENSTED	31.233	40	SHELVEY	20.408	11	188	KRAWIECKI	51.746	52.074	0.328
12	81	DUFFETT	31.370	7	BENSTED	20.420	12	81	DUFFETT	51.775	51.796	0.021
13	971	PACKHAM	31.403	971	PACKHAM	20.522	13	50	SINGH BEHAL	51.911	52.163	0.252
14	50	SINGH BEHAL	31.507	188	KRAWIECKI	20.532	14	971	PACKHAM	51.925	52.020	0.095
15	149	HAMMETT	31.553	149	HAMMETT	20.637	15	149	HAMMETT	52.190	52.190	0.000
16	8	SAUNDERS	32.513	8	SAUNDERS	21.430	16	8	SAUNDERS	53.943	53.943	0.000
17	83	SKEELS-PIGGINS	32.974	83	SKEELS-PIGGINS	21.483	17	83	SKEELS-PIGGINS	54.457	54.457	0.000
18	93	GRISTWOOD	35.323	93	GRISTWOOD	22.651	18	93	GRISTWOOD	57.974	57.974	0.000
19							19	14	BURRAGE		50.265	

Weather / Track : Cloudy / Dry

Results can be found at www.tsl-timing.com

Brands Hatch Indy
Circuit Length = 1.2079 miles
Start: 16:31 Flag 16:39 End: 16:40

Printed - 16:43 Sunday, 10 March 2019

BMCRC-MRO Championships 2019



**MRO MINITWINS supported by
PROPERLY PROTECTED & BMCRC
Rookie Minitwins**

Brands Hatch Indy Circuit

9th / 10th April 2019



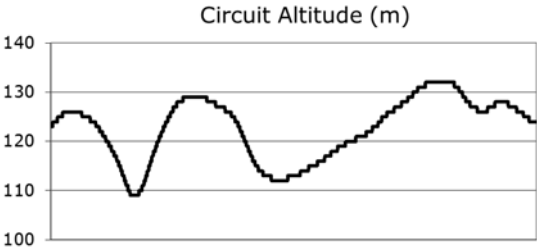
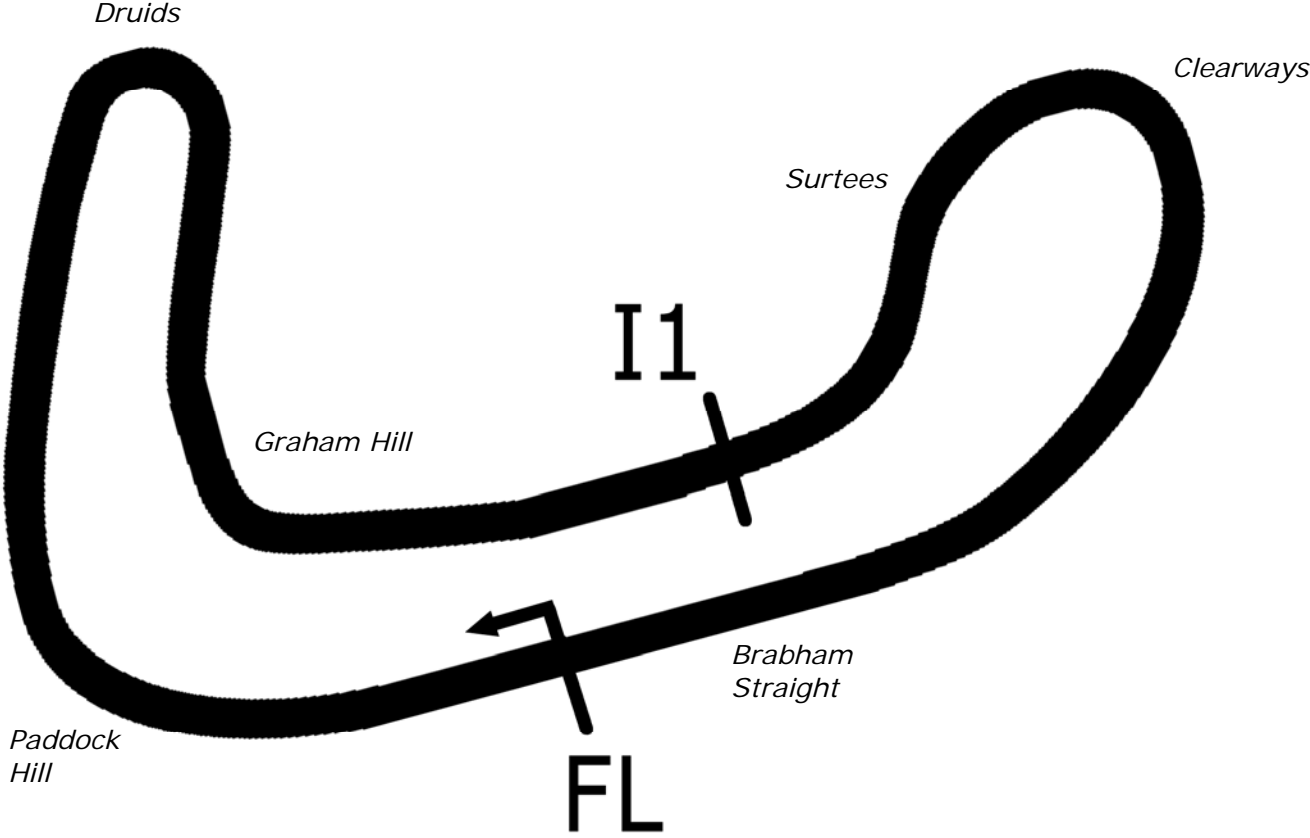
Results Provided by Timing Solutions Ltd
www.tsl-timing.com

Brands Hatch Indy



SPORTS TIMING

TIMING SOLUTIONS LTD



Length	1.2079 miles	1944.0 m	
FL		51.36032 N	0.26032 E
I1	1112m	51.35934 N	0.25955 E
Pit Entry	1669m	51.35911 N	0.25743 E
Pit Exit	26m after FL	51.36027 N	0.26078 E
Pit Entry–Pit Exit 277m, 16.6s @60kph, 12.4s @80kph			

BMCRC - MRO Championships 2019 - Rnd 1 @ Brands Hatch Indy



MRO Minitwins & BMCRC Rookie Minitwins

QUALIFYING - CLASSIFICATION

POS	NO	CL	PIC NAME	ENTRY	TIME	ON	LAPS	GAP	DIFF	MPH
1	26		1 Glynn DAVIES	Suzuki -	58.490	11	11			74.34
2	74		2 Daniel SINGLETON	Suzuki - Bambino Developments Racing	58.598	12	12	0.108	0.108	74.21
3	142		3 Chris KENT	Suzuki - More moto	59.203	11	11	0.713	0.605	73.45
4	78		4 Keith POVAH	Suzuki - 78Plate.com ScreenPrinting/SubvertBoardstore.c	59.411	10	11	0.921	0.208	73.19
5	9		5 Mark TAYLOR	Suzuki - Longhove Contracts	59.511	6	8	1.021	0.100	73.07
6	19		6 Kevin LILLEY	Suzuki - Vanson Leathers	59.895	10	11	1.405	0.384	72.60
7	184		7 David TWYFORD	Suzuki -	59.928	11	11	1.438	0.033	72.56
8	69		8 Danny HUSKINSON	Suzuki - art of racing	1:00.242	9	12	1.752	0.314	72.18
9	86		9 Paul WITHERINGTON	Suzuki - P&R plumbing	1:00.264	6	11	1.774	0.022	72.15
10	13		10 Wil GREEN	Suzuki - Faith Fueled Racing	1:00.297	9	10	1.807	0.033	72.11
11	156		11 Michael STONE	Suzuki -	1:01.222	12	12	2.732	0.925	71.03
12	137		12 Charlie CRAWT	Suzuki - Pass Bike Motorcycle Training Ltd & Sublime De	1:01.292	11	11	2.802	0.070	70.94
13	232	R	1 Matt WETHERELL	Suzuki - MSG Racing	1:01.307	10	12	2.817	0.015	70.93
14	56		13 Jamie INGHAM	Suzuki - Oadby motorcycle services	1:01.673	4	7	3.183	0.366	70.51
15	96		14 Dan HARRIS	Suzuki - HP Racing	1:01.973	9	12	3.483	0.300	70.16
16	92		15 Michael JACKSON	Suzuki -	1:02.199	8	9	3.709	0.226	69.91
17	76		16 Phillip RODGERS	Suzuki - pinbadgelab.co.uk	1:02.440	10	11	3.950	0.241	69.64
18	17	R	2 Tommy DOWNES	Suzuki - Ray Gnarley/ MoreMoto	1:03.154	12	12	4.664	0.714	68.85
19	0		17 Luke STANLEY	Suzuki - Urban Race Tribe	1:03.215	10	11	4.725	0.061	68.79
20	40	R	3 Simon WILKINSON	Suzuki - S P Wilkinson Engineering Ltd	1:03.354	10	10	4.864	0.139	68.63
21	5		18 Barry MANTELL	Suzuki - Swedish car connection	1:03.358	7	7	4.868	0.004	68.63
22	54		19 Adam JAMISON	Suzuki - AJ Racing	1:03.577	6	7	5.087	0.219	68.39
23	34	R	4 Daniel THOMAS	Suzuki -	1:03.953	9	10	5.463	0.376	67.99
24	192		20 Daniel MOFFA	Suzuki - DM Racing	1:04.621	11	11	6.131	0.668	67.29
25	44		21 Tony PARKER	Suzuki - Emerald Elevators	1:04.629	11	11	6.139	0.008	67.28
26	51		22 Andrew DURANT	Suzuki -	1:05.406	11	11	6.916	0.777	66.48
27	121	R	5 Samuel KENT	Suzuki - RAG Racing/ S Kent Construction Ltd	1:06.416	10	11	7.926	1.010	65.47
28	159		23 Benn RIDGWELL	Suzuki -	1:06.542	4	7	8.052	0.126	65.35
29	90		24 Philip HORNE	Suzuki -	1:07.896	6	8	9.406	1.354	64.04
30	50		25 Adam RIDGWELL	Suzuki -	1:08.552	10	10	10.062	0.656	63.43
31	84		26 Ricardo BRANCO	Suzuki - IMP Racing	1:09.668	6	7	11.178	1.116	62.41
32	126		27 Damien LECHAUVE	Suzuki -	1:09.695	6	6	11.205	0.027	62.39
33	415	R	6 Alan HENSBY	Suzuki -	1:11.875	9	10	13.385	2.180	60.50
34	48		28 Shaun WALLIS	Suzuki - Watling Tyres	1:12.824	2	2	14.334	0.949	59.71
35	6		29 Andrew FIRTH	Suzuki - LTRmotorcycles.co.uk	1:14.269	8	9	15.779	1.445	58.55
36	43		30 Robert DAVIE	Suzuki -	1:17.484	2	3	18.994	3.215	56.12
37	70	R	7 Vanessa GILLAM	Suzuki - No More Straps	1:18.475	9	9	19.985	0.991	55.41
38	161	R	8 Martin TOMKINS	Ducati -	1:25.915	5	8	27.425	7.440	50.61

Brands Hatch Indy
Circuit Length = 1.2079 miles
Start: 08:59 Flag 09:12 End: 09:13

Weather / Track : Bright / Damp
These results are provisional until the conclusion of any judicial and technical matters.

Clerk Of Course :	Timekeeper :
-------------------	--------------

Results can be found at www.tsl-timing.com

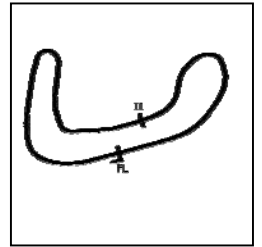
Printed - 09:14 Saturday, 09 March 2019



BMCRC - MRO Championships 2019 - Rnd 1 @ Brands Hatch Indy

MRO Minitwins & BMCRC Rookie Minitwins

QUALIFYING - SECTOR ANALYSIS



SECTOR 1 = FL to I1, SECTOR 2 = I1 to FL, DIFF = Difference To Personal Best Lap, P = Crossed Finish Line in Pit Lane, D = Time Disallowed

P1 26		Glynn DAVIES		Suzuki -		
IDEAL LAP TIME : 58.379		BEST LAP TIME : 58.490		DIFFERENCE : 0.111		
LAP	SECTOR 1	SECTOR 2	LAP TIME	MPH	DIFF	TIME OF DAY
1 -	40.104	26.006	1:06.110	65.77	7.620	09:01:21.109
2 -	38.146	25.101	1:03.247	68.75	4.757	09:02:24.356
3 -	36.559	24.519	1:01.078	71.19	2.588	09:03:25.434
4 -	38.030	24.599	1:02.629	69.43	4.139	09:04:28.063
5 -	37.002	24.524	1:01.526	70.67	3.036	09:05:29.589
6 -	36.870	24.409	1:01.279	70.96	2.789	09:06:30.868
7 -	36.281	24.553	1:00.834	71.48	2.344	09:07:31.702
8 -	36.092	23.820	59.912	72.58	1.422	09:08:31.614
9 -	35.116	24.379	59.495 (3)	73.09	1.005	09:09:31.109
10 -	34.990	24.397	59.387 (2)	73.22	0.897	09:10:30.496
11 -	35.101	23.389	58.490 (1)	74.34		09:11:28.986

P2 74		Daniel SINGLETON		Suzuki - Bambino Developments Racing		
IDEAL LAP TIME : 58.598		BEST LAP TIME : 58.598		DIFFERENCE : 0.000		
LAP	SECTOR 1	SECTOR 2	LAP TIME	MPH	DIFF	TIME OF DAY
1 -	38.956	24.934	1:03.890	68.06	5.292	09:00:48.433
2 -	37.688	24.772	1:02.460	69.62	3.862	09:01:50.893
3 -	38.373	24.296	1:02.669	69.39	4.071	09:02:53.562
4 -	36.690	24.137	1:00.827	71.49	2.229	09:03:54.389
5 -	36.377	24.628	1:01.005	71.28	2.407	09:04:55.394
6 -	37.366	24.306	1:01.672	70.51	3.074	09:05:57.066
7 -	37.249	IN PIT	1:23.424 P	52.12	24.826	09:07:20.490
8 -	OUTLAP	24.062	1:03.250	68.75	4.652	09:08:23.740
9 -	36.465	24.389	1:00.854	71.45	2.256	09:09:24.594
10 -	35.931	24.151	1:00.082 (3)	72.37	1.484	09:10:24.676
11 -	35.732	23.471	59.203 (2)	73.45	0.605	09:11:23.879
12 -	35.265	23.333	58.598 (1)	74.21		09:12:22.477

P3 142		Chris KENT		Suzuki - More moto		
IDEAL LAP TIME : 59.203		BEST LAP TIME : 59.203		DIFFERENCE : 0.000		
LAP	SECTOR 1	SECTOR 2	LAP TIME	MPH	DIFF	TIME OF DAY
1 -	OUTLAP	26.255	1:12.941	59.61	13.738	09:02:06.788
2 -	40.841	25.354	1:06.195	65.69	6.992	09:03:12.983
3 -	40.185	26.062	1:06.247	65.64	7.044	09:04:19.230
4 -	37.261	25.107	1:02.368	69.72	3.165	09:05:21.598
5 -	38.312	25.185	1:03.497	68.48	4.294	09:06:25.095
6 -	38.048	24.544	1:02.592	69.47	3.389	09:07:27.687
7 -	36.490	23.772	1:00.262 (2)	72.16	1.059	09:08:27.949
8 -	37.763	25.977	1:03.740	68.22	4.537	09:09:31.689
9 -	36.682	23.918	1:00.600 (3)	71.75	1.397	09:10:32.289
10 -	37.382	25.127	1:02.509	69.56	3.306	09:11:34.798
11 -	35.957	23.246	59.203 (1)	73.45		09:12:34.001

P4 78		Keith POVAH		Suzuki - 78Plate.com ScreenPrinting/SubvertBoardstore.com		
IDEAL LAP TIME : 59.411		BEST LAP TIME : 59.411		DIFFERENCE : 0.000		
LAP	SECTOR 1	SECTOR 2	LAP TIME	MPH	DIFF	TIME OF DAY
1 -	42.268	25.922	1:08.190	63.77	8.779	09:01:26.320
2 -	39.939	25.544	1:05.483	66.40	6.072	09:02:31.803
3 -	38.992	25.543	1:04.535	67.38	5.124	09:03:36.338
4 -	38.296	26.146	1:04.442	67.48	5.031	09:04:40.780
5 -	38.011	25.975	1:03.986	67.96	4.575	09:05:44.766
6 -	38.340	24.867	1:03.207	68.79	3.796	09:06:47.973
7 -	37.254	23.930	1:01.184	71.07	1.773	09:07:49.157
8 -	36.733	23.804	1:00.537	71.83	1.126	09:08:49.694
9 -	36.386	23.529	59.915 (3)	72.57	0.504	09:09:49.609
10 -	36.138	23.273	59.411 (1)	73.19		09:10:49.020
11 -	36.186	23.485	59.671 (2)	72.87	0.260	09:11:48.691

Weather / Track : Bright / Damp

Brands Hatch Indy
Circuit Length = 1.2079 miles
Start: 08:59 Flag 09:12 End: 09:13

BMCRC - MRO Championships 2019 - Rnd 1 @ Brands Hatch Indy

MRO Minitwins & BMCRC Rookie Minitwins

QUALIFYING - SECTOR ANALYSIS



SECTOR 1 = FL to I1, SECTOR 2 = I1 to FL, DIFF = Difference To Personal Best Lap, P = Crossed Finish Line in Pit Lane, D = Time Disallowed

P5	9	Mark TAYLOR	Suzuki - Longhove Contracts			
IDEAL LAP TIME : 59.240		BEST LAP TIME : 59.511	DIFFERENCE : 0.271			

LAP	SECTOR 1	SECTOR 2	LAP TIME	MPH	DIFF	TIME OF DAY
1 -	40.647	25.483	1:06.130	65.75	6.619	09:00:56.594
2 -	38.902	25.698	1:04.600	67.31	5.089	09:02:01.194
3 -	36.787	26.649	1:03.436	68.55	3.925	09:03:04.630
4 -	37.272	24.472	1:01.744	70.42	2.233	09:04:06.374
5 -	37.107	23.745	1:00.852 (2)	71.46	1.341	09:05:07.226
6 -	35.495	24.016	59.511 (1)	73.07		09:06:06.737
7 -	38.204	24.083	1:02.287	69.81	2.776	09:07:09.024
8 -	37.439	24.076	1:01.515 (3)	70.69	2.004	09:08:10.539

P6	19	Kevin LILLEY	Suzuki - Vanson Leathers			
IDEAL LAP TIME : 59.767		BEST LAP TIME : 59.895	DIFFERENCE : 0.128			

LAP	SECTOR 1	SECTOR 2	LAP TIME	MPH	DIFF	TIME OF DAY
1 -	40.541	26.566	1:07.107	64.80	7.212	09:01:21.938
2 -	39.660	25.915	1:05.575	66.31	5.680	09:02:27.513
3 -	38.349	25.240	1:03.589	68.38	3.694	09:03:31.102
4 -	38.195	25.170	1:03.365	68.62	3.470	09:04:34.467
5 -	37.865	26.029	1:03.894	68.05	3.999	09:05:38.361
6 -	36.838	24.685	1:01.523	70.68	1.628	09:06:39.884
7 -	37.778	25.983	1:03.761	68.20	3.866	09:07:43.645
8 -	36.987	24.328	1:01.315 (3)	70.92	1.420	09:08:44.960
9 -	36.567	24.915	1:01.482	70.72	1.587	09:09:46.442
10 -	36.001	23.894	59.895 (1)	72.60		09:10:46.337
11 -	37.324	23.766	1:01.090 (2)	71.18	1.195	09:11:47.427

P7	184	David TWYFORD	Suzuki -			
IDEAL LAP TIME : 59.928		BEST LAP TIME : 59.928	DIFFERENCE : 0.000			

LAP	SECTOR 1	SECTOR 2	LAP TIME	MPH	DIFF	TIME OF DAY
1 -	40.681	25.723	1:06.404	65.48	6.476	09:00:55.963
2 -	38.707	25.136	1:03.843	68.11	3.915	09:01:59.806
3 -	37.115	27.616	1:04.731	67.17	4.803	09:03:04.537
4 -	36.984	24.721	1:01.705 (3)	70.47	1.777	09:04:06.242
5 -	37.707	24.533	1:02.240	69.86	2.312	09:05:08.482
6 -	36.713	IN PIT	2:14.294 P	32.38	1:14.366	09:07:22.776
7 -	OUTLAP	24.565	1:04.717	67.19	4.789	09:08:27.493
8 -	37.571	25.008	1:02.579	69.48	2.651	09:09:30.072
9 -	37.622	24.619	1:02.241	69.86	2.313	09:10:32.313
10 -	36.774	24.107	1:00.881 (2)	71.42	0.953	09:11:33.194
11 -	35.828	24.100	59.928 (1)	72.56		09:12:33.122

P8	69	Danny HUSKINSON	Suzuki - art of racing			
IDEAL LAP TIME : 1:00.242		BEST LAP TIME : 1:00.242	DIFFERENCE : 0.000			

LAP	SECTOR 1	SECTOR 2	LAP TIME	MPH	DIFF	TIME OF DAY
1 -	44.330	27.797	1:12.127	60.29	11.885	09:01:07.540
2 -	39.983	26.795	1:06.778	65.12	6.536	09:02:14.318
3 -	38.899	28.464	1:07.363	64.55	7.121	09:03:21.681
4 -	37.751	26.252	1:04.003	67.94	3.761	09:04:25.684
5 -	38.720	25.004	1:03.724	68.24	3.482	09:05:29.408
6 -	36.814	24.352	1:01.166 (2)	71.09	0.924	09:06:30.574
7 -	37.007	26.013	1:03.020	69.00	2.778	09:07:33.594
8 -	37.444	24.563	1:02.007 (3)	70.13	1.765	09:08:35.601
9 -	36.261	23.981	1:00.242 (1)	72.18		09:09:35.843
10 -	37.207	25.548	1:02.755	69.29	2.513	09:10:38.598
11 -	37.266	24.757	1:02.023	70.11	1.781	09:11:40.621
12 -	38.131	25.037	1:03.168	68.84	2.926	09:12:43.789

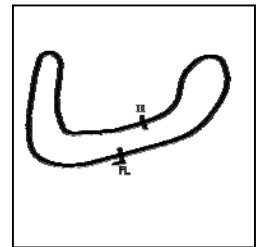
Weather / Track : Bright / Damp

Brands Hatch Indy
Circuit Length = 1.2079 miles
Start: 08:59 Flag 09:12 End: 09:13

BMCRC - MRO Championships 2019 - Rnd 1 @ Brands Hatch Indy

MRO Minitwins & BMCRC Rookie Minitwins

QUALIFYING - SECTOR ANALYSIS



SECTOR 1 = FL to I1, SECTOR 2 = I1 to FL, DIFF = Difference To Personal Best Lap, P = Crossed Finish Line in Pit Lane, D = Time Disallowed

P9 86		Paul WITHERINGTON		Suzuki - P&R plumbing			
IDEAL LAP TIME : 1:00.203		BEST LAP TIME : 1:00.264		DIFFERENCE : 0.061			
LAP	SECTOR 1	SECTOR 2	LAP TIME	MPH	DIFF	TIME OF DAY	
1 -	40.756	25.298	1:06.054	65.83	5.790	09:00:58.651	
2 -	39.610	25.482	1:05.092	66.80	4.828	09:02:03.743	
3 -	37.328	25.123	1:02.451	69.63	2.187	09:03:06.194	
4 -	36.968	24.180	1:01.148 (3)	71.11	0.884	09:04:07.342	
5 -	38.237	23.978	1:02.215	69.89	1.951	09:05:09.557	
6 -	36.225	24.039	1:00.264 (1)	72.15		09:06:09.821	
7 -	40.414	28.950	1:09.364	62.69	9.100	09:07:19.185	
8 -	41.335	25.517	1:06.852	65.04	6.588	09:08:26.037	
9 -	38.543	IN PIT	1:46.740 P	40.74	46.476	09:10:12.777	
10 -	OUTLAP	24.052	1:04.729	67.18	4.465	09:11:17.506	
11 -	36.332	24.329	1:00.661 (2)	71.68	0.397	09:12:18.167	

P10 13		Wil GREEN		Suzuki - Faith Fueled Racing			
IDEAL LAP TIME : 1:00.167		BEST LAP TIME : 1:00.297		DIFFERENCE : 0.130			
LAP	SECTOR 1	SECTOR 2	LAP TIME	MPH	DIFF	TIME OF DAY	
1 -	OUTLAP	26.866	1:10.531	61.65	10.234	09:03:50.967	
2 -	38.804	25.794	1:04.598	67.31	4.301	09:04:55.565	
3 -	37.996	25.016	1:03.012	69.01	2.715	09:05:58.577	
4 -	37.387	25.217	1:02.604	69.46	2.307	09:07:01.181	
5 -	36.800	24.432	1:01.232	71.01	0.935	09:08:02.413	
6 -	36.246	25.155	1:01.401	70.82	1.104	09:09:03.814	
7 -	36.258	24.482	1:00.740 (2)	71.59	0.443	09:10:04.554	
8 -	36.100	24.801	1:00.901 (3)	71.40	0.604	09:11:05.455	
9 -	36.230	24.067	1:00.297 (1)	72.11		09:12:05.752	
10 -	38.285	24.902	1:03.187	68.82	2.890	09:13:08.939	

P11 156		Michael STONE		Suzuki -			
IDEAL LAP TIME : 1:01.047		BEST LAP TIME : 1:01.222		DIFFERENCE : 0.175			
LAP	SECTOR 1	SECTOR 2	LAP TIME	MPH	DIFF	TIME OF DAY	
1 -	43.940	28.108	1:12.048	60.35	10.826	09:01:10.993	
2 -	41.492	27.354	1:08.846	63.16	7.624	09:02:19.839	
3 -	41.036	26.693	1:07.729	64.20	6.507	09:03:27.568	
4 -	40.575	26.709	1:07.284	64.63	6.062	09:04:34.852	
5 -	39.136	25.503	1:04.639	67.27	3.417	09:05:39.491	
6 -	38.883	25.779	1:04.662	67.25	3.440	09:06:44.153	
7 -	37.294	24.280	1:01.574 (3)	70.62	0.352	09:07:45.727	
8 -	37.686	24.382	1:02.068	70.06	0.846	09:08:47.795	
9 -	37.475	24.316	1:01.791	70.37	0.569	09:09:49.586	
10 -	37.186	24.289	1:01.475 (2)	70.73	0.253	09:10:51.061	
11 -	37.087	25.777	1:02.864	69.17	1.642	09:11:53.925	
12 -	36.767	24.455	1:01.222 (1)	71.03		09:12:55.147	

P12 137		Charlie CRAWT		Suzuki - Pass Bike Motorcycle Training Ltd & Sublime Designs			
IDEAL LAP TIME : 1:01.253		BEST LAP TIME : 1:01.292		DIFFERENCE : 0.039			
LAP	SECTOR 1	SECTOR 2	LAP TIME	MPH	DIFF	TIME OF DAY	
1 -	44.238	30.526	1:14.764	58.16	13.472	09:01:36.401	
2 -	41.870	28.188	1:10.058	62.07	8.766	09:02:46.459	
3 -	41.019	27.284	1:08.303	63.66	7.011	09:03:54.762	
4 -	39.333	26.469	1:05.802	66.08	4.510	09:05:00.564	
5 -	39.364	26.640	1:06.004	65.88	4.712	09:06:06.568	
6 -	38.968	25.621	1:04.589	67.32	3.297	09:07:11.157	
7 -	39.051	26.907	1:05.958	65.92	4.666	09:08:17.115	
8 -	39.503	25.912	1:05.415	66.47	4.123	09:09:22.530	
9 -	38.016	25.954	1:03.970 (3)	67.97	2.678	09:10:26.500	
10 -	36.766	24.940	1:01.706 (2)	70.47	0.414	09:11:28.206	
11 -	36.805	24.487	1:01.292 (1)	70.94		09:12:29.498	

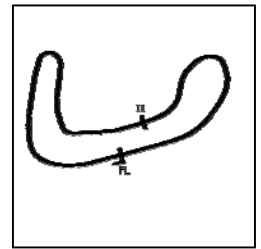
Weather / Track : Bright / Damp

Brands Hatch Indy
Circuit Length = 1.2079 miles
Start: 08:59 Flag 09:12 End: 09:13

BMCRC - MRO Championships 2019 - Rnd 1 @ Brands Hatch Indy

MRO Minitwins & BMCRC Rookie Minitwins

QUALIFYING - SECTOR ANALYSIS



SECTOR 1 = FL to I1, SECTOR 2 = I1 to FL, DIFF = Difference To Personal Best Lap, P = Crossed Finish Line in Pit Lane, D = Time Disallowed

P13 232 R		Matt WETHERELL		Suzuki - MSG Racing			
IDEAL LAP TIME : 1:01.118		BEST LAP TIME : 1:01.307		DIFFERENCE : 0.189			
LAP	SECTOR 1	SECTOR 2	LAP TIME	MPH	DIFF	TIME OF DAY	
1 -	42.796	26.627	1:09.423	62.63	8.116	09:01:10.956	
2 -	41.238	25.683	1:06.921	64.98	5.614	09:02:17.877	
3 -	40.215	25.883	1:06.098	65.79	4.791	09:03:23.975	
4 -	39.964	25.842	1:05.806	66.08	4.499	09:04:29.781	
5 -	39.967	24.691	1:04.658	67.25	3.351	09:05:34.439	
6 -	38.452	24.676	1:03.128	68.88	1.821	09:06:37.567	
7 -	38.056	24.356	1:02.412	69.67	1.105	09:07:39.979	
8 -	38.343	25.077	1:03.420	68.56	2.113	09:08:43.399	
9 -	37.798	25.080	1:02.878	69.15	1.571	09:09:46.277	
10 -	37.286	24.021	1:01.307 (1)	70.93		09:10:47.584	
11 -	38.360	24.033	1:02.393 (3)	69.69	1.086	09:11:49.977	
12 -	37.919	23.832	1:01.751 (2)	70.42	0.444	09:12:51.728	

P14 56		Jamie INGHAM		Suzuki - Oadby motorcycle services			
IDEAL LAP TIME : 1:01.673		BEST LAP TIME : 1:01.673		DIFFERENCE : 0.000			
LAP	SECTOR 1	SECTOR 2	LAP TIME	MPH	DIFF	TIME OF DAY	
1 -	41.788	25.924	1:07.712	64.22	6.039	09:01:23.853	
2 -	39.607	25.125	1:04.732	67.17	3.059	09:02:28.585	
3 -	37.469	24.939	1:02.408 (2)	69.68	0.735	09:03:30.993	
4 -	37.004	24.669	1:01.673 (1)	70.51		09:04:32.666	
5 -	38.189	24.996	1:03.185 (3)	68.82	1.512	09:05:35.851	
6 -	37.292	26.187	1:03.479	68.50	1.806	09:06:39.330	
7 -	38.175	26.928	1:05.103	66.79	3.430	09:07:44.433	

P15 96		Dan HARRIS		Suzuki - HP Racing			
IDEAL LAP TIME : 1:01.803		BEST LAP TIME : 1:01.973		DIFFERENCE : 0.170			
LAP	SECTOR 1	SECTOR 2	LAP TIME	MPH	DIFF	TIME OF DAY	
1 -	42.958	27.387	1:10.345	61.81	8.372	09:01:05.958	
2 -	40.401	26.849	1:07.250	64.66	5.277	09:02:13.208	
3 -	39.663	27.328	1:06.991	64.91	5.018	09:03:20.199	
4 -	38.980	26.223	1:05.203	66.69	3.230	09:04:25.402	
5 -	38.625	25.267	1:03.892	68.06	1.919	09:05:29.294	
6 -	38.518	25.113	1:03.631	68.34	1.658	09:06:32.925	
7 -	37.460	25.558	1:03.018	69.00	1.045	09:07:35.943	
8 -	37.313	24.902	1:02.215 (3)	69.89	0.242	09:08:38.158	
9 -	37.220	24.753	1:01.973 (1)	70.16		09:09:40.131	
10 -	38.936	25.972	1:04.908	66.99	2.935	09:10:45.039	
11 -	39.299	24.596	1:03.895	68.05	1.922	09:11:48.934	
12 -	37.601	24.583	1:02.184 (2)	69.93	0.211	09:12:51.118	

P16 92		Michael JACKSON		Suzuki -			
IDEAL LAP TIME : 1:02.107		BEST LAP TIME : 1:02.199		DIFFERENCE : 0.092			
LAP	SECTOR 1	SECTOR 2	LAP TIME	MPH	DIFF	TIME OF DAY	
1 -	OUTLAP	26.934	1:13.915	58.83	11.716	09:03:43.857	
2 -	38.881	25.586	1:04.467	67.45	2.268	09:04:48.324	
3 -	40.582	25.619	1:06.201	65.68	4.002	09:05:54.525	
4 -	39.162	25.690	1:04.852	67.05	2.653	09:06:59.377	
5 -	38.935	24.943	1:03.878	68.07	1.679	09:08:03.255	
6 -	37.384	25.213	1:02.597 (2)	69.46	0.398	09:09:05.852	
7 -	37.845	25.538	1:03.383	68.60	1.184	09:10:09.235	
8 -	37.476	24.723	1:02.199 (1)	69.91		09:11:11.434	
9 -	37.930	24.982	1:02.912 (3)	69.12	0.713	09:12:14.346	

P17 76		Phillip RODGERS		Suzuki - pinbadgelab.co.uk			
IDEAL LAP TIME : 1:02.420		BEST LAP TIME : 1:02.440		DIFFERENCE : 0.020			
LAP	SECTOR 1	SECTOR 2	LAP TIME	MPH	DIFF	TIME OF DAY	
1 -							
2 -							
3 -							
4 -							
5 -							
6 -							
7 -							
8 -							
9 -							

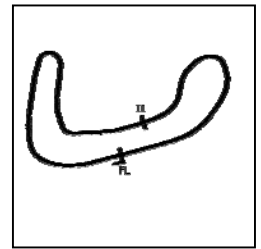
Weather / Track : Bright / Damp

Brands Hatch Indy
Circuit Length = 1.2079 miles
Start: 08:59 Flag 09:12 End: 09:13

BMCRC - MRO Championships 2019 - Rnd 1 @ Brands Hatch Indy

MRO Minitwins & BMCRC Rookie Minitwins

QUALIFYING - SECTOR ANALYSIS



SECTOR 1 = FL to I1, SECTOR 2 = I1 to FL, DIFF = Difference To Personal Best Lap, P = Crossed Finish Line in Pit Lane, D = Time Disallowed

1 -	43.068	27.326	1:10.394	61.77	7.954	09:01:29.224
2 -	42.137	26.317	1:08.454	63.52	6.014	09:02:37.678
3 -	41.009	26.214	1:07.223	64.68	4.783	09:03:44.901
4 -	39.522	25.876	1:05.398	66.49	2.958	09:04:50.299
5 -	40.017	26.421	1:06.438	65.45	3.998	09:05:56.737
6 -	39.090	25.188	1:04.278	67.65	1.838	09:07:01.015
7 -	38.635	25.649	1:04.284	67.64	1.844	09:08:05.299
8 -	39.833	24.988	1:04.821	67.08	2.381	09:09:10.120
9 -	38.503	24.715	1:03.218 (3)	68.78	0.778	09:10:13.338
10 -	38.005	24.435	1:02.440 (1)	69.64		09:11:15.778
11 -	37.985	24.530	1:02.515 (2)	69.56	0.075	09:12:18.293

P18 17 R Tommy DOWNES			Suzuki - Ray Gnarley/ MoreMoto			
IDEAL LAP TIME : 1:03.041		BEST LAP TIME : 1:03.154	DIFFERENCE : 0.113			
LAP	SECTOR 1	SECTOR 2	LAP TIME	MPH	DIFF	TIME OF DAY
1 -	44.638	28.661	1:13.299	59.32	10.145	09:01:03.415
2 -	42.578	28.199	1:10.777	61.44	7.623	09:02:14.192
3 -	42.600	27.554	1:10.154	61.98	7.000	09:03:24.346
4 -	40.998	26.071	1:07.069	64.83	3.915	09:04:31.415
5 -	40.728	27.192	1:07.920	64.02	4.766	09:05:39.335
6 -	40.848	27.029	1:07.877	64.06	4.723	09:06:47.212
7 -	39.682	25.705	1:05.387	66.50	2.233	09:07:52.599
8 -	37.995	25.166	1:03.161 (2)	68.84	0.007	09:08:55.760
9 -	39.004	26.153	1:05.157	66.74	2.003	09:10:00.917
10 -	38.740	25.623	1:04.363	67.56	1.209	09:11:05.280
11 -	38.206	25.237	1:03.443 (3)	68.54	0.289	09:12:08.723
12 -	38.108	25.046	1:03.154 (1)	68.85		09:13:11.877

P19 0 Luke STANLEY			Suzuki - Urban Race Tribe			
IDEAL LAP TIME : 1:03.207		BEST LAP TIME : 1:03.215	DIFFERENCE : 0.008			
LAP	SECTOR 1	SECTOR 2	LAP TIME	MPH	DIFF	TIME OF DAY
1 -	44.700	27.613	1:12.313	60.13	9.098	09:01:14.052
2 -	41.104	26.188	1:07.292	64.62	4.077	09:02:21.344
3 -	40.592	26.040	1:06.632	65.26	3.417	09:03:27.976
4 -	42.331	26.446	1:08.777	63.22	5.562	09:04:36.753
5 -	40.709	26.095	1:06.804	65.09	3.589	09:05:43.557
6 -	40.012	25.823	1:05.835	66.05	2.620	09:06:49.392
7 -	39.512	24.967	1:04.479	67.44	1.264	09:07:53.871
8 -	39.125	26.524	1:05.649	66.24	2.434	09:08:59.520
9 -	39.089	25.209	1:04.298 (2)	67.63	1.083	09:10:03.818
10 -	38.240	24.975	1:03.215 (1)	68.79		09:11:07.033
11 -	38.667	25.779	1:04.446 (3)	67.47	1.231	09:12:11.479

P20 40 R Simon WILKINSON			Suzuki - S P Wilkinson Engineering Ltd			
IDEAL LAP TIME : 1:03.203		BEST LAP TIME : 1:03.354	DIFFERENCE : 0.151			
LAP	SECTOR 1	SECTOR 2	LAP TIME	MPH	DIFF	TIME OF DAY
1 -	OUTLAP	27.633	1:13.839	58.89	10.485	09:02:24.916
2 -	41.239	26.590	1:07.829	64.11	4.475	09:03:32.745
3 -	41.301	27.356	1:08.657	63.33	5.303	09:04:41.402
4 -	39.320	26.528	1:05.848	66.04	2.494	09:05:47.250
5 -	39.632	26.398	1:06.030	65.85	2.676	09:06:53.280
6 -	39.491	25.856	1:05.347	66.54	1.993	09:07:58.627
7 -	39.034	27.044	1:06.078	65.81	2.724	09:09:04.705
8 -	38.495	25.876	1:04.371 (3)	67.55	1.017	09:10:09.076
9 -	38.678	25.132	1:03.810 (2)	68.14	0.456	09:11:12.886
10 -	38.646	24.708	1:03.354 (1)	68.63		09:12:16.240

P21 5 Barry MANTELL			Suzuki - Swedish car connection			
IDEAL LAP TIME : 1:03.321		BEST LAP TIME : 1:03.358	DIFFERENCE : 0.037			
LAP	SECTOR 1	SECTOR 2	LAP TIME	MPH	DIFF	TIME OF DAY

Weather / Track : Bright / Damp

Brands Hatch Indy
Circuit Length = 1.2079 miles
Start: 08:59 Flag 09:12 End: 09:13

BMCRC - MRO Championships 2019 - Rnd 1 @ Brands Hatch Indy

MRO Minitwins & BMCRC Rookie Minitwins

QUALIFYING - SECTOR ANALYSIS



SECTOR 1 = FL to I1, SECTOR 2 = I1 to FL, DIFF = Difference To Personal Best Lap, P = Crossed Finish Line in Pit Lane, D = Time Disallowed

1 -	OUTLAP	27.993	1:17.008	56.46	13.650	09:05:45.463
2 -	39.083	27.495	1:06.578	65.31	3.220	09:06:52.041
3 -	39.173	25.883	1:05.056	66.84	1.698	09:07:57.097
4 -	38.623	26.399	1:05.022	66.87	1.664	09:09:02.119
5 -	38.398	25.528	1:03.926 (2)	68.02	0.568	09:10:06.045
6 -	38.777	25.332	1:04.109 (3)	67.83	0.751	09:11:10.154
7 -	38.435	24.923	1:03.358 (1)	68.63		09:12:13.512

P22	54	Adam JAMISON	Suzuki - AJ Racing
IDEAL LAP TIME : 1:03.416		BEST LAP TIME : 1:03.577	DIFFERENCE : 0.161

LAP	SECTOR 1	SECTOR 2	LAP TIME	MPH	DIFF	TIME OF DAY
1 -	40.869	25.948	1:06.817	65.08	3.240	09:00:57.438
2 -	40.480	26.831	1:07.311	64.60	3.734	09:02:04.749
3 -	39.572	26.381	1:05.953	65.93	2.376	09:03:10.702
4 -	40.535	25.904	1:06.439	65.45	2.862	09:04:17.141
5 -	38.852	25.449	1:04.301 (3)	67.62	0.724	09:05:21.442
6 -	38.266	25.311	1:03.577 (1)	68.39		09:06:25.019
7 -	39.003	25.150	1:04.153 (2)	67.78	0.576	09:07:29.172

P23	34 R	Daniel THOMAS	Suzuki -
IDEAL LAP TIME : 1:03.953		BEST LAP TIME : 1:03.953	DIFFERENCE : 0.000

LAP	SECTOR 1	SECTOR 2	LAP TIME	MPH	DIFF	TIME OF DAY
1 -	OUTLAP	29.122	1:19.495	54.70	15.542	09:02:09.651
2 -	43.299	29.535	1:12.834	59.70	8.881	09:03:22.485
3 -	41.336	26.936	1:08.272	63.69	4.319	09:04:30.757
4 -	41.095	27.234	1:08.329	63.64	4.376	09:05:39.086
5 -	40.695	26.839	1:07.534	64.39	3.581	09:06:46.620
6 -	39.935	25.778	1:05.713 (3)	66.17	1.760	09:07:52.333
7 -	40.324	27.951	1:08.275	63.69	4.322	09:09:00.608
8 -	39.228	25.701	1:04.929 (2)	66.97	0.976	09:10:05.537
9 -	38.605	25.348	1:03.953 (1)	67.99		09:11:09.490
10 -	40.298	25.485	1:05.783	66.10	1.830	09:12:15.273

P24	192	Daniel MOFFA	Suzuki - DM Racing
IDEAL LAP TIME : 1:04.613		BEST LAP TIME : 1:04.621	DIFFERENCE : 0.008

LAP	SECTOR 1	SECTOR 2	LAP TIME	MPH	DIFF	TIME OF DAY
1 -	49.380	29.589	1:18.969	55.06	14.348	09:01:14.442
2 -	45.711	28.601	1:14.312	58.51	9.691	09:02:28.754
3 -	43.232	27.669	1:10.901	61.33	6.280	09:03:39.655
4 -	41.339	26.653	1:07.992	63.95	3.371	09:04:47.647
5 -	42.832	28.350	1:11.182	61.09	6.561	09:05:58.829
6 -	41.102	27.602	1:08.704	63.29	4.083	09:07:07.533
7 -	41.847	27.543	1:09.390	62.66	4.769	09:08:16.923
8 -	40.341	26.299	1:06.640 (3)	65.25	2.019	09:09:23.563
9 -	40.245	26.443	1:06.688	65.20	2.067	09:10:30.251
10 -	39.086	25.751	1:04.837 (2)	67.06	0.216	09:11:35.088
11 -	39.094	25.527	1:04.621 (1)	67.29		09:12:39.709

P25	44	Tony PARKER	Suzuki - Emerald Elevators
IDEAL LAP TIME : 1:04.629		BEST LAP TIME : 1:04.629	DIFFERENCE : 0.000

LAP	SECTOR 1	SECTOR 2	LAP TIME	MPH	DIFF	TIME OF DAY
1 -	48.400	30.246	1:18.646	55.29	14.017	09:01:23.642
2 -	43.485	28.028	1:11.513	60.80	6.884	09:02:35.155
3 -	43.188	27.517	1:10.705	61.50	6.076	09:03:45.860
4 -	42.679	27.639	1:10.318	61.84	5.689	09:04:56.178
5 -	41.451	28.057	1:09.508	62.56	4.879	09:06:05.686
6 -	40.864	26.411	1:07.275	64.63	2.646	09:07:12.961
7 -	40.171	26.083	1:06.254	65.63	1.625	09:08:19.215
8 -	40.009	26.228	1:06.237 (3)	65.65	1.608	09:09:25.452
9 -	39.493	27.404	1:06.897	65.00	2.268	09:10:32.349

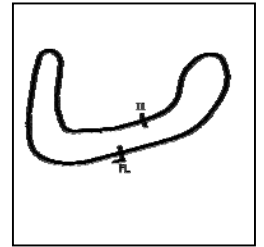
Weather / Track : Bright / Damp

Brands Hatch Indy
Circuit Length = 1.2079 miles
Start: 08:59 Flag 09:12 End: 09:13

BMCRC - MRO Championships 2019 - Rnd 1 @ Brands Hatch Indy

MRO Minitwins & BMCRC Rookie Minitwins

QUALIFYING - SECTOR ANALYSIS



SECTOR 1 = FL to I1, SECTOR 2 = I1 to FL, DIFF = Difference To Personal Best Lap, P = Crossed Finish Line in Pit Lane, D = Time Disallowed

10 - 39.738 26.331 1:06.069 (2) 65.81 1.440 09:11:38.418
 11 - **38.726** **25.903** **1:04.629 (1)** **67.28** **09:12:43.047**

P26 51		Andrew DURANT		Suzuki -		
IDEAL LAP TIME : 1:05.406		BEST LAP TIME : 1:05.406		DIFFERENCE : 0.000		
LAP	SECTOR 1	SECTOR 2	LAP TIME	MPH	DIFF	TIME OF DAY
1 -	46.279	28.933	1:15.212	57.81	9.806	09:01:18.150
2 -	43.753	28.085	1:11.838	60.53	6.432	09:02:29.988
3 -	42.981	27.763	1:10.744	61.46	5.338	09:03:40.732
4 -	42.210	27.532	1:09.742	62.35	4.336	09:04:50.474
5 -	43.353	27.226	1:10.579	61.61	5.173	09:06:01.053
6 -	40.979	26.452	1:07.431	64.48	2.025	09:07:08.484
7 -	41.585	27.457	1:09.042	62.98	3.636	09:08:17.526
8 -	41.014	26.392	1:07.406 (3)	64.51	2.000	09:09:24.932
9 -	39.822	26.703	1:06.525 (2)	65.36	1.119	09:10:31.457
10 -	41.006	26.776	1:07.782	64.15	2.376	09:11:39.239
11 -	39.651	25.755	1:05.406 (1)	66.48		09:12:44.645

P27 121 R		Samuel KENT		Suzuki - RAG Racing/ S Kent Construction Ltd		
IDEAL LAP TIME : 1:06.148		BEST LAP TIME : 1:06.416		DIFFERENCE : 0.268		
LAP	SECTOR 1	SECTOR 2	LAP TIME	MPH	DIFF	TIME OF DAY
1 -	48.289	29.881	1:18.170	55.63	11.754	09:01:23.909
2 -	44.497	28.516	1:13.013	59.55	6.597	09:02:36.922
3 -	42.871	27.689	1:10.560	61.62	4.144	09:03:47.482
4 -	42.257	26.976	1:09.233	62.81	2.817	09:04:56.715
5 -	41.716	28.341	1:10.057	62.07	3.641	09:06:06.772
6 -	41.795	27.164	1:08.959	63.06	2.543	09:07:15.731
7 -	41.484	28.288	1:09.772	62.32	3.356	09:08:25.503
8 -	40.605	26.570	1:07.175 (2)	64.73	0.759	09:09:32.678
9 -	40.555	26.889	1:07.444 (3)	64.47	1.028	09:10:40.122
10 -	40.240	26.176	1:06.416 (1)	65.47		09:11:46.538
11 -	41.936	25.908	1:07.844	64.09	1.428	09:12:54.382

P28 159		Benn RIDGWELL		Suzuki -		
IDEAL LAP TIME : 1:06.422		BEST LAP TIME : 1:06.542		DIFFERENCE : 0.120		
LAP	SECTOR 1	SECTOR 2	LAP TIME	MPH	DIFF	TIME OF DAY
1 -	44.086	29.814	1:13.900	58.84	7.358	09:01:35.749
2 -	40.458	27.144	1:07.602	64.32	1.060	09:02:43.351
3 -	41.657	26.766	1:08.423	63.55	1.881	09:03:51.774
4 -	40.076	26.466	1:06.542 (1)	65.35		09:04:58.316
5 -	39.956	28.076	1:08.032	63.91	1.490	09:06:06.348
6 -	40.746	26.786	1:07.532 (3)	64.39	0.990	09:07:13.880
7 -	40.539	26.723	1:07.262 (2)	64.65	0.720	09:08:21.142

P29 90		Philip HORNE		Suzuki -		
IDEAL LAP TIME : 1:07.896		BEST LAP TIME : 1:07.896		DIFFERENCE : 0.000		
LAP	SECTOR 1	SECTOR 2	LAP TIME	MPH	DIFF	TIME OF DAY
1 -	46.321	28.207	1:14.528	58.34	6.632	09:01:19.306
2 -	44.802	28.135	1:12.937	59.62	5.041	09:02:32.243
3 -	44.251	27.696	1:11.947	60.44	4.051	09:03:44.190
4 -	41.879	27.360	1:09.239 (3)	62.80	1.343	09:04:53.429
5 -	41.796	27.462	1:09.258	62.78	1.362	09:06:02.687
6 -	41.026	26.870	1:07.896 (1)	64.04		09:07:10.583
7 -	41.518	26.920	1:08.438 (2)	63.54	0.542	09:08:19.021
8 -	41.553	28.136	1:09.689	62.40	1.793	09:09:28.710

P30 50		Adam RIDGWELL		Suzuki -		
IDEAL LAP TIME : 1:08.552		BEST LAP TIME : 1:08.552		DIFFERENCE : 0.000		
LAP	SECTOR 1	SECTOR 2	LAP TIME	MPH	DIFF	TIME OF DAY

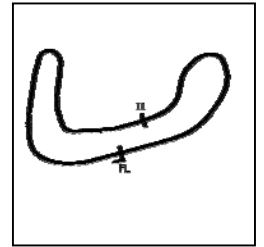
Weather / Track : Bright / Damp

Brands Hatch Indy
 Circuit Length = 1.2079 miles
 Start: 08:59 Flag 09:12 End: 09:13

BMCRC - MRO Championships 2019 - Rnd 1 @ Brands Hatch Indy

MRO Minitwins & BMCRC Rookie Minitwins

QUALIFYING - SECTOR ANALYSIS



SECTOR 1 = FL to I1, SECTOR 2 = I1 to FL, DIFF = Difference To Personal Best Lap, P = Crossed Finish Line in Pit Lane, D = Time Disallowed

1 -	46.387	29.668	1:16.055	57.17	7.503	09:01:36.003
2 -	45.314	29.545	1:14.859	58.09	6.307	09:02:50.862
3 -	43.817	28.414	1:12.231	60.20	3.679	09:04:03.093
4 -	43.571	27.943	1:11.514	60.80	2.962	09:05:14.607
5 -	42.827	27.843	1:10.670	61.53	2.118	09:06:25.277
6 -	42.926	27.699	1:10.625	61.57	2.073	09:07:35.902
7 -	41.989	27.256	1:09.245 (3)	62.80	0.693	09:08:45.147
8 -	41.897	26.754	1:08.651 (2)	63.34	0.099	09:09:53.798
9 -	42.320	27.082	1:09.402	62.65	0.850	09:11:03.200
10 -	41.876	26.676	1:08.552 (1)	63.43		09:12:11.752

P31 84		Ricardo BRANCO		Suzuki - IMP Racing			
IDEAL LAP TIME : 1:09.465		BEST LAP TIME : 1:09.668		DIFFERENCE : 0.203			
LAP	SECTOR 1	SECTOR 2	LAP TIME	MPH	DIFF	TIME OF DAY	
1 -	45.388	28.736	1:14.124	58.66	4.456	09:01:15.198	
2 -	44.376	27.457	1:11.833	60.53	2.165	09:02:27.031	
3 -	42.717	27.394	1:10.111	62.02	0.443	09:03:37.142	
4 -	42.207	27.690	1:09.897 (3)	62.21	0.229	09:04:47.039	
5 -	42.891	27.499	1:10.390	61.77	0.722	09:05:57.429	
6 -	42.153	27.515	1:09.668 (1)	62.41		09:07:07.097	
7 -	42.071	27.606	1:09.677 (2)	62.41	0.009	09:08:16.774	

P32 126		Damien LECHAUVE		Suzuki -			
IDEAL LAP TIME : 1:09.482		BEST LAP TIME : 1:09.695		DIFFERENCE : 0.213			
LAP	SECTOR 1	SECTOR 2	LAP TIME	MPH	DIFF	TIME OF DAY	
1 -	OUTLAP	31.884	1:25.993	50.56	16.298	09:06:49.129	
2 -	44.831	29.460	1:14.291	58.53	4.596	09:08:03.420	
3 -	42.947	30.183	1:13.130 (3)	59.46	3.435	09:09:16.550	
4 -	43.172	30.270	1:13.442	59.21	3.747	09:10:29.992	
5 -	41.725	28.293	1:10.018 (2)	62.10	0.323	09:11:40.010	
6 -	41.189	28.506	1:09.695 (1)	62.39		09:12:49.705	

P33 415 R		Alan HENSBY		Suzuki -			
IDEAL LAP TIME : 1:11.657		BEST LAP TIME : 1:11.875		DIFFERENCE : 0.218			
LAP	SECTOR 1	SECTOR 2	LAP TIME	MPH	DIFF	TIME OF DAY	
1 -	51.680	31.667	1:23.347	52.17	11.472	09:01:44.171	
2 -	48.722	31.963	1:20.685	53.89	8.810	09:03:04.856	
3 -	46.895	29.548	1:16.443	56.88	4.568	09:04:21.299	
4 -	46.797	29.827	1:16.624	56.75	4.749	09:05:37.923	
5 -	45.811	29.671	1:15.482	57.61	3.607	09:06:53.405	
6 -	45.490	28.430	1:13.920	58.82	2.045	09:08:07.325	
7 -	44.692	28.408	1:13.100	59.48	1.225	09:09:20.425	
8 -	43.728	28.532	1:12.260 (3)	60.17	0.385	09:10:32.685	
9 -	43.838	28.037	1:11.875 (1)	60.50		09:11:44.560	
10 -	44.007	27.929	1:11.936 (2)	60.45	0.061	09:12:56.496	

P34 48		Shaun WALLIS		Suzuki - Walling Tyres			
IDEAL LAP TIME :		BEST LAP TIME : 1:12.824		DIFFERENCE :			
LAP	SECTOR 1	SECTOR 2	LAP TIME	MPH	DIFF	TIME OF DAY	
1 -			1:15.919 (2)	57.27	3.095	09:01:43.843	
2 -			1:12.824 (1)	59.71		09:02:56.667	

P35 6		Andrew FIRTH		Suzuki - LTRmotorcycles.co.uk			
IDEAL LAP TIME : 1:13.757		BEST LAP TIME : 1:14.269		DIFFERENCE : 0.512			
LAP	SECTOR 1	SECTOR 2	LAP TIME	MPH	DIFF	TIME OF DAY	
1 -	50.426	31.688	1:22.114	52.95	7.845	09:01:47.133	
2 -	46.550	32.829	1:19.379	54.78	5.110	09:03:06.512	
3 -	47.050	30.797	1:17.847	55.86	3.578	09:04:24.359	
4 -	46.323	30.378	1:16.701	56.69	2.432	09:05:41.060	

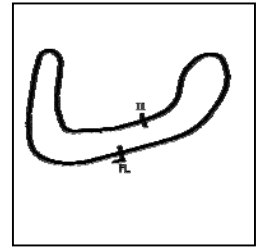
Weather / Track : Bright / Damp

Brands Hatch Indy
Circuit Length = 1.2079 miles
Start: 08:59 Flag 09:12 End: 09:13

BMCRC - MRO Championships 2019 - Rnd 1 @ Brands Hatch Indy

MRO Minitwins & BMCRC Rookie Minitwins

QUALIFYING - SECTOR ANALYSIS



SECTOR 1 = FL to I1, SECTOR 2 = I1 to FL, DIFF = Difference To Personal Best Lap, P = Crossed Finish Line in Pit Lane, D = Time Disallowed

5 -	46.086	30.780	1:16.866	56.57	2.597	09:06:57.926
6 -	45.197	30.128	1:15.325 (3)	57.73	1.056	09:08:13.251
7 -	44.379	30.048	1:14.427 (2)	58.42	0.158	09:09:27.678
8 -	44.891	29.378	1:14.269 (1)	58.55		09:10:41.947
9 -	44.990	31.914	1:16.904	56.54	2.635	09:11:58.851

P36 43		Robert DAVIE		Suzuki -			
IDEAL LAP TIME : 1:17.484		BEST LAP TIME : 1:17.484		DIFFERENCE : 0.000			
LAP	SECTOR 1	SECTOR 2	LAP TIME	MPH	DIFF	TIME OF DAY	

1 -	OUTLAP	30.780	1:21.141	53.59	3.657	09:02:05.734
2 -	46.757	30.727	1:17.484 (1)	56.12		09:03:23.218
3 -	47.352	30.785	1:18.137 (2)	55.65	0.653	09:04:41.355

P37 70 R		Vanessa GILLAM		Suzuki - No More Straps			
IDEAL LAP TIME : 1:18.232		BEST LAP TIME : 1:18.475		DIFFERENCE : 0.243			
LAP	SECTOR 1	SECTOR 2	LAP TIME	MPH	DIFF	TIME OF DAY	

1 -	52.266	32.613	1:24.879	51.23	6.404	09:01:47.694
2 -	47.644	33.002	1:20.646	53.92	2.171	09:03:08.340
3 -	47.398	32.711	1:20.109	54.28	1.634	09:04:28.449
4 -	48.124	31.884	1:20.008	54.35	1.533	09:05:48.457
5 -	47.956	31.651	1:19.607 (3)	54.62	1.132	09:07:08.064
6 -	47.736	32.292	1:20.028	54.33	1.553	09:08:28.092
7 -	48.896	31.274	1:20.170	54.24	1.695	09:09:48.262
8 -	48.137	31.259	1:19.396 (2)	54.77	0.921	09:11:07.658
9 -	46.973	31.502	1:18.475 (1)	55.41		09:12:26.133

P38 161 R		Martin TOMKINS		Ducati -			
IDEAL LAP TIME : 1:24.878		BEST LAP TIME : 1:25.915		DIFFERENCE : 1.037			
LAP	SECTOR 1	SECTOR 2	LAP TIME	MPH	DIFF	TIME OF DAY	

1 -	56.490	36.918	1:33.408	46.55	7.493	09:01:39.305
2 -	53.383	37.007	1:30.390	48.10	4.475	09:03:09.695
3 -	54.622	36.589	1:31.211	47.67	5.296	09:04:40.906
4 -	55.191	36.874	1:32.065	47.23	6.150	09:06:12.971
5 -	51.930	33.985	1:25.915 (1)	50.61		09:07:38.886
6 -	52.505	35.294	1:27.799	49.52	1.884	09:09:06.685
7 -	51.742	34.533	1:26.275 (2)	50.40	0.360	09:10:32.960
8 -	52.358	34.769	1:27.127 (3)	49.91	1.212	09:12:00.087

BMCRC - MRO Championships 2019 - Rnd 1 @ Brands Hatch Indy

MRO Minitwins & BMCRC Rookie Minitwins

QUALIFYING - BEST SECTORS

SECTOR 1				SECTOR 2			IDEAL / BEST COMPARISON					
POS	NO	NAME	TIME	NO	NAME	TIME	POS	NO	NAME	IDEAL	BEST	DIFF
									PERFECT LAP	58.236		
1	26	DAVIES	34.990	142	KENT	23.246	1	26	DAVIES	58.379	58.490	0.111
2	74	SINGLETON	35.265	78	POVAH	23.273	2	74	SINGLETON	58.598	58.598	0.000
3	9	TAYLOR	35.495	74	SINGLETON	23.333	3	142	KENT	59.203	59.203	0.000
4	184	TWYFORD	35.828	26	DAVIES	23.389	4	9	TAYLOR	59.240	59.511	0.271
5	142	KENT	35.957	9	TAYLOR	23.745	5	78	POVAH	59.411	59.411	0.000
6	19	LILLEY	36.001	19	LILLEY	23.766	6	19	LILLEY	59.767	59.895	0.128
7	13	GREEN	36.100	232	WETHERELL	23.832	7	184	TWYFORD	59.928	59.928	0.000
8	78	POVAH	36.138	86	WITHERINGTON	23.978	8	13	GREEN	1:00.167	1:00.297	0.130
9	86	WITHERINGTON	36.225	69	HUSKINSON	23.981	9	86	WITHERINGTON	1:00.203	1:00.264	0.061
10	69	HUSKINSON	36.261	13	GREEN	24.067	10	69	HUSKINSON	1:00.242	1:00.242	0.000
11	137	CRAWT	36.766	184	TWYFORD	24.100	11	156	STONE	1:01.047	1:01.222	0.175
12	156	STONE	36.767	156	STONE	24.280	12	232	WETHERELL	1:01.118	1:01.307	0.189
13	56	INGHAM	37.004	76	RODGERS	24.435	13	137	CRAWT	1:01.253	1:01.292	0.039
14	96	HARRIS	37.220	137	CRAWT	24.487	14	56	INGHAM	1:01.673	1:01.673	0.000
15	232	WETHERELL	37.286	96	HARRIS	24.583	15	96	HARRIS	1:01.803	1:01.973	0.170
16	92	JACKSON	37.384	56	INGHAM	24.669	16	92	JACKSON	1:02.107	1:02.199	0.092
17	76	RODGERS	37.985	40	WILKINSON	24.708	17	76	RODGERS	1:02.420	1:02.440	0.020
18	17	DOWNES	37.995	92	JACKSON	24.723	18	17	DOWNES	1:03.041	1:03.154	0.113
19	0	STANLEY	38.240	5	MANTELL	24.923	19	40	WILKINSON	1:03.203	1:03.354	0.151
20	54	JAMISON	38.266	0	STANLEY	24.967	20	0	STANLEY	1:03.207	1:03.215	0.008
21	5	MANTELL	38.398	17	DOWNES	25.046	21	5	MANTELL	1:03.321	1:03.358	0.037
22	40	WILKINSON	38.495	54	JAMISON	25.150	22	54	JAMISON	1:03.416	1:03.577	0.161
23	34	THOMAS	38.605	34	THOMAS	25.348	23	34	THOMAS	1:03.953	1:03.953	0.000
24	44	PARKER	38.726	192	MOFFA	25.527	24	192	MOFFA	1:04.613	1:04.621	0.008
25	192	MOFFA	39.086	51	DURANT	25.755	25	44	PARKER	1:04.629	1:04.629	0.000
26	51	DURANT	39.651	44	PARKER	25.903	26	51	DURANT	1:05.406	1:05.406	0.000
27	159	RIDGWELL	39.956	121	KENT	25.908	27	121	KENT	1:06.148	1:06.416	0.268
28	121	KENT	40.240	159	RIDGWELL	26.466	28	159	RIDGWELL	1:06.422	1:06.542	0.120
29	90	HORNE	41.026	50	RIDGWELL	26.676	29	90	HORNE	1:07.896	1:07.896	0.000
30	126	LECHAUVE	41.189	90	HORNE	26.870	30	50	RIDGWELL	1:08.552	1:08.552	0.000
31	50	RIDGWELL	41.876	84	BRANCO	27.394	31	84	BRANCO	1:09.465	1:09.668	0.203
32	84	BRANCO	42.071	415	HENSBY	27.929	32	126	LECHAUVE	1:09.482	1:09.695	0.213
33	48	WALLIS	43.642	126	LECHAUVE	28.293	33	415	HENSBY	1:11.657	1:11.875	0.218
34	415	HENSBY	43.728	6	FIRTH	29.378	34	6	FIRTH	1:13.757	1:14.269	0.512
35	6	FIRTH	44.379	43	DAVIE	30.727	35	43	DAVIE	1:17.484	1:17.484	0.000
36	43	DAVIE	46.757	70	GILLAM	31.259	36	70	GILLAM	1:18.232	1:18.475	0.243
37	70	GILLAM	46.973	161	TOMKINS	33.985	37	161	TOMKINS	1:24.878	1:25.915	1.037
38	161	TOMKINS	50.893				38	48	WALLIS		1:12.824	

Weather / Track : Bright / Damp

Results can be found at www.tsl-timing.com

Brands Hatch Indy
Circuit Length = 1.2079 miles
Start: 08:59 Flag 09:12 End: 09:13

Printed - 09:16 Saturday, 09 March 2019

BMCRC - MRO Championships 2019 - Rnd 1 @ Brands Hatch Indy



MRO Minitwins & BMCRC Rookie Minitwins

RACE 1 - GRID (10 Laps)

ROW 13	39	20	Steve MALE	1:25.915	38	161	Martin TOMKINS	1:18.475	37	70	Vanessa GILLAM
ROW 12	36	43	Robert DAVIE	1:17.484	35	6	Andrew FIRTH	1:14.269	34	48	Shaun WALLIS
ROW 11	33	415	Alan HENSBY	1:11.875	32	126	Damien LECHAUVE	1:09.695	31	84	Ricardo BRANCO
ROW 10	30	50	Adam RIDGWELL	1:08.552	29	90	Philip HORNE	1:07.896	28	159	Benn RIDGWELL
ROW 9	27	121	Samuel KENT	1:06.416	26	51	Andrew DURANT	1:05.406	25	44	Tony PARKER
ROW 8	24	192	Daniel MOFFA	1:04.621	23	34	Daniel THOMAS	1:03.953	22	54	Adam JAMISON
ROW 7	21	5	Barry MANTELL	1:03.358	20	40	Simon WILKINSON	1:03.354	19	0	Luke STANLEY
ROW 6	18	17	Tommy DOWNES	1:03.154	17	76	Phillip RODGERS	1:02.440	16	92	Michael JACKSON
ROW 5	15	96	Dan HARRIS	1:01.973	14	56	Jamie INGHAM	1:01.673	13	232	Matt WETHERELL
ROW 4	12	137	Charlie CRAWT	1:01.292	11	156	Michael STONE	1:01.222	10	13	Wil GREEN
ROW 3	9	86	Paul WITHERINGTON	1:00.264	8	69	Danny HUSKINSON	1:00.242	7	184	David TWYFORD
ROW 2	6	19	Kevin LILLEY	59.895	5	9	Mark TAYLOR	59.511	4	78	Keith POVAH
ROW 1	3	142	Chris KENT	59.203	2	74	Daniel SINGLETON	58.598	1	26	Glynn DAVIES
Pole											

Brands Hatch Indy
Circuit Length = 1.2079 miles

These results are provisional until the conclusion of any judicial and technical matters.

Clerk Of Course :	Timekeeper :
-------------------	--------------

Results can be found at www.tsl-timing.com

Printed - 09:19 Saturday, 09 March 2019



BMCRC - MRO Championships 2019 - Rnd 1 @ Brands Hatch Indy



MRO Minitwins & BMCRC Rookie Minitwins

RACE 1 - CLASSIFICATION

POS	NO	CL	PIC NAME	ENTRY	LAPS	TIME	GAP	DIFF	MPH	BEST	ON
1	74		1 Daniel SINGLETON	Suzuki - Bambino Developments Racing	10	8:56.489			81.05	52.459	2
2	26		2 Glynn DAVIES	Suzuki -	10	8:57.457	0.968	0.968	80.91	52.306	10
3	78		3 Keith POVAH	Suzuki - 78Plate.com ScreenPrinting/SubvertBoards	10	8:57.752	1.263	0.295	80.86	52.362	2
4	9		4 Mark TAYLOR	Suzuki - Longhove Contracts	10	9:00.829	4.340	3.077	80.40	53.080	3
5	184		5 David TWYFORD	Suzuki -	10	9:00.852	4.363	0.023	80.40	52.780	2
6	142		6 Chris KENT	Suzuki - More moto	10	9:05.430	8.941	4.578	79.72	52.773	5
7	86		7 Paul WITHERINGTON	Suzuki - P&R plumbing	10	9:12.706	16.217	7.276	78.67	54.021	5
8	19		8 Kevin LILLEY	Suzuki - Vanson Leathers	10	9:17.156	20.667	4.450	78.04	54.495	2
9	17	R	1 Tommy DOWNES	Suzuki - Ray Gnarley/ MoreMoto	10	9:17.736	21.247	0.580	77.96	53.416	6
10	13		9 Wil GREEN	Suzuki - Faith Fueled Racing	10	9:20.718	24.229	2.982	77.55	55.221	4
11	69		10 Danny HUSKINSON	Suzuki - art of racing	10	9:23.796	27.307	3.078	77.13	55.174	6
12	56		11 Jamie INGHAM	Suzuki - Oadby motorcycle services	10	9:27.559	31.070	3.763	76.61	54.845	7
13	232*	R	2 Matt WETHERELL	Suzuki - MSG Racing	10	9:27.823	31.334	0.264	76.58	53.669	10
14	96		12 Dan HARRIS	Suzuki - HP Racing	10	9:27.966	31.477	0.143	76.56	54.930	9
15	48		13 Shaun WALLIS	Suzuki - Watling Tyres	10	9:32.245	35.756	4.279	75.99	55.448	6
16	76		14 Phillip RODGERS	Suzuki - pinbadgelab.co.uk	10	9:34.054	37.565	1.809	75.75	55.550	7
17	54		15 Adam JAMISON	Suzuki - AJ Racing	10	9:35.709	39.220	1.655	75.53	56.081	5
18	92		16 Michael JACKSON	Suzuki -	10	9:40.426	43.937	4.717	74.92	56.256	4
19	84		17 Ricardo BRANCO	Suzuki - IMP Racing	10	9:43.590	47.101	3.164	74.51	57.055	6
20	0		18 Luke STANLEY	Suzuki - Urban Race Tribe	10	9:43.836	47.347	0.246	74.48	56.723	4
21	5		19 Barry MANTELL	Suzuki - Swedish car connection	10	9:44.498	48.009	0.662	74.39	56.740	4
22	34	R	3 Daniel THOMAS	Suzuki -	10	9:53.357	56.868	8.859	73.28	57.625	8
23	192		20 Daniel MOFFA	Suzuki - DM Racing	9	8:57.959	1 Lap	1 Lap	72.75	57.091	6
24	44		21 Tony PARKER	Suzuki - Emerald Elevators	9	9:11.244	1 Lap	13.285	70.99	59.198	9
25	159		22 Benn RIDGWELL	Suzuki -	9	9:12.660	1 Lap	1.416	70.81	59.293	8
26	121	R	4 Samuel KENT	Suzuki - RAG Racing/ S Kent Construction Ltd	9	9:14.453	1 Lap	1.793	70.58	58.944	7
27	51		23 Andrew DURANT	Suzuki -	9	9:16.209	1 Lap	1.756	70.36	59.701	4
28	40	R	5 Simon WILKINSON	Suzuki - S P Wilkinson Engineering Ltd	9	9:22.644	1 Lap	6.435	69.55	57.842	6
29	6		24 Andrew FIRTH	Suzuki - LTRmotorcycles.co.uk	9	9:25.930	1 Lap	3.286	69.15	59.958	4
30	415	R	6 Alan HENSBY	Suzuki -	9	9:29.965	1 Lap	4.035	68.66	1:00.860	9
31	90		25 Philip HORNE	Suzuki -	9	9:33.307	1 Lap	3.342	68.26	1:01.836	5
32	126		26 Damien LECHAUVE	Suzuki -	9	9:34.808	1 Lap	1.501	68.08	1:01.841	5
33	50		27 Adam RIDGWELL	Suzuki -	9	9:44.626	1 Lap	9.818	66.94	1:03.073	5
34	43		28 Robert DAVIE	Suzuki -	9	9:54.307	1 Lap	9.681	65.85	1:03.716	5
35	161	R	7 Martin TOMKINS	Ducati -	8	9:37.186	2 Laps	1 Lap	60.27	1:09.426	5
36	20	R	8 Steve MALE	Suzuki -	7	9:02.084	3 Laps	1 Lap	56.15	1:15.146	7

NOT CLASSIFIED

DNF	156		Michael STONE	Suzuki -	0						
DNF	137		Charlie CRAWT	Suzuki - Pass Bike Motorcycle Training Ltd & Sublin	0						
DNF	70	R	Vanessa GILLAM	Suzuki - No More Straps	0						

FASTEST LAP

26			Glynn DAVIES	Suzuki -	10	52.306		83.13 mph	133.79 kph		
17	R		Tommy DOWNES	Suzuki - Ray Gnarley/ MoreMoto	6	53.416		81.41 mph	131.01 kph		

No. 232 - 10 Second penalty, Yellow flag infringement

Class - 92.5% of Race Speed = 74.97 mph

Class R - 92.5% of Race Speed = 72.11 mph

Brands Hatch Indy

Circuit Length = 1.2079 miles

Start: 11:58 Flag 12:07 End: 12:09

Weather / Track : Cloudy / Dry

These results are provisional until the conclusion of any judicial and technical matters.

Clerk Of Course :		Timekeeper :	
-------------------	--	--------------	--

Results can be found at www.tsl-timing.com

Printed - 12:18 Saturday, 09 March 2019



BMCRC - MRO Championships 2019 - Rnd 1 @ Brands Hatch Indy

MRO Minitwins & BMCRC Rookie Minitwins

RACE 1 - LAP CHART

LAP 1 @ 11:59:37.831

NO	BEHIND	LAP TIME
26		57.845
78	0.062	57.907
74	0.498	58.343
184	0.896	58.741
9	0.971	58.816
142	1.448	59.293
69	2.687	1:00.532
86	2.889	1:00.734
13	3.876	1:01.721
19	3.905	1:01.750
96	6.173	1:04.018
5	6.905	1:04.750
54	7.291	1:05.136
56	7.456	1:05.301
92	7.513	1:05.358
232	7.671	1:05.516
76	7.729	1:05.574
84	7.898	1:05.743
48	8.081	1:05.926
0	8.233	1:06.078
17	8.912	1:06.757
34	9.750	1:07.595
40	10.124	1:07.969
44	11.194	1:09.039
159	11.669	1:09.514
192	12.209	1:10.054
51	12.696	1:10.541
50	15.235	1:13.080
121	15.795	1:13.640
6	16.421	1:14.266
90	16.621	1:14.466
126	16.726	1:14.571
415	16.987	1:14.832
43	17.656	1:15.501
161	26.394	1:24.239
20	28.137	1:25.982

LAP 2 @ 12:00:30.255

NO	BEHIND	LAP TIME
78		52.362
26	0.184	52.608
74	0.533	52.459
184	1.252	52.780
9	1.706	53.159
142	2.277	53.253
86	4.690	54.225
69	5.706	55.443
19	5.976	54.495
13	6.944	55.492
96	10.089	56.340
54	11.079	56.212
232	11.584	56.337
5	12.061	57.580
56	12.168	57.136
92	12.679	57.590
48	12.744	57.087
17	12.778	56.290
76	13.061	57.756
84	13.237	57.763
0	14.236	58.427
34	16.717	59.391
40	16.949	59.249

44	19.905	1:01.135
192	20.407	1:00.622
159	20.471	1:01.226
51	20.862	1:00.590
121	24.837	1:01.466
90	27.220	1:03.023
6	27.383	1:03.386
50	27.562	1:04.751
126	28.133	1:03.831
415	28.195	1:03.632
43	31.129	1:05.897
161	44.524	1:10.554
20	52.667	1:16.954

LAP 3 @ 12:01:23.628

NO	BEHIND	LAP TIME
78		53.373
74	0.391	53.231
26	0.408	53.597
184	0.775	52.896
9	1.413	53.080
142	1.730	52.826
86	5.353	54.036
19	7.591	54.988
69	8.004	55.671
13	9.011	55.440
96	12.608	55.892
232	13.288	55.077
54	14.088	56.382
56	14.647	55.852
17	15.367	55.962
5	15.756	57.068
76	16.037	56.349
48	16.770	57.399
84	17.002	57.138
92	17.059	57.753
0	17.764	56.901
34	21.971	58.627
40	22.367	58.791
44	27.706	1:01.174
192	27.800	1:00.766
159	28.032	1:00.934
51	28.281	1:00.792
121	32.303	1:00.839
6	35.655	1:01.645
90	36.630	1:02.783
50	38.127	1:03.938
126	38.270	1:03.510
415	38.459	1:03.637
43	41.629	1:03.873

LAP 4 @ 12:02:17.463

NO	BEHIND	LAP TIME
78		53.835
184	0.376	53.436
74	0.571	54.015
9	0.721	53.143
26	0.740	54.167
142	1.893	53.998
86	6.009	54.491
161	1 Lap	1:10.613
19	8.302	54.546
69	9.910	55.741
13	10.397	55.221

232	14.181	54.728
17	15.953	54.421
96	15.987	57.214
54	16.951	56.698
56	17.312	56.500
76	17.949	55.747
5	18.661	56.740
48	18.740	55.805
92	19.480	56.256
84	20.243	57.076
0	20.652	56.723
20	1 Lap	1:15.443
34	26.254	58.118
40	27.118	58.586
192	32.414	58.449
44	33.809	59.938
51	34.147	59.701
159	35.217	1:01.020
121	37.821	59.353
6	41.778	59.958
90	44.872	1:02.077
415	45.707	1:01.083
126	46.299	1:01.864
50	47.382	1:03.090
43	51.736	1:03.942

LAP 5 @ 12:03:10.596

NO	BEHIND	LAP TIME
78		53.133
184	0.426	53.183
9	0.694	53.106
26	0.745	53.138
74	0.762	53.324
142	1.533	52.773
86	6.897	54.021
19	9.688	54.519
13	12.763	55.499
69	13.201	56.424
232	15.222	54.174
17	16.340	53.520
96	19.013	56.159
54	19.899	56.081
56	20.110	55.931
48	21.685	56.078
76	23.183	58.367
5	23.270	57.742
92	23.589	57.242
84	24.515	57.405
161	1 Lap	1:10.079
0	24.984	57.465
34	31.315	58.194
40	32.107	58.122
192	37.573	58.292
51	41.068	1:00.054
44	41.295	1:00.619
159	42.028	59.944
20	1 Lap	1:15.729
121	44.404	59.716
6	48.612	59.967
90	53.575	1:01.836

LAP 6 @ 12:04:04.236

NO	BEHIND	LAP TIME
78		53.640

184	0.194	53.408
415	1 Lap	1:01.284
74	0.499	53.377
9	0.522	53.468
26	1.003	53.898
126	1 Lap	1:01.841
142	1.845	53.952
50	1 Lap	1:03.073
86	7.357	54.100
43	1 Lap	1:03.716
19	10.637	54.589
13	14.402	55.279
69	14.735	55.174
232	16.031	54.449
17	16.116	53.416
96	21.030	55.657
56	21.765	55.295
54	22.581	56.322
48	23.493	55.448
76	25.516	55.973
5	27.379	57.749
92	27.765	57.816
84	27.930	57.055
0	28.417	57.073
34	36.158	58.483
40	36.309	57.842
161	1 Lap	1:09.426
192	41.024	57.091
51	47.225	59.797
44	47.859	1:00.204
159	48.261	59.873
121	52.028	1:01.264

LAP 7 @ 12:04:57.779

NO	BEHIND	LAP TIME
78		53.543
74	0.352	53.396
184	0.578	53.927
26	1.699	54.239
9	2.024	55.045
6	1 Lap	1:01.530
142	3.014	54.712
90	1 Lap	1:02.257
415	1 Lap	1:02.262
86	9.439	55.625
126	1 Lap	1:02.657
20	2 Laps	1:15.518
19	12.298	55.204
50	1 Lap	1:03.655
13	16.231	55.372
69	16.606	55.414
17	16.675	54.102
232	16.879	54.391
43	1 Lap	1:04.706
56	23.067	54.845
96	23.880	56.393
54	25.504	56.466
48	25.565	55.615
76	27.523	55.550
92	31.330	57.108
84	32.218	57.831
0	32.764	57.890
5	32.819	58.983
34	40.929	58.314
192	45.093	57.612

LAP 8 @ 12:05:51.129

NO	BEHIND	LAP TIME
74		52.998
78	0.811	54.161
44	1 Lap	1:00.573
26	1.614	53.265
184	2.274	55.046
9	2.664	53.990
51	1 Lap	1:02.359
159	1 Lap	1:01.539
142	3.471	53.807
161	2 Laps	1:10.158
121	1 Lap	58.944
40	1 Lap	1:20.088
86	10.930	54.841
6	1 Lap	1:01.639
19	14.726	55.778
415	1 Lap	1:01.217
90	1 Lap	1:02.208
13	18.696	55.815
17	18.779	55.454
232	18.849	55.320
69	19.300	56.044
126	1 Lap	1:02.418
56	25.177	55.460
50	1 Lap	1:04.884
96	25.976	55.446
48	28.471	56.256
54	29.563	57.409
76	31.276	57.103
43	1 Lap	1:05.460
92	34.985	57.005
20	2 Laps	1:17.312
84	36.139	57.271
0	36.595	57.181
5	37.384	57.915
34	45.204	57.625
192	48.950	57.207

LAP 9 @ 12:06:43.689

NO	BEHIND	LAP TIME
74		52.560
78	0.807	52.556
26	1.448	52.394
184	3.161	53.447
9	3.280	53.176
142	4.878	53.967
44	1 Lap	59.364
159	1 Lap	59.293
51	1 Lap	1:01.463
121	1 Lap	1:00.119
86	13.128	54.758
19	17.974	55.808
40	1 Lap	1:01.633
17	20.109	53.890
232	20.451	54.162
6	1 Lap	1:01.843
13	21.634	55.498
69	22.232	55.492
161	2 Laps	1:11.391
415	1 Lap	1:01.158
90	1 Lap	1:02.211
56	27.943	55.326
96	28.346	54.930

Brands Hatch Indy
 Circuit Length = 1.2079 miles
 Start: 11:58 Flag 12:07 End: 12:09

Weather / Track : Cloudy / Dry

BMCRC - MRO Championships 2019 - Rnd 1 @ Brands Hatch Indy

MRO Minitwins & BMCRC Rookie Minitwins

RACE 1 - LAP CHART

126	1 Lap	1:02.072
48	31.560	55.649
54	34.277	57.274
76	34.439	55.723
50	1 Lap	1:04.392
92	39.318	56.893
84	41.760	58.181
0	41.935	57.900
5	43.304	58.480
43	1 Lap	1:04.904
34	50.632	57.988

LAP 10	@ 12:07:36.475
---------------	-----------------------

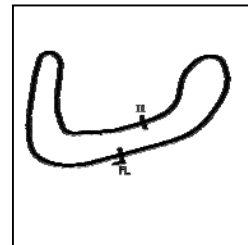
NO	BEHIND	LAP TIME
74		52.786
26	0.968	52.306
78	1.263	53.242
192	1 Lap	57.866
9	4.340	53.846
184	4.363	53.988
20	3 Laps	1:15.146
142	8.941	56.849
44	1 Lap	59.198
159	1 Lap	59.317
86	16.217	55.875
121	1 Lap	59.112
51	1 Lap	1:00.912
19	20.667	55.479
17	21.247	53.924
232	21.334	53.669
13	24.229	55.381
40	1 Lap	1:00.364
69	27.307	57.861
6	1 Lap	1:01.696
56	31.070	55.913
96	31.477	55.917
415	1 Lap	1:00.860
48	35.756	56.982
90	1 Lap	1:02.446
76	37.565	55.912
126	1 Lap	1:02.044
54	39.220	57.729
161	2 Laps	1:10.726
92	43.937	57.405
84	47.101	58.127
0	47.347	58.198
5	48.009	57.491
50	1 Lap	1:03.763
34	56.868	59.022
43	1 Lap	1:06.308

Weather / Track : Cloudy / Dry

BMCRC - MRO Championships 2019 - Rnd 1 @ Brands Hatch Indy

MRO Minitwins & BMCRC Rookie Minitwins

RACE 1 - SECTOR ANALYSIS



SECTOR 1 = FL to I1, SECTOR 2 = I1 to FL, DIFF = Difference To Personal Best Lap, P = Crossed Finish Line in Pit Lane, D = Time Disallowed

P1 74		Daniel SINGLETON		Suzuki - Bambino Developments Racing			
IDEAL LAP TIME : 52.175		BEST LAP TIME : 52.459		DIFFERENCE : 0.284			
LAP	SECTOR 1	SECTOR 2	LAP TIME	MPH	DIFF	TIME OF DAY	
1 -		21.105	58.343	74.53	5.884	11:59:38.329	
2 -	31.512	20.947	52.459 (1)	82.89		12:00:30.788	
3 -	31.838	21.393	53.231	81.69	0.772	12:01:24.019	
4 -	32.515	21.500	54.015	80.50	1.556	12:02:18.034	
5 -	32.009	21.315	53.324	81.55	0.865	12:03:11.358	
6 -	31.931	21.446	53.377	81.46	0.918	12:04:04.735	
7 -	32.094	21.302	53.396	81.44	0.937	12:04:58.131	
8 -	31.610	21.388	52.998	82.05	0.539	12:05:51.129	
9 -	31.626	20.934	52.560 (2)	82.73	0.101	12:06:43.689	
10 -	31.241	21.545	52.786 (3)	82.38	0.327	12:07:36.475	

P2 26		Glynn DAVIES		Suzuki -			
IDEAL LAP TIME : 51.896		BEST LAP TIME : 52.306		DIFFERENCE : 0.410			
LAP	SECTOR 1	SECTOR 2	LAP TIME	MPH	DIFF	TIME OF DAY	
1 -		21.418	57.845	75.17	5.539	11:59:37.831	
2 -	31.324	21.284	52.608 (3)	82.66	0.302	12:00:30.439	
3 -	32.017	21.580	53.597	81.13	1.291	12:01:24.036	
4 -	32.694	21.473	54.167	80.28	1.861	12:02:18.203	
5 -	31.696	21.442	53.138	81.83	0.832	12:03:11.341	
6 -	32.401	21.497	53.898	80.68	1.592	12:04:05.239	
7 -	32.992	21.247	54.239	80.17	1.933	12:04:59.478	
8 -	31.386	21.879	53.265	81.64	0.959	12:05:52.743	
9 -	31.470	20.924	52.394 (2)	82.99	0.088	12:06:45.137	
10 -	30.972	21.334	52.306 (1)	83.13		12:07:37.443	

P3 78		Keith POVAH		Suzuki - 78Plate.com ScreenPrinting/SubvertBoardstore.com			
IDEAL LAP TIME : 52.207		BEST LAP TIME : 52.362		DIFFERENCE : 0.155			
LAP	SECTOR 1	SECTOR 2	LAP TIME	MPH	DIFF	TIME OF DAY	
1 -		20.995	57.907	75.09	5.545	11:59:37.893	
2 -	31.524	20.838	52.362 (1)	83.04		12:00:30.255	
3 -	32.182	21.191	53.373	81.47	1.011	12:01:23.628	
4 -	32.612	21.223	53.835	80.77	1.473	12:02:17.463	
5 -	32.129	21.004	53.133 (3)	81.84	0.771	12:03:10.596	
6 -	32.110	21.530	53.640	81.07	1.278	12:04:04.236	
7 -	32.282	21.261	53.543	81.21	1.181	12:04:57.779	
8 -	31.771	22.390	54.161	80.29	1.799	12:05:51.940	
9 -	31.873	20.683	52.556 (2)	82.74	0.194	12:06:44.496	
10 -	31.770	21.472	53.242	81.67	0.880	12:07:37.738	

P4 9		Mark TAYLOR		Suzuki - Longhove Contracts			
IDEAL LAP TIME : 52.763		BEST LAP TIME : 53.080		DIFFERENCE : 0.317			
LAP	SECTOR 1	SECTOR 2	LAP TIME	MPH	DIFF	TIME OF DAY	
1 -		21.075	58.816	73.93	5.736	11:59:38.802	
2 -	31.988	21.171	53.159	81.80	0.079	12:00:31.961	
3 -	32.028	21.052	53.080 (1)	81.92		12:01:25.041	
4 -	32.192	20.951	53.143 (3)	81.82	0.063	12:02:18.184	
5 -	32.021	21.085	53.106 (2)	81.88	0.026	12:03:11.290	
6 -	31.812	21.656	53.468	81.33	0.388	12:04:04.758	
7 -	33.559	21.486	55.045	79.00	1.965	12:04:59.803	
8 -	32.296	21.694	53.990	80.54	0.910	12:05:53.793	
9 -	32.116	21.060	53.176	81.77	0.096	12:06:46.969	
10 -	32.452	21.394	53.846	80.76	0.766	12:07:40.815	

P5 184		David TWYFORD		Suzuki -			
IDEAL LAP TIME : 52.780		BEST LAP TIME : 52.780		DIFFERENCE : 0.000			
LAP	SECTOR 1	SECTOR 2	LAP TIME	MPH	DIFF	TIME OF DAY	

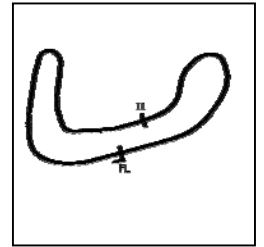
Weather / Track : Cloudy / Dry

Brands Hatch Indy
Circuit Length = 1.2079 miles
Start: 11:58 Flag 12:07 End: 12:09

BMCRC - MRO Championships 2019 - Rnd 1 @ Brands Hatch Indy

MRO Minitwins & BMCRC Rookie Minitwins

RACE 1 - SECTOR ANALYSIS



SECTOR 1 = FL to I1, SECTOR 2 = I1 to FL, DIFF = Difference To Personal Best Lap, P = Crossed Finish Line in Pit Lane, D = Time Disallowed

1 -		21.287	58.741	74.02	5.961	11:59:38.727
2 -	31.536	21.244	52.780 (1)	82.39		12:00:31.507
3 -	31.623	21.273	52.896 (2)	82.21	0.116	12:01:24.403
4 -	32.070	21.366	53.436	81.37	0.656	12:02:17.839
5 -	31.858	21.325	53.183 (3)	81.76	0.403	12:03:11.022
6 -	31.890	21.518	53.408	81.42	0.628	12:04:04.430
7 -	32.415	21.512	53.927	80.63	1.147	12:04:58.357
8 -	32.057	22.989	55.046	78.99	2.266	12:05:53.403
9 -	32.127	21.320	53.447	81.36	0.667	12:06:46.850
10 -	32.440	21.548	53.988	80.54	1.208	12:07:40.838

P6 142		Chris KENT		Suzuki - More moto			
IDEAL LAP TIME : 52.754		BEST LAP TIME : 52.773		DIFFERENCE : 0.019			
LAP	SECTOR 1	SECTOR 2	LAP TIME	MPH	DIFF	TIME OF DAY	
1 -		21.228	59.293	73.34	6.520	11:59:39.279	
2 -	32.028	21.225	53.253 (3)	81.65	0.480	12:00:32.532	
3 -	31.897	20.929	52.826 (2)	82.31	0.053	12:01:25.358	
4 -	32.747	21.251	53.998	80.53	1.225	12:02:19.356	
5 -	31.916	20.857	52.773 (1)	82.40		12:03:12.129	
6 -	32.251	21.701	53.952	80.60	1.179	12:04:06.081	
7 -	33.399	21.313	54.712	79.48	1.939	12:05:00.793	
8 -	32.372	21.435	53.807	80.81	1.034	12:05:54.600	
9 -	32.872	21.095	53.967	80.57	1.194	12:06:48.567	
10 -	34.166	22.683	56.849	76.49	4.076	12:07:45.416	

P7 86		Paul WITHERINGTON		Suzuki - P&R plumbing			
IDEAL LAP TIME : 53.809		BEST LAP TIME : 54.021		DIFFERENCE : 0.212			
LAP	SECTOR 1	SECTOR 2	LAP TIME	MPH	DIFF	TIME OF DAY	
1 -		21.638	1:00.734	71.60	6.713	11:59:40.720	
2 -	32.543	21.682	54.225	80.19	0.204	12:00:34.945	
3 -	32.419	21.617	54.036 (2)	80.47	0.015	12:01:28.981	
4 -	32.521	21.970	54.491	79.80	0.470	12:02:23.472	
5 -	32.500	21.521	54.021 (1)	80.49		12:03:17.493	
6 -	32.288	21.812	54.100 (3)	80.38	0.079	12:04:11.593	
7 -	32.490	23.135	55.625	78.17	1.604	12:05:07.218	
8 -	32.972	21.869	54.841	79.29	0.820	12:06:02.059	
9 -	33.085	21.673	54.758	79.41	0.737	12:06:56.817	
10 -	34.074	21.801	55.875	77.82	1.854	12:07:52.692	

P8 19		Kevin LILLEY		Suzuki - Vanson Leathers			
IDEAL LAP TIME : 54.238		BEST LAP TIME : 54.495		DIFFERENCE : 0.257			
LAP	SECTOR 1	SECTOR 2	LAP TIME	MPH	DIFF	TIME OF DAY	
1 -		22.036	1:01.750	70.42	7.255	11:59:41.736	
2 -	32.830	21.665	54.495 (1)	79.79		12:00:36.231	
3 -	32.773	22.215	54.988	79.08	0.493	12:01:31.219	
4 -	33.018	21.528	54.546 (3)	79.72	0.051	12:02:25.765	
5 -	32.710	21.809	54.519 (2)	79.76	0.024	12:03:20.284	
6 -	32.801	21.788	54.589	79.66	0.094	12:04:14.873	
7 -	32.910	22.294	55.204	78.77	0.709	12:05:10.077	
8 -	33.680	22.098	55.778	77.96	1.283	12:06:05.855	
9 -	33.315	22.493	55.808	77.92	1.313	12:07:01.663	
10 -	33.475	22.004	55.479	78.38	0.984	12:07:57.142	

P9 17 R		Tommy DOWNES		Suzuki - Ray Gnarley/ MoreMoto			
IDEAL LAP TIME : 53.412		BEST LAP TIME : 53.416		DIFFERENCE : 0.004			
LAP	SECTOR 1	SECTOR 2	LAP TIME	MPH	DIFF	TIME OF DAY	
1 -		22.839	1:06.757	65.14	13.341	11:59:46.743	
2 -	33.706	22.584	56.290	77.25	2.874	12:00:43.033	
3 -	34.164	21.798	55.962	77.70	2.546	12:01:38.995	
4 -	32.552	21.869	54.421	79.90	1.005	12:02:33.416	

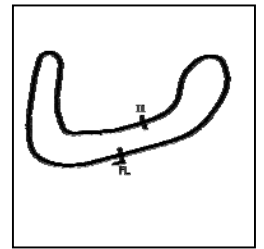
Weather / Track : Cloudy / Dry

Brands Hatch Indy
Circuit Length = 1.2079 miles
Start: 11:58 Flag 12:07 End: 12:09

BMCRC - MRO Championships 2019 - Rnd 1 @ Brands Hatch Indy

MRO Minitwins & BMCRC Rookie Minitwins

RACE 1 - SECTOR ANALYSIS



SECTOR 1 = FL to I1, SECTOR 2 = I1 to FL, DIFF = Difference To Personal Best Lap, P = Crossed Finish Line in Pit Lane, D = Time Disallowed

5 -	32.218	21.302	53.520 (2)	81.25	0.104	12:03:26.936
6 -	32.110	21.306	53.416 (1)	81.41		12:04:20.352
7 -	32.228	21.874	54.102	80.37	0.686	12:05:14.454
8 -	33.640	21.814	55.454	78.41	2.038	12:06:09.908
9 -	32.390	21.500	53.890 (3)	80.69	0.474	12:07:03.798
10 -	32.339	21.585	53.924	80.64	0.508	12:07:57.722

P10 13	Wii GREEN	Suzuki - Faith Fueled Racing	
IDEAL LAP TIME : 54.963	BEST LAP TIME : 55.221	DIFFERENCE : 0.258	

LAP	SECTOR 1	SECTOR 2	LAP TIME	MPH	DIFF	TIME OF DAY
1 -		22.170	1:01.721	70.45	6.500	11:59:41.707
2 -	33.484	22.008	55.492	78.36	0.271	12:00:37.199
3 -	33.404	22.036	55.440	78.43	0.219	12:01:32.639
4 -	33.370	21.851	55.221 (1)	78.74		12:02:27.860
5 -	33.534	21.965	55.499	78.35	0.278	12:03:23.359
6 -	33.417	21.862	55.279 (2)	78.66	0.058	12:04:18.638
7 -	33.233	22.139	55.372 (3)	78.53	0.151	12:05:14.010
8 -	33.909	21.906	55.815	77.91	0.594	12:06:09.825
9 -	33.660	21.838	55.498	78.35	0.277	12:07:05.323
10 -	33.651	21.730	55.381	78.52	0.160	12:08:00.704

P11 69	Danny HUSKINSON	Suzuki - art of racing	
IDEAL LAP TIME : 54.985	BEST LAP TIME : 55.174	DIFFERENCE : 0.189	

LAP	SECTOR 1	SECTOR 2	LAP TIME	MPH	DIFF	TIME OF DAY
1 -		21.960	1:00.532	71.83	5.358	11:59:40.518
2 -	33.166	22.277	55.443 (3)	78.43	0.269	12:00:35.961
3 -	33.355	22.316	55.671	78.11	0.497	12:01:31.632
4 -	33.554	22.187	55.741	78.01	0.567	12:02:27.373
5 -	34.388	22.036	56.424	77.07	1.250	12:03:23.797
6 -	33.300	21.874	55.174 (1)	78.81		12:04:18.971
7 -	33.165	22.249	55.414 (2)	78.47	0.240	12:05:14.385
8 -	34.163	21.881	56.044	77.59	0.870	12:06:10.429
9 -	33.672	21.820	55.492	78.36	0.318	12:07:05.921
10 -	35.570	22.291	57.861	75.15	2.687	12:08:03.782

P12 56	Jamie INGHAM	Suzuki - Oadby motorcycle services	
IDEAL LAP TIME : 54.592	BEST LAP TIME : 54.845	DIFFERENCE : 0.253	

LAP	SECTOR 1	SECTOR 2	LAP TIME	MPH	DIFF	TIME OF DAY
1 -		24.296	1:05.301	66.59	10.456	11:59:45.287
2 -	34.420	22.716	57.136	76.10	2.291	12:00:42.423
3 -	33.619	22.233	55.852	77.85	1.007	12:01:38.275
4 -	33.212	23.288	56.500	76.96	1.655	12:02:34.775
5 -	33.639	22.292	55.931	77.74	1.086	12:03:30.706
6 -	33.429	21.866	55.295 (2)	78.64	0.450	12:04:26.001
7 -	32.847	21.998	54.845 (1)	79.28		12:05:20.846
8 -	33.715	21.745	55.460	78.40	0.615	12:06:16.306
9 -	32.948	22.378	55.326 (3)	78.59	0.481	12:07:11.632
10 -	34.155	21.758	55.913	77.77	1.068	12:08:07.545

P13 232 R	Matt WETHERELL	Suzuki - MSG Racing	
IDEAL LAP TIME : 53.669	BEST LAP TIME : 53.669	DIFFERENCE : 0.000	

LAP	SECTOR 1	SECTOR 2	LAP TIME	MPH	DIFF	TIME OF DAY
1 -		23.170	1:05.516	66.37	11.847	11:59:45.502
2 -	34.189	22.148	56.337	77.18	2.668	12:00:41.839
3 -	33.238	21.839	55.077	78.95	1.408	12:01:36.916
4 -	33.109	21.619	54.728	79.45	1.059	12:02:31.644
5 -	32.622	21.552	54.174 (3)	80.27	0.505	12:03:25.818
6 -	33.070	21.379	54.449	79.86	0.780	12:04:20.267
7 -	32.800	21.591	54.391	79.95	0.722	12:05:14.658
8 -	33.403	21.917	55.320	78.60	1.651	12:06:09.978

Weather / Track : Cloudy / Dry

Brands Hatch Indy
Circuit Length = 1.2079 miles
Start: 11:58 Flag 12:07 End: 12:09

BMCRC - MRO Championships 2019 - Rnd 1 @ Brands Hatch Indy

MRO Minitwins & BMCRC Rookie Minitwins

RACE 1 - SECTOR ANALYSIS



SECTOR 1 = FL to I1, SECTOR 2 = I1 to FL, DIFF = Difference To Personal Best Lap, P = Crossed Finish Line in Pit Lane, D = Time Disallowed

9 -	32.627	21.535	54.162 (2)	80.28	0.493	12:07:04.140
10 -	32.311	21.358	53.669 (1)	81.02		12:07:57.809

P14	96	Dan HARRIS	Suzuki - HP Racing			
IDEAL LAP TIME :		BEST LAP TIME : 54.930	DIFFERENCE :			

LAP	SECTOR 1	SECTOR 2	LAP TIME	MPH	DIFF	TIME OF DAY
1 -			1:04.018	67.92	9.088	11:59:44.004
2 -			56.340	77.18	1.410	12:00:40.344
3 -			55.892	77.80	0.962	12:01:36.236
4 -			57.214	76.00	2.284	12:02:33.450
5 -			56.159	77.43	1.229	12:03:29.609
6 -			55.657 (3)	78.13	0.727	12:04:25.266
7 -			56.393	77.11	1.463	12:05:21.659
8 -			55.446 (2)	78.42	0.516	12:06:17.105
9 -			54.930 (1)	79.16		12:07:12.035
10 -			55.917	77.76	0.987	12:08:07.952

P15	48	Shaun WALLIS	Suzuki - Walling Tyres			
IDEAL LAP TIME :		BEST LAP TIME : 55.448	DIFFERENCE : 0.059			

LAP	SECTOR 1	SECTOR 2	LAP TIME	MPH	DIFF	TIME OF DAY
1 -		23.032	1:05.926	65.96	10.478	11:59:45.912
2 -	34.017	23.070	57.087	76.17	1.639	12:00:42.999
3 -	34.621	22.778	57.399	75.76	1.951	12:01:40.398
4 -	33.357	22.448	55.805	77.92	0.357	12:02:36.203
5 -	33.620	22.458	56.078	77.54	0.630	12:03:32.281
6 -	33.339	22.109	55.448 (1)	78.42		12:04:27.729
7 -	33.280	22.335	55.615 (2)	78.19	0.167	12:05:23.344
8 -	33.920	22.336	56.256	77.30	0.808	12:06:19.600
9 -	33.467	22.182	55.649 (3)	78.14	0.201	12:07:15.249
10 -	33.925	23.057	56.982	76.31	1.534	12:08:12.231

P16	76	Phillip RODGERS	Suzuki - pinbadgelab.co.uk			
IDEAL LAP TIME :		BEST LAP TIME : 55.550	DIFFERENCE : 0.315			

LAP	SECTOR 1	SECTOR 2	LAP TIME	MPH	DIFF	TIME OF DAY
1 -		24.040	1:05.574	66.31	10.024	11:59:45.560
2 -	34.971	22.785	57.756	75.29	2.206	12:00:43.316
3 -	34.075	22.274	56.349	77.17	0.799	12:01:39.665
4 -	33.185	22.562	55.747 (3)	78.00	0.197	12:02:35.412
5 -	35.675	22.692	58.367	74.50	2.817	12:03:33.779
6 -	33.872	22.101	55.973	77.69	0.423	12:04:29.752
7 -	33.500	22.050	55.550 (1)	78.28		12:05:25.302
8 -	33.611	23.492	57.103	76.15	1.553	12:06:22.405
9 -	33.453	22.270	55.723 (2)	78.03	0.173	12:07:18.128
10 -	33.499	22.413	55.912	77.77	0.362	12:08:14.040

P17	54	Adam JAMISON	Suzuki - AJ Racing			
IDEAL LAP TIME :		BEST LAP TIME : 56.081	DIFFERENCE : 0.066			

LAP	SECTOR 1	SECTOR 2	LAP TIME	MPH	DIFF	TIME OF DAY
1 -		24.057	1:05.136	66.76	9.055	11:59:45.122
2 -	33.861	22.351	56.212 (2)	77.36	0.131	12:00:41.334
3 -	33.721	22.661	56.382	77.12	0.301	12:01:37.716
4 -	34.220	22.478	56.698	76.69	0.617	12:02:34.414
5 -	33.787	22.294	56.081 (1)	77.54		12:03:30.495
6 -	33.981	22.341	56.322 (3)	77.20	0.241	12:04:26.817
7 -	33.930	22.536	56.466	77.01	0.385	12:05:23.283
8 -			57.409	75.74	1.328	12:06:20.692
9 -	34.487	22.787	57.274	75.92	1.193	12:07:17.966
10 -	34.528	23.201	57.729	75.32	1.648	12:08:15.695

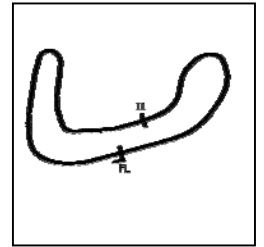
Weather / Track : Cloudy / Dry

Brands Hatch Indy
Circuit Length = 1.2079 miles
Start: 11:58 Flag 12:07 End: 12:09

BMCRC - MRO Championships 2019 - Rnd 1 @ Brands Hatch Indy

MRO Minitwins & BMCRC Rookie Minitwins

RACE 1 - SECTOR ANALYSIS



SECTOR 1 = FL to I1, SECTOR 2 = I1 to FL, DIFF = Difference To Personal Best Lap, P = Crossed Finish Line in Pit Lane, D = Time Disallowed

P18 92		Michael JACKSON		Suzuki -		
IDEAL LAP TIME : 56.256		BEST LAP TIME : 56.256		DIFFERENCE : 0.000		
LAP	SECTOR 1	SECTOR 2	LAP TIME	MPH	DIFF	TIME OF DAY
1 -		23.877	1:05.358	66.53	9.102	11:59:45.344
2 -	34.402	23.188	57.590	75.50	1.334	12:00:42.934
3 -	34.848	22.905	57.753	75.29	1.497	12:01:40.687
4 -	33.760	22.496	56.256 (1)	77.30		12:02:36.943
5 -	33.800	23.442	57.242	75.96	0.986	12:03:34.185
6 -	35.067	22.749	57.816	75.21	1.560	12:04:32.001
7 -	34.361	22.747	57.108	76.14	0.852	12:05:29.109
8 -	34.008	22.997	57.005 (3)	76.28	0.749	12:06:26.114
9 -	34.108	22.785	56.893 (2)	76.43	0.637	12:07:23.007
10 -	34.327	23.078	57.405	75.75	1.149	12:08:20.412

P19 84		Ricardo BRANCO		Suzuki - IMP Racing		
IDEAL LAP TIME : 56.971		BEST LAP TIME : 57.055		DIFFERENCE : 0.084		
LAP	SECTOR 1	SECTOR 2	LAP TIME	MPH	DIFF	TIME OF DAY
1 -		23.126	1:05.743	66.14	8.688	11:59:45.729
2 -	35.068	22.695	57.763	75.28	0.708	12:00:43.492
3 -	34.523	22.615	57.138 (3)	76.10	0.083	12:01:40.630
4 -	34.480	22.596	57.076 (2)	76.18	0.021	12:02:37.706
5 -	34.559	22.846	57.405	75.75	0.350	12:03:35.111
6 -	34.375	22.680	57.055 (1)	76.21		12:04:32.166
7 -	34.961	22.870	57.831	75.19	0.776	12:05:29.997
8 -	34.538	22.733	57.271	75.93	0.216	12:06:27.268
9 -	35.004	23.177	58.181	74.74	1.126	12:07:25.449
10 -	34.930	23.197	58.127	74.81	1.072	12:08:23.576

P20 0		Luke STANLEY		Suzuki - Urban Race Tribe		
IDEAL LAP TIME : 56.579		BEST LAP TIME : 56.723		DIFFERENCE : 0.144		
LAP	SECTOR 1	SECTOR 2	LAP TIME	MPH	DIFF	TIME OF DAY
1 -		23.972	1:06.078	65.80	9.355	11:59:46.064
2 -	35.873	22.554	58.427	74.42	1.704	12:00:44.491
3 -	34.355	22.546	56.901 (2)	76.42	0.178	12:01:41.392
4 -	34.252	22.471	56.723 (1)	76.66		12:02:38.115
5 -	34.863	22.602	57.465	75.67	0.742	12:03:35.580
6 -	34.657	22.416	57.073 (3)	76.19	0.350	12:04:32.653
7 -	34.852	23.038	57.890	75.11	1.167	12:05:30.543
8 -	34.854	22.327	57.181	76.04	0.458	12:06:27.724
9 -	34.865	23.035	57.900	75.10	1.177	12:07:25.624
10 -	35.251	22.947	58.198	74.72	1.475	12:08:23.822

P21 5		Barry MANTELL		Suzuki - Swedish car connection		
IDEAL LAP TIME : 56.495		BEST LAP TIME : 56.740		DIFFERENCE : 0.245		
LAP	SECTOR 1	SECTOR 2	LAP TIME	MPH	DIFF	TIME OF DAY
1 -		23.805	1:04.750	67.15	8.010	11:59:44.736
2 -	34.839	22.741	57.580	75.52	0.840	12:00:42.316
3 -	34.332	22.736	57.068 (2)	76.20	0.328	12:01:39.384
4 -	33.947	22.793	56.740 (1)	76.64		12:02:36.124
5 -	34.560	23.182	57.742	75.31	1.002	12:03:33.866
6 -	35.201	22.548	57.749	75.30	1.009	12:04:31.615
7 -	35.638	23.345	58.983	73.72	2.243	12:05:30.598
8 -	35.231	22.684	57.915	75.08	1.175	12:06:28.513
9 -	35.482	22.998	58.480	74.36	1.740	12:07:26.993
10 -	34.371	23.120	57.491 (3)	75.63	0.751	12:08:24.484

P22 34 R		Daniel THOMAS		Suzuki -		
IDEAL LAP TIME : 57.625		BEST LAP TIME : 57.625		DIFFERENCE : 0.000		
LAP	SECTOR 1	SECTOR 2	LAP TIME	MPH	DIFF	TIME OF DAY

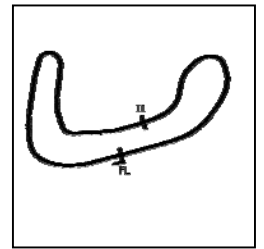
Weather / Track : Cloudy / Dry

Brands Hatch Indy
Circuit Length = 1.2079 miles
Start: 11:58 Flag 12:07 End: 12:09

BMCRC - MRO Championships 2019 - Rnd 1 @ Brands Hatch Indy

MRO Minitwins & BMCRC Rookie Minitwins

RACE 1 - SECTOR ANALYSIS



SECTOR 1 = FL to I1, SECTOR 2 = I1 to FL, DIFF = Difference To Personal Best Lap, P = Crossed Finish Line in Pit Lane, D = Time Disallowed

1 -		23.771	1:07.595	64.33	9.970	11:59:47.581
2 -	35.573	23.818	59.391	73.21	1.766	12:00:46.972
3 -	35.529	23.098	58.627	74.17	1.002	12:01:45.599
4 -	35.366	22.752	58.118 (3)	74.82	0.493	12:02:43.717
5 -	35.291	22.903	58.194	74.72	0.569	12:03:41.911
6 -	35.456	23.027	58.483	74.35	0.858	12:04:40.394
7 -	35.550	22.764	58.314	74.57	0.689	12:05:38.708
8 -	35.109	22.516	57.625 (1)	75.46		12:06:36.333
9 -	35.312	22.676	57.988 (2)	74.99	0.363	12:07:34.321
10 -	35.842	23.180	59.022	73.67	1.397	12:08:33.343

P23 192		Daniel MOFFA		Suzuki - DM Racing			
IDEAL LAP TIME : 56.702		BEST LAP TIME : 57.091		DIFFERENCE : 0.389			
LAP	SECTOR 1	SECTOR 2	LAP TIME	MPH	DIFF	TIME OF DAY	
1 -		24.403	1:10.054	62.07	12.963	11:59:50.040	
2 -	36.756	23.866	1:00.622	71.73	3.531	12:00:50.662	
3 -	36.365	24.401	1:00.766	71.56	3.675	12:01:51.428	
4 -	35.199	23.250	58.449	74.39	1.358	12:02:49.877	
5 -	35.155	23.137	58.292	74.60	1.201	12:03:48.169	
6 -	34.548	22.543	57.091 (1)	76.16		12:04:45.260	
7 -	34.753	22.859	57.612 (3)	75.48	0.521	12:05:42.872	
8 -	34.475	22.732	57.207 (2)	76.01	0.116	12:06:40.079	
9 -	34.159	23.707	57.866	75.14	0.775	12:07:37.945	

P24 44		Tony PARKER		Suzuki - Emerald Elevators			
IDEAL LAP TIME : 59.198		BEST LAP TIME : 59.198		DIFFERENCE : 0.000			
LAP	SECTOR 1	SECTOR 2	LAP TIME	MPH	DIFF	TIME OF DAY	
1 -		24.318	1:09.039	62.98	9.841	11:59:49.025	
2 -	36.869	24.266	1:01.135	71.13	1.937	12:00:50.160	
3 -	36.666	24.508	1:01.174	71.08	1.976	12:01:51.334	
4 -	36.190	23.748	59.938 (3)	72.55	0.740	12:02:51.272	
5 -	36.565	24.054	1:00.619	71.73	1.421	12:03:51.891	
6 -	36.313	23.891	1:00.204	72.23	1.006	12:04:52.095	
7 -	36.464	24.109	1:00.573	71.79	1.375	12:05:52.668	
8 -	35.956	23.408	59.364 (2)	73.25	0.166	12:06:52.032	
9 -	35.817	23.381	59.198 (1)	73.45		12:07:51.230	

P25 159		Benn RIDGWELL		Suzuki -			
IDEAL LAP TIME : 59.029		BEST LAP TIME : 59.293		DIFFERENCE : 0.264			
LAP	SECTOR 1	SECTOR 2	LAP TIME	MPH	DIFF	TIME OF DAY	
1 -		24.494	1:09.514	62.55	10.221	11:59:49.500	
2 -	36.621	24.605	1:01.226	71.02	1.933	12:00:50.726	
3 -	36.273	24.661	1:00.934	71.36	1.641	12:01:51.660	
4 -	37.004	24.016	1:01.020	71.26	1.727	12:02:52.680	
5 -	35.790	24.154	59.944	72.54	0.651	12:03:52.624	
6 -	35.890	23.983	59.873 (3)	72.63	0.580	12:04:52.497	
7 -	36.367	25.172	1:01.539	70.66	2.246	12:05:54.036	
8 -	35.882	23.411	59.293 (1)	73.34		12:06:53.329	
9 -	35.618	23.699	59.317 (2)	73.31	0.024	12:07:52.646	

P26 121 R		Samuel KENT		Suzuki - RAG Racing/ S Kent Construction Ltd			
IDEAL LAP TIME : 58.791		BEST LAP TIME : 58.944		DIFFERENCE : 0.153			
LAP	SECTOR 1	SECTOR 2	LAP TIME	MPH	DIFF	TIME OF DAY	
1 -		25.955	1:13.640	59.05	14.696	11:59:53.626	
2 -	37.384	24.082	1:01.466	70.74	2.522	12:00:55.092	
3 -	36.811	24.028	1:00.839	71.47	1.895	12:01:55.931	
4 -	35.838	23.515	59.353 (3)	73.26	0.409	12:02:55.284	
5 -	35.924	23.792	59.716	72.82	0.772	12:03:55.000	
6 -	37.250	24.014	1:01.264	70.98	2.320	12:04:56.264	
7 -	35.318	23.626	58.944 (1)	73.77		12:05:55.208	

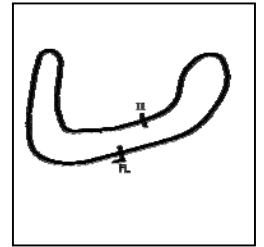
Weather / Track : Cloudy / Dry

Brands Hatch Indy
Circuit Length = 1.2079 miles
Start: 11:58 Flag 12:07 End: 12:09

BMCRC - MRO Championships 2019 - Rnd 1 @ Brands Hatch Indy

MRO Minitwins & BMCRC Rookie Minitwins

RACE 1 - SECTOR ANALYSIS



SECTOR 1 = FL to I1, SECTOR 2 = I1 to FL, DIFF = Difference To Personal Best Lap, P = Crossed Finish Line in Pit Lane, D = Time Disallowed

8 -	36.165	23.954	1:00.119	72.33	1.175	12:06:55.327
9 -	35.639	23.473	59.112 (2)	73.56	0.168	12:07:54.439

P27	51	Andrew DURANT	Suzuki -			
IDEAL LAP TIME : 59.011		BEST LAP TIME : 59.701	DIFFERENCE : 0.690			
LAP	SECTOR 1	SECTOR 2	LAP TIME	MPH	DIFF	TIME OF DAY
1 -		24.573	1:10.541	61.64	10.840	11:59:50.527
2 -	36.570	24.020	1:00.590	71.77	0.889	12:00:51.117
3 -	36.244	24.548	1:00.792	71.53	1.091	12:01:51.909
4 -	36.386	23.315	59.701 (1)	72.83		12:02:51.610
5 -	35.696	24.358	1:00.054 (3)	72.41	0.353	12:03:51.664
6 -	36.123	23.674	59.797 (2)	72.72	0.096	12:04:51.461
7 -	37.222	25.137	1:02.359	69.73	2.658	12:05:53.820
8 -	37.363	24.100	1:01.463	70.75	1.762	12:06:55.283
9 -	37.069	23.843	1:00.912	71.39	1.211	12:07:56.195

P28	40 R	Simon WILKINSON	Suzuki - S P Wilkinson Engineering Ltd			
IDEAL LAP TIME : 57.842		BEST LAP TIME : 57.842	DIFFERENCE : 0.000			
LAP	SECTOR 1	SECTOR 2	LAP TIME	MPH	DIFF	TIME OF DAY
1 -		24.063	1:07.969	63.97	10.127	11:59:47.955
2 -	35.614	23.635	59.249	73.39	1.407	12:00:47.204
3 -	35.595	23.196	58.791	73.96	0.949	12:01:45.995
4 -	35.696	22.890	58.586 (3)	74.22	0.744	12:02:44.581
5 -	35.211	22.911	58.122 (2)	74.81	0.280	12:03:42.703
6 -	34.958	22.884	57.842 (1)	75.18		12:04:40.545
7 -	53.322	26.766	1:20.088	54.29	22.246	12:06:00.633
8 -	37.692	23.941	1:01.633	70.55	3.791	12:07:02.266
9 -	36.777	23.587	1:00.364	72.03	2.522	12:08:02.630

P29	6	Andrew FIRTH	Suzuki - LTRmotorcycles.co.uk			
IDEAL LAP TIME : 59.685		BEST LAP TIME : 59.958	DIFFERENCE : 0.273			
LAP	SECTOR 1	SECTOR 2	LAP TIME	MPH	DIFF	TIME OF DAY
1 -		25.619	1:14.266	58.55	14.308	11:59:54.252
2 -	38.277	25.109	1:03.386	68.60	3.428	12:00:57.638
3 -	37.490	24.155	1:01.645	70.54	1.687	12:01:59.283
4 -	36.160	23.798	59.958 (1)	72.52		12:02:59.241
5 -	36.442	23.525	59.967 (2)	72.51	0.009	12:03:59.208
6 -	37.055	24.475	1:01.530 (3)	70.67	1.572	12:05:00.738
7 -	36.905	24.734	1:01.639	70.54	1.681	12:06:02.377
8 -	36.676	25.167	1:01.843	70.31	1.885	12:07:04.220
9 -	37.851	23.845	1:01.696	70.48	1.738	12:08:05.916

P30	415 R	Alan HENSBY	Suzuki -			
IDEAL LAP TIME : 1:00.599		BEST LAP TIME : 1:00.860	DIFFERENCE : 0.261			
LAP	SECTOR 1	SECTOR 2	LAP TIME	MPH	DIFF	TIME OF DAY
1 -		25.756	1:14.832	58.11	13.972	11:59:54.818
2 -	38.435	25.197	1:03.632	68.33	2.772	12:00:58.450
3 -	38.496	25.141	1:03.637	68.33	2.777	12:02:02.087
4 -	37.414	23.669	1:01.083 (2)	71.19	0.223	12:03:03.170
5 -	37.374	23.910	1:01.284	70.95	0.424	12:04:04.454
6 -	37.268	24.994	1:02.262	69.84	1.402	12:05:06.716
7 -	37.048	24.169	1:01.217	71.03	0.357	12:06:07.933
8 -	37.180	23.978	1:01.158 (3)	71.10	0.298	12:07:09.091
9 -	37.309	23.551	1:00.860 (1)	71.45		12:08:09.951

P31	90	Philip HORNE	Suzuki -			
IDEAL LAP TIME : 1:01.401		BEST LAP TIME : 1:01.836	DIFFERENCE : 0.435			
LAP	SECTOR 1	SECTOR 2	LAP TIME	MPH	DIFF	TIME OF DAY
1 -		26.039	1:14.466	58.39	12.630	11:59:54.452

Weather / Track : Cloudy / Dry

Brands Hatch Indy
Circuit Length = 1.2079 miles
Start: 11:58 Flag 12:07 End: 12:09

BMCRC - MRO Championships 2019 - Rnd 1 @ Brands Hatch Indy

MRO Minitwins & BMCRC Rookie Minitwins

RACE 1 - SECTOR ANALYSIS



SECTOR 1 = FL to I1, SECTOR 2 = I1 to FL, DIFF = Difference To Personal Best Lap, P = Crossed Finish Line in Pit Lane, D = Time Disallowed

2 -	37.776	25.247	1:03.023	69.00	1.187	12:00:57.475
3 -	38.129	24.654	1:02.783	69.26	0.947	12:02:00.258
4 -	37.127	24.950	1:02.077 (2)	70.05	0.241	12:03:02.335
5 -	37.304	24.532	1:01.836 (1)	70.32		12:04:04.171
6 -	37.298	24.959	1:02.257	69.84	0.421	12:05:06.428
7 -	37.099	25.109	1:02.208 (3)	69.90	0.372	12:06:08.636
8 -	37.698	24.513	1:02.211	69.90	0.375	12:07:10.847
9 -	38.144	24.302	1:02.446	69.63	0.610	12:08:13.293

P32 126	Damien LECHAUVE		Suzuki -			
IDEAL LAP TIME : 1:01.369		BEST LAP TIME : 1:01.841	DIFFERENCE : 0.472			
LAP	SECTOR 1	SECTOR 2	LAP TIME	MPH	DIFF	TIME OF DAY
1 -		26.157	1:14.571	58.31	12.730	11:59:54.557
2 -	38.601	25.230	1:03.831	68.12	1.990	12:00:58.388
3 -	38.420	25.090	1:03.510	68.47	1.669	12:02:01.898
4 -	36.994	24.870	1:01.864 (2)	70.29	0.023	12:03:03.762
5 -	37.319	24.522	1:01.841 (1)	70.31		12:04:05.603
6 -	36.847	25.810	1:02.657	69.40	0.816	12:05:08.260
7 -	37.200	25.218	1:02.418	69.66	0.577	12:06:10.678
8 -	36.952	25.120	1:02.072	70.05	0.231	12:07:12.750
9 -	37.211	24.833	1:02.044 (3)	70.08	0.203	12:08:14.794

P33 50	Adam RIDGWELL		Suzuki -			
IDEAL LAP TIME : 1:02.598		BEST LAP TIME : 1:03.073	DIFFERENCE : 0.475			
LAP	SECTOR 1	SECTOR 2	LAP TIME	MPH	DIFF	TIME OF DAY
1 -		25.590	1:13.080	59.50	10.007	11:59:53.066
2 -	39.284	25.467	1:04.751	67.15	1.678	12:00:57.817
3 -	38.926	25.012	1:03.938	68.01	0.865	12:02:01.755
4 -	38.702	24.388	1:03.090 (2)	68.92	0.017	12:03:04.845
5 -	38.210	24.863	1:03.073 (1)	68.94		12:04:07.918
6 -	38.748	24.907	1:03.655 (3)	68.31	0.582	12:05:11.573
7 -	39.387	25.497	1:04.884	67.02	1.811	12:06:16.457
8 -	39.209	25.183	1:04.392	67.53	1.319	12:07:20.849
9 -	38.780	24.983	1:03.763	68.19	0.690	12:08:24.612

P34 43	Robert DAVIE		Suzuki -			
IDEAL LAP TIME : 1:03.652		BEST LAP TIME : 1:03.716	DIFFERENCE : 0.064			
LAP	SECTOR 1	SECTOR 2	LAP TIME	MPH	DIFF	TIME OF DAY
1 -		25.642	1:15.501	57.59	11.785	11:59:55.487
2 -	40.260	25.637	1:05.897	65.99	2.181	12:01:01.384
3 -	38.864	25.009	1:03.873 (2)	68.08	0.157	12:02:05.257
4 -	39.154	24.788	1:03.942 (3)	68.00	0.226	12:03:09.199
5 -	38.899	24.817	1:03.716 (1)	68.24		12:04:12.915
6 -	39.035	25.671	1:04.706	67.20	0.990	12:05:17.621
7 -	40.297	25.163	1:05.460	66.43	1.744	12:06:23.081
8 -	39.538	25.366	1:04.904	67.00	1.188	12:07:27.985
9 -	40.243	26.065	1:06.308	65.58	2.592	12:08:34.293

P35 161 R	Martin TOMKINS		Ducati -			
IDEAL LAP TIME : 1:09.426		BEST LAP TIME : 1:09.426	DIFFERENCE : 0.000			
LAP	SECTOR 1	SECTOR 2	LAP TIME	MPH	DIFF	TIME OF DAY
1 -		29.663	1:24.239	51.62	14.813	12:00:04.225
2 -	42.690	27.864	1:10.554	61.63	1.128	12:01:14.779
3 -	43.146	27.467	1:10.613	61.58	1.187	12:02:25.392
4 -	42.810	27.269	1:10.079 (2)	62.05	0.653	12:03:35.471
5 -	42.362	27.064	1:09.426 (1)	62.63		12:04:44.897
6 -	42.483	27.675	1:10.158 (3)	61.98	0.732	12:05:55.055
7 -	43.321	28.070	1:11.391	60.91	1.965	12:07:06.446
8 -	43.180	27.546	1:10.726	61.48	1.300	12:08:17.172

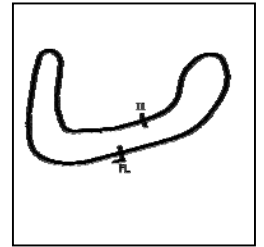
Weather / Track : Cloudy / Dry

Brands Hatch Indy
Circuit Length = 1.2079 miles
Start: 11:58 Flag 12:07 End: 12:09

BMCRC - MRO Championships 2019 - Rnd 1 @ Brands Hatch Indy

MRO Minitwins & BMCRC Rookie Minitwins

RACE 1 - SECTOR ANALYSIS



SECTOR 1 = FL to I1, SECTOR 2 = I1 to FL, DIFF = Difference To Personal Best Lap, P = Crossed Finish Line in Pit Lane, D = Time Disallowed

P36 20 R		Steve MALE		Suzuki -		
IDEAL LAP TIME : 1:15.055		BEST LAP TIME : 1:15.146		DIFFERENCE : 0.091		
LAP	SECTOR 1	SECTOR 2	LAP TIME	MPH	DIFF	TIME OF DAY
1 -		30.629	1:25.982	50.57	10.836	12:00:05.968
2 -	47.268	29.686	1:16.954	56.50	1.808	12:01:22.922
3 -	46.720	28.723	1:15.443 (2)	57.64	0.297	12:02:38.365
4 -	46.443	29.286	1:15.729	57.42	0.583	12:03:54.094
5 -	46.503	29.015	1:15.518 (3)	57.58	0.372	12:05:09.612
6 -	48.417	28.895	1:17.312	56.24	2.166	12:06:26.924
7 -	46.332	28.814	1:15.146 (1)	57.86		12:07:42.070

Weather / Track : Cloudy / Dry

Results can be found at www.tsl-timing.com

Page 9 of 9

Brands Hatch Indy
Circuit Length = 1.2079 miles
Start: 11:58 Flag 12:07 End: 12:09

Printed - 12:19 Saturday, 09 March 2019

BMCRC - MRO Championships 2019 - Rnd 1 @ Brands Hatch Indy

MRO Minitwins & BMCRC Rookie Minitwins

RACE 1 - BEST SECTORS

SECTOR 1				SECTOR 2				IDEAL / BEST COMPARISON				
POS	NO	NAME	TIME	NO	NAME	TIME	POS	NO	NAME	IDEAL	BEST	DIFF
									PERFECT LAP	51.655		
1	26	DAVIES	30.972	78	POVAH	20.683	1	26	DAVIES	51.896	52.306	0.410
2	74	SINGLETON	31.241	142	KENT	20.857	2	74	SINGLETON	52.175	52.459	0.284
3	78	POVAH	31.524	26	DAVIES	20.924	3	78	POVAH	52.207	52.362	0.155
4	184	TWYFORD	31.536	74	SINGLETON	20.934	4	142	KENT	52.754	52.773	0.019
5	9	TAYLOR	31.812	9	TAYLOR	20.951	5	9	TAYLOR	52.763	53.080	0.317
6	142	KENT	31.897	184	TWYFORD	21.244	6	184	TWYFORD	52.780	52.780	0.000
7	17	DOWNES	32.110	17	DOWNES	21.302	7	17	DOWNES	53.412	53.416	0.004
8	86	WITHERINGTON	32.288	232	WETHERELL	21.358	8	232	WETHERELL	53.669	53.669	0.000
9	232	WETHERELL	32.311	86	WITHERINGTON	21.521	9	86	WITHERINGTON	53.809	54.021	0.212
10	19	LILLEY	32.710	19	LILLEY	21.528	10	19	LILLEY	54.238	54.495	0.257
11	56	INGHAM	32.847	13	GREEN	21.730	11	56	INGHAM	54.592	54.845	0.253
12	69	HUSKINSON	33.165	56	INGHAM	21.745	12	13	GREEN	54.963	55.221	0.258
13	76	RODGERS	33.185	69	HUSKINSON	21.820	13	69	HUSKINSON	54.985	55.174	0.189
14	13	GREEN	33.233	76	RODGERS	22.050	14	76	RODGERS	55.235	55.550	0.315
15	48	WALLIS	33.280	48	WALLIS	22.109	15	48	WALLIS	55.389	55.448	0.059
16	54	JAMISON	33.721	54	JAMISON	22.294	16	54	JAMISON	56.015	56.081	0.066
17	92	JACKSON	33.760	0	STANLEY	22.327	17	92	JACKSON	56.256	56.256	0.000
18	5	MANTELL	33.947	92	JACKSON	22.496	18	5	MANTELL	56.495	56.740	0.245
19	192	MOFFA	34.159	34	THOMAS	22.516	19	0	STANLEY	56.579	56.723	0.144
20	0	STANLEY	34.252	192	MOFFA	22.543	20	192	MOFFA	56.702	57.091	0.389
21	84	BRANCO	34.375	5	MANTELL	22.548	21	84	BRANCO	56.971	57.055	0.084
22	40	WILKINSON	34.958	84	BRANCO	22.596	22	34	THOMAS	57.625	57.625	0.000
23	34	THOMAS	35.109	40	WILKINSON	22.884	23	40	WILKINSON	57.842	57.842	0.000
24	121	KENT	35.318	51	DURANT	23.315	24	121	KENT	58.791	58.944	0.153
25	159	RIDGWELL	35.618	44	PARKER	23.381	25	51	DURANT	59.011	59.701	0.690
26	51	DURANT	35.696	159	RIDGWELL	23.411	26	159	RIDGWELL	59.029	59.293	0.264
27	44	PARKER	35.817	121	KENT	23.473	27	44	PARKER	59.198	59.198	0.000
28	6	FIRTH	36.160	6	FIRTH	23.525	28	6	FIRTH	59.685	59.958	0.273
29	126	LECHAUVE	36.847	415	HENSBY	23.551	29	415	HENSBY	1:00.599	1:00.860	0.261
30	415	HENSBY	37.048	90	HORNE	24.302	30	126	LECHAUVE	1:01.369	1:01.841	0.472
31	90	HORNE	37.099	50	RIDGWELL	24.388	31	90	HORNE	1:01.401	1:01.836	0.435
32	50	RIDGWELL	38.210	126	LECHAUVE	24.522	32	50	RIDGWELL	1:02.598	1:03.073	0.475
33	43	DAVIE	38.864	43	DAVIE	24.788	33	43	DAVIE	1:03.652	1:03.716	0.064
34	161	TOMKINS	42.362	161	TOMKINS	27.064	34	161	TOMKINS	1:09.426	1:09.426	0.000
35	20	MALE	46.332	20	MALE	28.723	35	20	MALE	1:15.055	1:15.146	0.091
36							36	96	HARRIS		54.930	
37												
38												
39												

Weather / Track : Cloudy / Dry

Results can be found at www.tsl-timing.com

Brands Hatch Indy
Circuit Length = 1.2079 miles
Start: 11:58 Flag 12:07 End: 12:09

Printed - 12:19 Saturday, 09 March 2019

BMCRC - MRO Championships 2019 - Rnd 1 @ Brands Hatch Indy



MRO Minitwins & BMCRC Rookie Minitwins

RACE 12 - GRID (10 Laps)

ROW 13	39	70	Vanessa GILLAM	38	137	Charlie CRAWT	37	156	Michael STONE
ROW 12	36	20	Steve MALE	35	161	Martin TOMKINS	34	43	Robert DAVIE
ROW 11	33	50	Adam RIDGWELL	32	126	Damien LECHAUVE	31	90	Philip HORNE
ROW 10	30	415	Alan HENSBY	29	6	Andrew FIRTH	28	51	Andrew DURANT
ROW 9	27	159	Benn RIDGWELL	26	44	Tony PARKER	25	121	Samuel KENT
ROW 8	24	40	Simon WILKINSON	23	34	Daniel THOMAS	22	192	Daniel MOFFA
ROW 7	21	84	Ricardo BRANCO	20	5	Barry MANTELL	19	0	Luke STANLEY
ROW 6	18	92	Michael JACKSON	17	54	Adam JAMISON	16	76	Phillip RODGERS
ROW 5	15	48	Shaun WALLIS	14	13	Wil GREEN	13	69	Danny HUSKINSON
ROW 4	12	96	Dan HARRIS	11	56	Jamie INGHAM	10	19	Kevin LILLEY
ROW 3	9	86	Paul WITHERINGTON	8	232	Matt WETHERELL	7	17	Tommy DOWNES
ROW 2	6	9	Mark TAYLOR	5	184	David TWYFORD	4	142	Chris KENT
ROW 1	3	74	Daniel SINGLETON	2	78	Keith POVAH	1	26	Glynn DAVIES

Pole

Brands Hatch Indy
Circuit Length = 1.2079 miles

These results are provisional until the conclusion of any judicial and technical matters.

Clerk Of Course :	Timekeeper :
-------------------	--------------

Results can be found at www.tsl-timing.com

Printed - 12:22 Saturday, 09 March 2019



BMCRC - MRO Championships 2019 - Rnd 1 @ Brands Hatch Indy



MRO Minitwins & BMCRC Rookie Minitwins

RACE 12 - CLASSIFICATION

POS	NO	CL	PIC NAME	ENTRY	LAPS	TIME	GAP	DIFF	MPH	BEST	ON
1	26		1 Glynn DAVIES	Suzuki -	10	8:50.784			81.92	52.050	9
2	78		2 Keith POVAH	Suzuki - 78Plate.com ScreenPrinting/SubvertBoards	10	8:58.049	7.265	7.265	80.82	52.541	4
3	184		3 David TWYFORD	Suzuki -	10	8:59.326	8.542	1.277	80.63	52.182	5
4	9		4 Mark TAYLOR	Suzuki - Longhove Contracts	10	8:59.417	8.633	0.091	80.61	52.783	5
5	232	R	1 Matt WETHERELL	Suzuki - MSG Racing	10	9:08.669	17.885	9.252	79.25	53.548	3
6	86		5 Paul WITHERINGTON	Suzuki - P&R plumbing	10	9:09.119	18.335	0.450	79.19	53.424	3
7	19		6 Kevin LILLEY	Suzuki - Vanson Leathers	10	9:15.880	25.096	6.761	78.22	53.896	3
8	13		7 Wil GREEN	Suzuki - Faith Fueled Racing	10	9:18.601	27.817	2.721	77.84	54.517	7
9	96		8 Dan HARRIS	Suzuki - HP Racing	10	9:19.149	28.365	0.548	77.77	54.479	6
10	54		9 Adam JAMISON	Suzuki - AJ Racing	10	9:19.242	28.458	0.093	77.75	54.727	7
11	69		10 Danny HUSKINSON	Suzuki - art of racing	10	9:19.843	29.059	0.601	77.67	54.241	2
12	17	R	2 Tommy DOWNES	Suzuki - Ray Gnarley/ MoreMoto	10	9:20.217	29.433	0.374	77.62	54.592	3
13	48		11 Shaun WALLIS	Suzuki - Watling Tyres	10	9:21.103	30.319	0.886	77.50	54.937	7
14	56		12 Jamie INGHAM	Suzuki - Oadby motorcycle services	10	9:27.109	36.325	6.006	76.68	55.141	9
15	76		13 Phillip RODGERS	Suzuki - pinbadgelab.co.uk	10	9:30.080	39.296	2.971	76.28	55.167	3
16	84		14 Ricardo BRANCO	Suzuki - IMP Racing	10	9:30.594	39.810	0.514	76.21	55.717	3
17	92		15 Michael JACKSON	Suzuki -	10	9:30.975	40.191	0.381	76.16	55.762	6
18	142		16 Chris KENT	Suzuki - More moto	10	9:32.394	41.610	1.419	75.97	53.069	3
19	137		17 Charlie CRAWT	Suzuki - Pass Bike Motorcycle Training Ltd & Sublin	10	9:38.777	47.993	6.383	75.13	55.475	8
20	34	R	3 Daniel THOMAS	Suzuki -	10	9:39.041	48.257	0.264	75.10	55.063	8
21	156		18 Michael STONE	Suzuki -	10	9:41.604	50.820	2.563	74.76	55.800	8
22	192		19 Daniel MOFFA	Suzuki - DM Racing	10	9:42.290	51.506	0.686	74.68	55.884	6
23	0		20 Luke STANLEY	Suzuki - Urban Race Tribe	10	9:42.353	51.569	0.063	74.67	57.078	8
24	40	R	4 Simon WILKINSON	Suzuki - S P Wilkinson Engineering Ltd	9	9:15.342	1 Lap	1 Lap	70.47	59.814	7
25	44		21 Tony PARKER	Suzuki - Emerald Elevators	9	9:15.950	1 Lap	0.608	70.39	59.251	8
26	159		22 Benn RIDGWELL	Suzuki -	9	9:17.264	1 Lap	1.314	70.23	1:00.001	6
27	51		23 Andrew DURANT	Suzuki -	9	9:17.351	1 Lap	0.087	70.22	59.310	9
28	6		24 Andrew FIRTH	Suzuki - LTRmotorcycles.co.uk	9	9:18.895	1 Lap	1.544	70.02	59.983	8
29	90		25 Philip HORNE	Suzuki -	9	9:22.094	1 Lap	3.199	69.62	1:00.738	4
30	415	R	5 Alan HENSBY	Suzuki -	9	9:22.825	1 Lap	0.731	69.53	1:01.062	5
31	43		26 Robert DAVIE	Suzuki -	9	9:24.849	1 Lap	2.024	69.28	1:01.228	4
32	126		27 Damien LECHAUVE	Suzuki -	9	9:31.137	1 Lap	6.288	68.52	1:01.212	4
33	50		28 Adam RIDGWELL	Suzuki -	9	9:42.192	1 Lap	11.055	67.22	1:02.625	4
34	70	R	6 Vanessa GILLAM	Suzuki - No More Straps	8	9:42.873	2 Laps	1 Lap	59.68	1:09.848	2
35	20	R	7 Steve MALE	Suzuki -	7	8:56.451	3 Laps	1 Lap	56.74	1:12.743	6

NOT CLASSIFIED

DNF	121	R	Samuel KENT	Suzuki - RAG Racing/ S Kent Construction Ltd	8	8:06.554	2 Laps	0.000	71.50	58.454	7
DNF	161	R	Martin TOMKINS	Ducati -	7	8:46.261	3 Laps	1 Lap	57.84	1:11.488	7
DNF	74		Daniel SINGLETON	Suzuki - Bambino Developments Racing	6	5:21.877	4 Laps	1 Lap	81.06	52.514	3

FASTEST LAP

26			Glynn DAVIES	Suzuki -	9	52.050		83.54 mph		134.45 kph	
232	R		Matt WETHERELL	Suzuki - MSG Racing	3	53.548		81.20 mph		130.69 kph	

Class - 92.5% of Race Speed = 75.77 mph
Class R - 92.5% of Race Speed = 73.30 mph

Brands Hatch Indy
Circuit Length = 1.2079 miles
Start: 15:24 Flag 15:33 End: 15:34

Weather / Track : Cloudy / Dry

These results are provisional until the conclusion of any judicial and technical matters.

Clerk Of Course :	Timekeeper :
-------------------	--------------

Results can be found at www.tsl-timing.com

Printed - 15:47 Saturday, 09 March 2019



BMCRC - MRO Championships 2019 - Rnd 1 @ Brands Hatch Indy

MRO Minitwins & BMCRC Rookie Minitwins

RACE 12 - LAP CHART

LAP 1 @ 15:25:19.728

NO	BEHIND	LAP TIME
26		57.622
74	0.422	58.044
78	0.445	58.067
184	0.737	58.359
9	1.071	58.693
142	1.976	59.598
86	2.182	59.804
69	2.446	1:00.068
232	2.847	1:00.469
13	3.722	1:01.344
19	4.418	1:02.040
96	4.528	1:02.150
48	4.590	1:02.212
54	4.882	1:02.504
84	5.280	1:02.902
17	5.538	1:03.160
56	6.084	1:03.706
76	6.612	1:04.234
92	7.035	1:04.657
0	7.582	1:05.204
192	8.630	1:06.252
34	8.760	1:06.382
156	9.283	1:06.905
137	10.270	1:07.892
90	11.833	1:09.455
44	12.178	1:09.800
121	12.327	1:09.949
159	12.792	1:10.414
40	13.034	1:10.656
6	13.233	1:10.855
51	13.627	1:11.249
415	13.895	1:11.517
43	14.717	1:12.339
126	15.053	1:12.675
50	16.695	1:14.317
70	26.389	1:24.011
20	29.549	1:27.171
161	30.026	1:27.648

LAP 2 @ 15:26:12.361

NO	BEHIND	LAP TIME
26		52.633
74	0.768	52.979
78	0.847	53.035
184	1.307	53.203
9	1.467	53.029
142	2.899	53.556
86	3.462	53.913
69	4.054	54.241
232	4.223	54.009
13	6.317	55.228
19	6.374	54.589
48	7.334	55.377
96	7.391	55.496
54	7.599	55.350
17	8.360	55.455
84	8.405	55.758
56	8.771	55.320
76	9.246	55.267
92	10.983	56.581
0	12.650	57.701
192	13.635	57.638

LAP 4 @ 15:27:56.831

NO	BEHIND	LAP TIME
26		52.357
74	1.767	52.955
78	1.997	52.541
184	2.824	53.098
9	4.429	54.492
142	5.164	53.666

34	13.729	57.602
156	14.317	57.667
137	14.507	56.870
121	20.842	1:01.148
90	21.073	1:01.873
44	21.280	1:01.735
40	21.426	1:01.025
159	21.994	1:01.835
51	22.267	1:01.273
6	22.607	1:02.007
415	23.337	1:02.075
43	23.820	1:01.736
126	26.417	1:03.997
50	27.821	1:03.759
70	43.604	1:09.848
161	51.891	1:14.498

LAP 3 @ 15:27:04.474

NO	BEHIND	LAP TIME
26		52.113
74	1.169	52.514
78	1.813	53.079
184	2.083	52.889
9	2.294	52.940
20	1 Lap	1:18.289
142	3.855	53.069
86	4.773	53.424
232	5.658	53.548
69	6.344	54.403
19	8.157	53.896
13	8.857	54.653
96	10.167	54.889
48	10.289	55.068
54	10.358	54.872
17	10.839	54.592
84	12.009	55.717
76	12.300	55.167
56	12.409	55.751
92	14.761	55.891
0	17.734	57.197
192	18.111	56.589
34	18.371	56.755
137	19.256	56.862
156	19.660	57.456
121	28.294	59.565
44	30.153	1:00.986
40	30.350	1:01.037
51	30.706	1:00.552
159	31.191	1:01.310
6	31.914	1:01.420
415	32.494	1:01.270
90	32.662	1:03.702
43	33.216	1:01.509
126	36.980	1:02.676
50	39.152	1:03.444

86	6.201	53.785
232	7.907	54.606
69	9.517	55.530
70	1 Lap	1:10.442
19	10.611	54.811
13	11.875	55.375
96	13.200	55.390
54	13.283	55.282
48	13.363	55.431
17	13.676	55.194
84	16.250	56.598
76	17.145	57.202
56	17.960	57.908
92	18.234	55.830
161	1 Lap	1:13.206
192	23.290	57.536
0	23.441	58.064
34	23.585	57.571
137	24.230	57.331
156	25.007	57.704
20	1 Lap	1:15.264
121	35.808	59.871
44	38.883	1:01.087
40	39.068	1:01.075
51	39.420	1:01.071
159	39.598	1:00.764
6	40.035	1:00.478
90	41.043	1:00.738
415	41.576	1:01.439
43	42.087	1:01.228
126	45.835	1:01.212
50	49.420	1:02.625

LAP 5 @ 15:28:49.023

NO	BEHIND	LAP TIME
26		52.192
74	2.307	52.732
78	2.375	52.570
184	2.814	52.182
9	5.020	52.783
86	7.713	53.704
232	9.313	53.598
69	12.585	55.260
19	12.623	54.204
13	15.234	55.551
96	15.956	54.948
54	16.208	55.117
48	16.264	55.093
17	16.595	55.111
84	20.824	56.766
76	21.128	56.175
56	21.599	55.831
92	22.343	56.301
142	28.138	1:15.166
192	28.218	57.120
70	1 Lap	1:11.362
0	28.937	57.688
34	29.074	57.681
137	29.299	57.261
156	29.946	57.131
161	1 Lap	1:12.386
121	43.163	59.547
40	46.841	59.965
44	47.882	1:01.191
159	48.130	1:00.724

20	1 Lap	1:14.490
51	48.383	1:01.155
6	48.731	1:00.888
90	49.940	1:01.089
415	50.446	1:01.062
43	51.151	1:01.256

LAP 6 @ 15:29:41.455

NO	BEHIND	LAP TIME
26		52.432
74	2.528	52.653
78	2.909	52.966
184	3.268	52.886
126	1 Lap	1:02.220
9	5.605	53.017
50	1 Lap	1:03.120
86	8.936	53.655
232	10.625	53.744
19	14.420	54.229
69	15.320	55.167
13	17.655	54.853
96	18.003	54.479
54	18.708	54.932
17	18.908	54.745
48	19.068	55.236
84	24.867	56.475
76	25.142	56.446
56	25.311	56.144
92	25.673	55.762
192	31.670	55.884
142	31.763	56.057
34	32.416	55.774
137	32.961	56.094
0	34.154	57.649
156	34.500	56.986
70	1 Lap	1:11.240
121	50.235	59.504

LAP 7 @ 15:30:35.195

NO	BEHIND	LAP TIME
26		53.740
40	1 Lap	1:00.456
159	1 Lap	1:00.001
78	3.509	54.340
44	1 Lap	1:01.942
51	1 Lap	1:02.305
184	4.876	55.348
6	1 Lap	1:02.596
90	1 Lap	1:01.822
9	5.688	53.823
415	1 Lap	1:01.721
43	1 Lap	1:02.274
161	2 Laps	1:14.335
86	11.376	56.180
232	11.613	54.728
126	1 Lap	1:02.784
19	16.067	55.387
20	2 Laps	1:14.353
69	17.798	56.218
50	1 Lap	1:03.650
13	18.432	54.517
96	19.123	54.860
54	19.695	54.727
17	20.052	54.884

48	20.265	54.937
76	27.151	55.749
56	27.226	55.655
84	27.859	56.732
92	28.410	56.477
142	33.087	55.064
192	34.396	56.466
34	34.444	55.768
137	35.860	56.639
0	37.650	57.236
156	38.073	57.313

LAP 8 @ 15:31:27.697

NO	BEHIND	LAP TIME
26		52.502
121	1 Lap	58.454
78	4.775	53.768
184	7.138	54.764
9	7.893	54.707
40	1 Lap	59.814
159	1 Lap	1:00.757
44	1 Lap	1:00.551
51	1 Lap	1:00.309
70	2 Laps	1:11.365
6	1 Lap	1:00.174
232	13.872	54.761
90	1 Lap	1:01.318
86	14.656	55.782
415	1 Lap	1:01.247
43	1 Lap	1:01.354
19	18.330	54.765
13	21.179	55.249
69	21.576	56.280
126	1 Lap	1:01.787
96	22.092	55.471
54	22.569	55.376
17	23.130	55.580
48	23.371	55.608
50	1 Lap	1:03.772
161	2 Laps	1:12.700
56	30.069	55.345
76	30.988	56.339
84	32.051	56.694
92	32.611	56.703
142	34.643	54.058
20	2 Laps	1:12.743
34	37.005	55.063
192	38.422	56.528
137	38.833	55.475
156	41.371	55.800
0	42.226	57.078

LAP 9 @ 15:32:19.747

NO	BEHIND	LAP TIME
26		52.050
78	6.546	53.821
184	8.575	53.487
9	8.653	52.810
121	1 Lap	58.516
232	16.802	54.980
40	1 Lap	1:01.154
86	17.588	54.982
159	1 Lap	1:00.675
44	1 Lap	59.251

Brands Hatch Indy
Circuit Length = 1.2079 miles
Start: 15:24 Flag 15:33 End: 15:34

BMCRC - MRO Championships 2019 - Rnd 1 @ Brands Hatch Indy

MRO Minitwins & BMCRC Rookie Minitwins

RACE 12 - LAP CHART

51	1 Lap	1:00.127
6	1 Lap	59.983
19	23.034	56.754
90	1 Lap	1:01.151
415	1 Lap	1:01.310
13	24.579	55.450
96	25.250	55.208
43	1 Lap	1:01.355
54	25.562	55.043
69	25.593	56.067
17	25.845	54.765
48	26.264	54.943
126	1 Lap	1:01.460
70	2 Laps	1:11.485
56	33.160	55.141
76	35.248	56.310
92	36.730	56.169
84	36.791	56.790
142	36.820	54.227
50	1 Lap	1:03.321
34	40.728	55.773
137	44.414	57.631
192	46.121	59.749
156	46.562	57.241
0	47.445	57.269
161	2 Laps	1:11.488

LAP 10 @ 15:33:12.890

NO	BEHIND	LAP TIME
26		53.143
20	3 Laps	1:14.141
78	7.265	53.862
184	8.542	53.110
9	8.633	53.123
232	17.885	54.226
86	18.335	53.890
40	1 Lap	1:00.160
19	25.096	55.205
44	1 Lap	59.407
159	1 Lap	1:00.784
51	1 Lap	59.310
13	27.817	56.381
6	1 Lap	1:00.494
96	28.365	56.258
54	28.458	56.039
69	29.059	56.609
17	29.433	56.731
48	30.319	57.198
90	1 Lap	1:00.946
415	1 Lap	1:01.184
43	1 Lap	1:01.798
56	36.325	56.308
76	39.296	57.191
84	39.810	56.162
92	40.191	56.604
126	1 Lap	1:02.326
142	41.610	57.933
137	47.993	56.722
34	48.257	1:00.672
156	50.820	57.401
50	1 Lap	1:04.184
192	51.506	58.528
0	51.569	57.267
70	2 Laps	1:13.120

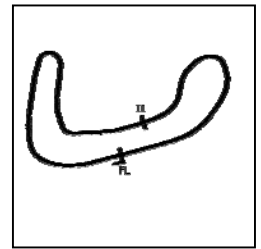
Weather / Track : Cloudy / Dry

Brands Hatch Indy
Circuit Length = 1.2079 miles
Start: 15:24 Flag 15:33 End: 15:34

BMCRC - MRO Championships 2019 - Rnd 1 @ Brands Hatch Indy

MRO Minitwins & BMCRC Rookie Minitwins

RACE 12 - SECTOR ANALYSIS



SECTOR 1 = FL to I1, SECTOR 2 = I1 to FL, DIFF = Difference To Personal Best Lap, P = Crossed Finish Line in Pit Lane, D = Time Disallowed

P1 26		Glynn DAVIES		Suzuki -		
IDEAL LAP TIME : 51.928		BEST LAP TIME : 52.050		DIFFERENCE : 0.122		
LAP	SECTOR 1	SECTOR 2	LAP TIME	MPH	DIFF	TIME OF DAY
1 -		21.365	57.622	75.46	5.572	15:25:19.728
2 -	31.300	21.333	52.633	82.62	0.583	15:26:12.361
3 -	31.050	21.063	52.113 (2)	83.44	0.063	15:27:04.474
4 -	31.171	21.186	52.357	83.05	0.307	15:27:56.831
5 -	31.073	21.119	52.192 (3)	83.31	0.142	15:28:49.023
6 -	31.269	21.163	52.432	82.93	0.382	15:29:41.455
7 -	32.118	21.622	53.740	80.91	1.690	15:30:35.195
8 -	31.344	21.158	52.502	82.82	0.452	15:31:27.697
9 -	30.865	21.185	52.050 (1)	83.54		15:32:19.747
10 -	31.380	21.763	53.143	81.82	1.093	15:33:12.890

P2 78		Keith POVAH		Suzuki - 78Plate.com ScreenPrinting/SubvertBoardstore.com		
IDEAL LAP TIME : 52.251		BEST LAP TIME : 52.541		DIFFERENCE : 0.290		
LAP	SECTOR 1	SECTOR 2	LAP TIME	MPH	DIFF	TIME OF DAY
1 -		21.132	58.067	74.88	5.526	15:25:20.173
2 -	32.109	20.926	53.035	81.99	0.494	15:26:13.208
3 -	32.028	21.051	53.079	81.92	0.538	15:27:06.287
4 -	31.619	20.922	52.541 (1)	82.76		15:27:58.828
5 -	31.497	21.073	52.570 (2)	82.72	0.029	15:28:51.398
6 -	32.212	20.754	52.966 (3)	82.10	0.425	15:29:44.364
7 -	32.447	21.893	54.340	80.02	1.799	15:30:38.704
8 -	32.391	21.377	53.768	80.87	1.227	15:31:32.472
9 -	32.350	21.471	53.821	80.79	1.280	15:32:26.293
10 -	32.300	21.562	53.862	80.73	1.321	15:33:20.155

P3 184		David TWYFORD		Suzuki -		
IDEAL LAP TIME : 52.182		BEST LAP TIME : 52.182		DIFFERENCE : 0.000		
LAP	SECTOR 1	SECTOR 2	LAP TIME	MPH	DIFF	TIME OF DAY
1 -		21.245	58.359	74.51	6.177	15:25:20.465
2 -	32.024	21.179	53.203	81.73	1.021	15:26:13.668
3 -	31.651	21.238	52.889 (3)	82.22	0.707	15:27:06.557
4 -	31.879	21.219	53.098	81.89	0.916	15:27:59.655
5 -	31.209	20.973	52.182 (1)	83.33		15:28:51.837
6 -	31.868	21.018	52.886 (2)	82.22	0.704	15:29:44.723
7 -	32.242	23.106	55.348	78.56	3.166	15:30:40.071
8 -			54.764	79.40	2.582	15:31:34.835
9 -	31.688	21.799	53.487	81.30	1.305	15:32:28.322
10 -	31.825	21.285	53.110	81.87	0.928	15:33:21.432

P4 9		Mark TAYLOR		Suzuki - Longhove Contracts		
IDEAL LAP TIME : 52.431		BEST LAP TIME : 52.783		DIFFERENCE : 0.352		
LAP	SECTOR 1	SECTOR 2	LAP TIME	MPH	DIFF	TIME OF DAY
1 -		21.182	58.693	74.09	5.910	15:25:20.799
2 -	32.067	20.962	53.029	82.00	0.246	15:26:13.828
3 -	31.775	21.165	52.940 (3)	82.14	0.157	15:27:06.768
4 -	32.822	21.670	54.492	79.80	1.709	15:28:01.260
5 -	31.692	21.091	52.783 (1)	82.38		15:28:54.043
6 -	31.558	21.459	53.017	82.02	0.234	15:29:47.060
7 -	32.290	21.533	53.823	80.79	1.040	15:30:40.883
8 -	32.247	22.460	54.707	79.48	1.924	15:31:35.590
9 -	31.469	21.341	52.810 (2)	82.34	0.027	15:32:28.400
10 -	31.904	21.219	53.123	81.85	0.340	15:33:21.523

P5 232 R		Matt WETHERELL		Suzuki - MSG Racing		
IDEAL LAP TIME : 53.239		BEST LAP TIME : 53.548		DIFFERENCE : 0.309		
LAP	SECTOR 1	SECTOR 2	LAP TIME	MPH	DIFF	TIME OF DAY

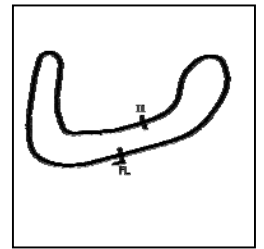
Weather / Track : Cloudy / Dry

Brands Hatch Indy
Circuit Length = 1.2079 miles
Start: 15:24 Flag 15:33 End: 15:34

BMCRC - MRO Championships 2019 - Rnd 1 @ Brands Hatch Indy

MRO Minitwins & BMCRC Rookie Minitwins

RACE 12 - SECTOR ANALYSIS



SECTOR 1 = FL to I1, SECTOR 2 = I1 to FL, DIFF = Difference To Personal Best Lap, P = Crossed Finish Line in Pit Lane, D = Time Disallowed

Lap	Time	Diff	MPH	Time of Day
1 -	21.650		1:00.469 71.91	6.921 15:25:22.575
2 -	32.486 21.523		54.009 80.51	0.461 15:26:16.584
3 -	32.206 21.342		53.548 (1) 81.20	15:27:10.132
4 -	33.179 21.427		54.606 79.63	1.058 15:28:04.738
5 -	32.240 21.358		53.598 (2) 81.13	0.050 15:28:58.336
6 -	32.155 21.589		53.744 (3) 80.91	0.196 15:29:52.080
7 -	31.897 22.831		54.728 79.45	1.180 15:30:46.808
8 -	32.889 21.872		54.761 79.41	1.213 15:31:41.569
9 -	32.702 22.278		54.980 79.09	1.432 15:32:36.549
10 -	32.613 21.613		54.226 80.19	0.678 15:33:30.775

P6 86 Paul WITHERINGTON			Suzuki - P&R plumbing			
IDEAL LAP TIME : 53.245		BEST LAP TIME : 53.424	DIFFERENCE : 0.179			
LAP	SECTOR 1	SECTOR 2	LAP TIME	MPH	DIFF	TIME OF DAY
1 -		21.578	59.804	72.71	6.380	15:25:21.910
2 -	32.579	21.334	53.913	80.65	0.489	15:26:15.823
3 -	32.118	21.306	53.424 (1)	81.39		15:27:09.247
4 -	32.264	21.521	53.785	80.85	0.361	15:28:03.032
5 -	32.105	21.599	53.704 (3)	80.97	0.280	15:28:56.736
6 -	31.939	21.716	53.655 (2)	81.04	0.231	15:29:50.391
7 -	33.048	23.132	56.180	77.40	2.756	15:30:46.571
8 -	33.552	22.230	55.782	77.95	2.358	15:31:42.353
9 -	32.879	22.103	54.982	79.09	1.558	15:32:37.335
10 -	32.409	21.481	53.890	80.69	0.466	15:33:31.225

P7 19 Kevin LILLEY			Suzuki - Vanson Leathers			
IDEAL LAP TIME : 53.887		BEST LAP TIME : 53.896	DIFFERENCE : 0.009			
LAP	SECTOR 1	SECTOR 2	LAP TIME	MPH	DIFF	TIME OF DAY
1 -		22.288	1:02.040	70.09	8.144	15:25:24.146
2 -	32.767	21.822	54.589	79.66	0.693	15:26:18.735
3 -	32.405	21.491	53.896 (1)	80.68		15:27:12.631
4 -	33.144	21.667	54.811	79.33	0.915	15:28:07.442
5 -	32.700	21.504	54.204 (2)	80.22	0.308	15:29:01.646
6 -	32.576	21.653	54.229 (3)	80.18	0.333	15:29:55.875
7 -	32.396	22.991	55.387	78.51	1.491	15:30:51.262
8 -	33.045	21.720	54.765	79.40	0.869	15:31:46.027
9 -	33.757	22.997	56.754	76.62	2.858	15:32:42.781
10 -	33.049	22.156	55.205	78.77	1.309	15:33:37.986

P8 13 Wil GREEN			Suzuki - Faith Fueled Racing			
IDEAL LAP TIME : 54.467		BEST LAP TIME : 54.517	DIFFERENCE : 0.050			
LAP	SECTOR 1	SECTOR 2	LAP TIME	MPH	DIFF	TIME OF DAY
1 -		21.877	1:01.344	70.88	6.827	15:25:23.450
2 -	33.356	21.872	55.228	78.73	0.711	15:26:18.678
3 -	32.948	21.705	54.653 (2)	79.56	0.136	15:27:13.331
4 -	33.566	21.809	55.375	78.53	0.858	15:28:08.706
5 -	33.666	21.885	55.551	78.28	1.034	15:29:04.257
6 -	32.986	21.867	54.853 (3)	79.27	0.336	15:29:59.110
7 -	32.762	21.755	54.517 (1)	79.76		15:30:53.627
8 -	33.455	21.794	55.249	78.70	0.732	15:31:48.876
9 -	33.450	22.000	55.450	78.42	0.933	15:32:44.326
10 -	34.647	21.734	56.381	77.12	1.864	15:33:40.707

P9 96 Dan HARRIS			Suzuki - HP Racing			
IDEAL LAP TIME : 54.354		BEST LAP TIME : 54.479	DIFFERENCE : 0.125			
LAP	SECTOR 1	SECTOR 2	LAP TIME	MPH	DIFF	TIME OF DAY
1 -		22.514	1:02.150	69.96	7.671	15:25:24.256
2 -	33.134	22.362	55.496	78.35	1.017	15:26:19.752
3 -	32.788	22.101	54.889 (3)	79.22	0.410	15:27:14.641
4 -	33.236	22.154	55.390	78.50	0.911	15:28:10.031

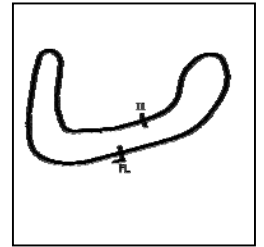
Weather / Track : Cloudy / Dry

Brands Hatch Indy
Circuit Length = 1.2079 miles
Start: 15:24 Flag 15:33 End: 15:34

BMCRC - MRO Championships 2019 - Rnd 1 @ Brands Hatch Indy

MRO Minitwins & BMCRC Rookie Minitwins

RACE 12 - SECTOR ANALYSIS



SECTOR 1 = FL to I1, SECTOR 2 = I1 to FL, DIFF = Difference To Personal Best Lap, P = Crossed Finish Line in Pit Lane, D = Time Disallowed

5 -	32.866	22.082	54.948	79.14	0.469	15:29:04.979
6 -	32.427	22.052	54.479 (1)	79.82		15:29:59.458
7 -	32.587	22.273	54.860 (2)	79.26	0.381	15:30:54.318
8 -	33.544	21.927	55.471	78.39	0.992	15:31:49.789
9 -	32.921	22.287	55.208	78.76	0.729	15:32:44.997
10 -	34.099	22.159	56.258	77.29	1.779	15:33:41.255

P10	54	Adam JAMISON	Suzuki - AJ Racing
IDEAL LAP TIME : 54.480		BEST LAP TIME : 54.727	DIFFERENCE : 0.247

LAP	SECTOR 1	SECTOR 2	LAP TIME	MPH	DIFF	TIME OF DAY
1 -		22.200	1:02.504	69.57	7.777	15:25:24.610
2 -	33.251	22.099	55.350	78.56	0.623	15:26:19.960
3 -	33.026	21.846	54.872 (2)	79.24	0.145	15:27:14.832
4 -	33.136	22.146	55.282	78.66	0.555	15:28:10.114
5 -	33.080	22.037	55.117	78.89	0.390	15:29:05.231
6 -	32.974	21.958	54.932 (3)	79.16	0.205	15:30:00.163
7 -	32.644	22.083	54.727 (1)	79.45		15:30:54.890
8 -	33.540	21.836	55.376	78.52	0.649	15:31:50.266
9 -	33.047	21.996	55.043	79.00	0.316	15:32:45.309
10 -	33.944	22.095	56.039	77.59	1.312	15:33:41.348

P11	69	Danny HUSKINSON	Suzuki - art of racing
IDEAL LAP TIME : 54.233		BEST LAP TIME : 54.241	DIFFERENCE : 0.008

LAP	SECTOR 1	SECTOR 2	LAP TIME	MPH	DIFF	TIME OF DAY
1 -		21.559	1:00.068	72.39	5.827	15:25:22.174
2 -	32.720	21.521	54.241 (1)	80.17		15:26:16.415
3 -	32.712	21.691	54.403 (2)	79.93	0.162	15:27:10.818
4 -	33.472	22.058	55.530	78.31	1.289	15:28:06.348
5 -	33.234	22.026	55.260	78.69	1.019	15:29:01.608
6 -	33.327	21.840	55.167 (3)	78.82	0.926	15:29:56.775
7 -	33.080	23.138	56.218	77.35	1.977	15:30:52.993
8 -	34.528	21.752	56.280	77.26	2.039	15:31:49.273
9 -	33.504	22.563	56.067	77.56	1.826	15:32:45.340
10 -	34.590	22.019	56.609	76.81	2.368	15:33:41.949

P12	17 R	Tommy DOWNES	Suzuki - Ray Gnarley/ MoreMoto
IDEAL LAP TIME : 54.451		BEST LAP TIME : 54.592	DIFFERENCE : 0.141

LAP	SECTOR 1	SECTOR 2	LAP TIME	MPH	DIFF	TIME OF DAY
1 -		22.255	1:03.160	68.85	8.568	15:25:25.266
2 -	33.219	22.236	55.455	78.41	0.863	15:26:20.721
3 -	32.607	21.985	54.592 (1)	79.65		15:27:15.313
4 -	33.268	21.926	55.194	78.78	0.602	15:28:10.507
5 -	33.258	21.853	55.111	78.90	0.519	15:29:05.618
6 -	32.769	21.976	54.745 (2)	79.43	0.153	15:30:00.363
7 -	32.598	22.286	54.884	79.23	0.292	15:30:55.247
8 -	33.380	22.200	55.580	78.24	0.988	15:31:50.827
9 -	32.893	21.872	54.765 (3)	79.40	0.173	15:32:45.592
10 -	34.495	22.236	56.731	76.65	2.139	15:33:42.323

P13	48	Shaun WALLIS	Suzuki - Walling Tyres
IDEAL LAP TIME : 54.797		BEST LAP TIME : 54.937	DIFFERENCE : 0.140

LAP	SECTOR 1	SECTOR 2	LAP TIME	MPH	DIFF	TIME OF DAY
1 -		22.300	1:02.212	69.89	7.275	15:25:24.318
2 -	33.348	22.029	55.377	78.52	0.440	15:26:19.695
3 -	33.058	22.010	55.068 (3)	78.96	0.131	15:27:14.763
4 -	33.478	21.953	55.431	78.45	0.494	15:28:10.194
5 -	33.183	21.910	55.093	78.93	0.156	15:29:05.287
6 -	33.391	21.845	55.236	78.72	0.299	15:30:00.523
7 -	32.952	21.985	54.937 (1)	79.15		15:30:55.460
8 -	33.466	22.142	55.608	78.20	0.671	15:31:51.068

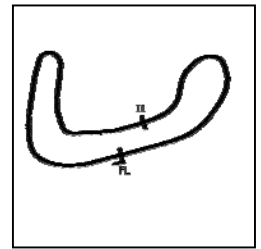
Weather / Track : Cloudy / Dry

Brands Hatch Indy
Circuit Length = 1.2079 miles
Start: 15:24 Flag 15:33 End: 15:34

BMCRC - MRO Championships 2019 - Rnd 1 @ Brands Hatch Indy

MRO Minitwins & BMCRC Rookie Minitwins

RACE 12 - SECTOR ANALYSIS



SECTOR 1 = FL to I1, SECTOR 2 = I1 to FL, DIFF = Difference To Personal Best Lap, P = Crossed Finish Line in Pit Lane, D = Time Disallowed

9 -	33.053	21.890	54.943 (2)	79.14	0.006	15:32:46.011
10 -	34.479	22.719	57.198	76.02	2.261	15:33:43.209

P14	56	Jamie INGHAM	Suzuki - Oadby motorcycle services			
IDEAL LAP TIME : 54.774		BEST LAP TIME : 55.141		DIFFERENCE : 0.367		
LAP	SECTOR 1	SECTOR 2	LAP TIME	MPH	DIFF	TIME OF DAY
1 -		22.836	1:03.706	68.26	8.565	15:25:25.812
2 -	33.344	21.976	55.320 (2)	78.60	0.179	15:26:21.132
3 -	33.127	22.624	55.751	78.00	0.610	15:27:16.883
4 -	35.108	22.800	57.908	75.09	2.767	15:28:14.791
5 -	34.114	21.717	55.831	77.88	0.690	15:29:10.622
6 -	33.419	22.725	56.144	77.45	1.003	15:30:06.766
7 -	33.458	22.197	55.655	78.13	0.514	15:31:02.421
8 -	33.057	22.288	55.345 (3)	78.57	0.204	15:31:57.766
9 -	33.365	21.776	55.141 (1)	78.86		15:32:52.907
10 -	34.417	21.891	56.308	77.22	1.167	15:33:49.215

P15	76	Phillip RODGERS	Suzuki - pinbadgelab.co.uk			
IDEAL LAP TIME : 54.930		BEST LAP TIME : 55.167		DIFFERENCE : 0.237		
LAP	SECTOR 1	SECTOR 2	LAP TIME	MPH	DIFF	TIME OF DAY
1 -		22.562	1:04.234	67.69	9.067	15:25:26.340
2 -	33.347	21.920	55.267 (2)	78.68	0.100	15:26:21.607
3 -	33.010	22.157	55.167 (1)	78.82		15:27:16.774
4 -	34.944	22.258	57.202	76.02	2.035	15:28:13.976
5 -	33.647	22.528	56.175	77.41	1.008	15:29:10.151
6 -	33.860	22.586	56.446	77.04	1.279	15:30:06.597
7 -	33.482	22.267	55.749 (3)	78.00	0.582	15:31:02.346
8 -	33.436	22.903	56.339	77.18	1.172	15:31:58.685
9 -	34.264	22.046	56.310	77.22	1.143	15:32:54.995
10 -	34.474	22.717	57.191	76.03	2.024	15:33:52.186

P16	84	Ricardo BRANCO	Suzuki - IMP Racing			
IDEAL LAP TIME : 55.408		BEST LAP TIME : 55.717		DIFFERENCE : 0.309		
LAP	SECTOR 1	SECTOR 2	LAP TIME	MPH	DIFF	TIME OF DAY
1 -		22.342	1:02.902	69.13	7.185	15:25:25.008
2 -	33.637	22.121	55.758 (2)	77.99	0.041	15:26:20.766
3 -	33.287	22.430	55.717 (1)	78.04		15:27:16.483
4 -	33.927	22.671	56.598	76.83	0.881	15:28:13.081
5 -	33.953	22.813	56.766	76.60	1.049	15:29:09.847
6 -	33.903	22.572	56.475	77.00	0.758	15:30:06.322
7 -	34.105	22.627	56.732	76.65	1.015	15:31:03.054
8 -	33.683	23.011	56.694	76.70	0.977	15:31:59.748
9 -	34.214	22.576	56.790	76.57	1.073	15:32:56.538
10 -	33.880	22.282	56.162 (3)	77.42	0.445	15:33:52.700

P17	92	Michael JACKSON	Suzuki -			
IDEAL LAP TIME : 55.277		BEST LAP TIME : 55.762		DIFFERENCE : 0.485		
LAP	SECTOR 1	SECTOR 2	LAP TIME	MPH	DIFF	TIME OF DAY
1 -		22.965	1:04.657	67.25	8.895	15:25:26.763
2 -	34.189	22.392	56.581	76.85	0.819	15:26:23.344
3 -	33.806	22.085	55.891 (3)	77.80	0.129	15:27:19.235
4 -	33.337	22.493	55.830 (2)	77.89	0.068	15:28:15.065
5 -	34.361	21.940	56.301	77.23	0.539	15:29:11.366
6 -	33.729	22.033	55.762 (1)	77.98		15:30:07.128
7 -	34.139	22.338	56.477	76.99	0.715	15:31:03.605
8 -	33.660	23.043	56.703	76.69	0.941	15:32:00.308
9 -	34.093	22.076	56.169	77.42	0.407	15:32:56.477
10 -	33.769	22.835	56.604	76.82	0.842	15:33:53.081

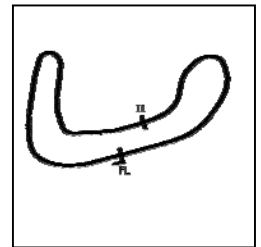
Weather / Track : Cloudy / Dry

Brands Hatch Indy
Circuit Length = 1.2079 miles
Start: 15:24 Flag 15:33 End: 15:34

BMCRC - MRO Championships 2019 - Rnd 1 @ Brands Hatch Indy

MRO Minitwins & BMCRC Rookie Minitwins

RACE 12 - SECTOR ANALYSIS



SECTOR 1 = FL to I1, SECTOR 2 = I1 to FL, DIFF = Difference To Personal Best Lap, P = Crossed Finish Line in Pit Lane, D = Time Disallowed

P18 142		Chris KENT		Suzuki - More moto			
IDEAL LAP TIME : 53.069		BEST LAP TIME : 53.069		DIFFERENCE : 0.000			
LAP	SECTOR 1	SECTOR 2	LAP TIME	MPH	DIFF	TIME OF DAY	
1 -		21.515	59.598	72.96	6.529	15:25:21.704	
2 -	32.316	21.240	53.556 (2)	81.19	0.487	15:26:15.260	
3 -	31.861	21.208	53.069 (1)	81.94		15:27:08.329	
4 -	32.014	21.652	53.666 (3)	81.03	0.597	15:28:01.995	
5 -	50.804	24.362	1:15.166	57.85	22.097	15:29:17.161	
6 -	33.990	22.067	56.057	77.57	2.988	15:30:13.218	
7 -	33.421	21.643	55.064	78.97	1.995	15:31:08.282	
8 -	32.512	21.546	54.058	80.44	0.989	15:32:02.340	
9 -	32.502	21.725	54.227	80.19	1.158	15:32:56.567	
10 -	35.986	21.947	57.933	75.06	4.864	15:33:54.500	

P19 137		Charlie CRAWT		Suzuki - Pass Bike Motorcycle Training Ltd & Sublime Designs			
IDEAL LAP TIME : 55.475		BEST LAP TIME : 55.475		DIFFERENCE : 0.000			
LAP	SECTOR 1	SECTOR 2	LAP TIME	MPH	DIFF	TIME OF DAY	
1 -		23.350	1:07.892	64.05	12.417	15:25:29.998	
2 -	34.352	22.518	56.870	76.46	1.395	15:26:26.868	
3 -	34.262	22.600	56.862	76.47	1.387	15:27:23.730	
4 -	34.127	23.204	57.331	75.85	1.856	15:28:21.061	
5 -	34.635	22.626	57.261	75.94	1.786	15:29:18.322	
6 -	33.962	22.132	56.094 (2)	77.52	0.619	15:30:14.416	
7 -	33.856	22.783	56.639 (3)	76.77	1.164	15:31:11.055	
8 -	33.431	22.044	55.475 (1)	78.38		15:32:06.530	
9 -	35.159	22.472	57.631	75.45	2.156	15:33:04.161	
10 -	34.224	22.498	56.722	76.66	1.247	15:34:00.883	

P20 34 R		Daniel THOMAS		Suzuki -			
IDEAL LAP TIME : 55.032		BEST LAP TIME : 55.063		DIFFERENCE : 0.031			
LAP	SECTOR 1	SECTOR 2	LAP TIME	MPH	DIFF	TIME OF DAY	
1 -		23.027	1:06.382	65.50	11.319	15:25:28.488	
2 -	34.876	22.726	57.602	75.49	2.539	15:26:26.090	
3 -	34.202	22.553	56.755	76.62	1.692	15:27:22.845	
4 -	34.543	23.028	57.571	75.53	2.508	15:28:20.416	
5 -	34.967	22.714	57.681	75.39	2.618	15:29:18.097	
6 -	33.944	21.830	55.774	77.96	0.711	15:30:13.871	
7 -	33.460	22.308	55.768 (2)	77.97	0.705	15:31:09.639	
8 -	33.202	21.861	55.063 (1)	78.97		15:32:04.702	
9 -	33.534	22.239	55.773 (3)	77.96	0.710	15:33:00.475	
10 -	37.993	22.679	1:00.672	71.67	5.609	15:34:01.147	

P21 156		Michael STONE		Suzuki -			
IDEAL LAP TIME : 55.800		BEST LAP TIME : 55.800		DIFFERENCE : 0.000			
LAP	SECTOR 1	SECTOR 2	LAP TIME	MPH	DIFF	TIME OF DAY	
1 -		23.587	1:06.905	64.99	11.105	15:25:29.011	
2 -	34.857	22.810	57.667	75.40	1.867	15:26:26.678	
3 -	34.673	22.783	57.456	75.68	1.656	15:27:24.134	
4 -	34.751	22.953	57.704	75.36	1.904	15:28:21.838	
5 -	34.553	22.578	57.131 (3)	76.11	1.331	15:29:18.969	
6 -	34.501	22.485	56.986 (2)	76.31	1.186	15:30:15.955	
7 -	34.603	22.710	57.313	75.87	1.513	15:31:13.268	
8 -	33.493	22.307	55.800 (1)	77.93		15:32:09.068	
9 -	34.340	22.901	57.241	75.97	1.441	15:33:06.309	
10 -	34.332	23.069	57.401	75.75	1.601	15:34:03.710	

P22 192		Daniel MOFFA		Suzuki - DM Racing			
IDEAL LAP TIME : 55.884		BEST LAP TIME : 55.884		DIFFERENCE : 0.000			
LAP	SECTOR 1	SECTOR 2	LAP TIME	MPH	DIFF	TIME OF DAY	

Weather / Track : Cloudy / Dry

Brands Hatch Indy
Circuit Length = 1.2079 miles
Start: 15:24 Flag 15:33 End: 15:34

BMCRC - MRO Championships 2019 - Rnd 1 @ Brands Hatch Indy

MRO Minitwins & BMCRC Rookie Minitwins

RACE 12 - SECTOR ANALYSIS



SECTOR 1 = FL to I1, SECTOR 2 = I1 to FL, DIFF = Difference To Personal Best Lap, P = Crossed Finish Line in Pit Lane, D = Time Disallowed

1 -		23.365	1:06.252	65.63	10.368	15:25:28.358
2 -	34.673	22.965	57.638	75.44	1.754	15:26:25.996
3 -	33.961	22.628	56.589	76.84	0.705	15:27:22.585
4 -	34.045	23.491	57.536	75.58	1.652	15:28:20.121
5 -	33.963	23.157	57.120	76.13	1.236	15:29:17.241
6 -	33.599	22.285	55.884 (1)	77.81		15:30:13.125
7 -	33.854	22.612	56.466 (2)	77.01	0.582	15:31:09.591
8 -	34.099	22.429	56.528 (3)	76.92	0.644	15:32:06.119
9 -	35.717	24.032	59.749	72.78	3.865	15:33:05.868
10 -	34.620	23.908	58.528	74.29	2.644	15:34:04.396

P23 0		Luke STANLEY		Suzuki - Urban Race Tribe			
IDEAL LAP TIME : 56.834		BEST LAP TIME : 57.078		DIFFERENCE : 0.244			
LAP	SECTOR 1	SECTOR 2	LAP TIME	MPH	DIFF	TIME OF DAY	
1 -		22.913	1:05.204	66.69	8.126	15:25:27.310	
2 -	35.045	22.656	57.701	75.36	0.623	15:26:25.011	
3 -	34.556	22.641	57.197 (2)	76.02	0.119	15:27:22.208	
4 -	35.031	23.033	58.064	74.89	0.986	15:28:20.272	
5 -	34.986	22.702	57.688	75.38	0.610	15:29:17.960	
6 -	35.229	22.420	57.649	75.43	0.571	15:30:15.609	
7 -	34.596	22.640	57.236 (3)	75.97	0.158	15:31:12.845	
8 -	34.414	22.664	57.078 (1)	76.18		15:32:09.923	
9 -	34.799	22.470	57.269	75.93	0.191	15:33:07.192	
10 -	34.572	22.695	57.267	75.93	0.189	15:34:04.459	

P24 40 R		Simon WILKINSON		Suzuki - S P Wilkinson Engineering Ltd			
IDEAL LAP TIME : 59.517		BEST LAP TIME : 59.814		DIFFERENCE : 0.297			
LAP	SECTOR 1	SECTOR 2	LAP TIME	MPH	DIFF	TIME OF DAY	
1 -		24.518	1:10.656	61.54	10.842	15:25:32.762	
2 -	36.500	24.525	1:01.025	71.25	1.211	15:26:33.787	
3 -	36.906	24.131	1:01.037	71.24	1.223	15:27:34.824	
4 -	36.789	24.286	1:01.075	71.20	1.261	15:28:35.899	
5 -	36.164	23.801	59.965 (2)	72.51	0.151	15:29:35.864	
6 -	36.323	24.133	1:00.456	71.93	0.642	15:30:36.320	
7 -	35.942	23.872	59.814 (1)	72.70		15:31:36.134	
8 -	36.179	24.975	1:01.154	71.10	1.340	15:32:37.288	
9 -	36.585	23.575	1:00.160 (3)	72.28	0.346	15:33:37.448	

P25 44		Tony PARKER		Suzuki - Emerald Elevators			
IDEAL LAP TIME : 58.852		BEST LAP TIME : 59.251		DIFFERENCE : 0.399			
LAP	SECTOR 1	SECTOR 2	LAP TIME	MPH	DIFF	TIME OF DAY	
1 -		24.479	1:09.800	62.30	10.549	15:25:31.906	
2 -	37.241	24.494	1:01.735	70.43	2.484	15:26:33.641	
3 -	36.542	24.444	1:00.986	71.30	1.735	15:27:34.627	
4 -	36.803	24.284	1:01.087	71.18	1.836	15:28:35.714	
5 -	36.854	24.337	1:01.191	71.06	1.940	15:29:36.905	
6 -	36.892	25.050	1:01.942	70.20	2.691	15:30:38.847	
7 -	35.479	25.072	1:00.551 (3)	71.81	1.300	15:31:39.398	
8 -	35.878	23.373	59.251 (1)	73.39		15:32:38.649	
9 -	36.003	23.404	59.407 (2)	73.20	0.156	15:33:38.056	

P26 159		Benn RIDGWELL		Suzuki -			
IDEAL LAP TIME : 59.974		BEST LAP TIME : 1:00.001		DIFFERENCE : 0.027			
LAP	SECTOR 1	SECTOR 2	LAP TIME	MPH	DIFF	TIME OF DAY	
1 -		24.390	1:10.414	61.75	10.413	15:25:32.520	
2 -	37.024	24.811	1:01.835	70.32	1.834	15:26:34.355	
3 -	37.270	24.040	1:01.310	70.92	1.309	15:27:35.665	
4 -	36.473	24.291	1:00.764	71.56	0.763	15:28:36.429	
5 -	36.591	24.133	1:00.724 (3)	71.61	0.723	15:29:37.153	
6 -	35.993	24.008	1:00.001 (1)	72.47		15:30:37.154	

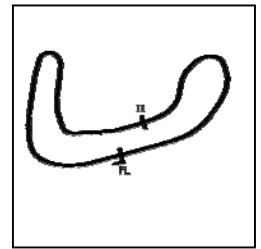
Weather / Track : Cloudy / Dry

Brands Hatch Indy
Circuit Length = 1.2079 miles
Start: 15:24 Flag 15:33 End: 15:34

BMCRC - MRO Championships 2019 - Rnd 1 @ Brands Hatch Indy

MRO Minitwins & BMCRC Rookie Minitwins

RACE 12 - SECTOR ANALYSIS



SECTOR 1 = FL to I1, SECTOR 2 = I1 to FL, DIFF = Difference To Personal Best Lap, P = Crossed Finish Line in Pit Lane, D = Time Disallowed

7 -	36.183	24.574	1:00.757	71.57	0.756	15:31:37.911
8 -	36.523	24.152	1:00.675 (2)	71.67	0.674	15:32:38.586
9 -	36.803	23.981	1:00.784	71.54	0.783	15:33:39.370

P27	51	Andrew DURANT	Suzuki -			
IDEAL LAP TIME : 59.310		BEST LAP TIME : 59.310	DIFFERENCE : 0.000			
LAP	SECTOR 1	SECTOR 2	LAP TIME	MPH	DIFF	TIME OF DAY
1 -		24.438	1:11.249	61.03	11.939	15:25:33.355
2 -	37.186	24.087	1:01.273	70.97	1.963	15:26:34.628
3 -	36.783	23.769	1:00.552	71.81	1.242	15:27:35.180
4 -	36.781	24.290	1:01.071	71.20	1.761	15:28:36.251
5 -	36.932	24.223	1:01.155	71.10	1.845	15:29:37.406
6 -	36.904	25.401	1:02.305	69.79	2.995	15:30:39.711
7 -	35.708	24.601	1:00.309 (3)	72.10	0.999	15:31:40.020
8 -	36.297	23.830	1:00.127 (2)	72.32	0.817	15:32:40.147
9 -	35.696	23.614	59.310 (1)	73.31		15:33:39.457

P28	6	Andrew FIRTH	Suzuki - LTRmotorcycles.co.uk			
IDEAL LAP TIME : 59.708		BEST LAP TIME : 59.983	DIFFERENCE : 0.275			
LAP	SECTOR 1	SECTOR 2	LAP TIME	MPH	DIFF	TIME OF DAY
1 -		24.175	1:10.855	61.37	10.872	15:25:32.961
2 -	37.615	24.392	1:02.007	70.13	2.024	15:26:34.968
3 -	37.247	24.173	1:01.420	70.80	1.437	15:27:36.388
4 -	36.588	23.890	1:00.478 (3)	71.90	0.495	15:28:36.866
5 -	37.016	23.872	1:00.888	71.41	0.905	15:29:37.754
6 -	36.877	25.719	1:02.596	69.47	2.613	15:30:40.350
7 -	36.494	23.680	1:00.174 (2)	72.26	0.191	15:31:40.524
8 -	36.379	23.604	59.983 (1)	72.49		15:32:40.507
9 -	37.165	23.329	1:00.494	71.88	0.511	15:33:41.001

P29	90	Philip HORNE	Suzuki -			
IDEAL LAP TIME : 1:00.528		BEST LAP TIME : 1:00.738	DIFFERENCE : 0.210			
LAP	SECTOR 1	SECTOR 2	LAP TIME	MPH	DIFF	TIME OF DAY
1 -		24.370	1:09.455	62.61	8.717	15:25:31.561
2 -	37.110	24.763	1:01.873	70.28	1.135	15:26:33.434
3 -	38.398	25.304	1:03.702	68.26	2.964	15:27:37.136
4 -	36.580	24.158	1:00.738 (1)	71.59		15:28:37.874
5 -	36.885	24.204	1:01.089 (3)	71.18	0.351	15:29:38.963
6 -	37.126	24.696	1:01.822	70.34	1.084	15:30:40.785
7 -	37.159	24.159	1:01.318	70.91	0.580	15:31:42.103
8 -	37.098	24.053	1:01.151	71.11	0.413	15:32:43.254
9 -	36.998	23.948	1:00.946 (2)	71.35	0.208	15:33:44.200

P30	415 R	Alan HENSBY	Suzuki -			
IDEAL LAP TIME : 1:00.345		BEST LAP TIME : 1:01.062	DIFFERENCE : 0.717			
LAP	SECTOR 1	SECTOR 2	LAP TIME	MPH	DIFF	TIME OF DAY
1 -		24.433	1:11.517	60.80	10.455	15:25:33.623
2 -	37.954	24.121	1:02.075	70.05	1.013	15:26:35.698
3 -	36.991	24.279	1:01.270	70.97	0.208	15:27:36.968
4 -	37.448	23.991	1:01.439	70.77	0.377	15:28:38.407
5 -	37.416	23.646	1:01.062 (1)	71.21		15:29:39.469
6 -	37.777	23.944	1:01.721	70.45	0.659	15:30:41.190
7 -	36.991	24.256	1:01.247 (3)	71.00	0.185	15:31:42.437
8 -	37.094	24.216	1:01.310	70.92	0.248	15:32:43.747
9 -	37.830	23.354	1:01.184 (2)	71.07	0.122	15:33:44.931

P31	43	Robert DAVIE	Suzuki -			
IDEAL LAP TIME : 1:00.902		BEST LAP TIME : 1:01.228	DIFFERENCE : 0.326			
LAP	SECTOR 1	SECTOR 2	LAP TIME	MPH	DIFF	TIME OF DAY

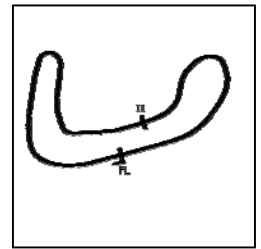
Weather / Track : Cloudy / Dry

Brands Hatch Indy
Circuit Length = 1.2079 miles
Start: 15:24 Flag 15:33 End: 15:34

BMCRC - MRO Championships 2019 - Rnd 1 @ Brands Hatch Indy

MRO Minitwins & BMCRC Rookie Minitwins

RACE 12 - SECTOR ANALYSIS



SECTOR 1 = FL to I1, SECTOR 2 = I1 to FL, DIFF = Difference To Personal Best Lap, P = Crossed Finish Line in Pit Lane, D = Time Disallowed

1 -		24.336	1:12.339	60.11	11.111	15:25:34.445
2 -	37.753	23.983	1:01.736	70.43	0.508	15:26:36.181
3 -	37.765	23.744	1:01.509	70.69	0.281	15:27:37.690
4 -	37.672	23.556	1:01.228 (1)	71.02		15:28:38.918
5 -	37.771	23.485	1:01.256 (2)	70.99	0.028	15:29:40.174
6 -	38.281	23.993	1:02.274	69.83	1.046	15:30:42.448
7 -	37.461	23.893	1:01.354 (3)	70.87	0.126	15:31:43.802
8 -	37.688	23.667	1:01.355	70.87	0.127	15:32:45.157
9 -	38.357	23.441	1:01.798	70.36	0.570	15:33:46.955

P32 126		Damien LECHAUVE		Suzuki -		
IDEAL LAP TIME : 1:00.659		BEST LAP TIME : 1:01.212		DIFFERENCE : 0.553		
LAP	SECTOR 1	SECTOR 2	LAP TIME	MPH	DIFF	TIME OF DAY
1 -		25.147	1:12.675	59.83	11.463	15:25:34.781
2 -	38.428	25.569	1:03.997	67.95	2.785	15:26:38.778
3 -	37.370	25.306	1:02.676	69.38	1.464	15:27:41.454
4 -	36.744	24.468	1:01.212 (1)	71.04		15:28:42.666
5 -	38.060	24.160	1:02.220	69.89	1.008	15:29:44.886
6 -	37.251	25.533	1:02.784	69.26	1.572	15:30:47.670
7 -	37.044	24.743	1:01.787 (3)	70.38	0.575	15:31:49.457
8 -	36.499	24.961	1:01.460 (2)	70.75	0.248	15:32:50.917
9 -	37.453	24.873	1:02.326	69.77	1.114	15:33:53.243

P33 50		Adam RIDGWELL		Suzuki -		
IDEAL LAP TIME : 1:02.625		BEST LAP TIME : 1:02.625		DIFFERENCE : 0.000		
LAP	SECTOR 1	SECTOR 2	LAP TIME	MPH	DIFF	TIME OF DAY
1 -		25.667	1:14.317	58.51	11.692	15:25:36.423
2 -	38.877	24.882	1:03.759	68.20	1.134	15:26:40.182
3 -	38.604	24.840	1:03.444	68.54	0.819	15:27:43.626
4 -	38.018	24.607	1:02.625 (1)	69.43		15:28:46.251
5 -	38.189	24.931	1:03.120 (2)	68.89	0.495	15:29:49.371
6 -	38.218	25.432	1:03.650	68.32	1.025	15:30:53.021
7 -	38.905	24.867	1:03.772	68.18	1.147	15:31:56.793
8 -	38.517	24.804	1:03.321 (3)	68.67	0.696	15:33:00.114
9 -	38.841	25.343	1:04.184	67.75	1.559	15:34:04.298

P34 70 R		Vanessa GILLAM		Suzuki - No More Straps		
IDEAL LAP TIME : 1:09.840		BEST LAP TIME : 1:09.848		DIFFERENCE : 0.008		
LAP	SECTOR 1	SECTOR 2	LAP TIME	MPH	DIFF	TIME OF DAY
1 -		28.157	1:24.011	51.76	14.163	15:25:46.117
2 -	42.347	27.501	1:09.848 (1)	62.25		15:26:55.965
3 -	42.949	27.493	1:10.442 (2)	61.73	0.594	15:28:06.407
4 -	43.746	27.616	1:11.362	60.93	1.514	15:29:17.769
5 -	43.227	28.013	1:11.240 (3)	61.04	1.392	15:30:29.009
6 -	43.324	28.041	1:11.365	60.93	1.517	15:31:40.374
7 -	43.174	28.311	1:11.485	60.83	1.637	15:32:51.859
8 -	44.743	28.377	1:13.120	59.47	3.272	15:34:04.979

P35 20 R		Steve MALE		Suzuki -		
IDEAL LAP TIME : 1:12.630		BEST LAP TIME : 1:12.743		DIFFERENCE : 0.113		
LAP	SECTOR 1	SECTOR 2	LAP TIME	MPH	DIFF	TIME OF DAY
1 -		29.478	1:27.171	49.88	14.428	15:25:49.277
2 -	48.651	29.638	1:18.289	55.54	5.546	15:27:07.566
3 -	45.605	29.659	1:15.264	57.77	2.521	15:28:22.830
4 -	44.970	29.520	1:14.490	58.37	1.747	15:29:37.320
5 -	45.251	29.102	1:14.353 (3)	58.48	1.610	15:30:51.673
6 -	43.528	29.215	1:12.743 (1)	59.78		15:32:04.416
7 -	44.715	29.426	1:14.141 (2)	58.65	1.398	15:33:18.557

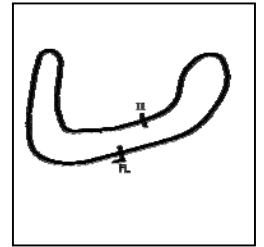
Weather / Track : Cloudy / Dry

Brands Hatch Indy
Circuit Length = 1.2079 miles
Start: 15:24 Flag 15:33 End: 15:34

BMCRC - MRO Championships 2019 - Rnd 1 @ Brands Hatch Indy

MRO Minitwins & BMCRC Rookie Minitwins

RACE 12 - SECTOR ANALYSIS



SECTOR 1 = FL to I1, SECTOR 2 = I1 to FL, DIFF = Difference To Personal Best Lap, P = Crossed Finish Line in Pit Lane, D = Time Disallowed

P36 121 R Samuel KENT		Suzuki - RAG Racing/ S Kent Construction Ltd				
IDEAL LAP TIME : 58.029		BEST LAP TIME : 58.454		DIFFERENCE : 0.425		
LAP	SECTOR 1	SECTOR 2	LAP TIME	MPH	DIFF	TIME OF DAY
1 -		24.373	1:09.949	62.16	11.495	15:25:32.055
2 -	36.877	24.271	1:01.148	71.11	2.694	15:26:33.203
3 -	36.072	23.493	59.565	73.00	1.111	15:27:32.768
4 -	35.933	23.938	59.871	72.63	1.417	15:28:32.639
5 -	35.896	23.651	59.547	73.02	1.093	15:29:32.186
6 -	35.680	23.824	59.504 (3)	73.08	1.050	15:30:31.690
7 -	35.475	22.979	58.454 (1)	74.39		15:31:30.144
8 -	35.050	23.466	58.516 (2)	74.31	0.062	15:32:28.660

P37 161 R Martin TOMKINS		Ducati -				
IDEAL LAP TIME : 1:11.488		BEST LAP TIME : 1:11.488		DIFFERENCE : 0.000		
LAP	SECTOR 1	SECTOR 2	LAP TIME	MPH	DIFF	TIME OF DAY
1 -		29.556	1:27.648	49.61	16.160	15:25:49.754
2 -	45.240	29.258	1:14.498	58.37	3.010	15:27:04.252
3 -	44.911	28.295	1:13.206	59.40	1.718	15:28:17.458
4 -	44.134	28.252	1:12.386 (2)	60.07	0.898	15:29:29.844
5 -	43.415	30.920	1:14.335	58.50	2.847	15:30:44.179
6 -	43.765	28.935	1:12.700 (3)	59.81	1.212	15:31:56.879
7 -	43.344	28.144	1:11.488 (1)	60.82		15:33:08.367

P38 74 Daniel SINGLETON		Suzuki - Bambino Developments Racing				
IDEAL LAP TIME : 52.437		BEST LAP TIME : 52.514		DIFFERENCE : 0.077		
LAP	SECTOR 1	SECTOR 2	LAP TIME	MPH	DIFF	TIME OF DAY
1 -		21.373	58.044	74.91	5.530	15:25:20.150
2 -	31.839	21.140	52.979	82.08	0.465	15:26:13.129
3 -	31.407	21.107	52.514 (1)	82.80		15:27:05.643
4 -	31.724	21.231	52.955	82.11	0.441	15:27:58.598
5 -	31.507	21.225	52.732 (3)	82.46	0.218	15:28:51.330
6 -	31.623	21.030	52.653 (2)	82.58	0.139	15:29:43.983

BMCRC - MRO Championships 2019 - Rnd 1 @ Brands Hatch Indy

MRO Minitwins & BMCRC Rookie Minitwins

RACE 12 - BEST SECTORS

SECTOR 1			SECTOR 2			IDEAL / BEST COMPARISON						
POS	NO	NAME	TIME	NO	NAME	TIME	POS	NO	NAME	IDEAL	BEST	DIFF
									PERFECT LAP	51.619		
1	26	DAVIES	30.865	78	POVAH	20.754	1	26	DAVIES	51.928	52.050	0.122
2	184	TWYFORD	31.209	9	TAYLOR	20.962	2	184	TWYFORD	52.182	52.182	0.000
3	74	SINGLETON	31.407	184	TWYFORD	20.973	3	78	POVAH	52.251	52.541	0.290
4	9	TAYLOR	31.469	74	SINGLETON	21.030	4	9	TAYLOR	52.431	52.783	0.352
5	78	POVAH	31.497	26	DAVIES	21.063	5	74	SINGLETON	52.437	52.514	0.077
6	142	KENT	31.861	142	KENT	21.208	6	142	KENT	53.069	53.069	0.000
7	232	WETHERELL	31.897	86	WITHERINGTON	21.306	7	232	WETHERELL	53.239	53.548	0.309
8	86	WITHERINGTON	31.939	232	WETHERELL	21.342	8	86	WITHERINGTON	53.245	53.424	0.179
9	19	LILLEY	32.396	19	LILLEY	21.491	9	19	LILLEY	53.887	53.896	0.009
10	96	HARRIS	32.427	69	HUSKINSON	21.521	10	69	HUSKINSON	54.233	54.241	0.008
11	17	DOWNES	32.598	13	GREEN	21.705	11	96	HARRIS	54.354	54.479	0.125
12	54	JAMISON	32.644	56	INGHAM	21.717	12	17	DOWNES	54.451	54.592	0.141
13	69	HUSKINSON	32.712	34	THOMAS	21.830	13	13	GREEN	54.467	54.517	0.050
14	13	GREEN	32.762	54	JAMISON	21.836	14	54	JAMISON	54.480	54.727	0.247
15	48	WALLIS	32.952	48	WALLIS	21.845	15	56	INGHAM	54.774	55.141	0.367
16	76	RODGERS	33.010	17	DOWNES	21.853	16	48	WALLIS	54.797	54.937	0.140
17	56	INGHAM	33.057	76	RODGERS	21.920	17	76	RODGERS	54.930	55.167	0.237
18	34	THOMAS	33.202	96	HARRIS	21.927	18	34	THOMAS	55.032	55.063	0.031
19	84	BRANCO	33.287	92	JACKSON	21.940	19	92	JACKSON	55.277	55.762	0.485
20	92	JACKSON	33.337	137	CRAWT	22.044	20	84	BRANCO	55.408	55.717	0.309
21	137	CRAWT	33.431	84	BRANCO	22.121	21	137	CRAWT	55.475	55.475	0.000
22	156	STONE	33.493	192	MOFFA	22.285	22	156	STONE	55.800	55.800	0.000
23	192	MOFFA	33.599	156	STONE	22.307	23	192	MOFFA	55.884	55.884	0.000
24	0	STANLEY	34.414	0	STANLEY	22.420	24	0	STANLEY	56.834	57.078	0.244
25	121	KENT	35.050	121	KENT	22.979	25	121	KENT	58.029	58.454	0.425
26	44	PARKER	35.479	6	FIRTH	23.329	26	44	PARKER	58.852	59.251	0.399
27	51	DURANT	35.696	415	HENSBY	23.354	27	51	DURANT	59.310	59.310	0.000
28	40	WILKINSON	35.942	44	PARKER	23.373	28	40	WILKINSON	59.517	59.814	0.297
29	159	RIDGWELL	35.993	43	DAVIE	23.441	29	6	FIRTH	59.708	59.983	0.275
30	6	FIRTH	36.379	40	WILKINSON	23.575	30	159	RIDGWELL	59.974	1:00.001	0.027
31	126	LECHAUVE	36.499	51	DURANT	23.614	31	415	HENSBY	1:00.345	1:01.062	0.717
32	90	HORNE	36.580	90	HORNE	23.948	32	90	HORNE	1:00.528	1:00.738	0.210
33	415	HENSBY	36.991	159	RIDGWELL	23.981	33	126	LECHAUVE	1:00.659	1:01.212	0.553
34	43	DAVIE	37.461	126	LECHAUVE	24.160	34	43	DAVIE	1:00.902	1:01.228	0.326
35	50	RIDGWELL	38.018	50	RIDGWELL	24.607	35	50	RIDGWELL	1:02.625	1:02.625	0.000
36	70	GILLAM	42.347	70	GILLAM	27.493	36	70	GILLAM	1:09.840	1:09.848	0.008
37	161	TOMKINS	43.344	161	TOMKINS	28.144	37	161	TOMKINS	1:11.488	1:11.488	0.000
38	20	MALE	43.528	20	MALE	29.102	38	20	MALE	1:12.630	1:12.743	0.113

Weather / Track : Cloudy / Dry

Results can be found at www.tsl-timing.com

Brands Hatch Indy
Circuit Length = 1.2079 miles
Start: 15:24 Flag 15:33 End: 15:34

Printed - 15:48 Saturday, 09 March 2019

BMCRC - MRO Championships 2019 - Rnd 1 @ Brands Hatch Indy



MRO Minitwins & BMCRC Rookie Minitwins

RACE 1 - GRID (12 Laps)

ROW 13	39	5	Barry MANTELL	1:12.743	38	20	Steve MALE	1:11.488	37	161	Martin TOMKINS
ROW 12	36	70	Vanessa GILLAM	1:09.848	35	50	Adam RIDGWELL	1:02.625	34	43	Robert DAVIE
ROW 11	33	126	Damien LECHAUVE	1:01.212	32	415	Alan HENSBY	1:01.062	31	90	Philip HORNE
ROW 10	30	159	Benn RIDGWELL	1:00.001	29	6	Andrew FIRTH	59.983	28	40	Simon WILKINSON
ROW 9	27	51	Andrew DURANT	59.310	26	44	Tony PARKER	59.251	25	121	Samuel KENT
ROW 8	24	0	Luke STANLEY	57.078	23	192	Daniel MOFFA	55.884	22	156	Michael STONE
ROW 7	21	92	Michael JACKSON	55.762	20	84	Ricardo BRANCO	55.717	19	137	Charlie CRAWT
ROW 6	18	76	Phillip RODGERS	55.167	17	56	Jamie INGHAM	55.141	16	34	Daniel THOMAS
ROW 5	15	48	Shaun WALLIS	54.937	14	54	Adam JAMISON	54.727	13	17	Tommy DOWNES
ROW 4	12	13	Wil GREEN	54.517	11	96	Dan HARRIS	54.479	10	69	Danny HUSKINSON
ROW 3	9	19	Kevin LILLEY	53.896	8	232	Matt WETHERELL	53.548	7	86	Paul WITHERINGTON
ROW 2	6	142	Chris KENT	53.069	5	9	Mark TAYLOR	52.783	4	78	Keith POVAH
ROW 1	3	74	Daniel SINGLETON	52.514	2	184	David TWYFORD	52.182	1	26	Glynn DAVIES
Pole											

Brands Hatch Indy
Circuit Length = 1.2079 miles

These results are provisional until the conclusion of any judicial and technical matters.

Clerk Of Course :	Timekeeper :
-------------------	--------------

Results can be found at www.tsl-timing.com

Printed - 15:50 Saturday, 09 March 2019



BMCRC - MRO Championships 2019 - Rnd 1 @ Brands Hatch Indy



MRO Minitwins & BMCRC Rookie Minitwins

RACE 1 - CLASSIFICATION

POS	NO	CL	PIC NAME	ENTRY	LAPS	TIME	GAP	DIFF	MPH	BEST	ON
1	26		1 Glynn DAVIES	Suzuki -	10	9:01.752			80.26	52.642	10
2	78		2 Keith POVAH	Suzuki - 78Plate.com ScreenPrinting/SubvertBoards	10	9:02.745	0.993	0.993	80.12	52.933	10
3	184		3 David TWYFORD	Suzuki -	10	9:04.854	3.102	2.109	79.81	53.254	5
4	9		4 Mark TAYLOR	Suzuki - Longhove Contracts	10	9:04.928	3.176	0.074	79.80	53.322	9
5	142		5 Chris KENT	Suzuki - More moto	10	9:11.091	9.339	6.163	78.90	53.722	2
6	86		6 Paul WITHERINGTON	Suzuki - P&R plumbing	10	9:11.262	9.510	0.171	78.88	53.858	5
7	19		7 Kevin LILLEY	Suzuki - Vanson Leathers	10	9:11.586	9.834	0.324	78.83	54.198	5
8	232	R	1 Matt WETHERELL	Suzuki - MSG Racing	10	9:11.779	10.027	0.193	78.81	54.350	7
9	56		8 Jamie INGHAM	Suzuki - Oadby motorcycle services	10	9:22.766	21.014	10.987	77.27	54.558	9
10	96		9 Dan HARRIS	Suzuki - HP Racing	10	9:25.231	23.479	2.465	76.93	55.147	8
11	69		10 Danny HUSKINSON	Suzuki - art of racing	10	9:25.842	24.090	0.611	76.85	55.430	8
12	13		11 Wil GREEN	Suzuki - Faith Fueled Racing	10	9:27.030	25.278	1.188	76.69	54.680	10
13	92		12 Michael JACKSON	Suzuki -	10	9:27.752	26.000	0.722	76.59	55.100	10
14	48		13 Shaun WALLIS	Suzuki - Watling Tyres	10	9:28.507	26.755	0.755	76.49	55.188	10
15	137		14 Charlie CRAWT	Suzuki - Pass Bike Motorcycle Training Ltd & Sublin	10	9:29.019	27.267	0.512	76.42	55.185	10
16	76		15 Phillip RODGERS	Suzuki - pinbadgelab.co.uk	10	9:29.117	27.365	0.098	76.40	54.862	8
17	17	R	2 Tommy DOWNES	Suzuki - Ray Gnarley/ MoreMoto	10	9:31.044	29.292	1.927	76.15	54.799	10
18	34	R	3 Daniel THOMAS	Suzuki -	10	9:31.082	29.330	0.038	76.14	54.807	10
19	5		16 Barry MANTELL	Suzuki - Swedish car connection	10	9:42.627	40.875	11.545	74.63	56.626	4
20	84		17 Ricardo BRANCO	Suzuki - IMP Racing	10	9:54.279	52.527	11.652	73.17	57.694	2
21	40	R	4 Simon WILKINSON	Suzuki - S P Wilkinson Engineering Ltd	9	9:09.124	1 Lap	1 Lap	71.27	59.534	2
22	0		18 Luke STANLEY	Suzuki - Urban Race Tribe	9	9:09.230	1 Lap	0.106	71.25	59.096	2
23	44		19 Tony PARKER	Suzuki - Emerald Elevators	9	9:10.344	1 Lap	1.114	71.11	59.006	9
24	51		20 Andrew DURANT	Suzuki -	9	9:11.031	1 Lap	0.687	71.02	59.585	2
25	415	R	5 Alan HENSBY	Suzuki -	9	9:21.611	1 Lap	10.580	69.68	1:00.689	8
26	43		21 Robert DAVIE	Suzuki -	9	9:22.720	1 Lap	1.109	69.55	1:00.788	9
27	6		22 Andrew FIRTH	Suzuki - LTRmotorcycles.co.uk	9	9:27.087	1 Lap	4.367	69.01	1:00.818	2
28	126		23 Damien LECHAUVE	Suzuki -	9	9:58.705	1 Lap	31.618	65.37	1:04.753	2
29	70	R	6 Vanessa GILLAM	Suzuki - No More Straps	8	10:05.899	2 Laps	1 Lap	57.41	1:11.894	2

NOT CLASSIFIED

DNF	74		Daniel SINGLETON	Suzuki - Bambino Developments Racing	6	5:28.684	4 Laps	2 Laps	79.38	53.232	5
DNF	20	R	Steve MALE	Suzuki -	3	3:52.969	7 Laps	3 Laps	55.99	1:13.981	2
DNF	159		Benn RIDGWELL	Suzuki -	0						

FASTEST LAP

	26		Glynn DAVIES	Suzuki -	10	52.642			82.60 mph	132.94 kph	
	232	R	Matt WETHERELL	Suzuki - MSG Racing	7	54.350			80.01 mph	128.76 kph	

Class - 92.5% of Race Speed = 74.24 mph
 Class R - 92.5% of Race Speed = 72.89 mph

Brands Hatch Indy
 Circuit Length = 1.2079 miles
 Start: 11:21 Flag 11:30 End: 11:31

Weather / Track : Cloudy / Dry

These results are provisional until the conclusion of any judicial and technical matters.

Clerk Of Course :	Timekeeper :
-------------------	--------------

Results can be found at www.tsl-timing.com

Printed - 11:33 Sunday, 10 March 2019



BMCRC - MRO Championships 2019 - Rnd 1 @ Brands Hatch Indy

MRO Minitwins & BMCRC Rookie Minitwins

RACE 1 - LAP CHART

LAP 1 @ 11:22:20.946		
NO	BEHIND	LAP TIME

126	25.389	1:04.753
70	41.730	1:11.894
20	45.379	1:13.981

LAP 3 @ 11:24:09.272		
NO	BEHIND	LAP TIME

78		54.079
9	0.136	53.900
26	0.508	54.252
184	0.586	54.528
74	1.155	54.532
142	1.236	54.402
86	1.713	54.374
19	2.879	54.377
232	3.078	54.420
69	6.027	55.774
96	9.222	56.573
13	9.289	56.684
92	9.694	55.368
137	9.760	56.018
76	10.517	55.767
56	10.617	55.618
48	11.278	56.791
5	12.232	57.062
34	12.273	56.468
17	12.566	57.917
84	13.977	58.203
0	19.650	1:00.361
40	20.251	59.831
51	22.636	1:00.796
44	23.946	1:00.423
415	26.974	1:03.189
43	27.081	1:01.968
6	28.460	1:03.821
126	38.416	1:07.106

LAP 4 @ 11:25:02.878		
NO	BEHIND	LAP TIME

78		53.606
9	0.430	53.900
184	0.890	53.910
74	1.118	53.569
26	1.173	54.271
142	2.760	55.130
86	3.369	55.262
232	4.292	54.820
19	4.319	55.046
70	1 Lap	1:13.633
69	8.708	56.287
96	11.727	56.111
13	11.795	56.112
92	11.938	55.850
137	12.030	55.876
56	12.232	55.221
76	12.455	55.544
20	1 Lap	1:14.913
48	13.647	55.975
17	14.602	55.642
34	14.762	56.095
5	15.252	56.626
84	18.318	57.947
40	26.936	1:00.291
0	27.021	1:00.977
51	29.327	1:00.297

44	31.257	1:00.917
43	35.254	1:01.779
415	35.595	1:02.227
6	36.810	1:01.956
126	50.249	1:05.439

LAP 5 @ 11:25:56.208		
NO	BEHIND	LAP TIME

78		53.330
9	0.465	53.365
184	0.814	53.254
74	1.020	53.232
26	1.167	53.324
142	3.582	54.152
86	3.897	53.858
19	5.187	54.198
232	5.327	54.365
69	11.828	56.450
56	14.287	55.385
96	14.399	56.002
13	14.657	56.192
92	15.077	56.469
76	15.208	56.083
137	15.315	56.615
48	16.751	56.434
17	19.346	58.074
34	19.377	57.945
5	19.931	58.009
84	23.500	58.512
70	1 Lap	1:13.563
40	34.489	1:00.883
0	34.518	1:00.827
51	36.221	1:00.224
44	37.904	59.977
43	43.336	1:01.412
415	43.666	1:01.401
6	45.384	1:01.904

LAP 6 @ 11:26:50.411		
NO	BEHIND	LAP TIME

78		54.203
9	0.720	54.458
74	0.789	53.972
26	0.997	54.033
184	1.396	54.785
142	4.020	54.641
86	4.559	54.865
19	5.670	54.686
232	5.893	54.769
126	1 Lap	1:05.845
69	13.977	56.352
56	15.028	54.944
96	15.513	55.317
13	15.600	55.146
92	16.016	55.142
76	16.058	55.053
137	16.859	55.747
48	18.672	56.124
17	21.806	56.663
34	21.970	56.796
5	22.949	57.221
84	28.599	59.302
0	41.503	1:01.188
40	41.666	1:01.380

51	42.952	1:00.934
44	43.045	59.344
70	1 Lap	1:16.306
43	50.186	1:01.053
415	50.515	1:01.052
6	52.283	1:01.102

LAP 7 @ 11:27:44.084		
NO	BEHIND	LAP TIME

78		53.673
26	0.602	53.278
9	0.622	53.575
184	1.236	53.513
142	5.017	54.670
86	5.577	54.691
19	6.449	54.452
232	6.570	54.350
69	16.620	56.316
56	16.851	55.496
96	17.550	55.710
13	19.959	58.032
76	20.171	57.786
92	20.459	58.116
137	20.509	57.323
48	21.297	56.298
126	1 Lap	1:06.835
17	24.218	56.085
34	24.264	55.967
5	26.662	57.386
84	35.287	1:00.361
40	48.260	1:00.267
0	48.507	1:00.677
51	49.441	1:00.162
44	49.523	1:00.151

LAP 8 @ 11:28:38.549		
NO	BEHIND	LAP TIME

26		53.863
78	0.274	54.739
184	1.194	54.423
9	1.397	55.240
415	1 Lap	1:01.547
43	1 Lap	1:02.261
142	5.555	55.003
86	6.097	54.985
19	6.464	54.480
232	6.675	54.570
6	1 Lap	1:03.076
56	17.236	54.850
70	2 Laps	1:15.432
69	17.585	55.430
96	18.232	55.147
13	20.407	54.913
76	20.568	54.862
92	21.165	55.171
137	21.940	55.896
48	22.090	55.258
17	24.843	55.090
34	24.921	55.122
5	29.271	57.074
126	1 Lap	1:05.201
84	39.886	59.064

LAP 9 @ 11:29:31.626		
NO	BEHIND	LAP TIME

26		53.077
40	1 Lap	59.761
0	1 Lap	59.576
78	0.702	53.505
184	1.572	53.455
9	1.642	53.322
51	1 Lap	1:00.271
44	1 Lap	1:00.247
142	7.229	54.751
86	7.878	54.858
232	7.962	54.364
19	8.114	54.727
415	1 Lap	1:00.689
43	1 Lap	1:01.590
6	1 Lap	1:01.769
56	18.717	54.558
69	20.224	55.716
96	20.502	55.347
13	23.240	55.910
92	23.542	55.454
76	23.816	56.325
48	24.209	55.196
137	24.724	55.861
17	27.135	55.369
34	27.165	55.321
5	34.574	58.380
70	2 Laps	1:15.140
126	1 Lap	1:04.895
84	45.819	59.010

LAP 10 @ 11:30:24.268		
NO	BEHIND	LAP TIME

26		52.642
78	0.993	52.933
184	3.102	54.172
9	3.176	54.176
40	1 Lap	59.535
0	1 Lap	59.579
44	1 Lap	59.006
51	1 Lap	59.751
142	9.339	54.752
86	9.510	54.274
19	9.834	54.362
232	10.027	54.707
415	1 Lap	1:00.965
43	1 Lap	1:00.788
56	21.014	54.939
96	23.479	55.619
69	24.090	56.508
13	25.278	54.680
6	1 Lap	1:02.064
92	26.000	55.100
48	26.755	55.188
137	27.267	55.185
76	27.365	56.191
17	29.292	54.799
34	29.330	54.807
5	40.875	58.943
84	52.527	59.350
126	1 Lap	1:05.318
70	2 Laps	1:17.418

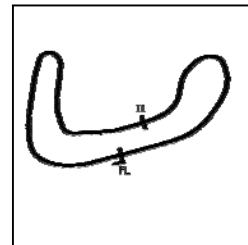
Weather / Track : Cloudy / Dry

Brands Hatch Indy
Circuit Length = 1.2079 miles
Start: 11:21 Flag 11:30 End: 11:31

BMCRC - MRO Championships 2019 - Rnd 1 @ Brands Hatch Indy

MRO Minitwins & BMCRC Rookie Minitwins

RACE 1 - SECTOR ANALYSIS



SECTOR 1 = FL to I1, SECTOR 2 = I1 to FL, DIFF = Difference To Personal Best Lap, P = Crossed Finish Line in Pit Lane, D = Time Disallowed

P1 26		Glynn DAVIES		Suzuki -		
IDEAL LAP TIME : 52.539		BEST LAP TIME : 52.642		DIFFERENCE : 0.103		
LAP	SECTOR 1	SECTOR 2	LAP TIME	MPH	DIFF	TIME OF DAY
1 -		21.409	58.836	73.91	6.194	11:22:21.352
2 -	32.579	21.597	54.176	80.26	1.534	11:23:15.528
3 -	32.831	21.421	54.252	80.15	1.610	11:24:09.780
4 -	32.368	21.903	54.271	80.12	1.629	11:25:04.051
5 -	32.102	21.222	53.324	81.55	0.682	11:25:57.375
6 -	32.746	21.287	54.033	80.48	1.391	11:26:51.408
7 -	31.959	21.319	53.278 (3)	81.62	0.636	11:27:44.686
8 -	32.536	21.327	53.863	80.73	1.221	11:28:38.549
9 -	31.317	21.760	53.077 (2)	81.93	0.435	11:29:31.626
10 -	31.398	21.244	52.642 (1)	82.60		11:30:24.268

P2 78		Keith POVAH		Suzuki - 78Plate.com ScreenPrinting/SubvertBoardstore.com		
IDEAL LAP TIME : 52.922		BEST LAP TIME : 52.933		DIFFERENCE : 0.011		
LAP	SECTOR 1	SECTOR 2	LAP TIME	MPH	DIFF	TIME OF DAY
1 -		21.460	58.471	74.37	5.538	11:22:20.987
2 -	32.656	21.550	54.206	80.22	1.273	11:23:15.193
3 -	32.823	21.256	54.079	80.41	1.146	11:24:09.272
4 -	32.416	21.190	53.606	81.12	0.673	11:25:02.878
5 -	32.170	21.160	53.330 (2)	81.54	0.397	11:25:56.208
6 -	32.741	21.462	54.203	80.22	1.270	11:26:50.411
7 -	32.463	21.210	53.673	81.02	0.740	11:27:44.084
8 -	33.162	21.577	54.739	79.44	1.806	11:28:38.823
9 -	31.919	21.586	53.505 (3)	81.27	0.572	11:29:32.328
10 -	31.930	21.003	52.933 (1)	82.15		11:30:25.261

P3 184		David TWYFORD		Suzuki -		
IDEAL LAP TIME : 53.155		BEST LAP TIME : 53.254		DIFFERENCE : 0.099		
LAP	SECTOR 1	SECTOR 2	LAP TIME	MPH	DIFF	TIME OF DAY
1 -		21.549	58.430	74.42	5.176	11:22:20.946
2 -	32.451	21.933	54.384	79.96	1.130	11:23:15.330
3 -	33.186	21.342	54.528	79.74	1.274	11:24:09.858
4 -			53.910	80.66	0.656	11:25:03.768
5 -	31.889	21.365	53.254 (1)	81.65		11:25:57.022
6 -	33.311	21.474	54.785	79.37	1.531	11:26:51.807
7 -	32.073	21.440	53.513 (3)	81.26	0.259	11:27:45.320
8 -			54.423	79.90	1.169	11:28:39.743
9 -	31.813	21.642	53.455 (2)	81.35	0.201	11:29:33.198
10 -	32.733	21.439	54.172	80.27	0.918	11:30:27.370

P4 9		Mark TAYLOR		Suzuki - Longhove Contracts		
IDEAL LAP TIME : 53.104		BEST LAP TIME : 53.322		DIFFERENCE : 0.218		
LAP	SECTOR 1	SECTOR 2	LAP TIME	MPH	DIFF	TIME OF DAY
1 -		21.602	59.387	73.22	6.065	11:22:21.903
2 -	32.062	21.543	53.605	81.12	0.283	11:23:15.508
3 -	32.594	21.306	53.900	80.67	0.578	11:24:09.408
4 -	32.572	21.328	53.900	80.67	0.578	11:25:03.308
5 -	32.026	21.339	53.365 (2)	81.48	0.043	11:25:56.673
6 -	32.908	21.550	54.458	79.85	1.136	11:26:51.131
7 -	32.131	21.444	53.575 (3)	81.16	0.253	11:27:44.706
8 -	33.788	21.452	55.240	78.72	1.918	11:28:39.946
9 -	31.798	21.524	53.322 (1)	81.55		11:29:33.268
10 -	32.808	21.368	54.176	80.26	0.854	11:30:27.444

P5 142		Chris KENT		Suzuki - More moto		
IDEAL LAP TIME : 53.722		BEST LAP TIME : 53.722		DIFFERENCE : 0.000		
LAP	SECTOR 1	SECTOR 2	LAP TIME	MPH	DIFF	TIME OF DAY

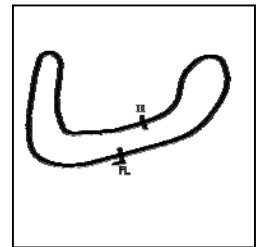
Weather / Track : Cloudy / Dry

Brands Hatch Indy
Circuit Length = 1.2079 miles
Start: 11:21 Flag 11:30 End: 11:31

BMCRC - MRO Championships 2019 - Rnd 1 @ Brands Hatch Indy

MRO Minitwins & BMCRC Rookie Minitwins

RACE 1 - SECTOR ANALYSIS



SECTOR 1 = FL to I1, SECTOR 2 = I1 to FL, DIFF = Difference To Personal Best Lap, P = Crossed Finish Line in Pit Lane, D = Time Disallowed

1 -		21.735	59.868	72.63	6.146	11:22:22.384
2 -	32.569	21.153	53.722 (1)	80.94		11:23:16.106
3 -	33.087	21.315	54.402 (3)	79.93	0.680	11:24:10.508
4 -	33.180	21.950	55.130	78.87	1.408	11:25:05.638
5 -	32.650	21.502	54.152 (2)	80.30	0.430	11:25:59.790
6 -	32.897	21.744	54.641	79.58	0.919	11:26:54.431
7 -	33.136	21.534	54.670	79.54	0.948	11:27:49.101
8 -	33.415	21.588	55.003	79.06	1.281	11:28:44.104
9 -	33.093	21.658	54.751	79.42	1.029	11:29:38.855
10 -	33.128	21.624	54.752	79.42	1.030	11:30:33.607

LAP	SECTOR 1	SECTOR 2	LAP TIME	MPH	DIFF	TIME OF DAY
-----	----------	----------	----------	-----	------	-------------

P6 86 Paul WITHERINGTON Suzuki - P&R plumbing
 IDEAL LAP TIME : 53.686 BEST LAP TIME : 53.858 DIFFERENCE : 0.172

1 -		21.613	1:00.031	72.43	6.173	11:22:22.547
2 -	32.761	21.303	54.064 (2)	80.43	0.206	11:23:16.611
3 -	33.017	21.357	54.374	79.97	0.516	11:24:10.985
4 -	33.558	21.704	55.262	78.69	1.404	11:25:06.247
5 -	32.383	21.475	53.858 (1)	80.74		11:26:00.105
6 -	32.967	21.898	54.865	79.26	1.007	11:26:54.970
7 -	32.850	21.841	54.691	79.51	0.833	11:27:49.661
8 -	33.098	21.887	54.985	79.08	1.127	11:28:44.646
9 -	33.326	21.532	54.858	79.27	1.000	11:29:39.504
10 -	32.691	21.583	54.274 (3)	80.12	0.416	11:30:33.778

LAP	SECTOR 1	SECTOR 2	LAP TIME	MPH	DIFF	TIME OF DAY
-----	----------	----------	----------	-----	------	-------------

P7 19 Kevin LILLEY Suzuki - Vanson Leathers
 IDEAL LAP TIME : 54.081 BEST LAP TIME : 54.198 DIFFERENCE : 0.117

1 -		21.866	1:00.823	71.49	6.625	11:22:23.339
2 -	32.964	21.471	54.435	79.88	0.237	11:23:17.774
3 -	32.948	21.429	54.377 (3)	79.97	0.179	11:24:12.151
4 -	32.872	22.174	55.046	78.99	0.848	11:25:07.197
5 -	32.652	21.546	54.198 (1)	80.23		11:26:01.395
6 -	32.787	21.899	54.686	79.51	0.488	11:26:56.081
7 -	32.875	21.577	54.452	79.86	0.254	11:27:50.533
8 -	32.907	21.573	54.480	79.82	0.282	11:28:45.013
9 -	33.282	21.445	54.727	79.45	0.529	11:29:39.740
10 -	32.819	21.543	54.362 (2)	79.99	0.164	11:30:34.102

LAP	SECTOR 1	SECTOR 2	LAP TIME	MPH	DIFF	TIME OF DAY
-----	----------	----------	----------	-----	------	-------------

P8 232 R Matt WETHERELL Suzuki - MSG Racing
 IDEAL LAP TIME : 54.100 BEST LAP TIME : 54.350 DIFFERENCE : 0.250

1 -		21.479	1:01.024	71.26	6.674	11:22:23.540
2 -	32.944	21.446	54.390	79.95	0.040	11:23:17.930
3 -	33.141	21.279	54.420	79.90	0.070	11:24:12.350
4 -	32.821	21.999	54.820	79.32	0.470	11:25:07.170
5 -	32.837	21.528	54.365 (3)	79.98	0.015	11:26:01.535
6 -	32.841	21.928	54.769	79.39	0.419	11:26:56.304
7 -	32.824	21.526	54.350 (1)	80.01		11:27:50.654
8 -	33.252	21.318	54.570	79.68	0.220	11:28:45.224
9 -	32.868	21.496	54.364 (2)	79.99	0.014	11:29:39.588
10 -	33.126	21.581	54.707	79.48	0.357	11:30:34.295

LAP	SECTOR 1	SECTOR 2	LAP TIME	MPH	DIFF	TIME OF DAY
-----	----------	----------	----------	-----	------	-------------

P9 56 Jamie INGHAM Suzuki - Oadby motorcycle services
 IDEAL LAP TIME : 54.558 BEST LAP TIME : 54.558 DIFFERENCE : 0.000

1 -		22.416	1:05.610	66.27	11.052	11:22:28.126
2 -	33.903	22.242	56.145	77.45	1.587	11:23:24.271
3 -	33.717	21.901	55.618	78.18	1.060	11:24:19.889
4 -	33.424	21.797	55.221	78.74	0.663	11:25:15.110

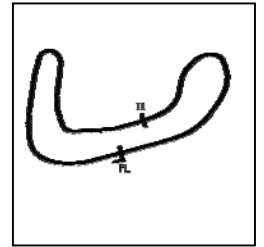
Weather / Track : Cloudy / Dry

Brands Hatch Indy
 Circuit Length = 1.2079 miles
 Start: 11:21 Flag 11:30 End: 11:31

BMCRC - MRO Championships 2019 - Rnd 1 @ Brands Hatch Indy

MRO Minitwins & BMCRC Rookie Minitwins

RACE 1 - SECTOR ANALYSIS



SECTOR 1 = FL to I1, SECTOR 2 = I1 to FL, DIFF = Difference To Personal Best Lap, P = Crossed Finish Line in Pit Lane, D = Time Disallowed

5 -	33.138	22.247	55.385	78.51	0.827	11:26:10.495
6 -	32.857	22.087	54.944	79.14	0.386	11:27:05.439
7 -	33.112	22.384	55.496	78.35	0.938	11:28:00.935
8 -	33.046	21.804	54.850 (2)	79.28	0.292	11:28:55.785
9 -	32.829	21.729	54.558 (1)	79.70		11:29:50.343
10 -	33.028	21.911	54.939 (3)	79.15	0.381	11:30:45.282

P10	96	Dan HARRIS	Suzuki - HP Racing
IDEAL LAP TIME : 55.147		BEST LAP TIME : 55.147	DIFFERENCE : 0.000

LAP	SECTOR 1	SECTOR 2	LAP TIME	MPH	DIFF	TIME OF DAY
1 -		22.661	1:02.913	69.12	7.766	11:22:25.429
2 -	33.839	22.653	56.492	76.97	1.345	11:23:21.921
3 -	33.958	22.615	56.573	76.86	1.426	11:24:18.494
4 -	33.559	22.552	56.111	77.50	0.964	11:25:14.605
5 -	33.528	22.474	56.002	77.65	0.855	11:26:10.607
6 -	33.151	22.166	55.317 (2)	78.61	0.170	11:27:05.924
7 -	33.164	22.546	55.710	78.05	0.563	11:28:01.634
8 -	32.998	22.149	55.147 (1)	78.85		11:28:56.781
9 -	33.142	22.205	55.347 (3)	78.56	0.200	11:29:52.128
10 -	33.119	22.500	55.619	78.18	0.472	11:30:47.747

P11	69	Danny HUSKINSON	Suzuki - art of racing
IDEAL LAP TIME : 55.410		BEST LAP TIME : 55.430	DIFFERENCE : 0.020

LAP	SECTOR 1	SECTOR 2	LAP TIME	MPH	DIFF	TIME OF DAY
1 -		21.865	1:00.666	71.68	5.236	11:22:23.182
2 -	34.210	22.133	56.343	77.18	0.913	11:23:19.525
3 -	33.743	22.031	55.774 (3)	77.96	0.344	11:24:15.299
4 -	33.846	22.441	56.287	77.25	0.857	11:25:11.586
5 -	34.156	22.294	56.450	77.03	1.020	11:26:08.036
6 -	34.032	22.320	56.352	77.16	0.922	11:27:04.388
7 -	33.823	22.493	56.316	77.21	0.886	11:28:00.704
8 -	33.568	21.862	55.430 (1)	78.45		11:28:56.134
9 -	33.548	22.168	55.716 (2)	78.04	0.286	11:29:51.850
10 -	33.999	22.509	56.508	76.95	1.078	11:30:48.358

P12	13	Wii GREEN	Suzuki - Faith Fueled Racing
IDEAL LAP TIME : 54.680		BEST LAP TIME : 54.680	DIFFERENCE : 0.000

LAP	SECTOR 1	SECTOR 2	LAP TIME	MPH	DIFF	TIME OF DAY
1 -		22.561	1:02.968	69.06	8.288	11:22:25.484
2 -	34.156	22.237	56.393	77.11	1.713	11:23:21.877
3 -	34.142	22.542	56.684	76.71	2.004	11:24:18.561
4 -	33.711	22.401	56.112	77.49	1.432	11:25:14.673
5 -	33.820	22.372	56.192	77.38	1.512	11:26:10.865
6 -	33.321	21.825	55.146 (3)	78.85	0.466	11:27:06.011
7 -	33.736	24.296	58.032	74.93	3.352	11:28:04.043
8 -	33.069	21.844	54.913 (2)	79.19	0.233	11:28:58.956
9 -	33.667	22.243	55.910	77.77	1.230	11:29:54.866
10 -	33.015	21.665	54.680 (1)	79.52		11:30:49.546

P13	92	Michael JACKSON	Suzuki -
IDEAL LAP TIME : 55.056		BEST LAP TIME : 55.100	DIFFERENCE : 0.044

LAP	SECTOR 1	SECTOR 2	LAP TIME	MPH	DIFF	TIME OF DAY
1 -		22.991	1:04.785	67.12	9.685	11:22:27.301
2 -	33.891	22.406	56.297	77.24	1.197	11:23:23.598
3 -	33.297	22.071	55.368	78.54	0.268	11:24:18.966
4 -	33.460	22.390	55.850	77.86	0.750	11:25:14.816
5 -	34.098	22.371	56.469	77.00	1.369	11:26:11.285
6 -	33.113	22.029	55.142 (2)	78.86	0.042	11:27:06.427
7 -	34.509	23.607	58.116	74.82	3.016	11:28:04.543
8 -	33.228	21.943	55.171 (3)	78.82	0.071	11:28:59.714

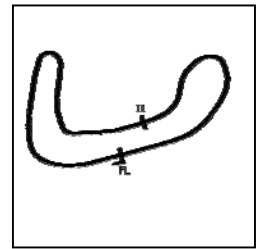
Weather / Track : Cloudy / Dry

Brands Hatch Indy
Circuit Length = 1.2079 miles
Start: 11:21 Flag 11:30 End: 11:31

BMCRC - MRO Championships 2019 - Rnd 1 @ Brands Hatch Indy

MRO Minitwins & BMCRC Rookie Minitwins

RACE 1 - SECTOR ANALYSIS



SECTOR 1 = FL to I1, SECTOR 2 = I1 to FL, DIFF = Difference To Personal Best Lap, P = Crossed Finish Line in Pit Lane, D = Time Disallowed

9 - 33.129 22.325 55.454 78.41 0.354 11:29:55.168
10 - 33.156 21.944 55.100 (1) 78.92 11:30:50.268

P14 48		Shaun WALLIS		Suzuki - Watling Tyres		
IDEAL LAP TIME : 55.045		BEST LAP TIME : 55.188		DIFFERENCE : 0.143		
LAP	SECTOR 1	SECTOR 2	LAP TIME	MPH	DIFF	TIME OF DAY
1 -		22.851	1:03.839	68.11	8.651	11:22:26.355
2 -	34.659	22.745	57.404	75.75	2.216	11:23:23.759
3 -	34.604	22.187	56.791	76.57	1.603	11:24:20.550
4 -	33.888	22.087	55.975	77.68	0.787	11:25:16.525
5 -	34.126	22.308	56.434	77.05	1.246	11:26:12.959
6 -	33.943	22.181	56.124	77.48	0.936	11:27:09.083
7 -	33.680	22.618	56.298	77.24	1.110	11:28:05.381
8 -	33.244	22.014	55.258 (3)	78.69	0.070	11:29:00.639
9 -	33.313	21.883	55.196 (2)	78.78	0.008	11:29:55.835
10 -	33.387	21.801	55.188 (1)	78.79		11:30:51.023

P15 137		Charlie CRAWT		Suzuki - Pass Bike Motorcycle Training Ltd & Sublime Designs		
IDEAL LAP TIME : 55.177		BEST LAP TIME : 55.185		DIFFERENCE : 0.008		
LAP	SECTOR 1	SECTOR 2	LAP TIME	MPH	DIFF	TIME OF DAY
1 -		22.601	1:03.895	68.05	8.710	11:22:26.411
2 -	33.854	22.749	56.603	76.82	1.418	11:23:23.014
3 -	33.544	22.474	56.018	77.62	0.833	11:24:19.032
4 -	33.823	22.053	55.876	77.82	0.691	11:25:14.908
5 -	34.183	22.432	56.615	76.81	1.430	11:26:11.523
6 -	33.776	21.971	55.747 (2)	78.00	0.562	11:27:07.270
7 -	33.782	23.541	57.323	75.86	2.138	11:28:04.593
8 -	33.262	22.634	55.896	77.79	0.711	11:29:00.489
9 -	33.686	22.175	55.861 (3)	77.84	0.676	11:29:56.350
10 -	33.270	21.915	55.185 (1)	78.80		11:30:51.535

P16 76		Phillip RODGERS		Suzuki - pinbadgelab.co.uk		
IDEAL LAP TIME : 54.862		BEST LAP TIME : 54.862		DIFFERENCE : 0.000		
LAP	SECTOR 1	SECTOR 2	LAP TIME	MPH	DIFF	TIME OF DAY
1 -		22.444	1:04.623	67.29	9.761	11:22:27.139
2 -	34.665	22.218	56.883	76.44	2.021	11:23:24.022
3 -	33.740	22.027	55.767	77.97	0.905	11:24:19.789
4 -	33.616	21.928	55.544 (3)	78.29	0.682	11:25:15.333
5 -	33.617	22.466	56.083	77.53	1.221	11:26:11.416
6 -	33.289	21.764	55.053 (2)	78.98	0.191	11:27:06.469
7 -	33.538	24.248	57.786	75.25	2.924	11:28:04.255
8 -	33.126	21.736	54.862 (1)	79.26		11:28:59.117
9 -	33.944	22.381	56.325	77.20	1.463	11:29:55.442
10 -	33.911	22.280	56.191	77.38	1.329	11:30:51.633

P17 17 R		Tommy DOWNES		Suzuki - Ray Gnarley/ MoreMoto		
IDEAL LAP TIME : 54.794		BEST LAP TIME : 54.799		DIFFERENCE : 0.005		
LAP	SECTOR 1	SECTOR 2	LAP TIME	MPH	DIFF	TIME OF DAY
1 -		22.664	1:04.106	67.83	9.307	11:22:26.622
2 -	34.788	22.511	57.299	75.89	2.500	11:23:23.921
3 -	35.674	22.243	57.917	75.08	3.118	11:24:21.838
4 -	33.768	21.874	55.642	78.15	0.843	11:25:17.480
5 -	35.522	22.552	58.074	74.88	3.275	11:26:15.554
6 -	34.444	22.219	56.663	76.74	1.864	11:27:12.217
7 -	33.354	22.731	56.085	77.53	1.286	11:28:08.302
8 -	32.975	22.115	55.090 (2)	78.93	0.291	11:29:03.392
9 -	33.237	22.132	55.369 (3)	78.53	0.570	11:29:58.761
10 -	32.980	21.819	54.799 (1)	79.35		11:30:53.560

Weather / Track : Cloudy / Dry

Brands Hatch Indy
 Circuit Length = 1.2079 miles
 Start: 11:21 Flag 11:30 End: 11:31

BMCRC - MRO Championships 2019 - Rnd 1 @ Brands Hatch Indy

MRO Minitwins & BMCRC Rookie Minitwins

RACE 1 - SECTOR ANALYSIS



SECTOR 1 = FL to I1, SECTOR 2 = I1 to FL, DIFF = Difference To Personal Best Lap, P = Crossed Finish Line in Pit Lane, D = Time Disallowed

P18 34 R Daniel THOMAS		Suzuki -				
IDEAL LAP TIME : 54.807		BEST LAP TIME : 54.807		DIFFERENCE : 0.000		
LAP	SECTOR 1	SECTOR 2	LAP TIME	MPH	DIFF	TIME OF DAY
1 -		22.814	1:05.137	66.76	10.330	11:22:27.653
2 -	35.019	22.405	57.424	75.72	2.617	11:23:25.077
3 -	34.408	22.060	56.468	77.01	1.661	11:24:21.545
4 -	34.152	21.943	56.095	77.52	1.288	11:25:17.640
5 -	35.718	22.227	57.945	75.04	3.138	11:26:15.585
6 -	34.471	22.325	56.796	76.56	1.989	11:27:12.381
7 -	33.340	22.627	55.967	77.69	1.160	11:28:08.348
8 -	33.350	21.772	55.122 (2)	78.89	0.315	11:29:03.470
9 -	33.382	21.939	55.321 (3)	78.60	0.514	11:29:58.791
10 -	33.120	21.687	54.807 (1)	79.34		11:30:53.598

P19 5 Barry MANTELL		Suzuki - Swedish car connection				
IDEAL LAP TIME : 56.290		BEST LAP TIME : 56.626		DIFFERENCE : 0.336		
LAP	SECTOR 1	SECTOR 2	LAP TIME	MPH	DIFF	TIME OF DAY
1 -		22.386	1:05.035	66.86	8.409	11:22:27.551
2 -	34.340	22.551	56.891 (2)	76.43	0.265	11:23:24.442
3 -	34.546	22.516	57.062 (3)	76.20	0.436	11:24:21.504
4 -	34.391	22.235	56.626 (1)	76.79		11:25:18.130
5 -	35.380	22.629	58.009	74.96	1.383	11:26:16.139
6 -	34.693	22.528	57.221	75.99	0.595	11:27:13.360
7 -	34.597	22.789	57.386	75.77	0.760	11:28:10.746
8 -	34.055	23.019	57.074	76.19	0.448	11:29:07.820
9 -	34.639	23.741	58.380	74.48	1.754	11:30:06.200
10 -	35.004	23.939	58.943	73.77	2.317	11:31:05.143

P20 84 Ricardo BRANCO		Suzuki - IMP Racing				
IDEAL LAP TIME : 57.484		BEST LAP TIME : 57.694		DIFFERENCE : 0.210		
LAP	SECTOR 1	SECTOR 2	LAP TIME	MPH	DIFF	TIME OF DAY
1 -		23.107	1:04.836	67.07	7.142	11:22:27.352
2 -	35.111	22.583	57.694 (1)	75.37		11:23:25.046
3 -	35.375	22.828	58.203 (3)	74.71	0.509	11:24:23.249
4 -	34.901	23.046	57.947 (2)	75.04	0.253	11:25:21.196
5 -	35.241	23.271	58.512	74.31	0.818	11:26:19.708
6 -	35.709	23.593	59.302	73.32	1.608	11:27:19.010
7 -	36.641	23.720	1:00.361	72.04	2.667	11:28:19.371
8 -	35.885	23.179	59.064	73.62	1.370	11:29:18.435
9 -	35.615	23.395	59.010	73.69	1.316	11:30:17.445
10 -	35.848	23.502	59.350	73.27	1.656	11:31:16.795

P21 40 R Simon WILKINSON		Suzuki - S P Wilkinson Engineering Ltd				
IDEAL LAP TIME : 59.332		BEST LAP TIME : 59.534		DIFFERENCE : 0.202		
LAP	SECTOR 1	SECTOR 2	LAP TIME	MPH	DIFF	TIME OF DAY
1 -		23.496	1:07.642	64.28	8.108	11:22:30.158
2 -	35.991	23.543	59.534 (1)	73.04		11:23:29.692
3 -	36.490	23.341	59.831	72.68	0.297	11:24:29.523
4 -	36.663	23.628	1:00.291	72.12	0.757	11:25:29.814
5 -	37.031	23.852	1:00.883	71.42	1.349	11:26:30.697
6 -	37.224	24.156	1:01.380	70.84	1.846	11:27:32.077
7 -	36.419	23.848	1:00.267	72.15	0.733	11:28:32.344
8 -	36.310	23.451	59.761 (3)	72.76	0.227	11:29:32.105
9 -	36.112	23.423	59.535 (2)	73.04	0.001	11:30:31.640

P22 0 Luke STANLEY		Suzuki - Urban Race Tribe				
IDEAL LAP TIME : 59.096		BEST LAP TIME : 59.096		DIFFERENCE : 0.000		
LAP	SECTOR 1	SECTOR 2	LAP TIME	MPH	DIFF	TIME OF DAY
1 -		23.157	1:06.949	64.95	7.853	11:22:29.465

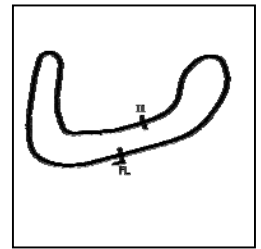
Weather / Track : Cloudy / Dry

Brands Hatch Indy
Circuit Length = 1.2079 miles
Start: 11:21 Flag 11:30 End: 11:31

BMCRC - MRO Championships 2019 - Rnd 1 @ Brands Hatch Indy

MRO Minitwins & BMCRC Rookie Minitwins

RACE 1 - SECTOR ANALYSIS



SECTOR 1 = FL to I1, SECTOR 2 = I1 to FL, DIFF = Difference To Personal Best Lap, P = Crossed Finish Line in Pit Lane, D = Time Disallowed

Lap	Best Lap	Personal Best	Diff	MPH	Time of Day
2 -	36.187	22.909	59.096 (1)	73.58	11:23:28.561
3 -	36.885	23.476	1:00.361	72.04	1:265 11:24:28.922
4 -	37.536	23.441	1:00.977	71.31	1.881 11:25:29.899
5 -	36.877	23.950	1:00.827	71.49	1.731 11:26:30.726
6 -	37.344	23.844	1:01.188	71.06	2.092 11:27:31.914
7 -	36.683	23.994	1:00.677	71.66	1.581 11:28:32.591
8 -	36.211	23.365	59.576 (2)	72.99	0.480 11:29:32.167
9 -	36.549	23.030	59.579 (3)	72.98	0.483 11:30:31.746

P23 44		Tony PARKER		Suzuki - Emerald Elevators		
IDEAL LAP TIME : 59.006		BEST LAP TIME : 59.006		DIFFERENCE : 0.000		
LAP	SECTOR 1	SECTOR 2	LAP TIME	MPH	DIFF	TIME OF DAY
1 -		24.187	1:08.838	63.17	9.832	11:22:31.354
2 -	37.429	24.012	1:01.441	70.77	2.435	11:23:32.795
3 -	36.304	24.119	1:00.423	71.96	1.417	11:24:33.218
4 -	37.044	23.873	1:00.917	71.38	1.911	11:25:34.135
5 -	36.256	23.721	59.977 (3)	72.50	0.971	11:26:34.112
6 -	35.803	23.541	59.344 (2)	73.27	0.338	11:27:33.456
7 -	36.274	23.877	1:00.151	72.29	1.145	11:28:33.607
8 -	36.237	24.010	1:00.247	72.17	1.241	11:29:33.854
9 -	35.713	23.293	59.006 (1)	73.69		11:30:32.860

P24 51		Andrew DURANT		Suzuki -		
IDEAL LAP TIME : 59.457		BEST LAP TIME : 59.585		DIFFERENCE : 0.128		
LAP	SECTOR 1	SECTOR 2	LAP TIME	MPH	DIFF	TIME OF DAY
1 -		23.925	1:09.011	63.01	9.426	11:22:31.527
2 -	36.247	23.338	59.585 (1)	72.98		11:23:31.112
3 -	37.094	23.702	1:00.796	71.52	1.211	11:24:31.908
4 -	36.632	23.665	1:00.297	72.11	0.712	11:25:32.205
5 -	36.533	23.691	1:00.224	72.20	0.639	11:26:32.429
6 -	37.185	23.749	1:00.934	71.36	1.349	11:27:33.363
7 -	36.244	23.918	1:00.162 (3)	72.28	0.577	11:28:33.525
8 -	36.119	24.152	1:00.271	72.15	0.686	11:29:33.796
9 -	36.211	23.540	59.751 (2)	72.77	0.166	11:30:33.547

P25 415 R		Alan HENSBY		Suzuki -		
IDEAL LAP TIME : 1:00.619		BEST LAP TIME : 1:00.689		DIFFERENCE : 0.070		
LAP	SECTOR 1	SECTOR 2	LAP TIME	MPH	DIFF	TIME OF DAY
1 -		23.806	1:09.349	62.70	8.660	11:22:31.865
2 -	37.192	24.000	1:01.192	71.06	0.503	11:23:33.057
3 -	38.833	24.356	1:03.189	68.81	2.500	11:24:36.246
4 -	38.295	23.932	1:02.227	69.88	1.538	11:25:38.473
5 -	37.907	23.494	1:01.401	70.82	0.712	11:26:39.874
6 -	37.170	23.882	1:01.052 (3)	71.22	0.363	11:27:40.926
7 -	37.886	23.661	1:01.547	70.65	0.858	11:28:42.473
8 -	37.240	23.449	1:00.689 (1)	71.65		11:29:43.162
9 -	37.251	23.714	1:00.965 (2)	71.32	0.276	11:30:44.127

P26 43		Robert DAVIE		Suzuki -		
IDEAL LAP TIME : 1:00.634		BEST LAP TIME : 1:00.788		DIFFERENCE : 0.154		
LAP	SECTOR 1	SECTOR 2	LAP TIME	MPH	DIFF	TIME OF DAY
1 -		23.925	1:10.809	61.41	10.021	11:22:33.325
2 -	37.712	23.348	1:01.060 (3)	71.21	0.272	11:23:34.385
3 -	37.847	24.121	1:01.968	70.17	1.180	11:24:36.353
4 -	37.647	24.132	1:01.779	70.38	0.991	11:25:38.132
5 -	37.621	23.791	1:01.412	70.81	0.624	11:26:39.544
6 -	37.297	23.756	1:01.053 (2)	71.22	0.265	11:27:40.597
7 -	37.754	24.507	1:02.261	69.84	1.473	11:28:42.858
8 -	37.773	23.817	1:01.590	70.60	0.802	11:29:44.448
9 -	37.286	23.502	1:00.788 (1)	71.53		11:30:45.236

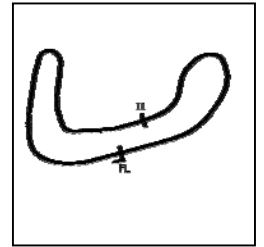
Weather / Track : Cloudy / Dry

Brands Hatch Indy
Circuit Length = 1.2079 miles
Start: 11:21 Flag 11:30 End: 11:31

BMCRC - MRO Championships 2019 - Rnd 1 @ Brands Hatch Indy

MRO Minitwins & BMCRC Rookie Minitwins

RACE 1 - SECTOR ANALYSIS



SECTOR 1 = FL to I1, SECTOR 2 = I1 to FL, DIFF = Difference To Personal Best Lap, P = Crossed Finish Line in Pit Lane, D = Time Disallowed

P27 6		Andrew FIRTH		Suzuki - LTRmotorcycles.co.uk		
IDEAL LAP TIME : 1:00.818		BEST LAP TIME : 1:00.818		DIFFERENCE : 0.000		
LAP	SECTOR 1	SECTOR 2	LAP TIME	MPH	DIFF	TIME OF DAY
1 -		24.200	1:10.577	61.61	9.759	11:22:33.093
2 -	37.049	23.769	1:00.818 (1)	71.50		11:23:33.911
3 -	38.729	25.092	1:03.821	68.13	3.003	11:24:37.732
4 -	37.855	24.101	1:01.956	70.18	1.138	11:25:39.688
5 -	37.514	24.390	1:01.904	70.24	1.086	11:26:41.592
6 -	37.205	23.897	1:01.102 (2)	71.16	0.284	11:27:42.694
7 -	38.580	24.496	1:03.076	68.94	2.258	11:28:45.770
8 -	37.271	24.498	1:01.769 (3)	70.40	0.951	11:29:47.539
9 -	37.404	24.660	1:02.064	70.06	1.246	11:30:49.603

P28 126		Damien LECHAUVE		Suzuki -		
IDEAL LAP TIME : 1:04.657		BEST LAP TIME : 1:04.753		DIFFERENCE : 0.096		
LAP	SECTOR 1	SECTOR 2	LAP TIME	MPH	DIFF	TIME OF DAY
1 -		25.706	1:13.313	59.31	8.560	11:22:35.829
2 -	38.951	25.802	1:04.753 (1)	67.15		11:23:40.582
3 -	40.548	26.558	1:07.106	64.80	2.353	11:24:47.688
4 -	39.587	25.852	1:05.439	66.45	0.686	11:25:53.127
5 -	39.542	26.303	1:05.845	66.04	1.092	11:26:58.972
6 -	40.054	26.781	1:06.835	65.06	2.082	11:28:05.807
7 -	39.215	25.986	1:05.201 (3)	66.69	0.448	11:29:11.008
8 -	39.089	25.806	1:04.895 (2)	67.00	0.142	11:30:15.903
9 -	39.457	25.861	1:05.318	66.57	0.565	11:31:21.221

P29 70 R		Vanessa GILLAM		Suzuki - No More Straps		
IDEAL LAP TIME : 1:11.894		BEST LAP TIME : 1:11.894		DIFFERENCE : 0.000		
LAP	SECTOR 1	SECTOR 2	LAP TIME	MPH	DIFF	TIME OF DAY
1 -		28.813	1:22.513	52.70	10.619	11:22:45.029
2 -	43.766	28.128	1:11.894 (1)	60.48		11:23:56.923
3 -	45.282	28.351	1:13.633 (3)	59.05	1.739	11:25:10.556
4 -	44.533	29.030	1:13.563 (2)	59.11	1.669	11:26:24.119
5 -	47.032	29.274	1:16.306	56.98	4.412	11:27:40.425
6 -	46.362	29.070	1:15.432	57.64	3.538	11:28:55.857
7 -	46.193	28.947	1:15.140	57.87	3.246	11:30:10.997
8 -	46.800	30.618	1:17.418	56.17	5.524	11:31:28.415

P30 74		Daniel SINGLETON		Suzuki - Bambino Developments Racing		
IDEAL LAP TIME : 53.232		BEST LAP TIME : 53.232		DIFFERENCE : 0.000		
LAP	SECTOR 1	SECTOR 2	LAP TIME	MPH	DIFF	TIME OF DAY
1 -		21.636	59.350	73.27	6.118	11:22:21.866
2 -	32.286	21.743	54.029	80.48	0.797	11:23:15.895
3 -	32.969	21.563	54.532	79.74	1.300	11:24:10.427
4 -	31.986	21.583	53.569 (2)	81.17	0.337	11:25:03.996
5 -	31.813	21.419	53.232 (1)	81.69		11:25:57.228
6 -	32.493	21.479	53.972 (3)	80.57	0.740	11:26:51.200

P31 20 R		Steve MALE		Suzuki -		
IDEAL LAP TIME :		BEST LAP TIME : 1:13.981		DIFFERENCE :		
LAP	SECTOR 1	SECTOR 2	LAP TIME	MPH	DIFF	TIME OF DAY
1 -			1:24.075	51.72	10.094	11:22:46.591
2 -			1:13.981 (1)	58.78		11:24:00.572
3 -			1:14.913 (2)	58.04	0.932	11:25:15.485

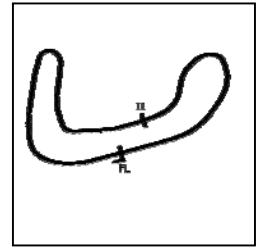
Weather / Track : Cloudy / Dry

Brands Hatch Indy
Circuit Length = 1.2079 miles
Start: 11:21 Flag 11:30 End: 11:31

BMCRC - MRO Championships 2019 - Rnd 1 @ Brands Hatch Indy

MRO Minitwins & BMCRC Rookie Minitwins

RACE 1 - SECTOR ANALYSIS



SECTOR 1 = FL to I1, SECTOR 2 = I1 to FL, DIFF = Difference To Personal Best Lap, P = Crossed Finish Line in Pit Lane, D = Time Disallowed

P1 26		Glynn DAVIES		Suzuki -		
IDEAL LAP TIME : 52.539		BEST LAP TIME : 52.642		DIFFERENCE : 0.103		
LAP	SECTOR 1	SECTOR 2	LAP TIME	MPH	DIFF	TIME OF DAY
1 -		21.409	58.836	73.91	6.194	11:22:21.352
2 -	32.579	21.597	54.176	80.26	1.534	11:23:15.528
3 -	32.831	21.421	54.252	80.15	1.610	11:24:09.780
4 -	32.368	21.903	54.271	80.12	1.629	11:25:04.051
5 -	32.102	21.222	53.324	81.55	0.682	11:25:57.375
6 -	32.746	21.287	54.033	80.48	1.391	11:26:51.408
7 -	31.959	21.319	53.278 (3)	81.62	0.636	11:27:44.686
8 -	32.536	21.327	53.863	80.73	1.221	11:28:38.549
9 -	31.317	21.760	53.077 (2)	81.93	0.435	11:29:31.626
10 -	31.398	21.244	52.642 (1)	82.60		11:30:24.268

P2 78		Keith POVAH		Suzuki - 78Plate.com ScreenPrinting/SubvertBoardstore.com		
IDEAL LAP TIME : 52.922		BEST LAP TIME : 52.933		DIFFERENCE : 0.011		
LAP	SECTOR 1	SECTOR 2	LAP TIME	MPH	DIFF	TIME OF DAY
1 -		21.460	58.471	74.37	5.538	11:22:20.987
2 -	32.656	21.550	54.206	80.22	1.273	11:23:15.193
3 -	32.823	21.256	54.079	80.41	1.146	11:24:09.272
4 -	32.416	21.190	53.606	81.12	0.673	11:25:02.878
5 -	32.170	21.160	53.330 (2)	81.54	0.397	11:25:56.208
6 -	32.741	21.462	54.203	80.22	1.270	11:26:50.411
7 -	32.463	21.210	53.673	81.02	0.740	11:27:44.084
8 -	33.162	21.577	54.739	79.44	1.806	11:28:38.823
9 -	31.919	21.586	53.505 (3)	81.27	0.572	11:29:32.328
10 -	31.930	21.003	52.933 (1)	82.15		11:30:25.261

P3 184		David TWYFORD		Suzuki -		
IDEAL LAP TIME : 53.155		BEST LAP TIME : 53.254		DIFFERENCE : 0.099		
LAP	SECTOR 1	SECTOR 2	LAP TIME	MPH	DIFF	TIME OF DAY
1 -		21.549	58.430	74.42	5.176	11:22:20.946
2 -	32.451	21.933	54.384	79.96	1.130	11:23:15.330
3 -	33.186	21.342	54.528	79.74	1.274	11:24:09.858
4 -			53.910	80.66	0.656	11:25:03.768
5 -	31.889	21.365	53.254 (1)	81.65		11:25:57.022
6 -	33.311	21.474	54.785	79.37	1.531	11:26:51.807
7 -	32.073	21.440	53.513 (3)	81.26	0.259	11:27:45.320
8 -			54.423	79.90	1.169	11:28:39.743
9 -	31.813	21.642	53.455 (2)	81.35	0.201	11:29:33.198
10 -	32.733	21.439	54.172	80.27	0.918	11:30:27.370

P4 9		Mark TAYLOR		Suzuki - Longhove Contracts		
IDEAL LAP TIME : 53.104		BEST LAP TIME : 53.322		DIFFERENCE : 0.218		
LAP	SECTOR 1	SECTOR 2	LAP TIME	MPH	DIFF	TIME OF DAY
1 -		21.602	59.387	73.22	6.065	11:22:21.903
2 -	32.062	21.543	53.605	81.12	0.283	11:23:15.508
3 -	32.594	21.306	53.900	80.67	0.578	11:24:09.408
4 -	32.572	21.328	53.900	80.67	0.578	11:25:03.308
5 -	32.026	21.339	53.365 (2)	81.48	0.043	11:25:56.673
6 -	32.908	21.550	54.458	79.85	1.136	11:26:51.131
7 -	32.131	21.444	53.575 (3)	81.16	0.253	11:27:44.706
8 -	33.788	21.452	55.240	78.72	1.918	11:28:39.946
9 -	31.798	21.524	53.322 (1)	81.55		11:29:33.268
10 -	32.808	21.368	54.176	80.26	0.854	11:30:27.444

P5 142		Chris KENT		Suzuki - More moto		
IDEAL LAP TIME : 53.722		BEST LAP TIME : 53.722		DIFFERENCE : 0.000		
LAP	SECTOR 1	SECTOR 2	LAP TIME	MPH	DIFF	TIME OF DAY
1 -						
2 -						
3 -						
4 -						
5 -						
6 -						
7 -						
8 -						
9 -						
10 -						

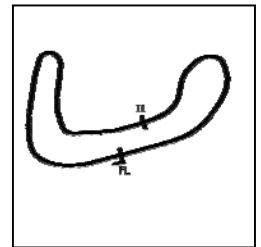
Weather / Track : Cloudy / Dry

Brands Hatch Indy
Circuit Length = 1.2079 miles
Start: 11:21 Flag 11:30 End: 11:31

BMCRC - MRO Championships 2019 - Rnd 1 @ Brands Hatch Indy

MRO Minitwins & BMCRC Rookie Minitwins

RACE 1 - SECTOR ANALYSIS



SECTOR 1 = FL to I1, SECTOR 2 = I1 to FL, DIFF = Difference To Personal Best Lap, P = Crossed Finish Line in Pit Lane, D = Time Disallowed

1 -		21.735	59.868	72.63	6.146	11:22:22.384
2 -	32.569	21.153	53.722 (1)	80.94		11:23:16.106
3 -	33.087	21.315	54.402 (3)	79.93	0.680	11:24:10.508
4 -	33.180	21.950	55.130	78.87	1.408	11:25:05.638
5 -	32.650	21.502	54.152 (2)	80.30	0.430	11:25:59.790
6 -	32.897	21.744	54.641	79.58	0.919	11:26:54.431
7 -	33.136	21.534	54.670	79.54	0.948	11:27:49.101
8 -	33.415	21.588	55.003	79.06	1.281	11:28:44.104
9 -	33.093	21.658	54.751	79.42	1.029	11:29:38.855
10 -	33.128	21.624	54.752	79.42	1.030	11:30:33.607

LAP	SECTOR 1	SECTOR 2	LAP TIME	MPH	DIFF	TIME OF DAY
-----	----------	----------	----------	-----	------	-------------

P6 86 Paul WITHERINGTON Suzuki - P&R plumbing
 IDEAL LAP TIME : 53.686 BEST LAP TIME : 53.858 DIFFERENCE : 0.172

1 -		21.613	1:00.031	72.43	6.173	11:22:22.547
2 -	32.761	21.303	54.064 (2)	80.43	0.206	11:23:16.611
3 -	33.017	21.357	54.374	79.97	0.516	11:24:10.985
4 -	33.558	21.704	55.262	78.69	1.404	11:25:06.247
5 -	32.383	21.475	53.858 (1)	80.74		11:26:00.105
6 -	32.967	21.898	54.865	79.26	1.007	11:26:54.970
7 -	32.850	21.841	54.691	79.51	0.833	11:27:49.661
8 -	33.098	21.887	54.985	79.08	1.127	11:28:44.646
9 -	33.326	21.532	54.858	79.27	1.000	11:29:39.504
10 -	32.691	21.583	54.274 (3)	80.12	0.416	11:30:33.778

LAP	SECTOR 1	SECTOR 2	LAP TIME	MPH	DIFF	TIME OF DAY
-----	----------	----------	----------	-----	------	-------------

P7 19 Kevin LILLEY Suzuki - Vanson Leathers
 IDEAL LAP TIME : 54.081 BEST LAP TIME : 54.198 DIFFERENCE : 0.117

1 -		21.866	1:00.823	71.49	6.625	11:22:23.339
2 -	32.964	21.471	54.435	79.88	0.237	11:23:17.774
3 -	32.948	21.429	54.377 (3)	79.97	0.179	11:24:12.151
4 -	32.872	22.174	55.046	78.99	0.848	11:25:07.197
5 -	32.652	21.546	54.198 (1)	80.23		11:26:01.395
6 -	32.787	21.899	54.686	79.51	0.488	11:26:56.081
7 -	32.875	21.577	54.452	79.86	0.254	11:27:50.533
8 -	32.907	21.573	54.480	79.82	0.282	11:28:45.013
9 -	33.282	21.445	54.727	79.45	0.529	11:29:39.740
10 -	32.819	21.543	54.362 (2)	79.99	0.164	11:30:34.102

LAP	SECTOR 1	SECTOR 2	LAP TIME	MPH	DIFF	TIME OF DAY
-----	----------	----------	----------	-----	------	-------------

P8 232 R Matt WETHERELL Suzuki - MSG Racing
 IDEAL LAP TIME : 54.100 BEST LAP TIME : 54.350 DIFFERENCE : 0.250

1 -		21.479	1:01.024	71.26	6.674	11:22:23.540
2 -	32.944	21.446	54.390	79.95	0.040	11:23:17.930
3 -	33.141	21.279	54.420	79.90	0.070	11:24:12.350
4 -	32.821	21.999	54.820	79.32	0.470	11:25:07.170
5 -	32.837	21.528	54.365 (3)	79.98	0.015	11:26:01.535
6 -	32.841	21.928	54.769	79.39	0.419	11:26:56.304
7 -	32.824	21.526	54.350 (1)	80.01		11:27:50.654
8 -	33.252	21.318	54.570	79.68	0.220	11:28:45.224
9 -	32.868	21.496	54.364 (2)	79.99	0.014	11:29:39.588
10 -	33.126	21.581	54.707	79.48	0.357	11:30:34.295

LAP	SECTOR 1	SECTOR 2	LAP TIME	MPH	DIFF	TIME OF DAY
-----	----------	----------	----------	-----	------	-------------

P9 56 Jamie INGHAM Suzuki - Oadby motorcycle services
 IDEAL LAP TIME : 54.558 BEST LAP TIME : 54.558 DIFFERENCE : 0.000

1 -		22.416	1:05.610	66.27	11.052	11:22:28.126
2 -	33.903	22.242	56.145	77.45	1.587	11:23:24.271
3 -	33.717	21.901	55.618	78.18	1.060	11:24:19.889
4 -	33.424	21.797	55.221	78.74	0.663	11:25:15.110

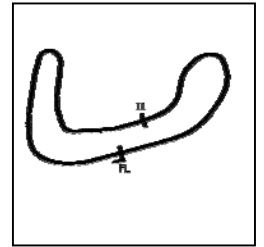
Weather / Track : Cloudy / Dry

Brands Hatch Indy
 Circuit Length = 1.2079 miles
 Start: 11:21 Flag 11:30 End: 11:31

BMCRC - MRO Championships 2019 - Rnd 1 @ Brands Hatch Indy

MRO Minitwins & BMCRC Rookie Minitwins

RACE 1 - SECTOR ANALYSIS



SECTOR 1 = FL to I1, SECTOR 2 = I1 to FL, DIFF = Difference To Personal Best Lap, P = Crossed Finish Line in Pit Lane, D = Time Disallowed

5 -	33.138	22.247	55.385	78.51	0.827	11:26:10.495
6 -	32.857	22.087	54.944	79.14	0.386	11:27:05.439
7 -	33.112	22.384	55.496	78.35	0.938	11:28:00.935
8 -	33.046	21.804	54.850 (2)	79.28	0.292	11:28:55.785
9 -	32.829	21.729	54.558 (1)	79.70		11:29:50.343
10 -	33.028	21.911	54.939 (3)	79.15	0.381	11:30:45.282

P10	96	Dan HARRIS	Suzuki - HP Racing
IDEAL LAP TIME : 55.147		BEST LAP TIME : 55.147	DIFFERENCE : 0.000

LAP	SECTOR 1	SECTOR 2	LAP TIME	MPH	DIFF	TIME OF DAY
1 -		22.661	1:02.913	69.12	7.766	11:22:25.429
2 -	33.839	22.653	56.492	76.97	1.345	11:23:21.921
3 -	33.958	22.615	56.573	76.86	1.426	11:24:18.494
4 -	33.559	22.552	56.111	77.50	0.964	11:25:14.605
5 -	33.528	22.474	56.002	77.65	0.855	11:26:10.607
6 -	33.151	22.166	55.317 (2)	78.61	0.170	11:27:05.924
7 -	33.164	22.546	55.710	78.05	0.563	11:28:01.634
8 -	32.998	22.149	55.147 (1)	78.85		11:28:56.781
9 -	33.142	22.205	55.347 (3)	78.56	0.200	11:29:52.128
10 -	33.119	22.500	55.619	78.18	0.472	11:30:47.747

P11	69	Danny HUSKINSON	Suzuki - art of racing
IDEAL LAP TIME : 55.410		BEST LAP TIME : 55.430	DIFFERENCE : 0.020

LAP	SECTOR 1	SECTOR 2	LAP TIME	MPH	DIFF	TIME OF DAY
1 -		21.865	1:00.666	71.68	5.236	11:22:23.182
2 -	34.210	22.133	56.343	77.18	0.913	11:23:19.525
3 -	33.743	22.031	55.774 (3)	77.96	0.344	11:24:15.299
4 -	33.846	22.441	56.287	77.25	0.857	11:25:11.586
5 -	34.156	22.294	56.450	77.03	1.020	11:26:08.036
6 -	34.032	22.320	56.352	77.16	0.922	11:27:04.388
7 -	33.823	22.493	56.316	77.21	0.886	11:28:00.704
8 -	33.568	21.862	55.430 (1)	78.45		11:28:56.134
9 -	33.548	22.168	55.716 (2)	78.04	0.286	11:29:51.850
10 -	33.999	22.509	56.508	76.95	1.078	11:30:48.358

P12	13	Wii GREEN	Suzuki - Faith Fueled Racing
IDEAL LAP TIME : 54.680		BEST LAP TIME : 54.680	DIFFERENCE : 0.000

LAP	SECTOR 1	SECTOR 2	LAP TIME	MPH	DIFF	TIME OF DAY
1 -		22.561	1:02.968	69.06	8.288	11:22:25.484
2 -	34.156	22.237	56.393	77.11	1.713	11:23:21.877
3 -	34.142	22.542	56.684	76.71	2.004	11:24:18.561
4 -	33.711	22.401	56.112	77.49	1.432	11:25:14.673
5 -	33.820	22.372	56.192	77.38	1.512	11:26:10.865
6 -	33.321	21.825	55.146 (3)	78.85	0.466	11:27:06.011
7 -	33.736	24.296	58.032	74.93	3.352	11:28:04.043
8 -	33.069	21.844	54.913 (2)	79.19	0.233	11:28:58.956
9 -	33.667	22.243	55.910	77.77	1.230	11:29:54.866
10 -	33.015	21.665	54.680 (1)	79.52		11:30:49.546

P13	92	Michael JACKSON	Suzuki -
IDEAL LAP TIME : 55.056		BEST LAP TIME : 55.100	DIFFERENCE : 0.044

LAP	SECTOR 1	SECTOR 2	LAP TIME	MPH	DIFF	TIME OF DAY
1 -		22.991	1:04.785	67.12	9.685	11:22:27.301
2 -	33.891	22.406	56.297	77.24	1.197	11:23:23.598
3 -	33.297	22.071	55.368	78.54	0.268	11:24:18.966
4 -	33.460	22.390	55.850	77.86	0.750	11:25:14.816
5 -	34.098	22.371	56.469	77.00	1.369	11:26:11.285
6 -	33.113	22.029	55.142 (2)	78.86	0.042	11:27:06.427
7 -	34.509	23.607	58.116	74.82	3.016	11:28:04.543
8 -	33.228	21.943	55.171 (3)	78.82	0.071	11:28:59.714

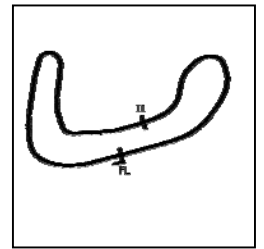
Weather / Track : Cloudy / Dry

Brands Hatch Indy
Circuit Length = 1.2079 miles
Start: 11:21 Flag 11:30 End: 11:31

BMCRC - MRO Championships 2019 - Rnd 1 @ Brands Hatch Indy

MRO Minitwins & BMCRC Rookie Minitwins

RACE 1 - SECTOR ANALYSIS



SECTOR 1 = FL to I1, SECTOR 2 = I1 to FL, DIFF = Difference To Personal Best Lap, P = Crossed Finish Line in Pit Lane, D = Time Disallowed

9 -	33.129	22.325	55.454	78.41	0.354	11:29:55.168
10 -	33.156	21.944	55.100 (1)	78.92		11:30:50.268

P14 48		Shaun WALLIS		Suzuki - Watling Tyres		
IDEAL LAP TIME : 55.045		BEST LAP TIME : 55.188		DIFFERENCE : 0.143		
LAP	SECTOR 1	SECTOR 2	LAP TIME	MPH	DIFF	TIME OF DAY
1 -		22.851	1:03.839	68.11	8.651	11:22:26.355
2 -	34.659	22.745	57.404	75.75	2.216	11:23:23.759
3 -	34.604	22.187	56.791	76.57	1.603	11:24:20.550
4 -	33.888	22.087	55.975	77.68	0.787	11:25:16.525
5 -	34.126	22.308	56.434	77.05	1.246	11:26:12.959
6 -	33.943	22.181	56.124	77.48	0.936	11:27:09.083
7 -	33.680	22.618	56.298	77.24	1.110	11:28:05.381
8 -	33.244	22.014	55.258 (3)	78.69	0.070	11:29:00.639
9 -	33.313	21.883	55.196 (2)	78.78	0.008	11:29:55.835
10 -	33.387	21.801	55.188 (1)	78.79		11:30:51.023

P15 137		Charlie CRAWT		Suzuki - Pass Bike Motorcycle Training Ltd & Sublime Designs		
IDEAL LAP TIME : 55.177		BEST LAP TIME : 55.185		DIFFERENCE : 0.008		
LAP	SECTOR 1	SECTOR 2	LAP TIME	MPH	DIFF	TIME OF DAY
1 -		22.601	1:03.895	68.05	8.710	11:22:26.411
2 -	33.854	22.749	56.603	76.82	1.418	11:23:23.014
3 -	33.544	22.474	56.018	77.62	0.833	11:24:19.032
4 -	33.823	22.053	55.876	77.82	0.691	11:25:14.908
5 -	34.183	22.432	56.615	76.81	1.430	11:26:11.523
6 -	33.776	21.971	55.747 (2)	78.00	0.562	11:27:07.270
7 -	33.782	23.541	57.323	75.86	2.138	11:28:04.593
8 -	33.262	22.634	55.896	77.79	0.711	11:29:00.489
9 -	33.686	22.175	55.861 (3)	77.84	0.676	11:29:56.350
10 -	33.270	21.915	55.185 (1)	78.80		11:30:51.535

P16 76		Phillip RODGERS		Suzuki - pinbadgelab.co.uk		
IDEAL LAP TIME : 54.862		BEST LAP TIME : 54.862		DIFFERENCE : 0.000		
LAP	SECTOR 1	SECTOR 2	LAP TIME	MPH	DIFF	TIME OF DAY
1 -		22.444	1:04.623	67.29	9.761	11:22:27.139
2 -	34.665	22.218	56.883	76.44	2.021	11:23:24.022
3 -	33.740	22.027	55.767	77.97	0.905	11:24:19.789
4 -	33.616	21.928	55.544 (3)	78.29	0.682	11:25:15.333
5 -	33.617	22.466	56.083	77.53	1.221	11:26:11.416
6 -	33.289	21.764	55.053 (2)	78.98	0.191	11:27:06.469
7 -	33.538	24.248	57.786	75.25	2.924	11:28:04.255
8 -	33.126	21.736	54.862 (1)	79.26		11:28:59.117
9 -	33.944	22.381	56.325	77.20	1.463	11:29:55.442
10 -	33.911	22.280	56.191	77.38	1.329	11:30:51.633

P17 17 R		Tommy DOWNES		Suzuki - Ray Gnarley/ MoreMoto		
IDEAL LAP TIME : 54.794		BEST LAP TIME : 54.799		DIFFERENCE : 0.005		
LAP	SECTOR 1	SECTOR 2	LAP TIME	MPH	DIFF	TIME OF DAY
1 -		22.664	1:04.106	67.83	9.307	11:22:26.622
2 -	34.788	22.511	57.299	75.89	2.500	11:23:23.921
3 -	35.674	22.243	57.917	75.08	3.118	11:24:21.838
4 -	33.768	21.874	55.642	78.15	0.843	11:25:17.480
5 -	35.522	22.552	58.074	74.88	3.275	11:26:15.554
6 -	34.444	22.219	56.663	76.74	1.864	11:27:12.217
7 -	33.354	22.731	56.085	77.53	1.286	11:28:08.302
8 -	32.975	22.115	55.090 (2)	78.93	0.291	11:29:03.392
9 -	33.237	22.132	55.369 (3)	78.53	0.570	11:29:58.761
10 -	32.980	21.819	54.799 (1)	79.35		11:30:53.560

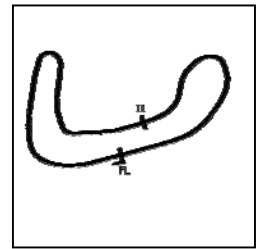
Weather / Track : Cloudy / Dry

Brands Hatch Indy
Circuit Length = 1.2079 miles
Start: 11:21 Flag 11:30 End: 11:31

BMCRC - MRO Championships 2019 - Rnd 1 @ Brands Hatch Indy

MRO Minitwins & BMCRC Rookie Minitwins

RACE 1 - SECTOR ANALYSIS



SECTOR 1 = FL to I1, SECTOR 2 = I1 to FL, DIFF = Difference To Personal Best Lap, P = Crossed Finish Line in Pit Lane, D = Time Disallowed

P18 34 R Daniel THOMAS		Suzuki -				
IDEAL LAP TIME : 54.807		BEST LAP TIME : 54.807		DIFFERENCE : 0.000		
LAP	SECTOR 1	SECTOR 2	LAP TIME	MPH	DIFF	TIME OF DAY
1 -		22.814	1:05.137	66.76	10.330	11:22:27.653
2 -	35.019	22.405	57.424	75.72	2.617	11:23:25.077
3 -	34.408	22.060	56.468	77.01	1.661	11:24:21.545
4 -	34.152	21.943	56.095	77.52	1.288	11:25:17.640
5 -	35.718	22.227	57.945	75.04	3.138	11:26:15.585
6 -	34.471	22.325	56.796	76.56	1.989	11:27:12.381
7 -	33.340	22.627	55.967	77.69	1.160	11:28:08.348
8 -	33.350	21.772	55.122 (2)	78.89	0.315	11:29:03.470
9 -	33.382	21.939	55.321 (3)	78.60	0.514	11:29:58.791
10 -	33.120	21.687	54.807 (1)	79.34		11:30:53.598

P19 5 Barry MANTELL		Suzuki - Swedish car connection				
IDEAL LAP TIME : 56.290		BEST LAP TIME : 56.626		DIFFERENCE : 0.336		
LAP	SECTOR 1	SECTOR 2	LAP TIME	MPH	DIFF	TIME OF DAY
1 -		22.386	1:05.035	66.86	8.409	11:22:27.551
2 -	34.340	22.551	56.891 (2)	76.43	0.265	11:23:24.442
3 -	34.546	22.516	57.062 (3)	76.20	0.436	11:24:21.504
4 -	34.391	22.235	56.626 (1)	76.79		11:25:18.130
5 -	35.380	22.629	58.009	74.96	1.383	11:26:16.139
6 -	34.693	22.528	57.221	75.99	0.595	11:27:13.360
7 -	34.597	22.789	57.386	75.77	0.760	11:28:10.746
8 -	34.055	23.019	57.074	76.19	0.448	11:29:07.820
9 -	34.639	23.741	58.380	74.48	1.754	11:30:06.200
10 -	35.004	23.939	58.943	73.77	2.317	11:31:05.143

P20 84 Ricardo BRANCO		Suzuki - IMP Racing				
IDEAL LAP TIME : 57.484		BEST LAP TIME : 57.694		DIFFERENCE : 0.210		
LAP	SECTOR 1	SECTOR 2	LAP TIME	MPH	DIFF	TIME OF DAY
1 -		23.107	1:04.836	67.07	7.142	11:22:27.352
2 -	35.111	22.583	57.694 (1)	75.37		11:23:25.046
3 -	35.375	22.828	58.203 (3)	74.71	0.509	11:24:23.249
4 -	34.901	23.046	57.947 (2)	75.04	0.253	11:25:21.196
5 -	35.241	23.271	58.512	74.31	0.818	11:26:19.708
6 -	35.709	23.593	59.302	73.32	1.608	11:27:19.010
7 -	36.641	23.720	1:00.361	72.04	2.667	11:28:19.371
8 -	35.885	23.179	59.064	73.62	1.370	11:29:18.435
9 -	35.615	23.395	59.010	73.69	1.316	11:30:17.445
10 -	35.848	23.502	59.350	73.27	1.656	11:31:16.795

P21 40 R Simon WILKINSON		Suzuki - S P Wilkinson Engineering Ltd				
IDEAL LAP TIME : 59.332		BEST LAP TIME : 59.534		DIFFERENCE : 0.202		
LAP	SECTOR 1	SECTOR 2	LAP TIME	MPH	DIFF	TIME OF DAY
1 -		23.496	1:07.642	64.28	8.108	11:22:30.158
2 -	35.991	23.543	59.534 (1)	73.04		11:23:29.692
3 -	36.490	23.341	59.831	72.68	0.297	11:24:29.523
4 -	36.663	23.628	1:00.291	72.12	0.757	11:25:29.814
5 -	37.031	23.852	1:00.883	71.42	1.349	11:26:30.697
6 -	37.224	24.156	1:01.380	70.84	1.846	11:27:32.077
7 -	36.419	23.848	1:00.267	72.15	0.733	11:28:32.344
8 -	36.310	23.451	59.761 (3)	72.76	0.227	11:29:32.105
9 -	36.112	23.423	59.535 (2)	73.04	0.001	11:30:31.640

P22 0 Luke STANLEY		Suzuki - Urban Race Tribe				
IDEAL LAP TIME : 59.096		BEST LAP TIME : 59.096		DIFFERENCE : 0.000		
LAP	SECTOR 1	SECTOR 2	LAP TIME	MPH	DIFF	TIME OF DAY
1 -		23.157	1:06.949	64.95	7.853	11:22:29.465

Weather / Track : Cloudy / Dry

Brands Hatch Indy
Circuit Length = 1.2079 miles
Start: 11:21 Flag 11:30 End: 11:31

BMCRC - MRO Championships 2019 - Rnd 1 @ Brands Hatch Indy

MRO Minitwins & BMCRC Rookie Minitwins

RACE 1 - SECTOR ANALYSIS



SECTOR 1 = FL to I1, SECTOR 2 = I1 to FL, DIFF = Difference To Personal Best Lap, P = Crossed Finish Line in Pit Lane, D = Time Disallowed

Lap	Best Lap	Personal Best	Diff	MPH	Time of Day
2 -	36.187	22.909	59.096 (1)	73.58	11:23:28.561
3 -	36.885	23.476	1:00.361	72.04	1:26:5.265
4 -	37.536	23.441	1:00.977	71.31	1:26:10.881
5 -	36.877	23.950	1:00.827	71.49	1:26:17.731
6 -	37.344	23.844	1:01.188	71.06	1:26:24.209
7 -	36.683	23.994	1:00.677	71.66	1:26:31.581
8 -	36.211	23.365	59.576 (2)	72.99	1:26:38.480
9 -	36.549	23.030	59.579 (3)	72.98	1:26:45.483

P23 44 Tony PARKER		Suzuki - Emerald Elevators				
IDEAL LAP TIME : 59.006		BEST LAP TIME : 59.006				
		DIFFERENCE : 0.000				
LAP	SECTOR 1	SECTOR 2	LAP TIME	MPH	DIFF	TIME OF DAY
1 -		24.187	1:08.838	63.17	9.832	11:22:31.354
2 -	37.429	24.012	1:01.441	70.77	2.435	11:23:32.795
3 -	36.304	24.119	1:00.423	71.96	1.417	11:24:33.218
4 -	37.044	23.873	1:00.917	71.38	1.911	11:25:34.135
5 -	36.256	23.721	59.977 (3)	72.50	0.971	11:26:34.112
6 -	35.803	23.541	59.344 (2)	73.27	0.338	11:27:33.456
7 -	36.274	23.877	1:00.151	72.29	1.145	11:28:33.607
8 -	36.237	24.010	1:00.247	72.17	1.241	11:29:33.854
9 -	35.713	23.293	59.006 (1)	73.69		11:30:32.860

P24 51 Andrew DURANT		Suzuki -				
IDEAL LAP TIME : 59.457		BEST LAP TIME : 59.585				
		DIFFERENCE : 0.128				
LAP	SECTOR 1	SECTOR 2	LAP TIME	MPH	DIFF	TIME OF DAY
1 -		23.925	1:09.011	63.01	9.426	11:22:31.527
2 -	36.247	23.338	59.585 (1)	72.98		11:23:31.112
3 -	37.094	23.702	1:00.796	71.52	1.211	11:24:31.908
4 -	36.632	23.665	1:00.297	72.11	0.712	11:25:32.205
5 -	36.533	23.691	1:00.224	72.20	0.639	11:26:32.429
6 -	37.185	23.749	1:00.934	71.36	1.349	11:27:33.363
7 -	36.244	23.918	1:00.162 (3)	72.28	0.577	11:28:33.525
8 -	36.119	24.152	1:00.271	72.15	0.686	11:29:33.796
9 -	36.211	23.540	59.751 (2)	72.77	0.166	11:30:33.547

P25 415 R Alan HENSBY		Suzuki -				
IDEAL LAP TIME : 1:00.619		BEST LAP TIME : 1:00.689				
		DIFFERENCE : 0.070				
LAP	SECTOR 1	SECTOR 2	LAP TIME	MPH	DIFF	TIME OF DAY
1 -		23.806	1:09.349	62.70	8.660	11:22:31.865
2 -	37.192	24.000	1:01.192	71.06	0.503	11:23:33.057
3 -	38.833	24.356	1:03.189	68.81	2.500	11:24:36.246
4 -	38.295	23.932	1:02.227	69.88	1.538	11:25:38.473
5 -	37.907	23.494	1:01.401	70.82	0.712	11:26:39.874
6 -	37.170	23.882	1:01.052 (3)	71.22	0.363	11:27:40.926
7 -	37.886	23.661	1:01.547	70.65	0.858	11:28:42.473
8 -	37.240	23.449	1:00.689 (1)	71.65		11:29:43.162
9 -	37.251	23.714	1:00.965 (2)	71.32	0.276	11:30:44.127

P26 43 Robert DAVIE		Suzuki -				
IDEAL LAP TIME : 1:00.634		BEST LAP TIME : 1:00.788				
		DIFFERENCE : 0.154				
LAP	SECTOR 1	SECTOR 2	LAP TIME	MPH	DIFF	TIME OF DAY
1 -		23.925	1:10.809	61.41	10.021	11:22:33.325
2 -	37.712	23.348	1:01.060 (3)	71.21	0.272	11:23:34.385
3 -	37.847	24.121	1:01.968	70.17	1.180	11:24:36.353
4 -	37.647	24.132	1:01.779	70.38	0.991	11:25:38.132
5 -	37.621	23.791	1:01.412	70.81	0.624	11:26:39.544
6 -	37.297	23.756	1:01.053 (2)	71.22	0.265	11:27:40.597
7 -	37.754	24.507	1:02.261	69.84	1.473	11:28:42.858
8 -	37.773	23.817	1:01.590	70.60	0.802	11:29:44.448
9 -	37.286	23.502	1:00.788 (1)	71.53		11:30:45.236

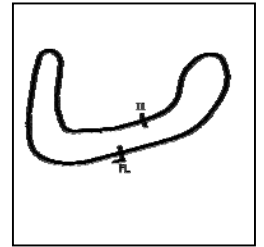
Weather / Track : Cloudy / Dry

Brands Hatch Indy
Circuit Length = 1.2079 miles
Start: 11:21 Flag 11:30 End: 11:31

BMCRC - MRO Championships 2019 - Rnd 1 @ Brands Hatch Indy

MRO Minitwins & BMCRC Rookie Minitwins

RACE 1 - SECTOR ANALYSIS



SECTOR 1 = FL to I1, SECTOR 2 = I1 to FL, DIFF = Difference To Personal Best Lap, P = Crossed Finish Line in Pit Lane, D = Time Disallowed

P27 6		Andrew FIRTH		Suzuki - LTRmotorcycles.co.uk		
IDEAL LAP TIME : 1:00.818		BEST LAP TIME : 1:00.818		DIFFERENCE : 0.000		
LAP	SECTOR 1	SECTOR 2	LAP TIME	MPH	DIFF	TIME OF DAY
1 -		24.200	1:10.577	61.61	9.759	11:22:33.093
2 -	37.049	23.769	1:00.818 (1)	71.50		11:23:33.911
3 -	38.729	25.092	1:03.821	68.13	3.003	11:24:37.732
4 -	37.855	24.101	1:01.956	70.18	1.138	11:25:39.688
5 -	37.514	24.390	1:01.904	70.24	1.086	11:26:41.592
6 -	37.205	23.897	1:01.102 (2)	71.16	0.284	11:27:42.694
7 -	38.580	24.496	1:03.076	68.94	2.258	11:28:45.770
8 -	37.271	24.498	1:01.769 (3)	70.40	0.951	11:29:47.539
9 -	37.404	24.660	1:02.064	70.06	1.246	11:30:49.603

P28 126		Damien LECHAUVE		Suzuki -		
IDEAL LAP TIME : 1:04.657		BEST LAP TIME : 1:04.753		DIFFERENCE : 0.096		
LAP	SECTOR 1	SECTOR 2	LAP TIME	MPH	DIFF	TIME OF DAY
1 -		25.706	1:13.313	59.31	8.560	11:22:35.829
2 -	38.951	25.802	1:04.753 (1)	67.15		11:23:40.582
3 -	40.548	26.558	1:07.106	64.80	2.353	11:24:47.688
4 -	39.587	25.852	1:05.439	66.45	0.686	11:25:53.127
5 -	39.542	26.303	1:05.845	66.04	1.092	11:26:58.972
6 -	40.054	26.781	1:06.835	65.06	2.082	11:28:05.807
7 -	39.215	25.986	1:05.201 (3)	66.69	0.448	11:29:11.008
8 -	39.089	25.806	1:04.895 (2)	67.00	0.142	11:30:15.903
9 -	39.457	25.861	1:05.318	66.57	0.565	11:31:21.221

P29 70 R		Vanessa GILLAM		Suzuki - No More Straps		
IDEAL LAP TIME : 1:11.894		BEST LAP TIME : 1:11.894		DIFFERENCE : 0.000		
LAP	SECTOR 1	SECTOR 2	LAP TIME	MPH	DIFF	TIME OF DAY
1 -		28.813	1:22.513	52.70	10.619	11:22:45.029
2 -	43.766	28.128	1:11.894 (1)	60.48		11:23:56.923
3 -	45.282	28.351	1:13.633 (3)	59.05	1.739	11:25:10.556
4 -	44.533	29.030	1:13.563 (2)	59.11	1.669	11:26:24.119
5 -	47.032	29.274	1:16.306	56.98	4.412	11:27:40.425
6 -	46.362	29.070	1:15.432	57.64	3.538	11:28:55.857
7 -	46.193	28.947	1:15.140	57.87	3.246	11:30:10.997
8 -	46.800	30.618	1:17.418	56.17	5.524	11:31:28.415

P30 74		Daniel SINGLETON		Suzuki - Bambino Developments Racing		
IDEAL LAP TIME : 53.232		BEST LAP TIME : 53.232		DIFFERENCE : 0.000		
LAP	SECTOR 1	SECTOR 2	LAP TIME	MPH	DIFF	TIME OF DAY
1 -		21.636	59.350	73.27	6.118	11:22:21.866
2 -	32.286	21.743	54.029	80.48	0.797	11:23:15.895
3 -	32.969	21.563	54.532	79.74	1.300	11:24:10.427
4 -	31.986	21.583	53.569 (2)	81.17	0.337	11:25:03.996
5 -	31.813	21.419	53.232 (1)	81.69		11:25:57.228
6 -	32.493	21.479	53.972 (3)	80.57	0.740	11:26:51.200

P31 20 R		Steve MALE		Suzuki -		
IDEAL LAP TIME :		BEST LAP TIME : 1:13.981		DIFFERENCE :		
LAP	SECTOR 1	SECTOR 2	LAP TIME	MPH	DIFF	TIME OF DAY
1 -			1:24.075	51.72	10.094	11:22:46.591
2 -			1:13.981 (1)	58.78		11:24:00.572
3 -			1:14.913 (2)	58.04	0.932	11:25:15.485

Weather / Track : Cloudy / Dry

Brands Hatch Indy
Circuit Length = 1.2079 miles
Start: 11:21 Flag 11:30 End: 11:31

BMCRC - MRO Championships 2019 - Rnd 1 @ Brands Hatch Indy

MRO Minitwins & BMCRC Rookie Minitwins

RACE 1 - BEST SECTORS

SECTOR 1				SECTOR 2				IDEAL / BEST COMPARISON				
POS	NO	NAME	TIME	NO	NAME	TIME	POS	NO	NAME	IDEAL	BEST	DIFF
									PERFECT LAP	52.320		
1	26	DAVIES	31.317	78	POVAH	21.003	1	26	DAVIES	52.539	52.642	0.103
2	9	TAYLOR	31.798	142	KENT	21.153	2	78	POVAH	52.922	52.933	0.011
3	184	TWYFORD	31.813	26	DAVIES	21.222	3	9	TAYLOR	53.104	53.322	0.218
4	74	SINGLETON	31.813	232	WETHERELL	21.279	4	184	TWYFORD	53.155	53.254	0.099
5	78	POVAH	31.919	86	WITHERINGTON	21.303	5	74	SINGLETON	53.232	53.232	0.000
6	86	WITHERINGTON	32.383	9	TAYLOR	21.306	6	86	WITHERINGTON	53.686	53.858	0.172
7	142	KENT	32.569	184	TWYFORD	21.342	7	142	KENT	53.722	53.722	0.000
8	19	LILLEY	32.652	74	SINGLETON	21.419	8	19	LILLEY	54.081	54.198	0.117
9	232	WETHERELL	32.821	19	LILLEY	21.429	9	232	WETHERELL	54.100	54.350	0.250
10	56	INGHAM	32.829	13	GREEN	21.665	10	56	INGHAM	54.558	54.558	0.000
11	17	DOWNES	32.975	34	THOMAS	21.687	11	13	GREEN	54.680	54.680	0.000
12	96	HARRIS	32.998	56	INGHAM	21.729	12	17	DOWNES	54.794	54.799	0.005
13	13	GREEN	33.015	76	RODGERS	21.736	13	34	THOMAS	54.807	54.807	0.000
14	92	JACKSON	33.113	48	WALLIS	21.801	14	76	RODGERS	54.862	54.862	0.000
15	34	THOMAS	33.120	17	DOWNES	21.819	15	48	WALLIS	55.045	55.188	0.143
16	76	RODGERS	33.126	69	HUSKINSON	21.862	16	92	JACKSON	55.056	55.100	0.044
17	48	WALLIS	33.244	137	CRAWT	21.915	17	96	HARRIS	55.147	55.147	0.000
18	137	CRAWT	33.262	92	JACKSON	21.943	18	137	CRAWT	55.177	55.185	0.008
19	69	HUSKINSON	33.548	96	HARRIS	22.149	19	69	HUSKINSON	55.410	55.430	0.020
20	5	MANTELL	34.055	5	MANTELL	22.235	20	5	MANTELL	56.290	56.626	0.336
21	84	BRANCO	34.901	84	BRANCO	22.583	21	84	BRANCO	57.484	57.694	0.210
22	44	PARKER	35.713	0	STANLEY	22.909	22	44	PARKER	59.006	59.006	0.000
23	40	WILKINSON	35.991	44	PARKER	23.293	23	0	STANLEY	59.096	59.096	0.000
24	51	DURANT	36.119	51	DURANT	23.338	24	40	WILKINSON	59.332	59.534	0.202
25	0	STANLEY	36.187	40	WILKINSON	23.341	25	51	DURANT	59.457	59.585	0.128
26	6	FIRTH	37.049	43	DAVIE	23.348	26	415	HENSBY	1:00.619	1:00.689	0.070
27	415	HENSBY	37.170	415	HENSBY	23.449	27	43	DAVIE	1:00.634	1:00.788	0.154
28	43	DAVIE	37.286	6	FIRTH	23.769	28	6	FIRTH	1:00.818	1:00.818	0.000
29	126	LECHAUVE	38.951	126	LECHAUVE	25.706	29	126	LECHAUVE	1:04.657	1:04.753	0.096
30	70	GILLAM	43.766	70	GILLAM	28.128	30	70	GILLAM	1:11.894	1:11.894	0.000
31							31	20	MALE		1:13.981	
32												

Weather / Track : Cloudy / Dry

Results can be found at www.tsl-timing.com

Brands Hatch Indy
 Circuit Length = 1.2079 miles
 Start: 11:21 Flag 11:30 End: 11:31

Printed - 11:34 Sunday, 10 March 2019

BMCRC - MRO Championships 2019 - Rnd 1 @ Brands Hatch Indy



MRO Minitwins & BMCRC Rookie Minitwins

RACE 12 - GRID (10 Laps)

ROW 13	39	161	Martin TOMKINS	38	50	Adam RIDGWELL	37	90	Philip HORNE
ROW 12	36	121	Samuel KENT	35	192	Daniel MOFFA	34	156	Michael STONE
ROW 11	33	54	Adam JAMISON	32	159	Benn RIDGWELL	31	20	Steve MALE
ROW 10	30	70	Vanessa GILLAM	29	126	Damien LECHAUVE	28	6	Andrew FIRTH
ROW 9	27	43	Robert DAVIE	26	415	Alan HENSBY	25	51	Andrew DURANT
ROW 8	24	40	Simon WILKINSON	23	0	Luke STANLEY	22	44	Tony PARKER
ROW 7	21	84	Ricardo BRANCO	20	5	Barry MANTELL	19	69	Danny HUSKINSON
ROW 6	18	48	Shaun WALLIS	17	137	Charlie CRAWT	16	96	Dan HARRIS
ROW 5	15	92	Michael JACKSON	14	76	Phillip RODGERS	13	34	Daniel THOMAS
ROW 4	12	17	Tommy DOWNES	11	13	Wii GREEN	10	56	Jamie INGHAM
ROW 3	9	232	Matt WETHERELL	8	19	Kevin LILLEY	7	86	Paul WITHERINGTON
ROW 2	6	142	Chris KENT	5	9	Mark TAYLOR	4	184	David TWYFORD
ROW 1	3	74	Daniel SINGLETON	2	78	Keith POVAH	1	26	Glynn DAVIES
Pole									

Brands Hatch Indy
Circuit Length = 1.2079 miles

These results are provisional until the conclusion of any judicial and technical matters.

Clerk Of Course :	Timekeeper :
-------------------	--------------

Results can be found at www.tsl-timing.com

Printed - 11:39 Sunday, 10 March 2019



BMCRC - MRO Championships 2019 - Rnd 1 @ Brands Hatch Indy



MRO Minitwins & BMCRC Rookie Minitwins

RACE 12 - CLASSIFICATION

POS	NO	CL	PIC NAME	ENTRY	LAPS	TIME	GAP	DIFF	MPH	BEST	ON
1	26		1 Glynn DAVIES	Suzuki -	10	8:56.440			81.06	52.618	2
2	9		2 Mark TAYLOR	Suzuki - Longhove Contracts	10	9:02.349	5.909	5.909	80.18	52.809	5
3	74		3 Daniel SINGLETON	Suzuki - Bambino Developments Racing	10	9:02.414	5.974	0.065	80.17	52.953	5
4	184		4 David TWYFORD	Suzuki -	10	9:02.539	6.099	0.125	80.15	53.188	5
5	78		5 Keith POVAH	Suzuki - 78Plate.com ScreenPrinting/SubvertBoards	10	9:02.778	6.338	0.239	80.11	53.218	6
6	232	R	1 Matt WETHERELL	Suzuki - MSG Racing	10	9:05.843	9.403	3.065	79.66	53.289	7
7	142		6 Chris KENT	Suzuki - More moto	10	9:07.478	11.038	1.635	79.42	53.257	6
8	19		7 Kevin LILLEY	Suzuki - Vanson Leathers	10	9:08.083	11.643	0.605	79.34	53.189	5
9	86		8 Paul WITHERINGTON	Suzuki - P&R plumbing	10	9:11.925	15.485	3.842	78.78	53.868	3
10	56		9 Jamie INGHAM	Suzuki - Oadby motorcycle services	10	9:13.523	17.083	1.598	78.56	54.189	5
11	13		10 Wil GREEN	Suzuki - Faith Fueled Racing	10	9:17.317	20.877	3.794	78.02	54.157	7
12	5		11 Barry MANTELL	Suzuki - Swedish car connection	10	9:17.808	21.368	0.491	77.95	53.999	9
13	34	R	2 Daniel THOMAS	Suzuki -	10	9:21.226	24.786	3.418	77.48	54.418	6
14	137		12 Charlie CRAWT	Suzuki - Pass Bike Motorcycle Training Ltd & Sublin	10	9:21.623	25.183	0.397	77.42	54.294	7
15	17	R	3 Tommy DOWNES	Suzuki - Ray Gnarley/ MoreMoto	10	9:21.906	25.466	0.283	77.39	54.188	9
16	54		13 Adam JAMISON	Suzuki - AJ Racing	10	9:25.042	28.602	3.136	76.96	55.166	7
17	96		14 Dan HARRIS	Suzuki - HP Racing	10	9:25.598	29.158	0.556	76.88	55.157	3
18	69*		15 Danny HUSKINSON	Suzuki - art of racing	10	9:31.006	34.566	5.408	76.15	54.276	7
19	48		16 Shaun WALLIS	Suzuki - Watling Tyres	10	9:36.818	40.378	5.812	75.38	56.053	10
20	84		17 Ricardo BRANCO	Suzuki - IMP Racing	10	9:39.612	43.172	2.794	75.02	56.363	10
21	40	R	4 Simon WILKINSON	Suzuki - S P Wilkinson Engineering Ltd	9	9:08.572	1 Lap	1 Lap	71.34	59.107	8
22	44		18 Tony PARKER	Suzuki - Emerald Elevators	9	9:09.101	1 Lap	0.529	71.27	59.207	9
23	43		19 Robert DAVIE	Suzuki -	9	9:09.906	1 Lap	0.805	71.17	59.458	9
24	51		20 Andrew DURANT	Suzuki -	9	9:11.638	1 Lap	1.732	70.94	59.185	9
25	6		21 Andrew FIRTH	Suzuki - LTRmotorcycles.co.uk	9	9:21.512	1 Lap	9.874	69.70	1:00.411	9
26	415*	R	5 Alan HENSBY	Suzuki -	9	9:28.447	1 Lap	6.935	68.84	1:00.308	3
27	126		22 Damien LECHAUVE	Suzuki -	9	9:40.190	1 Lap	11.743	67.45	1:02.674	8
28	50		23 Adam RIDGWELL	Suzuki -	9	9:46.852	1 Lap	6.662	66.69	1:02.746	5
29	70	R	6 Vanessa GILLAM	Suzuki - No More Straps	7	8:55.194	3 Laps	2 Laps	56.87	1:14.602	6
30	20	R	7 Steve MALE	Suzuki -	7	9:05.453	3 Laps	10.259	55.80	1:15.783	5

NOT CLASSIFIED

DNF	159		Benn RIDGWELL	Suzuki -	7	7:17.553	3 Laps		69.56	1:00.146	3
DNF	92		Michael JACKSON	Suzuki -	3	2:52.608	7 Laps	4 Laps	75.58	53.968	3
DNF	76		Phillip RODGERS	Suzuki - pinbadgelab.co.uk	0						

FASTEST LAP

26			Glynn DAVIES	Suzuki -	2	52.618			82.64 mph	133.00 kph	
232	R		Matt WETHERELL	Suzuki - MSG Racing	7	53.289			81.60 mph	131.32 kph	

Class - 92.5% of Race Speed = 74.98 mph
 Class R - 92.5% of Race Speed = 73.68 mph

Brands Hatch Indy
 Circuit Length = 1.2079 miles
 Start: 14:46 Flag 14:55 End: 14:56

Weather / Track : Bright / Dry
 These results are provisional until the conclusion of any judicial and technical matters.

Clerk Of Course :	Timekeeper :
-------------------	--------------

Results can be found at www.tsl-timing.com

Printed - 14:58 Sunday, 10 March 2019



BMCRC - MRO Championships 2019 - Rnd 1 @ Brands Hatch Indy

MRO Minitwins & BMCRC Rookie Minitwins

RACE 12 - LAP CHART

LAP 1 @ 14:47:03.797

NO	BEHIND	LAP TIME
26		57.129
184	1.536	58.665
74	1.593	58.722
9	1.659	58.788
78	1.791	58.920
142	2.000	59.129
86	2.493	59.622
19	3.072	1:00.201
232	3.235	1:00.364
56	3.966	1:01.095
69	4.303	1:01.432
13	4.631	1:01.760
96	5.465	1:02.594
92	6.220	1:03.349
137	6.601	1:03.730
17	7.198	1:04.327
5	7.702	1:04.831
34	7.970	1:05.099
54	8.153	1:05.282
48	8.605	1:05.734
84	8.720	1:05.849
44	10.918	1:08.047
40	11.335	1:08.464
43	11.481	1:08.610
415	11.902	1:09.031
51	13.086	1:10.215
159	13.572	1:10.701
6	14.724	1:11.853
126	14.798	1:11.927
50	15.670	1:12.799
70	25.707	1:22.836
20	28.667	1:25.796

LAP 2 @ 14:47:56.415

NO	BEHIND	LAP TIME
26		52.618
184	2.399	53.481
78	3.081	53.908
74	3.120	54.145
9	3.254	54.213
142	3.814	54.432
86	4.289	54.414
19	4.394	53.940
232	4.749	54.132
56	5.922	54.574
69	7.272	55.587
13	7.493	55.480
96	8.813	55.966
92	8.893	55.291
137	10.007	56.024
5	10.090	55.006
17	10.197	55.617
54	10.929	55.394
34	11.177	55.825
48	12.513	56.526
84	13.162	57.060
44	18.157	59.857
40	18.423	59.706
43	19.627	1:00.764
415	20.161	1:00.877
51	20.970	1:00.502
159	21.391	1:00.437

Weather / Track : Bright / Dry

6	23.603	1:01.497
50	26.474	1:03.422
126	26.748	1:04.568
70	48.304	1:15.215
20	52.806	1:16.757

LAP 3 @ 14:48:49.350

NO	BEHIND	LAP TIME
26		52.935
184	2.706	53.242
74	3.497	53.312
78	3.606	53.460
9	3.824	53.505
142	4.271	53.392
86	5.222	53.868
19	5.259	53.800
232	5.362	53.548
56	7.567	54.580
13	9.409	54.851
69	9.567	55.230
92	9.926	53.968
96	11.035	55.157
5	11.516	54.361
137	11.946	54.874
17	12.457	55.195
34	12.855	54.613
54	13.260	55.266
48	15.639	56.061
84	17.756	57.529
44	25.651	1:00.429
40	25.765	1:00.277
43	26.608	59.916
415	27.534	1:00.308
51	28.228	1:00.193
159	28.602	1:00.146
6	31.384	1:00.716
50	36.466	1:02.927
126	38.027	1:04.214

LAP 4 @ 14:49:42.147

NO	BEHIND	LAP TIME
26		52.797
184	4.140	54.231
78	4.542	53.733
9	4.591	53.564
74	5.300	54.600
142	5.417	53.943
19	6.174	53.712
86	7.028	54.603
232	7.161	54.596
56	9.127	54.357
13	11.854	55.242
69	13.254	56.484
137	15.170	56.021
5	15.290	56.571
34	15.605	55.547
96	15.755	57.517
17	15.952	56.292
54	16.692	56.229
70	1 Lap	1:15.069
48	19.939	57.097
84	22.612	57.653
20	1 Lap	1:17.062
40	33.624	1:00.656

44	34.120	1:01.266
43	34.500	1:00.689
51	36.454	1:01.023
415	36.709	1:01.972
159	37.233	1:01.428
6	40.075	1:01.488
50	48.778	1:05.109
126	50.057	1:04.827

LAP 5 @ 14:50:35.303

NO	BEHIND	LAP TIME
26		53.156
184	4.172	53.188
9	4.244	52.809
78	4.687	53.301
74	5.097	52.953
142	5.663	53.402
19	6.207	53.189
232	7.844	53.839
86	8.178	54.306
56	10.160	54.189
13	14.447	55.749
69	15.756	55.658
5	16.627	54.493
137	17.192	55.178
34	17.495	55.046
17	18.104	55.308
96	18.721	56.122
54	18.834	55.298
48	23.894	57.111
84	26.985	57.529
70	1 Lap	1:14.677
40	41.406	1:00.938
44	41.913	1:00.949
43	42.125	1:00.781
51	43.937	1:00.639
415	44.788	1:01.235
159	45.913	1:01.836
6	48.367	1:01.448
20	1 Lap	1:17.510

LAP 6 @ 14:51:28.751

NO	BEHIND	LAP TIME
26		53.448
9	3.764	52.968
184	4.279	53.555
78	4.457	53.218
74	4.639	52.990
50	1 Lap	1:02.746
142	5.472	53.257
126	1 Lap	1:02.681
19	6.190	53.431
232	7.842	53.446
86	8.849	54.119
56	11.091	54.379
13	15.874	54.875
5	17.351	54.172
69	17.797	55.489
137	18.251	54.507
34	18.465	54.418
17	18.971	54.315
54	20.670	55.284
96	20.952	55.679
48	26.878	56.432

84	30.811	57.274
44	48.626	1:00.161
40	48.785	1:00.827
43	49.006	1:00.329
51	50.707	1:00.218
415	52.438	1:01.098

LAP 7 @ 14:52:22.239

NO	BEHIND	LAP TIME
26		53.488
159	1 Lap	1:01.096
6	1 Lap	1:01.456
9	3.627	53.351
184	4.354	53.563
74	4.459	53.308
78	4.562	53.593
142	6.997	55.013
19	7.195	54.493
232	7.643	53.289
70	2 Laps	1:15.861
86	10.996	55.635
56	13.594	55.991
50	1 Lap	1:03.717
126	1 Lap	1:03.648
13	16.543	54.157
20	2 Laps	1:15.783
5	17.938	54.075
69	18.585	54.276
137	19.057	54.294
34	19.442	54.465
17	19.809	54.326
54	22.348	55.166
96	22.656	55.192
48	30.063	56.673
84	34.159	56.836

LAP 8 @ 14:53:16.333

NO	BEHIND	LAP TIME
26		54.094
44	1 Lap	59.420
40	1 Lap	59.332
43	1 Lap	59.525
51	1 Lap	59.458
9	3.116	53.583
74	3.505	53.140
184	4.611	54.351
78	4.966	54.498
415	1 Lap	1:00.878
142	7.211	54.308
19	7.466	54.365
232	7.607	54.058
159	1 Lap	1:01.909
6	1 Lap	1:01.544
86	11.607	54.705
56	14.065	54.565
13	18.107	55.658
5	19.267	55.423
69	20.898	56.407
137	21.540	56.577
34	21.834	56.486
17	22.881	57.166
54	24.229	55.975
96	24.851	56.289
126	1 Lap	1:02.686

50	1 Lap	1:05.514
70	2 Laps	1:14.602
48	33.820	57.851
84	36.787	56.722
20	2 Laps	1:15.829

LAP 9 @ 14:54:09.180

NO	BEHIND	LAP TIME
26		52.847
74	5.174	54.516
9	6.144	55.875
184	6.680	54.916
78	6.776	54.657
40	1 Lap	59.107
44	1 Lap	59.765
43	1 Lap	59.834
142	9.129	54.765
232	9.319	54.559
19	9.533	54.914
51	1 Lap	1:00.205
86	14.424	55.664
415	1 Lap	1:01.629
56	16.413	55.195
6	1 Lap	1:01.099
13	19.964	54.704
5	20.419	53.999
69	23.149	55.098
34	23.678	54.691
137	24.089	55.396
17	24.222	54.188
54	26.862	55.480
96	27.440	55.436
126	1 Lap	1:02.674
48	38.253	57.280
50	1 Lap	1:05.564
84	40.737	56.797
70	2 Laps	1:16.934

LAP 10 @ 14:55:03.108

NO	BEHIND	LAP TIME
26		53.928
9	5.909	53.693
74	5.974	54.728
184	6.099	53.347
78	6.338	53.490
20	3 Laps	1:16.716
232	9.403	54.012
142	11.038	55.837
19	11.643	56.038
40	1 Lap	59.265
44	1 Lap	59.207
43	1 Lap	59.458
51	1 Lap	59.185
86	15.485	54.989
56	17.083	54.598
13	20.877	54.841
5	21.368	54.877
415	1 Lap	1:01.419
69	24.566	55.345
34	24.786	55.036
6	1 Lap	1:00.411
137	25.183	55.022
17	25.466	55.172
54	28.602	55.668

Brands Hatch Indy

Circuit Length = 1.2079 miles

Start: 14:46 Flag 14:55 End: 14:56

BMCRC - MRO Championships 2019 - Rnd 1 @ Brands Hatch Indy

MRO Minitwins & BMCRC Rookie Minitwins

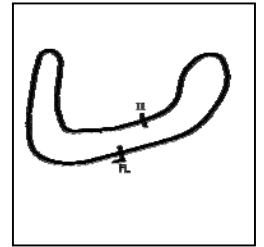
RACE 12 - LAP CHART

96	29.158	55.646
48	40.378	56.053
84	43.172	56.363
126	1 Lap	1:02.965
50	1 Lap	1:05.054

BMCRC - MRO Championships 2019 - Rnd 1 @ Brands Hatch Indy

MRO Minitwins & BMCRC Rookie Minitwins

RACE 12 - SECTOR ANALYSIS



SECTOR 1 = FL to I1, SECTOR 2 = I1 to FL, DIFF = Difference To Personal Best Lap, P = Crossed Finish Line in Pit Lane, D = Time Disallowed

P1 26		Glynn DAVIES		Suzuki -			
IDEAL LAP TIME : 52.492		BEST LAP TIME : 52.618		DIFFERENCE : 0.126			
LAP	SECTOR 1	SECTOR 2	LAP TIME	MPH	DIFF	TIME OF DAY	
1 -		21.247	57.129	76.11	4.511	14:47:03.797	
2 -	31.249	21.369	52.618 (1)	82.64		14:47:56.415	
3 -	31.582	21.353	52.935	82.14	0.317	14:48:49.350	
4 -	31.490	21.307	52.797 (2)	82.36	0.179	14:49:42.147	
5 -	31.527	21.629	53.156	81.80	0.538	14:50:35.303	
6 -	32.205	21.243	53.448	81.36	0.830	14:51:28.751	
7 -	31.877	21.611	53.488	81.30	0.870	14:52:22.239	
8 -	32.174	21.920	54.094	80.38	1.476	14:53:16.333	
9 -	31.491	21.356	52.847 (3)	82.28	0.229	14:54:09.180	
10 -	32.409	21.519	53.928	80.63	1.310	14:55:03.108	

P2 9		Mark TAYLOR		Suzuki - Longhove Contracts			
IDEAL LAP TIME : 52.707		BEST LAP TIME : 52.809		DIFFERENCE : 0.102			
LAP	SECTOR 1	SECTOR 2	LAP TIME	MPH	DIFF	TIME OF DAY	
1 -		21.728	58.788	73.97	5.979	14:47:05.456	
2 -	32.811	21.402	54.213	80.21	1.404	14:47:59.669	
3 -	32.297	21.208	53.505	81.27	0.696	14:48:53.174	
4 -	32.344	21.220	53.564	81.18	0.755	14:49:46.738	
5 -	31.499	21.310	52.809 (1)	82.34		14:50:39.547	
6 -	31.542	21.426	52.968 (2)	82.09	0.159	14:51:32.515	
7 -	31.892	21.459	53.351 (3)	81.50	0.542	14:52:25.866	
8 -	32.375	21.208	53.583	81.15	0.774	14:53:19.449	
9 -	33.477	22.398	55.875	77.82	3.066	14:54:15.324	
10 -	31.815	21.878	53.693	80.99	0.884	14:55:09.017	

P3 74		Daniel SINGLETON		Suzuki - Bambino Developments Racing			
IDEAL LAP TIME : 52.793		BEST LAP TIME : 52.953		DIFFERENCE : 0.160			
LAP	SECTOR 1	SECTOR 2	LAP TIME	MPH	DIFF	TIME OF DAY	
1 -		21.729	58.722	74.05	5.769	14:47:05.390	
2 -	32.599	21.546	54.145	80.31	1.192	14:47:59.535	
3 -	32.076	21.236	53.312	81.56	0.359	14:48:52.847	
4 -	33.002	21.598	54.600	79.64	1.647	14:49:47.447	
5 -	31.557	21.396	52.953 (1)	82.12		14:50:40.400	
6 -	31.557	21.433	52.990 (2)	82.06	0.037	14:51:33.390	
7 -	31.663	21.645	53.308	81.57	0.355	14:52:26.698	
8 -	31.718	21.422	53.140 (3)	81.83	0.187	14:53:19.838	
9 -	32.735	21.781	54.516	79.76	1.563	14:54:14.354	
10 -	32.407	22.321	54.728	79.45	1.775	14:55:09.082	

P4 184		David TWYFORD		Suzuki -			
IDEAL LAP TIME : 52.963		BEST LAP TIME : 53.188		DIFFERENCE : 0.225			
LAP	SECTOR 1	SECTOR 2	LAP TIME	MPH	DIFF	TIME OF DAY	
1 -		21.733	58.665	74.12	5.477	14:47:05.333	
2 -	32.114	21.367	53.481	81.31	0.293	14:47:58.814	
3 -	31.928	21.314	53.242 (2)	81.67	0.054	14:48:52.056	
4 -	32.734	21.497	54.231	80.18	1.043	14:49:46.287	
5 -	31.649	21.539	53.188 (1)	81.75		14:50:39.475	
6 -	31.850	21.705	53.555	81.19	0.367	14:51:33.030	
7 -	31.831	21.732	53.563	81.18	0.375	14:52:26.593	
8 -	32.419	21.932	54.351	80.00	1.163	14:53:20.944	
9 -	32.325	22.591	54.916	79.18	1.728	14:54:15.860	
10 -	31.744	21.603	53.347 (3)	81.51	0.159	14:55:09.207	

P5 78		Keith POVAH		Suzuki - 78Plate.com ScreenPrinting/SubvertBoardstore.com			
IDEAL LAP TIME : 53.006		BEST LAP TIME : 53.218		DIFFERENCE : 0.212			
LAP	SECTOR 1	SECTOR 2	LAP TIME	MPH	DIFF	TIME OF DAY	
1 -							
2 -							
3 -							
4 -							
5 -							
6 -							
7 -							
8 -							
9 -							
10 -							

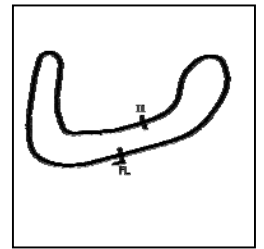
Weather / Track : Bright / Dry

Brands Hatch Indy
Circuit Length = 1.2079 miles
Start: 14:46 Flag 14:55 End: 14:56

BMCRC - MRO Championships 2019 - Rnd 1 @ Brands Hatch Indy

MRO Minitwins & BMCRC Rookie Minitwins

RACE 12 - SECTOR ANALYSIS



SECTOR 1 = FL to I1, SECTOR 2 = I1 to FL, DIFF = Difference To Personal Best Lap, P = Crossed Finish Line in Pit Lane, D = Time Disallowed

1 -		21.492	58.920	73.80	5.702	14:47:05.588
2 -	32.481	21.427	53.908	80.66	0.690	14:47:59.496
3 -	32.278	21.182	53.460 (3)	81.34	0.242	14:48:52.956
4 -	32.468	21.265	53.733	80.92	0.515	14:49:46.689
5 -	32.014	21.287	53.301 (2)	81.58	0.083	14:50:39.990
6 -	31.824	21.394	53.218 (1)	81.71		14:51:33.208
7 -	32.180	21.413	53.593	81.14	0.375	14:52:26.801
8 -	32.529	21.969	54.498	79.79	1.280	14:53:21.299
9 -	32.184	22.473	54.657	79.56	1.439	14:54:15.956
10 -	32.239	21.251	53.490	81.29	0.272	14:55:09.446

P6 232 R		Matt WETHERELL		Suzuki - MSG Racing			
IDEAL LAP TIME : 53.205		BEST LAP TIME : 53.289		DIFFERENCE : 0.084			
LAP	SECTOR 1	SECTOR 2	LAP TIME	MPH	DIFF	TIME OF DAY	
1 -		21.517	1:00.364	72.03	7.075	14:47:07.032	
2 -	32.846	21.286	54.132	80.33	0.843	14:48:01.164	
3 -	32.303	21.245	53.548 (3)	81.20	0.259	14:48:54.712	
4 -	33.180	21.416	54.596	79.65	1.307	14:49:49.308	
5 -	32.256	21.583	53.839	80.77	0.550	14:50:43.147	
6 -	32.200	21.246	53.446 (2)	81.36	0.157	14:51:36.593	
7 -	32.284	21.005	53.289 (1)	81.60		14:52:29.882	
8 -	32.423	21.635	54.058	80.44	0.769	14:53:23.940	
9 -	32.733	21.826	54.559	79.70	1.270	14:54:18.499	
10 -	32.855	21.157	54.012	80.51	0.723	14:55:12.511	

P7 142		Chris KENT		Suzuki - More moto			
IDEAL LAP TIME : 53.079		BEST LAP TIME : 53.257		DIFFERENCE : 0.178			
LAP	SECTOR 1	SECTOR 2	LAP TIME	MPH	DIFF	TIME OF DAY	
1 -		21.548	59.129	73.54	5.872	14:47:05.797	
2 -	32.850	21.582	54.432	79.89	1.175	14:48:00.229	
3 -	32.298	21.094	53.392 (2)	81.44	0.135	14:48:53.621	
4 -	32.741	21.202	53.943	80.61	0.686	14:49:47.564	
5 -	32.207	21.195	53.402 (3)	81.43	0.145	14:50:40.966	
6 -	31.985	21.272	53.257 (1)	81.65		14:51:34.223	
7 -	33.319	21.694	55.013	79.04	1.756	14:52:29.236	
8 -	32.632	21.676	54.308	80.07	1.051	14:53:23.544	
9 -	32.776	21.989	54.765	79.40	1.508	14:54:18.309	
10 -	33.591	22.246	55.837	77.88	2.580	14:55:14.146	

P8 19		Kevin LILLEY		Suzuki - Vanson Leathers			
IDEAL LAP TIME : 53.189		BEST LAP TIME : 53.189		DIFFERENCE : 0.000			
LAP	SECTOR 1	SECTOR 2	LAP TIME	MPH	DIFF	TIME OF DAY	
1 -		21.686	1:00.201	72.23	7.012	14:47:06.869	
2 -	32.646	21.294	53.940	80.61	0.751	14:48:00.809	
3 -	32.457	21.343	53.800	80.82	0.611	14:48:54.609	
4 -	32.442	21.270	53.712 (3)	80.96	0.523	14:49:48.321	
5 -	31.970	21.219	53.189 (1)	81.75		14:50:41.510	
6 -	32.041	21.390	53.431 (2)	81.38	0.242	14:51:34.941	
7 -	32.961	21.532	54.493	79.80	1.304	14:52:29.434	
8 -	32.715	21.650	54.365	79.98	1.176	14:53:23.799	
9 -	32.688	22.226	54.914	79.18	1.725	14:54:18.713	
10 -	33.487	22.551	56.038	77.60	2.849	14:55:14.751	

P9 86		Paul WITHERINGTON		Suzuki - P&R plumbing			
IDEAL LAP TIME : 53.708		BEST LAP TIME : 53.868		DIFFERENCE : 0.160			
LAP	SECTOR 1	SECTOR 2	LAP TIME	MPH	DIFF	TIME OF DAY	
1 -		21.649	59.622	72.93	5.754	14:47:06.290	
2 -	32.722	21.692	54.414	79.91	0.546	14:48:00.704	
3 -	32.350	21.518	53.868 (1)	80.72		14:48:54.572	
4 -	32.964	21.639	54.603	79.64	0.735	14:49:49.175	

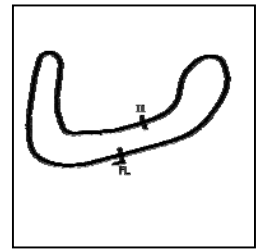
Weather / Track : Bright / Dry

Brands Hatch Indy
Circuit Length = 1.2079 miles
Start: 14:46 Flag 14:55 End: 14:56

BMCRC - MRO Championships 2019 - Rnd 1 @ Brands Hatch Indy

MRO Minitwins & BMCRC Rookie Minitwins

RACE 12 - SECTOR ANALYSIS



SECTOR 1 = FL to I1, SECTOR 2 = I1 to FL, DIFF = Difference To Personal Best Lap, P = Crossed Finish Line in Pit Lane, D = Time Disallowed

5 -	32.190	22.116	54.306 (3)	80.07	0.438	14:50:43.481
6 -	32.466	21.653	54.119 (2)	80.35	0.251	14:51:37.600
7 -	33.291	22.344	55.635	78.16	1.767	14:52:33.235
8 -	33.009	21.696	54.705	79.49	0.837	14:53:27.940
9 -	33.512	22.152	55.664	78.12	1.796	14:54:23.604
10 -	32.788	22.201	54.989	79.08	1.121	14:55:18.593

P10 56		Jamie INGHAM		Suzuki - Oadby motorcycle services			
IDEAL LAP TIME : 53.923		BEST LAP TIME : 54.189		DIFFERENCE : 0.266			
LAP	SECTOR 1	SECTOR 2	LAP TIME	MPH	DIFF	TIME OF DAY	
1 -		21.964	1:01.095	71.17	6.906	14:47:07.763	
2 -	32.708	21.866	54.574	79.68	0.385	14:48:02.337	
3 -	32.676	21.904	54.580	79.67	0.391	14:48:56.917	
4 -	32.690	21.667	54.357 (2)	80.00	0.168	14:49:51.274	
5 -	32.298	21.891	54.189 (1)	80.24		14:50:45.463	
6 -	32.754	21.625	54.379 (3)	79.96	0.190	14:51:39.842	
7 -	32.519	23.472	55.991	77.66	1.802	14:52:35.833	
8 -	32.767	21.798	54.565	79.69	0.376	14:53:30.398	
9 -	33.094	22.101	55.195	78.78	1.006	14:54:25.593	
10 -	32.714	21.884	54.598	79.64	0.409	14:55:20.191	

P11 13		Wii GREEN		Suzuki - Faith Fueled Racing			
IDEAL LAP TIME : 54.157		BEST LAP TIME : 54.157		DIFFERENCE : 0.000			
LAP	SECTOR 1	SECTOR 2	LAP TIME	MPH	DIFF	TIME OF DAY	
1 -		21.967	1:01.760	70.41	7.603	14:47:08.428	
2 -	33.605	21.875	55.480	78.38	1.323	14:48:03.908	
3 -	33.035	21.816	54.851	79.28	0.694	14:48:58.759	
4 -	32.948	22.294	55.242	78.71	1.085	14:49:54.001	
5 -	33.348	22.401	55.749	78.00	1.592	14:50:49.750	
6 -	33.070	21.805	54.875	79.24	0.718	14:51:44.625	
7 -	32.537	21.620	54.157 (1)	80.29		14:52:38.782	
8 -	33.527	22.131	55.658	78.13	1.501	14:53:34.440	
9 -	32.941	21.763	54.704 (2)	79.49	0.547	14:54:29.144	
10 -	32.755	22.086	54.841 (3)	79.29	0.684	14:55:23.985	

P12 5		Barry MANTELL		Suzuki - Swedish car connection			
IDEAL LAP TIME : 53.912		BEST LAP TIME : 53.999		DIFFERENCE : 0.087			
LAP	SECTOR 1	SECTOR 2	LAP TIME	MPH	DIFF	TIME OF DAY	
1 -		22.450	1:04.831	67.07	10.832	14:47:11.499	
2 -	33.015	21.991	55.006	79.05	1.007	14:48:06.505	
3 -	32.757	21.604	54.361	79.99	0.362	14:49:00.866	
4 -	33.563	23.008	56.571	76.86	2.572	14:49:57.437	
5 -	32.771	21.722	54.493	79.80	0.494	14:50:51.930	
6 -	32.523	21.649	54.172 (3)	80.27	0.173	14:51:46.102	
7 -	32.500	21.575	54.075 (2)	80.41	0.076	14:52:40.177	
8 -	33.734	21.689	55.423	78.46	1.424	14:53:35.600	
9 -	32.587	21.412	53.999 (1)	80.53		14:54:29.599	
10 -	32.979	21.898	54.877	79.24	0.878	14:55:24.476	

P13 34 R		Daniel THOMAS		Suzuki -			
IDEAL LAP TIME : 54.329		BEST LAP TIME : 54.418		DIFFERENCE : 0.089			
LAP	SECTOR 1	SECTOR 2	LAP TIME	MPH	DIFF	TIME OF DAY	
1 -		22.794	1:05.099	66.79	10.681	14:47:11.767	
2 -	33.898	21.927	55.825	77.89	1.407	14:48:07.592	
3 -	32.887	21.726	54.613 (3)	79.62	0.195	14:49:02.205	
4 -	32.638	22.909	55.547	78.28	1.129	14:49:57.752	
5 -	32.786	22.260	55.046	78.99	0.628	14:50:52.798	
6 -	32.711	21.707	54.418 (1)	79.91		14:51:47.216	
7 -	32.774	21.691	54.465 (2)	79.84	0.047	14:52:41.681	
8 -	34.191	22.295	56.486	76.98	2.068	14:53:38.167	

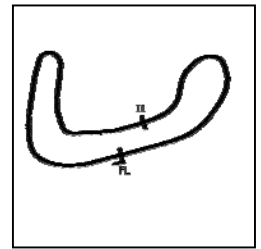
Weather / Track : Bright / Dry

Brands Hatch Indy
Circuit Length = 1.2079 miles
Start: 14:46 Flag 14:55 End: 14:56

BMCRC - MRO Championships 2019 - Rnd 1 @ Brands Hatch Indy

MRO Minitwins & BMCRC Rookie Minitwins

RACE 12 - SECTOR ANALYSIS



SECTOR 1 = FL to I1, SECTOR 2 = I1 to FL, DIFF = Difference To Personal Best Lap, P = Crossed Finish Line in Pit Lane, D = Time Disallowed

9 -	32.995	21.696	54.691	79.51	0.273	14:54:32.858
10 -	32.660	22.376	55.036	79.01	0.618	14:55:27.894

P14 137		Charlie CRAWT		Suzuki - Pass Bike Motorcycle Training Ltd & Sublime Designs			
IDEAL LAP TIME : 54.294		BEST LAP TIME : 54.294		DIFFERENCE : 0.000			
LAP	SECTOR 1	SECTOR 2	LAP TIME	MPH	DIFF	TIME OF DAY	
1 -		22.100	1:03.730	68.23	9.436	14:47:10.398	
2 -	33.554	22.470	56.024	77.62	1.730	14:48:06.422	
3 -	33.069	21.805	54.874 (3)	79.24	0.580	14:49:01.296	
4 -	32.938	23.083	56.021	77.62	1.727	14:49:57.317	
5 -	33.123	22.055	55.178	78.81	0.884	14:50:52.495	
6 -	32.797	21.710	54.507 (2)	79.78	0.213	14:51:47.002	
7 -	32.632	21.662	54.294 (1)	80.09		14:52:41.296	
8 -	34.369	22.208	56.577	76.86	2.283	14:53:37.873	
9 -	33.273	22.123	55.396	78.50	1.102	14:54:33.269	
10 -	33.317	21.705	55.022	79.03	0.728	14:55:28.291	

P15 17 R		Tommy DOWNES		Suzuki - Ray Gnarley/ MoreMoto			
IDEAL LAP TIME : 54.007		BEST LAP TIME : 54.188		DIFFERENCE : 0.181			
LAP	SECTOR 1	SECTOR 2	LAP TIME	MPH	DIFF	TIME OF DAY	
1 -		22.304	1:04.327	67.60	10.139	14:47:10.995	
2 -	33.331	22.286	55.617	78.18	1.429	14:48:06.612	
3 -	33.269	21.926	55.195	78.78	1.007	14:49:01.807	
4 -	32.844	23.448	56.292	77.25	2.104	14:49:58.099	
5 -	33.060	22.248	55.308	78.62	1.120	14:50:53.407	
6 -	32.431	21.884	54.315 (2)	80.06	0.127	14:51:47.722	
7 -	32.647	21.679	54.326 (3)	80.04	0.138	14:52:42.048	
8 -	34.380	22.786	57.166	76.06	2.978	14:53:39.214	
9 -	32.328	21.860	54.188 (1)	80.25		14:54:33.402	
10 -	33.328	21.844	55.172	78.81	0.984	14:55:28.574	

P16 54		Adam JAMISON		Suzuki - AJ Racing			
IDEAL LAP TIME : 55.056		BEST LAP TIME : 55.166		DIFFERENCE : 0.110			
LAP	SECTOR 1	SECTOR 2	LAP TIME	MPH	DIFF	TIME OF DAY	
1 -		22.842	1:05.282	66.61	10.116	14:47:11.950	
2 -	33.457	21.937	55.394	78.50	0.228	14:48:07.344	
3 -	33.119	22.147	55.266 (2)	78.68	0.100	14:49:02.610	
4 -	33.158	23.071	56.229	77.33	1.063	14:49:58.839	
5 -	33.228	22.070	55.298	78.63	0.132	14:50:54.137	
6 -	33.154	22.130	55.284 (3)	78.65	0.118	14:51:49.421	
7 -	33.140	22.026	55.166 (1)	78.82		14:52:44.587	
8 -	33.367	22.608	55.975	77.68	0.809	14:53:40.562	
9 -	33.336	22.144	55.480	78.38	0.314	14:54:36.042	
10 -	33.576	22.092	55.668	78.11	0.502	14:55:31.710	

P17 96		Dan HARRIS		Suzuki - HP Racing			
IDEAL LAP TIME : 55.154		BEST LAP TIME : 55.157		DIFFERENCE : 0.003			
LAP	SECTOR 1	SECTOR 2	LAP TIME	MPH	DIFF	TIME OF DAY	
1 -		22.497	1:02.594	69.47	7.437	14:47:09.262	
2 -	33.470	22.496	55.966	77.70	0.809	14:48:05.228	
3 -	33.017	22.140	55.157 (1)	78.84		14:49:00.385	
4 -	34.020	23.497	57.517	75.60	2.360	14:49:57.902	
5 -	33.899	22.223	56.122	77.48	0.965	14:50:54.024	
6 -	33.494	22.185	55.679	78.10	0.522	14:51:49.703	
7 -	33.014	22.178	55.192 (2)	78.79	0.035	14:52:44.895	
8 -	33.541	22.748	56.289	77.25	1.132	14:53:41.184	
9 -	33.250	22.186	55.436 (3)	78.44	0.279	14:54:36.620	
10 -	33.471	22.175	55.646	78.14	0.489	14:55:32.266	

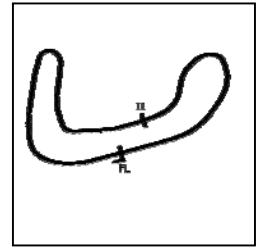
Weather / Track : Bright / Dry

Brands Hatch Indy
Circuit Length = 1.2079 miles
Start: 14:46 Flag 14:55 End: 14:56

BMCRC - MRO Championships 2019 - Rnd 1 @ Brands Hatch Indy

MRO Minitwins & BMCRC Rookie Minitwins

RACE 12 - SECTOR ANALYSIS



SECTOR 1 = FL to I1, SECTOR 2 = I1 to FL, DIFF = Difference To Personal Best Lap, P = Crossed Finish Line in Pit Lane, D = Time Disallowed

P18 69		Danny HUSKINSON		Suzuki - art of racing		
IDEAL LAP TIME : 54.276		BEST LAP TIME : 54.276		DIFFERENCE : 0.000		
LAP	SECTOR 1	SECTOR 2	LAP TIME	MPH	DIFF	TIME OF DAY
1 -		21.923	1:01.432	70.78	7.156	14:47:08.100
2 -	33.440	22.147	55.587	78.23	1.311	14:48:03.687
3 -	33.457	21.773	55.230 (3)	78.73	0.954	14:48:58.917
4 -	33.297	23.187	56.484	76.98	2.208	14:49:55.401
5 -	33.515	22.143	55.658	78.13	1.382	14:50:51.059
6 -	33.574	21.915	55.489	78.36	1.213	14:51:46.548
7 -	32.653	21.623	54.276 (1)	80.12		14:52:40.824
8 -	34.477	21.930	56.407	77.09	2.131	14:53:37.231
9 -	33.183	21.915	55.098 (2)	78.92	0.822	14:54:32.329
10 -	32.975	22.370	55.345	78.57	1.069	14:55:27.674

P19 48		Shaun WALLIS		Suzuki - Walling Tyres		
IDEAL LAP TIME : 55.751		BEST LAP TIME : 56.053		DIFFERENCE : 0.302		
LAP	SECTOR 1	SECTOR 2	LAP TIME	MPH	DIFF	TIME OF DAY
1 -		23.055	1:05.734	66.15	9.681	14:47:12.402
2 -	34.146	22.380	56.526	76.93	0.473	14:48:08.928
3 -	33.738	22.323	56.061 (2)	77.56	0.008	14:49:04.989
4 -	33.530	23.567	57.097	76.16	1.044	14:50:02.086
5 -	34.476	22.635	57.111	76.14	1.058	14:50:59.197
6 -	33.784	22.648	56.432 (3)	77.05	0.379	14:51:55.629
7 -	33.993	22.680	56.673	76.73	0.620	14:52:52.302
8 -	34.397	23.454	57.851	75.16	1.798	14:53:50.153
9 -	34.493	22.787	57.280	75.91	1.227	14:54:47.433
10 -	33.832	22.221	56.053 (1)	77.58		14:55:43.486

P20 84		Ricardo BRANCO		Suzuki - IMP Racing		
IDEAL LAP TIME : 56.331		BEST LAP TIME : 56.363		DIFFERENCE : 0.032		
LAP	SECTOR 1	SECTOR 2	LAP TIME	MPH	DIFF	TIME OF DAY
1 -		23.001	1:05.849	66.03	9.486	14:47:12.517
2 -	34.380	22.680	57.060	76.21	0.697	14:48:09.577
3 -	34.328	23.201	57.529	75.58	1.166	14:49:07.106
4 -	34.202	23.451	57.653	75.42	1.290	14:50:04.759
5 -	34.610	22.919	57.529	75.58	1.166	14:51:02.288
6 -	34.392	22.882	57.274	75.92	0.911	14:51:59.562
7 -	34.119	22.717	56.836	76.51	0.473	14:52:56.398
8 -	33.996	22.726	56.722 (2)	76.66	0.359	14:53:53.120
9 -	34.181	22.616	56.797 (3)	76.56	0.434	14:54:49.917
10 -	33.715	22.648	56.363 (1)	77.15		14:55:46.280

P21 40 R		Simon WILKINSON		Suzuki - S P Wilkinson Engineering Ltd		
IDEAL LAP TIME : 59.059		BEST LAP TIME : 59.107		DIFFERENCE : 0.048		
LAP	SECTOR 1	SECTOR 2	LAP TIME	MPH	DIFF	TIME OF DAY
1 -		24.443	1:08.464	63.51	9.357	14:47:15.132
2 -	35.940	23.766	59.706	72.83	0.599	14:48:14.838
3 -	36.289	23.988	1:00.277	72.14	1.170	14:49:15.115
4 -	36.161	24.495	1:00.656	71.69	1.549	14:50:15.771
5 -	36.615	24.323	1:00.938	71.36	1.831	14:51:16.709
6 -	37.036	23.791	1:00.827	71.49	1.720	14:52:17.536
7 -	35.865	23.467	59.332 (3)	73.29	0.225	14:53:16.868
8 -	35.592	23.515	59.107 (1)	73.57		14:54:15.975
9 -	35.665	23.600	59.265 (2)	73.37	0.158	14:55:15.240

P22 44		Tony PARKER		Suzuki - Emerald Elevators		
IDEAL LAP TIME : 59.176		BEST LAP TIME : 59.207		DIFFERENCE : 0.031		
LAP	SECTOR 1	SECTOR 2	LAP TIME	MPH	DIFF	TIME OF DAY
1 -		24.187	1:08.047	63.90	8.840	14:47:14.715

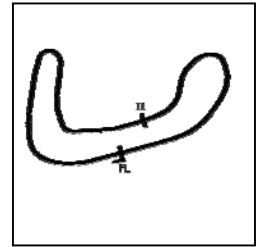
Weather / Track : Bright / Dry

Brands Hatch Indy
Circuit Length = 1.2079 miles
Start: 14:46 Flag 14:55 End: 14:56

BMCRC - MRO Championships 2019 - Rnd 1 @ Brands Hatch Indy

MRO Minitwins & BMCRC Rookie Minitwins

RACE 12 - SECTOR ANALYSIS



SECTOR 1 = FL to I1, SECTOR 2 = I1 to FL, DIFF = Difference To Personal Best Lap, P = Crossed Finish Line in Pit Lane, D = Time Disallowed

2 -	35.872	23.985	59.857	72.64	0.650	14:48:14.572
3 -	36.389	24.040	1:00.429	71.96	1.222	14:49:15.001
4 -	36.669	24.597	1:01.266	70.97	2.059	14:50:16.267
5 -	36.387	24.562	1:00.949	71.34	1.742	14:51:17.216
6 -	36.313	23.848	1:00.161	72.28	0.954	14:52:17.377
7 -	35.724	23.696	59.420 (2)	73.18	0.213	14:53:16.797
8 -	35.796	23.969	59.765 (3)	72.76	0.558	14:54:16.562
9 -	35.480	23.727	59.207 (1)	73.44		14:55:15.769

P23 43		Robert DAVIE		Suzuki -		
IDEAL LAP TIME : 58.895		BEST LAP TIME : 59.458		DIFFERENCE : 0.563		
LAP	SECTOR 1	SECTOR 2	LAP TIME	MPH	DIFF	TIME OF DAY
1 -		23.437	1:08.610	63.38	9.152	14:47:15.278
2 -	37.451	23.313	1:00.764	71.56	1.306	14:48:16.042
3 -	36.668	23.248	59.916	72.57	0.458	14:49:15.958
4 -	36.694	23.995	1:00.689	71.65	1.231	14:50:16.647
5 -	37.112	23.669	1:00.781	71.54	1.323	14:51:17.428
6 -	37.392	22.937	1:00.329	72.08	0.871	14:52:17.757
7 -	36.680	22.845	59.525 (2)	73.05	0.067	14:53:17.282
8 -	36.050	23.784	59.834 (3)	72.67	0.376	14:54:17.116
9 -	36.613	22.845	59.458 (1)	73.13		14:55:16.574

P24 51		Andrew DURANT		Suzuki -		
IDEAL LAP TIME : 59.185		BEST LAP TIME : 59.185		DIFFERENCE : 0.000		
LAP	SECTOR 1	SECTOR 2	LAP TIME	MPH	DIFF	TIME OF DAY
1 -		24.353	1:10.215	61.93	11.030	14:47:16.883
2 -	36.235	24.267	1:00.502	71.87	1.317	14:48:17.385
3 -	36.250	23.943	1:00.193 (3)	72.24	1.008	14:49:17.578
4 -	36.425	24.598	1:01.023	71.26	1.838	14:50:18.601
5 -	36.280	24.359	1:00.639	71.71	1.454	14:51:19.240
6 -	36.436	23.782	1:00.218	72.21	1.033	14:52:19.458
7 -	35.859	23.599	59.458 (2)	73.13	0.273	14:53:18.916
8 -	36.587	23.618	1:00.205	72.22	1.020	14:54:19.121
9 -	35.731	23.454	59.185 (1)	73.47		14:55:18.306

P25 6		Andrew FIRTH		Suzuki - LTRmotorcycles.co.uk		
IDEAL LAP TIME : 1:00.411		BEST LAP TIME : 1:00.411		DIFFERENCE : 0.000		
LAP	SECTOR 1	SECTOR 2	LAP TIME	MPH	DIFF	TIME OF DAY
1 -		25.059	1:11.853	60.52	11.442	14:47:18.521
2 -	36.913	24.584	1:01.497	70.71	1.086	14:48:20.018
3 -	36.568	24.148	1:00.716 (2)	71.62	0.305	14:49:20.734
4 -	36.807	24.681	1:01.488	70.72	1.077	14:50:22.222
5 -	37.002	24.446	1:01.448	70.76	1.037	14:51:23.670
6 -	36.997	24.459	1:01.456	70.75	1.045	14:52:25.126
7 -	37.260	24.284	1:01.544	70.65	1.133	14:53:26.670
8 -	36.980	24.119	1:01.099 (3)	71.17	0.688	14:54:27.769
9 -	36.490	23.921	1:00.411 (1)	71.98		14:55:28.180

P26 415 R		Alan HENSBY		Suzuki -		
IDEAL LAP TIME : 1:00.305		BEST LAP TIME : 1:00.308		DIFFERENCE : 0.003		
LAP	SECTOR 1	SECTOR 2	LAP TIME	MPH	DIFF	TIME OF DAY
1 -		23.547	1:09.031	62.99	8.723	14:47:15.699
2 -	37.174	23.703	1:00.877 (2)	71.43	0.569	14:48:16.576
3 -	36.794	23.514	1:00.308 (1)	72.10		14:49:16.884
4 -	37.463	24.509	1:01.972	70.17	1.664	14:50:18.856
5 -	36.791	24.444	1:01.235	71.01	0.927	14:51:20.091
6 -	36.883	24.215	1:01.098	71.17	0.790	14:52:21.189
7 -	37.238	23.640	1:00.878 (3)	71.43	0.570	14:53:22.067
8 -	37.404	24.225	1:01.629	70.56	1.321	14:54:23.696
9 -	37.347	24.072	1:01.419	70.80	1.111	14:55:25.115

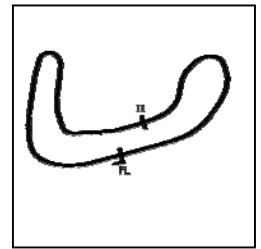
Weather / Track : Bright / Dry

Brands Hatch Indy
Circuit Length = 1.2079 miles
Start: 14:46 Flag 14:55 End: 14:56

BMCRC - MRO Championships 2019 - Rnd 1 @ Brands Hatch Indy

MRO Minitwins & BMCRC Rookie Minitwins

RACE 12 - SECTOR ANALYSIS



SECTOR 1 = FL to I1, SECTOR 2 = I1 to FL, DIFF = Difference To Personal Best Lap, P = Crossed Finish Line in Pit Lane, D = Time Disallowed

P27 126		Damien LECHAUVE		Suzuki -		
IDEAL LAP TIME : 1:02.080		BEST LAP TIME : 1:02.674		DIFFERENCE : 0.594		
LAP	SECTOR 1	SECTOR 2	LAP TIME	MPH	DIFF	TIME OF DAY
1 -		25.184	1:11.927	60.45	9.253	14:47:18.595
2 -	38.265	26.303	1:04.568	67.34	1.894	14:48:23.163
3 -	38.778	25.436	1:04.214	67.72	1.540	14:49:27.377
4 -	38.517	26.310	1:04.827	67.08	2.153	14:50:32.204
5 -	37.022	25.659	1:02.681 (2)	69.37	0.007	14:51:34.885
6 -	37.285	26.363	1:03.648	68.32	0.974	14:52:38.533
7 -	37.628	25.058	1:02.686 (3)	69.37	0.012	14:53:41.219
8 -	37.379	25.295	1:02.674 (1)	69.38		14:54:43.893
9 -	37.832	25.133	1:02.965	69.06	0.291	14:55:46.858

P28 50		Adam RIDGWELL		Suzuki -		
IDEAL LAP TIME : 1:02.706		BEST LAP TIME : 1:02.746		DIFFERENCE : 0.040		
LAP	SECTOR 1	SECTOR 2	LAP TIME	MPH	DIFF	TIME OF DAY
1 -		25.134	1:12.799	59.73	10.053	14:47:19.467
2 -	38.446	24.976	1:03.422 (3)	68.56	0.676	14:48:22.889
3 -	38.005	24.922	1:02.927 (2)	69.10	0.181	14:49:25.816
4 -	39.587	25.522	1:05.109	66.78	2.363	14:50:30.925
5 -	37.784	24.962	1:02.746 (1)	69.30		14:51:33.671
6 -	38.204	25.513	1:03.717	68.24	0.971	14:52:37.388
7 -	38.894	26.620	1:05.514	66.37	2.768	14:53:42.902
8 -	39.585	25.979	1:05.564	66.32	2.818	14:54:48.466
9 -	39.612	25.442	1:05.054	66.84	2.308	14:55:53.520

P29 70 R		Vanessa GILLAM		Suzuki - No More Straps		
IDEAL LAP TIME : 1:14.001		BEST LAP TIME : 1:14.602		DIFFERENCE : 0.601		
LAP	SECTOR 1	SECTOR 2	LAP TIME	MPH	DIFF	TIME OF DAY
1 -		29.460	1:22.836	52.49	8.234	14:47:29.504
2 -	45.275	29.940	1:15.215	57.81	0.613	14:48:44.719
3 -	45.640	29.429	1:15.069 (3)	57.92	0.467	14:49:59.788
4 -	44.840	29.837	1:14.677 (2)	58.23	0.075	14:51:14.465
5 -	46.700	29.161	1:15.861	57.32	1.259	14:52:30.326
6 -	45.386	29.216	1:14.602 (1)	58.29		14:53:44.928
7 -	46.395	30.539	1:16.934	56.52	2.332	14:55:01.862

P30 20 R		Steve MALE		Suzuki -		
IDEAL LAP TIME : 1:15.093		BEST LAP TIME : 1:15.783		DIFFERENCE : 0.690		
LAP	SECTOR 1	SECTOR 2	LAP TIME	MPH	DIFF	TIME OF DAY
1 -		30.194	1:25.796	50.68	10.013	14:47:32.464
2 -	46.554	30.203	1:16.757	56.65	0.974	14:48:49.221
3 -	46.505	30.557	1:17.062	56.42	1.279	14:50:06.283
4 -	46.726	30.784	1:17.510	56.10	1.727	14:51:23.793
5 -	45.909	29.874	1:15.783 (1)	57.38		14:52:39.576
6 -	46.267	29.562	1:15.829 (2)	57.34	0.046	14:53:55.405
7 -	47.532	29.184	1:16.716 (3)	56.68	0.933	14:55:12.121

P31 159		Benn RIDGWELL		Suzuki -		
IDEAL LAP TIME : 1:00.146		BEST LAP TIME : 1:00.146		DIFFERENCE : 0.000		
LAP	SECTOR 1	SECTOR 2	LAP TIME	MPH	DIFF	TIME OF DAY
1 -		24.842	1:10.701	61.50	10.555	14:47:17.369
2 -	36.251	24.186	1:00.437 (2)	71.95	0.291	14:48:17.806
3 -	36.143	24.003	1:00.146 (1)	72.30		14:49:17.952
4 -	36.830	24.598	1:01.428	70.79	1.282	14:50:19.380
5 -	36.848	24.988	1:01.836	70.32	1.690	14:51:21.216
6 -	36.897	24.199	1:01.096 (3)	71.17	0.950	14:52:22.312
7 -	37.431	24.478	1:01.909	70.24	1.763	14:53:24.221

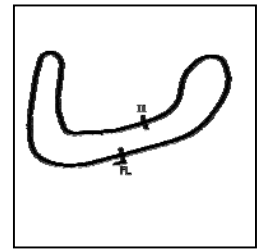
Weather / Track : Bright / Dry

Brands Hatch Indy
Circuit Length = 1.2079 miles
Start: 14:46 Flag 14:55 End: 14:56

BMCRC - MRO Championships 2019 - Rnd 1 @ Brands Hatch Indy

MRO Minitwins & BMCRC Rookie Minitwins

RACE 12 - SECTOR ANALYSIS



SECTOR 1 = FL to I1, SECTOR 2 = I1 to FL, DIFF = Difference To Personal Best Lap, P = Crossed Finish Line in Pit Lane, D = Time Disallowed

P32 92 Michael JACKSON		Suzuki -				
IDEAL LAP TIME : 53.968		BEST LAP TIME : 53.968		DIFFERENCE : 0.000		
LAP	SECTOR 1	SECTOR 2	LAP TIME	MPH	DIFF	TIME OF DAY
1 -		22.454	1:03.349	68.64	9.381	14:47:10.017
2 -	33.251	22.040	55.291 (2)	78.64	1.323	14:48:05.308
3 -	32.389	21.579	53.968 (1)	80.57		14:48:59.276

BMCRC - MRO Championships 2019 - Rnd 1 @ Brands Hatch Indy

MRO Minitwins & BMCRC Rookie Minitwins

RACE 12 - BEST SECTORS

SECTOR 1			SECTOR 2			IDEAL / BEST COMPARISON						
POS	NO	NAME	TIME	NO	NAME	TIME	POS	NO	NAME	IDEAL	BEST	DIFF
									PERFECT LAP	52.254		
1	26	DAVIES	31.249	232	WETHERELL	21.005	1	26	DAVIES	52.492	52.618	0.126
2	9	TAYLOR	31.499	142	KENT	21.094	2	9	TAYLOR	52.707	52.809	0.102
3	74	SINGLETON	31.557	78	POVAH	21.182	3	74	SINGLETON	52.793	52.953	0.160
4	184	TWYFORD	31.649	9	TAYLOR	21.208	4	184	TWYFORD	52.963	53.188	0.225
5	78	POVAH	31.824	19	LILLEY	21.219	5	78	POVAH	53.006	53.218	0.212
6	19	LILLEY	31.970	74	SINGLETON	21.236	6	142	KENT	53.079	53.257	0.178
7	142	KENT	31.985	26	DAVIES	21.243	7	19	LILLEY	53.189	53.189	0.000
8	86	WITHERINGTON	32.190	184	TWYFORD	21.314	8	232	WETHERELL	53.205	53.289	0.084
9	232	WETHERELL	32.200	5	MANTELL	21.412	9	86	WITHERINGTON	53.708	53.868	0.160
10	56	INGHAM	32.298	86	WITHERINGTON	21.518	10	5	MANTELL	53.912	53.999	0.087
11	17	DOWNES	32.328	92	JACKSON	21.579	11	56	INGHAM	53.923	54.189	0.266
12	92	JACKSON	32.389	13	GREEN	21.620	12	92	JACKSON	53.968	53.968	0.000
13	5	MANTELL	32.500	69	HUSKINSON	21.623	13	17	DOWNES	54.007	54.188	0.181
14	13	GREEN	32.537	56	INGHAM	21.625	14	13	GREEN	54.157	54.157	0.000
15	137	CRAWT	32.632	137	CRAWT	21.662	15	69	HUSKINSON	54.276	54.276	0.000
16	34	THOMAS	32.638	17	DOWNES	21.679	16	137	CRAWT	54.294	54.294	0.000
17	69	HUSKINSON	32.653	34	THOMAS	21.691	17	34	THOMAS	54.329	54.418	0.089
18	96	HARRIS	33.014	54	JAMISON	21.937	18	54	JAMISON	55.056	55.166	0.110
19	54	JAMISON	33.119	96	HARRIS	22.140	19	96	HARRIS	55.154	55.157	0.003
20	48	WALLIS	33.530	48	WALLIS	22.221	20	48	WALLIS	55.751	56.053	0.302
21	84	BRANCO	33.715	84	BRANCO	22.616	21	84	BRANCO	56.331	56.363	0.032
22	44	PARKER	35.480	43	DAVIE	22.845	22	43	DAVIE	58.895	59.458	0.563
23	40	WILKINSON	35.592	51	DURANT	23.454	23	40	WILKINSON	59.059	59.107	0.048
24	51	DURANT	35.731	40	WILKINSON	23.467	24	44	PARKER	59.176	59.207	0.031
25	43	DAVIE	36.050	415	HENSBY	23.514	25	51	DURANT	59.185	59.185	0.000
26	159	RIDGWELL	36.143	44	PARKER	23.696	26	159	RIDGWELL	1:00.146	1:00.146	0.000
27	6	FIRTH	36.490	6	FIRTH	23.921	27	415	HENSBY	1:00.305	1:00.308	0.003
28	415	HENSBY	36.791	159	RIDGWELL	24.003	28	6	FIRTH	1:00.411	1:00.411	0.000
29	126	LECHAUVE	37.022	50	RIDGWELL	24.922	29	126	LECHAUVE	1:02.080	1:02.674	0.594
30	50	RIDGWELL	37.784	126	LECHAUVE	25.058	30	50	RIDGWELL	1:02.706	1:02.746	0.040
31	70	GILLAM	44.840	70	GILLAM	29.161	31	70	GILLAM	1:14.001	1:14.602	0.601
32	20	MALE	45.909	20	MALE	29.184	32	20	MALE	1:15.093	1:15.783	0.690

33

BMCRC-MRO Championships 2019



ACU TEAM GREEN JUNIOR CUP & SENIOR NINJA SERIES

Brands Hatch Indy Circuit

9th / 10th April 2019



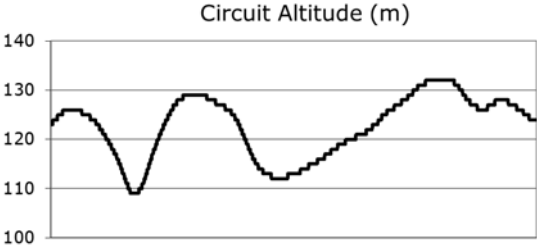
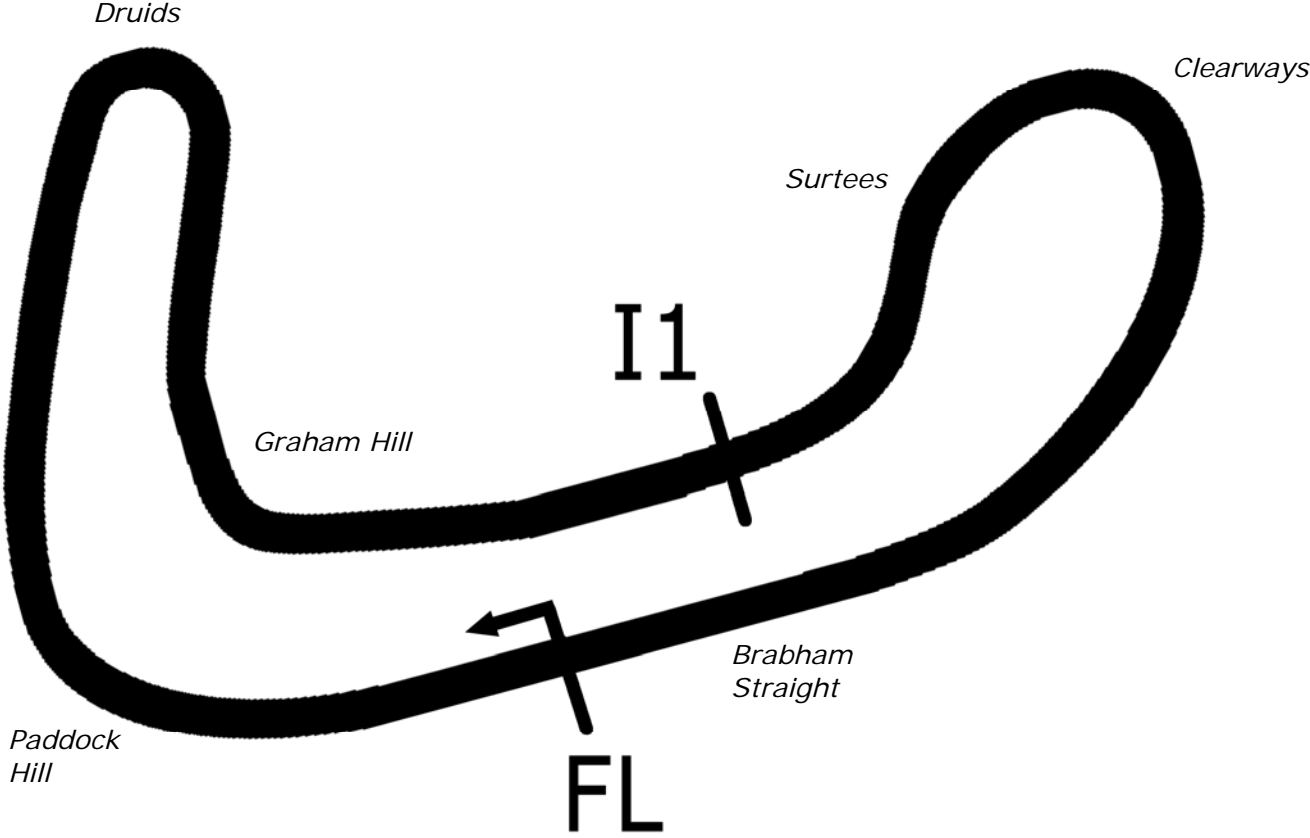
Results Provided by Timing Solutions Ltd
www.tsl-timing.com

Brands Hatch Indy



SPORTS TIMING

TIMING SOLUTIONS LTD



Length	1.2079 miles	1944.0 m	
FL		51.36032 N	0.26032 E
I1	1112m	51.35934 N	0.25955 E
Pit Entry	1669m	51.35911 N	0.25743 E
Pit Exit	26m after FL	51.36027 N	0.26078 E
Pit Entry–Pit Exit 277m, 16.6s @60kph, 12.4s @80kph			

BMCRC - MRO Championships 2019 - Rnd 1 @ Brands Hatch Indy

ACU Team Green Junior & Senior 300

QUALIFYING - CLASSIFICATION



POS	NO	CL	PIC NAME	ENTRY	TIME	ON	LAPS	GAP	DIFF	MPH
1	136	S	1 Harry FOWLE	NINJA 400 - Bernard Elliott Racing/ Steve Jordan Motorcy	58.529	7	7			74.29
2	41	J	1 Kyal TINKER	NINJA 300 - Aquatix-2u Ltd	58.595	6	7	0.066	0.066	74.21
3	52	J	2 Kam DIXON	NINJA 300 - Delicious Race Wear	58.683	7	7	0.154	0.088	74.10
4	186	J	3 Owen JENNER	Kawasaki - JB motorcycles	58.798	6	7	0.269	0.115	73.95
5	3	J	4 Lewis JONES	NINJA 300 - 151 s	59.340	4	7	0.811	0.542	73.28
6	20	S	2 Kai DICKINSON	NINJA 300 - Yeeet Racing	59.585	7	7	1.056	0.245	72.98
7	99	J	5 Jamie LE MASURIER	NINJA 300 - Pipework Solutions Ltd	59.862	3	6	1.333	0.277	72.64
8	62	S	3 Alex VELLA	NINJA 300 - myself	59.892	7	7	1.363	0.030	72.60
9	38	S	4 Bob COUCHMAN	NINJA 300 - Pinky Janey	59.974	3	7	1.445	0.082	72.50
10	6	S	5 Martin COOPER	NINJA 300 -	1:00.057	2	7	1.528	0.083	72.40
11	67	S	6 Tony MORRIS	NINJA 300 - Chippy racing team	1:00.080	7	7	1.551	0.023	72.38
12	65	S	7 Konrad BREESE	NINJA 300 - STIHL Racing	1:00.768	6	7	2.239	0.688	71.56
13	28	S	8 Kelvin HOARE	NINJA 300 - Southern and Country Roofing Ltd	1:00.913	6	7	2.384	0.145	71.39
14	70	S	9 Sean HALL	NINJA 300 - S and y ceramics	1:00.998	6	7	2.469	0.085	71.29
15	14	S	10 Tony DAVIES	NINJA 300 - 3d raceing	1:01.147	6	6	2.618	0.149	71.11
16	24	S	11 Darren STOLTON	NINJA 300 -	1:01.590	4	6	3.061	0.443	70.60
17	25	S	12 Leon JONES	NINJA 300 -	1:02.076	6	7	3.547	0.486	70.05
18	43	S	13 Colin HALL	NINJA 300 -	1:02.103	6	6	3.574	0.027	70.02
19	36	S	14 Daniel SUTHERLAND	NINJA 300 -	1:02.426	3	6	3.897	0.323	69.66
20	68	J	6 Lucca ALLEN	NINJA 300 - mark allen autosmart	1:02.723	4	6	4.194	0.297	69.33
21	2	S	15 Monica ISAAC	NINJA 300 -	1:02.819	5	6	4.290	0.096	69.22
22	48	S	16 Kevin SABBARTON	NINJA 300 -	1:03.654	4	6	5.125	0.835	68.31
23	31	J	7 Corey TINKER	NINJA 300 - Aquatix-2u Ltd	1:05.623	6	6	7.094	1.969	66.26
24	42	J	8 Christopher JOHNSON	NINJA 300 -	1:06.553	6	6	8.024	0.930	65.34
25	16	J	9 Harry COOPER	NINJA 300 -	1:06.788	6	6	8.259	0.235	65.11
26	122	S	17 Paul WILSON	NINJA 300 -	1:09.285	5	6	10.756	2.497	62.76
27	32	S	18 John MACKNESS	NINJA 300 - Salisbury Cleaners	1:09.557	5	5	11.028	0.272	62.51
28	77	J	10 Joe WHITE	NINJA 300 - Just In Graphics	1:10.023	5	6	11.494	0.466	62.10
29	15	J	11 Ruari BURNETT	NINJA 300 -	1:13.951	5	5	15.422	3.928	58.80

No. 3, 28, 62, 99 & 186 - Please fit a working transponder

Weather / Track : Cloudy / Dry

These results are provisional until the conclusion of any judicial and technical matters.

Brands Hatch Indy

Circuit Length = 1.2079 miles

Start: 11:21 Flag 00:00 End: 11:35

Clerk Of Course :

Timekeeper :

Results can be found at www.tsl-timing.com

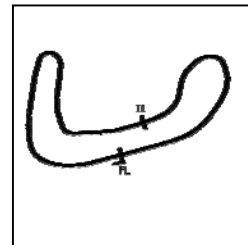
Printed - 11:42 Saturday, 09 March 2019



BMCRC - MRO Championships 2019 - Rnd 1 @ Brands Hatch Indy

ACU Team Green Junior & Senior 300

QUALIFYING - SECTOR ANALYSIS



SECTOR 1 = FL to I1, SECTOR 2 = I1 to FL, DIFF = Difference To Personal Best Lap, P = Crossed Finish Line in Pit Lane, D = Time Disallowed

P1 136 S Harry FOWLE		NINJA 400 - Bernard Elliott Racing/ Steve Jordan Motorcycles				
IDEAL LAP TIME : 58.297		BEST LAP TIME : 58.529		DIFFERENCE : 0.232		
LAP	SECTOR 1	SECTOR 2	LAP TIME	MPH	DIFF	TIME OF DAY
1 -	38.532	24.016	1:02.548	69.52	4.019	11:23:03.469
2 -	35.839	24.321	1:00.160	72.28	1.631	11:24:03.629
3 -	35.924	25.030	1:00.954	71.34	2.425	11:25:04.583
4 -	35.485	24.107	59.592 (3)	72.97	1.063	11:26:04.175
5 -	37.601	24.578	1:02.179	69.93	3.650	11:27:06.354
6 -	35.431	23.122	58.553 (2)	74.26	0.024	11:28:04.907
7 -	35.175	23.354	58.529 (1)	74.29		11:29:03.436

P2 41 J Kyal TINKER		NINJA 300 - Aquatix-2u Ltd				
IDEAL LAP TIME : 58.595		BEST LAP TIME : 58.595		DIFFERENCE : 0.000		
LAP	SECTOR 1	SECTOR 2	LAP TIME	MPH	DIFF	TIME OF DAY
1 -	43.723	25.520	1:09.243	62.80	10.648	11:23:19.850
2 -	39.323	24.237	1:03.560	68.41	4.965	11:24:23.410
3 -	37.529	23.759	1:01.288 (3)	70.95	2.693	11:25:24.698
4 -	36.861	25.336	1:02.197	69.91	3.602	11:26:26.895
5 -	37.217	23.432	1:00.649 (2)	71.70	2.054	11:27:27.544
6 -	35.670	22.925	58.595 (1)	74.21		11:28:26.139
7 -	39.725	25.082	1:04.807	67.10	6.212	11:29:30.946

P3 52 J Kam DIXON		NINJA 300 - Delicious Race Wear				
IDEAL LAP TIME : 58.382		BEST LAP TIME : 58.683		DIFFERENCE : 0.301		
LAP	SECTOR 1	SECTOR 2	LAP TIME	MPH	DIFF	TIME OF DAY
1 -	39.982	24.761	1:04.743	67.16	6.060	11:23:10.530
2 -	37.147	23.774	1:00.921	71.38	2.238	11:24:11.451
3 -	35.509	23.360	58.869 (2)	73.86	0.186	11:25:10.320
4 -	36.926	23.574	1:00.500	71.87	1.817	11:26:10.820
5 -	35.028	25.069	1:00.097 (3)	72.35	1.414	11:27:10.917
6 -	38.389	23.901	1:02.290	69.81	3.607	11:28:13.207
7 -	35.329	23.354	58.683 (1)	74.10		11:29:11.890

P4 186 J Owen JENNER		Kawasaki - JB motorcycles				
IDEAL LAP TIME :		BEST LAP TIME : 58.798		DIFFERENCE :		
LAP	SECTOR 1	SECTOR 2	LAP TIME	MPH	DIFF	TIME OF DAY
1 -			1:04.699	67.21	5.901	11:23:01.142
2 -			1:02.078	70.05	3.280	11:24:03.220
3 -			1:00.627	71.72	1.829	11:25:03.847
4 -			59.804 (3)	72.71	1.006	11:26:03.651
5 -			1:00.246	72.18	1.448	11:27:03.897
6 -			58.798 (1)	73.95		11:28:02.695
7 -			59.240 (2)	73.40	0.442	11:29:01.935

P5 3 J Lewis JONES		NINJA 300 - 151 s				
IDEAL LAP TIME :		BEST LAP TIME : 59.340		DIFFERENCE :		
LAP	SECTOR 1	SECTOR 2	LAP TIME	MPH	DIFF	TIME OF DAY
1 -			1:03.502	68.47	4.162	11:23:08.056
2 -			1:00.392	72.00	1.052	11:24:08.448
3 -			59.763	72.76	0.423	11:25:08.211
4 -			59.340 (1)	73.28		11:26:07.551
5 -			1:01.632	70.55	2.292	11:27:09.183
6 -			59.756 (3)	72.77	0.416	11:28:08.939
7 -			59.526 (2)	73.05	0.186	11:29:08.465

P6 20 S Kai DICKINSON		NINJA 300 - Yeet Racing				
IDEAL LAP TIME : 59.560		BEST LAP TIME : 59.585		DIFFERENCE : 0.025		
LAP	SECTOR 1	SECTOR 2	LAP TIME	MPH	DIFF	TIME OF DAY

Weather / Track : Cloudy / Dry

Brands Hatch Indy
Circuit Length = 1.2079 miles
Start: 11:21 Flag 00:00 End: 11:35

BMCRC - MRO Championships 2019 - Rnd 1 @ Brands Hatch Indy

ACU Team Green Junior & Senior 300

QUALIFYING - SECTOR ANALYSIS



SECTOR 1 = FL to I1, SECTOR 2 = I1 to FL, DIFF = Difference To Personal Best Lap, P = Crossed Finish Line in Pit Lane, D = Time Disallowed

1 -	38.607	24.741	1:03.348	68.64	3.763	11:23:05.439
2 -	37.300	24.635	1:01.935	70.21	2.350	11:24:07.374
3 -	36.132	24.169	1:00.301 (3)	72.11	0.716	11:25:07.675
4 -	35.857	24.297	1:00.154 (2)	72.29	0.569	11:26:07.829
5 -	37.099	25.050	1:02.149	69.97	2.564	11:27:09.978
6 -	37.501	23.948	1:01.449	70.76	1.864	11:28:11.427
7 -	35.612	23.973	59.585 (1)	72.98		11:29:11.012

P7 99 J		Jamie LE MASURIER		NINJA 300 - Pipework Solutions Ltd			
IDEAL LAP TIME :		BEST LAP TIME : 59.862		DIFFERENCE :			
LAP	SECTOR 1	SECTOR 2	LAP TIME	MPH	DIFF	TIME OF DAY	
1 -			2:03.376	35.24	1:03.514	11:24:04.412	
2 -			1:00.501 (3)	71.87	0.639	11:25:04.913	
3 -			59.862 (1)	72.64		11:26:04.775	
4 -			1:03.707	68.25	3.845	11:27:08.482	
5 -			1:00.359 (2)	72.04	0.497	11:28:08.841	
6 -			1:00.901	71.40	1.039	11:29:09.742	

P8 62 S		Alex VELLA		NINJA 300 - myself			
IDEAL LAP TIME : 59.310		BEST LAP TIME : 59.892		DIFFERENCE : 0.582			
LAP	SECTOR 1	SECTOR 2	LAP TIME	MPH	DIFF	TIME OF DAY	
1 -	38.805	24.462	1:03.267	68.73	3.375	11:23:07.184	
2 -	37.342	23.759	1:01.101	71.17	1.209	11:24:08.285	
3 -	36.870	23.877	1:00.747 (3)	71.58	0.855	11:25:09.032	
4 -	36.951	23.372	1:00.323 (2)	72.08	0.431	11:26:09.355	
5 -			1:00.983	71.30	1.091	11:27:10.338	
6 -	38.451	23.764	1:02.215	69.89	2.323	11:28:12.553	
7 -	35.938	23.954	59.892 (1)	72.60		11:29:12.445	

P9 38 S		Bob COUCHMAN		NINJA 300 - Pinky Janey			
IDEAL LAP TIME : 59.701		BEST LAP TIME : 59.974		DIFFERENCE : 0.273			
LAP	SECTOR 1	SECTOR 2	LAP TIME	MPH	DIFF	TIME OF DAY	
1 -	40.854	25.212	1:06.066	65.82	6.092	11:23:09.184	
2 -	37.311	23.753	1:01.064	71.21	1.090	11:24:10.248	
3 -	36.099	23.875	59.974 (1)	72.50		11:25:10.222	
4 -	36.833	23.823	1:00.656 (3)	71.69	0.682	11:26:10.878	
5 -	35.948	25.403	1:01.351	70.88	1.377	11:27:12.229	
6 -	37.996	24.870	1:02.866	69.17	2.892	11:28:15.095	
7 -	36.345	24.093	1:00.438 (2)	71.95	0.464	11:29:15.533	

P10 6 S		Martin COOPER		NINJA 300 -			
IDEAL LAP TIME : 59.597		BEST LAP TIME : 1:00.057		DIFFERENCE : 0.460			
LAP	SECTOR 1	SECTOR 2	LAP TIME	MPH	DIFF	TIME OF DAY	
1 -	37.293	25.180	1:02.473	69.60	2.416	11:23:09.253	
2 -	36.128	23.929	1:00.057 (1)	72.40		11:24:09.310	
3 -	36.108	24.143	1:00.251 (3)	72.17	0.194	11:25:09.561	
4 -	36.704	23.666	1:00.370	72.03	0.313	11:26:09.931	
5 -	35.931	25.113	1:01.044	71.23	0.987	11:27:10.975	
6 -	38.139	24.001	1:02.140	69.98	2.083	11:28:13.115	
7 -	36.240	23.864	1:00.104 (2)	72.35	0.047	11:29:13.219	

P11 67 S		Tony MORRIS		NINJA 300 - Chippy racing team			
IDEAL LAP TIME : 59.761		BEST LAP TIME : 1:00.080		DIFFERENCE : 0.319			
LAP	SECTOR 1	SECTOR 2	LAP TIME	MPH	DIFF	TIME OF DAY	
1 -	38.305	24.264	1:02.569	69.50	2.489	11:23:07.276	
2 -	36.760	23.758	1:00.518 (3)	71.85	0.438	11:24:07.794	
3 -	36.732	24.172	1:00.904	71.40	0.824	11:25:08.698	
4 -	36.665	23.496	1:00.161 (2)	72.28	0.081	11:26:08.859	
5 -	36.265	25.160	1:01.425	70.79	1.345	11:27:10.284	

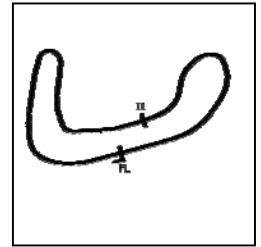
Weather / Track : Cloudy / Dry

Brands Hatch Indy
Circuit Length = 1.2079 miles
Start: 11:21 Flag 00:00 End: 11:35

BMCRC - MRO Championships 2019 - Rnd 1 @ Brands Hatch Indy

ACU Team Green Junior & Senior 300

QUALIFYING - SECTOR ANALYSIS



SECTOR 1 = FL to I1, SECTOR 2 = I1 to FL, DIFF = Difference To Personal Best Lap, P = Crossed Finish Line in Pit Lane, D = Time Disallowed

6 -	38.404	23.954	1:02.358	69.73	2.278	11:28:12.642
7 -	36.386	23.694	1:00.080 (1)	72.38		11:29:12.722

P12 65 S		Konrad BREESE		NINJA 300 - STIHL Racing			
IDEAL LAP TIME : 1:00.723		BEST LAP TIME : 1:00.768		DIFFERENCE : 0.045			
LAP	SECTOR 1	SECTOR 2	LAP TIME	MPH	DIFF	TIME OF DAY	
1 -	42.143	25.814	1:07.957	63.99	7.189	11:23:20.462	
2 -	38.951	24.700	1:03.651	68.31	2.883	11:24:24.113	
3 -	37.442	24.193	1:01.635	70.55	0.867	11:25:25.748	
4 -	37.397	24.134	1:01.531 (2)	70.67	0.763	11:26:27.279	
5 -	37.471	24.070	1:01.541 (3)	70.66	0.773	11:27:28.820	
6 -	36.858	23.910	1:00.768 (1)	71.56		11:28:29.588	
7 -	36.813	25.801	1:02.614	69.45	1.846	11:29:32.202	

P13 28 S		Kelvin HOARE		NINJA 300 - Southern and Country Roofing Ltd			
IDEAL LAP TIME : 1:00.913		BEST LAP TIME : 1:00.913		DIFFERENCE : 0.000			
LAP	SECTOR 1	SECTOR 2	LAP TIME	MPH	DIFF	TIME OF DAY	
1 -	43.427	26.152	1:09.579	62.49	8.666	11:23:21.289	
2 -	38.714	24.688	1:03.402	68.58	2.489	11:24:24.691	
3 -	37.343	24.540	1:01.883	70.27	0.970	11:25:26.574	
4 -	37.179	24.466	1:01.645 (2)	70.54	0.732	11:26:28.219	
5 -	37.407	24.625	1:02.032	70.10	1.119	11:27:30.251	
6 -	36.706	24.207	1:00.913 (1)	71.39		11:28:31.164	
7 -	36.830	25.052	1:01.882 (3)	70.27	0.969	11:29:33.046	

P14 70 S		Sean HALL		NINJA 300 - S and y ceramics			
IDEAL LAP TIME : 1:00.998		BEST LAP TIME : 1:00.998		DIFFERENCE : 0.000			
LAP	SECTOR 1	SECTOR 2	LAP TIME	MPH	DIFF	TIME OF DAY	
1 -	40.302	26.283	1:06.585	65.30	5.587	11:23:21.499	
2 -	38.733	24.676	1:03.409	68.58	2.411	11:24:24.908	
3 -	37.341	24.457	1:01.798 (3)	70.36	0.800	11:25:26.706	
4 -	37.287	24.403	1:01.690 (2)	70.49	0.692	11:26:28.396	
5 -	37.297	24.558	1:01.855	70.30	0.857	11:27:30.251	
6 -	36.858	24.140	1:00.998 (1)	71.29		11:28:31.249	
7 -	36.987	24.940	1:01.927	70.22	0.929	11:29:33.176	

P15 14 S		Tony DAVIES		NINJA 300 - 3d raceing			
IDEAL LAP TIME : 1:00.658		BEST LAP TIME : 1:01.147		DIFFERENCE : 0.489			
LAP	SECTOR 1	SECTOR 2	LAP TIME	MPH	DIFF	TIME OF DAY	
1 -	42.173	26.607	1:08.780	63.22	7.633	11:23:32.942	
2 -	39.070	25.278	1:04.348	67.57	3.201	11:24:37.290	
3 -	37.739	24.644	1:02.383 (3)	69.70	1.236	11:25:39.673	
4 -	38.209	24.567	1:02.776	69.27	1.629	11:26:42.449	
5 -	37.436	23.978	1:01.414 (2)	70.80	0.267	11:27:43.863	
6 -	37.018	24.129	1:01.147 (1)	71.11		11:28:45.010	

P16 24 S		Darren STOLTON		NINJA 300 -			
IDEAL LAP TIME : 1:00.680		BEST LAP TIME : 1:01.590		DIFFERENCE : 0.910			
LAP	SECTOR 1	SECTOR 2	LAP TIME	MPH	DIFF	TIME OF DAY	
1 -	40.953	25.627	1:06.580	65.31	4.990	11:23:37.459	
2 -	40.066	24.305	1:04.371	67.55	2.781	11:24:41.830	
3 -	39.624	25.500	1:05.124	66.77	3.534	11:25:46.954	
4 -	36.970	24.620	1:01.590 (1)	70.60		11:26:48.544	
5 -	37.029	24.763	1:01.792 (2)	70.37	0.202	11:27:50.336	
6 -	36.764	25.039	1:01.803 (3)	70.36	0.213	11:28:52.139	

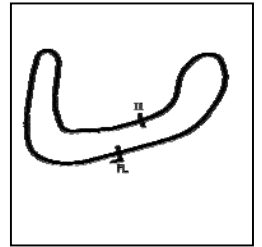
Weather / Track : Cloudy / Dry

Brands Hatch Indy
Circuit Length = 1.2079 miles
Start: 11:21 Flag 00:00 End: 11:35

BMCRC - MRO Championships 2019 - Rnd 1 @ Brands Hatch Indy

ACU Team Green Junior & Senior 300

QUALIFYING - SECTOR ANALYSIS



SECTOR 1 = FL to I1, SECTOR 2 = I1 to FL, DIFF = Difference To Personal Best Lap, P = Crossed Finish Line in Pit Lane, D = Time Disallowed

P17 25 S Leon JONES			NINJA 300 -			
IDEAL LAP TIME : 1:02.076		BEST LAP TIME : 1:02.076		DIFFERENCE : 0.000		
LAP	SECTOR 1	SECTOR 2	LAP TIME	MPH	DIFF	TIME OF DAY
1 -	39.092	24.699	1:03.791	68.16	1.715	11:23:12.161
2 -	38.326	24.656	1:02.982	69.04	0.906	11:24:15.143
3 -	37.994	24.717	1:02.711 (3)	69.34	0.635	11:25:17.854
4 -	37.840	25.453	1:03.293	68.70	1.217	11:26:21.147
5 -	37.657	24.761	1:02.418 (2)	69.66	0.342	11:27:23.565
6 -	37.625	24.451	1:02.076 (1)	70.05		11:28:25.641
7 -	40.786	26.196	1:06.982	64.92	4.906	11:29:32.623

P18 43 S Colin HALL			NINJA 300 -			
IDEAL LAP TIME : 1:02.007		BEST LAP TIME : 1:02.103		DIFFERENCE : 0.096		
LAP	SECTOR 1	SECTOR 2	LAP TIME	MPH	DIFF	TIME OF DAY
1 -	41.476	25.903	1:07.379	64.53	5.276	11:23:23.463
2 -	39.217	25.110	1:04.327	67.60	2.224	11:24:27.790
3 -	38.345	24.743	1:03.088 (2)	68.92	0.985	11:25:30.878
4 -	38.431	25.243	1:03.674 (3)	68.29	1.571	11:26:34.552
5 -	37.940	25.851	1:03.791	68.16	1.688	11:27:38.343
6 -	37.264	24.839	1:02.103 (1)	70.02		11:28:40.446

P19 36 S Daniel SUTHERLAND			NINJA 300 -			
IDEAL LAP TIME : 1:02.218		BEST LAP TIME : 1:02.426		DIFFERENCE : 0.208		
LAP	SECTOR 1	SECTOR 2	LAP TIME	MPH	DIFF	TIME OF DAY
1 -	42.396	25.524	1:07.920	64.02	5.494	11:23:22.685
2 -	39.216	24.482	1:03.698	68.26	1.272	11:24:26.383
3 -	37.736	24.690	1:02.426 (1)	69.66		11:25:28.809
4 -	38.224	25.068	1:03.292 (2)	68.70	0.866	11:26:32.101
5 -	38.637	24.929	1:03.566 (3)	68.41	1.140	11:27:35.667
6 -	38.876	25.193	1:04.069	67.87	1.643	11:28:39.736

P20 68 J Lucca ALLEN			NINJA 300 - mark allen autosmart			
IDEAL LAP TIME : 1:01.364		BEST LAP TIME : 1:02.723		DIFFERENCE : 1.359		
LAP	SECTOR 1	SECTOR 2	LAP TIME	MPH	DIFF	TIME OF DAY
1 -	42.116	25.692	1:07.808	64.13	5.085	11:23:20.572
2 -	41.110	25.416	1:06.526	65.36	3.803	11:24:27.098
3 -	37.815	25.496	1:03.311 (3)	68.68	0.588	11:25:30.409
4 -	38.194	24.529	1:02.723 (1)	69.33		11:26:33.132
5 -	37.859	25.616	1:03.475	68.50	0.752	11:27:36.607
6 -	38.212	25.089	1:03.301 (2)	68.69	0.578	11:28:39.908

P21 2 S Monica ISAAC			NINJA 300 -			
IDEAL LAP TIME : 1:02.557		BEST LAP TIME : 1:02.819		DIFFERENCE : 0.262		
LAP	SECTOR 1	SECTOR 2	LAP TIME	MPH	DIFF	TIME OF DAY
1 -	41.876	26.941	1:08.817	63.19	5.998	11:23:32.825
2 -	40.274	26.150	1:06.424	65.46	3.605	11:24:39.249
3 -	38.884	25.615	1:04.499	67.42	1.680	11:25:43.748
4 -	38.183	25.467	1:03.650 (3)	68.32	0.831	11:26:47.398
5 -	37.766	25.053	1:02.819 (1)	69.22		11:27:50.217
6 -	38.126	25.341	1:03.467 (2)	68.51	0.648	11:28:53.684

P22 48 S Kevin SABBARTON			NINJA 300 -			
IDEAL LAP TIME : 1:03.654		BEST LAP TIME : 1:03.654		DIFFERENCE : 0.000		
LAP	SECTOR 1	SECTOR 2	LAP TIME	MPH	DIFF	TIME OF DAY
1 -	39.810	25.679	1:05.489	66.40	1.835	11:23:21.772
2 -	39.057	25.350	1:04.407	67.51	0.753	11:24:26.179
3 -	38.611	25.522	1:04.133 (3)	67.80	0.479	11:25:30.312
4 -	38.398	25.256	1:03.654 (1)	68.31		11:26:33.966

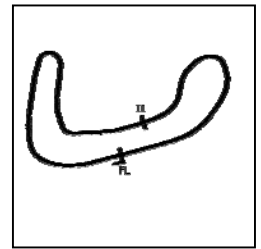
Weather / Track : Cloudy / Dry

Brands Hatch Indy
Circuit Length = 1.2079 miles
Start: 11:21 Flag 00:00 End: 11:35

BMCRC - MRO Championships 2019 - Rnd 1 @ Brands Hatch Indy

ACU Team Green Junior & Senior 300

QUALIFYING - SECTOR ANALYSIS



SECTOR 1 = FL to I1, SECTOR 2 = I1 to FL, DIFF = Difference To Personal Best Lap, P = Crossed Finish Line in Pit Lane, D = Time Disallowed

5 -	40.522	25.713	1:06.235	65.65	2.581	11:27:40.201
6 -	38.603	25.430	1:04.033 (2)	67.91	0.379	11:28:44.234

P23	31 J	Corey TINKER	NINJA 300 - Aquatix-2u Ltd			
IDEAL LAP TIME : 1:05.623		BEST LAP TIME : 1:05.623	DIFFERENCE : 0.000			
LAP	SECTOR 1	SECTOR 2	LAP TIME	MPH	DIFF	TIME OF DAY
1 -	47.173	27.210	1:14.383	58.46	8.760	11:23:41.681
2 -	42.200	26.823	1:09.023	63.00	3.400	11:24:50.704
3 -	42.181	27.459	1:09.640	62.44	4.017	11:26:00.344
4 -	41.079	26.120	1:07.199 (2)	64.71	1.576	11:27:07.543
5 -	42.731	26.074	1:08.805 (3)	63.20	3.182	11:28:16.348
6 -	39.708	25.915	1:05.623 (1)	66.26		11:29:21.971

P24	42 J	Christopher JOHNSON	NINJA 300 -			
IDEAL LAP TIME : 1:06.055		BEST LAP TIME : 1:06.553	DIFFERENCE : 0.498			
LAP	SECTOR 1	SECTOR 2	LAP TIME	MPH	DIFF	TIME OF DAY
1 -	49.142	28.917	1:18.059	55.70	11.506	11:23:33.835
2 -	45.258	27.679	1:12.937	59.62	6.384	11:24:46.772
3 -	43.796	27.130	1:10.926	61.31	4.373	11:25:57.698
4 -	43.088	26.357	1:09.445 (3)	62.61	2.892	11:27:07.143
5 -	42.284	25.586	1:07.870 (2)	64.07	1.317	11:28:15.013
6 -	40.469	26.084	1:06.553 (1)	65.34		11:29:21.566

P25	16 J	Harry COOPER	NINJA 300 -			
IDEAL LAP TIME : 1:06.272		BEST LAP TIME : 1:06.788	DIFFERENCE : 0.516			
LAP	SECTOR 1	SECTOR 2	LAP TIME	MPH	DIFF	TIME OF DAY
1 -	43.805	27.560	1:11.365	60.93	4.577	11:23:42.691
2 -	42.030	26.887	1:08.917	63.09	2.129	11:24:51.608
3 -	41.246	28.160	1:09.406	62.65	2.618	11:26:01.014
4 -	41.394	26.160	1:07.554 (3)	64.37	0.766	11:27:08.568
5 -	41.247	26.059	1:07.306 (2)	64.60	0.518	11:28:15.874
6 -	40.213	26.575	1:06.788 (1)	65.11		11:29:22.662

P26	122 S	Paul WILSON	NINJA 300 -			
IDEAL LAP TIME : 1:09.285		BEST LAP TIME : 1:09.285	DIFFERENCE : 0.000			
LAP	SECTOR 1	SECTOR 2	LAP TIME	MPH	DIFF	TIME OF DAY
1 -	46.670	28.612	1:15.282	57.76	5.997	11:23:37.742
2 -			1:11.552 (3)	60.77	2.267	11:24:49.294
3 -	43.717	28.558	1:12.275	60.16	2.990	11:26:01.569
4 -	44.120	27.660	1:11.780	60.58	2.495	11:27:13.349
5 -	41.943	27.342	1:09.285 (1)	62.76		11:28:22.634
6 -	43.285	27.776	1:11.061 (2)	61.19	1.776	11:29:33.695

P27	32 S	John MACKNESS	NINJA 300 - Salisbury Cleaners			
IDEAL LAP TIME : 1:09.557		BEST LAP TIME : 1:09.557	DIFFERENCE : 0.000			
LAP	SECTOR 1	SECTOR 2	LAP TIME	MPH	DIFF	TIME OF DAY
1 -	44.515	27.992	1:12.507	59.97	2.950	11:23:37.120
2 -	44.185	27.593	1:11.778 (3)	60.58	2.221	11:24:48.898
3 -	43.766	27.982	1:11.748 (2)	60.60	2.191	11:26:00.646
4 -	44.690	27.555	1:12.245	60.19	2.688	11:27:12.891
5 -	42.184	27.373	1:09.557 (1)	62.51		11:28:22.448

P28	77 J	Joe WHITE	NINJA 300 - Just In Graphics			
IDEAL LAP TIME : 1:09.775		BEST LAP TIME : 1:10.023	DIFFERENCE : 0.248			
LAP	SECTOR 1	SECTOR 2	LAP TIME	MPH	DIFF	TIME OF DAY
1 -	46.010	28.596	1:14.606	58.28	4.583	11:23:36.396
2 -	43.861	27.705	1:11.566 (3)	60.76	1.543	11:24:47.962
3 -	44.488	27.828	1:12.316	60.13	2.293	11:26:00.278

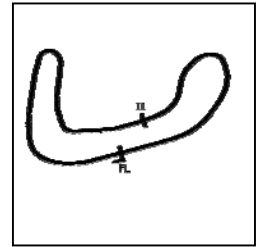
Weather / Track : Cloudy / Dry

Brands Hatch Indy
Circuit Length = 1.2079 miles
Start: 11:21 Flag 00:00 End: 11:35

BMCRC - MRO Championships 2019 - Rnd 1 @ Brands Hatch Indy

ACU Team Green Junior & Senior 300

QUALIFYING - SECTOR ANALYSIS



SECTOR 1 = FL to I1, SECTOR 2 = I1 to FL, DIFF = Difference To Personal Best Lap, P = Crossed Finish Line in Pit Lane, D = Time Disallowed

4 -	43.741	28.002	1:11.743	60.61	1.720	11:27:12.021
5 -	42.384	27.639	1:10.023 (1)	62.10		11:28:22.044
6 -	43.500	27.391	1:10.891 (2)	61.34	0.868	11:29:32.935

P29	15 J	Ruari BURNETT	NINJA 300 -			
IDEAL LAP TIME : 1:13.951		BEST LAP TIME : 1:13.951	DIFFERENCE : 0.000			

LAP	SECTOR 1	SECTOR 2	LAP TIME	MPH	DIFF	TIME OF DAY
1 -	47.604	30.231	1:17.835	55.86	3.884	11:23:48.813
2 -	48.246	30.296	1:18.542	55.36	4.591	11:25:07.355
3 -	46.912	30.489	1:17.401 (3)	56.18	3.450	11:26:24.756
4 -	45.985	30.211	1:16.196 (2)	57.07	2.245	11:27:40.952
5 -	44.798	29.153	1:13.951 (1)	58.80		11:28:54.903

BMCRC - MRO Championships 2019 - Rnd 1 @ Brands Hatch Indy

ACU Team Green Junior & Senior 300

QUALIFYING - BEST SECTORS

SECTOR 1			SECTOR 2			IDEAL / BEST COMPARISON						
POS	NO	NAME	TIME	NO	NAME	TIME	POS	NO	NAME	IDEAL	BEST	DIFF
									PERFECT LAP	57.953		
1	52	DIXON	35.028	41	TINKER	22.925	1	136	FOWLE	58.297	58.529	0.232
2	136	FOWLE	35.175	136	FOWLE	23.122	2	52	DIXON	58.382	58.683	0.301
3	20	DICKINSON	35.612	52	DIXON	23.354	3	41	TINKER	58.595	58.595	0.000
4	41	TINKER	35.670	62	VELLA	23.372	4	62	VELLA	59.310	59.892	0.582
5	6	COOPER	35.931	67	MORRIS	23.496	5	20	DICKINSON	59.560	59.585	0.025
6	62	VELLA	35.938	6	COOPER	23.666	6	6	COOPER	59.597	1:00.057	0.460
7	38	COUCHMAN	35.948	38	COUCHMAN	23.753	7	38	COUCHMAN	59.701	59.974	0.273
8	67	MORRIS	36.265	65	BREESE	23.910	8	67	MORRIS	59.761	1:00.080	0.319
9	24	STOLTON	36.375	20	DICKINSON	23.948	9	14	DAVIES	1:00.658	1:01.147	0.489
10	14	DAVIES	36.680	14	DAVIES	23.978	10	24	STOLTON	1:00.680	1:01.590	0.910
11	28	HOARE	36.706	70	HALL	24.140	11	65	BREESE	1:00.723	1:00.768	0.045
12	65	BREESE	36.813	28	HOARE	24.207	12	28	HOARE	1:00.913	1:00.913	0.000
13	68	ALLEN	36.835	24	STOLTON	24.305	13	70	HALL	1:00.998	1:00.998	0.000
14	70	HALL	36.858	25	JONES	24.451	14	68	ALLEN	1:01.364	1:02.723	1.359
15	43	HALL	37.264	36	SUTHERLAND	24.482	15	43	HALL	1:02.007	1:02.103	0.096
16	2	ISAAC	37.504	68	ALLEN	24.529	16	25	JONES	1:02.076	1:02.076	0.000
17	25	JONES	37.625	43	HALL	24.743	17	36	SUTHERLAND	1:02.218	1:02.426	0.208
18	36	SUTHERLAND	37.736	2	ISAAC	25.053	18	2	ISAAC	1:02.557	1:02.819	0.262
19	48	SABBARTON	38.398	48	SABBARTON	25.256	19	48	SABBARTON	1:03.654	1:03.654	0.000
20	31	TINKER	39.708	42	JOHNSON	25.586	20	31	TINKER	1:05.623	1:05.623	0.000
21	16	COOPER	40.213	31	TINKER	25.915	21	42	JOHNSON	1:06.055	1:06.553	0.498
22	42	JOHNSON	40.469	16	COOPER	26.059	22	16	COOPER	1:06.272	1:06.788	0.516
23	122	WILSON	41.943	122	WILSON	27.342	23	122	WILSON	1:09.285	1:09.285	0.000
24	32	MACKNESS	42.184	32	MACKNESS	27.373	24	32	MACKNESS	1:09.557	1:09.557	0.000
25	77	WHITE	42.384	77	WHITE	27.391	25	77	WHITE	1:09.775	1:10.023	0.248
26	15	BURNETT	44.798	15	BURNETT	29.153	26	15	BURNETT	1:13.951	1:13.951	0.000
27							27	99	LE MASURIER		59.862	
28							28	3	JONES		59.340	
29							29	186	JENNER		58.798	

Weather / Track : Cloudy / Dry

Results can be found at www.tsl-timing.com

Brands Hatch Indy
 Circuit Length = 1.2079 miles
 Start: 11:21 Flag 00:00 End: 11:35

Printed - 11:46 Saturday, 09 March 2019

BMCRC - MRO Championships 2019 - Rnd 1 @ Brands Hatch Indy

ACU Team Green Junior & Senior 300

RACE 9 - GRID (10 Laps)



ROW 10	29	1:13.951	15	Ruari BURNETT	28	1:10.023	77	Joe WHITE				
ROW 9	27	1:09.557	32	John MACKNESS	26	1:09.285	122	Paul WILSON	25	1:06.788	16	Harry COOPER
ROW 8	24	1:06.553	42	Christopher JOHNSON	23	1:05.623	31	Corey TINKER	22	1:03.654	48	Kevin SABBARTON
ROW 7	21	1:02.819	2	Monica ISAAC	20	1:02.723	68	Lucca ALLEN	19	1:02.426	36	Daniel SUTHERLAND
ROW 6	18	1:02.103	43	Colin HALL	17	1:02.076	25	Leon JONES	16	1:01.590	24	Darren STOLTON
ROW 5	15	1:01.147	14	Tony DAVIES	14	1:00.998	70	Sean HALL	13	1:00.913	28	Kelvin HOARE
ROW 4	12	1:00.768	65	Konrad BREESE	11	1:00.080	67	Tony MORRIS	10	1:00.057	6	Martin COOPER
ROW 3	9	59.974	38	Bob COUCHMAN	8	59.892	62	Alex VELLA	7	59.862	99	Jamie LE MASURIER
ROW 2	6	59.585	20	Kai DICKINSON	5	59.340	3	Lewis JONES	4	58.798	186	Owen JENNER
ROW 1	3	58.683	52	Kam DIXON	2	58.595	41	Kyal TINKER	1	58.529	136	Harry FOWLE
												Pole

Brands Hatch Indy
Circuit Length = 1.2079 miles

These results are provisional until the conclusion of any judicial and technical matters.

Clerk Of Course :	Timekeeper :
-------------------	--------------

Results can be found at www.tsl-timing.com

Printed - 11:45 Saturday, 09 March 2019



BMCRC - MRO Championships 2019 - Rnd 1 @ Brands Hatch Indy

ACU Team Green Junior & Senior 300

RACE 9 - CLASSIFICATION



POS	NO	CL	PIC NAME	ENTRY	LAPS	TIME	GAP	DIFF	MPH	BEST	ON
1	186	J	1 Owen JENNER	Kawasaki - JB motorcycles	10	9:43.331			74.54	56.921	9
2	41	J	2 Kyal TINKER	NINJA 300 - Aquatix-2u Ltd	10	9:43.466	0.135	0.135	74.53	57.170	9
3	52	J	3 Kam DIXON	NINJA 300 - Delicious Race Wear	10	9:43.855	0.524	0.389	74.48	56.960	6
4	3*	J	4 Lewis JONES	NINJA 300 - 151 s	10	9:44.105	0.774	0.250	74.44	56.869	9
5	20	S	1 Kai DICKINSON	NINJA 300 - Yeeet Racing	10	9:45.824	2.493	1.719	74.23	57.159	9
6	136	S	2 Harry FOWLE	NINJA 400 - Bernard Elliott Racing/ Steve Jordan M	10	9:48.112	4.781	2.288	73.94	57.501	9
7	99*	J	5 Jamie LE MASURIER	NINJA 300 - Pipework Solutions Ltd	10	9:51.939	8.608	3.827	73.46	57.773	6
8	67	S	3 Tony MORRIS	NINJA 300 - Chippy racing team	10	9:53.327	9.996	1.388	73.29	57.565	10
9	6	S	4 Martin COOPER	NINJA 300 -	10	9:54.119	10.788	0.792	73.19	57.994	10
10	14	S	5 Tony DAVIES	NINJA 300 - 3d racing	10	9:55.435	12.104	1.316	73.03	57.815	10
11	62	S	6 Alex VELLA	NINJA 300 - myself	10	9:55.559	12.228	0.124	73.01	57.607	10
12	65	S	7 Konrad BREESE	NINJA 300 - STIHL Racing	10	9:59.943	16.612	4.384	72.48	58.596	10
13	24	S	8 Darren STOLTON	NINJA 300 -	10	10:05.613	22.282	5.670	71.80	58.736	7
14	38	S	9 Bob COUCHMAN	NINJA 300 - Pinky Janey	10	10:08.080	24.749	2.467	71.51	59.126	7
15	31	J	6 Corey TINKER	NINJA 300 - Aquatix-2u Ltd	10	10:08.477	25.146	0.397	71.46	58.800	9
16	28	S	10 Kelvin HOARE	NINJA 300 - Southern and Country Roofing Ltd	10	10:09.384	26.053	0.907	71.36	59.415	7
17	68	J	7 Lucca ALLEN	NINJA 300 - mark allen autosmart	10	10:12.412	29.081	3.028	71.00	58.722	8
18	36	S	11 Daniel SUTHERLAND	NINJA 300 -	10	10:14.387	31.056	1.975	70.77	1:00.013	3
19	70	S	12 Sean HALL	NINJA 300 - S and y ceramics	10	10:14.713	31.382	0.326	70.74	1:00.148	6
20	25	S	13 Leon JONES	NINJA 300 -	10	10:15.125	31.794	0.412	70.69	59.848	9
21	43	S	14 Colin HALL	NINJA 300 -	10	10:20.327	36.996	5.202	70.10	1:00.334	7
22	48	S	15 Kevin SABBARTON	NINJA 300 -	10	10:36.031	52.700	15.704	68.37	1:01.725	9
23	42	J	8 Christopher JOHNSON	NINJA 300 -	9	9:46.655	1 Lap	1 Lap	66.71	1:03.542	9
24	122	S	16 Paul WILSON	NINJA 300 -	9	9:50.657	1 Lap	4.002	66.26	1:03.140	3
25	77	J	9 Joe WHITE	NINJA 300 - Just In Graphics	9	10:10.415	1 Lap	19.758	64.11	1:06.387	2
26	32	S	17 John MACKNESS	NINJA 300 - Salisbury Cleaners	9	10:11.839	1 Lap	1.424	63.96	1:05.717	6
27	15	J	10 Ruari BURNETT	NINJA 300 -	8	10:37.945	2 Laps	1 Lap	54.53	1:16.852	3

NOT CLASSIFIED

DNF	16	J	Harry COOPER	NINJA 300 -	2	2:19.356	8 Laps	6 Laps	62.40	1:04.914	2
DNF	2	S	Monica ISAAC	NINJA 300 -	0						

FASTEST LAP

	3	J	Lewis JONES	NINJA 300 - 151 s	9	56.869		76.46 mph		123.06 kph	
	20	S	Kai DICKINSON	NINJA 300 - Yeeet Racing	9	57.159		76.07 mph		122.43 kph	

No. 3 & 99 Please fit a working transponder
 Class J - 92.5% of Race Speed = 68.94 mph
 Class S - 92.5% of Race Speed = 68.66 mph

Brands Hatch Indy
 Circuit Length = 1.2079 miles
 Start: 14:37 Flag 14:47 End: 14:48

Weather / Track : Cloudy / Dry

These results are provisional until the conclusion of any judicial and technical matters.

Clerk Of Course :	Timekeeper :
-------------------	--------------

Results can be found at www.tsl-timing.com

Printed - 14:48 Saturday, 09 March 2019



BMCRC - MRO Championships 2019 - Rnd 1 @ Brands Hatch Indy

ACU Team Green Junior & Senior 300

RACE 9 - LAP CHART

LAP 1 @ 14:38:30.112

NO	BEHIND	LAP TIME
186		1:03.889
41	0.324	1:04.213
52	0.755	1:04.644
3	1.128	1:05.017
136	1.213	1:05.102
99	1.891	1:05.780
20	1.993	1:05.882
6	2.161	1:06.050
62	2.511	1:06.400
67	2.544	1:06.433
65	3.207	1:07.096
14	3.230	1:07.119
28	4.505	1:08.394
70	4.612	1:08.501
38	5.137	1:09.026
36	5.246	1:09.135
24	5.844	1:09.733
43	6.028	1:09.917
25	6.124	1:10.013
68	6.290	1:10.179
31	7.703	1:11.592
48	8.313	1:12.202
42	9.113	1:13.002
122	9.940	1:13.829
16	10.553	1:14.442
77	11.142	1:15.031
32	14.107	1:17.996
15	21.388	1:25.277

LAP 2 @ 14:39:28.715

NO	BEHIND	LAP TIME
186		58.603
41	0.121	58.400
52	0.415	58.263
3	1.150	58.625
136	1.257	58.647
20	1.590	58.200
6	2.290	58.732
99	2.492	59.204
67	2.577	58.636
62	3.491	59.583
14	4.201	59.574
65	4.543	59.939
38	6.503	59.969
28	6.599	1:00.697
70	6.687	1:00.678
36	6.934	1:00.291
24	7.236	59.995
43	8.399	1:00.974
25	8.960	1:01.439
68	9.097	1:01.410
31	10.356	1:01.256
48	12.651	1:02.941
122	15.228	1:03.891
42	15.475	1:04.965
16	16.864	1:04.914
77	18.926	1:06.387
32	23.342	1:07.838
15	39.653	1:16.868

LAP 3 @ 14:40:27.070

NO	BEHIND	LAP TIME
186		58.355
41	0.137	58.371
52	0.428	58.368
3	0.690	57.455
20	0.751	57.956
136	1.044	58.142
99	2.804	58.667
67	3.068	58.846
6	3.137	59.202
62	4.551	59.415
14	4.979	59.133
65	5.850	59.662
28	8.529	1:00.285
36	8.592	1:00.013
38	8.842	1:00.694
24	9.014	1:00.133
70	9.383	1:01.051
43	11.373	1:01.329
25	11.562	1:00.957
31	12.388	1:00.387
68	12.479	1:01.737
48	17.648	1:03.352
122	20.013	1:03.140
42	21.520	1:04.400
77	27.224	1:06.653
32	31.690	1:06.703
15	58.150	1:16.852

LAP 4 @ 14:41:25.453

NO	BEHIND	LAP TIME
41		58.246
186	0.084	58.467
20	0.462	58.155
3	0.845	58.477
52	0.925	58.880
136	1.140	58.479
99	2.445	58.024
6	3.512	58.758
67	3.611	58.926
14	5.659	59.063
62	5.743	59.575
65	6.627	59.160
28	10.283	1:00.137
36	10.386	1:00.177
38	10.853	1:00.394
24	11.059	1:00.428
70	11.190	1:00.190
25	13.648	1:00.469
31	13.944	59.939
68	15.033	1:00.937
43	15.123	1:02.133
48	21.920	1:02.655
122	25.366	1:03.736
42	27.507	1:04.370
77	36.092	1:07.251
32	40.219	1:06.912

LAP 5 @ 14:42:22.931

NO	BEHIND	LAP TIME
41		57.478
186	0.436	57.830

LAP 6 @ 14:43:20.340

NO	BEHIND	LAP TIME
41		57.409
186	0.553	57.526
52	0.681	56.960
3	1.075	57.172
20	1.153	57.547
136	2.476	57.883
99	3.288	57.773
6	5.756	58.388
67	6.345	58.314
14	8.464	58.439
62	8.669	58.815
65	10.067	58.956
28	15.049	59.552
24	15.220	59.244
38	15.339	59.559
36	16.422	1:00.870
70	16.750	1:00.148
31	18.386	58.877
68	20.631	59.887
25	21.229	1:00.339
43	22.591	1:00.720
48	33.655	1:03.657
122	39.333	1:05.290
42	40.642	1:03.968
15	1 Lap	1:18.333
77	55.331	1:06.651

LAP 7 @ 14:44:17.577

NO	BEHIND	LAP TIME
41		57.237
32	1 Lap	1:05.717
186	0.383	57.067
52	1.134	57.690
3	1.204	57.366
20	1.570	57.654
136	3.155	57.916

LAP 8 @ 14:45:15.340

NO	BEHIND	LAP TIME
41		57.763
186	0.175	57.555
52	0.558	57.187
3	0.626	57.185
20	1.787	57.980
136	3.778	58.386
99	5.206	59.078
15	2 Laps	1:19.244
77	1 Lap	1:06.900
67	7.592	58.116
6	8.062	58.712
32	1 Lap	1:05.774
14	9.479	57.959
62	10.206	58.200
65	12.704	58.704
24	18.076	59.120
38	19.064	59.599
28	19.281	59.817
31	21.602	58.982
36	23.626	1:01.163
68	23.780	58.722
70	23.882	1:00.530
25	26.257	1:00.112
43	28.997	1:01.072
48	43.238	1:02.323
42	53.996	1:03.638
122	55.743	1:05.518

LAP 9 @ 14:46:12.436

NO	BEHIND	LAP TIME
186		56.921
41	0.074	57.170
3	0.399	56.869
52	0.578	57.116
20	1.850	57.159
136	4.183	57.501
99	6.795	58.685
67	9.549	59.053
6	9.912	58.946
14	11.407	59.024
62	11.739	58.629
65	15.134	59.526
77	1 Lap	1:06.556

LAP 10 @ 14:47:09.554

NO	BEHIND	LAP TIME
186		57.118
41	0.135	57.179
52	0.524	57.064
3	0.774	57.493
20	2.493	57.761
42	1 Lap	1:03.542
136	4.781	57.716
122	1 Lap	1:05.797
99	8.608	58.931
67	9.996	57.565
6	10.788	57.994
14	12.104	57.815
62	12.228	57.607
65	16.612	58.596
24	22.282	59.194
38	24.749	59.693
31	25.146	58.958
28	26.053	1:00.846
77	1 Lap	1:07.511
32	1 Lap	1:06.984
68	29.081	59.347
36	31.056	1:00.524
70	31.382	1:00.618
25	31.794	59.903
43	36.996	1:01.528
48	52.700	1:01.951
15	2 Laps	1:22.017

Weather / Track : Cloudy / Dry

Results can be found at www.tsl-timing.com

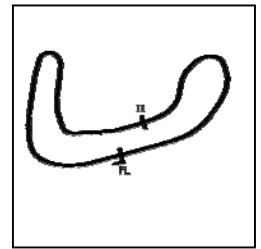
Brands Hatch Indy
Circuit Length = 1.2079 miles
Start: 14:37 Flag 14:47 End: 14:48

Printed - 14:50 Saturday, 09 March 2019

BMCRC - MRO Championships 2019 - Rnd 1 @ Brands Hatch Indy

ACU Team Green Junior & Senior 300

RACE 9 - SECTOR ANALYSIS



SECTOR 1 = FL to I1, SECTOR 2 = I1 to FL, DIFF = Difference To Personal Best Lap, P = Crossed Finish Line in Pit Lane, D = Time Disallowed

P1 186 J Owen JENNER		Kawasaki - JB motorcycles				
IDEAL LAP TIME : 56.572		BEST LAP TIME : 56.921		DIFFERENCE : 0.349		
LAP	SECTOR 1	SECTOR 2	LAP TIME	MPH	DIFF	TIME OF DAY
1 -		23.664	1:03.889	68.06	6.968	14:38:30.112
2 -	35.233	23.370	58.603	74.20	1.682	14:39:28.715
3 -	34.887	23.468	58.355	74.51	1.434	14:40:27.070
4 -	34.952	23.515	58.467	74.37	1.546	14:41:25.537
5 -	34.913	22.917	57.830	75.19	0.909	14:42:23.367
6 -	34.609	22.917	57.526	75.59	0.605	14:43:20.893
7 -	34.362	22.705	57.067 (2)	76.20	0.146	14:44:17.960
8 -	34.550	23.005	57.555	75.55	0.634	14:45:15.515
9 -	33.894	23.027	56.921 (1)	76.39		14:46:12.436
10 -	34.440	22.678	57.118 (3)	76.13	0.197	14:47:09.554

P2 41 J Kyal TINKER		NINJA 300 - Aquatix-2u Ltd				
IDEAL LAP TIME : 56.911		BEST LAP TIME : 57.170		DIFFERENCE : 0.259		
LAP	SECTOR 1	SECTOR 2	LAP TIME	MPH	DIFF	TIME OF DAY
1 -		23.424	1:04.213	67.72	7.043	14:38:30.436
2 -	35.210	23.190	58.400	74.46	1.230	14:39:28.836
3 -	35.022	23.349	58.371	74.49	1.201	14:40:27.207
4 -	34.991	23.255	58.246	74.65	1.076	14:41:25.453
5 -	34.833	22.645	57.478	75.65	0.308	14:42:22.931
6 -	34.706	22.703	57.409	75.74	0.239	14:43:20.340
7 -	34.706	22.531	57.237 (3)	75.97	0.067	14:44:17.577
8 -	34.776	22.987	57.763	75.28	0.593	14:45:15.340
9 -	34.380	22.790	57.170 (1)	76.06		14:46:12.510
10 -	34.574	22.605	57.179 (2)	76.05	0.009	14:47:09.689

P3 52 J Kam DIXON		NINJA 300 - Delicious Race Wear				
IDEAL LAP TIME : 56.482		BEST LAP TIME : 56.960		DIFFERENCE : 0.478		
LAP	SECTOR 1	SECTOR 2	LAP TIME	MPH	DIFF	TIME OF DAY
1 -		23.437	1:04.644	67.26	7.684	14:38:30.867
2 -	35.404	22.859	58.263	74.63	1.303	14:39:29.130
3 -	34.856	23.512	58.368	74.50	1.408	14:40:27.498
4 -	35.126	23.754	58.880	73.85	1.920	14:41:26.378
5 -	34.518	23.165	57.683	75.38	0.723	14:42:24.061
6 -	34.074	22.886	56.960 (1)	76.34		14:43:21.021
7 -	34.627	23.063	57.690	75.37	0.730	14:44:18.711
8 -	33.944	23.243	57.187	76.04	0.227	14:45:15.898
9 -	33.944	23.172	57.116 (3)	76.13	0.156	14:46:13.014
10 -	34.526	22.538	57.064 (2)	76.20	0.104	14:47:10.078

P4 3 J Lewis JONES		NINJA 300 - 151 s				
IDEAL LAP TIME :		BEST LAP TIME : 56.869		DIFFERENCE :		
LAP	SECTOR 1	SECTOR 2	LAP TIME	MPH	DIFF	TIME OF DAY
1 -			1:05.017	66.88	8.148	14:38:31.240
2 -			58.625	74.17	1.756	14:39:29.865
3 -			57.956	75.03	1.087	14:40:27.821
4 -			58.477	74.36	1.608	14:41:26.298
5 -			57.945	75.04	1.076	14:42:24.243
6 -			57.172 (2)	76.06	0.303	14:43:21.415
7 -			57.366	75.80	0.497	14:44:18.781
8 -			57.185 (3)	76.04	0.316	14:45:15.966
9 -			56.869 (1)	76.46		14:46:12.835
10 -			57.493	75.63	0.624	14:47:10.328

P5 20 S Kai DICKINSON		NINJA 300 - Yeet Racing				
IDEAL LAP TIME : 57.159		BEST LAP TIME : 57.159		DIFFERENCE : 0.000		
LAP	SECTOR 1	SECTOR 2	LAP TIME	MPH	DIFF	TIME OF DAY

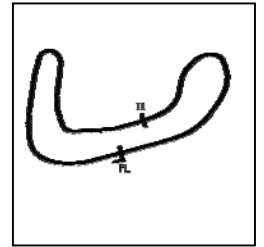
Weather / Track : Cloudy / Dry

Brands Hatch Indy
Circuit Length = 1.2079 miles
Start: 14:37 Flag 14:47 End: 14:48

BMCRC - MRO Championships 2019 - Rnd 1 @ Brands Hatch Indy

ACU Team Green Junior & Senior 300

RACE 9 - SECTOR ANALYSIS



SECTOR 1 = FL to I1, SECTOR 2 = I1 to FL, DIFF = Difference To Personal Best Lap, P = Crossed Finish Line in Pit Lane, D = Time Disallowed

Lap	Time	Diff	MPH	Time of Day
1 -	23.348		66.00	14:38:32.105
2 -	34.758	23.442	58.200	14:39:30.305
3 -	34.265	23.190	57.455 (2)	14:40:27.760
4 -	34.714	23.441	58.155	14:41:25.915
5 -	34.961	23.070	58.031	14:42:23.946
6 -	34.407	23.140	57.547 (3)	14:43:21.493
7 -	34.367	23.287	57.654	14:44:19.147
8 -	34.772	23.208	57.980	14:45:17.127
9 -	34.246	22.913	57.159 (1)	14:46:14.286
10 -	34.254	23.507	57.761	14:47:12.047

P6 136 S	Harry FOWLE	NINJA 400 - Bernard Elliott Racing/ Steve Jordan Motorcycles
IDEAL LAP TIME : 57.462	BEST LAP TIME : 57.501	DIFFERENCE : 0.039

LAP	SECTOR 1	SECTOR 2	LAP TIME	MPH	DIFF	TIME OF DAY
1 -		23.826	1:05.102	66.79	7.601	14:38:31.325
2 -	35.296	23.351	58.647	74.14	1.146	14:39:29.972
3 -	35.079	23.063	58.142	74.79	0.641	14:40:28.114
4 -	35.423	23.056	58.479	74.36	0.978	14:41:26.593
5 -	35.023	23.317	58.340	74.53	0.839	14:42:24.933
6 -	34.757	23.126	57.883 (3)	75.12	0.382	14:43:22.816
7 -	34.844	23.072	57.916	75.08	0.415	14:44:20.732
8 -	35.273	23.113	58.386	74.48	0.885	14:45:19.118
9 -	34.503	22.998	57.501 (1)	75.62		14:46:16.619
10 -	34.464	23.252	57.716 (2)	75.34	0.215	14:47:14.335

P7 99 J	Jamie LE MASURIER	NINJA 300 - Pipework Solutions Ltd
IDEAL LAP TIME :	BEST LAP TIME : 57.773	DIFFERENCE :

LAP	SECTOR 1	SECTOR 2	LAP TIME	MPH	DIFF	TIME OF DAY
1 -			1:05.780	66.10	8.007	14:38:32.003
2 -			59.204	73.45	1.431	14:39:31.207
3 -			58.667	74.12	0.894	14:40:29.874
4 -			58.024	74.94	0.251	14:41:27.898
5 -			57.957 (3)	75.03	0.184	14:42:25.855
6 -			57.773 (1)	75.27		14:43:23.628
7 -			57.840 (2)	75.18	0.067	14:44:21.468
8 -			59.078	73.60	1.305	14:45:20.546
9 -			58.685	74.10	0.912	14:46:19.231
10 -			58.931	73.79	1.158	14:47:18.162

P8 67 S	Tony MORRIS	NINJA 300 - Chippy racing team
IDEAL LAP TIME : 57.505	BEST LAP TIME : 57.565	DIFFERENCE : 0.060

LAP	SECTOR 1	SECTOR 2	LAP TIME	MPH	DIFF	TIME OF DAY
1 -		23.632	1:06.433	65.45	8.868	14:38:32.656
2 -	35.221	23.415	58.636	74.16	1.071	14:39:31.292
3 -	35.527	23.319	58.846	73.89	1.281	14:40:30.138
4 -	35.431	23.495	58.926	73.79	1.361	14:41:29.064
5 -	35.690	23.617	59.307	73.32	1.742	14:42:28.371
6 -	35.351	22.963	58.314	74.57	0.749	14:43:26.685
7 -	35.029	23.102	58.131 (3)	74.80	0.566	14:44:24.816
8 -	34.980	23.136	58.116 (2)	74.82	0.551	14:45:22.932
9 -	35.975	23.078	59.053	73.63	1.488	14:46:21.985
10 -	34.542	23.023	57.565 (1)	75.54		14:47:19.550

P9 6 S	Martin COOPER	NINJA 300 -
IDEAL LAP TIME : 57.967	BEST LAP TIME : 57.994	DIFFERENCE : 0.027

LAP	SECTOR 1	SECTOR 2	LAP TIME	MPH	DIFF	TIME OF DAY
1 -		23.878	1:06.050	65.83	8.056	14:38:32.273
2 -	35.179	23.553	58.732	74.04	0.738	14:39:31.005
3 -	35.504	23.698	59.202	73.45	1.208	14:40:30.207
4 -	35.276	23.482	58.758	74.00	0.764	14:41:28.965

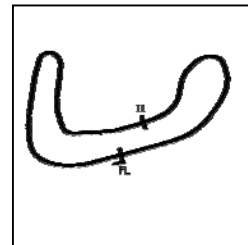
Weather / Track : Cloudy / Dry

Brands Hatch Indy
Circuit Length = 1.2079 miles
Start: 14:37 Flag 14:47 End: 14:48

BMCRC - MRO Championships 2019 - Rnd 1 @ Brands Hatch Indy

ACU Team Green Junior & Senior 300

RACE 9 - SECTOR ANALYSIS



SECTOR 1 = FL to I1, SECTOR 2 = I1 to FL, DIFF = Difference To Personal Best Lap, P = Crossed Finish Line in Pit Lane, D = Time Disallowed

5 -	35.244	23.499	58.743	74.02	0.749	14:42:27.708
6 -	35.080	23.308	58.388 (2)	74.47	0.394	14:43:26.096
7 -	34.961	23.633	58.594 (3)	74.21	0.600	14:44:24.690
8 -	35.286	23.426	58.712	74.06	0.718	14:45:23.402
9 -	35.684	23.262	58.946	73.77	0.952	14:46:22.348
10 -	34.705	23.289	57.994 (1)	74.98		14:47:20.342

P10	14 S	Tony DAVIES	NINJA 300 - 3d racing			
IDEAL LAP TIME : 57.815		BEST LAP TIME : 57.815	DIFFERENCE : 0.000			

LAP	SECTOR 1	SECTOR 2	LAP TIME	MPH	DIFF	TIME OF DAY
1 -		23.706	1:07.119	64.78	9.304	14:38:33.342
2 -	35.621	23.953	59.574	72.99	1.759	14:39:32.916
3 -	35.572	23.561	59.133	73.53	1.318	14:40:32.049
4 -	35.359	23.704	59.063	73.62	1.248	14:41:31.112
5 -	36.038	23.215	59.253	73.39	1.438	14:42:30.365
6 -	35.084	23.355	58.439	74.41	0.624	14:43:28.804
7 -	34.792	23.264	58.056 (3)	74.90	0.241	14:44:26.860
8 -	34.747	23.212	57.959 (2)	75.02	0.144	14:45:24.819
9 -	35.699	23.325	59.024	73.67	1.209	14:46:23.843
10 -	34.706	23.109	57.815 (1)	75.21		14:47:21.658

P11	62 S	Alex VELLA	NINJA 300 - myself			
IDEAL LAP TIME : 57.607		BEST LAP TIME : 57.607	DIFFERENCE : 0.000			

LAP	SECTOR 1	SECTOR 2	LAP TIME	MPH	DIFF	TIME OF DAY
1 -		23.840	1:06.400	65.49	8.793	14:38:32.623
2 -	36.204	23.379	59.583	72.98	1.976	14:39:32.206
3 -	35.633	23.782	59.415	73.19	1.808	14:40:31.621
4 -	35.808	23.767	59.575	72.99	1.968	14:41:31.196
5 -	35.620	23.378	58.998	73.70	1.391	14:42:30.194
6 -	35.700	23.115	58.815	73.93	1.208	14:43:29.009
7 -	35.162	23.175	58.337 (3)	74.54	0.730	14:44:27.346
8 -	34.884	23.316	58.200 (2)	74.71	0.593	14:45:25.546
9 -	35.560	23.069	58.629	74.17	1.022	14:46:24.175
10 -	34.675	22.932	57.607 (1)	75.48		14:47:21.782

P12	65 S	Konrad BREESE	NINJA 300 - STIHL Racing			
IDEAL LAP TIME : 58.596		BEST LAP TIME : 58.596	DIFFERENCE : 0.000			

LAP	SECTOR 1	SECTOR 2	LAP TIME	MPH	DIFF	TIME OF DAY
1 -		24.065	1:07.096	64.81	8.500	14:38:33.319
2 -	36.331	23.608	59.939	72.55	1.343	14:39:33.258
3 -	35.909	23.753	59.662	72.88	1.066	14:40:32.920
4 -	35.530	23.630	59.160	73.50	0.564	14:41:32.080
5 -	35.893	23.478	59.371	73.24	0.775	14:42:31.451
6 -	35.540	23.416	58.956	73.76	0.360	14:43:30.407
7 -	35.540	23.393	58.933 (3)	73.78	0.337	14:44:29.340
8 -	35.351	23.353	58.704 (2)	74.07	0.108	14:45:28.044
9 -	35.858	23.668	59.526	73.05	0.930	14:46:27.570
10 -	35.322	23.274	58.596 (1)	74.21		14:47:26.166

P13	24 S	Darren STOLTON	NINJA 300 -			
IDEAL LAP TIME : 58.534		BEST LAP TIME : 58.736	DIFFERENCE : 0.202			

LAP	SECTOR 1	SECTOR 2	LAP TIME	MPH	DIFF	TIME OF DAY
1 -		24.679	1:09.733	62.36	10.997	14:38:35.956
2 -	36.122	23.873	59.995	72.48	1.259	14:39:35.951
3 -	36.295	23.838	1:00.133	72.31	1.397	14:40:36.084
4 -	36.499	23.929	1:00.428	71.96	1.692	14:41:36.512
5 -	36.149	23.655	59.804	72.71	1.068	14:42:36.316
6 -	35.867	23.377	59.244	73.40	0.508	14:43:35.560
7 -	35.157	23.579	58.736 (1)	74.03		14:44:34.296
8 -	35.234	23.886	59.120 (2)	73.55	0.384	14:45:33.416

Weather / Track : Cloudy / Dry

Brands Hatch Indy
Circuit Length = 1.2079 miles
Start: 14:37 Flag 14:47 End: 14:48

BMCRC - MRO Championships 2019 - Rnd 1 @ Brands Hatch Indy

ACU Team Green Junior & Senior 300

RACE 9 - SECTOR ANALYSIS



SECTOR 1 = FL to I1, SECTOR 2 = I1 to FL, DIFF = Difference To Personal Best Lap, P = Crossed Finish Line in Pit Lane, D = Time Disallowed

9 -	35.483	23.743	59.226	73.42	0.490	14:46:32.642
10 -	35.615	23.579	59.194 (3)	73.46	0.458	14:47:31.836

P14 38 S		Bob COUCHMAN		NINJA 300 - Pinky Janey			
IDEAL LAP TIME : 59.091		BEST LAP TIME : 59.126		DIFFERENCE : 0.035			
LAP	SECTOR 1	SECTOR 2	LAP TIME	MPH	DIFF	TIME OF DAY	
1 -		24.313	1:09.026	62.99	9.900	14:38:35.249	
2 -	35.785	24.184	59.969	72.51	0.843	14:39:35.218	
3 -	35.968	24.726	1:00.694	71.64	1.568	14:40:35.912	
4 -	36.571	23.823	1:00.394	72.00	1.268	14:41:36.306	
5 -	36.125	23.689	59.814	72.70	0.688	14:42:36.120	
6 -	35.883	23.676	59.559 (2)	73.01	0.433	14:43:35.679	
7 -	35.415	23.711	59.126 (1)	73.54		14:44:34.805	
8 -	35.652	23.947	59.599 (3)	72.96	0.473	14:45:34.404	
9 -	35.643	24.563	1:00.206	72.22	1.080	14:46:34.610	
10 -	35.771	23.922	59.693	72.84	0.567	14:47:34.303	

P15 31 J		Corey TINKER		NINJA 300 - Aquatix-2u Ltd			
IDEAL LAP TIME : 58.512		BEST LAP TIME : 58.800		DIFFERENCE : 0.288			
LAP	SECTOR 1	SECTOR 2	LAP TIME	MPH	DIFF	TIME OF DAY	
1 -		25.094	1:11.592	60.74	12.792	14:38:37.815	
2 -	36.829	24.427	1:01.256	70.99	2.456	14:39:39.071	
3 -	35.835	24.552	1:00.387	72.01	1.587	14:40:39.458	
4 -	36.248	23.691	59.939	72.55	1.139	14:41:39.397	
5 -	36.322	24.130	1:00.452	71.93	1.652	14:42:39.849	
6 -	35.345	23.532	58.877 (2)	73.85	0.077	14:43:38.726	
7 -	35.092	24.142	59.234	73.41	0.434	14:44:37.960	
8 -	35.361	23.621	58.982	73.72	0.182	14:45:36.942	
9 -	34.980	23.820	58.800 (1)	73.95		14:46:35.742	
10 -	35.000	23.958	58.958 (3)	73.75	0.158	14:47:34.700	

P16 28 S		Kelvin HOARE		NINJA 300 - Southern and Country Roofing Ltd			
IDEAL LAP TIME : 59.184		BEST LAP TIME : 59.415		DIFFERENCE : 0.231			
LAP	SECTOR 1	SECTOR 2	LAP TIME	MPH	DIFF	TIME OF DAY	
1 -		24.092	1:08.394	63.58	8.979	14:38:34.617	
2 -	36.568	24.129	1:00.697	71.64	1.282	14:39:35.314	
3 -	35.956	24.329	1:00.285	72.13	0.870	14:40:35.599	
4 -	36.116	24.021	1:00.137	72.31	0.722	14:41:35.736	
5 -	36.163	23.938	1:00.101	72.35	0.686	14:42:35.837	
6 -	35.877	23.675	59.552 (2)	73.02	0.137	14:43:35.389	
7 -	35.509	23.906	59.415 (1)	73.19		14:44:34.804	
8 -	35.749	24.068	59.817 (3)	72.69	0.402	14:45:34.621	
9 -	35.899	24.241	1:00.140	72.30	0.725	14:46:34.761	
10 -	36.199	24.647	1:00.846	71.46	1.431	14:47:35.607	

P17 68 J		Lucca ALLEN		NINJA 300 - mark allen autosmart			
IDEAL LAP TIME : 58.629		BEST LAP TIME : 58.722		DIFFERENCE : 0.093			
LAP	SECTOR 1	SECTOR 2	LAP TIME	MPH	DIFF	TIME OF DAY	
1 -		24.536	1:10.179	61.96	11.457	14:38:36.402	
2 -	37.431	23.979	1:01.410	70.81	2.688	14:39:37.812	
3 -	37.056	24.681	1:01.737	70.43	3.015	14:40:39.549	
4 -	36.904	24.033	1:00.937	71.36	2.215	14:41:40.486	
5 -	35.980	24.618	1:00.598	71.76	1.876	14:42:41.084	
6 -	36.187	23.700	59.887	72.61	1.165	14:43:40.971	
7 -	35.635	23.792	59.427 (3)	73.17	0.705	14:44:40.398	
8 -	34.929	23.793	58.722 (1)	74.05		14:45:39.120	
9 -	35.709	24.459	1:00.168	72.27	1.446	14:46:39.288	
10 -	35.426	23.921	59.347 (2)	73.27	0.625	14:47:38.635	

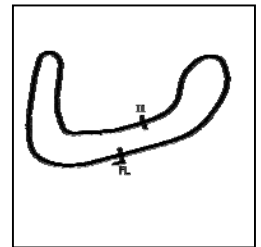
Weather / Track : Cloudy / Dry

Brands Hatch Indy
Circuit Length = 1.2079 miles
Start: 14:37 Flag 14:47 End: 14:48

BMCRC - MRO Championships 2019 - Rnd 1 @ Brands Hatch Indy

ACU Team Green Junior & Senior 300

RACE 9 - SECTOR ANALYSIS



SECTOR 1 = FL to I1, SECTOR 2 = I1 to FL, DIFF = Difference To Personal Best Lap, P = Crossed Finish Line in Pit Lane, D = Time Disallowed

P18 36 S Daniel SUTHERLAND		NINJA 300 -				
IDEAL LAP TIME : 59.761		BEST LAP TIME : 1:00.013		DIFFERENCE : 0.252		
LAP	SECTOR 1	SECTOR 2	LAP TIME	MPH	DIFF	TIME OF DAY
1 -		24.357	1:09.135	62.89	9.122	14:38:35.358
2 -	36.399	23.892	1:00.291	72.12	0.278	14:39:35.649
3 -	35.944	24.069	1:00.013 (1)	72.46		14:40:35.662
4 -	36.161	24.016	1:00.177 (3)	72.26	0.164	14:41:35.839
5 -	36.236	23.817	1:00.053 (2)	72.41	0.040	14:42:35.892
6 -	36.815	24.055	1:00.870	71.44	0.857	14:43:36.762
7 -	36.851	24.190	1:01.041	71.24	1.028	14:44:37.803
8 -	36.763	24.400	1:01.163	71.09	1.150	14:45:38.966
9 -	36.929	24.191	1:01.120	71.14	1.107	14:46:40.086
10 -	36.534	23.990	1:00.524	71.84	0.511	14:47:40.610

P19 70 S Sean HALL		NINJA 300 - S and y ceramics				
IDEAL LAP TIME : 59.866		BEST LAP TIME : 1:00.148		DIFFERENCE : 0.282		
LAP	SECTOR 1	SECTOR 2	LAP TIME	MPH	DIFF	TIME OF DAY
1 -		23.954	1:08.501	63.48	8.353	14:38:34.724
2 -	36.670	24.008	1:00.678	71.66	0.530	14:39:35.402
3 -	36.316	24.735	1:01.051	71.22	0.903	14:40:36.453
4 -	36.452	23.738	1:00.190 (2)	72.24	0.042	14:41:36.643
5 -	36.348	23.951	1:00.299 (3)	72.11	0.151	14:42:36.942
6 -	36.128	24.020	1:00.148 (1)	72.29		14:43:37.090
7 -	36.828	24.774	1:01.602	70.59	1.454	14:44:38.692
8 -	36.183	24.347	1:00.530	71.84	0.382	14:45:39.222
9 -	36.969	24.127	1:01.096	71.17	0.948	14:46:40.318
10 -	36.342	24.276	1:00.618	71.73	0.470	14:47:40.936

P20 25 S Leon JONES		NINJA 300 -				
IDEAL LAP TIME : 59.278		BEST LAP TIME : 59.848		DIFFERENCE : 0.570		
LAP	SECTOR 1	SECTOR 2	LAP TIME	MPH	DIFF	TIME OF DAY
1 -		24.652	1:10.013	62.11	10.165	14:38:36.236
2 -	37.409	24.030	1:01.439	70.77	1.591	14:39:37.675
3 -	37.065	23.892	1:00.957	71.33	1.109	14:40:38.632
4 -	36.483	23.986	1:00.469	71.91	0.621	14:41:39.101
5 -	37.030	25.099	1:02.129	69.99	2.281	14:42:41.230
6 -	36.670	23.669	1:00.339	72.06	0.491	14:43:41.569
7 -	36.026	23.890	59.916 (3)	72.57	0.068	14:44:41.485
8 -	36.028	24.084	1:00.112	72.34	0.264	14:45:41.597
9 -	36.187	23.661	59.848 (1)	72.66		14:46:41.445
10 -	35.617	24.286	59.903 (2)	72.59	0.055	14:47:41.348

P21 43 S Colin HALL		NINJA 300 -				
IDEAL LAP TIME : 1:00.301		BEST LAP TIME : 1:00.334		DIFFERENCE : 0.033		
LAP	SECTOR 1	SECTOR 2	LAP TIME	MPH	DIFF	TIME OF DAY
1 -		25.132	1:09.917	62.19	9.583	14:38:36.140
2 -	36.810	24.164	1:00.974	71.31	0.640	14:39:37.114
3 -	37.059	24.270	1:01.329	70.90	0.995	14:40:38.443
4 -	37.287	24.846	1:02.133	69.98	1.799	14:41:40.576
5 -	37.102	24.533	1:01.635	70.55	1.301	14:42:42.211
6 -	36.296	24.424	1:00.720 (3)	71.61	0.386	14:43:42.931
7 -	36.329	24.005	1:00.334 (1)	72.07		14:44:43.265
8 -	36.570	24.502	1:01.072	71.20	0.738	14:45:44.337
9 -	36.460	24.225	1:00.685 (2)	71.65	0.351	14:46:45.022
10 -	37.427	24.101	1:01.528	70.67	1.194	14:47:46.550

P22 48 S Kevin SABBARTON		NINJA 300 -				
IDEAL LAP TIME : 1:01.720		BEST LAP TIME : 1:01.725		DIFFERENCE : 0.005		
LAP	SECTOR 1	SECTOR 2	LAP TIME	MPH	DIFF	TIME OF DAY

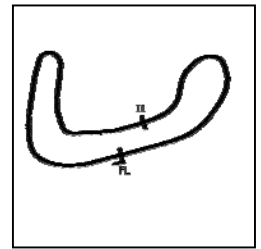
Weather / Track : Cloudy / Dry

Brands Hatch Indy
Circuit Length = 1.2079 miles
Start: 14:37 Flag 14:47 End: 14:48

BMCRC - MRO Championships 2019 - Rnd 1 @ Brands Hatch Indy

ACU Team Green Junior & Senior 300

RACE 9 - SECTOR ANALYSIS



SECTOR 1 = FL to I1, SECTOR 2 = I1 to FL, DIFF = Difference To Personal Best Lap, P = Crossed Finish Line in Pit Lane, D = Time Disallowed

1 -		25.277	1:12.202	60.22	10.477	14:38:38.425
2 -	37.678	25.263	1:02.941	69.09	1.216	14:39:41.366
3 -	37.889	25.463	1:03.352	68.64	1.627	14:40:44.718
4 -	37.684	24.971	1:02.655	69.40	0.930	14:41:47.373
5 -	37.910	25.055	1:02.965	69.06	1.240	14:42:50.338
6 -	38.317	25.340	1:03.657	68.31	1.932	14:43:53.995
7 -	37.480	24.780	1:02.260 (3)	69.84	0.535	14:44:56.255
8 -	37.297	25.026	1:02.323	69.77	0.598	14:45:58.578
9 -	36.940	24.785	1:01.725 (1)	70.45		14:47:00.303
10 -	37.004	24.947	1:01.951 (2)	70.19	0.226	14:48:02.254

P23 42 J Christopher JOHNSON			NINJA 300 -			
IDEAL LAP TIME : 1:03.086		BEST LAP TIME : 1:03.542	DIFFERENCE : 0.456			
LAP	SECTOR 1	SECTOR 2	LAP TIME	MPH	DIFF	TIME OF DAY
1 -		25.437	1:13.002	59.56	9.460	14:38:39.225
2 -	39.635	25.330	1:04.965	66.93	1.423	14:39:44.190
3 -	39.147	25.253	1:04.400	67.52	0.858	14:40:48.590
4 -	39.199	25.171	1:04.370	67.55	0.828	14:41:52.960
5 -	38.927	25.127	1:04.054	67.88	0.512	14:42:57.014
6 -	38.621	25.347	1:03.968 (3)	67.98	0.426	14:44:00.982
7 -	38.409	26.307	1:04.716	67.19	1.174	14:45:05.698
8 -	38.780	24.858	1:03.638 (2)	68.33	0.096	14:46:09.336
9 -	38.865	24.677	1:03.542 (1)	68.43		14:47:12.878

P24 122 S Paul WILSON			NINJA 300 -			
IDEAL LAP TIME : 1:03.140		BEST LAP TIME : 1:03.140	DIFFERENCE : 0.000			
LAP	SECTOR 1	SECTOR 2	LAP TIME	MPH	DIFF	TIME OF DAY
1 -		25.999	1:13.829	58.90	10.689	14:38:40.052
2 -	38.498	25.393	1:03.891	68.06	0.751	14:39:43.943
3 -	38.032	25.108	1:03.140 (1)	68.87		14:40:47.083
4 -	38.368	25.368	1:03.736 (3)	68.22	0.596	14:41:50.819
5 -	38.125	25.439	1:03.564 (2)	68.41	0.424	14:42:54.383
6 -	38.222	27.068	1:05.290	66.60	2.150	14:43:59.673
7 -	39.617	26.275	1:05.892	65.99	2.752	14:45:05.565
8 -	39.143	26.375	1:05.518	66.37	2.378	14:46:11.083
9 -	39.533	26.264	1:05.797	66.09	2.657	14:47:16.880

P25 77 J Joe WHITE			NINJA 300 - Just In Graphics			
IDEAL LAP TIME : 1:06.161		BEST LAP TIME : 1:06.387	DIFFERENCE : 0.226			
LAP	SECTOR 1	SECTOR 2	LAP TIME	MPH	DIFF	TIME OF DAY
1 -		26.067	1:15.031	57.95	8.644	14:38:41.254
2 -	40.094	26.293	1:06.387 (1)	65.50		14:39:47.641
3 -	40.214	26.439	1:06.653	65.24	0.266	14:40:54.294
4 -	40.585	26.666	1:07.251	64.66	0.864	14:42:01.545
5 -	40.781	26.694	1:07.475	64.44	1.088	14:43:09.020
6 -	40.349	26.302	1:06.651 (3)	65.24	0.264	14:44:15.671
7 -	40.440	26.460	1:06.900	65.00	0.513	14:45:22.571
8 -	40.122	26.434	1:06.556 (2)	65.33	0.169	14:46:29.127
9 -	41.054	26.457	1:07.511	64.41	1.124	14:47:36.638

P26 32 S John MACKNESS			NINJA 300 - Salisbury Cleaners			
IDEAL LAP TIME : 1:05.509		BEST LAP TIME : 1:05.717	DIFFERENCE : 0.208			
LAP	SECTOR 1	SECTOR 2	LAP TIME	MPH	DIFF	TIME OF DAY
1 -		27.019	1:17.996	55.75	12.279	14:38:44.219
2 -	41.202	26.636	1:07.838	64.10	2.121	14:39:52.057
3 -	40.463	26.240	1:06.703	65.19	0.986	14:40:58.760
4 -	40.796	26.116	1:06.912	64.98	1.195	14:42:05.672
5 -	40.181	26.270	1:06.451 (3)	65.44	0.734	14:43:12.123
6 -	39.713	26.004	1:05.717 (1)	66.17		14:44:17.840
7 -	39.836	25.938	1:05.774 (2)	66.11	0.057	14:45:23.614

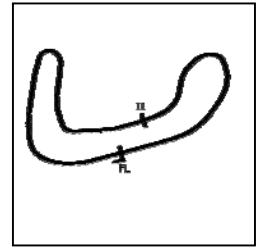
Weather / Track : Cloudy / Dry

Brands Hatch Indy
Circuit Length = 1.2079 miles
Start: 14:37 Flag 14:47 End: 14:48

BMCRC - MRO Championships 2019 - Rnd 1 @ Brands Hatch Indy

ACU Team Green Junior & Senior 300

RACE 9 - SECTOR ANALYSIS



SECTOR 1 = FL to I1, SECTOR 2 = I1 to FL, DIFF = Difference To Personal Best Lap, P = Crossed Finish Line in Pit Lane, D = Time Disallowed

8 -	41.108	26.356	1:07.464	64.45	1.747	14:46:31.078
9 -	41.188	25.796	1:06.984	64.92	1.267	14:47:38.062

P27	15 J	Ruari BURNETT	NINJA 300 -			
IDEAL LAP TIME : 1:16.050		BEST LAP TIME : 1:16.852	DIFFERENCE : 0.802			

LAP	SECTOR 1	SECTOR 2	LAP TIME	MPH	DIFF	TIME OF DAY
1 -		30.050	1:25.277	50.99	8.425	14:38:51.500
2 -	46.666	30.202	1:16.868 (2)	56.57	0.016	14:40:08.368
3 -	46.000	30.852	1:16.852 (1)	56.58		14:41:25.220
4 -	47.542	31.034	1:18.576	55.34	1.724	14:42:43.796
5 -	47.322	31.011	1:18.333 (3)	55.51	1.481	14:44:02.129
6 -	46.507	32.737	1:19.244	54.87	2.392	14:45:21.373
7 -	47.953	32.825	1:20.778	53.83	3.926	14:46:42.151
8 -	48.477	33.540	1:22.017	53.02	5.165	14:48:04.168

P28	16 J	Harry COOPER	NINJA 300 -			
IDEAL LAP TIME : 1:04.743		BEST LAP TIME : 1:04.914	DIFFERENCE : 0.171			

LAP	SECTOR 1	SECTOR 2	LAP TIME	MPH	DIFF	TIME OF DAY
1 -		25.710	1:14.442	58.41	9.528	14:38:40.665
2 -	39.033	25.881	1:04.914 (1)	66.99		14:39:45.579

BMCRC - MRO Championships 2019 - Rnd 1 @ Brands Hatch Indy

ACU Team Green Junior & Senior 300

RACE 9 - BEST SECTORS

SECTOR 1			SECTOR 2			IDEAL / BEST COMPARISON						
POS	NO	NAME	TIME	NO	NAME	TIME	POS	NO	NAME	IDEAL	BEST	DIFF
									PERFECT LAP	56.425		
1	186	JENNER	33.894	41	TINKER	22.531	1	52	DIXON	56.482	56.960	0.478
2	52	DIXON	33.944	52	DIXON	22.538	2	186	JENNER	56.572	56.921	0.349
3	20	DICKINSON	34.246	186	JENNER	22.678	3	41	TINKER	56.911	57.170	0.259
4	41	TINKER	34.380	20	DICKINSON	22.913	4	20	DICKINSON	57.159	57.159	0.000
5	136	FOWLE	34.464	62	VELLA	22.932	5	136	FOWLE	57.462	57.501	0.039
6	67	MORRIS	34.542	67	MORRIS	22.963	6	67	MORRIS	57.505	57.565	0.060
7	62	VELLA	34.675	136	FOWLE	22.998	7	62	VELLA	57.607	57.607	0.000
8	6	COOPER	34.705	14	DAVIES	23.109	8	14	DAVIES	57.815	57.815	0.000
9	14	DAVIES	34.706	6	COOPER	23.262	9	6	COOPER	57.967	57.994	0.027
10	68	ALLEN	34.929	65	BREESE	23.274	10	31	TINKER	58.512	58.800	0.288
11	31	TINKER	34.980	24	STOLTON	23.377	11	24	STOLTON	58.534	58.736	0.202
12	24	STOLTON	35.157	31	TINKER	23.532	12	65	BREESE	58.596	58.596	0.000
13	65	BREESE	35.322	25	JONES	23.661	13	68	ALLEN	58.629	58.722	0.093
14	38	COUCHMAN	35.415	28	HOARE	23.675	14	38	COUCHMAN	59.091	59.126	0.035
15	28	HOARE	35.509	38	COUCHMAN	23.676	15	28	HOARE	59.184	59.415	0.231
16	25	JONES	35.617	68	ALLEN	23.700	16	25	JONES	59.278	59.848	0.570
17	36	SUTHERLAND	35.944	70	HALL	23.738	17	36	SUTHERLAND	59.761	1:00.013	0.252
18	70	HALL	36.128	36	SUTHERLAND	23.817	18	70	HALL	59.866	1:00.148	0.282
19	43	HALL	36.296	43	HALL	24.005	19	43	HALL	1:00.301	1:00.334	0.033
20	48	SABBARTON	36.940	42	JOHNSON	24.677	20	48	SABBARTON	1:01.720	1:01.725	0.005
21	122	WILSON	38.032	48	SABBARTON	24.780	21	42	JOHNSON	1:03.086	1:03.542	0.456
22	42	JOHNSON	38.409	122	WILSON	25.108	22	122	WILSON	1:03.140	1:03.140	0.000
23	16	COOPER	39.033	16	COOPER	25.710	23	16	COOPER	1:04.743	1:04.914	0.171
24	32	MACKNESS	39.713	32	MACKNESS	25.796	24	32	MACKNESS	1:05.509	1:05.717	0.208
25	77	WHITE	40.094	77	WHITE	26.067	25	77	WHITE	1:06.161	1:06.387	0.226
26	15	BURNETT	46.000	15	BURNETT	30.050	26	15	BURNETT	1:16.050	1:16.852	0.802
27							27	99	LE MASURIER		57.773	
28							28	3	JONES		56.869	
29												

Weather / Track : Cloudy / Dry

Results can be found at www.tsl-timing.com

Brands Hatch Indy
 Circuit Length = 1.2079 miles
 Start: 14:37 Flag 14:47 End: 14:48

Printed - 14:49 Saturday, 09 March 2019

BMCRC - MRO Championships 2019 - Rnd 1 @ Brands Hatch Indy

ACU Team Green Junior & Senior 300

RACE 19 - GRID (10 Laps)



ROW 10	29	2	Monica ISAAC	1:16.852	28	15	Ruari BURNETT
ROW 9	27	77	Joe WHITE	1:06.387	26	32	John MACKNESS
					25	16	Harry COOPER
ROW 8	24	42	Christopher JOHNSON	1:03.542	23	122	Paul WILSON
					22	48	Kevin SABBARTON
ROW 7	21	43	Colin HALL	1:00.334	20	70	Sean HALL
					19	36	Daniel SUTHERLAND
ROW 6	18	25	Leon JONES	59.848	17	28	Kelvin HOARE
					16	38	Bob COUCHMAN
ROW 5	15	31	Corey TINKER	58.800	14	24	Darren STOLTON
					13	68	Lucca ALLEN
ROW 4	12	65	Konrad BREESE	58.596	11	6	Martin COOPER
					10	14	Tony DAVIES
ROW 3	9	99	Jamie LE MASURIER	57.773	8	62	Alex VELLA
					7	67	Tony MORRIS
ROW 2	6	136	Harry FOWLE	57.501	5	41	Kyal TINKER
					4	20	Kai DICKINSON
ROW 1	3	52	Kam DIXON	56.960	2	186	Owen JENNER
					1	3	Lewis JONES
							Pole

Brands Hatch Indy
Circuit Length = 1.2079 miles

These results are provisional until the conclusion of any judicial and technical matters.

Clerk Of Course :	Timekeeper :
-------------------	--------------

Results can be found at www.tsl-timing.com

Printed - 14:51 Saturday, 09 March 2019



BMCRC - MRO Championships 2019 - Rnd 1 @ Brands Hatch Indy

ACU Team Green Junior & Senior 300

RACE 19 - CLASSIFICATION



POS	NO	CL	PIC NAME	ENTRY	LAPS	TIME	GAP	DIFF	MPH	BEST	ON
1	41	J	1 Kyal TINKER	NINJA 300 - Aquatix-2u Ltd	10	9:40.539			74.90	56.031	10
2	186	J	2 Owen JENNER	Kawasaki - JB motorcycles	10	9:41.036	0.497	0.497	74.84	55.963	10
3	3	J	3 Lewis JONES	NINJA 300 - 151 s	10	9:42.875	2.336	1.839	74.60	56.537	9
4	52	J	4 Kam DIXON	NINJA 300 - Delicious Race Wear	10	9:42.997	2.458	0.122	74.59	56.440	8
5	20	S	1 Kai DICKINSON	NINJA 300 - Yeeet Racing	10	9:46.416	5.877	3.419	74.15	57.232	7
6	136	S	2 Harry FOWLE	NINJA 400 - Bernard Elliott Racing/ Steve Jordan M	10	9:46.989	6.450	0.573	74.08	57.554	5
7	14	S	3 Tony DAVIES	NINJA 300 - 3d raceing	10	9:54.039	13.500	7.050	73.20	58.167	10
8	31	J	5 Corey TINKER	NINJA 300 - Aquatix-2u Ltd	10	9:54.173	13.634	0.134	73.18	57.151	6
9	67	S	4 Tony MORRIS	NINJA 300 - Chippy racing team	10	9:56.068	15.529	1.895	72.95	58.202	7
10	6	S	5 Martin COOPER	NINJA 300 -	10	9:56.276	15.737	0.208	72.92	58.315	8
11	99	J	6 Jamie LE MASURIER	NINJA 300 - Pipework Solutions Ltd	10	9:58.978	18.439	2.702	72.60	58.026	7
12	65	S	6 Konrad BREESE	NINJA 300 - STIHL Racing	10	9:59.089	18.550	0.111	72.58	58.328	7
13	38	S	7 Bob COUCHMAN	NINJA 300 - Pinky Janey	10	9:59.345	18.806	0.256	72.55	58.118	8
14	62	S	8 Alex VELLA	NINJA 300 - myself	10	10:02.143	21.604	2.798	72.21	58.680	6
15	28	S	9 Kelvin HOARE	NINJA 300 - Southern and Country Roofing Ltd	10	10:02.339	21.800	0.196	72.19	58.668	7
16	24	S	10 Darren STOLTON	NINJA 300 -	10	10:02.687	22.148	0.348	72.15	58.803	7
17	70	S	11 Sean HALL	NINJA 300 - S and y ceramics	10	10:04.808	24.269	2.121	71.90	58.640	9
18	68	J	7 Lucca ALLEN	NINJA 300 - mark allen autosmart	10	10:09.444	28.905	4.636	71.35	59.018	5
19	25	S	12 Leon JONES	NINJA 300 -	10	10:13.182	32.643	3.738	70.91	59.781	8
20	36	S	13 Daniel SUTHERLAND	NINJA 300 -	10	10:23.528	42.989	10.346	69.74	1:00.678	3
21	43	S	14 Colin HALL	NINJA 300 -	10	10:25.416	44.877	1.888	69.53	1:01.119	9
22	48	S	15 Kevin SABBARTON	NINJA 300 -	10	10:29.250	48.711	3.834	69.10	1:01.283	8
23	42	J	8 Christopher JOHNSON	NINJA 300 -	9	9:46.944	1 Lap	1 Lap	66.67	1:02.372	8
24	122	S	16 Paul WILSON	NINJA 300 -	9	10:00.833	1 Lap	13.889	65.13	1:04.964	3
25	77	J	9 Joe WHITE	NINJA 300 - Just In Graphics	9	10:08.379	1 Lap	7.546	64.33	1:05.464	9
26	16	J	10 Harry COOPER	NINJA 300 -	9	10:10.201	1 Lap	1.822	64.13	1:05.490	6
27	32	S	17 John MACKNESS	NINJA 300 - Salisbury Cleaners	9	10:12.050	1 Lap	1.849	63.94	1:06.393	6
28	15	J	11 Ruari BURNETT	NINJA 300 -	8	10:20.789	2 Laps	1 Lap	56.03	1:14.343	3

FASTEST LAP

186	J	Owen JENNER	Kawasaki - JB motorcycles	10	55.963	77.70 mph	125.05 kph
20	S	Kai DICKINSON	NINJA 300 - Yeeet Racing	7	57.232	75.98 mph	122.28 kph

Class J - 92.5% of Race Speed = 69.28 mph

Class S - 92.5% of Race Speed = 68.58 mph

Brands Hatch Indy
Circuit Length = 1.2079 miles
Start: 17:21 Flag 17:31 End: 17:31

Weather / Track : Cloudy / Dry
These results are provisional until the conclusion of any judicial and technical matters.

Clerk Of Course :	Timekeeper :
-------------------	--------------

Results can be found at www.tsl-timing.com

Printed - 17:52 Saturday, 09 March 2019



BMCRC - MRO Championships 2019 - Rnd 1 @ Brands Hatch Indy

ACU Team Green Junior & Senior 300

RACE 19 - LAP CHART

LAP 1 @ 17:22:27.910			LAP 3 @ 17:24:25.142			LAP 5 @ 17:26:20.841			LAP 7 @ 17:28:14.877			LAP 9 @ 17:30:08.176		
NO	BEHIND	LAP TIME	NO	BEHIND	LAP TIME	NO	BEHIND	LAP TIME	NO	BEHIND	LAP TIME	NO	BEHIND	LAP TIME
186		1:04.242	186		58.224	186		57.540	41		56.186	41		56.309
41	0.320	1:04.562	41	0.213	58.264	41	0.062	57.429	16	1 Lap	1:05.490	186	0.565	56.739
3	0.425	1:04.667	136	1.172	58.647	3	0.358	57.386	186	0.829	56.937	3	1.288	56.537
136	1.333	1:05.575	52	1.283	58.100	52	0.508	57.653	3	1.092	56.930			
20	1.427	1:05.669	3	1.401	58.561	136	1.029	57.554	52	1.490	57.195			
52	1.502	1:05.744	20	2.054	59.000	20	1.381	57.394	20	1.906	57.232			
14	2.274	1:06.516	14	2.408	58.533	67	4.356	59.070	136	2.283	57.563			
67	2.633	1:06.875	67	2.760	58.542	14	4.397	58.359	14	7.420	58.291			
99	3.234	1:07.476	99	3.416	58.540	99	5.688	59.522	67	7.592	58.202			
65	3.644	1:07.886	65	4.422	58.675	6	6.966	58.987	31	7.936	57.715			
62	3.742	1:07.984	38	4.617	58.481	65	7.036	59.461	99	8.165	58.026			
6	3.798	1:08.040	6	5.354	58.737	31	7.106	58.401	6	9.813	58.320			
24	3.858	1:08.100	62	6.461	59.211	38	7.728	59.564	65	10.048	58.328			
38	4.058	1:08.300	24	6.708	59.755	62	9.770	59.487	38	10.783	58.339			
31	4.489	1:08.731	31	6.791	58.966	24	9.904	59.375	62	13.389	58.975			
28	4.721	1:08.963	28	7.847	59.941	28	10.635	59.347	24	13.601	58.803			
70	5.012	1:09.254	70	7.967	59.552	70	11.670	59.413	28	13.999	58.668			
25	5.135	1:09.377	25	9.589	1:00.809	15	1 Lap	1:15.071	70	15.925	59.154			
36	5.958	1:10.200	36	10.615	1:00.678	25	15.030	1:00.388	68	20.658	59.234			
43	7.362	1:11.604	68	12.454	59.697	68	15.888	59.018	25	22.187	1:00.678			
48	7.496	1:11.738	43	14.426	1:01.732	36	18.554	1:01.598	36	27.682	1:01.709			
68	7.578	1:11.820	48	14.791	1:01.588	43	21.606	1:01.380	43	30.230	1:01.443			
42	8.275	1:12.517	122	24.151	1:04.964	48	23.268	1:02.121	48	33.593	1:01.511			
122	9.840	1:14.082	42	26.217	1:04.339	42	37.207	1:03.159	42	50.131	1:04.188			
77	11.343	1:15.585	32	28.463	1:06.875	122	38.935	1:05.481	15	1 Lap	1:17.031			
32	12.408	1:16.650	77	29.302	1:07.248	32	46.831	1:07.444	122	56.296	1:05.298			
16	13.978	1:18.220	16	32.302	1:08.094	77	47.543	1:06.812						
15	22.181	1:26.423	15	55.039	1:14.343	16	48.606	1:05.815						

LAP 2 @ 17:23:26.918			LAP 4 @ 17:25:23.301			LAP 6 @ 17:27:18.691			LAP 8 @ 17:29:11.867			LAP 10 @ 17:31:04.207		
NO	BEHIND	LAP TIME	NO	BEHIND	LAP TIME	NO	BEHIND	LAP TIME	NO	BEHIND	LAP TIME	NO	BEHIND	LAP TIME
186		59.008	186		58.159	41		57.788	41		56.990	41		56.031
41	0.173	58.861	41	0.173	58.119	186	0.078	57.928	186	0.135	56.296	186	0.497	55.963
136	0.749	58.424	52	0.395	57.271	3	0.348	57.840	52	0.940	56.440	3	2.336	57.079
3	1.064	59.647	3	0.512	57.270	52	0.481	57.823	3	1.060	56.958	52	2.458	57.125
20	1.278	58.859	136	1.015	58.002	20	0.860	57.329	20	2.266	57.350	20	5.877	58.139
52	1.407	58.913	20	1.527	57.632	136	0.906	57.727	136	3.167	57.874	42	1 Lap	1:03.232
14	2.099	58.833	67	2.826	58.225	14	5.315	58.768	77	1 Lap	1:05.557	136	6.450	57.749
67	2.442	58.817	14	3.578	59.329	67	5.576	59.070	14	9.097	58.667	14	13.500	58.167
99	3.100	58.874	99	3.706	58.449	99	6.325	58.487	32	1 Lap	1:07.033	31	13.634	58.252
65	3.971	59.335	65	5.115	58.852	31	6.407	57.151	31	9.328	58.382	67	15.529	59.512
38	4.360	59.310	6	5.519	58.324	6	7.679	58.563	16	1 Lap	1:06.428	6	15.737	58.396
6	4.841	1:00.051	38	5.704	59.246	65	7.906	58.720	99	10.357	59.182	99	18.439	59.772
24	5.177	1:00.327	31	6.245	57.613	38	8.630	58.752	6	11.138	58.315	65	18.550	59.069
62	5.474	1:00.740	62	7.823	59.521	62	10.600	58.680	65	11.732	58.674	38	18.806	58.765
31	6.049	1:00.568	24	8.069	59.520	24	10.984	58.930	38	11.911	58.118	122	1 Lap	1:06.553
28	6.130	1:00.417	28	8.828	59.140	28	11.517	58.732	62	15.396	58.997	62	21.604	59.139
70	6.639	1:00.635	70	9.797	59.989	70	12.957	59.137	24	15.513	58.902	28	21.800	59.104
25	7.004	1:00.877	25	12.182	1:00.752	68	17.610	59.572	28	15.863	58.854	24	22.148	59.132
36	8.161	1:01.211	68	14.410	1:00.115	25	17.695	1:00.515	70	18.172	59.237	70	24.269	59.797
43	10.918	1:02.564	36	14.496	1:02.040	36	22.159	1:01.455	68	22.989	59.321	77	1 Lap	1:05.464
68	10.981	1:02.411	43	17.766	1:01.499	43	24.973	1:01.217	25	24.978	59.781	68	28.905	59.094
48	11.427	1:02.939	43	17.766	1:01.499	48	28.268	1:02.850	36	32.160	1:01.468	24	22.148	59.132
122	17.411	1:06.579	48	18.687	1:02.055	48	28.268	1:02.850	43	34.815	1:01.575	77	1 Lap	1:05.464
32	19.812	1:06.412	122	30.994	1:05.002	15	1 Lap	1:15.925	48	37.886	1:01.283	16	1 Lap	1:06.230
42	20.102	1:10.835	42	31.588	1:03.530	42	42.129	1:02.772	42	55.513	1:02.372	32	1 Lap	1:07.617
77	20.278	1:07.943	32	36.927	1:06.623	122	47.184	1:06.099				25	32.643	1:00.084
16	22.432	1:07.462	77	38.271	1:07.128	32	55.374	1:06.393				15	2 Laps	1:17.501
15	38.920	1:15.747	16	40.331	1:06.188	77	55.623	1:05.930				36	42.989	1:01.699

Weather / Track : Cloudy / Dry

Brands Hatch Indy
 Circuit Length = 1.2079 miles
 Start: 17:21 Flag 17:31 End: 17:31

BMCRC - MRO Championships 2019 - Rnd 1 @ Brands Hatch Indy

ACU Team Green Junior & Senior 300

RACE 19 - SECTOR ANALYSIS



SECTOR 1 = FL to I1, SECTOR 2 = I1 to FL, DIFF = Difference To Personal Best Lap, P = Crossed Finish Line in Pit Lane, D = Time Disallowed

P1 41 J		Kyal TINKER		NINJA 300 - Aquatix-2u Ltd		
IDEAL LAP TIME : 56.031		BEST LAP TIME : 56.031		DIFFERENCE : 0.000		
LAP	SECTOR 1	SECTOR 2	LAP TIME	MPH	DIFF	TIME OF DAY
1 -		23.825	1:04.562	67.35	8.531	17:22:28.230
2 -	36.045	22.816	58.861	73.87	2.830	17:23:27.091
3 -	35.329	22.935	58.264	74.63	2.233	17:24:25.355
4 -	34.876	23.243	58.119	74.82	2.088	17:25:23.474
5 -	34.663	22.766	57.429	75.72	1.398	17:26:20.903
6 -	34.754	23.034	57.788	75.25	1.757	17:27:18.691
7 -	34.007	22.179	56.186 (2)	77.39	0.155	17:28:14.877
8 -	34.612	22.378	56.990	76.30	0.959	17:29:11.867
9 -	33.987	22.322	56.309 (3)	77.22	0.278	17:30:08.176
10 -	33.872	22.159	56.031 (1)	77.61		17:31:04.207

P2 186 J		Owen JENNER		Kawasaki - JB motorcycles		
IDEAL LAP TIME : 55.963		BEST LAP TIME : 55.963		DIFFERENCE : 0.000		
LAP	SECTOR 1	SECTOR 2	LAP TIME	MPH	DIFF	TIME OF DAY
1 -		23.765	1:04.242	67.69	8.279	17:22:27.910
2 -	35.479	23.529	59.008	73.69	3.045	17:23:26.918
3 -	35.007	23.217	58.224	74.68	2.261	17:24:25.142
4 -	34.903	23.256	58.159	74.77	2.196	17:25:23.301
5 -	34.575	22.965	57.540	75.57	1.577	17:26:20.841
6 -	34.655	23.273	57.928	75.06	1.965	17:27:18.769
7 -	34.490	22.447	56.937	76.37	0.974	17:28:15.706
8 -	34.068	22.228	56.296 (2)	77.24	0.333	17:29:12.002
9 -	34.269	22.470	56.739 (3)	76.64	0.776	17:30:08.741
10 -	33.821	22.142	55.963 (1)	77.70		17:31:04.704

P3 3 J		Lewis JONES		NINJA 300 - 151 s		
IDEAL LAP TIME : 56.145		BEST LAP TIME : 56.537		DIFFERENCE : 0.392		
LAP	SECTOR 1	SECTOR 2	LAP TIME	MPH	DIFF	TIME OF DAY
1 -		23.916	1:04.667	67.24	8.130	17:22:28.335
2 -	36.720	22.927	59.647	72.90	3.110	17:23:27.982
3 -	35.642	22.919	58.561	74.25	2.024	17:24:26.543
4 -	34.215	23.055	57.270	75.93	0.733	17:25:23.813
5 -	34.561	22.825	57.386	75.77	0.849	17:26:21.199
6 -	34.595	23.245	57.840	75.18	1.303	17:27:19.039
7 -	34.377	22.553	56.930 (2)	76.38	0.393	17:28:15.969
8 -	34.751	22.207	56.958 (3)	76.34	0.421	17:29:12.927
9 -	33.995	22.542	56.537 (1)	76.91		17:30:09.464
10 -	33.938	23.141	57.079	76.18	0.542	17:31:06.543

P4 52 J		Kam DIXON		NINJA 300 - Delicious Race Wear		
IDEAL LAP TIME : 56.374		BEST LAP TIME : 56.440		DIFFERENCE : 0.066		
LAP	SECTOR 1	SECTOR 2	LAP TIME	MPH	DIFF	TIME OF DAY
1 -		23.105	1:05.744	66.14	9.304	17:22:29.412
2 -	35.730	23.183	58.913	73.81	2.473	17:23:28.325
3 -	35.155	22.945	58.100	74.84	1.660	17:24:26.425
4 -	34.104	23.167	57.271	75.93	0.831	17:25:23.696
5 -	34.766	22.887	57.653	75.42	1.213	17:26:21.349
6 -	34.503	23.320	57.823	75.20	1.383	17:27:19.172
7 -	34.447	22.748	57.195	76.03	0.755	17:28:16.367
8 -	34.025	22.415	56.440 (1)	77.04		17:29:12.807
9 -	33.959	22.774	56.733 (2)	76.65	0.293	17:30:09.540
10 -	33.989	23.136	57.125 (3)	76.12	0.685	17:31:06.665

P5 20 S		Kai DICKINSON		NINJA 300 - Yeet Racing		
IDEAL LAP TIME : 57.094		BEST LAP TIME : 57.232		DIFFERENCE : 0.138		
LAP	SECTOR 1	SECTOR 2	LAP TIME	MPH	DIFF	TIME OF DAY

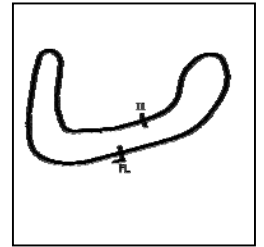
Weather / Track : Cloudy / Dry

Brands Hatch Indy
Circuit Length = 1.2079 miles
Start: 17:21 Flag 17:31 End: 17:31

BMCRC - MRO Championships 2019 - Rnd 1 @ Brands Hatch Indy

ACU Team Green Junior & Senior 300

RACE 19 - SECTOR ANALYSIS



SECTOR 1 = FL to I1, SECTOR 2 = I1 to FL, DIFF = Difference To Personal Best Lap, P = Crossed Finish Line in Pit Lane, D = Time Disallowed

Lap	Time	Diff	MPH	Time of Day
1 -	23.840		1:05.669	66.21 8.437 17:22:29.337
2 -	35.499	23.360	58.859	73.88 1.627 17:23:28.196
3 -	35.608	23.392	59.000	73.70 1.768 17:24:27.196
4 -	34.394	23.238	57.632	75.45 0.400 17:25:24.828
5 -	34.518	22.876	57.394	75.76 0.162 17:26:22.222
6 -	34.270	23.059	57.329 (2)	75.85 0.097 17:27:19.551
7 -	34.408	22.824	57.232 (1)	75.98 17:28:16.783
8 -	34.403	22.947	57.350 (3)	75.82 0.118 17:29:14.133
9 -	34.486	23.326	57.812	75.21 0.580 17:30:11.945
10 -	34.593	23.546	58.139	74.79 0.907 17:31:10.084

P6 136 S Harry FOWLE			NINJA 400 - Bernard Elliott Racing/ Steve Jordan Motorcycles			
IDEAL LAP TIME : 57.067		BEST LAP TIME : 57.554		DIFFERENCE : 0.487		
LAP	SECTOR 1	SECTOR 2	LAP TIME	MPH	DIFF	TIME OF DAY
1 -		23.403	1:05.575	66.31	8.021	17:22:29.243
2 -	35.255	23.169	58.424	74.43	0.870	17:23:27.667
3 -	35.691	22.956	58.647	74.14	1.093	17:24:26.314
4 -	35.145	22.857	58.002	74.97	0.448	17:25:24.316
5 -	34.555	22.999	57.554 (1)	75.55		17:26:21.870
6 -	34.463	23.264	57.727 (3)	75.33	0.173	17:27:19.597
7 -	34.734	22.829	57.563 (2)	75.54	0.009	17:28:17.160
8 -	35.026	22.848	57.874	75.13	0.320	17:29:15.034
9 -	34.849	23.025	57.874	75.13	0.320	17:30:12.908
10 -	34.238	23.511	57.749	75.30	0.195	17:31:10.657

P7 14 S Tony DAVIES			NINJA 300 - 3d racing			
IDEAL LAP TIME : 58.122		BEST LAP TIME : 58.167		DIFFERENCE : 0.045		
LAP	SECTOR 1	SECTOR 2	LAP TIME	MPH	DIFF	TIME OF DAY
1 -		23.836	1:06.516	65.37	8.349	17:22:30.184
2 -	35.328	23.505	58.833	73.91	0.666	17:23:29.017
3 -	34.965	23.568	58.533	74.29	0.366	17:24:27.550
4 -	35.834	23.495	59.329	73.29	1.162	17:25:26.879
5 -	35.136	23.223	58.359 (3)	74.51	0.192	17:26:25.238
6 -	35.255	23.513	58.768	73.99	0.601	17:27:24.006
7 -	35.075	23.216	58.291 (2)	74.60	0.124	17:28:22.297
8 -	35.306	23.361	58.667	74.12	0.500	17:29:20.964
9 -	35.190	23.386	58.576	74.23	0.409	17:30:19.540
10 -	34.906	23.261	58.167 (1)	74.76		17:31:17.707

P8 31 J Corey TINKER			NINJA 300 - Aquatix-2u Ltd			
IDEAL LAP TIME : 57.127		BEST LAP TIME : 57.151		DIFFERENCE : 0.024		
LAP	SECTOR 1	SECTOR 2	LAP TIME	MPH	DIFF	TIME OF DAY
1 -		24.673	1:08.731	63.26	11.580	17:22:32.399
2 -	36.530	24.038	1:00.568	71.79	3.417	17:23:32.967
3 -	35.784	23.182	58.966	73.74	1.815	17:24:31.933
4 -	34.695	22.918	57.613 (2)	75.47	0.462	17:25:29.546
5 -	35.296	23.105	58.401	74.46	1.250	17:26:27.947
6 -	34.209	22.942	57.151 (1)	76.08		17:27:25.098
7 -	34.738	22.977	57.715 (3)	75.34	0.564	17:28:22.813
8 -	35.088	23.294	58.382	74.48	1.231	17:29:21.195
9 -	35.163	23.231	58.394	74.47	1.243	17:30:19.589
10 -	34.992	23.260	58.252	74.65	1.101	17:31:17.841

P9 67 S Tony MORRIS			NINJA 300 - Chippy racing team			
IDEAL LAP TIME : 58.542		BEST LAP TIME : 58.202		DIFFERENCE : -0.340		
LAP	SECTOR 1	SECTOR 2	LAP TIME	MPH	DIFF	TIME OF DAY
1 -			1:06.875	65.02	8.673	17:22:30.543
2 -	35.270	23.547	58.817	73.93	0.615	17:23:29.360
3 -	35.136	23.406	58.542 (3)	74.28	0.340	17:24:27.902
4 -			58.225 (2)	74.68	0.023	17:25:26.127

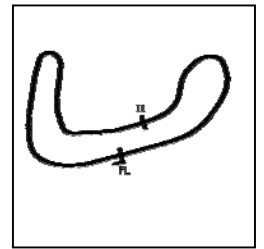
Weather / Track : Cloudy / Dry

Brands Hatch Indy
Circuit Length = 1.2079 miles
Start: 17:21 Flag 17:31 End: 17:31

BMCRC - MRO Championships 2019 - Rnd 1 @ Brands Hatch Indy

ACU Team Green Junior & Senior 300

RACE 19 - SECTOR ANALYSIS



SECTOR 1 = FL to I1, SECTOR 2 = I1 to FL, DIFF = Difference To Personal Best Lap, P = Crossed Finish Line in Pit Lane, D = Time Disallowed

5 -	59.070	73.61	0.868	17:26:25.197
6 -	59.070	73.61	0.868	17:27:24.267
7 -	58.202 (1)	74.71		17:28:22.469
8 -	59.092	73.59	0.890	17:29:21.561
9 -	58.663	74.12	0.461	17:30:20.224
10 -	59.512	73.07	1.310	17:31:19.736

P10	6 S	Martin COOPER	NINJA 300 -
IDEAL LAP TIME :		BEST LAP TIME : 58.315	DIFFERENCE :

LAP	SECTOR 1	SECTOR 2	LAP TIME	MPH	DIFF	TIME OF DAY
1 -			1:08.040	63.91	9.725	17:22:31.708
2 -			1:00.051	72.41	1.736	17:23:31.759
3 -			58.737	74.03	0.422	17:24:30.496
4 -			58.324 (3)	74.55	0.009	17:25:28.820
5 -			58.987	73.72	0.672	17:26:27.807
6 -			58.563	74.25	0.248	17:27:26.370
7 -			58.320 (2)	74.56	0.005	17:28:24.690
8 -			58.315 (1)	74.57		17:29:23.005
9 -			58.543	74.28	0.228	17:30:21.548
10 -			58.396	74.46	0.081	17:31:19.944

P11	99 J	Jamie LE MASURIER	NINJA 300 - Pipework Solutions Ltd
IDEAL LAP TIME : 58.026		BEST LAP TIME : 58.026	DIFFERENCE : 0.000

LAP	SECTOR 1	SECTOR 2	LAP TIME	MPH	DIFF	TIME OF DAY
1 -			1:07.476	64.44	9.450	17:22:31.144
2 -			58.874	73.86	0.848	17:23:30.018
3 -			58.540	74.28	0.514	17:24:28.558
4 -			58.449 (2)	74.39	0.423	17:25:27.007
5 -			59.522	73.05	1.496	17:26:26.529
6 -			58.487 (3)	74.35	0.461	17:27:25.016
7 -	34.630	23.396	58.026 (1)	74.94		17:28:23.042
8 -			59.182	73.47	1.156	17:29:22.224
9 -			1:00.650	71.69	2.624	17:30:22.874
10 -			59.772	72.75	1.746	17:31:22.646

P12	65 S	Konrad BREESE	NINJA 300 - STIHL Racing
IDEAL LAP TIME :		BEST LAP TIME : 58.328	DIFFERENCE :

LAP	SECTOR 1	SECTOR 2	LAP TIME	MPH	DIFF	TIME OF DAY
1 -			1:07.886	64.05	9.558	17:22:31.554
2 -			59.335	73.28	1.007	17:23:30.889
3 -			58.675 (3)	74.11	0.347	17:24:29.564
4 -			58.852	73.89	0.524	17:25:28.416
5 -			59.461	73.13	1.133	17:26:27.877
6 -			58.720	74.05	0.392	17:27:26.597
7 -			58.328 (1)	74.55		17:28:24.925
8 -			58.674 (2)	74.11	0.346	17:29:23.599
9 -			1:00.089	72.36	1.761	17:30:23.688
10 -			59.069	73.61	0.741	17:31:22.757

P13	38 S	Bob COUCHMAN	NINJA 300 - Pinky Janey
IDEAL LAP TIME :		BEST LAP TIME : 58.118	DIFFERENCE :

LAP	SECTOR 1	SECTOR 2	LAP TIME	MPH	DIFF	TIME OF DAY
1 -			1:08.300	63.66	10.182	17:22:31.968
2 -			59.310	73.31	1.192	17:23:31.278
3 -			58.481 (3)	74.35	0.363	17:24:29.759
4 -			59.246	73.39	1.128	17:25:29.005
5 -			59.564	73.00	1.446	17:26:28.569
6 -			58.752	74.01	0.634	17:27:27.321
7 -			58.339 (2)	74.54	0.221	17:28:25.660
8 -			58.118 (1)	74.82		17:29:23.778

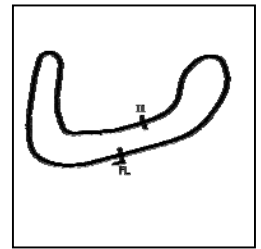
Weather / Track : Cloudy / Dry

Brands Hatch Indy
Circuit Length = 1.2079 miles
Start: 17:21 Flag 17:31 End: 17:31

BMCRC - MRO Championships 2019 - Rnd 1 @ Brands Hatch Indy

ACU Team Green Junior & Senior 300

RACE 19 - SECTOR ANALYSIS



SECTOR 1 = FL to I1, SECTOR 2 = I1 to FL, DIFF = Difference To Personal Best Lap, P = Crossed Finish Line in Pit Lane, D = Time Disallowed

9 -	1:00.470	71.91	2.352	17:30:24.248
10 -	58.765	73.99	0.647	17:31:23.013

P14 62 S Alex VELLA		NINJA 300 - myself				
IDEAL LAP TIME : 58.601		BEST LAP TIME : 58.680		DIFFERENCE : 0.079		
LAP	SECTOR 1	SECTOR 2	LAP TIME	MPH	DIFF	TIME OF DAY
1 -		24.509	1:07.984	63.96	9.304	17:22:31.652
2 -	37.155	23.585	1:00.740	71.59	2.060	17:23:32.392
3 -	35.892	23.319	59.211	73.44	0.531	17:24:31.603
4 -	36.123	23.398	59.521	73.05	0.841	17:25:31.124
5 -	35.603	23.884	59.487	73.10	0.807	17:26:30.611
6 -	35.368	23.312	58.680 (1)	74.10		17:27:29.291
7 -	35.534	23.441	58.975 (2)	73.73	0.295	17:28:28.266
8 -	35.483	23.514	58.997 (3)	73.70	0.317	17:29:27.263
9 -	35.289	24.120	59.409	73.19	0.729	17:30:26.672
10 -	35.709	23.430	59.139	73.53	0.459	17:31:25.811

P15 28 S Kelvin HOARE		NINJA 300 - Southern and Country Roofing Ltd				
IDEAL LAP TIME :		BEST LAP TIME : 58.668		DIFFERENCE :		
LAP	SECTOR 1	SECTOR 2	LAP TIME	MPH	DIFF	TIME OF DAY
1 -			1:08.963	63.05	10.295	17:22:32.631
2 -			1:00.417	71.97	1.749	17:23:33.048
3 -			59.941	72.54	1.273	17:24:32.989
4 -			59.140	73.53	0.472	17:25:32.129
5 -			59.347	73.27	0.679	17:26:31.476
6 -			58.732 (2)	74.04	0.064	17:27:30.208
7 -			58.668 (1)	74.12		17:28:28.876
8 -			58.854 (3)	73.88	0.186	17:29:27.730
9 -			59.173	73.48	0.505	17:30:26.903
10 -			59.104	73.57	0.436	17:31:26.007

P16 24 S Darren STOLTON		NINJA 300 -				
IDEAL LAP TIME : 58.442		BEST LAP TIME : 58.803		DIFFERENCE : 0.361		
LAP	SECTOR 1	SECTOR 2	LAP TIME	MPH	DIFF	TIME OF DAY
1 -		24.279	1:08.100	63.85	9.297	17:22:31.768
2 -	36.526	23.801	1:00.327	72.08	1.524	17:23:32.095
3 -	36.386	23.369	59.755	72.77	0.952	17:24:31.850
4 -	36.095	23.425	59.520	73.06	0.717	17:25:31.370
5 -	35.334	24.041	59.375	73.23	0.572	17:26:30.745
6 -	35.281	23.649	58.930 (3)	73.79	0.127	17:27:29.675
7 -	35.334	23.469	58.803 (1)	73.95		17:28:28.478
8 -	35.741	23.161	58.902 (2)	73.82	0.099	17:29:27.380
9 -	35.667	24.176	59.843	72.66	1.040	17:30:27.223
10 -	35.441	23.691	59.132	73.54	0.329	17:31:26.355

P17 70 S Sean HALL		NINJA 300 - S and y ceramics				
IDEAL LAP TIME :		BEST LAP TIME : 58.640		DIFFERENCE :		
LAP	SECTOR 1	SECTOR 2	LAP TIME	MPH	DIFF	TIME OF DAY
1 -			1:09.254	62.79	10.614	17:22:32.922
2 -			1:00.635	71.71	1.995	17:23:33.557
3 -			59.552	73.02	0.912	17:24:33.109
4 -			59.989	72.49	1.349	17:25:33.098
5 -			59.413	73.19	0.773	17:26:32.511
6 -			59.137 (2)	73.53	0.497	17:27:31.648
7 -			59.154 (3)	73.51	0.514	17:28:30.802
8 -			59.237	73.41	0.597	17:29:30.039
9 -			58.640 (1)	74.15		17:30:28.679
10 -			59.797	72.72	1.157	17:31:28.476

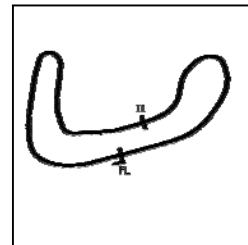
Weather / Track : Cloudy / Dry

Brands Hatch Indy
Circuit Length = 1.2079 miles
Start: 17:21 Flag 17:31 End: 17:31

BMCRC - MRO Championships 2019 - Rnd 1 @ Brands Hatch Indy

ACU Team Green Junior & Senior 300

RACE 19 - SECTOR ANALYSIS



SECTOR 1 = FL to I1, SECTOR 2 = I1 to FL, DIFF = Difference To Personal Best Lap, P = Crossed Finish Line in Pit Lane, D = Time Disallowed

P18 68 J		Lucca ALLEN		NINJA 300 - mark allen autosmart		
IDEAL LAP TIME :		BEST LAP TIME : 59.018		DIFFERENCE :		
LAP	SECTOR 1	SECTOR 2	LAP TIME	MPH	DIFF	TIME OF DAY
1 -			1:11.820	60.54	12.802	17:22:35.488
2 -			1:02.411	69.67	3.393	17:23:37.899
3 -			59.697	72.84	0.679	17:24:37.596
4 -			1:00.115	72.33	1.097	17:25:37.711
5 -			59.018 (1)	73.68		17:26:36.729
6 -			59.572	72.99	0.554	17:27:36.301
7 -			59.234	73.41	0.216	17:28:35.535
8 -			59.321	73.30	0.303	17:29:34.856
9 -			59.162 (3)	73.50	0.144	17:30:34.018
10 -			59.094 (2)	73.58	0.076	17:31:33.112

P19 25 S		Leon JONES		NINJA 300 -		
IDEAL LAP TIME :		BEST LAP TIME : 59.781		DIFFERENCE :		
LAP	SECTOR 1	SECTOR 2	LAP TIME	MPH	DIFF	TIME OF DAY
1 -			1:09.377	62.68	9.596	17:22:33.045
2 -			1:00.877	71.43	1.096	17:23:33.922
3 -			1:00.809	71.51	1.028	17:24:34.731
4 -			1:00.752	71.57	0.971	17:25:35.483
5 -			1:00.388	72.01	0.607	17:26:35.871
6 -			1:00.515	71.85	0.734	17:27:36.386
7 -			1:00.678	71.66	0.897	17:28:37.064
8 -			59.781 (1)	72.74		17:29:36.845
9 -			59.921 (2)	72.57	0.140	17:30:36.766
10 -			1:00.084 (3)	72.37	0.303	17:31:36.850

P20 36 S		Daniel SUTHERLAND		NINJA 300 -		
IDEAL LAP TIME : 1:00.577		BEST LAP TIME : 1:00.678		DIFFERENCE : 0.101		
LAP	SECTOR 1	SECTOR 2	LAP TIME	MPH	DIFF	TIME OF DAY
1 -		24.273	1:10.200	61.94	9.522	17:22:33.868
2 -	37.023	24.188	1:01.211 (2)	71.04	0.533	17:23:35.079
3 -	36.446	24.232	1:00.678 (1)	71.66		17:24:35.757
4 -	37.506	24.534	1:02.040	70.09	1.362	17:25:37.797
5 -	37.146	24.452	1:01.598	70.59	0.920	17:26:39.395
6 -	37.062	24.393	1:01.455 (3)	70.76	0.777	17:27:40.850
7 -	37.578	24.131	1:01.709	70.46	1.031	17:28:42.559
8 -	36.917	24.551	1:01.468	70.74	0.790	17:29:44.027
9 -	37.105	24.365	1:01.470	70.74	0.792	17:30:45.497
10 -	37.207	24.492	1:01.699	70.48	1.021	17:31:47.196

P21 43 S		Colin HALL		NINJA 300 -		
IDEAL LAP TIME : 1:01.041		BEST LAP TIME : 1:01.119		DIFFERENCE : 0.078		
LAP	SECTOR 1	SECTOR 2	LAP TIME	MPH	DIFF	TIME OF DAY
1 -		25.125	1:11.604	60.73	10.485	17:22:35.272
2 -	37.888	24.676	1:02.564	69.50	1.445	17:23:37.836
3 -	37.309	24.423	1:01.732	70.44	0.613	17:24:39.568
4 -	37.123	24.376	1:01.499	70.71	0.380	17:25:41.067
5 -	37.013	24.367	1:01.380	70.84	0.261	17:26:42.447
6 -	36.937	24.280	1:01.217 (2)	71.03	0.098	17:27:43.664
7 -			1:01.443	70.77	0.324	17:28:45.107
8 -	36.895	24.680	1:01.575	70.62	0.456	17:29:46.682
9 -	36.761	24.358	1:01.119 (1)	71.14		17:30:47.801
10 -	36.894	24.389	1:01.283 (3)	70.95	0.164	17:31:49.084

P22 48 S		Kevin SABBARTON		NINJA 300 -		
IDEAL LAP TIME : 1:01.109		BEST LAP TIME : 1:01.283		DIFFERENCE : 0.174		
LAP	SECTOR 1	SECTOR 2	LAP TIME	MPH	DIFF	TIME OF DAY

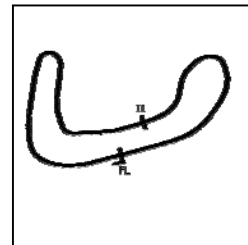
Weather / Track : Cloudy / Dry

Brands Hatch Indy
Circuit Length = 1.2079 miles
Start: 17:21 Flag 17:31 End: 17:31

BMCRC - MRO Championships 2019 - Rnd 1 @ Brands Hatch Indy

ACU Team Green Junior & Senior 300

RACE 19 - SECTOR ANALYSIS



SECTOR 1 = FL to I1, SECTOR 2 = I1 to FL, DIFF = Difference To Personal Best Lap, P = Crossed Finish Line in Pit Lane, D = Time Disallowed

1 -		24.929	1:11.738	60.61	10.455	17:22:35.406
2 -	38.131	24.808	1:02.939	69.09	1.656	17:23:38.345
3 -	37.074	24.514	1:01.588	70.60	0.305	17:24:39.933
4 -	37.381	24.674	1:02.055	70.07	0.772	17:25:41.988
5 -	37.463	24.658	1:02.121	70.00	0.838	17:26:44.109
6 -	37.363	25.487	1:02.850	69.19	1.567	17:27:46.959
7 -	36.748	24.763	1:01.511 (2)	70.69	0.228	17:28:48.470
8 -	36.623	24.660	1:01.283 (1)	70.95		17:29:49.753
9 -	36.854	24.747	1:01.601	70.59	0.318	17:30:51.354
10 -	37.078	24.486	1:01.564 (3)	70.63	0.281	17:31:52.918

P23 42 J Christopher JOHNSON			NINJA 300 -			
IDEAL LAP TIME : 1:03.530		BEST LAP TIME : 1:02.372		DIFFERENCE : -1.158		
LAP	SECTOR 1	SECTOR 2	LAP TIME	MPH	DIFF	TIME OF DAY
1 -		25.423	1:12.517	59.96	10.145	17:22:36.185
2 -			1:10.835	61.39	8.463	17:23:47.020
3 -			1:04.339	67.58	1.967	17:24:51.359
4 -	38.837	24.693	1:03.530	68.44	1.158	17:25:54.889
5 -			1:03.159 (3)	68.85	0.787	17:26:58.048
6 -			1:02.772 (2)	69.27	0.400	17:28:00.820
7 -			1:04.188	67.74	1.816	17:29:05.008
8 -			1:02.372 (1)	69.72		17:30:07.380
9 -			1:03.232	68.77	0.860	17:31:10.612

P24 122 S Paul WILSON			NINJA 300 -			
IDEAL LAP TIME :		BEST LAP TIME : 1:04.964		DIFFERENCE :		
LAP	SECTOR 1	SECTOR 2	LAP TIME	MPH	DIFF	TIME OF DAY
1 -			1:14.082	58.69	9.118	17:22:37.750
2 -			1:06.579	65.31	1.615	17:23:44.329
3 -			1:04.964 (1)	66.93		17:24:49.293
4 -			1:05.002 (2)	66.89	0.038	17:25:54.295
5 -			1:05.481	66.41	0.517	17:26:59.776
6 -			1:06.099	65.78	1.135	17:28:05.875
7 -			1:05.298 (3)	66.59	0.334	17:29:11.173
8 -			1:06.775	65.12	1.811	17:30:17.948
9 -			1:06.553	65.34	1.589	17:31:24.501

P25 77 J Joe WHITE			NINJA 300 - Just In Graphics			
IDEAL LAP TIME :		BEST LAP TIME : 1:05.464		DIFFERENCE :		
LAP	SECTOR 1	SECTOR 2	LAP TIME	MPH	DIFF	TIME OF DAY
1 -			1:15.585	57.53	10.121	17:22:39.253
2 -			1:07.943	64.00	2.479	17:23:47.196
3 -			1:07.248	64.66	1.784	17:24:54.444
4 -			1:07.128	64.78	1.664	17:26:01.572
5 -			1:06.812	65.08	1.348	17:27:08.384
6 -			1:05.930 (3)	65.95	0.466	17:28:14.314
7 -			1:05.557 (2)	66.33	0.093	17:29:19.871
8 -			1:06.712	65.18	1.248	17:30:26.583
9 -			1:05.464 (1)	66.42		17:31:32.047

P26 16 J Harry COOPER			NINJA 300 -			
IDEAL LAP TIME :		BEST LAP TIME : 1:05.490		DIFFERENCE :		
LAP	SECTOR 1	SECTOR 2	LAP TIME	MPH	DIFF	TIME OF DAY
1 -			1:18.220	55.59	12.730	17:22:41.888
2 -			1:07.462	64.46	1.972	17:23:49.350
3 -			1:08.094	63.86	2.604	17:24:57.444
4 -			1:06.188 (3)	65.70	0.698	17:26:03.632
5 -			1:05.815 (2)	66.07	0.325	17:27:09.447
6 -			1:05.490 (1)	66.40		17:28:14.937
7 -			1:06.428	65.46	0.938	17:29:21.365

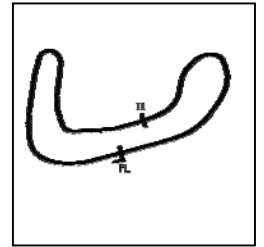
Weather / Track : Cloudy / Dry

Brands Hatch Indy
Circuit Length = 1.2079 miles
Start: 17:21 Flag 17:31 End: 17:31

BMCRC - MRO Championships 2019 - Rnd 1 @ Brands Hatch Indy

ACU Team Green Junior & Senior 300

RACE 19 - SECTOR ANALYSIS



SECTOR 1 = FL to I1, SECTOR 2 = I1 to FL, DIFF = Difference To Personal Best Lap, P = Crossed Finish Line in Pit Lane, D = Time Disallowed

8 -	1:06.274	65.61	0.784	17:30:27.639
9 -	1:06.230	65.65	0.740	17:31:33.869

P27 32 S		John MACKNESS		NINJA 300 - Salisbury Cleaners			
IDEAL LAP TIME : 1:06.161		BEST LAP TIME : 1:06.393		DIFFERENCE : 0.232			
LAP	SECTOR 1	SECTOR 2	LAP TIME	MPH	DIFF	TIME OF DAY	
1 -		26.510	1:16.650	56.73	10.257	17:22:40.318	
2 -	40.030	26.382	1:06.412 (2)	65.47	0.019	17:23:46.730	
3 -	40.555	26.320	1:06.875	65.02	0.482	17:24:53.605	
4 -	40.114	26.509	1:06.623 (3)	65.27	0.230	17:26:00.228	
5 -	40.744	26.700	1:07.444	64.47	1.051	17:27:07.672	
6 -	40.184	26.209	1:06.393 (1)	65.49		17:28:14.065	
7 -	40.902	26.131	1:07.033	64.87	0.640	17:29:21.098	
8 -	40.435	26.568	1:07.003	64.90	0.610	17:30:28.101	
9 -	41.429	26.188	1:07.617	64.31	1.224	17:31:35.718	

P28 15 J		Ruari BURNETT		NINJA 300 -			
IDEAL LAP TIME :		BEST LAP TIME : 1:14.343		DIFFERENCE :			
LAP	SECTOR 1	SECTOR 2	LAP TIME	MPH	DIFF	TIME OF DAY	
1 -			1:26.423	50.31	12.080	17:22:50.091	
2 -			1:15.747 (3)	57.40	1.404	17:24:05.838	
3 -			1:14.343 (1)	58.49		17:25:20.181	
4 -			1:15.071 (2)	57.92	0.728	17:26:35.252	
5 -			1:15.925	57.27	1.582	17:27:51.177	
6 -			1:17.031	56.45	2.688	17:29:08.208	
7 -			1:18.748	55.22	4.405	17:30:26.956	
8 -			1:17.501	56.11	3.158	17:31:44.457	

BMCRC - MRO Championships 2019 - Rnd 1 @ Brands Hatch Indy

ACU Team Green Junior & Senior 300

RACE 19 - BEST SECTORS

SECTOR 1			SECTOR 2			IDEAL / BEST COMPARISON						
POS	NO	NAME	TIME	NO	NAME	TIME	POS	NO	NAME	IDEAL	BEST	DIFF
									PERFECT LAP	55.963		
1	186	JENNER	33.821	186	JENNER	22.142	1	186	JENNER	55.963	55.963	0.000
2	41	TINKER	33.872	41	TINKER	22.159	2	41	TINKER	56.031	56.031	0.000
3	3	JONES	33.938	3	JONES	22.207	3	3	JONES	56.145	56.537	0.392
4	52	DIXON	33.959	52	DIXON	22.415	4	52	DIXON	56.374	56.440	0.066
5	31	TINKER	34.209	20	DICKINSON	22.824	5	136	FOWLE	57.067	57.554	0.487
6	136	FOWLE	34.238	136	FOWLE	22.829	6	20	DICKINSON	57.094	57.232	0.138
7	20	DICKINSON	34.270	31	TINKER	22.918	7	31	TINKER	57.127	57.151	0.024
8	99	LE MASURIER	34.630	24	STOLTON	23.161	8	99	LE MASURIER	58.026	58.026	0.000
9	14	DAVIES	34.906	14	DAVIES	23.216	9	14	DAVIES	58.122	58.167	0.045
10	67	MORRIS	35.136	62	VELLA	23.312	10	24	STOLTON	58.442	58.803	0.361
11	24	STOLTON	35.281	99	LE MASURIER	23.396	11	67	MORRIS	58.542	58.202	-0.340
12	62	VELLA	35.289	67	MORRIS	23.406	12	62	VELLA	58.601	58.680	0.079
13	36	SUTHERLAND	36.446	36	SUTHERLAND	24.131	13	36	SUTHERLAND	1:00.577	1:00.678	0.101
14	48	SABBARTON	36.623	43	HALL	24.280	14	43	HALL	1:01.041	1:01.119	0.078
15	43	HALL	36.761	48	SABBARTON	24.486	15	48	SABBARTON	1:01.109	1:01.283	0.174
16	42	JOHNSON	38.837	42	JOHNSON	24.693	16	42	JOHNSON	1:03.530	1:02.372	-1.158
17	32	MACKNESS	40.030	32	MACKNESS	26.131	17	32	MACKNESS	1:06.161	1:06.393	0.232
18							18	28	HOARE		58.668	
19							19	38	COUCHMAN		58.118	
20							20	25	JONES		59.781	
21							21	77	WHITE		1:05.464	
22							22	6	COOPER		58.315	
23							23	65	BREESE		58.328	
24							24	68	ALLEN		59.018	
25							25	70	HALL		58.640	
26							26	122	WILSON		1:04.964	
27							27	16	COOPER		1:05.490	
28							28	15	BURNETT		1:14.343	

Weather / Track : Cloudy / Dry

Results can be found at www.tsl-timing.com

Brands Hatch Indy
 Circuit Length = 1.2079 miles
 Start: 17:21 Flag 17:31 End: 17:31

Printed - 17:53 Saturday, 09 March 2019

BMCRC - MRO Championships 2019 - Rnd 1 @ Brands Hatch Indy

ACU Team Green Junior & Senior 300

RACE 9 - GRID (12 Laps)



ROW 10	29	2	Monica ISAAC	1:14.343	28	15	Ruari BURNETT
ROW 9	27	32	John MACKNESS	1:06.393	26	16	Harry COOPER
					25	77	Joe WHITE
ROW 8	24	122	Paul WILSON	1:04.964	23	42	Christopher JOHNSON
					22	48	Kevin SABBARTON
ROW 7	21	43	Colin HALL	1:01.119	20	36	Daniel SUTHERLAND
					19	25	Leon JONES
ROW 6	18	68	Lucca ALLEN	59.018	17	24	Darren STOLTON
					16	62	Alex VELLA
ROW 5	15	28	Kelvin HOARE	58.668	14	70	Sean HALL
					13	65	Konrad BREESE
ROW 4	12	6	Martin COOPER	58.315	11	67	Tony MORRIS
					10	14	Tony DAVIES
ROW 3	9	38	Bob COUCHMAN	58.118	8	99	Jamie LE MASURIER
					7	136	Harry FOWLE
ROW 2	6	20	Kai DICKINSON	57.232	5	31	Corey TINKER
					4	3	Lewis JONES
ROW 1	3	52	Kam DIXON	56.440	2	41	Kyal TINKER
					1	186	Owen JENNER
							Pole

Brands Hatch Indy
Circuit Length = 1.2079 miles

These results are provisional until the conclusion of any judicial and technical matters.

Clerk Of Course :	Timekeeper :
-------------------	--------------

Results can be found at www.tsl-timing.com

Printed - 17:55 Saturday, 09 March 2019



BMCRC - MRO Championships 2019 - Rnd 1 @ Brands Hatch Indy

ACU Team Green Junior & Senior 300

RACE 9 - CLASSIFICATION



POS	NO	CL	PIC NAME	ENTRY	LAPS	TIME	GAP	DIFF	MPH	BEST	ON
1	41	J	1 Kyal TINKER	NINJA 300 - Aquatix-2u Ltd	10	9:50.521			73.64	56.990	10
2	31*	J	2 Corey TINKER	NINJA 300 - Aquatix-2u Ltd	10	9:56.971	6.450	6.450	72.84	58.221	6
3	52	J	3 Kam DIXON	NINJA 300 - Delicious Race Wear	10	10:01.775	11.254	4.804	72.26	58.209	10
4	3	J	4 Lewis JONES	NINJA 300 - 151 s	10	10:01.833	11.312	0.058	72.25	58.141	10
5	14	S	1 Tony DAVIES	NINJA 300 - 3d racing	10	10:03.460	12.939	1.627	72.06	58.599	9
6	65	S	2 Konrad BREESE	NINJA 300 - STIHL Racing	10	10:03.736	13.215	0.276	72.02	58.625	10
7	6	S	3 Martin COOPER	NINJA 300 -	10	10:15.159	24.638	11.423	70.69	59.551	7
8	28	S	4 Kelvin HOARE	NINJA 300 - Southern and Country Roofing Ltd	10	10:15.388	24.867	0.229	70.66	59.749	7
9	62	S	5 Alex VELLA	NINJA 300 - myself	10	10:18.362	27.841	2.974	70.32	59.460	7
10	20	S	6 Kai DICKINSON	NINJA 300 - Yeeet Racing	10	10:23.886	33.365	5.524	69.70	59.752	10
11	24	S	7 Darren STOLTON	NINJA 300 -	10	10:25.816	35.295	1.930	69.48	59.974	7
12	68	J	5 Lucca ALLEN	NINJA 300 - mark allen autosmart	10	10:26.241	35.720	0.425	69.43	59.820	10
13	43	S	8 Colin HALL	NINJA 300 -	10	10:30.846	40.325	4.605	68.93	1:01.149	7
14	36	S	9 Daniel SUTHERLAND	NINJA 300 -	10	10:37.161	46.640	6.315	68.24	1:02.040	5
15	70	S	10 Sean HALL	NINJA 300 - S and y ceramics	10	10:37.684	47.163	0.523	68.19	1:00.874	8
16	48	S	11 Kevin SABBARTON	NINJA 300 -	9	10:00.167	1 Lap	1 Lap	65.21	1:04.752	3
17	42	J	6 Christopher JOHNSON	NINJA 300 -	9	10:03.567	1 Lap	3.400	64.84	1:04.491	2
18	77	J	7 Joe WHITE	NINJA 300 - Just In Graphics	9	10:26.545	1 Lap	22.978	62.46	1:07.254	9
19	16	J	8 Harry COOPER	NINJA 300 -	9	10:41.382	1 Lap	14.837	61.02	1:06.583	6
20	32	S	12 John MACKNESS	NINJA 300 - Salisbury Cleaners	9	10:42.898	1 Lap	1.516	60.87	1:08.934	3
21	15	J	9 Ruari BURNETT	NINJA 300 -	8	10:28.289	2 Laps	1 Lap	55.37	1:13.374	2

NOT CLASSIFIED

DNF	99	J	Jamie LE MASURIER	NINJA 300 - Pipework Solutions Ltd	5	5:19.828	5 Laps	3 Laps	67.98	1:01.028	3
DNF	122	S	Paul WILSON	NINJA 300 -	4	4:47.489	6 Laps	1 Lap	60.50	1:08.636	2
DNF	38	S	Bob COUCHMAN	NINJA 300 - Pinky Janey	0						
DNF	67	S	Tony MORRIS	NINJA 300 - Chippy racing team	0						

FASTEST LAP

41	J	Kyal TINKER	NINJA 300 - Aquatix-2u Ltd	10	56.990	76.30 mph	122.80 kph
14	S	Tony DAVIES	NINJA 300 - 3d racing	9	58.599	74.20 mph	119.42 kph

Class J - 92.5% of Race Speed = 68.11 mph
 Class S - 92.5% of Race Speed = 66.65 mph

Brands Hatch Indy
 Circuit Length = 1.2079 miles
 Start: 14:01 Flag 14:11 End: 14:13

Weather / Track : Cloudy / Dry

These results are provisional until the conclusion of any judicial and technical matters.

Clerk Of Course :	Timekeeper :
-------------------	--------------

Results can be found at www.tsl-timing.com

Printed - 14:16 Sunday, 10 March 2019



BMCRC - MRO Championships 2019 - Rnd 1 @ Brands Hatch Indy

ACU Team Green Junior & Senior 300

RACE 9 - LAP CHART

LAP 1 @ 14:02:26.502

NO	BEHIND	LAP TIME
41		1:06.797
31	0.344	1:07.141
52	1.220	1:08.017
3	1.326	1:08.123
14	1.418	1:08.215
65	1.755	1:08.552
20	3.986	1:10.783
36	4.433	1:11.230
6	4.493	1:11.290
28	4.666	1:11.463
24	4.820	1:11.617
62	4.908	1:11.705
68	5.552	1:12.349
99	6.766	1:13.563
42	7.198	1:13.995
43	7.219	1:14.016
70	7.390	1:14.187
48	8.208	1:15.005
122	11.545	1:18.342
77	11.745	1:18.542
16	11.902	1:18.699
32	13.995	1:20.792
15	15.962	1:22.759

LAP 2 @ 14:03:26.399

NO	BEHIND	LAP TIME
41		59.897
31	0.511	1:00.064
14	1.667	1:00.146
3	1.705	1:00.276
65	2.949	1:01.091
52	3.464	1:02.141
6	7.214	1:02.618
28	7.353	1:02.584
36	7.577	1:03.041
20	7.739	1:03.650
62	8.894	1:03.883
24	8.991	1:04.068
99	9.396	1:02.527
68	9.477	1:03.822
43	9.799	1:02.477
42	11.792	1:04.491
70	14.809	1:07.316
48	14.912	1:06.601
77	19.726	1:07.878
122	20.284	1:08.636
16	20.949	1:08.944
32	23.677	1:09.579
15	29.439	1:13.374

LAP 3 @ 14:04:26.119

NO	BEHIND	LAP TIME
41		59.720
31	0.411	59.620
14	1.943	59.996
3	2.024	1:00.039
65	3.363	1:00.134
52	4.182	1:00.438
28	8.317	1:00.684
6	8.593	1:01.099
36	10.115	1:02.258

20	10.204	1:02.185
62	10.375	1:01.201
99	10.704	1:01.028
24	11.733	1:02.462
43	12.778	1:02.699
68	13.082	1:03.325
42	16.953	1:04.881
70	18.066	1:02.977
48	19.944	1:04.752
77	28.218	1:08.212
122	29.903	1:09.339
16	30.251	1:09.022
32	32.891	1:08.934
15	43.749	1:14.030

LAP 4 @ 14:05:24.911

NO	BEHIND	LAP TIME
41		58.792
31	0.493	58.874
14	2.458	59.307
3	2.921	59.689
65	4.092	59.521
52	4.419	59.029
28	10.200	1:00.675
6	10.284	1:00.483
62	11.975	1:00.392
20	13.031	1:01.619
99	13.286	1:01.374
36	13.962	1:02.639
24	14.444	1:01.503
43	15.289	1:01.303
68	16.187	1:01.897
42	22.951	1:04.790
70	23.174	1:03.900
48	26.911	1:05.759
77	40.084	1:10.658
16	40.427	1:08.968
122	42.283	1:11.172
32	44.033	1:09.934

LAP 5 @ 14:06:22.989

NO	BEHIND	LAP TIME
41		58.078
31	0.673	58.258
15	1 Lap	1:14.736
14	3.477	59.097
3	3.718	58.875
65	5.181	59.167
52	5.437	59.096
6	11.812	59.606
28	11.971	59.849
62	13.714	59.817
20	16.430	1:01.477
99	16.544	1:01.336
36	17.924	1:02.040
24	18.335	1:01.969
43	18.976	1:01.765
68	19.250	1:01.141
70	27.281	1:02.185
42	30.973	1:06.100
48	33.619	1:04.786
16	49.514	1:07.165
77	50.134	1:08.128
32	56.476	1:10.521

LAP 6 @ 14:07:20.416

NO	BEHIND	LAP TIME
41		57.427
31	1.467	58.221
14	5.344	59.294
3	5.668	59.377
52	6.260	58.250
65	6.885	59.131
6	14.756	1:00.371
28	14.876	1:00.332
62	16.856	1:00.569
20	20.878	1:01.875
15	1 Lap	1:17.499
24	21.957	1:01.049
68	24.189	1:02.366
36	24.256	1:03.759
43	24.674	1:03.125
70	31.316	1:01.462
42	39.382	1:05.836
48	41.480	1:05.288

LAP 7 @ 14:08:18.690

NO	BEHIND	LAP TIME
41		58.274
16	1 Lap	1:06.583
31	1.724	58.531
77	1 Lap	1:07.811
14	6.494	59.424
3	6.639	59.245
52	7.015	59.029
65	8.042	59.431
32	1 Lap	1:11.106
6	16.033	59.551
28	16.351	59.749
62	18.042	59.460
20	23.516	1:00.912
24	23.657	59.974
68	26.467	1:00.552
43	27.549	1:01.149
36	28.802	1:02.820
70	34.030	1:00.988
15	1 Lap	1:21.307
48	49.775	1:06.569
42	50.800	1:09.692

LAP 8 @ 14:09:15.957

NO	BEHIND	LAP TIME
41		57.267
31	3.432	58.975
3	8.563	59.191
14	8.643	59.416
52	8.722	58.974
65	9.778	59.003
16	1 Lap	1:07.099
77	1 Lap	1:08.932
6	18.831	1:00.065
28	18.968	59.884
62	21.245	1:00.470
32	1 Lap	1:11.201
24	26.786	1:00.396
20	27.331	1:01.082
68	29.854	1:00.654
43	31.683	1:01.401

36	34.911	1:03.376
70	37.637	1:00.874

LAP 9 @ 14:10:13.236

NO	BEHIND	LAP TIME
41		57.279
48	1 Lap	1:05.313
42	1 Lap	1:07.203
31	4.418	58.265
14	9.963	58.599
52	10.035	58.592
3	10.161	58.877
65	11.580	59.081
15	2 Laps	1:21.604
28	21.967	1:00.278
6	21.999	1:00.447
62	24.004	1:00.038
77	1 Lap	1:09.130
24	30.179	1:00.672
20	30.603	1:00.551
68	32.890	1:00.315
43	36.127	1:01.723
32	1 Lap	1:10.985
16	1 Lap	1:27.919
36	40.936	1:03.304
70	41.300	1:00.942

LAP 10 @ 14:11:10.226

NO	BEHIND	LAP TIME
41		56.990
31	6.450	59.022
48	1 Lap	1:06.094
52	11.254	58.209
3	11.312	58.141
14	12.939	59.966
42	1 Lap	1:06.579
65	13.215	58.625
6	24.638	59.629
28	24.867	59.890
62	27.841	1:00.827
20	33.365	59.752
24	35.295	1:02.106
68	35.720	59.820
77	1 Lap	1:07.254
15	2 Laps	1:22.980
43	40.325	1:01.188
36	46.640	1:02.694
70	47.163	1:02.853
16	1 Lap	1:06.983
32	1 Lap	1:09.846

Weather / Track : Cloudy / Dry

Brands Hatch Indy

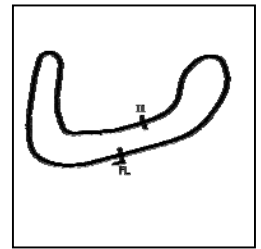
Circuit Length = 1.2079 miles

Start: 14:01 Flag 14:11 End: 14:13

BMCRC - MRO Championships 2019 - Rnd 1 @ Brands Hatch Indy

ACU Team Green Junior & Senior 300

RACE 9 - SECTOR ANALYSIS



SECTOR 1 = FL to I1, SECTOR 2 = I1 to FL, DIFF = Difference To Personal Best Lap, P = Crossed Finish Line in Pit Lane, D = Time Disallowed

P1 41 J		Kyal TINKER		NINJA 300 - Aquatix-2u Ltd		
IDEAL LAP TIME : 56.875		BEST LAP TIME : 56.990		DIFFERENCE : 0.115		
LAP	SECTOR 1	SECTOR 2	LAP TIME	MPH	DIFF	TIME OF DAY
1 -		24.132	1:06.797	65.10	9.807	14:02:26.502
2 -	36.070	23.827	59.897	72.60	2.907	14:03:26.399
3 -	36.276	23.444	59.720	72.81	2.730	14:04:26.119
4 -	35.590	23.202	58.792	73.96	1.802	14:05:24.911
5 -	35.113	22.965	58.078	74.87	1.088	14:06:22.989
6 -	34.779	22.648	57.427	75.72	0.437	14:07:20.416
7 -	34.784	23.490	58.274	74.62	1.284	14:08:18.690
8 -	34.728	22.539	57.267 (2)	75.93	0.277	14:09:15.957
9 -	34.336	22.943	57.279 (3)	75.91	0.289	14:10:13.236
10 -	34.354	22.636	56.990 (1)	76.30		14:11:10.226

P2 31 J		Corey TINKER		NINJA 300 - Aquatix-2u Ltd		
IDEAL LAP TIME :		BEST LAP TIME : 58.221		DIFFERENCE :		
LAP	SECTOR 1	SECTOR 2	LAP TIME	MPH	DIFF	TIME OF DAY
1 -			1:07.141	64.76	8.920	14:02:26.846
2 -			1:00.064	72.39	1.843	14:03:26.910
3 -			59.620	72.93	1.399	14:04:26.530
4 -			58.874	73.86	0.653	14:05:25.404
5 -			58.258 (2)	74.64	0.037	14:06:23.662
6 -			58.221 (1)	74.69		14:07:21.883
7 -			58.531	74.29	0.310	14:08:20.414
8 -			58.975	73.73	0.754	14:09:19.389
9 -			58.265 (3)	74.63	0.044	14:10:17.654
10 -			59.022	73.67	0.801	14:11:16.676

P3 52 J		Kam DIXON		NINJA 300 - Delicious Race Wear		
IDEAL LAP TIME : 57.577		BEST LAP TIME : 58.209		DIFFERENCE : 0.632		
LAP	SECTOR 1	SECTOR 2	LAP TIME	MPH	DIFF	TIME OF DAY
1 -		24.873	1:08.017	63.93	9.808	14:02:27.722
2 -	37.253	24.888	1:02.141	69.97	3.932	14:03:29.863
3 -	36.409	24.029	1:00.438	71.95	2.229	14:04:30.301
4 -	35.375	23.654	59.029	73.66	0.820	14:05:29.330
5 -	35.283	23.813	59.096	73.58	0.887	14:06:28.426
6 -	35.195	23.055	58.250 (2)	74.65	0.041	14:07:26.676
7 -	35.500	23.529	59.029	73.66	0.820	14:08:25.705
8 -	35.595	23.379	58.974	73.73	0.765	14:09:24.679
9 -	35.278	23.314	58.592 (3)	74.21	0.383	14:10:23.271
10 -	34.522	23.687	58.209 (1)	74.70		14:11:21.480

P4 3 J		Lewis JONES		NINJA 300 - 151 s		
IDEAL LAP TIME : 57.870		BEST LAP TIME : 58.141		DIFFERENCE : 0.271		
LAP	SECTOR 1	SECTOR 2	LAP TIME	MPH	DIFF	TIME OF DAY
1 -		24.964	1:08.123	63.83	9.982	14:02:27.828
2 -	36.305	23.971	1:00.276	72.14	2.135	14:03:28.104
3 -	36.347	23.692	1:00.039	72.42	1.898	14:04:28.143
4 -	35.872	23.817	59.689	72.85	1.548	14:05:27.832
5 -	35.390	23.485	58.875 (2)	73.86	0.734	14:06:26.707
6 -	36.087	23.290	59.377	73.23	1.236	14:07:26.084
7 -	35.888	23.357	59.245	73.40	1.104	14:08:25.329
8 -	35.178	24.013	59.191	73.46	1.050	14:09:24.520
9 -	35.533	23.344	58.877 (3)	73.85	0.736	14:10:23.397
10 -	34.580	23.561	58.141 (1)	74.79		14:11:21.538

P5 14 S		Tony DAVIES		NINJA 300 - 3d raceing		
IDEAL LAP TIME : 58.569		BEST LAP TIME : 58.599		DIFFERENCE : 0.030		
LAP	SECTOR 1	SECTOR 2	LAP TIME	MPH	DIFF	TIME OF DAY

Weather / Track : Cloudy / Dry

Brands Hatch Indy
Circuit Length = 1.2079 miles
Start: 14:01 Flag 14:11 End: 14:13

BMCRC - MRO Championships 2019 - Rnd 1 @ Brands Hatch Indy

ACU Team Green Junior & Senior 300

RACE 9 - SECTOR ANALYSIS



SECTOR 1 = FL to I1, SECTOR 2 = I1 to FL, DIFF = Difference To Personal Best Lap, P = Crossed Finish Line in Pit Lane, D = Time Disallowed

1 -		24.859	1:08.215	63.74	9.616	14:02:27.920
2 -	36.140	24.006	1:00.146	72.30	1.547	14:03:28.066
3 -	36.090	23.906	59.996	72.48	1.397	14:04:28.062
4 -	35.708	23.599	59.307	73.32	0.708	14:05:27.369
5 -	35.544	23.553	59.097 (2)	73.58	0.498	14:06:26.466
6 -	35.947	23.347	59.294 (3)	73.33	0.695	14:07:25.760
7 -	36.046	23.378	59.424	73.17	0.825	14:08:25.184
8 -	35.579	23.837	59.416	73.18	0.817	14:09:24.600
9 -	35.222	23.377	58.599 (1)	74.20		14:10:23.199
10 -	36.036	23.930	59.966	72.51	1.367	14:11:23.165

P6 65 S Konrad BREESE			NINJA 300 - STIHL Racing			
IDEAL LAP TIME : 58.625		BEST LAP TIME : 58.625	DIFFERENCE : 0.000			
LAP	SECTOR 1	SECTOR 2	LAP TIME	MPH	DIFF	TIME OF DAY
1 -		24.754	1:08.552	63.43	9.927	14:02:28.257
2 -	36.668	24.423	1:01.091	71.18	2.466	14:03:29.348
3 -	36.274	23.860	1:00.134	72.31	1.509	14:04:29.482
4 -	35.721	23.800	59.521	73.05	0.896	14:05:29.003
5 -	35.505	23.662	59.167	73.49	0.542	14:06:28.170
6 -	35.747	23.384	59.131	73.54	0.506	14:07:27.301
7 -	35.619	23.812	59.431	73.17	0.806	14:08:26.732
8 -	35.521	23.482	59.003 (2)	73.70	0.378	14:09:25.735
9 -	35.526	23.555	59.081 (3)	73.60	0.456	14:10:24.816
10 -	35.255	23.370	58.625 (1)	74.17		14:11:23.441

P7 6 S Martin COOPER			NINJA 300 -			
IDEAL LAP TIME : 59.412		BEST LAP TIME : 59.551	DIFFERENCE : 0.139			
LAP	SECTOR 1	SECTOR 2	LAP TIME	MPH	DIFF	TIME OF DAY
1 -		26.046	1:11.290	60.99	11.739	14:02:30.995
2 -	37.838	24.780	1:02.618	69.44	3.067	14:03:33.613
3 -	36.988	24.111	1:01.099	71.17	1.548	14:04:34.712
4 -	36.400	24.083	1:00.483	71.89	0.932	14:05:35.195
5 -	35.732	23.874	59.606 (2)	72.95	0.055	14:06:34.801
6 -	36.059	24.312	1:00.371	72.03	0.820	14:07:35.172
7 -	35.791	23.760	59.551 (1)	73.02		14:08:34.723
8 -	36.224	23.841	1:00.065	72.39	0.514	14:09:34.788
9 -	36.662	23.785	1:00.447	71.94	0.896	14:10:35.235
10 -	35.652	23.977	59.629 (3)	72.92	0.078	14:11:34.864

P8 28 S Kelvin HOARE			NINJA 300 - Southern and Country Roofing Ltd			
IDEAL LAP TIME : 59.333		BEST LAP TIME : 59.749	DIFFERENCE : 0.416			
LAP	SECTOR 1	SECTOR 2	LAP TIME	MPH	DIFF	TIME OF DAY
1 -			1:11.463	60.85	11.714	14:02:31.168
2 -	37.897	24.687	1:02.584	69.48	2.835	14:03:33.752
3 -	36.421	24.263	1:00.684	71.65	0.935	14:04:34.436
4 -	36.533	24.142	1:00.675	71.67	0.926	14:05:35.111
5 -	36.368	23.481	59.849 (2)	72.65	0.100	14:06:34.960
6 -	36.132	24.200	1:00.332	72.07	0.583	14:07:35.292
7 -	36.129	23.620	59.749 (1)	72.78		14:08:35.041
8 -	36.174	23.710	59.884 (3)	72.61	0.135	14:09:34.925
9 -	36.306	23.972	1:00.278	72.14	0.529	14:10:35.203
10 -	35.852	24.038	59.890	72.60	0.141	14:11:35.093

P9 62 S Alex VELLA			NINJA 300 - myself			
IDEAL LAP TIME : 59.399		BEST LAP TIME : 59.460	DIFFERENCE : 0.061			
LAP	SECTOR 1	SECTOR 2	LAP TIME	MPH	DIFF	TIME OF DAY
1 -		25.253	1:11.705	60.64	12.245	14:02:31.410
2 -	38.307	25.576	1:03.883	68.07	4.423	14:03:35.293
3 -	36.927	24.274	1:01.201	71.05	1.741	14:04:36.494
4 -	36.428	23.964	1:00.392	72.00	0.932	14:05:36.886

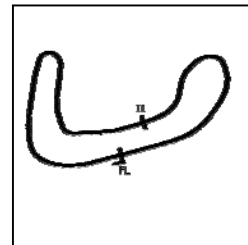
Weather / Track : Cloudy / Dry

Brands Hatch Indy
Circuit Length = 1.2079 miles
Start: 14:01 Flag 14:11 End: 14:13

BMCRC - MRO Championships 2019 - Rnd 1 @ Brands Hatch Indy

ACU Team Green Junior & Senior 300

RACE 9 - SECTOR ANALYSIS



SECTOR 1 = FL to I1, SECTOR 2 = I1 to FL, DIFF = Difference To Personal Best Lap, P = Crossed Finish Line in Pit Lane, D = Time Disallowed

5 -	35.981	23.836	59.817 (2)	72.69	0.357	14:06:36.703
6 -	36.295	24.274	1:00.569	71.79	1.109	14:07:37.272
7 -	35.567	23.893	59.460 (1)	73.13		14:08:36.732
8 -	36.638	23.832	1:00.470	71.91	1.010	14:09:37.202
9 -	35.917	24.121	1:00.038 (3)	72.43	0.578	14:10:37.240
10 -	36.087	24.740	1:00.827	71.49	1.367	14:11:38.067

P10	20 S	Kai DICKINSON	NINJA 300 - Yeet Racing			
IDEAL LAP TIME : 59.698		BEST LAP TIME : 59.752	DIFFERENCE : 0.054			

LAP	SECTOR 1	SECTOR 2	LAP TIME	MPH	DIFF	TIME OF DAY
1 -		25.862	1:10.783	61.43	11.031	14:02:30.488
2 -	37.923	25.727	1:03.650	68.32	3.898	14:03:34.138
3 -	37.091	25.094	1:02.185	69.93	2.433	14:04:36.323
4 -	36.745	24.874	1:01.619	70.57	1.867	14:05:37.942
5 -	36.728	24.749	1:01.477	70.73	1.725	14:06:39.419
6 -	37.082	24.793	1:01.875	70.28	2.123	14:07:41.294
7 -	36.255	24.657	1:00.912 (3)	71.39	1.160	14:08:42.206
8 -	36.918	24.164	1:01.082	71.19	1.330	14:09:43.288
9 -	36.535	24.016	1:00.551 (2)	71.81	0.799	14:10:43.839
10 -	35.682	24.070	59.752 (1)	72.77		14:11:43.591

P11	24 S	Darren STOLTON	NINJA 300 -			
IDEAL LAP TIME : 1:02.462		BEST LAP TIME : 59.974	DIFFERENCE : -2.488			

LAP	SECTOR 1	SECTOR 2	LAP TIME	MPH	DIFF	TIME OF DAY
1 -		26.509	1:11.617	60.71	11.643	14:02:31.322
2 -	38.423	25.645	1:04.068	67.87	4.094	14:03:35.390
3 -	37.703	24.759	1:02.462	69.61	2.488	14:04:37.852
4 -			1:01.503	70.70	1.529	14:05:39.355
5 -			1:01.969	70.17	1.995	14:06:41.324
6 -			1:01.049	71.23	1.075	14:07:42.373
7 -			59.974 (1)	72.50		14:08:42.347
8 -			1:00.396 (2)	72.00	0.422	14:09:42.743
9 -			1:00.672 (3)	71.67	0.698	14:10:43.415
10 -			1:02.106	70.01	2.132	14:11:45.521

P12	68 J	Lucca ALLEN	NINJA 300 - mark allen autosmart			
IDEAL LAP TIME : 59.726		BEST LAP TIME : 59.820	DIFFERENCE : 0.094			

LAP	SECTOR 1	SECTOR 2	LAP TIME	MPH	DIFF	TIME OF DAY
1 -		25.740	1:12.349	60.10	12.529	14:02:32.054
2 -	38.005	25.817	1:03.822	68.13	4.002	14:03:35.876
3 -	38.239	25.086	1:03.325	68.67	3.505	14:04:39.201
4 -	37.143	24.754	1:01.897	70.25	2.077	14:05:41.098
5 -	36.974	24.167	1:01.141	71.12	1.321	14:06:42.239
6 -	36.939	25.427	1:02.366	69.72	2.546	14:07:44.605
7 -	36.613	23.939	1:00.552 (3)	71.81	0.732	14:08:45.157
8 -	36.301	24.353	1:00.654	71.69	0.834	14:09:45.811
9 -	36.355	23.960	1:00.315 (2)	72.09	0.495	14:10:46.126
10 -	35.787	24.033	59.820 (1)	72.69		14:11:45.946

P13	43 S	Colin HALL	NINJA 300 -			
IDEAL LAP TIME : 1:00.881		BEST LAP TIME : 1:01.149	DIFFERENCE : 0.268			

LAP	SECTOR 1	SECTOR 2	LAP TIME	MPH	DIFF	TIME OF DAY
1 -		27.318	1:14.016	58.75	12.867	14:02:33.721
2 -	36.937	25.540	1:02.477	69.60	1.328	14:03:36.198
3 -	37.591	25.108	1:02.699	69.35	1.550	14:04:38.897
4 -	36.966	24.337	1:01.303 (3)	70.93	0.154	14:05:40.200
5 -	37.350	24.415	1:01.765	70.40	0.616	14:06:41.965
6 -	37.533	25.592	1:03.125	68.88	1.976	14:07:45.090
7 -	36.544	24.605	1:01.149 (1)	71.11		14:08:46.239
8 -	37.040	24.361	1:01.401	70.82	0.252	14:09:47.640

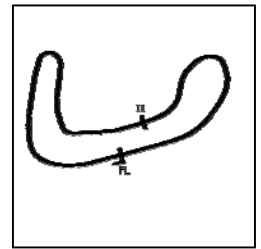
Weather / Track : Cloudy / Dry

Brands Hatch Indy
Circuit Length = 1.2079 miles
Start: 14:01 Flag 14:11 End: 14:13

BMCRC - MRO Championships 2019 - Rnd 1 @ Brands Hatch Indy

ACU Team Green Junior & Senior 300

RACE 9 - SECTOR ANALYSIS



SECTOR 1 = FL to I1, SECTOR 2 = I1 to FL, DIFF = Difference To Personal Best Lap, P = Crossed Finish Line in Pit Lane, D = Time Disallowed

9 -	37.081	24.642	1:01.723	70.45	0.574	14:10:49.363
10 -	36.773	24.415	1:01.188 (2)	71.06	0.039	14:11:50.551

P14 36 S Daniel SUTHERLAND		NINJA 300 -				
IDEAL LAP TIME : 1:02.040		BEST LAP TIME : 1:02.040		DIFFERENCE : 0.000		
LAP	SECTOR 1	SECTOR 2	LAP TIME	MPH	DIFF	TIME OF DAY
1 -		25.694	1:11.230	61.04	9.190	14:02:30.935
2 -	37.991	25.050	1:03.041	68.98	1.001	14:03:33.976
3 -	37.559	24.699	1:02.258 (2)	69.84	0.218	14:04:36.234
4 -	38.064	24.575	1:02.639 (3)	69.42	0.599	14:05:38.873
5 -	37.525	24.515	1:02.040 (1)	70.09		14:06:40.913
6 -	38.222	25.537	1:03.759	68.20	1.719	14:07:44.672
7 -	38.005	24.815	1:02.820	69.22	0.780	14:08:47.492
8 -	38.504	24.872	1:03.376	68.61	1.336	14:09:50.868
9 -	38.094	25.210	1:03.304	68.69	1.264	14:10:54.172
10 -	38.104	24.590	1:02.694	69.36	0.654	14:11:56.866

P15 70 S Sean HALL		NINJA 300 - S and y ceramics				
IDEAL LAP TIME : 1:00.760		BEST LAP TIME : 1:00.874		DIFFERENCE : 0.114		
LAP	SECTOR 1	SECTOR 2	LAP TIME	MPH	DIFF	TIME OF DAY
1 -		27.123	1:14.187	58.61	13.313	14:02:33.892
2 -	41.120	26.196	1:07.316	64.59	6.442	14:03:41.208
3 -	37.832	25.145	1:02.977	69.05	2.103	14:04:44.185
4 -	38.769	25.131	1:03.900	68.05	3.026	14:05:48.085
5 -	37.574	24.611	1:02.185	69.93	1.311	14:06:50.270
6 -	37.127	24.335	1:01.462	70.75	0.588	14:07:51.732
7 -	36.486	24.502	1:00.988 (3)	71.30	0.114	14:08:52.720
8 -	36.537	24.337	1:00.874 (1)	71.43		14:09:53.594
9 -	36.668	24.274	1:00.942 (2)	71.35	0.068	14:10:54.536
10 -	38.064	24.789	1:02.853	69.18	1.979	14:11:57.389

P16 48 S Kevin SABBARTON		NINJA 300 -				
IDEAL LAP TIME : 1:04.579		BEST LAP TIME : 1:04.752		DIFFERENCE : 0.173		
LAP	SECTOR 1	SECTOR 2	LAP TIME	MPH	DIFF	TIME OF DAY
1 -		26.198	1:15.005	57.97	10.253	14:02:34.710
2 -	40.043	26.558	1:06.601	65.29	1.849	14:03:41.311
3 -	39.059	25.693	1:04.752 (1)	67.15		14:04:46.063
4 -	40.107	25.652	1:05.759	66.12	1.007	14:05:51.822
5 -	39.266	25.520	1:04.786 (2)	67.12	0.034	14:06:56.608
6 -	39.156	26.132	1:05.288 (3)	66.60	0.536	14:08:01.896
7 -	40.074	26.495	1:06.569	65.32	1.817	14:09:08.465
8 -	39.594	25.719	1:05.313	66.58	0.561	14:10:13.778
9 -	39.971	26.123	1:06.094	65.79	1.342	14:11:19.872

P17 42 J Christopher JOHNSON		NINJA 300 -				
IDEAL LAP TIME : 1:04.400		BEST LAP TIME : 1:04.491		DIFFERENCE : 0.091		
LAP	SECTOR 1	SECTOR 2	LAP TIME	MPH	DIFF	TIME OF DAY
1 -		26.421	1:13.995	58.76	9.504	14:02:33.700
2 -	38.882	25.609	1:04.491 (1)	67.42		14:03:38.191
3 -	39.329	25.552	1:04.881 (3)	67.02	0.390	14:04:43.072
4 -	39.272	25.518	1:04.790 (2)	67.11	0.299	14:05:47.862
5 -	40.289	25.811	1:06.100	65.78	1.609	14:06:53.962
6 -	39.789	26.047	1:05.836	66.05	1.345	14:07:59.798
7 -	42.771	26.921	1:09.692	62.39	5.201	14:09:09.490
8 -	41.272	25.931	1:07.203	64.70	2.712	14:10:16.693
9 -	40.388	26.191	1:06.579	65.31	2.088	14:11:23.272

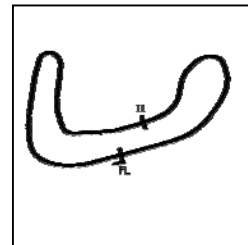
Weather / Track : Cloudy / Dry

Brands Hatch Indy
Circuit Length = 1.2079 miles
Start: 14:01 Flag 14:11 End: 14:13

BMCRC - MRO Championships 2019 - Rnd 1 @ Brands Hatch Indy

ACU Team Green Junior & Senior 300

RACE 9 - SECTOR ANALYSIS



SECTOR 1 = FL to I1, SECTOR 2 = I1 to FL, DIFF = Difference To Personal Best Lap, P = Crossed Finish Line in Pit Lane, D = Time Disallowed

P18 77 J Joe WHITE			NINJA 300 - Just In Graphics			
IDEAL LAP TIME : 1:06.523		BEST LAP TIME : 1:07.254		DIFFERENCE : 0.731		
LAP	SECTOR 1	SECTOR 2	LAP TIME	MPH	DIFF	TIME OF DAY
1 -		27.711	1:18.542	55.36	11.288	14:02:38.247
2 -	40.032	27.846	1:07.878 (3)	64.06	0.624	14:03:46.125
3 -	40.988	27.224	1:08.212	63.75	0.958	14:04:54.337
4 -	42.515	28.143	1:10.658	61.54	3.404	14:06:04.995
5 -	41.637	26.491	1:08.128	63.82	0.874	14:07:13.123
6 -	40.609	27.202	1:07.811 (2)	64.12	0.557	14:08:20.934
7 -	41.474	27.458	1:08.932	63.08	1.678	14:09:29.866
8 -	41.633	27.497	1:09.130	62.90	1.876	14:10:38.996
9 -	40.417	26.837	1:07.254 (1)	64.65		14:11:46.250

P19 16 J Harry COOPER			NINJA 300 -			
IDEAL LAP TIME : 1:05.796		BEST LAP TIME : 1:06.583		DIFFERENCE : 0.787		
LAP	SECTOR 1	SECTOR 2	LAP TIME	MPH	DIFF	TIME OF DAY
1 -		28.196	1:18.699	55.25	12.116	14:02:38.404
2 -	40.869	28.075	1:08.944	63.07	2.361	14:03:47.348
3 -	40.847	28.175	1:09.022	63.00	2.439	14:04:56.370
4 -	41.940	27.028	1:08.968	63.05	2.385	14:06:05.338
5 -	40.873	26.292	1:07.165	64.74	0.582	14:07:12.503
6 -	39.504	27.079	1:06.583 (1)	65.31		14:08:19.086
7 -	40.157	26.942	1:07.099 (3)	64.80	0.516	14:09:26.185
8 -	1:01.485	26.434	1:27.919	49.46	21.336	14:10:54.104
9 -	40.652	26.331	1:06.983 (2)	64.92	0.400	14:12:01.087

P20 32 S John MACKNESS			NINJA 300 - Salisbury Cleaners			
IDEAL LAP TIME : 1:08.927		BEST LAP TIME : 1:08.934		DIFFERENCE : 0.007		
LAP	SECTOR 1	SECTOR 2	LAP TIME	MPH	DIFF	TIME OF DAY
1 -		27.966	1:20.792	53.82	11.858	14:02:40.497
2 -	42.186	27.393	1:09.579 (2)	62.49	0.645	14:03:50.076
3 -	41.858	27.076	1:08.934 (1)	63.08		14:04:59.010
4 -	42.513	27.421	1:09.934	62.18	1.000	14:06:08.944
5 -	41.851	28.670	1:10.521	61.66	1.587	14:07:19.465
6 -	42.965	28.141	1:11.106	61.15	2.172	14:08:30.571
7 -	43.133	28.068	1:11.201	61.07	2.267	14:09:41.772
8 -	42.904	28.081	1:10.985	61.26	2.051	14:10:52.757
9 -	42.187	27.659	1:09.846 (3)	62.25	0.912	14:12:02.603

P21 15 J Ruari BURNETT			NINJA 300 -			
IDEAL LAP TIME : 1:13.374		BEST LAP TIME : 1:13.374		DIFFERENCE : 0.000		
LAP	SECTOR 1	SECTOR 2	LAP TIME	MPH	DIFF	TIME OF DAY
1 -		28.960	1:22.759	52.54	9.385	14:02:42.464
2 -	44.543	28.831	1:13.374 (1)	59.26		14:03:55.838
3 -	44.876	29.154	1:14.030 (2)	58.74	0.656	14:05:09.868
4 -	45.542	29.194	1:14.736 (3)	58.18	1.362	14:06:24.604
5 -	46.103	31.396	1:17.499	56.11	4.125	14:07:42.103
6 -	46.822	34.485	1:21.307	53.48	7.933	14:09:03.410
7 -	48.469	33.135	1:21.604	53.28	8.230	14:10:25.014
8 -	47.376	35.604	1:22.980	52.40	9.606	14:11:47.994

P22 99 J Jamie LE MASURIER			NINJA 300 - Pipework Solutions Ltd			
IDEAL LAP TIME : 1:00.796		BEST LAP TIME : 1:01.028		DIFFERENCE : 0.232		
LAP	SECTOR 1	SECTOR 2	LAP TIME	MPH	DIFF	TIME OF DAY
1 -		26.133	1:13.563	59.11	12.535	14:02:33.268
2 -	36.997	25.530	1:02.527	69.54	1.499	14:03:35.795
3 -	36.735	24.293	1:01.028 (1)	71.25		14:04:36.823
4 -	36.503	24.871	1:01.374 (3)	70.85	0.346	14:05:38.197
5 -	36.675	24.661	1:01.336 (2)	70.89	0.308	14:06:39.533

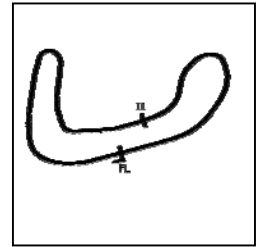
Weather / Track : Cloudy / Dry

Brands Hatch Indy
Circuit Length = 1.2079 miles
Start: 14:01 Flag 14:11 End: 14:13

BMCRC - MRO Championships 2019 - Rnd 1 @ Brands Hatch Indy

ACU Team Green Junior & Senior 300

RACE 9 - SECTOR ANALYSIS



SECTOR 1 = FL to I1, SECTOR 2 = I1 to FL, DIFF = Difference To Personal Best Lap, P = Crossed Finish Line in Pit Lane, D = Time Disallowed

P23 122 S		Paul WILSON		NINJA 300 -		
IDEAL LAP TIME : 1:08.636		BEST LAP TIME : 1:08.636		DIFFERENCE : 0.000		
LAP	SECTOR 1	SECTOR 2	LAP TIME	MPH	DIFF	TIME OF DAY
1 -		28.133	1:18.342	55.50	9.706	14:02:38.047
2 -	41.054	27.582	1:08.636 (1)	63.35		14:03:46.683
3 -	41.161	28.178	1:09.339 (2)	62.71	0.703	14:04:56.022
4 -			1:11.172 (3)	61.09	2.536	14:06:07.194

BMCRC - MRO Championships 2019 - Rnd 1 @ Brands Hatch Indy

ACU Team Green Junior & Senior 300

RACE 9 - BEST SECTORS

SECTOR 1			SECTOR 2			IDEAL / BEST COMPARISON						
POS	NO	NAME	TIME	NO	NAME	TIME	POS	NO	NAME	IDEAL	BEST	DIFF
									PERFECT LAP	56.875		
1	41	TINKER	34.336	41	TINKER	22.539	1	41	TINKER	56.875	56.990	0.115
2	52	DIXON	34.522	52	DIXON	23.055	2	52	DIXON	57.577	58.209	0.632
3	3	JONES	34.580	3	JONES	23.290	3	3	JONES	57.870	58.141	0.271
4	14	DAVIES	35.222	14	DAVIES	23.347	4	14	DAVIES	58.569	58.599	0.030
5	65	BREESE	35.255	65	BREESE	23.370	5	65	BREESE	58.625	58.625	0.000
6	62	VELLA	35.567	28	HOARE	23.481	6	28	HOARE	59.333	59.749	0.416
7	6	COOPER	35.652	6	COOPER	23.760	7	62	VELLA	59.399	59.460	0.061
8	20	DICKINSON	35.682	62	VELLA	23.832	8	6	COOPER	59.412	59.551	0.139
9	68	ALLEN	35.787	68	ALLEN	23.939	9	20	DICKINSON	59.698	59.752	0.054
10	28	HOARE	35.852	20	DICKINSON	24.016	10	68	ALLEN	59.726	59.820	0.094
11	70	HALL	36.486	70	HALL	24.274	11	70	HALL	1:00.760	1:00.874	0.114
12	99	LE MASURIER	36.503	99	LE MASURIER	24.293	12	99	LE MASURIER	1:00.796	1:01.028	0.232
13	43	HALL	36.544	43	HALL	24.337	13	43	HALL	1:00.881	1:01.149	0.268
14	36	SUTHERLAND	37.525	36	SUTHERLAND	24.515	14	36	SUTHERLAND	1:02.040	1:02.040	0.000
15	24	STOLTON	37.703	24	STOLTON	24.759	15	24	STOLTON	1:02.462	59.974	-2.488
16	42	JOHNSON	38.882	42	JOHNSON	25.518	16	42	JOHNSON	1:04.400	1:04.491	0.091
17	48	SABBARTON	39.059	48	SABBARTON	25.520	17	48	SABBARTON	1:04.579	1:04.752	0.173
18	16	COOPER	39.504	16	COOPER	26.292	18	16	COOPER	1:05.796	1:06.583	0.787
19	77	WHITE	40.032	77	WHITE	26.491	19	77	WHITE	1:06.523	1:07.254	0.731
20	122	WILSON	41.054	32	MACKNESS	27.076	20	122	WILSON	1:08.636	1:08.636	0.000
21	32	MACKNESS	41.851	122	WILSON	27.582	21	32	MACKNESS	1:08.927	1:08.934	0.007
22	15	BURNETT	44.543	15	BURNETT	28.831	22	15	BURNETT	1:13.374	1:13.374	0.000
23							23	31	TINKER		58.221	
24												
25												

Weather / Track : Cloudy / Dry

Results can be found at www.tsl-timing.com

Brands Hatch Indy
 Circuit Length = 1.2079 miles
 Start: 14:01 Flag 14:11 End: 14:13

Printed - 14:17 Sunday, 10 March 2019

BMCRC - MRO Championships 2019 - Rnd 1 @ Brands Hatch Indy

ACU Team Green Junior & Senior 300

RACE 20 - GRID (10 Laps)



ROW 10	29	2	Monica ISAAC	28	25	Leon JONES			
ROW 9	27	136	Harry FOWLE	26	186	Owen JENNER	25	67	Tony MORRIS
ROW 8	24	38	Bob COUCHMAN	23	15	Ruari BURNETT	22	32	John MACKNESS
ROW 7	21	122	Paul WILSON	20	77	Joe WHITE	19	16	Harry COOPER
ROW 6	18	48	Kevin SABBARTON	17	42	Christopher JOHNSON	16	36	Daniel SUTHERLAND
ROW 5	15	43	Colin HALL	14	99	Jamie LE MASURIER	13	70	Sean HALL
ROW 4	12	24	Darren STOLTON	11	68	Lucca ALLEN	10	20	Kai DICKINSON
ROW 3	9	28	Kelvin HOARE	8	6	Martin COOPER	7	62	Alex VELLA
ROW 2	6	65	Konrad BREESE	5	14	Tony DAVIES	4	31	Corey TINKER
ROW 1	3	52	Kam DIXON	2	3	Lewis JONES	1	41	Kyal TINKER
									Pole

Brands Hatch Indy
Circuit Length = 1.2079 miles

These results are provisional until the conclusion of any judicial and technical matters.

Clerk Of Course :	Timekeeper :
-------------------	--------------

Results can be found at www.tsl-timing.com

Printed - 14:19 Sunday, 10 March 2019



BMCRC - MRO Championships 2019 - Rnd 1 @ Brands Hatch Indy

ACU Team Green Junior & Senior 300

RACE 20 - CLASSIFICATION



POS	NO	CL	PIC NAME	ENTRY	LAPS	TIME	GAP	DIFF	MPH	BEST	ON
1	31	J	1 Corey TINKER	NINJA 300 - Aquatix-2u Ltd	10	9:42.656			74.63	56.926	3
2	186	J	2 Owen JENNER	Kawasaki - JB motorcycles	10	9:44.842	2.186	2.186	74.35	56.766	10
3	52	J	3 Kam DIXON	NINJA 300 - Delicious Race Wear	10	9:45.332	2.676	0.490	74.29	56.508	9
4	3	J	4 Lewis JONES	NINJA 300 - 151 s	10	9:45.394	2.738	0.062	74.28	56.509	10
5	14	S	1 Tony DAVIES	NINJA 300 - 3d raceing	10	9:51.126	8.470	5.732	73.56	57.720	7
6	20	S	2 Kai DICKINSON	NINJA 300 - Yeeet Racing	10	9:51.346	8.690	0.220	73.53	57.701	8
7	65	S	3 Konrad BREESE	NINJA 300 - STIHL Racing	10	9:54.879	12.223	3.533	73.10	58.122	6
8	68	J	5 Lucca ALLEN	NINJA 300 - mark allen autosmart	10	9:54.995	12.339	0.116	73.08	57.928	8
9	6	S	4 Martin COOPER	NINJA 300 -	10	9:56.209	13.553	1.214	72.93	58.058	3
10	62	S	5 Alex VELLA	NINJA 300 - myself	10	10:00.461	17.805	4.252	72.42	58.786	8
11	24	S	6 Darren STOLTON	NINJA 300 -	10	10:04.201	21.545	3.740	71.97	58.912	6
12	99	J	6 Jamie LE MASURIER	NINJA 300 - Pipework Solutions Ltd	10	10:05.260	22.604	1.059	71.84	58.009	10
13	28	S	7 Kelvin HOARE	NINJA 300 - Southern and Country Roofing Ltd	10	10:05.794	23.138	0.534	71.78	58.336	10
14	38	S	8 Bob COUCHMAN	NINJA 300 - Pinky Janey	10	10:06.154	23.498	0.360	71.74	58.384	10
15	70*	S	9 Sean HALL	NINJA 300 - S and y ceramics	10	10:18.727	36.071	12.573	70.28	59.040	10
16	43	S	10 Colin HALL	NINJA 300 -	10	10:26.036	43.380	7.309	69.46	1:00.524	8
17	36	S	11 Daniel SUTHERLAND	NINJA 300 -	10	10:26.653	43.997	0.617	69.39	1:00.703	10
18	48	S	12 Kevin SABBARTON	NINJA 300 -	10	10:35.883	53.227	9.230	68.38	1:01.771	10
19	42	J	7 Christopher JOHNSON	NINJA 300 -	9	9:43.094	1 Lap	1 Lap	67.12	1:03.335	2
20	122	S	13 Paul WILSON	NINJA 300 -	9	10:01.119	1 Lap	18.025	65.10	1:05.237	7
21	77	J	8 Joe WHITE	NINJA 300 - Just In Graphics	9	10:02.467	1 Lap	1.348	64.96	1:04.018	9
22	16	J	9 Harry COOPER	NINJA 300 -	9	10:02.681	1 Lap	0.214	64.93	1:04.576	8
23	32	S	14 John MACKNESS	NINJA 300 - Salisbury Cleaners	9	10:33.890	1 Lap	31.209	61.74	1:07.869	9
24	15	J	10 Ruari BURNETT	NINJA 300 -	9	10:52.265	1 Lap	18.375	60.00	1:09.370	3

NOT CLASSIFIED

DNF	41	J	Kyal TINKER	NINJA 300 - Aquatix-2u Ltd	3	2:56.928	7 Laps	6 Laps	73.73	56.582	3
-----	----	---	-------------	----------------------------	---	----------	--------	--------	-------	--------	---

FASTEST LAP

52	J	Kam DIXON	NINJA 300 - Delicious Race Wear	9	56.508	76.95 mph	123.84 kph
20	S	Kai DICKINSON	NINJA 300 - Yeeet Racing	8	57.701	75.36 mph	121.28 kph

No. 70 - 10 Second Penalty, Jump Start

Class J - 92.5% of Race Speed = 69.03 mph

Class S - 92.5% of Race Speed = 68.04 mph

Brands Hatch Indy

Circuit Length = 1.2079 miles

Start: 16:44 Flag 16:54 End: 16:55

Weather / Track : Cloudy / Dry

These results are provisional until the conclusion of any judicial and technical matters.

Clerk Of Course :	Timekeeper :
-------------------	--------------

Results can be found at www.tsl-timing.com

Printed - 16:56 Sunday, 10 March 2019



BMCRC - MRO Championships 2019 - Rnd 1 @ Brands Hatch Indy

ACU Team Green Junior & Senior 300

RACE 20 - LAP CHART

LAP 1 @ 16:46:02.476

NO	BEHIND	LAP TIME
41		1:03.021
31	1.145	1:04.166
20	2.395	1:05.416
52	2.784	1:05.805
62	2.835	1:05.856
186	2.891	1:05.912
14	3.602	1:06.623
65	3.876	1:06.897
6	3.962	1:06.983
3	4.005	1:07.026
70	4.655	1:07.676
99	5.343	1:08.364
68	5.378	1:08.399
28	5.525	1:08.546
24	5.848	1:08.869
36	6.550	1:09.571
38	7.379	1:10.400
43	7.796	1:10.817
42	8.170	1:11.191
48	8.768	1:11.789
77	10.609	1:13.630
122	11.426	1:14.447
16	11.990	1:15.011
15	16.848	1:19.869
32	17.173	1:20.194

LAP 2 @ 16:46:59.801

NO	BEHIND	LAP TIME
41		57.325
31	1.060	57.240
186	3.552	57.986
20	3.751	58.681
52	4.020	58.561
62	5.491	59.981
6	5.582	58.945
14	5.744	59.467
3	5.978	59.298
65	6.762	1:00.211
68	7.379	59.326
70	7.460	1:00.130
99	8.270	1:00.252
24	8.352	59.829
28	8.675	1:00.475
36	11.332	1:02.107
38	11.814	1:01.760
43	12.609	1:02.138
42	14.180	1:03.335
48	14.918	1:03.475
77	19.695	1:06.411
122	20.399	1:06.298
16	21.268	1:06.603
15	30.057	1:10.534
32	30.371	1:10.523

LAP 3 @ 16:47:56.383

NO	BEHIND	LAP TIME
41		56.582
31	1.404	56.926
186	4.908	57.938
52	5.462	58.024
20	5.617	58.448

6	7.058	58.058
14	7.501	58.339
3	7.534	58.138
62	8.240	59.331
65	8.746	58.566
68	8.843	58.046
70	10.891	1:00.013
24	11.145	59.375
28	11.849	59.756
99	11.943	1:00.255
38	14.786	59.554
36	16.573	1:01.823
43	17.432	1:01.405
48	21.906	1:03.570
42	21.961	1:04.363
122	29.378	1:05.561
77	29.841	1:06.728
16	30.774	1:06.088
15	42.845	1:09.370
32	43.764	1:09.975

LAP 4 @ 16:48:54.930

NO	BEHIND	LAP TIME
31		57.143
186	4.037	57.676
52	4.671	57.756
20	5.334	58.264
3	7.106	58.119
6	7.212	58.701
14	7.431	58.477
62	8.617	58.924
65	8.898	58.699
68	9.015	58.719
70	12.301	59.957
24	12.860	1:00.262
99	13.047	59.651
28	13.416	1:00.114
38	15.631	59.392
36	20.510	1:02.484
43	21.176	1:02.291
48	27.102	1:03.743
42	27.463	1:04.049
122	36.177	1:05.346
77	38.839	1:07.545
16	39.183	1:06.956
15	54.357	1:10.059
32	54.701	1:09.484

LAP 5 @ 16:49:52.903

NO	BEHIND	LAP TIME
31		57.973
186	3.871	57.807
52	4.380	57.682
20	5.650	58.289
3	6.399	57.266
14	7.463	58.005
6	8.236	58.997
65	9.233	58.308
68	9.313	58.271
62	10.187	59.543
70	14.215	59.887
24	14.297	59.410
28	15.340	59.897
99	16.208	1:01.134

38	16.929	59.271
36	25.086	1:02.549
43	25.145	1:01.942
48	32.053	1:02.924
42	33.224	1:03.734
122	44.294	1:06.090
77	47.741	1:06.875
16	47.987	1:06.777

LAP 6 @ 16:50:50.499

NO	BEHIND	LAP TIME
31		57.596
186	4.288	58.013
52	6.280	59.496
20	6.452	58.398
3	6.679	57.876
14	8.230	58.363
32	1 Lap	1:09.160
6	9.367	58.727
65	9.759	58.122
68	10.065	58.348
15	1 Lap	1:12.437
62	11.384	58.793
24	15.613	58.912
70	17.033	1:00.414
28	17.193	59.449
99	17.389	58.777
38	19.275	59.942
36	29.617	1:02.127
43	30.140	1:02.591
48	37.170	1:02.713
42	39.846	1:04.218
122	52.610	1:05.912
16	55.454	1:05.063
77	56.457	1:06.312

LAP 7 @ 16:51:47.778

NO	BEHIND	LAP TIME
31		57.279
186	4.969	57.960
52	5.687	56.686
3	6.641	57.241
20	7.320	58.147
14	8.671	57.720
6	10.605	58.517
65	11.204	58.724
68	11.239	58.453
62	13.783	59.678
24	17.951	59.617
28	19.769	59.855
32	1 Lap	1:09.023
99	20.268	1:00.158
70	21.300	1:01.546
38	21.842	59.846
15	1 Lap	1:09.937
36	34.384	1:02.046
43	34.895	1:02.034
48	41.754	1:01.863
42	46.766	1:04.199

LAP 8 @ 16:52:47.116

NO	BEHIND	LAP TIME
31		59.338

122	1 Lap	1:05.237
186	3.244	57.613
16	1 Lap	1:05.195
3	4.224	56.921
52	4.280	57.931
77	1 Lap	1:05.389
20	5.683	57.701
14	7.102	57.769
68	9.829	57.928
6	10.252	58.985
65	10.316	58.450
62	13.231	58.786
24	17.726	59.113
28	20.552	1:00.121
99	20.603	59.673
38	21.669	59.165
70	22.606	1:00.644
32	1 Lap	1:08.655
43	36.081	1:00.524
15	1 Lap	1:11.807
36	36.850	1:01.804
48	44.444	1:02.028
42	51.408	1:03.980

LAP 9 @ 16:53:44.694

NO	BEHIND	LAP TIME
31		57.578
186	2.837	57.171
52	3.210	56.508
3	3.646	57.000
20	7.398	59.293
14	7.925	58.401
122	1 Lap	1:06.272
68	10.835	58.584
16	1 Lap	1:04.576
65	11.444	58.706
6	12.862	1:00.188
77	1 Lap	1:05.559
62	14.646	58.993
24	19.317	59.169
99	22.012	58.987
28	22.219	59.245
38	22.531	58.440
70	24.448	59.420
43	40.074	1:01.571
36	40.711	1:01.439
32	1 Lap	1:09.007
48	48.873	1:02.007
15	1 Lap	1:13.251

LAP 10 @ 16:54:42.111

NO	BEHIND	LAP TIME
31		57.417
42	1 Lap	1:04.025
186	2.186	56.766
52	2.676	56.883
3	2.738	56.509
14	8.470	57.962
20	8.690	58.709
65	12.223	58.196
68	12.339	58.921
6	13.553	58.108
62	17.805	1:00.576
122	1 Lap	1:05.956

Brands Hatch Indy

Circuit Length = 1.2079 miles

Start: 16:44 Flag 16:54 End: 16:55

Weather / Track : Cloudy / Dry

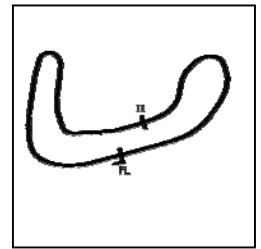
Results can be found at www.tsl-timing.com

Printed - 17:06 Sunday, 10 March 2019

BMCRC - MRO Championships 2019 - Rnd 1 @ Brands Hatch Indy

ACU Team Green Junior & Senior 300

RACE 20 - SECTOR ANALYSIS



SECTOR 1 = FL to I1, SECTOR 2 = I1 to FL, DIFF = Difference To Personal Best Lap, P = Crossed Finish Line in Pit Lane, D = Time Disallowed

P1 31 J		Corey TINKER		NINJA 300 - Aquatix-2u Ltd		
IDEAL LAP TIME : 56.851		BEST LAP TIME : 56.926		DIFFERENCE : 0.075		
LAP	SECTOR 1	SECTOR 2	LAP TIME	MPH	DIFF	TIME OF DAY
1 -		23.294	1:04.166	67.77	7.240	16:46:03.621
2 -	34.254	22.986	57.240 (3)	75.97	0.314	16:47:00.861
3 -	33.984	22.942	56.926 (1)	76.39		16:47:57.787
4 -	33.909	23.234	57.143 (2)	76.10	0.217	16:48:54.930
5 -			57.973	75.01	1.047	16:49:52.903
6 -			57.596	75.50	0.670	16:50:50.499
7 -			57.279	75.91	0.353	16:51:47.778
8 -			59.338	73.28	2.412	16:52:47.116
9 -			57.578	75.52	0.652	16:53:44.694
10 -			57.417	75.73	0.491	16:54:42.111

P2 186 J		Owen JENNER		Kawasaki - JB motorcycles		
IDEAL LAP TIME : 56.766		BEST LAP TIME : 56.766		DIFFERENCE : 0.000		
LAP	SECTOR 1	SECTOR 2	LAP TIME	MPH	DIFF	TIME OF DAY
1 -		23.339	1:05.912	65.97	9.146	16:46:05.367
2 -	34.827	23.159	57.986	74.99	1.220	16:47:03.353
3 -	34.686	23.252	57.938	75.05	1.172	16:48:01.291
4 -	34.523	23.153	57.676	75.39	0.910	16:48:58.967
5 -	34.687	23.120	57.807	75.22	1.041	16:49:56.774
6 -	34.696	23.317	58.013	74.95	1.247	16:50:54.787
7 -	34.692	23.268	57.960	75.02	1.194	16:51:52.747
8 -	34.441	23.172	57.613 (3)	75.47	0.847	16:52:50.360
9 -	34.216	22.955	57.171 (2)	76.06	0.405	16:53:47.531
10 -	33.976	22.790	56.766 (1)	76.60		16:54:44.297

P3 52 J		Kam DIXON		NINJA 300 - Delicious Race Wear		
IDEAL LAP TIME : 56.256		BEST LAP TIME : 56.508		DIFFERENCE : 0.252		
LAP	SECTOR 1	SECTOR 2	LAP TIME	MPH	DIFF	TIME OF DAY
1 -		23.669	1:05.805	66.08	9.297	16:46:05.260
2 -	35.377	23.184	58.561	74.25	2.053	16:47:03.821
3 -	34.482	23.542	58.024	74.94	1.516	16:48:01.845
4 -	34.117	23.639	57.756	75.29	1.248	16:48:59.601
5 -	34.221	23.461	57.682	75.38	1.174	16:49:57.283
6 -	35.271	24.225	59.496	73.09	2.988	16:50:56.779
7 -	34.032	22.654	56.686 (2)	76.71	0.178	16:51:53.465
8 -	33.915	24.016	57.931	75.06	1.423	16:52:51.396
9 -	34.051	22.457	56.508 (1)	76.95		16:53:47.904
10 -	33.799	23.084	56.883 (3)	76.44	0.375	16:54:44.787

P4 3 J		Lewis JONES		NINJA 300 - 151 s		
IDEAL LAP TIME : 56.328		BEST LAP TIME : 56.509		DIFFERENCE : 0.181		
LAP	SECTOR 1	SECTOR 2	LAP TIME	MPH	DIFF	TIME OF DAY
1 -		23.686	1:07.026	64.87	10.517	16:46:06.481
2 -	36.323	22.975	59.298	73.33	2.789	16:47:05.779
3 -	35.158	22.980	58.138	74.79	1.629	16:48:03.917
4 -	34.666	23.453	58.119	74.82	1.610	16:49:02.036
5 -	34.485	22.781	57.266	75.93	0.757	16:49:59.302
6 -	34.253	23.623	57.876	75.13	1.367	16:50:57.178
7 -	34.509	22.732	57.241	75.97	0.732	16:51:54.419
8 -	33.796	23.125	56.921 (2)	76.39	0.412	16:52:51.340
9 -	34.428	22.572	57.000 (3)	76.29	0.491	16:53:48.340
10 -	33.756	22.753	56.509 (1)	76.95		16:54:44.849

P5 14 S		Tony DAVIES		NINJA 300 - 3d raceing		
IDEAL LAP TIME : 57.612		BEST LAP TIME : 57.720		DIFFERENCE : 0.108		
LAP	SECTOR 1	SECTOR 2	LAP TIME	MPH	DIFF	TIME OF DAY
1 -						
2 -						
3 -						
4 -						
5 -						
6 -						
7 -						
8 -						
9 -						
10 -						

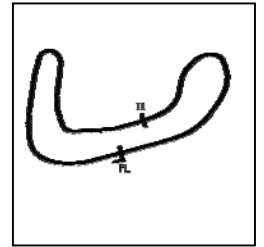
Weather / Track : Cloudy / Dry

Brands Hatch Indy
 Circuit Length = 1.2079 miles
 Start: 16:44 Flag 16:54 End: 16:55

BMCRC - MRO Championships 2019 - Rnd 1 @ Brands Hatch Indy

ACU Team Green Junior & Senior 300

RACE 20 - SECTOR ANALYSIS



SECTOR 1 = FL to I1, SECTOR 2 = I1 to FL, DIFF = Difference To Personal Best Lap, P = Crossed Finish Line in Pit Lane, D = Time Disallowed

1 -		23.925	1:06.623	65.27	8.903	16:46:06.078
2 -	36.130	23.337	59.467	73.12	1.747	16:47:05.545
3 -	35.139	23.200	58.339	74.54	0.619	16:48:03.884
4 -	34.966	23.511	58.477	74.36	0.757	16:49:02.361
5 -	34.886	23.119	58.005	74.96	0.285	16:50:00.366
6 -	35.128	23.235	58.363	74.50	0.643	16:50:58.729
7 -	34.748	22.972	57.720 (1)	75.33		16:51:56.449
8 -	34.792	22.977	57.769 (2)	75.27	0.049	16:52:54.218
9 -	35.206	23.195	58.401	74.46	0.681	16:53:52.619
10 -	34.640	23.322	57.962 (3)	75.02	0.242	16:54:50.581

P6 20 S Kai DICKINSON			NINJA 300 - Yeeet Racing			
IDEAL LAP TIME : 57.701		BEST LAP TIME : 57.701		DIFFERENCE : 0.000		
LAP	SECTOR 1	SECTOR 2	LAP TIME	MPH	DIFF	TIME OF DAY
1 -		23.907	1:05.416	66.47	7.715	16:46:04.871
2 -	35.115	23.566	58.681	74.10	0.980	16:47:03.552
3 -	35.185	23.263	58.448	74.40	0.747	16:48:02.000
4 -	34.653	23.611	58.264 (3)	74.63	0.563	16:49:00.264
5 -	34.894	23.395	58.289	74.60	0.588	16:49:58.553
6 -	34.847	23.551	58.398	74.46	0.697	16:50:56.951
7 -	34.769	23.378	58.147 (2)	74.78	0.446	16:51:55.098
8 -	34.503	23.198	57.701 (1)	75.36		16:52:52.799
9 -	35.379	23.914	59.293	73.34	1.592	16:53:52.092
10 -	35.414	23.295	58.709	74.07	1.008	16:54:50.801

P7 65 S Konrad BREESE			NINJA 300 - STIHL Racing			
IDEAL LAP TIME :		BEST LAP TIME : 58.122		DIFFERENCE :		
LAP	SECTOR 1	SECTOR 2	LAP TIME	MPH	DIFF	TIME OF DAY
1 -			1:06.897	65.00	8.775	16:46:06.352
2 -			1:00.211	72.22	2.089	16:47:06.563
3 -			58.566	74.25	0.444	16:48:05.129
4 -			58.699	74.08	0.577	16:49:03.828
5 -			58.308 (3)	74.57	0.186	16:50:02.136
6 -			58.122 (1)	74.81		16:51:00.258
7 -			58.724	74.05	0.602	16:51:58.982
8 -			58.450	74.39	0.328	16:52:57.432
9 -			58.706	74.07	0.584	16:53:56.138
10 -			58.196 (2)	74.72	0.074	16:54:54.334

P8 68 J Lucca ALLEN			NINJA 300 - mark allen autosmart			
IDEAL LAP TIME :		BEST LAP TIME : 57.928		DIFFERENCE :		
LAP	SECTOR 1	SECTOR 2	LAP TIME	MPH	DIFF	TIME OF DAY
1 -			1:08.399	63.57	10.471	16:46:07.854
2 -			59.326	73.30	1.398	16:47:07.180
3 -			58.046 (2)	74.91	0.118	16:48:05.226
4 -			58.719	74.05	0.791	16:49:03.945
5 -			58.271 (3)	74.62	0.343	16:50:02.216
6 -			58.348	74.52	0.420	16:51:00.564
7 -			58.453	74.39	0.525	16:51:59.017
8 -			57.928 (1)	75.06		16:52:56.945
9 -			58.584	74.22	0.656	16:53:55.529
10 -			58.921	73.80	0.993	16:54:54.450

P9 6 S Martin COOPER			NINJA 300 -			
IDEAL LAP TIME : 58.108		BEST LAP TIME : 58.058		DIFFERENCE : -0.050		
LAP	SECTOR 1	SECTOR 2	LAP TIME	MPH	DIFF	TIME OF DAY
1 -		23.815	1:06.983	64.92	8.925	16:46:06.438
2 -			58.945	73.77	0.887	16:47:05.383
3 -			58.058 (1)	74.90		16:48:03.441
4 -			58.701	74.08	0.643	16:49:02.142

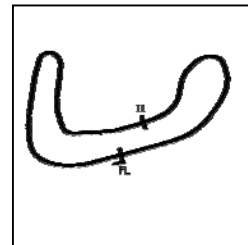
Weather / Track : Cloudy / Dry

Brands Hatch Indy
Circuit Length = 1.2079 miles
Start: 16:44 Flag 16:54 End: 16:55

BMCRC - MRO Championships 2019 - Rnd 1 @ Brands Hatch Indy

ACU Team Green Junior & Senior 300

RACE 20 - SECTOR ANALYSIS



SECTOR 1 = FL to I1, SECTOR 2 = I1 to FL, DIFF = Difference To Personal Best Lap, P = Crossed Finish Line in Pit Lane, D = Time Disallowed

5 -			58.997	73.70	0.939	16:50:01.139
6 -	35.126	23.601	58.727	74.04	0.669	16:50:59.866
7 -			58.517 (3)	74.31	0.459	16:51:58.383
8 -			58.985	73.72	0.927	16:52:57.368
9 -			1:00.188	72.25	2.130	16:53:57.556
10 -	34.694	23.414	58.108 (2)	74.83	0.050	16:54:55.664

P10	62 S	Alex VELLA	NINJA 300 - myself			
IDEAL LAP TIME : 58.526		BEST LAP TIME : 58.786	DIFFERENCE : 0.260			

LAP	SECTOR 1	SECTOR 2	LAP TIME	MPH	DIFF	TIME OF DAY
1 -		23.841	1:05.856	66.03	7.070	16:46:05.311
2 -	36.373	23.608	59.981	72.49	1.195	16:47:05.292
3 -	35.677	23.654	59.331	73.29	0.545	16:48:04.623
4 -	35.403	23.521	58.924 (3)	73.80	0.138	16:49:03.547
5 -	36.202	23.341	59.543	73.03	0.757	16:50:03.090
6 -	35.425	23.368	58.793 (2)	73.96	0.007	16:51:01.883
7 -	36.215	23.463	59.678	72.86	0.892	16:52:01.561
8 -	35.185	23.601	58.786 (1)	73.97		16:53:00.347
9 -	35.504	23.489	58.993	73.71	0.207	16:53:59.340
10 -	36.705	23.871	1:00.576	71.78	1.790	16:54:59.916

P11	24 S	Darren STOLTON	NINJA 300 -			
IDEAL LAP TIME :		BEST LAP TIME : 58.912	DIFFERENCE :			

LAP	SECTOR 1	SECTOR 2	LAP TIME	MPH	DIFF	TIME OF DAY
1 -		24.587	1:08.869	63.14	9.957	16:46:08.324
2 -			59.829	72.68	0.917	16:47:08.153
3 -			59.375	73.23	0.463	16:48:07.528
4 -			1:00.262	72.16	1.350	16:49:07.790
5 -			59.410	73.19	0.498	16:50:07.200
6 -			58.912 (1)	73.81		16:51:06.112
7 -			59.617	72.94	0.705	16:52:05.729
8 -			59.113 (2)	73.56	0.201	16:53:04.842
9 -			59.169 (3)	73.49	0.257	16:54:04.011
10 -			59.645	72.90	0.733	16:55:03.656

P12	99 J	Jamie LE MASURIER	NINJA 300 - Pipework Solutions Ltd			
IDEAL LAP TIME : 58.520		BEST LAP TIME : 58.009	DIFFERENCE : -0.511			

LAP	SECTOR 1	SECTOR 2	LAP TIME	MPH	DIFF	TIME OF DAY
1 -		24.681	1:08.364	63.60	10.355	16:46:07.819
2 -	36.047	24.205	1:00.252	72.17	2.243	16:47:08.071
3 -	36.287	23.968	1:00.255	72.17	2.246	16:48:08.326
4 -	35.018	24.633	59.651	72.90	1.642	16:49:07.977
5 -			1:01.134	71.13	3.125	16:50:09.111
6 -	34.874	23.903	58.777 (2)	73.98	0.768	16:51:07.888
7 -	36.357	23.801	1:00.158	72.28	2.149	16:52:08.046
8 -	35.236	24.437	59.673	72.87	1.664	16:53:07.719
9 -	35.341	23.646	58.987 (3)	73.72	0.978	16:54:06.706
10 -			58.009 (1)	74.96		16:55:04.715

P13	28 S	Kelvin HOARE	NINJA 300 - Southern and Country Roofing Ltd			
IDEAL LAP TIME :		BEST LAP TIME : 58.336	DIFFERENCE :			

LAP	SECTOR 1	SECTOR 2	LAP TIME	MPH	DIFF	TIME OF DAY
1 -			1:08.546	63.44	10.210	16:46:08.001
2 -			1:00.475	71.90	2.139	16:47:08.476
3 -			59.756	72.77	1.420	16:48:08.232
4 -			1:00.114	72.33	1.778	16:49:08.346
5 -			59.897	72.60	1.561	16:50:08.243
6 -			59.449 (3)	73.14	1.113	16:51:07.692
7 -			59.855	72.65	1.519	16:52:07.547
8 -			1:00.121	72.33	1.785	16:53:07.668

Weather / Track : Cloudy / Dry

Brands Hatch Indy
Circuit Length = 1.2079 miles
Start: 16:44 Flag 16:54 End: 16:55

BMCRC - MRO Championships 2019 - Rnd 1 @ Brands Hatch Indy

ACU Team Green Junior & Senior 300

RACE 20 - SECTOR ANALYSIS



SECTOR 1 = FL to I1, SECTOR 2 = I1 to FL, DIFF = Difference To Personal Best Lap, P = Crossed Finish Line in Pit Lane, D = Time Disallowed

9 - 59.245 (2) 73.40 0.909 16:54:06.913
 10 - 58.336 (1) 74.54 16:55:05.249

P14 38 S		Bob COUCHMAN		NINJA 300 - Pinky Janey		
IDEAL LAP TIME :		BEST LAP TIME : 58.384		DIFFERENCE :		
LAP	SECTOR 1	SECTOR 2	LAP TIME	MPH	DIFF	TIME OF DAY
1 -			1:10.400	61.76	12.016	16:46:09.855
2 -			1:01.760	70.41	3.376	16:47:11.615
3 -			59.554	73.01	1.170	16:48:11.169
4 -			59.392	73.21	1.008	16:49:10.561
5 -			59.271	73.36	0.887	16:50:09.832
6 -			59.942	72.54	1.558	16:51:09.774
7 -			59.846	72.66	1.462	16:52:09.620
8 -			59.165 (3)	73.49	0.781	16:53:08.785
9 -			58.440 (2)	74.41	0.056	16:54:07.225
10 -			58.384 (1)	74.48		16:55:05.609

P15 70 S		Sean HALL		NINJA 300 - S and y ceramics		
IDEAL LAP TIME : 59.408		BEST LAP TIME : 59.040		DIFFERENCE : -0.368		
LAP	SECTOR 1	SECTOR 2	LAP TIME	MPH	DIFF	TIME OF DAY
1 -			1:07.676	64.25	8.636	16:46:07.131
2 -	36.211	23.919	1:00.130	72.32	1.090	16:47:07.261
3 -			1:00.013	72.46	0.973	16:48:07.274
4 -	35.779	24.178	59.957	72.52	0.917	16:49:07.231
5 -	36.061	23.826	59.887 (3)	72.61	0.847	16:50:07.118
6 -	36.422	23.992	1:00.414	71.98	1.374	16:51:07.532
7 -			1:01.546	70.65	2.506	16:52:09.078
8 -	36.615	24.029	1:00.644	71.70	1.604	16:53:09.722
9 -	35.791	23.629	59.420 (2)	73.18	0.380	16:54:09.142
10 -			59.040 (1)	73.65		16:55:08.182

P16 43 S		Colin HALL		NINJA 300 -		
IDEAL LAP TIME : 1:00.524		BEST LAP TIME : 1:00.524		DIFFERENCE : 0.000		
LAP	SECTOR 1	SECTOR 2	LAP TIME	MPH	DIFF	TIME OF DAY
1 -		25.370	1:10.817	61.40	10.293	16:46:10.272
2 -	36.991	25.147	1:02.138	69.98	1.614	16:47:12.410
3 -	37.041	24.364	1:01.405 (3)	70.81	0.881	16:48:13.815
4 -	37.230	25.061	1:02.291	69.81	1.767	16:49:16.106
5 -	37.202	24.740	1:01.942	70.20	1.418	16:50:18.048
6 -	37.523	25.068	1:02.591	69.47	2.067	16:51:20.639
7 -	37.301	24.733	1:02.034	70.10	1.510	16:52:22.673
8 -	36.411	24.113	1:00.524 (1)	71.84		16:53:23.197
9 -	36.581	24.990	1:01.571	70.62	1.047	16:54:24.768
10 -	36.449	24.274	1:00.723 (2)	71.61	0.199	16:55:25.491

P17 36 S		Daniel SUTHERLAND		NINJA 300 -		
IDEAL LAP TIME : 1:00.703		BEST LAP TIME : 1:00.703		DIFFERENCE : 0.000		
LAP	SECTOR 1	SECTOR 2	LAP TIME	MPH	DIFF	TIME OF DAY
1 -		24.767	1:09.571	62.50	8.868	16:46:09.026
2 -	37.446	24.661	1:02.107	70.01	1.404	16:47:11.133
3 -	37.294	24.529	1:01.823	70.33	1.120	16:48:12.956
4 -	37.594	24.890	1:02.484	69.59	1.781	16:49:15.440
5 -	37.936	24.613	1:02.549	69.52	1.846	16:50:17.989
6 -	37.527	24.600	1:02.127	69.99	1.424	16:51:20.116
7 -	37.416	24.630	1:02.046	70.08	1.343	16:52:22.162
8 -	37.525	24.279	1:01.804 (3)	70.36	1.101	16:53:23.966
9 -	37.120	24.319	1:01.439 (2)	70.77	0.736	16:54:25.405
10 -	36.749	23.954	1:00.703 (1)	71.63		16:55:26.108

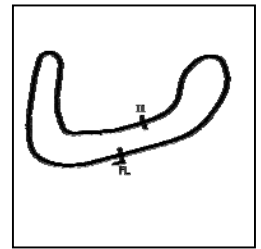
Weather / Track : Cloudy / Dry

Brands Hatch Indy
 Circuit Length = 1.2079 miles
 Start: 16:44 Flag 16:54 End: 16:55

BMCRC - MRO Championships 2019 - Rnd 1 @ Brands Hatch Indy

ACU Team Green Junior & Senior 300

RACE 20 - SECTOR ANALYSIS



SECTOR 1 = FL to I1, SECTOR 2 = I1 to FL, DIFF = Difference To Personal Best Lap, P = Crossed Finish Line in Pit Lane, D = Time Disallowed

P18 48 S		Kevin SABBARTON		NINJA 300 -		
IDEAL LAP TIME : 1:01.417		BEST LAP TIME : 1:01.771		DIFFERENCE : 0.354		
LAP	SECTOR 1	SECTOR 2	LAP TIME	MPH	DIFF	TIME OF DAY
1 -		25.232	1:11.789	60.57	10.018	16:46:11.244
2 -	38.413	25.062	1:03.475	68.50	1.704	16:47:14.719
3 -	38.269	25.301	1:03.570	68.40	1.799	16:48:18.289
4 -	38.113	25.630	1:03.743	68.22	1.972	16:49:22.032
5 -	37.911	25.013	1:02.924	69.10	1.153	16:50:24.956
6 -	37.690	25.023	1:02.713	69.34	0.942	16:51:27.669
7 -	37.163	24.700	1:01.863 (2)	70.29	0.092	16:52:29.532
8 -	37.312	24.716	1:02.028	70.10	0.257	16:53:31.560
9 -	36.852	25.155	1:02.007 (3)	70.13	0.236	16:54:33.567
10 -	37.206	24.565	1:01.771 (1)	70.39		16:55:35.338

P19 42 J		Christopher JOHNSON		NINJA 300 -		
IDEAL LAP TIME : 1:03.683		BEST LAP TIME : 1:03.335		DIFFERENCE : -0.348		
LAP	SECTOR 1	SECTOR 2	LAP TIME	MPH	DIFF	TIME OF DAY
1 -			1:11.191	61.08	7.856	16:46:10.646
2 -			1:03.335 (1)	68.66		16:47:13.981
3 -	39.223	25.140	1:04.363	67.56	1.028	16:48:18.344
4 -	38.677	25.372	1:04.049	67.89	0.714	16:49:22.393
5 -	38.543	25.191	1:03.734 (2)	68.23	0.399	16:50:26.127
6 -			1:04.218	67.71	0.883	16:51:30.345
7 -	38.889	25.310	1:04.199	67.73	0.864	16:52:34.544
8 -			1:03.980 (3)	67.96	0.645	16:53:38.524
9 -	38.711	25.314	1:04.025	67.92	0.690	16:54:42.549

P20 122 S		Paul WILSON		NINJA 300 -		
IDEAL LAP TIME :		BEST LAP TIME : 1:05.237		DIFFERENCE :		
LAP	SECTOR 1	SECTOR 2	LAP TIME	MPH	DIFF	TIME OF DAY
1 -			1:14.447	58.41	9.210	16:46:13.902
2 -			1:06.298	65.59	1.061	16:47:20.200
3 -			1:05.561 (3)	66.32	0.324	16:48:25.761
4 -			1:05.346 (2)	66.54	0.109	16:49:31.107
5 -			1:06.090	65.79	0.853	16:50:37.197
6 -			1:05.912	65.97	0.675	16:51:43.109
7 -			1:05.237 (1)	66.65		16:52:48.346
8 -			1:06.272	65.61	1.035	16:53:54.618
9 -			1:05.956	65.93	0.719	16:55:00.574

P21 77 J		Joe WHITE		NINJA 300 - Just In Graphics		
IDEAL LAP TIME :		BEST LAP TIME : 1:04.018		DIFFERENCE :		
LAP	SECTOR 1	SECTOR 2	LAP TIME	MPH	DIFF	TIME OF DAY
1 -			1:13.630	59.05	9.612	16:46:13.085
2 -			1:06.411	65.48	2.393	16:47:19.496
3 -			1:06.728	65.16	2.710	16:48:26.224
4 -			1:07.545	64.38	3.527	16:49:33.769
5 -			1:06.875	65.02	2.857	16:50:40.644
6 -			1:06.312	65.57	2.294	16:51:46.956
7 -			1:05.389 (2)	66.50	1.371	16:52:52.345
8 -			1:05.559 (3)	66.33	1.541	16:53:57.904
9 -			1:04.018 (1)	67.92		16:55:01.922

P22 16 J		Harry COOPER		NINJA 300 -		
IDEAL LAP TIME :		BEST LAP TIME : 1:04.576		DIFFERENCE :		
LAP	SECTOR 1	SECTOR 2	LAP TIME	MPH	DIFF	TIME OF DAY
1 -			1:15.011	57.97	10.435	16:46:14.466
2 -			1:06.603	65.29	2.027	16:47:21.069
3 -			1:06.088	65.80	1.512	16:48:27.157

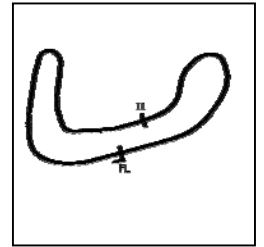
Weather / Track : Cloudy / Dry

Brands Hatch Indy
Circuit Length = 1.2079 miles
Start: 16:44 Flag 16:54 End: 16:55

BMCRC - MRO Championships 2019 - Rnd 1 @ Brands Hatch Indy

ACU Team Green Junior & Senior 300

RACE 20 - SECTOR ANALYSIS



SECTOR 1 = FL to I1, SECTOR 2 = I1 to FL, DIFF = Difference To Personal Best Lap, P = Crossed Finish Line in Pit Lane, D = Time Disallowed

4 -	1:06.956	64.94	2.380	16:49:34.113
5 -	1:06.777	65.12	2.201	16:50:40.890
6 -	1:05.063 (2)	66.83	0.487	16:51:45.953
7 -	1:05.195 (3)	66.70	0.619	16:52:51.148
8 -	1:04.576 (1)	67.34		16:53:55.724
9 -	1:06.412	65.47	1.836	16:55:02.136

LAP	SECTOR 1	SECTOR 2	LAP TIME	MPH	DIFF	TIME OF DAY
-----	----------	----------	----------	-----	------	-------------

P23 32 S John MACKNESS

NINJA 300 - Salisbury Cleaners

IDEAL LAP TIME : 1:07.869

BEST LAP TIME : 1:07.869

DIFFERENCE : 0.000

1 -		28.164	1:20.194	54.22	12.325	16:46:19.649
2 -	42.442	28.081	1:10.523	61.66	2.654	16:47:30.172
3 -	42.264	27.711	1:09.975	62.14	2.106	16:48:40.147
4 -	42.253	27.231	1:09.484	62.58	1.615	16:49:49.631
5 -	42.108	27.052	1:09.160	62.87	1.291	16:50:58.791
6 -	41.930	27.093	1:09.023	63.00	1.154	16:52:07.814
7 -	41.438	27.217	1:08.655 (2)	63.33	0.786	16:53:16.469
8 -	41.990	27.017	1:09.007 (3)	63.01	1.138	16:54:25.476
9 -	41.136	26.733	1:07.869 (1)	64.07		16:55:33.345

LAP	SECTOR 1	SECTOR 2	LAP TIME	MPH	DIFF	TIME OF DAY
-----	----------	----------	----------	-----	------	-------------

P24 15 J Ruari BURNETT

NINJA 300 -

IDEAL LAP TIME :

BEST LAP TIME : 1:09.370

DIFFERENCE :

1 -			1:19.869	54.44	10.499	16:46:19.324
2 -			1:10.534	61.65	1.164	16:47:29.858
3 -			1:09.370 (1)	62.68		16:48:39.228
4 -			1:10.059 (3)	62.07	0.689	16:49:49.287
5 -			1:12.437	60.03	3.067	16:51:01.724
6 -			1:09.937 (2)	62.17	0.567	16:52:11.661
7 -			1:11.807	60.55	2.437	16:53:23.468
8 -			1:13.251	59.36	3.881	16:54:36.719
9 -			1:15.001	57.98	5.631	16:55:51.720

LAP	SECTOR 1	SECTOR 2	LAP TIME	MPH	DIFF	TIME OF DAY
-----	----------	----------	----------	-----	------	-------------

P25 41 J Kyal TINKER

NINJA 300 - Aquatix-2u Ltd

IDEAL LAP TIME : 56.168

BEST LAP TIME : 56.582

DIFFERENCE : 0.414

1 -		23.146	1:03.021	69.00	6.439	16:46:02.476
2 -	34.382	22.943	57.325 (2)	75.85	0.743	16:46:59.801
3 -	34.208	22.374	56.582 (1)	76.85		16:47:56.383

BMCRC-MRO Championships 2019



RACEBUYKZ.COM

**REACTIVE PARTS MRO POWERBIKES
inc RACEBUKZ.COM CLUBMAN 1000**

Brands Hatch Indy Circuit

9th / 10th April 2018



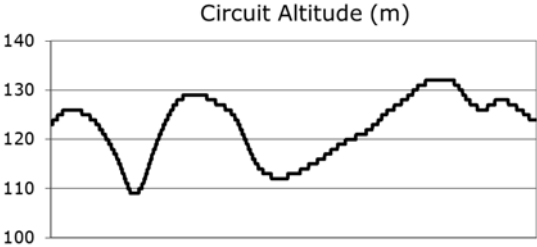
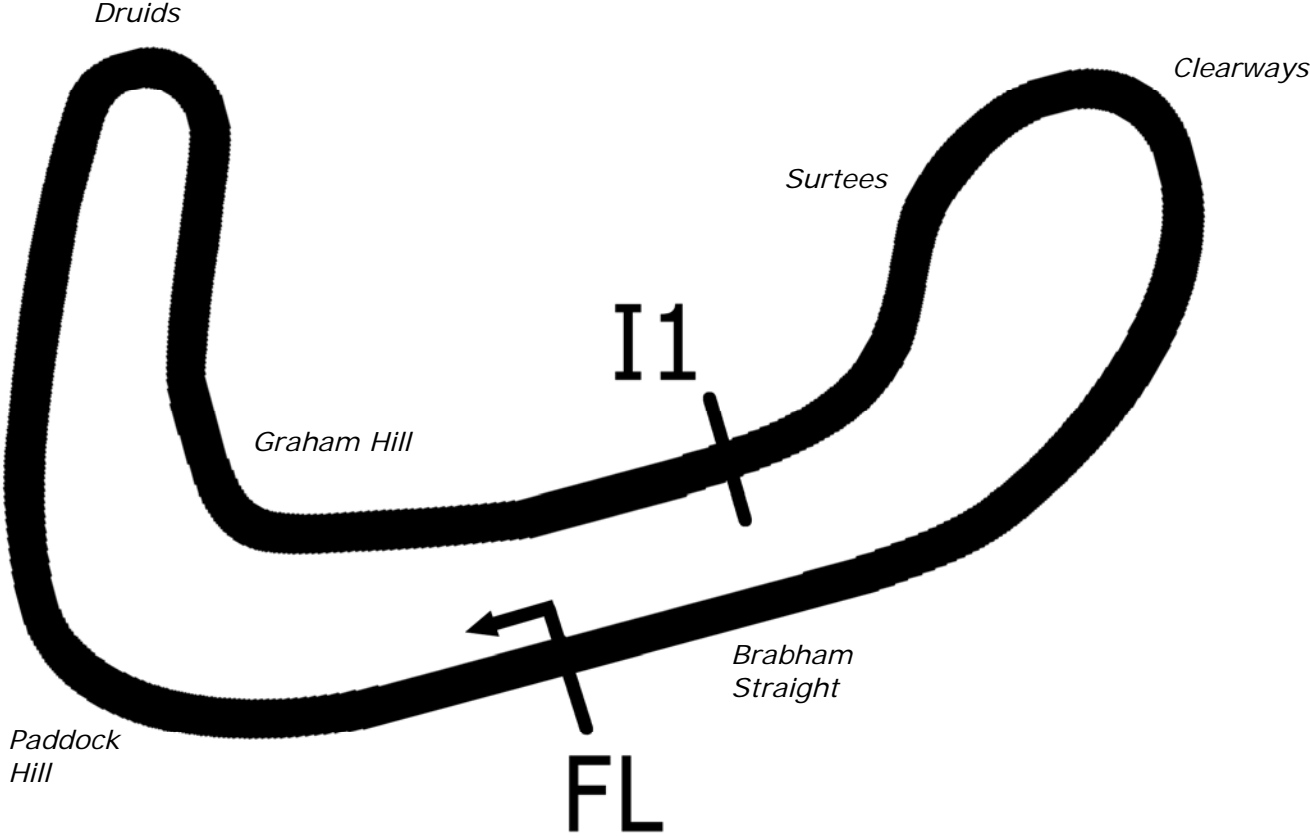
Results Provided by Timing Solutions Ltd
www.tsl-timing.com

Brands Hatch Indy



SPORTS TIMING

TIMING SOLUTIONS LTD



Length	1.2079 miles	1944.0 m	
FL		51.36032 N	0.26032 E
I1	1112m	51.35934 N	0.25955 E
Pit Entry	1669m	51.35911 N	0.25743 E
Pit Exit	26m after FL	51.36027 N	0.26078 E
Pit Entry–Pit Exit 277m, 16.6s @60kph, 12.4s @80kph			

BMCRC - MRO Championships 2019 - Rnd 1 @ Brands Hatch Indy

Reactive Parts MRO Powerbikes inc Racebuykz.com Clubman 1000



QUALIFYING - CLASSIFICATION

POS	NO	CL	PIC NAME	ENTRY	TIME	ON	LAPS	GAP	DIFF	MPH
1	47		1 Daryl DANCE	Yamaha - 2 brothers scaffolding	51.384	18	19			84.62
2	40		2 Aiden PATMORE	Kawasaki - TBR Performance/NW Roofing	51.811	11	14	0.427	0.427	83.93
3	76		3 Jason BYARD	Suzuki - May Construction	52.022	7	7	0.638	0.211	83.59
4	272	C	1 Daniel JOHNSON	BMW -	52.071	19	21	0.687	0.049	83.51
5	143		4 Steve PALMER	Yamaha - 4C8/Mk1 Transit racing	52.535	8	8	1.151	0.464	82.77
6	60		5 Peter BAKER	Kawasaki - Dodfrey Engineering	52.659	18	18	1.275	0.124	82.58
7	16	C	2 Glenn WALSH	BMW - GW ELECTRICAL	52.710	17	17	1.326	0.051	82.50
8	29	C	3 Mark BRIDGER	Yamaha -	53.114	5	7	1.730	0.404	81.87
9	277		6 Adrian AVERRE	Yamaha - Ryders Alley Racing	53.171	13	20	1.787	0.057	81.78
10	71		7 Tom NORTON	Suzuki - Mike Newman Haulage	53.304	12	14	1.920	0.133	81.58
11	35	C	4 Robert CRESSWELL	Kawasaki - ODDJOBROB Racing	53.357	9	10	1.973	0.053	81.50
12	175	C	5 Mark KENDLE	Kawasaki - LiMAR OILTOOLS	53.453	19	19	2.069	0.096	81.35
13	91		8 Lee Jon DEVONPORT	Yamaha - class one truck repairs ltd	53.741	19	19	2.357	0.288	80.91
14	39	C	6 Max MORGAN	Kawasaki - MSS PERFORMANCE	53.902	10	11	2.518	0.161	80.67
15	72		9 Michael O'BRIEN	Yamaha -	53.986	11	11	2.602	0.084	80.55
16	114	C	7 Ricky MARTIN	Honda - T.B.R Performance	54.474	12	13	3.090	0.488	79.82
17	74	C	8 Andrew BURKE	Yamaha - Gasoline Alley Speedshop/Jake Packham	54.777	19	20	3.393	0.303	79.38
18	83	C	9 Jason SIGGS	Yamaha - J Siggs Construction	54.798	19	20	3.414	0.021	79.35
19	8		10 John COUGHLAN	Aprilia - BIKERSWORLD	54.858	6	13	3.474	0.060	79.27
20	24		11 Alan SMITH	Kawasaki - Orwells Mcs	54.903	9	9	3.519	0.045	79.20
21	15		12 Mariusz SIEMIENIUK-JUZWIUK	BMW - BELMONT AUTO SERVICE	54.915	19	19	3.531	0.012	79.18
22	12		13 David COMBRINCK	Kawasaki -	54.986	17	17	3.602	0.071	79.08
23	98		14 Rick DICKINSON	BMW - MotorcycleRaceParts.co.uk.co.uk	55.139	8	9	3.755	0.153	78.86
24	6		15 Dan SHAILER	Yamaha - McShailer Racing	55.240	19	19	3.856	0.101	78.72
25	58		16 Michael ALLEN	Kawasaki -	55.308	10	10	3.924	0.068	78.62
26	78		17 Stuart WICKENS	Yamaha - Big Tone	55.541	9	14	4.157	0.233	78.29
27	333	C	10 Andrew HOUGHTON	Yamaha - Yamaha UK	56.155	6	12	4.771	0.614	77.43
28	68		18 Duncan GIBSON	Ducati - JHP and Realy racing	56.520	4	5	5.136	0.365	76.93
29	50		19 Dan WELFORD	Suzuki - SEG Sussex Electric Gates/ Vistec systems	56.746	8	8	5.362	0.226	76.63
30	646	C	11 Sukhminder RAI	Yamaha - Asian Sensation	57.549	4	7	6.165	0.803	75.56
31	139		20 Shane SMITH	Honda - Ridemoto.com	57.838	3	6	6.454	0.289	75.18
32	17		21 Philip BAKER	BMW - Ashford accident repair center Godfrey plastering	58.058	12	12	6.674	0.220	74.90
33	199		22 Michael FROST	Kawasaki -	59.938	5	5	8.554	1.880	72.55

Brands Hatch Indy
Circuit Length = 1.2079 miles
Start: 09:53 Flag 10:12 End: 10:13

Weather / Track : Cloudy / Dry

These results are provisional until the conclusion of any judicial and technical matters.

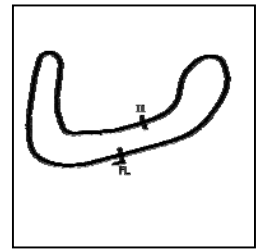
Clerk Of Course :	Timekeeper :
-------------------	--------------

Results can be found at www.tsl-timing.com

Printed - 10:16 Saturday, 09 March 2019



BMCRC - MRO Championships 2019 - Rnd 1 @ Brands Hatch Indy
Reactive Parts MRO Powerbikes inc Racebuykz.com Clubman 1000
QUALIFYING - SECTOR ANALYSIS



SECTOR 1 = FL to I1, SECTOR 2 = I1 to FL, DIFF = Difference To Personal Best Lap, P = Crossed Finish Line in Pit Lane, D = Time Disallowed

P1 47 Daryl DANCE		Yamaha - 2 brothers scaffolding				
IDEAL LAP TIME : 51.384		BEST LAP TIME : 51.384		DIFFERENCE : 0.000		
LAP	SECTOR 1	SECTOR 2	LAP TIME	MPH	DIFF	TIME OF DAY
1 -	37.414	23.643	1:01.057	71.22	9.673	09:55:36.934
2 -	35.181	22.641	57.822	75.20	6.438	09:56:34.756
3 -	34.161	22.266	56.427	77.06	5.043	09:57:31.183
4 -	34.082	21.633	55.715	78.05	4.331	09:58:26.898
5 -	32.808	21.200	54.008	80.51	2.624	09:59:20.906
6 -	32.758	21.483	54.241	80.17	2.857	10:00:15.147
7 -	33.976	20.952	54.928	79.16	3.544	10:01:10.075
8 -	33.241	22.023	55.264	78.68	3.880	10:02:05.339
9 -	33.028	21.086	54.114	80.36	2.730	10:02:59.453
10 -	32.459	22.497	54.956	79.12	3.572	10:03:54.409
11 -	33.246	20.663	53.909	80.66	2.525	10:04:48.318
12 -	31.700	20.625	52.325	83.10	0.941	10:05:40.643
13 -	31.608	20.479	52.087	83.48	0.703	10:06:32.730
14 -	34.254	IN PIT	2:08.171	P 33.92	1:16.787	10:08:40.901
15 -	OUTLAP	20.529	54.936	79.15	3.552	10:09:35.837
16 -	34.093	20.790	54.883	79.23	3.499	10:10:30.720
17 -	31.696	20.050	51.746 (3)	84.03	0.362	10:11:22.466
18 -	31.367	20.017	51.384 (1)	84.62		10:12:13.850
19 -	31.555	20.183	51.738 (2)	84.05	0.354	10:13:05.588

P2 40 Aiden PATMORE		Kawasaki - TBR Performance/NW Roofing				
IDEAL LAP TIME : 51.811		BEST LAP TIME : 51.811		DIFFERENCE : 0.000		
LAP	SECTOR 1	SECTOR 2	LAP TIME	MPH	DIFF	TIME OF DAY
1 -	OUTLAP	24.782	1:14.299	58.52	22.488	09:57:18.884
2 -	35.945	23.362	59.307	73.32	7.496	09:58:18.191
3 -	34.372	22.514	56.886	76.44	5.075	09:59:15.077
4 -	33.601	21.926	55.527	78.31	3.716	10:00:10.604
5 -	34.022	21.558	55.580	78.24	3.769	10:01:06.184
6 -	32.889	20.869	53.758	80.89	1.947	10:01:59.942
7 -	34.727	21.901	56.628	76.79	4.817	10:02:56.570
8 -	33.799	20.943	54.742	79.43	2.931	10:03:51.312
9 -	31.904	20.761	52.665	82.57	0.854	10:04:43.977
10 -	31.881	20.525	52.406 (3)	82.97	0.595	10:05:36.383
11 -	31.381	20.430	51.811 (1)	83.93		10:06:28.194
12 -	31.906	21.284	53.190	81.75	1.379	10:07:21.384
13 -	39.668	27.840	1:07.508	64.41	15.697	10:08:28.892
14 -	31.527	20.833	52.360 (2)	83.05	0.549	10:09:21.252

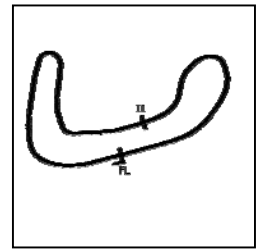
P3 76 Jason BYARD		Suzuki - May Construction				
IDEAL LAP TIME : 51.748		BEST LAP TIME : 52.022		DIFFERENCE : 0.274		
LAP	SECTOR 1	SECTOR 2	LAP TIME	MPH	DIFF	TIME OF DAY
1 -	OUTLAP	23.486	1:03.852	68.10	11.830	10:03:54.307
2 -	34.298	21.574	55.872	77.83	3.850	10:04:50.179
3 -	33.086	20.994	54.080	80.41	2.058	10:05:44.259
4 -	32.029	20.818	52.847	82.28	0.825	10:06:37.106
5 -	31.501	21.050	52.551 (3)	82.75	0.529	10:07:29.657
6 -	31.748	20.483	52.231 (2)	83.25	0.209	10:08:21.888
7 -	31.265	20.757	52.022 (1)	83.59		10:09:13.910

P4 272 C Daniel JOHNSON		BMW -				
IDEAL LAP TIME : 51.842		BEST LAP TIME : 52.071		DIFFERENCE : 0.229		
LAP	SECTOR 1	SECTOR 2	LAP TIME	MPH	DIFF	TIME OF DAY
1 -	37.427	22.612	1:00.039	72.42	7.968	09:55:12.961
2 -	34.043	21.557	55.600	78.21	3.529	09:56:08.561
3 -	33.571	21.587	55.158	78.83	3.087	09:57:03.719
4 -	33.499	21.600	55.099	78.92	3.028	09:57:58.818
5 -	32.807	21.152	53.959	80.59	1.888	09:58:52.777

Weather / Track : Cloudy / Dry

Brands Hatch Indy
 Circuit Length = 1.2079 miles
 Start: 09:53 Flag 10:12 End: 10:13

BMCRC - MRO Championships 2019 - Rnd 1 @ Brands Hatch Indy
Reactive Parts MRO Powerbikes inc Racebuykz.com Clubman 1000
QUALIFYING - SECTOR ANALYSIS



SECTOR 1 = FL to I1, SECTOR 2 = I1 to FL, DIFF = Difference To Personal Best Lap, P = Crossed Finish Line in Pit Lane, D = Time Disallowed

6 -	32.643	20.868	53.511	81.26	1.440	09:59:46.288
7 -	32.428	20.938	53.366	81.48	1.295	10:00:39.654
8 -	32.953	20.973	53.926	80.64	1.855	10:01:33.580
9 -	32.275	21.261	53.536	81.22	1.465	10:02:27.116
10 -	32.381	21.015	53.396	81.44	1.325	10:03:20.512
11 -	31.760	21.348	53.108	81.88	1.037	10:04:13.620
12 -	32.150	21.023	53.173	81.78	1.102	10:05:06.793
13 -	31.601	20.768	52.369	83.03	0.298	10:05:59.162
14 -	32.248	21.087	53.335	81.53	1.264	10:06:52.497
15 -	32.120	20.935	53.055	81.96	0.984	10:07:45.552
16 -	31.546	20.568	52.114 (3)	83.44	0.043	10:08:37.666
17 -	31.290	21.452	52.742	82.45	0.671	10:09:30.408
18 -	31.563	20.603	52.166	83.36	0.095	10:10:22.574
19 -	31.308	20.763	52.071 (1)	83.51		10:11:14.645
20 -	31.534	20.552	52.086 (2)	83.48	0.015	10:12:06.731
21 -	32.053	21.065	53.118	81.86	1.047	10:12:59.849

P5	143	Steve PALMER	Yamaha - 4C8/Mk1 Transit racing
IDEAL LAP TIME :	52.535	BEST LAP TIME :	52.535
		DIFFERENCE :	0.000

LAP	SECTOR 1	SECTOR 2	LAP TIME	MPH	DIFF	TIME OF DAY
1 -	38.770	24.119	1:02.889	69.14	10.354	09:55:35.723
2 -	38.202	23.775	1:01.977	70.16	9.442	09:56:37.700
3 -	34.175	22.517	56.692	76.70	4.157	09:57:34.392
4 -	32.984	21.245	54.229 (3)	80.18	1.694	09:58:28.621
5 -	40.060	23.019	1:03.079	68.93	10.544	09:59:31.700
6 -	34.731	23.689	58.420	74.43	5.885	10:00:30.120
7 -	32.679	21.229	53.908 (2)	80.66	1.373	10:01:24.028
8 -	31.814	20.721	52.535 (1)	82.77		10:02:16.563

P6	60	Peter BAKER	Kawasaki - Dodfrey Engineering
IDEAL LAP TIME :	52.310	BEST LAP TIME :	52.659
		DIFFERENCE :	0.349

LAP	SECTOR 1	SECTOR 2	LAP TIME	MPH	DIFF	TIME OF DAY
1 -	36.354	23.310	59.664	72.88	7.005	09:55:08.319
2 -	33.536	22.547	56.083	77.53	3.424	09:56:04.402
3 -	32.733	21.636	54.369	79.98	1.710	09:56:58.771
4 -	33.172	22.247	55.419	78.46	2.760	09:57:54.190
5 -	32.561	21.525	54.086	80.40	1.427	09:58:48.276
6 -	32.967	21.254	54.221	80.20	1.562	09:59:42.497
7 -	32.524	22.754	55.278	78.66	2.619	10:00:37.775
8 -	32.473	22.635	55.108	78.91	2.449	10:01:32.883
9 -	31.840	20.838	52.678 (2)	82.55	0.019	10:02:25.561
10 -	31.542	21.326	52.868	82.25	0.209	10:03:18.429
11 -	32.105	20.807	52.912	82.18	0.253	10:04:11.341
12 -	31.668	21.089	52.757	82.42	0.098	10:05:04.098
13 -	31.834	21.056	52.890	82.21	0.231	10:05:56.988
14 -	31.997	21.037	53.034	81.99	0.375	10:06:50.022
15 -	31.542	21.648	53.190	81.75	0.531	10:07:43.212
16 -	32.033	20.925	52.958	82.11	0.299	10:08:36.170
17 -	31.879	20.850	52.729 (3)	82.47	0.070	10:09:28.899
18 -	31.891	20.768	52.659 (1)	82.58		10:10:21.558

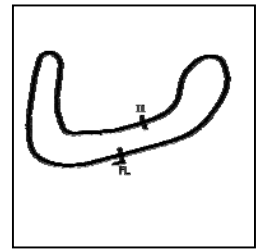
P7	16 C	Glenn WALSH	BMW - GW ELECTRICAL
IDEAL LAP TIME :	52.619	BEST LAP TIME :	52.710
		DIFFERENCE :	0.091

LAP	SECTOR 1	SECTOR 2	LAP TIME	MPH	DIFF	TIME OF DAY
1 -	35.637	23.179	58.816	73.93	6.106	09:55:01.522
2 -	33.537	22.068	55.605	78.20	2.895	09:55:57.127
3 -	33.168	22.425	55.593	78.22	2.883	09:56:52.720
4 -	33.707	21.875	55.582	78.23	2.872	09:57:48.302
5 -	33.096	21.582	54.678	79.53	1.968	09:58:42.980
6 -	36.578	23.009	59.587	72.97	6.877	09:59:42.567
7 -	33.090	23.727	56.817	76.53	4.107	10:00:39.384
8 -	37.648	22.840	1:00.488	71.89	7.778	10:01:39.872

Weather / Track : Cloudy / Dry

Brands Hatch Indy
 Circuit Length = 1.2079 miles
 Start: 09:53 Flag 10:12 End: 10:13

BMCRC - MRO Championships 2019 - Rnd 1 @ Brands Hatch Indy
Reactive Parts MRO Powerbikes inc Racebuykz.com Clubman 1000
QUALIFYING - SECTOR ANALYSIS



SECTOR 1 = FL to I1, SECTOR 2 = I1 to FL, DIFF = Difference To Personal Best Lap, P = Crossed Finish Line in Pit Lane, D = Time Disallowed

9 -	32.890	22.577	55.467	78.39	2.757	10:02:35.339
10 -	32.930	21.283	54.213	80.21	1.503	10:03:29.552
11 -	36.271	22.972	59.243	73.40	6.533	10:04:28.795
12 -	37.358	IN PIT	3:12.938	P 22.53	2:20.228	10:07:41.733
13 -	OUTLAP	21.684	1:00.252	72.17	7.542	10:08:41.985
14 -	31.883	21.344	53.227	81.69	0.517	10:09:35.212
15 -	31.950	20.829	52.779 (2)	82.39	0.069	10:10:27.991
16 -	31.962	21.076	53.038 (3)	81.99	0.328	10:11:21.029
17 -	31.974	20.736	52.710 (1)	82.50		10:12:13.739

P8 29 C		Mark BRIDGER		Yamaha -			
IDEAL LAP TIME : 53.181		BEST LAP TIME : 53.114		DIFFERENCE : -0.067			
LAP	SECTOR 1	SECTOR 2	LAP TIME	MPH	DIFF	TIME OF DAY	
1 -	OUTLAP	22.903	1:02.133	69.98	9.019	09:58:41.929	
2 -	34.161	21.768	55.929	77.75	2.815	09:59:37.858	
3 -	33.835	21.519	55.354	78.55	2.240	10:00:33.212	
4 -	32.507	20.990	53.497 (3)	81.28	0.383	10:01:26.709	
5 -			53.114 (1)	81.87		10:02:19.823	
6 -	32.191	21.239	53.430 (2)	81.38	0.316	10:03:13.253	
7 -	32.420	IN PIT	1:39.078	P 43.89	45.964	10:04:52.331	

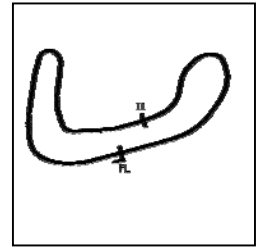
P9 277		Adrian AVERRE		Yamaha - Ryders Alley Racing			
IDEAL LAP TIME : 53.096		BEST LAP TIME : 53.171		DIFFERENCE : 0.075			
LAP	SECTOR 1	SECTOR 2	LAP TIME	MPH	DIFF	TIME OF DAY	
1 -	37.773	25.079	1:02.852	69.18	9.681	09:55:30.269	
2 -	34.459	22.908	57.367	75.80	4.196	09:56:27.636	
3 -	33.996	22.118	56.114	77.49	2.943	09:57:23.750	
4 -	33.198	21.713	54.911	79.19	1.740	09:58:18.661	
5 -	34.222	22.317	56.539	76.91	3.368	09:59:15.200	
6 -	33.622	21.894	55.516	78.33	2.345	10:00:10.716	
7 -	32.966	21.744	54.710	79.48	1.539	10:01:05.426	
8 -	32.847	21.457	54.304	80.07	1.133	10:01:59.730	
9 -	34.556	22.049	56.605	76.82	3.434	10:02:56.335	
10 -	34.092	21.507	55.599	78.21	2.428	10:03:51.934	
11 -	33.403	21.276	54.679	79.52	1.508	10:04:46.613	
12 -	32.540	21.420	53.960	80.58	0.789	10:05:40.573	
13 -	32.393	20.778	53.171 (1)	81.78		10:06:33.744	
14 -	33.509	22.304	55.813	77.91	2.642	10:07:29.557	
15 -	33.244	21.377	54.621	79.61	1.450	10:08:24.178	
16 -	32.557	21.256	53.813 (3)	80.80	0.642	10:09:17.991	
17 -	32.318	21.194	53.512 (2)	81.26	0.341	10:10:11.503	
18 -	32.907	21.531	54.438	79.88	1.267	10:11:05.941	
19 -	32.712	21.650	54.362	79.99	1.191	10:12:00.303	
20 -	33.636	21.580	55.216	78.75	2.045	10:12:55.519	

P10 71		Tom NORTON		Suzuki - Mike Newman Haulage			
IDEAL LAP TIME : 53.177		BEST LAP TIME : 53.304		DIFFERENCE : 0.127			
LAP	SECTOR 1	SECTOR 2	LAP TIME	MPH	DIFF	TIME OF DAY	
1 -	38.227	23.304	1:01.531	70.67	8.227	09:55:35.121	
2 -	35.245	23.147	58.392	74.47	5.088	09:56:33.513	
3 -	34.159	21.594	55.753	77.99	2.449	09:57:29.266	
4 -	33.598	22.218	55.816	77.90	2.512	09:58:25.082	
5 -	33.154	21.201	54.355	80.00	1.051	09:59:19.437	
6 -	34.046	21.520	55.566	78.26	2.262	10:00:15.003	
7 -	33.523	21.113	54.636	79.59	1.332	10:01:09.639	
8 -	33.428	22.250	55.678	78.10	2.374	10:02:05.317	
9 -	32.782	21.331	54.113 (3)	80.36	0.809	10:02:59.430	
10 -	33.091	22.398	55.489	78.36	2.185	10:03:54.919	
11 -	34.047	21.353	55.400	78.49	2.096	10:04:50.319	
12 -	32.342	20.962	53.304 (1)	81.58		10:05:43.623	
13 -	32.215	21.313	53.528 (2)	81.23	0.224	10:06:37.151	
14 -	38.799	21.373	1:00.172	72.26	6.868	10:07:37.323	

Weather / Track : Cloudy / Dry

Brands Hatch Indy
 Circuit Length = 1.2079 miles
 Start: 09:53 Flag 10:12 End: 10:13

BMCRC - MRO Championships 2019 - Rnd 1 @ Brands Hatch Indy
Reactive Parts MRO Powerbikes inc Racebuykz.com Clubman 1000
QUALIFYING - SECTOR ANALYSIS



SECTOR 1 = FL to I1, SECTOR 2 = I1 to FL, DIFF = Difference To Personal Best Lap, P = Crossed Finish Line in Pit Lane, D = Time Disallowed

P11 35 C		Robert CRESSWELL		Kawasaki - ODDJOBROB Racing			
IDEAL LAP TIME : 53.357		BEST LAP TIME : 53.357		DIFFERENCE : 0.000			
LAP	SECTOR 1	SECTOR 2	LAP TIME	MPH	DIFF	TIME OF DAY	
1 -	35.555	23.395	58.950	73.76	5.593	09:55:08.459	
2 -	33.684	22.403	56.087	77.53	2.730	09:56:04.546	
3 -	32.950	21.402	54.352	80.00	0.995	09:56:58.898	
4 -	33.652	22.751	56.403	77.09	3.046	09:57:55.301	
5 -	32.661	21.416	54.077 (3)	80.41	0.720	09:58:49.378	
6 -	32.910	21.863	54.773	79.39	1.416	09:59:44.151	
7 -	33.173	21.307	54.480	79.82	1.123	10:00:38.631	
8 -	32.800	21.949	54.749	79.42	1.392	10:01:33.380	
9 -	32.314	21.043	53.357 (1)	81.50		10:02:26.737	
10 -	32.549	21.175	53.724 (2)	80.94	0.367	10:03:20.461	

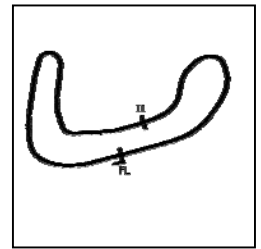
P12 175 C		Mark KENDLE		Kawasaki - LIMAR OILTOOLS			
IDEAL LAP TIME : 53.389		BEST LAP TIME : 53.453		DIFFERENCE : 0.064			
LAP	SECTOR 1	SECTOR 2	LAP TIME	MPH	DIFF	TIME OF DAY	
1 -	38.723	23.969	1:02.692	69.36	9.239	09:55:30.976	
2 -	36.488	23.221	59.709	72.82	6.256	09:56:30.685	
3 -	35.044	22.673	57.717	75.34	4.264	09:57:28.402	
4 -	34.196	21.448	55.644	78.15	2.191	09:58:24.046	
5 -	33.397	21.501	54.898	79.21	1.445	09:59:18.944	
6 -	34.028	21.717	55.745	78.00	2.292	10:00:14.689	
7 -	33.450	21.179	54.629	79.60	1.176	10:01:09.318	
8 -	33.501	21.261	54.762	79.40	1.309	10:02:04.080	
9 -	33.038	22.439	55.477	78.38	2.024	10:02:59.557	
10 -	33.608	21.985	55.593	78.22	2.140	10:03:55.150	
11 -	35.547	21.733	57.280	75.91	3.827	10:04:52.430	
12 -	33.411	21.352	54.763	79.40	1.310	10:05:47.193	
13 -	33.078	21.383	54.461	79.84	1.008	10:06:41.654	
14 -	33.597	21.117	54.714	79.47	1.261	10:07:36.368	
15 -	33.262	21.345	54.607	79.63	1.154	10:08:30.975	
16 -	33.064	21.330	54.394 (3)	79.94	0.941	10:09:25.369	
17 -	33.429	21.289	54.718	79.47	1.265	10:10:20.087	
18 -	32.699	20.871	53.570 (2)	81.17	0.117	10:11:13.657	
19 -	32.763	20.690	53.453 (1)	81.35		10:12:07.110	

P13 91		Lee Jon DEVONPORT		Yamaha - class one truck repairs ltd			
IDEAL LAP TIME : 53.616		BEST LAP TIME : 53.741		DIFFERENCE : 0.125			
LAP	SECTOR 1	SECTOR 2	LAP TIME	MPH	DIFF	TIME OF DAY	
1 -	38.924	25.532	1:04.456	67.46	10.715	09:55:39.207	
2 -	37.691	24.441	1:02.132	69.98	8.391	09:56:41.339	
3 -	36.042	22.751	58.793	73.96	5.052	09:57:40.132	
4 -	34.488	22.125	56.613	76.81	2.872	09:58:36.745	
5 -	35.433	22.699	58.132	74.80	4.391	09:59:34.877	
6 -	35.595	22.629	58.224	74.68	4.483	10:00:33.101	
7 -	33.566	21.526	55.092	78.93	1.351	10:01:28.193	
8 -	32.873	21.906	54.779	79.38	1.038	10:02:22.972	
9 -	33.780	22.058	55.838	77.87	2.097	10:03:18.810	
10 -	33.275	21.937	55.212	78.76	1.471	10:04:14.022	
11 -	34.356	21.826	56.182	77.40	2.441	10:05:10.204	
12 -	34.057	21.813	55.870	77.83	2.129	10:06:06.074	
13 -	34.512	22.296	56.808	76.54	3.067	10:07:02.882	
14 -	34.450	22.489	56.939	76.37	3.198	10:07:59.821	
15 -	33.582	21.877	55.459	78.41	1.718	10:08:55.280	
16 -	33.683	21.634	55.317	78.61	1.576	10:09:50.597	
17 -	33.138	21.609	54.747 (3)	79.43	1.006	10:10:45.344	
18 -	33.262	21.114	54.376 (2)	79.97	0.635	10:11:39.720	
19 -	32.502	21.239	53.741 (1)	80.91		10:12:33.461	

Weather / Track : Cloudy / Dry

Brands Hatch Indy
 Circuit Length = 1.2079 miles
 Start: 09:53 Flag 10:12 End: 10:13

BMCRC - MRO Championships 2019 - Rnd 1 @ Brands Hatch Indy
Reactive Parts MRO Powerbikes inc Racebuykz.com Clubman 1000
QUALIFYING - SECTOR ANALYSIS



SECTOR 1 = FL to I1, SECTOR 2 = I1 to FL, DIFF = Difference To Personal Best Lap, P = Crossed Finish Line in Pit Lane, D = Time Disallowed

P14 39 C Max MORGAN			Kawasaki - MSS PERFORMANCE			
IDEAL LAP TIME : 53.902		BEST LAP TIME : 53.902	DIFFERENCE : 0.000			
LAP	SECTOR 1	SECTOR 2	LAP TIME	MPH	DIFF	TIME OF DAY
1 -	38.920	24.040	1:02.960	69.06	9.058	09:55:34.990
2 -	35.204	23.335	58.539	74.28	4.637	09:56:33.529
3 -	34.835	22.640	57.475	75.66	3.573	09:57:31.004
4 -	35.083	22.040	57.123	76.12	3.221	09:58:28.127
5 -	34.304	22.425	56.729	76.65	2.827	09:59:24.856
6 -	33.456	21.615	55.071	78.96	1.169	10:00:19.927
7 -	33.910	22.539	56.449	77.03	2.547	10:01:16.376
8 -	33.041	21.567	54.608 (3)	79.63	0.706	10:02:10.984
9 -	32.857	21.489	54.346 (2)	80.01	0.444	10:03:05.330
10 -	32.546	21.356	53.902 (1)	80.67		10:03:59.232
11 -	35.553	IN PIT	1:24.332 P	51.56	30.430	10:05:23.564

P15 72 Michael O'BRIEN			Yamaha -			
IDEAL LAP TIME : 53.986		BEST LAP TIME : 53.986	DIFFERENCE : 0.000			
LAP	SECTOR 1	SECTOR 2	LAP TIME	MPH	DIFF	TIME OF DAY
1 -	36.844	23.417	1:00.261	72.16	6.275	09:55:09.478
2 -	35.061	22.879	57.940	75.05	3.954	09:56:07.418
3 -	34.089	22.122	56.211	77.36	2.225	09:57:03.629
4 -	33.316	21.917	55.233	78.73	1.247	09:57:58.862
5 -	33.910	21.898	55.808	77.92	1.822	09:58:54.670
6 -	33.281	21.939	55.220	78.75	1.234	09:59:49.890
7 -	33.340	21.843	55.183 (3)	78.80	1.197	10:00:45.073
8 -	35.234	24.674	59.908	72.58	5.922	10:01:44.981
9 -	32.816	21.764	54.580 (2)	79.67	0.594	10:02:39.561
10 -	37.343	22.688	1:00.031	72.43	6.045	10:03:39.592
11 -	32.453	21.533	53.986 (1)	80.55		10:04:33.578

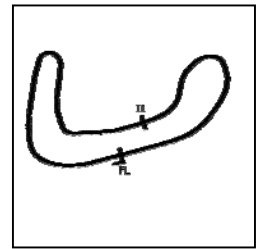
P16 114 C Ricky MARTIN			Honda - T.B.R Performance			
IDEAL LAP TIME : 54.327		BEST LAP TIME : 54.474	DIFFERENCE : 0.147			
LAP	SECTOR 1	SECTOR 2	LAP TIME	MPH	DIFF	TIME OF DAY
1 -	41.267	25.886	1:07.153	64.75	12.679	09:55:39.037
2 -	37.620	24.402	1:02.022	70.11	7.548	09:56:41.059
3 -	36.429	23.521	59.950	72.53	5.476	09:57:41.009
4 -	35.402	23.154	58.556	74.26	4.082	09:58:39.565
5 -	35.438	23.184	58.622	74.18	4.148	09:59:38.187
6 -	36.364	23.615	59.979	72.50	5.505	10:00:38.166
7 -	34.635	22.415	57.050	76.22	2.576	10:01:35.216
8 -	33.819	21.880	55.699	78.07	1.225	10:02:30.915
9 -	34.092	23.006	57.098	76.16	2.624	10:03:28.013
10 -	33.575	21.869	55.444 (3)	78.43	0.970	10:04:23.457
11 -	33.334	21.462	54.796 (2)	79.35	0.322	10:05:18.253
12 -	32.865	21.609	54.474 (1)	79.82		10:06:12.727
13 -	40.547	IN PIT	2:42.198 P	26.81	1:47.724	10:08:54.925

P17 74 C Andrew BURKE			Yamaha - Gasoline Alley Speedshop/Jake Packham			
IDEAL LAP TIME : 54.496		BEST LAP TIME : 54.777	DIFFERENCE : 0.281			
LAP	SECTOR 1	SECTOR 2	LAP TIME	MPH	DIFF	TIME OF DAY
1 -	37.353	23.345	1:00.698	71.64	5.921	09:55:12.754
2 -	35.651	23.098	58.749	74.02	3.972	09:56:11.503
3 -	35.676	23.511	59.187	73.47	4.410	09:57:10.690
4 -	35.686	23.169	58.855	73.88	4.078	09:58:09.545
5 -	35.694	22.673	58.367	74.50	3.590	09:59:07.912
6 -	34.715	22.627	57.342	75.83	2.565	10:00:05.254
7 -	34.763	22.436	57.199	76.02	2.422	10:01:02.453
8 -	34.768	22.556	57.324	75.86	2.547	10:01:59.777
9 -	34.289	22.604	56.893	76.43	2.116	10:02:56.670
10 -	34.717	23.288	58.005	74.96	3.228	10:03:54.675

Weather / Track : Cloudy / Dry

Brands Hatch Indy
 Circuit Length = 1.2079 miles
 Start: 09:53 Flag 10:12 End: 10:13

BMCRC - MRO Championships 2019 - Rnd 1 @ Brands Hatch Indy
Reactive Parts MRO Powerbikes inc Racebuykz.com Clubman 1000
QUALIFYING - SECTOR ANALYSIS



SECTOR 1 = FL to I1, SECTOR 2 = I1 to FL, DIFF = Difference To Personal Best Lap, P = Crossed Finish Line in Pit Lane, D = Time Disallowed

11 -	36.122	22.404	58.526	74.30	3.749	10:04:53.201
12 -	33.503	21.771	55.274 (3)	78.67	0.497	10:05:48.475
13 -	33.573	21.792	55.365	78.54	0.588	10:06:43.840
14 -	33.524	21.881	55.405	78.48	0.628	10:07:39.245
15 -	33.646	22.042	55.688	78.08	0.911	10:08:34.933
16 -	33.754	21.672	55.426	78.45	0.649	10:09:30.359
17 -	33.332	22.037	55.369	78.53	0.592	10:10:25.728
18 -	33.639	21.708	55.347	78.56	0.570	10:11:21.075
19 -	33.442	21.335	54.777 (1)	79.38		10:12:15.852
20 -	33.161	21.846	55.007 (2)	79.05	0.230	10:13:10.859

P18 83 C Jason SIGGS			Yamaha - J Siggs Construction			
IDEAL LAP TIME : 54.798		BEST LAP TIME : 54.798	DIFFERENCE : 0.000			
LAP	SECTOR 1	SECTOR 2	LAP TIME	MPH	DIFF	TIME OF DAY
1 -	39.164	24.868	1:04.032	67.91	9.234	09:55:21.130
2 -	36.517	23.550	1:00.067	72.39	5.269	09:56:21.197
3 -	35.534	22.870	58.404	74.45	3.606	09:57:19.601
4 -	35.828	23.296	59.124	73.55	4.326	09:58:18.725
5 -	34.972	22.375	57.347	75.82	2.549	09:59:16.072
6 -	34.216	22.076	56.292	77.25	1.494	10:00:12.364
7 -	34.286	21.973	56.259	77.29	1.461	10:01:08.623
8 -	34.328	22.217	56.545	76.90	1.747	10:02:05.168
9 -	34.263	21.661	55.924	77.75	1.126	10:03:01.092
10 -	34.839	22.400	57.239	75.97	2.441	10:03:58.331
11 -	34.646	21.788	56.434	77.05	1.636	10:04:54.765
12 -	33.856	21.699	55.555 (3)	78.27	0.757	10:05:50.320
13 -	33.582	22.685	56.267	77.28	1.469	10:06:46.587
14 -	34.474	22.021	56.495	76.97	1.697	10:07:43.082
15 -	34.218	21.867	56.085	77.53	1.287	10:08:39.167
16 -	34.388	22.500	56.888	76.44	2.090	10:09:36.055
17 -	34.296	21.650	55.946	77.72	1.148	10:10:32.001
18 -	33.754	21.977	55.731	78.02	0.933	10:11:27.732
19 -	33.322	21.476	54.798 (1)	79.35		10:12:22.530
20 -	33.498	21.820	55.318 (2)	78.61	0.520	10:13:17.848

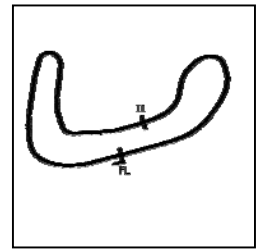
P19 8 John COUGHLAN			Aprilia - BIKERSWORLD			
IDEAL LAP TIME :		BEST LAP TIME : 54.858	DIFFERENCE :			
LAP	SECTOR 1	SECTOR 2	LAP TIME	MPH	DIFF	TIME OF DAY
1 -			1:00.514	71.86	5.656	09:55:08.097
2 -			57.043	76.23	2.185	09:56:05.140
3 -			55.615	78.19	0.757	09:57:00.755
4 -			55.102 (3)	78.91	0.244	09:57:55.857
5 -			56.501	76.96	1.643	09:58:52.358
6 -			54.858 (1)	79.27		09:59:47.216
7 -			55.140	78.86	0.282	10:00:42.356
8 -			55.589	78.22	0.731	10:01:37.945
9 -			57.791	75.24	2.933	10:02:35.736
10 -			55.071 (2)	78.96	0.213	10:03:30.807
11 -			55.862	77.84	1.004	10:04:26.669
12 -			56.461	77.01	1.603	10:05:23.130
13 -			55.416	78.47	0.558	10:06:18.546

P20 24 Alan SMITH			Kawasaki - Orwells Mcs			
IDEAL LAP TIME : 54.663		BEST LAP TIME : 54.903	DIFFERENCE : 0.240			
LAP	SECTOR 1	SECTOR 2	LAP TIME	MPH	DIFF	TIME OF DAY
1 -	37.110	23.001	1:00.111	72.34	5.208	09:55:09.566
2 -	35.754	22.320	58.074	74.88	3.171	09:56:07.640
3 -	34.553	22.126	56.679	76.72	1.776	09:57:04.319
4 -	33.873	21.482	55.355 (3)	78.55	0.452	09:57:59.674
5 -	33.754	21.818	55.572	78.25	0.669	09:58:55.246
6 -	33.592	21.584	55.176 (2)	78.81	0.273	09:59:50.422
7 -	33.680	21.714	55.394	78.50	0.491	10:00:45.816

Weather / Track : Cloudy / Dry

Brands Hatch Indy
 Circuit Length = 1.2079 miles
 Start: 09:53 Flag 10:12 End: 10:13

BMCRC - MRO Championships 2019 - Rnd 1 @ Brands Hatch Indy
Reactive Parts MRO Powerbikes inc Racebuykz.com Clubman 1000
QUALIFYING - SECTOR ANALYSIS



SECTOR 1 = FL to I1, SECTOR 2 = I1 to FL, DIFF = Difference To Personal Best Lap, P = Crossed Finish Line in Pit Lane, D = Time Disallowed

8 - 33.668 21.922 55.590 78.22 0.687 10:01:41.406
9 - 33.181 21.722 54.903 (1) 79.20 10:02:36.309

P21 15		Mariusz SIEMIENIUK-JUZWIUK		BMW - BELMONT AUTO SERVICE		
IDEAL LAP TIME : 54.915		BEST LAP TIME : 54.915		DIFFERENCE : 0.000		
LAP	SECTOR 1	SECTOR 2	LAP TIME	MPH	DIFF	TIME OF DAY
1 -	41.686	25.547	1:07.233	64.67	12.318	09:55:43.071
2 -	38.640	24.274	1:02.914	69.11	7.999	09:56:45.985
3 -	37.438	23.399	1:00.837	71.47	5.922	09:57:46.822
4 -	36.446	22.681	59.127	73.54	4.212	09:58:45.949
5 -	36.002	21.881	57.883	75.12	2.968	09:59:43.832
6 -	34.961	21.657	56.618	76.80	1.703	10:00:40.450
7 -	33.983	22.572	56.555	76.89	1.640	10:01:37.005
8 -	33.964	21.547	55.511 (3)	78.33	0.596	10:02:32.516
9 -	34.164	21.835	55.999	77.65	1.084	10:03:28.515
10 -	34.795	22.020	56.815	76.53	1.900	10:04:25.330
11 -	34.748	22.821	57.569	75.53	2.654	10:05:22.899
12 -	35.127	22.155	57.282	75.91	2.367	10:06:20.181
13 -	34.404	23.132	57.536	75.58	2.621	10:07:17.717
14 -	35.093	22.578	57.671	75.40	2.756	10:08:15.388
15 -	34.676	22.513	57.189	76.03	2.274	10:09:12.577
16 -	35.172	22.256	57.428	75.72	2.513	10:10:10.005
17 -	34.095	21.771	55.866	77.83	0.951	10:11:05.871
18 -	33.846	21.497	55.343 (2)	78.57	0.428	10:12:01.214
19 -	33.488	21.427	54.915 (1)	79.18		10:12:56.129

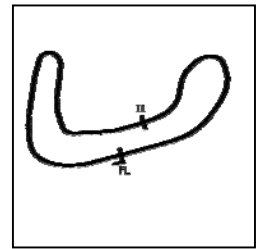
P22 12		David COMBRINCK		Kawasaki -		
IDEAL LAP TIME : 54.986		BEST LAP TIME : 54.986		DIFFERENCE : 0.000		
LAP	SECTOR 1	SECTOR 2	LAP TIME	MPH	DIFF	TIME OF DAY
1 -	42.874	26.457	1:09.331	62.72	14.345	09:55:48.601
2 -	39.788	25.008	1:04.796	67.11	9.810	09:56:53.397
3 -	37.922	24.796	1:02.718	69.33	7.732	09:57:56.115
4 -	37.711	24.227	1:01.938	70.20	6.952	09:58:58.053
5 -	36.780	24.264	1:01.044	71.23	6.058	09:59:59.097
6 -	36.370	23.901	1:00.271	72.15	5.285	10:00:59.368
7 -	36.452	23.528	59.980	72.50	4.994	10:01:59.348
8 -	36.324	23.551	59.875	72.62	4.889	10:02:59.223
9 -	35.974	22.999	58.973	73.73	3.987	10:03:58.196
10 -	36.142	22.864	59.006	73.69	4.020	10:04:57.202
11 -	34.861	22.769	57.630	75.45	2.644	10:05:54.832
12 -	34.972	22.566	57.538	75.57	2.552	10:06:52.370
13 -	34.712	22.378	57.090	76.17	2.104	10:07:49.460
14 -	33.853	22.175	56.028 (3)	77.61	1.042	10:08:45.488
15 -	33.981	22.085	56.066	77.56	1.080	10:09:41.554
16 -	34.037	21.889	55.926 (2)	77.75	0.940	10:10:37.480
17 -	33.410	21.576	54.986 (1)	79.08		10:11:32.466

P23 98		Rick DICKINSON		BMW - MotorcycleRaceParts.co.uk.co.uk		
IDEAL LAP TIME : 55.139		BEST LAP TIME : 55.139		DIFFERENCE : 0.000		
LAP	SECTOR 1	SECTOR 2	LAP TIME	MPH	DIFF	TIME OF DAY
1 -	37.745	23.120	1:00.865	71.44	5.726	09:55:32.385
2 -	35.864	23.048	58.912	73.81	3.773	09:56:31.297
3 -	35.489	23.728	59.217	73.43	4.078	09:57:30.514
4 -	35.098	22.107	57.205	76.01	2.066	09:58:27.719
5 -	35.037	22.426	57.463	75.67	2.324	09:59:25.182
6 -	34.741	22.773	57.514	75.60	2.375	10:00:22.696
7 -	33.701	21.700	55.401 (2)	78.49	0.262	10:01:18.097
8 -	33.607	21.532	55.139 (1)	78.86		10:02:13.236
9 -	34.028	21.636	55.664 (3)	78.12	0.525	10:03:08.900

Weather / Track : Cloudy / Dry

Brands Hatch Indy
 Circuit Length = 1.2079 miles
 Start: 09:53 Flag 10:12 End: 10:13

BMCRC - MRO Championships 2019 - Rnd 1 @ Brands Hatch Indy
Reactive Parts MRO Powerbikes inc Racebuykz.com Clubman 1000
QUALIFYING - SECTOR ANALYSIS



SECTOR 1 = FL to I1, SECTOR 2 = I1 to FL, DIFF = Difference To Personal Best Lap, P = Crossed Finish Line in Pit Lane, D = Time Disallowed

P24 6		Dan SHAILER		Yamaha - McShailer Racing		
IDEAL LAP TIME : 55.240		BEST LAP TIME : 55.240		DIFFERENCE : 0.000		
LAP	SECTOR 1	SECTOR 2	LAP TIME	MPH	DIFF	TIME OF DAY
1 -			1:05.190	66.70	9.950	09:55:38.821
2 -			1:01.129	71.13	5.889	09:56:39.950
3 -			59.851	72.65	4.611	09:57:39.801
4 -	36.237	22.911	59.148	73.52	3.908	09:58:38.949
5 -	35.616	23.167	58.783	73.97	3.543	09:59:37.732
6 -			59.908	72.58	4.668	10:00:37.640
7 -	36.289	23.123	59.412	73.19	4.172	10:01:37.052
8 -			58.469	74.37	3.229	10:02:35.521
9 -	35.038	22.482	57.520	75.60	2.280	10:03:33.041
10 -	34.636	22.507	57.143	76.10	1.903	10:04:30.184
11 -	34.711	22.347	57.058	76.21	1.818	10:05:27.242
12 -			56.990	76.30	1.750	10:06:24.232
13 -			56.578	76.86	1.338	10:07:20.810
14 -	33.963	21.972	55.935	77.74	0.695	10:08:16.745
15 -	33.792	22.343	56.135	77.46	0.895	10:09:12.880
16 -	34.372	21.958	56.330	77.19	1.090	10:10:09.210
17 -			55.473 (3)	78.39	0.233	10:11:04.683
18 -	33.648	21.789	55.437 (2)	78.44	0.197	10:12:00.120
19 -	33.581	21.659	55.240 (1)	78.72		10:12:55.360

P25 58		Michael ALLEN		Kawasaki -		
IDEAL LAP TIME : 55.178		BEST LAP TIME : 55.308		DIFFERENCE : 0.130		
LAP	SECTOR 1	SECTOR 2	LAP TIME	MPH	DIFF	TIME OF DAY
1 -	37.743	24.444	1:02.187	69.92	6.879	09:55:15.022
2 -	35.062	23.286	58.348	74.52	3.040	09:56:13.370
3 -	34.544	23.307	57.851	75.16	2.543	09:57:11.221
4 -	35.383	23.181	58.564	74.25	3.256	09:58:09.785
5 -	34.551	22.624	57.175	76.05	1.867	09:59:06.960
6 -	33.271	22.354	55.625	78.17	0.317	10:00:02.585
7 -	34.169	22.691	56.860	76.47	1.552	10:00:59.445
8 -	33.352	21.993	55.345 (2)	78.57	0.037	10:01:54.790
9 -	33.185	22.255	55.440 (3)	78.43	0.132	10:02:50.230
10 -	33.300	22.008	55.308 (1)	78.62		10:03:45.538

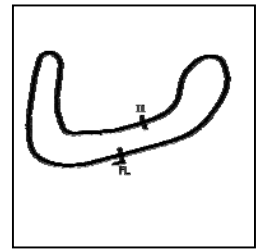
P26 78		Stuart WICKENS		Yamaha - Big Tone		
IDEAL LAP TIME : 55.304		BEST LAP TIME : 55.541		DIFFERENCE : 0.237		
LAP	SECTOR 1	SECTOR 2	LAP TIME	MPH	DIFF	TIME OF DAY
1 -	37.472	23.909	1:01.381	70.84	5.840	09:55:01.301
2 -	35.738	23.069	58.807	73.94	3.266	09:56:00.108
3 -	34.988	22.851	57.839	75.18	2.298	09:56:57.947
4 -	34.482	23.270	57.752	75.29	2.211	09:57:55.699
5 -	34.017	22.485	56.502	76.96	0.961	09:58:52.201
6 -	34.425	21.907	56.332	77.19	0.791	09:59:48.533
7 -	34.105	22.127	56.232 (3)	77.33	0.691	10:00:44.765
8 -	33.841	22.075	55.916 (2)	77.77	0.375	10:01:40.681
9 -	33.397	22.144	55.541 (1)	78.29		10:02:36.222
10 -	34.856	22.718	57.574	75.53	2.033	10:03:33.796
11 -	34.045	22.857	56.902	76.42	1.361	10:04:30.698
12 -	34.344	22.561	56.905	76.41	1.364	10:05:27.603
13 -	34.527	22.523	57.050	76.22	1.509	10:06:24.653
14 -	34.264	22.516	56.780	76.58	1.239	10:07:21.433

P27 333 C		Andrew HOUGHTON		Yamaha - Yamaha UK		
IDEAL LAP TIME : 55.971		BEST LAP TIME : 56.155		DIFFERENCE : 0.184		
LAP	SECTOR 1	SECTOR 2	LAP TIME	MPH	DIFF	TIME OF DAY
1 -	OUTLAP	25.169	1:07.509	64.41	11.354	09:55:23.968
2 -	36.756	23.866	1:00.622	71.73	4.467	09:56:24.590

Weather / Track : Cloudy / Dry

Brands Hatch Indy
 Circuit Length = 1.2079 miles
 Start: 09:53 Flag 10:12 End: 10:13

BMCRC - MRO Championships 2019 - Rnd 1 @ Brands Hatch Indy
Reactive Parts MRO Powerbikes inc Racebuykz.com Clubman 1000
QUALIFYING - SECTOR ANALYSIS



SECTOR 1 = FL to I1, SECTOR 2 = I1 to FL, DIFF = Difference To Personal Best Lap, P = Crossed Finish Line in Pit Lane, D = Time Disallowed

3 -	36.093	23.116	59.209	73.44	3.054	09:57:23.799
4 -	34.185	22.181	56.366 (3)	77.14	0.211	09:58:20.165
5 -	35.506	22.961	58.467	74.37	2.312	09:59:18.632
6 -	33.790	22.365	56.155 (1)	77.43		10:00:14.787
7 -	38.783	22.765	1:01.548	70.65	5.393	10:01:16.335
8 -	34.048	22.216	56.264 (2)	77.28	0.109	10:02:12.599
9 -	40.212	23.582	1:03.794	68.16	7.639	10:03:16.393
10 -	34.725	22.416	57.141	76.10	0.986	10:04:13.534
11 -	35.784	23.123	58.907	73.82	2.752	10:05:12.441
12 -	34.464	22.539	57.003	76.28	0.848	10:06:09.444

P28 68		Duncan GIBSON		Ducati - JHP and Realy racing			
IDEAL LAP TIME : 56.520		BEST LAP TIME : 56.520		DIFFERENCE : 0.000			
LAP	SECTOR 1	SECTOR 2	LAP TIME	MPH	DIFF	TIME OF DAY	
1 -	39.445	24.443	1:03.888	68.06	7.368	09:55:39.698	
2 -	37.137	24.366	1:01.503	70.70	4.983	09:56:41.201	
3 -	35.552	23.430	58.982 (3)	73.72	2.462	09:57:40.183	
4 -	34.271	22.249	56.520 (1)	76.93		09:58:36.703	
5 -	35.317	22.714	58.031 (2)	74.93	1.511	09:59:34.734	

P29 50		Dan WELFORD		Suzuki - SEG Sussex Electric Gates/ Vistec systems			
IDEAL LAP TIME : 56.679		BEST LAP TIME : 56.746		DIFFERENCE : 0.067			
LAP	SECTOR 1	SECTOR 2	LAP TIME	MPH	DIFF	TIME OF DAY	
1 -	39.800	24.694	1:04.494	67.42	7.748	09:55:44.102	
2 -	35.880	22.914	58.794	73.96	2.048	09:56:42.896	
3 -	35.259	23.178	58.437	74.41	1.691	09:57:41.333	
4 -	35.288	23.177	58.465	74.37	1.719	09:58:39.798	
5 -	35.176	22.887	58.063	74.89	1.317	09:59:37.861	
6 -	35.036	22.928	57.964 (3)	75.02	1.218	10:00:35.825	
7 -	34.234	23.013	57.247 (2)	75.96	0.501	10:01:33.072	
8 -	34.301	22.445	56.746 (1)	76.63		10:02:29.818	

P30 646 C		Sukhminder RAI		Yamaha - Asian Sensation			
IDEAL LAP TIME : 57.549		BEST LAP TIME : 57.549		DIFFERENCE : 0.000			
LAP	SECTOR 1	SECTOR 2	LAP TIME	MPH	DIFF	TIME OF DAY	
1 -	38.353	24.018	1:02.371	69.72	4.822	09:55:31.742	
2 -	36.263	23.164	59.427	73.17	1.878	09:56:31.169	
3 -	35.403	22.727	58.130	74.80	0.581	09:57:29.299	
4 -	34.910	22.639	57.549 (1)	75.56		09:58:26.848	
5 -	34.993	22.927	57.920 (3)	75.07	0.371	09:59:24.768	
6 -	35.077	22.743	57.820 (2)	75.20	0.271	10:00:22.588	
7 -	35.745	23.310	59.055	73.63	1.506	10:01:21.643	

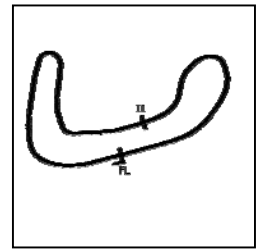
P31 139		Shane SMITH		Honda - Ridemoto.com			
IDEAL LAP TIME : 57.595		BEST LAP TIME : 57.838		DIFFERENCE : 0.243			
LAP	SECTOR 1	SECTOR 2	LAP TIME	MPH	DIFF	TIME OF DAY	
1 -	39.044	22.992	1:02.036	70.09	4.198	09:55:39.571	
2 -	36.309	22.429	58.738 (3)	74.03	0.900	09:56:38.309	
3 -	35.166	22.672	57.838 (1)	75.18		09:57:36.147	
4 -	36.266	23.535	59.801	72.71	1.963	09:58:35.948	
5 -	35.770	22.771	58.541 (2)	74.28	0.703	09:59:34.489	
6 -	35.819	23.032	58.851	73.89	1.013	10:00:33.340	

P32 17		Philip BAKER		BMW - Ashford accident repair center Godfrey plastering servic			
IDEAL LAP TIME : 58.018		BEST LAP TIME : 58.058		DIFFERENCE : 0.040			
LAP	SECTOR 1	SECTOR 2	LAP TIME	MPH	DIFF	TIME OF DAY	
1 -	38.602	23.950	1:02.552	69.51	4.494	09:55:04.243	
2 -	36.676	23.762	1:00.438	71.95	2.380	09:56:04.681	
3 -	35.754	22.765	58.519 (2)	74.31	0.461	09:57:03.200	

Weather / Track : Cloudy / Dry

Brands Hatch Indy
 Circuit Length = 1.2079 miles
 Start: 09:53 Flag 10:12 End: 10:13

BMCRC - MRO Championships 2019 - Rnd 1 @ Brands Hatch Indy
Reactive Parts MRO Powerbikes inc Racebuykz.com Clubman 1000
QUALIFYING - SECTOR ANALYSIS



SECTOR 1 = FL to I1, SECTOR 2 = I1 to FL, DIFF = Difference To Personal Best Lap, P = Crossed Finish Line in Pit Lane, D = Time Disallowed

4 -	35.823	23.089	58.912 (3)	73.81	0.854	09:58:02.112
5 -	36.251	22.834	59.085	73.59	1.027	09:59:01.197
6 -	35.851	23.153	59.004	73.70	0.946	10:00:00.201
7 -	36.678	23.660	1:00.338	72.07	2.280	10:01:00.539
8 -	36.122	23.160	59.282	73.35	1.224	10:01:59.821
9 -	36.213	23.751	59.964	72.52	1.906	10:02:59.785
10 -	35.838	23.145	58.983	73.72	0.925	10:03:58.768
11 -	36.582	23.925	1:00.507	71.86	2.449	10:04:59.275
12 -	35.289	22.769	58.058 (1)	74.90		10:05:57.333

P33 199		Michael FROST		Kawasaki -			
IDEAL LAP TIME : 59.938		BEST LAP TIME : 59.938		DIFFERENCE : 0.000			
LAP	SECTOR 1	SECTOR 2	LAP TIME	MPH	DIFF	TIME OF DAY	
1 -	41.459	25.916	1:07.375	64.54	7.437	09:55:30.761	
2 -	38.611	24.058	1:02.669	69.39	2.731	09:56:33.430	
3 -	37.368	23.986	1:01.354 (3)	70.87	1.416	09:57:34.784	
4 -	37.355	23.565	1:00.920 (2)	71.38	0.982	09:58:35.704	
5 -	37.051	22.887	59.938 (1)	72.55		09:59:35.642	

BMCRC - MRO Championships 2019 - Rnd 1 @ Brands Hatch Indy

Reactive Parts MRO Powerbikes inc Racebuykz.com Clubman 1000

QUALIFYING - BEST SECTORS

SECTOR 1			SECTOR 2			IDEAL / BEST COMPARISON						
POS	NO	NAME	TIME	NO	NAME	TIME	POS	NO	NAME	IDEAL	BEST	DIFF
									PERFECT LAP	51.282		
1	76	BYARD	31.265	47	DANCE	20.017	1	47	DANCE	51.384	51.384	0.000
2	272	JOHNSON	31.290	40	PATMORE	20.430	2	76	BYARD	51.748	52.022	0.274
3	47	DANCE	31.367	76	BYARD	20.483	3	40	PATMORE	51.811	51.811	0.000
4	40	PATMORE	31.381	272	JOHNSON	20.552	4	272	JOHNSON	51.842	52.071	0.229
5	60	BAKER	31.542	175	KENDLE	20.690	5	60	BAKER	52.310	52.659	0.349
6	143	PALMER	31.814	143	PALMER	20.721	6	143	PALMER	52.535	52.535	0.000
7	16	WALSH	31.883	16	WALSH	20.736	7	16	WALSH	52.619	52.710	0.091
8	29	BRIDGER	32.191	60	BAKER	20.768	8	277	AVERRE	53.096	53.171	0.075
9	71	NORTON	32.215	277	AVERRE	20.778	9	71	NORTON	53.177	53.304	0.127
10	35	CRESSWELL	32.314	71	NORTON	20.962	10	29	BRIDGER	53.181	53.114	-0.067
11	277	AVERRE	32.318	29	BRIDGER	20.990	11	35	CRESSWELL	53.357	53.357	0.000
12	72	O'BRIEN	32.453	35	CRESSWELL	21.043	12	175	KENDLE	53.389	53.453	0.064
13	91	DEVONPORT	32.502	91	DEVONPORT	21.114	13	91	DEVONPORT	53.616	53.741	0.125
14	39	MORGAN	32.546	74	BURKE	21.335	14	39	MORGAN	53.902	53.902	0.000
15	175	KENDLE	32.699	39	MORGAN	21.356	15	72	O'BRIEN	53.986	53.986	0.000
16	114	MARTIN	32.865	15	SIEMIENIUK-JUZWIUK	21.427	16	114	MARTIN	54.327	54.474	0.147
17	74	BURKE	33.161	114	MARTIN	21.462	17	74	BURKE	54.496	54.777	0.281
18	24	SMITH	33.181	83	SIGGS	21.476	18	24	SMITH	54.663	54.903	0.240
19	58	ALLEN	33.185	24	SMITH	21.482	19	83	SIGGS	54.798	54.798	0.000
20	83	SIGGS	33.322	98	DICKINSON	21.532	20	15	SIEMIENIUK-JUZWIU	54.915	54.915	0.000
21	78	WICKENS	33.397	72	O'BRIEN	21.533	21	12	COMBRINCK	54.986	54.986	0.000
22	12	COMBRINCK	33.410	12	COMBRINCK	21.576	22	98	DICKINSON	55.139	55.139	0.000
23	15	SIEMIENIUK-JUZWIUK	33.488	6	SHAILER	21.659	23	58	ALLEN	55.178	55.308	0.130
24	6	SHAILER	33.581	78	WICKENS	21.907	24	6	SHAILER	55.240	55.240	0.000
25	98	DICKINSON	33.607	58	ALLEN	21.993	25	78	WICKENS	55.304	55.541	0.237
26	333	HOUGHTON	33.790	333	HOUGHTON	22.181	26	333	HOUGHTON	55.971	56.155	0.184
27	50	WELFORD	34.234	68	GIBSON	22.249	27	68	GIBSON	56.520	56.520	0.000
28	68	GIBSON	34.271	139	SMITH	22.429	28	50	WELFORD	56.679	56.746	0.067
29	646	RAI	34.910	50	WELFORD	22.445	29	646	RAI	57.549	57.549	0.000
30	139	SMITH	35.166	646	RAI	22.639	30	139	SMITH	57.595	57.838	0.243
31	17	BAKER	35.253	17	BAKER	22.765	31	17	BAKER	58.018	58.058	0.040
32	199	FROST	37.051	199	FROST	22.887	32	199	FROST	59.938	59.938	0.000
33							33	8	COUGHLAN		54.858	

Weather / Track : Cloudy / Dry

Results can be found at www.tsl-timing.com

Brands Hatch Indy
Circuit Length = 1.2079 miles
Start: 09:53 Flag 10:12 End: 10:13

Printed - 10:17 Saturday, 09 March 2019

BMCRC - MRO Championships 2019 - Rnd 1 @ Brands Hatch Indy

Reactive Parts MRO Powerbikes inc Racebuykz.com Clubman 1000

RACE 4 - GRID (14 Laps)

ROW 13	39	116	Matthew WREN	38	96	Jose TOUCEDA	37	63	Nico CIPRIANO					
ROW 12	36	37	Aldo MORELLO	35	28	Kelvin HOARE	34	22	Andrew DAWSON					
ROW 11			59.938	33	199	Michael FROST	32	17	Philip BAKER	58.058	31	139	Shane SMITH	57.838
ROW 10			57.549	30	646	Sukhminder RAI	29	50	Dan WELFORD	56.746	28	68	Duncan GIBSON	56.520
ROW 9			56.155	27	333	Andrew HOUGHTON	26	78	Stuart WICKENS	55.541	25	58	Michael ALLEN	55.308
ROW 8			55.240	24	6	Dan SHAILER	23	98	Rick DICKINSON	55.139	22	12	David COMBRINCK	54.986
ROW 7			54.915	21	15	Mariusz SIEMIENIUK-JUZWIUK	20	24	Alan SMITH	54.903	19	8	John COUGHLAN	54.858
ROW 6			54.798	18	83	Jason SIGGS	17	74	Andrew BURKE	54.777	16	114	Ricky MARTIN	54.474
ROW 5			53.986	15	72	Michael O'BRIEN	14	39	Max MORGAN	53.902	13	91	Lee Jon DEVONPORT	53.741
ROW 4			53.453	12	175	Mark KENDLE	11	35	Robert CRESSWELL	53.357	10	71	Tom NORTON	53.304
ROW 3			53.171	9	277	Adrian AVERRE	8	29	Mark BRIDGER	53.114	7	16	Glenn WALSH	52.710
ROW 2			52.659	6	60	Peter BAKER	5	143	Steve PALMER	52.535	4	272	Daniel JOHNSON	52.071
ROW 1			52.022	3	76	Jason BYARD	2	40	Aiden PATMORE	51.811	1	47	Daryl DANCE	51.384
														Pole

Brands Hatch Indy
Circuit Length = 1.2079 miles

These results are provisional until the conclusion of any judicial and technical matters.

Clerk Of Course :

Timekeeper :

BMCRC - MRO Championships 2019 - Rnd 1 @ Brands Hatch Indy

Reactive Parts MRO Powerbikes inc Racebuykz.com Clubman 1000



RACE 4 - CLASSIFICATION

POS	NO	CL	PIC NAME	ENTRY	LAPS	TIME	GAP	DIFF	MPH	BEST	ON
1	72		1 Michael O'BRIEN	Yamaha -	14	11:30.699			88.14	48.017	11
2	272	C	1 Daniel JOHNSON	BMW -	14	11:33.940	3.241	3.241	87.73	48.829	14
3	40		2 Aiden PATMORE	Kawasaki - TBR Performance/NW Roofing	14	11:40.426	9.727	6.486	86.91	49.094	7
4	60		3 Peter BAKER	Kawasaki - Dodfrey Engineering	14	11:41.889	11.190	1.463	86.73	48.990	9
5	76		4 Jason BYARD	Suzuki - May Construction	14	11:42.108	11.409	0.219	86.71	48.919	14
6	47		5 Daryl DANCE	Yamaha - 2 brothers scaffolding	14	11:45.126	14.427	3.018	86.33	49.783	12
7	143		6 Steve PALMER	Yamaha - 4C8/Mk1 Transit racing	14	11:45.608	14.909	0.482	86.28	49.433	11
8	16	C	2 Glenn WALSH	BMW - GW ELECTRICAL	14	11:46.499	15.800	0.891	86.17	49.682	2
9	71		7 Tom NORTON	Suzuki - Mike Newman Haulage	14	11:53.659	22.960	7.160	85.30	49.711	14
10	91	C	3 Lee Jon DEVONPORT	Yamaha - class one truck repairs ltd	14	11:56.356	25.657	2.697	84.98	50.257	4
11	8		8 John COUGHLAN	Aprilia - BIKERSWORLD	14	11:58.684	27.985	2.328	84.71	50.242	7
12	98		9 Rick DICKINSON	BMW - MotorcycleRaceParts.co.uk.co.uk	14	11:59.954	29.255	1.270	84.56	49.677	14
13	35	C	4 Robert CRESSWELL	Kawasaki - ODDJOBROB Racing	14	12:03.612	32.913	3.658	84.13	50.836	13
14	24		10 Alan SMITH	Kawasaki - Orwells Mcs	14	12:03.862	33.163	0.250	84.10	50.647	10
15	15		11 Mariusz SIEMIENIUK-JUZWIUK	BMW - BELMONT AUTO SERVICE	14	12:10.014	39.315	6.152	83.39	51.042	12
16	12		12 David COMBRINCK	Kawasaki -	14	12:10.459	39.760	0.445	83.34	51.023	8
17	175	C	5 Mark KENDLE	Kawasaki - LiMAR OILTOOLS	14	12:15.420	44.721	4.961	82.78	51.022	14
18	6		13 Dan SHAILER	Yamaha - McShailer Racing	14	12:15.648	44.949	0.228	82.75	51.336	8
19	39	C	6 Max MORGAN	Kawasaki - MSS PERFORMANCE	14	12:15.980	45.281	0.332	82.72	51.018	9
20	17		14 Philip BAKER	BMW - Ashford accident repair center Godfrey plas	14	12:16.114	45.415	0.134	82.70	50.816	9
21	50	C	7 Dan WELFORD	Suzuki - SEG Sussex Electric Gates/ Vistec system:	14	12:16.715	46.016	0.601	82.63	51.090	9
22	277		15 Adrian AVERRE	Yamaha - Ryders Alley Racing	14	12:17.375	46.676	0.660	82.56	51.428	3
23	68		16 Duncan GIBSON	Ducati - JHP and Realy racing	14	12:17.704	47.005	0.329	82.52	51.069	14
24	74	C	8 Andrew BURKE	Yamaha - Gasoline Alley Speedshop/Jake Packharr	14	12:19.375	48.676	1.671	82.34	51.210	10
25	139		17 Shane SMITH	Honda - Ridemoto.com	14	12:19.700	49.001	0.325	82.30	51.333	10
26	333	C	9 Andrew HOUGHTON	Yamaha - Yamaha UK	13	11:32.327	1 Lap	1 Lap	81.65	51.789	8
27	83	C	10 Jason SIGGS	Yamaha - J Siggs Construction	13	11:33.540	1 Lap	1.213	81.51	51.789	9
28	646	C	11 Sukhminder RAI	Yamaha - Asian Sensation	13	11:49.265	1 Lap	15.725	79.70	52.731	11
29	199		18 Michael FROST	Kawasaki -	13	12:22.934	1 Lap	33.669	76.09	55.086	13

NOT CLASSIFIED

DNF	114	C	Ricky MARTIN	Honda - T.B.R Performance	7	6:18.405	7 Laps	6 Laps	80.44	52.155	6
DNF	116		Matthew WREN	Suzuki - TBR performance	7	6:21.720	7 Laps	3.315	79.74	52.344	7
DNF	29	C	Mark BRIDGER	Yamaha -	0						

FASTEST LAP

72			Michael O'BRIEN	Yamaha -	11	48.017			90.56 mph	145.74 kph
272	C		Daniel JOHNSON	BMW -	14	48.829			89.05 mph	143.32 kph

Class - 92.5% of Race Speed = 81.52 mph
 Class C - 92.5% of Race Speed = 81.15 mph

Brands Hatch Indy
 Circuit Length = 1.2079 miles
 Start: 12:46 Flag 12:58 End: 12:59

Weather / Track : Cloudy / Dry

These results are provisional until the conclusion of any judicial and technical matters.

Clerk Of Course :	Timekeeper :
-------------------	--------------

Results can be found at www.tsl-timing.com

Printed - 13:59 Saturday, 09 March 2019



BMCRC - MRO Championships 2019 - Rnd 1 @ Brands Hatch Indy

Reactive Parts MRO Powerbikes inc Racebuykz.com Clubman 1000

RACE 4 - LAP CHART

LAP 1 @ 12:47:41.368		
NO	BEHIND	LAP TIME

272		54.732
47	0.573	55.305
40	1.183	55.915
143	1.715	56.447
16	1.879	56.611
91	2.145	56.877
60	2.470	57.202
72	2.648	57.380
76	2.683	57.415
35	3.217	57.949
71	3.913	58.645
8	4.653	59.385
24	4.826	59.558
39	4.882	59.614
277	5.151	59.883
175	5.410	1:00.142
12	5.666	1:00.398
15	5.779	1:00.511
6	6.732	1:01.464
98	6.760	1:01.492
139	7.364	1:02.096
74	7.630	1:02.362
114	7.957	1:02.689
50	8.160	1:02.892
333	8.350	1:03.082
68	8.461	1:03.193
17	8.828	1:03.560
83	9.028	1:03.760
116	9.262	1:03.994
646	10.016	1:04.748
199	11.317	1:06.049

LAP 2 @ 12:48:30.750		
NO	BEHIND	LAP TIME

272		49.382
47	1.078	49.887
40	1.645	49.844
143	1.918	49.585
16	2.179	49.682
72	2.574	49.308
91	3.154	50.391
60	3.408	50.320
76	3.869	50.568
35	4.739	50.904
71	5.116	50.585
8	7.072	51.801
24	7.647	52.203
39	8.483	52.983
277	8.613	52.844
12	8.813	52.529
15	9.076	52.679
175	9.087	53.059
98	9.597	52.219
6	10.429	53.079
139	10.500	52.518
74	11.170	52.922
50	11.500	52.722
68	11.688	52.609
333	12.047	53.079
114	12.474	53.899
17	12.519	53.073
83	13.411	53.765

LAP 3 @ 12:49:20.156		
NO	BEHIND	LAP TIME

272		49.406
47	1.706	50.034
143	2.177	49.665
40	2.561	50.322
72	2.687	49.519
16	2.745	49.972
60	3.997	49.995
91	4.530	50.782
76	4.777	50.314
35	6.678	51.345
71	6.908	51.198
8	9.003	51.337
24	9.602	51.361
277	10.635	51.428
15	11.426	51.756
12	11.491	52.084
39	11.522	52.445
175	11.904	52.223
98	12.074	51.883
6	13.106	52.083
139	13.641	52.547
74	14.327	52.563
68	14.397	52.115
50	14.739	52.645
17	15.083	51.970
333	15.122	52.481
114	15.548	52.480
83	17.320	53.315
116	17.434	53.249
646	19.415	53.890
199	28.262	57.187

LAP 4 @ 12:50:09.221		
NO	BEHIND	LAP TIME

272		49.065
47	2.493	49.852
72	2.687	49.065
40	3.618	50.122
143	3.684	50.572
16	3.856	50.176
60	4.535	49.603
91	5.722	50.257
76	5.886	50.174
35	8.893	51.280
71	8.949	51.106
8	10.686	50.748
24	11.889	51.352
277	13.571	52.001
15	13.647	51.286
12	13.989	51.563
98	14.205	51.196
39	15.188	52.731
175	15.352	52.513
6	15.956	51.915
139	16.370	51.794
68	16.709	51.377
74	17.696	52.434
50	17.753	52.079

LAP 5 @ 12:50:58.683		
NO	BEHIND	LAP TIME

272		49.462
72	2.313	49.088
47	3.099	50.068
40	3.698	49.542
143	4.156	49.934
16	4.333	49.939
60	5.219	50.146
76	6.164	49.740
91	7.088	50.828
71	10.416	50.929
35	11.076	51.645
8	11.961	50.737
24	13.994	51.567
15	16.410	52.225
98	16.647	51.904
277	16.703	52.594
12	16.960	52.433
39	18.680	52.954
6	18.923	52.429
175	19.325	53.435
139	19.753	52.845
68	19.911	52.664
50	20.051	51.760
74	20.656	52.422
17	20.740	52.278
333	21.648	52.648
114	21.845	52.582
83	24.471	52.915
116	24.565	52.825
646	29.066	54.390
199	43.394	56.967

LAP 6 @ 12:51:48.122		
NO	BEHIND	LAP TIME

272		49.439
72	1.676	48.802
47	3.467	49.807
40	3.823	49.564
16	4.726	49.832
143	5.517	50.800
60	5.657	49.877
76	5.863	49.138
91	8.910	51.261
71	11.566	50.589
35	13.015	51.378
8	13.110	50.588
24	15.473	50.918
98	17.807	50.599
15	18.170	51.199
12	18.830	51.309
277	19.841	52.577
6	20.951	51.467
39	21.772	52.531
175	21.902	52.016

LAP 7 @ 12:52:37.299		
NO	BEHIND	LAP TIME

272		49.177
72	1.202	48.703
199	1 Lap	56.836
40	3.740	49.094
47	4.455	50.165
16	5.412	49.863
143	6.303	49.963
76	6.471	49.785
60	6.564	50.084
91	11.181	51.448
71	12.539	50.150
8	14.175	50.242
35	15.432	51.594
24	17.214	50.918
98	18.677	50.047
15	20.311	51.318
12	20.934	51.281
277	22.363	51.699
6	23.290	51.516
39	24.184	51.589
175	24.235	51.510
50	24.820	51.304
17	25.065	51.317
139	25.134	52.155
68	25.363	51.643
74	26.512	51.861
333	27.301	52.100
114	27.742	52.358
83	30.948	52.528
116	31.057	52.344
646	38.933	54.156

LAP 8 @ 12:53:26.146		
NO	BEHIND	LAP TIME

272		48.847
72	0.718	48.363
40	4.532	49.639
47	5.632	50.024
16	6.554	49.989
143	7.447	49.991
76	7.473	49.849
60	7.801	50.084
199	1 Lap	56.292
91	12.881	50.547
71	13.727	50.035
8	15.677	50.349
35	17.729	51.144
24	19.055	50.688
98	19.794	49.964
15	22.650	51.186
12	23.110	51.023

LAP 9 @ 12:54:15.367		
NO	BEHIND	LAP TIME

272		48.503
272	0.144	49.365
40	4.495	49.184
47	6.464	50.053
76	7.277	49.025
16	7.319	49.986
60	7.570	48.990
143	8.244	50.018
91	14.558	50.898
71	15.239	50.733
199	1 Lap	56.632
8	16.966	50.510
35	19.435	50.927
24	20.514	50.680
98	20.853	50.280
15	24.782	51.353
12	25.277	51.388
277	28.184	51.983
6	28.227	51.669
39	28.688	51.018
175	28.835	51.091
17	29.046	50.816
50	29.279	51.090
139	30.273	51.480
68	30.481	51.487
74	31.424	51.539
333	33.362	52.340
83	37.120	51.789
646	48.416	53.227

LAP 10 @ 12:55:03.850		
NO	BEHIND	LAP TIME

272		48.483
272	0.746	49.085
40	5.128	49.116
76	8.056	49.262
47	8.219	50.238
60	8.473	49.386
16	8.874	50.038
143	9.375	49.614
91	16.794	50.719
71	16.853	50.097
8	19.031	50.548
35	22.027	51.075
24	22.678	50.647
98	23.124	50.754
199	1 Lap	56.220
15	27.483	51.184
12	28.010	51.216

Weather / Track : Cloudy / Dry

Brands Hatch Indy

Circuit Length = 1.2079 miles

Start: 12:46 Flag 12:58 End: 12:59

BMCRC - MRO Championships 2019 - Rnd 1 @ Brands Hatch Indy

Reactive Parts MRO Powerbikes inc Racebuykz.com Clubman 1000

RACE 4 - LAP CHART

6	31.393	51.649	175	39.096	51.692	6	44.949	51.543
39	32.044	51.839	199	1 Lap	55.643	39	45.281	51.233
277	32.290	52.589	39	39.197	51.945	17	45.415	51.289
175	32.365	52.013	50	39.454	51.327	50	46.016	51.429
17	32.568	52.005	17	39.512	51.222	277	46.676	51.460
50	32.773	51.977	277	40.443	52.427	68	47.005	51.069
139	33.123	51.333	139	40.790	52.024	74	48.676	51.647
68	33.445	51.447	68	40.870	51.813	139	49.001	51.743
74	34.151	51.210	74	41.276	52.066	199	1 Lap	55.086
333	37.339	52.460	333	46.309	52.686			
83	40.583	51.946	83	48.002	51.859			

LAP 11 @ 12:55:51.867

NO	BEHIND	LAP TIME
----	--------	----------

72		48.017
272	1.676	48.947
646	1 Lap	52.976
40	6.461	49.350
60	9.628	49.172
76	9.653	49.614
47	10.049	49.847
16	10.596	49.739
143	10.791	49.433
71	18.782	49.946
91	19.566	50.789
8	21.618	50.604
35	25.230	51.220
98	25.279	50.172
24	26.148	51.487
15	31.458	51.992
12	31.647	51.654
199	1 Lap	55.602
6	35.083	51.707
39	35.494	51.467
175	35.646	51.298
277	36.258	51.985
50	36.369	51.613
17	36.532	51.981
139	37.008	51.902
68	37.299	51.871
74	37.452	51.318
333	41.865	52.543
83	44.385	51.819

LAP 13 @ 12:57:28.503

NO	BEHIND	LAP TIME
----	--------	----------

72		48.394
272	3.244	48.959
40	9.244	49.367
60	10.999	49.013
76	11.322	49.123
47	13.321	50.125
143	13.898	50.299
646	1 Lap	53.305
16	14.490	50.497
71	22.081	49.938
91	24.050	50.468
8	26.080	50.565
98	28.410	49.779
35	30.609	50.836
24	30.964	50.700
15	37.010	51.146
12	37.441	51.152
6	42.238	51.909
175	42.531	51.829
39	42.880	52.077
17	42.958	51.840
50	43.419	52.359
277	44.048	51.999
68	44.768	52.292
74	45.861	52.979
199	1 Lap	55.182
139	46.090	53.694

LAP 14 @ 12:58:17.335

NO	BEHIND	LAP TIME
----	--------	----------

72		48.832
333	1 Lap	52.545
83	1 Lap	52.065
272	3.241	48.829
40	9.727	49.315
60	11.190	49.023
76	11.409	48.919
47	14.427	49.938
143	14.909	49.843
16	15.800	50.142
646	1 Lap	53.106
71	22.960	49.711
91	25.657	50.439
8	27.985	50.737
98	29.255	49.677
35	32.913	51.136
24	33.163	51.031
15	39.315	51.137
12	39.760	51.151
175	44.721	51.022

LAP 12 @ 12:56:40.109

NO	BEHIND	LAP TIME
----	--------	----------

72		48.242
272	2.679	49.245
40	8.271	50.052
646	1 Lap	52.731
60	10.380	48.994
76	10.593	49.182
47	11.590	49.783
143	11.993	49.444
16	12.387	50.033
71	20.537	49.997
91	21.976	50.652
8	23.909	50.533
98	27.025	49.988
35	28.167	51.179
24	28.658	50.752
15	34.258	51.042
12	34.683	51.278
6	38.723	51.882

Weather / Track : Cloudy / Dry

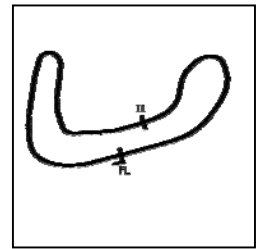
Results can be found at www.tsl-timing.com

Page 2 of 2

Brands Hatch Indy
Circuit Length = 1.2079 miles
Start: 12:46 Flag 12:58 End: 12:59

Printed - 14:00 Saturday, 09 March 2019

BMCRC - MRO Championships 2019 - Rnd 1 @ Brands Hatch Indy
Reactive Parts MRO Powerbikes inc Racebuykz.com Clubman 1000
RACE 4 - SECTOR ANALYSIS



SECTOR 1 = FL to I1, SECTOR 2 = I1 to FL, DIFF = Difference To Personal Best Lap, P = Crossed Finish Line in Pit Lane, D = Time Disallowed

P1 72 Michael O'BRIEN		Yamaha -				
IDEAL LAP TIME : 48.001		BEST LAP TIME : 48.017		DIFFERENCE : 0.016		
LAP	SECTOR 1	SECTOR 2	LAP TIME	MPH	DIFF	TIME OF DAY
1 -		20.054	57.380	75.78	9.363	12:47:44.016
2 -	29.902	19.406	49.308	88.19	1.291	12:48:33.324
3 -	29.864	19.655	49.519	87.81	1.502	12:49:22.843
4 -	29.719	19.346	49.065	88.62	1.048	12:50:11.908
5 -	29.631	19.457	49.088	88.58	1.071	12:51:00.996
6 -	29.557	19.245	48.802	89.10	0.785	12:51:49.798
7 -	29.261	19.442	48.703	89.28	0.686	12:52:38.501
8 -	29.202	19.161	48.363 (3)	89.91	0.346	12:53:26.864
9 -	29.212	19.291	48.503	89.65	0.486	12:54:15.367
10 -	29.172	19.311	48.483	89.69	0.466	12:55:03.850
11 -	28.840	19.177	48.017 (1)	90.56		12:55:51.867
12 -	28.986	19.256	48.242 (2)	90.14	0.225	12:56:40.109
13 -	29.164	19.230	48.394	89.85	0.377	12:57:28.503
14 -	29.291	19.541	48.832	89.05	0.815	12:58:17.335

P2 272 C Daniel JOHNSON		BMW -				
IDEAL LAP TIME : 48.688		BEST LAP TIME : 48.829		DIFFERENCE : 0.141		
LAP	SECTOR 1	SECTOR 2	LAP TIME	MPH	DIFF	TIME OF DAY
1 -		19.763	54.732	79.45	5.903	12:47:41.368
2 -	29.971	19.411	49.382	88.06	0.553	12:48:30.750
3 -	29.970	19.436	49.406	88.01	0.577	12:49:20.156
4 -	29.827	19.238	49.065	88.62	0.236	12:50:09.221
5 -	29.853	19.609	49.462	87.91	0.633	12:50:58.683
6 -	30.086	19.353	49.439	87.95	0.610	12:51:48.122
7 -	29.686	19.491	49.177	88.42	0.348	12:52:37.299
8 -	29.450	19.397	48.847 (2)	89.02	0.018	12:53:26.146
9 -	29.761	19.604	49.365	88.09	0.536	12:54:15.511
10 -	29.731	19.354	49.085	88.59	0.256	12:55:04.596
11 -	29.532	19.415	48.947 (3)	88.84	0.118	12:55:53.543
12 -	29.744	19.501	49.245	88.30	0.416	12:56:42.788
13 -	29.673	19.286	48.959	88.82	0.130	12:57:31.747
14 -	29.555	19.274	48.829 (1)	89.05		12:58:20.576

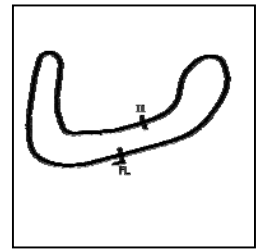
P3 40 Aiden PATMORE		Kawasaki - TBR Performance/NW Roofing				
IDEAL LAP TIME :		BEST LAP TIME : 49.094		DIFFERENCE :		
LAP	SECTOR 1	SECTOR 2	LAP TIME	MPH	DIFF	TIME OF DAY
1 -			55.915	77.77	6.821	12:47:42.551
2 -			49.844	87.24	0.750	12:48:32.395
3 -			50.322	86.41	1.228	12:49:22.717
4 -			50.122	86.76	1.028	12:50:12.839
5 -			49.542	87.77	0.448	12:51:02.381
6 -			49.564	87.73	0.470	12:51:51.945
7 -			49.094 (1)	88.57		12:52:41.039
8 -			49.639	87.60	0.545	12:53:30.678
9 -			49.184 (3)	88.41	0.090	12:54:19.862
10 -			49.116 (2)	88.53	0.022	12:55:08.978
11 -			49.350	88.11	0.256	12:55:58.328
12 -			50.052	86.88	0.958	12:56:48.380
13 -			49.367	88.08	0.273	12:57:37.747
14 -			49.315	88.18	0.221	12:58:27.062

P4 60 Peter BAKER		Kawasaki - Dodfrey Engineering				
IDEAL LAP TIME : 48.876		BEST LAP TIME : 48.990		DIFFERENCE : 0.114		
LAP	SECTOR 1	SECTOR 2	LAP TIME	MPH	DIFF	TIME OF DAY
1 -		20.221	57.202	76.02	8.212	12:47:43.838
2 -	30.395	19.925	50.320	86.41	1.330	12:48:34.158
3 -	30.225	19.770	49.995	86.98	1.005	12:49:24.153

Weather / Track : Cloudy / Dry

Brands Hatch Indy
 Circuit Length = 1.2079 miles
 Start: 12:46 Flag 12:58 End: 12:59

BMCRC - MRO Championships 2019 - Rnd 1 @ Brands Hatch Indy
Reactive Parts MRO Powerbikes inc Racebuykz.com Clubman 1000
RACE 4 - SECTOR ANALYSIS



SECTOR 1 = FL to I1, SECTOR 2 = I1 to FL, DIFF = Difference To Personal Best Lap, P = Crossed Finish Line in Pit Lane, D = Time Disallowed

4 -	29.981	19.622	49.603	87.66	0.613	12:50:13.756
5 -	30.361	19.785	50.146	86.71	1.156	12:51:03.902
6 -	30.206	19.671	49.877	87.18	0.887	12:51:53.779
7 -	30.100	19.984	50.084	86.82	1.094	12:52:43.863
8 -	30.153	19.931	50.084	86.82	1.094	12:53:33.947
9 -	29.411	19.579	48.990 (1)	88.76		12:54:22.937
10 -	29.687	19.699	49.386	88.05	0.396	12:55:12.323
11 -	29.476	19.696	49.172	88.43	0.182	12:56:01.495
12 -	29.359	19.635	48.994 (2)	88.75	0.004	12:56:50.489
13 -	29.496	19.517	49.013 (3)	88.72	0.023	12:57:39.502
14 -	29.363	19.660	49.023	88.70	0.033	12:58:28.525

P5 76		Jason BYARD		Suzuki - May Construction			
IDEAL LAP TIME : 48.742		BEST LAP TIME : 48.919		DIFFERENCE : 0.177			
LAP	SECTOR 1	SECTOR 2	LAP TIME	MPH	DIFF	TIME OF DAY	
1 -		20.603	57.415	75.73	8.496	12:47:44.051	
2 -	30.730	19.838	50.568	85.99	1.649	12:48:34.619	
3 -	30.585	19.729	50.314	86.42	1.395	12:49:24.933	
4 -	30.563	19.611	50.174	86.67	1.255	12:50:15.107	
5 -	30.239	19.501	49.740	87.42	0.821	12:51:04.847	
6 -	29.665	19.473	49.138	88.49	0.219	12:51:53.985	
7 -	30.169	19.616	49.785	87.34	0.866	12:52:43.770	
8 -	30.152	19.697	49.849	87.23	0.930	12:53:33.619	
9 -	29.380	19.645	49.025 (2)	88.70	0.106	12:54:22.644	
10 -	29.580	19.682	49.262	88.27	0.343	12:55:11.906	
11 -	29.759	19.855	49.614	87.64	0.695	12:56:01.520	
12 -	29.693	19.489	49.182	88.41	0.263	12:56:50.702	
13 -	29.761	19.362	49.123 (3)	88.52	0.204	12:57:39.825	
14 -	29.514	19.405	48.919 (1)	88.89		12:58:28.744	

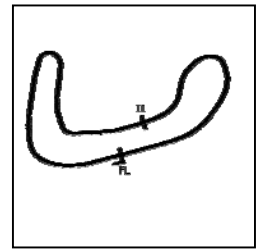
P6 47		Daryl DANCE		Yamaha - 2 brothers scaffolding			
IDEAL LAP TIME : 49.718		BEST LAP TIME : 49.783		DIFFERENCE : 0.065			
LAP	SECTOR 1	SECTOR 2	LAP TIME	MPH	DIFF	TIME OF DAY	
1 -		19.700	55.305	78.62	5.522	12:47:41.941	
2 -	30.403	19.484	49.887	87.16	0.104	12:48:31.828	
3 -	30.412	19.622	50.034	86.91	0.251	12:49:21.862	
4 -	30.319	19.533	49.852	87.23	0.069	12:50:11.714	
5 -	30.481	19.587	50.068	86.85	0.285	12:51:01.782	
6 -	30.234	19.573	49.807 (2)	87.30	0.024	12:51:51.589	
7 -	30.611	19.554	50.165	86.68	0.382	12:52:41.754	
8 -	30.403	19.621	50.024	86.93	0.241	12:53:31.778	
9 -	30.245	19.808	50.053	86.87	0.270	12:54:21.831	
10 -	30.494	19.744	50.238	86.56	0.455	12:55:12.069	
11 -	30.326	19.521	49.847 (3)	87.23	0.064	12:56:01.916	
12 -	30.241	19.542	49.783 (1)	87.35		12:56:51.699	
13 -	30.416	19.709	50.125	86.75	0.342	12:57:41.824	
14 -	30.317	19.621	49.938	87.08	0.155	12:58:31.762	

P7 143		Steve PALMER		Yamaha - 4C8/Mk1 Transit racing			
IDEAL LAP TIME : 49.333		BEST LAP TIME : 49.433		DIFFERENCE : 0.100			
LAP	SECTOR 1	SECTOR 2	LAP TIME	MPH	DIFF	TIME OF DAY	
1 -		20.010	56.447	77.03	7.014	12:47:43.083	
2 -	29.906	19.679	49.585 (3)	87.69	0.152	12:48:32.668	
3 -	29.901	19.764	49.665	87.55	0.232	12:49:22.333	
4 -	30.603	19.969	50.572	85.98	1.139	12:50:12.905	
5 -	30.215	19.719	49.934	87.08	0.501	12:51:02.839	
6 -	30.940	19.860	50.800	85.60	1.367	12:51:53.639	
7 -	30.140	19.823	49.963	87.03	0.530	12:52:43.602	
8 -	30.156	19.835	49.991	86.98	0.558	12:53:33.593	
9 -	30.222	19.796	50.018	86.94	0.585	12:54:23.611	
10 -	29.853	19.761	49.614	87.64	0.181	12:55:13.225	
11 -	29.841	19.592	49.433 (1)	87.96		12:56:02.658	

Weather / Track : Cloudy / Dry

Brands Hatch Indy
 Circuit Length = 1.2079 miles
 Start: 12:46 Flag 12:58 End: 12:59

BMCRC - MRO Championships 2019 - Rnd 1 @ Brands Hatch Indy
Reactive Parts MRO Powerbikes inc Racebuykz.com Clubman 1000
RACE 4 - SECTOR ANALYSIS



SECTOR 1 = FL to I1, SECTOR 2 = I1 to FL, DIFF = Difference To Personal Best Lap, P = Crossed Finish Line in Pit Lane, D = Time Disallowed

12 -	29.741	19.703	49.444 (2)	87.95	0.011	12:56:52.102
13 -	30.107	20.192	50.299	86.45	0.866	12:57:42.401
14 -	29.853	19.990	49.843	87.24	0.410	12:58:32.244

P8 16 C Glenn WALSH		BMW - GW ELECTRICAL				
IDEAL LAP TIME : 49.452		BEST LAP TIME : 49.682		DIFFERENCE : 0.230		
LAP	SECTOR 1	SECTOR 2	LAP TIME	MPH	DIFF	TIME OF DAY
1 -		20.380	56.611	76.81	6.929	12:47:43.247
2 -	30.104	19.578	49.682 (1)	87.52		12:48:32.929
3 -	30.088	19.884	49.972	87.02	0.290	12:49:22.901
4 -	30.410	19.766	50.176	86.66	0.494	12:50:13.077
5 -	30.172	19.767	49.939	87.07	0.257	12:51:03.016
6 -	30.012	19.820	49.832 (3)	87.26	0.150	12:51:52.848
7 -	29.885	19.978	49.863	87.21	0.181	12:52:42.711
8 -	30.192	19.797	49.989	86.99	0.307	12:53:32.700
9 -	29.962	20.024	49.986	86.99	0.304	12:54:22.686
10 -	30.295	19.743	50.038	86.90	0.356	12:55:12.724
11 -	29.874	19.865	49.739 (2)	87.42	0.057	12:56:02.463
12 -	30.278	19.755	50.033	86.91	0.351	12:56:52.496
13 -	30.094	20.403	50.497	86.11	0.815	12:57:42.993
14 -	30.280	19.862	50.142	86.72	0.460	12:58:33.135

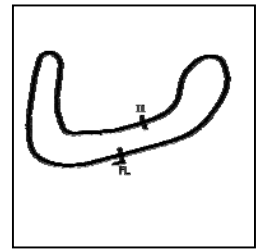
P9 71 Tom NORTON		Suzuki - Mike Newman Haulage				
IDEAL LAP TIME : 49.628		BEST LAP TIME : 49.711		DIFFERENCE : 0.083		
LAP	SECTOR 1	SECTOR 2	LAP TIME	MPH	DIFF	TIME OF DAY
1 -		20.997	58.645	74.15	8.934	12:47:45.281
2 -	30.675	19.910	50.585	85.96	0.874	12:48:35.866
3 -	30.824	20.374	51.198	84.93	1.487	12:49:27.064
4 -	31.070	20.036	51.106	85.08	1.395	12:50:18.170
5 -	30.817	20.112	50.929	85.38	1.218	12:51:09.099
6 -	30.659	19.930	50.589	85.95	0.878	12:51:59.688
7 -	30.378	19.772	50.150	86.71	0.439	12:52:49.838
8 -	30.435	19.600	50.035	86.91	0.324	12:53:39.873
9 -	30.250	20.483	50.733	85.71	1.022	12:54:30.606
10 -	30.350	19.747	50.097	86.80	0.386	12:55:20.703
11 -	30.205	19.741	49.946 (3)	87.06	0.235	12:56:10.649
12 -	30.217	19.780	49.997	86.97	0.286	12:57:00.646
13 -	30.126	19.812	49.938 (2)	87.08	0.227	12:57:50.584
14 -	30.028	19.683	49.711 (1)	87.47		12:58:40.295

P10 91 C Lee Jon DEVONPORT		Yamaha - class one truck repairs ltd				
IDEAL LAP TIME : 49.960		BEST LAP TIME : 50.257		DIFFERENCE : 0.297		
LAP	SECTOR 1	SECTOR 2	LAP TIME	MPH	DIFF	TIME OF DAY
1 -		20.147	56.877	76.45	6.620	12:47:43.513
2 -	30.464	19.927	50.391 (2)	86.29	0.134	12:48:33.904
3 -	30.927	19.855	50.782	85.63	0.525	12:49:24.686
4 -	30.508	19.749	50.257 (1)	86.52		12:50:14.943
5 -	30.862	19.966	50.828	85.55	0.571	12:51:05.771
6 -	31.226	20.035	51.261	84.83	1.004	12:51:57.032
7 -	31.181	20.267	51.448	84.52	1.191	12:52:48.480
8 -	30.546	20.001	50.547	86.03	0.290	12:53:39.027
9 -	30.601	20.297	50.898	85.43	0.641	12:54:29.925
10 -	30.661	20.058	50.719	85.73	0.462	12:55:20.644
11 -	30.707	20.082	50.789	85.62	0.532	12:56:11.433
12 -	30.482	20.170	50.652	85.85	0.395	12:57:02.085
13 -	30.248	20.220	50.468	86.16	0.211	12:57:52.553
14 -	30.211	20.228	50.439 (3)	86.21	0.182	12:58:42.992

Weather / Track : Cloudy / Dry

Brands Hatch Indy
 Circuit Length = 1.2079 miles
 Start: 12:46 Flag 12:58 End: 12:59

BMCRC - MRO Championships 2019 - Rnd 1 @ Brands Hatch Indy
Reactive Parts MRO Powerbikes inc Racebuykz.com Clubman 1000
RACE 4 - SECTOR ANALYSIS



SECTOR 1 = FL to I1, SECTOR 2 = I1 to FL, DIFF = Difference To Personal Best Lap, P = Crossed Finish Line in Pit Lane, D = Time Disallowed

P11 8 John COUGHLAN		Aprilia - BIKERSWORLD				
IDEAL LAP TIME : 50.242		BEST LAP TIME : 50.242				
		DIFFERENCE : 0.000				
LAP	SECTOR 1	SECTOR 2	LAP TIME	MPH	DIFF	TIME OF DAY
1 -		21.011	59.385	73.22	9.143	12:47:46.021
2 -	31.376	20.425	51.801	83.94	1.559	12:48:37.822
3 -	31.058	20.279	51.337	84.70	1.095	12:49:29.159
4 -	30.637	20.111	50.748	85.69	0.506	12:50:19.907
5 -	30.499	20.238	50.737	85.70	0.495	12:51:10.644
6 -	30.516	20.072	50.588	85.96	0.346	12:52:01.232
7 -	30.238	20.004	50.242 (1)	86.55		12:52:51.474
8 -	30.276	20.073	50.349 (2)	86.36	0.107	12:53:41.823
9 -	30.304	20.206	50.510 (3)	86.09	0.268	12:54:32.333
10 -	30.306	20.242	50.548	86.02	0.306	12:55:22.881
11 -	30.447	20.157	50.604	85.93	0.362	12:56:13.485
12 -	30.306	20.227	50.533	86.05	0.291	12:57:04.018
13 -	30.283	20.282	50.565	86.00	0.323	12:57:54.583
14 -	30.457	20.280	50.737	85.70	0.495	12:58:45.320

P12 98 Rick DICKINSON		BMW - MotorcycleRaceParts.co.uk.co.uk				
IDEAL LAP TIME : 49.547		BEST LAP TIME : 49.677				
		DIFFERENCE : 0.130				
LAP	SECTOR 1	SECTOR 2	LAP TIME	MPH	DIFF	TIME OF DAY
1 -		21.457	1:01.492	70.71	11.815	12:47:48.128
2 -	31.742	20.477	52.219	83.27	2.542	12:48:40.347
3 -	31.637	20.246	51.883	83.81	2.206	12:49:32.230
4 -	31.326	19.870	51.196	84.94	1.519	12:50:23.426
5 -	31.412	20.492	51.904	83.78	2.227	12:51:15.330
6 -	30.688	19.911	50.599	85.94	0.922	12:52:05.929
7 -	30.434	19.613	50.047	86.89	0.370	12:52:55.976
8 -	30.305	19.659	49.964 (3)	87.03	0.287	12:53:45.940
9 -	30.414	19.866	50.280	86.48	0.603	12:54:36.220
10 -	30.293	20.461	50.754	85.68	1.077	12:55:26.974
11 -	30.491	19.681	50.172	86.67	0.495	12:56:17.146
12 -	30.255	19.733	49.988	86.99	0.311	12:57:07.134
13 -	30.148	19.631	49.779 (2)	87.35	0.102	12:57:56.913
14 -	29.934	19.743	49.677 (1)	87.53		12:58:46.590

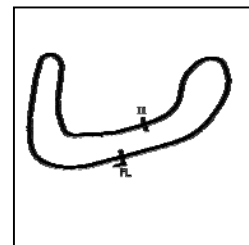
P13 35 C Robert CRESSWELL		Kawasaki - ODDJOBROB Racing				
IDEAL LAP TIME : 50.768		BEST LAP TIME : 50.836				
		DIFFERENCE : 0.068				
LAP	SECTOR 1	SECTOR 2	LAP TIME	MPH	DIFF	TIME OF DAY
1 -		20.583	57.949	75.04	7.113	12:47:44.585
2 -	30.770	20.134	50.904 (2)	85.42	0.068	12:48:35.489
3 -	31.089	20.256	51.345	84.69	0.509	12:49:26.834
4 -	31.022	20.258	51.280	84.80	0.444	12:50:18.114
5 -	31.287	20.358	51.645	84.20	0.809	12:51:09.759
6 -	31.159	20.219	51.378	84.63	0.542	12:52:01.137
7 -	31.185	20.409	51.594	84.28	0.758	12:52:52.731
8 -	30.874	20.270	51.144	85.02	0.308	12:53:43.875
9 -	30.749	20.178	50.927 (3)	85.38	0.091	12:54:34.802
10 -	30.765	20.310	51.075	85.14	0.239	12:55:25.877
11 -	30.923	20.297	51.220	84.90	0.384	12:56:17.097
12 -	30.925	20.254	51.179	84.96	0.343	12:57:08.276
13 -	30.646	20.190	50.836 (1)	85.54		12:57:59.112
14 -	31.014	20.122	51.136	85.03	0.300	12:58:50.248

P14 24 Alan SMITH		Kawasaki - Orwells Mcs				
IDEAL LAP TIME : 50.242		BEST LAP TIME : 50.647				
		DIFFERENCE : 0.405				
LAP	SECTOR 1	SECTOR 2	LAP TIME	MPH	DIFF	TIME OF DAY
1 -		20.884	59.558	73.01	8.911	12:47:46.194
2 -	31.807	20.396	52.203	83.30	1.556	12:48:38.397
3 -	31.232	20.129	51.361	84.66	0.714	12:49:29.758

Weather / Track : Cloudy / Dry

Brands Hatch Indy
 Circuit Length = 1.2079 miles
 Start: 12:46 Flag 12:58 End: 12:59

BMCRC - MRO Championships 2019 - Rnd 1 @ Brands Hatch Indy
Reactive Parts MRO Powerbikes inc Racebuykz.com Clubman 1000
RACE 4 - SECTOR ANALYSIS



SECTOR 1 = FL to I1, SECTOR 2 = I1 to FL, DIFF = Difference To Personal Best Lap, P = Crossed Finish Line in Pit Lane, D = Time Disallowed

4 -	31.405	19.947	51.352	84.68	0.705	12:50:21.110
5 -	31.419	20.148	51.567	84.32	0.920	12:51:12.677
6 -	30.811	20.107	50.918	85.40	0.271	12:52:03.595
7 -	31.107	19.811	50.918	85.40	0.271	12:52:54.513
8 -	30.928	19.760	50.688 (3)	85.79	0.041	12:53:45.201
9 -	30.767	19.913	50.680 (2)	85.80	0.033	12:54:35.881
10 -	30.482	20.165	50.647 (1)	85.86		12:55:26.528
11 -	31.533	19.954	51.487	84.46	0.840	12:56:18.015
12 -	30.647	20.105	50.752	85.68	0.105	12:57:08.767
13 -	30.717	19.983	50.700	85.77	0.053	12:57:59.467
14 -	30.852	20.179	51.031	85.21	0.384	12:58:50.498

P15 15		Mariusz SIEMIENIUK-JUZWIUK		BMW - BELMONT AUTO SERVICE		
IDEAL LAP TIME : 50.720		BEST LAP TIME : 51.042		DIFFERENCE : 0.322		
LAP	SECTOR 1	SECTOR 2	LAP TIME	MPH	DIFF	TIME OF DAY
1 -		21.179	1:00.511	71.86	9.469	12:47:47.147
2 -	32.477	20.202	52.679	82.54	1.637	12:48:39.826
3 -	31.556	20.200	51.756	84.02	0.714	12:49:31.582
4 -	30.819	20.467	51.286	84.79	0.244	12:50:22.868
5 -	31.661	20.564	52.225	83.26	1.183	12:51:15.093
6 -	31.237	19.962	51.199	84.93	0.157	12:52:06.292
7 -	31.108	20.210	51.318	84.73	0.276	12:52:57.610
8 -	30.905	20.281	51.186	84.95	0.144	12:53:48.796
9 -	30.988	20.365	51.353	84.68	0.311	12:54:40.149
10 -	31.092	20.092	51.184	84.96	0.142	12:55:31.333
11 -	31.081	20.911	51.992	83.63	0.950	12:56:23.325
12 -	30.758	20.284	51.042 (1)	85.19		12:57:14.367
13 -	30.944	20.202	51.146 (3)	85.02	0.104	12:58:05.513
14 -	30.833	20.304	51.137 (2)	85.03	0.095	12:58:56.650

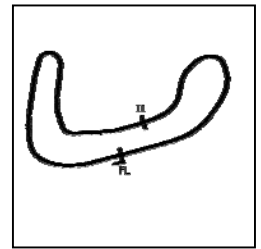
P16 12		David COMBRINCK		Kawasaki -		
IDEAL LAP TIME : 50.834		BEST LAP TIME : 51.023		DIFFERENCE : 0.189		
LAP	SECTOR 1	SECTOR 2	LAP TIME	MPH	DIFF	TIME OF DAY
1 -		21.261	1:00.398	71.99	9.375	12:47:47.034
2 -	31.992	20.537	52.529	82.78	1.506	12:48:39.563
3 -	31.416	20.668	52.084	83.49	1.061	12:49:31.647
4 -	31.344	20.219	51.563	84.33	0.540	12:50:23.210
5 -	31.740	20.693	52.433	82.93	1.410	12:51:15.643
6 -	31.178	20.131	51.309	84.75	0.286	12:52:06.952
7 -	30.959	20.322	51.281	84.79	0.258	12:52:58.233
8 -	30.758	20.265	51.023 (1)	85.22		12:53:49.256
9 -	30.893	20.495	51.388	84.62	0.365	12:54:40.644
10 -	30.942	20.274	51.216	84.90	0.193	12:55:31.860
11 -	31.114	20.540	51.654	84.18	0.631	12:56:23.514
12 -	30.962	20.316	51.278	84.80	0.255	12:57:14.792
13 -	30.998	20.154	51.152 (3)	85.01	0.129	12:58:05.944
14 -	30.703	20.448	51.151 (2)	85.01	0.128	12:58:57.095

P17 175 C		Mark KENDLE		Kawasaki - LIMAR OILTOOLS		
IDEAL LAP TIME : 50.951		BEST LAP TIME : 51.022		DIFFERENCE : 0.071		
LAP	SECTOR 1	SECTOR 2	LAP TIME	MPH	DIFF	TIME OF DAY
1 -		21.175	1:00.142	72.30	9.120	12:47:46.778
2 -	32.607	20.452	53.059	81.95	2.037	12:48:39.837
3 -	31.892	20.331	52.223	83.26	1.201	12:49:32.060
4 -	31.965	20.548	52.513	82.81	1.491	12:50:24.573
5 -	32.937	20.498	53.435	81.38	2.413	12:51:18.008
6 -	31.421	20.595	52.016	83.60	0.994	12:52:10.024
7 -	31.201	20.309	51.510	84.42	0.488	12:53:01.534
8 -	31.380	20.197	51.577	84.31	0.555	12:53:53.111
9 -	30.840	20.251	51.091 (2)	85.11	0.069	12:54:44.202
10 -	31.601	20.412	52.013	83.60	0.991	12:55:36.215
11 -	30.879	20.419	51.298 (3)	84.77	0.276	12:56:27.513

Weather / Track : Cloudy / Dry

Brands Hatch Indy
 Circuit Length = 1.2079 miles
 Start: 12:46 Flag 12:58 End: 12:59

BMCRC - MRO Championships 2019 - Rnd 1 @ Brands Hatch Indy
Reactive Parts MRO Powerbikes inc Racebuykz.com Clubman 1000
RACE 4 - SECTOR ANALYSIS



SECTOR 1 = FL to I1, SECTOR 2 = I1 to FL, DIFF = Difference To Personal Best Lap, P = Crossed Finish Line in Pit Lane, D = Time Disallowed

12 -	31.127	20.565	51.692	84.12	0.670	12:57:19.205
13 -	31.059	20.770	51.829	83.90	0.807	12:58:11.034
14 -	30.911	20.111	51.022 (1)	85.22		12:59:02.056

P18 6 Dan SHAILER		Yamaha - McShailer Racing				
IDEAL LAP TIME : 51.190		BEST LAP TIME : 51.336		DIFFERENCE : 0.146		
LAP	SECTOR 1	SECTOR 2	LAP TIME	MPH	DIFF	TIME OF DAY
1 -		21.179	1:01.464	70.75	10.128	12:47:48.100
2 -	32.361	20.718	53.079	81.92	1.743	12:48:41.179
3 -	31.678	20.405	52.083	83.49	0.747	12:49:33.262
4 -	31.589	20.326	51.915	83.76	0.579	12:50:25.177
5 -	32.076	20.353	52.429	82.94	1.093	12:51:17.606
6 -	31.298	20.169	51.467 (2)	84.49	0.131	12:52:09.073
7 -	31.260	20.256	51.516 (3)	84.41	0.180	12:53:00.589
8 -	31.021	20.315	51.336 (1)	84.70		12:53:51.925
9 -	31.156	20.513	51.669	84.16	0.333	12:54:43.594
10 -	31.170	20.479	51.649	84.19	0.313	12:55:35.243
11 -	31.175	20.532	51.707	84.10	0.371	12:56:26.950
12 -	31.176	20.706	51.882	83.81	0.546	12:57:18.832
13 -	31.261	20.648	51.909	83.77	0.573	12:58:10.741
14 -	31.024	20.519	51.543	84.36	0.207	12:59:02.284

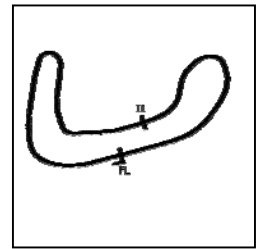
P19 39 C Max MORGAN		Kawasaki - MSS PERFORMANCE				
IDEAL LAP TIME : 50.967		BEST LAP TIME : 51.018		DIFFERENCE : 0.051		
LAP	SECTOR 1	SECTOR 2	LAP TIME	MPH	DIFF	TIME OF DAY
1 -		21.475	59.614	72.94	8.596	12:47:46.250
2 -	32.164	20.819	52.983	82.07	1.965	12:48:39.233
3 -	31.646	20.799	52.445	82.91	1.427	12:49:31.678
4 -	32.139	20.592	52.731	82.46	1.713	12:50:24.409
5 -	32.307	20.647	52.954	82.12	1.936	12:51:17.363
6 -	31.892	20.639	52.531	82.78	1.513	12:52:09.894
7 -	31.076	20.513	51.589	84.29	0.571	12:53:01.483
8 -	31.293	20.261	51.554	84.35	0.536	12:53:53.037
9 -	30.706	20.312	51.018 (1)	85.23		12:54:44.055
10 -	31.220	20.619	51.839	83.88	0.821	12:55:35.894
11 -	30.904	20.563	51.467 (3)	84.49	0.449	12:56:27.361
12 -	31.019	20.926	51.945	83.71	0.927	12:57:19.306
13 -	31.329	20.748	52.077	83.50	1.059	12:58:11.383
14 -	30.891	20.342	51.233 (2)	84.87	0.215	12:59:02.616

P20 17 Philip BAKER		BMW - Ashford accident repair center Godfrey plastering servic				
IDEAL LAP TIME : 50.775		BEST LAP TIME : 50.816		DIFFERENCE : 0.041		
LAP	SECTOR 1	SECTOR 2	LAP TIME	MPH	DIFF	TIME OF DAY
1 -		21.588	1:03.560	68.41	12.744	12:47:50.196
2 -	32.516	20.557	53.073	81.93	2.257	12:48:43.269
3 -	31.537	20.433	51.970	83.67	1.154	12:49:35.239
4 -	31.380	20.526	51.906	83.77	1.090	12:50:27.145
5 -	31.750	20.528	52.278	83.18	1.462	12:51:19.423
6 -	31.288	20.336	51.624	84.23	0.808	12:52:11.047
7 -	31.007	20.310	51.317	84.74	0.501	12:53:02.364
8 -	31.001	20.232	51.233 (3)	84.87	0.417	12:53:53.597
9 -	30.644	20.172	50.816 (1)	85.57		12:54:44.413
10 -	31.636	20.369	52.005	83.61	1.189	12:55:36.418
11 -	31.704	20.277	51.981	83.65	1.165	12:56:28.399
12 -	31.091	20.131	51.222 (2)	84.89	0.406	12:57:19.621
13 -	31.456	20.384	51.840	83.88	1.024	12:58:11.461
14 -	31.110	20.179	51.289	84.78	0.473	12:59:02.750

Weather / Track : Cloudy / Dry

Brands Hatch Indy
 Circuit Length = 1.2079 miles
 Start: 12:46 Flag 12:58 End: 12:59

BMCRC - MRO Championships 2019 - Rnd 1 @ Brands Hatch Indy
Reactive Parts MRO Powerbikes inc Racebuykz.com Clubman 1000
RACE 4 - SECTOR ANALYSIS



SECTOR 1 = FL to I1, SECTOR 2 = I1 to FL, DIFF = Difference To Personal Best Lap, P = Crossed Finish Line in Pit Lane, D = Time Disallowed

P21 50 C		Dan WELFORD		Suzuki - SEG Sussex Electric Gates/ Vistec systems			
IDEAL LAP TIME : 50.838		BEST LAP TIME : 51.090		DIFFERENCE : 0.252			
LAP	SECTOR 1	SECTOR 2	LAP TIME	MPH	DIFF	TIME OF DAY	
1 -		21.970	1:02.892	69.14	11.802	12:47:49.528	
2 -	32.014	20.708	52.722	82.48	1.632	12:48:42.250	
3 -	32.078	20.567	52.645	82.60	1.555	12:49:34.895	
4 -	31.463	20.616	52.079	83.50	0.989	12:50:26.974	
5 -	31.238	20.522	51.760	84.01	0.670	12:51:18.734	
6 -	31.257	20.824	52.081	83.49	0.991	12:52:10.815	
7 -	30.884	20.420	51.304 (2)	84.76	0.214	12:53:02.119	
8 -	30.999	20.438	51.437	84.54	0.347	12:53:53.556	
9 -	30.892	20.198	51.090 (1)	85.11		12:54:44.646	
10 -	31.524	20.453	51.977	83.66	0.887	12:55:36.623	
11 -	31.256	20.357	51.613	84.25	0.523	12:56:28.236	
12 -	30.640	20.687	51.327 (3)	84.72	0.237	12:57:19.563	
13 -	31.120	21.239	52.359	83.05	1.269	12:58:11.922	
14 -	31.123	20.306	51.429	84.55	0.339	12:59:03.351	

P22 277		Adrian AVERRE		Yamaha - Ryders Alley Racing			
IDEAL LAP TIME : 51.313		BEST LAP TIME : 51.428		DIFFERENCE : 0.115			
LAP	SECTOR 1	SECTOR 2	LAP TIME	MPH	DIFF	TIME OF DAY	
1 -		21.241	59.883	72.61	8.455	12:47:46.519	
2 -	32.195	20.649	52.844	82.29	1.416	12:48:39.363	
3 -	31.091	20.337	51.428 (1)	84.55		12:49:30.791	
4 -	31.320	20.681	52.001	83.62	0.573	12:50:22.792	
5 -	31.504	21.090	52.594	82.68	1.166	12:51:15.386	
6 -	32.060	20.517	52.577	82.70	1.149	12:52:07.963	
7 -	31.157	20.542	51.699 (3)	84.11	0.271	12:52:59.662	
8 -	31.288	20.618	51.906	83.77	0.478	12:53:51.568	
9 -	31.253	20.730	51.983	83.65	0.555	12:54:43.551	
10 -	32.082	20.507	52.589	82.69	1.161	12:55:36.140	
11 -	31.585	20.400	51.985	83.65	0.557	12:56:28.125	
12 -	32.029	20.398	52.427	82.94	0.999	12:57:20.552	
13 -	31.777	20.222	51.999	83.62	0.571	12:58:12.551	
14 -	31.180	20.280	51.460 (2)	84.50	0.032	12:59:04.011	

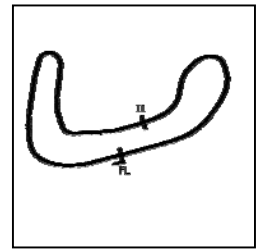
P23 68		Duncan GIBSON		Ducati - JHP and Realy racing			
IDEAL LAP TIME : 51.069		BEST LAP TIME : 51.069		DIFFERENCE : 0.000			
LAP	SECTOR 1	SECTOR 2	LAP TIME	MPH	DIFF	TIME OF DAY	
1 -		21.403	1:03.193	68.81	12.124	12:47:49.829	
2 -	32.208	20.401	52.609	82.65	1.540	12:48:42.438	
3 -	31.676	20.439	52.115	83.44	1.046	12:49:34.553	
4 -	31.125	20.252	51.377 (2)	84.64	0.308	12:50:25.930	
5 -	32.199	20.465	52.664	82.57	1.595	12:51:18.594	
6 -	31.948	20.477	52.425	82.94	1.356	12:52:11.019	
7 -	31.372	20.271	51.643	84.20	0.574	12:53:02.662	
8 -	31.567	20.132	51.699	84.11	0.630	12:53:54.361	
9 -	31.378	20.109	51.487	84.46	0.418	12:54:45.848	
10 -	31.196	20.251	51.447 (3)	84.52	0.378	12:55:37.295	
11 -	31.517	20.354	51.871	83.83	0.802	12:56:29.166	
12 -	31.678	20.135	51.813	83.92	0.744	12:57:20.979	
13 -	32.008	20.284	52.292	83.16	1.223	12:58:13.271	
14 -	31.027	20.042	51.069 (1)	85.15		12:59:04.340	

P24 74 C		Andrew BURKE		Yamaha - Gasoline Alley Speedshop/Jake Packham			
IDEAL LAP TIME : 51.157		BEST LAP TIME : 51.210		DIFFERENCE : 0.053			
LAP	SECTOR 1	SECTOR 2	LAP TIME	MPH	DIFF	TIME OF DAY	
1 -		22.171	1:02.362	69.73	11.152	12:47:48.998	
2 -	32.164	20.758	52.922	82.17	1.712	12:48:41.920	
3 -	31.967	20.596	52.563	82.73	1.353	12:49:34.483	

Weather / Track : Cloudy / Dry

Brands Hatch Indy
 Circuit Length = 1.2079 miles
 Start: 12:46 Flag 12:58 End: 12:59

BMCRC - MRO Championships 2019 - Rnd 1 @ Brands Hatch Indy
Reactive Parts MRO Powerbikes inc Racebuykz.com Clubman 1000
RACE 4 - SECTOR ANALYSIS



SECTOR 1 = FL to I1, SECTOR 2 = I1 to FL, DIFF = Difference To Personal Best Lap, P = Crossed Finish Line in Pit Lane, D = Time Disallowed

4 -	31.775	20.659	52.434	82.93	1.224	12:50:26.917
5 -	31.797	20.625	52.422	82.95	1.212	12:51:19.339
6 -	31.902	20.709	52.611	82.65	1.401	12:52:11.950
7 -	31.239	20.622	51.861	83.85	0.651	12:53:03.811
8 -	31.105	20.336	51.441 (3)	84.53	0.231	12:53:55.252
9 -	31.104	20.435	51.539	84.37	0.329	12:54:46.791
10 -	30.968	20.242	51.210 (1)	84.91		12:55:38.001
11 -	31.129	20.189	51.318 (2)	84.73	0.108	12:56:29.319
12 -	31.732	20.334	52.066	83.52	0.856	12:57:21.385
13 -	31.891	21.088	52.979	82.08	1.769	12:58:14.364
14 -	31.245	20.402	51.647	84.19	0.437	12:59:06.011

P25 139		Shane SMITH		Honda - Ridemoto.com			
IDEAL LAP TIME : 51.254		BEST LAP TIME : 51.333		DIFFERENCE : 0.079			
LAP	SECTOR 1	SECTOR 2	LAP TIME	MPH	DIFF	TIME OF DAY	
1 -		21.387	1:02.096	70.03	10.763	12:47:48.732	
2 -	32.033	20.485	52.518	82.80	1.185	12:48:41.250	
3 -	32.160	20.387	52.547	82.75	1.214	12:49:33.797	
4 -	31.539	20.255	51.794	83.95	0.461	12:50:25.591	
5 -	32.299	20.546	52.845	82.28	1.512	12:51:18.436	
6 -	31.492	20.350	51.842	83.88	0.509	12:52:10.278	
7 -	31.524	20.631	52.155	83.37	0.822	12:53:02.433	
8 -	31.471	20.256	51.727 (3)	84.06	0.394	12:53:54.160	
9 -	31.364	20.116	51.480 (2)	84.47	0.147	12:54:45.640	
10 -	31.138	20.195	51.333 (1)	84.71		12:55:36.973	
11 -	31.550	20.352	51.902	83.78	0.569	12:56:28.875	
12 -	31.618	20.406	52.024	83.58	0.691	12:57:20.899	
13 -	32.697	20.997	53.694	80.98	2.361	12:58:14.593	
14 -	31.374	20.369	51.743	84.04	0.410	12:59:06.336	

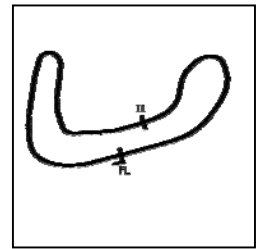
P26 333 C		Andrew HOUGHTON		Yamaha - Yamaha UK			
IDEAL LAP TIME : 51.746		BEST LAP TIME : 51.789		DIFFERENCE : 0.043			
LAP	SECTOR 1	SECTOR 2	LAP TIME	MPH	DIFF	TIME OF DAY	
1 -		21.849	1:03.082	68.93	11.293	12:47:49.718	
2 -	32.511	20.568	53.079	81.92	1.290	12:48:42.797	
3 -	31.743	20.738	52.481	82.86	0.692	12:49:35.278	
4 -	31.903	20.502	52.405	82.98	0.616	12:50:27.683	
5 -	31.938	20.710	52.648	82.59	0.859	12:51:20.331	
6 -	31.621	20.548	52.169 (3)	83.35	0.380	12:52:12.500	
7 -	31.442	20.658	52.100 (2)	83.46	0.311	12:53:04.600	
8 -	31.244	20.545	51.789 (1)	83.96		12:53:56.389	
9 -	31.419	20.921	52.340	83.08	0.551	12:54:48.729	
10 -	31.389	21.071	52.460	82.89	0.671	12:55:41.189	
11 -	31.774	20.769	52.543	82.76	0.754	12:56:33.732	
12 -	31.821	20.865	52.686	82.53	0.897	12:57:26.418	
13 -	31.639	20.906	52.545	82.75	0.756	12:58:18.963	

P27 83 C		Jason SIGGS		Yamaha - J Siggs Construction			
IDEAL LAP TIME : 51.759		BEST LAP TIME : 51.789		DIFFERENCE : 0.030			
LAP	SECTOR 1	SECTOR 2	LAP TIME	MPH	DIFF	TIME OF DAY	
1 -		21.911	1:03.760	68.20	11.971	12:47:50.396	
2 -	32.917	20.848	53.765	80.88	1.976	12:48:44.161	
3 -	32.325	20.990	53.315	81.56	1.526	12:49:37.476	
4 -	32.013	20.750	52.763	82.41	0.974	12:50:30.239	
5 -	31.945	20.970	52.915	82.18	1.126	12:51:23.154	
6 -	31.741	20.824	52.565	82.72	0.776	12:52:15.719	
7 -	31.682	20.846	52.528	82.78	0.739	12:53:08.247	
8 -	31.790	20.661	52.451	82.90	0.662	12:54:00.698	
9 -	31.240	20.549	51.789 (1)	83.96		12:54:52.487	
10 -	31.257	20.689	51.946	83.71	0.157	12:55:44.433	
11 -	31.242	20.577	51.819 (2)	83.91	0.030	12:56:36.252	
12 -	31.210	20.649	51.859 (3)	83.85	0.070	12:57:28.111	

Weather / Track : Cloudy / Dry

Brands Hatch Indy
 Circuit Length = 1.2079 miles
 Start: 12:46 Flag 12:58 End: 12:59

BMCRC - MRO Championships 2019 - Rnd 1 @ Brands Hatch Indy
Reactive Parts MRO Powerbikes inc Racebuykz.com Clubman 1000
RACE 4 - SECTOR ANALYSIS



SECTOR 1 = FL to I1, SECTOR 2 = I1 to FL, DIFF = Difference To Personal Best Lap, P = Crossed Finish Line in Pit Lane, D = Time Disallowed

13 - 31.238 20.827 52.065 83.52 0.276 12:58:20.176

P28 646 C		Sukhinder RAI		Yamaha - Asian Sensation			
IDEAL LAP TIME : 52.731		BEST LAP TIME : 52.731		DIFFERENCE : 0.000			
LAP	SECTOR 1	SECTOR 2	LAP TIME	MPH	DIFF	TIME OF DAY	
1 -		21.954	1:04.748	67.16	12.017	12:47:51.384	
2 -	33.159	21.138	54.297	80.08	1.566	12:48:45.681	
3 -	32.788	21.102	53.890	80.69	1.159	12:49:39.571	
4 -	32.527	21.261	53.788	80.84	1.057	12:50:33.359	
5 -	33.341	21.049	54.390	79.95	1.659	12:51:27.749	
6 -	33.278	21.049	54.327	80.04	1.596	12:52:22.076	
7 -	33.127	21.029	54.156	80.29	1.425	12:53:16.232	
8 -	33.169	21.155	54.324	80.04	1.593	12:54:10.556	
9 -	32.293	20.934	53.227	81.69	0.496	12:55:03.783	
10 -	32.316	20.660	52.976 (2)	82.08	0.245	12:55:56.759	
11 -	32.093	20.638	52.731 (1)	82.46		12:56:49.490	
12 -	32.652	20.653	53.305	81.57	0.574	12:57:42.795	
13 -	32.272	20.834	53.106 (3)	81.88	0.375	12:58:35.901	

P29 199		Michael FROST		Kawasaki -			
IDEAL LAP TIME : 55.086		BEST LAP TIME : 55.086		DIFFERENCE : 0.000			
LAP	SECTOR 1	SECTOR 2	LAP TIME	MPH	DIFF	TIME OF DAY	
1 -		22.861	1:06.049	65.83	10.963	12:47:52.685	
2 -	36.454	22.092	58.546	74.27	3.460	12:48:51.231	
3 -	35.009	22.178	57.187	76.04	2.101	12:49:48.418	
4 -	34.401	22.291	56.692	76.70	1.606	12:50:45.110	
5 -	34.760	22.207	56.967	76.33	1.881	12:51:42.077	
6 -	34.562	22.274	56.836	76.51	1.750	12:52:38.913	
7 -	34.012	22.280	56.292	77.25	1.206	12:53:35.205	
8 -	34.535	22.097	56.632	76.78	1.546	12:54:31.837	
9 -	34.001	22.219	56.220	77.34	1.134	12:55:28.057	
10 -	33.860	21.742	55.602 (3)	78.20	0.516	12:56:23.659	
11 -	33.838	21.805	55.643	78.15	0.557	12:57:19.302	
12 -	33.726	21.456	55.182 (2)	78.80	0.096	12:58:14.484	
13 -	33.646	21.440	55.086 (1)	78.94		12:59:09.570	

P30 114 C		Ricky MARTIN		Honda - T.B.R Performance			
IDEAL LAP TIME : 52.100		BEST LAP TIME : 52.155		DIFFERENCE : 0.055			
LAP	SECTOR 1	SECTOR 2	LAP TIME	MPH	DIFF	TIME OF DAY	
1 -		21.961	1:02.689	69.36	10.534	12:47:49.325	
2 -	33.198	20.701	53.899	80.68	1.744	12:48:43.224	
3 -	32.027	20.453	52.480	82.86	0.325	12:49:35.704	
4 -	31.716	20.526	52.242 (2)	83.23	0.087	12:50:27.946	
5 -	31.975	20.607	52.582	82.70	0.427	12:51:20.528	
6 -	31.647	20.508	52.155 (1)	83.37		12:52:12.683	
7 -	31.725	20.633	52.358 (3)	83.05	0.203	12:53:05.041	

P31 116		Matthew WREN		Suzuki - TBR performance			
IDEAL LAP TIME : 52.341		BEST LAP TIME : 52.344		DIFFERENCE : 0.003			
LAP	SECTOR 1	SECTOR 2	LAP TIME	MPH	DIFF	TIME OF DAY	
1 -		21.621	1:03.994	67.95	11.650	12:47:50.630	
2 -	32.822	20.889	53.711	80.96	1.367	12:48:44.341	
3 -	32.193	21.056	53.249	81.66	0.905	12:49:37.590	
4 -	32.182	20.651	52.833	82.30	0.489	12:50:30.423	
5 -	31.965	20.860	52.825 (3)	82.32	0.481	12:51:23.248	
6 -	31.923	20.841	52.764 (2)	82.41	0.420	12:52:16.012	
7 -	31.926	20.418	52.344 (1)	83.07		12:53:08.356	

Weather / Track : Cloudy / Dry

Brands Hatch Indy
 Circuit Length = 1.2079 miles
 Start: 12:46 Flag 12:58 End: 12:59

BMCRC - MRO Championships 2019 - Rnd 1 @ Brands Hatch Indy

Reactive Parts MRO Powerbikes inc Racebuykz.com Clubman 1000

RACE 4 - BEST SECTORS

SECTOR 1			SECTOR 2			IDEAL / BEST COMPARISON						
POS	NO	NAME	TIME	NO	NAME	TIME	POS	NO	NAME	IDEAL	BEST	DIFF
									PERFECT LAP	48.001		
1	72	O'BRIEN	28.840	72	O'BRIEN	19.161	1	72	O'BRIEN	48.001	48.017	0.016
2	60	BAKER	29.359	272	JOHNSON	19.238	2	272	JOHNSON	48.688	48.829	0.141
3	76	BYARD	29.380	76	BYARD	19.362	3	76	BYARD	48.742	48.919	0.177
4	272	JOHNSON	29.450	47	DANCE	19.484	4	60	BAKER	48.876	48.990	0.114
5	143	PALMER	29.741	60	BAKER	19.517	5	143	PALMER	49.333	49.433	0.100
6	16	WALSH	29.874	16	WALSH	19.578	6	16	WALSH	49.452	49.682	0.230
7	98	DICKINSON	29.934	143	PALMER	19.592	7	98	DICKINSON	49.547	49.677	0.130
8	71	NORTON	30.028	71	NORTON	19.600	8	71	NORTON	49.628	49.711	0.083
9	91	DEVONPORT	30.211	98	DICKINSON	19.613	9	47	DANCE	49.718	49.783	0.065
10	47	DANCE	30.234	91	DEVONPORT	19.749	10	91	DEVONPORT	49.960	50.257	0.297
11	8	COUGHLAN	30.238	24	SMITH	19.760	11	24	SMITH	50.242	50.647	0.405
12	24	SMITH	30.482	15	SIEMIENIUK-JUZWIUK	19.962	12	8	COUGHLAN	50.242	50.242	0.000
13	50	WELFORD	30.640	8	COUGHLAN	20.004	13	15	SIEMIENIUK-JUZWIUK	50.720	51.042	0.322
14	17	BAKER	30.644	68	GIBSON	20.042	14	35	CRESSWELL	50.768	50.836	0.068
15	35	CRESSWELL	30.646	175	KENDLE	20.111	15	17	BAKER	50.775	50.816	0.041
16	12	COMBRINCK	30.703	139	SMITH	20.116	16	12	COMBRINCK	50.834	51.023	0.189
17	39	MORGAN	30.706	35	CRESSWELL	20.122	17	50	WELFORD	50.838	51.090	0.252
18	15	SIEMIENIUK-JUZWIUK	30.758	12	COMBRINCK	20.131	18	175	KENDLE	50.951	51.022	0.071
19	175	KENDLE	30.840	17	BAKER	20.131	19	39	MORGAN	50.967	51.018	0.051
20	74	BURKE	30.968	6	SHAILER	20.169	20	68	GIBSON	51.069	51.069	0.000
21	6	SHAILER	31.021	74	BURKE	20.189	21	74	BURKE	51.157	51.210	0.053
22	68	GIBSON	31.027	50	WELFORD	20.198	22	6	SHAILER	51.190	51.336	0.146
23	277	AVERRE	31.091	277	AVERRE	20.222	23	139	SMITH	51.254	51.333	0.079
24	139	SMITH	31.138	39	MORGAN	20.261	24	277	AVERRE	51.313	51.428	0.115
25	83	SIGGS	31.210	116	WREN	20.418	25	333	HOUGHTON	51.746	51.789	0.043
26	333	HOUGHTON	31.244	114	MARTIN	20.453	26	83	SIGGS	51.759	51.789	0.030
27	114	MARTIN	31.647	333	HOUGHTON	20.502	27	114	MARTIN	52.100	52.155	0.055
28	116	WREN	31.923	83	SIGGS	20.549	28	116	WREN	52.341	52.344	0.003
29	646	RAI	32.093	646	RAI	20.638	29	646	RAI	52.731	52.731	0.000
30	199	FROST	33.646	199	FROST	21.440	30	199	FROST	55.086	55.086	0.000
31							31	40	PATMORE		49.094	
32												

Weather / Track : Cloudy / Dry

Results can be found at www.tsl-timing.com

Brands Hatch Indy
 Circuit Length = 1.2079 miles
 Start: 12:46 Flag 12:58 End: 12:59

Printed - 14:00 Saturday, 09 March 2019

BMCRC - MRO Championships 2019 - Rnd 1 @ Brands Hatch Indy

Reactive Parts MRO Powerbikes inc Racebuykz.com Clubman 1000

RACE 4 - GRID (15 Laps)



ROW 13	39	96	Jose TOUCEDA	38	63	Nico CIPRIANO	37	37	Aldo MORELLO
ROW 12	36	28	Kelvin HOARE	35	22	Andrew DAWSON	34	78	Stuart WICKENS
ROW 11	33	58	Michael ALLEN	32	29	Mark BRIDGER	31	199	Michael FROST
ROW 10	30	646	Sukhminder RAI	29	116	Matthew WREN	28	114	Ricky MARTIN
ROW 9	27	83	Jason SIGGS	26	333	Andrew HOUGHTON	25	277	Adrian AVERRE
ROW 8	24	6	Dan SHAILER	23	139	Shane SMITH	22	74	Andrew BURKE
ROW 7	21	50	Dan WELFORD	20	68	Duncan GIBSON	19	15	Mariusz SIEMIENIUK-JUZWIUK
ROW 6	18	12	David COMBRINCK	17	175	Mark KENDLE	16	39	Max MORGAN
ROW 5	15	35	Robert CRESSWELL	14	17	Philip BAKER	13	24	Alan SMITH
ROW 4	12	91	Lee Jon DEVONPORT	11	8	John COUGHLAN	10	47	Daryl DANCE
ROW 3	9	71	Tom NORTON	8	16	Glenn WALSH	7	98	Rick DICKINSON
ROW 2	6	143	Steve PALMER	5	40	Aiden PATMORE	4	60	Peter BAKER
ROW 1	3	76	Jason BYARD	2	272	Daniel JOHNSON	1	72	Michael O'BRIEN
									Pole

Brands Hatch Indy
Circuit Length = 1.2079 miles

These results are provisional until the conclusion of any judicial and technical matters.

Clerk Of Course :	Timekeeper :
-------------------	--------------

Results can be found at www.tsl-timing.com

Printed - 13:06 Saturday, 09 March 2019



BMCRC - MRO Championships 2019 - Rnd 1 @ Brands Hatch Indy

Reactive Parts MRO Powerbikes inc Racebuykz.com Clubman 1000



RACE 4 - CLASSIFICATION

POS	NO	CL	PIC NAME	ENTRY	LAPS	TIME	GAP	DIFF	MPH	BEST	ON
1	72		1 Michael O'BRIEN	Yamaha -	13	10:55.398			86.25	49.072	12
2	272	C	1 Daniel JOHNSON	BMW -	13	10:57.000	1.602	1.602	86.04	49.251	13
3	60		2 Peter BAKER	Kawasaki - Dodfrey Engineering	13	11:00.274	4.876	3.274	85.61	49.493	12
4	47		3 Daryl DANCE	Yamaha - 2 brothers scaffolding	13	11:00.398	5.000	0.124	85.60	49.549	13
5	16	C	2 Glenn WALSH	BMW - GW ELECTRICAL	13	11:05.584	10.186	5.186	84.93	50.184	4
6	71		4 Tom NORTON	Suzuki - Mike Newman Haulage	13	11:05.680	10.282	0.096	84.92	49.529	11
7	40		5 Aiden PATMORE	Kawasaki - TBR Performance/NW Roofing	13	11:06.159	10.761	0.479	84.86	49.554	7
8	29	C	3 Mark BRIDGER	Yamaha -	13	11:10.719	15.321	4.560	84.28	50.334	6
9	91	C	4 Lee Jon DEVONPORT	Yamaha - class one truck repairs ltd	13	11:11.549	16.151	0.830	84.18	50.378	11
10	24		6 Alan SMITH	Kawasaki - Orwells Mcs	13	11:17.053	21.655	5.504	83.49	50.965	6
11	8		7 John COUGHLAN	Aprilia - BIKERSWORLD	13	11:25.793	30.395	8.740	82.43	51.338	8
12	76		8 Jason BYARD	Suzuki - May Construction	13	11:25.968	30.570	0.175	82.41	50.982	13
13	175	C	5 Mark KENDLE	Kawasaki - LIMAR OILTOOLS	13	11:27.603	32.205	1.635	82.21	50.715	7
14	15		9 Mariusz SIEMIENIUK-JUZWIUK	BMW - BELMONT AUTO SERVICE	13	11:31.346	35.948	3.743	81.77	51.312	9
15	17		10 Philip BAKER	BMW - Ashford accident repair center Godfrey plas	13	11:31.698	36.300	0.352	81.72	51.781	11
16	39	C	6 Max MORGAN	Kawasaki - MSS PERFORMANCE	13	11:34.456	39.058	2.758	81.40	51.915	11
17	12		11 David COMBRINCK	Kawasaki -	13	11:34.545	39.147	0.089	81.39	51.756	11
18	277		12 Adrian AVERRE	Yamaha - Ryders Alley Racing	13	11:39.332	43.934	4.787	80.83	52.029	12
19	50	C	7 Dan WELFORD	Suzuki - SEG Sussex Electric Gates/ Vistec system:	13	11:43.776	48.378	4.444	80.32	51.993	9
20	333	C	8 Andrew HOUGHTON	Yamaha - Yamaha UK	13	11:47.701	52.303	3.925	79.88	52.805	5
21	114	C	9 Ricky MARTIN	Honda - T.B.R Performance	12	10:55.496	1 Lap	1 Lap	79.60	52.529	5
22	74	C	10 Andrew BURKE	Yamaha - Gasoline Alley Speedshop/Jake Packham	12	10:55.526	1 Lap	0.030	79.60	53.011	9
23	199		13 Michael FROST	Kawasaki -	12	11:50.627	1 Lap	55.101	73.43	56.766	11

NOT CLASSIFIED

DNF	646	C	Sukhminder RAI	Yamaha - Asian Sensation	12	10:42.890	1 Lap		81.16	51.505	11
DNF	68		Duncan GIBSON	Ducati - JHP and Realy racing	11	9:32.892	2 Laps	1 Lap	83.49	50.734	7
DNF	116		Matthew WREN	Suzuki - TBR performance	6	5:37.646	7 Laps	5 Laps	77.27	53.653	6
DNF	139		Shane SMITH	Honda - Ridemoto.com	3	2:54.213	10 Laps	3 Laps	74.88	54.849	3
DNF	83	C	Jason SIGGS	Yamaha - J Siggs Construction	1	1:07.580	12 Laps	2 Laps	64.34		

FASTEST LAP

72	Michael O'BRIEN	Yamaha -	12	49.072	88.61 mph	142.61 kph
272	Daniel JOHNSON	BMW -	13	49.251	88.29 mph	142.09 kph

Class - 92.5% of Race Speed = 79.78 mph
 Class C - 92.5% of Race Speed = 79.58 mph

Brands Hatch Indy
 Circuit Length = 1.2079 miles
 Start: 12:23 Flag 12:34 End: 12:35

Weather / Track : Cloudy / Dry

These results are provisional until the conclusion of any judicial and technical matters.

Clerk Of Course :	Timekeeper :
-------------------	--------------

Results can be found at www.tsl-timing.com

Printed - 12:37 Sunday, 10 March 2019



BMCRC - MRO Championships 2019 - Rnd 1 @ Brands Hatch Indy

Reactive Parts MRO Powerbikes inc Racebuykz.com Clubman 1000

RACE 4 - LAP CHART

LAP 1 @ 12:24:56.510			LAP 3 @ 12:26:38.545			LAP 5 @ 12:28:17.692			LAP 7 @ 12:29:56.850			LAP 9 @ 12:31:35.932			LAP 11 @ 12:33:14.769		
NO	BEHIND	LAP TIME	NO	BEHIND	LAP TIME	NO	BEHIND	LAP TIME	NO	BEHIND	LAP TIME	NO	BEHIND	LAP TIME	NO	BEHIND	LAP TIME
47		57.998	60		50.334	72		49.535	72		49.636	72		49.645	72		49.163
72	0.134	58.132	72	0.137	50.160	60	0.946	50.618	199	1 Lap	58.586	272	1.685	49.364	272	1.868	49.346
60	0.253	58.251	16	0.795	50.257	16	1.307	50.184	272	2.046	49.353	60	3.962	50.255	60	4.694	49.713
91	0.577	58.575	47	0.894	51.079	272	1.777	49.794	60	2.814	50.100	47	4.018	49.990	47	4.776	49.735
272	0.645	58.643	272	1.655	50.699	47	1.836	50.614	47	3.376	49.956	16	6.377	50.614	16	8.578	50.507
16	0.937	58.935	91	2.693	51.858	29	4.319	50.972	16	4.431	51.055	272	8.051	50.118	71	8.962	49.529
40	1.307	59.305	29	3.019	51.476	91	4.628	51.607	40	6.536	49.554	71	8.117	49.770	40	9.996	50.616
71	1.503	59.501	71	3.171	50.940	71	4.739	51.240	29	7.244	50.555	29	9.759	50.522	29	12.311	50.887
29	1.596	59.594	40	3.824	51.682	40	4.984	50.832	114	26.801	52.611	91	9.759	51.783	91	14.165	50.378
24	2.185	1:00.183	68	3.935	51.207	68	5.177	50.914	114	28.944	53.653	68	12.320	51.555	68	16.635	51.769
68	2.731	1:00.729	24	4.791	52.248	24	6.379	51.260	114			24	14.048	51.033	24	19.971	51.619
76	3.834	1:01.832	76	6.900	51.901	76	9.093	51.865	114			76	21.949	52.754	8	26.525	51.519
17	3.918	1:01.916	8	8.792	52.708	8	11.557	52.437	114			8	22.098	51.955	76	26.773	51.708
8	4.300	1:02.298	17	9.484	53.657	17	12.463	52.651	114			8	22.098	51.955	175	29.213	51.431
39	4.664	1:02.662	39	10.393	53.449	39	13.581	52.860	114			16	22.098	51.955	17	31.718	51.781
175	5.010	1:03.008	12	10.584	53.494	12	13.700	52.788	114			16	22.098	51.955	15	31.812	51.716
12	5.069	1:03.067	175	10.833	53.628	175	14.029	52.868	114			16	22.098	51.955	39	34.159	51.915
15	5.346	1:03.344	15	11.809	54.110	15	15.039	52.902	114			16	22.098	51.955	646	34.229	51.505
74	6.154	1:04.152	74	13.458	54.235	646	17.630	53.748	114			16	22.098	51.955	12	34.410	51.756
139	6.278	1:04.276	646	13.554	54.129	277	17.914	53.294	114			16	22.098	51.955	277	38.506	52.742
646	6.378	1:04.376	139	14.180	54.849	74	18.006	54.220	114			16	22.098	51.955	199	1 Lap	57.168
277	6.483	1:04.481	277	14.292	54.648	333	19.326	54.159	114			16	22.098	51.955	50	41.493	52.215
50	7.135	1:05.133	50	14.655	54.604	50	19.760	54.777	114			16	22.098	51.955	74	45.079	53.273
116	7.587	1:05.585	333	14.839	54.580	116	20.337	54.058	114			16	22.098	51.955	333	45.273	53.166
333	7.711	1:05.709	116	15.951	55.256	116	20.658	53.937	114			16	22.098	51.955	114	45.444	53.415
114	9.132	1:07.130	114	16.393	54.088	114	20.658	53.937	114			16	22.098	51.955			
83	9.582	1:07.580	199	25.401	58.223	199	34.062	58.333	114			16	22.098	51.955			
199	10.286	1:08.284							114			16	22.098	51.955			

Weather / Track : Cloudy / Dry

BMCRC - MRO Championships 2019 - Rnd 1 @ Brands Hatch Indy
Reactive Parts MRO Powerbikes inc Racebuykz.com Clubman 1000
RACE 4 - LAP CHART

LAP 12 @ 12:34:03.841

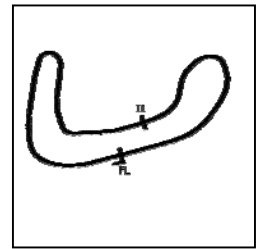
NO	BEHIND	LAP TIME
72		49.072
272	2.420	49.624
60	5.115	49.493
47	5.520	49.816
16	9.740	50.234
71	9.795	49.905
40	11.005	50.081
29	14.172	50.933
91	15.735	50.642
24	20.232	51.333
8	29.105	51.652
76	29.657	51.956
175	31.019	50.878
15	34.309	51.569
17	34.571	51.925
39	37.149	52.062
12	37.454	52.116
646	37.561	52.404
277	41.463	52.029
50	45.284	52.863
199	1 Lap	56.766
333	49.074	52.873

LAP 13 @ 12:34:53.910

NO	BEHIND	LAP TIME
72		50.069
114	1 Lap	53.795
74	1 Lap	54.190
272	1.602	49.251
60	4.876	49.830
47	5.000	49.549
16	10.186	50.515
71	10.282	50.556
40	10.761	49.825
29	15.321	51.218
91	16.151	50.485
24	21.655	51.492
8	30.395	51.359
76	30.570	50.982
175	32.205	51.255
15	35.948	51.708
17	36.300	51.798
39	39.058	51.978
12	39.147	51.762
277	43.934	52.540
50	48.378	53.163
333	52.303	53.298
199	1 Lap	57.549

Weather / Track : Cloudy / Dry

BMCRC - MRO Championships 2019 - Rnd 1 @ Brands Hatch Indy
Reactive Parts MRO Powerbikes inc Racebuykz.com Clubman 1000
RACE 4 - SECTOR ANALYSIS



SECTOR 1 = FL to I1, SECTOR 2 = I1 to FL, DIFF = Difference To Personal Best Lap, P = Crossed Finish Line in Pit Lane, D = Time Disallowed

P1 72 Michael O'BRIEN		Yamaha -				
IDEAL LAP TIME : 49.072		BEST LAP TIME : 49.072		DIFFERENCE : 0.000		
LAP	SECTOR 1	SECTOR 2	LAP TIME	MPH	DIFF	TIME OF DAY
1 -		21.178	58.132	74.80	9.060	12:24:56.644
2 -	31.890	19.988	51.878	83.82	2.806	12:25:48.522
3 -	30.422	19.738	50.160	86.69	1.088	12:26:38.682
4 -	30.007	19.528	49.535	87.78	0.463	12:27:28.217
5 -	29.905	19.570	49.475	87.89	0.403	12:28:17.692
6 -	29.833	19.689	49.522	87.81	0.450	12:29:07.214
7 -	29.798	19.838	49.636	87.60	0.564	12:29:56.850
8 -	29.812	19.625	49.437 (3)	87.96	0.365	12:30:46.287
9 -	29.903	19.742	49.645	87.59	0.573	12:31:35.932
10 -	30.135	19.539	49.674	87.54	0.602	12:32:25.606
11 -	29.664	19.499	49.163 (2)	88.45	0.091	12:33:14.769
12 -	29.646	19.426	49.072 (1)	88.61		12:34:03.841
13 -	29.799	20.270	50.069	86.85	0.997	12:34:53.910

P2 272 C Daniel JOHNSON		BMW -				
IDEAL LAP TIME : 49.105		BEST LAP TIME : 49.251		DIFFERENCE : 0.146		
LAP	SECTOR 1	SECTOR 2	LAP TIME	MPH	DIFF	TIME OF DAY
1 -		21.298	58.643	74.15	9.392	12:24:57.155
2 -	32.238	20.108	52.346	83.07	3.095	12:25:49.501
3 -	30.834	19.865	50.699	85.77	1.448	12:26:40.200
4 -	30.291	19.503	49.794	87.33	0.543	12:27:29.994
5 -	30.154	19.525	49.679	87.53	0.428	12:28:19.673
6 -	30.097	19.773	49.870	87.19	0.619	12:29:09.543
7 -	29.881	19.472	49.353 (3)	88.11	0.102	12:29:58.896
8 -	29.996	19.361	49.357	88.10	0.106	12:30:48.253
9 -	29.838	19.526	49.364	88.09	0.113	12:31:37.617
10 -	30.178	19.496	49.674	87.54	0.423	12:32:27.291
11 -	29.756	19.590	49.346 (2)	88.12	0.095	12:33:16.637
12 -	29.949	19.675	49.624	87.63	0.373	12:34:06.261
13 -	29.744	19.507	49.251 (1)	88.29		12:34:55.512

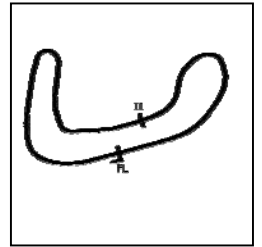
P3 60 Peter BAKER		Kawasaki - Dodfrey Engineering				
IDEAL LAP TIME : 49.493		BEST LAP TIME : 49.493		DIFFERENCE : 0.000		
LAP	SECTOR 1	SECTOR 2	LAP TIME	MPH	DIFF	TIME OF DAY
1 -		20.608	58.251	74.65	8.758	12:24:56.763
2 -	31.368	20.080	51.448	84.52	1.955	12:25:48.211
3 -	30.271	20.063	50.334	86.39	0.841	12:26:38.545
4 -	30.577	20.041	50.618	85.91	1.125	12:27:29.163
5 -	30.345	19.832	50.177	86.66	0.684	12:28:19.340
6 -	30.202	20.022	50.224	86.58	0.731	12:29:09.564
7 -	30.253	19.847	50.100	86.79	0.607	12:29:59.664
8 -	30.017	19.958	49.975	87.01	0.482	12:30:49.639
9 -	30.317	19.938	50.255	86.53	0.762	12:31:39.894
10 -	30.156	19.700	49.856	87.22	0.363	12:32:29.750
11 -	29.970	19.743	49.713 (2)	87.47	0.220	12:33:19.463
12 -	29.862	19.631	49.493 (1)	87.86		12:34:08.956
13 -	30.044	19.786	49.830 (3)	87.26	0.337	12:34:58.786

P4 47 Daryl DANCE		Yamaha - 2 brothers scaffolding				
IDEAL LAP TIME : 49.514		BEST LAP TIME : 49.549		DIFFERENCE : 0.035		
LAP	SECTOR 1	SECTOR 2	LAP TIME	MPH	DIFF	TIME OF DAY
1 -		20.808	57.998	74.97	8.449	12:24:56.510
2 -	31.657	20.193	51.850	83.86	2.301	12:25:48.360
3 -	31.091	19.988	51.079	85.13	1.530	12:26:39.439
4 -	30.754	19.860	50.614	85.91	1.065	12:27:30.053
5 -	30.586	19.670	50.256	86.52	0.707	12:28:20.309
6 -	30.244	19.717	49.961	87.03	0.412	12:29:10.270

Weather / Track : Cloudy / Dry

Brands Hatch Indy
 Circuit Length = 1.2079 miles
 Start: 12:23 Flag 12:34 End: 12:35

BMCRC - MRO Championships 2019 - Rnd 1 @ Brands Hatch Indy
Reactive Parts MRO Powerbikes inc Racebuykz.com Clubman 1000
RACE 4 - SECTOR ANALYSIS



SECTOR 1 = FL to I1, SECTOR 2 = I1 to FL, DIFF = Difference To Personal Best Lap, P = Crossed Finish Line in Pit Lane, D = Time Disallowed

7 -	30.495	19.461	49.956	87.04	0.407	12:30:00.226
8 -	30.172	19.562	49.734 (2)	87.43	0.185	12:30:49.960
9 -	30.344	19.646	49.990	86.98	0.441	12:31:39.950
10 -	30.487	19.373	49.860	87.21	0.311	12:32:29.810
11 -	30.194	19.541	49.735 (3)	87.43	0.186	12:33:19.545
12 -	30.243	19.573	49.816	87.29	0.267	12:34:09.361
13 -	30.141	19.408	49.549 (1)	87.76		12:34:58.910

P5 16 C	Glenn WALSH		BMW - GW ELECTRICAL			
IDEAL LAP TIME : 49.961		BEST LAP TIME : 50.184	DIFFERENCE : 0.223			

LAP	SECTOR 1	SECTOR 2	LAP TIME	MPH	DIFF	TIME OF DAY
1 -		20.939	58.935	73.78	8.751	12:24:57.447
2 -	31.390	20.246	51.636	84.21	1.452	12:25:49.083
3 -	30.322	19.935	50.257	86.52	0.073	12:26:39.340
4 -	30.322	19.862	50.184 (1)	86.65		12:27:29.524
5 -	30.337	19.901	50.238 (3)	86.56	0.054	12:28:19.762
6 -	30.355	20.109	50.464	86.17	0.280	12:29:10.226
7 -	31.051	20.004	51.055	85.17	0.871	12:30:01.281
8 -	30.610	19.804	50.414	86.25	0.230	12:30:51.695
9 -	30.481	20.133	50.614	85.91	0.430	12:31:42.309
10 -	30.396	20.135	50.531	86.05	0.347	12:32:32.840
11 -	30.303	20.204	50.507	86.09	0.323	12:33:23.347
12 -	30.157	20.077	50.234 (2)	86.56	0.050	12:34:13.581
13 -	30.552	19.963	50.515	86.08	0.331	12:35:04.096

P6 71	Tom NORTON		Suzuki - Mike Newman Haulage			
IDEAL LAP TIME : 49.392		BEST LAP TIME : 49.529	DIFFERENCE : 0.137			

LAP	SECTOR 1	SECTOR 2	LAP TIME	MPH	DIFF	TIME OF DAY
1 -		21.123	59.501	73.08	9.972	12:24:58.013
2 -	32.288	20.475	52.763	82.41	3.234	12:25:50.776
3 -	30.662	20.278	50.940	85.36	1.411	12:26:41.716
4 -	31.197	20.043	51.240	84.86	1.711	12:27:32.956
5 -	30.391	20.324	50.715	85.74	1.186	12:28:23.671
6 -	30.504	19.791	50.295	86.46	0.766	12:29:13.966
7 -	30.475	19.741	50.216	86.59	0.687	12:30:04.182
8 -	30.422	19.675	50.097	86.80	0.568	12:30:54.279
9 -	30.214	19.556	49.770 (2)	87.37	0.241	12:31:44.049
10 -	30.709	19.444	50.153	86.70	0.624	12:32:34.202
11 -	29.948	19.581	49.529 (1)	87.79		12:33:23.731
12 -	30.112	19.793	49.905 (3)	87.13	0.376	12:34:13.636
13 -	30.927	19.629	50.556	86.01	1.027	12:35:04.192

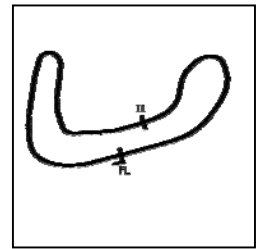
P7 40	Aiden PATMORE		Kawasaki - TBR Performance/NW Roofing			
IDEAL LAP TIME : 49.554		BEST LAP TIME : 49.554	DIFFERENCE : 0.000			

LAP	SECTOR 1	SECTOR 2	LAP TIME	MPH	DIFF	TIME OF DAY
1 -		21.230	59.305	73.32	9.751	12:24:57.817
2 -	32.226	20.644	52.870	82.25	3.316	12:25:50.687
3 -	31.486	20.196	51.682	84.14	2.128	12:26:42.369
4 -	30.822	20.010	50.832	85.54	1.278	12:27:33.201
5 -	30.410	19.933	50.343	86.37	0.789	12:28:23.544
6 -	30.257	20.031	50.288	86.47	0.734	12:29:13.832
7 -	29.847	19.707	49.554 (1)	87.75		12:30:03.386
8 -	30.448	20.031	50.479	86.14	0.925	12:30:53.865
9 -	30.032	20.086	50.118	86.76	0.564	12:31:43.983
10 -	30.291	19.875	50.166	86.68	0.612	12:32:34.149
11 -	30.438	20.178	50.616	85.91	1.062	12:33:24.765
12 -	30.214	19.867	50.081 (3)	86.83	0.527	12:34:14.846
13 -	30.056	19.769	49.825 (2)	87.27	0.271	12:35:04.671

Weather / Track : Cloudy / Dry

Brands Hatch Indy
 Circuit Length = 1.2079 miles
 Start: 12:23 Flag 12:34 End: 12:35

BMCRC - MRO Championships 2019 - Rnd 1 @ Brands Hatch Indy
Reactive Parts MRO Powerbikes inc Racebuykz.com Clubman 1000
RACE 4 - SECTOR ANALYSIS



SECTOR 1 = FL to I1, SECTOR 2 = I1 to FL, DIFF = Difference To Personal Best Lap, P = Crossed Finish Line in Pit Lane, D = Time Disallowed

P8 29 C		Mark BRIDGER		Yamaha -			
IDEAL LAP TIME : 50.299		BEST LAP TIME : 50.334		DIFFERENCE : 0.035			
LAP	SECTOR 1	SECTOR 2	LAP TIME	MPH	DIFF	TIME OF DAY	
1 -		20.625	59.594	72.97	9.260	12:24:58.106	
2 -	31.777	20.205	51.982	83.65	1.648	12:25:50.088	
3 -	30.897	20.579	51.476	84.47	1.142	12:26:41.564	
4 -	30.829	20.143	50.972	85.31	0.638	12:27:32.536	
5 -	30.562	20.107	50.669	85.82	0.335	12:28:23.205	
6 -	30.383	19.951	50.334 (1)	86.39		12:29:13.539	
7 -			50.555	86.01	0.221	12:30:04.094	
8 -	30.829	20.246	51.075	85.14	0.741	12:30:55.169	
9 -	30.548	19.974	50.522 (3)	86.07	0.188	12:31:45.691	
10 -	30.348	20.154	50.502 (2)	86.10	0.168	12:32:36.193	
11 -	30.685	20.202	50.887	85.45	0.553	12:33:27.080	
12 -	30.563	20.370	50.933	85.37	0.599	12:34:18.013	
13 -	30.809	20.409	51.218	84.90	0.884	12:35:09.231	

P9 91 C		Lee Jon DEVONPORT		Yamaha - class one truck repairs ltd			
IDEAL LAP TIME : 50.261		BEST LAP TIME : 50.378		DIFFERENCE : 0.117			
LAP	SECTOR 1	SECTOR 2	LAP TIME	MPH	DIFF	TIME OF DAY	
1 -		20.809	58.575	74.23	8.197	12:24:57.087	
2 -	31.859	20.434	52.293	83.15	1.915	12:25:49.380	
3 -	31.456	20.402	51.858	83.85	1.480	12:26:41.238	
4 -	31.426	20.181	51.607	84.26	1.229	12:27:32.845	
5 -	31.198	19.973	51.171	84.98	0.793	12:28:24.016	
6 -	30.718	19.828	50.546	86.03	0.168	12:29:14.562	
7 -	30.904	20.116	51.020	85.23	0.642	12:30:05.582	
8 -	30.729	20.036	50.765	85.66	0.387	12:30:56.347	
9 -	31.503	20.280	51.783	83.97	1.405	12:31:48.130	
10 -	30.523	19.903	50.426 (2)	86.23	0.048	12:32:38.556	
11 -	30.433	19.945	50.378 (1)	86.31		12:33:28.934	
12 -	30.562	20.080	50.642	85.86	0.264	12:34:19.576	
13 -	30.502	19.983	50.485 (3)	86.13	0.107	12:35:10.061	

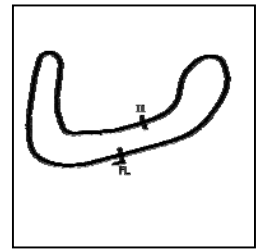
P10 24		Alan SMITH		Kawasaki - Orwells Mcs			
IDEAL LAP TIME : 50.861		BEST LAP TIME : 50.965		DIFFERENCE : 0.104			
LAP	SECTOR 1	SECTOR 2	LAP TIME	MPH	DIFF	TIME OF DAY	
1 -		20.847	1:00.183	72.25	9.218	12:24:58.695	
2 -	31.909	20.484	52.393	82.99	1.428	12:25:51.088	
3 -	32.044	20.204	52.248	83.23	1.283	12:26:43.336	
4 -	31.344	19.916	51.260	84.83	0.295	12:27:34.596	
5 -	31.014	19.975	50.989 (3)	85.28	0.024	12:28:25.585	
6 -	31.071	19.894	50.965 (1)	85.32		12:29:16.550	
7 -	31.127	19.847	50.974 (2)	85.31	0.009	12:30:07.524	
8 -	31.237	20.186	51.423	84.56	0.458	12:30:58.947	
9 -	31.041	19.992	51.033	85.21	0.068	12:31:49.980	
10 -	31.035	20.106	51.141	85.03	0.176	12:32:41.121	
11 -	31.614	20.005	51.619	84.24	0.654	12:33:32.740	
12 -	31.172	20.161	51.333	84.71	0.368	12:34:24.073	
13 -	31.430	20.062	51.492	84.45	0.527	12:35:15.565	

P11 8		John COUGHLAN		Aprilia - BIKERSWORLD			
IDEAL LAP TIME : 51.271		BEST LAP TIME : 51.338		DIFFERENCE : 0.067			
LAP	SECTOR 1	SECTOR 2	LAP TIME	MPH	DIFF	TIME OF DAY	
1 -		22.054	1:02.298	69.80	10.960	12:25:00.810	
2 -	33.164	20.655	53.819	80.80	2.481	12:25:54.629	
3 -	31.956	20.752	52.708	82.50	1.370	12:26:47.337	
4 -	31.876	20.561	52.437	82.93	1.099	12:27:39.774	
5 -	31.283	20.532	51.815	83.92	0.477	12:28:31.589	
6 -	31.072	20.528	51.600	84.27	0.262	12:29:23.189	

Weather / Track : Cloudy / Dry

Brands Hatch Indy
 Circuit Length = 1.2079 miles
 Start: 12:23 Flag 12:34 End: 12:35

BMCRC - MRO Championships 2019 - Rnd 1 @ Brands Hatch Indy
Reactive Parts MRO Powerbikes inc Racebuykz.com Clubman 1000
RACE 4 - SECTOR ANALYSIS



SECTOR 1 = FL to I1, SECTOR 2 = I1 to FL, DIFF = Difference To Personal Best Lap, P = Crossed Finish Line in Pit Lane, D = Time Disallowed

7 -	31.164	20.384	51.548	84.36	0.210	12:30:14.737
8 -	31.047	20.291	51.338 (1)	84.70		12:31:06.075
9 -	31.261	20.694	51.955	83.69	0.617	12:31:58.030
10 -	31.268	20.477	51.745	84.03	0.407	12:32:49.775
11 -	31.009	20.510	51.519 (3)	84.40	0.181	12:33:41.294
12 -	31.033	20.619	51.652	84.19	0.314	12:34:32.946
13 -	31.097	20.262	51.359 (2)	84.67	0.021	12:35:24.305

P12	76	Jason BYARD	Suzuki - May Construction			
IDEAL LAP TIME : 50.982		BEST LAP TIME : 50.982	DIFFERENCE : 0.000			

LAP	SECTOR 1	SECTOR 2	LAP TIME	MPH	DIFF	TIME OF DAY
1 -		21.865	1:01.832	70.32	10.850	12:25:00.344
2 -	32.525	20.675	53.200	81.74	2.218	12:25:53.544
3 -	31.571	20.330	51.901	83.78	0.919	12:26:45.445
4 -	31.345	20.520	51.865	83.84	0.883	12:27:37.310
5 -	31.495	20.416	51.911	83.77	0.929	12:28:29.221
6 -	31.218	20.462	51.680 (2)	84.14	0.698	12:29:20.901
7 -	31.631	20.490	52.121	83.43	1.139	12:30:13.022
8 -	31.542	20.563	52.105	83.45	1.123	12:31:05.127
9 -	32.055	20.699	52.754	82.43	1.772	12:31:57.881
10 -	31.805	20.148	51.953	83.70	0.971	12:32:49.834
11 -	31.478	20.230	51.708 (3)	84.09	0.726	12:33:41.542
12 -	31.372	20.584	51.956	83.69	0.974	12:34:33.498
13 -	30.913	20.069	50.982 (1)	85.29		12:35:24.480

P13	175 C	Mark KENDLE	Kawasaki - LIMAR OILTOOLS			
IDEAL LAP TIME : 50.687		BEST LAP TIME : 50.715	DIFFERENCE : 0.028			

LAP	SECTOR 1	SECTOR 2	LAP TIME	MPH	DIFF	TIME OF DAY
1 -		22.375	1:03.008	69.01	12.293	12:25:01.520
2 -	33.319	20.911	54.230	80.18	3.515	12:25:55.750
3 -	32.647	20.981	53.628	81.08	2.913	12:26:49.378
4 -	32.196	20.672	52.868	82.25	2.153	12:27:42.246
5 -	31.955	20.847	52.802	82.35	2.087	12:28:35.048
6 -	31.662	19.993	51.655	84.18	0.940	12:29:26.703
7 -	30.694	20.021	50.715 (1)	85.74		12:30:17.418
8 -	31.310	20.472	51.782	83.97	1.067	12:31:09.200
9 -	31.497	20.006	51.503	84.43	0.788	12:32:00.703
10 -	31.669	20.179	51.848	83.87	1.133	12:32:52.551
11 -	31.166	20.265	51.431	84.55	0.716	12:33:43.982
12 -	30.701	20.177	50.878 (2)	85.47	0.163	12:34:34.860
13 -	31.027	20.228	51.255 (3)	84.84	0.540	12:35:26.115

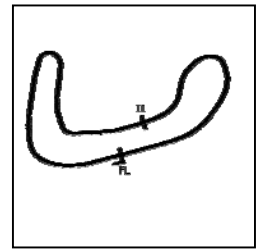
P14	15	Mariusz SIEMIENIUK-JUZWIK	BMW - BELMONT AUTO SERVICE			
IDEAL LAP TIME : 51.312		BEST LAP TIME : 51.312	DIFFERENCE : 0.000			

LAP	SECTOR 1	SECTOR 2	LAP TIME	MPH	DIFF	TIME OF DAY
1 -		22.187	1:03.344	68.65	12.032	12:25:01.856
2 -	33.411	20.977	54.388	79.95	3.076	12:25:56.244
3 -	33.095	21.015	54.110	80.36	2.798	12:26:50.354
4 -	32.515	20.387	52.902	82.20	1.590	12:27:43.256
5 -	31.653	20.411	52.064	83.52	0.752	12:28:35.320
6 -	32.043	20.525	52.568	82.72	1.256	12:29:27.888
7 -	31.526	20.318	51.844	83.87	0.532	12:30:19.732
8 -	31.742	20.524	52.266	83.20	0.954	12:31:11.998
9 -	31.067	20.245	51.312 (1)	84.74		12:32:03.310
10 -			51.555 (2)	84.34	0.243	12:32:54.865
11 -	31.185	20.531	51.716	84.08	0.404	12:33:46.581
12 -	31.155	20.414	51.569 (3)	84.32	0.257	12:34:38.150
13 -	31.191	20.517	51.708	84.09	0.396	12:35:29.858

Weather / Track : Cloudy / Dry

Brands Hatch Indy
 Circuit Length = 1.2079 miles
 Start: 12:23 Flag 12:34 End: 12:35

BMCRC - MRO Championships 2019 - Rnd 1 @ Brands Hatch Indy
Reactive Parts MRO Powerbikes inc Racebuykz.com Clubman 1000
RACE 4 - SECTOR ANALYSIS



SECTOR 1 = FL to I1, SECTOR 2 = I1 to FL, DIFF = Difference To Personal Best Lap, P = Crossed Finish Line in Pit Lane, D = Time Disallowed

P15 17 Philip BAKER		BMW - Ashford accident repair center Godfrey plastering servic				
IDEAL LAP TIME : 51.671		BEST LAP TIME : 51.781		DIFFERENCE : 0.110		
LAP	SECTOR 1	SECTOR 2	LAP TIME	MPH	DIFF	TIME OF DAY
1 -		21.829	1:01.916	70.23	10.135	12:25:00.428
2 -	33.099	20.845	53.944	80.61	2.163	12:25:54.372
3 -	32.926	20.731	53.657	81.04	1.876	12:26:48.029
4 -	32.039	20.612	52.651	82.59	0.870	12:27:40.680
5 -	31.979	20.652	52.631	82.62	0.850	12:28:33.311
6 -	31.456	20.535	51.991	83.64	0.210	12:29:25.302
7 -	31.400	20.517	51.917 (3)	83.76	0.136	12:30:17.219
8 -	31.313	20.788	52.101	83.46	0.320	12:31:09.320
9 -	31.764	20.441	52.205	83.29	0.424	12:32:01.525
10 -	32.601	20.580	53.181	81.76	1.400	12:32:54.706
11 -	31.308	20.473	51.781 (1)	83.98		12:33:46.487
12 -	31.349	20.576	51.925	83.74	0.144	12:34:38.412
13 -	31.435	20.363	51.798 (2)	83.95	0.017	12:35:30.210

P16 39 C Max MORGAN		Kawasaki - MSS PERFORMANCE				
IDEAL LAP TIME : 51.767		BEST LAP TIME : 51.915		DIFFERENCE : 0.148		
LAP	SECTOR 1	SECTOR 2	LAP TIME	MPH	DIFF	TIME OF DAY
1 -		22.269	1:02.662	69.39	10.747	12:25:01.174
2 -	33.019	21.296	54.315	80.06	2.400	12:25:55.489
3 -	32.447	21.002	53.449	81.35	1.534	12:26:48.938
4 -	31.967	20.893	52.860	82.26	0.945	12:27:41.798
5 -	32.135	20.985	53.120	81.86	1.205	12:28:34.918
6 -	32.249	20.543	52.792	82.37	0.877	12:29:27.710
7 -	31.435	20.511	51.946 (2)	83.71	0.031	12:30:19.656
8 -	31.753	20.777	52.530	82.78	0.615	12:31:12.186
9 -	31.855	20.535	52.390	83.00	0.475	12:32:04.576
10 -	31.759	20.678	52.437	82.93	0.522	12:32:57.013
11 -	31.386	20.529	51.915 (1)	83.76		12:33:48.928
12 -	31.458	20.604	52.062	83.52	0.147	12:34:40.990
13 -	31.256	20.722	51.978 (3)	83.66	0.063	12:35:32.968

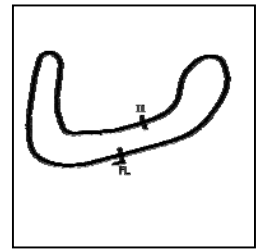
P17 12 David COMBRINCK		Kawasaki -				
IDEAL LAP TIME : 51.658		BEST LAP TIME : 51.756		DIFFERENCE : 0.098		
LAP	SECTOR 1	SECTOR 2	LAP TIME	MPH	DIFF	TIME OF DAY
1 -		22.303	1:03.067	68.95	11.311	12:25:01.579
2 -	32.635	21.421	54.056	80.44	2.300	12:25:55.635
3 -	32.440	21.054	53.494	81.29	1.738	12:26:49.129
4 -	32.003	20.785	52.788	82.37	1.032	12:27:41.917
5 -	32.006	21.263	53.269	81.63	1.513	12:28:35.186
6 -	32.012	20.571	52.583	82.69	0.827	12:29:27.769
7 -	31.543	20.495	52.038 (3)	83.56	0.282	12:30:19.807
8 -	31.989	20.521	52.510	82.81	0.754	12:31:12.317
9 -	31.747	20.578	52.325	83.10	0.569	12:32:04.642
10 -	31.758	21.023	52.781	82.38	1.025	12:32:57.423
11 -	31.403	20.353	51.756 (1)	84.02		12:33:49.179
12 -	31.598	20.518	52.116	83.44	0.360	12:34:41.295
13 -	31.305	20.457	51.762 (2)	84.01	0.006	12:35:33.057

P18 277 Adrian AVERRE		Yamaha - Ryders Alley Racing				
IDEAL LAP TIME : 51.999		BEST LAP TIME : 52.029		DIFFERENCE : 0.030		
LAP	SECTOR 1	SECTOR 2	LAP TIME	MPH	DIFF	TIME OF DAY
1 -		22.228	1:04.481	67.43	12.452	12:25:02.993
2 -	33.871	21.325	55.196	78.78	3.167	12:25:58.189
3 -	33.467	21.181	54.648	79.57	2.619	12:26:52.837
4 -	32.532	20.762	53.294	81.59	1.265	12:27:46.131
5 -	32.196	20.521	52.717	82.48	0.688	12:28:38.848
6 -	31.907	20.471	52.378	83.02	0.349	12:29:31.226

Weather / Track : Cloudy / Dry

Brands Hatch Indy
 Circuit Length = 1.2079 miles
 Start: 12:23 Flag 12:34 End: 12:35

BMCRC - MRO Championships 2019 - Rnd 1 @ Brands Hatch Indy
Reactive Parts MRO Powerbikes inc Racebuykz.com Clubman 1000
RACE 4 - SECTOR ANALYSIS



SECTOR 1 = FL to I1, SECTOR 2 = I1 to FL, DIFF = Difference To Personal Best Lap, P = Crossed Finish Line in Pit Lane, D = Time Disallowed

7 -	31.768	20.540	52.308 (3)	83.13	0.279	12:30:23.534
8 -	31.815	20.641	52.456	82.90	0.427	12:31:15.990
9 -	31.864	20.495	52.359	83.05	0.330	12:32:08.349
10 -	31.624	20.560	52.184 (2)	83.33	0.155	12:33:00.533
11 -	31.891	20.851	52.742	82.45	0.713	12:33:53.275
12 -	31.528	20.501	52.029 (1)	83.58		12:34:45.304
13 -	31.940	20.600	52.540	82.76	0.511	12:35:37.844

P19 50 C Dan WELFORD			Suzuki - SEG Sussex Electric Gates/ Vistec systems			
IDEAL LAP TIME : 51.670		BEST LAP TIME : 51.993	DIFFERENCE : 0.323			

LAP	SECTOR 1	SECTOR 2	LAP TIME	MPH	DIFF	TIME OF DAY
1 -		22.405	1:05.133	66.76	13.140	12:25:03.645
2 -	33.506	21.445	54.951	79.13	2.958	12:25:58.596
3 -	33.329	21.275	54.604	79.63	2.611	12:26:53.200
4 -	33.577	21.200	54.777	79.38	2.784	12:27:47.977
5 -	31.730	20.848	52.578	82.70	0.585	12:28:40.555
6 -	32.194	21.015	53.209	81.72	1.216	12:29:33.764
7 -	32.180	20.924	53.104	81.88	1.111	12:30:26.868
8 -	31.731	20.838	52.569 (3)	82.72	0.576	12:31:19.437
9 -	31.721	20.272	51.993 (1)	83.63		12:32:11.430
10 -	31.901	20.716	52.617	82.64	0.624	12:33:04.047
11 -	31.398	20.817	52.215 (2)	83.28	0.222	12:33:56.262
12 -	32.010	20.853	52.863	82.26	0.870	12:34:49.125
13 -	32.227	20.936	53.163	81.79	1.170	12:35:42.288

P20 333 C Andrew HOUGHTON			Yamaha - Yamaha UK			
IDEAL LAP TIME : 52.700		BEST LAP TIME : 52.805	DIFFERENCE : 0.105			

LAP	SECTOR 1	SECTOR 2	LAP TIME	MPH	DIFF	TIME OF DAY
1 -		22.652	1:05.709	66.17	12.904	12:25:04.221
2 -	33.269	21.314	54.583	79.66	1.778	12:25:58.804
3 -	33.371	21.209	54.580	79.67	1.775	12:26:53.384
4 -	33.220	20.939	54.159	80.29	1.354	12:27:47.543
5 -	32.035	20.770	52.805 (1)	82.35		12:28:40.348
6 -	32.049	21.098	53.147 (3)	81.82	0.342	12:29:33.495
7 -	32.305	20.998	53.303	81.58	0.498	12:30:26.798
8 -	32.654	20.986	53.640	81.07	0.835	12:31:20.438
9 -	32.262	20.966	53.228	81.69	0.423	12:32:13.666
10 -	32.251	20.959	53.210	81.72	0.405	12:33:06.876
11 -	31.930	21.236	53.166	81.79	0.361	12:34:00.042
12 -	32.063	20.810	52.873 (2)	82.24	0.068	12:34:52.915
13 -	32.392	20.906	53.298	81.59	0.493	12:35:46.213

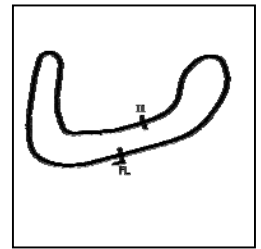
P21 114 C Ricky MARTIN			Honda - T.B.R Performance			
IDEAL LAP TIME : 52.400		BEST LAP TIME : 52.529	DIFFERENCE : 0.129			

LAP	SECTOR 1	SECTOR 2	LAP TIME	MPH	DIFF	TIME OF DAY
1 -		22.808	1:07.130	64.77	14.601	12:25:05.642
2 -	33.804	21.404	55.208	78.76	2.679	12:26:00.850
3 -	32.973	21.115	54.088	80.39	1.559	12:26:54.938
4 -	33.162	20.775	53.937	80.62	1.408	12:27:48.875
5 -	32.054	20.475	52.529 (1)	82.78		12:28:41.404
6 -	31.925	20.686	52.611 (2)	82.65	0.082	12:29:34.015
7 -	32.261	20.967	53.228	81.69	0.699	12:30:27.243
8 -	31.973	20.952	52.925 (3)	82.16	0.396	12:31:20.168
9 -	32.212	20.862	53.074	81.93	0.545	12:32:13.242
10 -	32.392	21.164	53.556	81.19	1.027	12:33:06.798
11 -	32.274	21.141	53.415	81.41	0.886	12:34:00.213
12 -	32.509	21.286	53.795	80.83	1.266	12:34:54.008

Weather / Track : Cloudy / Dry

Brands Hatch Indy
 Circuit Length = 1.2079 miles
 Start: 12:23 Flag 12:34 End: 12:35

BMCRC - MRO Championships 2019 - Rnd 1 @ Brands Hatch Indy
Reactive Parts MRO Powerbikes inc Racebuykz.com Clubman 1000
RACE 4 - SECTOR ANALYSIS



SECTOR 1 = FL to I1, SECTOR 2 = I1 to FL, DIFF = Difference To Personal Best Lap, P = Crossed Finish Line in Pit Lane, D = Time Disallowed

P22 74 C		Andrew BURKE		Yamaha - Gasoline Alley Speedshop/Jake Packham		
IDEAL LAP TIME : 52.830		BEST LAP TIME : 53.011		DIFFERENCE : 0.181		
LAP	SECTOR 1	SECTOR 2	LAP TIME	MPH	DIFF	TIME OF DAY
1 -		22.260	1:04.152	67.78	11.141	12:25:02.664
2 -	33.419	21.685	55.104	78.91	2.093	12:25:57.768
3 -	32.870	21.365	54.235	80.18	1.224	12:26:52.003
4 -	32.668	21.552	54.220	80.20	1.209	12:27:46.223
5 -	32.938	20.976	53.914	80.65	0.903	12:28:40.137
6 -	32.139	21.096	53.235 (3)	81.68	0.224	12:29:33.372
7 -	32.232	20.982	53.214 (2)	81.71	0.203	12:30:26.586
8 -	32.097	21.244	53.341	81.52	0.330	12:31:19.927
9 -	32.251	20.760	53.011 (1)	82.03		12:32:12.938
10 -	32.473	21.164	53.637	81.07	0.626	12:33:06.575
11 -	32.070	21.203	53.273	81.62	0.262	12:33:59.848
12 -	32.682	21.508	54.190	80.24	1.179	12:34:54.038

P23 199		Michael FROST		Kawasaki -		
IDEAL LAP TIME : 56.766		BEST LAP TIME : 56.766		DIFFERENCE : 0.000		
LAP	SECTOR 1	SECTOR 2	LAP TIME	MPH	DIFF	TIME OF DAY
1 -		23.720	1:08.284	63.68	11.518	12:25:06.796
2 -	35.997	22.930	58.927	73.79	2.161	12:26:05.723
3 -	35.464	22.759	58.223	74.68	1.457	12:27:03.946
4 -	35.768	22.565	58.333	74.54	1.567	12:28:02.279
5 -	35.474	22.482	57.956	75.03	1.190	12:29:00.235
6 -	35.881	22.705	58.586	74.22	1.820	12:29:58.821
7 -	40.686	22.810	1:03.496	68.48	6.730	12:31:02.317
8 -	35.027	22.650	57.677	75.39	0.911	12:31:59.994
9 -	35.157	22.505	57.662	75.41	0.896	12:32:57.656
10 -	34.907	22.261	57.168 (2)	76.06	0.402	12:33:54.824
11 -	34.591	22.175	56.766 (1)	76.60		12:34:51.590
12 -	35.262	22.287	57.549 (3)	75.56	0.783	12:35:49.139

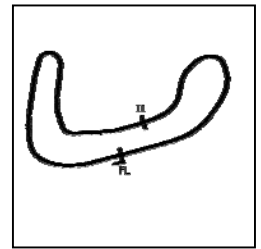
P24 646 C		Sukhminder RAI		Yamaha - Asian Sensation		
IDEAL LAP TIME : 51.343		BEST LAP TIME : 51.505		DIFFERENCE : 0.162		
LAP	SECTOR 1	SECTOR 2	LAP TIME	MPH	DIFF	TIME OF DAY
1 -		22.161	1:04.376	67.54	12.871	12:25:02.888
2 -	33.716	21.366	55.082	78.94	3.577	12:25:57.970
3 -	32.909	21.220	54.129	80.33	2.624	12:26:52.099
4 -	32.726	21.022	53.748	80.90	2.243	12:27:45.847
5 -	32.065	20.303	52.368	83.03	0.863	12:28:38.215
6 -	31.506	20.283	51.789 (3)	83.96	0.284	12:29:30.004
7 -	31.523	20.078	51.601 (2)	84.27	0.096	12:30:21.605
8 -	31.591	20.439	52.030	83.57	0.525	12:31:13.635
9 -	31.566	20.257	51.823	83.91	0.318	12:32:05.458
10 -	31.586	20.449	52.035	83.57	0.530	12:32:57.493
11 -	31.265	20.240	51.505 (1)	84.43		12:33:48.998
12 -	31.918	20.486	52.404	82.98	0.899	12:34:41.402

P25 68		Duncan GIBSON		Ducati - JHP and Realy racing		
IDEAL LAP TIME : 50.437		BEST LAP TIME : 50.734		DIFFERENCE : 0.297		
LAP	SECTOR 1	SECTOR 2	LAP TIME	MPH	DIFF	TIME OF DAY
1 -		20.932	1:00.729	71.60	9.995	12:24:59.241
2 -	31.833	20.199	52.032	83.57	1.298	12:25:51.273
3 -	31.347	19.860	51.207	84.92	0.473	12:26:42.480
4 -	30.959	19.955	50.914	85.41	0.180	12:27:33.394
5 -	30.886	19.984	50.870 (3)	85.48	0.136	12:28:24.264
6 -	30.895	19.921	50.816 (2)	85.57	0.082	12:29:15.080
7 -	31.074	19.660	50.734 (1)	85.71		12:30:05.814
8 -	30.777	20.106	50.883	85.46	0.149	12:30:56.697
9 -	31.395	20.160	51.555	84.34	0.821	12:31:48.252

Weather / Track : Cloudy / Dry

Brands Hatch Indy
 Circuit Length = 1.2079 miles
 Start: 12:23 Flag 12:34 End: 12:35

BMCRC - MRO Championships 2019 - Rnd 1 @ Brands Hatch Indy
Reactive Parts MRO Powerbikes inc Racebuykz.com Clubman 1000
RACE 4 - SECTOR ANALYSIS



SECTOR 1 = FL to I1, SECTOR 2 = I1 to FL, DIFF = Difference To Personal Best Lap, P = Crossed Finish Line in Pit Lane, D = Time Disallowed

10 -	31.209	20.174	51.383	84.63	0.649	12:32:39.635
11 -	31.333	20.436	51.769	84.00	1.035	12:33:31.404

P26 116	Matthew WREN		Suzuki - TBR performance			
IDEAL LAP TIME : 53.412		BEST LAP TIME : 53.653	DIFFERENCE : 0.241			

LAP	SECTOR 1	SECTOR 2	LAP TIME	MPH	DIFF	TIME OF DAY
1 -		22.610	1:05.585	66.30	11.932	12:25:04.097
2 -	33.881	21.262	55.143	78.86	1.490	12:25:59.240
3 -	34.187	21.069	55.256	78.69	1.603	12:26:54.496
4 -	33.234	20.824	54.058 (3)	80.44	0.405	12:27:48.554
5 -	32.872	21.079	53.951 (2)	80.60	0.298	12:28:42.505
6 -	32.790	20.863	53.653 (1)	81.05		12:29:36.158

P27 139	Shane SMITH		Honda - Ridemoto.com			
IDEAL LAP TIME : 54.849		BEST LAP TIME : 54.849	DIFFERENCE : 0.000			

LAP	SECTOR 1	SECTOR 2	LAP TIME	MPH	DIFF	TIME OF DAY
1 -		22.321	1:04.276	67.65	9.427	12:25:02.788
2 -	33.552	21.536	55.088 (2)	78.93	0.239	12:25:57.876
3 -	33.435	21.414	54.849 (1)	79.28		12:26:52.725

P28 83 C	Jason SIGGS		Yamaha - J Siggs Construction			
IDEAL LAP TIME : 58.881		BEST LAP TIME :	DIFFERENCE :			

LAP	SECTOR 1	SECTOR 2	LAP TIME	MPH	DIFF	TIME OF DAY
1 -		23.477	1:07.580	64.34		12:25:06.092

BMCRC - MRO Championships 2019 - Rnd 1 @ Brands Hatch Indy

Reactive Parts MRO Powerbikes inc Racebuykz.com Clubman 1000

RACE 4 - BEST SECTORS

SECTOR 1			SECTOR 2			IDEAL / BEST COMPARISON						
POS	NO	NAME	TIME	NO	NAME	TIME	POS	NO	NAME	IDEAL	BEST	DIFF
									PERFECT LAP	49.007		
1	72	O'BRIEN	29.646	272	JOHNSON	19.361	1	72	O'BRIEN	49.072	49.072	0.000
2	272	JOHNSON	29.744	47	DANCE	19.373	2	272	JOHNSON	49.105	49.251	0.146
3	40	PATMORE	29.847	72	O'BRIEN	19.426	3	71	NORTON	49.392	49.529	0.137
4	60	BAKER	29.862	71	NORTON	19.444	4	60	BAKER	49.493	49.493	0.000
5	71	NORTON	29.948	60	BAKER	19.631	5	47	DANCE	49.514	49.549	0.035
6	47	DANCE	30.141	68	GIBSON	19.660	6	40	PATMORE	49.554	49.554	0.000
7	16	WALSH	30.157	40	PATMORE	19.707	7	16	WALSH	49.961	50.184	0.223
8	29	BRIDGER	30.348	16	WALSH	19.804	8	91	DEVONPORT	50.261	50.378	0.117
9	91	DEVONPORT	30.433	91	DEVONPORT	19.828	9	29	BRIDGER	50.299	50.334	0.035
10	175	KENDLE	30.694	24	SMITH	19.847	10	68	GIBSON	50.437	50.734	0.297
11	68	GIBSON	30.777	29	BRIDGER	19.951	11	175	KENDLE	50.687	50.715	0.028
12	76	BYARD	30.913	175	KENDLE	19.993	12	24	SMITH	50.861	50.965	0.104
13	8	COUGHLAN	31.009	76	BYARD	20.069	13	76	BYARD	50.982	50.982	0.000
14	24	SMITH	31.014	646	RAI	20.078	14	8	COUGHLAN	51.271	51.338	0.067
15	15	SIEMIENIUK-JUZWIUK	31.067	15	SIEMIENIUK-JUZWIUK	20.245	15	15	SIEMIENIUK-JUZWIUK	51.312	51.312	0.000
16	39	MORGAN	31.256	8	COUGHLAN	20.262	16	646	RAI	51.343	51.505	0.162
17	646	RAI	31.265	50	WELFORD	20.272	17	12	COMBRINCK	51.658	51.756	0.098
18	12	COMBRINCK	31.305	12	COMBRINCK	20.353	18	50	WELFORD	51.670	51.993	0.323
19	17	BAKER	31.308	17	BAKER	20.363	19	17	BAKER	51.671	51.781	0.110
20	50	WELFORD	31.398	277	AVERRE	20.471	20	39	MORGAN	51.767	51.915	0.148
21	277	AVERRE	31.528	114	MARTIN	20.475	21	277	AVERRE	51.999	52.029	0.030
22	114	MARTIN	31.925	39	MORGAN	20.511	22	114	MARTIN	52.400	52.529	0.129
23	333	HOUGHTON	31.930	74	BURKE	20.760	23	333	HOUGHTON	52.700	52.805	0.105
24	74	BURKE	32.070	333	HOUGHTON	20.770	24	74	BURKE	52.830	53.011	0.181
25	116	WREN	32.588	116	WREN	20.824	25	116	WREN	53.412	53.653	0.241
26	139	SMITH	33.435	139	SMITH	21.414	26	139	SMITH	54.849	54.849	0.000
27	199	FROST	34.591	199	FROST	22.175	27	199	FROST	56.766	56.766	0.000
28	83	SIGGS	35.404	83	SIGGS	23.477	28	83	SIGGS	58.881		

Weather / Track : Cloudy / Dry

Results can be found at www.tsl-timing.com

Brands Hatch Indy
 Circuit Length = 1.2079 miles
 Start: 12:23 Flag 12:34 End: 12:35

Printed - 12:38 Sunday, 10 March 2019



ROW 13	39	52.805	333 Andrew HOUGHTON	38	96 Jose TOUCEDA	37	63 Nico CIPRIANO
ROW 12	36		37 Aldo MORELLO	35	28 Kelvin HOARE	34	22 Andrew DAWSON
ROW 11	33		78 Stuart WICKENS	32	58 Michael ALLEN	31	6 Dan SHAILER
ROW 10	30		35 Robert CRESSWELL	29	98 Rick DICKINSON	28	143 Steve PALMER
ROW 9	27		83 Jason SIGGS	26	56.766 199 Michael FROST	25	54.849 139 Shane SMITH
ROW 8	24	53.653	116 Matthew WREN	23	53.011 74 Andrew BURKE	22	52.529 114 Ricky MARTIN
ROW 7	21	52.029	277 Adrian AVERRE	20	51.993 50 Dan WELFORD	19	51.915 39 Max MORGAN
ROW 6	18	51.781	17 Philip BAKER	17	51.756 12 David COMBRINCK	16	51.505 646 Sukhminder RAI
ROW 5	15	51.338	8 John COUGHLAN	14	51.312 15 Mariusz SIEMIENIUK-JUZWIUK	13	50.982 76 Jason BYARD
ROW 4	12	50.965	24 Alan SMITH	11	50.734 68 Duncan GIBSON	10	50.715 175 Mark KENDLE
ROW 3	9	50.378	91 Lee Jon DEVONPORT	8	50.334 29 Mark BRIDGER	7	50.184 16 Glenn WALSH
ROW 2	6	49.554	40 Aiden PATMORE	5	49.549 47 Daryl DANCE	4	49.529 71 Tom NORTON
ROW 1	3	49.493	60 Peter BAKER	2	49.251 272 Daniel JOHNSON	1	49.072 72 Michael O'BRIEN
Pole							

Brands Hatch Indy
Circuit Length = 1.2079 miles

These results are provisional until the conclusion of any judicial and technical matters.

Clerk Of Course :	Timekeeper :
-------------------	--------------

Results can be found at www.tsl-timing.com

Printed - 12:44 Sunday, 10 March 2019



BMCRC - MRO Championships 2019 - Rnd 1 @ Brands Hatch Indy

Reactive Parts MRO Powerbikes inc Racebuykz.com Clubman 1000



RACE 15 - CLASSIFICATION

POS	NO	CL	PIC NAME	ENTRY	LAPS	TIME	GAP	DIFF	MPH	BEST	ON
1	72		1 Michael O'BRIEN	Yamaha -	13	10:39.454			88.40	48.245	3
2	272	C	1 Daniel JOHNSON	BMW -	13	10:42.423	2.969	2.969	87.99	48.574	12
3	71		2 Tom NORTON	Suzuki - Mike Newman Haulage	13	10:44.013	4.559	1.590	87.78	48.686	4
4	60		3 Peter BAKER	Kawasaki - Dodfrey Engineering	13	10:50.776	11.322	6.763	86.86	49.302	7
5	40		4 Aiden PATMORE	Kawasaki - TBR Performance/NW Roofing	13	10:51.101	11.647	0.325	86.82	48.812	12
6	29	C	2 Mark BRIDGER	Yamaha -	13	10:54.596	15.142	3.495	86.36	49.239	10
7	76		5 Jason BYARD	Suzuki - May Construction	13	10:55.417	15.963	0.821	86.25	49.263	12
8	16	C	3 Glenn WALSH	BMW - GW ELECTRICAL	13	10:56.608	17.154	1.191	86.09	49.559	12
9	47		6 Daryl DANCE	Yamaha - 2 brothers scaffolding	13	10:56.640	17.186	0.032	86.09	49.516	7
10	91	C	4 Lee Jon DEVONPORT	Yamaha - class one truck repairs ltd	13	11:00.902	21.448	4.262	85.53	49.813	9
11	8		7 John COUGHLAN	Aprilia - BIKERSWORLD	13	11:09.898	30.444	8.996	84.38	50.725	7
12	15		8 Mariusz SIEMIENIUK-JUZWIUK	BMW - BELMONT AUTO SERVICE	13	11:13.007	33.553	3.109	83.99	50.686	12
13	24		9 Alan SMITH	Kawasaki - Orwells Mcs	13	11:13.308	33.854	0.301	83.96	50.505	11
14	12		10 David COMBRINCK	Kawasaki -	13	11:14.247	34.793	0.939	83.84	50.330	12
15	68		11 Duncan GIBSON	Ducati - JHP and Realy racing	13	11:14.854	35.400	0.607	83.76	50.365	12
16	175	C	5 Mark KENDLE	Kawasaki - LIMAR OILTOOLS	13	11:18.315	38.861	3.461	83.34	50.994	6
17	39	C	6 Max MORGAN	Kawasaki - MSS PERFORMANCE	13	11:19.277	39.823	0.962	83.22	50.706	6
18	143		12 Steve PALMER	Yamaha - 4C8/Mk1 Transit racing	13	11:20.877	41.423	1.600	83.02	50.275	6
19	17		13 Philip BAKER	BMW - Ashford accident repair center Godfrey plas	13	11:22.321	42.867	1.444	82.85	50.971	6
20	139		14 Shane SMITH	Honda - Ridemoto.com	13	11:22.742	43.288	0.421	82.80	51.346	6
21	50	C	7 Dan WELFORD	Suzuki - SEG Sussex Electric Gates/ Vistec system:	13	11:31.261	51.807	8.519	81.78	51.723	4
22	6		15 Dan SHAILER	Yamaha - McShailer Racing	12	10:39.490	1 Lap	1 Lap	81.60	51.672	11
23	333	C	8 Andrew HOUGHTON	Yamaha - Yamaha UK	12	10:40.645	1 Lap	1.155	81.45	51.953	11
24	277		16 Adrian AVERRE	Yamaha - Ryders Alley Racing	12	10:42.185	1 Lap	1.540	81.25	51.923	12
25	116		17 Matthew WREN	Suzuki - TBR performance	12	10:42.861	1 Lap	0.676	81.17	52.106	12
26	83	C	9 Jason SIGGS	Yamaha - J Siggs Construction	12	10:54.788	1 Lap	11.927	79.69	53.222	6

NOT CLASSIFIED

DNF	646	C	Sukhminder RAI	Yamaha - Asian Sensation	11	9:47.577	2 Laps	1 Lap	81.40	52.053	9
DNF	199		Michael FROST	Kawasaki -	9	8:43.805	4 Laps	2 Laps	74.71	56.978	9
DNF	114	C	Ricky MARTIN	Honda - T.B.R Performance	8	7:12.773	5 Laps	1 Lap	80.38	52.276	4
DNF	74	C	Andrew BURKE	Yamaha - Gasoline Alley Speedshop/Jake Packham	3	2:48.736	10 Laps	5 Laps	77.31	53.503	3

FASTEST LAP

72			Michael O'BRIEN	Yamaha -	3	48.245		90.13 mph	145.05 kph
272	C		Daniel JOHNSON	BMW -	12	48.574		89.52 mph	144.07 kph

Class - 92.5% of Race Speed = 81.77 mph
 Class C - 92.5% of Race Speed = 81.39 mph

Brands Hatch Indy
 Circuit Length = 1.2079 miles
 Start: 15:32 Flag 15:43 End: 15:44

Weather / Track : Cloudy / Dry

These results are provisional until the conclusion of any judicial and technical matters.

Clerk Of Course :	Timekeeper :
-------------------	--------------

Results can be found at www.tsl-timing.com

Printed - 15:45 Sunday, 10 March 2019



BMCRC - MRO Championships 2019 - Rnd 1 @ Brands Hatch Indy

Reactive Parts MRO Powerbikes inc Racebuykz.com Clubman 1000

RACE 15 - LAP CHART

LAP 1 @ 15:33:29.471			199	20.628	57.803	83	26.520	53.887	83	36.189	53.222	83	45.345	53.339
NO	BEHIND	LAP TIME	LAP 3 @ 15:35:06.315			LAP 5 @ 15:36:43.343			LAP 7 @ 15:38:20.454			LAP 9 @ 15:39:57.944		
NO	BEHIND	LAP TIME	NO	BEHIND	LAP TIME	NO	BEHIND	LAP TIME	NO	BEHIND	LAP TIME	NO	BEHIND	LAP TIME
72		54.027	72		48.245	72		48.599	72		48.629	72		48.694
272	0.315	54.342	272	1.841	49.055	272	2.714	49.066	272	4.062	49.419	272	4.502	48.951
71	1.236	55.263	71	2.470	48.977	71	3.248	49.120	71	4.420	49.336	71	4.970	48.961
60	1.874	55.901	60	4.412	49.502	60	6.226	49.401	199	1 Lap	57.009	60	9.787	49.505
47	2.249	56.276	47	5.624	49.894	47	8.651	49.620	60	8.037	49.302	40	11.959	48.948
16	2.531	56.558	16	6.320	50.122	16	9.173	50.081	40	10.836	49.263	16	14.310	49.976
29	2.649	56.676	40	6.516	49.870	47	9.491	49.756	16	11.213	49.758	29	14.363	49.670
40	2.941	56.968	29	6.572	50.258	40	9.937	50.095	47	11.703	49.516	76	14.854	49.456
91	3.353	57.380	76	6.676	49.999	29	9.937	50.095	29	12.080	49.345	47	15.082	50.563
76	3.428	57.455	91	7.474	50.137	76	10.004	50.034	76	12.158	49.366	91	15.653	49.813
8	4.617	58.644	8	10.077	50.831	91	10.340	49.925	91	13.210	49.895	8	23.773	50.919
175	5.121	59.148	175	11.511	51.216	8	14.924	50.837	8	19.433	50.725	199	1 Lap	56.981
24	5.208	59.235	24	11.988	51.483	175	16.709	51.062	175	21.714	51.122	15	26.514	50.851
15	5.293	59.320	15	12.020	51.453	15	16.883	51.150	15	21.853	51.103	175	27.261	51.582
646	6.592	1:00.619	68	12.415	51.132	24	17.471	51.271	68	22.336	50.598	68	27.382	51.493
68	6.918	1:00.945	12	13.875	51.431	68	17.703	51.375	24	22.588	50.943	24	27.510	51.347
12	6.981	1:01.008	39	14.947	51.596	12	18.653	50.847	12	23.693	50.911	12	28.289	51.163
39	7.221	1:01.248	139	15.479	51.675	39	20.365	51.226	39	24.968	51.008	39	30.355	51.442
139	7.354	1:01.381	17	17.046	52.622	139	21.348	51.527	139	27.255	51.672	139	33.038	51.413
74	7.595	1:01.622	646	17.068	53.438	17	22.650	51.487	17	27.529	51.019	17	33.208	51.369
143	7.867	1:01.894	6	17.835	52.820	143	26.006	52.489	143	29.856	50.686	143	33.858	50.443
17	7.942	1:01.969	74	17.865	53.503	646	26.140	53.574	50	33.418	52.032	50	40.371	52.171
50	8.175	1:02.202	143	18.317	53.632	50	26.234	53.201	646	33.934	52.429	646	40.621	52.053
114	8.461	1:02.488	50	18.338	53.085	6	26.304	53.422	6	34.375	52.691	6	40.947	52.048
6	8.554	1:02.581	114	18.377	53.390	114	26.502	52.877	333	34.674	52.476	333	41.214	51.994
333	8.933	1:02.960	333	18.602	53.107	333	26.679	52.897	114	34.896	52.782	116	42.550	52.134
116	9.200	1:03.227	116	18.774	52.902	116	27.069	52.498	116	35.094	52.661	277	43.061	52.534
277	9.691	1:03.718	277	18.998	52.965	277	27.464	52.366	277	35.342	52.705			
83	10.090	1:04.117	83	21.062	53.461	83	31.449	53.528	83	40.802	53.242			
199	11.424	1:05.451	199	29.974	57.591	199	47.448	57.109						
LAP 2 @ 15:34:18.070			LAP 4 @ 15:35:54.744			LAP 6 @ 15:37:31.825			LAP 8 @ 15:39:09.250			LAP 10 @ 15:40:46.882		
NO	BEHIND	LAP TIME	NO	BEHIND	LAP TIME	NO	BEHIND	LAP TIME	NO	BEHIND	LAP TIME	NO	BEHIND	LAP TIME
72		48.599	72		48.429	72		48.482	72		48.796	72		48.938
272	1.031	49.315	272	2.247	48.835	272	3.272	49.040	272	4.245	48.979	83	1 Lap	53.728
71	1.738	49.101	71	2.727	48.686	71	3.713	48.947	71	4.703	49.079	272	4.650	49.086
60	3.155	49.880	60	5.424	49.441	60	7.364	49.620	60	8.976	49.735	71	4.811	48.779
47	3.975	50.325	16	7.630	49.739	16	10.084	49.915	40	11.705	49.665	60	10.516	49.667
16	4.443	50.511	47	7.691	50.496	40	10.202	49.193	40	13.028	50.611	40	12.441	49.420
29	4.559	50.509	40	8.334	50.247	47	10.816	50.125	16	13.213	50.306	29	14.664	49.239
40	4.891	50.549	29	8.441	50.298	29	11.364	49.909	47	13.387	50.103	16	15.210	49.838
76	4.922	50.093	76	8.569	50.322	76	11.421	49.899	76	14.092	50.730	76	15.250	49.334
91	5.582	50.828	91	9.014	49.969	91	11.944	50.086	91	14.534	50.120	47	15.973	49.829
8	7.491	51.473	8	12.686	51.038	8	17.337	50.895	199	1 Lap	57.490	91	16.534	49.819
175	8.540	52.018	175	14.246	51.164	175	19.221	50.994	8	21.548	50.911	8	25.815	50.980
24	8.750	52.141	15	14.332	50.741	15	19.379	50.978	15	24.357	51.300	15	28.817	51.241
15	8.812	52.118	24	14.799	51.240	24	20.274	51.285	175	24.373	51.455	24	29.560	50.988
68	9.528	51.209	68	14.927	50.941	68	20.367	51.146	68	24.583	51.043	12	31.043	51.692
12	10.689	52.307	12	16.405	50.959	12	21.411	51.240	24	24.857	51.065	68	31.294	52.850
39	11.596	52.974	39	17.738	51.220	39	22.589	50.706	12	25.820	50.923	175	31.923	53.600
646	11.875	53.882	139	18.420	51.370	139	24.212	51.346	39	27.607	51.435	199	1 Lap	56.978
139	12.049	53.294	17	19.762	51.145	17	25.139	50.971	39	27.607	51.435	39	33.151	51.734
74	12.607	53.611	646	21.165	52.526	143	27.799	50.275	139	30.319	51.860	139	35.655	51.555
17	12.669	53.326	6	21.481	52.075	50	30.015	52.263	17	30.533	51.800	17	35.864	51.594
143	12.930	53.662	50	21.632	51.723	646	30.134	52.476	143	32.109	51.049	143	36.258	51.338
114	13.232	53.370	143	22.116	52.228	6	30.313	52.491	50	36.894	52.272	50	43.350	51.917
6	13.260	53.305	114	22.224	52.276	114	30.743	52.723	646	37.262	52.124	646	43.763	52.080
50	13.498	53.922	333	22.381	52.208	333	30.827	52.630	6	37.593	52.014	6	43.832	51.823
333	13.740	53.406	116	23.170	52.825	116	31.062	52.475	333	37.914	52.036	333	44.329	52.053
116	14.117	53.516	277	23.697	53.128	277	31.266	52.284	114	38.967	52.867	116	46.453	52.841
277	14.278	53.186							116	39.110	52.812	277	46.591	52.468
83	15.846	54.355							277	39.221	52.675			

Weather / Track : Cloudy / Dry

Brands Hatch Indy
Circuit Length = 1.2079 miles
Start: 15:32 Flag 15:43 End: 15:44

BMCRC - MRO Championships 2019 - Rnd 1 @ Brands Hatch Indy

Reactive Parts MRO Powerbikes inc Racebuykz.com Clubman 1000

RACE 15 - LAP CHART

LAP 11 @ 15:41:35.482

NO	BEHIND	LAP TIME
72		48.600
272	4.864	48.814
71	6.034	49.823
83	1 Lap	54.254
60	11.341	49.425
40	12.806	48.965
29	15.525	49.461
76	15.915	49.265
16	16.962	50.352
47	17.026	49.653
91	19.044	51.110
8	28.144	50.929
15	31.061	50.844
24	31.465	50.505
12	33.034	50.591
68	33.270	50.576
175	35.368	52.045
39	36.321	51.770
139	39.151	52.096
143	39.437	51.779
17	39.474	52.210
50	46.504	51.754
6	46.904	51.672
646	47.539	52.376
333	47.682	51.953

71	4.559	48.921
60	11.322	49.758
40	11.647	49.445
29	15.142	49.698
83	1 Lap	54.111
76	15.963	50.201
16	17.154	50.049
47	17.186	49.599
91	21.448	51.239
8	30.444	50.891
15	33.553	51.222
24	33.854	50.969
12	34.793	50.845
68	35.400	51.181
175	38.861	51.617
39	39.823	51.476
143	41.423	50.673
17	42.867	51.260
139	43.288	51.652
50	51.807	52.236

LAP 12 @ 15:42:25.245

NO	BEHIND	LAP TIME
72		49.763
277	1 Lap	52.233
116	1 Lap	52.864
272	3.675	48.574
71	5.291	49.020
83	1 Lap	53.544
60	11.217	49.639
40	11.855	48.812
29	15.097	49.335
76	15.415	49.263
16	16.758	49.559
47	17.240	49.977
91	19.862	50.581
8	29.206	50.825
15	31.984	50.686
24	32.538	50.836
12	33.601	50.330
68	33.872	50.365
175	36.897	51.292
39	38.000	51.442
143	40.403	50.729
17	41.260	51.549
139	41.289	51.901
50	49.224	52.483

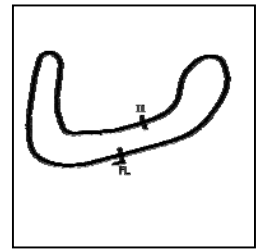
LAP 13 @ 15:43:14.898

NO	BEHIND	LAP TIME
72		49.653
6	1 Lap	52.548
333	1 Lap	52.925
277	1 Lap	51.923
272	2.969	48.947
116	1 Lap	52.106

Weather / Track : Cloudy / Dry

Brands Hatch Indy
Circuit Length = 1.2079 miles
Start: 15:32 Flag 15:43 End: 15:44

BMCRC - MRO Championships 2019 - Rnd 1 @ Brands Hatch Indy
Reactive Parts MRO Powerbikes inc Racebuykz.com Clubman 1000
RACE 15 - SECTOR ANALYSIS



SECTOR 1 = FL to I1, SECTOR 2 = I1 to FL, DIFF = Difference To Personal Best Lap, P = Crossed Finish Line in Pit Lane, D = Time Disallowed

P1 72 Michael O'BRIEN		Yamaha -				
IDEAL LAP TIME : 48.245		BEST LAP TIME : 48.245				
		DIFFERENCE : 0.000				
LAP	SECTOR 1	SECTOR 2	LAP TIME	MPH	DIFF	TIME OF DAY
1 -		19.612	54.027	80.48	5.782	15:33:29.471
2 -	29.226	19.373	48.599	89.47	0.354	15:34:18.070
3 -	29.020	19.225	48.245 (1)	90.13		15:35:06.315
4 -	29.067	19.362	48.429 (2)	89.79	0.184	15:35:54.744
5 -	29.151	19.448	48.599	89.47	0.354	15:36:43.343
6 -	29.073	19.409	48.482 (3)	89.69	0.237	15:37:31.825
7 -	29.192	19.437	48.629	89.42	0.384	15:38:20.454
8 -	29.372	19.424	48.796	89.11	0.551	15:39:09.250
9 -	29.278	19.416	48.694	89.30	0.449	15:39:57.944
10 -	29.186	19.752	48.938	88.85	0.693	15:40:46.882
11 -	29.183	19.417	48.600	89.47	0.355	15:41:35.482
12 -	29.730	20.033	49.763	87.38	1.518	15:42:25.245
13 -	29.751	19.902	49.653	87.57	1.408	15:43:14.898

P2 272 C Daniel JOHNSON		BMW -				
IDEAL LAP TIME : 48.547		BEST LAP TIME : 48.574				
		DIFFERENCE : 0.027				
LAP	SECTOR 1	SECTOR 2	LAP TIME	MPH	DIFF	TIME OF DAY
1 -		19.571	54.342	80.02	5.768	15:33:29.786
2 -	29.929	19.386	49.315	88.18	0.741	15:34:19.101
3 -	29.595	19.460	49.055	88.64	0.481	15:35:08.156
4 -	29.434	19.401	48.835 (3)	89.04	0.261	15:35:56.991
5 -	29.551	19.515	49.066	88.62	0.492	15:36:46.057
6 -	29.703	19.337	49.040	88.67	0.466	15:37:35.097
7 -	29.886	19.533	49.419	87.99	0.845	15:38:24.516
8 -	29.558	19.421	48.979	88.78	0.405	15:39:13.495
9 -	29.542	19.409	48.951	88.83	0.377	15:40:02.446
10 -	29.647	19.439	49.086	88.59	0.512	15:40:51.532
11 -	29.311	19.503	48.814 (2)	89.08	0.240	15:41:40.346
12 -	29.286	19.288	48.574 (1)	89.52		15:42:28.920
13 -	29.259	19.688	48.947	88.84	0.373	15:43:17.867

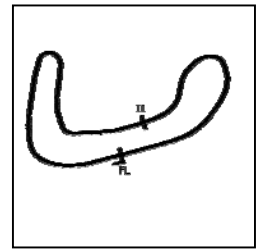
P3 71 Tom NORTON		Suzuki - Mike Newman Haulage				
IDEAL LAP TIME : 48.573		BEST LAP TIME : 48.686				
		DIFFERENCE : 0.113				
LAP	SECTOR 1	SECTOR 2	LAP TIME	MPH	DIFF	TIME OF DAY
1 -		19.768	55.263	78.68	6.577	15:33:30.707
2 -	29.667	19.434	49.101	88.56	0.415	15:34:19.808
3 -	29.603	19.374	48.977	88.78	0.291	15:35:08.785
4 -	29.368	19.318	48.686 (1)	89.31		15:35:57.471
5 -	29.623	19.497	49.120	88.53	0.434	15:36:46.591
6 -	29.536	19.411	48.947	88.84	0.261	15:37:35.538
7 -	29.889	19.447	49.336	88.14	0.650	15:38:24.874
8 -	29.764	19.315	49.079	88.60	0.393	15:39:13.953
9 -	29.636	19.325	48.961	88.81	0.275	15:40:02.914
10 -	29.574	19.205	48.779 (2)	89.14	0.093	15:40:51.693
11 -	29.671	20.152	49.823	87.28	1.137	15:41:41.516
12 -	29.496	19.524	49.020	88.71	0.334	15:42:30.536
13 -	29.574	19.347	48.921 (3)	88.89	0.235	15:43:19.457

P4 60 Peter BAKER		Kawasaki - Dodfrey Engineering				
IDEAL LAP TIME : 49.281		BEST LAP TIME : 49.302				
		DIFFERENCE : 0.021				
LAP	SECTOR 1	SECTOR 2	LAP TIME	MPH	DIFF	TIME OF DAY
1 -		19.959	55.901	77.79	6.599	15:33:31.345
2 -	30.109	19.771	49.880	87.18	0.578	15:34:21.225
3 -	29.781	19.721	49.502	87.84	0.200	15:35:10.727
4 -	29.702	19.739	49.441	87.95	0.139	15:36:00.168
5 -	29.633	19.768	49.401 (2)	88.02	0.099	15:36:49.569
6 -	29.913	19.707	49.620	87.63	0.318	15:37:39.189

Weather / Track : Cloudy / Dry

Brands Hatch Indy
 Circuit Length = 1.2079 miles
 Start: 15:32 Flag 15:43 End: 15:44

BMCRC - MRO Championships 2019 - Rnd 1 @ Brands Hatch Indy
Reactive Parts MRO Powerbikes inc Racebuykz.com Clubman 1000
RACE 15 - SECTOR ANALYSIS



SECTOR 1 = FL to I1, SECTOR 2 = I1 to FL, DIFF = Difference To Personal Best Lap, P = Crossed Finish Line in Pit Lane, D = Time Disallowed

7 -	29.621	19.681	49.302 (1)	88.20		15:38:28.491
8 -	29.744	19.991	49.735	87.43	0.433	15:39:18.226
9 -	29.661	19.844	49.505	87.84	0.203	15:40:07.731
10 -	29.845	19.822	49.667	87.55	0.365	15:40:57.398
11 -	29.677	19.748	49.425 (3)	87.98	0.123	15:41:46.823
12 -	29.979	19.660	49.639	87.60	0.337	15:42:36.462
13 -	29.919	19.839	49.758	87.39	0.456	15:43:26.220

P5	40	Aiden PATMORE	Kawasaki - TBR Performance/NW Roofing			
IDEAL LAP TIME : 48.812		BEST LAP TIME : 48.812	DIFFERENCE : 0.000			

LAP	SECTOR 1	SECTOR 2	LAP TIME	MPH	DIFF	TIME OF DAY
1 -		20.244	56.968	76.33	8.156	15:33:32.412
2 -	30.375	20.174	50.549	86.02	1.737	15:34:22.961
3 -	29.947	19.923	49.870	87.19	1.058	15:35:12.831
4 -	30.267	19.980	50.247	86.54	1.435	15:36:03.078
5 -	30.165	19.591	49.756	87.39	0.944	15:36:52.834
6 -	29.582	19.611	49.193	88.39	0.381	15:37:42.027
7 -	29.501	19.762	49.263	88.27	0.451	15:38:31.290
8 -	29.847	19.818	49.665	87.55	0.853	15:39:20.955
9 -	29.394	19.554	48.948 (2)	88.84	0.136	15:40:09.903
10 -	29.610	19.810	49.420	87.99	0.608	15:40:59.323
11 -	29.333	19.632	48.965 (3)	88.81	0.153	15:41:48.288
12 -	29.258	19.554	48.812 (1)	89.08		15:42:37.100
13 -	29.445	20.000	49.445	87.94	0.633	15:43:26.545

P6	29 C	Mark BRIDGER	Yamaha -			
IDEAL LAP TIME : 49.173		BEST LAP TIME : 49.239	DIFFERENCE : 0.066			

LAP	SECTOR 1	SECTOR 2	LAP TIME	MPH	DIFF	TIME OF DAY
1 -		20.441	56.676	76.72	7.437	15:33:32.120
2 -	30.490	20.019	50.509	86.09	1.270	15:34:22.629
3 -	30.138	20.120	50.258	86.52	1.019	15:35:12.887
4 -			50.298	86.45	1.059	15:36:03.185
5 -	30.164	19.931	50.095	86.80	0.856	15:36:53.280
6 -	30.065	19.844	49.909	87.13	0.670	15:37:43.189
7 -	29.578	19.767	49.345 (3)	88.12	0.106	15:38:32.534
8 -	30.046	20.057	50.103	86.79	0.864	15:39:22.637
9 -	29.878	19.792	49.670	87.54	0.431	15:40:12.307
10 -	29.483	19.756	49.239 (1)	88.31		15:41:01.546
11 -	29.664	19.797	49.461	87.91	0.222	15:41:51.007
12 -	29.645	19.690	49.335 (2)	88.14	0.096	15:42:40.342
13 -	29.900	19.798	49.698	87.50	0.459	15:43:30.040

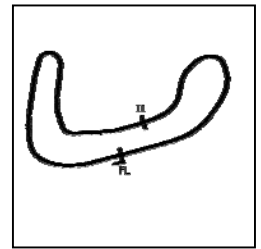
P7	76	Jason BYARD	Suzuki - May Construction			
IDEAL LAP TIME : 48.780		BEST LAP TIME : 49.263	DIFFERENCE : 0.483			

LAP	SECTOR 1	SECTOR 2	LAP TIME	MPH	DIFF	TIME OF DAY
1 -		20.322	57.455	75.68	8.192	15:33:32.899
2 -	30.197	19.896	50.093	86.81	0.830	15:34:22.992
3 -	30.286	19.713	49.999	86.97	0.736	15:35:12.991
4 -	30.386	19.936	50.322	86.41	1.059	15:36:03.313
5 -	30.332	19.702	50.034	86.91	0.771	15:36:53.347
6 -	30.106	19.793	49.899	87.14	0.636	15:37:43.246
7 -	29.829	19.537	49.366	88.08	0.103	15:38:32.612
8 -	30.360	20.370	50.730	85.72	1.467	15:39:23.342
9 -	29.798	19.658	49.456	87.92	0.193	15:40:12.798
10 -	29.951	19.383	49.334 (3)	88.14	0.071	15:41:02.132
11 -	29.397	19.868	49.265 (2)	88.26	0.002	15:41:51.397
12 -	29.628	19.635	49.263 (1)	88.27		15:42:40.660
13 -	30.242	19.959	50.201	86.62	0.938	15:43:30.861

Weather / Track : Cloudy / Dry

Brands Hatch Indy
 Circuit Length = 1.2079 miles
 Start: 15:32 Flag 15:43 End: 15:44

BMCRC - MRO Championships 2019 - Rnd 1 @ Brands Hatch Indy
Reactive Parts MRO Powerbikes inc Racebuykz.com Clubman 1000
RACE 15 - SECTOR ANALYSIS



SECTOR 1 = FL to I1, SECTOR 2 = I1 to FL, DIFF = Difference To Personal Best Lap, P = Crossed Finish Line in Pit Lane, D = Time Disallowed

P8 16 C		Glenn WALSH		BMW - GW ELECTRICAL		
IDEAL LAP TIME : 49.482		BEST LAP TIME : 49.559		DIFFERENCE : 0.077		
LAP	SECTOR 1	SECTOR 2	LAP TIME	MPH	DIFF	TIME OF DAY
1 -		20.105	56.558	76.88	6.999	15:33:32.002
2 -	30.268	20.243	50.511	86.09	0.952	15:34:22.513
3 -	29.927	20.195	50.122	86.76	0.563	15:35:12.635
4 -	29.834	19.905	49.739 (3)	87.42	0.180	15:36:02.374
5 -	29.795	19.825	49.620 (2)	87.63	0.061	15:36:51.994
6 -	29.867	20.048	49.915	87.12	0.356	15:37:41.909
7 -	30.042	19.716	49.758	87.39	0.199	15:38:31.667
8 -	30.639	19.972	50.611	85.92	1.052	15:39:22.278
9 -	30.008	19.968	49.976	87.01	0.417	15:40:12.254
10 -	30.100	19.738	49.838	87.25	0.279	15:41:02.092
11 -	30.386	19.966	50.352	86.36	0.793	15:41:52.444
12 -	29.872	19.687	49.559 (1)	87.74		15:42:42.003
13 -	30.167	19.882	50.049	86.88	0.490	15:43:32.052

P9 47		Daryl DANCE		Yamaha - 2 brothers scaffolding		
IDEAL LAP TIME : 49.453		BEST LAP TIME : 49.516		DIFFERENCE : 0.063		
LAP	SECTOR 1	SECTOR 2	LAP TIME	MPH	DIFF	TIME OF DAY
1 -		20.234	56.276	77.27	6.760	15:33:31.720
2 -	30.462	19.863	50.325	86.41	0.809	15:34:22.045
3 -	30.272	19.622	49.894	87.15	0.378	15:35:11.939
4 -	30.537	19.959	50.496	86.11	0.980	15:36:02.435
5 -	30.432	19.649	50.081	86.83	0.565	15:36:52.516
6 -	30.535	19.590	50.125	86.75	0.609	15:37:42.641
7 -	29.974	19.542	49.516 (1)	87.82		15:38:32.157
8 -	30.201	20.105	50.306	86.44	0.790	15:39:22.463
9 -	30.769	19.794	50.563	86.00	1.047	15:40:13.026
10 -	30.350	19.479	49.829	87.27	0.313	15:41:02.855
11 -	30.036	19.617	49.653 (3)	87.57	0.137	15:41:52.508
12 -	30.403	19.574	49.977	87.01	0.461	15:42:42.485
13 -	30.100	19.499	49.599 (2)	87.67	0.083	15:43:32.084

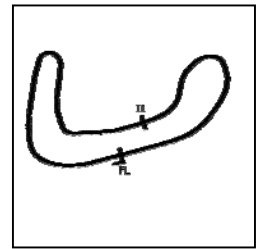
P10 91 C		Lee Jon DEVONPORT		Yamaha - class one truck repairs ltd		
IDEAL LAP TIME : 49.716		BEST LAP TIME : 49.813		DIFFERENCE : 0.097		
LAP	SECTOR 1	SECTOR 2	LAP TIME	MPH	DIFF	TIME OF DAY
1 -		20.436	57.380	75.78	7.567	15:33:32.824
2 -	30.694	20.134	50.828	85.55	1.015	15:34:23.652
3 -	30.188	19.949	50.137	86.73	0.324	15:35:13.789
4 -	30.098	19.871	49.969	87.02	0.156	15:36:03.758
5 -	30.077	19.848	49.925	87.10	0.112	15:36:53.683
6 -	30.206	19.880	50.086	86.82	0.273	15:37:43.769
7 -	29.991	19.904	49.895 (3)	87.15	0.082	15:38:33.664
8 -	30.003	20.117	50.120	86.76	0.307	15:39:23.784
9 -	30.086	19.727	49.813 (1)	87.29		15:40:13.597
10 -	29.989	19.830	49.819 (2)	87.28	0.006	15:41:03.416
11 -	30.951	20.159	51.110	85.08	1.297	15:41:54.526
12 -	30.304	20.277	50.581	85.97	0.768	15:42:45.107
13 -	30.734	20.505	51.239	84.86	1.426	15:43:36.346

P11 8		John COUGHLAN		Aprilia - BIKERSWORLD		
IDEAL LAP TIME : 50.592		BEST LAP TIME : 50.725		DIFFERENCE : 0.133		
LAP	SECTOR 1	SECTOR 2	LAP TIME	MPH	DIFF	TIME OF DAY
1 -		20.877	58.644	74.15	7.919	15:33:34.088
2 -	31.132	20.341	51.473	84.48	0.748	15:34:25.561
3 -	30.642	20.189	50.831 (3)	85.55	0.106	15:35:16.392
4 -	30.636	20.402	51.038	85.20	0.313	15:36:07.430
5 -	30.555	20.282	50.837	85.54	0.112	15:36:58.267
6 -	30.520	20.375	50.895	85.44	0.170	15:37:49.162

Weather / Track : Cloudy / Dry

Brands Hatch Indy
 Circuit Length = 1.2079 miles
 Start: 15:32 Flag 15:43 End: 15:44

BMCRC - MRO Championships 2019 - Rnd 1 @ Brands Hatch Indy
Reactive Parts MRO Powerbikes inc Racebuykz.com Clubman 1000
RACE 15 - SECTOR ANALYSIS



SECTOR 1 = FL to I1, SECTOR 2 = I1 to FL, DIFF = Difference To Personal Best Lap, P = Crossed Finish Line in Pit Lane, D = Time Disallowed

7 -	30.467	20.258	50.725 (1)	85.72		15:38:39.887
8 -	30.569	20.342	50.911	85.41	0.186	15:39:30.798
9 -	30.431	20.488	50.919	85.40	0.194	15:40:21.717
10 -	30.689	20.291	50.980	85.30	0.255	15:41:12.697
11 -	30.496	20.433	50.929	85.38	0.204	15:42:03.626
12 -	30.441	20.384	50.825 (2)	85.56	0.100	15:42:54.451
13 -	30.403	20.488	50.891	85.44	0.166	15:43:45.342

P12 15	Mariusz SIEMIENIUK-JUZWIUK	BMW - BELMONT AUTO SERVICE
IDEAL LAP TIME : 50.303	BEST LAP TIME : 50.686	DIFFERENCE : 0.383

LAP	SECTOR 1	SECTOR 2	LAP TIME	MPH	DIFF	TIME OF DAY
1 -		21.029	59.320	73.30	8.634	15:33:34.764
2 -	31.618	20.500	52.118	83.43	1.432	15:34:26.882
3 -	31.275	20.178	51.453	84.51	0.767	15:35:18.335
4 -	30.377	20.364	50.741 (2)	85.70	0.055	15:36:09.076
5 -	31.030	20.120	51.150	85.01	0.464	15:37:00.226
6 -	31.052	19.926	50.978	85.30	0.292	15:37:51.204
7 -	30.743	20.360	51.103	85.09	0.417	15:38:42.307
8 -	30.964	20.336	51.300	84.76	0.614	15:39:33.607
9 -	30.694	20.157	50.851	85.51	0.165	15:40:24.458
10 -	31.012	20.229	51.241	84.86	0.555	15:41:15.699
11 -	30.804	20.040	50.844 (3)	85.52	0.158	15:42:06.543
12 -	30.622	20.064	50.686 (1)	85.79		15:42:57.229
13 -	30.909	20.313	51.222	84.89	0.536	15:43:48.451

P13 24	Alan SMITH	Kawasaki - Orwells Mcs
IDEAL LAP TIME : 50.471	BEST LAP TIME : 50.505	DIFFERENCE : 0.034

LAP	SECTOR 1	SECTOR 2	LAP TIME	MPH	DIFF	TIME OF DAY
1 -		21.139	59.235	73.41	8.730	15:33:34.679
2 -	31.557	20.584	52.141	83.40	1.636	15:34:26.820
3 -	31.219	20.264	51.483	84.46	0.978	15:35:18.303
4 -	31.040	20.200	51.240	84.86	0.735	15:36:09.543
5 -	31.081	20.190	51.271	84.81	0.766	15:37:00.814
6 -	31.072	20.213	51.285	84.79	0.780	15:37:52.099
7 -	30.899	20.044	50.943 (3)	85.36	0.438	15:38:43.042
8 -	30.739	20.326	51.065	85.15	0.560	15:39:34.107
9 -	31.154	20.193	51.347	84.69	0.842	15:40:25.454
10 -	30.859	20.129	50.988	85.28	0.483	15:41:16.442
11 -	30.427	20.078	50.505 (1)	86.10		15:42:06.947
12 -	30.613	20.223	50.836 (2)	85.54	0.331	15:42:57.783
13 -	30.577	20.392	50.969	85.31	0.464	15:43:48.752

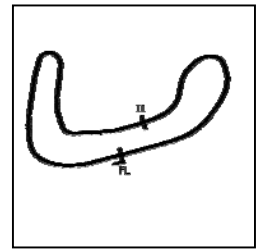
P14 12	David COMBRINCK	Kawasaki -
IDEAL LAP TIME : 50.330	BEST LAP TIME : 50.330	DIFFERENCE : 0.000

LAP	SECTOR 1	SECTOR 2	LAP TIME	MPH	DIFF	TIME OF DAY
1 -		21.521	1:01.008	71.27	10.678	15:33:36.452
2 -	31.892	20.415	52.307	83.13	1.977	15:34:28.759
3 -	31.007	20.424	51.431	84.55	1.101	15:35:20.190
4 -	30.733	20.226	50.959	85.33	0.629	15:36:11.149
5 -	30.765	20.082	50.847	85.52	0.517	15:37:01.996
6 -	30.816	20.424	51.240	84.86	0.910	15:37:53.236
7 -	30.658	20.253	50.911	85.41	0.581	15:38:44.147
8 -	30.531	20.392	50.923	85.39	0.593	15:39:35.070
9 -	31.026	20.137	51.163	84.99	0.833	15:40:26.233
10 -	30.836	20.856	51.692	84.12	1.362	15:41:17.925
11 -	30.486	20.105	50.591 (2)	85.95	0.261	15:42:08.516
12 -	30.292	20.038	50.330 (1)	86.40		15:42:58.846
13 -	30.530	20.315	50.845 (3)	85.52	0.515	15:43:49.691

Weather / Track : Cloudy / Dry

Brands Hatch Indy
 Circuit Length = 1.2079 miles
 Start: 15:32 Flag 15:43 End: 15:44

BMCRC - MRO Championships 2019 - Rnd 1 @ Brands Hatch Indy
Reactive Parts MRO Powerbikes inc Racebuykz.com Clubman 1000
RACE 15 - SECTOR ANALYSIS



SECTOR 1 = FL to I1, SECTOR 2 = I1 to FL, DIFF = Difference To Personal Best Lap, P = Crossed Finish Line in Pit Lane, D = Time Disallowed

P15 68		Duncan GIBSON		Ducati - JHP and Realy racing		
IDEAL LAP TIME : 50.365		BEST LAP TIME : 50.365		DIFFERENCE : 0.000		
LAP	SECTOR 1	SECTOR 2	LAP TIME	MPH	DIFF	TIME OF DAY
1 -		21.517	1:00.945	71.35	10.580	15:33:36.389
2 -	31.197	20.012	51.209	84.91	0.844	15:34:27.598
3 -	31.151	19.981	51.132	85.04	0.767	15:35:18.730
4 -	30.960	19.981	50.941	85.36	0.576	15:36:09.671
5 -	31.381	19.994	51.375	84.64	1.010	15:37:01.046
6 -	31.061	20.085	51.146	85.02	0.781	15:37:52.192
7 -	30.527	20.071	50.598 (3)	85.94	0.233	15:38:42.790
8 -	30.751	20.292	51.043	85.19	0.678	15:39:33.833
9 -	31.307	20.186	51.493	84.45	1.128	15:40:25.326
10 -	31.686	21.164	52.850	82.28	2.485	15:41:18.176
11 -	30.489	20.087	50.576 (2)	85.98	0.211	15:42:08.752
12 -	30.408	19.957	50.365 (1)	86.34		15:42:59.117
13 -	30.754	20.427	51.181	84.96	0.816	15:43:50.298

P16 175 C		Mark KENDLE		Kawasaki - LIMAR OILTOOLS		
IDEAL LAP TIME : 50.669		BEST LAP TIME : 50.994		DIFFERENCE : 0.325		
LAP	SECTOR 1	SECTOR 2	LAP TIME	MPH	DIFF	TIME OF DAY
1 -		21.193	59.148	73.52	8.154	15:33:34.592
2 -	31.422	20.596	52.018	83.59	1.024	15:34:26.610
3 -	31.021	20.195	51.216	84.90	0.222	15:35:17.826
4 -	30.713	20.451	51.164	84.99	0.170	15:36:08.990
5 -	30.966	20.096	51.062 (2)	85.16	0.068	15:37:00.052
6 -	31.038	19.956	50.994 (1)	85.27		15:37:51.046
7 -	30.858	20.264	51.122 (3)	85.06	0.128	15:38:42.168
8 -	30.964	20.491	51.455	84.51	0.461	15:39:33.623
9 -	31.177	20.405	51.582	84.30	0.588	15:40:25.205
10 -	32.384	21.216	53.600	81.13	2.606	15:41:18.805
11 -	31.480	20.565	52.045	83.55	1.051	15:42:10.850
12 -	31.010	20.282	51.292	84.78	0.298	15:43:02.142
13 -	30.931	20.686	51.617	84.24	0.623	15:43:53.759

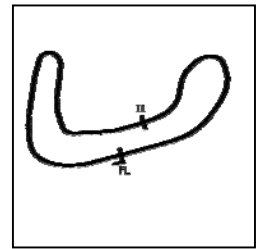
P17 39 C		Max MORGAN		Kawasaki - MSS PERFORMANCE		
IDEAL LAP TIME : 50.649		BEST LAP TIME : 50.706		DIFFERENCE : 0.057		
LAP	SECTOR 1	SECTOR 2	LAP TIME	MPH	DIFF	TIME OF DAY
1 -		21.371	1:01.248	70.99	10.542	15:33:36.692
2 -	32.168	20.806	52.974	82.08	2.268	15:34:29.666
3 -	31.069	20.527	51.596	84.28	0.890	15:35:21.262
4 -	30.947	20.273	51.220 (3)	84.90	0.514	15:36:12.482
5 -	30.930	20.296	51.226	84.89	0.520	15:37:03.708
6 -	30.604	20.102	50.706 (1)	85.76		15:37:54.414
7 -	30.547	20.461	51.008 (2)	85.25	0.302	15:38:45.422
8 -	30.828	20.607	51.435	84.54	0.729	15:39:36.857
9 -	30.904	20.538	51.442	84.53	0.736	15:40:28.299
10 -	31.232	20.502	51.734	84.05	1.028	15:41:20.033
11 -	31.309	20.461	51.770	83.99	1.064	15:42:11.803
12 -	31.131	20.311	51.442	84.53	0.736	15:43:03.245
13 -	31.058	20.418	51.476	84.47	0.770	15:43:54.721

P18 143		Steve PALMER		Yamaha - 4C8/Mk1 Transit racing		
IDEAL LAP TIME : 50.258		BEST LAP TIME : 50.275		DIFFERENCE : 0.017		
LAP	SECTOR 1	SECTOR 2	LAP TIME	MPH	DIFF	TIME OF DAY
1 -		21.746	1:01.894	70.25	11.619	15:33:37.338
2 -	32.283	21.379	53.662	81.03	3.387	15:34:31.000
3 -	32.287	21.345	53.632	81.08	3.357	15:35:24.632
4 -	31.452	20.776	52.228	83.26	1.953	15:36:16.860
5 -	31.569	20.920	52.489	82.84	2.214	15:37:09.349
6 -	30.234	20.041	50.275 (1)	86.49		15:37:59.624

Weather / Track : Cloudy / Dry

Brands Hatch Indy
 Circuit Length = 1.2079 miles
 Start: 15:32 Flag 15:43 End: 15:44

BMCRC - MRO Championships 2019 - Rnd 1 @ Brands Hatch Indy
Reactive Parts MRO Powerbikes inc Racebuykz.com Clubman 1000
RACE 15 - SECTOR ANALYSIS



SECTOR 1 = FL to I1, SECTOR 2 = I1 to FL, DIFF = Difference To Personal Best Lap, P = Crossed Finish Line in Pit Lane, D = Time Disallowed

7 -	30.572	20.114	50.686	85.79	0.411	15:38:50.310
8 -	30.749	20.300	51.049	85.18	0.774	15:39:41.359
9 -	30.419	20.024	50.443 (2)	86.20	0.168	15:40:31.802
10 -	30.960	20.378	51.338	84.70	1.063	15:41:23.140
11 -	31.330	20.449	51.779	83.98	1.504	15:42:14.919
12 -	30.648	20.081	50.729	85.72	0.454	15:43:05.648
13 -	30.452	20.221	50.673 (3)	85.81	0.398	15:43:56.321

P19 17 Philip BAKER	BMW - Ashford accident repair center Godfrey plastering servic					
IDEAL LAP TIME : 50.937	BEST LAP TIME : 50.971		DIFFERENCE : 0.034			

LAP	SECTOR 1	SECTOR 2	LAP TIME	MPH	DIFF	TIME OF DAY
1 -		21.692	1:01.969	70.17	10.998	15:33:37.413
2 -	32.411	20.915	53.326	81.54	2.355	15:34:30.739
3 -	31.822	20.800	52.622	82.63	1.651	15:35:23.361
4 -	30.949	20.196	51.145 (3)	85.02	0.174	15:36:14.506
5 -	31.164	20.323	51.487	84.46	0.516	15:37:05.993
6 -	30.828	20.143	50.971 (1)	85.31		15:37:56.964
7 -	30.909	20.110	51.019 (2)	85.23	0.048	15:38:47.983
8 -	31.626	20.174	51.800	83.94	0.829	15:39:39.783
9 -	31.260	20.109	51.369	84.65	0.398	15:40:31.152
10 -	31.415	20.179	51.594	84.28	0.623	15:41:22.746
11 -	31.979	20.231	52.210	83.29	1.239	15:42:14.956
12 -	31.386	20.163	51.549	84.35	0.578	15:43:06.505
13 -	30.982	20.278	51.260	84.83	0.289	15:43:57.765

P20 139 Shane SMITH	Honda - Ridemoto.com					
IDEAL LAP TIME : 51.103	BEST LAP TIME : 51.346		DIFFERENCE : 0.243			

LAP	SECTOR 1	SECTOR 2	LAP TIME	MPH	DIFF	TIME OF DAY
1 -		21.308	1:01.381	70.84	10.035	15:33:36.825
2 -	32.469	20.825	53.294	81.59	1.948	15:34:30.119
3 -	31.380	20.295	51.675	84.15	0.329	15:35:21.794
4 -	31.287	20.083	51.370 (2)	84.65	0.024	15:36:13.164
5 -	31.268	20.259	51.527	84.39	0.181	15:37:04.691
6 -	31.020	20.326	51.346 (1)	84.69		15:37:56.037
7 -	31.367	20.305	51.672	84.15	0.326	15:38:47.709
8 -	31.505	20.355	51.860	83.85	0.514	15:39:39.569
9 -	31.208	20.205	51.413 (3)	84.58	0.067	15:40:30.982
10 -	31.359	20.196	51.555	84.34	0.209	15:41:22.537
11 -	31.575	20.521	52.096	83.47	0.750	15:42:14.633
12 -	31.543	20.358	51.901	83.78	0.555	15:43:06.534
13 -	31.385	20.267	51.652	84.19	0.306	15:43:58.186

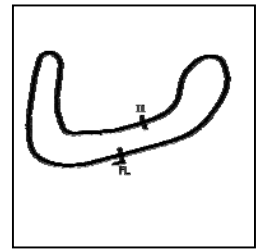
P21 50 C Dan WELFORD	Suzuki - SEG Sussex Electric Gates/ Vistec systems					
IDEAL LAP TIME : 51.522	BEST LAP TIME : 51.723		DIFFERENCE : 0.201			

LAP	SECTOR 1	SECTOR 2	LAP TIME	MPH	DIFF	TIME OF DAY
1 -		21.776	1:02.202	69.91	10.479	15:33:37.646
2 -	32.847	21.075	53.922	80.64	2.199	15:34:31.568
3 -	32.077	21.008	53.085	81.91	1.362	15:35:24.653
4 -	31.142	20.581	51.723 (1)	84.07		15:36:16.376
5 -	31.868	21.333	53.201	81.73	1.478	15:37:09.577
6 -	31.368	20.895	52.263	83.20	0.540	15:38:01.840
7 -	31.366	20.666	52.032	83.57	0.309	15:38:53.872
8 -	31.380	20.892	52.272	83.19	0.549	15:39:46.144
9 -	31.543	20.628	52.171	83.35	0.448	15:40:38.315
10 -	31.354	20.563	51.917 (3)	83.76	0.194	15:41:30.232
11 -	31.136	20.618	51.754 (2)	84.02	0.031	15:42:21.986
12 -	31.796	20.687	52.483	82.85	0.760	15:43:14.469
13 -	30.959	21.277	52.236	83.24	0.513	15:44:06.705

Weather / Track : Cloudy / Dry

Brands Hatch Indy
 Circuit Length = 1.2079 miles
 Start: 15:32 Flag 15:43 End: 15:44

BMCRC - MRO Championships 2019 - Rnd 1 @ Brands Hatch Indy
Reactive Parts MRO Powerbikes inc Racebuykz.com Clubman 1000
RACE 15 - SECTOR ANALYSIS



SECTOR 1 = FL to I1, SECTOR 2 = I1 to FL, DIFF = Difference To Personal Best Lap, P = Crossed Finish Line in Pit Lane, D = Time Disallowed

P22 6		Dan SHAILER		Yamaha - McShailer Racing		
IDEAL LAP TIME : 51.519		BEST LAP TIME : 51.672		DIFFERENCE : 0.153		
LAP	SECTOR 1	SECTOR 2	LAP TIME	MPH	DIFF	TIME OF DAY
1 -			1:02.581	69.48	10.909	15:33:38.025
2 -			53.305	81.57	1.633	15:34:31.330
3 -	31.884	20.936	52.820	82.32	1.148	15:35:24.150
4 -	31.508	20.567	52.075	83.50	0.403	15:36:16.225
5 -	32.426	20.996	53.422	81.40	1.750	15:37:09.647
6 -	31.860	20.631	52.491	82.84	0.819	15:38:02.138
7 -	31.931	20.760	52.691	82.53	1.019	15:38:54.829
8 -	31.442	20.572	52.014 (3)	83.60	0.342	15:39:46.843
9 -	31.499	20.549	52.048	83.54	0.376	15:40:38.891
10 -	31.478	20.345	51.823 (2)	83.91	0.151	15:41:30.714
11 -	31.174	20.498	51.672 (1)	84.15		15:42:22.386
12 -	31.987	20.561	52.548	82.75	0.876	15:43:14.934

P23 333 C		Andrew HOUGHTON		Yamaha - Yamaha UK		
IDEAL LAP TIME : 51.708		BEST LAP TIME : 51.953		DIFFERENCE : 0.245		
LAP	SECTOR 1	SECTOR 2	LAP TIME	MPH	DIFF	TIME OF DAY
1 -		21.834	1:02.960	69.06	11.007	15:33:38.404
2 -	32.306	21.100	53.406	81.42	1.453	15:34:31.810
3 -	32.118	20.989	53.107	81.88	1.154	15:35:24.917
4 -	31.743	20.465	52.208	83.29	0.255	15:36:17.125
5 -	31.893	21.004	52.897	82.20	0.944	15:37:10.022
6 -	31.880	20.750	52.630	82.62	0.677	15:38:02.652
7 -	31.661	20.815	52.476	82.86	0.523	15:38:55.128
8 -	31.717	20.319	52.036 (3)	83.56	0.083	15:39:47.164
9 -	31.389	20.605	51.994 (2)	83.63	0.041	15:40:39.158
10 -	31.630	20.423	52.053	83.54	0.100	15:41:31.211
11 -	31.522	20.431	51.953 (1)	83.70		15:42:23.164
12 -	31.826	21.099	52.925	82.16	0.972	15:43:16.089

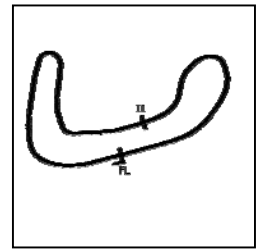
P24 277		Adrian AVERRE		Yamaha - Ryders Alley Racing		
IDEAL LAP TIME : 51.830		BEST LAP TIME : 51.923		DIFFERENCE : 0.093		
LAP	SECTOR 1	SECTOR 2	LAP TIME	MPH	DIFF	TIME OF DAY
1 -		21.800	1:03.718	68.24	11.795	15:33:39.162
2 -	32.191	20.995	53.186	81.76	1.263	15:34:32.348
3 -	32.031	20.934	52.965	82.10	1.042	15:35:25.313
4 -	32.665	20.463	53.128	81.85	1.205	15:36:18.441
5 -	31.847	20.519	52.366	83.04	0.443	15:37:10.807
6 -	31.701	20.583	52.284 (3)	83.17	0.361	15:38:03.091
7 -	32.133	20.572	52.705	82.50	0.782	15:38:55.796
8 -	32.016	20.659	52.675	82.55	0.752	15:39:48.471
9 -	31.835	20.699	52.534	82.77	0.611	15:40:41.005
10 -	31.672	20.796	52.468	82.88	0.545	15:41:33.473
11 -	31.538	20.695	52.233 (2)	83.25	0.310	15:42:25.706
12 -	31.367	20.556	51.923 (1)	83.75		15:43:17.629

P25 116		Matthew WREN		Suzuki - TBR performance		
IDEAL LAP TIME : 51.906		BEST LAP TIME : 52.106		DIFFERENCE : 0.200		
LAP	SECTOR 1	SECTOR 2	LAP TIME	MPH	DIFF	TIME OF DAY
1 -		21.541	1:03.227	68.77	11.121	15:33:38.671
2 -	32.335	21.181	53.516	81.25	1.410	15:34:32.187
3 -	31.996	20.906	52.902	82.20	0.796	15:35:25.089
4 -	32.375	20.450	52.825	82.32	0.719	15:36:17.914
5 -	31.819	20.679	52.498	82.83	0.392	15:37:10.412
6 -	31.738	20.737	52.475 (3)	82.87	0.369	15:38:02.887
7 -	31.834	20.827	52.661	82.57	0.555	15:38:55.548
8 -	31.779	21.033	52.812	82.34	0.706	15:39:48.360
9 -	31.541	20.593	52.134 (2)	83.41	0.028	15:40:40.494

Weather / Track : Cloudy / Dry

Brands Hatch Indy
 Circuit Length = 1.2079 miles
 Start: 15:32 Flag 15:43 End: 15:44

BMCRC - MRO Championships 2019 - Rnd 1 @ Brands Hatch Indy
Reactive Parts MRO Powerbikes inc Racebuykz.com Clubman 1000
RACE 15 - SECTOR ANALYSIS



SECTOR 1 = FL to I1, SECTOR 2 = I1 to FL, DIFF = Difference To Personal Best Lap, P = Crossed Finish Line in Pit Lane, D = Time Disallowed

10 -	31.942	20.899	52.841	82.29	0.735	15:41:33.335
11 -	32.010	20.854	52.864	82.26	0.758	15:42:26.199
12 -	31.456	20.650	52.106 (1)	83.45		15:43:18.305

P26 83 C Jason SIGGS		Yamaha - J Siggs Construction				
IDEAL LAP TIME : 53.071		BEST LAP TIME : 53.222		DIFFERENCE : 0.151		
LAP	SECTOR 1	SECTOR 2	LAP TIME	MPH	DIFF	TIME OF DAY
1 -		22.286	1:04.117	67.82	10.895	15:33:39.561
2 -	32.888	21.467	54.355	80.00	1.133	15:34:33.916
3 -	32.345	21.116	53.461	81.34	0.239	15:35:27.377
4 -	32.761	21.126	53.887	80.69	0.665	15:36:21.264
5 -	32.433	21.095	53.528	81.23	0.306	15:37:14.792
6 -	32.047	21.175	53.222 (1)	81.70		15:38:08.014
7 -	32.218	21.024	53.242 (2)	81.67	0.020	15:39:01.256
8 -	32.160	21.179	53.339 (3)	81.52	0.117	15:39:54.595
9 -	32.159	21.569	53.728	80.93	0.506	15:40:48.323
10 -	32.486	21.768	54.254	80.15	1.032	15:41:42.577
11 -	32.147	21.397	53.544	81.21	0.322	15:42:36.121
12 -	32.651	21.460	54.111	80.36	0.889	15:43:30.232

P27 646 C Sukhminder RAI		Yamaha - Asian Sensation				
IDEAL LAP TIME : 51.997		BEST LAP TIME : 52.053		DIFFERENCE : 0.056		
LAP	SECTOR 1	SECTOR 2	LAP TIME	MPH	DIFF	TIME OF DAY
1 -		21.360	1:00.619	71.73	8.566	15:33:36.063
2 -	32.896	20.986	53.882	80.70	1.829	15:34:29.945
3 -	32.487	20.951	53.438	81.37	1.385	15:35:23.383
4 -	31.890	20.636	52.526	82.78	0.473	15:36:15.909
5 -	32.188	21.386	53.574	81.17	1.521	15:37:09.483
6 -	31.831	20.645	52.476	82.86	0.423	15:38:01.959
7 -	31.997	20.432	52.429	82.94	0.376	15:38:54.388
8 -	31.607	20.517	52.124 (3)	83.42	0.071	15:39:46.512
9 -	31.565	20.488	52.053 (1)	83.54		15:40:38.565
10 -	31.617	20.463	52.080 (2)	83.49	0.027	15:41:30.645
11 -	31.869	20.507	52.376	83.02	0.323	15:42:23.021

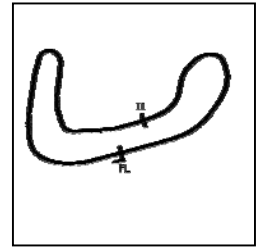
P28 199 Michael FROST		Kawasaki -				
IDEAL LAP TIME : 56.403		BEST LAP TIME : 56.978		DIFFERENCE : 0.575		
LAP	SECTOR 1	SECTOR 2	LAP TIME	MPH	DIFF	TIME OF DAY
1 -		22.616	1:05.451	66.44	8.473	15:33:40.895
2 -	35.410	22.393	57.803	75.23	0.825	15:34:38.698
3 -	35.153	22.438	57.591	75.50	0.613	15:35:36.289
4 -	34.795	22.598	57.393	75.76	0.415	15:36:33.682
5 -	34.515	22.594	57.109	76.14	0.131	15:37:30.791
6 -	34.942	22.067	57.009 (3)	76.27	0.031	15:38:27.800
7 -	34.775	22.715	57.490	75.64	0.512	15:39:25.290
8 -	34.728	22.253	56.981 (2)	76.31	0.003	15:40:22.271
9 -	34.336	22.642	56.978 (1)	76.32		15:41:19.249

P29 114 C Ricky MARTIN		Honda - T.B.R Performance				
IDEAL LAP TIME : 52.276		BEST LAP TIME : 52.276		DIFFERENCE : 0.000		
LAP	SECTOR 1	SECTOR 2	LAP TIME	MPH	DIFF	TIME OF DAY
1 -		21.760	1:02.488	69.59	10.212	15:33:37.932
2 -	32.398	20.972	53.370	81.48	1.094	15:34:31.302
3 -	32.231	21.159	53.390	81.44	1.114	15:35:24.692
4 -	31.770	20.506	52.276 (1)	83.18		15:36:16.968
5 -	31.853	21.024	52.877	82.23	0.601	15:37:09.845
6 -	31.890	20.833	52.723 (2)	82.48	0.447	15:38:02.568
7 -	32.049	20.733	52.782 (3)	82.38	0.506	15:38:55.350
8 -	31.883	20.984	52.867	82.25	0.591	15:39:48.217

Weather / Track : Cloudy / Dry

Brands Hatch Indy
 Circuit Length = 1.2079 miles
 Start: 15:32 Flag 15:43 End: 15:44

BMCRC - MRO Championships 2019 - Rnd 1 @ Brands Hatch Indy
Reactive Parts MRO Powerbikes inc Racebuykz.com Clubman 1000
RACE 15 - SECTOR ANALYSIS



SECTOR 1 = FL to I1, SECTOR 2 = I1 to FL, DIFF = Difference To Personal Best Lap, P = Crossed Finish Line in Pit Lane, D = Time Disallowed

P30 74 C		Andrew BURKE		Yamaha - Gasoline Alley Speedshop/Jake Packham			
IDEAL LAP TIME : 53.453		BEST LAP TIME : 53.503		DIFFERENCE : 0.050			
LAP	SECTOR 1	SECTOR 2	LAP TIME	MPH	DIFF	TIME OF DAY	
1 -		21.750	1:01.622	70.56	8.119	15:33:37.066	
2 -	32.403	21.208	53.611 (2)	81.11	0.108	15:34:30.677	
3 -	32.453	21.050	53.503 (1)	81.27		15:35:24.180	

BMCRC - MRO Championships 2019 - Rnd 1 @ Brands Hatch Indy

Reactive Parts MRO Powerbikes inc Racebuykz.com Clubman 1000

RACE 15 - BEST SECTORS

SECTOR 1			SECTOR 2			IDEAL / BEST COMPARISON						
POS	NO	NAME	TIME	NO	NAME	TIME	POS	NO	NAME	IDEAL	BEST	DIFF
									PERFECT LAP	48.225		
1	72	O'BRIEN	29.020	71	NORTON	19.205	1	72	O'BRIEN	48.245	48.245	0.000
2	40	PATMORE	29.258	72	O'BRIEN	19.225	2	272	JOHNSON	48.547	48.574	0.027
3	272	JOHNSON	29.259	272	JOHNSON	19.288	3	71	NORTON	48.573	48.686	0.113
4	71	NORTON	29.368	76	BYARD	19.383	4	76	BYARD	48.780	49.263	0.483
5	76	BYARD	29.397	47	DANCE	19.479	5	40	PATMORE	48.812	48.812	0.000
6	29	BRIDGER	29.483	40	PATMORE	19.554	6	29	BRIDGER	49.173	49.239	0.066
7	60	BAKER	29.621	60	BAKER	19.660	7	60	BAKER	49.281	49.302	0.021
8	16	WALSH	29.795	16	WALSH	19.687	8	47	DANCE	49.453	49.516	0.063
9	47	DANCE	29.974	29	BRIDGER	19.690	9	16	WALSH	49.482	49.559	0.077
10	91	DEVONPORT	29.989	91	DEVONPORT	19.727	10	91	DEVONPORT	49.716	49.813	0.097
11	143	PALMER	30.234	15	SIEMIENIUK-JUZWIUK	19.926	11	143	PALMER	50.258	50.275	0.017
12	12	COMBRINCK	30.292	175	KENDLE	19.956	12	15	SIEMIENIUK-JUZWIUK	50.303	50.686	0.383
13	15	SIEMIENIUK-JUZWIUK	30.377	68	GIBSON	19.957	13	12	COMBRINCK	50.330	50.330	0.000
14	8	COUGHLAN	30.403	143	PALMER	20.024	14	68	GIBSON	50.365	50.365	0.000
15	68	GIBSON	30.408	12	COMBRINCK	20.038	15	24	SMITH	50.471	50.505	0.034
16	24	SMITH	30.427	24	SMITH	20.044	16	8	COUGHLAN	50.592	50.725	0.133
17	39	MORGAN	30.547	139	SMITH	20.083	17	39	MORGAN	50.649	50.706	0.057
18	175	KENDLE	30.713	39	MORGAN	20.102	18	175	KENDLE	50.669	50.994	0.325
19	17	BAKER	30.828	17	BAKER	20.109	19	17	BAKER	50.937	50.971	0.034
20	50	WELFORD	30.959	8	COUGHLAN	20.189	20	139	SMITH	51.103	51.346	0.243
21	139	SMITH	31.020	333	HOUGHTON	20.319	21	6	SHAILER	51.519	51.672	0.153
22	6	SHAILER	31.174	6	SHAILER	20.345	22	50	WELFORD	51.522	51.723	0.201
23	277	AVERRE	31.367	646	RAI	20.432	23	333	HOUGHTON	51.708	51.953	0.245
24	333	HOUGHTON	31.389	116	WREN	20.450	24	277	AVERRE	51.830	51.923	0.093
25	116	WREN	31.456	277	AVERRE	20.463	25	116	WREN	51.906	52.106	0.200
26	646	RAI	31.565	114	MARTIN	20.506	26	646	RAI	51.997	52.053	0.056
27	114	MARTIN	31.770	50	WELFORD	20.563	27	114	MARTIN	52.276	52.276	0.000
28	83	SIGGS	32.047	83	SIGGS	21.024	28	83	SIGGS	53.071	53.222	0.151
29	74	BURKE	32.403	74	BURKE	21.050	29	74	BURKE	53.453	53.503	0.050
30	199	FROST	34.336	199	FROST	22.067	30	199	FROST	56.403	56.978	0.575

Weather / Track : Cloudy / Dry

Results can be found at www.tsl-timing.com

Brands Hatch Indy
Circuit Length = 1.2079 miles
Start: 15:32 Flag 15:43 End: 15:44

Printed - 15:45 Sunday, 10 March 2019

BMCRC-MRO Championships 2019



**L&W CONTRACTORS BMCRC Rookie
600 & 1000**

Brands Hatch Indy Circuit

9th / 10th April 2019



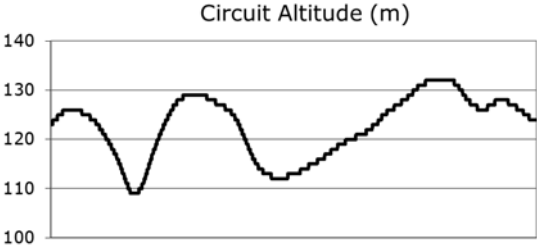
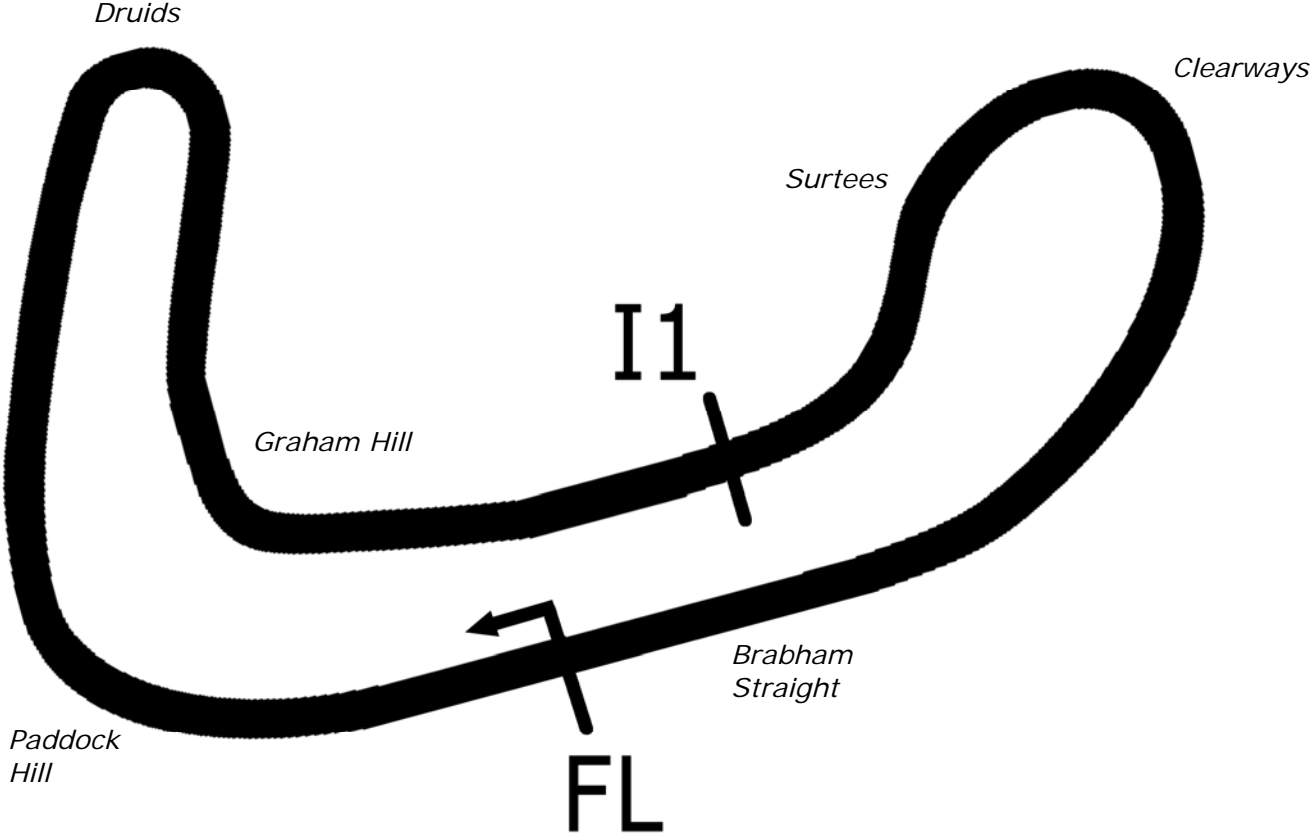
Results Provided by Timing Solutions Ltd
www.tsl-timing.com

Brands Hatch Indy



SPORTS TIMING

TIMING SOLUTIONS LTD



Length	1.2079 miles	1944.0 m	
FL		51.36032 N	0.26032 E
I1	1112m	51.35934 N	0.25955 E
Pit Entry	1669m	51.35911 N	0.25743 E
Pit Exit	26m after FL	51.36027 N	0.26078 E
Pit Entry–Pit Exit 277m, 16.6s @60kph, 12.4s @80kph			

BMCRC - MRO Championships 2019 - Rnd 1 @ Brands Hatch Indy

BMCRC Rookie 600s & BMCRC Rookie 1000s

QUALIFYING - CLASSIFICATION



CONTRACTORS LTD

POS	NO	CL	PIC NAME	ENTRY	TIME	ON	LAPS	GAP	DIFF	MPH
1	8	600	1 Cedric BLOCH	Kawasaki - Brigit's Group	57.368	12	12			75.80
2	21	600	2 George PRINCE	Suzuki -	57.496	10	11	0.128	0.128	75.63
3	109	1000	1 Chris CAYFORD	Yamaha -	58.493	9	9	1.125	0.997	74.34
4	71	1000	2 Seb JENKINS	Yamaha -	58.656	8	8	1.288	0.163	74.13
5	91	1000	3 Michael CHERRETT	Kawasaki - Bournemouth kawasaki racing	59.383	7	12	2.015	0.727	73.22
6	119	600	3 Christopher SMITH	Yamaha -	59.562	10	11	2.194	0.179	73.00
7	130	1000	4 Joe BASSETT	BMW -	59.731	8	9	2.363	0.169	72.80
8	464	600	4 Luke STONEMAN	Kawasaki -	59.895	11	12	2.527	0.164	72.60
9	100	1000	5 James FEARN	Honda -	1:00.162	11	12	2.794	0.267	72.28
10	707	1000	6 Stephen OKEEFFE	Yamaha - None	1:00.742	10	11	3.374	0.580	71.59
11	15	600	5 Billy PERKINS	Yamaha - Bexhill gearboxes	1:00.907	10	10	3.539	0.165	71.39
12	288	600	6 Toby REYNOLDS	Honda - SKA Accountants Motorcycle tyres uk howesyot	1:01.165	7	7	3.797	0.258	71.09
13	211	1000	7 Darren GREGORY	Kawasaki - Fox HVAC Ltd	1:01.417	8	8	4.049	0.252	70.80
14	624	600	7 Matthew FEDRICK	Yamaha - Matthew Fedrick farriers ltd	1:02.050	8	11	4.682	0.633	70.08
15	54	600	8 Colin SMITH	Yamaha -	1:02.691	4	8	5.323	0.641	69.36
16	16	600	9 Tom VAUGHAN	Yamaha -	1:02.929	6	9	5.561	0.238	69.10
17	103	1000	8 Craig GOFFORD	Suzuki -	1:03.028	11	11	5.660	0.099	68.99
18	128	1000	9 Kevin CLARKE	Suzuki -	1:03.267	2	2	5.899	0.239	68.73
19	14	600	10 Carl BELL	Triumph - Transport Compliance UK, DevMonki	1:04.758	7	11	7.390	1.491	67.15
20	124	600	11 Sylvie BOTQUELEN	Suzuki -	1:05.201	10	11	7.833	0.443	66.69
21	261	600	12 Michael BENN	Yamaha - Michael Benn Plumbing and Heating	1:06.496	11	11	9.128	1.295	65.39
22	9	1000	10 Luke DIXON	BMW -	1:06.815	8	11	9.447	0.319	65.08
23	170	600	13 Paul MILLS	Yamaha - Lydden Hill Circuit	1:08.209	9	10	10.841	1.394	63.75
24	18	1000	11 Albert WILLSSHER	Suzuki - willsher machinery ltd	1:09.608	8	10	12.240	1.399	62.47
25	255	600	14 Victoria HARRIS	Yamaha -	1:09.791	10	10	12.423	0.183	62.30
26	196	600	15 Emma PETERSON	Yamaha - Plus racing gear, Helmet city Chichester, WG T	1:12.301	10	10	14.933	2.510	60.14
27	420	600	16 Teresa FRITH	Kawasaki -	1:13.318	10	10	15.950	1.017	59.31
28	49	1000	12 Glen NEAGLE	Ducati -	1:13.425	7	7	16.057	0.107	59.22
29	131	600	17 Jacob HOAD	Yamaha -	1:13.631	5	5	16.263	0.206	59.05
30	96	600	18 Giovanni BELIOSSI	Honda -	1:14.363	9	9	16.995	0.732	58.47
31	212	1000	13 Tim BENNETT	Yamaha - www.maxpowerracing.uk	1:17.161	8	9	19.793	2.798	56.35
32	316	1000	14 Chris THOMSON	Suzuki - S Grove contractors			0			

Weather / Track : Bright / Drying

These results are provisional until the conclusion of any judicial and technical matters.

Brands Hatch Indy

Circuit Length = 1.2079 miles

Start: 09:15 Flag 09:27 End: 09:29

Clerk Of Course :	Timekeeper :
-------------------	--------------

Results can be found at www.tsl-timing.com

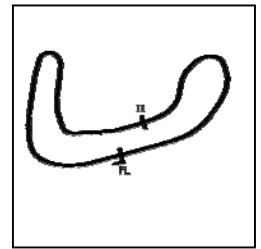
Printed - 09:38 Saturday, 09 March 2019



BMCRC - MRO Championships 2019 - Rnd 1 @ Brands Hatch Indy

BMCRC Rookie 600s & BMCRC Rookie 1000s

QUALIFYING - SECTOR ANALYSIS



SECTOR 1 = FL to I1, SECTOR 2 = I1 to FL, DIFF = Difference To Personal Best Lap, P = Crossed Finish Line in Pit Lane, D = Time Disallowed

P1		8 600		Cedric BLOCH		Kawasaki - Brigit's Group	
IDEAL LAP TIME :		BEST LAP TIME : 57.368		DIFFERENCE :			
LAP	SECTOR 1	SECTOR 2	LAP TIME	MPH	DIFF	TIME OF DAY	
1 -			1:05.377	66.51	8.009	09:16:42.210	
2 -			1:03.586	68.38	6.218	09:17:45.796	
3 -			1:02.809	69.23	5.441	09:18:48.605	
4 -			1:04.339	67.58	6.971	09:19:52.944	
5 -			1:02.652	69.40	5.284	09:20:55.596	
6 -			1:03.265	68.73	5.897	09:21:58.861	
7 -			59.615 (2)	72.94	2.247	09:22:58.476	
8 -			1:01.108	71.16	3.740	09:23:59.584	
9 -			1:03.629	68.34	6.261	09:25:03.213	
10 -			1:01.149	71.11	3.781	09:26:04.362	
11 -			1:00.519 (3)	71.85	3.151	09:27:04.881	
12 -			57.368 (1)	75.80		09:28:02.249	

P2		21 600		George PRINCE		Suzuki -	
IDEAL LAP TIME : 57.496		BEST LAP TIME : 57.496		DIFFERENCE : 0.000			
LAP	SECTOR 1	SECTOR 2	LAP TIME	MPH	DIFF	TIME OF DAY	
1 -	OUTLAP	27.042	1:13.325	59.30	15.829	09:18:11.141	
2 -	39.415	25.400	1:04.815	67.09	7.319	09:19:15.956	
3 -	38.682	26.147	1:04.829	67.07	7.333	09:20:20.785	
4 -	36.541	23.491	1:00.032	72.43	2.536	09:21:20.817	
5 -	36.897	23.416	1:00.313	72.10	2.817	09:22:21.130	
6 -	36.433	24.519	1:00.952	71.34	3.456	09:23:22.082	
7 -	37.870	24.000	1:01.870	70.28	4.374	09:24:23.952	
8 -	34.943	23.620	58.563 (3)	74.25	1.067	09:25:22.515	
9 -	35.199	23.626	58.825	73.92	1.329	09:26:21.340	
10 -	34.562	22.934	57.496 (1)	75.63		09:27:18.836	
11 -	34.849	22.990	57.839 (2)	75.18	0.343	09:28:16.675	

P3		109 1000		Chris CAYFORD		Yamaha -	
IDEAL LAP TIME : 58.440		BEST LAP TIME : 58.493		DIFFERENCE : 0.053			
LAP	SECTOR 1	SECTOR 2	LAP TIME	MPH	DIFF	TIME OF DAY	
1 -	43.105	28.258	1:11.363	60.93	12.870	09:17:11.754	
2 -	39.298	26.660	1:05.958	65.92	7.465	09:18:17.712	
3 -	38.940	24.901	1:03.841	68.11	5.348	09:19:21.553	
4 -	37.369	25.520	1:02.889	69.14	4.396	09:20:24.442	
5 -	36.945	23.796	1:00.741	71.59	2.248	09:21:25.183	
6 -	36.421	23.704	1:00.125 (3)	72.32	1.632	09:22:25.308	
7 -	35.380	24.338	59.718 (2)	72.81	1.225	09:23:25.026	
8 -	36.194	24.204	1:00.398	71.99	1.905	09:24:25.424	
9 -	35.222	23.271	58.493 (1)	74.34		09:25:23.917	

P4		71 1000		Seb JENKINS		Yamaha -	
IDEAL LAP TIME : 58.656		BEST LAP TIME : 58.656		DIFFERENCE : 0.000			
LAP	SECTOR 1	SECTOR 2	LAP TIME	MPH	DIFF	TIME OF DAY	
1 -	38.850	26.604	1:05.454	66.43	6.798	09:16:54.725	
2 -	37.823	25.820	1:03.643	68.32	4.987	09:17:58.368	
3 -	35.323	23.678	59.001 (2)	73.70	0.345	09:18:57.369	
4 -	35.257	29.418	1:04.675	67.23	6.019	09:20:02.044	
5 -	38.237	24.342	1:02.579 (3)	69.48	3.923	09:21:04.623	
6 -	36.080	IN PIT	2:49.449 P	25.66	1:50.793	09:23:54.072	
7 -	OUTLAP	24.462	1:07.403	64.51	8.747	09:25:01.475	
8 -	34.985	23.671	58.656 (1)	74.13		09:26:00.131	

P5		91 1000		Michael CHERRETT		Kawasaki - Bournemouth kawasaki racing	
IDEAL LAP TIME : 58.665		BEST LAP TIME : 59.383		DIFFERENCE : 0.718			
LAP	SECTOR 1	SECTOR 2	LAP TIME	MPH	DIFF	TIME OF DAY	

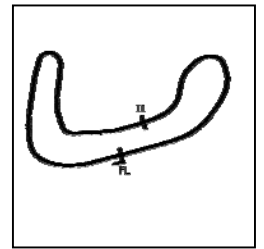
Weather / Track : Bright / Drying

Brands Hatch Indy
Circuit Length = 1.2079 miles
Start: 09:15 Flag 09:27 End: 09:29

BMCRC - MRO Championships 2019 - Rnd 1 @ Brands Hatch Indy

BMCRC Rookie 600s & BMCRC Rookie 1000s

QUALIFYING - SECTOR ANALYSIS



SECTOR 1 = FL to I1, SECTOR 2 = I1 to FL, DIFF = Difference To Personal Best Lap, P = Crossed Finish Line in Pit Lane, D = Time Disallowed

1 -	42.171	26.916	1:09.087	62.94	9.704	09:17:18.288
2 -	38.560	25.907	1:04.467	67.45	5.084	09:18:22.755
3 -	39.144	24.705	1:03.849	68.10	4.466	09:19:26.604
4 -	36.981	25.964	1:02.945	69.08	3.562	09:20:29.549
5 -	37.765	24.339	1:02.104	70.02	2.721	09:21:31.653
6 -	36.530	25.290	1:01.820	70.34	2.437	09:22:33.473
7 -	35.312	24.071	59.383 (1)	73.22		09:23:32.856
8 -	37.087	24.590	1:01.677	70.50	2.294	09:24:34.533
9 -	36.375	23.353	59.728 (3)	72.80	0.345	09:25:34.261
10 -	36.175	23.545	59.720 (2)	72.81	0.337	09:26:33.981
11 -	37.978	24.507	1:02.485	69.59	3.102	09:27:36.466
12 -	36.206	26.327	1:02.533	69.54	3.150	09:28:38.999

P6	119 600	Christopher SMITH	Yamaha -
IDEAL LAP TIME :	59.315	BEST LAP TIME :	59.562
		DIFFERENCE :	0.247

LAP	SECTOR 1	SECTOR 2	LAP TIME	MPH	DIFF	TIME OF DAY
1 -	OUTLAP	27.469	1:19.316	54.82	19.754	09:18:22.844
2 -	42.799	28.050	1:10.849	61.37	11.287	09:19:33.693
3 -	38.041	25.247	1:03.288	68.71	3.726	09:20:36.981
4 -	37.420	24.554	1:01.974	70.16	2.412	09:21:38.955
5 -	37.238	24.765	1:02.003	70.13	2.441	09:22:40.958
6 -	37.787	24.282	1:02.069	70.06	2.507	09:23:43.027
7 -	35.960	23.634	59.594 (2)	72.97	0.032	09:24:42.621
8 -	36.908	23.845	1:00.753	71.57	1.191	09:25:43.374
9 -	36.433	25.170	1:01.603	70.59	2.041	09:26:44.977
10 -	35.681	23.881	59.562 (1)	73.00		09:27:44.539
11 -	36.294	24.441	1:00.735 (3)	71.59	1.173	09:28:45.274

P7	130 1000	Joe BASSETT	BMW -
IDEAL LAP TIME :	58.676	BEST LAP TIME :	59.731
		DIFFERENCE :	1.055

LAP	SECTOR 1	SECTOR 2	LAP TIME	MPH	DIFF	TIME OF DAY
1 -	OUTLAP	28.513	1:17.924	55.80	18.193	09:18:08.361
2 -	39.538	24.406	1:03.944	68.00	4.213	09:19:12.305
3 -	39.274	25.561	1:04.835	67.07	5.104	09:20:17.140
4 -	37.034	25.287	1:02.321	69.77	2.590	09:21:19.461
5 -	36.194	23.586	59.780 (2)	72.74	0.049	09:22:19.241
6 -	36.103	25.101	1:01.204	71.05	1.473	09:23:20.445
7 -	37.517	22.972	1:00.489 (3)	71.89	0.758	09:24:20.934
8 -	35.704	24.027	59.731 (1)	72.80		09:25:20.665
9 -	36.404	IN PIT	2:49.182 P	25.70	1:49.451	09:28:09.847

P8	464 600	Luke STONEMAN	Kawasaki -
IDEAL LAP TIME :	59.827	BEST LAP TIME :	59.895
		DIFFERENCE :	0.068

LAP	SECTOR 1	SECTOR 2	LAP TIME	MPH	DIFF	TIME OF DAY
1 -	47.142	31.376	1:18.518	55.38	18.623	09:17:15.414
2 -	41.069	26.586	1:07.655	64.27	7.760	09:18:23.069
3 -	39.064	26.629	1:05.693	66.19	5.798	09:19:28.762
4 -	37.378	24.876	1:02.254	69.85	2.359	09:20:31.016
5 -	37.535	25.260	1:02.795	69.25	2.900	09:21:33.811
6 -	36.885	24.817	1:01.702	70.47	1.807	09:22:35.513
7 -	36.499	24.304	1:00.803 (3)	71.51	0.908	09:23:36.316
8 -	36.967	25.022	1:01.989	70.15	2.094	09:24:38.305
9 -	36.673	24.161	1:00.834	71.48	0.939	09:25:39.139
10 -	36.034	23.867	59.901 (2)	72.59	0.006	09:26:39.040
11 -	36.102	23.793	59.895 (1)	72.60		09:27:38.935
12 -	36.437	24.532	1:00.969	71.32	1.074	09:28:39.904

P9	100 1000	James FEARN	Honda -
IDEAL LAP TIME :	59.804	BEST LAP TIME :	1:00.162
		DIFFERENCE :	0.358

LAP	SECTOR 1	SECTOR 2	LAP TIME	MPH	DIFF	TIME OF DAY
-----	----------	----------	----------	-----	------	-------------

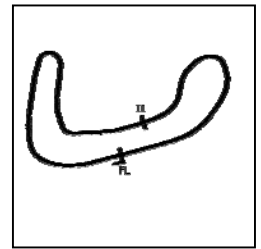
Weather / Track : Bright / Drying

Brands Hatch Indy
Circuit Length = 1.2079 miles
Start: 09:15 Flag 09:27 End: 09:29

BMCRC - MRO Championships 2019 - Rnd 1 @ Brands Hatch Indy

BMCRC Rookie 600s & BMCRC Rookie 1000s

QUALIFYING - SECTOR ANALYSIS



SECTOR 1 = FL to I1, SECTOR 2 = I1 to FL, DIFF = Difference To Personal Best Lap, P = Crossed Finish Line in Pit Lane, D = Time Disallowed

1 -	41.868	29.712	1:11.580	60.75	11.418	09:17:05.025
2 -	40.726	27.813	1:08.539	63.44	8.377	09:18:13.564
3 -	40.993	25.926	1:06.919	64.98	6.757	09:19:20.483
4 -	40.359	26.563	1:06.922	64.98	6.760	09:20:27.405
5 -	39.863	26.210	1:06.073	65.81	5.911	09:21:33.478
6 -	39.363	26.618	1:05.981	65.90	5.819	09:22:39.459
7 -	38.985	24.893	1:03.878	68.07	3.716	09:23:43.337
8 -	37.402	25.625	1:03.027	68.99	2.865	09:24:46.364
9 -	38.758	26.042	1:04.800	67.10	4.638	09:25:51.164
10 -	36.832	23.797	1:00.629 (2)	71.72	0.467	09:26:51.793
11 -	36.007	24.155	1:00.162 (1)	72.28		09:27:51.955
12 -	37.799	24.507	1:02.306 (3)	69.79	2.144	09:28:54.261

P10 707 1000	Stephen OKEEFFE	Yamaha - None
IDEAL LAP TIME : 1:00.372	BEST LAP TIME : 1:00.742	DIFFERENCE : 0.370

LAP	SECTOR 1	SECTOR 2	LAP TIME	MPH	DIFF	TIME OF DAY
1 -	44.343	27.806	1:12.149	60.27	11.407	09:16:57.149
2 -	42.141	28.185	1:10.326	61.83	9.584	09:18:07.475
3 -	41.220	25.545	1:06.765	65.13	6.023	09:19:14.240
4 -	39.995	26.469	1:06.464	65.42	5.722	09:20:20.704
5 -	38.099	24.718	1:02.817	69.22	2.075	09:21:23.521
6 -	40.182	24.715	1:04.897	67.00	4.155	09:22:28.418
7 -	38.505	25.250	1:03.755	68.20	3.013	09:23:32.173
8 -	37.446	24.456	1:01.902	70.24	1.160	09:24:34.075
9 -	37.232	23.915	1:01.147 (2)	71.11	0.405	09:25:35.222
10 -	36.875	23.867	1:00.742 (1)	71.59		09:26:35.964
11 -	36.505	25.066	1:01.571 (3)	70.62	0.829	09:27:37.535

P11 15 600	Billy PERKINS	Yamaha - Bexhill gearboxes
IDEAL LAP TIME : 1:00.907	BEST LAP TIME : 1:00.907	DIFFERENCE : 0.000

LAP	SECTOR 1	SECTOR 2	LAP TIME	MPH	DIFF	TIME OF DAY
1 -	OUTLAP	28.733	1:16.940	56.51	16.033	09:18:39.744
2 -	42.815	28.296	1:11.111	61.15	10.204	09:19:50.855
3 -	40.682	26.233	1:06.915	64.98	6.008	09:20:57.770
4 -	42.183	28.196	1:10.379	61.78	9.472	09:22:08.149
5 -	39.396	26.347	1:05.743	66.14	4.836	09:23:13.892
6 -	39.889	26.081	1:05.970	65.91	5.063	09:24:19.862
7 -	38.838	24.866	1:03.704	68.26	2.797	09:25:23.566
8 -	37.399	24.498	1:01.897 (2)	70.25	0.990	09:26:25.463
9 -	37.533	24.818	1:02.351 (3)	69.74	1.444	09:27:27.814
10 -	36.682	24.225	1:00.907 (1)	71.39		09:28:28.721

P12 288 600	Toby REYNOLDS	Honda - SKA Accountants Motorcycle tyres uk howesyourheati
IDEAL LAP TIME : 1:00.894	BEST LAP TIME : 1:01.165	DIFFERENCE : 0.271

LAP	SECTOR 1	SECTOR 2	LAP TIME	MPH	DIFF	TIME OF DAY
1 -	41.496	26.552	1:08.048	63.90	6.883	09:17:18.835
2 -	40.631	24.767	1:05.398	66.49	4.233	09:18:24.233
3 -	39.019	24.646	1:03.665	68.30	2.500	09:19:27.898
4 -	36.689	25.454	1:02.143 (3)	69.97	0.978	09:20:30.041
5 -	38.345	24.623	1:02.968	69.06	1.803	09:21:33.009
6 -	37.115	24.494	1:01.609 (2)	70.58	0.444	09:22:34.618
7 -	36.960	24.205	1:01.165 (1)	71.09		09:23:35.783

P13 211 1000	Darren GREGORY	Kawasaki - Fox HVAC Ltd
IDEAL LAP TIME : 1:00.663	BEST LAP TIME : 1:01.417	DIFFERENCE : 0.754

LAP	SECTOR 1	SECTOR 2	LAP TIME	MPH	DIFF	TIME OF DAY
1 -	43.649	27.641	1:11.290	60.99	9.873	09:17:17.696
2 -	41.549	25.525	1:07.074	64.83	5.657	09:18:24.770
3 -	40.485	27.138	1:07.623	64.30	6.206	09:19:32.393
4 -	37.988	25.355	1:03.343	68.65	1.926	09:20:35.736

Weather / Track : Bright / Drying

Brands Hatch Indy
Circuit Length = 1.2079 miles
Start: 09:15 Flag 09:27 End: 09:29

BMCRC - MRO Championships 2019 - Rnd 1 @ Brands Hatch Indy

BMCRC Rookie 600s & BMCRC Rookie 1000s

QUALIFYING - SECTOR ANALYSIS



SECTOR 1 = FL to I1, SECTOR 2 = I1 to FL, DIFF = Difference To Personal Best Lap, P = Crossed Finish Line in Pit Lane, D = Time Disallowed

5 -	38.232	24.849	1:03.081 (3)	68.93	1.664	09:21:38.817
6 -	39.965	24.393	1:04.358	67.56	2.941	09:22:43.175
7 -	37.816	23.673	1:01.489 (2)	70.72	0.072	09:23:44.664
8 -	36.990	24.427	1:01.417 (1)	70.80		09:24:46.081

P14 624 600 Matthew FEDRICK			Yamaha - Matthew Fedrick farriers ltd			
IDEAL LAP TIME : 1:02.050		BEST LAP TIME : 1:02.050		DIFFERENCE : 0.000		
LAP	SECTOR 1	SECTOR 2	LAP TIME	MPH	DIFF	TIME OF DAY
1 -	OUTLAP	30.043	1:20.274	54.17	18.224	09:17:43.309
2 -			1:09.607	62.47	7.557	09:18:52.916
3 -	38.290	29.907	1:08.197	63.76	6.147	09:20:01.113
4 -	39.453	25.916	1:05.369	66.52	3.319	09:21:06.482
5 -	38.037	29.289	1:07.326	64.59	5.276	09:22:13.808
6 -	40.246	26.946	1:07.192	64.71	5.142	09:23:21.000
7 -	38.580	26.131	1:04.711	67.20	2.661	09:24:25.711
8 -	37.080	24.970	1:02.050 (1)	70.08		09:25:27.761
9 -	37.251	25.581	1:02.832 (2)	69.21	0.782	09:26:30.593
10 -	42.234	26.009	1:08.243	63.72	6.193	09:27:38.836
11 -	38.534	25.162	1:03.696 (3)	68.27	1.646	09:28:42.532

P15 54 600 Colin SMITH			Yamaha -			
IDEAL LAP TIME : 1:02.132		BEST LAP TIME : 1:02.691		DIFFERENCE : 0.559		
LAP	SECTOR 1	SECTOR 2	LAP TIME	MPH	DIFF	TIME OF DAY
1 -	49.526	31.940	1:21.466	53.37	18.775	09:17:15.988
2 -	41.353	26.289	1:07.642	64.28	4.951	09:18:23.630
3 -	40.654	26.295	1:06.949	64.95	4.258	09:19:30.579
4 -	36.937	25.754	1:02.691 (1)	69.36		09:20:33.270
5 -	38.276	25.195	1:03.471 (2)	68.51	0.780	09:21:36.741
6 -	39.033	27.782	1:06.815	65.08	4.124	09:22:43.556
7 -	40.116	27.732	1:07.848	64.09	5.157	09:23:51.404
8 -	39.024	27.419	1:06.443 (3)	65.44	3.752	09:24:57.847

P16 16 600 Tom VAUGHAN			Yamaha -			
IDEAL LAP TIME : 1:02.858		BEST LAP TIME : 1:02.929		DIFFERENCE : 0.071		
LAP	SECTOR 1	SECTOR 2	LAP TIME	MPH	DIFF	TIME OF DAY
1 -	45.771	28.543	1:14.314	58.51	11.385	09:17:20.901
2 -	44.159	27.915	1:12.074	60.33	9.145	09:18:32.975
3 -	39.522	25.860	1:05.382 (2)	66.51	2.453	09:19:38.357
4 -	41.329	26.142	1:07.471	64.45	4.542	09:20:45.828
5 -	39.589	26.243	1:05.832	66.05	2.903	09:21:51.660
6 -	37.981	24.948	1:02.929 (1)	69.10		09:22:54.589
7 -	37.910	27.832	1:05.742 (3)	66.14	2.813	09:24:00.331
8 -	39.256	27.947	1:07.203	64.70	4.274	09:25:07.534
9 -	42.362	27.030	1:09.392	62.66	6.463	09:26:16.926

P17 103 1000 Craig GOFFORD			Suzuki -			
IDEAL LAP TIME : 1:02.204		BEST LAP TIME : 1:03.028		DIFFERENCE : 0.824		
LAP	SECTOR 1	SECTOR 2	LAP TIME	MPH	DIFF	TIME OF DAY
1 -	44.579	27.573	1:12.152	60.27	9.124	09:16:56.298
2 -	44.122	28.583	1:12.705	59.81	9.677	09:18:09.003
3 -	41.264	26.579	1:07.843	64.09	4.815	09:19:16.846
4 -	41.335	26.395	1:07.730	64.20	4.702	09:20:24.576
5 -	41.499	25.991	1:07.490	64.43	4.462	09:21:32.066
6 -	40.210	27.056	1:07.266	64.64	4.238	09:22:39.332
7 -	40.380	26.041	1:06.421	65.47	3.393	09:23:45.753
8 -	38.487	25.225	1:03.712 (2)	68.25	0.684	09:24:49.465
9 -	37.671	26.329	1:04.000	67.94	0.972	09:25:53.465
10 -	38.853	24.908	1:03.761 (3)	68.20	0.733	09:26:57.226
11 -	38.495	24.533	1:03.028 (1)	68.99		09:28:00.254

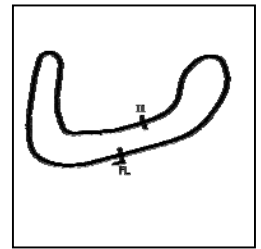
Weather / Track : Bright / Drying

Brands Hatch Indy
Circuit Length = 1.2079 miles
Start: 09:15 Flag 09:27 End: 09:29

BMCRC - MRO Championships 2019 - Rnd 1 @ Brands Hatch Indy

BMCRC Rookie 600s & BMCRC Rookie 1000s

QUALIFYING - SECTOR ANALYSIS



SECTOR 1 = FL to I1, SECTOR 2 = I1 to FL, DIFF = Difference To Personal Best Lap, P = Crossed Finish Line in Pit Lane, D = Time Disallowed

P18 128 1000 Kevin CLARKE			Suzuki -			
IDEAL LAP TIME : 1:02.705		BEST LAP TIME : 1:03.267		DIFFERENCE : 0.562		
LAP	SECTOR 1	SECTOR 2	LAP TIME	MPH	DIFF	TIME OF DAY
1 -	OUTLAP	27.113	1:12.867	59.67	9.600	09:17:43.546
2 -	38.968	24.299	1:03.267 (1)	68.73		09:18:46.813

P19 14 600 Carl BELL			Triumph - Transport Compliance UK, DevMonki			
IDEAL LAP TIME : 1:04.349		BEST LAP TIME : 1:04.758		DIFFERENCE : 0.409		
LAP	SECTOR 1	SECTOR 2	LAP TIME	MPH	DIFF	TIME OF DAY
1 -	45.927	29.027	1:14.954	58.01	10.196	09:17:09.070
2 -	43.824	27.960	1:11.784	60.57	7.026	09:18:20.854
3 -	43.892	29.784	1:13.676	59.02	8.918	09:19:34.530
4 -	43.006	27.010	1:10.016	62.10	5.258	09:20:44.546
5 -	40.259	26.971	1:07.230	64.68	2.472	09:21:51.776
6 -	39.555	26.134	1:05.689 (2)	66.19	0.931	09:22:57.465
7 -	38.215	26.543	1:04.758 (1)	67.15		09:24:02.223
8 -	41.974	29.479	1:11.453	60.85	6.695	09:25:13.676
9 -	41.869	28.540	1:10.409	61.76	5.651	09:26:24.085
10 -	41.259	27.011	1:08.270	63.69	3.512	09:27:32.355
11 -	40.231	26.622	1:06.853 (3)	65.04	2.095	09:28:39.208

P20 124 600 Sylvie BOTQUELEN			Suzuki -			
IDEAL LAP TIME : 1:05.201		BEST LAP TIME : 1:05.201		DIFFERENCE : 0.000		
LAP	SECTOR 1	SECTOR 2	LAP TIME	MPH	DIFF	TIME OF DAY
1 -	46.623	30.941	1:17.564	56.06	12.363	09:17:05.221
2 -	44.797	29.017	1:13.814	58.91	8.613	09:18:19.035
3 -	46.028	30.612	1:16.640	56.74	11.439	09:19:35.675
4 -	48.585	30.244	1:18.829	55.16	13.628	09:20:54.504
5 -	45.380	29.818	1:15.198	57.82	9.997	09:22:09.702
6 -	43.950	26.928	1:10.878	61.35	5.677	09:23:20.580
7 -	43.475	27.153	1:10.628	61.57	5.427	09:24:31.208
8 -	40.658	26.871	1:07.529	64.39	2.328	09:25:38.737
9 -	40.317	26.354	1:06.671 (3)	65.22	1.470	09:26:45.408
10 -	39.500	25.701	1:05.201 (1)	66.69		09:27:50.609
11 -	39.709	25.914	1:05.623 (2)	66.26	0.422	09:28:56.232

P21 261 600 Michael BENN			Yamaha - Michael Benn Plumbing and Heating			
IDEAL LAP TIME : 1:05.887		BEST LAP TIME : 1:06.496		DIFFERENCE : 0.609		
LAP	SECTOR 1	SECTOR 2	LAP TIME	MPH	DIFF	TIME OF DAY
1 -	50.829	31.716	1:22.545	52.68	16.049	09:17:16.859
2 -	47.080	29.039	1:16.119	57.12	9.623	09:18:32.978
3 -	44.511	28.266	1:12.777	59.75	6.281	09:19:45.755
4 -	42.459	27.532	1:09.991	62.13	3.495	09:20:55.746
5 -	43.838	29.090	1:12.928	59.62	6.432	09:22:08.674
6 -	41.196	27.486	1:08.682	63.31	2.186	09:23:17.356
7 -	41.351	26.786	1:08.137	63.82	1.641	09:24:25.493
8 -	40.128	26.556	1:06.684 (3)	65.21	0.188	09:25:32.177
9 -	40.479	26.593	1:07.072	64.83	0.576	09:26:39.249
10 -	39.926	26.656	1:06.582 (2)	65.31	0.086	09:27:45.831
11 -	40.535	25.961	1:06.496 (1)	65.39		09:28:52.327

P22 9 1000 Luke DIXON			BMW -			
IDEAL LAP TIME : 1:06.552		BEST LAP TIME : 1:06.815		DIFFERENCE : 0.263		
LAP	SECTOR 1	SECTOR 2	LAP TIME	MPH	DIFF	TIME OF DAY
1 -	44.468	28.645	1:13.113	59.47	6.298	09:17:22.079
2 -	42.415	28.422	1:10.837	61.38	4.022	09:18:32.916
3 -	41.776	26.979	1:08.755	63.24	1.940	09:19:41.671
4 -	42.139	30.061	1:12.200	60.22	5.385	09:20:53.871
5 -	40.962	26.752	1:07.714	64.22	0.899	09:22:01.585

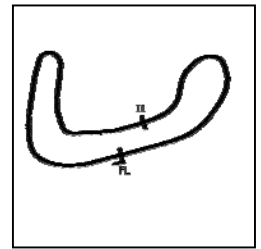
Weather / Track : Bright / Drying

Brands Hatch Indy
Circuit Length = 1.2079 miles
Start: 09:15 Flag 09:27 End: 09:29

BMCRC - MRO Championships 2019 - Rnd 1 @ Brands Hatch Indy

BMCRC Rookie 600s & BMCRC Rookie 1000s

QUALIFYING - SECTOR ANALYSIS



SECTOR 1 = FL to I1, SECTOR 2 = I1 to FL, DIFF = Difference To Personal Best Lap, P = Crossed Finish Line in Pit Lane, D = Time Disallowed

6 -	40.613	26.787	1:07.400	64.51	0.585	09:23:08.985
7 -	40.341	26.619	1:06.960 (2)	64.94	0.145	09:24:15.945
8 -	40.181	26.634	1:06.815 (1)	65.08		09:25:22.760
9 -	40.546	26.741	1:07.287 (3)	64.62	0.472	09:26:30.047
10 -	42.109	26.371	1:08.480	63.50	1.665	09:27:38.527
11 -	41.333	26.542	1:07.875	64.06	1.060	09:28:46.402

P23 170 600 Paul MILLS	Yamaha - Lydden Hill Circuit	
IDEAL LAP TIME : 1:08.209	BEST LAP TIME : 1:08.209	DIFFERENCE : 0.000

LAP	SECTOR 1	SECTOR 2	LAP TIME	MPH	DIFF	TIME OF DAY
1 -	OUTLAP	30.379	1:22.323	52.82	14.114	09:17:52.293
2 -	45.465	31.960	1:17.425	56.16	9.216	09:19:09.718
3 -	44.459	29.754	1:14.213	58.59	6.004	09:20:23.931
4 -	45.112	29.150	1:14.262	58.55	6.053	09:21:38.193
5 -	42.623	28.987	1:11.610	60.72	3.401	09:22:49.803
6 -	42.554	28.135	1:10.689	61.51	2.480	09:24:00.492
7 -	43.181	29.808	1:12.989	59.57	4.780	09:25:13.481
8 -	41.757	28.296	1:10.053 (3)	62.07	1.844	09:26:23.534
9 -	40.897	27.312	1:08.209 (1)	63.75		09:27:31.743
10 -	41.342	28.279	1:09.621 (2)	62.46	1.412	09:28:41.364

P24 18 1000 Albert WILLISHER	Suzuki - willsher machinery ltd	
IDEAL LAP TIME : 1:09.359	BEST LAP TIME : 1:09.608	DIFFERENCE : 0.249

LAP	SECTOR 1	SECTOR 2	LAP TIME	MPH	DIFF	TIME OF DAY
1 -	OUTLAP	29.938	1:20.575	53.96	10.967	09:17:45.657
2 -	47.672	31.477	1:19.149	54.94	9.541	09:19:04.806
3 -	47.564	31.046	1:18.610	55.31	9.002	09:20:23.416
4 -	44.364	28.004	1:12.368	60.09	2.760	09:21:35.784
5 -	43.071	27.711	1:10.782 (3)	61.43	1.174	09:22:46.566
6 -	42.749	28.122	1:10.871	61.35	1.263	09:23:57.437
7 -	45.175	28.390	1:13.565	59.11	3.957	09:25:11.002
8 -	41.990	27.618	1:09.608 (1)	62.47		09:26:20.610
9 -	41.741	27.887	1:09.628 (2)	62.45	0.020	09:27:30.238
10 -	41.966	29.202	1:11.168	61.10	1.560	09:28:41.406

P25 255 600 Victoria HARRIS	Yamaha -	
IDEAL LAP TIME : 1:09.791	BEST LAP TIME : 1:09.791	DIFFERENCE : 0.000

LAP	SECTOR 1	SECTOR 2	LAP TIME	MPH	DIFF	TIME OF DAY
1 -	51.488	31.862	1:23.350	52.17	13.559	09:17:15.726
2 -	49.843	32.869	1:22.712	52.57	12.921	09:18:38.438
3 -	50.678	32.434	1:23.112	52.32	13.321	09:20:01.550
4 -	47.328	31.088	1:18.416	55.45	8.625	09:21:19.966
5 -	46.678	29.756	1:16.434	56.89	6.643	09:22:36.400
6 -	45.815	29.983	1:15.798	57.37	6.007	09:23:52.198
7 -	44.502	28.116	1:12.618	59.88	2.827	09:25:04.816
8 -	44.392	28.124	1:12.516 (3)	59.96	2.725	09:26:17.332
9 -	42.859	27.479	1:10.338 (2)	61.82	0.547	09:27:27.670
10 -	42.779	27.012	1:09.791 (1)	62.30		09:28:37.461

P26 196 600 Emma PETERSON	Yamaha - Plus racing gear, Helmet city Chichester, WG Tyres B	
IDEAL LAP TIME : 1:12.301	BEST LAP TIME : 1:12.301	DIFFERENCE : 0.000

LAP	SECTOR 1	SECTOR 2	LAP TIME	MPH	DIFF	TIME OF DAY
1 -	53.004	32.701	1:25.705	50.73	13.404	09:17:13.623
2 -	51.188	32.335	1:23.523	52.06	11.222	09:18:37.146
3 -	51.636	32.114	1:23.750	51.92	11.449	09:20:00.896
4 -	47.427	30.764	1:18.191	55.61	5.890	09:21:19.087
5 -	46.059	30.126	1:16.185	57.07	3.884	09:22:35.272
6 -	46.472	30.870	1:17.342	56.22	5.041	09:23:52.614
7 -	45.959	30.411	1:16.370	56.94	4.069	09:25:08.984
8 -	44.328	29.891	1:14.219 (3)	58.59	1.918	09:26:23.203

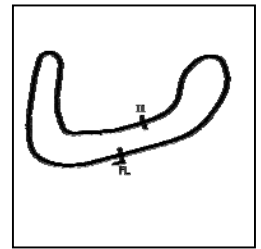
Weather / Track : Bright / Drying

Brands Hatch Indy
Circuit Length = 1.2079 miles
Start: 09:15 Flag 09:27 End: 09:29

BMCRC - MRO Championships 2019 - Rnd 1 @ Brands Hatch Indy

BMCRC Rookie 600s & BMCRC Rookie 1000s

QUALIFYING - SECTOR ANALYSIS



SECTOR 1 = FL to I1, SECTOR 2 = I1 to FL, DIFF = Difference To Personal Best Lap, P = Crossed Finish Line in Pit Lane, D = Time Disallowed

9 - 44.445 29.259 1:13.704 (2) 59.00 1.403 09:27:36.907
 10 - **43.211** **29.090** **1:12.301** (1) **60.14** **09:28:49.208**

P27 420 600		Teresa FRITH		Kawasaki -			
IDEAL LAP TIME : 1:13.284		BEST LAP TIME : 1:13.318		DIFFERENCE : 0.034			
LAP	SECTOR 1	SECTOR 2	LAP TIME	MPH	DIFF	TIME OF DAY	
1 -	54.290	35.429	1:29.719	48.46	16.401	09:17:21.599	
2 -	50.219	31.823	1:22.042	53.00	8.724	09:18:43.641	
3 -	48.522	32.634	1:21.156	53.58	7.838	09:20:04.797	
4 -	47.474	31.101	1:18.575	55.34	5.257	09:21:23.372	
5 -	47.131	30.533	1:17.664	55.99	4.346	09:22:41.036	
6 -	45.757	30.098	1:15.855 (3)	57.32	2.537	09:23:56.891	
7 -	46.186	30.095	1:16.281	57.00	2.963	09:25:13.172	
8 -	45.994	30.008	1:16.002	57.21	2.684	09:26:29.174	
9 -	44.915	29.217	1:14.132 (2)	58.66	0.814	09:27:43.306	
10 -	44.067	29.251	1:13.318 (1)	59.31		09:28:56.624	

P28 49 1000		Glen NEAGLE		Ducati -			
IDEAL LAP TIME :		BEST LAP TIME : 1:13.425		DIFFERENCE :			
LAP	SECTOR 1	SECTOR 2	LAP TIME	MPH	DIFF	TIME OF DAY	
1 -			1:18.041	55.72	4.616	09:19:33.878	
2 -			1:19.756	54.52	6.331	09:20:53.634	
3 -			1:15.550	57.55	2.125	09:22:09.184	
4 -			1:14.916 (3)	58.04	1.491	09:23:24.100	
5 -			1:14.955	58.01	1.530	09:24:39.055	
6 -			1:13.615 (2)	59.07	0.190	09:25:52.670	
7 -			1:13.425 (1)	59.22		09:27:06.095	

P29 131 600		Jacob HOAD		Yamaha -			
IDEAL LAP TIME : 1:13.631		BEST LAP TIME : 1:13.631		DIFFERENCE : 0.000			
LAP	SECTOR 1	SECTOR 2	LAP TIME	MPH	DIFF	TIME OF DAY	
1 -	OUTLAP	32.060	1:21.000	53.68	7.369	09:18:18.025	
2 -	46.006	31.068	1:17.074 (2)	56.42	3.443	09:19:35.099	
3 -	48.396	31.528	1:19.924	54.40	6.293	09:20:55.023	
4 -	48.003	31.252	1:19.255 (3)	54.86	5.624	09:22:14.278	
5 -	43.904	29.727	1:13.631 (1)	59.05		09:23:27.909	

P30 96 600		Giovanni BELIOSSI		Honda -			
IDEAL LAP TIME : 1:14.224		BEST LAP TIME : 1:14.363		DIFFERENCE : 0.139			
LAP	SECTOR 1	SECTOR 2	LAP TIME	MPH	DIFF	TIME OF DAY	
1 -	OUTLAP	33.675	1:28.217	49.29	13.854	09:18:11.858	
2 -	49.462	32.158	1:21.620	53.27	7.257	09:19:33.478	
3 -	49.016	30.859	1:19.875	54.44	5.512	09:20:53.353	
4 -	49.496	31.570	1:21.066	53.64	6.703	09:22:14.419	
5 -	47.460	30.741	1:18.201	55.60	3.838	09:23:32.620	
6 -	47.169	29.992	1:17.161	56.35	2.798	09:24:49.781	
7 -	46.136	30.331	1:16.467 (3)	56.86	2.104	09:26:06.248	
8 -	44.926	29.588	1:14.514 (2)	58.35	0.151	09:27:20.762	
9 -	45.065	29.298	1:14.363 (1)	58.47		09:28:35.125	

P31 212 1000		Tim BENNETT		Yamaha - www.maxpowerracing.uk			
IDEAL LAP TIME : 1:16.939		BEST LAP TIME : 1:17.161		DIFFERENCE : 0.222			
LAP	SECTOR 1	SECTOR 2	LAP TIME	MPH	DIFF	TIME OF DAY	
1 -	50.537	37.432	1:27.969	49.43	10.808	09:17:42.001	
2 -	53.570	35.496	1:29.066	48.82	11.905	09:19:11.067	
3 -	51.080	34.176	1:25.256	51.00	8.095	09:20:36.323	
4 -	49.709	32.200	1:21.909	53.09	4.748	09:21:58.232	
5 -	48.353	31.354	1:19.707	54.55	2.546	09:23:17.939	
6 -	48.042	31.458	1:19.500	54.69	2.339	09:24:37.439	

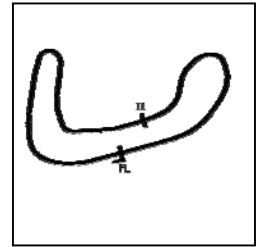
Weather / Track : Bright / Drying

Brands Hatch Indy
 Circuit Length = 1.2079 miles
 Start: 09:15 Flag 09:27 End: 09:29

BMCRC - MRO Championships 2019 - Rnd 1 @ Brands Hatch Indy

BMCRC Rookie 600s & BMCRC Rookie 1000s

QUALIFYING - SECTOR ANALYSIS



SECTOR 1 = FL to I1, SECTOR 2 = I1 to FL, DIFF = Difference To Personal Best Lap, P = Crossed Finish Line in Pit Lane, D = Time Disallowed

7 -	46.359	32.088	1:18.447 (2)	55.43	1.286	09:25:55.886
8 -	45.585	31.576	1:17.161 (1)	56.35		09:27:13.047
9 -	47.204	31.356	1:18.560 (3)	55.35	1.399	09:28:31.607

BMCRC - MRO Championships 2019 - Rnd 1 @ Brands Hatch Indy

BMCRC Rookie 600s & BMCRC Rookie 1000s

QUALIFYING - BEST SECTORS

SECTOR 1			SECTOR 2			IDEAL / BEST COMPARISON						
POS	NO	NAME	TIME	NO	NAME	TIME	POS	NO	NAME	IDEAL	BEST	DIFF
									PERFECT LAP	57.496		
1	21	PRINCE	34.562	21	PRINCE	22.934	1	21	PRINCE	57.496	57.496	0.000
2	71	JENKINS	34.985	130	BASSETT	22.972	2	109	CAYFORD	58.440	58.493	0.053
3	109	CAYFORD	35.169	109	CAYFORD	23.271	3	71	JENKINS	58.656	58.656	0.000
4	91	CHERRETT	35.312	91	CHERRETT	23.353	4	91	CHERRETT	58.665	59.383	0.718
5	119	SMITH	35.681	119	SMITH	23.634	5	130	BASSETT	58.676	59.731	1.055
6	130	BASSETT	35.704	71	JENKINS	23.671	6	119	SMITH	59.315	59.562	0.247
7	100	FEARN	36.007	211	GREGORY	23.673	7	100	FEARN	59.804	1:00.162	0.358
8	464	STONEMAN	36.034	464	STONEMAN	23.793	8	464	STONEMAN	59.827	59.895	0.068
9	707	OKEEFFE	36.505	100	FEARN	23.797	9	707	OKEEFFE	1:00.372	1:00.742	0.370
10	15	PERKINS	36.682	707	OKEEFFE	23.867	10	211	GREGORY	1:00.663	1:01.417	0.754
11	288	REYNOLDS	36.689	288	REYNOLDS	24.205	11	288	REYNOLDS	1:00.894	1:01.165	0.271
12	316	THOMSON	36.787	15	PERKINS	24.225	12	15	PERKINS	1:00.907	1:00.907	0.000
13	54	SMITH	36.937	128	CLARKE	24.299	13	624	FEDRICK	1:02.050	1:02.050	0.000
14	211	GREGORY	36.990	103	GOFFORD	24.533	14	54	SMITH	1:02.132	1:02.691	0.559
15	624	FEDRICK	37.080	16	VAUGHAN	24.948	15	103	GOFFORD	1:02.204	1:03.028	0.824
16	103	GOFFORD	37.671	624	FEDRICK	24.970	16	128	CLARKE	1:02.705	1:03.267	0.562
17	16	VAUGHAN	37.910	54	SMITH	25.195	17	16	VAUGHAN	1:02.858	1:02.929	0.071
18	14	BELL	38.215	124	BOTQUELEN	25.701	18	14	BELL	1:04.349	1:04.758	0.409
19	128	CLARKE	38.406	261	BENN	25.961	19	124	BOTQUELEN	1:05.201	1:05.201	0.000
20	124	BOTQUELEN	39.500	14	BELL	26.134	20	261	BENN	1:05.887	1:06.496	0.609
21	261	BENN	39.926	9	DIXON	26.371	21	9	DIXON	1:06.552	1:06.815	0.263
22	9	DIXON	40.181	255	HARRIS	27.012	22	170	MILLS	1:08.209	1:08.209	0.000
23	170	MILLS	40.897	170	MILLS	27.312	23	18	WILLSHER	1:09.359	1:09.608	0.249
24	18	WILLSHER	41.741	18	WILLSHER	27.618	24	255	HARRIS	1:09.791	1:09.791	0.000
25	255	HARRIS	42.779	196	PETERSON	29.090	25	196	PETERSON	1:12.301	1:12.301	0.000
26	196	PETERSON	43.211	420	FRITH	29.217	26	420	FRITH	1:13.284	1:13.318	0.034
27	131	HOAD	43.904	96	BELIOSSI	29.298	27	131	HOAD	1:13.631	1:13.631	0.000
28	420	FRITH	44.067	131	HOAD	29.727	28	96	BELIOSSI	1:14.224	1:14.363	0.139
29	96	BELIOSSI	44.926	212	BENNETT	31.354	29	212	BENNETT	1:16.939	1:17.161	0.222
30	212	BENNETT	45.585				30	49	NEAGLE		1:13.425	
31							31	8	BLOCH		57.368	
32												

BMCRC - MRO Championships 2019 - Rnd 1 @ Brands Hatch Indy

BMCRC Rookie 600s & BMCRC Rookie 1000s

RACE 2 - GRID (10 Laps)



CONTRACTORS LTD

ROW 14	41	903	Jeremy BONSOR	40	42	Kai EVANS
ROW 13	39	96	Giovanni BELIOSSI	38	131	Jacob HOAD
ROW 12	36	196	Emma PETERSON	35	255	Victoria HARRIS
ROW 11	33	261	Michael BENN	32	124	Sylvie BOTQUELEN
ROW 10	30	16	Tom VAUGHAN	29	54	Colin SMITH
ROW 9	27	288	Toby REYNOLDS	26	15	Billy PERKINS
ROW 8	24	119	Christopher SMITH	23	21	George PRINCE
ROW 7						
ROW 6						
ROW 5	15	106	Michael CLARKE	14	316	Chris THOMSON
ROW 4	12	49	Glen NEAGLE	11	18	Albert WILLISHER
ROW 3	9	128	Kevin CLARKE	8	103	Craig GOFFORD
ROW 2	6	707	Stephen OKEEFFE	5	100	James FEARN
ROW 1	3	91	Michael CHERRETT	2	71	Seb JENKINS
				1	109	Chris CAYFORD
						Pole

Brands Hatch Indy
Circuit Length = 1.2079 miles

These results are provisional until the conclusion of any judicial and technical matters.

Clerk Of Course :	Timekeeper :
-------------------	--------------

Results can be found at www.tsl-timing.com

Printed - 09:55 Saturday, 09 March 2019



BMCRC - MRO Championships 2019 - Rnd 1 @ Brands Hatch Indy

BMCRC Rookie 600s & BMCRC Rookie 1000s

RACE 2 - CLASSIFICATION



CONTRACTORS LTD

POS	NO	CL	PIC NAME	ENTRY	LAPS	TIME	GAP	DIFF	MPH	BEST	ON
1	109	1000	1 Chris CAYFORD	Yamaha -	10	8:54.172			81.40	51.961	7
2	130	1000	2 Joe BASSETT	BMW -	10	8:55.999	1.827	1.827	81.13	51.786	2
3	9	1000	3 Luke DIXON	BMW -	10	8:56.642	2.470	0.643	81.03	51.125	8
4	91	1000	4 Michael CHERRETT	Kawasaki - Bournemouth kawasaki racing	10	9:00.329	6.157	3.687	80.48	52.509	2
5	316	1000	5 Chris THOMSON	Suzuki - S Grove contractors	10	9:12.401	18.229	12.072	78.72	53.243	2
6	100	1000	6 James FEARN	Honda -	10	9:13.646	19.474	1.245	78.54	53.870	6
7	71	1000	7 Seb JENKINS	Yamaha -	10	9:15.881	21.709	2.235	78.22	53.862	7
8	8	600	1 Cedric BLOCH	Kawasaki - Brigit's Group	10	9:29.749	35.577	13.868	76.32	52.978	4
9	211	1000	8 Darren GREGORY	Kawasaki - Fox HVAC Ltd	10	9:31.147	36.975	1.398	76.13	55.402	3
10	128	1000	9 Kevin CLARKE	Suzuki -	10	9:31.346	37.174	0.199	76.11	55.049	6
11	18	1000	10 Albert WILLISHER	Suzuki - willsher machinery ltd	10	9:37.417	43.245	6.071	75.31	54.068	10
12	21	600	2 George PRINCE	Suzuki -	10	9:38.175	44.003	0.758	75.21	54.105	3
13	841 *	1000	11 Shane YOUNG	Yamaha -	10	9:48.047	53.875	9.872	73.94	54.977	10
14	288	600	3 Toby REYNOLDS	Honda - SKA Accountants Motorycycle tyres uk how	10	9:48.548	54.376	0.501	73.88	54.880	6
15	15	600	4 Billy PERKINS	Yamaha - Bexhill gearboxes	9	8:55.608	1 Lap	1 Lap	73.07	55.334	5
16	464	600	5 Luke STONEMAN	Kawasaki -	9	8:56.947	1 Lap	1.339	72.88	54.742	6
17	119	600	6 Christopher SMITH	Yamaha -	9	8:57.380	1 Lap	0.433	72.83	55.169	7
18	54	600	7 Colin SMITH	Yamaha -	9	8:58.113	1 Lap	0.733	72.73	55.315	6
19	261	600	8 Michael BENN	Yamaha - Michael Benn Plumbing and Heating	9	8:58.515	1 Lap	0.402	72.67	55.436	5
20	16	600	9 Tom VAUGHAN	Yamaha -	9	9:02.379	1 Lap	3.864	72.15	55.942	3
21	103	1000	12 Craig GOFFORD	Suzuki -	9	9:04.440	1 Lap	2.061	71.88	58.157	3
22	131	600	10 Jacob HOAD	Yamaha -	9	9:13.849	1 Lap	9.409	70.66	56.692	9
23	14	600	11 Carl BELL	Triumph - Transport Compliance UK, DevMonki	9	9:18.314	1 Lap	4.465	70.09	57.056	4
24	170	600	12 Paul MILLS	Yamaha - Lydden Hill Circuit	9	9:22.261	1 Lap	3.947	69.60	57.121	5
25	196	600	13 Emma PETERSON	Yamaha - Plus racing gear, Helmet city Chichester,	8	9:01.217	2 Laps	1 Lap	64.27	1:02.147	6
26	96	600	14 Giovanni BELIOSSI	Honda -	8	9:04.523	2 Laps	3.306	63.88	1:02.059	7
27	49	1000	13 Glen NEAGLE	Ducati -	8	9:13.334	2 Laps	8.811	62.87	1:07.075	2
28	255	600	15 Victoria HARRIS	Yamaha -	8	9:13.582	2 Laps	0.248	62.84	1:03.674	7
29	124	600	16 Sylvie BOTQUELEN	Suzuki -	8	9:25.385	2 Laps	11.803	61.53	1:05.202	4
30	420	600	17 Teresa FRITH	Kawasaki -	7	9:05.793	3 Laps	1 Lap	55.77	1:12.110	2

NOT CLASSIFIED

DNF	212	1000	Tim BENNETT	Yamaha - www.maxpowerracing.uk	7	8:52.116	3 Laps		57.20	1:12.510	5
DNF	624	600	Matthew FEDRICK	Yamaha - Matthew Fedrick farriers ltd	5	5:23.904	5 Laps	2 Laps	67.12	57.372	4
DNF	707	1000	Stephen OKEEFFE	Yamaha - None	3	2:54.454	7 Laps	2 Laps	74.78	55.812	3

FASTEST LAP

9	1000	Luke DIXON	BMW -	8	51.125	85.05 mph	136.88 kph
8	600	Cedric BLOCH	Kawasaki - Brigit's Group	4	52.978	82.08 mph	132.10 kph

No. 841 - 10 Second penalty, Yellow flag infringement

Class 1000 - 92.5% of Race Speed = 75.29 mph

Class 600 - 92.5% of Race Speed = 70.59 mph

Brands Hatch Indy

Circuit Length = 1.2079 miles

Start: 12:15 Flag 12:24 End: 12:25

Weather / Track : Cloudy / Dry

These results are provisional until the conclusion of any judicial and technical matters.

Clerk Of Course :	Timekeeper :
-------------------	--------------

Results can be found at www.tsl-timing.com

Printed - 12:26 Saturday, 09 March 2019



BMCR - MRO Championships 2019 - Rnd 1 @ Brands Hatch Indy

BMCR Rookie 600s & BMCR Rookie 1000s

RACE 2 - LAP CHART

LAP 1 @ 12:16:07.641

NO	BEHIND	LAP TIME
91		57.018
109	2.339	59.357
130	2.475	59.493
100	4.091	1:01.109
9	4.319	1:01.337
316	4.514	1:01.532
707	5.647	1:02.665
71	6.064	1:03.082
211	7.516	1:04.534
128	7.792	1:04.810
841	8.610	1:05.628
18	8.793	1:05.811
103	10.251	1:07.269
49	18.485	1:15.503
21	27.492	1:24.510
288	29.225	1:26.243
8	29.331	1:26.349
15	30.000	1:27.018
16	30.636	1:27.654
261	31.368	1:28.386
119	32.145	1:29.163
464	32.226	1:29.244
54	32.826	1:29.844
131	33.071	1:30.089
624	34.471	1:31.489
170	36.005	1:33.023
212	36.346	1:33.364
14	36.579	1:33.597
96	39.809	1:36.827
124	41.393	1:38.411
255	42.051	1:39.069
196	42.395	1:39.413
420	52.276	1:49.294

LAP 2 @ 12:17:00.150

NO	BEHIND	LAP TIME
91		52.509
130	1.752	51.786
109	3.249	53.419
316	5.248	53.243
100	6.847	55.265
9	7.044	55.234
707	9.115	55.977
71	9.179	55.624
128	11.066	55.783
211	12.869	57.862
841	14.774	58.673
18	15.628	59.344
103	16.792	59.050
21	31.053	56.070
8	31.111	54.289
288	32.847	56.131
49	33.051	1:07.075
15	33.446	55.955
16	34.287	56.160
261	34.625	55.766
119	36.996	57.360
54	37.388	57.071
464	37.552	57.835
131	38.875	58.313
624	39.588	57.626
170	42.952	59.456

LAP 3 @ 12:17:53.348

NO	BEHIND	LAP TIME
14	43.347	59.277
96	52.788	1:05.488
91		53.198
130	1.215	52.661
196	1 Lap	1:05.151
109	2.917	52.866
124	1 Lap	1:07.677
255	1 Lap	1:07.157
212	1 Lap	1:13.065
316	5.720	53.670
9	6.788	52.942
100	9.059	55.410
71	10.427	54.446
707	11.729	55.812
128	14.685	56.817
211	15.073	55.402
420	1 Lap	1:12.110
841	19.255	57.679
18	20.132	57.702
103	21.751	58.157
8	31.323	53.410
21	31.960	54.105
288	34.562	54.913
15	35.897	55.649
16	37.031	55.942
261	37.427	56.000
119	40.536	56.738
464	40.667	56.313
54	41.092	56.902
624	45.810	59.420
131	46.070	1:00.393
49	47.585	1:07.732
170	47.906	58.152
14	48.147	57.998

LAP 4 @ 12:18:47.124

NO	BEHIND	LAP TIME
130		52.561
91	0.436	54.212
109	1.495	52.354
9	7.427	54.415
316	7.638	55.694
96	1 Lap	1:03.738
196	1 Lap	1:02.431
100	11.584	56.301
71	12.548	55.897
255	1 Lap	1:05.171
124	1 Lap	1:06.596
128	17.445	56.536
211	17.850	56.553
212	1 Lap	1:12.602
18	22.958	56.602
841	23.347	57.868
103	27.149	59.174
8	30.525	52.978
21	32.596	54.412
288	36.395	55.609
15	37.996	55.875
420	1 Lap	1:13.220
16	39.260	56.005
261	39.620	55.969

LAP 5 @ 12:19:39.913

NO	BEHIND	LAP TIME
119	42.263	55.503
54	42.781	55.465
464	42.836	55.945
624	49.406	57.372
131	50.505	58.211
14	51.427	57.056
130		52.789
170	1 Lap	58.927
109	1.772	53.066
91	1.872	54.225
9	6.772	52.134
316	8.431	53.582
49	1 Lap	1:07.974
100	13.614	54.819
71	14.046	54.287
211	21.006	55.945
196	1 Lap	1:03.889
128	21.812	57.156
96	1 Lap	1:06.300
255	1 Lap	1:04.274
18	26.483	56.314
841	27.636	57.078
124	1 Lap	1:05.202
8	31.147	53.411
103	33.304	58.944
21	33.943	54.136
288	38.963	55.357
15	40.541	55.334
261	42.267	55.436
212	1 Lap	1:12.868
16	43.138	56.667
119	44.760	55.286
54	45.728	55.736
464	46.392	56.345

LAP 6 @ 12:20:33.620

NO	BEHIND	LAP TIME
130		53.707
109	0.680	52.615
624	1 Lap	57.997
131	1 Lap	57.588
91	2.294	54.129
14	1 Lap	58.348
170	1 Lap	57.121
420	2 Laps	1:12.263
9	4.796	51.731
316	8.353	53.629
100	13.777	53.870
71	15.079	54.740
211	22.703	55.404
49	1 Lap	1:07.802
128	23.154	55.049
18	30.042	57.266
196	1 Lap	1:02.309
841	30.825	56.896
8	31.244	53.804
96	1 Lap	1:03.099
21	34.598	54.362
255	1 Lap	1:03.895
103	38.681	59.084
288	40.136	54.880

LAP 7 @ 12:21:25.713

NO	BEHIND	LAP TIME
124	1 Lap	1:06.536
15	42.240	55.406
261	44.517	55.957
16	45.686	56.255
119	46.309	55.256
54	47.336	55.315
464	47.427	54.742
130		52.093
109	0.548	51.961
9	4.557	51.854
91	4.618	54.417
131	1 Lap	57.161
14	1 Lap	57.703
212	2 Laps	1:12.510
170	1 Lap	57.852
316	10.681	54.421
100	15.657	53.973
71	16.848	53.862
420	2 Laps	1:12.703
211	26.701	56.091
128	27.280	56.219
8	33.265	54.114
841	35.194	56.462
18	35.298	57.349
21	37.552	55.047
49	1 Lap	1:08.706
196	1 Lap	1:02.147
96	1 Lap	1:03.347
288	44.590	56.547
103	46.677	1:00.089
15	48.492	58.345
255	1 Lap	1:04.516
261	49.183	56.759
119	49.385	55.169
464	50.973	55.639
54	51.281	56.038
16	51.457	57.864

LAP 8 @ 12:22:18.701

NO	BEHIND	LAP TIME
109		52.440
130	0.571	53.559
9	2.694	51.125
124	2 Laps	1:08.140
91	5.314	53.684
131	1 Lap	57.696
14	1 Lap	57.173
316	14.097	56.404
170	1 Lap	58.407
100	17.065	54.396
71	18.983	55.123
211	30.888	57.175
212	2 Laps	1:14.871
128	31.301	57.009
8	33.568	53.291
841	39.077	56.871
18	39.378	57.068
21	39.724	55.160
420	2 Laps	1:13.940
288	49.179	57.577
196	1 Lap	1:02.713

LAP 9 @ 12:23:12.325

NO	BEHIND	LAP TIME
15	52.178	56.674
96	1 Lap	1:02.059
261	53.150	56.955
119	53.239	56.842
464	53.421	55.436
109		53.624
54	1 Lap	55.504
9	0.720	51.650
130	0.775	53.828
16	1 Lap	57.422
103	1 Lap	1:02.244
49	2 Laps	1:09.995
91	4.865	53.175
255	2 Laps	1:03.674
316	15.388	54.915
131	1 Lap	57.706
14	1 Lap	58.188
124	2 Laps	1:06.859
100	17.862	54.421
170	1 Lap	58.412
71	19.970	54.611
211	33.539	56.275
128	33.911	56.234
8	34.029	54.085
841	41.368	55.915
21	41.460	55.360
18	41.647	55.893
212	2 Laps	1:12.836
288	51.046	55.491

LAP 10 @ 12:24:04.795

NO	BEHIND	LAP TIME
109		52.470
15	1 Lap	55.352
130	1.827	53.522
9	2.470	54.220
464	1 Lap	55.448
119	1 Lap	56.063
54	1 Lap	56.238
261	1 Lap	57.287
91	6.157	53.762
196	2 Laps	1:03.164
16	1 Lap	58.410
103	1 Lap	1:00.429
96	2 Laps	1:03.665
420	3 Laps	1:12.263
316	18.229	55.311
49	2 Laps	1:08.547
255	2 Laps	1:05.826
100	19.474	54.082
131	1 Lap	56.692
71	21.709	54.209
14	1 Lap	58.974
170	1 Lap	1:00.911
124	2 Laps	1:05.964
8	35.577	54.018
211	36.975	55.906
128	37.174	55.733
18	43.245	54.068
841	43.875	54.977
21	44.003	55.013

Weather / Track : Cloudy / Dry

Brands Hatch Indy
 Circuit Length = 1.2079 miles
 Start: 12:15 Flag 12:24 End: 12:25

BMCRC - MRO Championships 2019 - Rnd 1 @ Brands Hatch Indy

BMCRC Rookie 600s & BMCRC Rookie 1000s

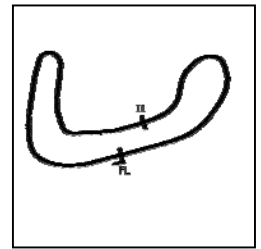
RACE 2 - LAP CHART

288 54.376 55.800

BMCRC - MRO Championships 2019 - Rnd 1 @ Brands Hatch Indy

BMCRC Rookie 600s & BMCRC Rookie 1000s

RACE 2 - SECTOR ANALYSIS



SECTOR 1 = FL to I1, SECTOR 2 = I1 to FL, DIFF = Difference To Personal Best Lap, P = Crossed Finish Line in Pit Lane, D = Time Disallowed

P1 109 1000 Chris CAYFORD		Yamaha -				
IDEAL LAP TIME : 51.961		BEST LAP TIME : 51.961		DIFFERENCE : 0.000		
LAP	SECTOR 1	SECTOR 2	LAP TIME	MPH	DIFF	TIME OF DAY
1 -		21.457	59.357	73.26	7.396	12:16:09.980
2 -	32.416	21.003	53.419	81.40	1.458	12:17:03.399
3 -	31.603	21.263	52.866	82.25	0.905	12:17:56.265
4 -	31.675	20.679	52.354 (2)	83.06	0.393	12:18:48.619
5 -	32.006	21.060	53.066	81.94	1.105	12:19:41.685
6 -	31.400	21.215	52.615	82.64	0.654	12:20:34.300
7 -	31.342	20.619	51.961 (1)	83.68		12:21:26.261
8 -	31.582	20.858	52.440 (3)	82.92	0.479	12:22:18.701
9 -	32.042	21.582	53.624	81.09	1.663	12:23:12.325
10 -	31.730	20.740	52.470	82.87	0.509	12:24:04.795

P2 130 1000 Joe BASSETT		BMW -				
IDEAL LAP TIME : 51.648		BEST LAP TIME : 51.786		DIFFERENCE : 0.138		
LAP	SECTOR 1	SECTOR 2	LAP TIME	MPH	DIFF	TIME OF DAY
1 -		21.165	59.493	73.09	7.707	12:16:10.116
2 -	31.635	20.151	51.786 (1)	83.97		12:17:01.902
3 -	31.634	21.027	52.661	82.57	0.875	12:17:54.563
4 -	31.816	20.745	52.561 (3)	82.73	0.775	12:18:47.124
5 -	31.498	21.291	52.789	82.37	1.003	12:19:39.913
6 -	32.339	21.368	53.707	80.96	1.921	12:20:33.620
7 -	31.497	20.596	52.093 (2)	83.47	0.307	12:21:25.713
8 -	32.502	21.057	53.559	81.19	1.773	12:22:19.272
9 -	32.125	21.703	53.828	80.78	2.042	12:23:13.100
10 -	32.677	20.845	53.522	81.24	1.736	12:24:06.622

P3 9 1000 Luke DIXON		BMW -				
IDEAL LAP TIME : 51.125		BEST LAP TIME : 51.125		DIFFERENCE : 0.000		
LAP	SECTOR 1	SECTOR 2	LAP TIME	MPH	DIFF	TIME OF DAY
1 -		21.898	1:01.337	70.89	10.212	12:16:11.960
2 -	33.757	21.477	55.234	78.73	4.109	12:17:07.194
3 -	32.442	20.500	52.942	82.13	1.817	12:18:00.136
4 -	32.854	21.561	54.415	79.91	3.290	12:18:54.551
5 -	31.416	20.718	52.134	83.41	1.009	12:19:46.685
6 -	31.192	20.539	51.731 (3)	84.06	0.606	12:20:38.416
7 -	31.328	20.526	51.854	83.86	0.729	12:21:30.270
8 -	30.904	20.221	51.125 (1)	85.05		12:22:21.395
9 -	31.213	20.437	51.650 (2)	84.19	0.525	12:23:13.045
10 -	33.078	21.142	54.220	80.20	3.095	12:24:07.265

P4 91 1000 Michael CHERRETT		Kawasaki - Bournemouth kawasaki racing				
IDEAL LAP TIME : 52.398		BEST LAP TIME : 52.509		DIFFERENCE : 0.111		
LAP	SECTOR 1	SECTOR 2	LAP TIME	MPH	DIFF	TIME OF DAY
1 -		20.857	57.018	76.26	4.509	12:16:07.641
2 -	31.892	20.617	52.509 (1)	82.81		12:17:00.150
3 -	31.781	21.417	53.198 (3)	81.74	0.689	12:17:53.348
4 -	32.796	21.416	54.212	80.21	1.703	12:18:47.560
5 -	32.923	21.302	54.225	80.19	1.716	12:19:41.785
6 -	32.573	21.556	54.129	80.33	1.620	12:20:35.914
7 -	32.639	21.778	54.417	79.91	1.908	12:21:30.331
8 -	32.679	21.005	53.684	81.00	1.175	12:22:24.015
9 -	31.785	21.390	53.175 (2)	81.77	0.666	12:23:17.190
10 -	32.392	21.370	53.762	80.88	1.253	12:24:10.952

P5 316 1000 Chris THOMSON		Suzuki - S Grove contractors				
IDEAL LAP TIME : 53.016		BEST LAP TIME : 53.243		DIFFERENCE : 0.227		
LAP	SECTOR 1	SECTOR 2	LAP TIME	MPH	DIFF	TIME OF DAY

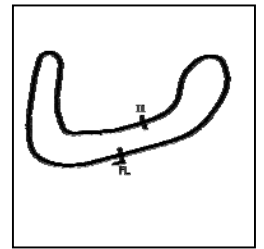
Weather / Track : Cloudy / Dry

Brands Hatch Indy
Circuit Length = 1.2079 miles
Start: 12:15 Flag 12:24 End: 12:25

BMCRC - MRO Championships 2019 - Rnd 1 @ Brands Hatch Indy

BMCRC Rookie 600s & BMCRC Rookie 1000s

RACE 2 - SECTOR ANALYSIS



SECTOR 1 = FL to I1, SECTOR 2 = I1 to FL, DIFF = Difference To Personal Best Lap, P = Crossed Finish Line in Pit Lane, D = Time Disallowed

Lap	Time	Diff	MPH	Time of Day			
1 -	22.073		70.67	12:16:12.155			
2 -	32.284	20.959	53.243 (1)	81.67	12:17:05.398		
3 -	32.691	20.979	53.670	81.02	0.427	12:17:59.068	
4 -	33.326	22.368	55.694	78.08	2.451	12:18:54.762	
5 -	32.084	21.498	53.582	(2)	81.15	0.339	12:19:48.344
6 -	32.697	20.932	53.629	(3)	81.08	0.386	12:20:41.973
7 -	33.155	21.266	54.421	79.90	1.178	12:21:36.394	
8 -	34.087	22.317	56.404	77.09	3.161	12:22:32.798	
9 -	32.813	22.102	54.915	79.18	1.672	12:23:27.713	
10 -	33.403	21.908	55.311	78.62	2.068	12:24:23.024	

P6 100 1000 James FEARN			Honda -			
IDEAL LAP TIME : 53.277		BEST LAP TIME : 53.870		DIFFERENCE : 0.593		
LAP	SECTOR 1	SECTOR 2	LAP TIME	MPH	DIFF	TIME OF DAY

1 -		21.845	1:01.109	71.16	7.239	12:16:11.732
2 -	33.559	21.706	55.265	78.68	1.395	12:17:06.997
3 -	33.916	21.494	55.410	78.48	1.540	12:18:02.407
4 -	34.569	21.732	56.301	77.23	2.431	12:18:58.708
5 -	33.268	21.551	54.819	79.32	0.949	12:19:53.527
6 -	32.912	20.958	53.870 (1)	80.72		12:20:47.397
7 -	32.810	21.163	53.973	(2)	0.103	12:21:41.370
8 -	33.121	21.275	54.396	79.94	0.526	12:22:35.766
9 -	33.250	21.171	54.421	79.90	0.551	12:23:30.187
10 -	32.319	21.763	54.082	(3)	0.212	12:24:24.269

P7 71 1000 Seb JENKINS			Yamaha -			
IDEAL LAP TIME : 53.724		BEST LAP TIME : 53.862		DIFFERENCE : 0.138		
LAP	SECTOR 1	SECTOR 2	LAP TIME	MPH	DIFF	TIME OF DAY

1 -		22.617	1:03.082	68.93	9.220	12:16:13.705	
2 -	33.648	21.976	55.624	78.17	1.762	12:17:09.329	
3 -	33.027	21.419	54.446	79.87	0.584	12:18:03.775	
4 -	33.497	22.400	55.897	77.79	2.035	12:18:59.672	
5 -	32.715	21.572	54.287	(3)	80.10	0.425	12:19:53.959
6 -	32.983	21.757	54.740	79.44	0.878	12:20:48.699	
7 -	32.305	21.557	53.862 (1)	80.73		12:21:42.561	
8 -	33.400	21.723	55.123	78.88	1.261	12:22:37.684	
9 -	32.539	22.072	54.611	79.62	0.749	12:23:32.295	
10 -	32.768	21.441	54.209	(2)	80.21	0.347	12:24:26.504

P8 8 600 Cedric BLOCH			Kawasaki - Brigit's Group			
IDEAL LAP TIME : 52.892		BEST LAP TIME : 52.978		DIFFERENCE : 0.086		
LAP	SECTOR 1	SECTOR 2	LAP TIME	MPH	DIFF	TIME OF DAY

1 -		22.379	1:26.349	50.36	33.371	12:16:36.972	
2 -	32.612	21.677	54.289	80.10	1.311	12:17:31.261	
3 -	32.224	21.186	53.410	(3)	81.41	0.432	12:18:24.671
4 -	31.776	21.202	52.978 (1)	82.08		12:19:17.649	
5 -	32.290	21.121	53.411	81.41	0.433	12:20:11.060	
6 -	32.390	21.414	53.804	80.82	0.826	12:21:04.864	
7 -	32.775	21.339	54.114	80.36	1.136	12:21:58.978	
8 -	32.175	21.116	53.291	(2)	81.60	0.313	12:22:52.269
9 -	32.798	21.287	54.085	80.40	1.107	12:23:46.354	
10 -	32.327	21.691	54.018	80.50	1.040	12:24:40.372	

P9 211 1000 Darren GREGORY			Kawasaki - Fox HVAC Ltd			
IDEAL LAP TIME : 54.995		BEST LAP TIME : 55.402		DIFFERENCE : 0.407		
LAP	SECTOR 1	SECTOR 2	LAP TIME	MPH	DIFF	TIME OF DAY

1 -		24.197	1:04.534	67.38	9.132	12:16:15.157
2 -	35.879	21.983	57.862	75.15	2.460	12:17:13.019
3 -	33.531	21.871	55.402 (1)	78.49		12:18:08.421
4 -	34.029	22.524	56.553	76.89	1.151	12:19:04.974

Weather / Track : Cloudy / Dry

Brands Hatch Indy
Circuit Length = 1.2079 miles
Start: 12:15 Flag 12:24 End: 12:25

BMCRC - MRO Championships 2019 - Rnd 1 @ Brands Hatch Indy

BMCRC Rookie 600s & BMCRC Rookie 1000s

RACE 2 - SECTOR ANALYSIS



SECTOR 1 = FL to I1, SECTOR 2 = I1 to FL, DIFF = Difference To Personal Best Lap, P = Crossed Finish Line in Pit Lane, D = Time Disallowed

5 -	34.189	21.756	55.945	77.72	0.543	12:20:00.919
6 -	33.655	21.749	55.404 (2)	78.48	0.002	12:20:56.323
7 -	34.627	21.464	56.091	77.52	0.689	12:21:52.414
8 -	35.402	21.773	57.175	76.05	1.773	12:22:49.589
9 -	34.372	21.903	56.275	77.27	0.873	12:23:45.864
10 -	34.015	21.891	55.906 (3)	77.78	0.504	12:24:41.770

P10 128 1000 Kevin CLARKE	Suzuki -	
IDEAL LAP TIME : 55.049	BEST LAP TIME : 55.049	DIFFERENCE : 0.000

LAP	SECTOR 1	SECTOR 2	LAP TIME	MPH	DIFF	TIME OF DAY
1 -		22.896	1:04.810	67.09	9.761	12:16:15.433
2 -	33.798	21.985	55.783 (3)	77.95	0.734	12:17:11.216
3 -	33.897	22.920	56.817	76.53	1.768	12:18:08.033
4 -	33.807	22.729	56.536	76.91	1.487	12:19:04.569
5 -	34.952	22.204	57.156	76.08	2.107	12:20:01.725
6 -	33.415	21.634	55.049 (1)	78.99		12:20:56.774
7 -	34.394	21.825	56.219	77.35	1.170	12:21:52.993
8 -	35.244	21.765	57.009	76.27	1.960	12:22:50.002
9 -	34.266	21.968	56.234	77.33	1.185	12:23:46.236
10 -	33.916	21.817	55.733 (2)	78.02	0.684	12:24:41.969

P11 18 1000 Albert WILLISHER	Suzuki - willsher machinery ltd	
IDEAL LAP TIME : 54.068	BEST LAP TIME : 54.068	DIFFERENCE : 0.000

LAP	SECTOR 1	SECTOR 2	LAP TIME	MPH	DIFF	TIME OF DAY
1 -		23.183	1:05.811	66.07	11.743	12:16:16.434
2 -	36.316	23.028	59.344	73.27	5.276	12:17:15.778
3 -	35.061	22.641	57.702	75.36	3.634	12:18:13.480
4 -	34.182	22.420	56.602	76.82	2.534	12:19:10.082
5 -	34.031	22.283	56.314 (3)	77.22	2.246	12:20:06.396
6 -	34.550	22.716	57.266	75.93	3.198	12:21:03.662
7 -	34.945	22.404	57.349	75.82	3.281	12:22:01.011
8 -	34.637	22.431	57.068	76.20	3.000	12:22:58.079
9 -	33.642	22.251	55.893 (2)	77.80	1.825	12:23:53.972
10 -	32.766	21.302	54.068 (1)	80.42		12:24:48.040

P12 21 600 George PRINCE	Suzuki -	
IDEAL LAP TIME : 53.651	BEST LAP TIME : 54.105	DIFFERENCE : 0.454

LAP	SECTOR 1	SECTOR 2	LAP TIME	MPH	DIFF	TIME OF DAY
1 -		21.909	1:24.510	51.45	30.405	12:16:35.133
2 -	33.434	22.636	56.070	77.55	1.965	12:17:31.203
3 -	32.868	21.237	54.105 (1)	80.37		12:18:25.308
4 -	32.634	21.778	54.412	79.91	0.307	12:19:19.720
5 -	32.886	21.250	54.136 (2)	80.32	0.031	12:20:13.856
6 -	32.930	21.432	54.362 (3)	79.99	0.257	12:21:08.218
7 -	33.174	21.873	55.047	78.99	0.942	12:22:03.265
8 -	32.414	22.746	55.160	78.83	1.055	12:22:58.425
9 -	33.902	21.458	55.360	78.55	1.255	12:23:53.785
10 -	33.594	21.419	55.013	79.04	0.908	12:24:48.798

P13 841 1000 Shane YOUNG	Yamaha -	
IDEAL LAP TIME : 54.977	BEST LAP TIME : 54.977	DIFFERENCE : 0.000

LAP	SECTOR 1	SECTOR 2	LAP TIME	MPH	DIFF	TIME OF DAY
1 -		23.573	1:05.628	66.26	10.651	12:16:16.251
2 -	36.054	22.619	58.673	74.11	3.696	12:17:14.924
3 -	35.038	22.641	57.679	75.39	2.702	12:18:12.603
4 -	35.523	22.345	57.868	75.14	2.891	12:19:10.471
5 -	34.730	22.348	57.078	76.18	2.101	12:20:07.549
6 -	34.106	22.790	56.896	76.43	1.919	12:21:04.445
7 -	34.414	22.048	56.462 (3)	77.01	1.485	12:22:00.907
8 -	34.451	22.420	56.871	76.46	1.894	12:22:57.778

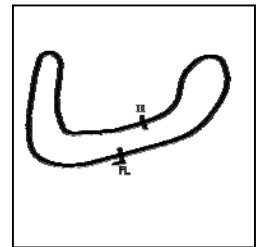
Weather / Track : Cloudy / Dry

Brands Hatch Indy
Circuit Length = 1.2079 miles
Start: 12:15 Flag 12:24 End: 12:25

BMCRC - MRO Championships 2019 - Rnd 1 @ Brands Hatch Indy

BMCRC Rookie 600s & BMCRC Rookie 1000s

RACE 2 - SECTOR ANALYSIS



SECTOR 1 = FL to I1, SECTOR 2 = I1 to FL, DIFF = Difference To Personal Best Lap, P = Crossed Finish Line in Pit Lane, D = Time Disallowed

9 -	33.895	22.020	55.915 (2)	77.77	0.938	12:23:53.693
10 -	33.570	21.407	54.977 (1)	79.09		12:24:48.670

P14 288 600	Toby REYNOLDS	Honda - SKA Accountants Motorcycle tyres uk howesyourheati	
IDEAL LAP TIME : 54.751	BEST LAP TIME : 54.880	DIFFERENCE : 0.129	

LAP	SECTOR 1	SECTOR 2	LAP TIME	MPH	DIFF	TIME OF DAY
1 -		22.320	1:26.243	50.42	31.363	12:16:36.866
2 -	34.425	21.706	56.131	77.47	1.251	12:17:32.997
3 -	33.307	21.606	54.913 (2)	79.19	0.033	12:18:27.910
4 -	33.404	22.205	55.609	78.19	0.729	12:19:23.519
5 -	33.228	22.129	55.357 (3)	78.55	0.477	12:20:18.876
6 -	33.145	21.735	54.880 (1)	79.23		12:21:13.756
7 -	34.453	22.094	56.547	76.90	1.667	12:22:10.303
8 -	34.628	22.949	57.577	75.52	2.697	12:23:07.880
9 -	33.694	21.797	55.491	78.36	0.611	12:24:03.371
10 -	33.843	21.957	55.800	77.93	0.920	12:24:59.171

P15 15 600	Billy PERKINS	Yamaha - Bexhill gearboxes	
IDEAL LAP TIME : 55.259	BEST LAP TIME : 55.334	DIFFERENCE : 0.075	

LAP	SECTOR 1	SECTOR 2	LAP TIME	MPH	DIFF	TIME OF DAY
1 -		22.786	1:27.018	49.97	31.684	12:16:37.641
2 -	34.068	21.887	55.955	77.71	0.621	12:17:33.596
3 -	33.823	21.826	55.649	78.14	0.315	12:18:29.245
4 -	33.794	22.081	55.875	77.82	0.541	12:19:25.120
5 -	33.482	21.852	55.334 (1)	78.58		12:20:20.454
6 -	33.602	21.804	55.406 (3)	78.48	0.072	12:21:15.860
7 -	36.365	21.980	58.345	74.53	3.011	12:22:14.205
8 -	33.872	22.802	56.674	76.73	1.340	12:23:10.879
9 -	33.455	21.897	55.352 (2)	78.56	0.018	12:24:06.231

P16 464 600	Luke STONEMAN	Kawasaki -	
IDEAL LAP TIME : 54.731	BEST LAP TIME : 54.742	DIFFERENCE : 0.011	

LAP	SECTOR 1	SECTOR 2	LAP TIME	MPH	DIFF	TIME OF DAY
1 -		23.370	1:29.244	48.72	34.502	12:16:39.867
2 -	35.091	22.744	57.835	75.18	3.093	12:17:37.702
3 -	33.978	22.335	56.313	77.22	1.571	12:18:34.015
4 -	33.721	22.224	55.945	77.72	1.203	12:19:29.960
5 -	34.074	22.271	56.345	77.17	1.603	12:20:26.305
6 -	33.335	21.407	54.742 (1)	79.43		12:21:21.047
7 -	33.730	21.909	55.639	78.15	0.897	12:22:16.686
8 -	33.324	22.112	55.436 (2)	78.44	0.694	12:23:12.122
9 -	33.446	22.002	55.448 (3)	78.42	0.706	12:24:07.570

P17 119 600	Christopher SMITH	Yamaha -	
IDEAL LAP TIME : 54.985	BEST LAP TIME : 55.169	DIFFERENCE : 0.184	

LAP	SECTOR 1	SECTOR 2	LAP TIME	MPH	DIFF	TIME OF DAY
1 -		23.941	1:29.163	48.77	33.994	12:16:39.786
2 -	34.923	22.437	57.360	75.81	2.191	12:17:37.146
3 -	35.003	21.735	56.738	76.64	1.569	12:18:33.884
4 -	33.542	21.961	55.503	78.34	0.334	12:19:29.387
5 -	33.690	21.596	55.286 (3)	78.65	0.117	12:20:24.673
6 -	33.813	21.443	55.256 (2)	78.69	0.087	12:21:19.929
7 -	33.646	21.523	55.169 (1)	78.82		12:22:15.098
8 -	33.786	23.056	56.842	76.50	1.673	12:23:11.940
9 -	33.771	22.292	56.063	77.56	0.894	12:24:08.003

P18 54 600	Colin SMITH	Yamaha -	
IDEAL LAP TIME : 55.191	BEST LAP TIME : 55.315	DIFFERENCE : 0.124	

LAP	SECTOR 1	SECTOR 2	LAP TIME	MPH	DIFF	TIME OF DAY
-----	----------	----------	----------	-----	------	-------------

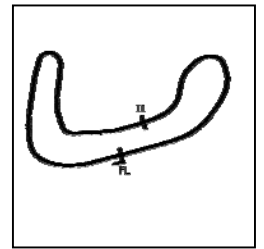
Weather / Track : Cloudy / Dry

Brands Hatch Indy
Circuit Length = 1.2079 miles
Start: 12:15 Flag 12:24 End: 12:25

BMCRC - MRO Championships 2019 - Rnd 1 @ Brands Hatch Indy

BMCRC Rookie 600s & BMCRC Rookie 1000s

RACE 2 - SECTOR ANALYSIS



SECTOR 1 = FL to I1, SECTOR 2 = I1 to FL, DIFF = Difference To Personal Best Lap, P = Crossed Finish Line in Pit Lane, D = Time Disallowed

Lap	Time	Diff	MPH	Time of Day
1 -	23.291		1:29.844	48.40 34.529 12:16:40.467
2 -	34.527	22.544	57.071	76.19 1.756 12:17:37.538
3 -	34.832	22.070	56.902	76.42 1.587 12:18:34.440
4 -	33.641	21.824	55.465 (2)	78.40 0.150 12:19:29.905
5 -	34.186	21.550	55.736	78.02 0.421 12:20:25.641
6 -	33.665	21.650	55.315 (1)	78.61 12:21:20.956
7 -	34.469	21.569	56.038	77.60 0.723 12:22:16.994
8 -	33.679	21.825	55.504 (3)	78.34 0.189 12:23:12.498
9 -	34.499	21.739	56.238	77.32 0.923 12:24:08.736

P19 261 600 Michael BENN			Yamaha - Michael Benn Plumbing and Heating			
IDEAL LAP TIME : 55.396		BEST LAP TIME : 55.436		DIFFERENCE : 0.040		
LAP	SECTOR 1	SECTOR 2	LAP TIME	MPH	DIFF	TIME OF DAY
1 -		22.752	1:28.386	49.19	32.950	12:16:39.009
2 -	33.967	21.799	55.766 (2)	77.97	0.330	12:17:34.775
3 -	34.251	21.749	56.000	77.65	0.564	12:18:30.775
4 -	33.738	22.231	55.969	77.69	0.533	12:19:26.744
5 -	33.778	21.658	55.436 (1)	78.44		12:20:22.180
6 -	33.860	22.097	55.957 (3)	77.71	0.521	12:21:18.137
7 -	34.848	21.911	56.759	76.61	1.323	12:22:14.896
8 -	34.314	22.641	56.955	76.35	1.519	12:23:11.851
9 -	35.062	22.225	57.287	75.90	1.851	12:24:09.138

P20 16 600 Tom VAUGHAN			Yamaha -			
IDEAL LAP TIME : 55.410		BEST LAP TIME : 55.942		DIFFERENCE : 0.532		
LAP	SECTOR 1	SECTOR 2	LAP TIME	MPH	DIFF	TIME OF DAY
1 -		22.943	1:27.654	49.61	31.712	12:16:38.277
2 -	33.880	22.280	56.160 (3)	77.43	0.218	12:17:34.437
3 -	34.112	21.830	55.942 (1)	77.73		12:18:30.379
4 -	33.580	22.425	56.005 (2)	77.64	0.063	12:19:26.384
5 -	34.739	21.928	56.667	76.73	0.725	12:20:23.051
6 -	33.984	22.271	56.255	77.30	0.313	12:21:19.306
7 -	35.297	22.567	57.864	75.15	1.922	12:22:17.170
8 -	34.516	22.906	57.422	75.73	1.480	12:23:14.592
9 -	35.237	23.173	58.410	74.44	2.468	12:24:13.002

P21 103 1000 Craig GOFFORD			Suzuki -			
IDEAL LAP TIME : 58.057		BEST LAP TIME : 58.157		DIFFERENCE : 0.100		
LAP	SECTOR 1	SECTOR 2	LAP TIME	MPH	DIFF	TIME OF DAY
1 -		23.659	1:07.269	64.64	9.112	12:16:17.892
2 -	36.381	22.669	59.050 (3)	73.64	0.893	12:17:16.942
3 -	35.499	22.658	58.157 (1)	74.77		12:18:15.099
4 -	35.911	23.263	59.174	73.48	1.017	12:19:14.273
5 -	36.386	22.558	58.944 (2)	73.77	0.787	12:20:13.217
6 -	35.922	23.162	59.084	73.60	0.927	12:21:12.301
7 -	37.249	22.840	1:00.089	72.36	1.932	12:22:12.390
8 -	36.785	25.459	1:02.244	69.86	4.087	12:23:14.634
9 -	36.712	23.717	1:00.429	71.96	2.272	12:24:15.063

P22 131 600 Jacob HOAD			Yamaha -			
IDEAL LAP TIME : 56.508		BEST LAP TIME : 56.692		DIFFERENCE : 0.184		
LAP	SECTOR 1	SECTOR 2	LAP TIME	MPH	DIFF	TIME OF DAY
1 -		23.755	1:30.089	48.26	33.397	12:16:40.712
2 -	35.531	22.782	58.313	74.57	1.621	12:17:39.025
3 -	36.235	24.158	1:00.393	72.00	3.701	12:18:39.418
4 -	35.316	22.895	58.211	74.70	1.519	12:19:37.629
5 -	34.645	22.943	57.588 (3)	75.51	0.896	12:20:35.217
6 -	34.848	22.313	57.161 (2)	76.07	0.469	12:21:32.378
7 -	35.174	22.522	57.696	75.37	1.004	12:22:30.074
8 -	34.770	22.936	57.706	75.35	1.014	12:23:27.780

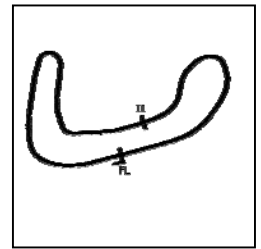
Weather / Track : Cloudy / Dry

Brands Hatch Indy
Circuit Length = 1.2079 miles
Start: 12:15 Flag 12:24 End: 12:25

BMCRC - MRO Championships 2019 - Rnd 1 @ Brands Hatch Indy

BMCRC Rookie 600s & BMCRC Rookie 1000s

RACE 2 - SECTOR ANALYSIS



SECTOR 1 = FL to I1, SECTOR 2 = I1 to FL, DIFF = Difference To Personal Best Lap, P = Crossed Finish Line in Pit Lane, D = Time Disallowed

9 - **34.195** 22.497 **56.692 (1)** **76.70** **12:24:24.472**

P23 14 600 Carl BELL			Triumph - Transport Compliance UK, DevMonki			
IDEAL LAP TIME : 56.926		BEST LAP TIME : 57.056		DIFFERENCE : 0.130		
LAP	SECTOR 1	SECTOR 2	LAP TIME	MPH	DIFF	TIME OF DAY
1 -		23.562	1:33.597	46.46	36.541	12:16:44.220
2 -	35.681	23.596	59.277	73.36	2.221	12:17:43.497
3 -	35.000	22.998	57.998	74.97	0.942	12:18:41.495
4 -	34.467	22.589	57.056 (1)	76.21		12:19:38.551
5 -	34.770	23.578	58.348	74.52	1.292	12:20:36.899
6 -	34.701	23.002	57.703 (3)	75.36	0.647	12:21:34.602
7 -	34.714	22.459	57.173 (2)	76.06	0.117	12:22:31.775
8 -	34.695	23.493	58.188	74.73	1.132	12:23:29.963
9 -	35.410	23.564	58.974	73.73	1.918	12:24:28.937

P24 170 600 Paul MILLS			Yamaha - Lydden Hill Circuit			
IDEAL LAP TIME : 57.121		BEST LAP TIME : 57.121		DIFFERENCE : 0.000		
LAP	SECTOR 1	SECTOR 2	LAP TIME	MPH	DIFF	TIME OF DAY
1 -		23.879	1:33.023	46.74	35.902	12:16:43.646
2 -	36.012	23.444	59.456	73.13	2.335	12:17:43.102
3 -	35.275	22.877	58.152 (3)	74.77	1.031	12:18:41.254
4 -	35.710	23.217	58.927	73.79	1.806	12:19:40.181
5 -	34.428	22.693	57.121 (1)	76.12		12:20:37.302
6 -	34.944	22.908	57.852 (2)	75.16	0.731	12:21:35.154
7 -	35.106	23.301	58.407	74.45	1.286	12:22:33.561
8 -	35.552	22.860	58.412	74.44	1.291	12:23:31.973
9 -	38.116	22.795	1:00.911	71.39	3.790	12:24:32.884

P25 196 600 Emma PETERSON			Yamaha - Plus racing gear, Helmet city Chichester, WG Tyres B			
IDEAL LAP TIME : 1:01.958		BEST LAP TIME : 1:02.147		DIFFERENCE : 0.189		
LAP	SECTOR 1	SECTOR 2	LAP TIME	MPH	DIFF	TIME OF DAY
1 -		25.639	1:39.413	43.74	37.266	12:16:50.036
2 -	39.694	25.457	1:05.151	66.74	3.004	12:17:55.187
3 -	37.824	24.607	1:02.431 (3)	69.65	0.284	12:18:57.618
4 -	38.897	24.992	1:03.889	68.06	1.742	12:20:01.507
5 -	37.992	24.317	1:02.309 (2)	69.79	0.162	12:21:03.816
6 -	37.652	24.495	1:02.147 (1)	69.97		12:22:05.963
7 -	38.290	24.423	1:02.713	69.34	0.566	12:23:08.676
8 -	38.858	24.306	1:03.164	68.84	1.017	12:24:11.840

P26 96 600 Giovanni BELIOSSI			Honda -			
IDEAL LAP TIME : 1:02.059		BEST LAP TIME : 1:02.059		DIFFERENCE : 0.000		
LAP	SECTOR 1	SECTOR 2	LAP TIME	MPH	DIFF	TIME OF DAY
1 -		25.216	1:36.827	44.91	34.768	12:16:47.450
2 -	40.068	25.420	1:05.488	66.40	3.429	12:17:52.938
3 -	39.208	24.530	1:03.738	68.22	1.679	12:18:56.676
4 -	40.128	26.172	1:06.300	65.58	4.241	12:20:02.976
5 -	38.372	24.727	1:03.099 (2)	68.91	1.040	12:21:06.075
6 -	38.993	24.354	1:03.347 (3)	68.64	1.288	12:22:09.422
7 -	38.061	23.998	1:02.059 (1)	70.07		12:23:11.481
8 -	38.936	24.729	1:03.665	68.30	1.606	12:24:15.146

P27 49 1000 Glen NEAGLE			Ducati -			
IDEAL LAP TIME : 1:07.075		BEST LAP TIME : 1:07.075		DIFFERENCE : 0.000		
LAP	SECTOR 1	SECTOR 2	LAP TIME	MPH	DIFF	TIME OF DAY
1 -		27.553	1:15.503	57.59	8.428	12:16:26.126
2 -	40.496	26.579	1:07.075 (1)	64.83		12:17:33.201
3 -	40.990	26.742	1:07.732 (2)	64.20	0.657	12:18:40.933
4 -	41.226	26.748	1:07.974	63.97	0.899	12:19:48.907

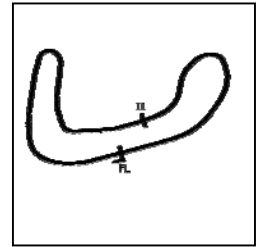
Weather / Track : Cloudy / Dry

Brands Hatch Indy
Circuit Length = 1.2079 miles
Start: 12:15 Flag 12:24 End: 12:25

BMCRC - MRO Championships 2019 - Rnd 1 @ Brands Hatch Indy

BMCRC Rookie 600s & BMCRC Rookie 1000s

RACE 2 - SECTOR ANALYSIS



SECTOR 1 = FL to I1, SECTOR 2 = I1 to FL, DIFF = Difference To Personal Best Lap, P = Crossed Finish Line in Pit Lane, D = Time Disallowed

5 -	40.889	26.913	1:07.802 (3)	64.13	0.727	12:20:56.709
6 -	41.796	26.910	1:08.706	63.29	1.631	12:22:05.415
7 -	42.328	27.667	1:09.995	62.12	2.920	12:23:15.410
8 -	41.591	26.956	1:08.547	63.43	1.472	12:24:23.957

P28 255 600 Victoria HARRIS			Yamaha -			
IDEAL LAP TIME : 1:03.338		BEST LAP TIME : 1:03.674		DIFFERENCE : 0.336		
LAP	SECTOR 1	SECTOR 2	LAP TIME	MPH	DIFF	TIME OF DAY
1 -		25.897	1:39.069	43.89	35.395	12:16:49.692
2 -	40.733	26.424	1:07.157	64.75	3.483	12:17:56.849
3 -	40.157	25.014	1:05.171	66.72	1.497	12:19:02.020
4 -	39.268	25.006	1:04.274 (3)	67.65	0.600	12:20:06.294
5 -	39.304	24.591	1:03.895 (2)	68.05	0.221	12:21:10.189
6 -	39.967	24.549	1:04.516	67.40	0.842	12:22:14.705
7 -	38.789	24.885	1:03.674 (1)	68.29		12:23:18.379
8 -	40.613	25.213	1:05.826	66.06	2.152	12:24:24.205

P29 124 600 Sylvie BOTQUELEN			Suzuki -			
IDEAL LAP TIME : 1:05.202		BEST LAP TIME : 1:05.202		DIFFERENCE : 0.000		
LAP	SECTOR 1	SECTOR 2	LAP TIME	MPH	DIFF	TIME OF DAY
1 -		25.768	1:38.411	44.18	33.209	12:16:49.034
2 -	40.460	27.217	1:07.677	64.25	2.475	12:17:56.711
3 -	40.973	25.623	1:06.596	65.29	1.394	12:19:03.307
4 -	39.731	25.471	1:05.202 (1)	66.69		12:20:08.509
5 -	39.894	26.642	1:06.536 (3)	65.35	1.334	12:21:15.045
6 -	41.932	26.208	1:08.140	63.81	2.938	12:22:23.185
7 -	40.689	26.170	1:06.859	65.04	1.657	12:23:30.044
8 -	40.448	25.516	1:05.964 (2)	65.92	0.762	12:24:36.008

P30 420 600 Teresa FRITH			Kawasaki -			
IDEAL LAP TIME : 1:11.812		BEST LAP TIME : 1:12.110		DIFFERENCE : 0.298		
LAP	SECTOR 1	SECTOR 2	LAP TIME	MPH	DIFF	TIME OF DAY
1 -		29.705	1:49.294	39.78	37.184	12:16:59.917
2 -	43.977	28.133	1:12.110 (1)	60.30		12:18:12.027
3 -	44.507	28.713	1:13.220	59.39	1.110	12:19:25.247
4 -	43.679	28.584	1:12.263 (2)	60.17	0.153	12:20:37.510
5 -	44.381	28.322	1:12.703	59.81	0.593	12:21:50.213
6 -	44.992	28.948	1:13.940	58.81	1.830	12:23:04.153
7 -	43.873	28.390	1:12.263 (2)	60.17	0.153	12:24:16.416

P31 212 1000 Tim BENNETT			Yamaha - www.maxpowerracing.uk			
IDEAL LAP TIME : 1:12.278		BEST LAP TIME : 1:12.510		DIFFERENCE : 0.232		
LAP	SECTOR 1	SECTOR 2	LAP TIME	MPH	DIFF	TIME OF DAY
1 -		29.919	1:33.364	46.57	20.854	12:16:43.987
2 -	43.959	29.106	1:13.065	59.51	0.555	12:17:57.052
3 -	43.932	28.670	1:12.602 (2)	59.89	0.092	12:19:09.654
4 -	44.159	28.709	1:12.868	59.67	0.358	12:20:22.522
5 -	43.754	28.756	1:12.510 (1)	59.97		12:21:35.032
6 -	45.966	28.905	1:14.871	58.08	2.361	12:22:49.903
7 -	44.312	28.524	1:12.836 (3)	59.70	0.326	12:24:02.739

P32 624 600 Matthew FEDRICK			Yamaha - Matthew Fedrick farriers ltd			
IDEAL LAP TIME : 57.058		BEST LAP TIME : 57.372		DIFFERENCE : 0.314		
LAP	SECTOR 1	SECTOR 2	LAP TIME	MPH	DIFF	TIME OF DAY
1 -		23.713	1:31.489	47.53	34.117	12:16:42.112
2 -	34.914	22.712	57.626 (2)	75.46	0.254	12:17:39.738
3 -	34.735	24.685	59.420	73.18	2.048	12:18:39.158
4 -	34.585	22.787	57.372 (1)	75.79		12:19:36.530
5 -	34.346	23.651	57.997 (3)	74.97	0.625	12:20:34.527

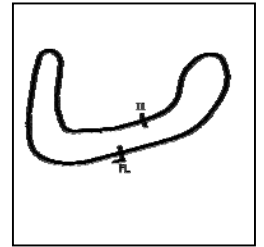
Weather / Track : Cloudy / Dry

Brands Hatch Indy
Circuit Length = 1.2079 miles
Start: 12:15 Flag 12:24 End: 12:25

BMCRC - MRO Championships 2019 - Rnd 1 @ Brands Hatch Indy

BMCRC Rookie 600s & BMCRC Rookie 1000s

RACE 2 - SECTOR ANALYSIS



SECTOR 1 = FL to I1, SECTOR 2 = I1 to FL, DIFF = Difference To Personal Best Lap, P = Crossed Finish Line in Pit Lane, D = Time Disallowed

P33 707 1000	Stephen OKEEFFE		Yamaha - None			
IDEAL LAP TIME : 55.812	BEST LAP TIME : 55.812		DIFFERENCE : 0.000			
LAP	SECTOR 1	SECTOR 2	LAP TIME	MPH	DIFF	TIME OF DAY
1 -		22.923	1:02.665	69.39	6.853	12:16:13.288
2 -	33.759	22.218	55.977 (2)	77.68	0.165	12:17:09.265
3 -	33.692	22.120	55.812 (1)	77.91		12:18:05.077

BMCRC - MRO Championships 2019 - Rnd 1 @ Brands Hatch Indy

BMCRC Rookie 600s & BMCRC Rookie 1000s

RACE 2 - BEST SECTORS

SECTOR 1			SECTOR 2			IDEAL / BEST COMPARISON						
POS	NO	NAME	TIME	NO	NAME	TIME	POS	NO	NAME	IDEAL	BEST	DIFF
									PERFECT LAP	51.055		
1	9	DIXON	30.904	130	BASSETT	20.151	1	9	DIXON	51.125	51.125	0.000
2	109	CAYFORD	31.342	9	DIXON	20.221	2	130	BASSETT	51.648	51.786	0.138
3	130	BASSETT	31.497	91	CHERRETT	20.617	3	109	CAYFORD	51.961	51.961	0.000
4	8	BLOCH	31.776	109	CAYFORD	20.619	4	91	CHERRETT	52.398	52.509	0.111
5	91	CHERRETT	31.781	316	THOMSON	20.932	5	8	BLOCH	52.892	52.978	0.086
6	316	THOMSON	32.084	100	FEARN	20.958	6	316	THOMSON	53.016	53.243	0.227
7	71	JENKINS	32.305	8	BLOCH	21.116	7	100	FEARN	53.277	53.870	0.593
8	100	FEARN	32.319	21	PRINCE	21.237	8	21	PRINCE	53.651	54.105	0.454
9	21	PRINCE	32.414	18	WILLSHER	21.302	9	71	JENKINS	53.724	53.862	0.138
10	18	WILLSHER	32.766	841	YOUNG	21.407	10	18	WILLSHER	54.068	54.068	0.000
11	288	REYNOLDS	33.145	464	STONEMAN	21.407	11	464	STONEMAN	54.731	54.742	0.011
12	464	STONEMAN	33.324	71	JENKINS	21.419	12	288	REYNOLDS	54.751	54.880	0.129
13	128	CLARKE	33.415	119	SMITH	21.443	13	841	YOUNG	54.977	54.977	0.000
14	15	PERKINS	33.455	211	GREGORY	21.464	14	119	SMITH	54.985	55.169	0.184
15	211	GREGORY	33.531	54	SMITH	21.550	15	211	GREGORY	54.995	55.402	0.407
16	119	SMITH	33.542	288	REYNOLDS	21.606	16	128	CLARKE	55.049	55.049	0.000
17	841	YOUNG	33.570	128	CLARKE	21.634	17	54	SMITH	55.191	55.315	0.124
18	16	VAUGHAN	33.580	261	BENN	21.658	18	15	PERKINS	55.259	55.334	0.075
19	54	SMITH	33.641	15	PERKINS	21.804	19	261	BENN	55.396	55.436	0.040
20	707	OKEEFFE	33.692	16	VAUGHAN	21.830	20	16	VAUGHAN	55.410	55.942	0.532
21	261	BENN	33.738	707	OKEEFFE	22.120	21	707	OKEEFFE	55.812	55.812	0.000
22	131	HOAD	34.195	131	HOAD	22.313	22	131	HOAD	56.508	56.692	0.184
23	624	FEDRICK	34.346	14	BELL	22.459	23	14	BELL	56.926	57.056	0.130
24	170	MILLS	34.428	103	GOFFORD	22.558	24	624	FEDRICK	57.058	57.372	0.314
25	14	BELL	34.467	170	MILLS	22.693	25	170	MILLS	57.121	57.121	0.000
26	103	GOFFORD	35.499	624	FEDRICK	22.712	26	103	GOFFORD	58.057	58.157	0.100
27	196	PETERSON	37.652	96	BELIOSSI	23.998	27	196	PETERSON	1:01.958	1:02.147	0.189
28	96	BELIOSSI	38.061	196	PETERSON	24.306	28	96	BELIOSSI	1:02.059	1:02.059	0.000
29	255	HARRIS	38.789	255	HARRIS	24.549	29	255	HARRIS	1:03.338	1:03.674	0.336
30	124	BOTQUELEN	39.731	124	BOTQUELEN	25.471	30	124	BOTQUELEN	1:05.202	1:05.202	0.000
31	49	NEAGLE	40.496	49	NEAGLE	26.579	31	49	NEAGLE	1:07.075	1:07.075	0.000
32	420	FRITH	43.679	420	FRITH	28.133	32	420	FRITH	1:11.812	1:12.110	0.298
33	212	BENNETT	43.754	212	BENNETT	28.524	33	212	BENNETT	1:12.278	1:12.510	0.232

Weather / Track : Cloudy / Dry

Results can be found at www.tsl-timing.com

Brands Hatch Indy
Circuit Length = 1.2079 miles
Start: 12:15 Flag 12:24 End: 12:25

Printed - 12:27 Saturday, 09 March 2019

BMCRC - MRO Championships 2019 - Rnd 1 @ Brands Hatch Indy

BMCRC Rookie 600s & BMCRC Rookie 1000s

RACE 13 - GRID (10 Laps)



CONTRACTORS LTD

ROW 14	41	903	Jeremy BONSOR	40	42	Kai EVANS
ROW 13	39	420	Teresa FRITH	38	124	Sylvie BOTQUELEN
ROW 12	36	196	Emma PETERSON	35	96	Giovanni BELIOSSI
ROW 11	33	170	Paul MILLS	32	14	Carl BELL
ROW 10	30	16	Tom VAUGHAN	29	261	Michael BENN
ROW 9	27	54	Collin SMITH	26	119	Christopher SMITH
ROW 8	24	464	Luke STONEMAN	23	21	George PRINCE
ROW 7						
ROW 6						
ROW 5	15	212	Tim BENNETT	14	49	Glen NEAGLE
ROW 4	12	707	Stephen OKEEFFE	11	211	Darren GREGORY
ROW 3	9	841	Shane YOUNG	8	18	Albert WILLSHER
ROW 2	6	71	Seb JENKINS	5	316	Chris THOMSON
ROW 1	3	109	Chris CAYFORD	2	130	Joe BASSETT
				1	9	Luke DIXON
						Pole

Brands Hatch Indy
Circuit Length = 1.2079 miles

These results are provisional until the conclusion of any judicial and technical matters.

Clerk Of Course :	Timekeeper :
-------------------	--------------

Results can be found at www.tsl-timing.com

Printed - 12:31 Saturday, 09 March 2019



BMCRC - MRO Championships 2019 - Rnd 1 @ Brands Hatch Indy

BMCRC Rookie 600s & BMCRC Rookie 1000s

RACE 13 - CLASSIFICATION



CONTRACTORS LTD

POS	NO	CL	PIC NAME	ENTRY	LAPS	TIME	GAP	DIFF	MPH	BEST	ON
1	9	1000	1 Luke DIXON	BMW -	10	8:46.309			82.62	50.908	6
2	109	1000	2 Chris CAYFORD	Yamaha -	10	8:53.518	7.209	7.209	81.50	51.934	10
3	91	1000	3 Michael CHERRETT	Kawasaki - Bournemouth kawasaki racing	10	8:53.890	7.581	0.372	81.45	52.015	7
4	316	1000	4 Chris THOMSON	Suzuki - S Grove contractors	10	8:58.259	11.950	4.369	80.79	52.284	7
5	130	1000	5 Joe BASSETT	BMW -	10	9:01.219	14.910	2.960	80.34	53.043	2
6	100	1000	6 James FEARN	Honda -	10	9:08.845	22.536	7.626	79.23	53.293	10
7	71	1000	7 Seb JENKINS	Yamaha -	10	9:09.190	22.881	0.345	79.18	53.401	3
8	841	1000	8 Shane YOUNG	Yamaha -	10	9:27.567	41.258	18.377	76.61	55.328	3
9	211	1000	9 Darren GREGORY	Kawasaki - Fox HVAC Ltd	10	9:30.701	44.392	3.134	76.19	54.137	9
10	18	1000	10 Albert WILLISHER	Suzuki - willsher machinery ltd	10	9:30.902	44.593	0.201	76.17	55.373	6
11	8	600	1 Cedric BLOCH	Kawasaki - Brigit's Group	10	9:32.337	46.028	1.435	75.97	53.226	6
12	128	1000	11 Kevin CLARKE	Suzuki -	10	9:34.871	48.562	2.534	75.64	55.755	10
13	21	600	2 George PRINCE	Suzuki -	10	9:36.835	50.526	1.964	75.38	54.139	4
14	288	600	3 Toby REYNOLDS	Honda - SKA Accountants Motorcycycle tyres uk how	10	9:36.936	50.627	0.101	75.37	54.172	4
15	707	1000	12 Stephen OKEEFFE	Yamaha - None	10	9:41.379	55.070	4.443	74.79	56.312	9
16	464	600	4 Luke STONEMAN	Kawasaki -	9	8:47.908	1 Lap	1 Lap	74.13	54.355	9
17	261	600	5 Michael BENN	Yamaha - Michael Benn Plumbing and Heating	9	8:49.447	1 Lap	1.539	73.92	54.824	7
18	54	600	6 Colin SMITH	Yamaha -	9	8:49.815	1 Lap	0.368	73.86	54.595	9
19	15	600	7 Billy PERKINS	Yamaha - Bexhill gearboxes	9	8:57.496	1 Lap	7.681	72.81	55.682	6
20	119	600	8 Christopher SMITH	Yamaha -	9	8:58.199	1 Lap	0.703	72.71	54.531	9
21	16	600	9 Tom VAUGHAN	Yamaha -	9	9:00.533	1 Lap	2.334	72.40	55.768	6
22	103	1000	13 Craig GOFFORD	Suzuki -	9	9:05.625	1 Lap	5.092	71.72	58.727	4
23	14	600	10 Carl BELL	Triumph - Transport Compliance UK, DevMonki	9	9:23.587	1 Lap	17.962	69.44	57.479	6
24	624	600	11 Matthew FEDRICK	Yamaha - Matthew Fedrick farriers ltd	9	9:29.977	1 Lap	6.390	68.66	58.319	9
25	170	600	12 Paul MILLS	Yamaha - Lydden Hill Circuit	9	9:30.757	1 Lap	0.780	68.57	58.719	6
26	96	600	13 Giovanni BELIOSSI	Honda -	8	9:04.098	2 Laps	1 Lap	63.93	1:01.834	7
27	196	600	14 Emma PETERSON	Yamaha - Plus racing gear, Helmet city Chichester,	8	9:06.020	2 Laps	1.922	63.71	1:02.574	6
28	49	1000	14 Glen NEAGLE	Ducati -	8	9:06.527	2 Laps	0.507	63.65	1:05.640	4
29	255	600	15 Victoria HARRIS	Yamaha -	8	9:12.667	2 Laps	6.140	62.94	1:03.985	2
30	124	600	16 Sylvie BOTQUELEN	Suzuki -	8	9:27.885	2 Laps	15.218	61.26	1:05.272	7
31	69	1000	15 Cassandra MCMANUS	Suzuki -	8	9:40.504	2 Laps	12.619	59.92	1:09.497	5
32	212	1000	16 Tim BENNETT	Yamaha - www.maxpowerracing.uk	7	8:54.825	3 Laps	1 Lap	56.91	1:13.736	7
33	420	600	17 Teresa FRITH	Kawasaki -	7	9:28.688	3 Laps	33.863	53.52	1:14.427	5

NOT CLASSIFIED

DNF	131	600	Jacob HOAD	Yamaha -	5	5:12.871	5 Laps	2 Laps	69.49	55.980	5
-----	-----	-----	------------	----------	---	----------	--------	--------	-------	--------	---

FASTEST LAP

9	1000	Luke DIXON	BMW -	6	50.908	85.42 mph	137.47 kph
8	600	Cedric BLOCH	Kawasaki - Brigit's Group	6	53.226	81.70 mph	131.48 kph

Class 1000 - 92.5% of Race Speed = 76.42 mph

Class 600 - 92.5% of Race Speed = 70.27 mph

Brands Hatch Indy

Circuit Length = 1.2079 miles

Start: 15:40 Flag 15:49 End: 15:50

Weather / Track : Cloudy / Dry

These results are provisional until the conclusion of any judicial and technical matters.

Clerk Of Course :	Timekeeper :
-------------------	--------------

Results can be found at www.tsl-timing.com

Printed - 15:55 Saturday, 09 March 2019



BMCRG - MRO Championships 2019 - Rnd 1 @ Brands Hatch Indy

BMCRG Rookie 600s & BMCRG Rookie 1000s

RACE 13 - LAP CHART

LAP 1 @ 15:41:23.979

NO	BEHIND	LAP TIME
9		58.178
130	0.484	58.662
91	0.549	58.727
109	1.678	59.856
316	1.867	1:00.045
71	2.413	1:00.591
100	3.063	1:01.241
841	4.832	1:03.010
128	5.107	1:03.285
18	5.337	1:03.515
707	6.268	1:04.446
211	6.492	1:04.670
103	8.821	1:06.999
49	15.259	1:13.437
69	25.784	1:23.962
21	25.918	1:24.096
212	26.346	1:24.524
288	27.007	1:25.185
464	27.764	1:25.942
8	28.183	1:26.361
54	28.208	1:26.386
261	28.797	1:26.975
131	29.147	1:27.325
15	29.633	1:27.811
16	29.961	1:28.139
119	31.246	1:29.424
170	35.173	1:33.351
624	36.295	1:34.473
14	36.351	1:34.529
96	38.087	1:36.265
196	40.445	1:38.623
255	40.910	1:39.088
124	43.874	1:42.052

LAP 2 @ 15:42:15.880

NO	BEHIND	LAP TIME
9		51.901
91	0.883	52.235
420	1 Lap	1:51.126
130	1.626	53.043
109	2.382	52.605
316	2.713	52.747
71	3.982	53.470
100	6.104	54.942
18	8.964	55.528
128	9.472	56.266
841	9.827	56.896
707	10.758	56.391
211	10.862	56.271
103	15.734	58.814
21	28.582	54.565
288	29.563	54.457
49	29.952	1:06.594
8	30.366	54.084
464	31.735	55.872
54	32.006	55.699
261	32.066	55.170
15	34.193	56.461
131	34.254	57.008
16	34.614	56.554
119	36.401	57.056
170	44.720	1:01.448

Weather / Track : Cloudy / Dry

LAP 3 @ 15:43:07.990

NO	BEHIND	LAP TIME
14	45.390	1:00.940
69	46.017	1:12.134
624	46.273	1:01.879
96	49.512	1:03.326
212	50.239	1:15.794
196	52.059	1:03.515
9		52.110
255	1 Lap	1:03.985
91	1.412	52.639
130	2.758	53.242
109	2.970	52.698
316	3.383	52.780
124	1 Lap	1:05.325
71	5.273	53.401
100	8.765	54.771
18	12.567	55.713
841	13.045	55.328
128	14.132	56.770
211	16.262	57.510
707	16.774	58.126
103	22.935	59.311
420	1 Lap	1:17.409
21	30.639	54.167
288	31.640	54.187
8	31.982	53.726
464	34.957	55.332
261	34.969	55.013
54	35.297	55.401
131	38.284	56.140
15	38.739	56.656
16	39.175	56.671
119	40.062	55.771
49	44.373	1:06.531

LAP 4 @ 15:44:00.467

NO	BEHIND	LAP TIME
9		52.477
170	1 Lap	59.899
14	1 Lap	59.322
624	1 Lap	59.712
91	2.724	53.789
109	3.569	53.076
316	4.465	53.559
130	5.265	54.984
71	8.125	55.329
69	1 Lap	1:09.705
96	1 Lap	1:06.783
100	11.750	55.462
196	1 Lap	1:04.693
255	1 Lap	1:05.410
841	17.252	56.684
18	18.264	58.174
128	19.764	58.109
124	1 Lap	1:07.443
211	20.289	56.504
212	1 Lap	1:15.964
707	22.311	58.014
103	29.185	58.727
21	32.301	54.139
8	33.046	53.541
288	33.335	54.172

LAP 5 @ 15:44:52.064

NO	BEHIND	LAP TIME
464	37.515	55.035
261	37.804	55.312
54	38.256	55.436
15	42.019	55.757
131	42.225	56.418
16	43.428	56.730
119	43.792	56.207
420	1 Lap	1:17.302
9		51.597
109	5.343	53.371
91	5.432	54.305
49	1 Lap	1:05.640
316	6.369	53.501
14	1 Lap	57.975
130	7.234	53.566
170	1 Lap	58.923
624	1 Lap	59.069
71	10.232	53.704
100	13.895	53.742
841	22.344	56.689
196	1 Lap	1:03.249
18	24.187	57.520
96	1 Lap	1:04.359
128	25.359	57.192
211	26.659	57.967
255	1 Lap	1:06.265
707	29.403	58.689
69	1 Lap	1:11.690
124	1 Lap	1:06.486
8	35.408	53.959
288	36.555	54.817
21	37.059	56.355
103	37.808	1:00.220
464	40.931	55.013
261	41.432	55.225
54	41.730	55.071
212	1 Lap	1:15.832
15	46.314	55.892
131	46.608	55.980
16	47.678	55.847
119	48.113	55.918

LAP 6 @ 15:45:42.972

NO	BEHIND	LAP TIME
9		50.908
91	6.936	52.412
109	7.243	52.808
316	8.208	52.747
130	9.706	53.380
14	1 Lap	58.239
71	15.012	55.688
170	1 Lap	1:00.304
100	16.892	53.905
624	1 Lap	59.419
49	1 Lap	1:09.351
420	2 Laps	1:16.883
841	27.299	55.863
18	28.652	55.373
128	31.869	57.418
211	32.258	56.507
96	1 Lap	1:02.528

LAP 7 @ 15:46:35.189

NO	BEHIND	LAP TIME
707	36.275	57.780
196	1 Lap	1:03.439
8	37.726	53.226
288	40.481	54.834
21	40.811	54.660
255	1 Lap	1:04.243
464	45.387	55.364
261	46.179	55.655
54	46.776	55.954
103	47.706	1:00.806
69	1 Lap	1:09.497
124	1 Lap	1:06.429
15	51.088	55.682
9		52.217
16	1 Lap	55.768
119	1 Lap	56.510
91	6.734	52.015
109	7.213	52.187
316	8.275	52.284
130	11.246	53.757
212	2 Laps	1:14.774
71	17.622	54.827
100	18.637	53.962
14	1 Lap	57.479
170	1 Lap	58.719
624	1 Lap	58.836
841	31.283	56.201
18	33.038	56.603
211	35.636	55.595
128	37.001	57.349
49	1 Lap	1:06.742
8	40.933	55.424
707	42.012	57.954
288	43.071	54.807
21	44.608	56.014
196	1 Lap	1:02.574
96	1 Lap	1:03.216
420	2 Laps	1:14.427
464	47.979	54.809
261	48.786	54.824
54	50.724	56.165

LAP 8 @ 15:47:26.948

NO	BEHIND	LAP TIME
9		51.759
255	2 Laps	1:04.299
103	1 Lap	59.360
15	1 Lap	56.137
16	1 Lap	56.100
119	1 Lap	55.666
91	7.135	52.160
109	7.643	52.189
316	9.606	53.090
130	12.956	53.469
69	2 Laps	1:09.758
124	2 Laps	1:09.330
71	20.230	54.367
100	20.430	53.552
14	1 Lap	58.434
170	1 Lap	59.784
624	1 Lap	59.289

LAP 9 @ 15:48:19.451

NO	BEHIND	LAP TIME
841	34.931	55.407
18	36.834	55.555
211	39.008	55.131
212	2 Laps	1:14.201
128	41.227	55.985
8	43.449	54.275
288	46.463	55.151
707	47.058	56.805
21	47.123	54.274
464	52.406	56.186
9		52.503
261	1 Lap	55.620
54	1 Lap	55.108
49	2 Laps	1:07.895
96	2 Laps	1:01.834
15	1 Lap	56.488
196	2 Laps	1:05.093
109	7.934	52.794
91	8.198	53.566
16	1 Lap	57.703
119	1 Lap	57.116
316	10.186	53.083
103	1 Lap	1:00.674
130	13.617	53.164
255	2 Laps	1:05.098
420	3 Laps	1:16.180
71	21.710	53.983
100	21.902	53.975
124	2 Laps	1:05.272
14	1 Lap	57.533
69	2 Laps	1:12.747
624	1 Lap	58.981
170	1 Lap	59.542
841	38.384	55.956
18	40.113	55.782
211	40.642	54.137
8	44.518	53.572
128	45.466	56.742
288	48.647	54.687
21	48.967	54.347
707	50.867	56.312

LAP 10 @ 15:49:12.110

NO	BEHIND	LAP TIME
9		52.659
464	1 Lap	54.355
261	1 Lap	55.653
54	1 Lap	54.595
109	7.209	51.934
91	7.581	52.042
212	3 Laps	1:13.736
15	1 Lap	56.612
119	1 Lap	54.531
316	11.950	54.423
16	1 Lap	57.021
130	14.910	53.952
96	2 Laps	1:05.787
103	1 Lap	1:00.714
196	2 Laps	1:04.834
49	2 Laps	1:10.337
100	22.536	53.293

BMCRC - MRO Championships 2019 - Rnd 1 @ Brands Hatch Indy

BMCRC Rookie 600s & BMCRC Rookie 1000s

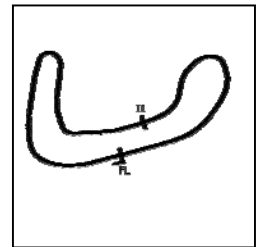
RACE 13 - LAP CHART

71	22.881	53.830
255	2 Laps	1:04.279
14	1 Lap	59.136
841	41.258	55.533
124	2 Laps	1:05.548
420	3 Laps	1:15.361
624	1 Lap	58.319
211	44.392	56.409
170	1 Lap	58.787
18	44.593	57.139
8	46.028	54.169
128	48.562	55.755
21	50.526	54.218
288	50.627	54.639
69	2 Laps	1:11.011
707	55.070	56.862

BMCRC - MRO Championships 2019 - Rnd 1 @ Brands Hatch Indy

BMCRC Rookie 600s & BMCRC Rookie 1000s

RACE 13 - SECTOR ANALYSIS



SECTOR 1 = FL to I1, SECTOR 2 = I1 to FL, DIFF = Difference To Personal Best Lap, P = Crossed Finish Line in Pit Lane, D = Time Disallowed

P1		9 1000 Luke DIXON		BMW -		
IDEAL LAP TIME : 50.908		BEST LAP TIME : 50.908		DIFFERENCE : 0.000		
LAP	SECTOR 1	SECTOR 2	LAP TIME	MPH	DIFF	TIME OF DAY
1 -		21.080	58.178	74.74	7.270	15:41:23.979
2 -	31.334	20.567	51.901	83.78	0.993	15:42:15.880
3 -	31.173	20.937	52.110	83.45	1.202	15:43:07.990
4 -	31.653	20.824	52.477	82.86	1.569	15:44:00.467
5 -	31.039	20.558	51.597 (2)	84.28	0.689	15:44:52.064
6 -	30.588	20.320	50.908 (1)	85.42		15:45:42.972
7 -	31.670	20.547	52.217	83.27	1.309	15:46:35.189
8 -	31.267	20.492	51.759 (3)	84.01	0.851	15:47:26.948
9 -	31.846	20.657	52.503	82.82	1.595	15:48:19.451
10 -	32.274	20.385	52.659	82.58	1.751	15:49:12.110

P2		109 1000 Chris CAYFORD		Yamaha -		
IDEAL LAP TIME : 51.562		BEST LAP TIME : 51.934		DIFFERENCE : 0.372		
LAP	SECTOR 1	SECTOR 2	LAP TIME	MPH	DIFF	TIME OF DAY
1 -		21.346	59.856	72.65	7.922	15:41:25.657
2 -	31.775	20.830	52.605	82.66	0.671	15:42:18.262
3 -	31.649	21.049	52.698	82.51	0.764	15:43:10.960
4 -	32.234	20.842	53.076	81.93	1.142	15:44:04.036
5 -	31.906	21.465	53.371	81.47	1.437	15:44:57.407
6 -	31.646	21.162	52.808	82.34	0.874	15:45:50.215
7 -	31.561	20.626	52.187 (2)	83.32	0.253	15:46:42.402
8 -	31.374	20.815	52.189 (3)	83.32	0.255	15:47:34.591
9 -	32.097	20.697	52.794	82.36	0.860	15:48:27.385
10 -	30.936	20.998	51.934 (1)	83.73		15:49:19.319

P3		91 1000 Michael CHERRETT		Kawasaki - Bournemouth kawasaki racing		
IDEAL LAP TIME : 51.845		BEST LAP TIME : 52.015		DIFFERENCE : 0.170		
LAP	SECTOR 1	SECTOR 2	LAP TIME	MPH	DIFF	TIME OF DAY
1 -		20.893	58.727	74.04	6.712	15:41:24.528
2 -	31.798	20.437	52.235	83.25	0.220	15:42:16.763
3 -	31.743	20.896	52.639	82.61	0.624	15:43:09.402
4 -	33.068	20.721	53.789	80.84	1.774	15:44:03.191
5 -	32.778	21.527	54.305	80.07	2.290	15:44:57.496
6 -	31.844	20.568	52.412	82.96	0.397	15:45:49.908
7 -	31.408	20.607	52.015 (1)	83.60		15:46:41.923
8 -	31.576	20.584	52.160 (3)	83.37	0.145	15:47:34.083
9 -	32.740	20.826	53.566	81.18	1.551	15:48:27.649
10 -	31.605	20.437	52.042 (2)	83.55	0.027	15:49:19.691

P4		316 1000 Chris THOMSON		Suzuki - S Grove contractors		
IDEAL LAP TIME : 52.256		BEST LAP TIME : 52.284		DIFFERENCE : 0.028		
LAP	SECTOR 1	SECTOR 2	LAP TIME	MPH	DIFF	TIME OF DAY
1 -		21.479	1:00.045	72.42	7.761	15:41:25.846
2 -	31.806	20.941	52.747 (2)	82.44	0.463	15:42:18.593
3 -	31.936	20.844	52.780	82.39	0.496	15:43:11.373
4 -	32.423	21.136	53.559	81.19	1.275	15:44:04.932
5 -	32.291	21.210	53.501	81.28	1.217	15:44:58.433
6 -	32.158	20.589	52.747 (2)	82.44	0.463	15:45:51.180
7 -	31.667	20.617	52.284 (1)	83.17		15:46:43.464
8 -	32.033	21.057	53.090	81.91	0.806	15:47:36.554
9 -	31.731	21.352	53.083	81.92	0.799	15:48:29.637
10 -	33.437	20.986	54.423	79.90	2.139	15:49:24.060

P5		130 1000 Joe BASSETT		BMW -		
IDEAL LAP TIME : 52.309		BEST LAP TIME : 53.043		DIFFERENCE : 0.734		
LAP	SECTOR 1	SECTOR 2	LAP TIME	MPH	DIFF	TIME OF DAY

Weather / Track : Cloudy / Dry

Brands Hatch Indy
 Circuit Length = 1.2079 miles
 Start: 15:40 Flag 15:49 End: 15:50

BMCRC - MRO Championships 2019 - Rnd 1 @ Brands Hatch Indy

BMCRC Rookie 600s & BMCRC Rookie 1000s

RACE 13 - SECTOR ANALYSIS



SECTOR 1 = FL to I1, SECTOR 2 = I1 to FL, DIFF = Difference To Personal Best Lap, P = Crossed Finish Line in Pit Lane, D = Time Disallowed

Lap	Time	Personal Best	Diff	MPH	Time of Day
1 -		21.106		58.662	74.12
2 -	32.426	20.617	53.043 (1)	81.98	5.619
3 -	31.706	21.536	53.242 (3)	81.67	0.199
4 -	34.035	20.949	54.984	79.08	1.941
5 -	32.121	21.445	53.566	81.18	0.523
6 -	32.777	20.603	53.380	81.46	0.337
7 -	31.829	21.928	53.757	80.89	0.714
8 -	31.733	21.736	53.469	81.32	0.426
9 -	31.740	21.424	53.164 (2)	81.79	0.121
10 -	32.489	21.463	53.952	80.60	0.909

P6 100 1000 James FEARN			Honda -			
IDEAL LAP TIME : 53.280		BEST LAP TIME : 53.293		DIFFERENCE : 0.013		
LAP	SECTOR 1	SECTOR 2	LAP TIME	MPH	DIFF	TIME OF DAY

1 -		21.659	1:01.241	71.00	7.948	15:41:27.042
2 -	33.422	21.520	54.942	79.14	1.649	15:42:21.984
3 -	33.322	21.449	54.771	79.39	1.478	15:43:16.755
4 -	33.698	21.764	55.462	78.40	2.169	15:44:12.217
5 -	32.542	21.200	53.742 (3)	80.91	0.449	15:45:05.959
6 -	32.527	21.378	53.905	80.67	0.612	15:45:59.864
7 -	32.410	21.552	53.962	80.58	0.669	15:46:53.826
8 -	32.398	21.154	53.552 (2)	81.20	0.259	15:47:47.378
9 -	32.947	21.028	53.975	80.56	0.682	15:48:41.353
10 -	32.252	21.041	53.293 (1)	81.59		15:49:34.646

P7 71 1000 Seb JENKINS			Yamaha -			
IDEAL LAP TIME : 53.321		BEST LAP TIME : 53.401		DIFFERENCE : 0.080		
LAP	SECTOR 1	SECTOR 2	LAP TIME	MPH	DIFF	TIME OF DAY

1 -		21.554	1:00.591	71.76	7.190	15:41:26.392
2 -	32.222	21.248	53.470 (2)	81.32	0.069	15:42:19.862
3 -	32.222	21.179	53.401 (1)	81.43		15:43:13.263
4 -	32.904	22.425	55.329	78.59	1.928	15:44:08.592
5 -	32.142	21.562	53.704 (3)	80.97	0.303	15:45:02.296
6 -	34.178	21.510	55.688	78.08	2.287	15:45:57.984
7 -	33.188	21.639	54.827	79.31	1.426	15:46:52.811
8 -	32.770	21.597	54.367	79.98	0.966	15:47:47.178
9 -	32.368	21.615	53.983	80.55	0.582	15:48:41.161
10 -	32.174	21.656	53.830	80.78	0.429	15:49:34.991

P8 841 1000 Shane YOUNG			Yamaha -			
IDEAL LAP TIME : 55.086		BEST LAP TIME : 55.328		DIFFERENCE : 0.242		
LAP	SECTOR 1	SECTOR 2	LAP TIME	MPH	DIFF	TIME OF DAY

1 -		22.515	1:03.010	69.01	7.682	15:41:28.811
2 -	34.999	21.897	56.896	76.43	1.568	15:42:25.707
3 -	33.566	21.762	55.328 (1)	78.59		15:43:21.035
4 -	33.748	22.936	56.684	76.71	1.356	15:44:17.719
5 -	34.605	22.084	56.689	76.70	1.361	15:45:14.408
6 -	33.997	21.866	55.863	77.84	0.535	15:46:10.271
7 -	34.399	21.802	56.201	77.37	0.873	15:47:06.472
8 -	33.729	21.678	55.407 (2)	78.48	0.079	15:48:01.879
9 -	33.408	22.548	55.956	77.71	0.628	15:48:57.835
10 -	33.450	22.083	55.533 (3)	78.30	0.205	15:49:53.368

P9 211 1000 Darren GREGORY			Kawasaki - Fox HVAC Ltd			
IDEAL LAP TIME : 54.137		BEST LAP TIME : 54.137		DIFFERENCE : 0.000		
LAP	SECTOR 1	SECTOR 2	LAP TIME	MPH	DIFF	TIME OF DAY

1 -		22.723	1:04.670	67.24	10.533	15:41:30.471
2 -	34.326	21.945	56.271	77.27	2.134	15:42:26.742
3 -	35.500	22.010	57.510	75.61	3.373	15:43:24.252
4 -	34.046	22.458	56.504	76.96	2.367	15:44:20.756

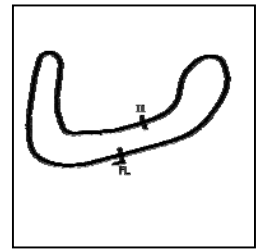
Weather / Track : Cloudy / Dry

Brands Hatch Indy
Circuit Length = 1.2079 miles
Start: 15:40 Flag 15:49 End: 15:50

BMCRC - MRO Championships 2019 - Rnd 1 @ Brands Hatch Indy

BMCRC Rookie 600s & BMCRC Rookie 1000s

RACE 13 - SECTOR ANALYSIS



SECTOR 1 = FL to I1, SECTOR 2 = I1 to FL, DIFF = Difference To Personal Best Lap, P = Crossed Finish Line in Pit Lane, D = Time Disallowed

5 -	34.854	23.113	57.967	75.01	3.830	15:45:18.723
6 -			56.507	76.95	2.370	15:46:15.230
7 -	33.779	21.816	55.595 (3)	78.21	1.458	15:47:10.825
8 -	33.442	21.689	55.131 (2)	78.87	0.994	15:48:05.956
9 -	33.127	21.010	54.137 (1)	80.32		15:49:00.093
10 -	34.936	21.473	56.409	77.09	2.272	15:49:56.502

P10	18	1000	Albert WILLISHER	Suzuki - willsher machinery ltd
IDEAL LAP TIME : 54.855		BEST LAP TIME : 55.373		DIFFERENCE : 0.518

LAP	SECTOR 1	SECTOR 2	LAP TIME	MPH	DIFF	TIME OF DAY
1 -		22.166	1:03.515	68.46	8.142	15:41:29.316
2 -	33.581	21.947	55.528 (2)	78.31	0.155	15:42:24.844
3 -	33.843	21.870	55.713	78.05	0.340	15:43:20.557
4 -	33.896	24.278	58.174	74.75	2.801	15:44:18.731
5 -	35.693	21.827	57.520	75.60	2.147	15:45:16.251
6 -	33.778	21.595	55.373 (1)	78.53		15:46:11.624
7 -	35.033	21.570	56.603	76.82	1.230	15:47:08.227
8 -	33.410	22.145	55.555 (3)	78.27	0.182	15:48:03.782
9 -	34.337	21.445	55.782	77.95	0.409	15:48:59.564
10 -	35.053	22.086	57.139	76.10	1.766	15:49:56.703

P11	8	600	Cedric BLOCH	Kawasaki - Brigit's Group
IDEAL LAP TIME : 53.102		BEST LAP TIME : 53.226		DIFFERENCE : 0.124

LAP	SECTOR 1	SECTOR 2	LAP TIME	MPH	DIFF	TIME OF DAY
1 -		21.605	1:26.361	50.35	33.135	15:41:52.162
2 -	32.740	21.344	54.084	80.40	0.858	15:42:46.246
3 -	32.196	21.530	53.726	80.94	0.500	15:43:39.972
4 -	32.341	21.200	53.541 (2)	81.22	0.315	15:44:33.513
5 -	32.604	21.355	53.959	80.59	0.733	15:45:27.472
6 -	31.902	21.324	53.226 (1)	81.70		15:46:20.698
7 -	33.398	22.026	55.424	78.46	2.198	15:47:16.122
8 -	32.758	21.517	54.275	80.12	1.049	15:48:10.397
9 -	32.042	21.530	53.572 (3)	81.17	0.346	15:49:03.969
10 -	32.648	21.521	54.169	80.27	0.943	15:49:58.138

P12	128	1000	Kevin CLARKE	Suzuki -
IDEAL LAP TIME : 55.654		BEST LAP TIME : 55.755		DIFFERENCE : 0.101

LAP	SECTOR 1	SECTOR 2	LAP TIME	MPH	DIFF	TIME OF DAY
1 -		22.811	1:03.285	68.71	7.530	15:41:29.086
2 -	34.017	22.249	56.266 (3)	77.28	0.511	15:42:25.352
3 -	34.241	22.529	56.770	76.60	1.015	15:43:22.122
4 -	34.793	23.316	58.109	74.83	2.354	15:44:20.231
5 -	34.699	22.493	57.192	76.03	1.437	15:45:17.423
6 -	34.895	22.523	57.418	75.73	1.663	15:46:14.841
7 -	34.609	22.740	57.349	75.82	1.594	15:47:12.190
8 -	33.765	22.220	55.985 (2)	77.67	0.230	15:48:08.175
9 -	34.262	22.480	56.742	76.63	0.987	15:49:04.917
10 -	33.434	22.321	55.755 (1)	77.99		15:50:00.672

P13	21	600	George PRINCE	Suzuki -
IDEAL LAP TIME : 53.795		BEST LAP TIME : 54.139		DIFFERENCE : 0.344

LAP	SECTOR 1	SECTOR 2	LAP TIME	MPH	DIFF	TIME OF DAY
1 -		21.594	1:24.096	51.70	29.957	15:41:49.897
2 -	33.001	21.564	54.565	79.69	0.426	15:42:44.462
3 -	32.879	21.288	54.167 (2)	80.28	0.028	15:43:38.629
4 -	32.922	21.217	54.139 (1)	80.32		15:44:32.768
5 -	34.477	21.878	56.355	77.16	2.216	15:45:29.123
6 -	33.311	21.349	54.660	79.55	0.521	15:46:23.783
7 -	34.022	21.992	56.014	77.63	1.875	15:47:19.797
8 -	32.578	21.696	54.274	80.12	0.135	15:48:14.071

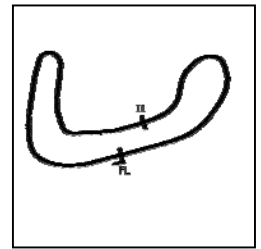
Weather / Track : Cloudy / Dry

Brands Hatch Indy
Circuit Length = 1.2079 miles
Start: 15:40 Flag 15:49 End: 15:50

BMCRC - MRO Championships 2019 - Rnd 1 @ Brands Hatch Indy

BMCRC Rookie 600s & BMCRC Rookie 1000s

RACE 13 - SECTOR ANALYSIS



SECTOR 1 = FL to I1, SECTOR 2 = I1 to FL, DIFF = Difference To Personal Best Lap, P = Crossed Finish Line in Pit Lane, D = Time Disallowed

9 -	32.712	21.635	54.347	80.01	0.208	15:49:08.418
10 -	32.833	21.385	54.218 (3)	80.20	0.079	15:50:02.636

P14 288 600	Toby REYNOLDS	Honda - SKA Accountants Motorcycle tyres uk howesyourheati				
IDEAL LAP TIME : 54.004	BEST LAP TIME : 54.172	DIFFERENCE : 0.168				

LAP	SECTOR 1	SECTOR 2	LAP TIME	MPH	DIFF	TIME OF DAY
1 -		21.525	1:25.185	51.04	31.013	15:41:50.986
2 -	32.949	21.508	54.457 (3)	79.85	0.285	15:42:45.443
3 -	32.929	21.258	54.187 (2)	80.25	0.015	15:43:39.630
4 -	32.746	21.426	54.172 (1)	80.27		15:44:33.802
5 -	33.159	21.658	54.817	79.32	0.645	15:45:28.619
6 -	33.135	21.699	54.834	79.30	0.662	15:46:23.453
7 -	33.115	21.692	54.807	79.34	0.635	15:47:18.260
8 -	33.168	21.983	55.151	78.84	0.979	15:48:13.411
9 -	33.083	21.604	54.687	79.51	0.515	15:49:08.098
10 -	32.847	21.792	54.639	79.58	0.467	15:50:02.737

P15 707 1000	Stephen OKEEFFE	Yamaha - None				
IDEAL LAP TIME : 56.310	BEST LAP TIME : 56.312	DIFFERENCE : 0.002				

LAP	SECTOR 1	SECTOR 2	LAP TIME	MPH	DIFF	TIME OF DAY
1 -		22.907	1:04.446	67.47	8.134	15:41:30.247
2 -	33.970	22.421	56.391 (2)	77.11	0.079	15:42:26.638
3 -	35.177	22.949	58.126	74.81	1.814	15:43:24.764
4 -	34.879	23.135	58.014	74.95	1.702	15:44:22.778
5 -	35.413	23.276	58.689	74.09	2.377	15:45:21.467
6 -	35.117	22.663	57.780	75.26	1.468	15:46:19.247
7 -	34.957	22.997	57.954	75.03	1.642	15:47:17.201
8 -	34.119	22.686	56.805 (3)	76.55	0.493	15:48:14.006
9 -	33.972	22.340	56.312 (1)	77.22		15:49:10.318
10 -	34.076	22.786	56.862	76.47	0.550	15:50:07.180

P16 464 600	Luke STONEMAN	Kawasaki -				
IDEAL LAP TIME : 54.355	BEST LAP TIME : 54.355	DIFFERENCE : 0.000				

LAP	SECTOR 1	SECTOR 2	LAP TIME	MPH	DIFF	TIME OF DAY
1 -		22.134	1:25.942	50.59	31.587	15:41:51.743
2 -	33.778	22.094	55.872	77.83	1.517	15:42:47.615
3 -	33.450	21.882	55.332	78.59	0.977	15:43:42.947
4 -	33.287	21.748	55.035	79.01	0.680	15:44:37.982
5 -	33.070	21.943	55.013 (3)	79.04	0.658	15:45:32.995
6 -	33.148	22.216	55.364	78.54	1.009	15:46:28.359
7 -	33.052	21.757	54.809 (2)	79.34	0.454	15:47:23.168
8 -	33.691	22.495	56.186	77.39	1.831	15:48:19.354
9 -	32.671	21.684	54.355 (1)	80.00		15:49:13.709

P17 261 600	Michael BENN	Yamaha - Michael Benn Plumbing and Heating				
IDEAL LAP TIME : 54.699	BEST LAP TIME : 54.824	DIFFERENCE : 0.125				

LAP	SECTOR 1	SECTOR 2	LAP TIME	MPH	DIFF	TIME OF DAY
1 -		22.011	1:26.975	49.99	32.151	15:41:52.776
2 -	33.639	21.531	55.170 (3)	78.82	0.346	15:42:47.946
3 -	33.375	21.638	55.013 (2)	79.04	0.189	15:43:42.959
4 -	33.792	21.520	55.312	78.61	0.488	15:44:38.271
5 -	33.315	21.910	55.225	78.74	0.401	15:45:33.496
6 -	33.179	22.476	55.655	78.13	0.831	15:46:29.151
7 -	33.189	21.635	54.824 (1)	79.31		15:47:23.975
8 -	33.513	22.107	55.620	78.18	0.796	15:48:19.595
9 -	33.315	22.338	55.653	78.13	0.829	15:49:15.248

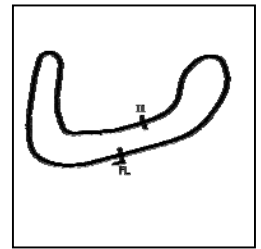
Weather / Track : Cloudy / Dry

Brands Hatch Indy
Circuit Length = 1.2079 miles
Start: 15:40 Flag 15:49 End: 15:50

BMCRC - MRO Championships 2019 - Rnd 1 @ Brands Hatch Indy

BMCRC Rookie 600s & BMCRC Rookie 1000s

RACE 13 - SECTOR ANALYSIS



SECTOR 1 = FL to I1, SECTOR 2 = I1 to FL, DIFF = Difference To Personal Best Lap, P = Crossed Finish Line in Pit Lane, D = Time Disallowed

P18 54 600 Colin SMITH			Yamaha -			
IDEAL LAP TIME : 53.955		BEST LAP TIME : 54.595		DIFFERENCE : 0.640		
LAP	SECTOR 1	SECTOR 2	LAP TIME	MPH	DIFF	TIME OF DAY
1 -		22.033	1:26.386	50.33	31.791	15:41:52.187
2 -	33.797	21.902	55.699	78.07	1.104	15:42:47.886
3 -	33.803	21.598	55.401	78.49	0.806	15:43:43.287
4 -	33.960	21.476	55.436	78.44	0.841	15:44:38.723
5 -	33.086	21.985	55.071 (2)	78.96	0.476	15:45:33.794
6 -	33.346	22.608	55.954	77.71	1.359	15:46:29.748
7 -	34.310	21.855	56.165	77.42	1.570	15:47:25.913
8 -	33.827	21.281	55.108 (3)	78.91	0.513	15:48:21.021
9 -	32.674	21.921	54.595 (1)	79.65		15:49:15.616

P19 15 600 Billy PERKINS			Yamaha - Bexhill gearboxes			
IDEAL LAP TIME : 55.440		BEST LAP TIME : 55.682		DIFFERENCE : 0.242		
LAP	SECTOR 1	SECTOR 2	LAP TIME	MPH	DIFF	TIME OF DAY
1 -		22.318	1:27.811	49.52	32.129	15:41:53.612
2 -	34.495	21.966	56.461	77.01	0.779	15:42:50.073
3 -	34.322	22.334	56.656	76.75	0.974	15:43:46.729
4 -	33.895	21.862	55.757 (2)	77.99	0.075	15:44:42.486
5 -	34.033	21.859	55.892 (3)	77.80	0.210	15:45:38.378
6 -	33.949	21.733	55.682 (1)	78.09		15:46:34.060
7 -	34.592	21.545	56.137	77.46	0.455	15:47:30.197
8 -	34.071	22.417	56.488	76.98	0.806	15:48:26.685
9 -	34.920	21.692	56.612	76.81	0.930	15:49:23.297

P20 119 600 Christopher SMITH			Yamaha -			
IDEAL LAP TIME : 54.531		BEST LAP TIME : 54.531		DIFFERENCE : 0.000		
LAP	SECTOR 1	SECTOR 2	LAP TIME	MPH	DIFF	TIME OF DAY
1 -		23.199	1:29.424	48.62	34.893	15:41:55.225
2 -	34.872	22.184	57.056	76.21	2.525	15:42:52.281
3 -	33.812	21.959	55.771 (3)	77.97	1.240	15:43:48.052
4 -	33.614	22.593	56.207	77.36	1.676	15:44:44.259
5 -	33.716	22.202	55.918	77.76	1.387	15:45:40.177
6 -	34.552	21.958	56.510	76.95	1.979	15:46:36.687
7 -	34.109	21.557	55.666 (2)	78.11	1.135	15:47:32.353
8 -	34.769	22.347	57.116	76.13	2.585	15:48:29.469
9 -	33.006	21.525	54.531 (1)	79.74		15:49:24.000

P21 16 600 Tom VAUGHAN			Yamaha -			
IDEAL LAP TIME : 55.553		BEST LAP TIME : 55.768		DIFFERENCE : 0.215		
LAP	SECTOR 1	SECTOR 2	LAP TIME	MPH	DIFF	TIME OF DAY
1 -		22.470	1:28.139	49.33	32.371	15:41:53.940
2 -	34.448	22.106	56.554	76.89	0.786	15:42:50.494
3 -	34.718	21.953	56.671	76.73	0.903	15:43:47.165
4 -	34.384	22.346	56.730	76.65	0.962	15:44:43.895
5 -	33.778	22.069	55.847 (2)	77.86	0.079	15:45:39.742
6 -	33.993	21.775	55.768 (1)	77.97		15:46:35.510
7 -	34.089	22.011	56.100 (3)	77.51	0.332	15:47:31.610
8 -	35.154	22.549	57.703	75.36	1.935	15:48:29.313
9 -	34.904	22.117	57.021	76.26	1.253	15:49:26.334

P22 103 1000 Craig GOFFORD			Suzuki -			
IDEAL LAP TIME : 58.693		BEST LAP TIME : 58.727		DIFFERENCE : 0.034		
LAP	SECTOR 1	SECTOR 2	LAP TIME	MPH	DIFF	TIME OF DAY
1 -		23.404	1:06.999	64.90	8.272	15:41:32.800
2 -	35.612	23.202	58.814 (2)	73.93	0.087	15:42:31.614
3 -	35.918	23.393	59.311 (3)	73.31	0.584	15:43:30.925
4 -	35.646	23.081	58.727 (1)	74.04		15:44:29.652

Weather / Track : Cloudy / Dry

Brands Hatch Indy
Circuit Length = 1.2079 miles
Start: 15:40 Flag 15:49 End: 15:50

BMCRC - MRO Championships 2019 - Rnd 1 @ Brands Hatch Indy

BMCRC Rookie 600s & BMCRC Rookie 1000s

RACE 13 - SECTOR ANALYSIS



SECTOR 1 = FL to I1, SECTOR 2 = I1 to FL, DIFF = Difference To Personal Best Lap, P = Crossed Finish Line in Pit Lane, D = Time Disallowed

5 -	36.773	23.447	1:00.220	72.21	1.493	15:45:29.872
6 -	36.658	24.148	1:00.806	71.51	2.079	15:46:30.678
7 -	36.204	23.156	59.360	73.25	0.633	15:47:30.038
8 -	37.275	23.399	1:00.674	71.67	1.947	15:48:30.712
9 -	36.045	24.669	1:00.714	71.62	1.987	15:49:31.426

P23 14 600 Carl BELL			Triumph - Transport Compliance UK, DevMonki			
IDEAL LAP TIME : 57.015		BEST LAP TIME : 57.479	DIFFERENCE : 0.464			
LAP	SECTOR 1	SECTOR 2	LAP TIME	MPH	DIFF	TIME OF DAY
1 -		23.871	1:34.529	46.00	37.050	15:42:00.330
2 -	36.212	24.728	1:00.940	71.35	3.461	15:43:01.270
3 -	35.401	23.921	59.322	73.30	1.843	15:44:00.592
4 -	34.727	23.248	57.975 (3)	75.00	0.496	15:44:58.567
5 -	35.475	22.764	58.239	74.66	0.760	15:45:56.806
6 -	34.935	22.544	57.479 (1)	75.65		15:46:54.285
7 -	35.856	22.578	58.434	74.41	0.955	15:47:52.719
8 -	34.471	23.062	57.533 (2)	75.58	0.054	15:48:50.252
9 -	35.601	23.535	59.136	73.53	1.657	15:49:49.388

P24 624 600 Matthew FEDRICK			Yamaha - Matthew Fedrick farriers ltd			
IDEAL LAP TIME : 58.231		BEST LAP TIME : 58.319	DIFFERENCE : 0.088			
LAP	SECTOR 1	SECTOR 2	LAP TIME	MPH	DIFF	TIME OF DAY
1 -		25.073	1:34.473	46.02	36.154	15:42:00.274
2 -	36.859	25.020	1:01.879	70.27	3.560	15:43:02.153
3 -			59.712	72.82	1.393	15:44:01.865
4 -			59.069	73.61	0.750	15:45:00.934
5 -			59.419	73.18	1.100	15:46:00.353
6 -	35.595	23.241	58.836 (2)	73.91	0.517	15:46:59.189
7 -			59.289	73.34	0.970	15:47:58.478
8 -	36.121	22.860	58.981 (3)	73.72	0.662	15:48:57.459
9 -	35.371	22.948	58.319 (1)	74.56		15:49:55.778

P25 170 600 Paul MILLS			Yamaha - Lydden Hill Circuit			
IDEAL LAP TIME : 58.208		BEST LAP TIME : 58.719	DIFFERENCE : 0.511			
LAP	SECTOR 1	SECTOR 2	LAP TIME	MPH	DIFF	TIME OF DAY
1 -		24.128	1:33.351	46.58	34.632	15:41:59.152
2 -	36.743	24.705	1:01.448	70.76	2.729	15:43:00.600
3 -	35.939	23.960	59.899	72.59	1.180	15:44:00.499
4 -	35.702	23.221	58.923 (3)	73.80	0.204	15:44:59.422
5 -	37.392	22.912	1:00.304	72.11	1.585	15:45:59.726
6 -	35.423	23.296	58.719 (1)	74.05		15:46:58.445
7 -	35.916	23.868	59.784	72.73	1.065	15:47:58.229
8 -	35.993	23.549	59.542	73.03	0.823	15:48:57.771
9 -	36.002	22.785	58.787 (2)	73.97	0.068	15:49:56.558

P26 96 600 Giovanni BELIOSSI			Honda -			
IDEAL LAP TIME : 1:01.483		BEST LAP TIME : 1:01.834	DIFFERENCE : 0.351			
LAP	SECTOR 1	SECTOR 2	LAP TIME	MPH	DIFF	TIME OF DAY
1 -		24.512	1:36.265	45.17	34.431	15:42:02.066
2 -	37.699	25.627	1:03.326	68.67	1.492	15:43:05.392
3 -	39.966	26.817	1:06.783	65.11	4.949	15:44:12.175
4 -	40.575	23.784	1:04.359	67.56	2.525	15:45:16.534
5 -	38.024	24.504	1:02.528 (2)	69.54	0.694	15:46:19.062
6 -	38.741	24.475	1:03.216 (3)	68.78	1.382	15:47:22.278
7 -	37.930	23.904	1:01.834 (1)	70.32		15:48:24.112
8 -	41.037	24.750	1:05.787	66.10	3.953	15:49:29.899

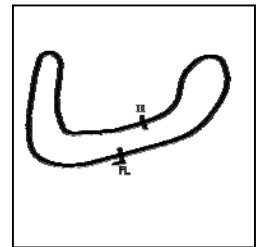
Weather / Track : Cloudy / Dry

Brands Hatch Indy
Circuit Length = 1.2079 miles
Start: 15:40 Flag 15:49 End: 15:50

BMCRC - MRO Championships 2019 - Rnd 1 @ Brands Hatch Indy

BMCRC Rookie 600s & BMCRC Rookie 1000s

RACE 13 - SECTOR ANALYSIS



SECTOR 1 = FL to I1, SECTOR 2 = I1 to FL, DIFF = Difference To Personal Best Lap, P = Crossed Finish Line in Pit Lane, D = Time Disallowed

P27 196 600		Emma PETERSON		Yamaha - Plus racing gear, Helmet city Chichester, WG Tyres B			
IDEAL LAP TIME : 1:02.521		BEST LAP TIME : 1:02.574		DIFFERENCE : 0.053			
LAP	SECTOR 1	SECTOR 2	LAP TIME	MPH	DIFF	TIME OF DAY	
1 -		25.527	1:38.623	44.09	36.049	15:42:04.424	
2 -	38.641	24.874	1:03.515	68.46	0.941	15:43:07.939	
3 -	39.854	24.839	1:04.693	67.21	2.119	15:44:12.632	
4 -	38.699	24.550	1:03.249 (2)	68.75	0.675	15:45:15.881	
5 -	38.439	25.000	1:03.439 (3)	68.54	0.865	15:46:19.320	
6 -	37.971	24.603	1:02.574 (1)	69.49		15:47:21.894	
7 -	40.388	24.705	1:05.093	66.80	2.519	15:48:26.987	
8 -	39.555	25.279	1:04.834	67.07	2.260	15:49:31.821	

P28 49 1000		Glen NEAGLE		Ducati -			
IDEAL LAP TIME : 1:05.640		BEST LAP TIME : 1:05.640		DIFFERENCE : 0.000			
LAP	SECTOR 1	SECTOR 2	LAP TIME	MPH	DIFF	TIME OF DAY	
1 -		26.590	1:13.437	59.21	7.797	15:41:39.238	
2 -	40.275	26.319	1:06.594 (3)	65.30	0.954	15:42:45.832	
3 -	40.451	26.080	1:06.531 (2)	65.36	0.891	15:43:52.363	
4 -	39.636	26.004	1:05.640 (1)	66.24		15:44:58.003	
5 -	41.207	28.144	1:09.351	62.70	3.711	15:46:07.354	
6 -	40.352	26.390	1:06.742	65.15	1.102	15:47:14.096	
7 -	41.360	26.535	1:07.895	64.04	2.255	15:48:21.991	
8 -	42.817	27.520	1:10.337	61.82	4.697	15:49:32.328	

P29 255 600		Victoria HARRIS		Yamaha -			
IDEAL LAP TIME : 1:03.833		BEST LAP TIME : 1:03.985		DIFFERENCE : 0.152			
LAP	SECTOR 1	SECTOR 2	LAP TIME	MPH	DIFF	TIME OF DAY	
1 -		25.597	1:39.088	43.88	35.103	15:42:04.889	
2 -	39.325	24.660	1:03.985 (1)	67.96		15:43:08.874	
3 -	40.078	25.332	1:05.410	66.48	1.425	15:44:14.284	
4 -	40.901	25.364	1:06.265	65.62	2.280	15:45:20.549	
5 -	39.563	24.680	1:04.243 (2)	67.68	0.258	15:46:24.792	
6 -	39.748	24.551	1:04.299	67.63	0.314	15:47:29.091	
7 -	40.395	24.703	1:05.098	66.80	1.113	15:48:34.189	
8 -	39.771	24.508	1:04.279 (3)	67.65	0.294	15:49:38.468	

P30 124 600		Sylvie BOTQUELEN		Suzuki -			
IDEAL LAP TIME : 1:04.336		BEST LAP TIME : 1:05.272		DIFFERENCE : 0.936			
LAP	SECTOR 1	SECTOR 2	LAP TIME	MPH	DIFF	TIME OF DAY	
1 -		26.313	1:42.052	42.61	36.780	15:42:07.853	
2 -	39.302	26.023	1:05.325 (2)	66.56	0.053	15:43:13.178	
3 -	39.875	27.568	1:07.443	64.47	2.171	15:44:20.621	
4 -	40.325	26.161	1:06.486	65.40	1.214	15:45:27.107	
5 -	39.708	26.721	1:06.429	65.46	1.157	15:46:33.536	
6 -	42.034	27.296	1:09.330	62.72	4.058	15:47:42.866	
7 -	39.755	25.517	1:05.272 (1)	66.62		15:48:48.138	
8 -	38.819	26.729	1:05.548 (3)	66.34	0.276	15:49:53.686	

P31 69 1000		Cassandra MCMANUS		Suzuki -			
IDEAL LAP TIME : 1:09.294		BEST LAP TIME : 1:09.497		DIFFERENCE : 0.203			
LAP	SECTOR 1	SECTOR 2	LAP TIME	MPH	DIFF	TIME OF DAY	
1 -		30.258	1:23.962	51.79	14.465	15:41:49.763	
2 -	43.528	28.606	1:12.134	60.28	2.637	15:43:01.897	
3 -	42.088	27.617	1:09.705 (2)	62.38	0.208	15:44:11.602	
4 -	43.404	28.286	1:11.690	60.65	2.193	15:45:23.292	
5 -	42.291	27.206	1:09.497 (1)	62.57		15:46:32.789	
6 -	42.334	27.424	1:09.758 (3)	62.33	0.261	15:47:42.547	
7 -	44.788	27.959	1:12.747	59.77	3.250	15:48:55.294	
8 -	43.267	27.744	1:11.011	61.23	1.514	15:50:06.305	

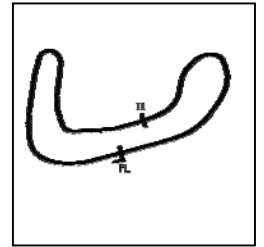
Weather / Track : Cloudy / Dry

Brands Hatch Indy
Circuit Length = 1.2079 miles
Start: 15:40 Flag 15:49 End: 15:50

BMCRC - MRO Championships 2019 - Rnd 1 @ Brands Hatch Indy

BMCRC Rookie 600s & BMCRC Rookie 1000s

RACE 13 - SECTOR ANALYSIS



SECTOR 1 = FL to I1, SECTOR 2 = I1 to FL, DIFF = Difference To Personal Best Lap, P = Crossed Finish Line in Pit Lane, D = Time Disallowed

P32	212	1000	Tim BENNETT	Yamaha - www.maxpowerracing.uk		
IDEAL LAP TIME : 1:13.736		BEST LAP TIME : 1:13.736		DIFFERENCE : 0.000		

LAP	SECTOR 1	SECTOR 2	LAP TIME	MPH	DIFF	TIME OF DAY
1 -		31.250	1:24.524	51.44	10.788	15:41:50.325
2 -	45.830	29.964	1:15.794	57.37	2.058	15:43:06.119
3 -	45.967	29.997	1:15.964	57.24	2.228	15:44:22.083
4 -	46.055	29.777	1:15.832	57.34	2.096	15:45:37.915
5 -	45.330	29.444	1:14.774 (3)	58.15	1.038	15:46:52.689
6 -	44.949	29.252	1:14.201 (2)	58.60	0.465	15:48:06.890
7 -	44.833	28.903	1:13.736 (1)	58.97		15:49:20.626

P33	420	600	Teresa FRITH	Kawasaki -		
IDEAL LAP TIME : 1:14.382		BEST LAP TIME : 1:14.427		DIFFERENCE : 0.045		

LAP	SECTOR 1	SECTOR 2	LAP TIME	MPH	DIFF	TIME OF DAY
1 -		30.397	1:51.126	39.13	36.699	15:42:16.927
2 -	47.063	30.346	1:17.409	56.17	2.982	15:43:34.336
3 -	46.728	30.574	1:17.302	56.25	2.875	15:44:51.638
4 -	47.119	29.764	1:16.883	56.56	2.456	15:46:08.521
5 -	44.688	29.739	1:14.427 (1)	58.42		15:47:22.948
6 -	46.255	29.925	1:16.180 (3)	57.08	1.753	15:48:39.128
7 -	45.667	29.694	1:15.361 (2)	57.70	0.934	15:49:54.489

P34	131	600	Jacob HOAD	Yamaha -		
IDEAL LAP TIME : 55.639		BEST LAP TIME : 55.980		DIFFERENCE : 0.341		

LAP	SECTOR 1	SECTOR 2	LAP TIME	MPH	DIFF	TIME OF DAY
1 -		22.018	1:27.325	49.79	31.345	15:41:53.126
2 -	35.041	21.967	57.008	76.28	1.028	15:42:50.134
3 -	34.167	21.973	56.140 (2)	77.45	0.160	15:43:46.274
4 -	34.839	21.579	56.418 (3)	77.07	0.438	15:44:42.692
5 -	34.060	21.920	55.980 (1)	77.68		15:45:38.672

BMCRC - MRO Championships 2019 - Rnd 1 @ Brands Hatch Indy

BMCRC Rookie 600s & BMCRC Rookie 1000s

RACE 13 - BEST SECTORS

SECTOR 1			SECTOR 2			IDEAL / BEST COMPARISON						
POS	NO	NAME	TIME	NO	NAME	TIME	POS	NO	NAME	IDEAL	BEST	DIFF
									PERFECT LAP	50.908		
1	9	DIXON	30.588	9	DIXON	20.320	1	9	DIXON	50.908	50.908	0.000
2	109	CAYFORD	30.936	91	CHERRETT	20.437	2	109	CAYFORD	51.562	51.934	0.372
3	91	CHERRETT	31.408	316	THOMSON	20.589	3	91	CHERRETT	51.845	52.015	0.170
4	316	THOMSON	31.667	130	BASSETT	20.603	4	316	THOMSON	52.256	52.284	0.028
5	130	BASSETT	31.706	109	CAYFORD	20.626	5	130	BASSETT	52.309	53.043	0.734
6	8	BLOCH	31.902	211	GREGORY	21.010	6	8	BLOCH	53.102	53.226	0.124
7	71	JENKINS	32.142	100	FEARN	21.028	7	100	FEARN	53.280	53.293	0.013
8	100	FEARN	32.252	71	JENKINS	21.179	8	71	JENKINS	53.321	53.401	0.080
9	21	PRINCE	32.578	8	BLOCH	21.200	9	21	PRINCE	53.795	54.139	0.344
10	464	STONEMAN	32.671	21	PRINCE	21.217	10	54	SMITH	53.955	54.595	0.640
11	54	SMITH	32.674	288	REYNOLDS	21.258	11	288	REYNOLDS	54.004	54.172	0.168
12	288	REYNOLDS	32.746	54	SMITH	21.281	12	211	GREGORY	54.137	54.137	0.000
13	119	SMITH	33.006	18	WILLSHER	21.445	13	464	STONEMAN	54.355	54.355	0.000
14	211	GREGORY	33.127	261	BENN	21.520	14	119	SMITH	54.531	54.531	0.000
15	261	BENN	33.179	119	SMITH	21.525	15	261	BENN	54.699	54.824	0.125
16	841	YOUNG	33.408	15	PERKINS	21.545	16	18	WILLSHER	54.855	55.373	0.518
17	18	WILLSHER	33.410	131	HOAD	21.579	17	841	YOUNG	55.086	55.328	0.242
18	128	CLARKE	33.434	841	YOUNG	21.678	18	15	PERKINS	55.440	55.682	0.242
19	16	VAUGHAN	33.778	464	STONEMAN	21.684	19	16	VAUGHAN	55.553	55.768	0.215
20	15	PERKINS	33.895	16	VAUGHAN	21.775	20	131	HOAD	55.639	55.980	0.341
21	707	OKEEFFE	33.970	128	CLARKE	22.220	21	128	CLARKE	55.654	55.755	0.101
22	131	HOAD	34.060	707	OKEEFFE	22.340	22	707	OKEEFFE	56.310	56.312	0.002
23	14	BELL	34.471	14	BELL	22.544	23	14	BELL	57.015	57.479	0.464
24	624	FEDRICK	35.371	170	MILLS	22.785	24	170	MILLS	58.208	58.719	0.511
25	170	MILLS	35.423	624	FEDRICK	22.860	25	624	FEDRICK	58.231	58.319	0.088
26	103	GOFFORD	35.612	103	GOFFORD	23.081	26	103	GOFFORD	58.693	58.727	0.034
27	96	BELIOSSI	37.699	96	BELIOSSI	23.784	27	96	BELIOSSI	1:01.483	1:01.834	0.351
28	196	PETERSON	37.971	255	HARRIS	24.508	28	196	PETERSON	1:02.521	1:02.574	0.053
29	124	BOTQUELEN	38.819	196	PETERSON	24.550	29	255	HARRIS	1:03.833	1:03.985	0.152
30	255	HARRIS	39.325	124	BOTQUELEN	25.517	30	124	BOTQUELEN	1:04.336	1:05.272	0.936
31	49	NEAGLE	39.636	49	NEAGLE	26.004	31	49	NEAGLE	1:05.640	1:05.640	0.000
32	69	MCMANUS	42.088	69	MCMANUS	27.206	32	69	MCMANUS	1:09.294	1:09.497	0.203
33	420	FRITH	44.688	212	BENNETT	28.903	33	212	BENNETT	1:13.736	1:13.736	0.000
34	212	BENNETT	44.833	420	FRITH	29.694	34	420	FRITH	1:14.382	1:14.427	0.045

Weather / Track : Cloudy / Dry

Results can be found at www.tsl-timing.com

Brands Hatch Indy
Circuit Length = 1.2079 miles
Start: 15:40 Flag 15:49 End: 15:50

Printed - 15:56 Saturday, 09 March 2019

BMCRC - MRO Championships 2019 - Rnd 1 @ Brands Hatch Indy

BMCRC Rookie 600s & BMCRC Rookie 1000s

RACE 2 - GRID (12 Laps)



CONTRACTORS LTD

ROW 14		41	903 Jeremy BONSOR	40	42 Kai EVANS		
			1:14.427		1:05.272		
ROW 13		39	420 Teresa FRITH	38	124 Sylvie BOTQUELEN	37	255 Victoria HARRIS
			1:02.574		1:01.834		
ROW 12		36	196 Emma PETERSON	35	96 Giovanni BELIOSSI	34	170 Paul MILLS
			58.319		57.479		
ROW 11		33	624 Matthew FEDRICK	32	14 Carl BELL	31	131 Jacob HOAD
			55.768		55.682		
ROW 10		30	16 Tom VAUGHAN	29	15 Billy PERKINS	28	261 Michael BENN
			54.595		54.531		
ROW 9		27	54 Colin SMITH	26	119 Christopher SMITH	25	464 Luke STONEMAN
			54.172		54.139		
ROW 8		24	288 Toby REYNOLDS	23	21 George PRINCE	22	8 Cedric BLOCH
					53.226		
ROW 7							
ROW 6				17	106 Michael CLARKE	16	212 Tim BENNETT
					1:13.736		
ROW 5		15	69 Cassandra MCMANUS	14	49 Glen NEAGLE	13	103 Craig GOFFORD
			1:09.497		1:05.640		
ROW 4		12	707 Stephen OKEEFFE	11	128 Kevin CLARKE	10	18 Albert WILLISHER
			56.312		55.755		
ROW 3		9	841 Shane YOUNG	8	211 Darren GREGORY	7	71 Seb JENKINS
			55.328		54.137		
ROW 2		6	100 James FEARN	5	130 Joe BASSETT	4	316 Chris THOMSON
			53.293		53.043		
ROW 1		3	91 Michael CHERRETT	2	109 Chris CAYFORD	1	9 Luke DIXON
			52.015		51.934		
						50.908	
						Pole	

Brands Hatch Indy
Circuit Length = 1.2079 miles

These results are provisional until the conclusion of any judicial and technical matters.

Clerk Of Course :		Timekeeper :	
-------------------	--	--------------	--

Results can be found at www.tsl-timing.com

Printed - 15:59 Saturday, 09 March 2019



BMCRC - MRO Championships 2019 - Rnd 1 @ Brands Hatch Indy

BMCRC Rookie 600s & BMCRC Rookie 1000s

RACE 2 - CLASSIFICATION



CONTRACTORS LTD

POS	NO	CL	PIC NAME	ENTRY	LAPS	TIME	GAP	DIFF	MPH	BEST	ON
1	9	1000	1 Luke DIXON	BMW -	10	8:52.696			81.63	51.488	10
2	91	1000	2 Michael CHERRETT	Kawasaki - Bournemouth kawasaki racing	10	8:52.965	0.269	0.269	81.59	51.861	5
3	109	1000	3 Chris CAYFORD	Yamaha -	10	8:54.110	1.414	1.145	81.41	51.947	5
4	130	1000	4 Joe BASSETT	BMW -	10	8:55.122	2.426	1.012	81.26	51.637	10
5	71	1000	5 Seb JENKINS	Yamaha -	10	9:15.129	22.433	20.007	78.33	54.249	6
6	100	1000	6 James FEARN	Honda -	10	9:20.142	27.446	5.013	77.63	54.078	8
7	8	600	1 Cedric BLOCH	Kawasaki - Brigit's Group	10	9:33.177	40.481	13.035	75.86	53.179	5
8	464	600	2 Luke STONEMAN	Kawasaki -	10	9:37.241	44.545	4.064	75.33	54.087	9
9	288	600	3 Toby REYNOLDS	Honda - SKA Accountants Motorcycle tyres uk how	10	9:37.640	44.944	0.399	75.28	54.119	9
10	261	600	4 Michael BENN	Yamaha - Michael Benn Plumbing and Heating	10	9:37.920	45.224	0.280	75.24	54.031	9
11	18	1000	7 Albert WILLISHER	Suzuki - willsher machinery ltd	10	9:42.605	49.909	4.685	74.64	55.863	7
12	211	1000	8 Darren GREGORY	Kawasaki - Fox HVAC Ltd	10	9:47.671	54.975	5.066	73.99	56.610	3
13	128	1000	9 Kevin CLARKE	Suzuki -	10	9:49.582	56.886	1.911	73.75	57.402	5
14	707	1000	10 Stephen OKEEFFE	Yamaha - None	9	8:53.852	1 Lap	1 Lap	73.31	57.840	8
15	16	600	5 Tom VAUGHAN	Yamaha -	9	8:58.180	1 Lap	4.328	72.72	55.985	9
16	54	600	6 Colin SMITH	Yamaha -	9	8:58.684	1 Lap	0.504	72.65	55.657	9
17	841	1000	11 Shane YOUNG	Yamaha -	9	9:03.966	1 Lap	5.282	71.94	57.684	8
18	21	600	7 George PRINCE	Suzuki -	9	9:07.837	1 Lap	3.871	71.43	56.475	4
19	624	600	8 Matthew FEDRICK	Yamaha - Matthew Fedrick farriers ltd	9	9:16.267	1 Lap	8.430	70.35	57.150	3
20	103	1000	12 Craig GOFFORD	Suzuki -	9	9:20.996	1 Lap	4.729	69.76	1:00.374	5
21	14	600	9 Carl BELL	Triumph - Transport Compliance UK, DevMonki	9	9:22.649	1 Lap	1.653	69.55	57.624	6
22	170	600	10 Paul MILLS	Yamaha - Lydden Hill Circuit	9	9:50.109	1 Lap	27.460	66.32	59.310	9
23	196	600	11 Emma PETERSON	Yamaha - Plus racing gear, Helmet city Chichester,	8	9:08.961	2 Laps	1 Lap	63.37	1:02.784	4
24	69	1000	13 Cassandra MCMANUS	Suzuki -	8	9:22.151	2 Laps	13.190	61.88	1:08.053	5
25	42	600	12 Kai EVANS	Suzuki -	8	9:32.364	2 Laps	10.213	60.78	1:06.509	7
26	96	600	13 Giovanni BELIOSSI	Honda -	8	9:40.950	2 Laps	8.586	59.88	1:07.014	7
27	49	1000	14 Glen NEAGLE	Ducati -	8	9:44.495	2 Laps	3.545	59.51	1:10.208	4
28	212	1000	15 Tim BENNETT	Yamaha - www.maxpowerracing.uk	7	9:07.927	3 Laps	1 Lap	55.55	1:15.595	7

NOT CLASSIFIED

DNF	255	600	Victoria HARRIS	Yamaha -	1	1:41.620	9 Laps	6 Laps	42.79		
DNF	316	1000	Chris THOMSON	Suzuki - S Grove contractors	0						

FASTEST LAP

9	1000	Luke DIXON	BMW -	10	51.488	84.45 mph	135.92 kph
8	600	Cedric BLOCH	Kawasaki - Brigit's Group	5	53.179	81.77 mph	131.60 kph

Class 1000 - 92.5% of Race Speed = 75.50 mph

Class 600 - 92.5% of Race Speed = 70.17 mph

Brands Hatch Indy

Circuit Length = 1.2079 miles

Start: 15:03 Flag 15:12 End: 15:13

Weather / Track : Cloudy / Dry

These results are provisional until the conclusion of any judicial and technical matters.

Clerk Of Course :	Timekeeper :
-------------------	--------------

Results can be found at www.tsl-timing.com

Printed - 15:15 Sunday, 10 March 2019



BMCR - MRO Championships 2019 - Rnd 1 @ Brands Hatch Indy

BMCR Rookie 600s & BMCR Rookie 1000s

RACE 2 - LAP CHART

LAP 1 @ 15:04:17.623		
NO	BEHIND	LAP TIME

109		58.299
91	0.140	58.439
9	1.960	1:00.259
71	2.813	1:01.112
100	3.214	1:01.513
130	3.652	1:01.951
211	5.891	1:04.190
707	7.304	1:05.603
18	8.408	1:06.707
128	8.944	1:07.243
841	9.725	1:08.024
103	11.156	1:09.455
49	19.942	1:18.241
69	22.454	1:20.753
288	25.576	1:23.875
464	26.102	1:24.401
21	26.161	1:24.460
8	26.331	1:24.630
261	26.578	1:24.877
16	27.247	1:25.546
54	28.129	1:26.428
212	31.634	1:29.933
624	31.669	1:29.968
14	31.877	1:30.176
170	36.689	1:34.988
196	40.084	1:38.383
96	40.856	1:39.155
42	41.490	1:39.789
255	43.321	1:41.620

LAP 2 @ 15:05:11.127		
NO	BEHIND	LAP TIME

91		53.364
109	0.074	53.578
9	1.803	53.347
71	3.870	54.561
130	4.010	53.862
100	5.342	55.632
211	9.492	57.105
707	12.560	58.760
18	12.600	57.696
128	12.875	57.435
841	16.236	1:00.015
103	19.194	1:01.542
288	27.557	55.485
464	27.973	55.375
8	28.308	55.481
261	28.550	55.476
16	31.065	57.322
21	31.751	59.094
54	31.969	57.344
49	37.881	1:11.443
14	38.023	59.650
624	38.083	59.918
69	38.203	1:09.253
170	46.808	1:03.623

LAP 3 @ 15:06:04.630		
NO	BEHIND	LAP TIME

109		53.429
91	0.204	53.707

196	1 Lap	1:07.321
212	1 Lap	1:16.853
9	1.915	53.615
130	3.315	52.808
42	1 Lap	1:09.509
96	1 Lap	1:10.829
71	5.417	55.050
100	7.906	56.067
211	12.599	56.610
18	17.142	58.045
128	17.800	58.428
707	18.596	59.539
841	23.743	1:01.010
103	26.678	1:00.987
288	28.705	54.651
464	29.559	55.089
8	29.740	54.935
261	29.981	54.934
16	34.186	56.624
54	34.928	56.462
21	35.447	57.199
624	41.730	57.150
14	42.498	57.978

LAP 4 @ 15:06:57.781		
NO	BEHIND	LAP TIME

91		52.947
109	0.279	53.430
69	1 Lap	1:08.770
9	1.872	53.108
130	3.167	53.003
170	1 Lap	1:03.517
49	1 Lap	1:12.473
71	6.869	54.603
100	10.907	56.152
196	1 Lap	1:04.126
211	18.053	58.605
42	1 Lap	1:09.011
18	22.424	58.433
128	22.839	58.190
96	1 Lap	1:11.355
707	23.922	58.477
212	1 Lap	1:17.783
288	30.180	54.626
841	30.980	1:00.388
464	31.238	54.830
8	31.332	54.743
261	31.815	54.985
103	34.873	1:01.346
16	37.102	56.067
54	38.079	56.302
21	38.771	56.475
624	46.334	57.755
14	47.540	58.193

LAP 5 @ 15:07:49.642		
NO	BEHIND	LAP TIME

91		51.861
109	0.365	51.947
9	2.646	52.635
130	3.571	52.265
71	9.584	54.576
100	15.206	56.160
170	1 Lap	1:04.695

69	1 Lap	1:08.184
49	1 Lap	1:10.208
196	1 Lap	1:02.784
211	23.693	57.501
18	27.652	57.089
128	28.380	57.402
707	30.324	58.263
8	32.650	53.179
288	32.865	54.546
464	34.203	54.826
261	34.352	54.398
42	1 Lap	1:07.418
841	39.108	59.989
96	1 Lap	1:08.503
16	41.496	56.255
54	42.323	56.105
103	43.386	1:00.374
21	44.700	57.790
212	1 Lap	1:15.803

LAP 6 @ 15:08:41.853		
NO	BEHIND	LAP TIME

91		52.211
624	1 Lap	58.018
109	0.464	52.310
14	1 Lap	57.877
9	2.141	51.706
130	3.021	51.661
71	11.622	54.249
100	17.168	54.173
170	1 Lap	1:01.672
211	30.406	58.924
69	1 Lap	1:08.053
18	32.930	57.489
196	1 Lap	1:03.816
8	34.220	53.781
128	34.881	58.712
288	35.602	54.948
707	36.641	58.528
464	36.655	54.663
261	37.005	54.864
49	1 Lap	1:12.819
16	45.906	56.621
841	45.966	59.069
54	46.427	56.315
42	1 Lap	1:06.538
21	50.105	57.616

LAP 7 @ 15:09:34.361		
NO	BEHIND	LAP TIME

91		52.508
103	1 Lap	1:01.514
109	0.333	52.377
9	2.139	52.506
130	3.028	52.515
96	2 Laps	1:09.120
624	1 Lap	57.498
14	1 Lap	57.624
71	13.484	54.370
100	19.355	54.695
212	2 Laps	1:15.756
170	1 Lap	59.438
8	35.478	53.766
211	35.514	57.616

18	36.285	55.863
288	37.633	54.539
464	39.224	55.077
261	39.604	55.107
128	40.238	57.865
707	42.999	58.866
196	1 Lap	1:06.120
16	50.092	56.694
69	1 Lap	1:10.194
54	50.493	56.574

LAP 8 @ 15:10:26.627		
NO	BEHIND	LAP TIME

91		52.266
841	1 Lap	59.155
109	1.675	53.608
9	2.085	52.212
130	3.030	52.268
21	1 Lap	58.833
103	1 Lap	1:02.980
624	1 Lap	58.409
42	2 Laps	1:06.762
49	2 Laps	1:13.908
14	1 Lap	59.227
71	16.379	55.161
96	2 Laps	1:07.715
100	21.167	54.078
8	36.944	53.732
288	41.508	56.141
18	41.591	57.572
464	41.722	54.764
261	42.417	55.079
170	1 Lap	1:01.963
211	43.176	59.928
212	2 Laps	1:16.204
128	45.890	57.918
707	48.573	57.840

LAP 9 @ 15:11:19.964		
NO	BEHIND	LAP TIME

91		53.337
9	0.568	51.820
109	1.435	53.097
16	1 Lap	57.066
54	1 Lap	57.497
130	2.845	53.152
841	1 Lap	57.684
196	2 Laps	1:03.245
21	1 Lap	57.676
69	2 Laps	1:08.757
624	1 Lap	58.675
103	1 Lap	1:00.433
71	18.914	55.872
14	1 Lap	1:00.761
100	23.273	55.443
42	2 Laps	1:06.509
49	2 Laps	1:12.344
96	2 Laps	1:07.014
8	37.500	53.893
288	42.290	54.119
464	42.472	54.087
261	43.111	54.031
18	45.414	57.160
170	1 Lap	1:00.903

LAP 10 @ 15:12:12.020		
NO	BEHIND	LAP TIME

9		51.488
91	0.269	52.325
707	1 Lap	57.976
109	1.414	52.035
130	2.426	51.637
16	1 Lap	55.985
54	1 Lap	55.657
841	1 Lap	58.632
21	1 Lap	58.694
212	3 Laps	1:15.595
196	2 Laps	1:03.166
71	22.433	55.575
624	1 Lap	58.876
100	27.446	56.229
103	1 Lap	1:02.365
69	2 Laps	1:08.187
14	1 Lap	1:01.163
42	2 Laps	1:06.828
8	40.481	55.037
464	44.545	54.129
288	44.944	54.710
261	45.224	54.169
96	2 Laps	1:07.259
18	49.909	56.551
49	2 Laps	1:13.059
211	54.975	56.834
128	56.886	58.108
170	1 Lap	59.310

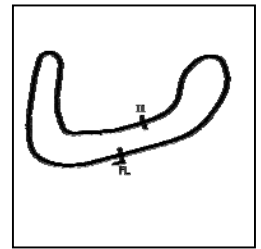
Weather / Track : Cloudy / Dry

Brands Hatch Indy
Circuit Length = 1.2079 miles
Start: 15:03 Flag 15:12 End: 15:13

BMCRC - MRO Championships 2019 - Rnd 1 @ Brands Hatch Indy

BMCRC Rookie 600s & BMCRC Rookie 1000s

RACE 2 - SECTOR ANALYSIS



SECTOR 1 = FL to I1, SECTOR 2 = I1 to FL, DIFF = Difference To Personal Best Lap, P = Crossed Finish Line in Pit Lane, D = Time Disallowed

P1		9 1000	Luke DIXON	BMW -		
IDEAL LAP TIME : 51.394		BEST LAP TIME : 51.488		DIFFERENCE : 0.094		
LAP	SECTOR 1	SECTOR 2	LAP TIME	MPH	DIFF	TIME OF DAY
1 -		21.483	1:00.259	72.16	8.771	15:04:19.583
2 -	32.372	20.975	53.347	81.51	1.859	15:05:12.930
3 -	31.849	21.766	53.615	81.10	2.127	15:06:06.545
4 -	31.822	21.286	53.108	81.88	1.620	15:06:59.653
5 -	31.909	20.726	52.635	82.61	1.147	15:07:52.288
6 -	31.129	20.577	51.706 (2)	84.10	0.218	15:08:43.994
7 -	32.079	20.427	52.506	82.82	1.018	15:09:36.500
8 -	31.288	20.924	52.212	83.28	0.724	15:10:28.712
9 -	31.372	20.448	51.820 (3)	83.91	0.332	15:11:20.532
10 -	30.967	20.521	51.488 (1)	84.45		15:12:12.020

P2		91 1000	Michael CHERRETT	Kawasaki - Bournemouth kawasaki racing		
IDEAL LAP TIME : 51.682		BEST LAP TIME : 51.861		DIFFERENCE : 0.179		
LAP	SECTOR 1	SECTOR 2	LAP TIME	MPH	DIFF	TIME OF DAY
1 -		20.574	58.439	74.41	6.578	15:04:17.763
2 -	32.441	20.923	53.364	81.48	1.503	15:05:11.127
3 -	32.236	21.471	53.707	80.96	1.846	15:06:04.834
4 -	31.599	21.348	52.947	82.13	1.086	15:06:57.781
5 -	31.108	20.753	51.861 (1)	83.85		15:07:49.642
6 -	31.363	20.848	52.211 (2)	83.28	0.350	15:08:41.853
7 -	31.602	20.906	52.508	82.81	0.647	15:09:34.361
8 -	31.441	20.825	52.266 (3)	83.20	0.405	15:10:26.627
9 -	32.722	20.615	53.337	81.53	1.476	15:11:19.964
10 -	31.700	20.625	52.325	83.10	0.464	15:12:12.289

P3		109 1000	Chris CAYFORD	Yamaha -		
IDEAL LAP TIME : 51.945		BEST LAP TIME : 51.947		DIFFERENCE : 0.002		
LAP	SECTOR 1	SECTOR 2	LAP TIME	MPH	DIFF	TIME OF DAY
1 -		21.167	58.299	74.59	6.352	15:04:17.623
2 -	32.372	21.206	53.578	81.16	1.631	15:05:11.201
3 -	31.944	21.485	53.429	81.39	1.482	15:06:04.630
4 -	31.601	21.829	53.430	81.38	1.483	15:06:58.060
5 -	31.384	20.563	51.947 (1)	83.71		15:07:50.007
6 -	31.382	20.928	52.310 (3)	83.13	0.363	15:08:42.317
7 -	31.495	20.882	52.377	83.02	0.430	15:09:34.694
8 -	32.848	20.760	53.608	81.11	1.661	15:10:28.302
9 -	32.005	21.092	53.097	81.89	1.150	15:11:21.399
10 -	31.401	20.634	52.035 (2)	83.57	0.088	15:12:13.434

P4		130 1000	Joe BASSETT	BMW -		
IDEAL LAP TIME : 51.352		BEST LAP TIME : 51.637		DIFFERENCE : 0.285		
LAP	SECTOR 1	SECTOR 2	LAP TIME	MPH	DIFF	TIME OF DAY
1 -		21.780	1:01.951	70.19	10.314	15:04:21.275
2 -	32.975	20.887	53.862	80.73	2.225	15:05:15.137
3 -	31.919	20.889	52.808	82.34	1.171	15:06:07.945
4 -	31.950	21.053	53.003	82.04	1.366	15:07:00.948
5 -	31.777	20.488	52.265 (3)	83.20	0.628	15:07:53.213
6 -	31.318	20.343	51.661 (2)	84.17	0.024	15:08:44.874
7 -	31.895	20.620	52.515	82.80	0.878	15:09:37.389
8 -	31.809	20.459	52.268	83.19	0.631	15:10:29.657
9 -	31.887	21.265	53.152	81.81	1.515	15:11:22.809
10 -	31.603	20.034	51.637 (1)	84.21		15:12:14.446

P5		71 1000	Seb JENKINS	Yamaha -		
IDEAL LAP TIME : 54.032		BEST LAP TIME : 54.249		DIFFERENCE : 0.217		
LAP	SECTOR 1	SECTOR 2	LAP TIME	MPH	DIFF	TIME OF DAY

Weather / Track : Cloudy / Dry

Brands Hatch Indy
Circuit Length = 1.2079 miles
Start: 15:03 Flag 15:12 End: 15:13

BMCRC - MRO Championships 2019 - Rnd 1 @ Brands Hatch Indy

BMCRC Rookie 600s & BMCRC Rookie 1000s

RACE 2 - SECTOR ANALYSIS



SECTOR 1 = FL to I1, SECTOR 2 = I1 to FL, DIFF = Difference To Personal Best Lap, P = Crossed Finish Line in Pit Lane, D = Time Disallowed

1 -		21.722	1:01.112	71.15	6.863	15:04:20.436
2 -	32.917	21.644	54.561 (3)	79.70	0.312	15:05:14.997
3 -	33.013	22.037	55.050	78.99	0.801	15:06:10.047
4 -	32.607	21.996	54.603	79.64	0.354	15:07:04.650
5 -	32.849	21.727	54.576	79.67	0.327	15:07:59.226
6 -	32.396	21.853	54.249 (1)	80.16		15:08:53.475
7 -	32.734	21.636	54.370 (2)	79.98	0.121	15:09:47.845
8 -	32.912	22.249	55.161	78.83	0.912	15:10:43.006
9 -	33.746	22.126	55.872	77.83	1.623	15:11:38.878
10 -	33.537	22.038	55.575	78.24	1.326	15:12:34.453

P6 100 1000 James FEARN			Honda -			
IDEAL LAP TIME : 54.066		BEST LAP TIME : 54.078		DIFFERENCE : 0.012		
LAP	SECTOR 1	SECTOR 2	LAP TIME	MPH	DIFF	TIME OF DAY
1 -		21.568	1:01.513	70.69	7.435	15:04:20.837
2 -	33.967	21.665	55.632	78.16	1.554	15:05:16.469
3 -	33.845	22.222	56.067	77.56	1.989	15:06:12.536
4 -	34.356	21.796	56.152	77.44	2.074	15:07:08.688
5 -	34.042	22.118	56.160	77.43	2.082	15:08:04.848
6 -	32.749	21.424	54.173 (2)	80.27	0.095	15:08:59.021
7 -	33.050	21.645	54.695 (3)	79.50	0.617	15:09:53.716
8 -	32.642	21.436	54.078 (1)	80.41		15:10:47.794
9 -	33.723	21.720	55.443	78.43	1.365	15:11:43.237
10 -	32.949	23.280	56.229	77.33	2.151	15:12:39.466

P7 8 600 Cedric BLOCH			Kawasaki - Brigit's Group			
IDEAL LAP TIME : 53.179		BEST LAP TIME : 53.179		DIFFERENCE : 0.000		
LAP	SECTOR 1	SECTOR 2	LAP TIME	MPH	DIFF	TIME OF DAY
1 -		22.629	1:24.630	51.38	31.451	15:04:43.954
2 -	33.682	21.799	55.481	78.38	2.302	15:05:39.435
3 -	33.502	21.433	54.935	79.15	1.756	15:06:34.370
4 -	33.145	21.598	54.743	79.43	1.564	15:07:29.113
5 -	31.879	21.300	53.179 (1)	81.77		15:08:22.292
6 -	32.253	21.528	53.781	80.85	0.602	15:09:16.073
7 -	32.065	21.701	53.766 (3)	80.88	0.587	15:10:09.839
8 -	32.130	21.602	53.732 (2)	80.93	0.553	15:11:03.571
9 -	32.390	21.503	53.893	80.68	0.714	15:11:57.464
10 -	33.038	21.999	55.037	79.01	1.858	15:12:52.501

P8 464 600 Luke STONEMAN			Kawasaki -			
IDEAL LAP TIME : 53.887		BEST LAP TIME : 54.087		DIFFERENCE : 0.200		
LAP	SECTOR 1	SECTOR 2	LAP TIME	MPH	DIFF	TIME OF DAY
1 -		22.605	1:24.401	51.52	30.314	15:04:43.725
2 -	33.552	21.823	55.375	78.53	1.288	15:05:39.100
3 -	33.328	21.761	55.089	78.93	1.002	15:06:34.189
4 -	33.213	21.617	54.830	79.31	0.743	15:07:29.019
5 -	32.967	21.859	54.826	79.31	0.739	15:08:23.845
6 -	32.975	21.688	54.663 (3)	79.55	0.576	15:09:18.508
7 -	33.281	21.796	55.077	78.95	0.990	15:10:13.585
8 -	32.853	21.911	54.764	79.40	0.677	15:11:08.349
9 -	32.562	21.525	54.087 (1)	80.40		15:12:02.436
10 -	32.362	21.767	54.129 (2)	80.33	0.042	15:12:56.565

P9 288 600 Toby REYNOLDS			Honda - SKA Accountants Motorcycle tyres uk howesyourheati			
IDEAL LAP TIME : 54.053		BEST LAP TIME : 54.119		DIFFERENCE : 0.066		
LAP	SECTOR 1	SECTOR 2	LAP TIME	MPH	DIFF	TIME OF DAY
1 -		22.319	1:23.875	51.84	29.756	15:04:43.199
2 -	33.949	21.536	55.485	78.37	1.366	15:05:38.684
3 -	33.121	21.530	54.651	79.57	0.532	15:06:33.335
4 -	33.044	21.582	54.626	79.60	0.507	15:07:27.961

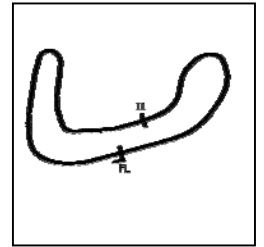
Weather / Track : Cloudy / Dry

Brands Hatch Indy
Circuit Length = 1.2079 miles
Start: 15:03 Flag 15:12 End: 15:13

BMCRC - MRO Championships 2019 - Rnd 1 @ Brands Hatch Indy

BMCRC Rookie 600s & BMCRC Rookie 1000s

RACE 2 - SECTOR ANALYSIS



SECTOR 1 = FL to I1, SECTOR 2 = I1 to FL, DIFF = Difference To Personal Best Lap, P = Crossed Finish Line in Pit Lane, D = Time Disallowed

5 -	33.064	21.482	54.546 (3)	79.72	0.427	15:08:22.507
6 -	33.004	21.944	54.948	79.14	0.829	15:09:17.455
7 -	33.190	21.349	54.539 (2)	79.73	0.420	15:10:11.994
8 -	33.264	22.877	56.141	77.45	2.022	15:11:08.135
9 -	32.704	21.415	54.119 (1)	80.35		15:12:02.254
10 -	33.133	21.577	54.710	79.48	0.591	15:12:56.964

P10	261	600	Michael BENN	Yamaha - Michael Benn Plumbing and Heating
IDEAL LAP TIME : 53.662		BEST LAP TIME : 54.031		DIFFERENCE : 0.369

LAP	SECTOR 1	SECTOR 2	LAP TIME	MPH	DIFF	TIME OF DAY
1 -		22.652	1:24.877	51.23	30.846	15:04:44.201
2 -	34.083	21.393	55.476	78.38	1.445	15:05:39.677
3 -	33.456	21.478	54.934	79.16	0.903	15:06:34.611
4 -	33.567	21.418	54.985	79.08	0.954	15:07:29.596
5 -	33.012	21.386	54.398 (3)	79.94	0.367	15:08:23.994
6 -	33.142	21.722	54.864	79.26	0.833	15:09:18.858
7 -	33.621	21.486	55.107	78.91	1.076	15:10:13.965
8 -	33.118	21.961	55.079	78.95	1.048	15:11:09.044
9 -	32.890	21.141	54.031 (1)	80.48		15:12:03.075
10 -	32.521	21.648	54.169 (2)	80.27	0.138	15:12:57.244

P11	18	1000	Albert WILLISHER	Suzuki - willsher machinery ltd
IDEAL LAP TIME : 55.863		BEST LAP TIME : 55.863		DIFFERENCE : 0.000

LAP	SECTOR 1	SECTOR 2	LAP TIME	MPH	DIFF	TIME OF DAY
1 -		23.353	1:06.707	65.18	10.844	15:04:26.031
2 -	35.190	22.506	57.696	75.37	1.833	15:05:23.727
3 -	35.183	22.862	58.045	74.91	2.182	15:06:21.772
4 -	35.397	23.036	58.433	74.42	2.570	15:07:20.205
5 -	34.664	22.425	57.089 (3)	76.17	1.226	15:08:17.294
6 -	35.001	22.488	57.489	75.64	1.626	15:09:14.783
7 -	33.965	21.898	55.863 (1)	77.84		15:10:10.646
8 -	34.444	23.128	57.572	75.53	1.709	15:11:08.218
9 -	34.775	22.385	57.160	76.07	1.297	15:12:05.378
10 -	34.314	22.237	56.551 (2)	76.89	0.688	15:13:01.929

P12	211	1000	Darren GREGORY	Kawasaki - Fox HVAC Ltd
IDEAL LAP TIME : 56.426		BEST LAP TIME : 56.610		DIFFERENCE : 0.184

LAP	SECTOR 1	SECTOR 2	LAP TIME	MPH	DIFF	TIME OF DAY
1 -		22.484	1:04.190	67.74	7.580	15:04:23.514
2 -	35.050	22.055	57.105 (3)	76.15	0.495	15:05:20.619
3 -	34.371	22.239	56.610 (1)	76.81		15:06:17.229
4 -	35.533	23.072	58.605	74.20	1.995	15:07:15.834
5 -	35.154	22.347	57.501	75.62	0.891	15:08:13.335
6 -	36.210	22.714	58.924	73.80	2.314	15:09:12.259
7 -	34.910	22.706	57.616	75.47	1.006	15:10:09.875
8 -	35.380	24.548	59.928	72.56	3.318	15:11:09.803
9 -	37.003	23.355	1:00.358	72.04	3.748	15:12:10.161
10 -	34.506	22.328	56.834 (2)	76.51	0.224	15:13:06.995

P13	128	1000	Kevin CLARKE	Suzuki -
IDEAL LAP TIME : 56.809		BEST LAP TIME : 57.402		DIFFERENCE : 0.593

LAP	SECTOR 1	SECTOR 2	LAP TIME	MPH	DIFF	TIME OF DAY
1 -		23.311	1:07.243	64.66	9.841	15:04:26.567
2 -	34.973	22.462	57.435 (2)	75.71	0.033	15:05:24.002
3 -	35.275	23.153	58.428	74.42	1.026	15:06:22.430
4 -	35.151	23.039	58.190	74.73	0.788	15:07:20.620
5 -	34.347	23.055	57.402 (1)	75.75		15:08:18.022
6 -	36.110	22.602	58.712	74.06	1.310	15:09:16.734
7 -	34.891	22.974	57.865 (3)	75.15	0.463	15:10:14.599
8 -	35.103	22.815	57.918	75.08	0.516	15:11:12.517

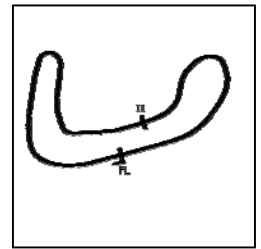
Weather / Track : Cloudy / Dry

Brands Hatch Indy
Circuit Length = 1.2079 miles
Start: 15:03 Flag 15:12 End: 15:13

BMCRC - MRO Championships 2019 - Rnd 1 @ Brands Hatch Indy

BMCRC Rookie 600s & BMCRC Rookie 1000s

RACE 2 - SECTOR ANALYSIS



SECTOR 1 = FL to I1, SECTOR 2 = I1 to FL, DIFF = Difference To Personal Best Lap, P = Crossed Finish Line in Pit Lane, D = Time Disallowed

9 -	34.705	23.576	58.281	74.61	0.879	15:12:10.798
10 -	35.341	22.767	58.108	74.83	0.706	15:13:08.906

P14	707	1000	Stephen OKEEFFE	Yamaha - None		
IDEAL LAP TIME : 57.251		BEST LAP TIME : 57.840		DIFFERENCE : 0.589		
LAP	SECTOR 1	SECTOR 2	LAP TIME	MPH	DIFF	TIME OF DAY
1 -		23.448	1:05.603	66.28	7.763	15:04:24.927
2 -	35.329	23.431	58.760	74.00	0.920	15:05:23.687
3 -	36.274	23.265	59.539	73.03	1.699	15:06:23.226
4 -	35.315	23.162	58.477	74.36	0.637	15:07:21.703
5 -	35.272	22.991	58.263 (3)	74.63	0.423	15:08:19.966
6 -	35.252	23.276	58.528	74.29	0.688	15:09:18.494
7 -	35.540	23.326	58.866	73.87	1.026	15:10:17.360
8 -	34.648	23.192	57.840 (1)	75.18		15:11:15.200
9 -	35.373	22.603	57.976 (2)	75.00	0.136	15:12:13.176

P15	16	600	Tom VAUGHAN	Yamaha -		
IDEAL LAP TIME : 55.798		BEST LAP TIME : 55.985		DIFFERENCE : 0.187		
LAP	SECTOR 1	SECTOR 2	LAP TIME	MPH	DIFF	TIME OF DAY
1 -		23.062	1:25.546	50.83	29.561	15:04:44.870
2 -	35.101	22.221	57.322	75.86	1.337	15:05:42.192
3 -	34.365	22.259	56.624	76.79	0.639	15:06:38.816
4 -	33.935	22.132	56.067 (2)	77.56	0.082	15:07:34.883
5 -	34.192	22.063	56.255 (3)	77.30	0.270	15:08:31.138
6 -	34.345	22.276	56.621	76.80	0.636	15:09:27.759
7 -	34.288	22.406	56.694	76.70	0.709	15:10:24.453
8 -	35.025	22.041	57.066	76.20	1.081	15:11:21.519
9 -	34.122	21.863	55.985 (1)	77.67		15:12:17.504

P16	54	600	Colin SMITH	Yamaha -		
IDEAL LAP TIME : 55.387		BEST LAP TIME : 55.657		DIFFERENCE : 0.270		
LAP	SECTOR 1	SECTOR 2	LAP TIME	MPH	DIFF	TIME OF DAY
1 -		22.693	1:26.428	50.31	30.771	15:04:45.752
2 -	35.217	22.127	57.344	75.83	1.687	15:05:43.096
3 -	34.534	21.928	56.462	77.01	0.805	15:06:39.558
4 -	33.804	22.498	56.302 (3)	77.23	0.645	15:07:35.860
5 -	33.770	22.335	56.105 (2)	77.50	0.448	15:08:31.965
6 -	34.084	22.231	56.315	77.21	0.658	15:09:28.280
7 -	34.152	22.422	56.574	76.86	0.917	15:10:24.854
8 -	35.618	21.879	57.497	75.63	1.840	15:11:22.351
9 -	33.508	22.149	55.657 (1)	78.13		15:12:18.008

P17	841	1000	Shane YOUNG	Yamaha -		
IDEAL LAP TIME : 57.684		BEST LAP TIME : 57.684		DIFFERENCE : 0.000		
LAP	SECTOR 1	SECTOR 2	LAP TIME	MPH	DIFF	TIME OF DAY
1 -		23.888	1:08.024	63.92	10.340	15:04:27.348
2 -	36.555	23.460	1:00.015	72.45	2.331	15:05:27.363
3 -	37.305	23.705	1:01.010	71.27	3.326	15:06:28.373
4 -	37.036	23.352	1:00.388	72.01	2.704	15:07:28.761
5 -	36.254	23.735	59.989	72.49	2.305	15:08:28.750
6 -	36.072	22.997	59.069 (3)	73.61	1.385	15:09:27.819
7 -	36.313	22.842	59.155	73.51	1.471	15:10:26.974
8 -	34.863	22.821	57.684 (1)	75.38		15:11:24.658
9 -	35.782	22.850	58.632 (2)	74.16	0.948	15:12:23.290

P18	21	600	George PRINCE	Suzuki -		
IDEAL LAP TIME : 56.475		BEST LAP TIME : 56.475		DIFFERENCE : 0.000		
LAP	SECTOR 1	SECTOR 2	LAP TIME	MPH	DIFF	TIME OF DAY
1 -		23.130	1:24.460	51.48	27.985	15:04:43.784

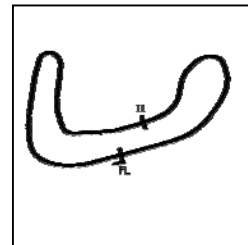
Weather / Track : Cloudy / Dry

Brands Hatch Indy
Circuit Length = 1.2079 miles
Start: 15:03 Flag 15:12 End: 15:13

BMCRC - MRO Championships 2019 - Rnd 1 @ Brands Hatch Indy

BMCRC Rookie 600s & BMCRC Rookie 1000s

RACE 2 - SECTOR ANALYSIS



SECTOR 1 = FL to I1, SECTOR 2 = I1 to FL, DIFF = Difference To Personal Best Lap, P = Crossed Finish Line in Pit Lane, D = Time Disallowed

2 -	36.262	22.832	59.094	73.58	2.619	15:05:42.878
3 -	35.024	22.175	57.199 (2)	76.02	0.724	15:06:40.077
4 -	34.365	22.110	56.475 (1)	77.00		15:07:36.552
5 -	34.467	23.323	57.790	75.24	1.315	15:08:34.342
6 -	35.445	22.171	57.616 (3)	75.47	1.141	15:09:31.958
7 -	36.264	22.569	58.833	73.91	2.358	15:10:30.791
8 -	34.990	22.686	57.676	75.39	1.201	15:11:28.467
9 -	34.955	23.739	58.694	74.08	2.219	15:12:27.161

P19 624 600 Matthew FEDRICK			Yamaha - Matthew Fedrick farriers ltd			
IDEAL LAP TIME : 57.039		BEST LAP TIME : 57.150		DIFFERENCE : 0.111		
LAP	SECTOR 1	SECTOR 2	LAP TIME	MPH	DIFF	TIME OF DAY
1 -		23.915	1:29.968	48.33	32.818	15:04:49.292
2 -			59.918	72.57	2.768	15:05:49.210
3 -	34.403	22.747	57.150 (1)	76.09		15:06:46.360
4 -	35.119	22.636	57.755 (3)	75.29	0.605	15:07:44.115
5 -	35.058	22.960	58.018	74.95	0.868	15:08:42.133
6 -	34.773	22.725	57.498 (2)	75.63	0.348	15:09:39.631
7 -	35.311	23.098	58.409	74.45	1.259	15:10:38.040
8 -	35.755	22.920	58.675	74.11	1.525	15:11:36.715
9 -	36.202	22.674	58.876	73.86	1.726	15:12:35.591

P20 103 1000 Craig GOFFORD			Suzuki -			
IDEAL LAP TIME : 59.869		BEST LAP TIME : 1:00.374		DIFFERENCE : 0.505		
LAP	SECTOR 1	SECTOR 2	LAP TIME	MPH	DIFF	TIME OF DAY
1 -		24.200	1:09.455	62.61	9.081	15:04:28.779
2 -	37.763	23.779	1:01.542	70.66	1.168	15:05:30.321
3 -	37.358	23.629	1:00.987 (3)	71.30	0.613	15:06:31.308
4 -	37.731	23.615	1:01.346	70.88	0.972	15:07:32.654
5 -	36.503	23.871	1:00.374 (1)	72.02		15:08:33.028
6 -	38.021	23.493	1:01.514	70.69	1.140	15:09:34.542
7 -	37.546	25.434	1:02.980	69.04	2.606	15:10:37.522
8 -	37.067	23.366	1:00.433 (2)	71.95	0.059	15:11:37.955
9 -	37.528	24.837	1:02.365	69.72	1.991	15:12:40.320

P21 14 600 Carl BELL			Triumph - Transport Compliance UK, DevMonki			
IDEAL LAP TIME : 57.624		BEST LAP TIME : 57.624		DIFFERENCE : 0.000		
LAP	SECTOR 1	SECTOR 2	LAP TIME	MPH	DIFF	TIME OF DAY
1 -		24.046	1:30.176	48.22	32.552	15:04:49.500
2 -	35.814	23.836	59.650	72.90	2.026	15:05:49.150
3 -	35.060	22.918	57.978 (3)	75.00	0.354	15:06:47.128
4 -	35.347	22.846	58.193	74.72	0.569	15:07:45.321
5 -	35.010	22.867	57.877 (2)	75.13	0.253	15:08:43.198
6 -	34.950	22.674	57.624 (1)	75.46		15:09:40.822
7 -	36.169	23.058	59.227	73.42	1.603	15:10:40.049
8 -	37.045	23.716	1:00.761	71.56	3.137	15:11:40.810
9 -	35.505	25.658	1:01.163	71.09	3.539	15:12:41.973

P22 170 600 Paul MILLS			Yamaha - Lydden Hill Circuit			
IDEAL LAP TIME : 59.200		BEST LAP TIME : 59.310		DIFFERENCE : 0.110		
LAP	SECTOR 1	SECTOR 2	LAP TIME	MPH	DIFF	TIME OF DAY
1 -		25.507	1:34.988	45.78	35.678	15:04:54.312
2 -	38.572	25.051	1:03.623	68.34	4.313	15:05:57.935
3 -	38.152	25.365	1:03.517	68.46	4.207	15:07:01.452
4 -	38.348	26.347	1:04.695	67.21	5.385	15:08:06.147
5 -	37.476	24.196	1:01.672	70.51	2.362	15:09:07.819
6 -	35.998	23.440	59.438 (2)	73.16	0.128	15:10:07.257
7 -	37.385	24.578	1:01.963	70.18	2.653	15:11:09.220
8 -	37.150	23.753	1:00.903 (3)	71.40	1.593	15:12:10.123
9 -	36.108	23.202	59.310 (1)	73.31		15:13:09.433

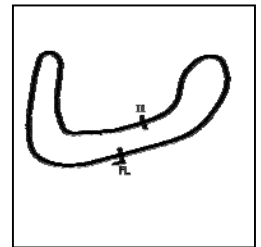
Weather / Track : Cloudy / Dry

Brands Hatch Indy
Circuit Length = 1.2079 miles
Start: 15:03 Flag 15:12 End: 15:13

BMCRC - MRO Championships 2019 - Rnd 1 @ Brands Hatch Indy

BMCRC Rookie 600s & BMCRC Rookie 1000s

RACE 2 - SECTOR ANALYSIS



SECTOR 1 = FL to I1, SECTOR 2 = I1 to FL, DIFF = Difference To Personal Best Lap, P = Crossed Finish Line in Pit Lane, D = Time Disallowed

P23 196 600		Emma PETERSON		Yamaha - Plus racing gear, Helmet city Chichester, WG Tyres B		
IDEAL LAP TIME :		BEST LAP TIME : 1:02.784		DIFFERENCE :		
LAP	SECTOR 1	SECTOR 2	LAP TIME	MPH	DIFF	TIME OF DAY
1 -			1:38.383	44.20	35.599	15:04:57.707
2 -			1:07.321	64.59	4.537	15:06:05.028
3 -			1:04.126	67.81	1.342	15:07:09.154
4 -			1:02.784 (1)	69.26		15:08:11.938
5 -			1:03.816	68.14	1.032	15:09:15.754
6 -			1:06.120	65.76	3.336	15:10:21.874
7 -			1:03.245 (3)	68.75	0.461	15:11:25.119
8 -			1:03.166 (2)	68.84	0.382	15:12:28.285

P24 69 1000		Cassandra MCMANUS		Suzuki -		
IDEAL LAP TIME : 1:07.731		BEST LAP TIME : 1:08.053		DIFFERENCE : 0.322		
LAP	SECTOR 1	SECTOR 2	LAP TIME	MPH	DIFF	TIME OF DAY
1 -		27.745	1:20.753	53.85	12.700	15:04:40.077
2 -	42.339	26.914	1:09.253	62.79	1.200	15:05:49.330
3 -	41.996	26.774	1:08.770	63.23	0.717	15:06:58.100
4 -	41.533	26.651	1:08.184 (2)	63.77	0.131	15:08:06.284
5 -	41.481	26.572	1:08.053 (1)	63.90		15:09:14.337
6 -	42.839	27.355	1:10.194	61.95	2.141	15:10:24.531
7 -	42.507	26.250	1:08.757	63.24	0.704	15:11:33.288
8 -	41.934	26.253	1:08.187 (3)	63.77	0.134	15:12:41.475

P25 42 600		Kai EVANS		Suzuki -		
IDEAL LAP TIME : 1:05.765		BEST LAP TIME : 1:06.509		DIFFERENCE : 0.744		
LAP	SECTOR 1	SECTOR 2	LAP TIME	MPH	DIFF	TIME OF DAY
1 -		27.306	1:39.789	43.57	33.280	15:04:59.113
2 -	42.998	26.511	1:09.509	62.56	3.000	15:06:08.622
3 -	42.560	26.451	1:09.011	63.01	2.502	15:07:17.633
4 -	41.163	26.255	1:07.418	64.50	0.909	15:08:25.051
5 -	40.916	25.622	1:06.538 (2)	65.35	0.029	15:09:31.589
6 -	40.222	26.540	1:06.762 (3)	65.13	0.253	15:10:38.351
7 -	40.966	25.543	1:06.509 (1)	65.38		15:11:44.860
8 -	40.600	26.228	1:06.828	65.07	0.319	15:12:51.688

P26 96 600		Giovanni BELIOSSI		Honda -		
IDEAL LAP TIME : 1:06.791		BEST LAP TIME : 1:07.014		DIFFERENCE : 0.223		
LAP	SECTOR 1	SECTOR 2	LAP TIME	MPH	DIFF	TIME OF DAY
1 -		27.950	1:39.155	43.85	32.141	15:04:58.479
2 -	43.314	27.515	1:10.829	61.39	3.815	15:06:09.308
3 -	43.601	27.754	1:11.355	60.94	4.341	15:07:20.663
4 -	42.266	26.237	1:08.503	63.48	1.489	15:08:29.166
5 -	42.221	26.899	1:09.120	62.91	2.106	15:09:38.286
6 -	41.123	26.592	1:07.715 (3)	64.21	0.701	15:10:46.001
7 -	41.346	25.668	1:07.014 (1)	64.89		15:11:53.015
8 -	41.371	25.888	1:07.259 (2)	64.65	0.245	15:13:00.274

P27 49 1000		Glen NEAGLE		Ducati -		
IDEAL LAP TIME : 1:10.208		BEST LAP TIME : 1:10.208		DIFFERENCE : 0.000		
LAP	SECTOR 1	SECTOR 2	LAP TIME	MPH	DIFF	TIME OF DAY
1 -		28.154	1:18.241	55.57	8.033	15:04:37.565
2 -	43.241	28.202	1:11.443 (2)	60.86	1.235	15:05:49.008
3 -	44.513	27.960	1:12.473	60.00	2.265	15:07:01.481
4 -	42.645	27.563	1:10.208 (1)	61.93		15:08:11.689
5 -	43.011	29.808	1:12.819	59.71	2.611	15:09:24.508
6 -	45.012	28.896	1:13.908	58.83	3.700	15:10:38.416
7 -	44.716	27.628	1:12.344 (3)	60.11	2.136	15:11:50.760
8 -	44.038	29.021	1:13.059	59.52	2.851	15:13:03.819

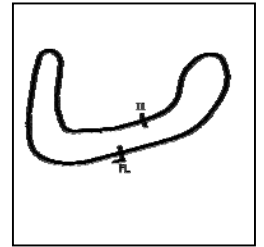
Weather / Track : Cloudy / Dry

Brands Hatch Indy
 Circuit Length = 1.2079 miles
 Start: 15:03 Flag 15:12 End: 15:13

BMCRC - MRO Championships 2019 - Rnd 1 @ Brands Hatch Indy

BMCRC Rookie 600s & BMCRC Rookie 1000s

RACE 2 - SECTOR ANALYSIS



SECTOR 1 = FL to I1, SECTOR 2 = I1 to FL, DIFF = Difference To Personal Best Lap, P = Crossed Finish Line in Pit Lane, D = Time Disallowed

P28 212 1000 Tim BENNETT			Yamaha - www.maxpowerracing.uk			
IDEAL LAP TIME : 1:14.859		BEST LAP TIME : 1:15.595		DIFFERENCE : 0.736		
LAP	SECTOR 1	SECTOR 2	LAP TIME	MPH	DIFF	TIME OF DAY
1 -		31.614	1:29.933	48.35	14.338	15:04:49.257
2 -	46.507	30.346	1:16.853	56.58	1.258	15:06:06.110
3 -	47.025	30.758	1:17.783	55.90	2.188	15:07:23.893
4 -	45.452	30.351	1:15.803 (3)	57.36	0.208	15:08:39.696
5 -	46.349	29.407	1:15.756 (2)	57.40	0.161	15:09:55.452
6 -	45.956	30.248	1:16.204	57.06	0.609	15:11:11.656
7 -	45.618	29.977	1:15.595 (1)	57.52		15:12:27.251

P29 255 600 Victoria HARRIS			Yamaha -			
IDEAL LAP TIME : 1:14.056		BEST LAP TIME :		DIFFERENCE :		
LAP	SECTOR 1	SECTOR 2	LAP TIME	MPH	DIFF	TIME OF DAY
1 -		27.506	1:41.620	42.79		15:05:00.944

BMCRC - MRO Championships 2019 - Rnd 1 @ Brands Hatch Indy

BMCRC Rookie 600s & BMCRC Rookie 1000s

RACE 2 - BEST SECTORS

SECTOR 1			SECTOR 2			IDEAL / BEST COMPARISON						
POS	NO	NAME	TIME	NO	NAME	TIME	POS	NO	NAME	IDEAL	BEST	DIFF
									PERFECT LAP	51.001		
1	9	DIXON	30.967	130	BASSETT	20.034	1	130	BASSETT	51.352	51.637	0.285
2	91	CHERRETT	31.108	9	DIXON	20.427	2	9	DIXON	51.394	51.488	0.094
3	130	BASSETT	31.318	109	CAYFORD	20.563	3	91	CHERRETT	51.682	51.861	0.179
4	109	CAYFORD	31.382	91	CHERRETT	20.574	4	109	CAYFORD	51.945	51.947	0.002
5	8	BLOCH	31.879	261	BENN	21.141	5	8	BLOCH	53.179	53.179	0.000
6	464	STONEMAN	32.362	8	BLOCH	21.300	6	261	BENN	53.662	54.031	0.369
7	71	JENKINS	32.396	288	REYNOLDS	21.349	7	464	STONEMAN	53.887	54.087	0.200
8	261	BENN	32.521	100	FEARN	21.424	8	71	JENKINS	54.032	54.249	0.217
9	100	FEARN	32.642	464	STONEMAN	21.525	9	288	REYNOLDS	54.053	54.119	0.066
10	288	REYNOLDS	32.704	71	JENKINS	21.636	10	100	FEARN	54.066	54.078	0.012
11	54	SMITH	33.508	16	VAUGHAN	21.863	11	54	SMITH	55.387	55.657	0.270
12	16	VAUGHAN	33.935	54	SMITH	21.879	12	16	VAUGHAN	55.798	55.985	0.187
13	18	WILLSHER	33.965	18	WILLSHER	21.898	13	18	WILLSHER	55.863	55.863	0.000
14	128	CLARKE	34.347	211	GREGORY	22.055	14	211	GREGORY	56.426	56.610	0.184
15	21	PRINCE	34.365	21	PRINCE	22.110	15	21	PRINCE	56.475	56.475	0.000
16	211	GREGORY	34.371	128	CLARKE	22.462	16	128	CLARKE	56.809	57.402	0.593
17	624	FEDRICK	34.403	707	OKEEFFE	22.603	17	624	FEDRICK	57.039	57.150	0.111
18	707	OKEEFFE	34.648	624	FEDRICK	22.636	18	707	OKEEFFE	57.251	57.840	0.589
19	841	YOUNG	34.863	14	BELL	22.674	19	14	BELL	57.624	57.624	0.000
20	14	BELL	34.950	841	YOUNG	22.821	20	841	YOUNG	57.684	57.684	0.000
21	170	MILLS	35.998	170	MILLS	23.202	21	170	MILLS	59.200	59.310	0.110
22	103	GOFFORD	36.503	103	GOFFORD	23.366	22	103	GOFFORD	59.869	1:00.374	0.505
23	42	EVANS	40.222	42	EVANS	25.543	23	42	EVANS	1:05.765	1:06.509	0.744
24	96	BELIOSSI	41.123	96	BELIOSSI	25.668	24	96	BELIOSSI	1:06.791	1:07.014	0.223
25	69	MCMANUS	41.481	69	MCMANUS	26.250	25	69	MCMANUS	1:07.731	1:08.053	0.322
26	49	NEAGLE	42.645	255	HARRIS	27.506	26	49	NEAGLE	1:10.208	1:10.208	0.000
27	212	BENNETT	45.452	49	NEAGLE	27.563	27	255	HARRIS	1:14.056		
28	255	HARRIS	46.550	212	BENNETT	29.407	28	212	BENNETT	1:14.859	1:15.595	0.736
29							29	196	PETERSON		1:02.784	
30												

Weather / Track : Cloudy / Dry

Results can be found at www.tsl-timing.com

Brands Hatch Indy
 Circuit Length = 1.2079 miles
 Start: 15:03 Flag 15:12 End: 15:13

Printed - 15:18 Sunday, 10 March 2019

BMCRC - MRO Championships 2019 - Rnd 1 @ Brands Hatch Indy

BMCRC Rookie 600s & BMCRC Rookie 1000s

RACE 13 - GRID (10 Laps)



CONTRACTORS LTD

ROW 14	41	903	Jeremy BONSOR	40	420	Teresa FRITH						
ROW 13	39	124	Sylvie BOTQUELEN	38	131	Jacob HOAD	37	15	Billy PERKINS			
ROW 12	36	119	Christopher SMITH	35	255	Victoria HARRIS	34	96	Giovanni BELIOSSI	1:07.014		
ROW 11	33	42	Kai EVANS	32	196	Emma PETERSON	31	170	Paul MILLS	1:06.509	1:02.784	59.310
ROW 10	30	14	Carl BELL	29	624	Matthew FEDRICK	28	21	George PRINCE	57.624	57.150	56.475
ROW 9	27	16	Tom VAUGHAN	26	54	Colin SMITH	25	288	Toby REYNOLDS	55.985	55.657	54.119
ROW 8	24	464	Luke STONEMAN	23	261	Michael BENN	22	8	Cedric BLOCH	54.087	54.031	53.179
ROW 7												
ROW 6				17	106	Michael CLARKE	16	316	Chris THOMSON			
ROW 5				15	212	Tim BENNETT	14	49	Glen NEAGLE	1:15.595	1:10.208	1:08.053
ROW 4				12	103	Craig GOFFORD	11	707	Stephen OKEEFFE	1:00.374	57.840	57.684
ROW 3				9	128	Kevin CLARKE	8	211	Darren GREGORY	57.402	56.610	55.863
ROW 2				6	71	Seb JENKINS	5	100	James FEARN	54.249	54.078	51.947
ROW 1				3	91	Michael CHERRETT	2	130	Joe BASSETT	51.861	51.637	51.488
												Pole

Brands Hatch Indy
Circuit Length = 1.2079 miles

These results are provisional until the conclusion of any judicial and technical matters.

Clerk Of Course :		Timekeeper :	
-------------------	--	--------------	--

Results can be found at www.tsl-timing.com

Printed - 15:21 Sunday, 10 March 2019



BMCRC - MRO Championships 2019 - Rnd 1 @ Brands Hatch Indy

BMCRC Rookie 600s & BMCRC Rookie 1000s

RACE 13 - CLASSIFICATION



CONTRACTORS LTD

POS	NO	CL	PIC NAME	ENTRY	LAPS	TIME	GAP	DIFF	MPH	BEST	ON
1	130	1000	1 Joe BASSETT	BMW -	10	8:47.902			82.37	51.202	9
2	91	1000	2 Michael CHERRETT	Kawasaki - Bournemouth kawasaki racing	10	8:48.547	0.645	0.645	82.27	51.216	9
3	71	1000	3 Seb JENKINS	Yamaha -	10	9:16.375	28.473	27.828	78.15	53.657	10
4	100	1000	4 James FEARN	Honda -	10	9:16.803	28.901	0.428	78.09	53.552	10
5	8	600	1 Cedric BLOCH	Kawasaki - Brigit's Group	10	9:33.182	45.280	16.379	75.86	53.748	6
6	288	600	2 Toby REYNOLDS	Honda - SKA Accountants Motorcycle tyres uk how	10	9:37.294	49.392	4.112	75.32	54.678	6
7	464	600	3 Luke STONEMAN	Kawasaki -	9	8:51.658	1 Lap	1 Lap	73.61	55.283	8
8	16	600	4 Tom VAUGHAN	Yamaha -	9	9:02.994	1 Lap	11.336	72.07	56.511	3
9	21	600	5 George PRINCE	Suzuki -	9	9:03.298	1 Lap	0.304	72.03	56.249	9
10	14	600	6 Carl BELL	Triumph - Transport Compliance UK, DevMonki	9	9:29.754	1 Lap	26.456	68.69	58.158	9
11	624	600	7 Matthew FEDRICK	Yamaha - Matthew Fedrick farriers ltd	9	9:31.693	1 Lap	1.939	68.45	58.571	9
12	18	1000	5 Albert WILLSSHER	Suzuki - willsher machinery ltd	8	8:51.076	2 Laps	1 Lap	65.50	1:04.580	3
13	212	1000	6 Tim BENNETT	Yamaha - www.maxpowerracing.uk	7	9:07.749	3 Laps	1 Lap	55.57	1:15.268	2

NOT CLASSIFIED

DNF	9	1000	Luke DIXON	BMW -	3	2:43.414	7 Laps	4 Laps	79.83	51.814	3
-----	---	------	------------	-------	---	----------	--------	--------	-------	--------	---

FASTEST LAP

130	1000	Joe BASSETT	BMW -	9	51.202	84.93 mph	136.68 kph
8	600	Cedric BLOCH	Kawasaki - Brigit's Group	6	53.748	80.90 mph	130.20 kph

Class 1000 - 92.5% of Race Speed = 76.19 mph

Class 600 - 92.5% of Race Speed = 70.17 mph

Brands Hatch Indy

Circuit Length = 1.2079 miles

Start: 17:13 Flag 17:22 End: 17:23

Weather / Track : Cloudy / Dry

These results are provisional until the conclusion of any judicial and technical matters.

Clerk Of Course :	Timekeeper :
-------------------	--------------

Results can be found at www.tsl-timing.com

Printed - 17:23 Sunday, 10 March 2019



BMCRC - MRO Championships 2019 - Rnd 1 @ Brands Hatch Indy

BMCRC Rookie 600s & BMCRC Rookie 1000s

RACE 13 - LAP CHART

LAP 1 @ 17:14:27.103

NO	BEHIND	LAP TIME
91		57.919
9	0.990	58.909
130	1.548	59.467
71	2.944	1:00.863
100	4.194	1:02.113
18	9.665	1:07.584
288	24.655	1:22.574
8	25.866	1:23.785
464	26.133	1:24.052
21	27.420	1:25.339
16	28.083	1:26.002
212	28.540	1:26.459
624	31.586	1:29.505
14	32.025	1:29.944

LAP 2 @ 17:15:20.065

NO	BEHIND	LAP TIME
91		52.962
9	0.719	52.691
130	1.254	52.668
71	5.943	55.961
100	6.234	55.002
18	21.621	1:04.918
288	26.618	54.925
8	27.201	54.297
464	29.375	56.204
21	31.357	56.899
16	32.295	57.174
624	39.026	1:00.402
14	40.076	1:01.013
212	50.846	1:15.268

LAP 3 @ 17:16:12.501

NO	BEHIND	LAP TIME
91		52.436
9	0.097	51.814
130	0.602	51.784
71	8.354	54.847
100	9.144	55.346
8	29.516	54.751
288	29.590	55.408
464	33.190	56.251
18	33.765	1:04.580
21	35.879	56.958
16	36.370	56.511
624	46.558	59.968
14	47.959	1:00.319

LAP 4 @ 17:17:04.486

NO	BEHIND	LAP TIME
91		51.985
130	1.233	52.616
71	12.029	55.660
100	13.221	56.062
212	1 Lap	1:18.556
8	31.586	54.055
288	32.284	54.679
464	37.112	55.907
21	42.726	58.832
16	42.774	58.389

18 48.340 1:06.560

LAP 5 @ 17:17:57.086

NO	BEHIND	LAP TIME
91		52.600
130	1.533	52.900
624	1 Lap	1:01.263
14	1 Lap	1:00.530
71	15.510	56.081
100	15.823	55.202
8	33.055	54.069
288	34.485	54.801
464	40.781	56.269
16	47.082	56.908
21	48.192	58.066
212	1 Lap	1:18.384

LAP 6 @ 17:18:49.721

NO	BEHIND	LAP TIME
91		52.635
130	0.644	51.746
14	1 Lap	59.837
624	1 Lap	1:01.114
18	1 Lap	1:08.930
100	18.624	55.436
71	18.910	56.035
8	34.168	53.748
288	36.528	54.678
464	44.103	55.957
16	51.504	57.057

LAP 7 @ 17:19:42.266

NO	BEHIND	LAP TIME
130		51.901
21	1 Lap	57.083
91	0.432	52.977
14	1 Lap	1:01.187
624	1 Lap	1:00.899
100	21.109	55.030
71	21.488	55.123
212	2 Laps	1:17.757
18	1 Lap	1:06.812
8	35.913	54.290
288	38.837	54.854
464	47.553	55.995

LAP 8 @ 17:20:33.766

NO	BEHIND	LAP TIME
130		51.500
91	0.190	51.258
16	1 Lap	57.043
21	1 Lap	56.858
71	24.255	54.267
100	24.752	55.143
14	1 Lap	59.757
624	1 Lap	1:00.428
8	39.407	54.994
18	1 Lap	1:06.222
288	42.258	54.921
212	2 Laps	1:15.522

LAP 9 @ 17:21:24.968

NO	BEHIND	LAP TIME
130		51.202
464	1 Lap	55.283
91	0.204	51.216
16	1 Lap	56.513
21	1 Lap	57.014
71	26.934	53.881
100	27.467	53.917
14	1 Lap	59.009
624	1 Lap	59.543
8	41.999	53.794
288	46.785	55.729

LAP 10 @ 17:22:17.086

NO	BEHIND	LAP TIME
130		52.118
91	0.645	52.559
18	2 Laps	1:05.470
464	1 Lap	55.740
16	1 Lap	57.397
21	1 Lap	56.249
212	3 Laps	1:15.803
71	28.473	53.657
100	28.901	53.552
14	1 Lap	58.158
624	1 Lap	58.571
8	45.280	55.399
288	49.392	54.725

Weather / Track : Cloudy / Dry

Results can be found at www.tsl-timing.com

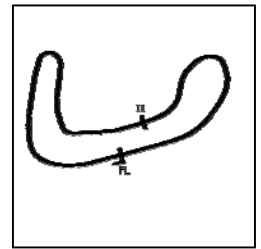
Brands Hatch Indy
Circuit Length = 1.2079 miles
Start: 17:13 Flag 17:22 End: 17:23

Printed - 17:24 Sunday, 10 March 2019

BMCRC - MRO Championships 2019 - Rnd 1 @ Brands Hatch Indy

BMCRC Rookie 600s & BMCRC Rookie 1000s

RACE 13 - SECTOR ANALYSIS



SECTOR 1 = FL to I1, SECTOR 2 = I1 to FL, DIFF = Difference To Personal Best Lap, P = Crossed Finish Line in Pit Lane, D = Time Disallowed

P1 130 1000 Joe BASSETT		BMW -				
IDEAL LAP TIME :		BEST LAP TIME : 51.202		DIFFERENCE :		
LAP	SECTOR 1	SECTOR 2	LAP TIME	MPH	DIFF	TIME OF DAY
1 -			59.467	73.12	8.265	17:14:28.651
2 -			52.668	82.56	1.466	17:15:21.319
3 -			51.784	83.97	0.582	17:16:13.103
4 -			52.616	82.64	1.414	17:17:05.719
5 -			52.900	82.20	1.698	17:17:58.619
6 -			51.746 (3)	84.03	0.544	17:18:50.365
7 -			51.901	83.78	0.699	17:19:42.266
8 -			51.500 (2)	84.43	0.298	17:20:33.766
9 -			51.202 (1)	84.93		17:21:24.968
10 -			52.118	83.43	0.916	17:22:17.086

P2 91 1000 Michael CHERRETT		Kawasaki - Bournemouth kawasaki racing				
IDEAL LAP TIME : 51.013		BEST LAP TIME : 51.216		DIFFERENCE : 0.203		
LAP	SECTOR 1	SECTOR 2	LAP TIME	MPH	DIFF	TIME OF DAY
1 -		20.895	57.919	75.08	6.703	17:14:27.103
2 -	31.830	21.132	52.962	82.10	1.746	17:15:20.065
3 -	31.581	20.855	52.436	82.93	1.220	17:16:12.501
4 -	31.434	20.551	51.985 (3)	83.65	0.769	17:17:04.486
5 -	31.971	20.629	52.600	82.67	1.384	17:17:57.086
6 -	31.961	20.674	52.635	82.61	1.419	17:18:49.721
7 -	32.709	20.268	52.977	82.08	1.761	17:19:42.698
8 -	31.091	20.167	51.258 (2)	84.83	0.042	17:20:33.956
9 -	30.846	20.370	51.216 (1)	84.90		17:21:25.172
10 -	31.380	21.179	52.559	82.73	1.343	17:22:17.731

P3 71 1000 Seb JENKINS		Yamaha -				
IDEAL LAP TIME : 53.112		BEST LAP TIME : 53.657		DIFFERENCE : 0.545		
LAP	SECTOR 1	SECTOR 2	LAP TIME	MPH	DIFF	TIME OF DAY
1 -		21.891	1:00.863	71.44	7.206	17:14:30.047
2 -	33.467	22.494	55.961	77.70	2.304	17:15:26.008
3 -	33.052	21.795	54.847	79.28	1.190	17:16:20.855
4 -	33.524	22.136	55.660	78.12	2.003	17:17:16.515
5 -	33.760	22.321	56.081	77.54	2.424	17:18:12.596
6 -	33.524	22.511	56.035	77.60	2.378	17:19:08.631
7 -	33.450	21.673	55.123	78.88	1.466	17:20:03.754
8 -	32.946	21.321	54.267 (3)	80.13	0.610	17:20:58.021
9 -	32.044	21.837	53.881 (2)	80.70	0.224	17:21:51.902
10 -	32.589	21.068	53.657 (1)	81.04		17:22:45.559

P4 100 1000 James FEARN		Honda -				
IDEAL LAP TIME : 53.531		BEST LAP TIME : 53.552		DIFFERENCE : 0.021		
LAP	SECTOR 1	SECTOR 2	LAP TIME	MPH	DIFF	TIME OF DAY
1 -			1:02.113	70.01	8.561	17:14:31.297
2 -			55.002 (3)	79.06	1.450	17:15:26.299
3 -			55.346	78.57	1.794	17:16:21.645
4 -			56.062	77.56	2.510	17:17:17.707
5 -			55.202	78.77	1.650	17:18:12.909
6 -	33.495	21.941	55.436	78.44	1.884	17:19:08.345
7 -			55.030	79.02	1.478	17:20:03.375
8 -			55.143	78.86	1.591	17:20:58.518
9 -	32.754	21.163	53.917 (2)	80.65	0.365	17:21:52.435
10 -	32.775	20.777	53.552 (1)	81.20		17:22:45.987

P5 8 600 Cedric BLOCH		Kawasaki - Brigit's Group				
IDEAL LAP TIME : 53.729		BEST LAP TIME : 53.748		DIFFERENCE : 0.019		
LAP	SECTOR 1	SECTOR 2	LAP TIME	MPH	DIFF	TIME OF DAY

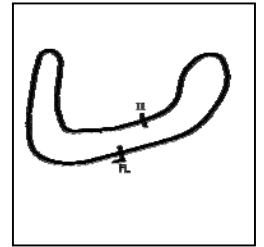
Weather / Track : Cloudy / Dry

Brands Hatch Indy
Circuit Length = 1.2079 miles
Start: 17:13 Flag 17:22 End: 17:23

BMCRC - MRO Championships 2019 - Rnd 1 @ Brands Hatch Indy

BMCRC Rookie 600s & BMCRC Rookie 1000s

RACE 13 - SECTOR ANALYSIS



SECTOR 1 = FL to I1, SECTOR 2 = I1 to FL, DIFF = Difference To Personal Best Lap, P = Crossed Finish Line in Pit Lane, D = Time Disallowed

1 -		22.036	1:23.785	51.90	30.037	17:14:52.969
2 -	32.394	21.903	54.297	80.08	0.549	17:15:47.266
3 -	32.914	21.837	54.751	79.42	1.003	17:16:42.017
4 -	32.450	21.605	54.055 (3)	80.44	0.307	17:17:36.072
5 -	32.297	21.772	54.069	80.42	0.321	17:18:30.141
6 -	32.206	21.542	53.748 (1)	80.90		17:19:23.889
7 -	32.625	21.665	54.290	80.09	0.542	17:20:18.179
8 -	32.742	22.252	54.994	79.07	1.246	17:21:13.173
9 -	32.187	21.607	53.794 (2)	80.83	0.046	17:22:06.967
10 -	32.905	22.494	55.399	78.49	1.651	17:23:02.366

P6 288 600 Toby REYNOLDS			Honda - SKA Accountants Motorcycle tyres uk howesyourheati			
IDEAL LAP TIME : 54.220		BEST LAP TIME : 54.678	DIFFERENCE : 0.458			
LAP	SECTOR 1	SECTOR 2	LAP TIME	MPH	DIFF	TIME OF DAY
1 -		22.061	1:22.574	52.66	27.896	17:14:51.758
2 -	33.428	21.497	54.925	79.17	0.247	17:15:46.683
3 -	33.493	21.915	55.408	78.48	0.730	17:16:42.091
4 -	33.271	21.408	54.679 (2)	79.52	0.001	17:17:36.770
5 -	33.375	21.426	54.801	79.35	0.123	17:18:31.571
6 -	33.304	21.374	54.678 (1)	79.53		17:19:26.249
7 -	33.276	21.578	54.854	79.27	0.176	17:20:21.103
8 -	33.037	21.884	54.921	79.17	0.243	17:21:16.024
9 -	33.889	21.840	55.729	78.03	1.051	17:22:11.753
10 -	32.846	21.879	54.725 (3)	79.46	0.047	17:23:06.478

P7 464 600 Luke STONEMAN			Kawasaki -			
IDEAL LAP TIME : 56.204		BEST LAP TIME : 55.283	DIFFERENCE : -0.921			
LAP	SECTOR 1	SECTOR 2	LAP TIME	MPH	DIFF	TIME OF DAY
1 -			1:24.052	51.73	28.769	17:14:53.236
2 -	33.786	22.418	56.204	77.37	0.921	17:15:49.440
3 -			56.251	77.30	0.968	17:16:45.691
4 -			55.907 (3)	77.78	0.624	17:17:41.598
5 -			56.269	77.28	0.986	17:18:37.867
6 -			55.957	77.71	0.674	17:19:33.824
7 -			55.995	77.66	0.712	17:20:29.819
8 -			55.283 (1)	78.66		17:21:25.102
9 -			55.740 (2)	78.01	0.457	17:22:20.842

P8 16 600 Tom VAUGHAN			Yamaha -			
IDEAL LAP TIME : 56.023		BEST LAP TIME : 56.511	DIFFERENCE : 0.488			
LAP	SECTOR 1	SECTOR 2	LAP TIME	MPH	DIFF	TIME OF DAY
1 -		22.895	1:26.002	50.56	29.491	17:14:55.186
2 -	34.785	22.389	57.174	76.05	0.663	17:15:52.360
3 -	34.407	22.104	56.511 (1)	76.95		17:16:48.871
4 -	35.835	22.554	58.389	74.47	1.878	17:17:47.260
5 -	33.919	22.989	56.908 (3)	76.41	0.397	17:18:44.168
6 -	34.710	22.347	57.057	76.21	0.546	17:19:41.225
7 -	34.847	22.196	57.043	76.23	0.532	17:20:38.268
8 -	34.358	22.155	56.513 (2)	76.94	0.002	17:21:34.781
9 -	34.744	22.653	57.397	75.76	0.886	17:22:32.178

P9 21 600 George PRINCE			Suzuki -			
IDEAL LAP TIME : 55.828		BEST LAP TIME : 56.249	DIFFERENCE : 0.421			
LAP	SECTOR 1	SECTOR 2	LAP TIME	MPH	DIFF	TIME OF DAY
1 -		22.633	1:25.339	50.95	29.090	17:14:54.523
2 -	34.775	22.124	56.899 (3)	76.42	0.650	17:15:51.422
3 -	34.491	22.467	56.958	76.34	0.709	17:16:48.380
4 -	36.256	22.576	58.832	73.91	2.583	17:17:47.212
5 -	35.426	22.640	58.066	74.89	1.817	17:18:45.278
6 -	34.848	22.235	57.083	76.18	0.834	17:19:42.361

Weather / Track : Cloudy / Dry

Brands Hatch Indy
Circuit Length = 1.2079 miles
Start: 17:13 Flag 17:22 End: 17:23

BMCRC - MRO Championships 2019 - Rnd 1 @ Brands Hatch Indy

BMCRC Rookie 600s & BMCRC Rookie 1000s

RACE 13 - SECTOR ANALYSIS



SECTOR 1 = FL to I1, SECTOR 2 = I1 to FL, DIFF = Difference To Personal Best Lap, P = Crossed Finish Line in Pit Lane, D = Time Disallowed

7 -	34.656	22.202	56.858 (2)	76.48	0.609	17:20:39.219
8 -	35.013	22.001	57.014	76.27	0.765	17:21:36.233
9 -	33.827	22.422	56.249 (1)	77.30		17:22:32.482

P10	14 600	Carl BELL	Triumph - Transport Compliance UK, DevMonki			
IDEAL LAP TIME : 58.158		BEST LAP TIME : 58.158	DIFFERENCE : 0.000			
LAP	SECTOR 1	SECTOR 2	LAP TIME	MPH	DIFF	TIME OF DAY
1 -		24.061	1:29.944	48.34	31.786	17:14:59.128
2 -	36.901	24.112	1:01.013	71.27	2.855	17:16:00.141
3 -	37.057	23.262	1:00.319	72.09	2.161	17:17:00.460
4 -	37.072	23.458	1:00.530	71.84	2.372	17:18:00.990
5 -	35.823	24.014	59.837	72.67	1.679	17:19:00.827
6 -	35.527	25.660	1:01.187	71.07	3.029	17:20:02.014
7 -	36.372	23.385	59.757 (3)	72.77	1.599	17:21:01.771
8 -	35.530	23.479	59.009 (2)	73.69	0.851	17:22:00.780
9 -	34.983	23.175	58.158 (1)	74.77		17:22:58.938

P11	624 600	Matthew FEDRICK	Yamaha - Matthew Fedrick farriers ltd			
IDEAL LAP TIME :		BEST LAP TIME : 58.571	DIFFERENCE :			
LAP	SECTOR 1	SECTOR 2	LAP TIME	MPH	DIFF	TIME OF DAY
1 -			1:29.505	48.58	30.934	17:14:58.689
2 -			1:00.402	71.99	1.831	17:15:59.091
3 -			59.968 (3)	72.51	1.397	17:16:59.059
4 -			1:01.263	70.98	2.692	17:18:00.322
5 -			1:01.114	71.15	2.543	17:19:01.436
6 -			1:00.899	71.40	2.328	17:20:02.335
7 -			1:00.428	71.96	1.857	17:21:02.763
8 -			59.543 (2)	73.03	0.972	17:22:02.306
9 -			58.571 (1)	74.24		17:23:00.877

P12	18 1000	Albert WILLISHER	Suzuki - willsher machinery ltd			
IDEAL LAP TIME : 1:03.634		BEST LAP TIME : 1:04.580	DIFFERENCE : 0.946			
LAP	SECTOR 1	SECTOR 2	LAP TIME	MPH	DIFF	TIME OF DAY
1 -		24.871	1:07.584	64.34	3.004	17:14:36.768
2 -	39.316	25.602	1:04.918 (2)	66.98	0.338	17:15:41.686
3 -	38.763	25.817	1:04.580 (1)	67.33		17:16:46.266
4 -	40.657	25.903	1:06.560	65.33	1.980	17:17:52.826
5 -	42.711	26.219	1:08.930	63.08	4.350	17:19:01.756
6 -	41.184	25.628	1:06.812	65.08	2.232	17:20:08.568
7 -	40.613	25.609	1:06.222	65.66	1.642	17:21:14.790
8 -	39.539	25.931	1:05.470 (3)	66.42	0.890	17:22:20.260

P13	212 1000	Tim BENNETT	Yamaha - www.maxpowerracing.uk			
IDEAL LAP TIME : 1:14.790		BEST LAP TIME : 1:15.268	DIFFERENCE : 0.478			
LAP	SECTOR 1	SECTOR 2	LAP TIME	MPH	DIFF	TIME OF DAY
1 -		30.737	1:26.459	50.29	11.191	17:14:55.643
2 -	45.452	29.816	1:15.268 (1)	57.77		17:16:10.911
3 -	47.788	30.768	1:18.556	55.35	3.288	17:17:29.467
4 -	48.747	29.637	1:18.384	55.47	3.116	17:18:47.851
5 -	47.470	30.287	1:17.757	55.92	2.489	17:20:05.608
6 -	46.184	29.338	1:15.522 (2)	57.58	0.254	17:21:21.130
7 -	45.945	29.858	1:15.803 (3)	57.36	0.535	17:22:36.933

P14	9 1000	Luke DIXON	BMW -			
IDEAL LAP TIME : 51.814		BEST LAP TIME : 51.814	DIFFERENCE : 0.000			
LAP	SECTOR 1	SECTOR 2	LAP TIME	MPH	DIFF	TIME OF DAY
1 -		21.088	58.909	73.81	7.095	17:14:28.093
2 -	31.878	20.813	52.691 (2)	82.53	0.877	17:15:20.784
3 -	31.154	20.660	51.814 (1)	83.92		17:16:12.598

Weather / Track : Cloudy / Dry

Brands Hatch Indy
Circuit Length = 1.2079 miles
Start: 17:13 Flag 17:22 End: 17:23

BMCRC-MRO Championships 2019



RKB-F1
MOTORSPORT

 **Breitenbach**
Rennsportbeläge

 **PAGID**
RACING
THE DIFFERENCE IN BRAKING

RKB / BMCRC F1 & F2 SIDECARS

Brands Hatch Indy Circuit

9th / 10th April 2019



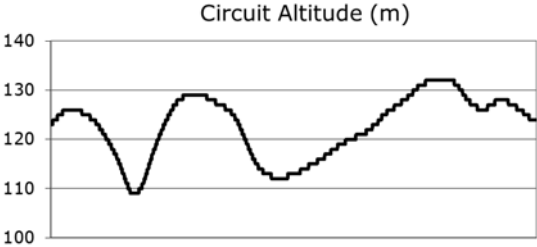
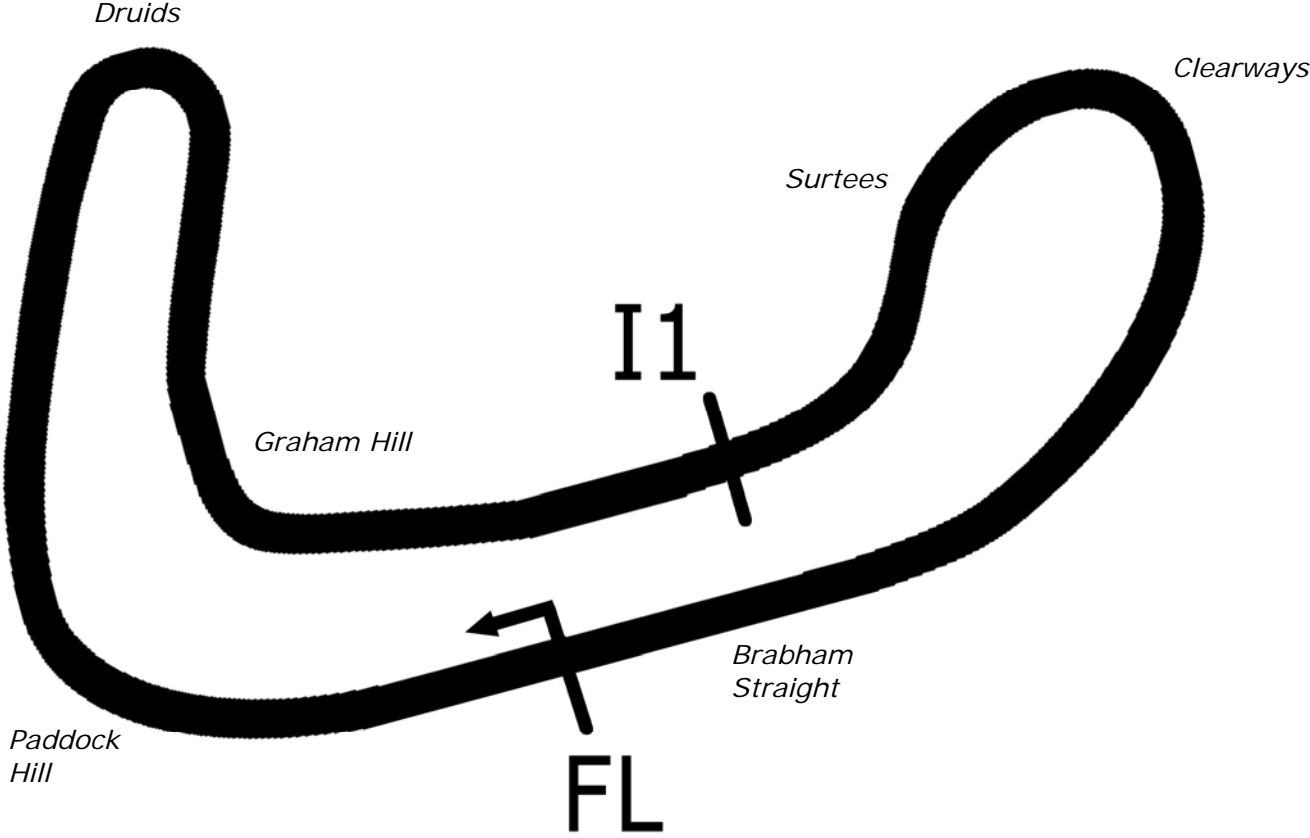
Results Provided by Timing Solutions Ltd
www.tsl-timing.com

Brands Hatch Indy



SPORTS TIMING

TIMING SOLUTIONS LTD



Length	1.2079 miles	1944.0 m
FL		51.36032 N 0.26032 E
I1	1112m	51.35934 N 0.25955 E
Pit Entry	1669m	51.35911 N 0.25743 E
Pit Exit	26m after FL	51.36027 N 0.26078 E
Pit Entry–Pit Exit 277m, 16.6s @60kph, 12.4s @80kph		

BMCRC - MRO Championships 2019 - Rnd 1 @ Brands Hatch Indy

RKB-BMCRC F1 & F2 Sidecars

QUALIFYING - CLASSIFICATION

POS	NO	CL	PIC NAME	ENTRY	TIME	ON	LAPS	GAP	DIFF	MPH
1	21	F1	1 R CROWE / C CROWE	Yamaha - Northern Fuels Ltd	51.707	6	11			84.10
2	35	F2	1 REEVES / THOMAS	Honda - Oast Developments Ltd	53.415	8	12	1.708	1.708	81.41
3	7	F2	2 MOLYNEUX/ PAYNE	Honda - DMA	53.501	12	12	1.794	0.086	81.28
4	33	F2	3 HEGARTY / NEAVE	Honda - Sean Hegarty Ltd	53.563	12	12	1.856	0.062	81.18
5	12	F2	4 JACKSON / STOKOE	Suzuki - A V Craine & Sons	53.592	12	14	1.885	0.029	81.14
6	111	F1	2 CABLE / MASTERS	Yamaha -	53.935	11	14	2.228	0.343	80.62
7	52	F1	3 PHILP / ALLUM	- powerbiking	53.945	12	12	2.238	0.010	80.61
8	11	F1	4 NICHOLLS / COLE	Kawasaki - CERTAIN EXHIBITIONS	54.423	4	11	2.716	0.478	79.90
9	36	F2	5 SCHOFIELD / THOMAS	- SRT motorcycles	55.592	7	8	3.885	1.169	78.22
10	131	F2	6 S CHANDLER / B CHANDLER	Honda -	56.583	12	12	4.876	0.991	76.85
11	118	F1	5 BICKNELL / ENSOR	Kawasaki -	56.689	10	13	4.982	0.106	76.70
12	44	F2	7 KING / THOMAS	- The Bell on the Common	57.379	8	11	5.672	0.690	75.78
13	121	F1	6 LAWRENCE / HUGHES	Yamaha -	59.122	7	11	7.415	1.743	73.55
14	74	F1	7 RESTALL / HART	Yamaha R6 -	59.320	9	9	7.613	0.198	73.30
15	412	F1	8 PETTIS / PHILLIPS	KTM 1190 - Performance technical	1:00.001	6	7	8.294	0.681	72.47
16	31	F2	8 MUNRO / SADBERRY	Yamaha R6 - Durey Castings / Allbikes	1:01.999	3	5	10.292	1.998	70.13
17	6	F2	9 BELLABY / GRISTWOOD	Suzuki - Gristwood & Toms	1:02.303	6	10	10.596	0.304	69.79
18	167	F2	10 PETTMAN / ROBINSON	Yamaha -	1:03.052	3	5	11.345	0.749	68.96
19	76	F2	11 STREET / CHARLESWORTH	Suzuki -	1:03.645	5	5	11.938	0.593	68.32
20	188	F1	9 BEST / SLATER	Suzuki - Ecosse Consulting	1:05.820	5	8	14.113	2.175	66.06

Weather / Track : Cloudy / Drying

These results are provisional until the conclusion of any judicial and technical matters.

Brands Hatch Indy

Circuit Length = 1.2079 miles

Start: 10:48 Flag 11:01 End: 11:02

Clerk Of Course :	Timekeeper :
-------------------	--------------

Results can be found at www.tsl-timing.com

Printed - 11:17 Saturday, 09 March 2019



BMCRC - MRO Championships 2019 - Rnd 1 @ Brands Hatch Indy

RKB-BMCRC F1 & F2 Sidecars

QUALIFYING - SECTOR ANALYSIS



SECTOR 1 = FL to I1, SECTOR 2 = I1 to FL, DIFF = Difference To Personal Best Lap, P = Crossed Finish Line in Pit Lane, D = Time Disallowed

P1		21 F1		R CROWE / C CROWE		Yamaha - Northern Fuels Ltd	
IDEAL LAP TIME : 51.488		BEST LAP TIME : 51.707		DIFFERENCE : 0.219			
LAP	SECTOR 1	SECTOR 2	LAP TIME	MPH	DIFF	TIME OF DAY	
1 -	34.815	22.280	57.095	76.16	5.388	10:49:50.341	
2 -	32.066	21.745	53.811	80.81	2.104	10:50:44.152	
3 -	31.609	21.444	53.053	81.96	1.346	10:51:37.205	
4 -	32.373	21.481	53.854	80.74	2.147	10:52:31.059	
5 -	31.287	21.763	53.050	81.97	1.343	10:53:24.109	
6 -	30.752	20.955	51.707 (1)	84.10		10:54:15.816	
7 -	30.951	22.101	53.052	81.96	1.345	10:55:08.868	
8 -	32.138	21.550	53.688	80.99	1.981	10:56:02.556	
9 -	31.594	21.193	52.787	82.38	1.080	10:56:55.343	
10 -	31.525	21.077	52.602 (3)	82.66	0.895	10:57:47.945	
11 -	31.122	20.736	51.858 (2)	83.85	0.151	10:58:39.803	

P2		35 F2		REEVES / THOMAS		Honda - Oast Developments Ltd	
IDEAL LAP TIME : 53.415		BEST LAP TIME : 53.415		DIFFERENCE : 0.000			
LAP	SECTOR 1	SECTOR 2	LAP TIME	MPH	DIFF	TIME OF DAY	
1 -	37.845	23.346	1:01.191	71.06	7.776	10:50:03.507	
2 -	33.956	22.599	56.555	76.89	3.140	10:51:00.062	
3 -	33.058	22.162	55.220	78.75	1.805	10:51:55.282	
4 -	32.532	22.224	54.756	79.41	1.341	10:52:50.038	
5 -	32.402	23.185	55.587	78.23	2.172	10:53:45.625	
6 -	33.461	22.503	55.964	77.70	2.549	10:54:41.589	
7 -	32.636	23.653	56.289	77.25	2.874	10:55:37.878	
8 -	31.918	21.497	53.415 (1)	81.41		10:56:31.293	
9 -	32.135	22.321	54.456 (3)	79.85	1.041	10:57:25.749	
10 -	32.046	22.545	54.591	79.65	1.176	10:58:20.340	
11 -	32.603	22.107	54.710	79.48	1.295	10:59:15.050	
12 -	32.209	21.763	53.972 (2)	80.57	0.557	11:00:09.022	

P3		7 F2		MOLYNEUX/ PAYNE		Honda - DMA	
IDEAL LAP TIME : 53.501		BEST LAP TIME : 53.501		DIFFERENCE : 0.000			
LAP	SECTOR 1	SECTOR 2	LAP TIME	MPH	DIFF	TIME OF DAY	
1 -	34.744	22.827	57.571	75.53	4.070	10:50:07.506	
2 -	33.048	22.563	55.611	78.19	2.110	10:51:03.117	
3 -	32.961	22.437	55.398	78.49	1.897	10:51:58.515	
4 -	32.505	21.923	54.428	79.89	0.927	10:52:52.943	
5 -	32.418	21.961	54.379	79.96	0.878	10:53:47.322	
6 -	32.128	22.470	54.598	79.64	1.097	10:54:41.920	
7 -	32.638	23.705	56.343	77.18	2.842	10:55:38.263	
8 -	32.444	21.710	54.154 (3)	80.30	0.653	10:56:32.417	
9 -	32.047	22.020	54.067 (2)	80.42	0.566	10:57:26.484	
10 -	32.377	21.919	54.296	80.09	0.795	10:58:20.780	
11 -	32.609	21.855	54.464	79.84	0.963	10:59:15.244	
12 -	31.849	21.652	53.501 (1)	81.28		11:00:08.745	

P4		33 F2		HEGARTY / NEAVE		Honda - Sean Hegarty Ltd	
IDEAL LAP TIME : 53.422		BEST LAP TIME : 53.563		DIFFERENCE : 0.141			
LAP	SECTOR 1	SECTOR 2	LAP TIME	MPH	DIFF	TIME OF DAY	
1 -	39.417	25.192	1:04.609	67.30	11.046	10:50:23.739	
2 -	36.413	23.674	1:00.087	72.37	6.524	10:51:23.826	
3 -	34.580	22.383	56.963	76.34	3.400	10:52:20.789	
4 -	33.287	22.294	55.581	78.23	2.018	10:53:16.370	
5 -	32.639	21.797	54.436	79.88	0.873	10:54:10.806	
6 -	32.991	21.525	54.516	79.76	0.953	10:55:05.322	
7 -	32.325	22.502	54.827	79.31	1.264	10:56:00.149	
8 -	33.141	21.490	54.631	79.59	1.068	10:56:54.780	
9 -	32.157	21.855	54.012 (2)	80.51	0.449	10:57:48.792	
10 -	32.657	21.369	54.026 (3)	80.49	0.463	10:58:42.818	

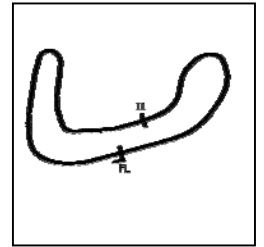
Weather / Track : Cloudy / Drying

Brands Hatch Indy
Circuit Length = 1.2079 miles
Start: 10:48 Flag 11:01 End: 11:02

BMCRC - MRO Championships 2019 - Rnd 1 @ Brands Hatch Indy

RKB-BMCRC F1 & F2 Sidecars

QUALIFYING - SECTOR ANALYSIS



SECTOR 1 = FL to I1, SECTOR 2 = I1 to FL, DIFF = Difference To Personal Best Lap, P = Crossed Finish Line in Pit Lane, D = Time Disallowed

11 -	32.731	21.588	54.319	80.05	0.756	10:59:37.137
12 -	32.053	21.510	53.563 (1)	81.18		11:00:30.700

P5 12 F2 JACKSON / STOKOE		Suzuki - A V Craine & Sons				
IDEAL LAP TIME : 53.592		BEST LAP TIME : 53.592		DIFFERENCE : 0.000		
LAP	SECTOR 1	SECTOR 2	LAP TIME	MPH	DIFF	TIME OF DAY
1 -	36.239	23.120	59.359	73.25	5.767	10:49:54.008
2 -	34.041	22.326	56.367	77.14	2.775	10:50:50.375
3 -	33.308	22.117	55.425	78.45	1.833	10:51:45.800
4 -	33.124	21.752	54.876	79.24	1.284	10:52:40.676
5 -	33.632	21.753	55.385	78.51	1.793	10:53:36.061
6 -	35.541	23.037	58.578	74.23	4.986	10:54:34.639
7 -	32.446	21.534	53.980 (3)	80.55	0.388	10:55:28.619
8 -	33.339	24.115	57.454	75.68	3.862	10:56:26.073
9 -	33.934	22.716	56.650	76.76	3.058	10:57:22.723
10 -	33.329	21.552	54.881	79.23	1.289	10:58:17.604
11 -	33.269	21.545	54.814	79.33	1.222	10:59:12.418
12 -	32.244	21.348	53.592 (1)	81.14		11:00:06.010
13 -	32.598	21.673	54.271	80.12	0.679	11:01:00.281
14 -	32.284	21.522	53.806 (2)	80.82	0.214	11:01:54.087

P6 111 F1 CABLE / MASTERS		Yamaha -				
IDEAL LAP TIME : 53.935		BEST LAP TIME : 53.935		DIFFERENCE : 0.000		
LAP	SECTOR 1	SECTOR 2	LAP TIME	MPH	DIFF	TIME OF DAY
1 -	36.378	23.321	59.699	72.84	5.764	10:49:56.576
2 -	34.159	22.602	56.761	76.61	2.826	10:50:53.337
3 -	32.994	22.404	55.398	78.49	1.463	10:51:48.735
4 -	32.916	21.945	54.861	79.26	0.926	10:52:43.596
5 -	32.909	23.452	56.361	77.15	2.426	10:53:39.957
6 -	32.446	23.452	55.898	77.79	1.963	10:54:35.855
7 -	32.367	21.975	54.342 (3)	80.02	0.407	10:55:30.197
8 -	32.373	23.455	55.828	77.89	1.893	10:56:26.025
9 -	33.110	22.024	55.134	78.87	1.199	10:57:21.159
10 -	32.660	21.799	54.459	79.85	0.524	10:58:15.618
11 -	32.164	21.771	53.935 (1)	80.62		10:59:09.553
12 -	32.707	21.775	54.482	79.81	0.547	11:00:04.035
13 -	32.478	21.803	54.281 (2)	80.11	0.346	11:00:58.316
14 -	32.835	22.026	54.861	79.26	0.926	11:01:53.177

P7 52 F1 PHILP / ALLUM		- powerbiking				
IDEAL LAP TIME : 53.945		BEST LAP TIME : 53.945		DIFFERENCE : 0.000		
LAP	SECTOR 1	SECTOR 2	LAP TIME	MPH	DIFF	TIME OF DAY
1 -	41.215	26.343	1:07.558	64.36	13.613	10:50:22.122
2 -	36.183	22.915	59.098	73.58	5.153	10:51:21.220
3 -	34.703	22.359	57.062	76.20	3.117	10:52:18.282
4 -	34.844	22.385	57.229	75.98	3.284	10:53:15.511
5 -	32.932	21.929	54.861 (3)	79.26	0.916	10:54:10.372
6 -	34.426	21.806	56.232	77.33	2.287	10:55:06.604
7 -	34.134	21.903	56.037	77.60	2.092	10:56:02.641
8 -	33.448	22.603	56.051	77.58	2.106	10:56:58.692
9 -	32.613	21.626	54.239 (2)	80.17	0.294	10:57:52.931
10 -	33.667	IN PIT	2:25.942 P	29.79	1:31.997	11:00:18.873
11 -	OUTLAP	22.891	1:00.315	72.09	6.370	11:01:19.188
12 -	32.432	21.513	53.945 (1)	80.61		11:02:13.133

P8 11 F1 NICHOLLS / COLE		Kawasaki - CERTAIN EXHIBITIONS				
IDEAL LAP TIME : 54.423		BEST LAP TIME : 54.423		DIFFERENCE : 0.000		
LAP	SECTOR 1	SECTOR 2	LAP TIME	MPH	DIFF	TIME OF DAY
1 -	36.678	22.851	59.529	73.05	5.106	10:49:57.742
2 -	34.464	22.313	56.777	76.59	2.354	10:50:54.519

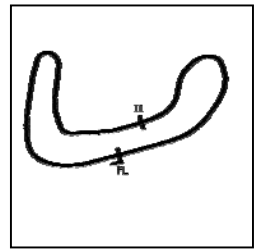
Weather / Track : Cloudy / Drying

Brands Hatch Indy
Circuit Length = 1.2079 miles
Start: 10:48 Flag 11:01 End: 11:02

BMCRC - MRO Championships 2019 - Rnd 1 @ Brands Hatch Indy

RKB-BMCRC F1 & F2 Sidecars

QUALIFYING - SECTOR ANALYSIS



SECTOR 1 = FL to I1, SECTOR 2 = I1 to FL, DIFF = Difference To Personal Best Lap, P = Crossed Finish Line in Pit Lane, D = Time Disallowed

3 -	33.214	22.197	55.411	78.47	0.988	10:51:49.930
4 -	32.694	21.729	54.423 (1)	79.90		10:52:44.353
5 -	34.416	22.430	56.846	76.49	2.423	10:53:41.199
6 -	33.256	23.007	56.263	77.29	1.840	10:54:37.462
7 -	35.551	IN PIT	3:24.551	P 21.25	2:30.128	10:58:02.013
8 -	OUTLAP	22.111	59.555	73.01	5.132	10:59:01.568
9 -	33.157	22.327	55.484	78.37	1.061	10:59:57.052
10 -	33.092	21.983	55.075	(2) 78.95	0.652	11:00:52.127
11 -	33.242	21.856	55.098	(3) 78.92	0.675	11:01:47.225

P9	36 F2	SCHOFIELD / THOMAS	- SRT motorcycles			
IDEAL LAP TIME :		BEST LAP TIME : 55.592	DIFFERENCE :			
LAP	SECTOR 1	SECTOR 2	LAP TIME	MPH	DIFF	TIME OF DAY
1 -			1:03.200	68.80	7.608	10:50:25.692
2 -			1:01.835	70.32	6.243	10:51:27.527
3 -			59.242	73.40	3.650	10:52:26.769
4 -			59.086	73.59	3.494	10:53:25.855
5 -			57.510	(3) 75.61	1.918	10:54:23.365
6 -			55.892	(2) 77.80	0.300	10:55:19.257
7 -			55.592 (1)	78.22		10:56:14.849
8 -		IN PIT	3:05.420	P 23.45	2:09.828	10:59:20.269

P10	131 F2	S CHANDLER / B CHANDLER	Honda -			
IDEAL LAP TIME : 56.583		BEST LAP TIME : 56.583	DIFFERENCE : 0.000			
LAP	SECTOR 1	SECTOR 2	LAP TIME	MPH	DIFF	TIME OF DAY
1 -	39.789	25.427	1:05.216	66.68	8.633	10:50:27.767
2 -	39.943	25.476	1:05.419	66.47	8.836	10:51:33.186
3 -	36.703	23.574	1:00.277	72.14	3.694	10:52:33.463
4 -	35.887	24.690	1:00.577	71.78	3.994	10:53:34.040
5 -	38.339	24.657	1:02.996	69.02	6.413	10:54:37.036
6 -	37.521	24.713	1:02.234	69.87	5.651	10:55:39.270
7 -	36.983	24.185	1:01.168	71.09	4.585	10:56:40.438
8 -	36.130	23.746	59.876	72.62	3.293	10:57:40.314
9 -	35.616	23.555	59.171	(3) 73.49	2.588	10:58:39.485
10 -	39.222	24.401	1:03.623	68.34	7.040	10:59:43.108
11 -	34.219	22.729	56.948	(2) 76.36	0.365	11:00:40.056
12 -	34.055	22.528	56.583 (1)	76.85		11:01:36.639

P11	118 F1	BICKNELL / ENSOR	Kawasaki -			
IDEAL LAP TIME : 56.644		BEST LAP TIME : 56.689	DIFFERENCE : 0.045			
LAP	SECTOR 1	SECTOR 2	LAP TIME	MPH	DIFF	TIME OF DAY
1 -	39.223	24.006	1:03.229	68.77	6.540	10:50:13.029
2 -	36.448	23.270	59.718	72.81	3.029	10:51:12.747
3 -	35.428	22.867	58.295	74.59	1.606	10:52:11.042
4 -	35.106	23.031	58.137	74.79	1.448	10:53:09.179
5 -	34.482	22.376	56.858	(2) 76.48	0.169	10:54:06.037
6 -	34.514	24.228	58.742	74.02	2.053	10:55:04.779
7 -	36.086	24.347	1:00.433	71.95	3.744	10:56:05.212
8 -	36.044	22.918	58.962	73.75	2.273	10:57:04.174
9 -	35.184	23.280	58.464	74.38	1.775	10:58:02.638
10 -	34.268	22.421	56.689 (1)	76.70		10:58:59.327
11 -	35.398	23.006	58.404	74.45	1.715	10:59:57.731
12 -	35.276	22.940	58.216	74.69	1.527	11:00:55.947
13 -	34.694	23.309	58.003	(3) 74.97	1.314	11:01:53.950

P12	44 F2	KING / THOMAS	- The Bell on the Common			
IDEAL LAP TIME : 57.379		BEST LAP TIME : 57.379	DIFFERENCE : 0.000			
LAP	SECTOR 1	SECTOR 2	LAP TIME	MPH	DIFF	TIME OF DAY
1 -	42.745	26.067	1:08.812	63.19	11.433	10:50:26.320
2 -	38.787	24.445	1:03.232	68.77	5.853	10:51:29.552

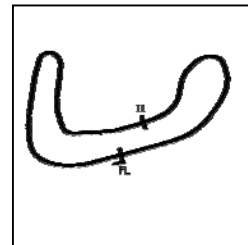
Weather / Track : Cloudy / Drying

Brands Hatch Indy
Circuit Length = 1.2079 miles
Start: 10:48 Flag 11:01 End: 11:02

BMCRC - MRO Championships 2019 - Rnd 1 @ Brands Hatch Indy

RKB-BMCRC F1 & F2 Sidecars

QUALIFYING - SECTOR ANALYSIS



SECTOR 1 = FL to I1, SECTOR 2 = I1 to FL, DIFF = Difference To Personal Best Lap, P = Crossed Finish Line in Pit Lane, D = Time Disallowed

Lap	Time	Best	Diff	MPH	Time of Day
3 -	37.061	24.434		1:01.495 70.71	4.116 10:52:31.047
4 -	34.685	23.034		57.719 (2) 75.34	0.340 10:53:28.766
5 -	35.826	23.402		59.228 73.42	1.849 10:54:27.994
6 -	34.994	22.976		57.970 75.01	0.591 10:55:25.964
7 -	35.707	23.446		59.153 73.51	1.774 10:56:25.117
8 -	34.602	22.777		57.379 (1) 75.78	10:57:22.496
9 -	34.955	23.005		57.960 75.02	0.581 10:58:20.456
10 -	35.034	22.852		57.886 75.12	0.507 10:59:18.342
11 -	34.681	23.078		57.759 (3) 75.28	0.380 11:00:16.101

P13 121 F1 LAWRENCE / HUGHES			Yamaha -			
IDEAL LAP TIME : 59.122		BEST LAP TIME : 59.122		DIFFERENCE : 0.000		
LAP	SECTOR 1	SECTOR 2	LAP TIME	MPH	DIFF	TIME OF DAY
1 -	39.340	25.932	1:05.272	66.62	6.150	10:50:07.768
2 -	36.368	24.435	1:00.803	71.51	1.681	10:51:08.571
3 -	36.934	24.051	1:00.985	71.30	1.863	10:52:09.556
4 -	35.857	23.935	59.792 (3)	72.72	0.670	10:53:09.348
5 -	36.001	23.686	59.687 (2)	72.85	0.565	10:54:09.035
6 -	36.388	23.818	1:00.206	72.22	1.084	10:55:09.241
7 -	35.470	23.652	59.122 (1)	73.55		10:56:08.363
8 -	35.734	24.266	1:00.000	72.47	0.878	10:57:08.363
9 -	36.647	23.698	1:00.345	72.06	1.223	10:58:08.708
10 -	36.083	23.751	59.834	72.67	0.712	10:59:08.542
11 -	36.430	23.813	1:00.243	72.18	1.121	11:00:08.785

P14 74 F1 RESTALL / HART			Yamaha R6 -			
IDEAL LAP TIME : 59.320		BEST LAP TIME : 59.320		DIFFERENCE : 0.000		
LAP	SECTOR 1	SECTOR 2	LAP TIME	MPH	DIFF	TIME OF DAY
1 -	44.084	27.462	1:11.546	60.78	12.226	10:50:21.646
2 -	41.280	25.582	1:06.862	65.03	7.542	10:51:28.508
3 -	37.813	24.664	1:02.477	69.60	3.157	10:52:30.985
4 -	37.676	25.088	1:02.764	69.28	3.444	10:53:33.749
5 -	38.249	24.735	1:02.984	69.04	3.664	10:54:36.733
6 -	37.430	24.796	1:02.226	69.88	2.906	10:55:38.959
7 -	37.009	23.743	1:00.752 (3)	71.57	1.432	10:56:39.711
8 -	36.603	23.641	1:00.244 (2)	72.18	0.924	10:57:39.955
9 -	35.699	23.621	59.320 (1)	73.30		10:58:39.275

P15 412 F1 PETTIS / PHILLIPS			KTM 1190 - Performance technical			
IDEAL LAP TIME : 1:00.001		BEST LAP TIME : 1:00.001		DIFFERENCE : 0.000		
LAP	SECTOR 1	SECTOR 2	LAP TIME	MPH	DIFF	TIME OF DAY
1 -	39.940	25.058	1:04.998	66.90	4.997	10:50:18.888
2 -	37.812	24.223	1:02.035	70.09	2.034	10:51:20.923
3 -			1:01.562	70.63	1.561	10:52:22.485
4 -	37.416	24.300	1:01.716	70.46	1.715	10:53:24.201
5 -	36.583	24.037	1:00.620 (2)	71.73	0.619	10:54:24.821
6 -	36.321	23.680	1:00.001 (1)	72.47		10:55:24.822
7 -	36.644	24.360	1:01.004 (3)	71.28	1.003	10:56:25.826

P16 31 F2 MUNRO / SADBERRY			Yamaha R6 - Durey Castings / Allbikes			
IDEAL LAP TIME : 1:01.512		BEST LAP TIME : 1:01.999		DIFFERENCE : 0.487		
LAP	SECTOR 1	SECTOR 2	LAP TIME	MPH	DIFF	TIME OF DAY
1 -	41.935	26.546	1:08.481	63.50	6.482	10:50:21.799
2 -	37.303	25.381	1:02.684 (2)	69.37	0.685	10:51:24.483
3 -	36.842	25.157	1:01.999 (1)	70.13		10:52:26.482
4 -	36.355	26.747	1:03.102 (3)	68.91	1.103	10:53:29.584
5 -	43.687	IN PIT	2:22.219 P	30.57	1:20.220	10:55:51.803

Weather / Track : Cloudy / Drying

Brands Hatch Indy
Circuit Length = 1.2079 miles
Start: 10:48 Flag 11:01 End: 11:02

BMCRC - MRO Championships 2019 - Rnd 1 @ Brands Hatch Indy

RKB-BMCRC F1 & F2 Sidecars

QUALIFYING - SECTOR ANALYSIS



SECTOR 1 = FL to I1, SECTOR 2 = I1 to FL, DIFF = Difference To Personal Best Lap, P = Crossed Finish Line in Pit Lane, D = Time Disallowed

P17 6 F2		BELLABY / GRISTWOOD		Suzuki - Gristwood & Toms			
IDEAL LAP TIME : 1:02.239		BEST LAP TIME : 1:02.303		DIFFERENCE : 0.064			
LAP	SECTOR 1	SECTOR 2	LAP TIME	MPH	DIFF	TIME OF DAY	
1 -	41.779	26.490	1:08.269	63.69	5.966	10:50:22.036	
2 -	39.642	25.112	1:04.754	67.15	2.451	10:51:26.790	
3 -	38.982	24.776	1:03.758	68.20	1.455	10:52:30.548	
4 -	37.807	25.149	1:02.956	69.07	0.653	10:53:33.504	
5 -	37.934	24.904	1:02.838	69.20	0.535	10:54:36.342	
6 -	37.559	24.744	1:02.303 (1)	69.79		10:55:38.645	
7 -	37.495	24.875	1:02.370 (2)	69.72	0.067	10:56:41.015	
8 -	38.085	24.861	1:02.946	69.08	0.643	10:57:43.961	
9 -	37.693	24.843	1:02.536 (3)	69.53	0.233	10:58:46.497	
10 -	37.863	25.241	1:03.104	68.91	0.801	10:59:49.601	

P18 167 F2		PETTMAN / ROBINSON		Yamaha -			
IDEAL LAP TIME : 1:03.052		BEST LAP TIME : 1:03.052		DIFFERENCE : 0.000			
LAP	SECTOR 1	SECTOR 2	LAP TIME	MPH	DIFF	TIME OF DAY	
1 -	40.032	27.142	1:07.174 (3)	64.73	4.122	10:50:08.140	
2 -	38.862	26.142	1:05.004 (2)	66.89	1.952	10:51:13.144	
3 -	37.954	25.098	1:03.052 (1)	68.96		10:52:16.196	
4 -	38.112	IN PIT	3:10.265 P	22.85	2:07.213	10:55:26.461	
5 -	OUTLAP	25.957	1:12.854	59.68	9.802	10:56:39.315	

P19 76 F2		STREET / CHARLESWORTH		Suzuki -			
IDEAL LAP TIME : 1:03.645		BEST LAP TIME : 1:03.645		DIFFERENCE : 0.000			
LAP	SECTOR 1	SECTOR 2	LAP TIME	MPH	DIFF	TIME OF DAY	
1 -	46.297	27.618	1:13.915	58.83	10.270	10:50:24.792	
2 -	40.610	26.200	1:06.810	65.08	3.165	10:51:31.602	
3 -	38.812	26.441	1:05.253 (3)	66.64	1.608	10:52:36.855	
4 -	39.224	25.963	1:05.187 (2)	66.70	1.542	10:53:42.042	
5 -	37.938	25.707	1:03.645 (1)	68.32		10:54:45.687	

P20 188 F1		BEST / SLATER		Suzuki - Ecosse Consulting			
IDEAL LAP TIME : 1:05.375		BEST LAP TIME : 1:05.820		DIFFERENCE : 0.445			
LAP	SECTOR 1	SECTOR 2	LAP TIME	MPH	DIFF	TIME OF DAY	
1 -	47.689	26.682	1:14.371	58.47	8.551	10:50:26.226	
2 -	41.126	25.865	1:06.991 (3)	64.91	1.171	10:51:33.217	
3 -	40.755	26.254	1:07.009	64.89	1.189	10:52:40.226	
4 -	41.023	26.227	1:07.250	64.66	1.430	10:53:47.476	
5 -	39.510	26.310	1:05.820 (1)	66.06		10:54:53.296	
6 -	41.582	26.207	1:07.789	64.14	1.969	10:56:01.085	
7 -	40.362	26.613	1:06.975 (2)	64.92	1.155	10:57:08.060	
8 -	40.852	27.396	1:08.248	63.71	2.428	10:58:16.308	

Weather / Track : Cloudy / Drying

Brands Hatch Indy
Circuit Length = 1.2079 miles
Start: 10:48 Flag 11:01 End: 11:02

BMCRC - MRO Championships 2019 - Rnd 1 @ Brands Hatch Indy

RKB-BMCRC F1 & F2 Sidecars

QUALIFYING - BEST SECTORS

SECTOR 1				SECTOR 2				IDEAL / BEST COMPARISON				
POS	NO	NAME	TIME	NO	NAME	TIME	POS	NO	NAME	IDEAL	BEST	DIFF
									PERFECT LAP	51.488		
1	21	R CROWE / C CROWE	30.752	21	R CROWE / C CROWE	20.736	1	21	R CROWE / C CROW	51.488	51.707	0.219
2	7	MOLYNEUX/ PAYNE	31.849	12	JACKSON / STOKOE	21.348	2	35	REEVES / THOMAS	53.415	53.415	0.000
3	35	REEVES / THOMAS	31.918	33	HEGARTY / NEAVE	21.369	3	33	HEGARTY / NEAVE	53.422	53.563	0.141
4	33	HEGARTY / NEAVE	32.053	35	REEVES / THOMAS	21.497	4	7	MOLYNEUX/ PAYNE	53.501	53.501	0.000
5	111	CABLE / MASTERS	32.164	52	PHILP / ALLUM	21.513	5	12	JACKSON / STOKOE	53.592	53.592	0.000
6	12	JACKSON / STOKOE	32.244	7	MOLYNEUX/ PAYNE	21.652	6	111	CABLE / MASTERS	53.935	53.935	0.000
7	52	PHILP / ALLUM	32.432	11	NICHOLLS / COLE	21.729	7	52	PHILP / ALLUM	53.945	53.945	0.000
8	11	NICHOLLS / COLE	32.694	111	CABLE / MASTERS	21.771	8	11	NICHOLLS / COLE	54.423	54.423	0.000
9	131	S CHANDLER / B CHANDLER	34.055	118	BICKNELL / ENSOR	22.376	9	131	S CHANDLER / B CH.	56.583	56.583	0.000
10	118	BICKNELL / ENSOR	34.268	131	S CHANDLER / B CHANDLER	22.528	10	118	BICKNELL / ENSOR	56.644	56.689	0.045
11	44	KING / THOMAS	34.602	44	KING / THOMAS	22.777	11	44	KING / THOMAS	57.379	57.379	0.000
12	121	LAWRENCE / HUGHES	35.470	74	RESTALL / HART	23.621	12	121	LAWRENCE / HUGHE	59.122	59.122	0.000
13	74	RESTALL / HART	35.699	121	LAWRENCE / HUGHES	23.652	13	74	RESTALL / HART	59.320	59.320	0.000
14	412	PETTIS / PHILLIPS	36.321	412	PETTIS / PHILLIPS	23.680	14	412	PETTIS / PHILLIPS	1:00.001	1:00.001	0.000
15	31	MUNRO / SADBERRY	36.355	6	BELLABY / GRISTWOOD	24.744	15	31	MUNRO / SADBERRY\	1:01.512	1:01.999	0.487
16	6	BELLABY / GRISTWOOD	37.495	167	PETTMAN / ROBINSON	25.098	16	6	BELLABY / GRISTWC	1:02.239	1:02.303	0.064
17	76	STREET / CHARLESWORTH	37.938	31	MUNRO / SADBERRY	25.157	17	167	PETTMAN / ROBINSC	1:03.052	1:03.052	0.000
18	167	PETTMAN / ROBINSON	37.954	76	STREET / CHARLESWORTH	25.707	18	76	STREET / CHARLES\	1:03.645	1:03.645	0.000
19	188	BEST / SLATER	39.510	188	BEST / SLATER	25.865	19	188	BEST / SLATER	1:05.375	1:05.820	0.445
20							20	36	SCHOFIELD / THOM\		55.592	

Weather / Track : Cloudy / Drying

Results can be found at www.tsl-timing.com

Brands Hatch Indy
Circuit Length = 1.2079 miles
Start: 10:48 Flag 11:01 End: 11:02

Printed - 11:18 Saturday, 09 March 2019

BMCRC - MRO Championships 2019 - Rnd 1 @ Brands Hatch Indy

RKB-BMCRC F1 & F2 Sidecars

RACE 7 - GRID (10 Laps)

ROW 12	24	17	GRAY / PITT	23	136	S EDWARDS / L EDWARDS			
ROW 11		22	18	D BLACKWOOD / J BLACKWOOD	21	67	JEFFREY / WHEELER		
ROW 10		20	188	BEST / SLATER	19	76	STREET / CHARLESWORTH		
			1:05.820				1:03.645		
ROW 9			18	167	PETTMAN / ROBINSON	17	6	BELLABY / GRISTWOOD	
							1:02.303		
ROW 8			16	31	MUNRO / SADBERRY	15	412	PETTIS / PHILLIPS	
							1:00.001		
ROW 7				14	74	RESTALL / HART	13	121	LAWRENCE / HUGHES
							59.320	59.122	
ROW 6			12	44	KING / THOMAS	11	118	BICKNELL / ENSOR	
							56.689		
ROW 5				10	131	S CHANDLER / B CHANDLER	9	36	SCHOFIELD / THOMAS
							56.583	55.592	
ROW 4			8	11	NICHOLLS / COLE	7	52	PHILP / ALLUM	
							54.423	53.945	
ROW 3				6	111	CABLE / MASTERS	5	12	JACKSON / STOKOE
							53.935	53.592	
ROW 2			4	33	HEGARTY / NEAVE	3	7	MOLYNEUX/ PAYNE	
							53.563	53.501	
ROW 1				2	35	REEVES / THOMAS	1	21	R CROWE / C CROWE
							53.415	51.707	
								Pole	

Brands Hatch Indy
Circuit Length = 1.2079 miles

These results are provisional until the conclusion of any judicial and technical matters.

Clerk Of Course :		Timekeeper :	
-------------------	--	--------------	--

Results can be found at www.tsl-timing.com

Printed - 11:21 Saturday, 09 March 2019



BMCRC - MRO Championships 2019 - Rnd 1 @ Brands Hatch Indy

RKB-BMCRC F1 & F2 Sidecars

RACE 7 - CLASSIFICATION

POS	NO	CL	PIC NAME	ENTRY	LAPS	TIME	GAP	DIFF	MPH	BEST	ON
1	21	F1	1 R CROWE / C CROWE	Yamaha - Northern Fuels Ltd	10	8:50.342			81.99	51.517	3
2	7	F2	1 MOLYNEUX/ PAYNE	Yamaha - A&J Carl Cox	10	9:00.297	9.955	9.955	80.48	53.021	4
3	52	F1	2 PHILP / ALLUM	- powerbiking	10	9:04.180	13.838	3.883	79.91	53.054	5
4	12	F2	2 JACKSON / STOKOE	Suzuki - A V Craine & Sons	10	9:06.092	15.750	1.912	79.63	53.176	6
5	11	F1	3 NICHOLLS / COLE	Kawasaki - CERTAIN EXHIBITIONS	10	9:12.140	21.798	6.048	78.75	53.817	3
6	111	F1	4 CABLE / MASTERS	Yamaha -	10	9:13.844	23.502	1.704	78.51	53.589	7
7	36	F2	3 SCHOFIELD / THOMAS	- SRT motorcycles	10	9:20.451	30.109	6.607	77.59	54.280	9
8	44	F2	4 KING / THOMAS	- The Bell on the Common	10	9:30.197	39.855	9.746	76.26	55.564	4
9	131	F2	5 S CHANDLER / B CHANDLER	Honda -	10	9:33.567	43.225	3.370	75.81	55.418	7
10	118	F1	5 BICKNELL / ENSOR	Kawasaki -	9	8:50.607	1 Lap	1 Lap	73.75	56.457	9
11	412	F1	6 PETTIS / PHILLIPS	KTM 1190 - Performance technical	9	9:00.360	1 Lap	9.753	72.42	58.202	2
12	121	F1	7 LAWRENCE / HUGHES	Yamaha -	9	9:00.996	1 Lap	0.636	72.34	58.190	2
13	31	F2	6 MUNRO / SADBERRY	Yamaha R6 - Durey Castings / Allbikes	9	9:01.075	1 Lap	0.079	72.33	58.433	8
14	74	F1	8 RESTALL / HART	Yamaha R6 -	9	9:11.766	1 Lap	10.691	70.93	59.383	9
15	6	F2	7 BELLABY / GRISTWOOD	Suzuki - Gristwood & Toms	9	9:22.097	1 Lap	10.331	69.62	1:01.052	7
16	76	F2	8 STREET / CHARLESWORTH	Suzuki -	9	9:34.991	1 Lap	12.894	68.06	1:01.238	8
17	67	F1	9 JEFFREY / WHEELER	- MJR racing	9	9:35.855	1 Lap	0.864	67.96	1:01.555	8
18	188	F1	10 BEST / SLATER	Suzuki - Ecosse Consulting	9	9:40.827	1 Lap	4.972	67.38	1:02.579	6
19	167	F2	9 PETTMAN / ROBINSON	Yamaha -	7	9:38.374	3 Laps	2 Laps	52.63	1:12.320	4

NOT CLASSIFIED

DNF	33	F2	HEGARTY / NEAVE	Honda - Sean Hegarty Ltd	2	1:51.943	8 Laps	5 Laps	77.69	53.199	2
-----	----	----	-----------------	--------------------------	---	----------	--------	--------	-------	--------	---

FASTEST LAP

21	F1	R CROWE / C CROWE	Yamaha - Northern Fuels Ltd	3	51.517	84.41 mph	135.84 kph
7	F2	MOLYNEUX/ PAYNE	Yamaha - A&J Carl Cox	4	53.021	82.01 mph	131.99 kph

Weather / Track : Cloudy / Dry

These results are provisional until the conclusion of any judicial and technical matters.

Brands Hatch Indy

Circuit Length = 1.2079 miles

Start: 14:08 Flag 14:16 End: 14:18

Clerk Of Course :	Timekeeper :
-------------------	--------------

Results can be found at www.tsl-timing.com

Printed - 14:20 Saturday, 09 March 2019



BMCR - MRO Championships 2019 - Rnd 1 @ Brands Hatch Indy

RKB-BMCR F1 & F2 Sidecars

RACE 7 - LAP CHART

LAP 1 @ 14:09:12.016		
NO	BEHIND	LAP TIME

21		58.692
33	0.052	58.744
7	1.078	59.770
52	2.375	1:01.067
12	2.678	1:01.370
11	3.584	1:02.276
36	4.029	1:02.721
44	4.769	1:03.461
111	5.116	1:03.808
131	5.869	1:04.561
412	6.994	1:05.686
121	8.235	1:06.927
118	8.665	1:07.357
31	10.039	1:08.731
74	10.952	1:09.644
6	11.366	1:10.058
167	12.971	1:11.663
67	13.975	1:12.667
76	14.457	1:13.149
188	15.815	1:14.507

LAP 2 @ 14:10:03.662		
NO	BEHIND	LAP TIME

21		51.646
33	1.605	53.199
7	2.983	53.551
52	4.369	53.640
12	5.757	54.725
11	6.665	54.727
36	8.200	55.817
44	9.336	56.213
111	9.627	56.157
131	11.276	57.053
412	13.550	58.202
121	14.779	58.190
118	15.670	58.651
31	16.960	58.567
74	20.026	1:00.720
6	21.284	1:01.564
67	25.586	1:03.257
76	25.801	1:02.990
188	28.683	1:04.514

LAP 3 @ 14:10:55.179		
NO	BEHIND	LAP TIME

21		51.517
7	4.729	53.263
52	6.499	53.647
12	7.426	53.186
11	8.965	53.817
36	12.121	55.438
111	13.446	55.336
44	14.100	56.281
131	16.753	56.994
412	20.408	58.375
121	22.052	58.790
118	23.509	59.356
31	24.463	59.020
74	28.674	1:00.165
6	30.982	1:01.215
67	37.277	1:03.208

LAP 4 @ 14:11:47.299		
NO	BEHIND	LAP TIME

21		52.120
7	5.630	53.021
52	7.589	53.210
12	8.682	53.376
11	10.979	54.134
36	15.404	55.403
111	15.607	54.281
44	17.544	55.564
131	20.773	56.140
412	27.129	58.841
121	28.833	58.901
118	30.122	58.733
31	31.963	59.620
74	36.386	59.832
6	40.362	1:01.500
67	48.809	1:03.652
76	50.462	1:03.223

LAP 5 @ 14:12:39.101		
NO	BEHIND	LAP TIME

21		51.802
188	1 Lap	1:02.982
7	6.901	53.073
52	8.841	53.054
12	10.211	53.331
11	14.321	55.144
111	18.099	54.294
36	18.816	55.214
167	2 Laps	1:15.560
44	21.738	55.996
131	25.309	56.338
412	33.869	58.542
118	36.151	57.831
121	36.349	59.318
31	39.750	59.589
74	44.804	1:00.220
6	49.826	1:01.266

LAP 6 @ 14:13:31.655		
NO	BEHIND	LAP TIME

21		52.554
67	1 Lap	1:02.449
7	7.706	53.359
76	1 Lap	1:02.342
52	9.685	53.398
188	1 Lap	1:02.612
12	10.833	53.176
11	15.647	53.880
111	19.480	53.935
36	21.204	54.942
44	25.436	56.252
131	29.403	56.648
167	2 Laps	1:12.320
412	40.329	59.014
118	40.777	57.180
121	42.902	59.107
31	46.360	59.164

LAP 7 @ 14:14:23.975		
NO	BEHIND	LAP TIME

21		52.320
74	1 Lap	1:00.180
6	1 Lap	1:02.003
7	8.512	53.126
52	13.053	55.688
12	13.582	55.069
67	1 Lap	1:02.948
11	17.655	54.328
76	1 Lap	1:01.669
188	1 Lap	1:02.579
111	20.749	53.589
36	23.669	54.785
44	29.536	56.420
131	32.501	55.418
118	45.728	57.271
412	48.458	1:00.449
121	49.211	58.629

LAP 8 @ 14:15:16.632		
NO	BEHIND	LAP TIME

21		52.657
31	1 Lap	58.925
167	3 Laps	1:13.546
74	1 Lap	1:00.782
7	9.074	53.219
52	14.095	53.699
12	14.920	53.995
6	1 Lap	1:01.052
11	19.051	54.053
111	22.811	54.719
36	26.720	55.708
76	1 Lap	1:01.709
67	1 Lap	1:03.152
188	1 Lap	1:02.836
44	32.675	55.796
131	35.774	55.930
118	50.842	57.771

LAP 9 @ 14:16:10.102		
NO	BEHIND	LAP TIME

21		53.470
412	1 Lap	59.894
121	1 Lap	1:00.116
31	1 Lap	58.433
7	9.360	53.756
52	14.212	53.587
74	1 Lap	1:00.840
12	15.674	54.224
11	20.849	55.268
111	23.408	54.067
6	1 Lap	1:01.680
36	27.530	54.280
167	3 Laps	1:13.551
76	1 Lap	1:01.238
67	1 Lap	1:01.555
44	36.697	57.492
131	39.255	56.951
188	1 Lap	1:03.057

LAP 10 @ 14:17:03.666		
NO	BEHIND	LAP TIME

21		53.564
118	1 Lap	56.457
7	9.955	54.159
412	1 Lap	1:01.357
121	1 Lap	1:01.018
31	1 Lap	59.026
52	13.838	53.190
12	15.750	53.640
74	1 Lap	59.383
11	21.798	54.513
111	23.502	53.658
36	30.109	56.143
6	1 Lap	1:01.759
44	39.855	56.722
131	43.225	57.534
76	1 Lap	1:03.596
67	1 Lap	1:02.967
167	3 Laps	1:14.000
188	1 Lap	1:03.889

Weather / Track : Cloudy / Dry

Brands Hatch Indy
Circuit Length = 1.2079 miles
Start: 14:08 Flag 14:16 End: 14:18

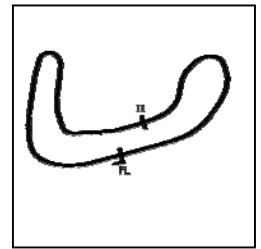
Results can be found at www.tsl-timing.com

Printed - 14:21 Saturday, 09 March 2019

BMCRC - MRO Championships 2019 - Rnd 1 @ Brands Hatch Indy

RKB-BMCRC F1 & F2 Sidecars

RACE 7 - SECTOR ANALYSIS



SECTOR 1 = FL to I1, SECTOR 2 = I1 to FL, DIFF = Difference To Personal Best Lap, P = Crossed Finish Line in Pit Lane, D = Time Disallowed

P1		21 F1		R CROWE / C CROWE		Yamaha - Northern Fuels Ltd	
IDEAL LAP TIME : 51.458		BEST LAP TIME : 51.517		DIFFERENCE : 0.059			
LAP	SECTOR 1	SECTOR 2	LAP TIME	MPH	DIFF	TIME OF DAY	
1 -		21.235	58.692	74.09	7.175	14:09:12.016	
2 -	30.868	20.778	51.646 (2)	84.20	0.129	14:10:03.662	
3 -	30.781	20.736	51.517 (1)	84.41		14:10:55.179	
4 -	31.029	21.091	52.120	83.43	0.603	14:11:47.299	
5 -	30.818	20.984	51.802 (3)	83.94	0.285	14:12:39.101	
6 -	31.877	20.677	52.554	82.74	1.037	14:13:31.655	
7 -	31.010	21.310	52.320	83.11	0.803	14:14:23.975	
8 -	31.184	21.473	52.657	82.58	1.140	14:15:16.632	
9 -	32.086	21.384	53.470	81.32	1.953	14:16:10.102	
10 -	31.277	22.287	53.564	81.18	2.047	14:17:03.666	

P2		7 F2		MOLYNEUX/ PAYNE		Yamaha - A&J Carl Cox	
IDEAL LAP TIME : 52.704		BEST LAP TIME : 53.021		DIFFERENCE : 0.317			
LAP	SECTOR 1	SECTOR 2	LAP TIME	MPH	DIFF	TIME OF DAY	
1 -		21.951	59.770	72.75	6.749	14:09:13.094	
2 -	31.845	21.706	53.551	81.20	0.530	14:10:06.645	
3 -	32.023	21.240	53.263	81.64	0.242	14:10:59.908	
4 -	31.464	21.557	53.021 (1)	82.01		14:11:52.929	
5 -	31.531	21.542	53.073 (2)	81.93	0.052	14:12:46.002	
6 -	31.560	21.799	53.359	81.49	0.338	14:13:39.361	
7 -	31.825	21.301	53.126 (3)	81.85	0.105	14:14:32.487	
8 -	31.974	21.245	53.219	81.71	0.198	14:15:25.706	
9 -	32.491	21.265	53.756	80.89	0.735	14:16:19.462	
10 -	31.755	22.404	54.159	80.29	1.138	14:17:13.621	

P3		52 F1		PHILP / ALLUM		- powerbiking	
IDEAL LAP TIME : 52.856		BEST LAP TIME : 53.054		DIFFERENCE : 0.198			
LAP	SECTOR 1	SECTOR 2	LAP TIME	MPH	DIFF	TIME OF DAY	
1 -		21.790	1:01.067	71.20	8.013	14:09:14.391	
2 -	32.029	21.611	53.640	81.07	0.586	14:10:08.031	
3 -	32.363	21.284	53.647	81.05	0.593	14:11:01.678	
4 -	31.913	21.297	53.210 (3)	81.72	0.156	14:11:54.888	
5 -	31.804	21.250	53.054 (1)	81.96		14:12:47.942	
6 -	31.606	21.792	53.398	81.43	0.344	14:13:41.340	
7 -	34.436	21.252	55.688	78.08	2.634	14:14:37.028	
8 -	31.909	21.790	53.699	80.98	0.645	14:15:30.727	
9 -	31.916	21.671	53.587	81.15	0.533	14:16:24.314	
10 -	31.829	21.361	53.190 (2)	81.75	0.136	14:17:17.504	

P4		12 F2		JACKSON / STOKOE		Suzuki - A V Craine & Sons	
IDEAL LAP TIME : 52.994		BEST LAP TIME : 53.176		DIFFERENCE : 0.182			
LAP	SECTOR 1	SECTOR 2	LAP TIME	MPH	DIFF	TIME OF DAY	
1 -		22.052	1:01.370	70.85	8.194	14:09:14.694	
2 -	32.906	21.819	54.725	79.46	1.549	14:10:09.419	
3 -	31.979	21.207	53.186 (2)	81.76	0.010	14:11:02.605	
4 -	32.261	21.115	53.376	81.47	0.200	14:11:55.981	
5 -	32.095	21.236	53.331 (3)	81.53	0.155	14:12:49.312	
6 -	31.879	21.297	53.176 (1)	81.77		14:13:42.488	
7 -	33.470	21.599	55.069	78.96	1.893	14:14:37.557	
8 -	32.378	21.617	53.995	80.53	0.819	14:15:31.552	
9 -	32.389	21.835	54.224	80.19	1.048	14:16:25.776	
10 -	32.172	21.468	53.640	81.07	0.464	14:17:19.416	

P5		11 F1		NICHOLLS / COLE		Kawasaki - CERTAIN EXHIBITIONS	
IDEAL LAP TIME : 53.767		BEST LAP TIME : 53.817		DIFFERENCE : 0.050			
LAP	SECTOR 1	SECTOR 2	LAP TIME	MPH	DIFF	TIME OF DAY	

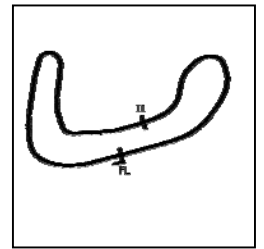
Weather / Track : Cloudy / Dry

Brands Hatch Indy
Circuit Length = 1.2079 miles
Start: 14:08 Flag 14:16 End: 14:18

BMCRC - MRO Championships 2019 - Rnd 1 @ Brands Hatch Indy

RKB-BMCRC F1 & F2 Sidecars

RACE 7 - SECTOR ANALYSIS



SECTOR 1 = FL to I1, SECTOR 2 = I1 to FL, DIFF = Difference To Personal Best Lap, P = Crossed Finish Line in Pit Lane, D = Time Disallowed

1 -		22.367	1:02.276	69.82	8.459	14:09:15.600
2 -	32.823	21.904	54.727	79.45	0.910	14:10:10.327
3 -	32.101	21.716	53.817 (1)	80.80		14:11:04.144
4 -	32.388	21.746	54.134	80.33	0.317	14:11:58.278
5 -	32.396	22.748	55.144	78.85	1.327	14:12:53.422
6 -	32.165	21.715	53.880 (2)	80.70	0.063	14:13:47.302
7 -	32.467	21.861	54.328	80.04	0.511	14:14:41.630
8 -	32.387	21.666	54.053 (3)	80.45	0.236	14:15:35.683
9 -	32.928	22.340	55.268	78.68	1.451	14:16:30.951
10 -	32.652	21.861	54.513	79.77	0.696	14:17:25.464

P6 111 F1 CABLE / MASTERS			Yamaha -			
IDEAL LAP TIME : 53.526		BEST LAP TIME : 53.589		DIFFERENCE : 0.063		
LAP	SECTOR 1	SECTOR 2	LAP TIME	MPH	DIFF	TIME OF DAY
1 -		22.828	1:03.808	68.15	10.219	14:09:17.132
2 -	33.607	22.550	56.157	77.43	2.568	14:10:13.289
3 -	33.180	22.156	55.336	78.58	1.747	14:11:08.625
4 -	32.315	21.966	54.281	80.11	0.692	14:12:02.906
5 -	32.607	21.687	54.294	80.09	0.705	14:12:57.200
6 -	32.187	21.748	53.935 (3)	80.62	0.346	14:13:51.135
7 -	31.914	21.675	53.589 (1)	81.14		14:14:44.724
8 -	32.943	21.776	54.719	79.47	1.130	14:15:39.443
9 -	31.851	22.216	54.067	80.42	0.478	14:16:33.510
10 -	31.906	21.752	53.658 (2)	81.04	0.069	14:17:27.168

P7 36 F2 SCHOFIELD / THOMAS			- SRT motorcycles			
IDEAL LAP TIME : 54.280		BEST LAP TIME : 54.280		DIFFERENCE : 0.000		
LAP	SECTOR 1	SECTOR 2	LAP TIME	MPH	DIFF	TIME OF DAY
1 -			1:02.721	69.33	8.441	14:09:16.045
2 -			55.817	77.90	1.537	14:10:11.862
3 -			55.438	78.44	1.158	14:11:07.300
4 -			55.403	78.49	1.123	14:12:02.703
5 -			55.214	78.75	0.934	14:12:57.917
6 -	32.739	22.203	54.942 (3)	79.14	0.662	14:13:52.859
7 -			54.785 (2)	79.37	0.505	14:14:47.644
8 -			55.708	78.06	1.428	14:15:43.352
9 -	32.401	21.879	54.280 (1)	80.11		14:16:37.632
10 -			56.143	77.45	1.863	14:17:33.775

P8 44 F2 KING / THOMAS			- The Bell on the Common			
IDEAL LAP TIME : 55.433		BEST LAP TIME : 55.564		DIFFERENCE : 0.131		
LAP	SECTOR 1	SECTOR 2	LAP TIME	MPH	DIFF	TIME OF DAY
1 -		22.771	1:03.461	68.52	7.897	14:09:16.785
2 -	33.783	22.430	56.213	77.35	0.649	14:10:12.998
3 -	33.840	22.441	56.281	77.26	0.717	14:11:09.279
4 -	33.053	22.511	55.564 (1)	78.26		14:12:04.843
5 -	33.593	22.403	55.996 (3)	77.65	0.432	14:13:00.839
6 -	33.780	22.472	56.252	77.30	0.688	14:13:57.091
7 -	33.739	22.681	56.420	77.07	0.856	14:14:53.511
8 -	33.416	22.380	55.796 (2)	77.93	0.232	14:15:49.307
9 -	34.517	22.975	57.492	75.63	1.928	14:16:46.799
10 -	34.209	22.513	56.722	76.66	1.158	14:17:43.521

P9 131 F2 S CHANDLER / B CHANDLER			Honda -			
IDEAL LAP TIME : 55.418		BEST LAP TIME : 55.418		DIFFERENCE : 0.000		
LAP	SECTOR 1	SECTOR 2	LAP TIME	MPH	DIFF	TIME OF DAY
1 -		23.217	1:04.561	67.35	9.143	14:09:17.885
2 -	33.996	23.057	57.053	76.22	1.635	14:10:14.938
3 -	33.953	23.041	56.994	76.29	1.576	14:11:11.932
4 -	33.643	22.497	56.140 (3)	77.45	0.722	14:12:08.072

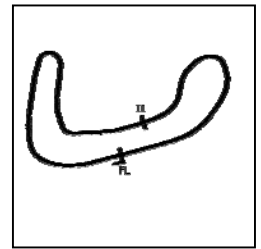
Weather / Track : Cloudy / Dry

Brands Hatch Indy
Circuit Length = 1.2079 miles
Start: 14:08 Flag 14:16 End: 14:18

BMCRC - MRO Championships 2019 - Rnd 1 @ Brands Hatch Indy

RKB-BMCRC F1 & F2 Sidecars

RACE 7 - SECTOR ANALYSIS



SECTOR 1 = FL to I1, SECTOR 2 = I1 to FL, DIFF = Difference To Personal Best Lap, P = Crossed Finish Line in Pit Lane, D = Time Disallowed

5 -	33.885	22.453	56.338	77.18	0.920	14:13:04.410
6 -	34.187	22.461	56.648	76.76	1.230	14:14:01.058
7 -	33.139	22.279	55.418 (1)	78.46		14:14:56.476
8 -	33.465	22.465	55.930 (2)	77.75	0.512	14:15:52.406
9 -	33.815	23.136	56.951	76.35	1.533	14:16:49.357
10 -	34.078	23.456	57.534	75.58	2.116	14:17:46.891

P10 118 F1	BICKNELL / ENSOR	Kawasaki -
IDEAL LAP TIME : 56.384	BEST LAP TIME : 56.457	DIFFERENCE : 0.073

LAP	SECTOR 1	SECTOR 2	LAP TIME	MPH	DIFF	TIME OF DAY
1 -		24.642	1:07.357	64.56	10.900	14:09:20.681
2 -	34.551	24.100	58.651	74.14	2.194	14:10:19.332
3 -	36.252	23.104	59.356	73.26	2.899	14:11:18.688
4 -	35.282	23.451	58.733	74.04	2.276	14:12:17.421
5 -	34.634	23.197	57.831	75.19	1.374	14:13:15.252
6 -	34.124	23.056	57.180 (2)	76.05	0.723	14:14:12.432
7 -	34.532	22.739	57.271 (3)	75.93	0.814	14:15:09.703
8 -	34.511	23.260	57.771	75.27	1.314	14:16:07.474
9 -	33.645	22.812	56.457 (1)	77.02		14:17:03.931

P11 412 F1	PETTIS / PHILLIPS	KTM 1190 - Performance technical
IDEAL LAP TIME : 58.355	BEST LAP TIME : 58.202	DIFFERENCE : -0.153

LAP	SECTOR 1	SECTOR 2	LAP TIME	MPH	DIFF	TIME OF DAY
1 -			1:05.686	66.20	7.484	14:09:19.010
2 -			58.202 (1)	74.71		14:10:17.212
3 -	34.894	23.481	58.375 (2)	74.49	0.173	14:11:15.587
4 -	34.960	23.881	58.841	73.90	0.639	14:12:14.428
5 -	34.874	23.668	58.542 (3)	74.28	0.340	14:13:12.970
6 -	35.045	23.969	59.014	73.68	0.812	14:14:11.984
7 -	36.863	23.586	1:00.449	71.93	2.247	14:15:12.433
8 -	35.746	24.148	59.894	72.60	1.692	14:16:12.327
9 -	37.652	23.705	1:01.357	70.87	3.155	14:17:13.684

P12 121 F1	LAWRENCE / HUGHES	Yamaha -
IDEAL LAP TIME : 57.879	BEST LAP TIME : 58.190	DIFFERENCE : 0.311

LAP	SECTOR 1	SECTOR 2	LAP TIME	MPH	DIFF	TIME OF DAY
1 -		23.872	1:06.927	64.97	8.737	14:09:20.251
2 -	34.482	23.708	58.190 (1)	74.73		14:10:18.441
3 -	35.393	23.397	58.790 (3)	73.96	0.600	14:11:17.231
4 -	35.191	23.710	58.901	73.82	0.711	14:12:16.132
5 -	35.460	23.858	59.318	73.31	1.128	14:13:15.450
6 -	35.359	23.748	59.107	73.57	0.917	14:14:14.557
7 -	35.168	23.461	58.629 (2)	74.17	0.439	14:15:13.186
8 -	36.073	24.043	1:00.116	72.33	1.926	14:16:13.302
9 -	36.929	24.089	1:01.018	71.26	2.828	14:17:14.320

P13 31 F2	MUNRO / SADBERRY	Yamaha R6 - Durey Castings / Allbikes
IDEAL LAP TIME : 58.086	BEST LAP TIME : 58.433	DIFFERENCE : 0.347

LAP	SECTOR 1	SECTOR 2	LAP TIME	MPH	DIFF	TIME OF DAY
1 -		24.489	1:08.731	63.26	10.298	14:09:22.055
2 -	34.918	23.649	58.567 (2)	74.25	0.134	14:10:20.622
3 -	35.031	23.989	59.020	73.68	0.587	14:11:19.642
4 -	34.485	25.135	59.620	72.93	1.187	14:12:19.262
5 -	35.180	24.409	59.589	72.97	1.156	14:13:18.851
6 -	34.894	24.270	59.164	73.50	0.731	14:14:18.015
7 -	34.437	24.488	58.925 (3)	73.79	0.492	14:15:16.940
8 -	34.595	23.838	58.433 (1)	74.42		14:16:15.373
9 -	34.981	24.045	59.026	73.67	0.593	14:17:14.399

Weather / Track : Cloudy / Dry

Brands Hatch Indy
Circuit Length = 1.2079 miles
Start: 14:08 Flag 14:16 End: 14:18

BMCRC - MRO Championships 2019 - Rnd 1 @ Brands Hatch Indy

RKB-BMCRC F1 & F2 Sidecars

RACE 7 - SECTOR ANALYSIS



SECTOR 1 = FL to I1, SECTOR 2 = I1 to FL, DIFF = Difference To Personal Best Lap, P = Crossed Finish Line in Pit Lane, D = Time Disallowed

P14 74 F1		RESTALL / HART		Yamaha R6 -		
IDEAL LAP TIME : 59.383		BEST LAP TIME : 59.383		DIFFERENCE : 0.000		
LAP	SECTOR 1	SECTOR 2	LAP TIME	MPH	DIFF	TIME OF DAY
1 -		24.819	1:09.644	62.44	10.261	14:09:22.968
2 -	36.534	24.186	1:00.720	71.61	1.337	14:10:23.688
3 -	36.182	23.983	1:00.165 (3)	72.27	0.782	14:11:23.853
4 -	35.810	24.022	59.832 (2)	72.68	0.449	14:12:23.685
5 -	36.206	24.014	1:00.220	72.21	0.837	14:13:23.905
6 -	36.147	24.033	1:00.180	72.25	0.797	14:14:24.085
7 -	36.714	24.068	1:00.782	71.54	1.399	14:15:24.867
8 -	36.150	24.690	1:00.840	71.47	1.457	14:16:25.707
9 -	35.781	23.602	59.383 (1)	73.22		14:17:25.090

P15 6 F2		BELLABY / GRISTWOOD		Suzuki - Gristwood & Toms		
IDEAL LAP TIME : 1:00.937		BEST LAP TIME : 1:01.052		DIFFERENCE : 0.115		
LAP	SECTOR 1	SECTOR 2	LAP TIME	MPH	DIFF	TIME OF DAY
1 -		24.942	1:10.058	62.07	9.006	14:09:23.382
2 -	36.958	24.606	1:01.564	70.63	0.512	14:10:24.946
3 -	36.761	24.454	1:01.215 (2)	71.03	0.163	14:11:26.161
4 -	36.844	24.656	1:01.500	70.70	0.448	14:12:27.661
5 -	36.483	24.783	1:01.266 (3)	70.97	0.214	14:13:28.927
6 -	37.272	24.731	1:02.003	70.13	0.951	14:14:30.930
7 -	36.578	24.474	1:01.052 (1)	71.22		14:15:31.982
8 -	36.706	24.974	1:01.680	70.50	0.628	14:16:33.662
9 -	36.632	25.127	1:01.759	70.41	0.707	14:17:35.421

P16 76 F2		STREET / CHARLESWORTH		Suzuki -		
IDEAL LAP TIME : 1:00.328		BEST LAP TIME : 1:01.238		DIFFERENCE : 0.910		
LAP	SECTOR 1	SECTOR 2	LAP TIME	MPH	DIFF	TIME OF DAY
1 -		25.860	1:13.149	59.44	11.911	14:09:26.473
2 -	38.176	24.814	1:02.990	69.03	1.752	14:10:29.463
3 -	39.263	25.812	1:05.075	66.82	3.837	14:11:34.538
4 -	38.413	24.810	1:03.223	68.78	1.985	14:12:37.761
5 -	37.257	25.085	1:02.342	69.75	1.104	14:13:40.103
6 -	37.043	24.626	1:01.669 (2)	70.51	0.431	14:14:41.772
7 -	37.408	24.301	1:01.709 (3)	70.46	0.471	14:15:43.481
8 -	36.027	25.211	1:01.238 (1)	71.01		14:16:44.719
9 -	38.026	25.570	1:03.596	68.37	2.358	14:17:48.315

P17 67 F1		JEFFREY / WHEELER		- MJP racing		
IDEAL LAP TIME : 1:01.555		BEST LAP TIME : 1:01.555		DIFFERENCE : 0.000		
LAP	SECTOR 1	SECTOR 2	LAP TIME	MPH	DIFF	TIME OF DAY
1 -		25.725	1:12.667	59.84	11.112	14:09:25.991
2 -	37.806	25.451	1:03.257	68.74	1.702	14:10:29.248
3 -	37.782	25.426	1:03.208	68.79	1.653	14:11:32.456
4 -	38.315	25.337	1:03.652	68.31	2.097	14:12:36.108
5 -	37.637	24.812	1:02.449 (2)	69.63	0.894	14:13:38.557
6 -	37.510	25.438	1:02.948 (3)	69.08	1.393	14:14:41.505
7 -	38.329	24.823	1:03.152	68.85	1.597	14:15:44.657
8 -	36.935	24.620	1:01.555 (1)	70.64		14:16:46.212
9 -	37.334	25.633	1:02.967	69.06	1.412	14:17:49.179

P18 188 F1		BEST / SLATER		Suzuki - Ecosse Consulting		
IDEAL LAP TIME : 1:02.091		BEST LAP TIME : 1:02.579		DIFFERENCE : 0.488		
LAP	SECTOR 1	SECTOR 2	LAP TIME	MPH	DIFF	TIME OF DAY
1 -		26.123	1:14.507	58.36	11.928	14:09:27.831
2 -	39.167	25.347	1:04.514	67.40	1.935	14:10:32.345
3 -	38.735	25.116	1:03.851	68.10	1.272	14:11:36.196
4 -	38.366	24.616	1:02.982	69.04	0.403	14:12:39.178

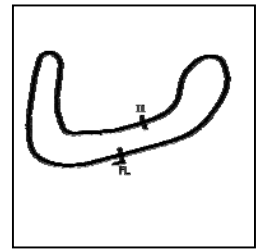
Weather / Track : Cloudy / Dry

Brands Hatch Indy
Circuit Length = 1.2079 miles
Start: 14:08 Flag 14:16 End: 14:18

BMCRC - MRO Championships 2019 - Rnd 1 @ Brands Hatch Indy

RKB-BMCRC F1 & F2 Sidecars

RACE 7 - SECTOR ANALYSIS



SECTOR 1 = FL to I1, SECTOR 2 = I1 to FL, DIFF = Difference To Personal Best Lap, P = Crossed Finish Line in Pit Lane, D = Time Disallowed

5 -	37.662	24.950	1:02.612 (2)	69.45	0.033	14:13:41.790
6 -	37.891	24.688	1:02.579 (1)	69.48		14:14:44.369
7 -	38.407	24.429	1:02.836 (3)	69.20	0.257	14:15:47.205
8 -	38.117	24.940	1:03.057	68.96	0.478	14:16:50.262
9 -	38.264	25.625	1:03.889	68.06	1.310	14:17:54.151

P19 167 F2	PETTMAN / ROBINSON	Yamaha -
IDEAL LAP TIME : 1:07.774	BEST LAP TIME : 1:12.320	DIFFERENCE : 4.546

LAP	SECTOR 1	SECTOR 2	LAP TIME	MPH	DIFF	TIME OF DAY
1 -		25.408	1:11.663	60.68		14:09:24.987
2 -	44.387	IN PIT	2:17.734 P	31.57	1:05.414	14:11:42.721
3 -	OUTLAP	28.687	1:15.560	57.55	3.240	14:12:58.281
4 -	42.366	29.954	1:12.320 (1)	60.13		14:14:10.601
5 -	43.388	30.158	1:13.546 (2)	59.12	1.226	14:15:24.147
6 -	43.459	30.092	1:13.551 (3)	59.12	1.231	14:16:37.698
7 -	44.165	29.835	1:14.000	58.76	1.680	14:17:51.698

P20 33 F2	HEGARTY / NEAVE	Honda - Sean Hegarty Ltd
IDEAL LAP TIME : 53.199	BEST LAP TIME : 53.199	DIFFERENCE : 0.000

LAP	SECTOR 1	SECTOR 2	LAP TIME	MPH	DIFF	TIME OF DAY
1 -		21.539	58.744	74.02	5.545	14:09:12.068
2 -	31.857	21.342	53.199 (1)	81.74		14:10:05.267

BMCRC - MRO Championships 2019 - Rnd 1 @ Brands Hatch Indy

RKB-BMCRC F1 & F2 Sidecars

RACE 7 - BEST SECTORS

SECTOR 1			SECTOR 2			IDEAL / BEST COMPARISON						
POS	NO	NAME	TIME	NO	NAME	TIME	POS	NO	NAME	IDEAL	BEST	DIFF
									PERFECT LAP	51.458		
1	21	R CROWE / C CROWE	30.781	21	R CROWE / C CROWE	20.677	1	21	R CROWE / C CROW	51.458	51.517	0.059
2	7	MOLYNEUX/ PAYNE	31.464	12	JACKSON / STOKOE	21.115	2	7	MOLYNEUX/ PAYNE	52.704	53.021	0.317
3	52	PHILP / ALLUM	31.606	7	MOLYNEUX/ PAYNE	21.240	3	52	PHILP / ALLUM	52.856	53.054	0.198
4	111	CABLE / MASTERS	31.851	52	PHILP / ALLUM	21.250	4	12	JACKSON / STOKOE	52.994	53.176	0.182
5	33	HEGARTY / NEAVE	31.857	33	HEGARTY / NEAVE	21.342	5	33	HEGARTY / NEAVE	53.199	53.199	0.000
6	12	JACKSON / STOKOE	31.879	11	NICHOLLS / COLE	21.666	6	111	CABLE / MASTERS	53.526	53.589	0.063
7	11	NICHOLLS / COLE	32.101	111	CABLE / MASTERS	21.675	7	11	NICHOLLS / COLE	53.767	53.817	0.050
8	36	SCHOFIELD / THOMAS	32.401	36	SCHOFIELD / THOMAS	21.879	8	36	SCHOFIELD / THOMAS	54.280	54.280	0.000
9	44	KING / THOMAS	33.053	131	S CHANDLER / B CHANDLER	22.279	9	131	S CHANDLER / B CH	55.418	55.418	0.000
10	131	S CHANDLER / B CHANDLER	33.139	44	KING / THOMAS	22.380	10	44	KING / THOMAS	55.433	55.564	0.131
11	118	BICKNELL / ENSOR	33.645	118	BICKNELL / ENSOR	22.739	11	118	BICKNELL / ENSOR	56.384	56.457	0.073
12	31	MUNRO / SADBERRY	34.437	121	LAWRENCE / HUGHES	23.397	12	121	LAWRENCE / HUGHES	57.879	58.190	0.311
13	121	LAWRENCE / HUGHES	34.482	412	PETTIS / PHILLIPS	23.481	13	31	MUNRO / SADBERRY	58.086	58.433	0.347
14	412	PETTIS / PHILLIPS	34.874	74	RESTALL / HART	23.602	14	412	PETTIS / PHILLIPS	58.355	58.202	-0.153
15	74	RESTALL / HART	35.781	31	MUNRO / SADBERRY	23.649	15	74	RESTALL / HART	59.383	59.383	0.000
16	76	STREET / CHARLESWORTH	36.027	76	STREET / CHARLESWORTH	24.301	16	76	STREET / CHARLESW	1:00.328	1:01.238	0.910
17	6	BELLABY / GRISTWOOD	36.483	188	BEST / SLATER	24.429	17	6	BELLABY / GRISTWC	1:00.937	1:01.052	0.115
18	67	JEFFREY / WHEELER	36.935	6	BELLABY / GRISTWOOD	24.454	18	67	JEFFREY / WHEELER	1:01.555	1:01.555	0.000
19	188	BEST / SLATER	37.662	67	JEFFREY / WHEELER	24.620	19	188	BEST / SLATER	1:02.091	1:02.579	0.488
20	167	PETTMAN / ROBINSON	42.366	167	PETTMAN / ROBINSON	25.408	20	167	PETTMAN / ROBINSON	1:07.774	1:12.320	4.546

Weather / Track : Cloudy / Dry

Results can be found at www.tsl-timing.com

Brands Hatch Indy
Circuit Length = 1.2079 miles
Start: 14:08 Flag 14:16 End: 14:18

Printed - 14:20 Saturday, 09 March 2019

BMCRC - MRO Championships 2019 - Rnd 1 @ Brands Hatch Indy

RKB-BMCRC F1 & F2 Sidecars

RACE 17 - GRID (10 Laps)

ROW 12	24	17	GRAY / PITT	23	136	S EDWARDS / L EDWARDS		
ROW 11		22	18	D BLACKWOOD / J BLACKWOOD	21	35	REEVES / THOMAS	
ROW 10		20	167	PETTMAN / ROBINSON	19	188	BEST / SLATER	
			1:12.320			1:02.579		
ROW 9			18	67	JEFFREY / WHEELER	17	76	STREET / CHARLESWORTH
			1:01.555			1:01.238		
ROW 8		16	6	BELLABY / GRISTWOOD	15	74	RESTALL / HART	
			1:01.052			59.383		
ROW 7			14	31	MUNRO / SADBERRY	13	412	PETTIS / PHILLIPS
			58.433			58.202		
ROW 6		12	121	LAWRENCE / HUGHES	11	118	BICKNELL / ENSOR	
			58.190			56.457		
ROW 5			10	44	KING / THOMAS	9	131	S CHANDLER / B CHANDLER
			55.564			55.418		
ROW 4		8	36	SCHOFIELD / THOMAS	7	11	NICHOLLS / COLE	
			54.280			53.817		
ROW 3			6	111	CABLE / MASTERS	5	33	HEGARTY / NEAVE
			53.589			53.199		
ROW 2		4	12	JACKSON / STOKOE	3	52	PHILP / ALLUM	
			53.176			53.054		
ROW 1			2	7	MOLYNEUX/ PAYNE	1	21	R CROWE / C CROWE
			53.021			51.517		
						Pole		

Brands Hatch Indy
Circuit Length = 1.2079 miles

These results are provisional until the conclusion of any judicial and technical matters.

Clerk Of Course :		Timekeeper :	
-------------------	--	--------------	--

Results can be found at www.tsl-timing.com

Printed - 14:25 Saturday, 09 March 2019



BMCRC - MRO Championships 2019 - Rnd 1 @ Brands Hatch Indy

RKB-BMCRC F1 & F2 Sidecars

RACE 17 - CLASSIFICATION

POS	NO	CL	PIC NAME	ENTRY	LAPS	TIME	GAP	DIFF	MPH	BEST	ON
1	21	F1	1 R CROWE / C CROWE	Yamaha - Northern Fuels Ltd	10	8:46.327			82.62	50.983	7
2	7	F2	1 MOLYNEUX/ PAYNE	Yamaha - A&J Carl Cox	10	9:01.541	15.214	15.214	80.30	53.206	9
3	52	F1	2 PHILP / ALLUM	- powerbiking	10	9:04.425	18.098	2.884	79.87	53.053	5
4	111	F1	3 CABLE / MASTERS	Yamaha -	10	9:04.850	18.523	0.425	79.81	52.416	10
5	12	F2	2 JACKSON / STOKOE	Suzuki - A V Craine & Sons	10	9:09.745	23.418	4.895	79.10	53.666	3
6	11	F1	4 NICHOLLS / COLE	Kawasaki - CERTAIN EXHIBITIONS	10	9:10.284	23.957	0.539	79.02	53.522	10
7	44	F2	3 KING / THOMAS	- The Bell on the Common	10	9:27.182	40.855	16.898	76.67	55.151	5
8	118	F1	5 BICKNELL / ENSOR	Kawasaki -	10	9:29.437	43.110	2.255	76.36	55.132	7
9	131	F2	4 S CHANDLER / B CHANDLER	Honda -	10	9:37.270	50.943	7.833	75.33	56.328	9
10	412	F1	6 PETTIS / PHILLIPS	KTM 1190 - Performance technical	9	9:01.457	1 Lap	1 Lap	72.28	58.271	8
11	121	F1	7 LAWRENCE / HUGHES	Yamaha -	9	9:02.398	1 Lap	0.941	72.15	58.547	8
12	74	F1	8 RESTALL / HART	Yamaha R6 -	9	9:18.885	1 Lap	16.487	70.02	59.456	8
13	167	F2	5 PETTMAN / ROBINSON	Yamaha -	9	9:27.402	1 Lap	8.517	68.97	1:00.737	9
14	6	F2	6 BELLABY / GRISTWOOD	Suzuki - Gristwood & Toms	9	9:28.565	1 Lap	1.163	68.83	1:01.624	4
15	67	F1	9 JEFFREY / WHEELER	- MJR racing	9	9:28.885	1 Lap	0.320	68.79	1:00.596	8
16	188	F1	10 BEST / SLATER	Suzuki - Ecosse Consulting	8	8:50.400	2 Laps	1 Lap	65.58	1:03.379	8

NOT CLASSIFIED

DNF	36	F2	SCHOFIELD / THOMAS	- SRT motorcycles	2	2:03.126	8 Laps	6 Laps	70.63	57.506	2
DNF	31	F2	MUNRO / SADBERRY	Yamaha R6 - Durey Castings / Allbikes	2	2:16.168	8 Laps	13.042	63.87	1:08.955	2
DNF	76	F2	STREET / CHARLESWORTH	Suzuki -	1	1:12.846	9 Laps	1 Lap	59.69		

FASTEST LAP

	21	F1	R CROWE / C CROWE	Yamaha - Northern Fuels Ltd	7	50.983		85.29 mph	137.26 kph		
	7	F2	MOLYNEUX/ PAYNE	Yamaha - A&J Carl Cox	9	53.206		81.73 mph	131.53 kph		

Class F1 - 92.5% of Race Speed = 76.42 mph

Class F2 - 92.5% of Race Speed = 74.27 mph

Brands Hatch Indy
Circuit Length = 1.2079 miles
Start: 16:51 Flag 17:00 End: 17:01

Weather / Track : Cloudy / Dry

These results are provisional until the conclusion of any judicial and technical matters.

Clerk Of Course :	Timekeeper :
-------------------	--------------

Results can be found at www.tsl-timing.com

Printed - 17:02 Saturday, 09 March 2019



BMCRC - MRO Championships 2019 - Rnd 1 @ Brands Hatch Indy

RKB-BMCRC F1 & F2 Sidecars

RACE 17 - LAP CHART

LAP 1 @ 16:52:43.624

NO	BEHIND	LAP TIME
21		57.730
7	1.628	59.358
12	3.851	1:01.581
52	4.114	1:01.844
11	4.175	1:01.905
111	5.471	1:03.201
44	5.847	1:03.577
131	6.904	1:04.634
118	7.546	1:05.276
36	7.890	1:05.620
31	9.483	1:07.213
121	10.239	1:07.969
6	12.634	1:10.364
412	12.709	1:10.439
67	13.321	1:11.051
167	14.007	1:11.737
74	14.300	1:12.030
76	15.116	1:12.846
188	17.479	1:15.209

LAP 2 @ 16:53:35.198

NO	BEHIND	LAP TIME
21		51.574
7	3.973	53.919
12	6.402	54.125
52	6.655	54.115
11	7.771	55.170
111	8.318	54.421
44	10.156	55.883
131	12.129	56.799
118	12.832	56.860
36	13.822	57.506
121	18.546	59.881
412	20.038	58.903
6	23.832	1:02.772
74	24.767	1:02.041
167	24.837	1:02.404
67	26.156	1:04.409
31	26.864	1:08.955
188	32.500	1:06.595

LAP 3 @ 16:54:26.775

NO	BEHIND	LAP TIME
21		51.577
7	5.725	53.329
12	8.491	53.666
52	8.714	53.636
111	11.236	54.495
11	11.957	55.763
44	14.764	56.185
131	17.851	57.299
118	17.984	56.729
121	26.475	59.506
412	27.032	58.571
6	33.969	1:01.714
74	34.336	1:01.146
67	36.945	1:02.366
167	37.482	1:04.222
188	47.608	1:06.685

LAP 4 @ 16:55:18.094

NO	BEHIND	LAP TIME
21		51.319
7	8.085	53.679
52	10.943	53.548
12	11.349	54.177
111	13.674	53.757
11	14.784	54.146
44	19.102	55.657
131	23.381	56.849
118	23.474	56.809
121	34.248	59.092
412	34.805	59.092
6	44.274	1:01.624
74	44.474	1:01.457
67	47.784	1:02.158
167	48.762	1:02.599

LAP 5 @ 16:56:09.952

NO	BEHIND	LAP TIME
21		51.858
7	9.519	53.292
188	1 Lap	1:05.285
52	12.138	53.053
12	13.497	54.006
111	14.961	53.145
11	16.542	53.616
44	22.395	55.151
118	27.880	56.264
131	28.065	56.542
412	41.402	58.455
121	41.426	59.036

LAP 6 @ 16:57:03.852

NO	BEHIND	LAP TIME
21		53.900
6	1 Lap	1:01.700
74	1 Lap	1:01.878
67	1 Lap	1:01.955
167	1 Lap	1:02.001
7	8.839	53.220
52	12.201	53.963
12	13.360	53.763
111	14.264	53.203
11	17.170	54.528
188	1 Lap	1:04.953
44	24.132	55.637
118	29.271	55.291
131	31.496	57.331
412	46.479	58.977
121	47.415	59.889

LAP 7 @ 16:57:54.835

NO	BEHIND	LAP TIME
21		50.983
74	1 Lap	1:00.758
6	1 Lap	1:01.908
7	11.859	54.003
52	15.223	54.005
167	1 Lap	1:01.376
67	1 Lap	1:02.754
111	16.337	53.056

12	16.906	54.529
11	19.862	53.675
44	29.204	56.055
188	1 Lap	1:03.468
118	33.420	55.132
131	37.313	56.800

LAP 8 @ 16:58:48.438

NO	BEHIND	LAP TIME
21		53.603
412	1 Lap	1:00.249
121	1 Lap	59.635
7	11.931	53.675
52	15.370	53.750
74	1 Lap	59.734
111	16.731	53.997
12	18.880	55.577
11	20.258	53.999
6	1 Lap	1:03.295
167	1 Lap	1:00.985
67	1 Lap	1:01.723
44	31.130	55.529
118	35.437	55.620
131	41.677	57.967
188	1 Lap	1:04.826

LAP 9 @ 16:59:39.914

NO	BEHIND	LAP TIME
21		51.476
412	1 Lap	58.271
121	1 Lap	58.547
7	13.661	53.206
52	17.245	53.351
111	18.414	53.159
12	21.843	54.439
11	22.742	53.960
74	1 Lap	59.456
6	1 Lap	1:02.108
167	1 Lap	1:01.341
67	1 Lap	1:00.596
44	35.624	55.970
118	39.557	55.596
131	46.529	56.328

LAP 10 @ 17:00:32.221

NO	BEHIND	LAP TIME
21		52.307
188	2 Laps	1:03.379
412	1 Lap	58.500
7	15.214	53.860
121	1 Lap	58.843
52	18.098	53.160
111	18.523	52.416
12	23.418	53.882
11	23.957	53.522
74	1 Lap	1:00.385
44	40.855	57.538
167	1 Lap	1:00.737
6	1 Lap	1:03.080
67	1 Lap	1:01.873
118	43.110	55.860
131	50.943	56.721

Weather / Track : Cloudy / Dry

Results can be found at www.tsl-timing.com

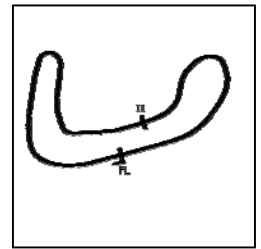
Brands Hatch Indy
Circuit Length = 1.2079 miles
Start: 16:51 Flag 17:00 End: 17:01

Printed - 17:03 Saturday, 09 March 2019

BMCRC - MRO Championships 2019 - Rnd 1 @ Brands Hatch Indy

RKB-BMCRC F1 & F2 Sidecars

RACE 17 - SECTOR ANALYSIS



SECTOR 1 = FL to I1, SECTOR 2 = I1 to FL, DIFF = Difference To Personal Best Lap, P = Crossed Finish Line in Pit Lane, D = Time Disallowed

P1		21 F1		R CROWE / C CROWE		Yamaha - Northern Fuels Ltd	
IDEAL LAP TIME : 50.983		BEST LAP TIME : 50.983		DIFFERENCE : 0.000			
LAP	SECTOR 1	SECTOR 2	LAP TIME	MPH	DIFF	TIME OF DAY	
1 -			57.730	75.32	6.747	16:52:43.624	
2 -	30.958	20.616	51.574	84.31	0.591	16:53:35.198	
3 -	30.971	20.606	51.577	84.31	0.594	16:54:26.775	
4 -			51.319 (2)	84.73	0.336	16:55:18.094	
5 -			51.858	83.85	0.875	16:56:09.952	
6 -	31.693	22.207	53.900	80.67	2.917	16:57:03.852	
7 -	30.379	20.604	50.983 (1)	85.29		16:57:54.835	
8 -	31.669	21.934	53.603	81.12	2.620	16:58:48.438	
9 -			51.476 (3)	84.47	0.493	16:59:39.914	
10 -			52.307	83.13	1.324	17:00:32.221	

P2		7 F2		MOLYNEUX/ PAYNE		Yamaha - A&J Carl Cox	
IDEAL LAP TIME : 52.974		BEST LAP TIME : 53.206		DIFFERENCE : 0.232			
LAP	SECTOR 1	SECTOR 2	LAP TIME	MPH	DIFF	TIME OF DAY	
1 -		21.881	59.358	73.25	6.152	16:52:45.252	
2 -	32.387	21.532	53.919	80.65	0.713	16:53:39.171	
3 -	31.940	21.389	53.329	81.54	0.123	16:54:32.500	
4 -	32.078	21.601	53.679	81.01	0.473	16:55:26.179	
5 -	32.067	21.225	53.292 (3)	81.59	0.086	16:56:19.471	
6 -	31.749	21.471	53.220 (2)	81.70	0.014	16:57:12.691	
7 -	32.342	21.661	54.003	80.52	0.797	16:58:06.694	
8 -	32.252	21.423	53.675	81.01	0.469	16:59:00.369	
9 -	31.787	21.419	53.206 (1)	81.73		16:59:53.575	
10 -	31.882	21.978	53.860	80.73	0.654	17:00:47.435	

P3		52 F1		PHILP / ALLUM		- powerbiking	
IDEAL LAP TIME : 53.485		BEST LAP TIME : 53.053		DIFFERENCE : -0.432			
LAP	SECTOR 1	SECTOR 2	LAP TIME	MPH	DIFF	TIME OF DAY	
1 -			1:01.844	70.31	8.791	16:52:47.738	
2 -			54.115	80.35	1.062	16:53:41.853	
3 -	32.140	21.496	53.636	81.07	0.583	16:54:35.489	
4 -			53.548	81.20	0.495	16:55:29.037	
5 -			53.053 (1)	81.96		16:56:22.090	
6 -	32.618	21.345	53.963	80.58	0.910	16:57:16.053	
7 -			54.005	80.52	0.952	16:58:10.058	
8 -			53.750	80.90	0.697	16:59:03.808	
9 -			53.351 (3)	81.50	0.298	16:59:57.159	
10 -			53.160 (2)	81.80	0.107	17:00:50.319	

P4		111 F1		CABLE / MASTERS		Yamaha -	
IDEAL LAP TIME : 52.378		BEST LAP TIME : 52.416		DIFFERENCE : 0.038			
LAP	SECTOR 1	SECTOR 2	LAP TIME	MPH	DIFF	TIME OF DAY	
1 -		22.801	1:03.201	68.80	10.785	16:52:49.095	
2 -	32.516	21.905	54.421	79.90	2.005	16:53:43.516	
3 -	32.245	22.250	54.495	79.79	2.079	16:54:38.011	
4 -	31.985	21.772	53.757	80.89	1.341	16:55:31.768	
5 -	31.616	21.529	53.145 (3)	81.82	0.729	16:56:24.913	
6 -			53.203	81.73	0.787	16:57:18.116	
7 -			53.056 (2)	81.96	0.640	16:58:11.172	
8 -			53.997	80.53	1.581	16:59:05.169	
9 -	31.830	21.329	53.159	81.80	0.743	16:59:58.328	
10 -	31.049	21.367	52.416 (1)	82.96		17:00:50.744	

P5		12 F2		JACKSON / STOKOE		Suzuki - A V Craine & Sons	
IDEAL LAP TIME : 53.395		BEST LAP TIME : 53.666		DIFFERENCE : 0.271			
LAP	SECTOR 1	SECTOR 2	LAP TIME	MPH	DIFF	TIME OF DAY	
1 -							
2 -							
3 -							
4 -							
5 -							
6 -							
7 -							
8 -							
9 -							
10 -							

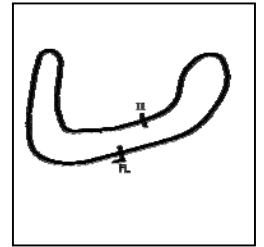
Weather / Track : Cloudy / Dry

Brands Hatch Indy
Circuit Length = 1.2079 miles
Start: 16:51 Flag 17:00 End: 17:01

BMCRC - MRO Championships 2019 - Rnd 1 @ Brands Hatch Indy

RKB-BMCRC F1 & F2 Sidecars

RACE 17 - SECTOR ANALYSIS



SECTOR 1 = FL to I1, SECTOR 2 = I1 to FL, DIFF = Difference To Personal Best Lap, P = Crossed Finish Line in Pit Lane, D = Time Disallowed

Lap	Time	Diff	MPH	Time of Day
1 -	22.252		1:01.581 70.61	7.915 16:52:47.475
2 -	32.544	21.581	54.125 80.34	0.459 16:53:41.600
3 -	32.142	21.524	53.666 (1) 81.03	16:54:35.266
4 -	32.471	21.706	54.177 80.26	0.511 16:55:29.443
5 -	32.543	21.463	54.006 80.52	0.340 16:56:23.449
6 -	32.510	21.253	53.763 (2) 80.88	0.097 16:57:17.212
7 -	32.499	22.030	54.529 79.74	0.863 16:58:11.741
8 -	33.601	21.976	55.577 78.24	1.911 16:59:07.318
9 -	32.979	21.460	54.439 79.88	0.773 17:00:01.757
10 -	32.522	21.360	53.882 (3) 80.70	0.216 17:00:55.639

P6 11 F1 NICHOLLS / COLE			Kawasaki - CERTAIN EXHIBITIONS			
IDEAL LAP TIME : 53.449		BEST LAP TIME : 53.522		DIFFERENCE : 0.073		
LAP	SECTOR 1	SECTOR 2	LAP TIME	MPH	DIFF	TIME OF DAY

1 -			1:01.905	70.24	8.383	16:52:47.799
2 -			55.170	78.82	1.648	16:53:42.969
3 -	33.097	22.666	55.763	77.98	2.241	16:54:38.732
4 -			54.146	80.31	0.624	16:55:32.878
5 -	32.126	21.490	53.616 (2)	81.10	0.094	16:56:26.494
6 -			54.528	79.74	1.006	16:57:21.022
7 -	32.114	21.561	53.675 (3)	81.01	0.153	16:58:14.697
8 -	32.065	21.934	53.999	80.53	0.477	16:59:08.696
9 -			53.960	80.58	0.438	17:00:02.656
10 -	31.959	21.563	53.522 (1)	81.24		17:00:56.178

P7 44 F2 KING / THOMAS			- The Bell on the Common			
IDEAL LAP TIME : 55.151		BEST LAP TIME : 55.151		DIFFERENCE : 0.000		
LAP	SECTOR 1	SECTOR 2	LAP TIME	MPH	DIFF	TIME OF DAY

1 -		22.910	1:03.577	68.39	8.426	16:52:49.471
2 -	33.746	22.137	55.883	77.81	0.732	16:53:45.354
3 -	33.837	22.348	56.185	77.39	1.034	16:54:41.539
4 -	33.317	22.340	55.657	78.13	0.506	16:55:37.196
5 -	33.115	22.036	55.151 (1)	78.84		16:56:32.347
6 -	33.144	22.493	55.637 (3)	78.16	0.486	16:57:27.984
7 -	33.881	22.174	56.055	77.57	0.904	16:58:24.039
8 -	33.159	22.370	55.529 (2)	78.31	0.378	16:59:19.568
9 -	33.509	22.461	55.970	77.69	0.819	17:00:15.538
10 -	33.886	23.652	57.538	75.57	2.387	17:01:13.076

P8 118 F1 BICKNELL / ENSOR			Kawasaki -			
IDEAL LAP TIME : 55.245		BEST LAP TIME : 55.132		DIFFERENCE : -0.113		
LAP	SECTOR 1	SECTOR 2	LAP TIME	MPH	DIFF	TIME OF DAY

1 -			1:05.276	66.61	10.144	16:52:51.170
2 -	34.533	22.327	56.860	76.47	1.728	16:53:48.030
3 -	34.044	22.685	56.729	76.65	1.597	16:54:44.759
4 -	34.278	22.531	56.809	76.54	1.677	16:55:41.568
5 -	34.180	22.084	56.264	77.28	1.132	16:56:37.832
6 -			55.291 (2)	78.64	0.159	16:57:33.123
7 -			55.132 (1)	78.87		16:58:28.255
8 -	33.304	22.316	55.620	78.18	0.488	16:59:23.875
9 -	33.161	22.435	55.596 (3)	78.21	0.464	17:00:19.471
10 -	33.693	22.167	55.860	77.84	0.728	17:01:15.331

P9 131 F2 S CHANDLER / B CHANDLER			Honda -			
IDEAL LAP TIME : 56.469		BEST LAP TIME : 56.328		DIFFERENCE : -0.141		
LAP	SECTOR 1	SECTOR 2	LAP TIME	MPH	DIFF	TIME OF DAY

1 -			1:04.634	67.27	8.306	16:52:50.528
2 -	33.768	23.031	56.799	76.56	0.471	16:53:47.327
3 -	34.413	22.886	57.299	75.89	0.971	16:54:44.626
4 -	34.148	22.701	56.849	76.49	0.521	16:55:41.475

Weather / Track : Cloudy / Dry

Brands Hatch Indy
Circuit Length = 1.2079 miles
Start: 16:51 Flag 17:00 End: 17:01

BMCRC - MRO Championships 2019 - Rnd 1 @ Brands Hatch Indy

RKB-BMCRC F1 & F2 Sidecars

RACE 17 - SECTOR ANALYSIS



SECTOR 1 = FL to I1, SECTOR 2 = I1 to FL, DIFF = Difference To Personal Best Lap, P = Crossed Finish Line in Pit Lane, D = Time Disallowed

5 -	33.834	22.708	56.542 (2)	76.90	0.214	16:56:38.017
6 -			57.331	75.85	1.003	16:57:35.348
7 -	33.783	23.017	56.800	76.55	0.472	16:58:32.148
8 -	34.895	23.072	57.967	75.01	1.639	16:59:30.115
9 -			56.328 (1)	77.20		17:00:26.443
10 -			56.721 (3)	76.66	0.393	17:01:23.164

P10 412 F1		PETTIS / PHILLIPS		KTM 1190 - Performance technical		
IDEAL LAP TIME :		BEST LAP TIME : 58.271		DIFFERENCE :		

LAP	SECTOR 1	SECTOR 2	LAP TIME	MPH	DIFF	TIME OF DAY
1 -			1:10.439	61.73	12.168	16:52:56.333
2 -			58.903	73.82	0.632	16:53:55.236
3 -			58.571	74.24	0.300	16:54:53.807
4 -			59.092	73.59	0.821	16:55:52.899
5 -			58.455 (2)	74.39	0.184	16:56:51.354
6 -			58.977	73.73	0.706	16:57:50.331
7 -			1:00.249	72.17	1.978	16:58:50.580
8 -			58.271 (1)	74.62		16:59:48.851
9 -			58.500 (3)	74.33	0.229	17:00:47.351

P11 121 F1		LAWRENCE / HUGHES		Yamaha -		
IDEAL LAP TIME : 59.635		BEST LAP TIME : 58.547		DIFFERENCE : -1.088		

LAP	SECTOR 1	SECTOR 2	LAP TIME	MPH	DIFF	TIME OF DAY
1 -			1:07.969	63.97	9.422	16:52:53.863
2 -			59.881	72.62	1.334	16:53:53.744
3 -			59.506	73.07	0.959	16:54:53.250
4 -			59.092	73.59	0.545	16:55:52.342
5 -			59.036 (3)	73.66	0.489	16:56:51.378
6 -			59.889	72.61	1.342	16:57:51.267
7 -	35.571	24.064	59.635	72.92	1.088	16:58:50.902
8 -			58.547 (1)	74.27		16:59:49.449
9 -			58.843 (2)	73.90	0.296	17:00:48.292

P12 74 F1		RESTALL / HART		Yamaha R6 -		
IDEAL LAP TIME : 59.456		BEST LAP TIME : 59.456		DIFFERENCE : 0.000		

LAP	SECTOR 1	SECTOR 2	LAP TIME	MPH	DIFF	TIME OF DAY
1 -		25.770	1:12.030	60.37	12.574	16:52:57.924
2 -	37.384	24.657	1:02.041	70.09	2.585	16:53:59.965
3 -	36.896	24.250	1:01.146	71.11	1.690	16:55:01.111
4 -			1:01.457	70.75	2.001	16:56:02.568
5 -	36.857	25.021	1:01.878	70.27	2.422	16:57:04.446
6 -			1:00.758	71.57	1.302	16:58:05.204
7 -	35.852	23.882	59.734 (2)	72.79	0.278	16:59:04.938
8 -	35.594	23.862	59.456 (1)	73.13		17:00:04.394
9 -	35.892	24.493	1:00.385 (3)	72.01	0.929	17:01:04.779

P13 167 F2		PETTMAN / ROBINSON		Yamaha -		
IDEAL LAP TIME : 1:00.549		BEST LAP TIME : 1:00.737		DIFFERENCE : 0.188		

LAP	SECTOR 1	SECTOR 2	LAP TIME	MPH	DIFF	TIME OF DAY
1 -		25.553	1:11.737	60.61	11.000	16:52:57.631
2 -	37.183	25.221	1:02.404	69.68	1.667	16:54:00.035
3 -	38.880	25.342	1:04.222	67.71	3.485	16:55:04.257
4 -	37.771	24.828	1:02.599	69.46	1.862	16:56:06.856
5 -	37.497	24.504	1:02.001	70.13	1.264	16:57:08.857
6 -	36.381	24.995	1:01.376	70.85	0.639	16:58:10.233
7 -	36.125	24.860	1:00.985 (2)	71.30	0.248	16:59:11.218
8 -	36.311	25.030	1:01.341 (3)	70.89	0.604	17:00:12.559
9 -	36.313	24.424	1:00.737 (1)	71.59		17:01:13.296

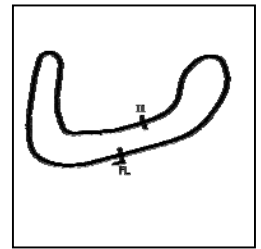
Weather / Track : Cloudy / Dry

Brands Hatch Indy
Circuit Length = 1.2079 miles
Start: 16:51 Flag 17:00 End: 17:01

BMCRC - MRO Championships 2019 - Rnd 1 @ Brands Hatch Indy

RKB-BMCRC F1 & F2 Sidecars

RACE 17 - SECTOR ANALYSIS



SECTOR 1 = FL to I1, SECTOR 2 = I1 to FL, DIFF = Difference To Personal Best Lap, P = Crossed Finish Line in Pit Lane, D = Time Disallowed

P14 6 F2 BELLABY / GRISTWOOD		Suzuki - Gristwood & Toms				
IDEAL LAP TIME : 1:01.496		BEST LAP TIME : 1:01.624		DIFFERENCE : 0.128		
LAP	SECTOR 1	SECTOR 2	LAP TIME	MPH	DIFF	TIME OF DAY
1 -		25.509	1:10.364	61.80	8.740	16:52:56.258
2 -	37.624	25.148	1:02.772	69.27	1.148	16:53:59.030
3 -	37.000	24.714	1:01.714 (3)	70.46	0.090	16:55:00.744
4 -	36.813	24.811	1:01.624 (1)	70.56		16:56:02.368
5 -	36.829	24.871	1:01.700 (2)	70.47	0.076	16:57:04.068
6 -	36.782	25.126	1:01.908	70.24	0.284	16:58:05.976
7 -	37.900	25.395	1:03.295	68.70	1.671	16:59:09.271
8 -	37.149	24.959	1:02.108	70.01	0.484	17:00:11.379
9 -	37.805	25.275	1:03.080	68.93	1.456	17:01:14.459

P15 67 F1 JEFFREY / WHEELER		- MJP racing				
IDEAL LAP TIME : 1:00.596		BEST LAP TIME : 1:00.596		DIFFERENCE : 0.000		
LAP	SECTOR 1	SECTOR 2	LAP TIME	MPH	DIFF	TIME OF DAY
1 -		25.752	1:11.051	61.20	10.455	16:52:56.945
2 -	37.895	26.514	1:04.409	67.51	3.813	16:54:01.354
3 -	37.441	24.925	1:02.366	69.72	1.770	16:55:03.720
4 -	37.419	24.739	1:02.158	69.96	1.562	16:56:05.878
5 -	37.245	24.710	1:01.955	70.18	1.359	16:57:07.833
6 -	37.692	25.062	1:02.754	69.29	2.158	16:58:10.587
7 -	36.550	25.173	1:01.723 (2)	70.45	1.127	16:59:12.310
8 -	36.501	24.095	1:00.596 (1)	71.76		17:00:12.906
9 -	36.582	25.291	1:01.873 (3)	70.28	1.277	17:01:14.779

P16 188 F1 BEST / SLATER		Suzuki - Ecosse Consulting				
IDEAL LAP TIME : 1:03.159		BEST LAP TIME : 1:03.379		DIFFERENCE : 0.220		
LAP	SECTOR 1	SECTOR 2	LAP TIME	MPH	DIFF	TIME OF DAY
1 -		26.205	1:15.209	57.81	11.830	16:53:01.103
2 -	39.245	27.350	1:06.595	65.29	3.216	16:54:07.698
3 -	41.113	25.572	1:06.685	65.21	3.306	16:55:14.383
4 -	39.590	25.695	1:05.285	66.60	1.906	16:56:19.668
5 -	40.059	24.894	1:04.953	66.95	1.574	16:57:24.621
6 -	38.350	25.118	1:03.468 (2)	68.51	0.089	16:58:28.089
7 -	39.996	24.830	1:04.826 (3)	67.08	1.447	16:59:32.915
8 -	38.570	24.809	1:03.379 (1)	68.61		17:00:36.294

P17 36 F2 SCHOFIELD / THOMAS		- SRT motorcycles				
IDEAL LAP TIME :		BEST LAP TIME : 57.506		DIFFERENCE :		
LAP	SECTOR 1	SECTOR 2	LAP TIME	MPH	DIFF	TIME OF DAY
1 -			1:05.620	66.26	8.114	16:52:51.514
2 -			57.506 (1)	75.62		16:53:49.020

P18 31 F2 MUNRO / SADBERRY		Yamaha R6 - Durey Castings / Allbikes				
IDEAL LAP TIME : 58.664		BEST LAP TIME : 1:08.955		DIFFERENCE : 10.291		
LAP	SECTOR 1	SECTOR 2	LAP TIME	MPH	DIFF	TIME OF DAY
1 -		23.900	1:07.213	64.69		16:52:53.107
2 -	34.764	34.191	1:08.955 (1)	63.06		16:54:02.062

P19 76 F2 STREET / CHARLESWORTH		Suzuki -				
IDEAL LAP TIME : 1:05.823		BEST LAP TIME :		DIFFERENCE :		
LAP	SECTOR 1	SECTOR 2	LAP TIME	MPH	DIFF	TIME OF DAY
1 -		25.929	1:12.846	59.69		16:52:58.740

Weather / Track : Cloudy / Dry

Brands Hatch Indy
Circuit Length = 1.2079 miles
Start: 16:51 Flag 17:00 End: 17:01

BMCRC - MRO Championships 2019 - Rnd 1 @ Brands Hatch Indy

RKB-BMCRC F1 & F2 Sidecars

RACE 17 - BEST SECTORS

SECTOR 1			SECTOR 2			IDEAL / BEST COMPARISON						
POS	NO	NAME	TIME	NO	NAME	TIME	POS	NO	NAME	IDEAL	BEST	DIFF
									PERFECT LAP	50.983		
1	21	R CROWE / C CROWE	30.379	21	R CROWE / C CROWE	20.604	1	21	R CROWE / C CROW	50.983	50.983	0.000
2	111	CABLE / MASTERS	31.049	7	MOLYNEUX / PAYNE	21.225	2	111	CABLE / MASTERS	52.378	52.416	0.038
3	7	MOLYNEUX / PAYNE	31.749	12	JACKSON / STOKOE	21.253	3	7	MOLYNEUX / PAYNE	52.974	53.206	0.232
4	11	NICHOLLS / COLE	31.959	111	CABLE / MASTERS	21.329	4	12	JACKSON / STOKOE	53.395	53.666	0.271
5	52	PHILP / ALLUM	32.140	52	PHILP / ALLUM	21.345	5	11	NICHOLLS / COLE	53.449	53.522	0.073
6	12	JACKSON / STOKOE	32.142	11	NICHOLLS / COLE	21.490	6	52	PHILP / ALLUM	53.485	53.053	-0.432
7	44	KING / THOMAS	33.115	44	KING / THOMAS	22.036	7	44	KING / THOMAS	55.151	55.151	0.000
8	118	BICKNELL / ENSOR	33.161	118	BICKNELL / ENSOR	22.084	8	118	BICKNELL / ENSOR	55.245	55.132	-0.113
9	131	S CHANDLER / B CHANDLER	33.768	131	S CHANDLER / B CHANDLER	22.701	9	131	S CHANDLER / B CH.	56.469	56.328	-0.141
10	31	MUNRO / SADBERRY	34.764	74	RESTALL / HART	23.862	10	31	MUNRO / SADBERRY	58.664	1:08.955	10.291
11	121	LAWRENCE / HUGHES	35.571	31	MUNRO / SADBERRY	23.900	11	74	RESTALL / HART	59.456	59.456	0.000
12	74	RESTALL / HART	35.594	121	LAWRENCE / HUGHES	24.064	12	121	LAWRENCE / HUGHE	59.635	58.547	-1.088
13	167	PETTMAN / ROBINSON	36.125	67	JEFFREY / WHEELER	24.095	13	167	PETTMAN / ROBINSON	1:00.549	1:00.737	0.188
14	67	JEFFREY / WHEELER	36.501	167	PETTMAN / ROBINSON	24.424	14	67	JEFFREY / WHEELER	1:00.596	1:00.596	0.000
15	6	BELLABY / GRISTWOOD	36.782	6	BELLABY / GRISTWOOD	24.714	15	6	BELLABY / GRISTWC	1:01.496	1:01.624	0.128
16	188	BEST / SLATER	38.350	188	BEST / SLATER	24.809	16	188	BEST / SLATER	1:03.159	1:03.379	0.220
17	76	STREET / CHARLESWORTH	39.894	76	STREET / CHARLESWORTH	25.929	17	76	STREET / CHARLES	1:05.823		
18							18	412	PETTIS / PHILLIPS		58.271	
19							19	36	SCHOFIELD / THOM		57.506	

Weather / Track : Cloudy / Dry

Results can be found at www.tsl-timing.com

Brands Hatch Indy
 Circuit Length = 1.2079 miles
 Start: 16:51 Flag 17:00 End: 17:01

Printed - 17:03 Saturday, 09 March 2019

BMCRC - MRO Championships 2019 - Rnd 1 @ Brands Hatch Indy

RKB-BMCRC F1 & F2 Sidecars

RACE 7 - GRID (12 Laps)

ROW 12	24	17	GRAY / PITT	23	136	S EDWARDS / L EDWARDS				
ROW 11		22	18	D BLACKWOOD / J BLACKWOOD	21	35	REEVES / THOMAS			
ROW 10	20	33	HEGARTY / NEAVE	19	76	STREET / CHARLESWORTH				
ROW 9			1:08.955	18	31	MUNRO / SADBERRY	1:03.379	17	188	BEST / SLATER
ROW 8			1:01.624	16	6	BELLABY / GRISTWOOD	1:00.737	15	167	PETTMAN / ROBINSON
ROW 7			1:00.596	14	67	JEFFREY / WHEELER	59.456	13	74	RESTALL / HART
ROW 6			58.547	12	121	LAWRENCE / HUGHES	58.271	11	412	PETTIS / PHILLIPS
ROW 5			57.506	10	36	SCHOFIELD / THOMAS	56.328	9	131	S CHANDLER / B CHANDLER
ROW 4			55.151	8	44	KING / THOMAS	55.132	7	118	BICKNELL / ENSOR
ROW 3			53.666	6	12	JACKSON / STOKOE	53.522	5	11	NICHOLLS / COLE
ROW 2			53.206	4	7	MOLYNEUX/ PAYNE	53.053	3	52	PHILP / ALLUM
ROW 1			52.416	2	111	CABLE / MASTERS	50.983	1	21	R CROWE / C CROWE
										Pole

Brands Hatch Indy
Circuit Length = 1.2079 miles

These results are provisional until the conclusion of any judicial and technical matters.

Clerk Of Course :		Timekeeper :	
-------------------	--	--------------	--

Results can be found at www.tsl-timing.com

Printed - 17:06 Saturday, 09 March 2019



BMCRC - MRO Championships 2019 - Rnd 1 @ Brands Hatch Indy

RKB-BMCRC F1 & F2 Sidecars

RACE 7 - CLASSIFICATION

POS	NO	CL	PIC NAME	ENTRY	LAPS	TIME	GAP	DIFF	MPH	BEST	ON
1	21	F1	1 R CROWE / C CROWE	Yamaha - Northern Fuels Ltd	10	8:53.831			81.46	51.641	5
2	12	F2	1 JACKSON / STOKOE	Suzuki - A V Craine & Sons	10	9:05.633	11.802	11.802	79.69	53.034	6
3	111	F1	2 CABLE / MASTERS	Yamaha -	10	9:07.575	13.744	1.942	79.41	53.428	6
4	44	F2	2 KING / THOMAS	- The Bell on the Common	10	9:24.281	30.450	16.706	77.06	55.349	9
5	131	F2	3 S CHANDLER / B CHANDLER	Honda -	10	9:31.394	37.563	7.113	76.10	56.084	5
6	118	F1	3 BICKNELL / ENSOR	Kawasaki -	10	9:42.513	48.682	11.119	74.65	55.431	4
7	121	F1	4 LAWRENCE / HUGHES	Yamaha -	10	9:51.115	57.284	8.602	73.56	57.402	5
8	31	F2	4 MUNRO / SADBERRY	Yamaha R6 - Durey Castings / Allbikes	10	9:51.788	57.957	0.673	73.48	56.649	6
9	36	F2	5 SCHOFIELD / THOMAS	- SRT motorcycles	9	8:55.794	1 Lap	1 Lap	73.04	56.537	9
10	412	F1	5 PETTIS / PHILLIPS	KTM 1190 - Performance technical	9	8:59.648	1 Lap	3.854	72.52	58.389	6
11	52	F1	6 PHILP / ALLUM	- powerbiking	9	9:08.001	1 Lap	8.353	71.41	52.924	9
12	76	F2	6 STREET / CHARLESWORTH	Suzuki -	9	9:14.889	1 Lap	6.888	70.53	59.619	8
13	6	F2	7 BELLABY / GRISTWOOD	Suzuki - Gristwood & Toms	9	9:16.024	1 Lap	1.135	70.38	59.901	3
14	67	F1	7 JEFFREY / WHEELER	- MJP racing	9	9:17.828	1 Lap	1.804	70.16	59.794	9
15	167	F2	8 PETTMAN / ROBINSON	Yamaha -	9	9:30.259	1 Lap	12.431	68.63	1:00.881	3
NOT CLASSIFIED											
DNF	136	F1	S EDWARDS / L EDWARDS	Suzuki - Economy Heating Services Ltd	6	5:58.989	4 Laps	3 Laps	72.68	56.338	6
DNF	188	F1	BEST / SLATER	Suzuki - Ecosse Consulting	5	5:26.132	5 Laps	1 Lap	66.66	1:02.335	5
DNF	11	F1	NICHOLLS / COLE	Kawasaki - CERTAIN EXHIBITIONS	4	3:58.513	6 Laps	1 Lap	72.92	55.337	4
FASTEST LAP											
	21	F1	R CROWE / C CROWE	Yamaha - Northern Fuels Ltd	5	51.641			84.20 mph	135.52 kph	
	12	F2	JACKSON / STOKOE	Suzuki - A V Craine & Sons	6	53.034			81.99 mph	131.96 kph	

Class F1 - 92.5% of Race Speed = 75.35 mph

Class F2 - 92.5% of Race Speed = 73.71 mph

Brands Hatch Indy
Circuit Length = 1.2079 miles
Start: 13:14 Flag 13:23 End: 13:24

Weather / Track : Cloudy / Dry

These results are provisional until the conclusion of any judicial and technical matters.

Clerk Of Course :	Timekeeper :
-------------------	--------------

Results can be found at www.tsl-timing.com

Printed - 13:24 Sunday, 10 March 2019



BMCRG - MRO Championships 2019 - Rnd 1 @ Brands Hatch Indy

RKB-BMCRG F1 & F2 Sidecars

RACE 7 - LAP CHART

LAP 1 @ 13:15:07.884		
NO	BEHIND	LAP TIME

21		58.693
52	1.830	1:00.523
111	2.307	1:01.000
44	3.363	1:02.056
118	4.142	1:02.835
12	4.324	1:03.017
131	5.024	1:03.717
412	7.711	1:06.404
36	8.153	1:06.846
67	9.654	1:08.347
121	9.774	1:08.467
136	9.934	1:08.627
11	10.127	1:08.820
167	11.431	1:10.124
31	11.512	1:10.205
6	11.915	1:10.608
76	12.338	1:11.031
188	15.113	1:13.806

LAP 2 @ 13:16:00.603		
NO	BEHIND	LAP TIME

21		52.719
111	4.126	54.538
44	6.597	55.953
12	6.987	55.382
118	7.859	56.436
131	9.098	56.793
412	14.052	59.060
36	14.664	59.230
121	15.025	57.970
11	15.137	57.729
31	16.410	57.617
136	17.624	1:00.409
67	18.463	1:01.528
167	19.957	1:01.245
76	20.466	1:00.847
6	21.100	1:01.904
188	25.952	1:03.558

LAP 3 @ 13:16:52.720		
NO	BEHIND	LAP TIME

21		52.117
111	6.004	53.995
52	1 Lap	1:50.212 P
12	7.928	53.058
44	10.450	55.970
118	11.414	55.672
131	13.240	56.259
11	19.647	56.627
412	21.610	59.675
31	21.940	57.647
121	22.436	59.528
36	22.922	1:00.375
136	23.192	57.685
67	27.694	1:01.348
76	28.013	59.664
167	28.721	1:00.881
6	28.884	59.901
188	37.176	1:03.341

LAP 4 @ 13:17:44.826		
NO	BEHIND	LAP TIME

21		52.106
111	7.379	53.481
12	8.969	53.147
52	1 Lap	57.111
44	13.804	55.460
118	14.739	55.431
131	17.310	56.176
11	22.878	55.337
31	26.660	56.826
121	27.832	57.502
412	29.558	1:00.054
136	29.649	58.563
36	30.460	59.644
76	36.760	1:00.853
67	38.106	1:02.518
6	38.209	1:01.431
167	39.013	1:02.398
188	48.162	1:03.092

LAP 5 @ 13:18:36.467		
NO	BEHIND	LAP TIME

21		51.641
111	9.449	53.711
12	10.793	53.465
52	1 Lap	53.535
44	18.333	56.170
118	19.067	55.969
131	21.753	56.084
31	32.340	57.321
121	33.593	57.402
136	35.375	57.367
412	37.642	59.725
36	37.851	59.032
76	47.001	1:01.882
6	47.336	1:00.768
67	48.398	1:01.933
167	49.203	1:01.831

LAP 6 @ 13:19:28.850		
NO	BEHIND	LAP TIME

21		52.383
188	1 Lap	1:02.335
111	10.494	53.428
12	11.444	53.034
52	1 Lap	53.389
44	21.747	55.797
131	25.709	56.339
118	35.801	1:09.117
31	36.606	56.649
121	38.949	57.739
136	39.330	56.338
412	43.648	58.389
36	44.347	58.879

LAP 7 @ 13:20:23.817		
NO	BEHIND	LAP TIME

21		54.967
76	1 Lap	1:00.619
6	1 Lap	1:00.571
67	1 Lap	1:00.868

167	1 Lap	1:03.252
111	9.268	53.741
12	9.685	53.208
52	1 Lap	53.161
44	22.164	55.384
131	27.049	56.307
31	38.331	56.692
118	38.423	57.589
121	41.493	57.511
412	47.184	58.503
36	47.624	58.244

LAP 8 @ 13:21:16.666		
NO	BEHIND	LAP TIME

21		52.849
76	1 Lap	1:00.664
6	1 Lap	1:00.654
67	1 Lap	1:00.485
12	10.273	53.437
111	11.104	54.685
52	1 Lap	53.817
167	1 Lap	1:03.397
44	25.004	55.689
131	30.923	56.723
118	41.694	56.120
31	42.472	56.990
121	46.364	57.720
36	51.782	57.007

LAP 9 @ 13:22:09.718		
NO	BEHIND	LAP TIME

21		53.052
412	1 Lap	58.814
12	11.793	54.572
111	13.288	55.236
52	1 Lap	53.329
76	1 Lap	59.619
6	1 Lap	1:00.208
67	1 Lap	1:01.007
167	1 Lap	1:03.787
44	27.301	55.349
131	34.249	56.378
118	46.058	57.416
31	46.889	57.469
121	51.370	58.058

LAP 10 @ 13:23:03.022		
NO	BEHIND	LAP TIME

21		53.304
36	1 Lap	56.537
412	1 Lap	59.024
12	11.802	53.313
111	13.744	53.760
52	1 Lap	52.924
76	1 Lap	59.710
6	1 Lap	59.979
67	1 Lap	59.794
44	30.450	56.453
167	1 Lap	1:03.344
131	37.563	56.618
118	48.682	55.928
121	57.284	59.218
31	57.957	1:04.372

Weather / Track : Cloudy / Dry

Results can be found at www.tsl-timing.com

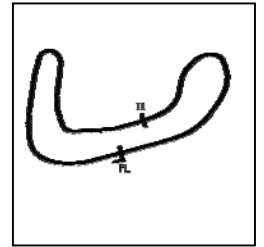
Brands Hatch Indy
Circuit Length = 1.2079 miles
Start: 13:14 Flag 13:23 End: 13:24

Printed - 13:25 Sunday, 10 March 2019

BMCRC - MRO Championships 2019 - Rnd 1 @ Brands Hatch Indy

RKB-BMCRC F1 & F2 Sidecars

RACE 7 - SECTOR ANALYSIS



SECTOR 1 = FL to I1, SECTOR 2 = I1 to FL, DIFF = Difference To Personal Best Lap, P = Crossed Finish Line in Pit Lane, D = Time Disallowed

P1 21 F1		R CROWE / C CROWE		Yamaha - Northern Fuels Ltd			
IDEAL LAP TIME : 51.641		BEST LAP TIME : 51.641		DIFFERENCE : 0.000			
LAP	SECTOR 1	SECTOR 2	LAP TIME	MPH	DIFF	TIME OF DAY	
1 -		21.283	58.693	74.09	7.052	13:15:07.884	
2 -	31.703	21.016	52.719	82.48	1.078	13:16:00.603	
3 -	31.068	21.049	52.117 (3)	83.43	0.476	13:16:52.720	
4 -	31.263	20.843	52.106 (2)	83.45	0.465	13:17:44.826	
5 -	30.880	20.761	51.641 (1)	84.20		13:18:36.467	
6 -	31.318	21.065	52.383	83.01	0.742	13:19:28.850	
7 -	31.750	23.217	54.967	79.11	3.326	13:20:23.817	
8 -	31.516	21.333	52.849	82.28	1.208	13:21:16.666	
9 -	31.527	21.525	53.052	81.96	1.411	13:22:09.718	
10 -	32.197	21.107	53.304	81.58	1.663	13:23:03.022	

P2 12 F2		JACKSON / STOKOE		Suzuki - A V Craine & Sons			
IDEAL LAP TIME : 52.866		BEST LAP TIME : 53.034		DIFFERENCE : 0.168			
LAP	SECTOR 1	SECTOR 2	LAP TIME	MPH	DIFF	TIME OF DAY	
1 -		22.639	1:03.017	69.00	9.983	13:15:12.208	
2 -	33.654	21.728	55.382	78.52	2.348	13:16:07.590	
3 -	31.729	21.329	53.058 (2)	81.95	0.024	13:17:00.648	
4 -	31.876	21.271	53.147 (3)	81.82	0.113	13:17:53.795	
5 -	32.165	21.300	53.465	81.33	0.431	13:18:47.260	
6 -	31.897	21.137	53.034 (1)	81.99		13:19:40.294	
7 -	31.815	21.393	53.208	81.72	0.174	13:20:33.502	
8 -	32.032	21.405	53.437	81.37	0.403	13:21:26.939	
9 -	33.090	21.482	54.572	79.68	1.538	13:22:21.511	
10 -	32.024	21.289	53.313	81.56	0.279	13:23:14.824	

P3 111 F1		CABLE / MASTERS		Yamaha -			
IDEAL LAP TIME : 53.207		BEST LAP TIME : 53.428		DIFFERENCE : 0.221			
LAP	SECTOR 1	SECTOR 2	LAP TIME	MPH	DIFF	TIME OF DAY	
1 -		22.177	1:01.000	71.28	7.572	13:15:10.191	
2 -	32.694	21.844	54.538	79.73	1.110	13:16:04.729	
3 -	32.216	21.779	53.995	80.53	0.567	13:16:58.724	
4 -	31.679	21.802	53.481 (2)	81.31	0.053	13:17:52.205	
5 -	32.014	21.697	53.711 (3)	80.96	0.283	13:18:45.916	
6 -	31.900	21.528	53.428 (1)	81.39		13:19:39.344	
7 -	32.054	21.687	53.741	80.91	0.313	13:20:33.085	
8 -	32.885	21.800	54.685	79.52	1.257	13:21:27.770	
9 -	33.194	22.042	55.236	78.72	1.808	13:22:23.006	
10 -	32.026	21.734	53.760	80.88	0.332	13:23:16.766	

P4 44 F2		KING / THOMAS		- The Bell on the Common			
IDEAL LAP TIME : 55.186		BEST LAP TIME : 55.349		DIFFERENCE : 0.163			
LAP	SECTOR 1	SECTOR 2	LAP TIME	MPH	DIFF	TIME OF DAY	
1 -		22.339	1:02.056	70.07	6.707	13:15:11.247	
2 -	33.716	22.237	55.953	77.71	0.604	13:16:07.200	
3 -	33.562	22.408	55.970	77.69	0.621	13:17:03.170	
4 -	33.300	22.160	55.460 (3)	78.40	0.111	13:17:58.630	
5 -	33.732	22.438	56.170	77.41	0.821	13:18:54.800	
6 -	33.322	22.475	55.797	77.93	0.448	13:19:50.597	
7 -	33.049	22.335	55.384 (2)	78.51	0.035	13:20:45.981	
8 -	33.385	22.304	55.689	78.08	0.340	13:21:41.670	
9 -	33.212	22.137	55.349 (1)	78.56		13:22:37.019	
10 -	33.947	22.506	56.453	77.03	1.104	13:23:33.472	

P5 131 F2		S CHANDLER / B CHANDLER		Honda -			
IDEAL LAP TIME : 55.872		BEST LAP TIME : 56.084		DIFFERENCE : 0.212			
LAP	SECTOR 1	SECTOR 2	LAP TIME	MPH	DIFF	TIME OF DAY	

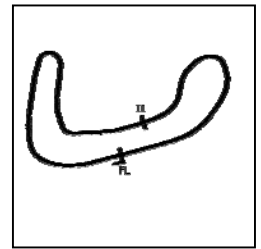
Weather / Track : Cloudy / Dry

Brands Hatch Indy
Circuit Length = 1.2079 miles
Start: 13:14 Flag 13:23 End: 13:24

BMCRC - MRO Championships 2019 - Rnd 1 @ Brands Hatch Indy

RKB-BMCRC F1 & F2 Sidecars

RACE 7 - SECTOR ANALYSIS



SECTOR 1 = FL to I1, SECTOR 2 = I1 to FL, DIFF = Difference To Personal Best Lap, P = Crossed Finish Line in Pit Lane, D = Time Disallowed

1 -		22.896	1:03.717	68.24	7.633	13:15:12.908
2 -	34.100	22.693	56.793	76.56	0.709	13:16:09.701
3 -	33.482	22.777	56.259 (3)	77.29	0.175	13:17:05.960
4 -	33.536	22.640	56.176 (2)	77.41	0.092	13:18:02.136
5 -	33.279	22.805	56.084 (1)	77.53		13:18:58.220
6 -	33.746	22.593	56.339	77.18	0.255	13:19:54.559
7 -	33.420	22.887	56.307	77.23	0.223	13:20:50.866
8 -	34.077	22.646	56.723	76.66	0.639	13:21:47.589
9 -	33.732	22.646	56.378	77.13	0.294	13:22:43.967
10 -	33.544	23.074	56.618	76.80	0.534	13:23:40.585

P6 118 F1 BICKNELL / ENSOR			Kawasaki -			
IDEAL LAP TIME : 55.431		BEST LAP TIME : 55.431	DIFFERENCE : 0.000			
LAP	SECTOR 1	SECTOR 2	LAP TIME	MPH	DIFF	TIME OF DAY

1 -		22.419	1:02.835	69.20	7.404	13:15:12.026
2 -	34.116	22.320	56.436	77.05	1.005	13:16:08.462
3 -	33.359	22.313	55.672 (2)	78.11	0.241	13:17:04.134
4 -	33.359	22.072	55.431 (1)	78.45		13:17:59.565
5 -	33.550	22.419	55.969	77.69	0.538	13:18:55.534
6 -	45.606	23.511	1:09.117	62.91	13.686	13:20:04.651
7 -	34.783	22.806	57.589	75.51	2.158	13:21:02.240
8 -	33.651	22.469	56.120	77.48	0.689	13:21:58.360
9 -	34.400	23.016	57.416	75.73	1.985	13:22:55.776
10 -	33.573	22.355	55.928 (3)	77.75	0.497	13:23:51.704

P7 121 F1 LAWRENCE / HUGHES			Yamaha -			
IDEAL LAP TIME : 57.148		BEST LAP TIME : 57.402	DIFFERENCE : 0.254			
LAP	SECTOR 1	SECTOR 2	LAP TIME	MPH	DIFF	TIME OF DAY

1 -		23.978	1:08.467	63.51	11.065	13:15:17.658
2 -	35.089	22.881	57.970	75.01	0.568	13:16:15.628
3 -	35.698	23.830	59.528	73.05	2.126	13:17:15.156
4 -	34.401	23.101	57.502 (2)	75.62	0.100	13:18:12.658
5 -	34.532	22.870	57.402 (1)	75.75		13:19:10.060
6 -	34.768	22.971	57.739	75.31	0.337	13:20:07.799
7 -	34.278	23.233	57.511 (3)	75.61	0.109	13:21:05.310
8 -	34.487	23.233	57.720	75.33	0.318	13:22:03.030
9 -	34.763	23.295	58.058	74.90	0.656	13:23:01.088
10 -	35.869	23.349	59.218	73.43	1.816	13:24:00.306

P8 31 F2 MUNRO / SADBERRY			Yamaha R6 - Durey Castings / Allbikes			
IDEAL LAP TIME : 56.507		BEST LAP TIME : 56.649	DIFFERENCE : 0.142			
LAP	SECTOR 1	SECTOR 2	LAP TIME	MPH	DIFF	TIME OF DAY

1 -		24.173	1:10.205	61.94	13.556	13:15:19.396
2 -	34.685	22.932	57.617	75.47	0.968	13:16:17.013
3 -	33.986	23.661	57.647	75.43	0.998	13:17:14.660
4 -	33.805	23.021	56.826 (3)	76.52	0.177	13:18:11.486
5 -	33.933	23.388	57.321	75.86	0.672	13:19:08.807
6 -	33.937	22.712	56.649 (1)	76.76		13:20:05.456
7 -	33.795	22.897	56.692 (2)	76.70	0.043	13:21:02.148
8 -	34.004	22.986	56.990	76.30	0.341	13:21:59.138
9 -	34.566	22.903	57.469	75.66	0.820	13:22:56.607
10 -	40.643	23.729	1:04.372	67.55	7.723	13:24:00.979

P9 36 F2 SCHOFIELD / THOMAS			- SRT motorcycles			
IDEAL LAP TIME :		BEST LAP TIME : 56.537	DIFFERENCE :			
LAP	SECTOR 1	SECTOR 2	LAP TIME	MPH	DIFF	TIME OF DAY

1 -			1:06.846	65.05	10.309	13:15:16.037
2 -			59.230	73.41	2.693	13:16:15.267
3 -			1:00.375	72.02	3.838	13:17:15.642
4 -			59.644	72.90	3.107	13:18:15.286

Weather / Track : Cloudy / Dry

Brands Hatch Indy
Circuit Length = 1.2079 miles
Start: 13:14 Flag 13:23 End: 13:24

BMCRC - MRO Championships 2019 - Rnd 1 @ Brands Hatch Indy

RKB-BMCRC F1 & F2 Sidecars

RACE 7 - SECTOR ANALYSIS



SECTOR 1 = FL to I1, SECTOR 2 = I1 to FL, DIFF = Difference To Personal Best Lap, P = Crossed Finish Line in Pit Lane, D = Time Disallowed

5 -	59.032	73.66	2.495	13:19:14.318
6 -	58.879	73.85	2.342	13:20:13.197
7 -	58.244 (3)	74.66	1.707	13:21:11.441
8 -	57.007 (2)	76.28	0.470	13:22:08.448
9 -	56.537 (1)	76.91		13:23:04.985

P10 412 F1		PETTIS / PHILLIPS		KTM 1190 - Performance technical		
IDEAL LAP TIME :		BEST LAP TIME : 58.389		DIFFERENCE :		
LAP	SECTOR 1	SECTOR 2	LAP TIME	MPH	DIFF	TIME OF DAY

1 -			1:06.404	65.48	8.015	13:15:15.595
2 -			59.060	73.63	0.671	13:16:14.655
3 -			59.675	72.87	1.286	13:17:14.330
4 -			1:00.054	72.41	1.665	13:18:14.384
5 -			59.725	72.81	1.336	13:19:14.109
6 -			58.389 (1)	74.47		13:20:12.498
7 -			58.503 (2)	74.33	0.114	13:21:11.001
8 -			58.814 (3)	73.93	0.425	13:22:09.815
9 -			59.024	73.67	0.635	13:23:08.839

P11 52 F1		PHILP / ALLUM		- powerbiking		
IDEAL LAP TIME : 52.883		BEST LAP TIME : 52.924		DIFFERENCE : 0.041		
LAP	SECTOR 1	SECTOR 2	LAP TIME	MPH	DIFF	TIME OF DAY

1 -		21.982	1:00.523	71.84	7.599	13:15:09.714
2 -	54.655	IN PIT	1:50.212 P	39.45	57.288	13:16:59.926
3 -	OUTLAP	22.030	57.111	76.14	4.187	13:17:57.037
4 -	32.215	21.320	53.535	81.22	0.611	13:18:50.572
5 -	32.035	21.354	53.389	81.45	0.465	13:19:43.961
6 -	31.902	21.259	53.161 (2)	81.80	0.237	13:20:37.122
7 -	31.973	21.844	53.817	80.80	0.893	13:21:30.939
8 -	31.835	21.494	53.329 (3)	81.54	0.405	13:22:24.268
9 -	31.624	21.300	52.924 (1)	82.16		13:23:17.192

P12 76 F2		STREET / CHARLESWORTH		Suzuki -		
IDEAL LAP TIME : 59.396		BEST LAP TIME : 59.619		DIFFERENCE : 0.223		
LAP	SECTOR 1	SECTOR 2	LAP TIME	MPH	DIFF	TIME OF DAY

1 -		24.644	1:11.031	61.22	11.412	13:15:20.222
2 -	36.762	24.085	1:00.847	71.46	1.228	13:16:21.069
3 -	35.781	23.883	59.664 (2)	72.88	0.045	13:17:20.733
4 -	36.613	24.240	1:00.853	71.46	1.234	13:18:21.586
5 -	37.119	24.763	1:01.882	70.27	2.263	13:19:23.468
6 -	36.083	24.536	1:00.619	71.73	1.000	13:20:24.087
7 -	36.155	24.509	1:00.664	71.68	1.045	13:21:24.751
8 -	35.513	24.106	59.619 (1)	72.93		13:22:24.370
9 -	35.753	23.957	59.710 (3)	72.82	0.091	13:23:24.080

P13 6 F2		BELLABY / GRISTWOOD		Suzuki - Gristwood & Toms		
IDEAL LAP TIME : 59.588		BEST LAP TIME : 59.901		DIFFERENCE : 0.313		
LAP	SECTOR 1	SECTOR 2	LAP TIME	MPH	DIFF	TIME OF DAY

1 -		24.907	1:10.608	61.58	10.707	13:15:19.799
2 -	37.279	24.625	1:01.904	70.24	2.003	13:16:21.703
3 -	35.548	24.353	59.901 (1)	72.59		13:17:21.604
4 -	36.889	24.542	1:01.431	70.78	1.530	13:18:23.035
5 -	36.054	24.714	1:00.768	71.56	0.867	13:19:23.803
6 -	36.259	24.312	1:00.571	71.79	0.670	13:20:24.374
7 -	36.224	24.430	1:00.654	71.69	0.753	13:21:25.028
8 -	36.168	24.040	1:00.208 (3)	72.22	0.307	13:22:25.236
9 -	35.888	24.091	59.979 (2)	72.50	0.078	13:23:25.215

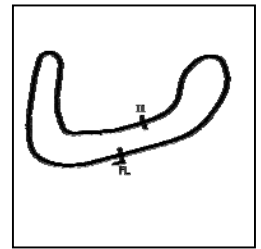
Weather / Track : Cloudy / Dry

Brands Hatch Indy
Circuit Length = 1.2079 miles
Start: 13:14 Flag 13:23 End: 13:24

BMCRC - MRO Championships 2019 - Rnd 1 @ Brands Hatch Indy

RKB-BMCRC F1 & F2 Sidecars

RACE 7 - SECTOR ANALYSIS



SECTOR 1 = FL to I1, SECTOR 2 = I1 to FL, DIFF = Difference To Personal Best Lap, P = Crossed Finish Line in Pit Lane, D = Time Disallowed

P14 67 F1		JEFFREY / WHEELER		- MJP racing		
IDEAL LAP TIME : 59.724		BEST LAP TIME : 59.794		DIFFERENCE : 0.070		
LAP	SECTOR 1	SECTOR 2	LAP TIME	MPH	DIFF	TIME OF DAY
1 -		24.367	1:08.347	63.62	8.553	13:15:17.538
2 -	37.350	24.178	1:01.528	70.67	1.734	13:16:19.066
3 -	36.797	24.551	1:01.348	70.88	1.554	13:17:20.414
4 -	37.077	25.441	1:02.518	69.55	2.724	13:18:22.932
5 -	36.872	25.061	1:01.933	70.21	2.139	13:19:24.865
6 -	36.181	24.687	1:00.868 (3)	71.44	1.074	13:20:25.733
7 -	35.990	24.495	1:00.485 (2)	71.89	0.691	13:21:26.218
8 -	36.646	24.361	1:01.007	71.28	1.213	13:22:27.225
9 -	36.060	23.734	59.794 (1)	72.72		13:23:27.019

P15 167 F2		PETTMAN / ROBINSON		Yamaha -		
IDEAL LAP TIME : 1:00.793		BEST LAP TIME : 1:00.881		DIFFERENCE : 0.088		
LAP	SECTOR 1	SECTOR 2	LAP TIME	MPH	DIFF	TIME OF DAY
1 -		24.867	1:10.124	62.01	9.243	13:15:19.315
2 -	36.828	24.417	1:01.245 (2)	71.00	0.364	13:16:20.560
3 -	36.376	24.505	1:00.881 (1)	71.42		13:17:21.441
4 -	37.476	24.922	1:02.398	69.69	1.517	13:18:23.839
5 -	37.213	24.618	1:01.831 (3)	70.33	0.950	13:19:25.670
6 -	37.919	25.333	1:03.252	68.75	2.371	13:20:28.922
7 -	38.076	25.321	1:03.397	68.59	2.516	13:21:32.319
8 -	37.787	26.000	1:03.787	68.17	2.906	13:22:36.106
9 -	37.777	25.567	1:03.344	68.65	2.463	13:23:39.450

P16 136 F1		S EDWARDS / L EDWARDS		Suzuki - Economy Heating Services Ltd		
IDEAL LAP TIME :		BEST LAP TIME : 56.338		DIFFERENCE :		
LAP	SECTOR 1	SECTOR 2	LAP TIME	MPH	DIFF	TIME OF DAY
1 -			1:08.627	63.36	12.289	13:15:17.818
2 -			1:00.409	71.98	4.071	13:16:18.227
3 -			57.685 (3)	75.38	1.347	13:17:15.912
4 -			58.563	74.25	2.225	13:18:14.475
5 -			57.367 (2)	75.80	1.029	13:19:11.842
6 -			56.338 (1)	77.18		13:20:08.180

P17 188 F1		BEST / SLATER		Suzuki - Ecosse Consulting		
IDEAL LAP TIME : 1:02.335		BEST LAP TIME : 1:02.335		DIFFERENCE : 0.000		
LAP	SECTOR 1	SECTOR 2	LAP TIME	MPH	DIFF	TIME OF DAY
1 -		25.211	1:13.806	58.91	11.471	13:15:22.997
2 -	38.189	25.369	1:03.558	68.41	1.223	13:16:26.555
3 -	37.922	25.419	1:03.341 (3)	68.65	1.006	13:17:29.896
4 -	38.302	24.790	1:03.092 (2)	68.92	0.757	13:18:32.988
5 -	37.659	24.676	1:02.335 (1)	69.76		13:19:35.323

P18 11 F1		NICHOLLS / COLE		Kawasaki - CERTAIN EXHIBITIONS		
IDEAL LAP TIME : 55.337		BEST LAP TIME : 55.337		DIFFERENCE : 0.000		
LAP	SECTOR 1	SECTOR 2	LAP TIME	MPH	DIFF	TIME OF DAY
1 -		23.687	1:08.820	63.18	13.483	13:15:18.011
2 -	35.276	22.453	57.729 (3)	75.32	2.392	13:16:15.740
3 -	34.118	22.509	56.627 (2)	76.79	1.290	13:17:12.367
4 -	33.555	21.782	55.337 (1)	78.58		13:18:07.704

Weather / Track : Cloudy / Dry

Brands Hatch Indy
Circuit Length = 1.2079 miles
Start: 13:14 Flag 13:23 End: 13:24

BMCRC - MRO Championships 2019 - Rnd 1 @ Brands Hatch Indy

RKB-BMCRC F1 & F2 Sidecars

RACE 7 - BEST SECTORS

SECTOR 1			SECTOR 2			IDEAL / BEST COMPARISON						
POS	NO	NAME	TIME	NO	NAME	TIME	POS	NO	NAME	IDEAL	BEST	DIFF
									PERFECT LAP	51.641		
1	21	R CROWE / C CROWE	30.880	21	R CROWE / C CROWE	20.761	1	21	R CROWE / C CROW	51.641	51.641	0.000
2	52	PHILP / ALLUM	31.624	12	JACKSON / STOKOE	21.137	2	12	JACKSON / STOKOE	52.866	53.034	0.168
3	111	CABLE / MASTERS	31.679	52	PHILP / ALLUM	21.259	3	52	PHILP / ALLUM	52.883	52.924	0.041
4	12	JACKSON / STOKOE	31.729	111	CABLE / MASTERS	21.528	4	111	CABLE / MASTERS	53.207	53.428	0.221
5	44	KING / THOMAS	33.049	11	NICHOLLS / COLE	21.782	5	44	KING / THOMAS	55.186	55.349	0.163
6	131	S CHANDLER / B CHANDLER	33.279	118	BICKNELL / ENSOR	22.072	6	11	NICHOLLS / COLE	55.337	55.337	0.000
7	118	BICKNELL / ENSOR	33.359	44	KING / THOMAS	22.137	7	118	BICKNELL / ENSOR	55.431	55.431	0.000
8	11	NICHOLLS / COLE	33.555	131	S CHANDLER / B CHANDLER	22.593	8	131	S CHANDLER / B CH.	55.872	56.084	0.212
9	31	MUNRO / SADBERRY	33.795	31	MUNRO / SADBERRY	22.712	9	31	MUNRO / SADBERRY\	56.507	56.649	0.142
10	121	LAWRENCE / HUGHES	34.278	121	LAWRENCE / HUGHES	22.870	10	121	LAWRENCE / HUGHE	57.148	57.402	0.254
11	76	STREET / CHARLESWORTH	35.513	67	JEFFREY / WHEELER	23.734	11	76	STREET / CHARLES\	59.396	59.619	0.223
12	6	BELLABY / GRISTWOOD	35.548	76	STREET / CHARLESWORTH	23.883	12	6	BELLABY / GRISTWC	59.588	59.901	0.313
13	67	JEFFREY / WHEELER	35.990	6	BELLABY / GRISTWOOD	24.040	13	67	JEFFREY / WHEELEI	59.724	59.794	0.070
14	167	PETTMAN / ROBINSON	36.376	167	PETTMAN / ROBINSON	24.417	14	167	PETTMAN / ROBINSC	1:00.793	1:00.881	0.088
15	188	BEST / SLATER	37.659	188	BEST / SLATER	24.676	15	188	BEST / SLATER	1:02.335	1:02.335	0.000
16							16	412	PETTIS / PHILLIPS		58.389	
17							17	136	S EDWARDS / L EDW		56.338	
18							18	36	SCHOFIELD / THOM/		56.537	

Weather / Track : Cloudy / Dry

Results can be found at www.tsl-timing.com

Brands Hatch Indy
 Circuit Length = 1.2079 miles
 Start: 13:14 Flag 13:23 End: 13:24

Printed - 13:25 Sunday, 10 March 2019

BMCRC - MRO Championships 2019 - Rnd 1 @ Brands Hatch Indy

RKB-BMCRC F1 & F2 Sidecars

RACE 18 - GRID (10 Laps)

ROW 12	24	17	GRAY / PITT	23	18	D BLACKWOOD / J BLACKWOOD				
ROW 11		22	35	REEVES / THOMAS	21	33	HEGARTY / NEAVE			
ROW 10	20	74	RESTALL / HART	19	7	MOLYNEUX/ PAYNE				
ROW 9			1:02.335	18	188	BEST / SLATER	1:00.881	17	167	PETTMAN / ROBINSON
ROW 8		59.901	16	6	BELLABY / GRISTWOOD	59.794	15	67	JEFFREY / WHEELER	
ROW 7			59.619	14	76	STREET / CHARLESWORTH	58.389	13	412	PETTIS / PHILLIPS
ROW 6		57.402	12	121	LAWRENCE / HUGHES	56.649	11	31	MUNRO / SADBERRY	
ROW 5			56.537	10	36	SCHOFIELD / THOMAS	56.338	9	136	S EDWARDS / L EDWARDS
ROW 4		56.084	8	131	S CHANDLER / B CHANDLER	55.431	7	118	BICKNELL / ENSOR	
ROW 3			55.349	6	44	KING / THOMAS	55.337	5	11	NICHOLLS / COLE
ROW 2		53.428	4	111	CABLE / MASTERS	53.034	3	12	JACKSON / STOKOE	
ROW 1			52.924	2	52	PHILP / ALLUM	51.641	1	21	R CROWE / C CROWE
										Pole

Brands Hatch Indy
Circuit Length = 1.2079 miles

These results are provisional until the conclusion of any judicial and technical matters.

Clerk Of Course :		Timekeeper :	
-------------------	--	--------------	--

Results can be found at www.tsl-timing.com

Printed - 13:29 Sunday, 10 March 2019



BMCRC - MRO Championships 2019 - Rnd 1 @ Brands Hatch Indy

RKB-BMCRC F1 & F2 Sidecars

RACE 18 - CLASSIFICATION

POS	NO	CL	PIC NAME	ENTRY	LAPS	TIME	GAP	DIFF	MPH	BEST	ON
1	52	F1	1 PHILP / ALLUM	- powerbiking	10	8:56.144			81.10	52.666	3
2	111	F1	2 CABLE / MASTERS	Yamaha -	10	9:03.056	6.912	6.912	80.07	52.605	8
3	12	F2	1 JACKSON / STOKOE	Suzuki - A V Craine & Sons	10	9:03.150	7.006	0.094	80.06	52.922	5
4	44	F2	2 KING / THOMAS	- The Bell on the Common	10	9:24.874	28.730	21.724	76.98	55.425	10
5	118	F1	3 BICKNELL / ENSOR	Kawasaki -	10	9:26.652	30.508	1.778	76.74	55.506	5
6	136	F1	4 S EDWARDS / L EDWARDS	Suzuki - Economy Heating Services Ltd	10	9:42.956	46.812	16.304	74.59	56.240	8
7	31	F2	3 MUNRO / SADBERRY	Yamaha R6 - Durey Castings / Allbikes	10	9:44.419	48.275	1.463	74.40	57.182	2
8	412	F1	5 PETTIS / PHILLIPS	KTM 1190 - Performance technical	9	9:01.019	1 Lap	1 Lap	72.34	58.043	9
9	121	F1	6 LAWRENCE / HUGHES	Yamaha -	9	9:01.501	1 Lap	0.482	72.27	58.357	9
10	76	F2	4 STREET / CHARLESWORTH	Suzuki -	9	9:08.818	1 Lap	7.317	71.31	58.994	8
11	6	F2	5 BELLABY / GRISTWOOD	Suzuki - Gristwood & Toms	9	9:11.558	1 Lap	2.740	70.95	1:00.126	7
12	67	F1	7 JEFFREY / WHEELER	- MJP racing	9	9:11.588	1 Lap	0.030	70.95	59.535	9
13	188	F1	8 BEST / SLATER	Suzuki - Ecosse Consulting	9	9:35.646	1 Lap	24.058	67.98	1:01.115	3
14	167	F2	6 PETTMAN / ROBINSON	Yamaha -	9	9:51.644	1 Lap	15.998	66.15	59.897	5

NOT CLASSIFIED

DNF	131	F2	S CHANDLER / B CHANDLER	Honda -	2	2:00.458	8 Laps	7 Laps	72.20	56.748	2
-----	-----	----	-------------------------	---------	---	----------	--------	--------	-------	--------	---

FASTEST LAP

111	F1	CABLE / MASTERS	Yamaha -	8	52.605	82.66 mph	133.03 kph
12	F2	JACKSON / STOKOE	Suzuki - A V Craine & Sons	5	52.922	82.17 mph	132.23 kph

Class F1 - 92.5% of Race Speed = 75.01 mph

Class F2 - 92.5% of Race Speed = 74.05 mph

Brands Hatch Indy
Circuit Length = 1.2079 miles
Start: 16:17 Flag 16:26 End: 16:27

Weather / Track : Cloudy / Dry

These results are provisional until the conclusion of any judicial and technical matters.

Clerk Of Course :	Timekeeper :
-------------------	--------------

Results can be found at www.tsl-timing.com

Printed - 16:28 Sunday, 10 March 2019



BMCRC - MRO Championships 2019 - Rnd 1 @ Brands Hatch Indy

RKB-BMCRC F1 & F2 Sidecars

RACE 18 - LAP CHART

LAP 1 @ 16:18:46.101

NO	BEHIND	LAP TIME
52		59.032
12	1.379	1:00.411
111	1.860	1:00.892
44	2.357	1:01.389
118	3.463	1:02.495
131	4.678	1:03.710
136	5.659	1:04.691
31	6.423	1:05.455
6	8.906	1:07.938
67	9.125	1:08.157
412	9.245	1:08.277
121	9.826	1:08.858
76	10.697	1:09.729
167	11.684	1:10.716
188	14.543	1:13.575

LAP 2 @ 16:19:39.088

NO	BEHIND	LAP TIME
52		52.987
12	1.832	53.440
111	3.103	54.230
44	5.048	55.678
118	6.225	55.749
131	8.439	56.748
31	10.618	57.182
136	11.225	58.553
412	15.524	59.266
121	16.367	59.528
6	16.885	1:00.966
67	18.007	1:01.869
76	18.237	1:00.527
167	19.749	1:01.052
188	23.578	1:02.022

LAP 3 @ 16:20:31.754

NO	BEHIND	LAP TIME
52		52.666
12	2.410	53.244
111	3.872	53.435
44	8.203	55.821
118	9.586	56.027
31	15.721	57.769
136	16.803	58.244
412	21.987	59.129
121	22.563	58.862
6	24.354	1:00.135
76	25.355	59.784
67	26.167	1:00.826
167	27.920	1:00.837
188	32.027	1:01.115

LAP 4 @ 16:21:24.907

NO	BEHIND	LAP TIME
52		53.153
12	2.466	53.209
111	4.333	53.614
44	11.018	55.968
118	12.460	56.027
31	20.342	57.774
136	21.558	57.908

412	28.071	59.237
121	28.448	59.038
6	31.329	1:00.128
76	31.639	59.437
67	32.747	59.733
167	34.840	1:00.073
188	40.293	1:01.419

LAP 5 @ 16:22:17.676

NO	BEHIND	LAP TIME
52		52.769
12	2.619	52.922
111	5.112	53.548
44	14.047	55.798
118	15.197	55.506
31	25.112	57.539
136	26.397	57.608
412	35.868	1:00.566
121	35.920	1:00.241
6	39.150	1:00.590
76	39.282	1:00.412
67	40.097	1:00.119
167	41.968	59.897
188	49.187	1:01.663

LAP 6 @ 16:23:10.392

NO	BEHIND	LAP TIME
52		52.716
12	2.858	52.955
111	5.528	53.132
44	17.174	55.843
118	18.711	56.230
31	30.746	58.350
136	30.985	57.304
412	42.071	58.919
121	42.414	59.210
6	47.154	1:00.720
76	47.339	1:00.773
67	48.570	1:01.189

LAP 7 @ 16:24:03.555

NO	BEHIND	LAP TIME
52		53.163
12	4.063	54.368
188	1 Lap	1:02.173
111	5.831	53.466
167	1 Lap	1:21.075
44	20.123	56.112
118	21.533	55.985
136	35.014	57.192
31	35.262	57.679
412	47.414	58.506
121	47.891	58.640

LAP 8 @ 16:24:57.203

NO	BEHIND	LAP TIME
52		53.648
6	1 Lap	1:00.126
76	1 Lap	1:00.091
67	1 Lap	1:00.620
12	3.748	53.333
111	4.788	52.605

188	1 Lap	1:03.651
44	22.475	56.000
118	25.203	57.318
167	1 Lap	1:07.916
136	37.606	56.240
31	39.342	57.728
412	52.842	59.076
121	53.010	58.767

LAP 9 @ 16:25:50.283

NO	BEHIND	LAP TIME
52		53.080
12	6.044	55.376
111	6.339	54.631
76	1 Lap	58.994
6	1 Lap	1:00.550
67	1 Lap	59.540
44	26.235	56.840
118	27.799	55.676
188	1 Lap	1:05.699
136	42.503	57.977
167	1 Lap	1:05.431
31	43.843	57.581

LAP 10 @ 16:26:43.213

NO	BEHIND	LAP TIME
52		52.930
412	1 Lap	58.043
121	1 Lap	58.357
111	6.912	53.503
12	7.006	53.892
76	1 Lap	59.071
6	1 Lap	1:00.405
67	1 Lap	59.535
44	28.730	55.425
118	30.508	55.639
188	1 Lap	1:04.329
136	46.812	57.239
31	48.275	57.362
167	1 Lap	1:04.647

Weather / Track : Cloudy / Dry

Results can be found at www.tsl-timing.com

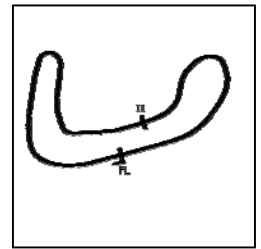
Brands Hatch Indy
Circuit Length = 1.2079 miles
Start: 16:17 Flag 16:26 End: 16:27

Printed - 16:29 Sunday, 10 March 2019

BMCRC - MRO Championships 2019 - Rnd 1 @ Brands Hatch Indy

RKB-BMCRC F1 & F2 Sidecars

RACE 18 - SECTOR ANALYSIS



SECTOR 1 = FL to I1, SECTOR 2 = I1 to FL, DIFF = Difference To Personal Best Lap, P = Crossed Finish Line in Pit Lane, D = Time Disallowed

P1 52 F1 PHILP / ALLUM		- powerbiking				
IDEAL LAP TIME : 52.848		BEST LAP TIME : 52.666		DIFFERENCE : -0.182		
LAP	SECTOR 1	SECTOR 2	LAP TIME	MPH	DIFF	TIME OF DAY
1 -			59.032	73.66	6.366	16:18:46.101
2 -			52.987	82.06	0.321	16:19:39.088
3 -			52.666 (1)	82.56		16:20:31.754
4 -			53.153	81.81	0.487	16:21:24.907
5 -			52.769 (3)	82.40	0.103	16:22:17.676
6 -			52.716 (2)	82.49	0.050	16:23:10.392
7 -	32.012	21.151	53.163	81.79	0.497	16:24:03.555
8 -	31.897	21.751	53.648	81.05	0.982	16:24:57.203
9 -			53.080	81.92	0.414	16:25:50.283
10 -	31.697	21.233	52.930	82.15	0.264	16:26:43.213

P2 111 F1 CABLE / MASTERS		Yamaha -				
IDEAL LAP TIME : 52.605		BEST LAP TIME : 52.605		DIFFERENCE : 0.000		
LAP	SECTOR 1	SECTOR 2	LAP TIME	MPH	DIFF	TIME OF DAY
1 -		21.987	1:00.892	71.41	8.287	16:18:47.961
2 -	32.409	21.821	54.230	80.18	1.625	16:19:42.191
3 -	31.810	21.625	53.435 (3)	81.38	0.830	16:20:35.626
4 -	31.847	21.767	53.614	81.10	1.009	16:21:29.240
5 -	31.865	21.683	53.548	81.20	0.943	16:22:22.788
6 -	31.779	21.353	53.132 (2)	81.84	0.527	16:23:15.920
7 -	31.724	21.742	53.466	81.33	0.861	16:24:09.386
8 -	31.337	21.268	52.605 (1)	82.66		16:25:01.991
9 -	32.030	22.601	54.631	79.59	2.026	16:25:56.622
10 -	32.084	21.419	53.503	81.27	0.898	16:26:50.125

P3 12 F2 JACKSON / STOKOE		Suzuki - A V Craine & Sons				
IDEAL LAP TIME : 52.679		BEST LAP TIME : 52.922		DIFFERENCE : 0.243		
LAP	SECTOR 1	SECTOR 2	LAP TIME	MPH	DIFF	TIME OF DAY
1 -		21.798	1:00.411	71.98	7.489	16:18:47.480
2 -	32.294	21.146	53.440	81.37	0.518	16:19:40.920
3 -	32.002	21.242	53.244	81.67	0.322	16:20:34.164
4 -	31.995	21.214	53.209 (3)	81.72	0.287	16:21:27.373
5 -	31.574	21.348	52.922 (1)	82.17		16:22:20.295
6 -	31.533	21.422	52.955 (2)	82.11	0.033	16:23:13.250
7 -	32.323	22.045	54.368	79.98	1.446	16:24:07.618
8 -	32.072	21.261	53.333	81.53	0.411	16:25:00.951
9 -	32.631	22.745	55.376	78.52	2.454	16:25:56.327
10 -	32.222	21.670	53.892	80.69	0.970	16:26:50.219

P4 44 F2 KING / THOMAS		- The Bell on the Common				
IDEAL LAP TIME : 55.011		BEST LAP TIME : 55.425		DIFFERENCE : 0.414		
LAP	SECTOR 1	SECTOR 2	LAP TIME	MPH	DIFF	TIME OF DAY
1 -		22.021	1:01.389	70.83	5.964	16:18:48.458
2 -	33.553	22.125	55.678 (2)	78.10	0.253	16:19:44.136
3 -	33.596	22.225	55.821	77.90	0.396	16:20:39.957
4 -	33.160	22.808	55.968	77.69	0.543	16:21:35.925
5 -	33.393	22.405	55.798 (3)	77.93	0.373	16:22:31.723
6 -	33.562	22.281	55.843	77.87	0.418	16:23:27.566
7 -	33.468	22.644	56.112	77.49	0.687	16:24:23.678
8 -	33.459	22.541	56.000	77.65	0.575	16:25:19.678
9 -	33.707	23.133	56.840	76.50	1.415	16:26:16.518
10 -	32.990	22.435	55.425 (1)	78.45		16:27:11.943

P5 118 F1 BICKNELL / ENSOR		Kawasaki -				
IDEAL LAP TIME : 55.268		BEST LAP TIME : 55.506		DIFFERENCE : 0.238		
LAP	SECTOR 1	SECTOR 2	LAP TIME	MPH	DIFF	TIME OF DAY

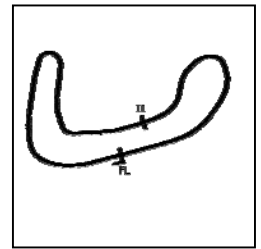
Weather / Track : Cloudy / Dry

Brands Hatch Indy
Circuit Length = 1.2079 miles
Start: 16:17 Flag 16:26 End: 16:27

BMCRC - MRO Championships 2019 - Rnd 1 @ Brands Hatch Indy

RKB-BMCRC F1 & F2 Sidecars

RACE 18 - SECTOR ANALYSIS



SECTOR 1 = FL to I1, SECTOR 2 = I1 to FL, DIFF = Difference To Personal Best Lap, P = Crossed Finish Line in Pit Lane, D = Time Disallowed

1 -			1:02.495	69.58	6.989	16:18:49.564
2 -	33.538	22.211	55.749	78.00	0.243	16:19:45.313
3 -	33.550	22.477	56.027	77.61	0.521	16:20:41.340
4 -	33.847	22.180	56.027	77.61	0.521	16:21:37.367
5 -	33.286	22.220	55.506 (1)	78.34		16:22:32.873
6 -	34.068	22.162	56.230	77.33	0.724	16:23:29.103
7 -	33.607	22.378	55.985	77.67	0.479	16:24:25.088
8 -	34.400	22.918	57.318	75.86	1.812	16:25:22.406
9 -	33.593	22.083	55.676 (3)	78.10	0.170	16:26:18.082
10 -	33.657	21.982	55.639 (2)	78.15	0.133	16:27:13.721

P6 136 F1		S EDWARDS / L EDWARDS		Suzuki - Economy Heating Services Ltd			
IDEAL LAP TIME :		BEST LAP TIME : 56.240		DIFFERENCE :			
LAP	SECTOR 1	SECTOR 2	LAP TIME	MPH	DIFF	TIME OF DAY	

1 -			1:04.691	67.22	8.451	16:18:51.760
2 -			58.553	74.26	2.313	16:19:50.313
3 -			58.244	74.66	2.004	16:20:48.557
4 -			57.908	75.09	1.668	16:21:46.465
5 -			57.608	75.48	1.368	16:22:44.073
6 -			57.304	75.88	1.064	16:23:41.377
7 -			57.192 (2)	76.03	0.952	16:24:38.569
8 -			56.240 (1)	77.32		16:25:34.809
9 -			57.977	75.00	1.737	16:26:32.786
10 -			57.239 (3)	75.97	0.999	16:27:30.025

P7 31 F2		MUNRO / SADBERRY		Yamaha R6 - Durey Castings / Allbikes			
IDEAL LAP TIME : 57.182		BEST LAP TIME : 57.182		DIFFERENCE : 0.000			
LAP	SECTOR 1	SECTOR 2	LAP TIME	MPH	DIFF	TIME OF DAY	

1 -		23.627	1:05.455	66.43	8.273	16:18:52.524
2 -	34.274	22.908	57.182 (1)	76.04		16:19:49.706
3 -	34.404	23.365	57.769	75.27	0.587	16:20:47.475
4 -	34.497	23.277	57.774	75.26	0.592	16:21:45.249
5 -	34.434	23.105	57.539 (3)	75.57	0.357	16:22:42.788
6 -	34.740	23.610	58.350	74.52	1.168	16:23:41.138
7 -	34.364	23.315	57.679	75.39	0.497	16:24:38.817
8 -	34.443	23.285	57.728	75.32	0.546	16:25:36.545
9 -	34.390	23.191	57.581	75.52	0.399	16:26:34.126
10 -	34.336	23.026	57.362 (2)	75.80	0.180	16:27:31.488

P8 412 F1		PETTIS / PHILLIPS		KTM 1190 - Performance technical			
IDEAL LAP TIME :		BEST LAP TIME : 58.043		DIFFERENCE :			
LAP	SECTOR 1	SECTOR 2	LAP TIME	MPH	DIFF	TIME OF DAY	

1 -			1:08.277	63.69	10.234	16:18:55.346
2 -			59.266	73.37	1.223	16:19:54.612
3 -			59.129	73.54	1.086	16:20:53.741
4 -			59.237	73.41	1.194	16:21:52.978
5 -			1:00.566	71.79	2.523	16:22:53.544
6 -			58.919 (3)	73.80	0.876	16:23:52.463
7 -			58.506 (2)	74.32	0.463	16:24:50.969
8 -			59.076	73.61	1.033	16:25:50.045
9 -			58.043 (1)	74.92		16:26:48.088

P9 121 F1		LAWRENCE / HUGHES		Yamaha -			
IDEAL LAP TIME : 58.313		BEST LAP TIME : 58.357		DIFFERENCE : 0.044			
LAP	SECTOR 1	SECTOR 2	LAP TIME	MPH	DIFF	TIME OF DAY	

1 -			1:08.858	63.15	10.501	16:18:55.927
2 -	35.816	23.712	59.528	73.05	1.171	16:19:55.455
3 -			58.862	73.87	0.505	16:20:54.317
4 -			59.038	73.65	0.681	16:21:53.355
5 -	35.856	24.385	1:00.241	72.18	1.884	16:22:53.596

Weather / Track : Cloudy / Dry

Brands Hatch Indy
Circuit Length = 1.2079 miles
Start: 16:17 Flag 16:26 End: 16:27

BMCRC - MRO Championships 2019 - Rnd 1 @ Brands Hatch Indy

RKB-BMCRC F1 & F2 Sidecars

RACE 18 - SECTOR ANALYSIS



SECTOR 1 = FL to I1, SECTOR 2 = I1 to FL, DIFF = Difference To Personal Best Lap, P = Crossed Finish Line in Pit Lane, D = Time Disallowed

6 -			59.210	73.44	0.853	16:23:52.806
7 -	35.258	23.382	58.640 (2)	74.15	0.283	16:24:51.446
8 -			58.767 (3)	73.99	0.410	16:25:50.213
9 -	35.302	23.055	58.357 (1)	74.51		16:26:48.570

P10 76 F2 STREET / CHARLESWORTH			Suzuki -			
IDEAL LAP TIME : 58.939		BEST LAP TIME : 58.994		DIFFERENCE : 0.055		
LAP	SECTOR 1	SECTOR 2	LAP TIME	MPH	DIFF	TIME OF DAY
1 -		24.841	1:09.729	62.36	10.735	16:18:56.798
2 -	36.635	23.892	1:00.527	71.84	1.533	16:19:57.325
3 -	36.165	23.619	59.784	72.73	0.790	16:20:57.109
4 -	35.384	24.053	59.437 (3)	73.16	0.443	16:21:56.546
5 -	36.159	24.253	1:00.412	71.98	1.418	16:22:56.958
6 -	36.583	24.190	1:00.773	71.55	1.779	16:23:57.731
7 -	36.222	23.869	1:00.091	72.36	1.097	16:24:57.822
8 -	35.329	23.665	58.994 (1)	73.71		16:25:56.816
9 -	35.320	23.751	59.071 (2)	73.61	0.077	16:26:55.887

P11 6 F2 BELLABY / GRISTWOOD			Suzuki - Gristwood & Toms			
IDEAL LAP TIME : 59.950		BEST LAP TIME : 1:00.126		DIFFERENCE : 0.176		
LAP	SECTOR 1	SECTOR 2	LAP TIME	MPH	DIFF	TIME OF DAY
1 -		24.804	1:07.938	64.00	7.812	16:18:55.007
2 -	36.516	24.450	1:00.966	71.32	0.840	16:19:55.973
3 -	35.966	24.169	1:00.135 (3)	72.31	0.009	16:20:56.108
4 -	35.995	24.133	1:00.128 (2)	72.32	0.002	16:21:56.236
5 -	35.972	24.618	1:00.590	71.77	0.464	16:22:56.826
6 -	36.176	24.544	1:00.720	71.61	0.594	16:23:57.546
7 -	35.817	24.309	1:00.126 (1)	72.32		16:24:57.672
8 -	35.980	24.570	1:00.550	71.81	0.424	16:25:58.222
9 -	35.942	24.463	1:00.405	71.99	0.279	16:26:58.627

P12 67 F1 JEFFREY / WHEELER			- MJP racing			
IDEAL LAP TIME : 59.360		BEST LAP TIME : 59.535		DIFFERENCE : 0.175		
LAP	SECTOR 1	SECTOR 2	LAP TIME	MPH	DIFF	TIME OF DAY
1 -		24.453	1:08.157	63.80	8.622	16:18:55.226
2 -	37.454	24.415	1:01.869	70.28	2.334	16:19:57.095
3 -	36.992	23.834	1:00.826	71.49	1.291	16:20:57.921
4 -	35.957	23.776	59.733 (3)	72.80	0.198	16:21:57.654
5 -	36.345	23.774	1:00.119	72.33	0.584	16:22:57.773
6 -	36.373	24.816	1:01.189	71.06	1.654	16:23:58.962
7 -	36.820	23.800	1:00.620	71.73	1.085	16:24:59.582
8 -	35.881	23.659	59.540 (2)	73.03	0.005	16:25:59.122
9 -	35.701	23.834	59.535 (1)	73.04		16:26:58.657

P13 188 F1 BEST / SLATER			Suzuki - Ecosse Consulting			
IDEAL LAP TIME : 1:00.850		BEST LAP TIME : 1:01.115		DIFFERENCE : 0.265		
LAP	SECTOR 1	SECTOR 2	LAP TIME	MPH	DIFF	TIME OF DAY
1 -		25.490	1:13.575	59.10	12.460	16:19:00.644
2 -	37.588	24.434	1:02.022	70.11	0.907	16:20:02.666
3 -	36.682	24.433	1:01.115 (1)	71.15		16:21:03.781
4 -	37.251	24.168	1:01.419 (2)	70.80	0.304	16:22:05.200
5 -	37.316	24.347	1:01.663 (3)	70.52	0.548	16:23:06.863
6 -	37.660	24.513	1:02.173	69.94	1.058	16:24:09.036
7 -	38.429	25.222	1:03.651	68.31	2.536	16:25:12.687
8 -	39.665	26.034	1:05.699	66.18	4.584	16:26:18.386
9 -	39.503	24.826	1:04.329	67.59	3.214	16:27:22.715

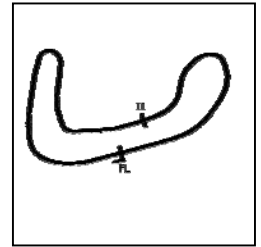
Weather / Track : Cloudy / Dry

Brands Hatch Indy
Circuit Length = 1.2079 miles
Start: 16:17 Flag 16:26 End: 16:27

BMCRC - MRO Championships 2019 - Rnd 1 @ Brands Hatch Indy

RKB-BMCRC F1 & F2 Sidecars

RACE 18 - SECTOR ANALYSIS



SECTOR 1 = FL to I1, SECTOR 2 = I1 to FL, DIFF = Difference To Personal Best Lap, P = Crossed Finish Line in Pit Lane, D = Time Disallowed

P14 167 F2		PETTMAN / ROBINSON		Yamaha -		
IDEAL LAP TIME : 59.897		BEST LAP TIME : 59.897		DIFFERENCE : 0.000		
LAP	SECTOR 1	SECTOR 2	LAP TIME	MPH	DIFF	TIME OF DAY
1 -		25.120	1:10.716	61.49	10.819	16:18:57.785
2 -	36.494	24.558	1:01.052	71.22	1.155	16:19:58.837
3 -	36.237	24.600	1:00.837 (3)	71.47	0.940	16:20:59.674
4 -	35.651	24.422	1:00.073 (2)	72.38	0.176	16:21:59.747
5 -	35.621	24.276	59.897 (1)	72.60		16:22:59.644
6 -	53.326	27.749	1:21.075	53.63	21.178	16:24:20.719
7 -	41.083	26.833	1:07.916	64.02	8.019	16:25:28.635
8 -	39.228	26.203	1:05.431	66.46	5.534	16:26:34.066
9 -	38.042	26.605	1:04.647	67.26	4.750	16:27:38.713

P15 131 F2		S CHANDLER / B CHANDLER		Honda -		
IDEAL LAP TIME : 56.748		BEST LAP TIME : 56.748		DIFFERENCE : 0.000		
LAP	SECTOR 1	SECTOR 2	LAP TIME	MPH	DIFF	TIME OF DAY
1 -		22.949	1:03.710	68.25	6.962	16:18:50.779
2 -	33.945	22.803	56.748 (1)	76.63		16:19:47.527

BMCRC - MRO Championships 2019 - Rnd 1 @ Brands Hatch Indy

RKB-BMCRC F1 & F2 Sidecars

RACE 18 - BEST SECTORS

SECTOR 1			SECTOR 2			IDEAL / BEST COMPARISON						
POS	NO	NAME	TIME	NO	NAME	TIME	POS	NO	NAME	IDEAL	BEST	DIFF
									PERFECT LAP	52.483		
1	111	CABLE / MASTERS	31.337	12	JACKSON / STOKOE	21.146	1	111	CABLE / MASTERS	52.605	52.605	0.000
2	12	JACKSON / STOKOE	31.533	52	PHILP / ALLUM	21.151	2	12	JACKSON / STOKOE	52.679	52.922	0.243
3	52	PHILP / ALLUM	31.697	111	CABLE / MASTERS	21.268	3	52	PHILP / ALLUM	52.848	52.666	-0.182
4	44	KING / THOMAS	32.990	118	BICKNELL / ENSOR	21.982	4	44	KING / THOMAS	55.011	55.425	0.414
5	118	BICKNELL / ENSOR	33.286	44	KING / THOMAS	22.021	5	118	BICKNELL / ENSOR	55.268	55.506	0.238
6	131	S CHANDLER / B CHANDLER	33.945	131	S CHANDLER / B CHANDLER	22.803	6	131	S CHANDLER / B CH.	56.748	56.748	0.000
7	31	MUNRO / SADBERRY	34.274	31	MUNRO / SADBERRY	22.908	7	31	MUNRO / SADBERRY\	57.182	57.182	0.000
8	121	LAWRENCE / HUGHES	35.258	121	LAWRENCE / HUGHES	23.055	8	121	LAWRENCE / HUGHE	58.313	58.357	0.044
9	76	STREET / CHARLESWORTH	35.320	76	STREET / CHARLESWORTH	23.619	9	76	STREET / CHARLES\	58.939	58.994	0.055
10	167	PETTMAN / ROBINSON	35.621	67	JEFFREY / WHEELER	23.659	10	67	JEFFREY / WHEELER	59.360	59.535	0.175
11	67	JEFFREY / WHEELER	35.701	6	BELLABY / GRISTWOOD	24.133	11	167	PETTMAN / ROBINS	59.897	59.897	0.000
12	6	BELLABY / GRISTWOOD	35.817	188	BEST / SLATER	24.168	12	6	BELLABY / GRISTWC	59.950	1:00.126	0.176
13	188	BEST / SLATER	36.682	167	PETTMAN / ROBINSON	24.276	13	188	BEST / SLATER	1:00.850	1:01.115	0.265
14							14	412	PETTIS / PHILLIPS		58.043	
15							15	136	S EDWARDS / L EDW		56.240	

Weather / Track : Cloudy / Dry

Results can be found at www.tsl-timing.com

Brands Hatch Indy
Circuit Length = 1.2079 miles
Start: 16:17 Flag 16:26 End: 16:27

Printed - 16:29 Sunday, 10 March 2019

BMCRC-MRO Championships 2018



BMCRC THUNDERBIKE EXTREME & ULTRA

Brands Hatch Indy Circuit

9th / 10th April 2019



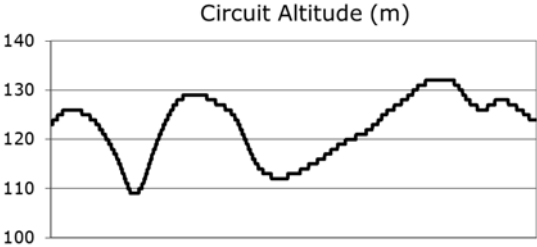
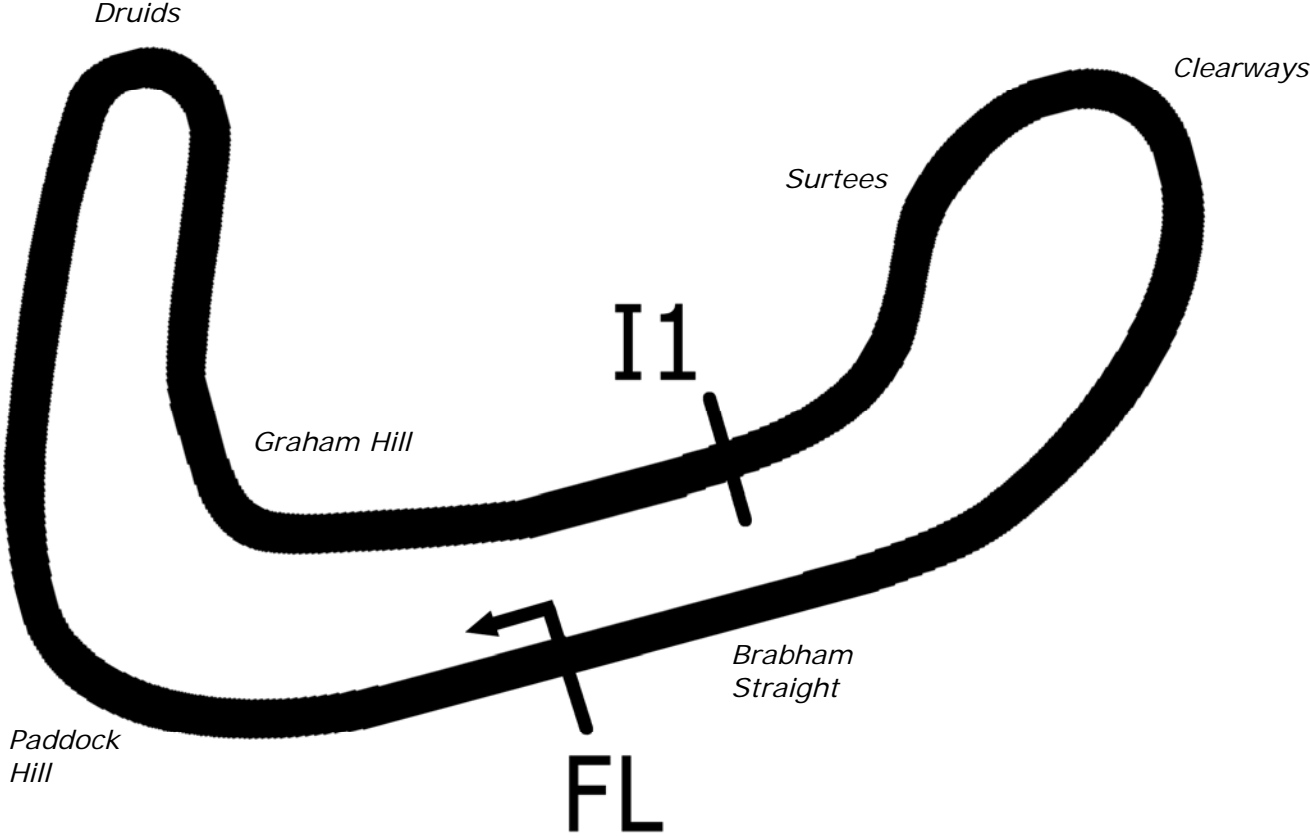
Results Provided by Timing Solutions Ltd
www.tsl-timing.com

Brands Hatch Indy



SPORTS TIMING

TIMING SOLUTIONS LTD



Length	1.2079 miles	1944.0 m	
FL		51.36032 N	0.26032 E
I1	1112m	51.35934 N	0.25955 E
Pit Entry	1669m	51.35911 N	0.25743 E
Pit Exit	26m after FL	51.36027 N	0.26078 E
Pit Entry–Pit Exit 277m, 16.6s @60kph, 12.4s @80kph			

BMCRC - MRO Championships 2019 - Rnd 1 @ Brands Hatch Indy

BMCRC Thunderbike Extreme & Ultra

QUALIFYING - CLASSIFICATION

POS	NO	CL	PIC NAME	ENTRY	TIME	ON	LAPS	GAP	DIFF	MPH
1	143	UL	1 Steve PALMER	Yamaha - 4C8/Mk1 Transit racing	50.055	7	12			86.87
2	40	UL	2 Aiden PATMORE	Yamaha - TBR Performance/NW Roofing	50.056	6	14	0.001	0.001	86.87
3	76	UL	3 Jason BYARD	Suzuki - May Construction	50.540	4	9	0.485	0.484	86.04
4	40	EX	1 David SHELVEY	Suzuki - ymark.com	51.270	10	14	1.215	0.730	84.81
5	22	EX	2 Ben DOOLAN	- my wallet	51.704	5	13	1.649	0.434	84.10
6	54	EX	3 Andrew SAUNDERS	Suzuki - Icon Racing	51.829	5	7	1.774	0.125	83.90
7	43	EX	4 Richard WILLISHER	Yamaha - Willsher Plant	52.003	7	8	1.948	0.174	83.62
8	258	UL	4 Ande FRIEND	Kawasaki - Flying colours MCT	52.054	4	8	1.999	0.051	83.54
9	78	UL	5 Jamie THOMAS	Suzuki - Team RubyRacing	52.254	5	8	2.199	0.200	83.22
10	404	UL	6 Martin RONALDSON	Kawasaki -	52.313	12	13	2.258	0.059	83.12
11	69	EX	5 Tony RUSSO	Suzuki - Titan Elevators	52.501	7	13	2.446	0.188	82.82
12	303	EX	6 Adam NORTON	Honda - Cozens Smith Fabrication	52.636	7	13	2.581	0.135	82.61
13	16	UL	7 Matthew WREN	Suzuki - TBR performance	52.914	13	14	2.859	0.278	82.18
14	112	UL	8 Aaron LAING	Yamaha -	53.920	13	13	3.865	1.006	80.64
15	117	EX	7 Ray STAGG	Suzuki -	54.482	3	5	4.427	0.562	79.81
16	228	EX	8 Clive EMERSON	Honda -	54.644	11	13	4.589	0.162	79.58
17	12	EX	9 Russell TAYLOR	Suzuki -	54.828	9	13	4.773	0.184	79.31
18	226	EXR	1 Andrew HOBBS	Yamaha -	56.223	13	13	6.168	1.395	77.34
19	1	UL	9 Barry CHAMBERLAIN	Suzuki - Airsys.co.uk	56.562	2	2	6.507	0.339	76.88
20	24	EX	10 Mark REYNOLDS	Yamaha -	58.440	13	13	8.385	1.878	74.41
21	52	EX	11 Barry MANTELL	Honda - Swedish car connection	1:00.589	3	3	10.534	2.149	71.77
22	18	EX	12 Stuart ALBON	Honda -	1:06.119	6	8	16.064	5.530	65.76

Weather / Track : Cloudy / Drying

These results are provisional until the conclusion of any judicial and technical matters.

Brands Hatch Indy

Circuit Length = 1.2079 miles

Start: 11:39 Flag 11:52 End: 11:53

Clerk Of Course :

Timekeeper :

Results can be found at www.tsl-timing.com

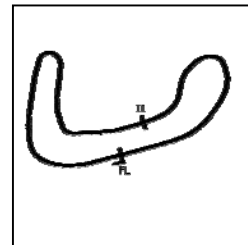
Printed - 11:53 Saturday, 09 March 2019



BMCRC - MRO Championships 2019 - Rnd 1 @ Brands Hatch Indy

BMCRC Thunderbike Extreme & Ultra

QUALIFYING - SECTOR ANALYSIS



SECTOR 1 = FL to I1, SECTOR 2 = I1 to FL, DIFF = Difference To Personal Best Lap, P = Crossed Finish Line in Pit Lane, D = Time Disallowed

P1 143 UL Steve PALMER		Yamaha - 4C8/Mk1 Transit racing				
IDEAL LAP TIME : 50.043		BEST LAP TIME : 50.055				
		DIFFERENCE : 0.012				
LAP	SECTOR 1	SECTOR 2	LAP TIME	MPH	DIFF	TIME OF DAY
1 -	34.442	21.116	55.558	78.27	5.503	11:41:37.257
2 -	31.236	20.320	51.556	84.34	1.501	11:42:28.813
3 -	30.354	20.299	50.653 (2)	85.85	0.598	11:43:19.466
4 -	31.375	22.371	53.746	80.91	3.691	11:44:13.212
5 -	32.232	21.372	53.604	81.12	3.549	11:45:06.816
6 -	32.341	20.743	53.084	81.91	3.029	11:45:59.900
7 -	30.141	19.914	50.055 (1)	86.87		11:46:49.955
8 -	32.753	20.127	52.880	82.23	2.825	11:47:42.835
9 -	1:26.791	25.521	1:52.312	38.71	1:02.257	11:49:35.147
10 -	32.819	20.473	53.292	81.59	3.237	11:50:28.439
11 -	32.874	21.086	53.960	80.58	3.905	11:51:22.399
12 -	31.432	19.902	51.334 (3)	84.71	1.279	11:52:13.733

P2 140 UL Aiden PATMORE		Yamaha - TBR Performance/NW Roofing				
IDEAL LAP TIME : 49.868		BEST LAP TIME : 50.056				
		DIFFERENCE : 0.188				
LAP	SECTOR 1	SECTOR 2	LAP TIME	MPH	DIFF	TIME OF DAY
1 -	35.040	22.977	58.017	74.95	7.961	11:41:05.429
2 -	32.622	21.236	53.858	80.74	3.802	11:41:59.287
3 -	31.551	20.620	52.171	83.35	2.115	11:42:51.458
4 -	31.252	20.294	51.546	84.36	1.490	11:43:43.004
5 -	30.607	20.041	50.648	85.85	0.592	11:44:33.652
6 -	29.997	20.059	50.056 (1)	86.87		11:45:23.708
7 -	33.641	22.142	55.783	77.95	5.727	11:46:19.491
8 -	30.468	19.871	50.339 (2)	86.38	0.283	11:47:09.830
9 -	35.331	23.359	58.690	74.09	8.634	11:48:08.520
10 -	30.446	19.903	50.349 (3)	86.36	0.293	11:48:58.869
11 -	32.629	21.528	54.157	80.29	4.101	11:49:53.026
12 -	30.806	20.170	50.976	85.30	0.920	11:50:44.002
13 -	44.430	25.056	1:09.486	62.58	19.430	11:51:53.488
14 -	30.494	20.171	50.665	85.83	0.609	11:52:44.153

P3 76 UL Jason BYARD		Suzuki - May Construction				
IDEAL LAP TIME : 50.540		BEST LAP TIME : 50.540				
		DIFFERENCE : 0.000				
LAP	SECTOR 1	SECTOR 2	LAP TIME	MPH	DIFF	TIME OF DAY
1 -	OUTLAP	20.931	57.136	76.10	6.596	11:41:59.679
2 -	31.428	20.459	51.887	83.80	1.347	11:42:51.566
3 -	31.397	20.274	51.671 (3)	84.15	1.131	11:43:43.237
4 -	30.540	20.000	50.540 (1)	86.04		11:44:33.777
5 -	30.708	20.009	50.717 (2)	85.74	0.177	11:45:24.494
6 -	32.912	IN PIT	2:01.085	P 35.91	1:10.545	11:47:25.579
7 -	OUTLAP	21.034	57.328	75.85	6.788	11:48:22.907
8 -	31.694	20.552	52.246	83.23	1.706	11:49:15.153
9 -	31.266	20.654	51.920	83.75	1.380	11:50:07.073

P4 40 EX David SHELVEY		Suzuki - ymark.com				
IDEAL LAP TIME : 51.216		BEST LAP TIME : 51.270				
		DIFFERENCE : 0.054				
LAP	SECTOR 1	SECTOR 2	LAP TIME	MPH	DIFF	TIME OF DAY
1 -	32.430	20.838	53.268	81.63	1.998	11:40:59.583
2 -	31.738	20.901	52.639	82.61	1.369	11:41:52.222
3 -	31.548	20.420	51.968	83.67	0.698	11:42:44.190
4 -	31.791	20.643	52.434	82.93	1.164	11:43:36.624
5 -	31.197	20.317	51.514 (3)	84.41	0.244	11:44:28.138
6 -	31.014	20.529	51.543	84.36	0.273	11:45:19.681
7 -	31.032	20.343	51.375 (2)	84.64	0.105	11:46:11.056
8 -	31.391	20.295	51.686	84.13	0.416	11:47:02.742
9 -	32.381	21.093	53.474	81.32	2.204	11:47:56.216
10 -	31.068	20.202	51.270 (1)	84.81		11:48:47.486

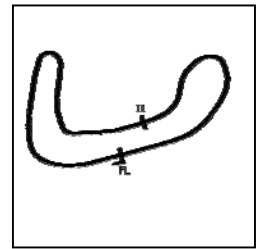
Weather / Track : Cloudy / Drying

Brands Hatch Indy
Circuit Length = 1.2079 miles
Start: 11:39 Flag 11:52 End: 11:53

BMCRC - MRO Championships 2019 - Rnd 1 @ Brands Hatch Indy

BMCRC Thunderbike Extreme & Ultra

QUALIFYING - SECTOR ANALYSIS



SECTOR 1 = FL to I1, SECTOR 2 = I1 to FL, DIFF = Difference To Personal Best Lap, P = Crossed Finish Line in Pit Lane, D = Time Disallowed

11 -	32.031	20.317	52.348	83.07	1.078	11:49:39.834
12 -	31.300	21.194	52.494	82.84	1.224	11:50:32.328
13 -	31.145	20.518	51.663	84.17	0.393	11:51:23.991
14 -	31.655	20.712	52.367	83.04	1.097	11:52:16.358

P5 22 EX Ben DOOLAN		- my wallet				
IDEAL LAP TIME : 51.619		BEST LAP TIME : 51.704				
		DIFFERENCE : 0.085				
LAP	SECTOR 1	SECTOR 2	LAP TIME	MPH	DIFF	TIME OF DAY
1 -	36.210	22.381	58.591	74.21	6.887	11:41:13.569
2 -	33.386	21.509	54.895	79.21	3.191	11:42:08.464
3 -	31.664	20.878	52.542	82.76	0.838	11:43:01.006
4 -	31.573	20.746	52.319	83.11	0.615	11:43:53.325
5 -	31.265	20.439	51.704 (1)	84.10		11:44:45.029
6 -	31.780	20.980	52.760	82.42	1.056	11:45:37.789
7 -	32.183	20.649	52.832	82.31	1.128	11:46:30.621
8 -	31.394	20.511	51.905 (3)	83.78	0.201	11:47:22.526
9 -	31.180	20.524	51.704 (1)	84.10		11:48:14.230
10 -	33.587	21.301	54.888	79.22	3.184	11:49:09.118
11 -	33.936	22.421	56.357	77.16	4.653	11:50:05.475
12 -	33.845	21.704	55.549	78.28	3.845	11:51:01.024
13 -	34.553	21.553	56.106	77.50	4.402	11:51:57.130

P6 54 EX Andrew SAUNDERS		Suzuki - Icon Racing				
IDEAL LAP TIME : 51.829		BEST LAP TIME : 51.829				
		DIFFERENCE : 0.000				
LAP	SECTOR 1	SECTOR 2	LAP TIME	MPH	DIFF	TIME OF DAY
1 -	33.751	22.429	56.180	77.40	4.351	11:41:05.328
2 -	32.903	21.417	54.320	80.05	2.491	11:41:59.648
3 -	33.634	21.074	54.708	79.48	2.879	11:42:54.356
4 -	32.353	20.771	53.124	81.85	1.295	11:43:47.480
5 -	31.436	20.393	51.829 (1)	83.90		11:44:39.309
6 -	31.883	20.688	52.571 (2)	82.71	0.742	11:45:31.880
7 -	31.589	21.062	52.651 (3)	82.59	0.822	11:46:24.531

P7 43 EX Richard WILLISHER		Yamaha - Willsher Plant				
IDEAL LAP TIME : 52.003		BEST LAP TIME : 52.003				
		DIFFERENCE : 0.000				
LAP	SECTOR 1	SECTOR 2	LAP TIME	MPH	DIFF	TIME OF DAY
1 -	35.237	21.404	56.641	76.77	4.638	11:41:27.444
2 -	34.036	21.268	55.304	78.63	3.301	11:42:22.748
3 -	32.708	21.005	53.713	80.95	1.710	11:43:16.461
4 -	31.955	21.289	53.244	81.67	1.241	11:44:09.705
5 -	33.175	20.600	53.775	80.86	1.772	11:45:03.480
6 -	31.958	20.490	52.448 (3)	82.91	0.445	11:45:55.928
7 -	31.644	20.359	52.003 (1)	83.62		11:46:47.931
8 -	31.747	20.380	52.127 (2)	83.42	0.124	11:47:40.058

P8 258 UL Ande FRIEND		Kawasaki - Flying colours MCT				
IDEAL LAP TIME : 52.006		BEST LAP TIME : 52.054				
		DIFFERENCE : 0.048				
LAP	SECTOR 1	SECTOR 2	LAP TIME	MPH	DIFF	TIME OF DAY
1 -	OUTLAP	21.267	58.706	74.07	6.652	11:42:02.308
2 -	33.219	21.301	54.520	79.76	2.466	11:42:56.828
3 -	32.086	20.984	53.070	81.94	1.016	11:43:49.898
4 -	31.379	20.675	52.054 (1)	83.54		11:44:41.952
5 -	31.753	20.660	52.413	82.96	0.359	11:45:34.365
6 -	31.491	20.854	52.345 (3)	83.07	0.291	11:46:26.710
7 -	32.135	21.014	53.149	81.81	1.095	11:47:19.859
8 -	31.636	20.627	52.263 (2)	83.20	0.209	11:48:12.122

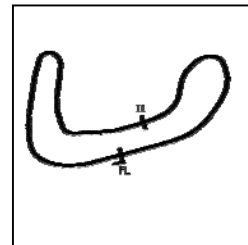
Weather / Track : Cloudy / Drying

Brands Hatch Indy
Circuit Length = 1.2079 miles
Start: 11:39 Flag 11:52 End: 11:53

BMCRC - MRO Championships 2019 - Rnd 1 @ Brands Hatch Indy

BMCRC Thunderbike Extreme & Ultra

QUALIFYING - SECTOR ANALYSIS



SECTOR 1 = FL to I1, SECTOR 2 = I1 to FL, DIFF = Difference To Personal Best Lap, P = Crossed Finish Line in Pit Lane, D = Time Disallowed

P9 78 UL		Jamie THOMAS		Suzuki - Team RubyRacing			
IDEAL LAP TIME : 52.230		BEST LAP TIME : 52.254		DIFFERENCE : 0.024			
LAP	SECTOR 1	SECTOR 2	LAP TIME	MPH	DIFF	TIME OF DAY	
1 -	34.720	21.584	56.304	77.23	4.050	11:41:11.842	
2 -	33.189	20.979	54.168	80.27	1.914	11:42:06.010	
3 -	31.938	21.888	53.826	80.79	1.572	11:42:59.836	
4 -	31.735	20.769	52.504 (2)	82.82	0.250	11:43:52.340	
5 -	31.522	20.732	52.254 (1)	83.22		11:44:44.594	
6 -	31.959	20.708	52.667 (3)	82.56	0.413	11:45:37.261	
7 -	35.519	IN PIT	2:35.574 P	27.95	1:43.320	11:48:12.835	
8 -	OUTLAP	21.253	59.810	72.70	7.556	11:49:12.645	

P10 404 UL		Martin RONALDSON		Kawasaki -			
IDEAL LAP TIME : 52.246		BEST LAP TIME : 52.313		DIFFERENCE : 0.067			
LAP	SECTOR 1	SECTOR 2	LAP TIME	MPH	DIFF	TIME OF DAY	
1 -	OUTLAP	22.161	1:02.004	70.13	9.691	11:42:12.535	
2 -	34.248	22.068	56.316	77.21	4.003	11:43:08.851	
3 -	33.177	21.694	54.871	79.25	2.558	11:44:03.722	
4 -	34.042	21.431	55.473	78.39	3.160	11:44:59.195	
5 -	32.305	21.069	53.374	81.47	1.061	11:45:52.569	
6 -	32.263	20.878	53.141	81.83	0.828	11:46:45.710	
7 -	31.722	20.793	52.515 (2)	82.80	0.202	11:47:38.225	
8 -	34.894	21.526	56.420	77.07	4.107	11:48:34.645	
9 -	33.845	21.459	55.304	78.63	2.991	11:49:29.949	
10 -	32.670	21.509	54.179	80.26	1.866	11:50:24.128	
11 -	31.894	20.690	52.584 (3)	82.69	0.271	11:51:16.712	
12 -	31.556	20.757	52.313 (1)	83.12		11:52:09.025	
13 -	40.024	21.346	1:01.370	70.85	9.057	11:53:10.395	

P11 69 EX		Tony RUSSO		Suzuki - Titan Elevators			
IDEAL LAP TIME : 51.694		BEST LAP TIME : 52.501		DIFFERENCE : 0.807			
LAP	SECTOR 1	SECTOR 2	LAP TIME	MPH	DIFF	TIME OF DAY	
1 -	OUTLAP	23.594	1:06.489	65.40	13.988	11:41:55.253	
2 -	36.675	22.155	58.830	73.91	6.329	11:42:54.083	
3 -	34.268	21.573	55.841	77.87	3.340	11:43:49.924	
4 -	33.350	21.196	54.546	79.72	2.045	11:44:44.470	
5 -	33.132	20.814	53.946	80.61	1.445	11:45:38.416	
6 -	32.299	20.352	52.651	82.59	0.150	11:46:31.067	
7 -	32.090	20.411	52.501 (1)	82.82		11:47:23.568	
8 -	31.809	20.722	52.531 (2)	82.78	0.030	11:48:16.099	
9 -	31.955	21.179	53.134	81.84	0.633	11:49:09.233	
10 -	32.128	20.547	52.675	82.55	0.174	11:50:01.908	
11 -	32.033	20.540	52.573	82.71	0.072	11:50:54.481	
12 -	31.342	21.290	52.632	82.62	0.131	11:51:47.113	
13 -	31.873	20.696	52.569 (3)	82.72	0.068	11:52:39.682	

P12 303 EX		Adam NORTON		Honda - Cozens Smith Fabrication			
IDEAL LAP TIME : 52.636		BEST LAP TIME : 52.636		DIFFERENCE : 0.000			
LAP	SECTOR 1	SECTOR 2	LAP TIME	MPH	DIFF	TIME OF DAY	
1 -	OUTLAP	23.249	1:04.680	67.23	12.044	11:42:16.423	
2 -	34.297	22.688	56.985	76.31	4.349	11:43:13.408	
3 -	33.787	21.929	55.716	78.04	3.080	11:44:09.124	
4 -	35.098	21.771	56.869	76.46	4.233	11:45:05.993	
5 -	32.945	20.945	53.890	80.69	1.254	11:45:59.883	
6 -	33.403	21.130	54.533	79.74	1.897	11:46:54.416	
7 -	32.084	20.552	52.636 (1)	82.61		11:47:47.052	
8 -	32.087	20.751	52.838 (2)	82.30	0.202	11:48:39.890	
9 -	32.420	21.163	53.583	81.15	0.947	11:49:33.473	
10 -	32.789	20.695	53.484 (3)	81.30	0.848	11:50:26.957	
11 -	33.277	21.155	54.432	79.89	1.796	11:51:21.389	

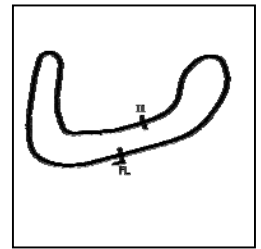
Weather / Track : Cloudy / Drying

Brands Hatch Indy
Circuit Length = 1.2079 miles
Start: 11:39 Flag 11:52 End: 11:53

BMCRC - MRO Championships 2019 - Rnd 1 @ Brands Hatch Indy

BMCRC Thunderbike Extreme & Ultra

QUALIFYING - SECTOR ANALYSIS



SECTOR 1 = FL to I1, SECTOR 2 = I1 to FL, DIFF = Difference To Personal Best Lap, P = Crossed Finish Line in Pit Lane, D = Time Disallowed

12 -	33.471	20.683	54.154	80.30	1.518	11:52:15.543
13 -	32.387	21.114	53.501	81.28	0.865	11:53:09.044

P13 16 UL		Matthew WREN		Suzuki - TBR performance			
IDEAL LAP TIME : 52.914		BEST LAP TIME : 52.914		DIFFERENCE : 0.000			
LAP	SECTOR 1	SECTOR 2	LAP TIME	MPH	DIFF	TIME OF DAY	
1 -	37.358	22.576	59.934	72.55	7.020	11:41:18.999	
2 -	34.717	22.730	57.447	75.69	4.533	11:42:16.446	
3 -	34.213	22.851	57.064	76.20	4.150	11:43:13.510	
4 -	34.015	21.954	55.969	77.69	3.055	11:44:09.479	
5 -	34.525	21.038	55.563	78.26	2.649	11:45:05.042	
6 -	33.040	21.237	54.277	80.11	1.363	11:45:59.319	
7 -	33.507	20.942	54.449	79.86	1.535	11:46:53.768	
8 -	33.120	20.628	53.748	80.90	0.834	11:47:47.516	
9 -	32.854	21.451	54.305	80.07	1.391	11:48:41.821	
10 -	32.945	20.927	53.872	80.72	0.958	11:49:35.693	
11 -	32.682	20.700	53.382 (3)	81.46	0.468	11:50:29.075	
12 -	32.681	21.183	53.864	80.73	0.950	11:51:22.939	
13 -	32.400	20.514	52.914 (1)	82.18		11:52:15.853	
14 -	32.466	20.697	53.163 (2)	81.79	0.249	11:53:09.016	

P14 112 UL		Aaron LAING		Yamaha -			
IDEAL LAP TIME : 53.920		BEST LAP TIME : 53.920		DIFFERENCE : 0.000			
LAP	SECTOR 1	SECTOR 2	LAP TIME	MPH	DIFF	TIME OF DAY	
1 -	36.924	22.653	59.577	72.99	5.657	11:41:26.955	
2 -	34.558	22.404	56.962	76.34	3.042	11:42:23.917	
3 -	33.713	22.341	56.054	77.57	2.134	11:43:19.971	
4 -	33.651	22.052	55.703	78.06	1.783	11:44:15.674	
5 -	34.344	22.079	56.423	77.07	2.503	11:45:12.097	
6 -	33.184	22.172	55.356	78.55	1.436	11:46:07.453	
7 -	33.081	22.146	55.227 (3)	78.74	1.307	11:47:02.680	
8 -	33.277	22.195	55.472	78.39	1.552	11:47:58.152	
9 -	33.443	21.865	55.308	78.62	1.388	11:48:53.460	
10 -	32.851	21.917	54.768 (2)	79.40	0.848	11:49:48.228	
11 -	33.472	21.958	55.430	78.45	1.510	11:50:43.658	
12 -	33.681	22.730	56.411	77.08	2.491	11:51:40.069	
13 -	32.272	21.648	53.920 (1)	80.64		11:52:33.989	

P15 117 EX		Ray STAGG		Suzuki -			
IDEAL LAP TIME : 54.482		BEST LAP TIME : 54.482		DIFFERENCE : 0.000			
LAP	SECTOR 1	SECTOR 2	LAP TIME	MPH	DIFF	TIME OF DAY	
1 -	36.253	23.644	59.897	72.60	5.415	11:41:11.555	
2 -	34.586	21.961	56.547	76.90	2.065	11:42:08.102	
3 -	32.966	21.516	54.482 (1)	79.81		11:43:02.584	
4 -	33.224	21.680	54.904 (2)	79.20	0.422	11:43:57.488	
5 -	33.388	21.529	54.917 (3)	79.18	0.435	11:44:52.405	

P16 228 EX		Clive EMERSON		Honda -			
IDEAL LAP TIME : 54.597		BEST LAP TIME : 54.644		DIFFERENCE : 0.047			
LAP	SECTOR 1	SECTOR 2	LAP TIME	MPH	DIFF	TIME OF DAY	
1 -	35.342	22.865	58.207	74.70	3.563	11:41:12.624	
2 -	34.847	22.104	56.951	76.35	2.307	11:42:09.575	
3 -	33.558	22.242	55.800	77.93	1.156	11:43:05.375	
4 -	34.583	23.365	57.948	75.04	3.304	11:44:03.323	
5 -	33.851	21.988	55.839	77.87	1.195	11:44:59.162	
6 -	33.708	21.938	55.646	78.14	1.002	11:45:54.808	
7 -	33.785	21.905	55.690	78.08	1.046	11:46:50.498	
8 -	33.839	21.769	55.608 (3)	78.20	0.964	11:47:46.106	
9 -	34.027	21.769	55.796	77.93	1.152	11:48:41.902	
10 -	34.048	21.909	55.957	77.71	1.313	11:49:37.859	

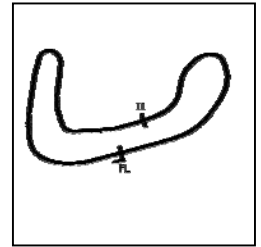
Weather / Track : Cloudy / Drying

Brands Hatch Indy
Circuit Length = 1.2079 miles
Start: 11:39 Flag 11:52 End: 11:53

BMCRC - MRO Championships 2019 - Rnd 1 @ Brands Hatch Indy

BMCRC Thunderbike Extreme & Ultra

QUALIFYING - SECTOR ANALYSIS



SECTOR 1 = FL to I1, SECTOR 2 = I1 to FL, DIFF = Difference To Personal Best Lap, P = Crossed Finish Line in Pit Lane, D = Time Disallowed

11 -	32.989	21.655	54.644 (1)	79.58		11:50:32.503
12 -	33.407	21.793	55.200 (2)	78.77	0.556	11:51:27.703
13 -	33.881	21.854	55.735	78.02	1.091	11:52:23.438

P17	12 EX	Russell TAYLOR	Suzuki -			
IDEAL LAP TIME : 54.200		BEST LAP TIME : 54.828	DIFFERENCE : 0.628			
LAP	SECTOR 1	SECTOR 2	LAP TIME	MPH	DIFF	TIME OF DAY
1 -	37.114	22.919	1:00.033	72.43	5.205	11:41:26.598
2 -	34.186	22.336	56.522	76.93	1.694	11:42:23.120
3 -	34.037	22.231	56.268	77.28	1.440	11:43:19.388
4 -	33.367	21.828	55.195	78.78	0.367	11:44:14.583
5 -	33.736	21.869	55.605	78.20	0.777	11:45:10.188
6 -	33.482	21.838	55.320	78.60	0.492	11:46:05.508
7 -	33.378	21.833	55.211	78.76	0.383	11:47:00.719
8 -	34.074	22.357	56.431	77.06	1.603	11:47:57.150
9 -	33.280	21.548	54.828 (1)	79.31		11:48:51.978
10 -	33.371	22.253	55.624	78.17	0.796	11:49:47.602
11 -	33.766	21.653	55.419	78.46	0.591	11:50:43.021
12 -	33.173	21.743	54.916 (3)	79.18	0.088	11:51:37.937
13 -	32.652	22.242	54.894 (2)	79.21	0.066	11:52:32.831

P18	226 EXR	Andrew HOBBS	Yamaha -			
IDEAL LAP TIME : 56.034		BEST LAP TIME : 56.223	DIFFERENCE : 0.189			
LAP	SECTOR 1	SECTOR 2	LAP TIME	MPH	DIFF	TIME OF DAY
1 -	35.602	22.784	58.386	74.48	2.163	11:41:13.247
2 -	35.246	22.803	58.049	74.91	1.826	11:42:11.296
3 -	34.962	22.520	57.482	75.65	1.259	11:43:08.778
4 -	36.860	22.876	59.736	72.79	3.513	11:44:08.514
5 -	35.741	22.888	58.629	74.17	2.406	11:45:07.143
6 -	34.409	22.535	56.944 (3)	76.36	0.721	11:46:04.087
7 -	34.768	22.351	57.119	76.13	0.896	11:47:01.206
8 -	34.494	22.562	57.056	76.21	0.833	11:47:58.262
9 -	35.505	22.316	57.821	75.20	1.598	11:48:56.083
10 -	35.019	22.177	57.196	76.02	0.973	11:49:53.279
11 -	34.792	22.154	56.946	76.36	0.723	11:50:50.225
12 -	34.918	22.014	56.932 (2)	76.38	0.709	11:51:47.157
13 -	34.020	22.203	56.223 (1)	77.34		11:52:43.380

P19	1 UL	Barry CHAMBERLAIN	Suzuki - Airsys.co.uk			
IDEAL LAP TIME : 56.562		BEST LAP TIME : 56.562	DIFFERENCE : 0.000			
LAP	SECTOR 1	SECTOR 2	LAP TIME	MPH	DIFF	TIME OF DAY
1 -	OUTLAP	22.484	59.825	72.68	3.263	11:41:53.828
2 -	34.138	22.424	56.562 (1)	76.88		11:42:50.390

P20	24 EX	Mark REYNOLDS	Yamaha -			
IDEAL LAP TIME : 58.440		BEST LAP TIME : 58.440	DIFFERENCE : 0.000			
LAP	SECTOR 1	SECTOR 2	LAP TIME	MPH	DIFF	TIME OF DAY
1 -	39.979	23.881	1:03.860	68.09	5.420	11:41:18.641
2 -	37.226	23.362	1:00.588	71.77	2.148	11:42:19.229
3 -	36.728	23.402	1:00.130	72.32	1.690	11:43:19.359
4 -	36.746	23.196	59.942	72.54	1.502	11:44:19.301
5 -	36.906	23.715	1:00.621	71.73	2.181	11:45:19.922
6 -	36.541	24.278	1:00.819	71.50	2.379	11:46:20.741
7 -	38.667	23.918	1:02.585	69.48	4.145	11:47:23.326
8 -	36.362	23.522	59.884	72.61	1.444	11:48:23.210
9 -	38.662	23.456	1:02.118	70.00	3.678	11:49:25.328
10 -	36.561	23.063	59.624 (2)	72.93	1.184	11:50:24.952
11 -	36.792	23.473	1:00.265	72.15	1.825	11:51:25.217
12 -	36.676	23.206	59.882 (3)	72.61	1.442	11:52:25.099
13 -	35.714	22.726	58.440 (1)	74.41		11:53:23.539

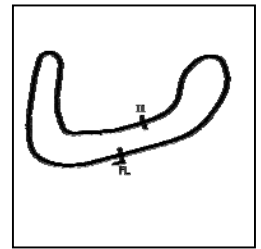
Weather / Track : Cloudy / Drying

Brands Hatch Indy
Circuit Length = 1.2079 miles
Start: 11:39 Flag 11:52 End: 11:53

BMCRC - MRO Championships 2019 - Rnd 1 @ Brands Hatch Indy

BMCRC Thunderbike Extreme & Ultra

QUALIFYING - SECTOR ANALYSIS



SECTOR 1 = FL to I1, SECTOR 2 = I1 to FL, DIFF = Difference To Personal Best Lap, P = Crossed Finish Line in Pit Lane, D = Time Disallowed

P21 52 EX Barry MANTELL		Honda - Swedish car connection				
IDEAL LAP TIME : 1:00.385		BEST LAP TIME : 1:00.589		DIFFERENCE : 0.204		
LAP	SECTOR 1	SECTOR 2	LAP TIME	MPH	DIFF	TIME OF DAY
1 -	OUTLAP	25.773	1:07.552	64.37	6.963	11:42:12.071
2 -	37.541	23.867	1:01.408 (2)	70.81	0.819	11:43:13.479
3 -	36.518	24.071	1:00.589 (1)	71.77		11:44:14.068

P22 18 EX Stuart ALBON		Honda -				
IDEAL LAP TIME : 1:06.119		BEST LAP TIME : 1:06.119		DIFFERENCE : 0.000		
LAP	SECTOR 1	SECTOR 2	LAP TIME	MPH	DIFF	TIME OF DAY
1 -	43.694	27.240	1:10.934	61.30	4.815	11:41:54.760
2 -	42.167	26.745	1:08.912	63.10	2.793	11:43:03.672
3 -	42.255	26.825	1:09.080	62.95	2.961	11:44:12.752
4 -	40.624	26.526	1:07.150	64.75	1.031	11:45:19.902
5 -	40.633	26.406	1:07.039 (3)	64.86	0.920	11:46:26.941
6 -	40.125	25.994	1:06.119 (1)	65.76		11:47:33.060
7 -	40.872	26.337	1:07.209	64.70	1.090	11:48:40.269
8 -	40.490	26.148	1:06.638 (2)	65.25	0.519	11:49:46.907

BMCRC - MRO Championships 2019 - Rnd 1 @ Brands Hatch Indy

BMCRC Thunderbike Extreme & Ultra

QUALIFYING - BEST SECTORS

SECTOR 1			SECTOR 2			IDEAL / BEST COMPARISON						
POS	NO	NAME	TIME	NO	NAME	TIME	POS	NO	NAME	IDEAL	BEST	DIFF
									PERFECT LAP	49.868		
1	140	PATMORE	29.997	140	PATMORE	19.871	1	140	PATMORE	49.868	50.056	0.188
2	143	PALMER	30.141	143	PALMER	19.902	2	143	PALMER	50.043	50.055	0.012
3	76	BYARD	30.540	76	BYARD	20.000	3	76	BYARD	50.540	50.540	0.000
4	40	SHELVEY	31.014	40	SHELVEY	20.202	4	40	SHELVEY	51.216	51.270	0.054
5	22	DOOLAN	31.180	69	RUSSO	20.352	5	22	DOOLAN	51.619	51.704	0.085
6	69	RUSSO	31.342	43	WILLSHER	20.359	6	69	RUSSO	51.694	52.501	0.807
7	258	FRIEND	31.379	54	SAUNDERS	20.393	7	54	SAUNDERS	51.829	51.829	0.000
8	54	SAUNDERS	31.436	22	DOOLAN	20.439	8	43	WILLSHER	52.003	52.003	0.000
9	78	THOMAS	31.522	16	WREN	20.514	9	258	FRIEND	52.006	52.054	0.048
10	404	RONALDSON	31.556	303	NORTON	20.552	10	78	THOMAS	52.230	52.254	0.024
11	43	WILLSHER	31.644	258	FRIEND	20.627	11	404	RONALDSON	52.246	52.313	0.067
12	303	NORTON	32.084	404	RONALDSON	20.690	12	303	NORTON	52.636	52.636	0.000
13	112	LAING	32.272	78	THOMAS	20.708	13	16	WREN	52.914	52.914	0.000
14	16	WREN	32.400	117	STAGG	21.516	14	112	LAING	53.920	53.920	0.000
15	12	TAYLOR	32.652	12	TAYLOR	21.548	15	12	TAYLOR	54.200	54.828	0.628
16	228	EMERSON	32.942	112	LAING	21.648	16	117	STAGG	54.482	54.482	0.000
17	117	STAGG	32.966	228	EMERSON	21.655	17	228	EMERSON	54.597	54.644	0.047
18	226	HOBBS	34.020	226	HOBBS	22.014	18	226	HOBBS	56.034	56.223	0.189
19	1	CHAMBERLAIN	34.138	1	CHAMBERLAIN	22.424	19	1	CHAMBERLAIN	56.562	56.562	0.000
20	24	REYNOLDS	35.714	24	REYNOLDS	22.726	20	24	REYNOLDS	58.440	58.440	0.000
21	52	MANTELL	36.518	52	MANTELL	23.867	21	52	MANTELL	1:00.385	1:00.589	0.204
22	18	ALBON	40.125	18	ALBON	25.994	22	18	ALBON	1:06.119	1:06.119	0.000

Weather / Track : Cloudy / Drying

Results can be found at www.tsl-timing.com

Brands Hatch Indy
 Circuit Length = 1.2079 miles
 Start: 11:39 Flag 11:52 End: 11:53

Printed - 13:35 Saturday, 09 March 2019

BMCRC - MRO Championships 2019 - Rnd 1 @ Brands Hatch Indy



BMCRC Thunderbike Extreme & Ultra

RACE 11 - GRID (10 Laps)

ROW 9				25	841	Shane YOUNG									
ROW 8	24	58	Michael ALLEN	23	114	Ricky MARTIN	22	18	Stuart ALBON	1:06.119					
ROW 7				21	52	Barry MANTELL	20	24	Mark REYNOLDS	58.440	19	1	Barry CHAMBERLAIN	56.562	
ROW 6				18	226	Andrew HOBBS	56.223	17	12	Russell TAYLOR	54.828	16	228	Clive EMERSON	54.644
ROW 5				15	117	Ray STAGG	54.482	14	112	Aaron LAING	53.920	13	16	Matthew WREN	52.914
ROW 4				12	303	Adam NORTON	52.636	11	69	Tony RUSSO	52.501	10	404	Martin RONALDSON	52.313
ROW 3				9	78	Jamie THOMAS	52.254	8	258	Ande FRIEND	52.054	7	43	Richard WILLISHER	52.003
ROW 2				6	54	Andrew SAUNDERS	51.829	5	22	Ben DOOLAN	51.704	4	40	David SHELVEY	51.270
ROW 1				3	76	Jason BYARD	50.540	2	40	Aiden PATMORE	50.056	1	143	Steve PALMER	50.055
															Pole

Brands Hatch Indy
Circuit Length = 1.2079 miles

These results are provisional until the conclusion of any judicial and technical matters.

Clerk Of Course :		Timekeeper :	
-------------------	--	--------------	--

Results can be found at www.tsl-timing.com

Printed - 12:10 Saturday, 09 March 2019



BMCRC - MRO Championships 2019 - Rnd 1 @ Brands Hatch Indy



BMCRC Thunderbike Extreme & Ultra

RACE 11 - CLASSIFICATION

POS	NO	CL	PIC NAME	ENTRY	LAPS	TIME	GAP	DIFF	MPH	BEST	ON
1	140	UL	1 Aiden PATMORE	Yamaha - TBR Performance/NW Roofing	10	8:24.122			86.26	49.216	10
2	1	UL	2 Barry CHAMBERLAIN	Suzuki - Airsys.co.uk	10	8:36.696	12.574	12.574	84.16	50.588	6
3	40	EX	1 David SHELVEY	Suzuki - ymark.com	10	8:37.267	13.145	0.571	84.06	50.805	6
4	43	EX	2 Richard WILLISHER	Yamaha - Willsher Plant	10	8:37.327	13.205	0.060	84.05	50.403	8
5	54	EX	3 Andrew SAUNDERS	Suzuki - Icon Racing	10	8:37.524	13.402	0.197	84.02	50.359	8
6	22	EX	4 Ben DOOLAN	- my wallet	10	8:42.981	18.859	5.457	83.15	50.993	3
7	258	UL	3 Ande FRIEND	Kawasaki - Flying colours MCT	10	8:46.044	21.922	3.063	82.66	51.329	6
8	78	UL	4 Jamie THOMAS	Suzuki - Team RubyRacing	10	8:52.822	28.700	6.778	81.61	52.241	5
9	69	EX	5 Tony RUSSO	Suzuki - Titan Elevators	10	8:59.249	35.127	6.427	80.64	52.280	9
10	303	EX	6 Adam NORTON	Honda - Cozens Smith Fabrication	10	9:00.513	36.391	1.264	80.45	52.490	5
11	404	UL	5 Martin RONALDSON	Kawasaki -	10	9:01.631	37.509	1.118	80.28	53.051	9
12	16	UL	6 Matthew WREN	Suzuki - TBR performance	10	9:01.965	37.843	0.334	80.23	52.890	9
13	12	EX	7 Russell TAYLOR	Suzuki -	10	9:03.974	39.852	2.009	79.94	53.172	9
14	112	UL	7 Aaron LAING	Yamaha -	10	9:08.563	44.441	4.589	79.27	53.747	8
15	100	EX	8 Craig HOWTON	Honda - Me	10	9:13.387	49.265	4.824	78.58	53.851	9
16	117	EX	9 Ray STAGG	Suzuki -	10	9:14.488	50.366	1.101	78.42	53.818	9
17	228	EX	10 Clive EMERSON	Honda -	10	9:15.078	50.956	0.590	78.34	54.233	4
18	52	EX	11 Barry MANTELL	Honda - Swedish car connection	10	9:15.386	51.264	0.308	78.29	54.057	10
19	226	EXR	1 Andrew HOBBS	Yamaha -	9	8:35.369	1 Lap	1 Lap	75.94	55.456	9
20	3	EX	12 Tom BARRETT	Honda - Aspire Classic Restorations	9	8:36.055	1 Lap	0.686	75.83	55.337	5
21	24	EX	13 Mark REYNOLDS	Yamaha -	9	8:45.120	1 Lap	9.065	74.53	56.598	7
22	18	EX	14 Stuart ALBON	Honda -	8	8:54.661	2 Laps	1 Lap	65.06	1:03.855	7

NOT CLASSIFIED

DNF	143	UL	Steve PALMER	Yamaha - 4C8/Mk1 Transit racing	9	7:34.836	1 Lap	0.000	86.04	49.506	8
-----	-----	----	--------------	---------------------------------	---	----------	-------	-------	-------	--------	---

FASTEST LAP

140	UL	Aiden PATMORE	Yamaha - TBR Performance/NW Roofing	10	49.216	88.35 mph	142.19 kph
54	EX	Andrew SAUNDERS	Suzuki - Icon Racing	8	50.359	86.35 mph	138.97 kph
226	EXR	Andrew HOBBS	Yamaha -	9	55.456	78.41 mph	126.19 kph

Class UL - 92.5% of Race Speed = 79.79 mph
 Class EX - 92.5% of Race Speed = 77.75 mph
 Class EXR - 92.5% of Race Speed = 70.24 mph

Brands Hatch Indy
 Circuit Length = 1.2079 miles
 Start: 15:09 Flag 15:18 End: 15:19

Weather / Track : Cloudy / Dry

These results are provisional until the conclusion of any judicial and technical matters.

Clerk Of Course :	Timekeeper :
-------------------	--------------

Results can be found at www.tsl-timing.com

Printed - 15:22 Saturday, 09 March 2019



BMCRC - MRO Championships 2019 - Rnd 1 @ Brands Hatch Indy

BMCRC Thunderbike Extreme & Ultra

RACE 11 - LAP CHART

LAP 1 @ 15:10:48.637

NO	BEHIND	LAP TIME
----	--------	----------

143		56.025
40	0.369	56.394
140	0.532	56.557
54	1.158	57.183
43	1.579	57.604
22	1.702	57.727
1	1.787	57.812
404	3.149	59.174
16	3.316	59.341
258	3.394	59.419
112	4.076	1:00.101
78	4.219	1:00.244
303	4.886	1:00.911
228	5.917	1:01.942
69	5.983	1:02.008
12	6.102	1:02.127
52	7.061	1:03.086
117	7.089	1:03.114
100	7.426	1:03.451
226	7.934	1:03.959
24	10.475	1:06.500
3	11.571	1:07.596
18	19.718	1:15.743

LAP 2 @ 15:11:39.090

NO	BEHIND	LAP TIME
----	--------	----------

143		50.453
140	0.863	50.784
40	0.965	51.049
54	2.333	51.628
43	2.461	51.335
1	2.898	51.564
22	3.535	52.286
258	4.998	52.057
404	6.413	53.717
78	6.477	52.711
16	6.938	54.075
112	7.678	54.055
303	8.191	53.758
69	8.535	53.005
12	9.848	54.199
228	10.554	55.090
117	11.988	55.352
100	12.249	55.276
226	13.142	55.661
52	13.423	56.815
24	17.810	57.788
3	18.229	57.111
18	36.850	1:07.585

LAP 3 @ 15:12:29.043

NO	BEHIND	LAP TIME
----	--------	----------

143		49.953
140	0.780	49.870
40	1.967	50.955
54	3.482	51.102
43	3.600	51.092
1	3.932	50.987
22	4.575	50.993
258	7.062	52.017
78	8.933	52.409

404	10.052	53.592
-----	--------	--------

16	10.072	53.087
112	11.943	54.218
69	12.291	53.709
303	12.427	54.189
12	13.557	53.662
228	16.125	55.524
100	16.987	54.691
117	17.457	55.422
52	18.383	54.913
226	20.159	56.970
3	24.741	56.465
24	26.187	58.330

LAP 4 @ 15:13:19.078

NO	BEHIND	LAP TIME
----	--------	----------

143		50.035
140	0.431	49.686
40	2.848	50.916
18	1 Lap	1:06.093
54	4.541	51.094
43	4.657	51.092
1	4.969	51.072
22	5.738	51.198
258	8.772	51.745
78	11.264	52.366
404	13.809	53.792
16	13.968	53.931
69	15.891	53.635
303	16.380	53.988
112	16.505	54.597
12	16.879	53.357
228	20.323	54.233
100	21.020	54.068
117	22.382	54.960
52	22.740	54.392
226	27.391	57.267
3	30.240	55.534
24	32.921	56.769

LAP 5 @ 15:14:09.063

NO	BEHIND	LAP TIME
----	--------	----------

140		49.554
143	0.311	50.296
40	3.727	50.864
1	6.166	51.182
43	6.411	51.739
54	7.597	53.041
22	8.143	52.390
258	10.158	51.371
78	13.520	52.241
404	17.452	53.628
16	17.583	53.600
69	18.335	52.429
303	18.885	52.490
18	1 Lap	1:06.009
12	20.136	53.242
112	21.153	54.633
228	24.847	54.509
100	25.059	54.024
52	27.190	54.435
117	27.337	54.940
226	34.049	56.643
3	35.592	55.337

24	40.558	57.622
----	--------	--------

LAP 6 @ 15:14:58.601

NO	BEHIND	LAP TIME
----	--------	----------

140		49.538
143	0.301	49.528
40	4.994	50.805
1	7.216	50.588
43	7.703	50.830
54	8.866	50.807
22	9.644	51.039
258	11.949	51.329
78	16.232	52.250
404	21.522	53.608
16	21.619	53.574
69	21.953	53.156
303	22.218	52.871
12	24.411	53.813
112	26.180	54.565
228	30.214	54.905
100	30.321	54.800
52	32.194	54.542
117	32.652	54.853
18	1 Lap	1:04.726
226	41.132	56.621
3	41.593	55.539
24	47.750	56.730

LAP 7 @ 15:15:48.150

NO	BEHIND	LAP TIME
----	--------	----------

140		49.549
143	0.281	49.529
40	6.463	51.018
1	8.307	50.640
43	8.842	50.688
54	10.100	50.783
22	11.729	51.634
258	14.491	52.091
78	19.531	52.848
16	25.432	53.362
69	26.053	53.649
303	26.248	53.579
404	26.503	54.530
12	28.143	53.281
112	30.816	54.185
228	35.258	54.593
100	35.400	54.628
52	36.872	54.227
117	37.044	53.941
226	48.270	56.687
3	48.887	56.843
18	1 Lap	1:05.109

LAP 8 @ 15:16:37.937

NO	BEHIND	LAP TIME
----	--------	----------

143		49.506
140	0.022	49.809
24	1 Lap	56.598
40	7.911	51.235
1	9.171	50.651
43	9.458	50.403
54	10.672	50.359
22	13.751	51.809

258	16.209	51.505
-----	--------	--------

78	22.351	52.607
69	29.269	53.003
16	29.456	53.811
303	29.638	53.177
404	29.934	53.218
12	31.581	53.225
112	34.776	53.747
100	39.868	54.255
228	40.819	55.348
52	41.407	54.322
117	41.489	54.232

LAP 9 @ 15:17:27.448

NO	BEHIND	LAP TIME
----	--------	----------

143		49.511
140	0.070	49.559
226	1 Lap	56.105
3	1 Lap	55.635
1	10.653	50.993
40	11.178	52.778
43	11.428	51.481
54	11.605	50.444
24	1 Lap	57.326
18	2 Laps	1:03.855
22	15.605	51.365
258	18.561	51.863
78	25.270	52.430
69	32.038	52.280
16	32.835	52.890
303	33.079	52.952
404	33.474	53.051
12	35.242	53.172
112	39.158	53.893
100	44.208	53.851
117	45.796	53.818
228	45.858	54.550
52	46.493	54.597

LAP 10 @ 15:18:16.734

NO	BEHIND	LAP TIME
----	--------	----------

140		49.216
226	1 Lap	55.456
3	1 Lap	55.995
1	12.574	51.207
40	13.145	51.253
43	13.205	51.063
54	13.402	51.083
22	18.859	52.540
24	1 Lap	57.457
258	21.922	52.647
78	28.700	52.716
18	2 Laps	1:05.541
69	35.127	52.375
303	36.391	52.598
404	37.509	53.321
16	37.843	54.294
12	39.852	53.896
112	44.441	54.569
100	49.265	54.343
117	50.366	53.856
228	50.956	54.384
52	51.264	54.057

Weather / Track : Cloudy / Dry

Brands Hatch Indy

Circuit Length = 1.2079 miles

Start: 15:09 Flag 15:18 End: 15:19

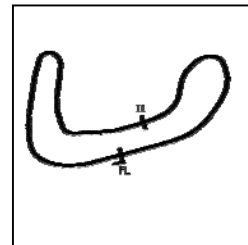
Results can be found at www.tsl-timing.com

Printed - 16:11 Saturday, 09 March 2019

BMCRC - MRO Championships 2019 - Rnd 1 @ Brands Hatch Indy

BMCRC Thunderbike Extreme & Ultra

RACE 11 - SECTOR ANALYSIS



SECTOR 1 = FL to I1, SECTOR 2 = I1 to FL, DIFF = Difference To Personal Best Lap, P = Crossed Finish Line in Pit Lane, D = Time Disallowed

P1 140 UL		Aiden PATMORE		Yamaha - TBR Performance/NW Roofing		
IDEAL LAP TIME : 49.186		BEST LAP TIME : 49.216		DIFFERENCE : 0.030		
LAP	SECTOR 1	SECTOR 2	LAP TIME	MPH	DIFF	TIME OF DAY
1 -		20.322	56.557	76.88	7.341	15:10:49.169
2 -	30.808	19.976	50.784	85.62	1.568	15:11:39.953
3 -	30.089	19.781	49.870	87.19	0.654	15:12:29.823
4 -	29.899	19.787	49.686	87.52	0.470	15:13:19.509
5 -	29.816	19.738	49.554	87.75	0.338	15:14:09.063
6 -	29.624	19.914	49.538 (2)	87.78	0.322	15:14:58.601
7 -	29.740	19.809	49.549 (3)	87.76	0.333	15:15:48.150
8 -	29.767	20.042	49.809	87.30	0.593	15:16:37.959
9 -	29.666	19.893	49.559	87.74	0.343	15:17:27.518
10 -	29.654	19.562	49.216 (1)	88.35		15:18:16.734

P2 1 UL		Barry CHAMBERLAIN		Suzuki - Airsys.co.uk		
IDEAL LAP TIME : 50.455		BEST LAP TIME : 50.588		DIFFERENCE : 0.133		
LAP	SECTOR 1	SECTOR 2	LAP TIME	MPH	DIFF	TIME OF DAY
1 -		20.646	57.812	75.21	7.224	15:10:50.424
2 -	31.415	20.149	51.564	84.33	0.976	15:11:41.988
3 -	30.574	20.413	50.987	85.28	0.399	15:12:32.975
4 -	30.864	20.208	51.072	85.14	0.484	15:13:24.047
5 -	30.879	20.303	51.182	84.96	0.594	15:14:15.229
6 -	30.557	20.031	50.588 (1)	85.96		15:15:05.817
7 -	30.471	20.169	50.640 (2)	85.87	0.052	15:15:56.457
8 -	30.608	20.043	50.651 (3)	85.85	0.063	15:16:47.108
9 -	30.424	20.569	50.993	85.27	0.405	15:17:38.101
10 -	31.086	20.121	51.207	84.92	0.619	15:18:29.308

P3 40 EX		David SHELVEY		Suzuki - ymark.com		
IDEAL LAP TIME : 50.721		BEST LAP TIME : 50.805		DIFFERENCE : 0.084		
LAP	SECTOR 1	SECTOR 2	LAP TIME	MPH	DIFF	TIME OF DAY
1 -		20.452	56.394	77.11	5.589	15:10:49.006
2 -	30.773	20.276	51.049	85.18	0.244	15:11:40.055
3 -	30.764	20.191	50.955	85.34	0.150	15:12:31.010
4 -	30.619	20.297	50.916 (3)	85.40	0.111	15:13:21.926
5 -	30.732	20.132	50.864 (2)	85.49	0.059	15:14:12.790
6 -	30.589	20.216	50.805 (1)	85.59		15:15:03.595
7 -	30.682	20.336	51.018	85.23	0.213	15:15:54.613
8 -	30.888	20.347	51.235	84.87	0.430	15:16:45.848
9 -	31.728	21.050	52.778	82.39	1.973	15:17:38.626
10 -	30.999	20.254	51.253	84.84	0.448	15:18:29.879

P4 43 EX		Richard WILLISHER		Yamaha - Willsher Plant		
IDEAL LAP TIME : 50.383		BEST LAP TIME : 50.403		DIFFERENCE : 0.020		
LAP	SECTOR 1	SECTOR 2	LAP TIME	MPH	DIFF	TIME OF DAY
1 -		20.533	57.604	75.49	7.201	15:10:50.216
2 -	30.907	20.428	51.335	84.71	0.932	15:11:41.551
3 -	30.841	20.251	51.092	85.11	0.689	15:12:32.643
4 -	31.040	20.052	51.092	85.11	0.689	15:13:23.735
5 -	31.647	20.092	51.739	84.04	1.336	15:14:15.474
6 -	30.590	20.240	50.830 (3)	85.55	0.427	15:15:06.304
7 -	30.490	20.198	50.688 (2)	85.79	0.285	15:15:56.992
8 -	30.433	19.970	50.403 (1)	86.27		15:16:47.395
9 -	30.710	20.771	51.481	84.47	1.078	15:17:38.876
10 -	31.113	19.950	51.063	85.16	0.660	15:18:29.939

P5 54 EX		Andrew SAUNDERS		Suzuki - Icon Racing		
IDEAL LAP TIME : 50.102		BEST LAP TIME : 50.359		DIFFERENCE : 0.257		
LAP	SECTOR 1	SECTOR 2	LAP TIME	MPH	DIFF	TIME OF DAY

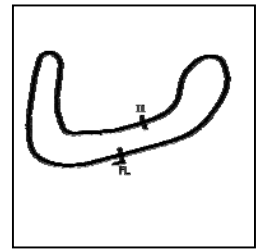
Weather / Track : Cloudy / Dry

Brands Hatch Indy
Circuit Length = 1.2079 miles
Start: 15:09 Flag 15:18 End: 15:19

BMCRC - MRO Championships 2019 - Rnd 1 @ Brands Hatch Indy

BMCRC Thunderbike Extreme & Ultra

RACE 11 - SECTOR ANALYSIS



SECTOR 1 = FL to I1, SECTOR 2 = I1 to FL, DIFF = Difference To Personal Best Lap, P = Crossed Finish Line in Pit Lane, D = Time Disallowed

1 -		20.631	57.183	76.04	6.824	15:10:49.795
2 -	31.109	20.519	51.628	84.22	1.269	15:11:41.423
3 -	30.741	20.361	51.102	85.09	0.743	15:12:32.525
4 -	30.945	20.149	51.094	85.10	0.735	15:13:23.619
5 -	32.430	20.611	53.041	81.98	2.682	15:14:16.660
6 -	30.668	20.139	50.807	85.59	0.448	15:15:07.467
7 -	30.711	20.072	50.783 (3)	85.63	0.424	15:15:58.250
8 -	30.391	19.968	50.359 (1)	86.35		15:16:48.609
9 -	30.141	20.303	50.444 (2)	86.20	0.085	15:17:39.053
10 -	31.122	19.961	51.083	85.12	0.724	15:18:30.136

P6 22 EX Ben DOOLAN		- my wallet				
IDEAL LAP TIME : 50.861		BEST LAP TIME : 50.993				
		DIFFERENCE : 0.132				
LAP	SECTOR 1	SECTOR 2	LAP TIME	MPH	DIFF	TIME OF DAY
1 -		20.977	57.727	75.32	6.734	15:10:50.339
2 -	31.658	20.628	52.286	83.16	1.293	15:11:42.625
3 -	30.544	20.449	50.993 (1)	85.27		15:12:33.618
4 -	30.616	20.582	51.198 (3)	84.93	0.205	15:13:24.816
5 -	31.613	20.777	52.390	83.00	1.397	15:14:17.206
6 -	30.412	20.627	51.039 (2)	85.20	0.046	15:15:08.245
7 -	31.092	20.542	51.634	84.21	0.641	15:15:59.879
8 -	31.241	20.568	51.809	83.93	0.816	15:16:51.688
9 -	30.787	20.578	51.365	84.66	0.372	15:17:43.053
10 -	31.686	20.854	52.540	82.76	1.547	15:18:35.593

P7 258 UL Ande FRIEND		Kawasaki - Flying colours MCT				
IDEAL LAP TIME : 51.257		BEST LAP TIME : 51.329				
		DIFFERENCE : 0.072				
LAP	SECTOR 1	SECTOR 2	LAP TIME	MPH	DIFF	TIME OF DAY
1 -		21.107	59.419	73.18	8.090	15:10:52.031
2 -	31.641	20.416	52.057	83.53	0.728	15:11:44.088
3 -	31.378	20.639	52.017	83.59	0.688	15:12:36.105
4 -	31.211	20.534	51.745	84.03	0.416	15:13:27.850
5 -	30.932	20.439	51.371 (2)	84.65	0.042	15:14:19.221
6 -	31.004	20.325	51.329 (1)	84.72		15:15:10.550
7 -	31.433	20.658	52.091	83.48	0.762	15:16:02.641
8 -	30.970	20.535	51.505 (3)	84.43	0.176	15:16:54.146
9 -	31.373	20.490	51.863	83.84	0.534	15:17:46.009
10 -	32.205	20.442	52.647	82.59	1.318	15:18:38.656

P8 78 UL Jamie THOMAS		Suzuki - Team RubyRacing				
IDEAL LAP TIME : 52.213		BEST LAP TIME : 52.241				
		DIFFERENCE : 0.028				
LAP	SECTOR 1	SECTOR 2	LAP TIME	MPH	DIFF	TIME OF DAY
1 -		21.217	1:00.244	72.18	8.003	15:10:52.856
2 -	31.829	20.882	52.711	82.49	0.470	15:11:45.567
3 -	31.488	20.921	52.409	82.97	0.168	15:12:37.976
4 -	31.400	20.966	52.366 (3)	83.04	0.125	15:13:30.342
5 -	31.428	20.813	52.241 (1)	83.24		15:14:22.583
6 -	31.427	20.823	52.250 (2)	83.22	0.009	15:15:14.833
7 -	31.952	20.896	52.848	82.28	0.607	15:16:07.681
8 -	31.601	21.006	52.607	82.66	0.366	15:17:00.288
9 -	31.597	20.833	52.430	82.94	0.189	15:17:52.718
10 -	31.689	21.027	52.716	82.49	0.475	15:18:45.434

P9 69 EX Tony RUSSO		Suzuki - Titan Elevators				
IDEAL LAP TIME : 52.029		BEST LAP TIME : 52.280				
		DIFFERENCE : 0.251				
LAP	SECTOR 1	SECTOR 2	LAP TIME	MPH	DIFF	TIME OF DAY
1 -		21.733	1:02.008	70.12	9.728	15:10:54.620
2 -	32.448	20.557	53.005	82.04	0.725	15:11:47.625
3 -	32.291	21.418	53.709	80.96	1.429	15:12:41.334
4 -	32.437	21.198	53.635	81.07	1.355	15:13:34.969

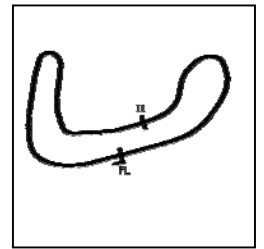
Weather / Track : Cloudy / Dry

Brands Hatch Indy
Circuit Length = 1.2079 miles
Start: 15:09 Flag 15:18 End: 15:19

BMCRC - MRO Championships 2019 - Rnd 1 @ Brands Hatch Indy

BMCRC Thunderbike Extreme & Ultra

RACE 11 - SECTOR ANALYSIS



SECTOR 1 = FL to I1, SECTOR 2 = I1 to FL, DIFF = Difference To Personal Best Lap, P = Crossed Finish Line in Pit Lane, D = Time Disallowed

5 -	31.506	20.923	52.429 (3)	82.94	0.149	15:14:27.398
6 -	32.082	21.074	53.156	81.80	0.876	15:15:20.554
7 -	32.520	21.129	53.649	81.05	1.369	15:16:14.203
8 -	32.203	20.800	53.003	82.04	0.723	15:17:07.206
9 -	31.757	20.523	52.280 (1)	83.17		15:17:59.486
10 -	31.714	20.661	52.375 (2)	83.02	0.095	15:18:51.861

P10 303 EX Adam NORTON		Honda - Cozens Smith Fabrication	
IDEAL LAP TIME : 52.489	BEST LAP TIME : 52.490	DIFFERENCE : 0.001	

LAP	SECTOR 1	SECTOR 2	LAP TIME	MPH	DIFF	TIME OF DAY
1 -		21.270	1:00.911	71.39	8.421	15:10:53.523
2 -	32.841	20.917	53.758	80.89	1.268	15:11:47.281
3 -	32.404	21.785	54.189	80.24	1.699	15:12:41.470
4 -	32.466	21.522	53.988	80.54	1.498	15:13:35.458
5 -	31.785	20.705	52.490 (1)	82.84		15:14:27.948
6 -	31.938	20.933	52.871 (3)	82.24	0.381	15:15:20.819
7 -	32.517	21.062	53.579	81.16	1.089	15:16:14.398
8 -	32.310	20.867	53.177	81.77	0.687	15:17:07.575
9 -	32.248	20.704	52.952	82.12	0.462	15:18:00.527
10 -	31.855	20.743	52.598 (2)	82.67	0.108	15:18:53.125

P11 404 UL Martin RONALDSON		Kawasaki -	
IDEAL LAP TIME : 53.051	BEST LAP TIME : 53.051	DIFFERENCE : 0.000	

LAP	SECTOR 1	SECTOR 2	LAP TIME	MPH	DIFF	TIME OF DAY
1 -		21.298	59.174	73.48	6.123	15:10:51.786
2 -	32.630	21.087	53.717	80.95	0.666	15:11:45.503
3 -	32.229	21.363	53.592	81.14	0.541	15:12:39.095
4 -	32.573	21.219	53.792	80.84	0.741	15:13:32.887
5 -	32.432	21.196	53.628	81.08	0.577	15:14:26.515
6 -	32.503	21.105	53.608	81.11	0.557	15:15:20.123
7 -	32.689	21.841	54.530	79.74	1.479	15:16:14.653
8 -	32.271	20.947	53.218 (2)	81.71	0.167	15:17:07.871
9 -	32.143	20.908	53.051 (1)	81.97		15:18:00.922
10 -	32.186	21.135	53.321 (3)	81.55	0.270	15:18:54.243

P12 16 UL Matthew WREN		Suzuki - TBR performance	
IDEAL LAP TIME : 52.829	BEST LAP TIME : 52.890	DIFFERENCE : 0.061	

LAP	SECTOR 1	SECTOR 2	LAP TIME	MPH	DIFF	TIME OF DAY
1 -		21.273	59.341	73.28	6.451	15:10:51.953
2 -	33.176	20.899	54.075	80.41	1.185	15:11:46.028
3 -	31.931	21.156	53.087 (2)	81.91	0.197	15:12:39.115
4 -	32.867	21.064	53.931	80.63	1.041	15:13:33.046
5 -	32.536	21.064	53.600	81.13	0.710	15:14:26.646
6 -	32.656	20.918	53.574	81.17	0.684	15:15:20.220
7 -	32.364	20.998	53.362 (3)	81.49	0.472	15:16:13.582
8 -	32.517	21.294	53.811	80.81	0.921	15:17:07.393
9 -	31.992	20.898	52.890 (1)	82.21		15:18:00.283
10 -	32.834	21.460	54.294	80.09	1.404	15:18:54.577

P13 12 EX Russell TAYLOR		Suzuki -	
IDEAL LAP TIME : 53.122	BEST LAP TIME : 53.172	DIFFERENCE : 0.050	

LAP	SECTOR 1	SECTOR 2	LAP TIME	MPH	DIFF	TIME OF DAY
1 -		21.835	1:02.127	69.99	8.955	15:10:54.739
2 -	33.056	21.143	54.199	80.23	1.027	15:11:48.938
3 -	32.518	21.144	53.662	81.03	0.490	15:12:42.600
4 -	32.246	21.111	53.357	81.50	0.185	15:13:35.957
5 -	32.283	20.959	53.242 (3)	81.67	0.070	15:14:29.199
6 -	32.495	21.318	53.813	80.80	0.641	15:15:23.012
7 -	32.222	21.059	53.281	81.61	0.109	15:16:16.293
8 -	32.163	21.062	53.225 (2)	81.70	0.053	15:17:09.518

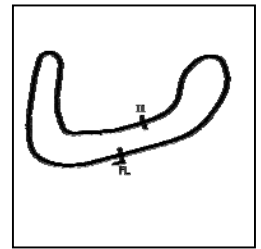
Weather / Track : Cloudy / Dry

Brands Hatch Indy
Circuit Length = 1.2079 miles
Start: 15:09 Flag 15:18 End: 15:19

BMCRC - MRO Championships 2019 - Rnd 1 @ Brands Hatch Indy

BMCRC Thunderbike Extreme & Ultra

RACE 11 - SECTOR ANALYSIS



SECTOR 1 = FL to I1, SECTOR 2 = I1 to FL, DIFF = Difference To Personal Best Lap, P = Crossed Finish Line in Pit Lane, D = Time Disallowed

9 -	32.174	20.998	53.172 (1)	81.78		15:18:02.690
10 -	32.797	21.099	53.896	80.68	0.724	15:18:56.586

P14 112 UL		Aaron LAING		Yamaha -		
IDEAL LAP TIME : 53.450		BEST LAP TIME : 53.747		DIFFERENCE : 0.297		
LAP	SECTOR 1	SECTOR 2	LAP TIME	MPH	DIFF	TIME OF DAY
1 -		21.534	1:00.101	72.35	6.354	15:10:52.713
2 -	32.759	21.296	54.055 (3)	80.44	0.308	15:11:46.768
3 -	32.401	21.817	54.218	80.20	0.471	15:12:40.986
4 -	32.535	22.062	54.597	79.64	0.850	15:13:35.583
5 -	32.931	21.702	54.633	79.59	0.886	15:14:30.216
6 -	32.685	21.880	54.565	79.69	0.818	15:15:24.781
7 -	32.668	21.517	54.185	80.25	0.438	15:16:18.966
8 -	32.154	21.593	53.747 (1)	80.90		15:17:12.713
9 -	32.384	21.509	53.893 (2)	80.68	0.146	15:18:06.606
10 -	32.821	21.748	54.569	79.69	0.822	15:19:01.175

P15 100 EX		Craig HOWTON		Honda - Me		
IDEAL LAP TIME : 53.754		BEST LAP TIME : 53.851		DIFFERENCE : 0.097		
LAP	SECTOR 1	SECTOR 2	LAP TIME	MPH	DIFF	TIME OF DAY
1 -		22.328	1:03.451	68.53	9.600	15:10:56.063
2 -	33.455	21.821	55.276	78.67	1.425	15:11:51.339
3 -	33.190	21.501	54.691	79.51	0.840	15:12:46.030
4 -	32.572	21.496	54.068 (3)	80.42	0.217	15:13:40.098
5 -	32.609	21.415	54.024 (2)	80.49	0.173	15:14:34.122
6 -	32.999	21.801	54.800	79.35	0.949	15:15:28.922
7 -	33.111	21.517	54.628	79.60	0.777	15:16:23.550
8 -	32.671	21.584	54.255	80.15	0.404	15:17:17.805
9 -	32.416	21.435	53.851 (1)	80.75		15:18:11.656
10 -	33.005	21.338	54.343	80.02	0.492	15:19:05.999

P16 117 EX		Ray STAGG		Suzuki -		
IDEAL LAP TIME : 53.587		BEST LAP TIME : 53.818		DIFFERENCE : 0.231		
LAP	SECTOR 1	SECTOR 2	LAP TIME	MPH	DIFF	TIME OF DAY
1 -		22.113	1:03.114	68.89	9.296	15:10:55.726
2 -	33.679	21.673	55.352	78.56	1.534	15:11:51.078
3 -	33.573	21.849	55.422	78.46	1.604	15:12:46.500
4 -	33.206	21.754	54.960	79.12	1.142	15:13:41.460
5 -	32.741	22.199	54.940	79.15	1.122	15:14:36.400
6 -	33.004	21.849	54.853	79.27	1.035	15:15:31.253
7 -	32.664	21.277	53.941 (3)	80.61	0.123	15:16:25.194
8 -	32.774	21.458	54.232	80.18	0.414	15:17:19.426
9 -	32.810	21.008	53.818 (1)	80.80		15:18:13.244
10 -	32.579	21.277	53.856 (2)	80.74	0.038	15:19:07.100

P17 228 EX		Clive EMERSON		Honda -		
IDEAL LAP TIME : 54.042		BEST LAP TIME : 54.233		DIFFERENCE : 0.191		
LAP	SECTOR 1	SECTOR 2	LAP TIME	MPH	DIFF	TIME OF DAY
1 -		21.861	1:01.942	70.20	7.709	15:10:54.554
2 -	33.586	21.504	55.090	78.93	0.857	15:11:49.644
3 -	34.036	21.488	55.524	78.31	1.291	15:12:45.168
4 -	32.730	21.503	54.233 (1)	80.18		15:13:39.401
5 -	32.918	21.591	54.509 (3)	79.77	0.276	15:14:33.910
6 -	33.035	21.870	54.905	79.20	0.672	15:15:28.815
7 -	32.882	21.711	54.593	79.65	0.360	15:16:23.408
8 -	33.618	21.730	55.348	78.56	1.115	15:17:18.756
9 -	32.958	21.592	54.550	79.71	0.317	15:18:13.306
10 -	33.072	21.312	54.384 (2)	79.96	0.151	15:19:07.690

Weather / Track : Cloudy / Dry

Brands Hatch Indy
Circuit Length = 1.2079 miles
Start: 15:09 Flag 15:18 End: 15:19

BMCRC - MRO Championships 2019 - Rnd 1 @ Brands Hatch Indy

BMCRC Thunderbike Extreme & Ultra

RACE 11 - SECTOR ANALYSIS



SECTOR 1 = FL to I1, SECTOR 2 = I1 to FL, DIFF = Difference To Personal Best Lap, P = Crossed Finish Line in Pit Lane, D = Time Disallowed

P18 52 EX Barry MANTELL		Honda - Swedish car connection				
IDEAL LAP TIME : 53.998		BEST LAP TIME : 54.057		DIFFERENCE : 0.059		
LAP	SECTOR 1	SECTOR 2	LAP TIME	MPH	DIFF	TIME OF DAY
1 -		22.438	1:03.086	68.93	9.029	15:10:55.698
2 -	35.127	21.688	56.815	76.53	2.758	15:11:52.513
3 -	33.076	21.837	54.913	79.19	0.856	15:12:47.426
4 -	32.746	21.646	54.392	79.94	0.335	15:13:41.818
5 -	32.587	21.848	54.435	79.88	0.378	15:14:36.253
6 -	32.622	21.920	54.542	79.72	0.485	15:15:30.795
7 -	32.645	21.582	54.227 (2)	80.19	0.170	15:16:25.022
8 -	32.557	21.765	54.322 (3)	80.05	0.265	15:17:19.344
9 -	33.156	21.441	54.597	79.64	0.540	15:18:13.941
10 -	32.586	21.471	54.057 (1)	80.44		15:19:07.998

P19 226 EXR Andrew HOBBS		Yamaha -				
IDEAL LAP TIME : 55.456		BEST LAP TIME : 55.456		DIFFERENCE : 0.000		
LAP	SECTOR 1	SECTOR 2	LAP TIME	MPH	DIFF	TIME OF DAY
1 -		22.395	1:03.959	67.98	8.503	15:10:56.571
2 -	33.677	21.984	55.661 (2)	78.12	0.205	15:11:52.232
3 -	34.461	22.509	56.970	76.33	1.514	15:12:49.202
4 -	34.814	22.453	57.267	75.93	1.811	15:13:46.469
5 -	34.597	22.046	56.643	76.77	1.187	15:14:43.112
6 -	34.586	22.035	56.621	76.80	1.165	15:15:39.733
7 -	34.496	22.191	56.687	76.71	1.231	15:16:36.420
8 -	33.861	22.244	56.105 (3)	77.50	0.649	15:17:32.525
9 -	33.677	21.779	55.456 (1)	78.41		15:18:27.981

P20 3 EX Tom BARRETT		Honda - Aspire Classic Restorations				
IDEAL LAP TIME : 55.077		BEST LAP TIME : 55.337		DIFFERENCE : 0.260		
LAP	SECTOR 1	SECTOR 2	LAP TIME	MPH	DIFF	TIME OF DAY
1 -		22.650	1:07.596	64.33	12.259	15:11:00.208
2 -	34.659	22.452	57.111	76.14	1.774	15:11:57.319
3 -	34.479	21.986	56.465	77.01	1.128	15:12:53.784
4 -	33.899	21.635	55.534 (2)	78.30	0.197	15:13:49.318
5 -	33.524	21.813	55.337 (1)	78.58		15:14:44.655
6 -	33.442	22.097	55.539 (3)	78.29	0.202	15:15:40.194
7 -	34.310	22.533	56.843	76.50	1.506	15:16:37.037
8 -	33.843	21.792	55.635	78.16	0.298	15:17:32.672
9 -	34.234	21.761	55.995	77.66	0.658	15:18:28.667

P21 24 EX Mark REYNOLDS		Yamaha -				
IDEAL LAP TIME : 56.579		BEST LAP TIME : 56.598		DIFFERENCE : 0.019		
LAP	SECTOR 1	SECTOR 2	LAP TIME	MPH	DIFF	TIME OF DAY
1 -		22.886	1:06.500	65.39	9.902	15:10:59.112
2 -	35.354	22.434	57.788	75.25	1.190	15:11:56.900
3 -	35.923	22.407	58.330	74.55	1.732	15:12:55.230
4 -	34.764	22.005	56.769 (3)	76.60	0.171	15:13:51.999
5 -	35.319	22.303	57.622	75.46	1.024	15:14:49.621
6 -	34.831	21.899	56.730 (2)	76.65	0.132	15:15:46.351
7 -	34.680	21.918	56.598 (1)	76.83		15:16:42.949
8 -	34.797	22.529	57.326	75.85	0.728	15:17:40.275
9 -	35.353	22.104	57.457	75.68	0.859	15:18:37.732

P22 18 EX Stuart ALBON		Honda -				
IDEAL LAP TIME : 1:03.811		BEST LAP TIME : 1:03.855		DIFFERENCE : 0.044		
LAP	SECTOR 1	SECTOR 2	LAP TIME	MPH	DIFF	TIME OF DAY
1 -		26.458	1:15.743	57.41	11.888	15:11:08.355
2 -	40.894	26.691	1:07.585	64.34	3.730	15:12:15.940
3 -	40.239	25.854	1:06.093	65.79	2.238	15:13:22.033

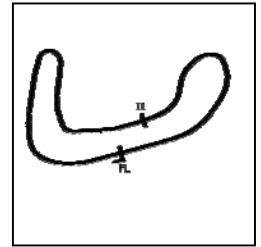
Weather / Track : Cloudy / Dry

Brands Hatch Indy
Circuit Length = 1.2079 miles
Start: 15:09 Flag 15:18 End: 15:19

BMCRC - MRO Championships 2019 - Rnd 1 @ Brands Hatch Indy

BMCRC Thunderbike Extreme & Ultra

RACE 11 - SECTOR ANALYSIS



SECTOR 1 = FL to I1, SECTOR 2 = I1 to FL, DIFF = Difference To Personal Best Lap, P = Crossed Finish Line in Pit Lane, D = Time Disallowed

4 -	40.429	25.580	1:06.009	65.87	2.154	15:14:28.042
5 -	39.600	25.126	1:04.726 (2)	67.18	0.871	15:15:32.768
6 -	39.521	25.588	1:05.109 (3)	66.78	1.254	15:16:37.877
7 -	38.685	25.170	1:03.855 (1)	68.10		15:17:41.732
8 -	39.696	25.845	1:05.541	66.34	1.686	15:18:47.273

P23 143 UL	Steve PALMER	Yamaha - 4C8/Mk1 Transit racing
IDEAL LAP TIME : 49.342	BEST LAP TIME : 49.506	DIFFERENCE : 0.164

LAP	SECTOR 1	SECTOR 2	LAP TIME	MPH	DIFF	TIME OF DAY
1 -		20.465	56.025	77.61	6.519	15:10:48.637
2 -	30.537	19.916	50.453	86.19	0.947	15:11:39.090
3 -	30.090	19.863	49.953	87.05	0.447	15:12:29.043
4 -	29.884	20.151	50.035	86.91	0.529	15:13:19.078
5 -	30.443	19.853	50.296	86.46	0.790	15:14:09.374
6 -	29.733	19.795	49.528 (3)	87.80	0.022	15:14:58.902
7 -	29.739	19.790	49.529	87.79	0.023	15:15:48.431
8 -	29.731	19.775	49.506 (1)	87.83		15:16:37.937
9 -	29.900	19.611	49.511 (2)	87.83	0.005	15:17:27.448

BMCRC - MRO Championships 2019 - Rnd 1 @ Brands Hatch Indy

BMCRC Thunderbike Extreme & Ultra

RACE 11 - BEST SECTORS

SECTOR 1			SECTOR 2			IDEAL / BEST COMPARISON						
POS	NO	NAME	TIME	NO	NAME	TIME	POS	NO	NAME	IDEAL	BEST	DIFF
									PERFECT LAP	49.186		
1	140	PATMORE	29.624	140	PATMORE	19.562	1	140	PATMORE	49.186	49.216	0.030
2	143	PALMER	29.731	143	PALMER	19.611	2	143	PALMER	49.342	49.506	0.164
3	54	SAUNDERS	30.141	43	WILLSHER	19.950	3	54	SAUNDERS	50.102	50.359	0.257
4	22	DOOLAN	30.412	54	SAUNDERS	19.961	4	43	WILLSHER	50.383	50.403	0.020
5	1	CHAMBERLAIN	30.424	1	CHAMBERLAIN	20.031	5	1	CHAMBERLAIN	50.455	50.588	0.133
6	43	WILLSHER	30.433	40	SHELVEY	20.132	6	40	SHELVEY	50.721	50.805	0.084
7	40	SHELVEY	30.589	258	FRIEND	20.325	7	22	DOOLAN	50.861	50.993	0.132
8	258	FRIEND	30.932	22	DOOLAN	20.449	8	258	FRIEND	51.257	51.329	0.072
9	78	THOMAS	31.400	69	RUSSO	20.523	9	69	RUSSO	52.029	52.280	0.251
10	69	RUSSO	31.506	303	NORTON	20.704	10	78	THOMAS	52.213	52.241	0.028
11	303	NORTON	31.785	78	THOMAS	20.813	11	303	NORTON	52.489	52.490	0.001
12	16	WREN	31.931	16	WREN	20.898	12	16	WREN	52.829	52.890	0.061
13	404	RONALDSON	32.143	404	RONALDSON	20.908	13	404	RONALDSON	53.051	53.051	0.000
14	112	LAING	32.154	12	TAYLOR	20.959	14	12	TAYLOR	53.122	53.172	0.050
15	12	TAYLOR	32.163	117	STAGG	21.008	15	112	LAING	53.450	53.747	0.297
16	100	HOWTON	32.416	112	LAING	21.296	16	117	STAGG	53.587	53.818	0.231
17	52	MANTELL	32.557	228	EMERSON	21.312	17	100	HOWTON	53.754	53.851	0.097
18	117	STAGG	32.579	100	HOWTON	21.338	18	52	MANTELL	53.998	54.057	0.059
19	228	EMERSON	32.730	52	MANTELL	21.441	19	228	EMERSON	54.042	54.233	0.191
20	3	BARRETT	33.442	3	BARRETT	21.635	20	3	BARRETT	55.077	55.337	0.260
21	226	HOBBS	33.677	226	HOBBS	21.779	21	226	HOBBS	55.456	55.456	0.000
22	24	REYNOLDS	34.680	24	REYNOLDS	21.899	22	24	REYNOLDS	56.579	56.598	0.019
23	18	ALBON	38.685	18	ALBON	25.126	23	18	ALBON	1:03.811	1:03.855	0.044

Weather / Track : Cloudy / Dry

Results can be found at www.tsl-timing.com

Brands Hatch Indy
Circuit Length = 1.2079 miles
Start: 15:09 Flag 15:18 End: 15:19

Printed - 16:10 Saturday, 09 March 2019

BMCRC - MRO Championships 2019 - Rnd 1 @ Brands Hatch Indy



BMCRC Thunderbike Extreme & Ultra

RACE 20 - GRID (10 Laps)

ROW 9	27	841	Shane YOUNG	26	58	Michael ALLEN	25	114	Ricky MARTIN
ROW 8	24	76	Jason BYARD	23	18	Stuart ALBON	22	24	Mark REYNOLDS
ROW 7	21	226	Andrew HOBBS	20	3	Tom BARRETT	19	228	Clive EMERSON
ROW 6	18	52	Barry MANTELL	17	100	Craig HOWTON	16	117	Ray STAGG
ROW 5	15	112	Aaron LAING	14	12	Russell TAYLOR	13	404	Martin RONALDSON
ROW 4	12	16	Matthew WREN	11	303	Adam NORTON	10	69	Tony RUSSO
ROW 3	9	78	Jamie THOMAS	8	258	Ande FRIEND	7	22	Ben DOOLAN
ROW 2	6	40	David SHELVEY	5	1	Barry CHAMBERLAIN	4	43	Richard WILLSSHER
ROW 1	3	54	Andrew SAUNDERS	2	143	Steve PALMER	1	140	Aiden PATMORE
									Pole

Brands Hatch Indy
Circuit Length = 1.2079 miles

These results are provisional until the conclusion of any judicial and technical matters.

Clerk Of Course :	Timekeeper :
-------------------	--------------

Results can be found at www.tsl-timing.com

Printed - 15:52 Saturday, 09 March 2019



BMCRC - MRO Championships 2019 - Rnd 1 @ Brands Hatch Indy

BMCRC Thunderbike Extreme & Ultra

RACE 20 - CLASSIFICATION

POS	NO	CL	PIC NAME	ENTRY	LAPS	TIME	GAP	DIFF	MPH	BEST	ON
1	143	UL	1 Steve PALMER	Yamaha - 4C8/Mk1 Transit racing	10	8:29.780			85.30	49.354	10
2	140	UL	2 Aiden PATMORE	Yamaha - TBR Performance/NW Roofing	10	8:33.323	3.543	3.543	84.71	49.925	6
3	1	UL	3 Barry CHAMBERLAIN	Suzuki - Airsys.co.uk	10	8:44.287	14.507	10.964	82.94	50.862	4
4	43	EX	1 Richard WILLISHER	Yamaha - Willsher Plant	10	8:44.611	14.831	0.324	82.89	51.199	10
5	54	EX	2 Andrew SAUNDERS	Suzuki - Icon Racing	10	8:44.742	14.962	0.131	82.87	51.425	10
6	258	UL	4 Ande FRIEND	Kawasaki - Flying colours MCT	10	8:44.802	15.022	0.060	82.86	51.173	6
7	22	EX	3 Ben DOOLAN	- my wallet	10	8:45.386	15.606	0.584	82.76	51.240	7
8	40	EX	4 David SHELVEY	Suzuki - ymark.com	10	8:46.912	17.132	1.526	82.52	51.323	7
9	69	EX	5 Tony RUSSO	Suzuki - Titan Elevators	10	8:54.660	24.880	7.748	81.33	51.958	6
10	78	UL	5 Jamie THOMAS	Suzuki - Team RubyRacing	10	8:54.798	25.018	0.138	81.31	51.690	4
11	404	UL	6 Martin RONALDSON	Kawasaki -	10	8:59.604	29.824	4.806	80.58	52.325	9
12	303	EX	6 Adam NORTON	Honda - Cozens Smith Fabrication	10	9:05.523	35.743	5.919	79.71	53.005	5
13	52	EX	7 Barry MANTELL	Honda - Swedish car connection	10	9:10.179	40.399	4.656	79.03	53.878	8
14	12	EX	8 Russell TAYLOR	Suzuki -	10	9:13.187	43.407	3.008	78.60	53.784	5
15	100	EX	9 Craig HOWTON	Honda - Me	10	9:13.492	43.712	0.305	78.56	54.124	9
16	117	EX	10 Ray STAGG	Suzuki -	10	9:17.243	47.463	3.751	78.03	54.337	9
17	16	UL	7 Matthew WREN	Suzuki - TBR performance	10	9:17.580	47.800	0.337	77.99	53.943	10
18	228	EX	11 Clive EMERSON	Honda -	9	8:29.844	1 Lap	1 Lap	76.76	54.898	3
19	226	EXR	1 Andrew HOBBS	Yamaha -	9	8:42.142	1 Lap	12.298	74.95	55.946	8
20	24	EX	12 Mark REYNOLDS	Yamaha -	9	8:51.065	1 Lap	8.923	73.69	56.895	7
21	18	EX	13 Stuart ALBON	Honda -	8	8:59.650	2 Laps	1 Lap	64.46	1:04.536	6

NOT CLASSIFIED

DNF	112	UL	Aaron LAING	Yamaha -	4	3:48.280	6 Laps	4 Laps	76.19	55.009	2
-----	-----	----	-------------	----------	---	----------	--------	--------	-------	--------	---

FASTEST LAP

143	UL	Steve PALMER	Yamaha - 4C8/Mk1 Transit racing	10	49.354	88.11 mph	141.80 kph
43	EX	Richard WILLISHER	Yamaha - Willsher Plant	10	51.199	84.93 mph	136.69 kph
226	EXR	Andrew HOBBS	Yamaha -	8	55.946	77.72 mph	125.09 kph

Class UL - 92.5% of Race Speed = 78.90 mph
 Class EX - 92.5% of Race Speed = 76.67 mph
 Class EXR - 92.5% of Race Speed = 69.32 mph

Brands Hatch Indy
 Circuit Length = 1.2079 miles
 Start: 17:36 Flag 17:44 End: 17:46

Weather / Track : Cloudy / Dry

These results are provisional until the conclusion of any judicial and technical matters.

Clerk Of Course :	Timekeeper :
-------------------	--------------

Results can be found at www.tsl-timing.com

Printed - 17:46 Saturday, 09 March 2019



BMCRC - MRO Championships 2019 - Rnd 1 @ Brands Hatch Indy

BMCRC Thunderbike Extreme & Ultra

RACE 20 - LAP CHART

LAP 1 @ 17:37:14.499

NO	BEHIND	LAP TIME
140		57.456
54	0.387	57.843
143	0.649	58.105
1	0.721	58.177
40	1.299	58.755
43	1.499	58.955
22	1.587	59.043
258	1.850	59.306
78	2.229	59.685
404	2.749	1:00.205
100	3.284	1:00.740
69	3.515	1:00.971
52	4.639	1:02.095
112	4.919	1:02.375
12	5.099	1:02.555
303	5.281	1:02.737
117	5.524	1:02.980
228	6.067	1:03.523
226	6.311	1:03.767
16	7.551	1:05.007
24	9.816	1:07.272
18	18.594	1:16.050

LAP 2 @ 17:38:06.184

NO	BEHIND	LAP TIME
140		51.685
143	0.171	51.207
1	0.455	51.419
54	1.302	52.600
40	1.669	52.055
43	1.952	52.138
22	2.698	52.796
258	2.746	52.581
78	2.992	52.448
404	4.413	53.349
69	5.174	53.344
100	6.526	54.927
52	7.731	54.777
12	8.086	54.672
112	8.243	55.009
303	8.594	54.998
117	9.263	55.424
228	11.357	56.975
16	11.604	55.738
226	11.669	57.043
24	16.529	58.398
18	35.994	1:09.085

LAP 3 @ 17:38:57.220

NO	BEHIND	LAP TIME
143		50.865
140	0.235	51.271
1	0.621	51.202
54	2.265	51.999
40	2.503	51.870
43	2.609	51.693
258	3.394	51.684
22	3.914	52.252
78	4.484	52.528
404	6.902	53.525
69	7.028	52.890

100	10.527	55.037
52	11.097	54.402
12	11.483	54.433
303	11.565	54.007
112	12.671	55.464
117	13.205	54.978
228	15.219	54.898
16	15.314	54.746
226	17.817	57.184
24	24.133	58.640

LAP 4 @ 17:39:47.867

NO	BEHIND	LAP TIME
143		50.647
140	0.244	50.656
1	0.836	50.862
18	1 Lap	1:08.464
54	3.823	52.205
43	3.987	52.025
40	4.384	52.528
258	4.585	51.838
22	5.106	51.839
78	5.527	51.690
69	9.030	52.649
404	10.151	53.896
52	15.123	54.673
100	15.247	55.367
303	15.313	54.395
12	15.478	54.642
112	17.456	55.432
117	17.533	54.975
228	20.256	55.684
16	20.334	55.667
226	24.364	57.194
24	32.079	58.593

LAP 5 @ 17:40:38.129

NO	BEHIND	LAP TIME
143		50.262
140	0.158	50.176
1	2.231	51.657
54	5.315	51.754
43	5.518	51.793
258	6.561	52.238
22	7.314	52.470
40	7.585	53.463
78	7.965	52.700
69	11.439	52.671
404	13.946	54.057
303	18.056	53.005
52	18.803	53.942
18	1 Lap	1:06.466
12	19.000	53.784
100	20.105	55.120
117	22.424	55.153
16	25.260	55.188
228	25.441	55.447
226	32.681	58.579
24	40.334	58.517

LAP 6 @ 17:41:28.128

NO	BEHIND	LAP TIME
143		49.999

140	0.084	49.925
1	4.143	51.911
54	7.034	51.718
43	7.201	51.682
258	7.735	51.173
22	8.631	51.316
40	9.395	51.809
78	10.268	52.302
69	13.398	51.958
404	17.108	53.161
303	21.289	53.232
52	22.941	54.137
12	24.314	55.313
100	25.294	55.188
117	27.783	55.358
16	29.833	54.572
228	32.369	56.927
18	1 Lap	1:05.508
226	40.490	57.808
24	47.739	57.404

LAP 7 @ 17:42:17.922

NO	BEHIND	LAP TIME
143		49.794
140	0.788	50.498
1	7.049	52.700
54	8.844	51.604
43	8.934	51.527
258	9.440	51.499
22	10.077	51.240
40	10.924	51.323
78	14.197	53.723
69	15.623	52.019
404	20.630	53.316
303	24.513	53.018
52	27.103	53.956
12	29.063	54.543
100	29.911	54.411
117	32.381	54.392
16	34.183	54.144
228	38.226	55.651
226	48.631	57.935
18	1 Lap	1:04.536

LAP 8 @ 17:43:07.732

NO	BEHIND	LAP TIME
143		49.810
140	1.317	50.339
24	1 Lap	56.895
1	9.679	52.440
43	10.502	51.378
54	10.643	51.609
258	11.272	51.642
22	11.726	51.459
40	12.720	51.606
78	17.671	53.284
69	17.837	52.024
404	23.842	53.022
303	28.023	53.320
52	31.171	53.878
12	33.821	54.568
100	34.236	54.135
117	36.962	54.391
16	38.956	54.583

LAP 9 @ 17:43:57.469

NO	BEHIND	LAP TIME
143		49.737
140	2.399	50.819
226	1 Lap	55.946
1	11.970	52.028
54	12.891	51.985
43	12.986	52.221
258	12.993	51.458
24	1 Lap	57.869
22	13.473	51.484
40	14.598	51.615
18	2 Laps	1:04.990
69	21.411	53.311
78	21.527	53.593
404	26.430	52.325
303	31.691	53.405
52	35.371	53.937
12	38.370	54.286
100	38.623	54.124
117	41.562	54.337
16	43.211	53.992

LAP 10 @ 17:44:46.823

NO	BEHIND	LAP TIME
143		49.354
228	1 Lap	55.459
140	3.543	50.498
226	1 Lap	56.686
1	14.507	51.891
43	14.831	51.199
54	14.962	51.425
258	15.022	51.383
22	15.606	51.487
40	17.132	51.888
24	1 Lap	57.477
69	24.880	52.823
78	25.018	52.845
404	29.824	52.748
18	2 Laps	1:04.551
303	35.743	53.406
52	40.399	54.382
12	43.407	54.391
100	43.712	54.443
117	47.463	55.255
16	47.800	53.943

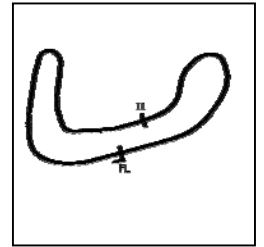
Weather / Track : Cloudy / Dry

Brands Hatch Indy
Circuit Length = 1.2079 miles
Start: 17:36 Flag 17:44 End: 17:46

BMCRC - MRO Championships 2019 - Rnd 1 @ Brands Hatch Indy

BMCRC Thunderbike Extreme & Ultra

RACE 20 - SECTOR ANALYSIS



SECTOR 1 = FL to I1, SECTOR 2 = I1 to FL, DIFF = Difference To Personal Best Lap, P = Crossed Finish Line in Pit Lane, D = Time Disallowed

P1 143 UL		Steve PALMER		Yamaha - 4C8/Mk1 Transit racing		
IDEAL LAP TIME :		BEST LAP TIME : 49.354		DIFFERENCE :		
LAP	SECTOR 1	SECTOR 2	LAP TIME	MPH	DIFF	TIME OF DAY
1 -			58.105	74.83	8.751	17:37:15.148
2 -			51.207	84.92	1.853	17:38:06.355
3 -			50.865	85.49	1.511	17:38:57.220
4 -			50.647	85.86	1.293	17:39:47.867
5 -			50.262	86.51	0.908	17:40:38.129
6 -			49.999	86.97	0.645	17:41:28.128
7 -			49.794 (3)	87.33	0.440	17:42:17.922
8 -			49.810	87.30	0.456	17:43:07.732
9 -			49.737 (2)	87.43	0.383	17:43:57.469
10 -			49.354 (1)	88.11		17:44:46.823

P2 140 UL		Aiden PATMORE		Yamaha - TBR Performance/NW Roofing		
IDEAL LAP TIME : 49.925		BEST LAP TIME : 49.925		DIFFERENCE : 0.000		
LAP	SECTOR 1	SECTOR 2	LAP TIME	MPH	DIFF	TIME OF DAY
1 -		20.615	57.456	75.68	7.531	17:37:14.499
2 -	31.477	20.208	51.685	84.13	1.760	17:38:06.184
3 -	31.290	19.981	51.271	84.81	1.346	17:38:57.455
4 -	30.574	20.082	50.656	85.84	0.731	17:39:48.111
5 -	30.239	19.937	50.176 (2)	86.66	0.251	17:40:38.287
6 -	30.182	19.743	49.925 (1)	87.10		17:41:28.212
7 -	30.543	19.955	50.498	86.11	0.573	17:42:18.710
8 -	30.452	19.887	50.339 (3)	86.38	0.414	17:43:09.049
9 -	30.947	19.872	50.819	85.57	0.894	17:43:59.868
10 -	30.430	20.068	50.498	86.11	0.573	17:44:50.366

P3 1 UL		Barry CHAMBERLAIN		Suzuki - Airsys.co.uk		
IDEAL LAP TIME :		BEST LAP TIME : 50.862		DIFFERENCE :		
LAP	SECTOR 1	SECTOR 2	LAP TIME	MPH	DIFF	TIME OF DAY
1 -			58.177	74.74	7.315	17:37:15.220
2 -			51.419 (3)	84.57	0.557	17:38:06.639
3 -			51.202 (2)	84.93	0.340	17:38:57.841
4 -			50.862 (1)	85.49		17:39:48.703
5 -			51.657	84.18	0.795	17:40:40.360
6 -			51.911	83.77	1.049	17:41:32.271
7 -			52.700	82.51	1.838	17:42:24.971
8 -			52.440	82.92	1.578	17:43:17.411
9 -			52.028	83.58	1.166	17:44:09.439
10 -			51.891	83.80	1.029	17:45:01.330

P4 43 EX		Richard WILLISHER		Yamaha - Willsher Plant		
IDEAL LAP TIME :		BEST LAP TIME : 51.199		DIFFERENCE :		
LAP	SECTOR 1	SECTOR 2	LAP TIME	MPH	DIFF	TIME OF DAY
1 -			58.955	73.76	7.756	17:37:15.998
2 -			52.138	83.40	0.939	17:38:08.136
3 -			51.693	84.12	0.494	17:38:59.829
4 -			52.025	83.58	0.826	17:39:51.854
5 -			51.793	83.96	0.594	17:40:43.647
6 -			51.682	84.14	0.483	17:41:35.329
7 -			51.527 (3)	84.39	0.328	17:42:26.856
8 -			51.378 (2)	84.63	0.179	17:43:18.234
9 -			52.221	83.27	1.022	17:44:10.455
10 -			51.199 (1)	84.93		17:45:01.654

P5 54 EX		Andrew SAUNDERS		Suzuki - Icon Racing		
IDEAL LAP TIME : 51.279		BEST LAP TIME : 51.425		DIFFERENCE : 0.146		
LAP	SECTOR 1	SECTOR 2	LAP TIME	MPH	DIFF	TIME OF DAY
1 -			58.955	73.76	7.756	17:37:15.998
2 -			52.138	83.40	0.939	17:38:08.136
3 -			51.693	84.12	0.494	17:38:59.829
4 -			52.025	83.58	0.826	17:39:51.854
5 -			51.793	83.96	0.594	17:40:43.647
6 -			51.682	84.14	0.483	17:41:35.329
7 -			51.527 (3)	84.39	0.328	17:42:26.856
8 -			51.378 (2)	84.63	0.179	17:43:18.234
9 -			52.221	83.27	1.022	17:44:10.455
10 -			51.199 (1)	84.93		17:45:01.654

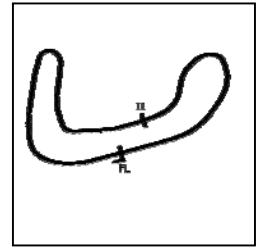
Weather / Track : Cloudy / Dry

Brands Hatch Indy
Circuit Length = 1.2079 miles
Start: 17:36 Flag 17:44 End: 17:46

BMCRC - MRO Championships 2019 - Rnd 1 @ Brands Hatch Indy

BMCRC Thunderbike Extreme & Ultra

RACE 20 - SECTOR ANALYSIS



SECTOR 1 = FL to I1, SECTOR 2 = I1 to FL, DIFF = Difference To Personal Best Lap, P = Crossed Finish Line in Pit Lane, D = Time Disallowed

1 -		20.720	57.843	75.17	6.418	17:37:14.886
2 -	32.217	20.383	52.600	82.67	1.175	17:38:07.486
3 -	31.386	20.613	51.999	83.62	0.574	17:38:59.485
4 -	31.803	20.402	52.205	83.29	0.780	17:39:51.690
5 -	31.347	20.407	51.754	84.02	0.329	17:40:43.444
6 -	31.414	20.304	51.718	84.08	0.293	17:41:35.162
7 -	31.249	20.355	51.604 (2)	84.26	0.179	17:42:26.766
8 -	31.353	20.256	51.609 (3)	84.26	0.184	17:43:18.375
9 -	31.284	20.701	51.985	83.65	0.560	17:44:10.360
10 -	31.023	20.402	51.425 (1)	84.56		17:45:01.785

P6 258 UL		Ande FRIEND		Kawasaki - Flying colours MCT			
IDEAL LAP TIME :		BEST LAP TIME : 51.173		DIFFERENCE :			
LAP	SECTOR 1	SECTOR 2	LAP TIME	MPH	DIFF	TIME OF DAY	
1 -			59.306	73.32	8.133	17:37:16.349	
2 -			52.581	82.70	1.408	17:38:08.930	
3 -			51.684	84.13	0.511	17:39:00.614	
4 -			51.838	83.88	0.665	17:39:52.452	
5 -			52.238	83.24	1.065	17:40:44.690	
6 -			51.173 (1)	84.97		17:41:35.863	
7 -			51.499	84.44	0.326	17:42:27.362	
8 -			51.642	84.20	0.469	17:43:19.004	
9 -			51.458 (3)	84.50	0.285	17:44:10.462	
10 -			51.383 (2)	84.63	0.210	17:45:01.845	

P7 22 EX		Ben DOOLAN		- my wallet			
IDEAL LAP TIME : 51.113		BEST LAP TIME : 51.240		DIFFERENCE : 0.127			
LAP	SECTOR 1	SECTOR 2	LAP TIME	MPH	DIFF	TIME OF DAY	
1 -		20.928	59.043	73.65	7.803	17:37:16.086	
2 -	31.914	20.882	52.796	82.36	1.556	17:38:08.882	
3 -	31.518	20.734	52.252	83.22	1.012	17:39:01.134	
4 -	31.249	20.590	51.839	83.88	0.599	17:39:52.973	
5 -	31.804	20.666	52.470	82.87	1.230	17:40:45.443	
6 -	30.968	20.348	51.316 (2)	84.74	0.076	17:41:36.759	
7 -	30.808	20.432	51.240 (1)	84.86		17:42:27.999	
8 -	30.874	20.585	51.459 (3)	84.50	0.219	17:43:19.458	
9 -	31.080	20.404	51.484	84.46	0.244	17:44:10.942	
10 -	31.182	20.305	51.487	84.46	0.247	17:45:02.429	

P8 40 EX		David SHELVEY		Suzuki - ymark.com			
IDEAL LAP TIME : 51.323		BEST LAP TIME : 51.323		DIFFERENCE : 0.000			
LAP	SECTOR 1	SECTOR 2	LAP TIME	MPH	DIFF	TIME OF DAY	
1 -		20.987	58.755	74.01	7.432	17:37:15.798	
2 -	31.568	20.487	52.055	83.53	0.732	17:38:07.853	
3 -	31.365	20.505	51.870	83.83	0.547	17:38:59.723	
4 -	32.110	20.418	52.528	82.78	1.205	17:39:52.251	
5 -	32.548	20.915	53.463	81.33	2.140	17:40:45.714	
6 -	31.372	20.437	51.809	83.93	0.486	17:41:37.523	
7 -	31.038	20.285	51.323 (1)	84.73		17:42:28.846	
8 -	31.120	20.486	51.606 (2)	84.26	0.283	17:43:20.452	
9 -	31.296	20.319	51.615 (3)	84.25	0.292	17:44:12.067	
10 -	31.448	20.440	51.888	83.80	0.565	17:45:03.955	

P9 69 EX		Tony RUSSO		Suzuki - Titan Elevators			
IDEAL LAP TIME :		BEST LAP TIME : 51.958		DIFFERENCE :			
LAP	SECTOR 1	SECTOR 2	LAP TIME	MPH	DIFF	TIME OF DAY	
1 -			1:00.971	71.32	9.013	17:37:18.014	
2 -			53.344	81.52	1.386	17:38:11.358	
3 -			52.890	82.21	0.932	17:39:04.248	
4 -			52.649	82.59	0.691	17:39:56.897	

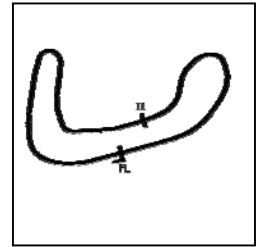
Weather / Track : Cloudy / Dry

Brands Hatch Indy
Circuit Length = 1.2079 miles
Start: 17:36 Flag 17:44 End: 17:46

BMCRC - MRO Championships 2019 - Rnd 1 @ Brands Hatch Indy

BMCRC Thunderbike Extreme & Ultra

RACE 20 - SECTOR ANALYSIS



SECTOR 1 = FL to I1, SECTOR 2 = I1 to FL, DIFF = Difference To Personal Best Lap, P = Crossed Finish Line in Pit Lane, D = Time Disallowed

5 -	52.671	82.56	0.713	17:40:49.568
6 -	51.958 (1)	83.69		17:41:41.526
7 -	52.019 (2)	83.59	0.061	17:42:33.545
8 -	52.024 (3)	83.58	0.066	17:43:25.569
9 -	53.311	81.57	1.353	17:44:18.880
10 -	52.823	82.32	0.865	17:45:11.703

P10	78 UL	Jamie THOMAS	Suzuki - Team RubyRacing
IDEAL LAP TIME :	BEST LAP TIME :	51.690	DIFFERENCE :

LAP	SECTOR 1	SECTOR 2	LAP TIME	MPH	DIFF	TIME OF DAY
1 -			59.685	72.85	7.995	17:37:16.728
2 -			52.448 (3)	82.91	0.758	17:38:09.176
3 -			52.528	82.78	0.838	17:39:01.704
4 -			51.690 (1)	84.12		17:39:53.394
5 -			52.700	82.51	1.010	17:40:46.094
6 -			52.302 (2)	83.14	0.612	17:41:38.396
7 -			53.723	80.94	2.033	17:42:32.119
8 -			53.284	81.61	1.594	17:43:25.403
9 -			53.593	81.14	1.903	17:44:18.996
10 -			52.845	82.28	1.155	17:45:11.841

P11	404 UL	Martin RONALDSON	Kawasaki -
IDEAL LAP TIME :	BEST LAP TIME :	52.325	DIFFERENCE :

LAP	SECTOR 1	SECTOR 2	LAP TIME	MPH	DIFF	TIME OF DAY
1 -			1:00.205	72.22	7.880	17:37:17.248
2 -			53.349	81.51	1.024	17:38:10.597
3 -			53.525	81.24	1.200	17:39:04.122
4 -			53.896	80.68	1.571	17:39:58.018
5 -			54.057	80.44	1.732	17:40:52.075
6 -			53.161	81.80	0.836	17:41:45.236
7 -			53.316	81.56	0.991	17:42:38.552
8 -			53.022 (3)	82.01	0.697	17:43:31.574
9 -			52.325 (1)	83.10		17:44:23.899
10 -			52.748 (2)	82.44	0.423	17:45:16.647

P12	303 EX	Adam NORTON	Honda - Cozens Smith Fabrication
IDEAL LAP TIME :	BEST LAP TIME :	53.005	DIFFERENCE :

LAP	SECTOR 1	SECTOR 2	LAP TIME	MPH	DIFF	TIME OF DAY
1 -		22.376	1:02.737	69.31	9.732	17:37:19.780
2 -			54.998	79.06	1.993	17:38:14.778
3 -			54.007	80.51	1.002	17:39:08.785
4 -			54.395	79.94	1.390	17:40:03.180
5 -			53.005 (1)	82.04		17:40:56.185
6 -			53.232 (3)	81.69	0.227	17:41:49.417
7 -			53.018 (2)	82.02	0.013	17:42:42.435
8 -			53.320	81.55	0.315	17:43:35.755
9 -			53.405	81.42	0.400	17:44:29.160
10 -			53.406	81.42	0.401	17:45:22.566

P13	52 EX	Barry MANTELL	Honda - Swedish car connection
IDEAL LAP TIME :	BEST LAP TIME :	53.878	DIFFERENCE :

LAP	SECTOR 1	SECTOR 2	LAP TIME	MPH	DIFF	TIME OF DAY
1 -			1:02.095	70.03	8.217	17:37:19.138
2 -			54.777	79.38	0.899	17:38:13.915
3 -			54.402	79.93	0.524	17:39:08.317
4 -			54.673	79.53	0.795	17:40:02.990
5 -			53.942 (3)	80.61	0.064	17:40:56.932
6 -			54.137	80.32	0.259	17:41:51.069
7 -			53.956	80.59	0.078	17:42:45.025
8 -			53.878 (1)	80.71		17:43:38.903

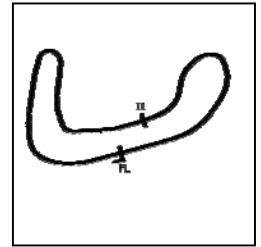
Weather / Track : Cloudy / Dry

Brands Hatch Indy
Circuit Length = 1.2079 miles
Start: 17:36 Flag 17:44 End: 17:46

BMCRC - MRO Championships 2019 - Rnd 1 @ Brands Hatch Indy

BMCRC Thunderbike Extreme & Ultra

RACE 20 - SECTOR ANALYSIS



SECTOR 1 = FL to I1, SECTOR 2 = I1 to FL, DIFF = Difference To Personal Best Lap, P = Crossed Finish Line in Pit Lane, D = Time Disallowed

9 -	53.937 (2)	80.62	0.059	17:44:32.840
10 -	54.382	79.96	0.504	17:45:27.222

P14 12 EX		Russell TAYLOR		Suzuki -		
IDEAL LAP TIME : 53.649		BEST LAP TIME : 53.784		DIFFERENCE : 0.135		
LAP	SECTOR 1	SECTOR 2	LAP TIME	MPH	DIFF	TIME OF DAY
1 -		22.067	1:02.555	69.51	8.771	17:37:19.598
2 -	33.056	21.616	54.672	79.53	0.888	17:38:14.270
3 -	33.022	21.411	54.433	79.88	0.649	17:39:08.703
4 -	33.206	21.436	54.642	79.58	0.858	17:40:03.345
5 -	32.781	21.003	53.784 (1)	80.85		17:40:57.129
6 -	33.231	22.082	55.313	78.61	1.529	17:41:52.442
7 -	32.870	21.673	54.543	79.72	0.759	17:42:46.985
8 -	33.030	21.538	54.568	79.69	0.784	17:43:41.553
9 -	32.646	21.640	54.286 (2)	80.10	0.502	17:44:35.839
10 -	32.909	21.482	54.391 (3)	79.95	0.607	17:45:30.230

P15 100 EX		Craig HOWTON		Honda - Me		
IDEAL LAP TIME : 53.691		BEST LAP TIME : 54.124		DIFFERENCE : 0.433		
LAP	SECTOR 1	SECTOR 2	LAP TIME	MPH	DIFF	TIME OF DAY
1 -		21.636	1:00.740	71.59	6.616	17:37:17.783
2 -	33.305	21.622	54.927	79.17	0.803	17:38:12.710
3 -	33.469	21.568	55.037	79.01	0.913	17:39:07.747
4 -	33.288	22.079	55.367	78.54	1.243	17:40:03.114
5 -	33.388	21.732	55.120	78.89	0.996	17:40:58.234
6 -	33.644	21.544	55.188	78.79	1.064	17:41:53.422
7 -	32.974	21.437	54.411 (3)	79.92	0.287	17:42:47.833
8 -	32.865	21.270	54.135 (2)	80.32	0.011	17:43:41.968
9 -	32.421	21.703	54.124 (1)	80.34		17:44:36.092
10 -	32.790	21.653	54.443	79.87	0.319	17:45:30.535

P16 117 EX		Ray STAGG		Suzuki -		
IDEAL LAP TIME : 54.392		BEST LAP TIME : 54.337		DIFFERENCE : -0.055		
LAP	SECTOR 1	SECTOR 2	LAP TIME	MPH	DIFF	TIME OF DAY
1 -			1:02.980	69.04	8.643	17:37:20.023
2 -			55.424	78.46	1.087	17:38:15.447
3 -			54.978	79.09	0.641	17:39:10.425
4 -			54.975	79.10	0.638	17:40:05.400
5 -	33.508	21.645	55.153	78.84	0.816	17:41:00.553
6 -			55.358	78.55	1.021	17:41:55.911
7 -	32.953	21.439	54.392 (3)	79.94	0.055	17:42:50.303
8 -			54.391 (2)	79.95	0.054	17:43:44.694
9 -			54.337 (1)	80.03		17:44:39.031
10 -			55.255	78.70	0.918	17:45:34.286

P17 16 UL		Matthew WREN		Suzuki - TBR performance		
IDEAL LAP TIME :		BEST LAP TIME : 53.943		DIFFERENCE :		
LAP	SECTOR 1	SECTOR 2	LAP TIME	MPH	DIFF	TIME OF DAY
1 -			1:05.007	66.89	11.064	17:37:22.050
2 -			55.738	78.01	1.795	17:38:17.788
3 -			54.746	79.43	0.803	17:39:12.534
4 -			55.667	78.11	1.724	17:40:08.201
5 -			55.188	78.79	1.245	17:41:03.389
6 -			54.572	79.68	0.629	17:41:57.961
7 -			54.144 (3)	80.31	0.201	17:42:52.105
8 -			54.583	79.66	0.640	17:43:46.688
9 -			53.992 (2)	80.54	0.049	17:44:40.680
10 -			53.943 (1)	80.61		17:45:34.623

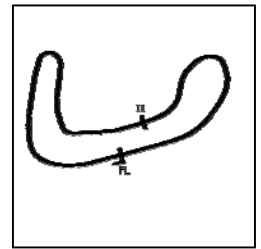
Weather / Track : Cloudy / Dry

Brands Hatch Indy
Circuit Length = 1.2079 miles
Start: 17:36 Flag 17:44 End: 17:46

BMCRC - MRO Championships 2019 - Rnd 1 @ Brands Hatch Indy

BMCRC Thunderbike Extreme & Ultra

RACE 20 - SECTOR ANALYSIS



SECTOR 1 = FL to I1, SECTOR 2 = I1 to FL, DIFF = Difference To Personal Best Lap, P = Crossed Finish Line in Pit Lane, D = Time Disallowed

P18 228 EX Clive EMERSON			Honda -			
IDEAL LAP TIME : 54.547		BEST LAP TIME : 54.898		DIFFERENCE : 0.351		
LAP	SECTOR 1	SECTOR 2	LAP TIME	MPH	DIFF	TIME OF DAY
1 -		22.283	1:03.523	68.45	8.625	17:37:20.566
2 -	34.615	22.360	56.975	76.32	2.077	17:38:17.541
3 -	32.796	22.102	54.898 (1)	79.21		17:39:12.439
4 -	33.305	22.379	55.684	78.09	0.786	17:40:08.123
5 -	33.434	22.013	55.447 (3)	78.42	0.549	17:41:03.570
6 -	34.238	22.689	56.927	76.38	2.029	17:42:00.497
7 -	33.461	22.190	55.651	78.14	0.753	17:42:56.148
8 -	33.529	21.751	55.280 (2)	78.66	0.382	17:43:51.428
9 -	33.288	22.171	55.459	78.41	0.561	17:44:46.887

P19 226 EXR Andrew HOBBS			Yamaha -			
IDEAL LAP TIME : 55.946		BEST LAP TIME : 55.946		DIFFERENCE : 0.000		
LAP	SECTOR 1	SECTOR 2	LAP TIME	MPH	DIFF	TIME OF DAY
1 -		22.007	1:03.767	68.19	7.821	17:37:20.810
2 -	34.353	22.690	57.043 (3)	76.23	1.097	17:38:17.853
3 -	34.692	22.492	57.184	76.04	1.238	17:39:15.037
4 -	34.916	22.278	57.194	76.03	1.248	17:40:12.231
5 -	35.608	22.971	58.579	74.23	2.633	17:41:10.810
6 -	35.148	22.660	57.808	75.22	1.862	17:42:08.618
7 -	35.461	22.474	57.935	75.06	1.989	17:43:06.553
8 -	34.208	21.738	55.946 (1)	77.72		17:44:02.499
9 -	34.460	22.226	56.686 (2)	76.71	0.740	17:44:59.185

P20 24 EX Mark REYNOLDS			Yamaha -			
IDEAL LAP TIME :		BEST LAP TIME : 56.895		DIFFERENCE :		
LAP	SECTOR 1	SECTOR 2	LAP TIME	MPH	DIFF	TIME OF DAY
1 -			1:07.272	64.64	10.377	17:37:24.315
2 -			58.398	74.46	1.503	17:38:22.713
3 -			58.640	74.15	1.745	17:39:21.353
4 -			58.593	74.21	1.698	17:40:19.946
5 -			58.517	74.31	1.622	17:41:18.463
6 -			57.404 (2)	75.75	0.509	17:42:15.867
7 -			56.895 (1)	76.43		17:43:12.762
8 -			57.869	75.14	0.974	17:44:10.631
9 -			57.477 (3)	75.65	0.582	17:45:08.108

P21 18 EX Stuart ALBON			Honda -			
IDEAL LAP TIME : 1:04.173		BEST LAP TIME : 1:04.536		DIFFERENCE : 0.363		
LAP	SECTOR 1	SECTOR 2	LAP TIME	MPH	DIFF	TIME OF DAY
1 -		26.793	1:16.050	57.18	11.514	17:37:33.093
2 -	42.057	27.028	1:09.085	62.94	4.549	17:38:42.178
3 -	42.050	26.414	1:08.464	63.51	3.928	17:39:50.642
4 -	40.484	25.982	1:06.466	65.42	1.930	17:40:57.108
5 -	40.204	25.304	1:05.508	66.38	0.972	17:42:02.616
6 -	39.224	25.312	1:04.536 (1)	67.38		17:43:07.152
7 -	39.019	25.971	1:04.990 (3)	66.91	0.454	17:44:12.142
8 -	39.397	25.154	1:04.551 (2)	67.36	0.015	17:45:16.693

P22 112 UL Aaron LAING			Yamaha -			
IDEAL LAP TIME : 55.155		BEST LAP TIME : 55.009		DIFFERENCE : -0.146		
LAP	SECTOR 1	SECTOR 2	LAP TIME	MPH	DIFF	TIME OF DAY
1 -		22.475	1:02.375	69.71	7.366	17:37:19.418
2 -			55.009 (1)	79.05		17:38:14.427
3 -	33.491	21.973	55.464 (3)	78.40	0.455	17:39:09.891
4 -	33.182	22.250	55.432 (2)	78.44	0.423	17:40:05.323

Weather / Track : Cloudy / Dry

Brands Hatch Indy
Circuit Length = 1.2079 miles
Start: 17:36 Flag 17:44 End: 17:46

BMCRC - MRO Championships 2019 - Rnd 1 @ Brands Hatch Indy

BMCRC Thunderbike Extreme & Ultra

RACE 20 - BEST SECTORS

SECTOR 1			SECTOR 2			IDEAL / BEST COMPARISON						
POS	NO	NAME	TIME	NO	NAME	TIME	POS	NO	NAME	IDEAL	BEST	DIFF
									PERFECT LAP	49.925		
1	140	PATMORE	30.182	140	PATMORE	19.743	1	140	PATMORE	49.925	49.925	0.000
2	22	DOOLAN	30.808	54	SAUNDERS	20.256	2	22	DOOLAN	51.113	51.240	0.127
3	54	SAUNDERS	31.023	40	SHELVEY	20.285	3	54	SAUNDERS	51.279	51.425	0.146
4	40	SHELVEY	31.038	22	DOOLAN	20.305	4	40	SHELVEY	51.323	51.323	0.000
5	100	HOWTON	32.421	12	TAYLOR	21.003	5	12	TAYLOR	53.649	53.784	0.135
6	12	TAYLOR	32.646	100	HOWTON	21.270	6	100	HOWTON	53.691	54.124	0.433
7	228	EMERSON	32.796	117	STAGG	21.439	7	117	STAGG	54.392	54.337	-0.055
8	117	STAGG	32.953	226	HOBBS	21.738	8	228	EMERSON	54.547	54.898	0.351
9	112	LAING	33.182	228	EMERSON	21.751	9	112	LAING	55.155	55.009	-0.146
10	226	HOBBS	34.208	112	LAING	21.973	10	226	HOBBS	55.946	55.946	0.000
11	18	ALBON	39.019	303	NORTON	22.376	11	18	ALBON	1:04.173	1:04.536	0.363
12				18	ALBON	25.154	12	303	NORTON		53.005	
13							13	69	RUSSO		51.958	
14							14	1	CHAMBERLAIN		50.862	
15							15	16	WREN		53.943	
16							16	43	WILLSHER		51.199	
17							17	143	PALMER		49.354	
18							18	78	THOMAS		51.690	
19							19	52	MANTELL		53.878	
20							20	258	FRIEND		51.173	
21							21	404	RONALDSON		52.325	
22							22	24	REYNOLDS		56.895	

Weather / Track : Cloudy / Dry

Results can be found at www.tsl-timing.com

Brands Hatch Indy
Circuit Length = 1.2079 miles
Start: 17:36 Flag 17:44 End: 17:46

Printed - 17:47 Saturday, 09 March 2019

BMCRC - MRO Championships 2019 - Rnd 1 @ Brands Hatch Indy



BMCRC Thunderbike Extreme & Ultra

RACE 11 - GRID (12 Laps)

ROW 9	27	841	Shane YOUNG	26	58	Michael ALLEN	25	114	Ricky MARTIN
ROW 8	24	76	Jason BYARD	23	3	Tom BARRETT	22	18	Stuart ALBON 1:04.536
ROW 7	21	24	Mark REYNOLDS 56.895	20	226	Andrew HOBBS 55.946	19	112	Aaron LAING 55.009
ROW 6	18	228	Clive EMERSON 54.898	17	117	Ray STAGG 54.337	16	100	Craig HOWTON 54.124
ROW 5	15	16	Matthew WREN 53.943	14	52	Barry MANTELL 53.878	13	12	Russell TAYLOR 53.784
ROW 4	12	303	Adam NORTON 53.005	11	404	Martin RONALDSON 52.325	10	69	Tony RUSSO 51.958
ROW 3	9	78	Jamie THOMAS 51.690	8	54	Andrew SAUNDERS 51.425	7	40	David SHELVEY 51.323
ROW 2	6	22	Ben DOOLAN 51.240	5	43	Richard WILLSHER 51.199	4	258	Ande FRIEND 51.173
ROW 1	3	1	Barry CHAMBERLAIN 50.862	2	140	Aiden PATMORE 49.925	1	143	Steve PALMER 49.354
Pole									

Brands Hatch Indy
Circuit Length = 1.2079 miles

These results are provisional until the conclusion of any judicial and technical matters.

Clerk Of Course :	Timekeeper :
-------------------	--------------

Results can be found at www.tsl-timing.com

Printed - 10:29 Sunday, 10 March 2019



BMCRC - MRO Championships 2019 - Rnd 1 @ Brands Hatch Indy

BMCRC Thunderbike Extreme & Ultra

RACE 11 - CLASSIFICATION

POS	NO	CL	PIC NAME	ENTRY	LAPS	TIME	GAP	DIFF	MPH	BEST	ON
1	140	UL	1 Aiden PATMORE	Yamaha - TBR Performance/NW Roofing	10	8:30.507			85.18	49.793	6
2	54	EX	1 Andrew SAUNDERS	Suzuki - Icon Racing	10	8:39.321	8.814	8.814	83.73	50.499	7
3	1	UL	2 Barry CHAMBERLAIN	Suzuki - Airsys.co.uk	10	8:43.308	12.801	3.987	83.09	51.185	7
4	40	EX	2 David SHELVEY	Suzuki - ymark.com	10	8:44.323	13.816	1.015	82.93	51.015	9
5	258	UL	3 Ande FRIEND	Kawasaki - Flying colours MCT	10	8:45.596	15.089	1.273	82.73	51.305	7
6	78	UL	4 Jamie THOMAS	Suzuki - Team RubyRacing	10	8:51.508	21.001	5.912	81.81	51.532	4
7	69	EX	3 Tony RUSSO	Suzuki - Titan Elevators	10	8:56.552	26.045	5.044	81.04	52.181	7
8	16	UL	5 Matthew WREN	Suzuki - TBR performance	10	8:57.196	26.689	0.644	80.94	52.247	10
9	404	UL	6 Martin RONALDSON	Kawasaki -	10	9:04.073	33.566	6.877	79.92	53.224	8
10	12	EX	4 Russell TAYLOR	Suzuki -	10	9:12.556	42.049	8.483	78.69	53.998	7
11	100	EX	5 Craig HOWTON	Honda - Me	10	9:12.839	42.332	0.283	78.65	53.789	5
12	52	EX	6 Barry MANTELL	Honda - Swedish car connection	10	9:15.290	44.783	2.451	78.31	54.041	5
13	228	EX	7 Clive EMERSON	Honda -	10	9:15.763	45.256	0.473	78.24	54.168	5
14	24	EX	8 Mark REYNOLDS	Yamaha -	9	8:38.624	1 Lap	1 Lap	75.46	55.520	9

NOT CLASSIFIED

DNF	43	EX	Richard WILLISHER	Yamaha - Willsher Plant	9	7:47.515	1 Lap		83.71	50.659	7
DNF	117	EX	Ray STAGG	Suzuki -	9	8:18.623	1 Lap	31.108	78.49	54.152	6
DNF	143	UL	Steve PALMER	Yamaha - 4C8/Mk1 Transit racing	7	6:04.699	3 Laps	2 Laps	83.46	50.419	7
DNF	3	EX	Tom BARRETT	Honda - Aspire Classic Restorations	0						

FASTEST LAP

140	UL	Aiden PATMORE	Yamaha - TBR Performance/NW Roofing	6	49.793	87.33 mph	140.54 kph
54	EX	Andrew SAUNDERS	Suzuki - Icon Racing	7	50.499	86.11 mph	138.58 kph

Class UL - 92.5% of Race Speed = 78.79 mph

Class EX - 92.5% of Race Speed = 77.45 mph

Brands Hatch Indy
Circuit Length = 1.2079 miles
Start: 14:31 Flag 14:39 End: 14:41

Weather / Track : Cloudy / Dry

These results are provisional until the conclusion of any judicial and technical matters.

Clerk Of Course :	Timekeeper :
-------------------	--------------

Results can be found at www.tsl-timing.com

Printed - 14:46 Sunday, 10 March 2019



BMCRC - MRO Championships 2019 - Rnd 1 @ Brands Hatch Indy

BMCRC Thunderbike Extreme & Ultra

RACE 11 - LAP CHART

LAP 1 @ 14:32:15.358		
NO	BEHIND	LAP TIME

140		57.553
143	0.879	58.432
43	0.943	58.496
1	0.991	58.544
258	1.263	58.816
54	1.501	59.054
40	1.881	59.434
78	2.152	59.705
16	2.455	1:00.008
404	3.405	1:00.958
69	4.116	1:01.669
52	4.381	1:01.934
100	4.495	1:02.048
117	4.821	1:02.374
12	5.204	1:02.757
228	5.788	1:03.341
24	6.722	1:04.275

LAP 4 @ 14:34:47.125		
NO	BEHIND	LAP TIME

140		50.174
1	3.552	51.436
143	3.613	51.344
43	3.780	51.248
54	4.093	50.865
258	5.385	51.488
40	5.782	51.463
78	6.969	51.532
16	11.358	53.321
69	11.684	52.552
404	12.651	53.620
117	16.559	54.377
12	16.755	54.473
100	17.131	54.469
228	17.477	54.469
52	18.330	56.374
24	25.754	57.242

LAP 7 @ 14:37:16.966		
NO	BEHIND	LAP TIME

140		49.911
143	5.538	50.419
43	6.272	50.659
54	7.352	50.499
1	7.996	51.185
258	10.279	51.305
40	10.594	51.173
78	13.028	51.770
69	19.803	52.181
16	20.727	52.539
404	23.392	53.552
117	29.314	54.289
12	29.424	53.998
100	29.993	54.635
228	30.551	54.474
52	31.146	54.097
24	47.610	56.973

1	12.801	52.718
40	13.816	51.161
258	15.089	51.544
78	21.001	53.576
69	26.045	52.972
16	26.689	52.247
404	33.566	54.258
12	42.049	54.532
100	42.332	54.153
52	44.783	55.650
228	45.256	56.482

LAP 2 @ 14:33:06.496		
NO	BEHIND	LAP TIME

140		51.138
1	1.269	51.416
143	1.584	51.843
43	1.836	52.031
258	2.524	52.399
54	2.741	52.378
40	3.182	52.439
78	3.875	52.861
16	4.863	53.546
404	5.964	53.697
69	6.223	53.245
52	8.055	54.812
100	8.220	54.863
117	8.575	54.892
12	8.636	54.570
228	9.065	54.415
24	12.135	56.551

LAP 5 @ 14:35:37.262		
NO	BEHIND	LAP TIME

140		50.137
143	4.193	50.717
43	4.383	50.740
1	5.176	51.761
54	5.239	51.283
258	6.919	51.671
40	7.288	51.643
78	8.857	52.025
69	14.944	53.397
16	15.093	53.872
404	16.103	53.589
117	20.577	54.155
100	20.783	53.789
12	20.935	54.317
228	21.508	54.168
52	22.234	54.041
24	33.217	57.600

LAP 8 @ 14:38:06.958		
NO	BEHIND	LAP TIME

140		49.992
43	7.368	51.088
54	8.079	50.719
1	9.687	51.683
258	12.581	52.294
40	12.994	52.392
78	15.843	52.807
69	22.109	52.298
16	23.161	52.426
404	26.624	53.224
12	34.553	55.121
117	34.776	55.454
100	35.016	55.015
228	35.338	54.779
52	35.542	54.388

LAP 3 @ 14:33:56.951		
NO	BEHIND	LAP TIME

140		50.455
1	2.290	51.476
143	2.443	51.314
43	2.706	51.325
54	3.402	51.116
258	4.071	52.002
40	4.493	51.766
78	5.611	52.191
16	8.211	53.803
404	9.205	53.696
69	9.306	53.538
52	12.130	54.530
117	12.356	54.236
12	12.456	54.275
100	12.836	55.071
228	13.182	54.572
24	18.686	57.006

LAP 6 @ 14:36:27.055		
NO	BEHIND	LAP TIME

140		49.793
143	5.030	50.630
43	5.524	50.934
1	6.722	51.339
54	6.764	51.318
258	8.885	51.759
40	9.332	51.837
78	11.169	52.105
69	17.533	52.382
16	18.099	52.799
404	19.751	53.441
117	24.936	54.152
100	25.269	54.279
12	25.337	54.195
228	25.988	54.273
52	26.960	54.519
24	40.548	57.124

LAP 9 @ 14:38:57.691		
NO	BEHIND	LAP TIME

140		50.733
24	1 Lap	56.333
43	7.629	50.994
54	8.037	50.691
1	10.704	51.750
40	13.276	51.015
258	14.166	52.318
78	18.046	52.936
69	23.694	52.318
16	25.063	52.635
404	29.929	54.038
12	38.138	54.318
117	38.737	54.694
100	38.800	54.517
228	39.395	54.790
52	39.754	54.945

LAP 10 @ 14:39:48.312		
NO	BEHIND	LAP TIME

140		50.621
24	1 Lap	55.520
54	8.814	51.398

Weather / Track : Cloudy / Dry

Results can be found at www.tsl-timing.com

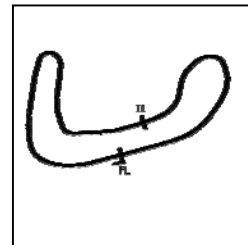
Brands Hatch Indy
Circuit Length = 1.2079 miles
Start: 14:31 Flag 14:39 End: 14:41

Printed - 14:47 Sunday, 10 March 2019

BMCRC - MRO Championships 2019 - Rnd 1 @ Brands Hatch Indy

BMCRC Thunderbike Extreme & Ultra

RACE 11 - SECTOR ANALYSIS



SECTOR 1 = FL to I1, SECTOR 2 = I1 to FL, DIFF = Difference To Personal Best Lap, P = Crossed Finish Line in Pit Lane, D = Time Disallowed

P1 140 UL		Aiden PATMORE		Yamaha - TBR Performance/NW Roofing		
IDEAL LAP TIME : 49.698		BEST LAP TIME : 49.793		DIFFERENCE : 0.095		
LAP	SECTOR 1	SECTOR 2	LAP TIME	MPH	DIFF	TIME OF DAY
1 -		20.547	57.553	75.55	7.760	14:32:15.358
2 -	30.975	20.163	51.138	85.03	1.345	14:33:06.496
3 -	30.441	20.014	50.455	86.18	0.662	14:33:56.951
4 -	30.106	20.068	50.174	86.67	0.381	14:34:47.125
5 -	30.116	20.021	50.137	86.73	0.344	14:35:37.262
6 -	29.928	19.865	49.793 (1)	87.33		14:36:27.055
7 -	30.141	19.770	49.911 (2)	87.12	0.118	14:37:16.966
8 -	30.111	19.881	49.992 (3)	86.98	0.199	14:38:06.958
9 -	30.457	20.276	50.733	85.71	0.940	14:38:57.691
10 -	30.265	20.356	50.621	85.90	0.828	14:39:48.312

P2 54 EX		Andrew SAUNDERS		Suzuki - Icon Racing		
IDEAL LAP TIME : 50.499		BEST LAP TIME : 50.499		DIFFERENCE : 0.000		
LAP	SECTOR 1	SECTOR 2	LAP TIME	MPH	DIFF	TIME OF DAY
1 -		20.788	59.054	73.63	8.555	14:32:16.859
2 -	31.983	20.395	52.378	83.02	1.879	14:33:09.237
3 -	30.940	20.176	51.116	85.07	0.617	14:34:00.353
4 -	30.721	20.144	50.865	85.49	0.366	14:34:51.218
5 -	31.268	20.015	51.283	84.79	0.784	14:35:42.501
6 -	31.109	20.209	51.318	84.73	0.819	14:36:33.819
7 -	30.496	20.003	50.499 (1)	86.11		14:37:24.318
8 -	30.519	20.200	50.719 (3)	85.73	0.220	14:38:15.037
9 -	30.615	20.076	50.691 (2)	85.78	0.192	14:39:05.728
10 -	30.754	20.644	51.398	84.60	0.899	14:39:57.126

P3 1 UL		Barry CHAMBERLAIN		Suzuki - Airsys.co.uk		
IDEAL LAP TIME : 51.133		BEST LAP TIME : 51.185		DIFFERENCE : 0.052		
LAP	SECTOR 1	SECTOR 2	LAP TIME	MPH	DIFF	TIME OF DAY
1 -		20.683	58.544	74.27	7.359	14:32:16.349
2 -	31.141	20.275	51.416 (3)	84.57	0.231	14:33:07.765
3 -	31.018	20.458	51.476	84.47	0.291	14:33:59.241
4 -	30.984	20.452	51.436	84.54	0.251	14:34:50.677
5 -	31.526	20.235	51.761	84.01	0.576	14:35:42.438
6 -	30.935	20.404	51.339 (2)	84.70	0.154	14:36:33.777
7 -	30.898	20.287	51.185 (1)	84.95		14:37:24.962
8 -	31.288	20.395	51.683	84.13	0.498	14:38:16.645
9 -	31.135	20.615	51.750	84.03	0.565	14:39:08.395
10 -	31.872	20.846	52.718	82.48	1.533	14:40:01.113

P4 40 EX		David SHELVEY		Suzuki - ymark.com		
IDEAL LAP TIME : 50.994		BEST LAP TIME : 51.015		DIFFERENCE : 0.021		
LAP	SECTOR 1	SECTOR 2	LAP TIME	MPH	DIFF	TIME OF DAY
1 -		20.856	59.434	73.16	8.419	14:32:17.239
2 -	31.863	20.576	52.439	82.92	1.424	14:33:09.678
3 -	31.185	20.581	51.766	84.00	0.751	14:34:01.444
4 -	30.854	20.609	51.463	84.49	0.448	14:34:52.907
5 -	31.101	20.542	51.643	84.20	0.628	14:35:44.550
6 -	31.023	20.814	51.837	83.88	0.822	14:36:36.387
7 -	30.770	20.403	51.173 (3)	84.97	0.158	14:37:27.560
8 -	31.495	20.897	52.392	83.00	1.377	14:38:19.952
9 -	30.686	20.329	51.015 (1)	85.24		14:39:10.967
10 -	30.853	20.308	51.161 (2)	84.99	0.146	14:40:02.128

P5 258 UL		Ande FRIEND		Kawasaki - Flying colours MCT		
IDEAL LAP TIME : 51.305		BEST LAP TIME : 51.305		DIFFERENCE : 0.000		
LAP	SECTOR 1	SECTOR 2	LAP TIME	MPH	DIFF	TIME OF DAY

Weather / Track : Cloudy / Dry

Brands Hatch Indy
Circuit Length = 1.2079 miles
Start: 14:31 Flag 14:39 End: 14:41

BMCRC - MRO Championships 2019 - Rnd 1 @ Brands Hatch Indy

BMCRC Thunderbike Extreme & Ultra

RACE 11 - SECTOR ANALYSIS



SECTOR 1 = FL to I1, SECTOR 2 = I1 to FL, DIFF = Difference To Personal Best Lap, P = Crossed Finish Line in Pit Lane, D = Time Disallowed

1 -		20.789	58.816	73.93	7.511	14:32:16.621
2 -	31.852	20.547	52.399	82.99	1.094	14:33:09.020
3 -	31.594	20.408	52.002	83.62	0.697	14:34:01.022
4 -	31.073	20.415	51.488 (2)	84.45	0.183	14:34:52.510
5 -	31.298	20.373	51.671	84.15	0.366	14:35:44.181
6 -	31.209	20.550	51.759	84.01	0.454	14:36:35.940
7 -	30.973	20.332	51.305 (1)	84.75		14:37:27.245
8 -	31.613	20.681	52.294	83.15	0.989	14:38:19.539
9 -	31.761	20.557	52.318	83.11	1.013	14:39:11.857
10 -	31.197	20.347	51.544 (3)	84.36	0.239	14:40:03.401

P6 78 UL		Jamie THOMAS		Suzuki - Team RubyRacing			
IDEAL LAP TIME : 51.532		BEST LAP TIME : 51.532		DIFFERENCE : 0.000			
LAP	SECTOR 1	SECTOR 2	LAP TIME	MPH	DIFF	TIME OF DAY	
1 -		20.866	59.705	72.83	8.173	14:32:17.510	
2 -	32.054	20.807	52.861	82.26	1.329	14:33:10.371	
3 -	31.513	20.678	52.191	83.32	0.659	14:34:02.562	
4 -	31.006	20.526	51.532 (1)	84.38		14:34:54.094	
5 -	31.303	20.722	52.025 (3)	83.58	0.493	14:35:46.119	
6 -			52.105	83.45	0.573	14:36:38.224	
7 -	31.143	20.627	51.770 (2)	83.99	0.238	14:37:29.994	
8 -	31.765	21.042	52.807	82.34	1.275	14:38:22.801	
9 -	31.900	21.036	52.936	82.14	1.404	14:39:15.737	
10 -	32.247	21.329	53.576	81.16	2.044	14:40:09.313	

P7 69 EX		Tony RUSSO		Suzuki - Titan Elevators			
IDEAL LAP TIME : 52.179		BEST LAP TIME : 52.181		DIFFERENCE : 0.002			
LAP	SECTOR 1	SECTOR 2	LAP TIME	MPH	DIFF	TIME OF DAY	
1 -		21.486	1:01.669	70.51	9.488	14:32:19.474	
2 -	32.572	20.673	53.245	81.67	1.064	14:33:12.719	
3 -	32.392	21.146	53.538	81.22	1.357	14:34:06.257	
4 -	31.837	20.715	52.552	82.74	0.371	14:34:58.809	
5 -	32.487	20.910	53.397	81.43	1.216	14:35:52.206	
6 -	31.838	20.544	52.382	83.01	0.201	14:36:44.588	
7 -	31.746	20.435	52.181 (1)	83.33		14:37:36.769	
8 -	31.865	20.433	52.298 (2)	83.15	0.117	14:38:29.067	
9 -	31.747	20.571	52.318 (3)	83.11	0.137	14:39:21.385	
10 -	31.935	21.037	52.972	82.09	0.791	14:40:14.357	

P8 16 UL		Matthew WREN		Suzuki - TBR performance			
IDEAL LAP TIME : 52.247		BEST LAP TIME : 52.247		DIFFERENCE : 0.000			
LAP	SECTOR 1	SECTOR 2	LAP TIME	MPH	DIFF	TIME OF DAY	
1 -		20.979	1:00.008	72.46	7.761	14:32:17.813	
2 -	32.671	20.875	53.546	81.21	1.299	14:33:11.359	
3 -	32.770	21.033	53.803	80.82	1.556	14:34:05.162	
4 -	32.440	20.881	53.321	81.55	1.074	14:34:58.483	
5 -	32.505	21.367	53.872	80.72	1.625	14:35:52.355	
6 -	32.177	20.622	52.799	82.36	0.552	14:36:45.154	
7 -	32.027	20.512	52.539 (3)	82.76	0.292	14:37:37.693	
8 -	31.924	20.502	52.426 (2)	82.94	0.179	14:38:30.119	
9 -	31.940	20.695	52.635	82.61	0.388	14:39:22.754	
10 -	31.792	20.455	52.247 (1)	83.23		14:40:15.001	

P9 404 UL		Martin RONALDSON		Kawasaki -			
IDEAL LAP TIME : 53.032		BEST LAP TIME : 53.224		DIFFERENCE : 0.192			
LAP	SECTOR 1	SECTOR 2	LAP TIME	MPH	DIFF	TIME OF DAY	
1 -		21.272	1:00.958	71.33	7.734	14:32:18.763	
2 -	32.481	21.216	53.697	80.98	0.473	14:33:12.460	
3 -	32.440	21.256	53.696	80.98	0.472	14:34:06.156	
4 -	32.510	21.110	53.620	81.10	0.396	14:34:59.776	

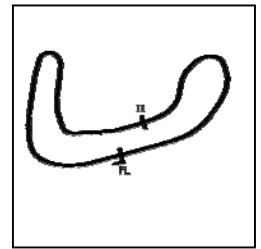
Weather / Track : Cloudy / Dry

Brands Hatch Indy
Circuit Length = 1.2079 miles
Start: 14:31 Flag 14:39 End: 14:41

BMCRC - MRO Championships 2019 - Rnd 1 @ Brands Hatch Indy

BMCRC Thunderbike Extreme & Ultra

RACE 11 - SECTOR ANALYSIS



SECTOR 1 = FL to I1, SECTOR 2 = I1 to FL, DIFF = Difference To Personal Best Lap, P = Crossed Finish Line in Pit Lane, D = Time Disallowed

5 -	32.375	21.214	53.589	81.14	0.365	14:35:53.365
6 -	32.176	21.265	53.441 (2)	81.37	0.217	14:36:46.806
7 -	32.203	21.349	53.552 (3)	81.20	0.328	14:37:40.358
8 -	31.922	21.302	53.224 (1)	81.70		14:38:33.582
9 -	32.796	21.242	54.038	80.47	0.814	14:39:27.620
10 -	32.887	21.371	54.258	80.14	1.034	14:40:21.878

P10	12 EX	Russell TAYLOR	Suzuki -
IDEAL LAP TIME : 53.712		BEST LAP TIME : 53.998	DIFFERENCE : 0.286

LAP	SECTOR 1	SECTOR 2	LAP TIME	MPH	DIFF	TIME OF DAY
1 -		21.863	1:02.757	69.29	8.759	14:32:20.562
2 -	33.233	21.337	54.570	79.68	0.572	14:33:15.132
3 -	33.146	21.129	54.275 (3)	80.12	0.277	14:34:09.407
4 -	33.351	21.122	54.473	79.83	0.475	14:35:03.880
5 -	32.908	21.409	54.317	80.05	0.319	14:35:58.197
6 -	32.997	21.198	54.195 (2)	80.23	0.197	14:36:52.392
7 -	32.590	21.408	53.998 (1)	80.53		14:37:46.390
8 -	33.174	21.947	55.121	78.89	1.123	14:38:41.511
9 -	32.871	21.447	54.318	80.05	0.320	14:39:35.829
10 -	33.219	21.313	54.532	79.74	0.534	14:40:30.361

P11	100 EX	Craig HOWTON	Honda - Me
IDEAL LAP TIME : 53.789		BEST LAP TIME : 53.789	DIFFERENCE : 0.000

LAP	SECTOR 1	SECTOR 2	LAP TIME	MPH	DIFF	TIME OF DAY
1 -		21.510	1:02.048	70.08	8.259	14:32:19.853
2 -	33.297	21.566	54.863	79.26	1.074	14:33:14.716
3 -	33.754	21.317	55.071	78.96	1.282	14:34:09.787
4 -	33.201	21.268	54.469	79.83	0.680	14:35:04.256
5 -	32.543	21.246	53.789 (1)	80.84		14:35:58.045
6 -	32.939	21.340	54.279 (3)	80.11	0.490	14:36:52.324
7 -	32.849	21.786	54.635	79.59	0.846	14:37:46.959
8 -	32.867	22.148	55.015	79.04	1.226	14:38:41.974
9 -	33.237	21.280	54.517	79.76	0.728	14:39:36.491
10 -	32.746	21.407	54.153 (2)	80.30	0.364	14:40:30.644

P12	52 EX	Barry MANTELL	Honda - Swedish car connection
IDEAL LAP TIME : 54.000		BEST LAP TIME : 54.041	DIFFERENCE : 0.041

LAP	SECTOR 1	SECTOR 2	LAP TIME	MPH	DIFF	TIME OF DAY
1 -		22.112	1:01.934	70.21	7.893	14:32:19.739
2 -	33.067	21.745	54.812	79.33	0.771	14:33:14.551
3 -	32.961	21.569	54.530	79.74	0.489	14:34:09.081
4 -	34.623	21.751	56.374	77.13	2.333	14:35:05.455
5 -	32.611	21.430	54.041 (1)	80.46		14:35:59.496
6 -	32.814	21.705	54.519	79.76	0.478	14:36:54.015
7 -	32.708	21.389	54.097 (2)	80.38	0.056	14:37:48.112
8 -	32.771	21.617	54.388 (3)	79.95	0.347	14:38:42.500
9 -	33.222	21.723	54.945	79.14	0.904	14:39:37.445
10 -	34.091	21.559	55.650	78.14	1.609	14:40:33.095

P13	228 EX	Clive EMERSON	Honda -
IDEAL LAP TIME : 54.044		BEST LAP TIME : 54.168	DIFFERENCE : 0.124

LAP	SECTOR 1	SECTOR 2	LAP TIME	MPH	DIFF	TIME OF DAY
1 -		22.057	1:03.341	68.65	9.173	14:32:21.146
2 -	33.102	21.313	54.415 (3)	79.91	0.247	14:33:15.561
3 -	33.227	21.345	54.572	79.68	0.404	14:34:10.133
4 -	33.182	21.287	54.469	79.83	0.301	14:35:04.602
5 -	32.774	21.394	54.168 (1)	80.27		14:35:58.770
6 -	32.757	21.516	54.273 (2)	80.12	0.105	14:36:53.043
7 -	32.948	21.526	54.474	79.82	0.306	14:37:47.517
8 -	33.103	21.676	54.779	79.38	0.611	14:38:42.296

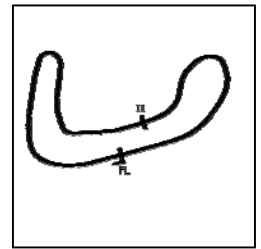
Weather / Track : Cloudy / Dry

Brands Hatch Indy
Circuit Length = 1.2079 miles
Start: 14:31 Flag 14:39 End: 14:41

BMCRC - MRO Championships 2019 - Rnd 1 @ Brands Hatch Indy

BMCRC Thunderbike Extreme & Ultra

RACE 11 - SECTOR ANALYSIS



SECTOR 1 = FL to I1, SECTOR 2 = I1 to FL, DIFF = Difference To Personal Best Lap, P = Crossed Finish Line in Pit Lane, D = Time Disallowed

9 -	33.329	21.461	54.790	79.36	0.622	14:39:37.086
10 -	34.940	21.542	56.482	76.99	2.314	14:40:33.568

P14 24 EX		Mark REYNOLDS		Yamaha -			
IDEAL LAP TIME : 55.374		BEST LAP TIME : 55.520		DIFFERENCE : 0.146			
LAP	SECTOR 1	SECTOR 2	LAP TIME	MPH	DIFF	TIME OF DAY	
1 -		22.373	1:04.275	67.65	8.755	14:32:22.080	
2 -	34.537	22.014	56.551 (3)	76.89	1.031	14:33:18.631	
3 -	34.695	22.311	57.006	76.28	1.486	14:34:15.637	
4 -	35.042	22.200	57.242	75.96	1.722	14:35:12.879	
5 -	35.257	22.343	57.600	75.49	2.080	14:36:10.479	
6 -	34.676	22.448	57.124	76.12	1.604	14:37:07.603	
7 -	34.872	22.101	56.973	76.32	1.453	14:38:04.576	
8 -	34.493	21.840	56.333 (2)	77.19	0.813	14:39:00.909	
9 -	33.534	21.986	55.520 (1)	78.32		14:39:56.429	

P15 43 EX		Richard WILLsher		Yamaha - Willsher Plant			
IDEAL LAP TIME : 50.558		BEST LAP TIME : 50.659		DIFFERENCE : 0.101			
LAP	SECTOR 1	SECTOR 2	LAP TIME	MPH	DIFF	TIME OF DAY	
1 -		21.170	58.496	74.33	7.837	14:32:16.301	
2 -	31.477	20.554	52.031	83.57	1.372	14:33:08.332	
3 -	31.026	20.299	51.325	84.72	0.666	14:33:59.657	
4 -	31.144	20.104	51.248	84.85	0.589	14:34:50.905	
5 -	30.815	19.925	50.740 (2)	85.70	0.081	14:35:41.645	
6 -	30.751	20.183	50.934 (3)	85.37	0.275	14:36:32.579	
7 -	30.633	20.026	50.659 (1)	85.84		14:37:23.238	
8 -	30.970	20.118	51.088	85.11	0.429	14:38:14.326	
9 -	30.788	20.206	50.994	85.27	0.335	14:39:05.320	

P16 117 EX		Ray STAGG		Suzuki -			
IDEAL LAP TIME : 53.907		BEST LAP TIME : 54.152		DIFFERENCE : 0.245			
LAP	SECTOR 1	SECTOR 2	LAP TIME	MPH	DIFF	TIME OF DAY	
1 -		21.606	1:02.374	69.71	8.222	14:32:20.179	
2 -	33.380	21.512	54.892	79.22	0.740	14:33:15.071	
3 -	32.926	21.310	54.236 (3)	80.17	0.084	14:34:09.307	
4 -	33.151	21.226	54.377	79.97	0.225	14:35:03.684	
5 -	32.773	21.382	54.155 (2)	80.29	0.003	14:35:57.839	
6 -	32.991	21.161	54.152 (1)	80.30		14:36:51.991	
7 -	32.746	21.543	54.289	80.10	0.137	14:37:46.280	
8 -	33.455	21.999	55.454	78.41	1.302	14:38:41.734	
9 -	33.147	21.547	54.694	79.50	0.542	14:39:36.428	

P17 143 UL		Steve PALMER		Yamaha - 4C8/Mk1 Transit racing			
IDEAL LAP TIME : 50.392		BEST LAP TIME : 50.419		DIFFERENCE : 0.027			
LAP	SECTOR 1	SECTOR 2	LAP TIME	MPH	DIFF	TIME OF DAY	
1 -		20.660	58.432	74.42	8.013	14:32:16.237	
2 -	31.219	20.624	51.843	83.88	1.424	14:33:08.080	
3 -	31.031	20.283	51.314	84.74	0.895	14:33:59.394	
4 -	31.092	20.252	51.344	84.69	0.925	14:34:50.738	
5 -	30.646	20.071	50.717 (3)	85.74	0.298	14:35:41.455	
6 -	30.494	20.136	50.630 (2)	85.88	0.211	14:36:32.085	
7 -	30.521	19.898	50.419 (1)	86.24		14:37:22.504	

Weather / Track : Cloudy / Dry

Brands Hatch Indy
Circuit Length = 1.2079 miles
Start: 14:31 Flag 14:39 End: 14:41

BMCRC - MRO Championships 2019 - Rnd 1 @ Brands Hatch Indy

BMCRC Thunderbike Extreme & Ultra

RACE 11 - BEST SECTORS

SECTOR 1			SECTOR 2			IDEAL / BEST COMPARISON						
POS	NO	NAME	TIME	NO	NAME	TIME	POS	NO	NAME	IDEAL	BEST	DIFF
									PERFECT LAP	49.698		
1	140	PATMORE	29.928	140	PATMORE	19.770	1	140	PATMORE	49.698	49.793	0.095
2	143	PALMER	30.494	143	PALMER	19.898	2	143	PALMER	50.392	50.419	0.027
3	54	SAUNDERS	30.496	43	WILLSHER	19.925	3	54	SAUNDERS	50.499	50.499	0.000
4	43	WILLSHER	30.633	54	SAUNDERS	20.003	4	43	WILLSHER	50.558	50.659	0.101
5	40	SHELVEY	30.686	1	CHAMBERLAIN	20.235	5	40	SHELVEY	50.994	51.015	0.021
6	1	CHAMBERLAIN	30.898	40	SHELVEY	20.308	6	1	CHAMBERLAIN	51.133	51.185	0.052
7	258	FRIEND	30.973	258	FRIEND	20.332	7	258	FRIEND	51.305	51.305	0.000
8	78	THOMAS	31.006	69	RUSSO	20.433	8	78	THOMAS	51.532	51.532	0.000
9	69	RUSSO	31.746	16	WREN	20.455	9	69	RUSSO	52.179	52.181	0.002
10	16	WREN	31.792	78	THOMAS	20.526	10	16	WREN	52.247	52.247	0.000
11	404	RONALDSON	31.922	404	RONALDSON	21.110	11	404	RONALDSON	53.032	53.224	0.192
12	100	HOWTON	32.543	12	TAYLOR	21.122	12	12	TAYLOR	53.712	53.998	0.286
13	12	TAYLOR	32.590	117	STAGG	21.161	13	100	HOWTON	53.789	53.789	0.000
14	52	MANTELL	32.611	100	HOWTON	21.246	14	117	STAGG	53.907	54.152	0.245
15	117	STAGG	32.746	228	EMERSON	21.287	15	52	MANTELL	54.000	54.041	0.041
16	228	EMERSON	32.757	52	MANTELL	21.389	16	228	EMERSON	54.044	54.168	0.124
17	24	REYNOLDS	33.534	24	REYNOLDS	21.840	17	24	REYNOLDS	55.374	55.520	0.146
18												

Weather / Track : Cloudy / Dry

Results can be found at www.tsl-timing.com

Brands Hatch Indy
Circuit Length = 1.2079 miles
Start: 14:31 Flag 14:39 End: 14:41

Printed - 14:47 Sunday, 10 March 2019

BMCRC - MRO Championships 2019 - Rnd 1 @ Brands Hatch Indy

BMCRC Thunderbike Extreme & Ultra

RACE 21 - GRID (10 Laps)

ROW 9	27	841	Shane YOUNG	26	58	Michael ALLEN	25	114	Ricky MARTIN
ROW 8	24	76	Jason BYARD	23	18	Stuart ALBON	22	226	Andrew HOBBS
ROW 7	21	112	Aaron LAING	20	303	Adam NORTON	19	22	Ben DOOLAN
ROW 6	18	3	Tom BARRETT	17	24	Mark REYNOLDS	16	228	Clive EMERSON
ROW 5	15	117	Ray STAGG	14	52	Barry MANTELL	13	12	Russell TAYLOR
ROW 4	12	100	Craig HOWTON	11	404	Martin RONALDSON	10	16	Matthew WREN
ROW 3	9	69	Tony RUSSO	8	78	Jamie THOMAS	7	258	Ande FRIEND
ROW 2	6	1	Barry CHAMBERLAIN	5	40	David SHELVEY	4	43	Richard WILLISHER
ROW 1	3	54	Andrew SAUNDERS	2	143	Steve PALMER	1	140	Aiden PATMORE
									Pole

Brands Hatch Indy
Circuit Length = 1.2079 miles

These results are provisional until the conclusion of any judicial and technical matters.

Clerk Of Course :		Timekeeper :
-------------------	--	--------------

Results can be found at www.tsl-timing.com

Printed - 14:52 Sunday, 10 March 2019



BMCRC - MRO Championships 2019 - Rnd 1 @ Brands Hatch Indy

BMCRC Thunderbike Extreme & Ultra

RACE 21 - CLASSIFICATION

POS	NO	CL	PIC NAME	ENTRY	LAPS	TIME	GAP	DIFF	MPH	BEST	ON
1	140	UL	1 Aiden PATMORE	Yamaha - TBR Performance/NW Roofing	10	8:29.139			85.41	49.542	10
2	143	UL	2 Steve PALMER	Yamaha - 4C8/Mk1 Transit racing	10	8:29.939	0.800	0.800	85.27	49.902	10
3	54	EX	1 Andrew SAUNDERS	Suzuki - Icon Racing	10	8:41.052	11.913	11.113	83.45	51.139	5
4	40	EX	2 David SHELVEY	Suzuki - ymark.com	10	8:42.785	13.646	1.733	83.18	51.313	4
5	78	UL	3 Jamie THOMAS	Suzuki - Team RubyRacing	10	8:48.909	19.770	6.124	82.21	52.100	5
6	258	UL	4 Ande FRIEND	Kawasaki - Flying colours MCT	10	8:49.040	19.901	0.131	82.19	51.844	3
7	16	UL	5 Matthew WREN	Suzuki - TBR performance	10	9:00.339	31.200	11.299	80.47	53.155	3
8	404	UL	6 Martin RONALDSON	Kawasaki -	10	9:07.176	38.037	6.837	79.47	53.177	5
9	12	EX	3 Russell TAYLOR	Suzuki -	10	9:07.300	38.161	0.124	79.45	53.596	7
10	69	EX	4 Tony RUSSO	Suzuki - Titan Elevators	10	9:07.369	38.230	0.069	79.44	52.938	4
11	52	EX	5 Barry MANTELL	Honda - Swedish car connection	10	9:10.931	41.792	3.562	78.93	53.941	9
12	228	EX	6 Clive EMERSON	Honda -	10	9:22.034	52.895	11.103	77.37	54.811	2
13	1	UL	7 Barry CHAMBERLAIN	Suzuki - Airsys.co.uk	9	8:51.528	1 Lap	1 Lap	73.63	54.298	2
14	24	EX	7 Mark REYNOLDS	Yamaha -	9	8:53.902	1 Lap	2.374	73.30	57.080	9

FASTEST LAP

140	UL	Aiden PATMORE	Yamaha - TBR Performance/NW Roofing	10	49.542	87.77 mph	141.26 kph
54	EX	Andrew SAUNDERS	Suzuki - Icon Racing	5	51.139	85.03 mph	136.85 kph

Class UL - 92.5% of Race Speed = 79.00 mph

Class EX - 92.5% of Race Speed = 77.19 mph

Brands Hatch Indy
Circuit Length = 1.2079 miles
Start: 16:59 Flag 17:07 End: 17:08

Weather / Track : Cloudy / Dry

These results are provisional until the conclusion of any judicial and technical matters.

Clerk Of Course :

Timekeeper :

Results can be found at www.tsl-timing.com

Printed - 17:12 Sunday, 10 March 2019



BMCRC - MRO Championships 2019 - Rnd 1 @ Brands Hatch Indy

BMCRC Thunderbike Extreme & Ultra

RACE 21 - LAP CHART

LAP 1 @ 17:00:25.302

NO	BEHIND	LAP TIME
54		56.620
143	0.253	56.873
40	0.308	56.928
140	0.424	57.044
78	1.255	57.875
258	2.171	58.791
16	2.507	59.127
1	3.429	1:00.049
404	3.990	1:00.610
12	4.269	1:00.889
52	4.316	1:00.936
69	4.613	1:01.233
228	5.269	1:01.889
24	8.988	1:05.608

LAP 2 @ 17:01:16.850

NO	BEHIND	LAP TIME
140		51.124
143	0.639	51.934
54	0.858	52.406
40	1.176	52.416
78	2.059	52.352
258	2.823	52.200
16	4.181	53.222
1	6.179	54.298
12	7.308	54.587
404	7.621	55.179
52	7.818	55.050
69	7.900	54.835
228	8.532	54.811
24	16.301	58.861

LAP 3 @ 17:02:07.097

NO	BEHIND	LAP TIME
140		50.247
143	0.855	50.463
54	2.439	51.828
40	2.796	51.867
78	4.190	52.378
258	4.420	51.844
16	7.089	53.155
12	10.972	53.911
69	12.344	54.691
404	12.452	55.078
52	12.733	55.162
1	12.793	56.861
228	13.437	55.152
24	25.340	59.286

LAP 4 @ 17:02:57.031

NO	BEHIND	LAP TIME
140		49.934
143	0.944	50.023
54	3.865	51.360
40	4.175	51.313
78	6.431	52.175
258	6.805	52.319
16	10.761	53.606
12	15.186	54.148
69	15.348	52.938

404	16.213	53.695
52	16.942	54.143
228	18.731	55.228
1	20.829	57.970
24	34.115	58.709

LAP 5 @ 17:03:46.917

NO	BEHIND	LAP TIME
140		49.886
143	1.004	49.946
54	5.118	51.139
40	5.826	51.537
78	8.645	52.100
258	8.918	51.999
16	14.200	53.325
12	18.983	53.683
69	19.144	53.682
404	19.504	53.177
52	21.188	54.132
228	24.023	55.178
1	31.341	1:00.398
24	43.143	58.914

LAP 6 @ 17:04:37.170

NO	BEHIND	LAP TIME
140		50.253
143	0.848	50.097
54	6.508	51.643
40	7.418	51.845
78	11.049	52.657
258	11.171	52.506
16	17.726	53.779
12	22.889	54.159
69	22.989	54.098
404	23.543	54.292
52	26.035	55.100
228	29.683	55.913
1	42.786	1:01.698

LAP 7 @ 17:05:27.674

NO	BEHIND	LAP TIME
140		50.504
143	0.694	50.350
24	1 Lap	59.453
54	7.639	51.635
40	8.674	51.760
258	12.816	52.149
78	12.880	52.335
16	20.811	53.589
12	25.981	53.596
69	26.231	53.746
404	26.811	53.772
52	29.573	54.042
228	35.633	56.454

LAP 8 @ 17:06:18.189

NO	BEHIND	LAP TIME
140		50.515
143	0.476	50.297
1	1 Lap	1:00.502
54	8.693	51.569
24	1 Lap	58.277

40	9.812	51.653
78	14.522	52.157
258	14.755	52.454
16	24.103	53.807
12	29.599	54.133
69	29.699	53.983
404	29.947	53.651
52	33.490	54.432
228	41.935	56.817

LAP 9 @ 17:07:08.279

NO	BEHIND	LAP TIME
140		50.090
143	0.440	50.054
54	9.823	51.220
40	11.645	51.923
1	1 Lap	59.553
78	17.163	52.731
258	17.201	52.536
24	1 Lap	57.714
16	27.583	53.570
12	33.544	54.035
404	33.698	53.841
69	33.723	54.114
52	37.341	53.941
228	47.446	55.601

LAP 10 @ 17:07:57.821

NO	BEHIND	LAP TIME
140		49.542
143	0.800	49.902
54	11.913	51.632
40	13.646	51.543
78	19.770	52.149
258	19.901	52.242
1	1 Lap	1:00.199
24	1 Lap	57.080
16	31.200	53.159
404	38.037	53.881
12	38.161	54.159
69	38.230	54.049
52	41.792	53.993
228	52.895	54.991

Weather / Track : Cloudy / Dry

Results can be found at www.tsl-timing.com

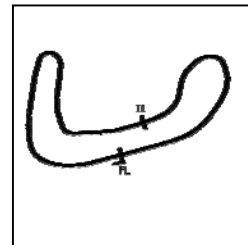
Brands Hatch Indy
Circuit Length = 1.2079 miles
Start: 16:59 Flag 17:07 End: 17:08

Printed - 17:13 Sunday, 10 March 2019

BMCRC - MRO Championships 2019 - Rnd 1 @ Brands Hatch Indy

BMCRC Thunderbike Extreme & Ultra

RACE 21 - SECTOR ANALYSIS



SECTOR 1 = FL to I1, SECTOR 2 = I1 to FL, DIFF = Difference To Personal Best Lap, P = Crossed Finish Line in Pit Lane, D = Time Disallowed

P1 140 UL		Aiden PATMORE		Yamaha - TBR Performance/NW Roofing		
IDEAL LAP TIME : 49.542		BEST LAP TIME : 49.542		DIFFERENCE : 0.000		
LAP	SECTOR 1	SECTOR 2	LAP TIME	MPH	DIFF	TIME OF DAY
1 -		20.578	57.044	76.23	7.502	17:00:25.726
2 -	30.936	20.188	51.124	85.05	1.582	17:01:16.850
3 -	30.241	20.006	50.247	86.54	0.705	17:02:07.097
4 -	29.999	19.935	49.934 (3)	87.08	0.392	17:02:57.031
5 -	30.031	19.855	49.886 (2)	87.17	0.344	17:03:46.917
6 -	30.064	20.189	50.253	86.53	0.711	17:04:37.170
7 -	30.099	20.405	50.504	86.10	0.962	17:05:27.674
8 -	30.307	20.208	50.515	86.08	0.973	17:06:18.189
9 -	30.199	19.891	50.090	86.81	0.548	17:07:08.279
10 -	29.716	19.826	49.542 (1)	87.77		17:07:57.821

P2 143 UL		Steve PALMER		Yamaha - 4C8/Mk1 Transit racing		
IDEAL LAP TIME : 49.946		BEST LAP TIME : 49.902		DIFFERENCE : -0.044		
LAP	SECTOR 1	SECTOR 2	LAP TIME	MPH	DIFF	TIME OF DAY
1 -		20.510	56.873	76.46	6.971	17:00:25.555
2 -	31.564	20.370	51.934	83.73	2.032	17:01:17.489
3 -			50.463	86.17	0.561	17:02:07.952
4 -			50.023 (3)	86.93	0.121	17:02:57.975
5 -	30.039	19.907	49.946 (2)	87.06	0.044	17:03:47.921
6 -			50.097	86.80	0.195	17:04:38.018
7 -			50.350	86.36	0.448	17:05:28.368
8 -	30.290	20.007	50.297	86.45	0.395	17:06:18.665
9 -			50.054	86.87	0.152	17:07:08.719
10 -			49.902 (1)	87.14		17:07:58.621

P3 54 EX		Andrew SAUNDERS		Suzuki - Icon Racing		
IDEAL LAP TIME : 51.049		BEST LAP TIME : 51.139		DIFFERENCE : 0.090		
LAP	SECTOR 1	SECTOR 2	LAP TIME	MPH	DIFF	TIME OF DAY
1 -		20.703	56.620	76.80	5.481	17:00:25.302
2 -	31.671	20.735	52.406	82.97	1.267	17:01:17.708
3 -	31.216	20.612	51.828	83.90	0.689	17:02:09.536
4 -	30.792	20.568	51.360 (3)	84.66	0.221	17:03:00.896
5 -	30.792	20.347	51.139 (1)	85.03		17:03:52.035
6 -	31.003	20.640	51.643	84.20	0.504	17:04:43.678
7 -	31.177	20.458	51.635	84.21	0.496	17:05:35.313
8 -	31.012	20.557	51.569	84.32	0.430	17:06:26.882
9 -	30.963	20.257	51.220 (2)	84.90	0.081	17:07:18.102
10 -	30.951	20.681	51.632	84.22	0.493	17:08:09.734

P4 40 EX		David SHELVEY		Suzuki - ymark.com		
IDEAL LAP TIME : 51.313		BEST LAP TIME : 51.313		DIFFERENCE : 0.000		
LAP	SECTOR 1	SECTOR 2	LAP TIME	MPH	DIFF	TIME OF DAY
1 -		20.802	56.928	76.38	5.615	17:00:25.610
2 -	31.810	20.606	52.416	82.96	1.103	17:01:18.026
3 -	31.100	20.767	51.867	83.84	0.554	17:02:09.893
4 -	30.892	20.421	51.313 (1)	84.74		17:03:01.206
5 -	31.038	20.499	51.537 (2)	84.37	0.224	17:03:52.743
6 -	31.336	20.509	51.845	83.87	0.532	17:04:44.588
7 -	31.179	20.581	51.760	84.01	0.447	17:05:36.348
8 -	31.169	20.484	51.653	84.18	0.340	17:06:28.001
9 -	31.439	20.484	51.923	83.75	0.610	17:07:19.924
10 -	31.045	20.498	51.543 (3)	84.36	0.230	17:08:11.467

P5 78 UL		Jamie THOMAS		Suzuki - Team RubyRacing		
IDEAL LAP TIME :		BEST LAP TIME : 52.100		DIFFERENCE :		
LAP	SECTOR 1	SECTOR 2	LAP TIME	MPH	DIFF	TIME OF DAY

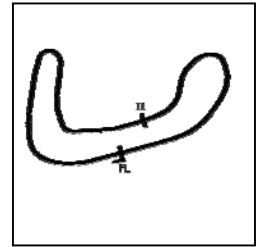
Weather / Track : Cloudy / Dry

Brands Hatch Indy
Circuit Length = 1.2079 miles
Start: 16:59 Flag 17:07 End: 17:08

BMCRC - MRO Championships 2019 - Rnd 1 @ Brands Hatch Indy

BMCRC Thunderbike Extreme & Ultra

RACE 21 - SECTOR ANALYSIS



SECTOR 1 = FL to I1, SECTOR 2 = I1 to FL, DIFF = Difference To Personal Best Lap, P = Crossed Finish Line in Pit Lane, D = Time Disallowed

1 -	57.875	75.13	5.775	17:00:26.557
2 -	52.352	83.06	0.252	17:01:18.909
3 -	52.378	83.02	0.278	17:02:11.287
4 -	52.175	83.34	0.075	17:03:03.462
5 -	52.100 (1)	83.46		17:03:55.562
6 -	52.657	82.58	0.557	17:04:48.219
7 -	52.335	83.09	0.235	17:05:40.554
8 -	52.157 (3)	83.37	0.057	17:06:32.711
9 -	52.731	82.46	0.631	17:07:25.442
10 -	52.149 (2)	83.38	0.049	17:08:17.591

P6 258 UL Ande FRIEND			Kawasaki - Flying colours MCT			
IDEAL LAP TIME : 51.661		BEST LAP TIME : 51.844	DIFFERENCE : 0.183			
LAP	SECTOR 1	SECTOR 2	LAP TIME	MPH	DIFF	TIME OF DAY
1 -			58.791	73.96	6.947	17:00:27.473
2 -	31.576	20.624	52.200	83.30	0.356	17:01:19.673
3 -	31.200	20.644	51.844 (1)	83.87		17:02:11.517
4 -	31.506	20.813	52.319	83.11	0.475	17:03:03.836
5 -	31.488	20.511	51.999 (2)	83.62	0.155	17:03:55.835
6 -	31.596	20.910	52.506	82.82	0.662	17:04:48.341
7 -	31.688	20.461	52.149 (3)	83.38	0.305	17:05:40.490
8 -			52.454	82.90	0.610	17:06:32.944
9 -			52.536	82.77	0.692	17:07:25.480
10 -			52.242	83.23	0.398	17:08:17.722

P7 16 UL Matthew WREN			Suzuki - TBR performance			
IDEAL LAP TIME : 52.977		BEST LAP TIME : 53.155	DIFFERENCE : 0.178			
LAP	SECTOR 1	SECTOR 2	LAP TIME	MPH	DIFF	TIME OF DAY
1 -		21.602	59.127	73.54	5.972	17:00:27.809
2 -			53.222 (3)	81.70	0.067	17:01:21.031
3 -	32.196	20.959	53.155 (1)	81.80		17:02:14.186
4 -			53.606	81.12	0.451	17:03:07.792
5 -	32.077	21.248	53.325	81.54	0.170	17:04:01.117
6 -			53.779	80.86	0.624	17:04:54.896
7 -			53.589	81.14	0.434	17:05:48.485
8 -	32.569	21.238	53.807	80.81	0.652	17:06:42.292
9 -	32.670	20.900	53.570	81.17	0.415	17:07:35.862
10 -			53.159 (2)	81.80	0.004	17:08:29.021

P8 404 UL Martin RONALDSON			Kawasaki -			
IDEAL LAP TIME :		BEST LAP TIME : 53.177	DIFFERENCE :			
LAP	SECTOR 1	SECTOR 2	LAP TIME	MPH	DIFF	TIME OF DAY
1 -			1:00.610	71.74	7.433	17:00:29.292
2 -			55.179	78.80	2.002	17:01:24.471
3 -			55.078	78.95	1.901	17:02:19.549
4 -			53.695 (3)	80.98	0.518	17:03:13.244
5 -			53.177 (1)	81.77		17:04:06.421
6 -			54.292	80.09	1.115	17:05:00.713
7 -			53.772	80.87	0.595	17:05:54.485
8 -			53.651 (2)	81.05	0.474	17:06:48.136
9 -			53.841	80.76	0.664	17:07:41.977
10 -			53.881	80.70	0.704	17:08:35.858

P9 12 EX Russell TAYLOR			Suzuki -			
IDEAL LAP TIME : 53.535		BEST LAP TIME : 53.596	DIFFERENCE : 0.061			
LAP	SECTOR 1	SECTOR 2	LAP TIME	MPH	DIFF	TIME OF DAY
1 -		21.524	1:00.889	71.41	7.293	17:00:29.571
2 -	32.915	21.672	54.587	79.66	0.991	17:01:24.158
3 -	32.401	21.510	53.911 (3)	80.66	0.315	17:02:18.069
4 -	32.951	21.197	54.148	80.30	0.552	17:03:12.217

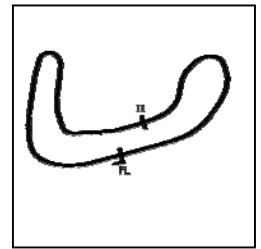
Weather / Track : Cloudy / Dry

Brands Hatch Indy
Circuit Length = 1.2079 miles
Start: 16:59 Flag 17:07 End: 17:08

BMCRC - MRO Championships 2019 - Rnd 1 @ Brands Hatch Indy

BMCRC Thunderbike Extreme & Ultra

RACE 21 - SECTOR ANALYSIS



SECTOR 1 = FL to I1, SECTOR 2 = I1 to FL, DIFF = Difference To Personal Best Lap, P = Crossed Finish Line in Pit Lane, D = Time Disallowed

5 -	32.549	21.134	53.683 (2)	81.00	0.087	17:04:05.900
6 -	32.706	21.453	54.159	80.29	0.563	17:05:00.059
7 -	32.425	21.171	53.596 (1)	81.13		17:05:53.655
8 -	32.665	21.468	54.133	80.33	0.537	17:06:47.788
9 -	32.471	21.564	54.035	80.47	0.439	17:07:41.823
10 -	32.443	21.716	54.159	80.29	0.563	17:08:35.982

P10	69 EX	Tony RUSSO	Suzuki - Titan Elevators			
IDEAL LAP TIME :		BEST LAP TIME : 52.938	DIFFERENCE :			

LAP	SECTOR 1	SECTOR 2	LAP TIME	MPH	DIFF	TIME OF DAY
1 -			1:01.233	71.01	8.295	17:00:29.915
2 -			54.835	79.30	1.897	17:01:24.750
3 -			54.691	79.51	1.753	17:02:19.441
4 -			52.938 (1)	82.14		17:03:12.379
5 -			53.682 (2)	81.00	0.744	17:04:06.061
6 -			54.098	80.38	1.160	17:05:00.159
7 -			53.746 (3)	80.91	0.808	17:05:53.905
8 -			53.983	80.55	1.045	17:06:47.888
9 -			54.114	80.36	1.176	17:07:42.002
10 -			54.049	80.45	1.111	17:08:36.051

P11	52 EX	Barry MANTELL	Honda - Swedish car connection			
IDEAL LAP TIME :		BEST LAP TIME : 53.941	DIFFERENCE :			

LAP	SECTOR 1	SECTOR 2	LAP TIME	MPH	DIFF	TIME OF DAY
1 -			1:00.936	71.36	6.995	17:00:29.618
2 -			55.050	78.99	1.109	17:01:24.668
3 -			55.162	78.83	1.221	17:02:19.830
4 -			54.143	80.31	0.202	17:03:13.973
5 -			54.132	80.33	0.191	17:04:08.105
6 -			55.100	78.92	1.159	17:05:03.205
7 -			54.042 (3)	80.46	0.101	17:05:57.247
8 -			54.432	79.89	0.491	17:06:51.679
9 -			53.941 (1)	80.61		17:07:45.620
10 -			53.993 (2)	80.54	0.052	17:08:39.613

P12	228 EX	Clive EMERSON	Honda -			
IDEAL LAP TIME : 54.621		BEST LAP TIME : 54.811	DIFFERENCE : 0.190			

LAP	SECTOR 1	SECTOR 2	LAP TIME	MPH	DIFF	TIME OF DAY
1 -		21.847	1:01.889	70.26	7.078	17:00:30.571
2 -	33.307	21.504	54.811 (1)	79.33		17:01:25.382
3 -	33.117	22.035	55.152 (3)	78.84	0.341	17:02:20.534
4 -	33.436	21.792	55.228	78.73	0.417	17:03:15.762
5 -	33.281	21.897	55.178	78.81	0.367	17:04:10.940
6 -	33.792	22.121	55.913	77.77	1.102	17:05:06.853
7 -	34.198	22.256	56.454	77.02	1.643	17:06:03.307
8 -	34.604	22.213	56.817	76.53	2.006	17:07:00.124
9 -	33.225	22.376	55.601	78.21	0.790	17:07:55.725
10 -	33.134	21.857	54.991 (2)	79.07	0.180	17:08:50.716

P13	1 UL	Barry CHAMBERLAIN	Suzuki - Airsys.co.uk			
IDEAL LAP TIME :		BEST LAP TIME : 54.298	DIFFERENCE :			

LAP	SECTOR 1	SECTOR 2	LAP TIME	MPH	DIFF	TIME OF DAY
1 -			1:00.049	72.41	5.751	17:00:28.731
2 -			54.298 (1)	80.08		17:01:23.029
3 -			56.861 (2)	76.47	2.563	17:02:19.890
4 -			57.970 (3)	75.01	3.672	17:03:17.860
5 -			1:00.398	71.99	6.100	17:04:18.258
6 -			1:01.698	70.48	7.400	17:05:19.956
7 -			1:00.502	71.87	6.204	17:06:20.458
8 -			59.553	73.02	5.255	17:07:20.011

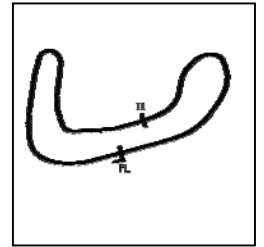
Weather / Track : Cloudy / Dry

Brands Hatch Indy
Circuit Length = 1.2079 miles
Start: 16:59 Flag 17:07 End: 17:08

BMCRC - MRO Championships 2019 - Rnd 1 @ Brands Hatch Indy

BMCRC Thunderbike Extreme & Ultra

RACE 21 - SECTOR ANALYSIS



SECTOR 1 = FL to I1, SECTOR 2 = I1 to FL, DIFF = Difference To Personal Best Lap, P = Crossed Finish Line in Pit Lane, D = Time Disallowed

9 - 1:00.199 72.23 5.901 17:08:20.210

P14 24 EX		Mark REYNOLDS		Yamaha -		
IDEAL LAP TIME :		BEST LAP TIME : 57.080		DIFFERENCE :		
LAP	SECTOR 1	SECTOR 2	LAP TIME	MPH	DIFF	TIME OF DAY
1 -			1:05.608	66.28	8.528	17:00:34.290
2 -			58.861	73.87	1.781	17:01:33.151
3 -			59.286	73.34	2.206	17:02:32.437
4 -			58.709	74.07	1.629	17:03:31.146
5 -			58.914	73.81	1.834	17:04:30.060
6 -			59.453	73.14	2.373	17:05:29.513
7 -			58.277 (3)	74.61	1.197	17:06:27.790
8 -			57.714 (2)	75.34	0.634	17:07:25.504
9 -			57.080 (1)	76.18		17:08:22.584

BMCRC-MRO Championships 2019



BMCRC THUNDERBIKE SPORT

Brands Hatch Indy Circuit

9th / 10th April 2019



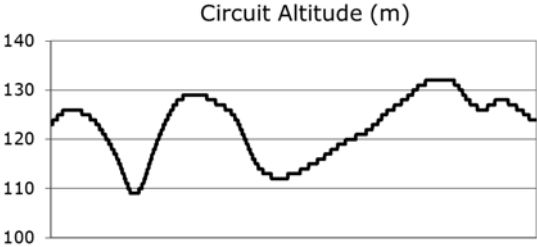
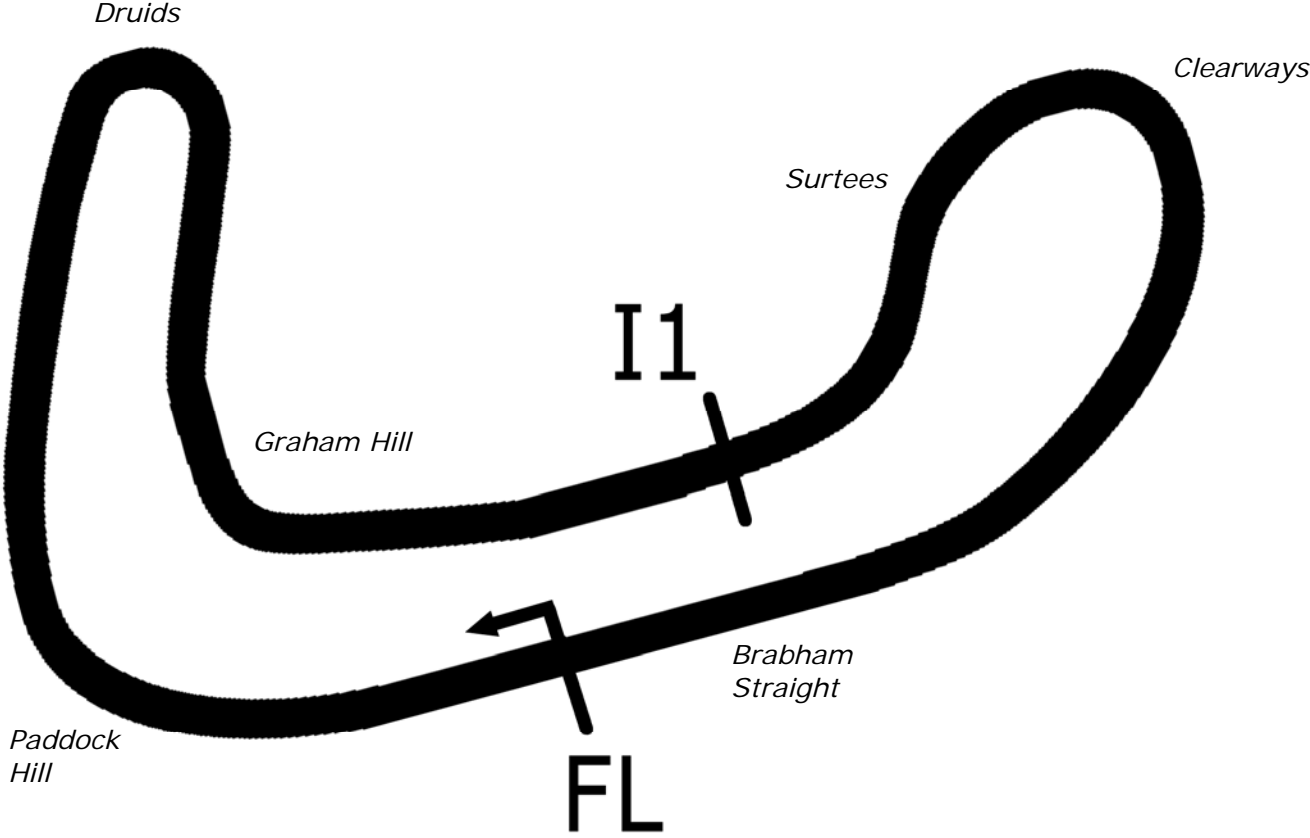
Results Provided by Timing Solutions Ltd
www.tsl-timing.com

Brands Hatch Indy



SPORTS TIMING

TIMING SOLUTIONS LTD



Length	1.2079 miles	1944.0 m	
FL		51.36032 N	0.26032 E
I1	1112m	51.35934 N	0.25955 E
Pit Entry	1669m	51.35911 N	0.25743 E
Pit Exit	26m after FL	51.36027 N	0.26078 E
Pit Entry–Pit Exit 277m, 16.6s @60kph, 12.4s @80kph			

BMCRC - MRO Championships 2019 - Rnd 1 @ Brands Hatch Indy

BMCRC Thunderbike Sport

QUALIFYING - CLASSIFICATION

POS	NO	CL	PIC NAME	ENTRY	TIME	ON	LAPS	GAP	DIFF	MPH
1	47	A	1 Thomas WATSON	Yamaha - Motorsportdays.com TEA Time Racing	53.501	12	13			81.28
2	74	A	2 Daniel SINGLETON	Honda - Bambino Developments Racing	54.181	9	11	0.680	0.680	80.26
3	99	A	3 Michael SIMMONS	Yamaha - Westcountry Windings	54.899	7	8	1.398	0.718	79.21
4	28	A	4 Matthew LAWSON	Ducati -	55.595	5	6	2.094	0.696	78.21
5	17	C	1 Tommy DOWNES (R)	Suzuki - Ray Gnarley/ MoreMoto	56.249	5	7	2.748	0.654	77.30
6	50	A	5 Paul ROBSON	Yamaha - RBProperty services & Environment Lighting	56.255	12	12	2.754	0.006	77.30
7	93	A	6 Jack WALLIS	Yamaha - Watling Tyres	56.500	12	12	2.999	0.245	76.96
8	75	A	7 Stewart MAY	Honda - Tilehurst Glass	56.514	8	13	3.013	0.014	76.94
9	13	A	8 Wil GREEN	Suzuki - Faith Fueled Racing	56.546	9	13	3.045	0.032	76.90
10	73	A	9 Vincent LEWIN	Suzuki - VINITWINRACING.CO.UK	57.053	8	13	3.552	0.507	76.22
11	205	C	2 Simon HOLDEN (R)	Honda -	57.270	11	12	3.769	0.217	75.93
12	52	A	10 Gary JARMAN	Kawasaki - G & S Motorcycle tyres	57.338	5	5	3.837	0.068	75.84
13	89	A	11 Zi JONES	Suzuki - Newland Building Services	57.361	8	12	3.860	0.023	75.81
14	961	A	12 Jack SIM	Yamaha -	57.510	7	10	4.009	0.149	75.61
15	100	A	13 Craig HOWTON	Honda - Me	57.613	4	7	4.112	0.103	75.47
16	104	C	3 Alex ROBINSON (R)	Honda - Boa	57.621	11	12	4.120	0.008	75.46
17	48	A	14 Shaun WALLIS	Yamaha - Watling Tyres	57.639	11	12	4.138	0.018	75.44
18	10	A	15 Bradley ROBINSON	Kawasaki -	57.658	5	10	4.157	0.019	75.42
19	42	A	16 Scott MILLER	Yamaha - Autoenhance colchester	57.788	10	10	4.287	0.130	75.25
20	261	C	4 Michael BENN (R)	Yamaha - Michael Benn Plumbing and Heating	57.861	8	8	4.360	0.073	75.15
21	191	A	17 James SEATH	Kawasaki - Ovenden Earthmoving	57.928	4	13	4.427	0.067	75.06
22	666	B	1 Shane BEASLEY	Yamaha -	57.997	5	6	4.496	0.069	74.97
23	65	B	2 Andrew MOXON	Yamaha - Suzanne Moxon	58.081	5	5	4.580	0.084	74.87
24	85	B	3 Andrew KITE	Ducati - Red Rebel Racing	58.141	10	12	4.640	0.060	74.79
25	0	B	4 Luke STANLEY	Suzuki - Urban Race Tribe	58.379	8	12	4.878	0.238	74.48
26	37	B	5 Ricky WOODS	Suzuki - T & S Vehicle Repairs	58.573	3	9	5.072	0.194	74.24
27	90	B	6 Edward WATSON	Yamaha - Motorsportdays.com TEA Time Racing	58.639	4	5	5.138	0.066	74.15
28	778	B	7 Michael NEILLANS	Suzuki - Gheeko Ltd / Trialsday	58.774	12	12	5.273	0.135	73.98
29	72	B	8 Kevin MILLER	Honda - Mechanical Air Supplies Ltd	58.901	10	12	5.400	0.127	73.82
30	84	B	9 Ricardo BRANCO	Yamaha - IMP Racing	58.902	13	13	5.401	0.001	73.82
31	66	B	10 Mark SMITH	Yamaha - MHP EXHAUST'S	58.978	12	12	5.477	0.076	73.73
32	94	B	11 Ian SOILLEUX	Suzuki - me	59.196	4	12	5.695	0.218	73.46
33	45	C	5 John FORTEY (R)	Suzuki -	59.268	8	10	5.767	0.072	73.37
34	54	B	12 Adam JAMISON	Suzuki - AJ Racing	59.667	4	5	6.166	0.399	72.88
35	51	B	13 Paul BEESLEY	Yamaha -	1:00.230	9	9	6.729	0.563	72.19
36	624	C	6 Matthew FEDRICK (R)	Yamaha - Matthew Fedrick farriers ltd	1:00.317	8	12	6.816	0.087	72.09
37	9	B	14 Karl COONEY	Kawasaki - Me, Myself and I	1:01.351	11	11	7.850	1.034	70.88
38	196	C	7 Emma PETERSON (R)	Yamaha - Plus racing gear, Helmet city Chichester, WG T	1:01.577	10	11	8.076	0.226	70.62
39	16	B	15 Geoff LANSDALL	Suzuki - EPG Domestic	1:02.362	5	6	8.861	0.785	69.73
40	101	B	16 Glen TRIPP	Honda - yaki too racing	1:03.538	9	11	10.037	1.176	68.44
41	33	C	8 Peter PARAPANOS (R)	Honda -	1:04.077	7	11	10.576	0.539	67.86
42	21	C	9 Taylor SHORES (R)	Yamaha -	1:04.179	8	9	10.678	0.102	67.75
43	22	B	17 Matthew MAY	Honda - Tilehurst Glass Racing	1:05.603	9	11	12.102	1.424	66.28
44	24	C	10 Harley GODZISZ	Honda - W.O.T Security	1:06.465	7	7	12.964	0.862	65.42
45	143	C	11 Robert DAVIE	Suzuki -	1:06.918	3	3	13.417	0.453	64.98
46	373	C	12 Robert PRICE (R)	Suzuki -	1:07.671	11	11	14.170	0.753	64.26
47	119	C	13 Aaron WHITING (R)	Yamaha - Whiting Rail Ltd	1:10.949	4	4	17.448	3.278	61.29
48	481	C	14 Clinton KEULDER	Yamaha - My wife	1:14.659	1	1	21.158	3.710	58.24
49	185	C	15 James ROBINSON	Kawasaki - claire palastanga ceramics			0			

Brands Hatch Indy
 Circuit Length = 1.2079 miles
 Start: 10:32 Flag 10:44 End: 10:46

Weather / Track : Cloudy / Damp

These results are provisional until the conclusion of any judicial and technical matters.

Clerk Of Course :	Timekeeper :
-------------------	--------------

Results can be found at www.tsl-timing.com

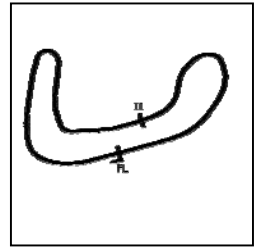
Printed - 11:07 Saturday, 09 March 2019



BMCRC - MRO Championships 2019 - Rnd 1 @ Brands Hatch Indy

BMCRC Thunderbike Sport

QUALIFYING - SECTOR ANALYSIS



SECTOR 1 = FL to I1, SECTOR 2 = I1 to FL, DIFF = Difference To Personal Best Lap, P = Crossed Finish Line in Pit Lane, D = Time Disallowed

P1 47 A		Thomas WATSON		Yamaha - Motorsportdays.com TEA Time Racing			
IDEAL LAP TIME : 53.425		BEST LAP TIME : 53.501		DIFFERENCE : 0.076			
LAP	SECTOR 1	SECTOR 2	LAP TIME	MPH	DIFF	TIME OF DAY	
1 -	39.354	23.152	1:02.506	69.57	9.005	10:34:12.721	
2 -	34.602	22.543	57.145	76.09	3.644	10:35:09.866	
3 -	34.322	22.619	56.941	76.37	3.440	10:36:06.807	
4 -	33.753	22.517	56.270	77.28	2.769	10:37:03.077	
5 -	32.579	21.511	54.090	80.39	0.589	10:37:57.167	
6 -	33.059	22.459	55.518	78.32	2.017	10:38:52.685	
7 -	32.166	22.066	54.232	80.18	0.731	10:39:46.917	
8 -	33.876	23.665	57.541	75.57	4.040	10:40:44.458	
9 -	32.751	21.904	54.655	79.56	1.154	10:41:39.113	
10 -	32.243	21.367	53.610 (3)	81.11	0.109	10:42:32.723	
11 -	32.058	21.505	53.563 (2)	81.18	0.062	10:43:26.286	
12 -	32.121	21.380	53.501 (1)	81.28		10:44:19.787	
13 -	32.276	21.811	54.087	80.40	0.586	10:45:13.874	

P2 74 A		Daniel SINGLETON		Honda - Bambino Developments Racing			
IDEAL LAP TIME : 54.093		BEST LAP TIME : 54.181		DIFFERENCE : 0.088			
LAP	SECTOR 1	SECTOR 2	LAP TIME	MPH	DIFF	TIME OF DAY	
1 -	35.632	22.436	58.068	74.88	3.887	10:33:26.366	
2 -	33.805	23.634	57.439	75.70	3.258	10:34:23.805	
3 -	34.926	21.814	56.740	76.64	2.559	10:35:20.545	
4 -	33.359	21.759	55.118 (3)	78.89	0.937	10:36:15.663	
5 -	33.754	21.696	55.450	78.42	1.269	10:37:11.113	
6 -	32.428	23.866	56.294	77.24	2.113	10:38:07.407	
7 -	33.095	IN PIT	1:25.931 P	50.60	31.750	10:39:33.338	
8 -	OUTLAP	22.947	58.733	74.04	4.552	10:40:32.071	
9 -	32.516	21.665	54.181 (1)	80.26		10:41:26.252	
10 -	33.172	21.898	55.070 (2)	78.96	0.889	10:42:21.322	
11 -	39.161	21.928	1:01.089	71.18	6.908	10:43:22.411	

P3 99 A		Michael SIMMONS		Yamaha - Westcountry Windings			
IDEAL LAP TIME : 54.899		BEST LAP TIME : 54.899		DIFFERENCE : 0.000			
LAP	SECTOR 1	SECTOR 2	LAP TIME	MPH	DIFF	TIME OF DAY	
1 -	36.931	23.480	1:00.411	71.98	5.512	10:33:39.875	
2 -	34.485	22.668	57.153 (3)	76.08	2.254	10:34:37.028	
3 -	34.988	22.209	57.197	76.02	2.298	10:35:34.225	
4 -	35.308	22.169	57.477	75.65	2.578	10:36:31.702	
5 -	35.107	21.946	57.053 (2)	76.22	2.154	10:37:28.755	
6 -	34.975	22.497	57.472	75.66	2.573	10:38:26.227	
7 -	33.321	21.578	54.899 (1)	79.21		10:39:21.126	
8 -	33.839	23.342	57.181	76.04	2.282	10:40:18.307	

P4 28 A		Matthew LAWSON		Ducati -			
IDEAL LAP TIME : 55.595		BEST LAP TIME : 55.595		DIFFERENCE : 0.000			
LAP	SECTOR 1	SECTOR 2	LAP TIME	MPH	DIFF	TIME OF DAY	
1 -	38.103	23.568	1:01.671	70.51	6.076	10:34:00.818	
2 -	37.426	26.129	1:03.555	68.42	7.960	10:35:04.373	
3 -	36.070	22.625	58.695	74.08	3.100	10:36:03.068	
4 -	35.680	22.687	58.367 (3)	74.50	2.772	10:37:01.435	
5 -	33.731	21.864	55.595 (1)	78.21		10:37:57.030	
6 -	34.527	22.839	57.366 (2)	75.80	1.771	10:38:54.396	

P5 17 C		Tommy DOWNES (R)		Suzuki - Ray Gnarley/ MoreMoto			
IDEAL LAP TIME : 55.659		BEST LAP TIME : 56.249		DIFFERENCE : 0.590			
LAP	SECTOR 1	SECTOR 2	LAP TIME	MPH	DIFF	TIME OF DAY	
1 -	36.865	22.737	59.602	72.96	3.353	10:33:41.170	
2 -	35.849	24.054	59.903	72.59	3.654	10:34:41.073	

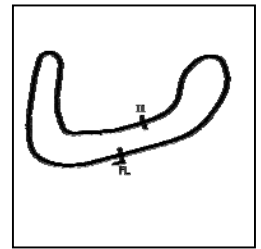
Weather / Track : Cloudy / Damp

Brands Hatch Indy
Circuit Length = 1.2079 miles
Start: 10:32 Flag 10:44 End: 10:46

BMCRC - MRO Championships 2019 - Rnd 1 @ Brands Hatch Indy

BMCRC Thunderbike Sport

QUALIFYING - SECTOR ANALYSIS



SECTOR 1 = FL to I1, SECTOR 2 = I1 to FL, DIFF = Difference To Personal Best Lap, P = Crossed Finish Line in Pit Lane, D = Time Disallowed

3 -	35.511	22.626	58.137	74.79	1.888	10:35:39.210
4 -	35.073	22.558	57.631 (3)	75.45	1.382	10:36:36.841
5 -	34.475	21.774	56.249 (1)	77.30		10:37:33.090
6 -	35.425	22.891	58.316	74.56	2.067	10:38:31.406
7 -	34.493	22.094	56.587 (2)	76.84	0.338	10:39:27.993

P6 50 A Paul ROBSON			Yamaha - RBProperty services & Environment Lighting			
IDEAL LAP TIME : 56.253		BEST LAP TIME : 56.255	DIFFERENCE : 0.002			
LAP	SECTOR 1	SECTOR 2	LAP TIME	MPH	DIFF	TIME OF DAY
1 -	43.688	24.554	1:08.242	63.72	11.987	10:34:12.454
2 -	37.682	23.234	1:00.916	71.38	4.661	10:35:13.370
3 -	35.993	23.209	59.202	73.45	2.947	10:36:12.572
4 -	37.931	23.058	1:00.989	71.30	4.734	10:37:13.561
5 -	35.202	23.308	58.510	74.32	2.255	10:38:12.071
6 -	36.928	23.702	1:00.630	71.72	4.375	10:39:12.701
7 -	34.572	23.614	58.186	74.73	1.931	10:40:10.887
8 -	34.943	23.185	58.128	74.81	1.873	10:41:09.015
9 -	35.208	22.879	58.087 (3)	74.86	1.832	10:42:07.102
10 -	35.072	23.910	58.982	73.72	2.727	10:43:06.084
11 -	34.884	22.342	57.226 (2)	75.99	0.971	10:44:03.310
12 -	33.911	22.344	56.255 (1)	77.30		10:44:59.565

P7 93 A Jack WALLIS			Yamaha - Watling Tyres			
IDEAL LAP TIME : 56.313		BEST LAP TIME : 56.500	DIFFERENCE : 0.187			
LAP	SECTOR 1	SECTOR 2	LAP TIME	MPH	DIFF	TIME OF DAY
1 -	43.811	27.836	1:11.647	60.69	15.147	10:34:20.606
2 -	38.469	24.074	1:02.543	69.52	6.043	10:35:23.149
3 -	36.153	23.743	59.896	72.60	3.396	10:36:23.045
4 -	37.719	23.636	1:01.355	70.87	4.855	10:37:24.400
5 -	35.605	22.766	58.371	74.49	1.871	10:38:22.771
6 -	34.832	22.678	57.510	75.61	1.010	10:39:20.281
7 -	38.436	22.896	1:01.332	70.90	4.832	10:40:21.613
8 -	36.769	23.315	1:00.084	72.37	3.584	10:41:21.697
9 -	35.397	22.447	57.844	75.17	1.344	10:42:19.541
10 -	34.459	22.749	57.208 (2)	76.01	0.708	10:43:16.749
11 -	35.301	22.167	57.468 (3)	75.67	0.968	10:44:14.217
12 -	34.146	22.354	56.500 (1)	76.96		10:45:10.717

P8 75 A Stewart MAY			Honda - Tilehurst Glass			
IDEAL LAP TIME : 55.715		BEST LAP TIME : 56.514	DIFFERENCE : 0.799			
LAP	SECTOR 1	SECTOR 2	LAP TIME	MPH	DIFF	TIME OF DAY
1 -	37.217	23.141	1:00.358	72.04	3.844	10:33:32.455
2 -	35.206	24.579	59.785	72.73	3.271	10:34:32.240
3 -	36.037	24.399	1:00.436	71.95	3.922	10:35:32.676
4 -	35.059	22.441	57.500	75.62	0.986	10:36:30.176
5 -	35.678	23.500	59.178	73.48	2.664	10:37:29.354
6 -	36.006	22.846	58.852	73.89	2.338	10:38:28.206
7 -	34.637	22.663	57.300 (3)	75.89	0.786	10:39:25.506
8 -	33.335	23.179	56.514 (1)	76.94		10:40:22.020
9 -	34.261	22.825	57.086 (2)	76.17	0.572	10:41:19.106
10 -	33.955	23.443	57.398	75.76	0.884	10:42:16.504
11 -	36.371	22.380	58.751	74.01	2.237	10:43:15.255
12 -	34.013	23.336	57.349	75.82	0.835	10:44:12.604
13 -	35.030	23.637	58.667	74.12	2.153	10:45:11.271

P9 13 A Wil GREEN			Suzuki - Faith Fueled Racing			
IDEAL LAP TIME : 56.284		BEST LAP TIME : 56.546	DIFFERENCE : 0.262			
LAP	SECTOR 1	SECTOR 2	LAP TIME	MPH	DIFF	TIME OF DAY
1 -	38.149	23.788	1:01.937	70.21	5.391	10:33:38.305
2 -	35.598	24.102	59.700	72.84	3.154	10:34:38.005

Weather / Track : Cloudy / Damp

Brands Hatch Indy
Circuit Length = 1.2079 miles
Start: 10:32 Flag 10:44 End: 10:46

BMCRC - MRO Championships 2019 - Rnd 1 @ Brands Hatch Indy

BMCRC Thunderbike Sport

QUALIFYING - SECTOR ANALYSIS



SECTOR 1 = FL to I1, SECTOR 2 = I1 to FL, DIFF = Difference To Personal Best Lap, P = Crossed Finish Line in Pit Lane, D = Time Disallowed

3 -	35.632	23.350	58.982	73.72	2.436	10:35:36.987
4 -	36.797	23.726	1:00.523	71.85	3.977	10:36:37.510
5 -	35.198	23.901	59.099	73.58	2.553	10:37:36.609
6 -	34.451	23.378	57.829	75.19	1.283	10:38:34.438
7 -	35.206	23.713	58.919	73.80	2.373	10:39:33.357
8 -	33.966	22.737	56.703 (2)	76.69	0.157	10:40:30.060
9 -	34.151	22.395	56.546 (1)	76.90		10:41:26.606
10 -	34.332	24.821	59.153	73.51	2.607	10:42:25.759
11 -	34.557	22.318	56.875 (3)	76.45	0.329	10:43:22.634
12 -	34.149	23.132	57.281	75.91	0.735	10:44:19.915
13 -	34.992	22.888	57.880	75.13	1.334	10:45:17.795

P10	73 A	Vincent LEWIN	Suzuki - VINITWINRACING.CO.UK		
IDEAL LAP TIME :	56.580	BEST LAP TIME :	57.053	DIFFERENCE :	0.473

LAP	SECTOR 1	SECTOR 2	LAP TIME	MPH	DIFF	TIME OF DAY
1 -	35.012	22.590	57.602 (2)	75.49	0.549	10:33:27.079
2 -	33.990	24.396	58.386	74.48	1.333	10:34:25.465
3 -	37.379	23.477	1:00.856	71.45	3.803	10:35:26.321
4 -	35.981	22.622	58.603	74.20	1.550	10:36:24.924
5 -	36.852	24.893	1:01.745	70.42	4.692	10:37:26.669
6 -	37.127	24.537	1:01.664	70.52	4.611	10:38:28.333
7 -	35.561	22.590	58.151	74.78	1.098	10:39:26.484
8 -	34.273	22.780	57.053 (1)	76.22		10:40:23.537
9 -	34.547	23.378	57.925	75.07	0.872	10:41:21.462
10 -	35.357	22.657	58.014	74.95	0.961	10:42:19.476
11 -	34.886	23.148	58.034	74.93	0.981	10:43:17.510
12 -	36.326	23.389	59.715	72.82	2.662	10:44:17.225
13 -	34.584	23.073	57.657 (3)	75.42	0.604	10:45:14.882

P11	205 C	Simon HOLDEN (R)	Honda -		
IDEAL LAP TIME :	56.110	BEST LAP TIME :	57.270	DIFFERENCE :	1.160

LAP	SECTOR 1	SECTOR 2	LAP TIME	MPH	DIFF	TIME OF DAY
1 -	41.689	25.631	1:07.320	64.59	10.050	10:34:04.343
2 -	38.863	25.214	1:04.077	67.86	6.807	10:35:08.420
3 -	37.722	23.987	1:01.709	70.46	4.439	10:36:10.129
4 -	37.509	23.654	1:01.163	71.09	3.893	10:37:11.292
5 -	35.999	23.372	59.371	73.24	2.101	10:38:10.663
6 -	36.888	22.702	59.590	72.97	2.320	10:39:10.253
7 -	36.856	23.562	1:00.418	71.97	3.148	10:40:10.671
8 -	35.217	23.319	58.536 (2)	74.28	1.266	10:41:09.207
9 -	35.459	23.292	58.751 (3)	74.01	1.481	10:42:07.958
10 -	36.643	22.177	58.820	73.93	1.550	10:43:06.778
11 -	35.400	21.870	57.270 (1)	75.93		10:44:04.048
12 -	34.240	24.905	59.145	73.52	1.875	10:45:03.193

P12	52 A	Gary JARMAN	Kawasaki - G & S Motorcycle tyres		
IDEAL LAP TIME :	57.277	BEST LAP TIME :	57.338	DIFFERENCE :	0.061

LAP	SECTOR 1	SECTOR 2	LAP TIME	MPH	DIFF	TIME OF DAY
1 -	37.764	23.699	1:01.463	70.75	4.125	10:33:43.470
2 -	35.331	24.470	59.801 (3)	72.71	2.463	10:34:43.271
3 -	35.248	22.736	57.984 (2)	74.99	0.646	10:35:41.255
4 -	35.460	24.765	1:00.225	72.20	2.887	10:36:41.480
5 -	34.541	22.797	57.338 (1)	75.84		10:37:38.818

P13	89 A	Zi JONES	Suzuki - Newland Building Services		
IDEAL LAP TIME :	56.915	BEST LAP TIME :	57.361	DIFFERENCE :	0.446

LAP	SECTOR 1	SECTOR 2	LAP TIME	MPH	DIFF	TIME OF DAY
1 -	44.118	28.703	1:12.821	59.71	15.460	10:34:21.919
2 -	42.363	25.776	1:08.139	63.81	10.778	10:35:30.058
3 -	37.873	23.811	1:01.684	70.49	4.323	10:36:31.742

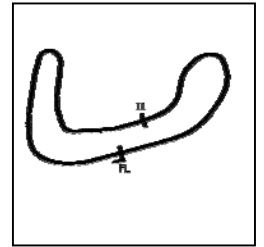
Weather / Track : Cloudy / Damp

Brands Hatch Indy
Circuit Length = 1.2079 miles
Start: 10:32 Flag 10:44 End: 10:46

BMCRC - MRO Championships 2019 - Rnd 1 @ Brands Hatch Indy

BMCRC Thunderbike Sport

QUALIFYING - SECTOR ANALYSIS



SECTOR 1 = FL to I1, SECTOR 2 = I1 to FL, DIFF = Difference To Personal Best Lap, P = Crossed Finish Line in Pit Lane, D = Time Disallowed

4 -	36.255	23.087	59.342	73.28	1.981	10:37:31.084
5 -	37.274	23.654	1:00.928	71.37	3.567	10:38:32.012
6 -	36.095	23.869	59.964	72.52	2.603	10:39:31.976
7 -	34.447	23.431	57.878 (2)	75.13	0.517	10:40:29.854
8 -	34.893	22.468	57.361 (1)	75.81		10:41:27.215
9 -	35.247	23.565	58.812	73.94	1.451	10:42:26.027
10 -	37.718	24.084	1:01.802	70.36	4.441	10:43:27.829
11 -	35.759	22.764	58.523	74.30	1.162	10:44:26.352
12 -	35.399	23.066	58.465 (3)	74.37	1.104	10:45:24.817

P14 961 A Jack SIM			Yamaha -			
IDEAL LAP TIME : 57.111		BEST LAP TIME : 57.510		DIFFERENCE : 0.399		
LAP	SECTOR 1	SECTOR 2	LAP TIME	MPH	DIFF	TIME OF DAY
1 -	41.591	24.954	1:06.545	65.34	9.035	10:34:12.084
2 -	36.796	23.892	1:00.688	71.65	3.178	10:35:12.772
3 -	35.944	23.391	59.335	73.28	1.825	10:36:12.107
4 -	35.808	23.354	59.162	73.50	1.652	10:37:11.269
5 -	35.355	23.349	58.704	74.07	1.194	10:38:09.973
6 -	34.829	22.880	57.709 (2)	75.35	0.199	10:39:07.682
7 -	34.231	23.279	57.510 (1)	75.61		10:40:05.192
8 -	34.572	24.786	59.358	73.26	1.848	10:41:04.550
9 -	34.540	23.535	58.075	74.87	0.565	10:42:02.625
10 -	34.841	23.048	57.889 (3)	75.11	0.379	10:43:00.514

P15 100 A Craig HOWTON			Honda - Me			
IDEAL LAP TIME : 57.200		BEST LAP TIME : 57.613		DIFFERENCE : 0.413		
LAP	SECTOR 1	SECTOR 2	LAP TIME	MPH	DIFF	TIME OF DAY
1 -	39.956	24.004	1:03.960	67.98	6.347	10:33:39.698
2 -	36.993	23.884	1:00.877	71.43	3.264	10:34:40.575
3 -	36.348	23.379	59.727	72.80	2.114	10:35:40.302
4 -	35.275	22.338	57.613 (1)	75.47		10:36:37.915
5 -	36.371	22.757	59.128	73.54	1.515	10:37:37.043
6 -	34.878	23.292	58.170 (2)	74.75	0.557	10:38:35.213
7 -	35.257	23.096	58.353 (3)	74.52	0.740	10:39:33.566

P16 104 C Alex ROBINSON (R)			Honda - Boa			
IDEAL LAP TIME : 57.612		BEST LAP TIME : 57.621		DIFFERENCE : 0.009		
LAP	SECTOR 1	SECTOR 2	LAP TIME	MPH	DIFF	TIME OF DAY
1 -	42.334	24.328	1:06.662	65.23	9.041	10:34:10.143
2 -	36.408	23.467	59.875	72.62	2.254	10:35:10.018
3 -	37.011	25.350	1:02.361	69.73	4.740	10:36:12.379
4 -	38.119	24.538	1:02.657	69.40	5.036	10:37:15.036
5 -	37.261	23.062	1:00.323	72.08	2.702	10:38:15.359
6 -	35.903	23.555	59.458	73.13	1.837	10:39:14.817
7 -	36.372	23.173	59.545	73.03	1.924	10:40:14.362
8 -	36.458	23.622	1:00.080	72.38	2.459	10:41:14.442
9 -	36.675	23.352	1:00.027	72.44	2.406	10:42:14.469
10 -	36.026	22.791	58.817 (3)	73.93	1.196	10:43:13.286
11 -	35.210	22.411	57.621 (1)	75.46		10:44:10.907
12 -	36.252	22.402	58.654 (2)	74.13	1.033	10:45:09.561

P17 48 A Shaun WALLIS			Yamaha - Watling Tyres			
IDEAL LAP TIME : 57.240		BEST LAP TIME : 57.639		DIFFERENCE : 0.399		
LAP	SECTOR 1	SECTOR 2	LAP TIME	MPH	DIFF	TIME OF DAY
1 -	40.068	24.597	1:04.665	67.24	7.026	10:34:08.296
2 -	36.284	25.064	1:01.348	70.88	3.709	10:35:09.644
3 -	37.081	24.780	1:01.861	70.29	4.222	10:36:11.505
4 -	37.074	23.661	1:00.735	71.59	3.096	10:37:12.240
5 -	36.027	23.548	59.575	72.99	1.936	10:38:11.815
6 -	36.136	22.952	59.088	73.59	1.449	10:39:10.903

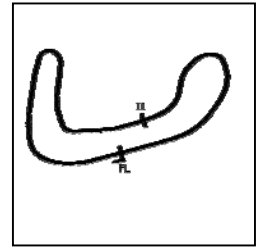
Weather / Track : Cloudy / Damp

Brands Hatch Indy
Circuit Length = 1.2079 miles
Start: 10:32 Flag 10:44 End: 10:46

BMCRC - MRO Championships 2019 - Rnd 1 @ Brands Hatch Indy

BMCRC Thunderbike Sport

QUALIFYING - SECTOR ANALYSIS



SECTOR 1 = FL to I1, SECTOR 2 = I1 to FL, DIFF = Difference To Personal Best Lap, P = Crossed Finish Line in Pit Lane, D = Time Disallowed

7 -	36.041	23.564	59.605	72.95	1.966	10:40:10.508
8 -	34.950	23.310	58.260 (3)	74.64	0.621	10:41:08.768
9 -	35.301	22.825	58.126 (2)	74.81	0.487	10:42:06.894
10 -	34.959	23.694	58.653	74.14	1.014	10:43:05.547
11 -	35.274	22.365	57.639 (1)	75.44		10:44:03.186
12 -	34.875	25.043	59.918	72.57	2.279	10:45:03.104

P18	10 A	Bradley ROBINSON	Kawasaki -
IDEAL LAP TIME : 57.658		BEST LAP TIME : 57.658	DIFFERENCE : 0.000

LAP	SECTOR 1	SECTOR 2	LAP TIME	MPH	DIFF	TIME OF DAY
1 -	41.230	25.495	1:06.725	65.17	9.067	10:33:51.963
2 -	36.764	24.777	1:01.541	70.66	3.883	10:34:53.504
3 -	35.615	23.289	58.904 (3)	73.82	1.246	10:35:52.408
4 -	36.419	23.122	59.541	73.03	1.883	10:36:51.949
5 -	34.828	22.830	57.658 (1)	75.42		10:37:49.607
6 -	38.354	25.931	1:04.285	67.64	6.627	10:38:53.892
7 -	38.079	24.232	1:02.311	69.78	4.653	10:39:56.203
8 -	35.861	23.797	59.658	72.89	2.000	10:40:55.861
9 -	37.359	23.695	1:01.054	71.22	3.396	10:41:56.915
10 -	35.022	22.960	57.982 (2)	74.99	0.324	10:42:54.897

P19	42 A	Scott MILLER	Yamaha - Autoenhance colchester
IDEAL LAP TIME : 57.315		BEST LAP TIME : 57.788	DIFFERENCE : 0.473

LAP	SECTOR 1	SECTOR 2	LAP TIME	MPH	DIFF	TIME OF DAY
1 -	43.398	25.622	1:09.020	63.00	11.232	10:34:12.119
2 -	39.823	24.504	1:04.327	67.60	6.539	10:35:16.446
3 -	38.013	24.330	1:02.343	69.75	4.555	10:36:18.789
4 -	39.952	25.373	1:05.325	66.56	7.537	10:37:24.114
5 -	38.919	24.976	1:03.895	68.05	6.107	10:38:28.009
6 -	38.160	IN PIT	2:53.234 P	25.10	1:55.446	10:41:21.243
7 -	OUTLAP	23.911	1:04.587	67.32	6.799	10:42:25.830
8 -	37.224	22.731	59.955 (3)	72.53	2.167	10:43:25.785
9 -	34.942	22.847	57.789 (2)	75.24	0.001	10:44:23.574
10 -	35.415	22.373	57.788 (1)	75.25		10:45:21.362

P20	261 C	Michael BENN (R)	Yamaha - Michael Benn Plumbing and Heating
IDEAL LAP TIME : 57.236		BEST LAP TIME : 57.861	DIFFERENCE : 0.625

LAP	SECTOR 1	SECTOR 2	LAP TIME	MPH	DIFF	TIME OF DAY
1 -	38.713	24.112	1:02.825	69.21	4.964	10:33:40.295
2 -	37.625	24.246	1:01.871	70.28	4.010	10:34:42.166
3 -	35.874	22.663	58.537	74.28	0.676	10:35:40.703
4 -	35.556	23.075	58.631	74.16	0.770	10:36:39.334
5 -	35.415	23.200	58.615	74.18	0.754	10:37:37.949
6 -	35.567	22.481	58.048 (2)	74.91	0.187	10:38:35.997
7 -	35.593	22.539	58.132 (3)	74.80	0.271	10:39:34.129
8 -	34.886	22.975	57.861 (1)	75.15		10:40:31.990

P21	191 A	James SEATH	Kawasaki - Ovenden Earthmoving
IDEAL LAP TIME : 57.829		BEST LAP TIME : 57.928	DIFFERENCE : 0.099

LAP	SECTOR 1	SECTOR 2	LAP TIME	MPH	DIFF	TIME OF DAY
1 -	39.272	24.278	1:03.550	68.42	5.622	10:33:44.779
2 -	37.172	26.462	1:03.634	68.33	5.706	10:34:48.413
3 -	36.129	23.523	59.652	72.89	1.724	10:35:48.065
4 -	34.830	23.098	57.928 (1)	75.06		10:36:45.993
5 -	36.612	23.110	59.722	72.81	1.794	10:37:45.715
6 -	35.805	23.583	59.388	73.22	1.460	10:38:45.103
7 -	37.543	24.796	1:02.339	69.75	4.411	10:39:47.442
8 -	38.646	24.336	1:02.982	69.04	5.054	10:40:50.424
9 -	35.934	23.863	59.797	72.72	1.869	10:41:50.221
10 -	35.704	25.233	1:00.937	71.36	3.009	10:42:51.158

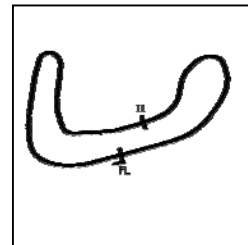
Weather / Track : Cloudy / Damp

Brands Hatch Indy
Circuit Length = 1.2079 miles
Start: 10:32 Flag 10:44 End: 10:46

BMCRC - MRO Championships 2019 - Rnd 1 @ Brands Hatch Indy

BMCRC Thunderbike Sport

QUALIFYING - SECTOR ANALYSIS



SECTOR 1 = FL to I1, SECTOR 2 = I1 to FL, DIFF = Difference To Personal Best Lap, P = Crossed Finish Line in Pit Lane, D = Time Disallowed

11 -	35.453	23.577	59.030 (3)	73.66	1.102	10:43:50.188
12 -	36.045	23.715	59.760	72.76	1.832	10:44:49.948
13 -	35.903	22.999	58.902 (2)	73.82	0.974	10:45:48.850

P22 666 B	Shane BEASLEY		Yamaha -			
IDEAL LAP TIME : 57.807		BEST LAP TIME : 57.997	DIFFERENCE : 0.190			
LAP	SECTOR 1	SECTOR 2	LAP TIME	MPH	DIFF	TIME OF DAY
1 -	37.401	22.933	1:00.334	72.07	2.337	10:33:31.983
2 -	35.469	24.732	1:00.201	72.23	2.204	10:34:32.184
3 -	36.109	23.243	59.352 (3)	73.26	1.355	10:35:31.536
4 -	35.543	22.814	58.357 (2)	74.51	0.360	10:36:29.893
5 -	34.993	23.004	57.997 (1)	74.97		10:37:27.890
6 -	37.692	24.184	1:01.876	70.27	3.879	10:38:29.766

P23 65 B	Andrew MOXON		Yamaha - Suzanne Moxon			
IDEAL LAP TIME : 58.081		BEST LAP TIME : 58.081	DIFFERENCE : 0.000			
LAP	SECTOR 1	SECTOR 2	LAP TIME	MPH	DIFF	TIME OF DAY
1 -	39.725	24.131	1:03.856	68.10	5.775	10:33:40.021
2 -	37.506	26.177	1:03.683	68.28	5.602	10:34:43.704
3 -	36.621	23.750	1:00.371 (3)	72.03	2.290	10:35:44.075
4 -	36.119	23.061	59.180 (2)	73.48	1.099	10:36:43.255
5 -	35.157	22.924	58.081 (1)	74.87		10:37:41.336

P24 85 B	Andrew KITE		Ducati - Red Rebel Racing			
IDEAL LAP TIME : 58.005		BEST LAP TIME : 58.141	DIFFERENCE : 0.136			
LAP	SECTOR 1	SECTOR 2	LAP TIME	MPH	DIFF	TIME OF DAY
1 -	41.678	24.975	1:06.653	65.24	8.512	10:33:48.124
2 -	37.144	24.550	1:01.694	70.48	3.553	10:34:49.818
3 -	37.266	23.979	1:01.245	71.00	3.104	10:35:51.063
4 -	38.151	23.888	1:02.039	70.09	3.898	10:36:53.102
5 -	36.484	25.626	1:02.110	70.01	3.969	10:37:55.212
6 -	35.809	23.496	59.305 (2)	73.32	1.164	10:38:54.517
7 -	38.613	23.622	1:02.235	69.87	4.094	10:39:56.752
8 -	36.768	23.908	1:00.676	71.66	2.535	10:40:57.428
9 -	37.517	23.992	1:01.509	70.69	3.368	10:41:58.937
10 -	35.186	22.955	58.141 (1)	74.79		10:42:57.078
11 -	35.050	24.663	59.713	72.82	1.572	10:43:56.791
12 -	36.105	23.527	59.632 (3)	72.92	1.491	10:44:56.423

P25 0 B	Luke STANLEY		Suzuki - Urban Race Tribe			
IDEAL LAP TIME : 58.069		BEST LAP TIME : 58.379	DIFFERENCE : 0.310			
LAP	SECTOR 1	SECTOR 2	LAP TIME	MPH	DIFF	TIME OF DAY
1 -	40.189	24.304	1:04.493	67.42	6.114	10:34:07.379
2 -	37.345	25.277	1:02.622	69.44	4.243	10:35:10.001
3 -	37.578	24.787	1:02.365	69.72	3.986	10:36:12.366
4 -	37.505	23.420	1:00.925	71.37	2.546	10:37:13.291
5 -	37.513	23.162	1:00.675	71.67	2.296	10:38:13.966
6 -	36.193	23.520	59.713	72.82	1.334	10:39:13.679
7 -	36.216	23.424	59.640	72.91	1.261	10:40:13.319
8 -	35.314	23.065	58.379 (1)	74.48		10:41:11.698
9 -	36.026	23.311	59.337 (3)	73.28	0.958	10:42:11.035
10 -	35.284	23.651	58.935 (2)	73.78	0.556	10:43:09.970
11 -	35.670	23.937	59.607	72.95	1.228	10:44:09.577
12 -	35.438	22.785	58.223 D	74.68		10:45:07.800

P26 37 B	Ricky WOODS		Suzuki - T & S Vehicle Repairs			
IDEAL LAP TIME : 58.510		BEST LAP TIME : 58.573	DIFFERENCE : 0.063			
LAP	SECTOR 1	SECTOR 2	LAP TIME	MPH	DIFF	TIME OF DAY
1 -	44.701	24.495	1:09.196	62.84	10.623	10:34:13.145

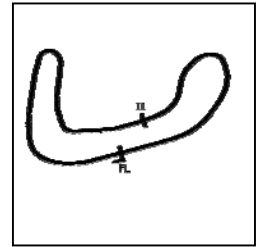
Weather / Track : Cloudy / Damp

Brands Hatch Indy
Circuit Length = 1.2079 miles
Start: 10:32 Flag 10:44 End: 10:46

BMCRC - MRO Championships 2019 - Rnd 1 @ Brands Hatch Indy

BMCRC Thunderbike Sport

QUALIFYING - SECTOR ANALYSIS



SECTOR 1 = FL to I1, SECTOR 2 = I1 to FL, DIFF = Difference To Personal Best Lap, P = Crossed Finish Line in Pit Lane, D = Time Disallowed

2 -	38.138	23.113	1:01.251	70.99	2.678	10:35:14.396
3 -	35.397	23.176	58.573 (1)	74.24		10:36:12.969
4 -	38.390	23.751	1:02.141	69.97	3.568	10:37:15.110
5 -	35.977	23.243	59.220 (3)	73.43	0.647	10:38:14.330
6 -	35.519	23.685	59.204 (2)	73.45	0.631	10:39:13.534
7 -	37.832	23.785	1:01.617	70.57	3.044	10:40:15.151
8 -	36.546	24.227	1:00.773	71.55	2.200	10:41:15.924
9 -	36.765	23.540	1:00.305	72.11	1.732	10:42:16.229

P27 90 B Edward WATSON		Yamaha - Motorsportdays.com TEA Time Racing				
IDEAL LAP TIME : 58.462		BEST LAP TIME : 58.639		DIFFERENCE : 0.177		
LAP	SECTOR 1	SECTOR 2	LAP TIME	MPH	DIFF	TIME OF DAY
1 -	OUTLAP	27.240	1:12.960	59.60	14.321	10:35:07.879
2 -	38.391	25.021	1:03.412	68.57	4.773	10:36:11.291
3 -	36.334	23.193	59.527 (2)	73.05	0.888	10:37:10.818
4 -	35.269	23.370	58.639 (1)	74.15		10:38:09.457
5 -	36.182	24.257	1:00.439 (3)	71.95	1.800	10:39:09.896

P28 778 B Michael NEILLANS		Suzuki - Ghekkto Ltd / Trialsday				
IDEAL LAP TIME : 58.774		BEST LAP TIME : 58.774		DIFFERENCE : 0.000		
LAP	SECTOR 1	SECTOR 2	LAP TIME	MPH	DIFF	TIME OF DAY
1 -	44.698	27.530	1:12.228	60.20	13.454	10:34:18.784
2 -	41.048	25.212	1:06.260	65.62	7.486	10:35:25.044
3 -	39.100	24.307	1:03.407	68.58	4.633	10:36:28.451
4 -	38.574	23.733	1:02.307	69.79	3.533	10:37:30.758
5 -	38.852	24.660	1:03.512	68.46	4.738	10:38:34.270
6 -	39.601	23.536	1:03.137	68.87	4.363	10:39:37.407
7 -	37.045	24.486	1:01.531	70.67	2.757	10:40:38.938
8 -	37.421	23.283	1:00.704	71.63	1.930	10:41:39.642
9 -	36.274	22.780	59.054 (2)	73.63	0.280	10:42:38.696
10 -	36.685	22.966	59.651	72.90	0.877	10:43:38.347
11 -	36.215	22.867	59.082 (3)	73.60	0.308	10:44:37.429
12 -	36.002	22.772	58.774 (1)	73.98		10:45:36.203

P29 72 B Kevin MILLER		Honda - Mechanical Air Supplies Ltd				
IDEAL LAP TIME : 58.901		BEST LAP TIME : 58.901		DIFFERENCE : 0.000		
LAP	SECTOR 1	SECTOR 2	LAP TIME	MPH	DIFF	TIME OF DAY
1 -	44.741	29.063	1:13.804	58.92	14.903	10:34:20.756
2 -	46.821	25.839	1:12.660	59.84	13.759	10:35:33.416
3 -	38.504	24.536	1:03.040	68.98	4.139	10:36:36.456
4 -	38.165	23.554	1:01.719	70.45	2.818	10:37:38.175
5 -	39.692	24.169	1:03.861	68.09	4.960	10:38:42.036
6 -	37.001	24.618	1:01.619	70.57	2.718	10:39:43.655
7 -	36.903	24.636	1:01.539	70.66	2.638	10:40:45.194
8 -	36.125	24.024	1:00.149	72.29	1.248	10:41:45.343
9 -	37.601	23.297	1:00.898	71.40	1.997	10:42:46.241
10 -	35.848	23.053	58.901 (1)	73.82		10:43:45.142
11 -	35.937	23.110	59.047 (2)	73.64	0.146	10:44:44.189
12 -	36.727	23.347	1:00.074 (3)	72.38	1.173	10:45:44.263

P30 84 B Ricardo BRANCO		Yamaha - IMP Racing				
IDEAL LAP TIME : 58.761		BEST LAP TIME : 58.902		DIFFERENCE : 0.141		
LAP	SECTOR 1	SECTOR 2	LAP TIME	MPH	DIFF	TIME OF DAY
1 -	39.088	23.523	1:02.611	69.45	3.709	10:33:40.663
2 -	37.720	24.252	1:01.972	70.17	3.070	10:34:42.635
3 -	36.856	24.358	1:01.214	71.03	2.312	10:35:43.849
4 -	37.230	23.664	1:00.894	71.41	1.992	10:36:44.743
5 -	36.642	23.874	1:00.516	71.85	1.614	10:37:45.259
6 -	36.237	23.578	59.815	72.70	0.913	10:38:45.074
7 -	36.944	24.094	1:01.038	71.24	2.136	10:39:46.112

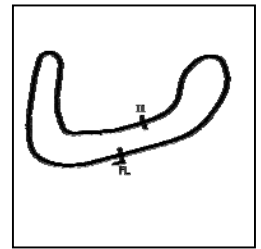
Weather / Track : Cloudy / Damp

Brands Hatch Indy
Circuit Length = 1.2079 miles
Start: 10:32 Flag 10:44 End: 10:46

BMCRC - MRO Championships 2019 - Rnd 1 @ Brands Hatch Indy

BMCRC Thunderbike Sport

QUALIFYING - SECTOR ANALYSIS



SECTOR 1 = FL to I1, SECTOR 2 = I1 to FL, DIFF = Difference To Personal Best Lap, P = Crossed Finish Line in Pit Lane, D = Time Disallowed

8 -	38.578	23.582	1:02.160	69.95	3.258	10:40:48.272
9 -	36.186	23.383	59.569 (3)	73.00	0.667	10:41:47.841
10 -	37.129	23.129	1:00.258	72.16	1.356	10:42:48.099
11 -	36.606	23.877	1:00.483	71.89	1.581	10:43:48.582
12 -	36.022	23.394	59.416 (2)	73.18	0.514	10:44:47.998
13 -	35.632	23.270	58.902 (1)	73.82		10:45:46.900

P31 66 B Mark SMITH			Yamaha - MHP EXHAUST S			
IDEAL LAP TIME : 58.978		BEST LAP TIME : 58.978		DIFFERENCE : 0.000		
LAP	SECTOR 1	SECTOR 2	LAP TIME	MPH	DIFF	TIME OF DAY
1 -	43.309	26.368	1:09.677	62.41	10.699	10:33:51.640
2 -	38.586	25.590	1:04.176	67.76	5.198	10:34:55.816
3 -	38.149	24.383	1:02.532	69.54	3.554	10:35:58.348
4 -	38.720	24.493	1:03.213	68.79	4.235	10:37:01.561
5 -	36.885	23.673	1:00.558	71.80	1.580	10:38:02.119
6 -	37.094	26.137	1:03.231	68.77	4.253	10:39:05.350
7 -	36.151	23.732	59.883 (2)	72.61	0.905	10:40:05.233
8 -	36.407	25.931	1:02.338	69.75	3.360	10:41:07.571
9 -	36.738	23.347	1:00.085 (3)	72.37	1.107	10:42:07.656
10 -	37.580	23.449	1:01.029	71.25	2.051	10:43:08.685
11 -	36.379	24.195	1:00.574	71.78	1.596	10:44:09.259
12 -	35.937	23.041	58.978 (1)	73.73		10:45:08.237

P32 94 B Ian SOILLEUX			Suzuki - me			
IDEAL LAP TIME : 58.734		BEST LAP TIME : 59.196		DIFFERENCE : 0.462		
LAP	SECTOR 1	SECTOR 2	LAP TIME	MPH	DIFF	TIME OF DAY
1 -	39.809	24.038	1:03.847	68.10	4.651	10:33:43.605
2 -	38.793	26.387	1:05.180	66.71	5.984	10:34:48.785
3 -	37.009	23.176	1:00.185	72.25	0.989	10:35:48.970
4 -	36.160	23.036	59.196 (1)	73.46		10:36:48.166
5 -	36.487	23.332	59.819	72.69	0.623	10:37:47.985
6 -	36.674	23.390	1:00.064	72.39	0.868	10:38:48.049
7 -	35.905	23.826	59.731	72.80	0.535	10:39:47.780
8 -	38.937	24.517	1:03.454	68.53	4.258	10:40:51.234
9 -	36.394	22.829	59.223 (2)	73.42	0.027	10:41:50.457
10 -	36.782	24.228	1:01.010	71.27	1.814	10:42:51.467
11 -	36.597	22.949	59.546 (3)	73.02	0.350	10:43:51.013
12 -	36.187	23.402	59.589	72.97	0.393	10:44:50.602

P33 45 C John FORTEY (R)			Suzuki -			
IDEAL LAP TIME : 59.268		BEST LAP TIME : 59.268		DIFFERENCE : 0.000		
LAP	SECTOR 1	SECTOR 2	LAP TIME	MPH	DIFF	TIME OF DAY
1 -	39.699	24.731	1:04.430	67.49	5.162	10:34:00.558
2 -	38.634	25.338	1:03.972	67.97	4.704	10:35:04.530
3 -	37.992	24.769	1:02.761	69.28	3.493	10:36:07.291
4 -	37.448	24.626	1:02.074	70.05	2.806	10:37:09.365
5 -	37.854	23.866	1:01.720	70.45	2.452	10:38:11.085
6 -	37.981	24.138	1:02.119	70.00	2.851	10:39:13.204
7 -	37.253	23.618	1:00.871 (3)	71.43	1.603	10:40:14.075
8 -	35.816	23.452	59.268 (1)	73.37		10:41:13.343
9 -	36.175	23.962	1:00.137 (2)	72.31	0.869	10:42:13.480
10 -	37.319	24.659	1:01.978	70.16	2.710	10:43:15.458

P34 54 B Adam JAMISON			Suzuki - AJ Racing			
IDEAL LAP TIME : 59.258		BEST LAP TIME : 59.667		DIFFERENCE : 0.409		
LAP	SECTOR 1	SECTOR 2	LAP TIME	MPH	DIFF	TIME OF DAY
1 -	37.675	23.580	1:01.255	70.99	1.588	10:33:35.076
2 -	36.334	24.534	1:00.868	71.44	1.201	10:34:35.944
3 -	37.076	23.223	1:00.299 (3)	72.11	0.632	10:35:36.243
4 -	36.035	23.632	59.667 (1)	72.88		10:36:35.910

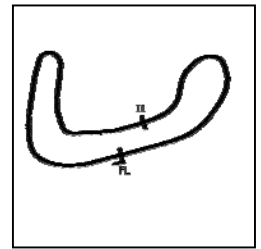
Weather / Track : Cloudy / Damp

Brands Hatch Indy
Circuit Length = 1.2079 miles
Start: 10:32 Flag 10:44 End: 10:46

BMCRC - MRO Championships 2019 - Rnd 1 @ Brands Hatch Indy

BMCRC Thunderbike Sport

QUALIFYING - SECTOR ANALYSIS



SECTOR 1 = FL to I1, SECTOR 2 = I1 to FL, DIFF = Difference To Personal Best Lap, P = Crossed Finish Line in Pit Lane, D = Time Disallowed

5 - 1:00.226 (2) 72.20 0.559 10:37:36.136

P35 51 B Paul BEESLEY		Yamaha -				
IDEAL LAP TIME : 1:00.230		BEST LAP TIME : 1:00.230		DIFFERENCE : 0.000		
LAP	SECTOR 1	SECTOR 2	LAP TIME	MPH	DIFF	TIME OF DAY
1 -	44.247	26.547	1:10.794	61.42	10.564	10:33:54.320
2 -	40.844	26.484	1:07.328	64.58	7.098	10:35:01.648
3 -	40.344	24.347	1:04.691	67.22	4.461	10:36:06.339
4 -	38.144	24.635	1:02.779	69.26	2.549	10:37:09.118
5 -	37.000	24.438	1:01.438	70.78	1.208	10:38:10.556
6 -	38.321	23.693	1:02.014	70.12	1.784	10:39:12.570
7 -	37.009	23.954	1:00.963 (3)	71.33	0.733	10:40:13.533
8 -	37.075	23.534	1:00.609 (2)	71.74	0.379	10:41:14.142
9 -	36.774	23.456	1:00.230 (1)	72.19		10:42:14.372

P36 624 C Matthew FEDRICK (R)		Yamaha - Matthew Fedrick farriers ltd				
IDEAL LAP TIME : 59.634		BEST LAP TIME : 1:00.317		DIFFERENCE : 0.683		
LAP	SECTOR 1	SECTOR 2	LAP TIME	MPH	DIFF	TIME OF DAY
1 -	43.981	27.611	1:11.592	60.74	11.275	10:34:22.582
2 -	40.790	26.357	1:07.147	64.76	6.830	10:35:29.729
3 -	37.348	24.531	1:01.879	70.27	1.562	10:36:31.608
4 -	37.349	23.893	1:01.242 (3)	71.00	0.925	10:37:32.850
5 -	37.603	25.491	1:03.094	68.92	2.777	10:38:35.944
6 -	41.232	25.780	1:07.012	64.89	6.695	10:39:42.956
7 -	37.267	24.714	1:01.981	70.16	1.664	10:40:44.937
8 -	36.183	24.134	1:00.317 (1)	72.09		10:41:45.254
9 -	37.644	24.151	1:01.795	70.37	1.478	10:42:47.049
10 -	37.481	24.157	1:01.638	70.55	1.321	10:43:48.687
11 -	37.694	24.001	1:01.695	70.48	1.378	10:44:50.382
12 -	37.264	23.451	1:00.715 (2)	71.62	0.398	10:45:51.097

P37 9 B Karl COONEY		Kawasaki - Me, Myself and I				
IDEAL LAP TIME : 1:01.351		BEST LAP TIME : 1:01.351		DIFFERENCE : 0.000		
LAP	SECTOR 1	SECTOR 2	LAP TIME	MPH	DIFF	TIME OF DAY
1 -	44.514	28.112	1:12.626	59.87	11.275	10:34:18.262
2 -	40.785	25.616	1:06.401	65.49	5.050	10:35:24.663
3 -	40.233	26.071	1:06.304	65.58	4.953	10:36:30.967
4 -	41.464	25.556	1:07.020	64.88	5.669	10:37:37.987
5 -	40.392	25.730	1:06.122	65.76	4.771	10:38:44.109
6 -	38.888	26.140	1:05.028	66.87	3.677	10:39:49.137
7 -	39.279	26.991	1:06.270	65.61	4.919	10:40:55.407
8 -	42.561	24.946	1:07.507	64.41	6.156	10:42:02.914
9 -	38.272	25.651	1:03.923 (3)	68.02	2.572	10:43:06.837
10 -	38.819	24.841	1:03.660 (2)	68.30	2.309	10:44:10.497
11 -	37.021	24.330	1:01.351 (1)	70.88		10:45:11.848

P38 196 C Emma PETERSON (R)		Yamaha - Plus racing gear, Helmet city Chichester, WG Tyres B				
IDEAL LAP TIME : 1:01.359		BEST LAP TIME : 1:01.577		DIFFERENCE : 0.218		
LAP	SECTOR 1	SECTOR 2	LAP TIME	MPH	DIFF	TIME OF DAY
1 -	OUTLAP	28.971	1:18.212	55.60	16.635	10:34:49.293
2 -	41.910	26.575	1:08.485	63.49	6.908	10:35:57.778
3 -	41.632	25.978	1:07.610	64.31	6.033	10:37:05.388
4 -	38.409	25.929	1:04.338	67.58	2.761	10:38:09.726
5 -	39.502	25.449	1:04.951	66.95	3.374	10:39:14.677
6 -	38.903	25.005	1:03.908	68.04	2.331	10:40:18.585
7 -	37.992	25.059	1:03.051	68.96	1.474	10:41:21.636
8 -	39.196	24.609	1:03.805	68.15	2.228	10:42:25.441
9 -	37.912	24.344	1:02.256 (3)	69.85	0.679	10:43:27.697
10 -	37.378	24.199	1:01.577 (1)	70.62		10:44:29.274
11 -	37.160	24.969	1:02.129 (2)	69.99	0.552	10:45:31.403

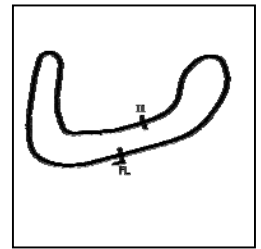
Weather / Track : Cloudy / Damp

Brands Hatch Indy
Circuit Length = 1.2079 miles
Start: 10:32 Flag 10:44 End: 10:46

BMCRC - MRO Championships 2019 - Rnd 1 @ Brands Hatch Indy

BMCRC Thunderbike Sport

QUALIFYING - SECTOR ANALYSIS



SECTOR 1 = FL to I1, SECTOR 2 = I1 to FL, DIFF = Difference To Personal Best Lap, P = Crossed Finish Line in Pit Lane, D = Time Disallowed

P39 16 B Geoff LANSDALL			Suzuki - EPG Domestic			
IDEAL LAP TIME : 1:02.362		BEST LAP TIME : 1:02.362		DIFFERENCE : 0.000		
LAP	SECTOR 1	SECTOR 2	LAP TIME	MPH	DIFF	TIME OF DAY
1 -	44.685	28.418	1:13.103	59.48	10.741	10:34:20.456
2 -	42.368	26.209	1:08.577	63.41	6.215	10:35:29.033
3 -	39.226	24.748	1:03.974 (3)	67.97	1.612	10:36:33.007
4 -	39.143	24.389	1:03.532 (2)	68.44	1.170	10:37:36.539
5 -	38.159	24.203	1:02.362 (1)	69.73		10:38:38.901
6 -	39.316	25.761	1:05.077	66.82	2.715	10:39:43.978

P40 101 B Glen TRIPP			Honda - yaki too racing			
IDEAL LAP TIME : 1:02.890		BEST LAP TIME : 1:03.538		DIFFERENCE : 0.648		
LAP	SECTOR 1	SECTOR 2	LAP TIME	MPH	DIFF	TIME OF DAY
1 -	45.866	28.474	1:14.340	58.49	10.802	10:34:27.159
2 -	42.102	26.343	1:08.445	63.53	4.907	10:35:35.604
3 -	40.754	27.360	1:08.114	63.84	4.576	10:36:43.718
4 -	40.440	25.481	1:05.921	65.96	2.383	10:37:49.639
5 -	39.795	24.862	1:04.657	67.25	1.119	10:38:54.296
6 -	39.453	26.203	1:05.656	66.23	2.118	10:39:59.952
7 -	40.165	27.489	1:07.654	64.27	4.116	10:41:07.606
8 -	39.348	24.836	1:04.184 (3)	67.75	0.646	10:42:11.790
9 -	38.843	24.695	1:03.538 (1)	68.44		10:43:15.328
10 -	39.401	24.886	1:04.287	67.64	0.749	10:44:19.615
11 -	39.822	24.047	1:03.869 (2)	68.08	0.331	10:45:23.484

P41 33 C Peter PARAPANOS (R)			Honda -			
IDEAL LAP TIME : 1:04.077		BEST LAP TIME : 1:04.077		DIFFERENCE : 0.000		
LAP	SECTOR 1	SECTOR 2	LAP TIME	MPH	DIFF	TIME OF DAY
1 -	43.420	26.734	1:10.154	61.98	6.077	10:33:56.792
2 -	41.129	27.195	1:08.324	63.64	4.247	10:35:05.116
3 -	40.631	26.590	1:07.221	64.69	3.144	10:36:12.337
4 -	40.998	28.109	1:09.107	62.92	5.030	10:37:21.444
5 -	39.537	27.238	1:06.775	65.12	2.698	10:38:28.219
6 -	40.219	26.345	1:06.564	65.32	2.487	10:39:34.783
7 -	38.652	25.425	1:04.077 (1)	67.86		10:40:38.860
8 -	40.009	26.161	1:06.170 (3)	65.71	2.093	10:41:45.030
9 -	40.651	25.843	1:06.494	65.39	2.417	10:42:51.524
10 -	39.577	25.811	1:05.388 (2)	66.50	1.311	10:43:56.912
11 -	40.822	27.656	1:08.478	63.50	4.401	10:45:05.390

P42 21 C Taylor SHORES (R)			Yamaha -			
IDEAL LAP TIME : 1:04.124		BEST LAP TIME : 1:04.179		DIFFERENCE : 0.055		
LAP	SECTOR 1	SECTOR 2	LAP TIME	MPH	DIFF	TIME OF DAY
1 -		IN PIT	3:02.984 P	23.76	1:58.805	10:36:09.805
2 -	OUTLAP	27.638	1:17.121	56.38	12.942	10:37:26.926
3 -	41.480	27.191	1:08.671	63.32	4.492	10:38:35.597
4 -	41.328	27.927	1:09.255	62.79	5.076	10:39:44.852
5 -	41.557	26.949	1:08.506	63.47	4.327	10:40:53.358
6 -	41.145	26.782	1:07.927	64.01	3.748	10:42:01.285
7 -	39.330	25.746	1:05.076 (3)	66.82	0.897	10:43:06.361
8 -	38.378	25.801	1:04.179 (1)	67.75		10:44:10.540
9 -	38.645	26.108	1:04.753 (2)	67.15	0.574	10:45:15.293

P43 22 B Matthew MAY			Honda - Tliehurst Glass Racing			
IDEAL LAP TIME : 1:05.006		BEST LAP TIME : 1:05.603		DIFFERENCE : 0.597		
LAP	SECTOR 1	SECTOR 2	LAP TIME	MPH	DIFF	TIME OF DAY
1 -	46.117	29.300	1:15.417	57.66	9.814	10:34:18.750
2 -	43.817	27.547	1:11.364	60.93	5.761	10:35:30.114
3 -	40.493	27.214	1:07.707	64.22	2.104	10:36:37.821

Weather / Track : Cloudy / Damp

Brands Hatch Indy
Circuit Length = 1.2079 miles
Start: 10:32 Flag 10:44 End: 10:46

BMCRC - MRO Championships 2019 - Rnd 1 @ Brands Hatch Indy

BMCRC Thunderbike Sport

QUALIFYING - SECTOR ANALYSIS



SECTOR 1 = FL to I1, SECTOR 2 = I1 to FL, DIFF = Difference To Personal Best Lap, P = Crossed Finish Line in Pit Lane, D = Time Disallowed

4 -	40.562	27.198	1:07.760	64.17	2.157	10:37:45.581
5 -	41.612	26.433	1:08.045	63.90	2.442	10:38:53.626
6 -	39.890	26.169	1:06.059	65.82	0.456	10:39:59.685
7 -	39.972	28.545	1:08.517	63.46	2.914	10:41:08.202
8 -	39.989	25.724	1:05.713 (2)	66.17	0.110	10:42:13.915
9 -	39.292	26.311	1:05.603 (1)	66.28		10:43:19.518
10 -	39.282	26.448	1:05.730 (3)	66.15	0.127	10:44:25.248
11 -	40.084	26.153	1:06.237	65.65	0.634	10:45:31.485

P44 24 C		Harley GODZISZ		Honda - W.O.T Security		
IDEAL LAP TIME : 1:06.465		BEST LAP TIME : 1:06.465		DIFFERENCE : 0.000		
LAP	SECTOR 1	SECTOR 2	LAP TIME	MPH	DIFF	TIME OF DAY
1 -	OUTLAP	29.007	1:15.717	57.43	9.252	10:37:21.811
2 -	43.063	27.516	1:10.579	61.61	4.114	10:38:32.390
3 -	43.962	27.664	1:11.626	60.71	5.161	10:39:44.016
4 -	42.811	28.171	1:10.982	61.26	4.517	10:40:54.998
5 -	42.478	26.995	1:09.473 (3)	62.59	3.008	10:42:04.471
6 -	41.108	26.679	1:07.787 (2)	64.15	1.322	10:43:12.258
7 -	40.138	26.327	1:06.465 (1)	65.42		10:44:18.723

P45 143 C		Robert DAVIE		Suzuki -		
IDEAL LAP TIME : 1:06.918		BEST LAP TIME : 1:06.918		DIFFERENCE : 0.000		
LAP	SECTOR 1	SECTOR 2	LAP TIME	MPH	DIFF	TIME OF DAY
1 -	43.656	27.117	1:10.773 (3)	61.44	3.855	10:33:52.234
2 -	41.472	27.491	1:08.963 (2)	63.05	2.045	10:35:01.197
3 -	41.053	25.865	1:06.918 (1)	64.98		10:36:08.115

P46 373 C		Robert PRICE (R)		Suzuki -		
IDEAL LAP TIME : 1:07.405		BEST LAP TIME : 1:07.671		DIFFERENCE : 0.266		
LAP	SECTOR 1	SECTOR 2	LAP TIME	MPH	DIFF	TIME OF DAY
1 -	45.332	27.683	1:13.015	59.55	5.344	10:33:57.781
2 -	42.607	28.227	1:10.834	61.39	3.163	10:35:08.615
3 -	43.189	26.582	1:09.771	62.32	2.100	10:36:18.386
4 -	42.919	26.909	1:09.828	62.27	2.157	10:37:28.214
5 -	41.628	26.438	1:08.066 (2)	63.88	0.395	10:38:36.280
6 -	42.271	26.826	1:09.097	62.93	1.426	10:39:45.377
7 -	42.398	27.487	1:09.885	62.22	2.214	10:40:55.262
8 -	42.394	27.074	1:09.468	62.59	1.797	10:42:04.730
9 -	41.720	26.778	1:08.498	63.48	0.827	10:43:13.228
10 -	41.824	26.470	1:08.294 (3)	63.67	0.623	10:44:21.522
11 -	40.967	26.704	1:07.671 (1)	64.26		10:45:29.193

P47 119 C		Aaron WHITING (R)		Yamaha - Whiting Rail Ltd		
IDEAL LAP TIME : 1:08.835		BEST LAP TIME : 1:10.949		DIFFERENCE : 2.114		
LAP	SECTOR 1	SECTOR 2	LAP TIME	MPH	DIFF	TIME OF DAY
1 -	48.360	30.345	1:18.705	55.25	7.756	10:34:18.926
2 -	44.762	28.864	1:13.626 (3)	59.06	2.677	10:35:32.552
3 -	43.516	28.834	1:12.350 (2)	60.10	1.401	10:36:44.902
4 -	44.224	26.725	1:10.949 (1)	61.29		10:37:55.851

P48 481 C		Clinton KEULDER		Yamaha - My wife		
IDEAL LAP TIME : 1:14.659		BEST LAP TIME : 1:14.659		DIFFERENCE : 0.000		
LAP	SECTOR 1	SECTOR 2	LAP TIME	MPH	DIFF	TIME OF DAY
1 -	45.695	28.964	1:14.659 (1)	58.24		10:34:20.140

Weather / Track : Cloudy / Damp

Brands Hatch Indy
Circuit Length = 1.2079 miles
Start: 10:32 Flag 10:44 End: 10:46

BMCRC - MRO Championships 2019 - Rnd 1 @ Brands Hatch Indy

BMCRC Thunderbike Sport

QUALIFYING - BEST SECTORS

SECTOR 1			SECTOR 2			IDEAL / BEST COMPARISON						
POS	NO	NAME	TIME	NO	NAME	TIME	POS	NO	NAME	IDEAL	BEST	DIFF
									PERFECT LAP	53.425		
1	47	WATSON	32.058	47	WATSON	21.367	1	47	WATSON	53.425	53.501	0.076
2	74	SINGLETON	32.428	99	SIMMONS	21.578	2	74	SINGLETON	54.093	54.181	0.088
3	99	SIMMONS	33.321	74	SINGLETON	21.665	3	99	SIMMONS	54.899	54.899	0.000
4	75	MAY	33.335	17	DOWNES (R)	21.774	4	28	LAWSON	55.595	55.595	0.000
5	28	LAWSON	33.731	28	LAWSON	21.864	5	17	DOWNES (R)	55.659	56.249	0.590
6	17	DOWNES (R)	33.885	205	HOLDEN (R)	21.870	6	75	MAY	55.715	56.514	0.799
7	50	ROBSON	33.911	93	WALLIS	22.167	7	205	HOLDEN (R)	56.110	57.270	1.160
8	13	GREEN	33.966	13	GREEN	22.318	8	50	ROBSON	56.253	56.255	0.002
9	73	LEWIN	33.990	100	HOWTON	22.338	9	13	GREEN	56.284	56.546	0.262
10	93	WALLIS	34.146	50	ROBSON	22.342	10	93	WALLIS	56.313	56.500	0.187
11	961	SIM	34.231	48	WALLIS	22.365	11	73	LEWIN	56.580	57.053	0.473
12	205	HOLDEN (R)	34.240	42	MILLER	22.373	12	89	JONES	56.915	57.361	0.446
13	89	JONES	34.447	75	MAY	22.380	13	961	SIM	57.111	57.510	0.399
14	52	JARMAN	34.541	104	ROBINSON (R)	22.402	14	100	HOWTON	57.200	57.613	0.413
15	261	BENN (R)	34.755	89	JONES	22.468	15	261	BENN (R)	57.236	57.861	0.625
16	10	ROBINSON	34.828	261	BENN (R)	22.481	16	48	WALLIS	57.240	57.639	0.399
17	191	SEATH	34.830	73	LEWIN	22.590	17	52	JARMAN	57.277	57.338	0.061
18	100	HOWTON	34.862	52	JARMAN	22.736	18	42	MILLER	57.315	57.788	0.473
19	48	WALLIS	34.875	778	NEILLANS	22.772	19	104	ROBINSON (R)	57.612	57.621	0.009
20	42	MILLER	34.942	0	STANLEY	22.785	20	10	ROBINSON	57.658	57.658	0.000
21	666	BEASLEY	34.993	666	BEASLEY	22.814	21	666	BEASLEY	57.807	57.997	0.190
22	85	KITE	35.050	94	SOILLEUX	22.829	22	191	SEATH	57.829	57.928	0.099
23	65	MOXON	35.157	10	ROBINSON	22.830	23	85	KITE	58.005	58.141	0.136
24	104	ROBINSON (R)	35.210	961	SIM	22.880	24	0	STANLEY	58.069	58.379	0.310
25	90	WATSON	35.269	65	MOXON	22.924	25	65	MOXON	58.081	58.081	0.000
26	0	STANLEY	35.284	85	KITE	22.955	26	90	WATSON	58.462	58.639	0.177
27	37	WOODS	35.397	191	SEATH	22.999	27	37	WOODS	58.510	58.573	0.063
28	84	BRANCO	35.632	66	SMITH	23.041	28	94	SOILLEUX	58.734	59.196	0.462
29	45	FORTEY (R)	35.816	72	MILLER	23.053	29	84	BRANCO	58.761	58.902	0.141
30	72	MILLER	35.848	37	WOODS	23.113	30	778	NEILLANS	58.774	58.774	0.000
31	94	SOILLEUX	35.905	84	BRANCO	23.129	31	72	MILLER	58.901	58.901	0.000
32	66	SMITH	35.937	90	WATSON	23.193	32	66	SMITH	58.978	58.978	0.000
33	778	NEILLANS	36.002	54	JAMISON	23.223	33	54	JAMISON	59.258	59.667	0.409
34	54	JAMISON	36.035	624	FEDRICK (R)	23.451	34	45	FORTEY (R)	59.268	59.268	0.000
35	624	FEDRICK (R)	36.183	45	FORTEY (R)	23.452	35	624	FEDRICK (R)	59.634	1:00.317	0.683
36	51	BEESLEY	36.774	51	BEESLEY	23.456	36	51	BEESLEY	1:00.230	1:00.230	0.000
37	9	COONEY	37.021	101	TRIPP	24.047	37	9	COONEY	1:01.351	1:01.351	0.000
38	196	PETERSON (R)	37.160	196	PETERSON (R)	24.199	38	196	PETERSON (R)	1:01.359	1:01.577	0.218
39	16	LANSDELL	38.159	16	LANSDELL	24.203	39	16	LANSDELL	1:02.362	1:02.362	0.000
40	21	SHORES (R)	38.378	9	COONEY	24.330	40	101	TRIPP	1:02.890	1:03.538	0.648
41	33	PARAPANOS (R)	38.652	33	PARAPANOS (R)	25.425	41	33	PARAPANOS (R)	1:04.077	1:04.077	0.000
42	101	TRIPP	38.843	22	MAY	25.724	42	21	SHORES (R)	1:04.124	1:04.179	0.055
43	22	MAY	39.282	21	SHORES (R)	25.746	43	22	MAY	1:05.006	1:05.603	0.597
44	185	ROBINSON	39.768	143	DAVIE	25.865	44	24	GODZISZ	1:06.465	1:06.465	0.000
45	24	GODZISZ	40.138	24	GODZISZ	26.327	45	143	DAVIE	1:06.918	1:06.918	0.000
46	373	PRICE (R)	40.967	373	PRICE (R)	26.438	46	373	PRICE (R)	1:07.405	1:07.671	0.266
47	143	DAVIE	41.053	119	WHITING (R)	26.725	47	119	WHITING (R)	1:08.835	1:10.949	2.114
48	119	WHITING (R)	42.110	481	KEULDER	28.964	48	481	KEULDER	1:14.659	1:14.659	0.000
49	481	KEULDER	45.695									

Weather / Track : Cloudy / Damp

Brands Hatch Indy

Circuit Length = 1.2079 miles

Start: 10:32 Flag 10:44 End: 10:46

Results can be found at www.tsl-timing.com

Printed - 12:35 Saturday, 09 March 2019

BMCRC - MRO Championships 2019 - Rnd 1 @ Brands Hatch Indy

BMCRC Thunderbike Sport

RACE 6 - Groups A & B - GRID (10 Laps)

ROW 12			34	22	Matthew MAY	1:05.603
ROW 11		33	101	Glen TRIPP	1:03.538	
			32	16	Geoff LANSDELL	1:02.362
			31	9	Karl COONEY	1:01.351
ROW 10	30	51	Paul BEESLEY	1:00.230		
		29	54	Adam JAMISON	59.667	
			28	94	Ian SOILLEUX	59.196
ROW 9		27	66	Mark SMITH	58.978	
			26	84	Ricardo BRANCO	58.902
			25	72	Kevin MILLER	58.901
ROW 8	24	778	Michael NEILLANS	58.774		
		23	90	Edward WATSON	58.639	
			22	37	Ricky WOODS	58.573
ROW 7		21	0	Luke STANLEY	58.379	
			20	85	Andrew KITE	58.141
			19	65	Andrew MOXON	58.081
ROW 6	18	666	Shane BEASLEY	57.997		
		17	191	James SEATH	57.928	
			16	42	Scott MILLER	57.788
ROW 5		15	10	Bradley ROBINSON	57.658	
			14	48	Shaun WALLIS	57.639
			13	100	Craig HOWTON	57.613
ROW 4	12	961	Jack SIM	57.510		
		11	89	Zi JONES	57.361	
			10	52	Gary JARMAN	57.338
ROW 3		9	73	Vincent LEWIN	57.053	
			8	13	Wii GREEN	56.546
			7	75	Stewart MAY	56.514
ROW 2	6	93	Jack WALLIS	56.500		
		5	50	Paul ROBSON	56.255	
			4	28	Matthew LAWSON	55.595
ROW 1		3	99	Michael SIMMONS	54.899	
			2	74	Daniel SINGLETON	54.181
			1	47	Thomas WATSON	53.501

Pole

Brands Hatch Indy
Circuit Length = 1.2079 miles

These results are provisional until the conclusion of any judicial and technical matters.

Clerk Of Course :	Timekeeper :
-------------------	--------------

Results can be found at www.tsl-timing.com

Printed - 11:10 Saturday, 09 March 2019



BMCRC - MRO Championships 2019 - Rnd 1 @ Brands Hatch Indy



BMCRC Thunderbike Sport

RACE 10 - Groups B & C - GRID (10 Laps)

ROW 12	35	333 Andrew HOUGHTON	34	133 Carl JOHNSTONE	
ROW 11	33	117 Jordan HARRIS	32	185 James ROBINSON	1:14.659
ROW 10	30	1:10.949 119 Aaron WHITING (R)	29	1:07.671 373 Robert PRICE (R)	1:06.918 28 143 Robert DAVIE
ROW 9	27	1:06.465 24 Harley GODZISZ	26	1:05.603 22 Matthew MAY	1:04.179 25 21 Taylor SHORES (R)
ROW 8	24	1:04.077 33 Peter PARAPANOS (R)	23	1:03.538 101 Glen TRIPP	1:02.362 22 16 Geoff LANSDELL
ROW 7	21	1:01.577 196 Emma PETERSON (R)	20	1:01.351 9 Karl COONEY	1:00.317 19 624 Matthew FEDRICK (R)
ROW 6	18	1:00.230 51 Paul BEESLEY	17	59.667 54 Adam JAMISON	59.268 16 45 John FORTEY (R)
ROW 5	15	59.196 94 Ian SOILLEUX	14	58.978 66 Mark SMITH	58.902 13 84 Ricardo BRANCO
ROW 4	12	58.901 72 Kevin MILLER	11	58.774 778 Michael NEILLANS	58.639 10 90 Edward WATSON
ROW 3	9	58.573 37 Ricky WOODS	8	58.379 0 Luke STANLEY	58.141 7 85 Andrew KITE
ROW 2	6	58.081 65 Andrew MOXON	5	57.997 666 Shane BEASLEY	57.861 4 261 Michael BENN (R)
ROW 1	3	57.621 104 Alex ROBINSON (R)	2	57.270 205 Simon HOLDEN (R)	56.249 1 17 Tommy DOWNES (R)

Pole

Brands Hatch Indy
Circuit Length = 1.2079 miles

These results are provisional until the conclusion of any judicial and technical matters.

Clerk Of Course :	Timekeeper :
-------------------	--------------

Results can be found at www.tsl-timing.com

Printed - 11:11 Saturday, 09 March 2019



BMCRC - MRO Championships 2019 - Rnd 1 @ Brands Hatch Indy



BMCRC Thunderbike Sport

RACE 16 - Groups A & C - GRID (10 Laps)

ROW 12	35	333 Andrew HOUGHTON	34	133 Carl JOHNSTONE	
ROW 11	33	117 Jordan HARRIS	32	185 James ROBINSON	1:14.659
ROW 10	30	1:10.949 119 Aaron WHITING (R)	29	1:07.671 373 Robert PRICE (R)	1:06.918 28 143 Robert DAVIE
ROW 9	27	1:06.465 24 Harley GODZISZ	26	1:04.179 21 Taylor SHORES (R)	1:04.077 25 33 Peter PARAPANOS (R)
ROW 8	24	1:01.577 196 Emma PETERSON (R)	23	1:00.317 624 Matthew FEDRICK (R)	59.268 22 45 John FORTEY (R)
ROW 7	21	57.928 191 James SEATH	20	57.861 261 Michael BENN (R)	57.788 19 42 Scott MILLER
ROW 6	18	57.658 10 Bradley ROBINSON	17	57.639 48 Shaun WALLIS	57.621 16 104 Alex ROBINSON (R)
ROW 5	15	57.613 100 Craig HOWTON	14	57.510 961 Jack SIM	57.361 13 89 Zi JONES
ROW 4	12	57.338 52 Gary JARMAN	11	57.270 205 Simon HOLDEN (R)	57.053 10 73 Vincent LEWIN
ROW 3	9	56.546 13 Wil GREEN	8	56.514 75 Stewart MAY	56.500 7 93 Jack WALLIS
ROW 2	6	56.255 50 Paul ROBSON	5	56.249 17 Tommy DOWNES (R)	55.595 4 28 Matthew LAWSON
ROW 1	3	54.899 99 Michael SIMMONS	2	54.181 74 Daniel SINGLETON	53.501 1 47 Thomas WATSON

Pole

Brands Hatch Indy
Circuit Length = 1.2079 miles

These results are provisional until the conclusion of any judicial and technical matters.

Clerk Of Course :	Timekeeper :
-------------------	--------------

Results can be found at www.tsl-timing.com

Printed - 11:14 Saturday, 09 March 2019



BMCRC - MRO Championships 2019 - Rnd 1 @ Brands Hatch Indy



BMCRC Thunderbike Sport

RACE 6 - Groups A & B - CLASSIFICATION

POS	NO	CL	PIC NAME	ENTRY	LAPS	TIME	GAP	DIFF	MPH	BEST	ON
1	74	A	1 Daniel SINGLETON	Honda - Bambino Developments Racing	10	8:48.107			82.34	51.731	7
2	47	A	2 Thomas WATSON	Yamaha - Motorsportdays.com TEA Time Racing	10	8:58.336	10.229	10.229	80.77	52.487	4
3	90	B	1 Edward WATSON	Yamaha - Motorsportdays.com TEA Time Racing	10	9:11.128	23.021	12.792	78.90	53.102	10
4	191	A	3 James SEATH	Kawasaki - Ovenden Earthmoving	10	9:11.971	23.864	0.843	78.78	53.391	5
5	961	A	4 Jack SIM	Yamaha -	10	9:13.273	25.166	1.302	78.59	54.093	10
6	48	A	5 Shaun WALLIS	Yamaha - Watling Tyres	10	9:15.920	27.813	2.647	78.22	54.610	3
7	28	A	6 Matthew LAWSON	Ducati -	10	9:17.235	29.128	1.315	78.03	53.779	10
8	13	A	7 Wil GREEN	Suzuki - Faith Fueled Racing	10	9:17.394	29.287	0.159	78.01	54.879	4
9	50	A	8 Paul ROBSON	Yamaha - RBProperty services & Environment Light	10	9:18.816	30.709	1.422	77.81	54.425	6
10	93	A	9 Jack WALLIS	Yamaha - Watling Tyres	10	9:20.716	32.609	1.900	77.55	54.145	9
11	54	B	2 Adam JAMISON	Suzuki - AJ Racing	10	9:24.993	36.886	4.277	76.96	55.062	6
12	52	A	10 Gary JARMAN	Kawasaki - G & S Motorcycle tyres	10	9:25.022	36.915	0.029	76.96	55.072	5
13	73	A	11 Vincent LEWIN	Suzuki - VINITWINRACING.CO.UK	10	9:25.152	37.045	0.130	76.94	55.083	9
14	666	B	3 Shane BEASLEY	Yamaha -	10	9:31.719	43.612	6.567	76.06	55.256	7
15	65	B	4 Andrew MOXON	Yamaha - Suzanne Moxon	10	9:33.826	45.719	2.107	75.78	55.833	7
16	84	B	5 Ricardo BRANCO	Yamaha - IMP Racing	10	9:36.679	48.572	2.853	75.40	56.064	7
17	89	A	12 Zi JONES	Suzuki - Newland Building Services	10	9:39.818	51.711	3.139	74.99	56.990	7
18	72	B	6 Kevin MILLER	Honda - Mechanical Air Supplies Ltd	10	9:44.222	56.115	4.404	74.43	56.424	4
19	42	A	13 Scott MILLER	Yamaha - Autoenhance colchester	9	8:48.201	1 Lap	1 Lap	74.09	56.832	6
20	94	B	7 Ian SOILLEUX	Suzuki - me	9	8:48.560	1 Lap	0.359	74.04	56.371	6
21	51	B	8 Paul BEESLEY	Yamaha -	9	8:50.223	1 Lap	1.663	73.81	56.927	7
22	66	B	9 Mark SMITH	Yamaha - MHP EXHAUST S	9	8:55.121	1 Lap	4.898	73.13	57.450	5
23	778	B	10 Michael NEILLANS	Suzuki - Gheko Ltd / Trialsday	9	8:55.433	1 Lap	0.312	73.09	57.676	9
24	85	B	11 Andrew KITE	Ducati - Red Rebel Racing	9	8:59.395	1 Lap	3.962	72.55	56.816	9
25	37	B	12 Ricky WOODS	Suzuki - T & S Vehicle Repairs	9	9:03.981	1 Lap	4.586	71.94	58.077	2
26	9	B	13 Karl COONEY	Kawasaki - Me, Myself and I	9	9:05.339	1 Lap	1.358	71.76	58.429	7
27	16	B	14 Geoff LANSDELL	Suzuki - EPG Domestic	9	9:13.171	1 Lap	7.832	70.75	59.297	3
28	22	B	15 Matthew MAY	Honda - Tliehurst Glass Racing	8	8:50.501	2 Laps	1 Lap	65.57	1:04.122	5
29	101	B	16 Glen TRIPP	Honda - yaki too racing	8	8:51.149	2 Laps	0.648	65.49	1:04.325	6

NOT CLASSIFIED

DNF	10	A	Bradley ROBINSON	Kawasaki -	7	6:34.511	3 Laps	1 Lap	77.15	54.701	6
DNF	0	B	Luke STANLEY	Suzuki - Urban Race Tribe	6	5:59.589	4 Laps	1 Lap	72.55	57.368	4
DQ	99*	A	Michael SIMMONS	Yamaha - Westcountry Windings	0						

FASTEST LAP

	74	A	Daniel SINGLETON	Honda - Bambino Developments Racing	7	51.731			84.06 mph	135.28 kph	
	90	B	Edward WATSON	Yamaha - Motorsportdays.com TEA Time Racing	10	53.102			81.89 mph	131.79 kph	

No. 99 – Disqualified from race result, failing post-race technical

Class A - 92.5% of Race Speed = 76.16 mph

Class B - 92.5% of Race Speed = 72.98 mph

Brands Hatch Indy

Circuit Length = 1.2079 miles

Start: 13:51 Flag 14:00 End: 14:01

Weather / Track : Cloudy / Dry

These results are provisional until the conclusion of any judicial and technical matters.

Clerk Of Course :	Timekeeper :
-------------------	--------------

Results can be found at www.tsl-timing.com

Printed - 14:27 Saturday, 09 March 2019



BMCR - MRO Championships 2019 - Rnd 1 @ Brands Hatch Indy

BMCR Thunderbike Sport

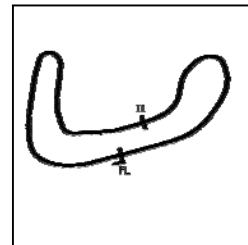
RACE 6 - Groups A & B - LAP CHART

93	32.609	55.247
54	36.886	55.613
52	36.915	56.061
73	37.045	55.401
666	43.612	55.571
65	45.719	56.038
84	48.572	56.306
89	51.711	57.282
72	56.115	56.660

BMCRC - MRO Championships 2019 - Rnd 1 @ Brands Hatch Indy

BMCRC Thunderbike Sport

RACE 6 - Groups A & B - SECTOR ANALYSIS



SECTOR 1 = FL to I1, SECTOR 2 = I1 to FL, DIFF = Difference To Personal Best Lap, P = Crossed Finish Line in Pit Lane, D = Time Disallowed

P1 74 A Daniel SINGLETON		Honda - Bambino Developments Racing				
IDEAL LAP TIME : 51.601		BEST LAP TIME : 51.731		DIFFERENCE : 0.130		
LAP	SECTOR 1	SECTOR 2	LAP TIME	MPH	DIFF	TIME OF DAY
1 -		20.974	57.983	74.99	6.252	13:52:31.378
2 -	31.585	20.980	52.565	82.72	0.834	13:53:23.943
3 -	31.224	20.699	51.923	83.75	0.192	13:54:15.866
4 -	31.097	20.696	51.793 (3)	83.96	0.062	13:55:07.659
5 -	31.445	20.846	52.291	83.16	0.560	13:55:59.950
6 -	30.905	20.885	51.790 (2)	83.96	0.059	13:56:51.740
7 -	30.976	20.755	51.731 (1)	84.06		13:57:43.471
8 -	31.384	20.953	52.337	83.08	0.606	13:58:35.808
9 -	32.355	20.841	53.196	81.74	1.465	13:59:29.004
10 -	31.106	21.392	52.498	82.83	0.767	14:00:21.502

P2 99 A Michael SIMMONS		Yamaha - Westcountry Windings				
IDEAL LAP TIME : 51.987		BEST LAP TIME : 52.042		DIFFERENCE : 0.055		
LAP	SECTOR 1	SECTOR 2	LAP TIME	MPH	DIFF	TIME OF DAY
1 -		21.133	58.751	74.01	6.709	13:52:32.146
2 -	31.737	20.762	52.499	82.83	0.457	13:53:24.645
3 -	31.500	20.677	52.177 (2)	83.34	0.135	13:54:16.822
4 -	31.310	20.732	52.042 (1)	83.55		13:55:08.864
5 -	31.524	21.388	52.912	82.18	0.870	13:56:01.776
6 -	31.571	20.764	52.335	83.09	0.293	13:56:54.111
7 -	31.470	20.775	52.245 (3)	83.23	0.203	13:57:46.356
8 -	31.912	21.144	53.056	81.96	1.014	13:58:39.412
9 -	32.117	20.807	52.924	82.16	0.882	13:59:32.336
10 -	33.052	20.861	53.913	80.65	1.871	14:00:26.249

P3 47 A Thomas WATSON		Yamaha - Motorsportdays.com TEA Time Racing				
IDEAL LAP TIME : 52.413		BEST LAP TIME : 52.487		DIFFERENCE : 0.074		
LAP	SECTOR 1	SECTOR 2	LAP TIME	MPH	DIFF	TIME OF DAY
1 -		21.260	58.691	74.09	6.204	13:52:32.086
2 -	32.084	20.873	52.957	82.11	0.470	13:53:25.043
3 -	31.809	21.052	52.861 (3)	82.26	0.374	13:54:17.904
4 -	31.715	20.772	52.487 (1)	82.85		13:55:10.391
5 -	32.007	22.001	54.008	80.51	1.521	13:56:04.399
6 -	32.042	21.391	53.433	81.38	0.946	13:56:57.832
7 -	31.641	21.192	52.833 (2)	82.30	0.346	13:57:50.665
8 -	31.829	21.270	53.099	81.89	0.612	13:58:43.764
9 -	32.901	21.383	54.284	80.10	1.797	13:59:38.048
10 -	32.397	21.286	53.683	81.00	1.196	14:00:31.731

P4 90 B Edward WATSON		Yamaha - Motorsportdays.com TEA Time Racing				
IDEAL LAP TIME : 53.102		BEST LAP TIME : 53.102		DIFFERENCE : 0.000		
LAP	SECTOR 1	SECTOR 2	LAP TIME	MPH	DIFF	TIME OF DAY
1 -		22.320	1:03.822	68.13	10.720	13:52:37.217
2 -	33.406	21.641	55.047	78.99	1.945	13:53:32.264
3 -	32.801	22.046	54.847	79.28	1.745	13:54:27.111
4 -	32.358	21.532	53.890	80.69	0.788	13:55:21.001
5 -	32.569	21.296	53.865 (3)	80.73	0.763	13:56:14.866
6 -	32.491	22.268	54.759	79.41	1.657	13:57:09.625
7 -	32.918	21.463	54.381	79.96	1.279	13:58:04.006
8 -	32.571	21.340	53.911	80.66	0.809	13:58:57.917
9 -	32.254	21.250	53.504 (2)	81.27	0.402	13:59:51.421
10 -	31.854	21.248	53.102 (1)	81.89		14:00:44.523

P5 191 A James SEATH		Kawasaki - Ovenden Earthmoving				
IDEAL LAP TIME : 53.121		BEST LAP TIME : 53.391		DIFFERENCE : 0.270		
LAP	SECTOR 1	SECTOR 2	LAP TIME	MPH	DIFF	TIME OF DAY

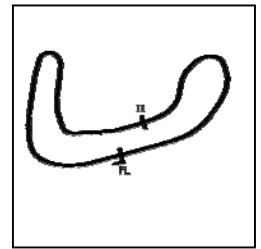
Weather / Track : Cloudy / Dry

Brands Hatch Indy
Circuit Length = 1.2079 miles
Start: 13:51 Flag 14:00 End: 14:01

BMCRC - MRO Championships 2019 - Rnd 1 @ Brands Hatch Indy

BMCRC Thunderbike Sport

RACE 6 - Groups A & B - SECTOR ANALYSIS



SECTOR 1 = FL to I1, SECTOR 2 = I1 to FL, DIFF = Difference To Personal Best Lap, P = Crossed Finish Line in Pit Lane, D = Time Disallowed

1 -		22.657	1:03.364	68.62	9.973	13:52:36.759
2 -	33.202	21.872	55.074	78.95	1.683	13:53:31.833
3 -	32.821	22.048	54.869	79.25	1.478	13:54:26.702
4 -	33.718	21.814	55.532	78.30	2.141	13:55:22.234
5 -	32.129	21.262	53.391 (1)	81.44		13:56:15.625
6 -	32.390	22.033	54.423	79.90	1.032	13:57:10.048
7 -	32.927	21.659	54.586	79.66	1.195	13:58:04.634
8 -	32.104	21.421	53.525 (3)	81.24	0.134	13:58:58.159
9 -	32.289	21.231	53.520 (2)	81.25	0.129	13:59:51.679
10 -	31.890	21.797	53.687	80.99	0.296	14:00:45.366

P6 961 A Jack SIM			Yamaha -			
IDEAL LAP TIME : 53.952		BEST LAP TIME : 54.093		DIFFERENCE : 0.141		
LAP	SECTOR 1	SECTOR 2	LAP TIME	MPH	DIFF	TIME OF DAY
1 -		22.348	1:01.635	70.55	7.542	13:52:35.030
2 -	33.360	21.901	55.261	78.69	1.168	13:53:30.291
3 -	32.795	21.964	54.759	79.41	0.666	13:54:25.050
4 -	32.806	21.996	54.802	79.35	0.709	13:55:19.852
5 -	32.854	21.685	54.539	79.73	0.446	13:56:14.391
6 -	32.830	22.263	55.093	78.93	1.000	13:57:09.484
7 -	32.607	21.749	54.356 (3)	80.00	0.263	13:58:03.840
8 -	32.490	21.660	54.150 (2)	80.30	0.057	13:58:57.990
9 -	33.043	21.542	54.585	79.66	0.492	13:59:52.575
10 -	32.631	21.462	54.093 (1)	80.39		14:00:46.668

P7 48 A Shaun WALLIS			Yamaha - Watling Tyres			
IDEAL LAP TIME : 54.495		BEST LAP TIME : 54.610		DIFFERENCE : 0.115		
LAP	SECTOR 1	SECTOR 2	LAP TIME	MPH	DIFF	TIME OF DAY
1 -		22.276	1:02.036	70.09	7.426	13:52:35.431
2 -	33.443	21.949	55.392	78.50	0.782	13:53:30.823
3 -	32.817	21.793	54.610 (1)	79.63		13:54:25.433
4 -	32.780	21.837	54.617 (2)	79.61	0.007	13:55:20.050
5 -	32.997	21.795	54.792	79.36	0.182	13:56:14.842
6 -	33.143	21.903	55.046	78.99	0.436	13:57:09.888
7 -	33.059	21.850	54.909	79.19	0.299	13:58:04.797
8 -	32.992	21.861	54.853	79.27	0.243	13:58:59.650
9 -	32.994	21.715	54.709 (3)	79.48	0.099	13:59:54.359
10 -	33.114	21.842	54.956	79.12	0.346	14:00:49.315

P8 28 A Matthew LAWSON			Ducati -			
IDEAL LAP TIME : 53.756		BEST LAP TIME : 53.779		DIFFERENCE : 0.023		
LAP	SECTOR 1	SECTOR 2	LAP TIME	MPH	DIFF	TIME OF DAY
1 -		22.903	1:04.627	67.28	10.848	13:52:38.022
2 -	33.276	22.040	55.316	78.61	1.537	13:53:33.338
3 -	32.861	21.756	54.617 (3)	79.61	0.838	13:54:27.955
4 -	33.037	21.887	54.924	79.17	1.145	13:55:22.879
5 -	32.646	22.231	54.877	79.24	1.098	13:56:17.756
6 -	32.900	21.976	54.876	79.24	1.097	13:57:12.632
7 -	33.328	22.149	55.477	78.38	1.698	13:58:08.109
8 -	33.266	21.473	54.739	79.44	0.960	13:59:02.848
9 -	32.576	21.427	54.003 (2)	80.52	0.224	13:59:56.851
10 -	32.329	21.450	53.779 (1)	80.86		14:00:50.630

P9 13 A Wil GREEN			Suzuki - Faith Fueled Racing			
IDEAL LAP TIME : 54.861		BEST LAP TIME : 54.879		DIFFERENCE : 0.018		
LAP	SECTOR 1	SECTOR 2	LAP TIME	MPH	DIFF	TIME OF DAY
1 -		22.166	1:00.503	71.87	5.624	13:52:33.898
2 -	33.305	22.099	55.404	78.48	0.525	13:53:29.302
3 -	33.132	21.895	55.027 (3)	79.02	0.148	13:54:24.329
4 -	33.018	21.861	54.879 (1)	79.23		13:55:19.208

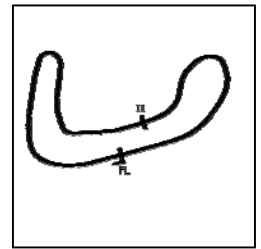
Weather / Track : Cloudy / Dry

Brands Hatch Indy
Circuit Length = 1.2079 miles
Start: 13:51 Flag 14:00 End: 14:01

BMCRC - MRO Championships 2019 - Rnd 1 @ Brands Hatch Indy

BMCRC Thunderbike Sport

RACE 6 - Groups A & B - SECTOR ANALYSIS



SECTOR 1 = FL to I1, SECTOR 2 = I1 to FL, DIFF = Difference To Personal Best Lap, P = Crossed Finish Line in Pit Lane, D = Time Disallowed

5 -	33.093	21.853	54.946 (2)	79.14	0.067	13:56:14.154
6 -	33.008	22.261	55.269	78.68	0.390	13:57:09.423
7 -	33.318	21.946	55.264	78.68	0.385	13:58:04.687
8 -	33.241	22.200	55.441	78.43	0.562	13:59:00.128
9 -	33.320	21.905	55.225	78.74	0.346	13:59:55.353
10 -	33.358	22.078	55.436	78.44	0.557	14:00:50.789

P10	50 A	Paul ROBSON	Yamaha - RBProperty services & Environment Lighting			
IDEAL LAP TIME : 54.265		BEST LAP TIME : 54.425	DIFFERENCE : 0.160			

LAP	SECTOR 1	SECTOR 2	LAP TIME	MPH	DIFF	TIME OF DAY
1 -		22.410	1:04.442	67.48	10.017	13:52:37.837
2 -	33.230	21.722	54.952	79.13	0.527	13:53:32.789
3 -	32.724	22.116	54.840 (3)	79.29	0.415	13:54:27.629
4 -	32.957	22.191	55.148	78.85	0.723	13:55:22.777
5 -	32.741	22.300	55.041	79.00	0.616	13:56:17.818
6 -	32.773	21.652	54.425 (1)	79.90		13:57:12.243
7 -	33.521	21.579	55.100	78.92	0.675	13:58:07.343
8 -	33.539	21.580	55.119	78.89	0.694	13:59:02.462
9 -	33.513	21.541	55.054	78.98	0.629	13:59:57.516
10 -	32.878	21.817	54.695 (2)	79.50	0.270	14:00:52.211

P11	93 A	Jack WALLIS	Yamaha - Watling Tyres			
IDEAL LAP TIME : 53.739		BEST LAP TIME : 54.145	DIFFERENCE : 0.406			

LAP	SECTOR 1	SECTOR 2	LAP TIME	MPH	DIFF	TIME OF DAY
1 -		22.025	1:01.127	71.14	6.982	13:52:34.522
2 -	33.694	21.871	55.565	78.26	1.420	13:53:30.087
3 -	33.283	21.935	55.218	78.75	1.073	13:54:25.305
4 -	33.351	21.512	54.863	79.26	0.718	13:55:20.168
5 -	32.870	21.478	54.348 (2)	80.01	0.203	13:56:14.516
6 -	32.518	27.030	59.548	73.02	5.403	13:57:14.064
7 -	34.320	21.747	56.067	77.56	1.922	13:58:10.131
8 -	33.188	21.400	54.588 (3)	79.66	0.443	13:59:04.719
9 -	32.924	21.221	54.145 (1)	80.31		13:59:58.864
10 -	33.718	21.529	55.247	78.71	1.102	14:00:54.111

P12	54 B	Adam JAMISON	Suzuki - AJ Racing			
IDEAL LAP TIME : 55.009		BEST LAP TIME : 55.062	DIFFERENCE : 0.053			

LAP	SECTOR 1	SECTOR 2	LAP TIME	MPH	DIFF	TIME OF DAY
1 -		23.093	1:05.756	66.13	10.694	13:52:39.151
2 -	33.573	22.307	55.880	77.82	0.818	13:53:35.031
3 -	33.441	22.139	55.580	78.24	0.518	13:54:30.611
4 -	33.062	22.244	55.306 (3)	78.62	0.244	13:55:25.917
5 -	33.272	22.171	55.443	78.43	0.381	13:56:21.360
6 -	33.088	21.974	55.062 (1)	78.97		13:57:16.422
7 -	33.103	22.575	55.678	78.10	0.616	13:58:12.100
8 -	33.445	22.090	55.535	78.30	0.473	13:59:07.635
9 -	33.193	21.947	55.140 (2)	78.86	0.078	14:00:02.775
10 -	33.382	22.231	55.613	78.19	0.551	14:00:58.388

P13	52 A	Gary JARMAN	Kawasaki - G & S Motorcycle tyres			
IDEAL LAP TIME : 55.024		BEST LAP TIME : 55.072	DIFFERENCE : 0.048			

LAP	SECTOR 1	SECTOR 2	LAP TIME	MPH	DIFF	TIME OF DAY
1 -		22.274	1:02.062	70.06	6.990	13:52:35.457
2 -	33.412	22.085	55.497	78.35	0.425	13:53:30.954
3 -	33.329	21.923	55.252 (2)	78.70	0.180	13:54:26.206
4 -	33.318	22.601	55.919	77.76	0.847	13:55:22.125
5 -	33.109	21.963	55.072 (1)	78.96		13:56:17.197
6 -	33.506	23.094	56.600	76.83	1.528	13:57:13.797
7 -	34.582	22.754	57.336	75.84	2.264	13:58:11.133
8 -	33.559	22.258	55.817	77.90	0.745	13:59:06.950

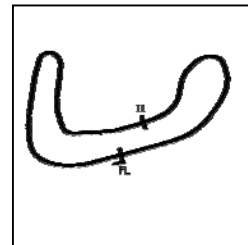
Weather / Track : Cloudy / Dry

Brands Hatch Indy
Circuit Length = 1.2079 miles
Start: 13:51 Flag 14:00 End: 14:01

BMCRC - MRO Championships 2019 - Rnd 1 @ Brands Hatch Indy

BMCRC Thunderbike Sport

RACE 6 - Groups A & B - SECTOR ANALYSIS



SECTOR 1 = FL to I1, SECTOR 2 = I1 to FL, DIFF = Difference To Personal Best Lap, P = Crossed Finish Line in Pit Lane, D = Time Disallowed

9 -	33.491	21.915	55.406 (3)	78.48	0.334	14:00:02.356
10 -	33.669	22.392	56.061	77.56	0.989	14:00:58.417

P14 73 A		Vincent LEWIN		Suzuki - VINITWINRACING.CO.UK			
IDEAL LAP TIME : 55.000		BEST LAP TIME : 55.083		DIFFERENCE : 0.083			
LAP	SECTOR 1	SECTOR 2	LAP TIME	MPH	DIFF	TIME OF DAY	
1 -		22.505	1:02.856	69.18	7.773	13:52:36.251	
2 -	33.428	21.989	55.417	78.47	0.334	13:53:31.668	
3 -	33.608	22.322	55.930	77.75	0.847	13:54:27.598	
4 -	33.748	22.278	56.026	77.61	0.943	13:55:23.624	
5 -	33.224	21.927	55.151 (2)	78.84	0.068	13:56:18.775	
6 -	33.631	22.542	56.173	77.41	1.090	13:57:14.948	
7 -	34.347	22.916	57.263	75.94	2.180	13:58:12.211	
8 -	33.986	21.866	55.852	77.85	0.769	13:59:08.063	
9 -	33.134	21.949	55.083 (1)	78.94		14:00:03.146	
10 -	33.248	22.153	55.401 (3)	78.49	0.318	14:00:58.547	

P15 666 B		Shane BEASLEY		Yamaha -			
IDEAL LAP TIME : 55.124		BEST LAP TIME : 55.256		DIFFERENCE : 0.132			
LAP	SECTOR 1	SECTOR 2	LAP TIME	MPH	DIFF	TIME OF DAY	
1 -		22.941	1:05.152	66.74	9.896	13:52:38.547	
2 -	35.039	22.406	57.445	75.70	2.189	13:53:35.992	
3 -	34.101	22.251	56.352	77.16	1.096	13:54:32.344	
4 -	33.734	22.388	56.122 (3)	77.48	0.866	13:55:28.466	
5 -	34.110	22.258	56.368	77.14	1.112	13:56:24.834	
6 -	33.888	22.311	56.199	77.37	0.943	13:57:21.033	
7 -	33.196	22.060	55.256 (1)	78.69		13:58:16.289	
8 -	34.056	22.629	56.685	76.71	1.429	13:59:12.974	
9 -	34.353	22.216	56.569	76.87	1.313	14:00:09.543	
10 -	33.643	21.928	55.571 (2)	78.25	0.315	14:01:05.114	

P16 65 B		Andrew MOXON		Yamaha - Suzanne Moxon			
IDEAL LAP TIME : 55.751		BEST LAP TIME : 55.833		DIFFERENCE : 0.082			
LAP	SECTOR 1	SECTOR 2	LAP TIME	MPH	DIFF	TIME OF DAY	
1 -		23.090	1:06.560	65.33	10.727	13:52:39.955	
2 -	34.481	22.563	57.044	76.23	1.211	13:53:36.999	
3 -	34.347	22.983	57.330	75.85	1.497	13:54:34.329	
4 -	33.913	22.171	56.084	77.53	0.251	13:55:30.413	
5 -	34.334	22.140	56.474	77.00	0.641	13:56:26.887	
6 -	34.047	22.063	56.110	77.50	0.277	13:57:22.997	
7 -	33.894	21.939	55.833 (1)	77.88		13:58:18.830	
8 -	33.820	22.106	55.926 (2)	77.75	0.093	13:59:14.756	
9 -	34.465	21.962	56.427	77.06	0.594	14:00:11.183	
10 -	34.107	21.931	56.038 (3)	77.60	0.205	14:01:07.221	

P17 84 B		Ricardo BRANCO		Yamaha - IMP Racing			
IDEAL LAP TIME : 55.880		BEST LAP TIME : 56.064		DIFFERENCE : 0.184			
LAP	SECTOR 1	SECTOR 2	LAP TIME	MPH	DIFF	TIME OF DAY	
1 -		23.064	1:05.336	66.55	9.272	13:52:38.731	
2 -	34.598	22.414	57.012	76.27	0.948	13:53:35.743	
3 -	33.807	22.535	56.342 (3)	77.18	0.278	13:54:32.085	
4 -	34.114	22.752	56.866	76.47	0.802	13:55:28.951	
5 -	34.499	22.325	56.824	76.52	0.760	13:56:25.775	
6 -	34.167	22.408	56.575	76.86	0.511	13:57:22.350	
7 -	33.991	22.073	56.064 (1)	77.56		13:58:18.414	
8 -	35.880	22.784	58.664	74.12	2.600	13:59:17.078	
9 -	34.446	22.244	56.690	76.70	0.626	14:00:13.768	
10 -	34.070	22.236	56.306 (2)	77.23	0.242	14:01:10.074	

Weather / Track : Cloudy / Dry

Brands Hatch Indy
Circuit Length = 1.2079 miles
Start: 13:51 Flag 14:00 End: 14:01

BMCRC - MRO Championships 2019 - Rnd 1 @ Brands Hatch Indy

BMCRC Thunderbike Sport

RACE 6 - Groups A & B - SECTOR ANALYSIS



SECTOR 1 = FL to I1, SECTOR 2 = I1 to FL, DIFF = Difference To Personal Best Lap, P = Crossed Finish Line in Pit Lane, D = Time Disallowed

P18 89 A Zi JONES			Suzuki - Newland Building Services			
IDEAL LAP TIME : 56.840		BEST LAP TIME : 56.990	DIFFERENCE : 0.150			
LAP	SECTOR 1	SECTOR 2	LAP TIME	MPH	DIFF	TIME OF DAY
1 -		23.026	1:04.190	67.74	7.200	13:52:37.585
2 -	34.576	22.560	57.136	76.10	0.146	13:53:34.721
3 -	34.340	22.688	57.028 (3)	76.25	0.038	13:54:31.749
4 -	34.901	22.666	57.567	75.53	0.577	13:55:29.316
5 -	34.400	22.602	57.002 (2)	76.28	0.012	13:56:26.318
6 -	34.896	22.609	57.505	75.62	0.515	13:57:23.823
7 -	34.490	22.500	56.990 (1)	76.30		13:58:20.813
8 -	34.957	22.959	57.916	75.08	0.926	13:59:18.729
9 -	34.483	22.719	57.202	76.02	0.212	14:00:15.931
10 -	34.394	22.888	57.282	75.91	0.292	14:01:13.213

P19 72 B Kevin MILLER			Honda - Mechanical Air Supplies Ltd			
IDEAL LAP TIME : 56.384		BEST LAP TIME : 56.424	DIFFERENCE : 0.040			
LAP	SECTOR 1	SECTOR 2	LAP TIME	MPH	DIFF	TIME OF DAY
1 -		23.135	1:07.897	64.04	11.473	13:52:41.292
2 -	34.794	23.095	57.889	75.11	1.465	13:53:39.181
3 -	34.507	22.387	56.894	76.43	0.470	13:54:36.075
4 -	34.136	22.288	56.424 (1)	77.07		13:55:32.499
5 -	35.013	22.623	57.636	75.44	1.212	13:56:30.135
6 -	34.333	22.248	56.581 (2)	76.85	0.157	13:57:26.716
7 -	34.359	22.278	56.637 (3)	76.78	0.213	13:58:23.353
8 -	34.988	22.496	57.484	75.64	1.060	13:59:20.837
9 -	37.453	22.667	1:00.120	72.33	3.696	14:00:20.957
10 -	34.305	22.355	56.660	76.74	0.236	14:01:17.617

P20 42 A Scott MILLER			Yamaha - Autoenhance colchester			
IDEAL LAP TIME : 56.617		BEST LAP TIME : 56.832	DIFFERENCE : 0.215			
LAP	SECTOR 1	SECTOR 2	LAP TIME	MPH	DIFF	TIME OF DAY
1 -		23.226	1:06.124	65.76	9.292	13:52:39.519
2 -	34.374	23.081	57.455	75.68	0.623	13:53:36.974
3 -	34.590	23.340	57.930	75.06	1.098	13:54:34.904
4 -	34.104	23.109	57.213 (3)	76.00	0.381	13:55:32.117
5 -	34.921	22.743	57.664	75.41	0.832	13:56:29.781
6 -	34.222	22.610	56.832 (1)	76.51		13:57:26.613
7 -	34.630	22.513	57.143 (2)	76.10	0.311	13:58:23.756
8 -	34.826	23.019	57.845	75.17	1.013	13:59:21.601
9 -	37.036	22.959	59.995	72.48	3.163	14:00:21.596

P21 94 B Ian SOILLEUX			Suzuki - me			
IDEAL LAP TIME : 56.371		BEST LAP TIME : 56.371	DIFFERENCE : 0.000			
LAP	SECTOR 1	SECTOR 2	LAP TIME	MPH	DIFF	TIME OF DAY
1 -		22.602	1:06.939	64.96	10.568	13:52:40.334
2 -	35.229	22.245	57.474	75.66	1.103	13:53:37.808
3 -	34.665	22.549	57.214	76.00	0.843	13:54:35.022
4 -	34.829	22.379	57.208 (3)	76.01	0.837	13:55:32.230
5 -	34.639	22.158	56.797 (2)	76.56	0.426	13:56:29.027
6 -	34.299	22.072	56.371 (1)	77.14		13:57:25.398
7 -	34.885	22.677	57.562	75.54	1.191	13:58:22.960
8 -	35.480	22.552	58.032	74.93	1.661	13:59:20.992
9 -	37.798	23.165	1:00.963	71.33	4.592	14:00:21.955

P22 51 B Paul BEESLEY			Yamaha -			
IDEAL LAP TIME : 56.900		BEST LAP TIME : 56.927	DIFFERENCE : 0.027			
LAP	SECTOR 1	SECTOR 2	LAP TIME	MPH	DIFF	TIME OF DAY
1 -		24.107	1:09.916	62.19	12.989	13:52:43.311
2 -	35.111	22.815	57.926	75.07	0.999	13:53:41.237

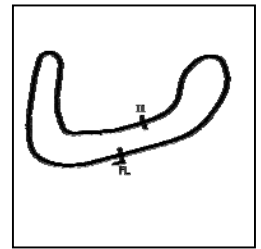
Weather / Track : Cloudy / Dry

Brands Hatch Indy
Circuit Length = 1.2079 miles
Start: 13:51 Flag 14:00 End: 14:01

BMCRC - MRO Championships 2019 - Rnd 1 @ Brands Hatch Indy

BMCRC Thunderbike Sport

RACE 6 - Groups A & B - SECTOR ANALYSIS



SECTOR 1 = FL to I1, SECTOR 2 = I1 to FL, DIFF = Difference To Personal Best Lap, P = Crossed Finish Line in Pit Lane, D = Time Disallowed

3 -	34.899	22.549	57.448	75.69	0.521	13:54:38.685
4 -	34.520	22.608	57.128 (2)	76.12	0.201	13:55:35.813
5 -	34.796	22.895	57.691	75.37	0.764	13:56:33.504
6 -	34.488	22.674	57.162 (3)	76.07	0.235	13:57:30.666
7 -	34.481	22.446	56.927 (1)	76.38		13:58:27.593
8 -	34.454	22.805	57.259	75.94	0.332	13:59:24.852
9 -	35.098	23.668	58.766	73.99	1.839	14:00:23.618

P23	66 B	Mark SMITH	Yamaha - MHP EXHAUST S			
IDEAL LAP TIME : 57.446		BEST LAP TIME : 57.450		DIFFERENCE : 0.004		

LAP	SECTOR 1	SECTOR 2	LAP TIME	MPH	DIFF	TIME OF DAY
1 -		23.424	1:08.834	63.17	11.384	13:52:42.229
2 -	35.845	22.876	58.721	74.05	1.271	13:53:40.950
3 -	35.257	22.646	57.903 (2)	75.10	0.453	13:54:38.853
4 -	35.349	23.155	58.504	74.33	1.054	13:55:37.357
5 -	34.818	22.632	57.450 (1)	75.69		13:56:34.807
6 -	35.683	22.628	58.311	74.57	0.861	13:57:33.118
7 -	36.227	22.958	59.185	73.47	1.735	13:58:32.303
8 -	34.911	23.202	58.113	74.83	0.663	13:59:30.416
9 -	35.355	22.745	58.100 (3)	74.84	0.650	14:00:28.516

P24	778 B	Michael NEILLANS	Suzuki - Ghekkto Ltd / Trialsday			
IDEAL LAP TIME : 57.363		BEST LAP TIME : 57.676		DIFFERENCE : 0.313		

LAP	SECTOR 1	SECTOR 2	LAP TIME	MPH	DIFF	TIME OF DAY
1 -		23.642	1:08.592	63.39	10.916	13:52:41.987
2 -	35.717	22.814	58.531	74.29	0.855	13:53:40.518
3 -	35.231	22.463	57.694 (2)	75.37	0.018	13:54:38.212
4 -	35.054	22.922	57.976	75.00	0.300	13:55:36.188
5 -	34.971	23.245	58.216	74.69	0.540	13:56:34.404
6 -	35.546	23.104	58.650	74.14	0.974	13:57:33.054
7 -	36.811	23.451	1:00.262	72.16	2.586	13:58:33.316
8 -	35.260	22.576	57.836 (3)	75.18	0.160	13:59:31.152
9 -	35.284	22.392	57.676 (1)	75.39		14:00:28.828

P25	85 B	Andrew KITE	Ducati - Red Rebel Racing			
IDEAL LAP TIME : 56.776		BEST LAP TIME : 56.816		DIFFERENCE : 0.040		

LAP	SECTOR 1	SECTOR 2	LAP TIME	MPH	DIFF	TIME OF DAY
1 -		24.218	1:10.915	61.32	14.099	13:52:44.310
2 -	36.081	23.368	59.449	73.14	2.633	13:53:43.759
3 -	35.409	23.308	58.717	74.06	1.901	13:54:42.476
4 -	36.240	23.998	1:00.238	72.19	3.422	13:55:42.714
5 -	35.915	24.117	1:00.032	72.43	3.216	13:56:42.746
6 -	35.394	22.543	57.937 (3)	75.05	1.121	13:57:40.683
7 -	34.376	22.469	56.845 (2)	76.49	0.029	13:58:37.528
8 -	35.360	23.086	58.446	74.40	1.630	13:59:35.974
9 -	34.416	22.400	56.816 (1)	76.53		14:00:32.790

P26	37 B	Ricky WOODS	Suzuki - T & S Vehicle Repairs			
IDEAL LAP TIME : 57.653		BEST LAP TIME : 58.077		DIFFERENCE : 0.424		

LAP	SECTOR 1	SECTOR 2	LAP TIME	MPH	DIFF	TIME OF DAY
1 -		23.292	1:07.142	64.76	9.065	13:52:40.537
2 -	35.406	22.671	58.077 (1)	74.87		13:53:38.614
3 -	35.245	23.130	58.375 (3)	74.49	0.298	13:54:36.989
4 -	34.982	23.230	58.212 (2)	74.70	0.135	13:55:35.201
5 -	35.583	23.942	59.525	73.05	1.448	13:56:34.726
6 -	36.452	23.291	59.743	72.78	1.666	13:57:34.469
7 -	36.782	23.870	1:00.652	71.69	2.575	13:58:35.121
8 -	37.178	23.920	1:01.098	71.17	3.021	13:59:36.219
9 -	37.196	23.961	1:01.157	71.10	3.080	14:00:37.376

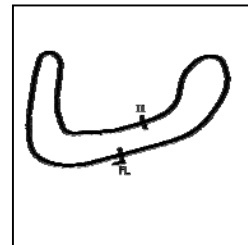
Weather / Track : Cloudy / Dry

Brands Hatch Indy
Circuit Length = 1.2079 miles
Start: 13:51 Flag 14:00 End: 14:01

BMCRC - MRO Championships 2019 - Rnd 1 @ Brands Hatch Indy

BMCRC Thunderbike Sport

RACE 6 - Groups A & B - SECTOR ANALYSIS



SECTOR 1 = FL to I1, SECTOR 2 = I1 to FL, DIFF = Difference To Personal Best Lap, P = Crossed Finish Line in Pit Lane, D = Time Disallowed

P27 9 B Karl COONEY			Kawasaki - Me, Myself and I			
IDEAL LAP TIME : 58.079		BEST LAP TIME : 58.429	DIFFERENCE : 0.350			
LAP	SECTOR 1	SECTOR 2	LAP TIME	MPH	DIFF	TIME OF DAY
1 -		24.057	1:11.397	60.90	12.968	13:52:44.792
2 -	36.298	23.227	59.525	73.05	1.096	13:53:44.317
3 -	35.812	23.241	59.053 (3)	73.63	0.624	13:54:43.370
4 -	35.888	23.535	59.423	73.18	0.994	13:55:42.793
5 -	36.228	24.148	1:00.376	72.02	1.947	13:56:43.169
6 -	36.236	23.101	59.337	73.28	0.908	13:57:42.506
7 -	35.141	23.288	58.429 (1)	74.42		13:58:40.935
8 -	36.060	23.236	59.296	73.33	0.867	13:59:40.231
9 -	35.565	22.938	58.503 (2)	74.33	0.074	14:00:38.734

P28 16 B Geoff LANSDELL			Suzuki - EPG Domestic			
IDEAL LAP TIME : 59.142		BEST LAP TIME : 59.297	DIFFERENCE : 0.155			
LAP	SECTOR 1	SECTOR 2	LAP TIME	MPH	DIFF	TIME OF DAY
1 -		24.042	1:09.750	62.34	10.453	13:52:43.145
2 -	36.137	23.488	59.625 (2)	72.93	0.328	13:53:42.770
3 -	35.654	23.643	59.297 (1)	73.33		13:54:42.067
4 -	36.250	23.609	59.859 (3)	72.64	0.562	13:55:41.926
5 -	36.468	24.181	1:00.649	71.70	1.352	13:56:42.575
6 -	37.148	23.586	1:00.734	71.60	1.437	13:57:43.309
7 -	37.129	23.622	1:00.751	71.58	1.454	13:58:44.060
8 -	37.864	23.774	1:01.638	70.55	2.341	13:59:45.698
9 -	37.282	23.586	1:00.868	71.44	1.571	14:00:46.566

P29 22 B Matthew MAY			Honda - Tliehurst Glass Racing			
IDEAL LAP TIME : 1:03.974		BEST LAP TIME : 1:04.122	DIFFERENCE : 0.148			
LAP	SECTOR 1	SECTOR 2	LAP TIME	MPH	DIFF	TIME OF DAY
1 -		26.074	1:14.462	58.40	10.340	13:52:47.857
2 -	40.035	26.310	1:06.345	65.54	2.223	13:53:54.202
3 -	39.922	25.989	1:05.911	65.97	1.789	13:55:00.113
4 -	39.683	25.997	1:05.680	66.20	1.558	13:56:05.793
5 -	38.823	25.299	1:04.122 (1)	67.81		13:57:09.915
6 -	38.691	25.878	1:04.569 (2)	67.34	0.447	13:58:14.484
7 -	39.477	25.283	1:04.760	67.14	0.638	13:59:19.244
8 -	39.227	25.425	1:04.652 (3)	67.26	0.530	14:00:23.896

P30 101 B Glen TRIPP			Honda - yaki too racing			
IDEAL LAP TIME : 1:03.852		BEST LAP TIME : 1:04.325	DIFFERENCE : 0.473			
LAP	SECTOR 1	SECTOR 2	LAP TIME	MPH	DIFF	TIME OF DAY
1 -		26.061	1:14.943	58.02	10.618	13:52:48.338
2 -	39.995	26.363	1:06.358	65.53	2.033	13:53:54.696
3 -	39.661	26.247	1:05.908	65.97	1.583	13:55:00.604
4 -	39.565	25.450	1:05.015	66.88	0.690	13:56:05.619
5 -	39.343	25.505	1:04.848 (3)	67.05	0.523	13:57:10.467
6 -	38.925	25.400	1:04.325 (1)	67.60		13:58:14.792
7 -	39.578	25.372	1:04.950	66.95	0.625	13:59:19.742
8 -	39.875	24.927	1:04.802 (2)	67.10	0.477	14:00:24.544

P31 10 A Bradley ROBINSON			Kawasaki -			
IDEAL LAP TIME : 54.606		BEST LAP TIME : 54.701	DIFFERENCE : 0.095			
LAP	SECTOR 1	SECTOR 2	LAP TIME	MPH	DIFF	TIME OF DAY
1 -		22.304	1:02.667	69.39	7.966	13:52:36.062
2 -	33.299	22.013	55.312	78.61	0.611	13:53:31.374
3 -	33.174	22.086	55.260 (3)	78.69	0.559	13:54:26.634
4 -	33.016	22.544	55.560	78.26	0.859	13:55:22.194
5 -	33.121	21.957	55.078 (2)	78.95	0.377	13:56:17.272
6 -	32.649	22.052	54.701 (1)	79.49		13:57:11.973

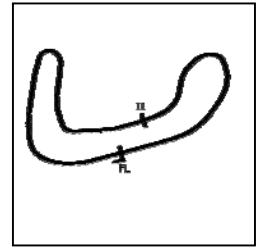
Weather / Track : Cloudy / Dry

Brands Hatch Indy
Circuit Length = 1.2079 miles
Start: 13:51 Flag 14:00 End: 14:01

BMCRC - MRO Championships 2019 - Rnd 1 @ Brands Hatch Indy

BMCRC Thunderbike Sport

RACE 6 - Groups A & B - SECTOR ANALYSIS



SECTOR 1 = FL to I1, SECTOR 2 = I1 to FL, DIFF = Difference To Personal Best Lap, P = Crossed Finish Line in Pit Lane, D = Time Disallowed

7 - 33.810 22.123 55.933 77.74 1.232 13:58:07.906

P32		0 B		Luke STANLEY		Suzuki - Urban Race Tribe	
IDEAL LAP TIME : 57.368		BEST LAP TIME : 57.368		DIFFERENCE : 0.000			
LAP	SECTOR 1	SECTOR 2	LAP TIME	MPH	DIFF	TIME OF DAY	
1 -		23.391	1:07.940	64.00	10.572	13:52:41.335	
2 -	35.356	22.830	58.186 (3)	74.73	0.818	13:53:39.521	
3 -	34.986	22.757	57.743 (2)	75.30	0.375	13:54:37.264	
4 -	34.725	22.643	57.368 (1)	75.80		13:55:34.632	
5 -	35.340	23.466	58.806	73.94	1.438	13:56:33.438	
6 -	36.379	23.167	59.546	73.02	2.178	13:57:32.984	

BMCRC - MRO Championships 2019 - Rnd 1 @ Brands Hatch Indy

BMCRC Thunderbike Sport

RACE 6 - Groups A & B - BEST SECTORS

SECTOR 1			SECTOR 2			IDEAL / BEST COMPARISON						
POS	NO	NAME	TIME	NO	NAME	TIME	POS	NO	NAME	IDEAL	BEST	DIFF
									PERFECT LAP	51.582		
1	74	SINGLETON	30.905	99	SIMMONS	20.677	1	74	SINGLETON	51.601	51.731	0.130
2	99	SIMMONS	31.310	74	SINGLETON	20.696	2	99	SIMMONS	51.987	52.042	0.055
3	47	WATSON	31.641	47	WATSON	20.772	3	47	WATSON	52.413	52.487	0.074
4	90	WATSON	31.854	93	WALLIS	21.221	4	90	WATSON	53.102	53.102	0.000
5	191	SEATH	31.890	191	SEATH	21.231	5	191	SEATH	53.121	53.391	0.270
6	28	LAWSON	32.329	90	WATSON	21.248	6	93	WALLIS	53.739	54.145	0.406
7	961	SIM	32.490	28	LAWSON	21.427	7	28	LAWSON	53.756	53.779	0.023
8	93	WALLIS	32.518	961	SIM	21.462	8	961	SIM	53.952	54.093	0.141
9	10	ROBINSON	32.649	50	ROBSON	21.541	9	50	ROBSON	54.265	54.425	0.160
10	50	ROBSON	32.724	48	WALLIS	21.715	10	48	WALLIS	54.495	54.610	0.115
11	48	WALLIS	32.780	13	GREEN	21.853	11	10	ROBINSON	54.606	54.701	0.095
12	13	GREEN	33.008	73	LEWIN	21.866	12	13	GREEN	54.861	54.879	0.018
13	54	JAMISON	33.062	52	JARMAN	21.915	13	73	LEWIN	55.000	55.083	0.083
14	52	JARMAN	33.109	666	BEASLEY	21.928	14	54	JAMISON	55.009	55.062	0.053
15	73	LEWIN	33.134	65	MOXON	21.931	15	52	JARMAN	55.024	55.072	0.048
16	666	BEASLEY	33.196	54	JAMISON	21.947	16	666	BEASLEY	55.124	55.256	0.132
17	84	BRANCO	33.807	10	ROBINSON	21.957	17	65	MOXON	55.751	55.833	0.082
18	65	MOXON	33.820	94	SOILLEUX	22.072	18	84	BRANCO	55.880	56.064	0.184
19	42	MILLER	34.104	84	BRANCO	22.073	19	94	SOILLEUX	56.371	56.371	0.000
20	72	MILLER	34.136	72	MILLER	22.248	20	72	MILLER	56.384	56.424	0.040
21	94	SOILLEUX	34.299	778	NEILLANS	22.392	21	42	MILLER	56.617	56.832	0.215
22	89	JONES	34.340	85	KITE	22.400	22	85	KITE	56.776	56.816	0.040
23	85	KITE	34.376	51	BEESLEY	22.446	23	89	JONES	56.840	56.990	0.150
24	51	BEESLEY	34.454	89	JONES	22.500	24	51	BEESLEY	56.900	56.927	0.027
25	0	STANLEY	34.725	42	MILLER	22.513	25	778	NEILLANS	57.363	57.676	0.313
26	66	SMITH	34.818	66	SMITH	22.628	26	0	STANLEY	57.368	57.368	0.000
27	778	NEILLANS	34.971	0	STANLEY	22.643	27	66	SMITH	57.446	57.450	0.004
28	37	WOODS	34.982	37	WOODS	22.671	28	37	WOODS	57.653	58.077	0.424
29	9	COONEY	35.141	9	COONEY	22.938	29	9	COONEY	58.079	58.429	0.350
30	16	LANSDELL	35.654	16	LANSDELL	23.488	30	16	LANSDELL	59.142	59.297	0.155
31	22	MAY	38.691	101	TRIPP	24.927	31	101	TRIPP	1:03.852	1:04.325	0.473
32	101	TRIPP	38.925	22	MAY	25.283	32	22	MAY	1:03.974	1:04.122	0.148

Weather / Track : Cloudy / Dry

Results can be found at www.tsl-timing.com

Brands Hatch Indy
 Circuit Length = 1.2079 miles
 Start: 13:51 Flag 14:00 End: 14:01

Printed - 14:04 Saturday, 09 March 2019

BMCRC - MRO Championships 2019 - Rnd 1 @ Brands Hatch Indy



BMCRC Thunderbike Sport

RACE 10 - Groups B & C - CLASSIFICATION

POS	NO	CL	PIC NAME	ENTRY	LAPS	TIME	GAP	DIFF	MPH	BEST	ON
1	90	B	1 Edward WATSON	Yamaha - Motorsportdays.com TEA Time Racing	10	9:12.079			78.76	53.347	3
2	666	B	2 Shane BEASLEY	Yamaha -	10	9:21.374	9.295	9.295	77.46	54.260	6
3	65	B	3 Andrew MOXON	Yamaha - Suzanne Moxon	10	9:21.414	9.335	0.040	77.45	54.397	7
4	84	B	4 Ricardo BRANCO	Yamaha - IMP Racing	10	9:21.540	9.461	0.126	77.44	54.733	10
5	104	C	1 Alex ROBINSON (R)	Honda - Boa	10	9:28.564	16.485	7.024	76.48	54.775	10
6	72	B	5 Kevin MILLER	Honda - Mechanical Air Supplies Ltd	10	9:30.616	18.537	2.052	76.20	55.042	10
7	261	C	2 Michael BENN (R)	Yamaha - Michael Benn Plumbing and Heating	10	9:32.191	20.112	1.575	75.99	55.574	5
8	94	B	6 Ian SOILLEUX	Suzuki - me	10	9:39.780	27.701	7.589	75.00	55.802	5
9	66	B	7 Mark SMITH	Yamaha - MHP EXHAUST S	10	9:45.133	33.054	5.353	74.31	56.861	4
10	85	B	8 Andrew KITE	Ducati - Red Rebel Racing	10	9:45.433	33.354	0.300	74.28	56.752	10
11	9	B	9 Karl COONEY	Kawasaki - Me, Myself and I	10	9:52.126	40.047	6.693	73.44	57.511	10
12	0	B	10 Luke STANLEY	Suzuki - Urban Race Tribe	10	9:56.474	44.395	4.348	72.90	58.294	3
13	16	B	11 Geoff LANSDELL	Suzuki - EPG Domestic	10	10:08.644	56.565	12.170	71.44	58.888	3
14	45	C	3 John FORTEY (R)	Suzuki -	10	10:08.986	56.907	0.342	71.40	58.757	3
15	481	C	4 Clinton KEULDER	Yamaha - My wife	9	9:20.314	1 Lap	1 Lap	69.84	1:00.268	3
16	24	C	5 Harley GODZISZ	Honda - W.O.T Security	9	9:37.096	1 Lap	16.782	67.81	1:01.806	9
17	33	C	6 Peter PARAPANOS (R)	Honda -	9	9:39.495	1 Lap	2.399	67.53	1:02.089	3
18	624	C	7 Matthew FEDRICK (R)	Yamaha - Matthew Fedrick farriers ltd	9	9:39.517	1 Lap	0.022	67.53	1:01.637	9
19	143	C	8 Robert DAVIE	Suzuki -	9	9:40.845	1 Lap	1.328	67.38	1:02.065	9
20	101	B	12 Glen TRIPP	Honda - yaki too racing	9	9:42.201	1 Lap	1.356	67.22	1:03.017	9
21	22*	B	13 Matthew MAY	Honda - Tliehurst Glass Racing	9	9:46.828	1 Lap	4.627	66.69	1:00.665	9
22	119	C	9 Aaron WHITING (R)	Yamaha - Whiting Rail Ltd	9	10:05.263	1 Lap	18.435	64.66	1:04.770	2
23	196	C	10 Emma PETERSON (R)	Yamaha - Plus racing gear, Helmet city Chichester,	9	10:05.725	1 Lap	0.462	64.61	1:04.960	7

NOT CLASSIFIED

DNF	778	B	Michael NEILLANS	Suzuki - Ghekkto Ltd / Trialsday	6	5:57.040	4 Laps	3 Laps	73.07	57.765	5
DNF	17	C	Tommy DOWNES (R)	Suzuki - Ray Gnarley/ MoreMoto	5	4:44.469	5 Laps	1 Lap	76.43	55.216	5
DNF	205	C	Simon HOLDEN (R)	Honda -	5	4:44.530	5 Laps	0.061	76.41	55.292	4
DNF	37	B	Ricky WOODS	Suzuki - T & S Vehicle Repairs	5	4:57.855	5 Laps	13.325	72.99	57.769	2
DNF	54	B	Adam JAMISON	Suzuki - AJ Racing	0						
DQ	373*	C	Robert PRICE (R)	Suzuki -	0						

FASTEST LAP

	90	B	Edward WATSON	Yamaha - Motorsportdays.com TEA Time Racing	3	53.347		81.51 mph		131.18 kph	
	104	C	Alex ROBINSON (R)	Honda - Boa	10	54.775		79.39 mph		127.76 kph	

No. 22 10 Second Penalty, Jump Start

No. 373 - Disqualified from race result, failing post-race technical

Class B - 92.5% of Race Speed = 72.85 mph

Class C - 92.5% of Race Speed = 70.74 mph

Brands Hatch Indy

Circuit Length = 1.2079 miles

Start: 14:53 Flag 15:02 End: 15:03

Weather / Track : Cloudy / Dry

These results are provisional until the conclusion of any judicial and technical matters.

Clerk Of Course :	Timekeeper :
-------------------	--------------

Results can be found at www.tsl-timing.com

Printed - 15:30 Saturday, 09 March 2019



BMCRC - MRO Championships 2019 - Rnd 1 @ Brands Hatch Indy

BMCRC Thunderbike Sport

RACE 10 - Groups B & C - LAP CHART

LAP 1 @ 14:54:38.283			LAP 3 @ 14:56:26.613			LAP 5 @ 14:58:14.752			LAP 8 @ 15:00:59.361			LAP 10 @ 15:02:48.887		
NO	BEHIND	LAP TIME	NO	BEHIND	LAP TIME	NO	BEHIND	LAP TIME	NO	BEHIND	LAP TIME	NO	BEHIND	LAP TIME
666		1:01.475	90		53.347	90		54.194	261	12.476	57.204	16	51.195	1:00.396
84	0.204	1:01.679	84	2.859	55.391	84	5.737	55.605	104	12.768	57.309	45	51.726	1:00.207
90	0.634	1:02.109	666	3.119	55.457	666	5.882	55.441	72	14.719	57.066			
205	0.817	1:02.292	65	3.690	55.102	65	6.427	55.489	94	19.548	57.981			
261	1.292	1:02.767	17	3.752	55.425	17	6.525	55.216	119	1 Lap	1:06.413			
17	1.360	1:02.835	205	4.084	55.565	205	6.586	55.349	196	1 Lap	1:06.793			
65	1.466	1:02.941	261	5.167	55.840	261	8.301	55.574	66	24.606	57.386			
104	2.115	1:03.590	104	6.085	55.909	104	9.340	55.344	85	25.128	57.278			
37	3.222	1:04.697	72	7.787	56.207	72	11.745	56.094	0	31.274	59.562			
72	3.850	1:05.325	94	11.031	56.500	94	14.625	55.802	9	31.687	59.275			
0	3.998	1:05.473	37	11.227	58.566	66	19.696	58.464	16	39.073	1:00.518			
778	4.285	1:05.760	66	12.510	57.518	85	19.878	57.775	45	40.890	1:01.350			
94	4.357	1:05.832	0	13.124	58.294	37	19.911	58.856	481	50.815	1:01.566			
66	4.865	1:06.340	85	13.232	57.580	778	21.282	57.765	373	52.464	1:01.279			
85	6.059	1:07.534	778	13.606	58.182	0	22.341	58.942						
16	6.885	1:08.360	9	15.943	58.639	9	23.559	57.732						
9	7.398	1:08.873	16	17.197	58.888	16	27.233	59.282						
45	7.925	1:09.400	45	18.157	58.757	45	27.669	58.845						
22	9.473	1:10.948	373	24.677	1:01.730	481	38.505	1:00.505						
373	9.881	1:11.356	481	25.338	1:00.268	373	39.216	1:01.296						
101	10.641	1:12.116	33	29.096	1:02.089	33	47.693	1:03.968						
624	11.158	1:12.633	22	29.641	1:03.576	624	48.009	1:03.370						
481	11.223	1:12.698	624	30.220	1:03.543	24	49.807	1:04.150						
143	11.622	1:13.097	24	30.506	1:02.779	22	50.015	1:04.153						
33	12.204	1:13.679	101	31.202	1:04.893	101	50.273	1:03.678						
24	12.716	1:14.191	143	31.627	1:04.199	143	50.692	1:03.515						
196	17.208	1:18.683	119	39.760	1:05.009									
119	18.311	1:19.786	196	40.870	1:05.974									
LAP 2 @ 14:55:33.266			LAP 4 @ 14:57:20.558			LAP 6 @ 14:59:09.110			LAP 9 @ 15:01:53.944					
NO	BEHIND	LAP TIME	NO	BEHIND	LAP TIME	NO	BEHIND	LAP TIME	NO	BEHIND	LAP TIME	NO	BEHIND	LAP TIME
90		54.349	90		53.945	90		54.358	90		54.583	90		54.583
84	0.815	55.594	84	4.326	55.412	666	5.784	54.260	481	1 Lap	1:00.920	481	1 Lap	1:00.920
666	1.009	55.992	666	4.635	55.461	84	6.538	55.159	373	1 Lap	1:00.854	373	1 Lap	1:00.854
17	1.674	55.297	65	5.132	55.387	65	7.680	55.611	666	8.679	55.195	666	8.679	55.195
205	1.866	56.032	205	5.431	55.292	119	1 Lap	1:05.058	65	9.595	55.071	65	9.595	55.071
65	1.935	55.452	17	5.503	55.696	196	1 Lap	1:05.483	84	9.671	54.963	84	9.671	54.963
261	2.674	56.365	261	6.921	55.699	261	10.793	56.850	104	16.653	56.591	104	16.653	56.591
104	3.523	56.391	104	8.190	56.050	104	10.980	55.998	24	1 Lap	1:01.950	24	1 Lap	1:01.950
72	4.927	56.060	72	9.845	56.003	72	13.174	55.787	261	18.239	57.778	261	18.239	57.778
37	6.008	57.769	94	13.017	55.931	94	17.088	56.821	72	18.438	57.372	72	18.438	57.372
94	7.878	58.504	37	15.249	57.967	66	22.741	57.403	22	1 Lap	1:02.287	22	1 Lap	1:02.287
0	8.177	59.162	66	15.426	56.861	85	23.371	57.851	33	1 Lap	1:04.390	33	1 Lap	1:04.390
66	8.339	58.457	85	16.297	57.010	778	24.738	57.814	624	1 Lap	1:04.231	624	1 Lap	1:04.231
778	8.771	59.469	0	17.593	58.414	0	27.233	59.250	143	1 Lap	1:02.531	143	1 Lap	1:02.531
85	8.999	57.923	778	17.711	58.050	9	27.933	58.732	101	1 Lap	1:03.628	101	1 Lap	1:03.628
9	10.651	58.236	9	20.021	58.023	16	34.076	1:01.201	94	23.330	56.383	94	23.330	56.383
16	11.656	59.754	16	22.145	58.893	45	35.061	1:01.750	66	31.066	56.974	66	31.066	56.974
45	12.747	59.805	45	23.018	58.806	481	44.770	1:00.623	85	31.545	57.508	85	31.545	57.508
373	16.294	1:01.396	373	32.114	1:01.382	373	46.706	1:01.848	9	37.479	57.592	9	37.479	57.592
481	18.417	1:02.177	481	32.194	1:00.801				0	40.294	59.059	0	40.294	59.059
22	19.412	1:04.922	33	37.919	1:02.768				119	1 Lap	1:05.598	119	1 Lap	1:05.598
101	19.656	1:03.998	624	38.833	1:02.558				196	1 Lap	1:05.471	196	1 Lap	1:05.471
624	20.024	1:03.849	24	39.851	1:03.290									
33	20.354	1:03.133	22	40.056	1:04.360									
143	20.775	1:04.136	101	40.789	1:03.532									
24	21.074	1:03.341	143	41.371	1:03.689									
119	28.098	1:04.770	119	52.291	1:06.476									
196	28.243	1:06.018	196	52.559	1:05.634									

Weather / Track : Cloudy / Dry

Brands Hatch Indy
Circuit Length = 1.2079 miles
Start: 14:53 Flag 15:02 End: 15:03

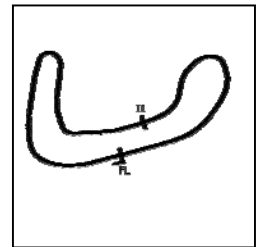
Results can be found at www.tsl-timing.com

Printed - 15:11 Saturday, 09 March 2019

BMCRC - MRO Championships 2019 - Rnd 1 @ Brands Hatch Indy

BMCRC Thunderbike Sport

RACE 10 - Groups B & C - SECTOR ANALYSIS



SECTOR 1 = FL to I1, SECTOR 2 = I1 to FL, DIFF = Difference To Personal Best Lap, P = Crossed Finish Line in Pit Lane, D = Time Disallowed

P1 90 B Edward WATSON		Yamaha - Motorsportdays.com TEA Time Racing				
IDEAL LAP TIME : 53.244		BEST LAP TIME : 53.347		DIFFERENCE : 0.103		
LAP	SECTOR 1	SECTOR 2	LAP TIME	MPH	DIFF	TIME OF DAY
1 -		22.266	1:02.109	70.01	8.762	14:54:38.917
2 -	33.087	21.262	54.349	80.01	1.002	14:55:33.266
3 -	31.982	21.365	53.347 (1)	81.51		14:56:26.613
4 -	32.408	21.537	53.945 (2)	80.61	0.598	14:57:20.558
5 -	32.653	21.541	54.194 (3)	80.24	0.847	14:58:14.752
6 -	33.051	21.307	54.358	79.99	1.011	14:59:09.110
7 -	33.502	22.019	55.521	78.32	2.174	15:00:04.631
8 -	33.253	21.477	54.730	79.45	1.383	15:00:59.361
9 -	33.120	21.463	54.583	79.66	1.236	15:01:53.944
10 -	33.109	21.834	54.943	79.14	1.596	15:02:48.887

P2 666 B Shane BEASLEY		Yamaha -				
IDEAL LAP TIME : 54.091		BEST LAP TIME : 54.260		DIFFERENCE : 0.169		
LAP	SECTOR 1	SECTOR 2	LAP TIME	MPH	DIFF	TIME OF DAY
1 -		22.070	1:01.475	70.73	7.215	14:54:38.283
2 -	33.969	22.023	55.992	77.66	1.732	14:55:34.275
3 -	33.361	22.096	55.457	78.41	1.197	14:56:29.732
4 -	33.325	22.136	55.461	78.40	1.201	14:57:25.193
5 -	33.369	22.072	55.441	78.43	1.181	14:58:20.634
6 -	32.367	21.893	54.260 (1)	80.14		14:59:14.894
7 -	33.421	21.724	55.145 (2)	78.85	0.885	15:00:10.039
8 -	34.907	22.482	57.389	75.77	3.129	15:01:07.428
9 -	32.934	22.261	55.195 (3)	78.78	0.935	15:02:02.623
10 -	33.010	22.549	55.559	78.27	1.299	15:02:58.182

P3 65 B Andrew MOXON		Yamaha - Suzanne Moxon				
IDEAL LAP TIME : 54.397		BEST LAP TIME : 54.397		DIFFERENCE : 0.000		
LAP	SECTOR 1	SECTOR 2	LAP TIME	MPH	DIFF	TIME OF DAY
1 -		22.116	1:02.941	69.08	8.544	14:54:39.749
2 -	33.762	21.690	55.452	78.42	1.055	14:55:35.201
3 -	33.212	21.890	55.102	78.91	0.705	14:56:30.303
4 -	33.631	21.756	55.387	78.51	0.990	14:57:25.690
5 -	33.606	21.883	55.489	78.36	1.092	14:58:21.179
6 -	33.514	22.097	55.611	78.19	1.214	14:59:16.790
7 -	32.932	21.465	54.397 (1)	79.94		15:00:11.187
8 -	34.495	22.786	57.281	75.91	2.884	15:01:08.468
9 -	33.558	21.513	55.071 (3)	78.96	0.674	15:02:03.539
10 -	33.094	21.589	54.683 (2)	79.52	0.286	15:02:58.222

P4 84 B Ricardo BRANCO		Yamaha - IMP Racing				
IDEAL LAP TIME : 54.609		BEST LAP TIME : 54.733		DIFFERENCE : 0.124		
LAP	SECTOR 1	SECTOR 2	LAP TIME	MPH	DIFF	TIME OF DAY
1 -		22.068	1:01.679	70.50	6.946	14:54:38.487
2 -	33.658	21.936	55.594	78.22	0.861	14:55:34.081
3 -	33.322	22.069	55.391	78.50	0.658	14:56:29.472
4 -	33.420	21.992	55.412	78.47	0.679	14:57:24.884
5 -	33.330	22.275	55.605	78.20	0.872	14:58:20.489
6 -	33.129	22.030	55.159 (3)	78.83	0.426	14:59:15.648
7 -	33.350	21.886	55.236	78.72	0.503	15:00:10.884
8 -	34.827	22.941	57.768	75.27	3.035	15:01:08.652
9 -	33.483	21.480	54.963 (2)	79.11	0.230	15:02:03.615
10 -	33.144	21.589	54.733 (1)	79.45		15:02:58.348

P5 104 C Alex ROBINSON (R)		Honda - Boa				
IDEAL LAP TIME : 54.775		BEST LAP TIME : 54.775		DIFFERENCE : 0.000		
LAP	SECTOR 1	SECTOR 2	LAP TIME	MPH	DIFF	TIME OF DAY

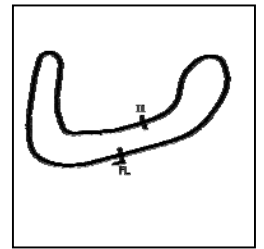
Weather / Track : Cloudy / Dry

Brands Hatch Indy
Circuit Length = 1.2079 miles
Start: 14:53 Flag 15:02 End: 15:03

BMCRC - MRO Championships 2019 - Rnd 1 @ Brands Hatch Indy

BMCRC Thunderbike Sport

RACE 10 - Groups B & C - SECTOR ANALYSIS



SECTOR 1 = FL to I1, SECTOR 2 = I1 to FL, DIFF = Difference To Personal Best Lap, P = Crossed Finish Line in Pit Lane, D = Time Disallowed

1 -		23.074	1:03.590	68.38	8.815	14:54:40.398
2 -	34.215	22.176	56.391	77.11	1.616	14:55:36.789
3 -	33.945	21.964	55.909 (3)	77.78	1.134	14:56:32.698
4 -	33.939	22.111	56.050	77.58	1.275	14:57:28.748
5 -	33.663	21.681	55.344 (2)	78.57	0.569	14:58:24.092
6 -	34.148	21.850	55.998	77.65	1.223	14:59:20.090
7 -	35.535	21.774	57.309	75.87	2.534	15:00:17.399
8 -	34.826	21.781	56.607	76.82	1.832	15:01:14.006
9 -	34.295	22.296	56.591	76.84	1.816	15:02:10.597
10 -	33.142	21.633	54.775 (1)	79.39		15:03:05.372

P6 72 B Kevin MILLER			Honda - Mechanical Air Supplies Ltd			
IDEAL LAP TIME : 54.746		BEST LAP TIME : 55.042	DIFFERENCE : 0.296			
LAP	SECTOR 1	SECTOR 2	LAP TIME	MPH	DIFF	TIME OF DAY
1 -		22.992	1:05.325	66.56	10.283	14:54:42.133
2 -	33.913	22.147	56.060	77.57	1.018	14:55:38.193
3 -	34.014	22.193	56.207	77.36	1.165	14:56:34.400
4 -	33.853	22.150	56.003	77.64	0.961	14:57:30.403
5 -	33.875	22.219	56.094	77.52	1.052	14:58:26.497
6 -	33.756	22.031	55.787 (3)	77.95	0.745	14:59:22.284
7 -	34.906	22.160	57.066	76.20	2.024	15:00:19.350
8 -	34.017	21.643	55.660 (2)	78.12	0.618	15:01:15.010
9 -	34.109	23.263	57.372	75.79	2.330	15:02:12.382
10 -	33.103	21.939	55.042 (1)	79.00		15:03:07.424

P7 261 C Michael BENN (R)			Yamaha - Michael Benn Plumbing and Heating			
IDEAL LAP TIME : 55.526		BEST LAP TIME : 55.574	DIFFERENCE : 0.048			
LAP	SECTOR 1	SECTOR 2	LAP TIME	MPH	DIFF	TIME OF DAY
1 -		22.472	1:02.767	69.28	7.193	14:54:39.575
2 -	34.291	22.074	56.365	77.15	0.791	14:55:35.940
3 -	33.997	21.843	55.840 (3)	77.87	0.266	14:56:31.780
4 -	33.826	21.873	55.699 (2)	78.07	0.125	14:57:27.479
5 -	33.683	21.891	55.574 (1)	78.24		14:58:23.053
6 -	34.570	22.280	56.850	76.49	1.276	14:59:19.903
7 -	35.052	22.152	57.204	76.01	1.630	15:00:17.107
8 -	35.129	22.169	57.298	75.89	1.724	15:01:14.405
9 -	34.656	23.122	57.778	75.26	2.204	15:02:12.183
10 -	34.497	22.319	56.816	76.53	1.242	15:03:08.999

P8 94 B Ian SOILLEUX			Suzuki - me			
IDEAL LAP TIME : 55.717		BEST LAP TIME : 55.802	DIFFERENCE : 0.085			
LAP	SECTOR 1	SECTOR 2	LAP TIME	MPH	DIFF	TIME OF DAY
1 -		23.001	1:05.832	66.05	10.030	14:54:42.640
2 -	35.920	22.584	58.504	74.33	2.702	14:55:41.144
3 -	34.425	22.075	56.500	76.96	0.698	14:56:37.644
4 -	34.105	21.826	55.931 (2)	77.74	0.129	14:57:33.575
5 -	33.891	21.911	55.802 (1)	77.92		14:58:29.377
6 -	34.625	22.196	56.821	76.53	1.019	14:59:26.198
7 -	34.587	23.394	57.981	75.00	2.179	15:00:24.179
8 -	34.385	22.327	56.712	76.67	0.910	15:01:20.891
9 -	34.481	21.902	56.383 (3)	77.12	0.581	15:02:17.274
10 -	35.038	24.276	59.314	73.31	3.512	15:03:16.588

P9 66 B Mark SMITH			Yamaha - MHP EXHAUST S			
IDEAL LAP TIME : 56.680		BEST LAP TIME : 56.861	DIFFERENCE : 0.181			
LAP	SECTOR 1	SECTOR 2	LAP TIME	MPH	DIFF	TIME OF DAY
1 -		23.150	1:06.340	65.54	9.479	14:54:43.148
2 -	35.728	22.729	58.457	74.38	1.596	14:55:41.605
3 -	34.910	22.608	57.518	75.60	0.657	14:56:39.123
4 -	34.406	22.455	56.861 (1)	76.47		14:57:35.984

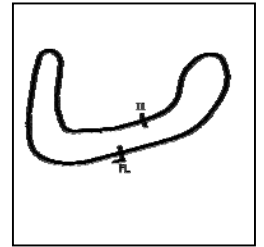
Weather / Track : Cloudy / Dry

Brands Hatch Indy
Circuit Length = 1.2079 miles
Start: 14:53 Flag 15:02 End: 15:03

BMCRC - MRO Championships 2019 - Rnd 1 @ Brands Hatch Indy

BMCRC Thunderbike Sport

RACE 10 - Groups B & C - SECTOR ANALYSIS



SECTOR 1 = FL to I1, SECTOR 2 = I1 to FL, DIFF = Difference To Personal Best Lap, P = Crossed Finish Line in Pit Lane, D = Time Disallowed

5 -	35.361	23.103	58.464	74.38	1.603	14:58:34.448
6 -	35.074	22.329	57.403	75.75	0.542	14:59:31.851
7 -	34.761	22.625	57.386	75.77	0.525	15:00:29.237
8 -	35.120	23.679	58.799	73.95	1.938	15:01:28.036
9 -	34.351	22.623	56.974 (3)	76.32	0.113	15:02:25.010
10 -	34.411	22.520	56.931 (2)	76.38	0.070	15:03:21.941

P10 85 B Andrew KITE			Ducati - Red Rebel Racing			
IDEAL LAP TIME : 56.446		BEST LAP TIME : 56.752	DIFFERENCE : 0.306			
LAP	SECTOR 1	SECTOR 2	LAP TIME	MPH	DIFF	TIME OF DAY
1 -		23.361	1:07.534	64.39	10.782	14:54:44.342
2 -	34.888	23.035	57.923	75.07	1.171	14:55:42.265
3 -	34.952	22.628	57.580	75.52	0.828	14:56:39.845
4 -	34.660	22.350	57.010 (2)	76.27	0.258	14:57:36.855
5 -	34.996	22.779	57.775	75.26	1.023	14:58:34.630
6 -	35.298	22.553	57.851	75.16	1.099	14:59:32.481
7 -	34.929	22.349	57.278 (3)	75.92	0.526	15:00:29.759
8 -	34.826	23.396	58.222	74.69	1.470	15:01:27.981
9 -	34.613	22.895	57.508	75.61	0.756	15:02:25.489
10 -	34.097	22.655	56.752 (1)	76.62		15:03:22.241

P11 9 B Karl COONEY			Kawasaki - Me, Myself and I			
IDEAL LAP TIME : 57.188		BEST LAP TIME : 57.511	DIFFERENCE : 0.323			
LAP	SECTOR 1	SECTOR 2	LAP TIME	MPH	DIFF	TIME OF DAY
1 -		24.117	1:08.873	63.13	11.362	14:54:45.681
2 -	35.343	22.893	58.236	74.67	0.725	14:55:43.917
3 -	35.449	23.190	58.639	74.15	1.128	14:56:42.556
4 -	35.271	22.752	58.023	74.94	0.512	14:57:40.579
5 -	34.737	22.995	57.732	75.32	0.221	14:58:38.311
6 -	35.762	22.970	58.732	74.04	1.221	14:59:37.043
7 -	36.169	23.106	59.275	73.36	1.764	15:00:36.318
8 -	34.830	22.683	57.513 (2)	75.61	0.002	15:01:33.831
9 -	35.079	22.513	57.592 (3)	75.50	0.081	15:02:31.423
10 -	34.675	22.836	57.511 (1)	75.61		15:03:28.934

P12 0 B Luke STANLEY			Suzuki - Urban Race Tribe			
IDEAL LAP TIME : 58.216		BEST LAP TIME : 58.294	DIFFERENCE : 0.078			
LAP	SECTOR 1	SECTOR 2	LAP TIME	MPH	DIFF	TIME OF DAY
1 -		23.427	1:05.473	66.41	7.179	14:54:42.281
2 -	36.140	23.022	59.162	73.50	0.868	14:55:41.443
3 -	35.550	22.744	58.294 (1)	74.59		14:56:39.737
4 -	35.472	22.942	58.414 (2)	74.44	0.120	14:57:38.151
5 -	35.900	23.042	58.942 (3)	73.77	0.648	14:58:37.093
6 -	36.118	23.132	59.250	73.39	0.956	14:59:36.343
7 -	36.277	23.285	59.562	73.00	1.268	15:00:35.905
8 -	36.147	23.127	59.274	73.36	0.980	15:01:35.179
9 -	35.584	23.475	59.059	73.63	0.765	15:02:34.238
10 -	35.699	23.345	59.044	73.65	0.750	15:03:33.282

P13 16 B Geoff LANSDSELL			Suzuki - EPG Domestic			
IDEAL LAP TIME : 58.798		BEST LAP TIME : 58.888	DIFFERENCE : 0.090			
LAP	SECTOR 1	SECTOR 2	LAP TIME	MPH	DIFF	TIME OF DAY
1 -		24.037	1:08.360	63.61	9.472	14:54:45.168
2 -	36.383	23.371	59.754	72.77	0.866	14:55:44.922
3 -	35.522	23.366	58.888 (1)	73.84		14:56:43.810
4 -	35.617	23.276	58.893 (2)	73.83	0.005	14:57:42.703
5 -	35.881	23.401	59.282 (3)	73.35	0.394	14:58:41.985
6 -	37.525	23.676	1:01.201	71.05	2.313	14:59:43.186
7 -	37.109	23.409	1:00.518	71.85	1.630	15:00:43.704
8 -	37.184	23.855	1:01.039	71.24	2.151	15:01:44.743

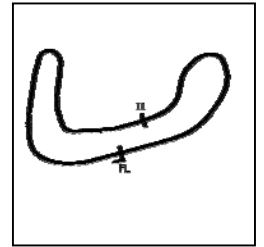
Weather / Track : Cloudy / Dry

Brands Hatch Indy
Circuit Length = 1.2079 miles
Start: 14:53 Flag 15:02 End: 15:03

BMCRC - MRO Championships 2019 - Rnd 1 @ Brands Hatch Indy

BMCRC Thunderbike Sport

RACE 10 - Groups B & C - SECTOR ANALYSIS



SECTOR 1 = FL to I1, SECTOR 2 = I1 to FL, DIFF = Difference To Personal Best Lap, P = Crossed Finish Line in Pit Lane, D = Time Disallowed

9 -	36.797	23.599	1:00.396	72.00	1.508	15:02:45.139
10 -	36.957	23.356	1:00.313	72.10	1.425	15:03:45.452

P14 45 C		John FORTEY (R)		Suzuki -		
IDEAL LAP TIME : 58.430		BEST LAP TIME : 58.757		DIFFERENCE : 0.327		
LAP	SECTOR 1	SECTOR 2	LAP TIME	MPH	DIFF	TIME OF DAY
1 -		23.781	1:09.400	62.65	10.643	14:54:46.208
2 -	36.203	23.602	59.805	72.71	1.048	14:55:46.013
3 -	35.605	23.152	58.757 (1)	74.00		14:56:44.770
4 -	35.278	23.528	58.806 (2)	73.94	0.049	14:57:43.576
5 -	35.595	23.250	58.845 (3)	73.89	0.088	14:58:42.421
6 -	37.777	23.973	1:01.750	70.42	2.993	14:59:44.171
7 -	37.540	23.810	1:01.350	70.88	2.593	15:00:45.521
8 -	36.458	23.484	59.942	72.54	1.185	15:01:45.463
9 -	36.747	23.460	1:00.207	72.22	1.450	15:02:45.670
10 -	36.950	23.174	1:00.124	72.32	1.367	15:03:45.794

P15 481 C		Clinton KEULDER		Yamaha - My wife		
IDEAL LAP TIME : 1:00.268		BEST LAP TIME : 1:00.268		DIFFERENCE : 0.000		
LAP	SECTOR 1	SECTOR 2	LAP TIME	MPH	DIFF	TIME OF DAY
1 -		25.090	1:12.698	59.81	12.430	14:54:49.506
2 -	37.595	24.582	1:02.177	69.93	1.909	14:55:51.683
3 -	36.673	23.595	1:00.268 (1)	72.15		14:56:51.951
4 -	37.063	23.738	1:00.801	71.52	0.533	14:57:52.752
5 -	36.774	23.731	1:00.505 (2)	71.87	0.237	14:58:53.257
6 -	36.795	23.828	1:00.623 (3)	71.73	0.355	14:59:53.880
7 -	37.619	23.947	1:01.566	70.63	1.298	15:00:55.446
8 -	37.130	23.790	1:00.920	71.38	0.652	15:01:56.366
9 -	36.921	23.835	1:00.756	71.57	0.488	15:02:57.122

P16 373 C		Robert PRICE (R)		Suzuki -		
IDEAL LAP TIME : 1:00.341		BEST LAP TIME : 1:00.623		DIFFERENCE : 0.282		
LAP	SECTOR 1	SECTOR 2	LAP TIME	MPH	DIFF	TIME OF DAY
1 -		24.807	1:11.356	60.94	10.733	14:54:48.164
2 -	37.018	24.378	1:01.396	70.82	0.773	14:55:49.560
3 -	37.405	24.325	1:01.730	70.44	1.107	14:56:51.290
4 -	37.227	24.155	1:01.382	70.84	0.759	14:57:52.672
5 -	37.334	23.962	1:01.296	70.94	0.673	14:58:53.968
6 -	38.046	23.802	1:01.848	70.31	1.225	14:59:55.816
7 -	37.201	24.078	1:01.279 (3)	70.96	0.656	15:00:57.095
8 -	36.817	24.037	1:00.854 (2)	71.45	0.231	15:01:57.949
9 -	36.539	24.084	1:00.623 (1)	71.73		15:02:58.572

P17 24 C		Harley GODZISZ		Honda - W.O.T Security		
IDEAL LAP TIME : 1:01.446		BEST LAP TIME : 1:01.806		DIFFERENCE : 0.360		
LAP	SECTOR 1	SECTOR 2	LAP TIME	MPH	DIFF	TIME OF DAY
1 -		25.680	1:14.191	58.61	12.385	14:54:50.999
2 -	38.376	24.965	1:03.341	68.65	1.535	14:55:54.340
3 -	37.973	24.806	1:02.779	69.26	0.973	14:56:57.119
4 -	38.471	24.819	1:03.290	68.70	1.484	14:58:00.409
5 -	38.917	25.233	1:04.150	67.78	2.344	14:59:04.559
6 -	37.556	24.811	1:02.367 (3)	69.72	0.561	15:00:06.926
7 -	38.085	25.137	1:03.222	68.78	1.416	15:01:10.148
8 -	37.630	24.320	1:01.950 (2)	70.19	0.144	15:02:12.098
9 -	37.126	24.680	1:01.806 (1)	70.35		15:03:13.904

P18 33 C		Peter PARAPANOS (R)		Honda -		
IDEAL LAP TIME : 1:02.089		BEST LAP TIME : 1:02.089		DIFFERENCE : 0.000		
LAP	SECTOR 1	SECTOR 2	LAP TIME	MPH	DIFF	TIME OF DAY

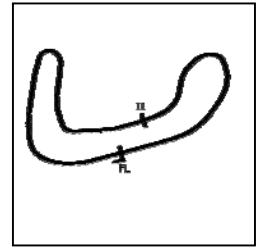
Weather / Track : Cloudy / Dry

Brands Hatch Indy
Circuit Length = 1.2079 miles
Start: 14:53 Flag 15:02 End: 15:03

BMCRC - MRO Championships 2019 - Rnd 1 @ Brands Hatch Indy

BMCRC Thunderbike Sport

RACE 10 - Groups B & C - SECTOR ANALYSIS



SECTOR 1 = FL to I1, SECTOR 2 = I1 to FL, DIFF = Difference To Personal Best Lap, P = Crossed Finish Line in Pit Lane, D = Time Disallowed

1 -		25.685	1:13.679	59.02	11.590	14:54:50.487
2 -	38.204	24.929	1:03.133	68.88	1.044	14:55:53.620
3 -	37.469	24.620	1:02.089 (1)	70.03		14:56:55.709
4 -	38.132	24.636	1:02.768 (3)	69.28	0.679	14:57:58.477
5 -	38.869	25.099	1:03.968	67.98	1.879	14:59:02.445
6 -	38.751	24.808	1:03.559	68.41	1.470	15:00:06.004
7 -	38.577	25.096	1:03.673	68.29	1.584	15:01:09.677
8 -	39.025	25.365	1:04.390	67.53	2.301	15:02:14.067
9 -	37.494	24.742	1:02.236 (2)	69.87	0.147	15:03:16.303

P19 624 C Matthew FEDRICK (R)			Yamaha - Matthew Fedrick farriers ltd			
IDEAL LAP TIME : 1:01.637		BEST LAP TIME : 1:01.637	DIFFERENCE : 0.000			
LAP	SECTOR 1	SECTOR 2	LAP TIME	MPH	DIFF	TIME OF DAY
1 -		25.400	1:12.633	59.87	10.996	14:54:49.441
2 -	39.043	24.806	1:03.849	68.10	2.212	14:55:53.290
3 -	38.691	24.852	1:03.543	68.43	1.906	14:56:56.833
4 -	38.031	24.527	1:02.558 (2)	69.51	0.921	14:57:59.391
5 -	38.717	24.653	1:03.370 (3)	68.62	1.733	14:59:02.761
6 -	39.023	24.756	1:03.779	68.18	2.142	15:00:06.540
7 -	38.733	25.184	1:03.917	68.03	2.280	15:01:10.457
8 -	38.681	25.550	1:04.231	67.70	2.594	15:02:14.688
9 -	37.361	24.276	1:01.637 (1)	70.55		15:03:16.325

P20 143 C Robert DAVIE			Suzuki -			
IDEAL LAP TIME : 1:01.450		BEST LAP TIME : 1:02.065	DIFFERENCE : 0.615			
LAP	SECTOR 1	SECTOR 2	LAP TIME	MPH	DIFF	TIME OF DAY
1 -		25.420	1:13.097	59.49	11.032	14:54:49.905
2 -	39.364	24.772	1:04.136	67.80	2.071	14:55:54.041
3 -	39.276	24.923	1:04.199	67.73	2.134	14:56:58.240
4 -	39.334	24.355	1:03.689	68.27	1.624	14:58:01.929
5 -	39.125	24.390	1:03.515 (3)	68.46	1.450	14:59:05.444
6 -	39.871	24.148	1:04.019	67.92	1.954	15:00:09.463
7 -	39.338	24.256	1:03.594	68.38	1.529	15:01:13.057
8 -	38.375	24.156	1:02.531 (2)	69.54	0.466	15:02:15.588
9 -	37.302	24.763	1:02.065 (1)	70.06		15:03:17.653

P21 101 B Glen TRIPP			Honda - yaki too racing			
IDEAL LAP TIME : 1:02.732		BEST LAP TIME : 1:03.017	DIFFERENCE : 0.285			
LAP	SECTOR 1	SECTOR 2	LAP TIME	MPH	DIFF	TIME OF DAY
1 -		25.124	1:12.116	60.29	9.099	14:54:48.924
2 -	38.706	25.292	1:03.998	67.94	0.981	14:55:52.922
3 -	39.710	25.183	1:04.893	67.01	1.876	14:56:57.815
4 -	38.626	24.906	1:03.532 (3)	68.44	0.515	14:58:01.347
5 -	38.831	24.847	1:03.678	68.29	0.661	14:59:05.025
6 -	39.433	24.610	1:04.043	67.90	1.026	15:00:09.068
7 -	38.824	24.472	1:03.296 (2)	68.70	0.279	15:01:12.364
8 -	38.260	25.368	1:03.628	68.34	0.611	15:02:15.992
9 -	38.302	24.715	1:03.017 (1)	69.00		15:03:19.009

P22 22 B Matthew MAY			Honda - Tliehurst Glass Racing			
IDEAL LAP TIME : 1:00.665		BEST LAP TIME : 1:00.665	DIFFERENCE : 0.000			
LAP	SECTOR 1	SECTOR 2	LAP TIME	MPH	DIFF	TIME OF DAY
1 -		25.195	1:10.948	61.29	10.283	14:54:47.756
2 -	38.638	26.284	1:04.922	66.98	4.257	14:55:52.678
3 -	38.235	25.341	1:03.576	68.40	2.911	14:56:56.254
4 -	39.472	24.888	1:04.360	67.56	3.695	14:58:00.614
5 -	38.520	25.633	1:04.153	67.78	3.488	14:59:04.767
6 -	38.551	24.550	1:03.101	68.91	2.436	15:00:07.868
7 -	38.055	24.761	1:02.816 (3)	69.22	2.151	15:01:10.684
8 -	37.610	24.677	1:02.287 (2)	69.81	1.622	15:02:12.971

Weather / Track : Cloudy / Dry

Brands Hatch Indy
Circuit Length = 1.2079 miles
Start: 14:53 Flag 15:02 End: 15:03

BMCRC - MRO Championships 2019 - Rnd 1 @ Brands Hatch Indy

BMCRC Thunderbike Sport

RACE 10 - Groups B & C - SECTOR ANALYSIS



SECTOR 1 = FL to I1, SECTOR 2 = I1 to FL, DIFF = Difference To Personal Best Lap, P = Crossed Finish Line in Pit Lane, D = Time Disallowed

9 - 36.789 23.876 1:00.665 (1) 71.68 15:03:13.636

P23 119 C		Aaron WHITING (R)		Yamaha - Whiting Rail Ltd			
IDEAL LAP TIME : 1:04.456		BEST LAP TIME : 1:04.770		DIFFERENCE : 0.314			
LAP	SECTOR 1	SECTOR 2	LAP TIME	MPH	DIFF	TIME OF DAY	
1 -		26.339	1:19.786	54.50	15.016	14:54:56.594	
2 -	39.326	25.444	1:04.770 (1)	67.13		14:56:01.364	
3 -	39.147	25.862	1:05.009 (2)	66.89	0.239	14:57:06.373	
4 -	40.570	25.906	1:06.476	65.41	1.706	14:58:12.849	
5 -	39.749	25.309	1:05.058 (3)	66.84	0.288	14:59:17.907	
6 -	40.624	25.789	1:06.413	65.47	1.643	15:00:24.320	
7 -	39.607	25.997	1:05.604	66.28	0.834	15:01:29.924	
8 -	39.580	26.018	1:05.598	66.29	0.828	15:02:35.522	
9 -	40.402	26.147	1:06.549	65.34	1.779	15:03:42.071	

P24 196 C		Emma PETERSON (R)		Yamaha - Plus racing gear, Helmet city Chichester, WG Tyres B			
IDEAL LAP TIME : 1:04.342		BEST LAP TIME : 1:04.960		DIFFERENCE : 0.618			
LAP	SECTOR 1	SECTOR 2	LAP TIME	MPH	DIFF	TIME OF DAY	
1 -		26.805	1:18.683	55.26	13.723	14:54:55.491	
2 -	40.610	25.408	1:06.018	65.86	1.058	14:56:01.509	
3 -	40.566	25.408	1:05.974	65.91	1.014	14:57:07.483	
4 -	40.204	25.430	1:05.634	66.25	0.674	14:58:13.117	
5 -	40.231	25.252	1:05.483 (3)	66.40	0.523	14:59:18.600	
6 -	41.039	25.754	1:06.793	65.10	1.833	15:00:25.393	
7 -	39.208	25.752	1:04.960 (1)	66.94		15:01:30.353	
8 -	40.337	25.134	1:05.471 (2)	66.42	0.511	15:02:35.824	
9 -	41.573	25.136	1:06.709	65.18	1.749	15:03:42.533	

P25 778 B		Michael NEILLANS		Suzuki - Ghekkto Ltd / Trialsday			
IDEAL LAP TIME : 57.712		BEST LAP TIME : 57.765		DIFFERENCE : 0.053			
LAP	SECTOR 1	SECTOR 2	LAP TIME	MPH	DIFF	TIME OF DAY	
1 -		23.258	1:05.760	66.12	7.995	14:54:42.568	
2 -	36.589	22.880	59.469	73.12	1.704	14:55:42.037	
3 -	35.286	22.896	58.182	74.74	0.417	14:56:40.219	
4 -	35.116	22.934	58.050 (3)	74.91	0.285	14:57:38.269	
5 -	35.169	22.596	57.765 (1)	75.28		14:58:36.034	
6 -	35.124	22.690	57.814 (2)	75.21	0.049	14:59:33.848	

P26 17 C		Tommy DOWNES (R)		Suzuki - Ray Gnarley/ MoreMoto			
IDEAL LAP TIME : 54.720		BEST LAP TIME : 55.216		DIFFERENCE : 0.496			
LAP	SECTOR 1	SECTOR 2	LAP TIME	MPH	DIFF	TIME OF DAY	
1 -		22.122	1:02.835	69.20	7.619	14:54:39.643	
2 -	32.841	22.456	55.297 (2)	78.64	0.081	14:55:34.940	
3 -	33.303	22.122	55.425 (3)	78.45	0.209	14:56:30.365	
4 -	33.768	21.928	55.696	78.07	0.480	14:57:26.061	
5 -	32.792	22.424	55.216 (1)	78.75		14:58:21.277	

P27 205 C		Simon HOLDEN (R)		Honda -			
IDEAL LAP TIME : 55.252		BEST LAP TIME : 55.292		DIFFERENCE : 0.040			
LAP	SECTOR 1	SECTOR 2	LAP TIME	MPH	DIFF	TIME OF DAY	
1 -		22.574	1:02.292	69.80	7.000	14:54:39.100	
2 -	33.428	22.604	56.032	77.60	0.740	14:55:35.132	
3 -	33.618	21.947	55.565 (3)	78.26	0.273	14:56:30.697	
4 -	33.446	21.846	55.292 (1)	78.64		14:57:25.989	
5 -	33.406	21.943	55.349 (2)	78.56	0.057	14:58:21.338	

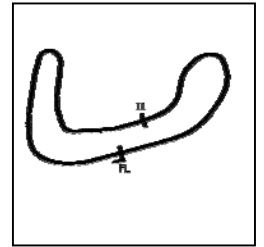
Weather / Track : Cloudy / Dry

Brands Hatch Indy
Circuit Length = 1.2079 miles
Start: 14:53 Flag 15:02 End: 15:03

BMCRC - MRO Championships 2019 - Rnd 1 @ Brands Hatch Indy

BMCRC Thunderbike Sport

RACE 10 - Groups B & C - SECTOR ANALYSIS



SECTOR 1 = FL to I1, SECTOR 2 = I1 to FL, DIFF = Difference To Personal Best Lap, P = Crossed Finish Line in Pit Lane, D = Time Disallowed

P28 37 B Ricky WOODS		Suzuki - T & S Vehicle Repairs				
IDEAL LAP TIME : 57.711		BEST LAP TIME : 57.769		DIFFERENCE : 0.058		
LAP	SECTOR 1	SECTOR 2	LAP TIME	MPH	DIFF	TIME OF DAY
1 -		22.968	1:04.697	67.21	6.928	14:54:41.505
2 -	34.894	22.875	57.769 (1)	75.27		14:55:39.274
3 -	35.469	23.097	58.566 (3)	74.25	0.797	14:56:37.840
4 -	35.150	22.817	57.967 (2)	75.01	0.198	14:57:35.807
5 -	35.386	23.470	58.856	73.88	1.087	14:58:34.663

Weather / Track : Cloudy / Dry

Results can be found at www.tsl-timing.com

Page 7 of 7

Brands Hatch Indy
Circuit Length = 1.2079 miles
Start: 14:53 Flag 15:02 End: 15:03

Printed - 15:11 Saturday, 09 March 2019

BMCRC - MRO Championships 2019 - Rnd 1 @ Brands Hatch Indy

BMCRC Thunderbike Sport

RACE 10 - Groups B & C - BEST SECTORS

SECTOR 1			SECTOR 2			IDEAL / BEST COMPARISON						
POS	NO	NAME	TIME	NO	NAME	TIME	POS	NO	NAME	IDEAL	BEST	DIFF
									PERFECT LAP	53.244		
1	90	WATSON	31.982	90	WATSON	21.262	1	90	WATSON	53.244	53.347	0.103
2	666	BEASLEY	32.367	65	MOXON	21.465	2	666	BEASLEY	54.091	54.260	0.169
3	17	DOWNES (R)	32.792	84	BRANCO	21.480	3	65	MOXON	54.397	54.397	0.000
4	65	MOXON	32.932	104	ROBINSON (R)	21.633	4	84	BRANCO	54.609	54.733	0.124
5	72	MILLER	33.103	72	MILLER	21.643	5	17	DOWNES (R)	54.720	55.216	0.496
6	84	BRANCO	33.129	666	BEASLEY	21.724	6	72	MILLER	54.746	55.042	0.296
7	104	ROBINSON (R)	33.142	94	SOILLEUX	21.826	7	104	ROBINSON (R)	54.775	54.775	0.000
8	205	HOLDEN (R)	33.406	261	BENN (R)	21.843	8	205	HOLDEN (R)	55.252	55.292	0.040
9	261	BENN (R)	33.683	205	HOLDEN (R)	21.846	9	261	BENN (R)	55.526	55.574	0.048
10	94	SOILLEUX	33.891	17	DOWNES (R)	21.928	10	94	SOILLEUX	55.717	55.802	0.085
11	85	KITE	34.097	66	SMITH	22.329	11	85	KITE	56.446	56.752	0.306
12	66	SMITH	34.351	85	KITE	22.349	12	66	SMITH	56.680	56.861	0.181
13	9	COONEY	34.675	9	COONEY	22.513	13	9	COONEY	57.188	57.511	0.323
14	37	WOODS	34.894	778	NEILLANS	22.596	14	37	WOODS	57.711	57.769	0.058
15	778	NEILLANS	35.116	0	STANLEY	22.744	15	778	NEILLANS	57.712	57.765	0.053
16	45	FORTEY (R)	35.278	37	WOODS	22.817	16	0	STANLEY	58.216	58.294	0.078
17	0	STANLEY	35.472	45	FORTEY (R)	23.152	17	45	FORTEY (R)	58.430	58.757	0.327
18	16	LANSDELL	35.522	16	LANSDELL	23.276	18	16	LANSDELL	58.798	58.888	0.090
19	373	PRICE (R)	36.539	481	KEULDER	23.595	19	481	KEULDER	1:00.268	1:00.268	0.000
20	481	KEULDER	36.673	373	PRICE (R)	23.802	20	373	PRICE (R)	1:00.341	1:00.623	0.282
21	22	MAY	36.789	22	MAY	23.876	21	22	MAY	1:00.665	1:00.665	0.000
22	24	GODZISZ	37.126	143	DAVIE	24.148	22	24	GODZISZ	1:01.446	1:01.806	0.360
23	143	DAVIE	37.302	624	FEDRICK (R)	24.276	23	143	DAVIE	1:01.450	1:02.065	0.615
24	624	FEDRICK (R)	37.361	24	GODZISZ	24.320	24	624	FEDRICK (R)	1:01.637	1:01.637	0.000
25	33	PARAPANOS (R)	37.469	101	TRIPP	24.472	25	33	PARAPANOS (R)	1:02.089	1:02.089	0.000
26	101	TRIPP	38.260	33	PARAPANOS (R)	24.620	26	101	TRIPP	1:02.732	1:03.017	0.285
27	119	WHITING (R)	39.147	196	PETERSON (R)	25.134	27	196	PETERSON (R)	1:04.342	1:04.960	0.618
28	196	PETERSON (R)	39.208	119	WHITING (R)	25.309	28	119	WHITING (R)	1:04.456	1:04.770	0.314
29												

Weather / Track : Cloudy / Dry

Results can be found at www.tsl-timing.com

Brands Hatch Indy
Circuit Length = 1.2079 miles
Start: 14:53 Flag 15:02 End: 15:03

Printed - 15:10 Saturday, 09 March 2019

BMCRC - MRO Championships 2019 - Rnd 1 @ Brands Hatch Indy



BMCRC Thunderbike Sport

RACE 16 - Groups A & C - CLASSIFICATION

POS	NO	CL	PIC NAME	ENTRY	LAPS	TIME	GAP	DIFF	MPH	BEST	ON
1	74	A	1 Daniel SINGLETON	Honda - Bambino Developments Racing	8	7:04.135			82.02	51.769	7
2	99	A	2 Michael SIMMONS	Yamaha - Westcountry Windings	8	7:08.423	4.288	4.288	81.20	52.439	4
3	47	A	3 Thomas WATSON	Yamaha - Motorsportdays.com TEA Time Racing	8	7:14.339	10.204	5.916	80.09	53.210	2
4	961	A	4 Jack SIM	Yamaha -	8	7:18.667	14.532	4.328	79.30	53.471	6
5	50	A	5 Paul ROBSON	Yamaha - RBProperty services & Environment Light	8	7:19.271	15.136	0.604	79.19	53.470	4
6	28	A	6 Matthew LAWSON	Ducati -	8	7:23.540	19.405	4.269	78.43	54.349	3
7	48	A	7 Shaun WALLIS	Yamaha - Watling Tyres	8	7:24.191	20.056	0.651	78.31	53.860	3
8	13	A	8 Wil GREEN	Suzuki - Faith Fueled Racing	8	7:24.642	20.507	0.451	78.23	54.492	5
9	191	A	9 James SEATH	Kawasaki - Ovenden Earthmoving	8	7:25.681	21.546	1.039	78.05	53.419	7
10	261	C	1 Michael BENN (R)	Yamaha - Michael Benn Plumbing and Heating	8	7:27.406	23.271	1.725	77.75	54.544	4
11	104	C	2 Alex ROBINSON (R)	Honda - Boa	8	7:27.578	23.443	0.172	77.72	54.095	7
12	73	A	10 Vincent LEWIN	Suzuki - VINITWINRACING.CO.UK	8	7:30.037	25.902	2.459	77.30	54.751	3
13	17	C	3 Tommy DOWNES (R)	Suzuki - Ray Gnarley/ MoreMoto	8	7:31.109	26.974	1.072	77.11	54.954	6
14	42	A	11 Scott MILLER	Yamaha - Autoenhance colchester	8	7:44.245	40.110	13.136	74.93	56.370	8
15	624	C	4 Matthew FEDRICK (R)	Yamaha - Matthew Fedrick farriers ltd	8	8:01.655	57.520	17.410	72.22	57.901	4
16	373	C	5 Robert PRICE (R)	Suzuki -	7	7:06.785	1 Lap	1 Lap	71.32	58.492	7
17	89	A	12 Zi JONES	Suzuki - Newland Building Services	7	7:09.647	1 Lap	2.862	70.84	59.951	7
18	481	C	6 Clinton KEULDER	Yamaha - My wife	7	7:10.053	1 Lap	0.406	70.78	58.418	6
19	119	C	7 Aaron WHITING (R)	Yamaha - Whiting Rail Ltd	7	7:19.489	1 Lap	9.436	69.26	59.176	7
20	24	C	8 Harley GODZISZ	Honda - W.O.T Security	7	7:21.205	1 Lap	1.716	68.99	1:01.289	5
21	143	C	9 Robert DAVIE	Suzuki -	7	7:25.000	1 Lap	3.795	68.40	1:01.788	5
22	33	C	10 Peter PARAPANOS (R)	Honda -	7	7:27.821	1 Lap	2.821	67.97	1:02.364	6

NOT CLASSIFIED

DNF	21	C	Taylor SHORES (R)	Yamaha -	0						
DNF	93	A	Jack WALLIS	Yamaha - Watling Tyres	0						
DQ	45*	C	John FORTEY (R)	Suzuki -	0						

FASTEST LAP

	74	A	Daniel SINGLETON	Honda - Bambino Developments Racing	7	51.769		84.00 mph		135.18 kph	
	104	C	Alex ROBINSON (R)	Honda - Boa	7	54.095		80.38 mph		129.37 kph	

No. 45 – Disqualified from race result, failing post-race technical

Class A - 92.5% of Race Speed = 75.86 mph

Class C - 92.5% of Race Speed = 71.91 mph

Weather / Track : Cloudy / Dry

These results are provisional until the conclusion of any judicial and technical matters.

Brands Hatch Indy

Circuit Length = 1.2079 miles

Start: 16:39 Flag 16:46 End: 16:47

Clerk Of Course :	Timekeeper :
-------------------	--------------

Results can be found at www.tsl-timing.com

Printed - 17:22 Saturday, 09 March 2019



BMCRC - MRO Championships 2019 - Rnd 1 @ Brands Hatch Indy

BMCRC Thunderbike Sport

RACE 16 - Groups A & C - LAP CHART

LAP 1 @ 16:40:31.094

NO	BEHIND	LAP TIME
74		58.047
99	0.220	58.267
47	1.212	59.259
28	2.313	1:00.360
961	2.377	1:00.424
13	3.475	1:01.522
50	3.531	1:01.578
17	4.119	1:02.166
73	4.197	1:02.244
261	4.209	1:02.256
48	4.514	1:02.561
191	4.882	1:02.929
104	5.394	1:03.441
42	7.452	1:05.499
89	9.417	1:07.464
624	10.033	1:08.080
373	11.169	1:09.216
24	11.888	1:09.935
143	12.902	1:10.949
33	13.764	1:11.811
481	14.263	1:12.310
119	16.465	1:14.512

LAP 2 @ 16:41:23.669

NO	BEHIND	LAP TIME
74		52.575
99	0.156	52.511
47	1.847	53.210
961	4.031	54.229
28	4.728	54.990
50	4.967	54.011
13	6.025	55.125
73	7.024	55.402
48	7.049	55.110
17	7.075	55.531
261	7.235	55.601
191	7.601	55.294
104	7.990	55.171
42	12.791	57.914
89	17.618	1:00.776
624	17.675	1:00.217
373	18.954	1:00.360
24	22.454	1:03.141
481	23.825	1:02.137
143	23.860	1:03.533
33	24.293	1:03.104
119	25.918	1:02.028

LAP 3 @ 16:42:16.385

NO	BEHIND	LAP TIME
99		52.560
74	0.039	52.755
47	2.444	53.313
961	5.337	54.022
28	6.361	54.349
50	6.385	54.134
13	8.162	54.853
48	8.193	53.860
73	9.059	54.751
261	9.873	55.354
17	10.213	55.854

191	10.372	55.487
104	10.821	55.547
42	17.812	57.737
624	24.810	59.851
89	24.883	59.981
373	25.776	59.538
481	31.567	1:00.458
24	31.654	1:01.916
143	33.554	1:02.410
33	34.055	1:02.478
119	35.007	1:01.805

LAP 4 @ 16:43:08.199

NO	BEHIND	LAP TIME
74		51.775
99	0.625	52.439
47	4.330	53.700
961	7.591	54.068
50	8.041	53.470
28	9.053	54.506
48	10.793	54.414
13	11.223	54.875
73	12.467	55.222
261	12.603	54.544
191	13.665	55.107
17	13.741	55.342
104	14.119	55.112
42	23.118	57.120
624	30.897	57.901
89	33.703	1:00.634
373	33.763	59.801
481	38.490	58.737
24	41.167	1:01.327
143	43.682	1:01.942
119	44.023	1:00.830
33	44.792	1:02.551

LAP 5 @ 16:44:00.100

NO	BEHIND	LAP TIME
74		51.901
99	1.346	52.622
47	5.763	53.334
961	9.987	54.297
50	10.262	54.122
28	11.536	54.384
48	13.252	54.360
13	13.814	54.492
261	15.640	54.938
191	16.607	54.843
73	16.608	56.042
104	16.825	54.607
17	18.116	56.276
42	27.729	56.512
624	37.271	58.275
373	41.532	59.670
89	42.328	1:00.526
481	45.522	58.933
24	50.555	1:01.289

LAP 6 @ 16:44:52.647

NO	BEHIND	LAP TIME
74		52.547
119	1 Lap	1:01.014

143	1 Lap	1:01.788
99	1.879	53.080
33	1 Lap	1:02.397
47	6.803	53.587
961	10.911	53.471
50	11.323	53.608
28	13.657	54.668
48	15.168	54.463
13	15.906	54.639
261	17.850	54.757
191	18.058	53.998
104	19.542	55.264
73	19.624	55.563
17	20.523	54.954
42	31.686	56.504
624	43.946	59.222
373	48.693	59.708
89	50.096	1:00.315
481	51.393	58.418

LAP 7 @ 16:45:44.416

NO	BEHIND	LAP TIME
74		51.769
99	3.275	53.165
24	1 Lap	1:01.651
47	8.553	53.519
119	1 Lap	1:00.124
143	1 Lap	1:02.090
961	13.000	53.858
33	1 Lap	1:02.364
50	13.387	53.833
28	16.776	54.888
48	17.616	54.217
13	18.717	54.580
191	19.708	53.419
261	20.759	54.678
104	21.868	54.095
73	23.741	55.886
17	24.282	55.528
42	36.506	56.589
624	51.182	59.005

LAP 8 @ 16:46:37.182

NO	BEHIND	LAP TIME
74		52.766
373	1 Lap	58.492
99	4.288	53.779
89	1 Lap	59.951
481	1 Lap	59.060
47	10.204	54.417
961	14.532	54.298
50	15.136	54.515
119	1 Lap	59.176
24	1 Lap	1:01.946
28	19.405	55.395
48	20.056	55.206
13	20.507	54.556
143	1 Lap	1:02.288
191	21.546	54.604
261	23.271	55.278
104	23.443	54.341
33	1 Lap	1:03.116
73	25.902	54.927
17	26.974	55.458

42	40.110	56.370
624	57.520	59.104

Weather / Track : Cloudy / Dry

Results can be found at www.tsl-timing.com

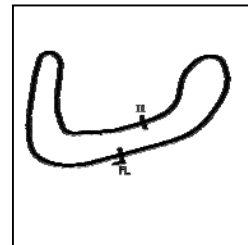
Brands Hatch Indy
Circuit Length = 1.2079 miles
Start: 16:39 Flag 16:46 End: 16:47

Printed - 17:23 Saturday, 09 March 2019

BMCRC - MRO Championships 2019 - Rnd 1 @ Brands Hatch Indy

BMCRC Thunderbike Sport

RACE 16 - Groups A & C - SECTOR ANALYSIS



SECTOR 1 = FL to I1, SECTOR 2 = I1 to FL, DIFF = Difference To Personal Best Lap, P = Crossed Finish Line in Pit Lane, D = Time Disallowed

P1 74 A Daniel SINGLETON		Honda - Bambino Developments Racing				
IDEAL LAP TIME :		BEST LAP TIME : 51.769		DIFFERENCE :		
LAP	SECTOR 1	SECTOR 2	LAP TIME	MPH	DIFF	TIME OF DAY
1-			58.047	74.91	6.278	16:40:31.094
2-			52.575	82.71	0.806	16:41:23.669
3-			52.755	82.43	0.986	16:42:16.424
4-			51.775 (2)	83.99	0.006	16:43:08.199
5-			51.901 (3)	83.78	0.132	16:44:00.100
6-			52.547	82.75	0.778	16:44:52.647
7-			51.769 (1)	84.00		16:45:44.416
8-			52.766	82.41	0.997	16:46:37.182

P2 99 A Michael SIMMONS		Yamaha - Westcountry Windings				
IDEAL LAP TIME :		BEST LAP TIME : 52.439		DIFFERENCE :		
LAP	SECTOR 1	SECTOR 2	LAP TIME	MPH	DIFF	TIME OF DAY
1-			58.267	74.63	5.828	16:40:31.314
2-			52.511 (2)	82.81	0.072	16:41:23.825
3-			52.560 (3)	82.73	0.121	16:42:16.385
4-			52.439 (1)	82.92		16:43:08.824
5-			52.622	82.63	0.183	16:44:01.446
6-			53.080	81.92	0.641	16:44:54.526
7-			53.165	81.79	0.726	16:45:47.691
8-			53.779	80.86	1.340	16:46:41.470

P3 47 A Thomas WATSON		Yamaha - Motorsportdays.com TEA Time Racing				
IDEAL LAP TIME :		BEST LAP TIME : 53.210		DIFFERENCE :		
LAP	SECTOR 1	SECTOR 2	LAP TIME	MPH	DIFF	TIME OF DAY
1-			59.259	73.38	6.049	16:40:32.306
2-			53.210 (1)	81.72		16:41:25.516
3-			53.313 (2)	81.56	0.103	16:42:18.829
4-			53.700	80.97	0.490	16:43:12.529
5-			53.334 (3)	81.53	0.124	16:44:05.863
6-			53.587	81.15	0.377	16:44:59.450
7-			53.519	81.25	0.309	16:45:52.969
8-			54.417	79.91	1.207	16:46:47.386

P4 961 A Jack SIM		Yamaha -				
IDEAL LAP TIME :		BEST LAP TIME : 53.471		DIFFERENCE :		
LAP	SECTOR 1	SECTOR 2	LAP TIME	MPH	DIFF	TIME OF DAY
1-			1:00.424	71.96	6.953	16:40:33.471
2-			54.229	80.18	0.758	16:41:27.700
3-			54.022 (3)	80.49	0.551	16:42:21.722
4-			54.068	80.42	0.597	16:43:15.790
5-			54.297	80.08	0.826	16:44:10.087
6-			53.471 (1)	81.32		16:45:03.558
7-			53.858 (2)	80.74	0.387	16:45:57.416
8-			54.298	80.08	0.827	16:46:51.714

P5 50 A Paul ROBSON		Yamaha - RBProperty services & Environment Lighting				
IDEAL LAP TIME :		BEST LAP TIME : 53.470		DIFFERENCE :		
LAP	SECTOR 1	SECTOR 2	LAP TIME	MPH	DIFF	TIME OF DAY
1-			1:01.578	70.61	8.108	16:40:34.625
2-			54.011	80.51	0.541	16:41:28.636
3-			54.134	80.33	0.664	16:42:22.770
4-			53.470 (1)	81.32		16:43:16.240
5-			54.122	80.34	0.652	16:44:10.362
6-			53.608 (2)	81.11	0.138	16:45:03.970
7-			53.833 (3)	80.77	0.363	16:45:57.803
8-			54.515	79.76	1.045	16:46:52.318

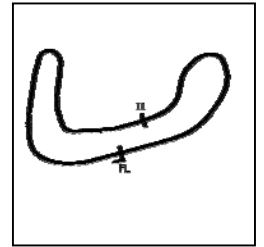
Weather / Track : Cloudy / Dry

Brands Hatch Indy
Circuit Length = 1.2079 miles
Start: 16:39 Flag 16:46 End: 16:47

BMCRC - MRO Championships 2019 - Rnd 1 @ Brands Hatch Indy

BMCRC Thunderbike Sport

RACE 16 - Groups A & C - SECTOR ANALYSIS



SECTOR 1 = FL to I1, SECTOR 2 = I1 to FL, DIFF = Difference To Personal Best Lap, P = Crossed Finish Line in Pit Lane, D = Time Disallowed

P6 28 A		Matthew LAWSON		Ducati -		
IDEAL LAP TIME :		BEST LAP TIME : 54.349		DIFFERENCE :		
LAP	SECTOR 1	SECTOR 2	LAP TIME	MPH	DIFF	TIME OF DAY
1 -			1:00.360	72.04	6.011	16:40:33.407
2 -			54.990	79.07	0.641	16:41:28.397
3 -			54.349 (1)	80.01		16:42:22.746
4 -			54.506 (3)	79.78	0.157	16:43:17.252
5 -			54.384 (2)	79.96	0.035	16:44:11.636
6 -			54.668	79.54	0.319	16:45:06.304
7 -			54.888	79.22	0.539	16:46:01.192
8 -			55.395	78.50	1.046	16:46:56.587

P7 48 A		Shaun WALLIS		Yamaha - Watling Tyres		
IDEAL LAP TIME :		BEST LAP TIME : 53.860		DIFFERENCE :		
LAP	SECTOR 1	SECTOR 2	LAP TIME	MPH	DIFF	TIME OF DAY
1 -			1:02.561	69.50	8.701	16:40:35.608
2 -			55.110	78.90	1.250	16:41:30.718
3 -			53.860 (1)	80.73		16:42:24.578
4 -			54.414	79.91	0.554	16:43:18.992
5 -			54.360 (3)	79.99	0.500	16:44:13.352
6 -			54.463	79.84	0.603	16:45:07.815
7 -			54.217 (2)	80.20	0.357	16:46:02.032
8 -			55.206	78.77	1.346	16:46:57.238

P8 13 A		Wil GREEN		Suzuki - Faith Fueled Racing		
IDEAL LAP TIME :		BEST LAP TIME : 54.492		DIFFERENCE :		
LAP	SECTOR 1	SECTOR 2	LAP TIME	MPH	DIFF	TIME OF DAY
1 -			1:01.522	70.68	7.030	16:40:34.569
2 -			55.125	78.88	0.633	16:41:29.694
3 -			54.853	79.27	0.361	16:42:24.547
4 -			54.875	79.24	0.383	16:43:19.422
5 -			54.492 (1)	79.80		16:44:13.914
6 -			54.639	79.58	0.147	16:45:08.553
7 -			54.580 (3)	79.67	0.088	16:46:03.133
8 -			54.556 (2)	79.70	0.064	16:46:57.689

P9 191 A		James SEATH		Kawasaki - Ovenden Earthmoving		
IDEAL LAP TIME :		BEST LAP TIME : 53.419		DIFFERENCE :		
LAP	SECTOR 1	SECTOR 2	LAP TIME	MPH	DIFF	TIME OF DAY
1 -			1:02.929	69.10	9.510	16:40:35.976
2 -			55.294	78.64	1.875	16:41:31.270
3 -			55.487	78.37	2.068	16:42:26.757
4 -			55.107	78.91	1.688	16:43:21.864
5 -			54.843	79.29	1.424	16:44:16.707
6 -			53.998 (2)	80.53	0.579	16:45:10.705
7 -			53.419 (1)	81.40		16:46:04.124
8 -			54.604 (3)	79.63	1.185	16:46:58.728

P10 261 C		Michael BENN (R)		Yamaha - Michael Benn Plumbing and Heating		
IDEAL LAP TIME :		BEST LAP TIME : 54.544		DIFFERENCE :		
LAP	SECTOR 1	SECTOR 2	LAP TIME	MPH	DIFF	TIME OF DAY
1 -			1:02.256	69.84	7.712	16:40:35.303
2 -			55.601	78.21	1.057	16:41:30.904
3 -			55.354	78.55	0.810	16:42:26.258
4 -			54.544 (1)	79.72		16:43:20.802
5 -			54.938	79.15	0.394	16:44:15.740
6 -			54.757 (3)	79.41	0.213	16:45:10.497
7 -			54.678 (2)	79.53	0.134	16:46:05.175

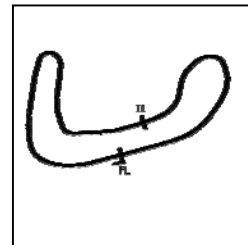
Weather / Track : Cloudy / Dry

Brands Hatch Indy
Circuit Length = 1.2079 miles
Start: 16:39 Flag 16:46 End: 16:47

BMCRC - MRO Championships 2019 - Rnd 1 @ Brands Hatch Indy

BMCRC Thunderbike Sport

RACE 16 - Groups A & C - SECTOR ANALYSIS



SECTOR 1 = FL to I1, SECTOR 2 = I1 to FL, DIFF = Difference To Personal Best Lap, P = Crossed Finish Line in Pit Lane, D = Time Disallowed

8 - 55.278 78.66 0.734 16:47:00.453

P11 104 C		Alex ROBINSON (R)		Honda - Boa		
IDEAL LAP TIME :		BEST LAP TIME : 54.095		DIFFERENCE :		
LAP	SECTOR 1	SECTOR 2	LAP TIME	MPH	DIFF	TIME OF DAY
1 -			1:03.441	68.54	9.346	16:40:36.488
2 -			55.171	78.82	1.076	16:41:31.659
3 -			55.547	78.28	1.452	16:42:27.206
4 -			55.112	78.90	1.017	16:43:22.318
5 -			54.607 (3)	79.63	0.512	16:44:16.925
6 -			55.264	78.68	1.169	16:45:12.189
7 -			54.095 (1)	80.38		16:46:06.284
8 -			54.341 (2)	80.02	0.246	16:47:00.625

P12 73 A		Vincent LEWIN		Suzuki - VINITWINRACING.CO.UK		
IDEAL LAP TIME :		BEST LAP TIME : 54.751		DIFFERENCE :		
LAP	SECTOR 1	SECTOR 2	LAP TIME	MPH	DIFF	TIME OF DAY
1 -			1:02.244	69.86	7.493	16:40:35.291
2 -			55.402	78.49	0.651	16:41:30.693
3 -			54.751 (1)	79.42		16:42:25.444
4 -			55.222 (3)	78.74	0.471	16:43:20.666
5 -			56.042	77.59	1.291	16:44:16.708
6 -			55.563	78.26	0.812	16:45:12.271
7 -			55.886	77.81	1.135	16:46:08.157
8 -			54.927 (2)	79.17	0.176	16:47:03.084

P13 17 C		Tommy DOWNES (R)		Suzuki - Ray Gnarley/ MoreMoto		
IDEAL LAP TIME :		BEST LAP TIME : 54.954		DIFFERENCE :		
LAP	SECTOR 1	SECTOR 2	LAP TIME	MPH	DIFF	TIME OF DAY
1 -			1:02.166	69.95	7.212	16:40:35.213
2 -			55.531	78.30	0.577	16:41:30.744
3 -			55.854	77.85	0.900	16:42:26.598
4 -			55.342 (2)	78.57	0.388	16:43:21.940
5 -			56.276	77.27	1.322	16:44:18.216
6 -			54.954 (1)	79.13		16:45:13.170
7 -			55.528	78.31	0.574	16:46:08.698
8 -			55.458 (3)	78.41	0.504	16:47:04.156

P14 42 A		Scott MILLER		Yamaha - Autoenhance colchester		
IDEAL LAP TIME :		BEST LAP TIME : 56.370		DIFFERENCE :		
LAP	SECTOR 1	SECTOR 2	LAP TIME	MPH	DIFF	TIME OF DAY
1 -			1:05.499	66.39	9.129	16:40:38.546
2 -			57.914	75.08	1.544	16:41:36.460
3 -			57.737	75.31	1.367	16:42:34.197
4 -			57.120	76.13	0.750	16:43:31.317
5 -			56.512 (3)	76.95	0.142	16:44:27.829
6 -			56.504 (2)	76.96	0.134	16:45:24.333
7 -			56.589	76.84	0.219	16:46:20.922
8 -			56.370 (1)	77.14		16:47:17.292

P15 624 C		Matthew FEDRICK (R)		Yamaha - Matthew Fedrick farriers ltd		
IDEAL LAP TIME :		BEST LAP TIME : 57.901		DIFFERENCE :		
LAP	SECTOR 1	SECTOR 2	LAP TIME	MPH	DIFF	TIME OF DAY
1 -			1:08.080	63.87	10.179	16:40:41.127
2 -			1:00.217	72.21	2.316	16:41:41.344
3 -			59.851	72.65	1.950	16:42:41.195
4 -			57.901 (1)	75.10		16:43:39.096
5 -			58.275 (2)	74.62	0.374	16:44:37.371
6 -			59.222	73.42	1.321	16:45:36.593

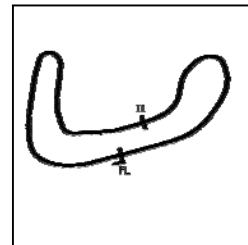
Weather / Track : Cloudy / Dry

Brands Hatch Indy
Circuit Length = 1.2079 miles
Start: 16:39 Flag 16:46 End: 16:47

BMCRC - MRO Championships 2019 - Rnd 1 @ Brands Hatch Indy

BMCRC Thunderbike Sport

RACE 16 - Groups A & C - SECTOR ANALYSIS



SECTOR 1 = FL to I1, SECTOR 2 = I1 to FL, DIFF = Difference To Personal Best Lap, P = Crossed Finish Line in Pit Lane, D = Time Disallowed

7 -	59.005 (3)	73.69	1.104	16:46:35.598
8 -	59.104	73.57	1.203	16:47:34.702

P16 373 C		Robert PRICE (R)		Suzuki -		
IDEAL LAP TIME :		BEST LAP TIME : 58.492		DIFFERENCE :		
LAP	SECTOR 1	SECTOR 2	LAP TIME	MPH	DIFF	TIME OF DAY
1 -			1:09.216	62.82	10.724	16:40:42.263
2 -			1:00.360	72.04	1.868	16:41:42.623
3 -			59.538 (2)	73.03	1.046	16:42:42.161
4 -			59.801	72.71	1.309	16:43:41.962
5 -			59.670 (3)	72.87	1.178	16:44:41.632
6 -			59.708	72.83	1.216	16:45:41.340
7 -			58.492 (1)	74.34		16:46:39.832

P17 89 A		Zi JONES		Suzuki - Newland Building Services		
IDEAL LAP TIME :		BEST LAP TIME : 59.951		DIFFERENCE :		
LAP	SECTOR 1	SECTOR 2	LAP TIME	MPH	DIFF	TIME OF DAY
1 -			1:07.464	64.45	7.513	16:40:40.511
2 -			1:00.776	71.55	0.825	16:41:41.287
3 -			59.981 (2)	72.49	0.030	16:42:41.268
4 -			1:00.634	71.71	0.683	16:43:41.902
5 -			1:00.526	71.84	0.575	16:44:42.428
6 -			1:00.315 (3)	72.09	0.364	16:45:42.743
7 -			59.951 (1)	72.53		16:46:42.694

P18 481 C		Clinton KEULDER		Yamaha - My wife		
IDEAL LAP TIME :		BEST LAP TIME : 58.418		DIFFERENCE :		
LAP	SECTOR 1	SECTOR 2	LAP TIME	MPH	DIFF	TIME OF DAY
1 -			1:12.310	60.13	13.892	16:40:45.357
2 -			1:02.137	69.98	3.719	16:41:47.494
3 -			1:00.458	71.92	2.040	16:42:47.952
4 -			58.737 (2)	74.03	0.319	16:43:46.689
5 -			58.933 (3)	73.78	0.515	16:44:45.622
6 -			58.418 (1)	74.43		16:45:44.040
7 -			59.060	73.63	0.642	16:46:43.100

P19 119 C		Aaron WHITING (R)		Yamaha - Whiting Rail Ltd		
IDEAL LAP TIME :		BEST LAP TIME : 59.176		DIFFERENCE :		
LAP	SECTOR 1	SECTOR 2	LAP TIME	MPH	DIFF	TIME OF DAY
1 -			1:14.512	58.36	15.336	16:40:47.559
2 -			1:02.028	70.10	2.852	16:41:49.587
3 -			1:01.805	70.36	2.629	16:42:51.392
4 -			1:00.830 (3)	71.48	1.654	16:43:52.222
5 -			1:01.014	71.27	1.838	16:44:53.236
6 -			1:00.124 (2)	72.32	0.948	16:45:53.360
7 -			59.176 (1)	73.48		16:46:52.536

P20 24 C		Harley GODZISZ		Honda - W.O.T Security		
IDEAL LAP TIME :		BEST LAP TIME : 1:01.289		DIFFERENCE :		
LAP	SECTOR 1	SECTOR 2	LAP TIME	MPH	DIFF	TIME OF DAY
1 -			1:09.935	62.17	8.646	16:40:42.982
2 -			1:03.141	68.87	1.852	16:41:46.123
3 -			1:01.916	70.23	0.627	16:42:48.039
4 -			1:01.327 (2)	70.90	0.038	16:43:49.366
5 -			1:01.289 (1)	70.95		16:44:50.655
6 -			1:01.651 (3)	70.53	0.362	16:45:52.306
7 -			1:01.946	70.19	0.657	16:46:54.252

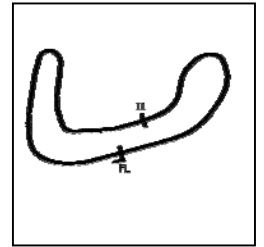
Weather / Track : Cloudy / Dry

Brands Hatch Indy
Circuit Length = 1.2079 miles
Start: 16:39 Flag 16:46 End: 16:47

BMCRC - MRO Championships 2019 - Rnd 1 @ Brands Hatch Indy

BMCRC Thunderbike Sport

RACE 16 - Groups A & C - SECTOR ANALYSIS



SECTOR 1 = FL to I1, SECTOR 2 = I1 to FL, DIFF = Difference To Personal Best Lap, P = Crossed Finish Line in Pit Lane, D = Time Disallowed

P21 143 C		Robert DAVIE		Suzuki -		
IDEAL LAP TIME :		BEST LAP TIME : 1:01.788		DIFFERENCE :		
LAP	SECTOR 1	SECTOR 2	LAP TIME	MPH	DIFF	TIME OF DAY
1 -			1:10.949	61.29	9.161	16:40:43.996
2 -			1:03.533	68.44	1.745	16:41:47.529
3 -			1:02.410	69.67	0.622	16:42:49.939
4 -			1:01.942 (2)	70.20	0.154	16:43:51.881
5 -			1:01.788 (1)	70.37		16:44:53.669
6 -			1:02.090 (3)	70.03	0.302	16:45:55.759
7 -			1:02.288	69.81	0.500	16:46:58.047

P22 33 C		Peter PARAPANOS (R)		Honda -		
IDEAL LAP TIME :		BEST LAP TIME : 1:02.364		DIFFERENCE :		
LAP	SECTOR 1	SECTOR 2	LAP TIME	MPH	DIFF	TIME OF DAY
1 -			1:11.811	60.55	9.447	16:40:44.858
2 -			1:03.104	68.91	0.740	16:41:47.962
3 -			1:02.478 (3)	69.60	0.114	16:42:50.440
4 -			1:02.551	69.52	0.187	16:43:52.991
5 -			1:02.397 (2)	69.69	0.033	16:44:55.388
6 -			1:02.364 (1)	69.72		16:45:57.752
7 -			1:03.116	68.89	0.752	16:47:00.868

Weather / Track : Cloudy / Dry

Results can be found at www.tsl-timing.com

Page 5 of 5

Brands Hatch Indy
 Circuit Length = 1.2079 miles
 Start: 16:39 Flag 16:46 End: 16:47

Printed - 17:23 Saturday, 09 March 2019

BMCRC - MRO Championships 2019 - Rnd 1 @ Brands Hatch Indy



BMCRC Thunderbike Sport

RACE 6 - Groups A & B - GRID (12 Laps)

ROW 11	33	75	Stewart MAY	32	52	Gary JARMAN	31	10	Bradley ROBINSON				
ROW 10	30	93	Jack WALLIS	29	54	Adam JAMISON	28	51	Paul BEESLEY				
ROW 9			1:03.017	27	101	Glen TRIPP	26	22	Matthew MAY	25	89	Zi JONES	59.951
ROW 8	24	16	Geoff LANSDELL	23	0	Luke STANLEY	22	37	Ricky WOODS	58.888	57.769		
ROW 7	21	778	Michael NEILLANS	20	9	Karl COONEY	19	66	Mark SMITH	57.765	57.511	56.861	
ROW 6	18	85	Andrew KITE	17	42	Scott MILLER	16	94	Ian SOILLEUX	56.752	56.370	55.802	
ROW 5	15	72	Kevin MILLER	14	73	Vincent LEWIN	13	84	Ricardo BRANCO	55.042	54.751	54.733	
ROW 4	12	13	Wii GREEN	11	65	Andrew MOXON	10	28	Matthew LAWSON	54.492	54.397	54.349	
ROW 3	9	666	Shane BEASLEY	8	48	Shaun WALLIS	7	961	Jack SIM	54.260	53.860	53.471	
ROW 2	6	50	Paul ROBSON	5	191	James SEATH	4	90	Edward WATSON	53.470	53.419	53.347	
ROW 1	3	47	Thomas WATSON	2	99	Michael SIMMONS	1	74	Daniel SINGLETON	53.210	52.439	51.769	
Pole													

Brands Hatch Indy
Circuit Length = 1.2079 miles

These results are provisional until the conclusion of any judicial and technical matters.

Clerk Of Course :	Timekeeper :
-------------------	--------------

Results can be found at www.tsl-timing.com

Printed - 17:26 Saturday, 09 March 2019



BMCRC - MRO Championships 2019 - Rnd 1 @ Brands Hatch Indy

BMCRC Thunderbike Sport

RACE 6 - Groups A & B - CLASSIFICATION

POS	NO	CL	PIC NAME	ENTRY	LAPS	TIME	GAP	DIFF	MPH	BEST	ON
1	74	A	1 Daniel SINGLETON	Honda - Bambino Developments Racing	10	8:52.318			81.69	52.158	6
2	47	A	2 Thomas WATSON	Yamaha - Motorsportdays.com TEA Time Racing	10	8:59.859	7.541	7.541	80.55	52.561	2
3	961	A	3 Jack SIM	Yamaha -	10	9:05.613	13.295	5.754	79.70	53.714	3
4	48	A	4 Shaun WALLIS	Yamaha - Watling Tyres	10	9:19.726	27.408	14.113	77.69	54.232	10
5	93	A	5 Jack WALLIS	Yamaha - Watling Tyres	10	9:26.097	33.779	6.371	76.81	54.225	5
6	28	A	6 Matthew LAWSON	Ducati -	10	9:27.989	35.671	1.892	76.56	55.029	5
7	50	A	7 Paul ROBSON	Yamaha - RBProperty services & Environment Light	10	9:28.069	35.751	0.080	76.55	54.942	9
8	13	A	8 Wil GREEN	Suzuki - Faith Fueled Racing	10	9:28.567	36.249	0.498	76.48	54.869	5
9	73	A	9 Vincent LEWIN	Suzuki - VINITWINRACING.CO.UK	10	9:29.117	36.799	0.550	76.40	54.166	10
10	84	B	1 Ricardo BRANCO	Yamaha - IMP Racing	10	9:32.416	40.098	3.299	75.96	55.815	8
11	54	B	2 Adam JAMISON	Suzuki - AJ Racing	10	9:33.234	40.916	0.818	75.86	56.021	3
12	72	B	3 Kevin MILLER	Honda - Mechanical Air Supplies Ltd	10	9:48.343	56.025	15.109	73.91	56.098	10
13	66	B	4 Mark SMITH	Yamaha - MHP EXHAUST S	10	9:49.198	56.880	0.855	73.80	57.289	10
14	52	A	10 Gary JARMAN	Kawasaki - G & S Motorcycle tyres	9	8:54.442	1 Lap	1 Lap	73.23	57.080	5
15	42	A	11 Scott MILLER	Yamaha - Autoenhance colchester	9	8:56.515	1 Lap	2.073	72.94	57.362	5
16	37	B	5 Ricky WOODS	Suzuki - T & S Vehicle Repairs	9	8:59.906	1 Lap	3.391	72.48	57.024	3
17	51	B	6 Paul BEESLEY	Yamaha -	9	9:03.312	1 Lap	3.406	72.03	57.622	5
18	85	B	7 Andrew KITE	Ducati - Red Rebel Racing	9	9:08.194	1 Lap	4.882	71.39	58.703	7
19	94	B	8 Ian SOILLEUX	Suzuki - me	9	9:10.647	1 Lap	2.453	71.07	58.858	4
20	101	B	9 Glen TRIPP	Honda - yaki too racing	8	8:57.342	2 Laps	1 Lap	64.74	1:04.098	8
21	22	B	10 Matthew MAY	Honda - Tliehurst Glass Racing	8	9:12.423	2 Laps	15.081	62.97	1:07.312	4

NOT CLASSIFIED

DNF	90	B	Edward WATSON	Yamaha - Motorsportdays.com TEA Time Racing	5	4:37.772	5 Laps	3 Laps	78.27	53.812	5
DNF	16	B	Geoff LANSDELL	Suzuki - EPG Domestic	3	3:17.799	7 Laps	2 Laps	65.95	1:02.568	2
DNF	666	B	Shane BEASLEY	Yamaha -	0						
DNF	9	B	Karl COONEY	Kawasaki - Me, Myself and I	0						
DQ	191 *	A	James SEATH	Kawasaki - Ovenden Earthmoving	0						

FASTEST LAP

74	A	Daniel SINGLETON	Honda - Bambino Developments Racing	6	52.158	83.37 mph	134.17 kph
90	B	Edward WATSON	Yamaha - Motorsportdays.com TEA Time Racing	5	53.812	80.81 mph	130.05 kph

No. 191 – Disqualified from race result, failing post-race technical

Class A - 92.5% of Race Speed = 75.56 mph

Class B - 92.5% of Race Speed = 70.26 mph

Brands Hatch Indy

Circuit Length = 1.2079 miles

Start: 12:55 Flag 13:04 End: 13:05

Weather / Track : Cloudy / Dry

These results are provisional until the conclusion of any judicial and technical matters.

Clerk Of Course :	Timekeeper :
-------------------	--------------

Results can be found at www.tsl-timing.com

Printed - 13:36 Sunday, 10 March 2019



BMCRC - MRO Championships 2019 - Rnd 1 @ Brands Hatch Indy

BMCRC Thunderbike Sport

RACE 6 - Groups A & B - LAP CHART

LAP 1 @ 12:56:51.780		
NO	BEHIND	LAP TIME

74		59.015
961	0.543	59.558
47	0.616	59.631
191	1.598	1:00.613
90	2.041	1:01.056
48	4.376	1:03.391
84	5.066	1:04.081
50	5.677	1:04.692
54	6.212	1:05.227
28	6.275	1:05.290
73	6.524	1:05.539
13	7.660	1:06.675
93	7.811	1:06.826
66	8.900	1:07.915
94	9.328	1:08.343
37	9.654	1:08.669
52	9.937	1:08.952
72	10.673	1:09.688
42	11.737	1:10.752
85	12.022	1:11.037
51	12.183	1:11.198
16	13.411	1:12.426
22	16.350	1:15.365
101	16.687	1:15.702

LAP 2 @ 12:57:44.665		
NO	BEHIND	LAP TIME

74		52.885
47	0.292	52.561
961	1.571	53.913
191	3.140	54.427
90	3.578	54.422
48	6.666	55.175
84	8.827	56.646
50	9.387	56.595
28	9.501	56.111
54	9.957	56.630
73	10.020	56.381
13	10.385	55.610
93	10.480	55.554
66	14.495	58.480
52	14.838	57.786
37	16.379	59.610
94	16.982	1:00.539
72	17.447	59.659
42	18.116	59.264
85	20.184	1:01.047
51	20.375	1:01.077
16	23.094	1:02.568
101	32.051	1:08.249
22	32.224	1:08.759

LAP 3 @ 12:58:37.477		
NO	BEHIND	LAP TIME

74		52.812
47	0.261	52.781
961	2.473	53.714
191	4.684	54.356
90	5.005	54.239
48	8.145	54.291
84	12.669	56.654

28	12.776	56.087
50	13.136	56.561
54	13.166	56.021
93	13.483	55.815
13	13.608	56.035
73	14.160	56.952
66	19.650	57.967
52	20.263	58.237
37	20.591	57.024
72	22.530	57.895
94	23.062	58.892
42	23.574	58.270
51	26.182	58.619
85	28.208	1:00.836
16	33.087	1:02.805
101	46.336	1:07.097
22	48.218	1:08.806

LAP 4 @ 12:59:30.245		
NO	BEHIND	LAP TIME

74		52.768
47	0.339	52.846
961	3.837	54.132
191	6.231	54.315
90	6.480	54.243
48	9.684	54.307
28	15.435	55.427
84	16.556	56.655
93	16.650	55.935
13	16.773	55.933
50	17.298	56.930
54	17.355	56.957
73	17.551	56.159
66	24.451	57.569
52	24.868	57.373
37	25.105	57.282
72	27.331	57.569
42	28.442	57.636
94	29.152	58.858
51	31.821	58.407
85	34.458	59.018

LAP 5 @ 13:00:22.770		
NO	BEHIND	LAP TIME

74		52.525
47	1.735	53.921
961	5.493	54.181
101	1 Lap	1:05.440
90	7.767	53.812
191	8.957	55.251
22	1 Lap	1:07.312
48	11.874	54.715
28	17.939	55.029
93	18.350	54.225
13	19.117	54.869
50	19.849	55.076
84	20.618	56.587
73	20.683	55.657
54	21.187	56.357
52	29.423	57.080
66	30.309	58.383
37	30.644	58.064
72	31.864	57.058
42	33.279	57.362

LAP 6 @ 13:01:14.928		
NO	BEHIND	LAP TIME

74		52.158
47	2.482	52.905
961	7.132	53.797
191	13.342	56.543
48	16.456	56.740
101	1 Lap	1:05.447
93	21.065	54.873
28	21.221	55.440
13	22.977	56.018
50	23.234	55.543
84	25.249	56.789
73	25.614	57.089
22	1 Lap	1:07.710
54	25.850	56.821
52	35.769	58.504
66	36.461	58.310
72	36.921	57.215
37	38.225	59.739
42	38.825	57.704
51	43.659	58.899
94	43.791	59.812
85	48.150	59.365

LAP 7 @ 13:02:07.233		
NO	BEHIND	LAP TIME

74		52.305
47	3.755	53.578
961	8.835	54.008
191	17.732	56.695
48	19.913	55.762
28	26.534	57.618
50	26.601	55.672
13	26.694	56.022
93	26.889	58.129
84	29.592	56.648
73	29.657	56.348
54	30.293	56.748
101	1 Lap	1:06.702
22	1 Lap	1:08.505
72	42.162	57.546
52	42.277	58.813
66	42.415	58.259
42	44.241	57.721
37	45.465	59.545
51	51.258	59.904

LAP 8 @ 13:02:59.499		
NO	BEHIND	LAP TIME

74		52.266
94	1 Lap	1:01.766
85	1 Lap	58.703
47	5.554	54.065
961	10.413	53.844
191	22.225	56.759
48	23.178	55.531
93	30.234	55.611
28	30.390	56.122

50	30.542	56.207
13	31.158	56.730
84	33.141	55.815
73	33.465	56.074
54	34.257	56.230
101	1 Lap	1:04.607
66	47.686	57.537
72	48.052	58.156
52	50.118	1:00.107
42	50.506	58.531

LAP 9 @ 13:03:52.290		
NO	BEHIND	LAP TIME

74		52.791
37	1 Lap	1:00.027
22	2 Laps	1:08.405
51	1 Lap	59.161
47	6.643	53.880
85	1 Lap	59.565
94	1 Lap	1:01.368
961	11.856	54.234
191	25.850	56.416
48	25.969	55.582
93	32.075	54.632
50	32.693	54.942
28	33.410	55.811
13	33.481	55.114
73	35.426	54.752
84	36.936	56.586
54	37.611	56.145
66	52.384	57.489
72	52.720	57.459

LAP 10 @ 13:04:45.083		
NO	BEHIND	LAP TIME

74		52.793
52	1 Lap	57.590
42	1 Lap	59.275
101	2 Laps	1:04.098
47	7.541	53.691
37	1 Lap	59.946
51	1 Lap	58.425
961	13.295	54.232
85	1 Lap	59.613
94	1 Lap	1:01.559
22	2 Laps	1:07.561
48	27.408	54.232
191	28.120	55.063
93	33.779	54.497
28	35.671	55.054
50	35.751	55.851
13	36.249	55.561
73	36.799	54.166
84	40.098	55.955
54	40.916	56.098
72	56.025	56.098
66	56.880	57.289

Weather / Track : Cloudy / Dry

Results can be found at www.tsl-timing.com

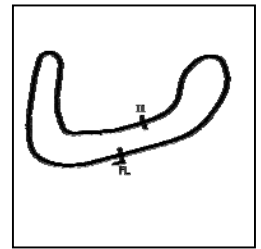
Brands Hatch Indy
Circuit Length = 1.2079 miles
Start: 12:55 Flag 13:04 End: 13:05

Printed - 13:08 Sunday, 10 March 2019

BMCRC - MRO Championships 2019 - Rnd 1 @ Brands Hatch Indy

BMCRC Thunderbike Sport

RACE 6 - Groups A & B - SECTOR ANALYSIS



SECTOR 1 = FL to I1, SECTOR 2 = I1 to FL, DIFF = Difference To Personal Best Lap, P = Crossed Finish Line in Pit Lane, D = Time Disallowed

P1 74 A Daniel SINGLETON		Honda - Bambino Developments Racing				
IDEAL LAP TIME : 52.069		BEST LAP TIME : 52.158		DIFFERENCE : 0.089		
LAP	SECTOR 1	SECTOR 2	LAP TIME	MPH	DIFF	TIME OF DAY
1 -		21.465	59.015	73.68	6.857	12:56:51.780
2 -	31.805	21.080	52.885	82.22	0.727	12:57:44.665
3 -	31.569	21.243	52.812	82.34	0.654	12:58:37.477
4 -	31.572	21.196	52.768	82.40	0.610	12:59:30.245
5 -	31.654	20.871	52.525	82.79	0.367	13:00:22.770
6 -	31.247	20.911	52.158 (1)	83.37		13:01:14.928
7 -	31.483	20.822	52.305 (3)	83.13	0.147	13:02:07.233
8 -	31.313	20.953	52.266 (2)	83.20	0.108	13:02:59.499
9 -	31.793	20.998	52.791	82.37	0.633	13:03:52.290
10 -	31.862	20.931	52.793	82.37	0.635	13:04:45.083

P2 47 A Thomas WATSON		Yamaha - Motorsportdays.com TEA Time Racing				
IDEAL LAP TIME : 52.449		BEST LAP TIME : 52.561		DIFFERENCE : 0.112		
LAP	SECTOR 1	SECTOR 2	LAP TIME	MPH	DIFF	TIME OF DAY
1 -		21.577	59.631	72.92	7.070	12:56:52.396
2 -	31.660	20.901	52.561 (1)	82.73		12:57:44.957
3 -	31.616	21.165	52.781 (2)	82.38	0.220	12:58:37.738
4 -	31.730	21.116	52.846 (3)	82.28	0.285	12:59:30.584
5 -	32.674	21.247	53.921	80.64	1.360	13:00:24.505
6 -	31.548	21.357	52.905	82.19	0.344	13:01:17.410
7 -	32.132	21.446	53.578	81.16	1.017	13:02:10.988
8 -	32.446	21.619	54.065	80.43	1.504	13:03:05.053
9 -	32.423	21.457	53.880	80.70	1.319	13:03:58.933
10 -	32.511	21.180	53.691	80.99	1.130	13:04:52.624

P3 961 A Jack SIM		Yamaha -				
IDEAL LAP TIME : 53.688		BEST LAP TIME : 53.714		DIFFERENCE : 0.026		
LAP	SECTOR 1	SECTOR 2	LAP TIME	MPH	DIFF	TIME OF DAY
1 -		21.820	59.558	73.01	5.844	12:56:52.323
2 -	32.378	21.535	53.913	80.65	0.199	12:57:46.236
3 -	32.253	21.461	53.714 (1)	80.95		12:58:39.950
4 -	32.551	21.581	54.132	80.33	0.418	12:59:34.082
5 -	32.433	21.748	54.181	80.26	0.467	13:00:28.263
6 -	32.259	21.538	53.797 (2)	80.83	0.083	13:01:22.060
7 -	32.389	21.619	54.008	80.51	0.294	13:02:16.068
8 -	32.307	21.537	53.844 (3)	80.76	0.130	13:03:09.912
9 -	32.500	21.734	54.234	80.18	0.520	13:04:04.146
10 -	32.797	21.435	54.232	80.18	0.518	13:04:58.378

P4 48 A Shaun WALLIS		Yamaha - Watling Tyres				
IDEAL LAP TIME : 53.870		BEST LAP TIME : 54.232		DIFFERENCE : 0.362		
LAP	SECTOR 1	SECTOR 2	LAP TIME	MPH	DIFF	TIME OF DAY
1 -		22.482	1:03.391	68.59	9.159	12:56:56.156
2 -	33.273	21.902	55.175	78.81	0.943	12:57:51.331
3 -	32.707	21.584	54.291 (2)	80.09	0.059	12:58:45.622
4 -	32.407	21.900	54.307 (3)	80.07	0.075	12:59:39.929
5 -	33.105	21.610	54.715	79.47	0.483	13:00:34.644
6 -	34.645	22.095	56.740	76.64	2.508	13:01:31.384
7 -	33.629	22.133	55.762	77.98	1.530	13:02:27.146
8 -	33.749	21.782	55.531	78.30	1.299	13:03:22.677
9 -	33.008	22.574	55.582	78.23	1.350	13:04:18.259
10 -	32.769	21.463	54.232 (1)	80.18		13:05:12.491

P5 191 A James SEATH		Kawasaki - Ovenden Earthmoving				
IDEAL LAP TIME : 54.264		BEST LAP TIME : 54.315		DIFFERENCE : 0.051		
LAP	SECTOR 1	SECTOR 2	LAP TIME	MPH	DIFF	TIME OF DAY

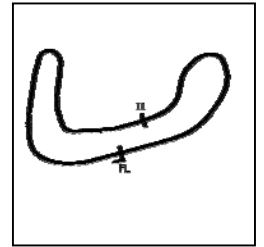
Weather / Track : Cloudy / Dry

Brands Hatch Indy
Circuit Length = 1.2079 miles
Start: 12:55 Flag 13:04 End: 13:05

BMCRC - MRO Championships 2019 - Rnd 1 @ Brands Hatch Indy

BMCRC Thunderbike Sport

RACE 6 - Groups A & B - SECTOR ANALYSIS



SECTOR 1 = FL to I1, SECTOR 2 = I1 to FL, DIFF = Difference To Personal Best Lap, P = Crossed Finish Line in Pit Lane, D = Time Disallowed

1 -		21.708	1:00.613	71.74	6.298	12:56:53.378
2 -	32.779	21.648	54.427 (3)	79.89	0.112	12:57:47.805
3 -	32.850	21.506	54.356 (2)	80.00	0.041	12:58:42.161
4 -	32.758	21.557	54.315 (1)	80.06		12:59:36.476
5 -	33.218	22.033	55.251	78.70	0.936	13:00:31.727
6 -	34.532	22.011	56.543	76.90	2.228	13:01:28.270
7 -	33.733	22.962	56.695	76.70	2.380	13:02:24.965
8 -	34.077	22.682	56.759	76.61	2.444	13:03:21.724
9 -	33.749	22.667	56.416	77.08	2.101	13:04:18.140
10 -	33.240	21.823	55.063	78.97	0.748	13:05:13.203

P6 93 A Jack WALLIS			Yamaha - Watling Tyres			
IDEAL LAP TIME : 54.215		BEST LAP TIME : 54.225	DIFFERENCE : 0.010			
LAP	SECTOR 1	SECTOR 2	LAP TIME	MPH	DIFF	TIME OF DAY
1 -		22.805	1:06.826	65.07	12.601	12:56:59.591
2 -	33.652	21.902	55.554	78.27	1.329	12:57:55.145
3 -	33.798	22.017	55.815	77.91	1.590	12:58:50.960
4 -	33.638	22.297	55.935	77.74	1.710	12:59:46.895
5 -	32.635	21.590	54.225 (1)	80.19		13:00:41.120
6 -	33.234	21.639	54.873	79.24	0.648	13:01:35.993
7 -	36.090	22.039	58.129	74.80	3.904	13:02:34.122
8 -	33.977	21.634	55.611	78.19	1.386	13:03:29.733
9 -	33.052	21.580	54.632 (3)	79.59	0.407	13:04:24.365
10 -	32.805	21.692	54.497 (2)	79.79	0.272	13:05:18.862

P7 28 A Matthew LAWSON			Ducati -			
IDEAL LAP TIME : 54.851		BEST LAP TIME : 55.029	DIFFERENCE : 0.178			
LAP	SECTOR 1	SECTOR 2	LAP TIME	MPH	DIFF	TIME OF DAY
1 -		22.892	1:05.290	66.60	10.261	12:56:58.055
2 -	33.539	22.572	56.111	77.50	1.082	12:57:54.166
3 -	33.796	22.291	56.087	77.53	1.058	12:58:50.253
4 -	33.484	21.943	55.427 (3)	78.45	0.398	12:59:45.680
5 -	33.068	21.961	55.029 (1)	79.02		13:00:40.709
6 -	33.323	22.117	55.440	78.43	0.411	13:01:36.149
7 -	35.336	22.282	57.618	75.47	2.589	13:02:33.767
8 -	34.045	22.077	56.122	77.48	1.093	13:03:29.889
9 -	33.572	22.239	55.811	77.91	0.782	13:04:25.700
10 -	33.271	21.783	55.054 (2)	78.98	0.025	13:05:20.754

P8 50 A Paul ROBSON			Yamaha - RBProperty services & Environment Lighting			
IDEAL LAP TIME : 54.873		BEST LAP TIME : 54.942	DIFFERENCE : 0.069			
LAP	SECTOR 1	SECTOR 2	LAP TIME	MPH	DIFF	TIME OF DAY
1 -		22.573	1:04.692	67.21	9.750	12:56:57.457
2 -	33.722	22.873	56.595	76.83	1.653	12:57:54.052
3 -	34.466	22.095	56.561	76.88	1.619	12:58:50.613
4 -	34.638	22.292	56.930	76.38	1.988	12:59:47.543
5 -	33.280	21.796	55.076 (2)	78.95	0.134	13:00:42.619
6 -	33.358	22.185	55.543 (3)	78.29	0.601	13:01:38.162
7 -	33.697	21.975	55.672	78.11	0.730	13:02:33.834
8 -	34.386	21.821	56.207	77.36	1.265	13:03:30.041
9 -	33.349	21.593	54.942 (1)	79.14		13:04:24.983
10 -	34.040	21.811	55.851	77.86	0.909	13:05:20.834

P9 13 A Wil GREEN			Suzuki - Faith Fueled Racing			
IDEAL LAP TIME : 54.848		BEST LAP TIME : 54.869	DIFFERENCE : 0.021			
LAP	SECTOR 1	SECTOR 2	LAP TIME	MPH	DIFF	TIME OF DAY
1 -		22.975	1:06.675	65.22	11.806	12:56:59.440
2 -	33.297	22.313	55.610	78.19	0.741	12:57:55.050
3 -	33.886	22.149	56.035	77.60	1.166	12:58:51.085
4 -	33.632	22.301	55.933	77.74	1.064	12:59:47.018

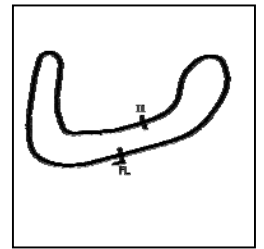
Weather / Track : Cloudy / Dry

Brands Hatch Indy
Circuit Length = 1.2079 miles
Start: 12:55 Flag 13:04 End: 13:05

BMCRC - MRO Championships 2019 - Rnd 1 @ Brands Hatch Indy

BMCRC Thunderbike Sport

RACE 6 - Groups A & B - SECTOR ANALYSIS



SECTOR 1 = FL to I1, SECTOR 2 = I1 to FL, DIFF = Difference To Personal Best Lap, P = Crossed Finish Line in Pit Lane, D = Time Disallowed

5 -	33.130	21.739	54.869 (1)	79.25			13:00:41.887
6 -	33.109	22.909	56.018	77.62	1.149		13:01:37.905
7 -	33.738	22.284	56.022	77.62	1.153		13:02:33.927
8 -	34.659	22.071	56.730	76.65	1.861		13:03:30.657
9 -	33.267	21.847	55.114 (2)	78.90	0.245		13:04:25.771
10 -	33.376	22.185	55.561 (3)	78.26	0.692		13:05:21.332

P10 73 A Vincent LEWIN			Suzuki - VINITWINRACING.CO.UK			
IDEAL LAP TIME : 54.166		BEST LAP TIME : 54.166	DIFFERENCE : 0.000			
LAP	SECTOR 1	SECTOR 2	LAP TIME	MPH	DIFF	TIME OF DAY
1 -		22.596	1:05.539	66.35	11.373	12:56:58.304
2 -	33.765	22.616	56.381	77.12	2.215	12:57:54.685
3 -	34.224	22.728	56.952	76.35	2.786	12:58:51.637
4 -	33.865	22.294	56.159	77.43	1.993	12:59:47.796
5 -	33.587	22.070	55.657 (3)	78.13	1.491	13:00:43.453
6 -	34.147	22.942	57.089	76.17	2.923	13:01:40.542
7 -	33.954	22.394	56.348	77.17	2.182	13:02:36.890
8 -	33.669	22.405	56.074	77.55	1.908	13:03:32.964
9 -	32.991	21.761	54.752 (2)	79.42	0.586	13:04:27.716
10 -	32.570	21.596	54.166 (1)	80.28		13:05:21.882

P11 84 B Ricardo BRANCO			Yamaha - IMP Racing			
IDEAL LAP TIME : 55.815		BEST LAP TIME : 55.815	DIFFERENCE : 0.000			
LAP	SECTOR 1	SECTOR 2	LAP TIME	MPH	DIFF	TIME OF DAY
1 -		22.494	1:04.081	67.86	8.266	12:56:56.846
2 -	34.139	22.507	56.646	76.76	0.831	12:57:53.492
3 -	34.096	22.558	56.654	76.75	0.839	12:58:50.146
4 -	34.234	22.421	56.655	76.75	0.840	12:59:46.801
5 -	34.028	22.559	56.587	76.84	0.772	13:00:43.388
6 -	34.029	22.760	56.789	76.57	0.974	13:01:40.177
7 -	34.144	22.504	56.648	76.76	0.833	13:02:36.825
8 -	33.538	22.277	55.815 (1)	77.91		13:03:32.640
9 -	34.155	22.431	56.586 (3)	76.84	0.771	13:04:29.226
10 -	33.542	22.413	55.955 (2)	77.71	0.140	13:05:25.181

P12 54 B Adam JAMISON			Suzuki - AJ Racing			
IDEAL LAP TIME : 55.823		BEST LAP TIME : 56.021	DIFFERENCE : 0.198			
LAP	SECTOR 1	SECTOR 2	LAP TIME	MPH	DIFF	TIME OF DAY
1 -		22.714	1:05.227	66.66	9.206	12:56:57.992
2 -	33.796	22.834	56.630	76.78	0.609	12:57:54.622
3 -	33.754	22.267	56.021 (1)	77.62		12:58:50.643
4 -	34.535	22.422	56.957	76.34	0.936	12:59:47.600
5 -	33.812	22.545	56.357	77.16	0.336	13:00:43.957
6 -	34.245	22.576	56.821	76.53	0.800	13:01:40.778
7 -	34.378	22.370	56.748	76.63	0.727	13:02:37.526
8 -	33.914	22.316	56.230	77.33	0.209	13:03:33.756
9 -	33.556	22.589	56.145 (3)	77.45	0.124	13:04:29.901
10 -	33.817	22.281	56.098 (2)	77.51	0.077	13:05:25.999

P13 72 B Kevin MILLER			Honda - Mechanical Air Supplies Ltd			
IDEAL LAP TIME : 56.098		BEST LAP TIME : 56.098	DIFFERENCE : 0.000			
LAP	SECTOR 1	SECTOR 2	LAP TIME	MPH	DIFF	TIME OF DAY
1 -		23.752	1:09.688	62.40	13.590	12:57:02.453
2 -	36.545	23.114	59.659	72.89	3.561	12:58:02.112
3 -	35.136	22.759	57.895	75.11	1.797	12:59:00.007
4 -	34.859	22.710	57.569	75.53	1.471	12:59:57.576
5 -	34.634	22.424	57.058 (2)	76.21	0.960	13:00:54.634
6 -	34.794	22.421	57.215 (3)	76.00	1.117	13:01:51.849
7 -	34.849	22.697	57.546	75.56	1.448	13:02:49.395
8 -	35.876	22.280	58.156	74.77	2.058	13:03:47.551

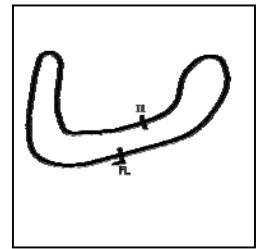
Weather / Track : Cloudy / Dry

Brands Hatch Indy
Circuit Length = 1.2079 miles
Start: 12:55 Flag 13:04 End: 13:05

BMCRC - MRO Championships 2019 - Rnd 1 @ Brands Hatch Indy

BMCRC Thunderbike Sport

RACE 6 - Groups A & B - SECTOR ANALYSIS



SECTOR 1 = FL to I1, SECTOR 2 = I1 to FL, DIFF = Difference To Personal Best Lap, P = Crossed Finish Line in Pit Lane, D = Time Disallowed

9 -	34.937	22.522	57.459	75.68	1.361	13:04:45.010
10 -	34.016	22.082	56.098 (1)	77.51		13:05:41.108

P14 66 B Mark SMITH			Yamaha - MHP EXHAUST S			
IDEAL LAP TIME : 57.070		BEST LAP TIME : 57.289		DIFFERENCE : 0.219		
LAP	SECTOR 1	SECTOR 2	LAP TIME	MPH	DIFF	TIME OF DAY
1 -		23.418	1:07.915	64.02	10.626	12:57:00.680
2 -	35.382	23.098	58.480	74.36	1.191	12:57:59.160
3 -	34.994	22.973	57.967	75.01	0.678	12:58:57.127
4 -	34.734	22.835	57.569	75.53	0.280	12:59:54.696
5 -	35.427	22.956	58.383	74.48	1.094	13:00:53.079
6 -	35.373	22.937	58.310	74.57	1.021	13:01:51.389
7 -	35.345	22.914	58.259	74.64	0.970	13:02:49.648
8 -	35.077	22.460	57.537 (3)	75.57	0.248	13:03:47.185
9 -	34.965	22.524	57.489 (2)	75.64	0.200	13:04:44.674
10 -	34.610	22.679	57.289 (1)	75.90		13:05:41.963

P15 52 A Gary JARMAN			Kawasaki - G & S Motorcycle tyres			
IDEAL LAP TIME : 57.080		BEST LAP TIME : 57.080		DIFFERENCE : 0.000		
LAP	SECTOR 1	SECTOR 2	LAP TIME	MPH	DIFF	TIME OF DAY
1 -		23.639	1:08.952	63.06	11.872	12:57:01.717
2 -	34.797	22.989	57.786	75.25	0.706	12:57:59.503
3 -	35.316	22.921	58.237	74.67	1.157	12:58:57.740
4 -	34.581	22.792	57.373 (2)	75.79	0.293	12:59:55.113
5 -	34.406	22.674	57.080 (1)	76.18		13:00:52.193
6 -	35.280	23.224	58.504	74.33	1.424	13:01:50.697
7 -	35.727	23.086	58.813	73.93	1.733	13:02:49.510
8 -	36.899	23.208	1:00.107	72.34	3.027	13:03:49.617
9 -	34.702	22.888	57.590 (3)	75.50	0.510	13:04:47.207

P16 42 A Scott MILLER			Yamaha - Autoenhance colchester			
IDEAL LAP TIME : 57.138		BEST LAP TIME : 57.362		DIFFERENCE : 0.224		
LAP	SECTOR 1	SECTOR 2	LAP TIME	MPH	DIFF	TIME OF DAY
1 -		25.275	1:10.752	61.46	13.390	12:57:03.517
2 -	36.008	23.256	59.264	73.37	1.902	12:58:02.781
3 -	35.465	22.805	58.270	74.62	0.908	12:59:01.051
4 -	34.977	22.659	57.636 (2)	75.44	0.274	12:59:58.687
5 -	34.618	22.744	57.362 (1)	75.80		13:00:56.049
6 -	35.184	22.520	57.704 (3)	75.36	0.342	13:01:53.753
7 -	35.014	22.707	57.721	75.33	0.359	13:02:51.474
8 -	35.815	22.716	58.531	74.29	1.169	13:03:50.005
9 -	35.456	23.819	59.275	73.36	1.913	13:04:49.280

P17 37 B Ricky WOODS			Suzuki - T & S Vehicle Repairs			
IDEAL LAP TIME : 57.024		BEST LAP TIME : 57.024		DIFFERENCE : 0.000		
LAP	SECTOR 1	SECTOR 2	LAP TIME	MPH	DIFF	TIME OF DAY
1 -		23.532	1:08.669	63.32	11.645	12:57:01.434
2 -	36.875	22.735	59.610	72.95	2.586	12:58:01.044
3 -	34.764	22.260	57.024 (1)	76.25		12:58:58.068
4 -	34.869	22.413	57.282 (2)	75.91	0.258	12:59:55.350
5 -	35.414	22.650	58.064 (3)	74.89	1.040	13:00:53.414
6 -	36.301	23.438	59.739	72.79	2.715	13:01:53.153
7 -	36.631	22.914	59.545	73.03	2.521	13:02:52.698
8 -	36.371	23.656	1:00.027	72.44	3.003	13:03:52.725
9 -	36.912	23.034	59.946	72.54	2.922	13:04:52.671

P18 51 B Paul BEESLEY			Yamaha -			
IDEAL LAP TIME : 57.622		BEST LAP TIME : 57.622		DIFFERENCE : 0.000		
LAP	SECTOR 1	SECTOR 2	LAP TIME	MPH	DIFF	TIME OF DAY

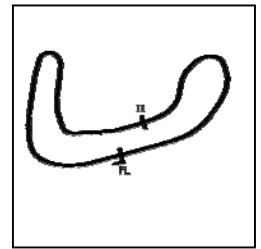
Weather / Track : Cloudy / Dry

Brands Hatch Indy
Circuit Length = 1.2079 miles
Start: 12:55 Flag 13:04 End: 13:05

BMCRC - MRO Championships 2019 - Rnd 1 @ Brands Hatch Indy

BMCRC Thunderbike Sport

RACE 6 - Groups A & B - SECTOR ANALYSIS



SECTOR 1 = FL to I1, SECTOR 2 = I1 to FL, DIFF = Difference To Personal Best Lap, P = Crossed Finish Line in Pit Lane, D = Time Disallowed

1 -		24.648	1:11.198	61.07	13.576	12:57:03.963
2 -	37.175	23.902	1:01.077	71.19	3.455	12:58:05.040
3 -	35.548	23.071	58.619	74.18	0.997	12:59:03.659
4 -	35.525	22.882	58.407 (2)	74.45	0.785	13:00:02.066
5 -	35.025	22.597	57.622 (1)	75.46		13:00:59.688
6 -	35.343	23.556	58.899	73.83	1.277	13:01:58.587
7 -	36.094	23.810	59.904	72.59	2.282	13:02:58.491
8 -	35.661	23.500	59.161	73.50	1.539	13:03:57.652
9 -	35.246	23.179	58.425 (3)	74.43	0.803	13:04:56.077

P19 85 B Andrew KITE		Ducati - Red Rebel Racing				
IDEAL LAP TIME : 58.703		BEST LAP TIME : 58.703		DIFFERENCE : 0.000		
LAP	SECTOR 1	SECTOR 2	LAP TIME	MPH	DIFF	TIME OF DAY
1 -		24.553	1:11.037	61.21	12.334	12:57:03.802
2 -	37.184	23.863	1:01.047	71.23	2.344	12:58:04.849
3 -	37.300	23.536	1:00.836	71.48	2.133	12:59:05.685
4 -	35.793	23.225	59.018 (3)	73.68	0.315	13:00:04.703
5 -	35.715	23.295	59.010 (2)	73.69	0.307	13:01:03.713
6 -	35.857	23.508	59.365	73.25	0.662	13:02:03.078
7 -	35.596	23.107	58.703 (1)	74.07		13:03:01.781
8 -	35.991	23.574	59.565	73.00	0.862	13:04:01.346
9 -	36.455	23.158	59.613	72.94	0.910	13:05:00.959

P20 94 B Ian SOILLEUX		Suzuki - me				
IDEAL LAP TIME : 58.795		BEST LAP TIME : 58.858		DIFFERENCE : 0.063		
LAP	SECTOR 1	SECTOR 2	LAP TIME	MPH	DIFF	TIME OF DAY
1 -		23.798	1:08.343	63.62	9.485	12:57:01.108
2 -	37.420	23.119	1:00.539	71.83	1.681	12:58:01.647
3 -	35.963	22.929	58.892 (2)	73.84	0.034	12:59:00.539
4 -	35.866	22.992	58.858 (1)	73.88		12:59:59.397
5 -	36.234	23.276	59.510 (3)	73.07	0.652	13:00:58.907
6 -	36.512	23.300	59.812	72.70	0.954	13:01:58.719
7 -	37.997	23.769	1:01.766	70.40	2.908	13:03:00.485
8 -	37.553	23.815	1:01.368	70.86	2.510	13:04:01.853
9 -	37.562	23.997	1:01.559	70.64	2.701	13:05:03.412

P21 101 B Glen TRIPP		Honda - yaki too racing				
IDEAL LAP TIME : 1:04.098		BEST LAP TIME : 1:04.098		DIFFERENCE : 0.000		
LAP	SECTOR 1	SECTOR 2	LAP TIME	MPH	DIFF	TIME OF DAY
1 -		26.705	1:15.702	57.44	11.604	12:57:08.467
2 -	41.098	27.151	1:08.249	63.71	4.151	12:58:16.716
3 -	41.406	25.691	1:07.097	64.81	2.999	12:59:23.813
4 -	40.147	25.293	1:05.440 (3)	66.45	1.342	13:00:29.253
5 -	39.868	25.579	1:05.447	66.44	1.349	13:01:34.700
6 -	41.187	25.515	1:06.702	65.19	2.604	13:02:41.402
7 -	39.639	24.968	1:04.607 (2)	67.30	0.509	13:03:46.009
8 -	39.296	24.802	1:04.098 (1)	67.84		13:04:50.107

P22 22 B Matthew MAY		Honda - Tliehurst Glass Racing				
IDEAL LAP TIME : 1:06.549		BEST LAP TIME : 1:07.312		DIFFERENCE : 0.763		
LAP	SECTOR 1	SECTOR 2	LAP TIME	MPH	DIFF	TIME OF DAY
1 -		26.930	1:15.365	57.70	8.053	12:57:08.130
2 -	41.195	27.564	1:08.759	63.24	1.447	12:58:16.889
3 -	42.288	26.518	1:08.806	63.20	1.494	12:59:25.695
4 -	40.607	26.705	1:07.312 (1)	64.60		13:00:33.007
5 -	40.848	26.862	1:07.710 (3)	64.22	0.398	13:01:40.717
6 -	41.259	27.246	1:08.505	63.47	1.193	13:02:49.222
7 -	40.280	28.125	1:08.405	63.57	1.093	13:03:57.627
8 -	41.292	26.269	1:07.561 (2)	64.36	0.249	13:05:05.188

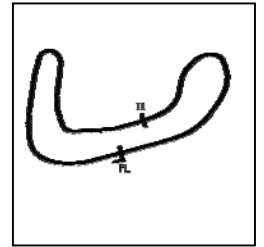
Weather / Track : Cloudy / Dry

Brands Hatch Indy
Circuit Length = 1.2079 miles
Start: 12:55 Flag 13:04 End: 13:05

BMCRC - MRO Championships 2019 - Rnd 1 @ Brands Hatch Indy

BMCRC Thunderbike Sport

RACE 6 - Groups A & B - SECTOR ANALYSIS



SECTOR 1 = FL to I1, SECTOR 2 = I1 to FL, DIFF = Difference To Personal Best Lap, P = Crossed Finish Line in Pit Lane, D = Time Disallowed

P23 90 B Edward WATSON		Yamaha - Motorsportdays.com TEA Time Racing				
IDEAL LAP TIME : 53.622		BEST LAP TIME : 53.812		DIFFERENCE : 0.190		
LAP	SECTOR 1	SECTOR 2	LAP TIME	MPH	DIFF	TIME OF DAY
1 -		21.650	1:01.056	71.22	7.244	12:56:53.821
2 -	32.715	21.707	54.422	79.90	0.610	12:57:48.243
3 -	32.822	21.417	54.239 (2)	80.17	0.427	12:58:42.482
4 -	32.768	21.475	54.243 (3)	80.16	0.431	12:59:36.725
5 -	32.205	21.607	53.812 (1)	80.81		13:00:30.537

P24 16 B Geoff LANSDALL		Suzuki - EPG Domestic				
IDEAL LAP TIME : 1:02.406		BEST LAP TIME : 1:02.568		DIFFERENCE : 0.162		
LAP	SECTOR 1	SECTOR 2	LAP TIME	MPH	DIFF	TIME OF DAY
1 -		25.389	1:12.426	60.04	9.858	12:57:05.191
2 -	38.111	24.457	1:02.568 (1)	69.50		12:58:07.759
3 -	37.949	24.856	1:02.805 (2)	69.23	0.237	12:59:10.564

BMCRC - MRO Championships 2019 - Rnd 1 @ Brands Hatch Indy

BMCRC Thunderbike Sport

RACE 6 - Groups A & B - BEST SECTORS

SECTOR 1			SECTOR 2			IDEAL / BEST COMPARISON						
POS	NO	NAME	TIME	NO	NAME	TIME	POS	NO	NAME	IDEAL	BEST	DIFF
									PERFECT LAP	52.069		
1	74	SINGLETON	31.247	74	SINGLETON	20.822	1	74	SINGLETON	52.069	52.158	0.089
2	47	WATSON	31.548	47	WATSON	20.901	2	47	WATSON	52.449	52.561	0.112
3	90	WATSON	32.205	90	WATSON	21.417	3	90	WATSON	53.622	53.812	0.190
4	961	SIM	32.253	961	SIM	21.435	4	961	SIM	53.688	53.714	0.026
5	48	WALLIS	32.407	48	WALLIS	21.463	5	48	WALLIS	53.870	54.232	0.362
6	73	LEWIN	32.570	191	SEATH	21.506	6	73	LEWIN	54.166	54.166	0.000
7	93	WALLIS	32.635	93	WALLIS	21.580	7	93	WALLIS	54.215	54.225	0.010
8	191	SEATH	32.758	50	ROBSON	21.593	8	191	SEATH	54.264	54.315	0.051
9	28	LAWSON	33.068	73	LEWIN	21.596	9	13	GREEN	54.848	54.869	0.021
10	13	GREEN	33.109	13	GREEN	21.739	10	28	LAWSON	54.851	55.029	0.178
11	50	ROBSON	33.280	28	LAWSON	21.783	11	50	ROBSON	54.873	54.942	0.069
12	84	BRANCO	33.538	72	MILLER	22.082	12	84	BRANCO	55.815	55.815	0.000
13	54	JAMISON	33.556	37	WOODS	22.260	13	54	JAMISON	55.823	56.021	0.198
14	72	MILLER	34.016	54	JAMISON	22.267	14	72	MILLER	56.098	56.098	0.000
15	52	JARMAN	34.406	84	BRANCO	22.277	15	37	WOODS	57.024	57.024	0.000
16	66	SMITH	34.610	66	SMITH	22.460	16	66	SMITH	57.070	57.289	0.219
17	42	MILLER	34.618	42	MILLER	22.520	17	52	JARMAN	57.080	57.080	0.000
18	37	WOODS	34.764	51	BEESELEY	22.597	18	42	MILLER	57.138	57.362	0.224
19	51	BEESELEY	35.025	52	JARMAN	22.674	19	51	BEESELEY	57.622	57.622	0.000
20	85	KITE	35.596	94	SOILLEUX	22.929	20	85	KITE	58.703	58.703	0.000
21	94	SOILLEUX	35.866	85	KITE	23.107	21	94	SOILLEUX	58.795	58.858	0.063
22	16	LANSDELL	37.949	16	LANSDELL	24.457	22	16	LANSDELL	1:02.406	1:02.568	0.162
23	101	TRIPP	39.296	101	TRIPP	24.802	23	101	TRIPP	1:04.098	1:04.098	0.000
24	22	MAY	40.280	22	MAY	26.269	24	22	MAY	1:06.549	1:07.312	0.763
25												
26												

Weather / Track : Cloudy / Dry

Results can be found at www.tsl-timing.com

Brands Hatch Indy
Circuit Length = 1.2079 miles
Start: 12:55 Flag 13:04 End: 13:05

Printed - 13:08 Sunday, 10 March 2019

BMCRC - MRO Championships 2019 - Rnd 1 @ Brands Hatch Indy



BMCRC Thunderbike Sport

RACE 10 - Groups B & C - GRID (10 Laps)

ROW 12	35	778	Michael NEILLANS	34	65	Andrew MOXON						
ROW 11	33	0	Luke STANLEY	32	333	Andrew HOUGHTON	31	205	Simon HOLDEN (R)			
ROW 10	30	196	Emma PETERSON (R)	29	185	James ROBINSON	28	133	Carl JOHNSTONE			
ROW 9	27	117	Jordan HARRIS	26	9	Karl COONEY	25	666	Shane BEASLEY			
ROW 8	24	45	John FORTEY (R)	23	21	Taylor SHORES (R)	22	22	Matthew MAY			
ROW 7			1:04.098	21	101	Glen TRIPP	20	16	Geoff LANSDELL	19	33	Peter PARAPANOS (R)
ROW 6			1:01.788	18	143	Robert DAVIE	17	24	Harley GODZISZ	16	119	Aaron WHITING (R)
ROW 5			58.858	15	94	Ian SOILLEUX	14	85	Andrew KITE	13	373	Robert PRICE (R)
ROW 4			58.418	12	481	Clinton KEULDER	11	624	Matthew FEDRICK (R)	10	51	Paul BEESLEY
ROW 3			57.289	9	66	Mark SMITH	8	37	Ricky WOODS	7	72	Kevin MILLER
ROW 2			56.021	6	54	Adam JAMISON	5	84	Ricardo BRANCO	4	17	Tommy DOWNES (R)
ROW 1			54.544	3	261	Michael BENN (R)	2	104	Alex ROBINSON (R)	1	90	Edward WATSON
												Pole

Brands Hatch Indy
Circuit Length = 1.2079 miles

These results are provisional until the conclusion of any judicial and technical matters.

Clerk Of Course :	Timekeeper :
-------------------	--------------

Results can be found at www.tsl-timing.com

Printed - 13:13 Sunday, 10 March 2019



BMCRC - MRO Championships 2019 - Rnd 1 @ Brands Hatch Indy

BMCRC Thunderbike Sport

RACE 10 - Groups B & C - CLASSIFICATION

POS	NO	CL	PIC NAME	ENTRY	LAPS	TIME	GAP	DIFF	MPH	BEST	ON
1	666	B	1 Shane BEASLEY	Yamaha -	10	9:21.774			77.40	54.332	6
2	104	C	1 Alex ROBINSON (R)	Honda - Boa	10	9:22.661	0.887	0.887	77.28	54.565	9
3	261	C	2 Michael BENN (R)	Yamaha - Michael Benn Plumbing and Heating	10	9:22.962	1.188	0.301	77.24	54.804	9
4	54	B	2 Adam JAMISON	Suzuki - AJ Racing	10	9:25.429	3.655	2.467	76.90	55.124	9
5	72	B	3 Kevin MILLER	Honda - Mechanical Air Supplies Ltd	10	9:26.696	4.922	1.267	76.73	54.029	9
6	84	B	4 Ricardo BRANCO	Yamaha - IMP Racing	10	9:27.123	5.349	0.427	76.67	55.395	6
7	66	B	5 Mark SMITH	Yamaha - MHP EXHAUST S	10	9:43.524	21.750	16.401	74.52	56.954	6
8	51	B	6 Paul BEESLEY	Yamaha -	10	9:45.424	23.650	1.900	74.28	57.160	7
9	37	B	7 Ricky WOODS	Suzuki - T & S Vehicle Repairs	10	9:52.321	30.547	6.897	73.41	57.172	2
10	624	C	3 Matthew FEDRICK (R)	Yamaha - Matthew Fedrick farriers Ltd	10	9:56.010	34.236	3.689	72.96	57.662	7
11	85	B	8 Andrew KITE	Ducati - Red Rebel Racing	10	9:56.582	34.808	0.572	72.89	57.701	8
12	481	C	4 Clinton KEULDER	Yamaha - My wife	10	10:02.769	40.995	6.187	72.14	57.814	8
13	16	B	9 Geoff LANSDELL	Suzuki - EPG Domestic	9	9:23.043	1 Lap	1 Lap	69.51	1:00.192	8
14	119	C	5 Aaron WHITING (R)	Yamaha - Whiting Rail Ltd	9	9:23.999	1 Lap	0.956	69.39	1:00.131	9
15	45	C	6 John FORTEY (R)	Suzuki -	9	9:24.470	1 Lap	0.471	69.33	59.317	6
16	373	C	7 Robert PRICE (R)	Suzuki -	9	9:27.419	1 Lap	2.949	68.97	1:01.238	8
17	143	C	8 Robert DAVIE	Suzuki -	9	9:28.210	1 Lap	0.791	68.87	1:00.816	6
18	33	C	9 Peter PARAPANOS (R)	Honda -	9	9:42.887	1 Lap	14.677	67.14	1:02.485	5
19	22	B	10 Matthew MAY	Honda - Tliehurst Glass Racing	9	9:50.805	1 Lap	7.918	66.24	1:03.245	8
20	101	B	11 Glen TRIPP	Honda - yaki too racing	9	9:50.838	1 Lap	0.033	66.24	1:02.968	9
21	21	C	10 Taylor SHORES (R)	Yamaha -	9	9:50.948	1 Lap	0.110	66.22	1:03.564	9
22	196	C	11 Emma PETERSON (R)	Yamaha - Plus racing gear, Helmet city Chichester,	9	9:52.798	1 Lap	1.850	66.02	1:03.298	8

NOT CLASSIFIED

DNF	9	B	Karl COONEY	Kawasaki - Me, Myself and I	3	3:21.631	7 Laps	6 Laps	64.70	1:01.417	3
-----	---	---	-------------	-----------------------------	---	----------	--------	--------	-------	----------	---

FASTEST LAP

72	B	Kevin MILLER	Honda - Mechanical Air Supplies Ltd	9	54.029	80.48 mph	129.53 kph
104	C	Alex ROBINSON (R)	Honda - Boa	9	54.565	79.69 mph	128.25 kph

Class B - 92.5% of Race Speed = 71.59 mph

Class C - 92.5% of Race Speed = 71.48 mph

Weather / Track : Cloudy / Dry

These results are provisional until the conclusion of any judicial and technical matters.

Brands Hatch Indy

Circuit Length = 1.2079 miles

Start: 14:16 Flag 14:25 End: 14:26

Clerk Of Course :	Timekeeper :
-------------------	--------------

Results can be found at www.tsl-timing.com

Printed - 14:27 Sunday, 10 March 2019



BMCRC - MRO Championships 2019 - Rnd 1 @ Brands Hatch Indy

BMCRC Thunderbike Sport

RACE 10 - Groups B & C - LAP CHART

LAP 1 @ 14:17:28.420

NO	BEHIND	LAP TIME
261		1:01.892
54	0.188	1:02.080
84	0.827	1:02.719
104	1.074	1:02.966
72	1.345	1:03.237
666	2.358	1:04.250
37	3.282	1:05.174
51	3.876	1:05.768
66	4.211	1:06.103
85	6.105	1:07.997
624	8.631	1:10.523
373	8.784	1:10.676
481	9.016	1:10.908
16	9.655	1:11.547
143	10.189	1:12.081
119	10.481	1:12.373
22	11.947	1:13.839
101	12.312	1:14.204
33	13.700	1:15.592
9	13.885	1:15.777
21	13.973	1:15.865
45	14.066	1:15.958
196	15.651	1:17.543

LAP 2 @ 14:18:23.816

NO	BEHIND	LAP TIME
261		55.396
54	1.195	56.403
104	1.853	56.175
84	2.122	56.691
72	2.833	56.884
666	3.367	56.405
37	5.058	57.172
51	6.140	57.660
66	6.643	57.828
85	11.112	1:00.403
624	12.354	59.119
373	15.978	1:02.590
481	16.045	1:02.425
16	16.630	1:02.371
143	17.112	1:02.319
119	18.803	1:03.718
22	22.329	1:05.778
33	22.508	1:04.204
45	22.819	1:04.149
9	22.926	1:04.437
101	23.252	1:06.336
21	23.895	1:05.318
196	26.615	1:06.360

LAP 3 @ 14:19:19.262

NO	BEHIND	LAP TIME
261		55.446
54	1.443	55.694
104	2.008	55.601
84	3.007	56.331
72	3.246	55.859
666	3.650	55.729
37	6.927	57.315
51	8.732	58.038
66	8.938	57.741

85	14.740	59.074
624	15.731	58.823
481	20.060	59.461
119	23.872	1:00.515
373	24.041	1:03.509
16	24.327	1:03.143
143	24.951	1:03.285
9	28.897	1:01.417
33	31.069	1:04.007
45	31.192	1:03.819
22	32.448	1:05.565
101	32.895	1:05.089
21	33.293	1:04.844
196	35.351	1:04.182

LAP 4 @ 14:20:14.854

NO	BEHIND	LAP TIME
261		55.592
104	0.989	54.573
54	1.784	55.933
666	3.524	55.466
84	3.562	56.147
72	4.064	56.410
37	9.509	58.174
51	10.984	57.844
66	11.079	57.733
85	18.753	59.605
624	18.934	58.795
481	22.691	58.223
119	29.698	1:01.418
373	30.133	1:01.684
16	30.599	1:01.864
143	31.086	1:01.727
45	35.804	1:00.204
33	38.334	1:02.857
22	41.802	1:04.946
101	42.356	1:05.053
21	42.757	1:05.056
196	44.359	1:04.600

LAP 5 @ 14:21:10.622

NO	BEHIND	LAP TIME
261		55.768
104	0.408	55.187
54	1.707	55.691
666	2.658	54.902
84	3.614	55.820
72	3.939	55.643
37	12.279	58.538
51	12.825	57.609
66	12.955	57.644
85	21.098	58.113
624	21.480	58.314
481	25.279	58.356
119	35.486	1:01.556
373	36.591	1:02.226
16	36.689	1:01.858
143	37.228	1:01.910
45	40.334	1:00.298
33	45.051	1:02.485
22	51.050	1:05.016
21	51.363	1:04.374
101	51.665	1:05.077
196	52.145	1:03.554

LAP 6 @ 14:22:06.098

NO	BEHIND	LAP TIME
261		55.476
104	1.252	56.320
54	1.483	55.252
666	1.514	54.332
84	3.533	55.395
72	3.827	55.364
66	14.433	56.954
51	15.462	58.113
37	15.932	59.129
85	24.063	58.441
624	24.341	58.337
481	28.129	58.326
119	41.132	1:01.122
16	41.600	1:00.387
143	42.568	1:00.816
373	43.481	1:02.366
45	44.175	59.317
33	53.982	1:04.407

LAP 7 @ 14:23:03.364

NO	BEHIND	LAP TIME
261		57.266
104	0.190	56.204
666	0.273	56.025
54	1.168	56.951
84	2.488	56.221
22	1 Lap	1:04.475
72	2.843	56.282
21	1 Lap	1:04.592
101	1 Lap	1:04.771
196	1 Lap	1:05.149
66	14.139	56.972
51	15.356	57.160
37	17.190	58.524
624	24.737	57.662
85	25.340	58.543
481	29.128	58.265
16	45.386	1:01.052
119	45.827	1:01.961
45	46.435	59.526
143	47.562	1:02.260
373	47.653	1:01.438

LAP 8 @ 14:23:58.239

NO	BEHIND	LAP TIME
666		54.602
104	0.314	54.999
261	0.499	55.374
54	1.847	55.554
72	2.897	54.929
84	3.594	55.981
33	1 Lap	1:03.600
21	1 Lap	1:03.705
22	1 Lap	1:04.586
101	1 Lap	1:04.070
196	1 Lap	1:03.972
66	16.499	57.235
51	17.898	57.417
37	21.299	58.984
624	27.726	57.864
85	28.166	57.701

481	32.067	57.814
16	50.703	1:00.192
119	52.157	1:01.205
45	52.668	1:01.108
373	54.016	1:01.238
143	54.412	1:01.725

LAP 9 @ 14:24:52.728

NO	BEHIND	LAP TIME
666		54.489
104	0.390	54.565
261	0.814	54.804
72	2.437	54.029
54	2.482	55.124
84	4.975	55.870
33	1 Lap	1:02.934
66	20.135	58.125
21	1 Lap	1:03.630
22	1 Lap	1:03.245
51	21.544	58.135
101	1 Lap	1:03.270
196	1 Lap	1:03.298
37	26.540	59.730
624	31.485	58.248
85	32.560	58.883
481	36.842	59.264

LAP 10 @ 14:25:48.302

NO	BEHIND	LAP TIME
666		55.574
104	0.887	56.071
261	1.188	55.948
16	1 Lap	1:00.629
119	1 Lap	1:00.131
45	1 Lap	1:00.091
54	3.655	56.747
72	4.922	58.059
84	5.349	55.948
373	1 Lap	1:01.692
143	1 Lap	1:02.087
33	1 Lap	1:02.801
66	21.750	57.189
51	23.650	57.680
22	1 Lap	1:03.355
101	1 Lap	1:02.968
21	1 Lap	1:03.564
37	30.547	59.581
196	1 Lap	1:04.140
624	34.236	58.325
85	34.808	57.822
481	40.995	59.727

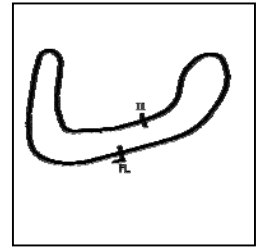
Weather / Track : Cloudy / Dry

Brands Hatch Indy
Circuit Length = 1.2079 miles
Start: 14:16 Flag 14:25 End: 14:26

BMCRC - MRO Championships 2019 - Rnd 1 @ Brands Hatch Indy

BMCRC Thunderbike Sport

RACE 10 - Groups B & C - SECTOR ANALYSIS



SECTOR 1 = FL to I1, SECTOR 2 = I1 to FL, DIFF = Difference To Personal Best Lap, P = Crossed Finish Line in Pit Lane, D = Time Disallowed

P1 666 B		Shane BEASLEY		Yamaha -		
IDEAL LAP TIME : 54.284		BEST LAP TIME : 54.332		DIFFERENCE : 0.048		
LAP	SECTOR 1	SECTOR 2	LAP TIME	MPH	DIFF	TIME OF DAY
1 -		22.595	1:04.250	67.68	9.918	14:17:30.778
2 -	34.038	22.367	56.405	77.09	2.073	14:18:27.183
3 -	33.950	21.779	55.729	78.03	1.397	14:19:22.912
4 -	33.166	22.300	55.466	78.40	1.134	14:20:18.378
5 -	33.038	21.864	54.902	79.20	0.570	14:21:13.280
6 -	32.855	21.477	54.332 (1)	80.03		14:22:07.612
7 -	33.721	22.304	56.025	77.61	1.693	14:23:03.637
8 -	33.083	21.519	54.602 (3)	79.64	0.270	14:23:58.239
9 -	33.060	21.429	54.489 (2)	79.80	0.157	14:24:52.728
10 -	33.497	22.077	55.574	78.24	1.242	14:25:48.302

P2 104 C		Alex ROBINSON (R)		Honda - Boa		
IDEAL LAP TIME : 54.452		BEST LAP TIME : 54.565		DIFFERENCE : 0.113		
LAP	SECTOR 1	SECTOR 2	LAP TIME	MPH	DIFF	TIME OF DAY
1 -		22.622	1:02.966	69.06	8.401	14:17:29.494
2 -	34.211	21.964	56.175	77.41	1.610	14:18:25.669
3 -	34.063	21.538	55.601	78.21	1.036	14:19:21.270
4 -	32.914	21.659	54.573 (2)	79.68	0.008	14:20:15.843
5 -	33.464	21.723	55.187	78.79	0.622	14:21:11.030
6 -	33.538	22.782	56.320	77.21	1.755	14:22:07.350
7 -	33.816	22.388	56.204	77.37	1.639	14:23:03.554
8 -	33.404	21.595	54.999 (3)	79.06	0.434	14:23:58.553
9 -	33.018	21.547	54.565 (1)	79.69		14:24:53.118
10 -	33.993	22.078	56.071	77.55	1.506	14:25:49.189

P3 261 C		Michael BENN (R)		Yamaha - Michael Benn Plumbing and Heating		
IDEAL LAP TIME : 54.628		BEST LAP TIME : 54.804		DIFFERENCE : 0.176		
LAP	SECTOR 1	SECTOR 2	LAP TIME	MPH	DIFF	TIME OF DAY
1 -		22.061	1:01.892	70.26	7.088	14:17:28.420
2 -	33.571	21.825	55.396 (3)	78.50	0.592	14:18:23.816
3 -	33.649	21.797	55.446	78.42	0.642	14:19:19.262
4 -	33.649	21.943	55.592	78.22	0.788	14:20:14.854
5 -	33.788	21.980	55.768	77.97	0.964	14:21:10.622
6 -	33.790	21.686	55.476	78.38	0.672	14:22:06.098
7 -	34.815	22.451	57.266	75.93	2.462	14:23:03.364
8 -	33.894	21.480	55.374 (2)	78.53	0.570	14:23:58.738
9 -	33.148	21.656	54.804 (1)	79.34		14:24:53.542
10 -	33.739	22.209	55.948	77.72	1.144	14:25:49.490

P4 54 B		Adam JAMISON		Suzuki - AJ Racing		
IDEAL LAP TIME : 55.124		BEST LAP TIME : 55.124		DIFFERENCE : 0.000		
LAP	SECTOR 1	SECTOR 2	LAP TIME	MPH	DIFF	TIME OF DAY
1 -		22.552	1:02.080	70.04	6.956	14:17:28.608
2 -	34.123	22.280	56.403	77.09	1.279	14:18:25.011
3 -	33.604	22.090	55.694	78.08	0.570	14:19:20.705
4 -	33.615	22.318	55.933	77.74	0.809	14:20:16.638
5 -	33.490	22.201	55.691	78.08	0.567	14:21:12.329
6 -	33.271	21.981	55.252 (2)	78.70	0.128	14:22:07.581
7 -	34.137	22.814	56.951	76.35	1.827	14:23:04.532
8 -	33.557	21.997	55.554 (3)	78.27	0.430	14:24:00.086
9 -	33.189	21.935	55.124 (1)	78.88		14:24:55.210
10 -	34.593	22.154	56.747	76.63	1.623	14:25:51.957

P5 72 B		Kevin MILLER		Honda - Mechanical Air Supplies Ltd		
IDEAL LAP TIME : 54.029		BEST LAP TIME : 54.029		DIFFERENCE : 0.000		
LAP	SECTOR 1	SECTOR 2	LAP TIME	MPH	DIFF	TIME OF DAY

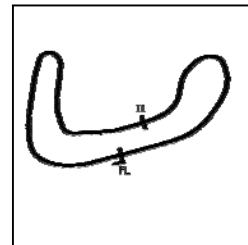
Weather / Track : Cloudy / Dry

Brands Hatch Indy
Circuit Length = 1.2079 miles
Start: 14:16 Flag 14:25 End: 14:26

BMCRC - MRO Championships 2019 - Rnd 1 @ Brands Hatch Indy

BMCRC Thunderbike Sport

RACE 10 - Groups B & C - SECTOR ANALYSIS



SECTOR 1 = FL to I1, SECTOR 2 = I1 to FL, DIFF = Difference To Personal Best Lap, P = Crossed Finish Line in Pit Lane, D = Time Disallowed

Lap	Time	Diff	MPH	Time of Day		
1 -	22.620		1:03.237	68.76	9.208	14:17:29.765
2 -	34.455	22.429	56.884	76.44	2.855	14:18:26.649
3 -	33.873	21.986	55.859	77.84	1.830	14:19:22.508
4 -	33.888	22.522	56.410	77.08	2.381	14:20:18.918
5 -	33.732	21.911	55.643	78.15	1.614	14:21:14.561
6 -	33.460	21.904	55.364 (3)	78.54	1.335	14:22:09.925
7 -	33.383	22.899	56.282	77.26	2.253	14:23:06.207
8 -	32.999	21.930	54.929 (2)	79.16	0.900	14:24:01.136
9 -	32.883	21.146	54.029 (1)	80.48		14:24:55.165
10 -	35.420	22.639	58.059	74.89	4.030	14:25:53.224

P6 84 B Ricardo BRANCO			Yamaha - IMP Racing			
IDEAL LAP TIME : 55.234		BEST LAP TIME : 55.395	DIFFERENCE : 0.161			
LAP	SECTOR 1	SECTOR 2	LAP TIME	MPH	DIFF	TIME OF DAY
1 -		22.739	1:02.719	69.33	7.324	14:17:29.247
2 -	34.330	22.361	56.691	76.70	1.296	14:18:25.938
3 -	34.051	22.280	56.331	77.19	0.936	14:19:22.269
4 -	33.709	22.438	56.147	77.45	0.752	14:20:18.416
5 -	33.442	22.378	55.820 (2)	77.90	0.425	14:21:14.236
6 -	33.275	22.120	55.395 (1)	78.50		14:22:09.631
7 -	33.296	22.925	56.221	77.34	0.826	14:23:05.852
8 -	34.022	21.959	55.981	77.68	0.586	14:24:01.833
9 -	33.513	22.357	55.870 (3)	77.83	0.475	14:24:57.703
10 -	33.372	22.576	55.948	77.72	0.553	14:25:53.651

P7 66 B Mark SMITH			Yamaha - MHP EXHAUST S			
IDEAL LAP TIME : 56.819		BEST LAP TIME : 56.954	DIFFERENCE : 0.135			
LAP	SECTOR 1	SECTOR 2	LAP TIME	MPH	DIFF	TIME OF DAY
1 -		23.946	1:06.103	65.78	9.149	14:17:32.631
2 -	35.347	22.481	57.828	75.19	0.874	14:18:30.459
3 -	35.183	22.558	57.741	75.31	0.787	14:19:28.200
4 -	35.005	22.728	57.733	75.32	0.779	14:20:25.933
5 -	35.184	22.460	57.644	75.43	0.690	14:21:23.577
6 -	34.676	22.278	56.954 (1)	76.35		14:22:20.531
7 -	34.541	22.431	56.972 (2)	76.32	0.018	14:23:17.503
8 -	34.681	22.554	57.235	75.97	0.281	14:24:14.738
9 -	34.633	23.492	58.125	74.81	1.171	14:25:12.863
10 -	34.624	22.565	57.189 (3)	76.03	0.235	14:26:10.052

P8 51 B Paul BEESLEY			Yamaha -			
IDEAL LAP TIME : 57.092		BEST LAP TIME : 57.160	DIFFERENCE : 0.068			
LAP	SECTOR 1	SECTOR 2	LAP TIME	MPH	DIFF	TIME OF DAY
1 -		23.393	1:05.768	66.12	8.608	14:17:32.296
2 -	34.632	23.028	57.660	75.41	0.500	14:18:29.956
3 -	34.997	23.041	58.038	74.92	0.878	14:19:27.994
4 -	34.834	23.010	57.844	75.17	0.684	14:20:25.838
5 -	34.732	22.877	57.609 (3)	75.48	0.449	14:21:23.447
6 -	35.264	22.849	58.113	74.83	0.953	14:22:21.560
7 -	34.417	22.743	57.160 (1)	76.07		14:23:18.720
8 -	34.742	22.675	57.417 (2)	75.73	0.257	14:24:16.137
9 -	34.425	23.710	58.135	74.80	0.975	14:25:14.272
10 -	34.753	22.927	57.680	75.39	0.520	14:26:11.952

P9 37 B Ricky WOODS			Suzuki - T & S Vehicle Repairs			
IDEAL LAP TIME : 57.172		BEST LAP TIME : 57.172	DIFFERENCE : 0.000			
LAP	SECTOR 1	SECTOR 2	LAP TIME	MPH	DIFF	TIME OF DAY
1 -		23.601	1:05.174	66.72	8.002	14:17:31.702
2 -	34.832	22.340	57.172 (1)	76.06		14:18:28.874
3 -	34.847	22.468	57.315 (2)	75.87	0.143	14:19:26.189
4 -	35.518	22.656	58.174 (3)	74.75	1.002	14:20:24.363

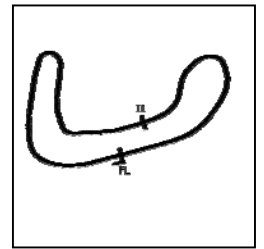
Weather / Track : Cloudy / Dry

Brands Hatch Indy
Circuit Length = 1.2079 miles
Start: 14:16 Flag 14:25 End: 14:26

BMCRC - MRO Championships 2019 - Rnd 1 @ Brands Hatch Indy

BMCRC Thunderbike Sport

RACE 10 - Groups B & C - SECTOR ANALYSIS



SECTOR 1 = FL to I1, SECTOR 2 = I1 to FL, DIFF = Difference To Personal Best Lap, P = Crossed Finish Line in Pit Lane, D = Time Disallowed

5 -	35.656	22.882	58.538	74.28	1.366	14:21:22.901
6 -	35.961	23.168	59.129	73.54	1.957	14:22:22.030
7 -	35.630	22.894	58.524	74.30	1.352	14:23:20.554
8 -	35.790	23.194	58.984	73.72	1.812	14:24:19.538
9 -	36.165	23.565	59.730	72.80	2.558	14:25:19.268
10 -	36.013	23.568	59.581	72.98	2.409	14:26:18.849

P10 624 C	Matthew FEDRICK (R)	Yamaha - Matthew Fedrick farriers ltd	
IDEAL LAP TIME : 57.285	BEST LAP TIME : 57.662	DIFFERENCE : 0.377	

LAP	SECTOR 1	SECTOR 2	LAP TIME	MPH	DIFF	TIME OF DAY
1 -		24.640	1:10.523	61.66	12.861	14:17:37.051
2 -	35.914	23.205	59.119	73.55	1.457	14:18:36.170
3 -	35.550	23.273	58.823	73.92	1.161	14:19:34.993
4 -	35.346	23.449	58.795	73.96	1.133	14:20:33.788
5 -	35.433	22.881	58.314	74.57	0.652	14:21:32.102
6 -	35.494	22.843	58.337	74.54	0.675	14:22:30.439
7 -	34.543	23.119	57.662 (1)	75.41		14:23:28.101
8 -			57.864 (2)	75.15	0.202	14:24:25.965
9 -	35.202	23.046	58.248 (3)	74.65	0.586	14:25:24.213
10 -	35.583	22.742	58.325	74.55	0.663	14:26:22.538

P11 85 B	Andrew KITE	Ducati - Red Rebel Racing	
IDEAL LAP TIME : 57.665	BEST LAP TIME : 57.701	DIFFERENCE : 0.036	

LAP	SECTOR 1	SECTOR 2	LAP TIME	MPH	DIFF	TIME OF DAY
1 -		23.944	1:07.997	63.95	10.296	14:17:34.525
2 -	36.785	23.618	1:00.403	71.99	2.702	14:18:34.928
3 -	35.838	23.236	59.074	73.61	1.373	14:19:34.002
4 -	35.981	23.624	59.605	72.95	1.904	14:20:33.607
5 -	35.108	23.005	58.113 (3)	74.83	0.412	14:21:31.720
6 -	35.513	22.928	58.441	74.41	0.740	14:22:30.161
7 -	35.136	23.407	58.543	74.28	0.842	14:23:28.704
8 -	35.137	22.564	57.701 (1)	75.36		14:24:26.405
9 -	35.678	23.205	58.883	73.85	1.182	14:25:25.288
10 -	35.265	22.557	57.822 (2)	75.20	0.121	14:26:23.110

P12 481 C	Clinton KEULDER	Yamaha - My wife	
IDEAL LAP TIME : 57.768	BEST LAP TIME : 57.814	DIFFERENCE : 0.046	

LAP	SECTOR 1	SECTOR 2	LAP TIME	MPH	DIFF	TIME OF DAY
1 -		25.020	1:10.908	61.32	13.094	14:17:37.436
2 -	38.057	24.368	1:02.425	69.66	4.611	14:18:39.861
3 -	36.533	22.928	59.461	73.13	1.647	14:19:39.322
4 -	35.500	22.723	58.223 (2)	74.68	0.409	14:20:37.545
5 -	35.364	22.992	58.356	74.51	0.542	14:21:35.901
6 -	35.314	23.012	58.326	74.55	0.512	14:22:34.227
7 -	35.513	22.752	58.265 (3)	74.63	0.451	14:23:32.492
8 -	35.045	22.769	57.814 (1)	75.21		14:24:30.306
9 -	35.618	23.646	59.264	73.37	1.450	14:25:29.570
10 -	36.243	23.484	59.727	72.80	1.913	14:26:29.297

P13 16 B	Geoff LANSDSELL	Suzuki - EPG Domestic	
IDEAL LAP TIME : 1:00.045	BEST LAP TIME : 1:00.192	DIFFERENCE : 0.147	

LAP	SECTOR 1	SECTOR 2	LAP TIME	MPH	DIFF	TIME OF DAY
1 -		25.588	1:11.547	60.77	11.355	14:17:38.075
2 -	38.181	24.190	1:02.371	69.72	2.179	14:18:40.446
3 -	38.309	24.834	1:03.143	68.86	2.951	14:19:43.589
4 -	37.538	24.326	1:01.864	70.29	1.672	14:20:45.453
5 -	37.752	24.106	1:01.858	70.29	1.666	14:21:47.311
6 -	36.497	23.890	1:00.387 (2)	72.01	0.195	14:22:47.698
7 -	37.393	23.659	1:01.052	71.22	0.860	14:23:48.750
8 -	36.386	23.806	1:00.192 (1)	72.24		14:24:48.942

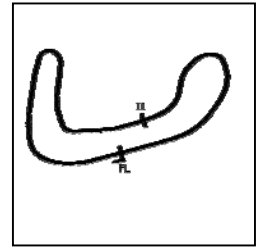
Weather / Track : Cloudy / Dry

Brands Hatch Indy
Circuit Length = 1.2079 miles
Start: 14:16 Flag 14:25 End: 14:26

BMCRC - MRO Championships 2019 - Rnd 1 @ Brands Hatch Indy

BMCRC Thunderbike Sport

RACE 10 - Groups B & C - SECTOR ANALYSIS



SECTOR 1 = FL to I1, SECTOR 2 = I1 to FL, DIFF = Difference To Personal Best Lap, P = Crossed Finish Line in Pit Lane, D = Time Disallowed

9 - 36.613 24.016 1:00.629 (3) 71.72 0.437 14:25:49.571

P14 119 C		Aaron WHITING (R)		Yamaha - Whiting Rail Ltd			
IDEAL LAP TIME : 58.893		BEST LAP TIME : 1:00.131		DIFFERENCE : 1.238			
LAP	SECTOR 1	SECTOR 2	LAP TIME	MPH	DIFF	TIME OF DAY	
1 -		25.834	1:12.373	60.08	12.242	14:17:38.901	
2 -	39.714	24.004	1:03.718	68.24	3.587	14:18:42.619	
3 -	36.306	24.209	1:00.515 (2)	71.85	0.384	14:19:43.134	
4 -	37.310	24.108	1:01.418	70.80	1.287	14:20:44.552	
5 -	37.381	24.175	1:01.556	70.64	1.425	14:21:46.108	
6 -	36.866	24.256	1:01.122 (3)	71.14	0.991	14:22:47.230	
7 -	38.522	23.439	1:01.961	70.18	1.830	14:23:49.191	
8 -	37.650	23.555	1:01.205	71.04	1.074	14:24:50.396	
9 -	35.454	24.677	1:00.131 (1)	72.31		14:25:50.527	

P15 45 C		John FORTEY (R)		Suzuki -			
IDEAL LAP TIME : 59.124		BEST LAP TIME : 59.317		DIFFERENCE : 0.193			
LAP	SECTOR 1	SECTOR 2	LAP TIME	MPH	DIFF	TIME OF DAY	
1 -		26.564	1:15.958	57.24	16.641	14:17:42.486	
2 -	38.943	25.206	1:04.149	67.78	4.832	14:18:46.635	
3 -	39.278	24.541	1:03.819	68.13	4.502	14:19:50.454	
4 -	36.688	23.516	1:00.204	72.23	0.887	14:20:50.658	
5 -	36.821	23.477	1:00.298	72.11	0.981	14:21:50.956	
6 -	35.859	23.458	59.317 (1)	73.31		14:22:50.273	
7 -	36.261	23.265	59.526 (2)	73.05	0.209	14:23:49.799	
8 -	37.138	23.970	1:01.108	71.16	1.791	14:24:50.907	
9 -	36.299	23.792	1:00.091 (3)	72.36	0.774	14:25:50.998	

P16 373 C		Robert PRICE (R)		Suzuki -			
IDEAL LAP TIME : 1:00.748		BEST LAP TIME : 1:01.238		DIFFERENCE : 0.490			
LAP	SECTOR 1	SECTOR 2	LAP TIME	MPH	DIFF	TIME OF DAY	
1 -		25.162	1:10.676	61.52	9.438	14:17:37.204	
2 -	38.097	24.493	1:02.590	69.47	1.352	14:18:39.794	
3 -	38.837	24.672	1:03.509	68.47	2.271	14:19:43.303	
4 -	37.541	24.143	1:01.684 (3)	70.49	0.446	14:20:44.987	
5 -	37.766	24.460	1:02.226	69.88	0.988	14:21:47.213	
6 -	38.309	24.057	1:02.366	69.72	1.128	14:22:49.579	
7 -	37.575	23.863	1:01.438 (2)	70.78	0.200	14:23:51.017	
8 -	36.885	24.353	1:01.238 (1)	71.01		14:24:52.255	
9 -	37.538	24.154	1:01.692	70.48	0.454	14:25:53.947	

P17 143 C		Robert DAVIE		Suzuki -			
IDEAL LAP TIME : 1:00.503		BEST LAP TIME : 1:00.816		DIFFERENCE : 0.313			
LAP	SECTOR 1	SECTOR 2	LAP TIME	MPH	DIFF	TIME OF DAY	
1 -		25.092	1:12.081	60.32	11.265	14:17:38.609	
2 -	38.641	23.678	1:02.319	69.77	1.503	14:18:40.928	
3 -	38.591	24.694	1:03.285	68.71	2.469	14:19:44.213	
4 -	38.034	23.693	1:01.727 (3)	70.44	0.911	14:20:45.940	
5 -	38.007	23.903	1:01.910	70.24	1.094	14:21:47.850	
6 -	37.396	23.420	1:00.816 (1)	71.50		14:22:48.666	
7 -	37.739	24.521	1:02.260	69.84	1.444	14:23:50.926	
8 -	37.083	24.642	1:01.725 (2)	70.45	0.909	14:24:52.651	
9 -	38.243	23.844	1:02.087	70.04	1.271	14:25:54.738	

P18 33 C		Peter PARAPANOS (R)		Honda -			
IDEAL LAP TIME : 1:02.137		BEST LAP TIME : 1:02.485		DIFFERENCE : 0.348			
LAP	SECTOR 1	SECTOR 2	LAP TIME	MPH	DIFF	TIME OF DAY	
1 -		26.541	1:15.592	57.52	13.107	14:17:42.120	
2 -	38.521	25.683	1:04.204	67.73	1.719	14:18:46.324	

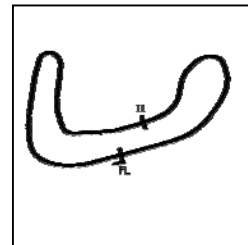
Weather / Track : Cloudy / Dry

Brands Hatch Indy
Circuit Length = 1.2079 miles
Start: 14:16 Flag 14:25 End: 14:26

BMCRC - MRO Championships 2019 - Rnd 1 @ Brands Hatch Indy

BMCRC Thunderbike Sport

RACE 10 - Groups B & C - SECTOR ANALYSIS



SECTOR 1 = FL to I1, SECTOR 2 = I1 to FL, DIFF = Difference To Personal Best Lap, P = Crossed Finish Line in Pit Lane, D = Time Disallowed

3 -	38.524	25.483	1:04.007	67.93	1.522	14:19:50.331
4 -	37.935	24.922	1:02.857 (3)	69.18	0.372	14:20:53.188
5 -	37.578	24.907	1:02.485 (1)	69.59		14:21:55.673
6 -	38.467	25.940	1:04.407	67.51	1.922	14:23:00.080
7 -	38.834	24.766	1:03.600	68.37	1.115	14:24:03.680
8 -	37.658	25.276	1:02.934	69.09	0.449	14:25:06.614
9 -	38.242	24.559	1:02.801 (2)	69.24	0.316	14:26:09.415

P19 22 B Matthew MAY			Honda - Tliehurst Glass Racing			
IDEAL LAP TIME : 1:02.957		BEST LAP TIME : 1:03.245	DIFFERENCE : 0.288			

LAP	SECTOR 1	SECTOR 2	LAP TIME	MPH	DIFF	TIME OF DAY
1 -		26.203	1:13.839	58.89	10.594	14:17:40.367
2 -	39.738	26.040	1:05.778	66.11	2.533	14:18:46.145
3 -	39.578	25.987	1:05.565	66.32	2.320	14:19:51.710
4 -	38.801	26.145	1:04.946	66.95	1.701	14:20:56.656
5 -	39.064	25.952	1:05.016	66.88	1.771	14:22:01.672
6 -	38.716	25.759	1:04.475 (3)	67.44	1.230	14:23:06.147
7 -	39.090	25.496	1:04.586	67.33	1.341	14:24:10.733
8 -	37.960	25.285	1:03.245 (1)	68.75		14:25:13.978
9 -	38.358	24.997	1:03.355 (2)	68.63	0.110	14:26:17.333

P20 101 B Glen TRIPP			Honda - yaki too racing			
IDEAL LAP TIME : 1:02.852		BEST LAP TIME : 1:02.968	DIFFERENCE : 0.116			

LAP	SECTOR 1	SECTOR 2	LAP TIME	MPH	DIFF	TIME OF DAY
1 -		26.188	1:14.204	58.60	11.236	14:17:40.732
2 -	40.498	25.838	1:06.336	65.55	3.368	14:18:47.068
3 -	39.531	25.558	1:05.089	66.81	2.121	14:19:52.157
4 -	39.372	25.681	1:05.053	66.84	2.085	14:20:57.210
5 -	39.483	25.594	1:05.077	66.82	2.109	14:22:02.287
6 -	39.011	25.760	1:04.771	67.13	1.803	14:23:07.058
7 -	38.913	25.157	1:04.070 (3)	67.87	1.102	14:24:11.128
8 -	38.042	25.228	1:03.270 (2)	68.73	0.302	14:25:14.398
9 -	38.158	24.810	1:02.968 (1)	69.06		14:26:17.366

P21 21 C Taylor SHORES (R)			Yamaha -			
IDEAL LAP TIME : 1:03.456		BEST LAP TIME : 1:03.564	DIFFERENCE : 0.108			

LAP	SECTOR 1	SECTOR 2	LAP TIME	MPH	DIFF	TIME OF DAY
1 -		26.937	1:15.865	57.32	12.301	14:17:42.393
2 -	39.723	25.595	1:05.318	66.57	1.754	14:18:47.711
3 -	39.349	25.495	1:04.844	67.06	1.280	14:19:52.555
4 -	39.431	25.625	1:05.056	66.84	1.492	14:20:57.611
5 -	38.597	25.777	1:04.374	67.55	0.810	14:22:01.985
6 -	39.088	25.504	1:04.592	67.32	1.028	14:23:06.577
7 -	38.133	25.572	1:03.705 (3)	68.26	0.141	14:24:10.282
8 -	38.067	25.563	1:03.630 (2)	68.34	0.066	14:25:13.912
9 -	38.175	25.389	1:03.564 (1)	68.41		14:26:17.476

P22 196 C Emma PETERSON (R)			Yamaha - Plus racing gear, Helmet city Chichester, WG Tyres B			
IDEAL LAP TIME : 1:02.768		BEST LAP TIME : 1:03.298	DIFFERENCE : 0.530			

LAP	SECTOR 1	SECTOR 2	LAP TIME	MPH	DIFF	TIME OF DAY
1 -		26.226	1:17.543	56.07	14.245	14:17:44.071
2 -	40.530	25.830	1:06.360	65.53	3.062	14:18:50.431
3 -	38.925	25.257	1:04.182	67.75	0.884	14:19:54.613
4 -	39.400	25.200	1:04.600	67.31	1.302	14:20:59.213
5 -	38.833	24.721	1:03.554 (2)	68.42	0.256	14:22:02.767
6 -	39.847	25.302	1:05.149	66.74	1.851	14:23:07.916
7 -	39.441	24.531	1:03.972 (3)	67.97	0.674	14:24:11.888
8 -	38.237	25.061	1:03.298 (1)	68.70		14:25:15.186
9 -	38.886	25.254	1:04.140	67.79	0.842	14:26:19.326

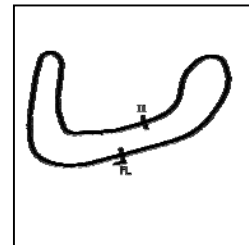
Weather / Track : Cloudy / Dry

Brands Hatch Indy
Circuit Length = 1.2079 miles
Start: 14:16 Flag 14:25 End: 14:26

BMCRC - MRO Championships 2019 - Rnd 1 @ Brands Hatch Indy

BMCRC Thunderbike Sport

RACE 10 - Groups B & C - SECTOR ANALYSIS



SECTOR 1 = FL to I1, SECTOR 2 = I1 to FL, DIFF = Difference To Personal Best Lap, P = Crossed Finish Line in Pit Lane, D = Time Disallowed

P23		9 B		Karl COONEY		Kawasaki - Me, Myself and I	
IDEAL LAP TIME : 1:01.417		BEST LAP TIME : 1:01.417		DIFFERENCE : 0.000			
LAP	SECTOR 1	SECTOR 2	LAP TIME	MPH	DIFF	TIME OF DAY	
1 -		25.997	1:15.777	57.38	14.360	14:17:42.305	
2 -	38.850	25.587	1:04.437 (2)	67.48	3.020	14:18:46.742	
3 -	37.389	24.028	1:01.417 (1)	70.80		14:19:48.159	

BMCRC - MRO Championships 2019 - Rnd 1 @ Brands Hatch Indy

BMCRC Thunderbike Sport

RACE 10 - Groups B & C - BEST SECTORS

SECTOR 1			SECTOR 2			IDEAL / BEST COMPARISON						
POS	NO	NAME	TIME	NO	NAME	TIME	POS	NO	NAME	IDEAL	BEST	DIFF
									PERFECT LAP	54.001		
1	666	BEASLEY	32.855	72	MILLER	21.146	1	72	MILLER	54.029	54.029	0.000
2	72	MILLER	32.883	666	BEASLEY	21.429	2	666	BEASLEY	54.284	54.332	0.048
3	104	ROBINSON (R)	32.914	261	BENN (R)	21.480	3	104	ROBINSON (R)	54.452	54.565	0.113
4	261	BENN (R)	33.148	104	ROBINSON (R)	21.538	4	261	BENN (R)	54.628	54.804	0.176
5	54	JAMISON	33.189	54	JAMISON	21.935	5	54	JAMISON	55.124	55.124	0.000
6	84	BRANCO	33.275	84	BRANCO	21.959	6	84	BRANCO	55.234	55.395	0.161
7	51	BEESLEY	34.417	66	SMITH	22.278	7	66	SMITH	56.819	56.954	0.135
8	66	SMITH	34.541	37	WOODS	22.340	8	51	BEESLEY	57.092	57.160	0.068
9	624	FEDRICK (R)	34.543	85	KITE	22.557	9	37	WOODS	57.172	57.172	0.000
10	37	WOODS	34.832	51	BEESLEY	22.675	10	624	FEDRICK (R)	57.285	57.662	0.377
11	481	KEULDER	35.045	481	KEULDER	22.723	11	85	KITE	57.665	57.701	0.036
12	85	KITE	35.108	624	FEDRICK (R)	22.742	12	481	KEULDER	57.768	57.814	0.046
13	119	WHITING (R)	35.454	45	FORTEY (R)	23.265	13	119	WHITING (R)	58.893	1:00.131	1.238
14	45	FORTEY (R)	35.859	143	DAVIE	23.420	14	45	FORTEY (R)	59.124	59.317	0.193
15	16	LANSDELL	36.386	119	WHITING (R)	23.439	15	16	LANSDELL	1:00.045	1:00.192	0.147
16	373	PRICE (R)	36.885	16	LANSDELL	23.659	16	143	DAVIE	1:00.503	1:00.816	0.313
17	143	DAVIE	37.083	373	PRICE (R)	23.863	17	373	PRICE (R)	1:00.748	1:01.238	0.490
18	9	COONEY	37.389	9	COONEY	24.028	18	9	COONEY	1:01.417	1:01.417	0.000
19	33	PARAPANOS (R)	37.578	196	PETERSON (R)	24.531	19	33	PARAPANOS (R)	1:02.137	1:02.485	0.348
20	22	MAY	37.960	33	PARAPANOS (R)	24.559	20	196	PETERSON (R)	1:02.768	1:03.298	0.530
21	101	TRIPP	38.042	101	TRIPP	24.810	21	101	TRIPP	1:02.852	1:02.968	0.116
22	21	SHORES (R)	38.067	22	MAY	24.997	22	22	MAY	1:02.957	1:03.245	0.288
23	196	PETERSON (R)	38.237	21	SHORES (R)	25.389	23	21	SHORES (R)	1:03.456	1:03.564	0.108

Weather / Track : Cloudy / Dry

Results can be found at www.tsl-timing.com

Brands Hatch Indy
Circuit Length = 1.2079 miles
Start: 14:16 Flag 14:25 End: 14:26

Printed - 14:28 Sunday, 10 March 2019

BMCRC - MRO Championships 2019 - Rnd 1 @ Brands Hatch Indy



BMCRC Thunderbike Sport

RACE 17 - Groups A & C - GRID (10 Laps)

ROW 12				34	191 James SEATH		
ROW 11		33	333 Andrew HOUGHTON	32	205 Simon HOLDEN (R)	31	185 James ROBINSON
ROW 10	30	133 Carl JOHNSTONE	29	117 Jordan HARRIS	28	24 Harley GODZISZ	
ROW 9		27	17 Tommy DOWNES (R)	26	99 Michael SIMMONS	25	89 Zi JONES
ROW 8	24	75 Stewart MAY	23	10 Bradley ROBINSON	22	21 Taylor SHORES (R)	1:03.564
ROW 7			21	196 Emma PETERSON (R)	20	33 Peter PARAPANOS (R)	1:02.485 1:01.238
ROW 6	18	143 Robert DAVIE	17	119 Aaron WHITING (R)	16	45 John FORTEY (R)	1:00.816 59.317
ROW 5			15	481 Clinton KEULDER	14	624 Matthew FEDRICK (R)	57.814 57.662 57.362
ROW 4	12	52 Gary JARMAN	11	28 Matthew LAWSON	10	50 Paul ROBSON	57.080 55.029 54.942
ROW 3			9	13 Wil GREEN	8	261 Michael BENN (R)	54.869 54.804 54.565
ROW 2	6	48 Shaun WALLIS	5	93 Jack WALLIS	4	73 Vincent LEWIN	54.232 54.225 54.166
ROW 1			3	961 Jack SIM	2	47 Thomas WATSON	53.714 52.561 52.158
					1	74 Daniel SINGLETON	Pole

Brands Hatch Indy
Circuit Length = 1.2079 miles

These results are provisional until the conclusion of any judicial and technical matters.

Clerk Of Course :		Timekeeper :
-------------------	--	--------------

Results can be found at www.tsl-timing.com

Printed - 14:35 Sunday, 10 March 2019



BMCRC - MRO Championships 2019 - Rnd 1 @ Brands Hatch Indy

BMCRC Thunderbike Sport

RACE 17 - Groups A & C - CLASSIFICATION

POS	NO	CL	PIC NAME	ENTRY	LAPS	TIME	GAP	DIFF	MPH	BEST	ON
1	961	A	1 Jack SIM	Yamaha -	10	9:02.003			80.23	53.294	3
2	47	A	2 Thomas WATSON	Yamaha - Motorsportdays.com TEA Time Racing	10	9:02.167	0.164	0.164	80.20	52.530	10
3	48	A	3 Shaun WALLIS	Yamaha - Watling Tyres	10	9:03.043	1.040	0.876	80.07	53.022	3
4	93	A	4 Jack WALLIS	Yamaha - Watling Tyres	10	9:14.999	12.996	11.956	78.35	54.330	8
5	104	C	1 Alex ROBINSON (R)	Honda - Boa	10	9:15.365	13.362	0.366	78.30	53.709	9
6	50	A	5 Paul ROBSON	Yamaha - RBProperty services & Environment Light	10	9:17.259	15.256	1.894	78.03	54.567	3
7	73	A	6 Vincent LEWIN	Suzuki - VINITWINRACING.CO.UK	10	9:18.070	16.067	0.811	77.92	54.619	3
8	13	A	7 Wil GREEN	Suzuki - Faith Fueled Racing	10	9:22.453	20.450	4.383	77.31	54.870	4
9	28	A	8 Matthew LAWSON	Ducati -	10	9:27.448	25.445	4.995	76.63	55.074	10
10	191	A	9 James SEATH	Kawasaki - Ovenden Earthmoving	10	9:35.110	33.107	7.662	75.61	54.865	5
11	185	C	2 James ROBINSON	Kawasaki - claire palastanga ceramics	10	9:35.298	33.295	0.188	75.58	55.394	10
12	42	A	10 Scott MILLER	Yamaha - Autoenhance colchester	10	9:44.661	42.658	9.363	74.37	56.647	9
13	624	C	3 Matthew FEDRICK (R)	Yamaha - Matthew Fedrick farriers ltd	10	9:48.292	46.289	3.631	73.91	56.932	4
14	481	C	4 Clinton KEULDER	Yamaha - My wife	9	9:09.230	1 Lap	1 Lap	71.25	58.955	7
15	45	C	5 John FORTEY (R)	Suzuki -	9	9:11.165	1 Lap	1.935	71.00	58.871	9
16	373	C	6 Robert PRICE (R)	Suzuki -	9	9:14.974	1 Lap	3.809	70.52	59.220	9
17	143	C	7 Robert DAVIE	Suzuki -	9	9:15.679	1 Lap	0.705	70.43	59.015	9
18	33	C	8 Peter PARAPANOS (R)	Honda -	9	9:34.094	1 Lap	18.415	68.17	1:01.771	7
19	21	C	9 Taylor SHORES (R)	Yamaha -	9	9:34.244	1 Lap	0.150	68.15	1:01.329	9
20	196	C	10 Emma PETERSON (R)	Yamaha - Plus racing gear, Helmet city Chichester,	9	9:44.053	1 Lap	9.809	67.01	1:02.098	9

NOT CLASSIFIED

DNF	74	A	Daniel SINGLETON	Honda - Bambino Developments Racing	3	2:43.724	7 Laps	6 Laps	79.68	52.498	3
DNF	119	C	Aaron WHITING (R)	Yamaha - Whiting Rail Ltd	2	2:10.863	8 Laps	1 Lap	66.46	1:00.574	2
DQ	261 *	C	Michael BENN (R)	Yamaha - Michael Benn Plumbing and Heating	0						

FASTEST LAP

	74	A	Daniel SINGLETON	Honda - Bambino Developments Racing	3	52.498		82.83 mph	133.30 kph		
	104	C	Alex ROBINSON (R)	Honda - Boa	9	53.709		80.96 mph	130.30 kph		

No. 261 – Disqualified from race result, failing post-race technical

Class A - 92.5% of Race Speed = 74.21 mph

Class C - 92.5% of Race Speed = 72.42 mph

Brands Hatch Indy

Circuit Length = 1.2079 miles

Start: 16:03 Flag 16:12 End: 16:13

Weather / Track : Cloudy / Dry

These results are provisional until the conclusion of any judicial and technical matters.

Clerk Of Course :	Timekeeper :
-------------------	--------------

Results can be found at www.tsl-timing.com

Printed - 16:38 Sunday, 10 March 2019



BMCRC - MRO Championships 2019 - Rnd 1 @ Brands Hatch Indy

BMCRC Thunderbike Sport

RACE 17 - Groups A & C - LAP CHART

LAP 1 @ 16:04:34.179

NO	BEHIND	LAP TIME
74		57.935
961	0.923	58.858
47	1.176	59.111
48	2.154	1:00.089
261	3.141	1:01.076
93	4.013	1:01.948
73	4.406	1:02.341
50	4.586	1:02.521
104	4.718	1:02.653
13	5.678	1:03.613
42	7.272	1:05.207
28	7.750	1:05.685
624	7.794	1:05.729
185	8.709	1:06.644
373	10.975	1:08.910
143	11.208	1:09.143
191	11.908	1:09.843
45	11.985	1:09.920
119	12.354	1:10.289
33	13.670	1:11.605
481	15.494	1:13.429
21	15.575	1:13.510
196	16.531	1:14.466

LAP 2 @ 16:05:27.470

NO	BEHIND	LAP TIME
74		53.291
961	1.535	53.903
47	1.903	54.018
48	2.397	53.534
261	4.389	54.539
93	5.803	55.081
73	6.251	55.136
50	6.489	55.194
104	6.630	55.203
13	8.189	55.802
28	10.731	56.272
42	12.355	58.374
624	12.768	58.265
185	13.093	57.675
191	15.661	57.044
373	18.865	1:01.181
119	19.637	1:00.574
45	19.779	1:01.085
143	20.028	1:02.111
481	22.243	1:00.040
33	23.176	1:02.797
21	25.834	1:03.550
196	26.769	1:03.529

LAP 3 @ 16:06:19.968

NO	BEHIND	LAP TIME
74		52.498
961	2.331	53.294
47	2.716	53.311
48	2.921	53.022
261	6.926	55.035
93	7.797	54.492
73	8.372	54.619
50	8.558	54.567
104	8.779	54.647

13	10.763	55.072
28	13.353	55.120
185	16.767	56.172
42	18.432	58.575
624	18.613	58.343
191	18.638	55.475
373	27.302	1:00.935
45	27.718	1:00.437
143	28.477	1:00.947
481	29.500	59.755
33	33.298	1:02.620
21	36.625	1:03.289
196	38.188	1:03.917

LAP 4 @ 16:07:15.915

NO	BEHIND	LAP TIME
961		53.616
47	0.230	53.461
48	0.525	53.551
261	6.295	55.316
93	6.739	54.889
73	7.272	54.847
50	7.385	54.774
104	7.661	54.829
13	9.686	54.870
28	13.141	55.735
185	18.404	57.584
191	19.321	56.630
624	19.598	56.932
42	20.939	58.454
373	32.931	1:01.576
45	33.290	1:01.519
481	33.478	59.925
143	34.192	1:01.662
33	39.839	1:02.488
21	44.515	1:03.837
196	46.654	1:04.413

LAP 5 @ 16:08:09.318

NO	BEHIND	LAP TIME
961		53.403
47	0.173	53.346
48	0.559	53.437
261	7.885	54.993
93	8.308	54.972
73	8.910	55.041
50	8.963	54.981
104	9.047	54.789
13	11.435	55.152
28	15.751	56.013
191	20.783	54.865
185	21.438	56.437
624	24.298	58.103
42	25.065	57.529
481	39.176	59.101
45	40.126	1:00.239
373	40.928	1:01.400
143	41.294	1:00.505
33	49.954	1:03.518

LAP 6 @ 16:09:03.187

NO	BEHIND	LAP TIME
961		53.869

47	0.113	53.809
48	0.275	53.585
21	1 Lap	1:03.364
196	1 Lap	1:03.300
261	9.074	55.058
93	9.250	54.811
50	9.927	54.833
104	9.973	54.795
73	10.576	55.535
13	12.488	54.922
28	17.439	55.557
191	22.737	55.823
185	23.797	56.228
624	28.588	58.159
42	28.910	57.714
481	45.030	59.723
45	45.942	59.685
143	48.221	1:00.796
373	48.357	1:01.298

LAP 7 @ 16:09:56.795

NO	BEHIND	LAP TIME
961		53.608
47	0.302	53.797
48	0.500	53.833
33	1 Lap	1:02.835
21	1 Lap	1:02.007
93	11.139	55.497
261	11.483	56.017
104	11.827	55.462
50	12.002	55.683
73	12.314	55.346
13	14.845	55.965
196	1 Lap	1:06.034
28	19.922	56.091
191	24.877	55.748
185	26.392	56.203
624	32.908	57.928
42	33.146	57.844
481	50.377	58.955
45	51.375	59.041

LAP 8 @ 16:10:50.494

NO	BEHIND	LAP TIME
961		53.699
47	0.380	53.777
48	0.703	53.902
373	1 Lap	1:00.529
143	1 Lap	1:01.091
93	11.770	54.330
104	12.704	54.576
261	13.088	55.304
50	13.327	55.024
33	1 Lap	1:01.771
73	13.689	55.074
13	16.365	55.219
21	1 Lap	1:01.370
28	22.245	56.022
196	1 Lap	1:03.375
191	26.789	55.611
185	28.630	55.937
42	37.062	57.615
624	37.495	58.286

LAP 9 @ 16:11:44.740

NO	BEHIND	LAP TIME
961		54.246
47	1.141	55.007
48	1.258	54.801
481	1 Lap	59.095
45	1 Lap	1:00.368
373	1 Lap	59.925
143	1 Lap	1:00.409
93	12.064	54.540
104	12.167	53.709
261	13.338	54.496
50	13.953	54.872
73	14.778	55.335
13	17.616	55.497
33	1 Lap	1:03.108
28	23.878	55.879
21	1 Lap	1:01.988
191	31.073	58.530
185	31.408	57.024
196	1 Lap	1:02.921
42	39.463	56.647
624	41.806	58.557

LAP 10 @ 16:12:38.247

NO	BEHIND	LAP TIME
961		53.507
47	0.164	52.530
48	1.040	53.289
481	1 Lap	59.207
45	1 Lap	58.871
373	1 Lap	59.220
93	12.996	54.439
104	13.362	54.702
143	1 Lap	59.015
261	14.934	55.103
50	15.256	54.810
73	16.067	54.796
13	20.450	56.341
28	25.445	55.074
33	1 Lap	1:03.352
21	1 Lap	1:01.329
191	33.107	55.541
185	33.295	55.394
196	1 Lap	1:02.098
42	42.658	56.702
624	46.289	57.990

Weather / Track : Cloudy / Dry

Results can be found at www.tsl-timing.com

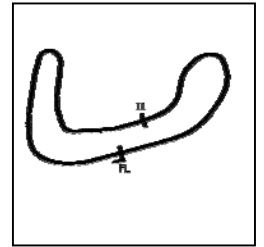
Brands Hatch Indy
Circuit Length = 1.2079 miles
Start: 16:03 Flag 16:12 End: 16:13

Printed - 16:15 Sunday, 10 March 2019

BMCRC - MRO Championships 2019 - Rnd 1 @ Brands Hatch Indy

BMCRC Thunderbike Sport

RACE 17 - Groups A & C - SECTOR ANALYSIS



SECTOR 1 = FL to I1, SECTOR 2 = I1 to FL, DIFF = Difference To Personal Best Lap, P = Crossed Finish Line in Pit Lane, D = Time Disallowed

P1 961 A Jack SIM			Yamaha -			
IDEAL LAP TIME : 53.029		BEST LAP TIME : 53.294		DIFFERENCE : 0.265		
LAP	SECTOR 1	SECTOR 2	LAP TIME	MPH	DIFF	TIME OF DAY
1 -		21.675	58.858	73.88	5.564	16:04:35.102
2 -	32.370	21.533	53.903	80.67	0.609	16:05:29.005
3 -	32.015	21.279	53.294 (1)	81.59		16:06:22.299
4 -	32.142	21.474	53.616	81.10	0.322	16:07:15.915
5 -	32.072	21.331	53.403 (2)	81.42	0.109	16:08:09.318
6 -	32.016	21.853	53.869	80.72	0.575	16:09:03.187
7 -	32.382	21.226	53.608	81.11	0.314	16:09:56.795
8 -	31.803	21.896	53.699	80.98	0.405	16:10:50.494
9 -			54.246	80.16	0.952	16:11:44.740
10 -			53.507 (3)	81.27	0.213	16:12:38.247

P2 47 A Thomas WATSON			Yamaha - Motorsportdays.com TEA Time Racing			
IDEAL LAP TIME : 52.925		BEST LAP TIME : 52.530		DIFFERENCE : -0.395		
LAP	SECTOR 1	SECTOR 2	LAP TIME	MPH	DIFF	TIME OF DAY
1 -		21.468	59.111	73.56	6.581	16:04:35.355
2 -	32.603	21.415	54.018	80.50	1.488	16:05:29.373
3 -	31.988	21.323	53.311 (2)	81.57	0.781	16:06:22.684
4 -	32.129	21.332	53.461	81.34	0.931	16:07:16.145
5 -	32.265	21.081	53.346 (3)	81.51	0.816	16:08:09.491
6 -	32.131	21.678	53.809	80.81	1.279	16:09:03.300
7 -	32.730	21.067	53.797	80.83	1.267	16:09:57.097
8 -	31.858	21.919	53.777	80.86	1.247	16:10:50.874
9 -			55.007	79.05	2.477	16:11:45.881
10 -			52.530 (1)	82.78		16:12:38.411

P3 48 A Shaun WALLIS			Yamaha - Walling Tyres			
IDEAL LAP TIME : 52.940		BEST LAP TIME : 53.022		DIFFERENCE : 0.082		
LAP	SECTOR 1	SECTOR 2	LAP TIME	MPH	DIFF	TIME OF DAY
1 -		21.383	1:00.089	72.36	7.067	16:04:36.333
2 -	32.244	21.290	53.534	81.23	0.512	16:05:29.867
3 -	31.896	21.126	53.022 (1)	82.01		16:06:22.889
4 -	32.310	21.241	53.551	81.20	0.529	16:07:16.440
5 -	32.366	21.071	53.437 (3)	81.37	0.415	16:08:09.877
6 -	32.055	21.530	53.585	81.15	0.563	16:09:03.462
7 -	32.789	21.044	53.833	80.77	0.811	16:09:57.295
8 -	32.045	21.857	53.902	80.67	0.880	16:10:51.197
9 -			54.801	79.35	1.779	16:11:45.998
10 -			53.289 (2)	81.60	0.267	16:12:39.287

P4 93 A Jack WALLIS			Yamaha - Walling Tyres			
IDEAL LAP TIME : 53.998		BEST LAP TIME : 54.330		DIFFERENCE : 0.332		
LAP	SECTOR 1	SECTOR 2	LAP TIME	MPH	DIFF	TIME OF DAY
1 -		22.265	1:01.948	70.19	7.618	16:04:38.192
2 -	33.481	21.600	55.081	78.94	0.751	16:05:33.273
3 -	32.951	21.541	54.492 (3)	79.80	0.162	16:06:27.765
4 -	33.330	21.559	54.889	79.22	0.559	16:07:22.654
5 -	33.466	21.506	54.972	79.10	0.642	16:08:17.626
6 -	33.276	21.535	54.811	79.33	0.481	16:09:12.437
7 -	33.672	21.825	55.497	78.35	1.167	16:10:07.934
8 -	32.492	21.838	54.330 (1)	80.04		16:11:02.264
9 -			54.540	79.73	0.210	16:11:56.804
10 -			54.439 (2)	79.88	0.109	16:12:51.243

P5 104 C Alex ROBINSON (R)			Honda - Boa			
IDEAL LAP TIME : 54.239		BEST LAP TIME : 53.709		DIFFERENCE : -0.530		
LAP	SECTOR 1	SECTOR 2	LAP TIME	MPH	DIFF	TIME OF DAY
1 -						
2 -						
3 -						
4 -						
5 -						
6 -						
7 -						
8 -						
9 -						
10 -						

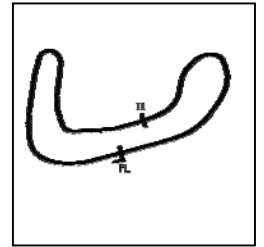
Weather / Track : Cloudy / Dry

Brands Hatch Indy
Circuit Length = 1.2079 miles
Start: 16:03 Flag 16:12 End: 16:13

BMCRC - MRO Championships 2019 - Rnd 1 @ Brands Hatch Indy

BMCRC Thunderbike Sport

RACE 17 - Groups A & C - SECTOR ANALYSIS



SECTOR 1 = FL to I1, SECTOR 2 = I1 to FL, DIFF = Difference To Personal Best Lap, P = Crossed Finish Line in Pit Lane, D = Time Disallowed

Lap	Time	Diff	MPH	Time of Day		
1 -	22.011		1:02.653	69.40	8.944	16:04:38.897
2 -	33.606	21.597	55.203	78.77	1.494	16:05:34.100
3 -	33.255	21.392	54.647 (3)	79.57	0.938	16:06:28.747
4 -	33.272	21.557	54.829	79.31	1.120	16:07:23.576
5 -	33.331	21.458	54.789	79.37	1.080	16:08:18.365
6 -	33.254	21.541	54.795	79.36	1.086	16:09:13.160
7 -	33.465	21.997	55.462	78.40	1.753	16:10:08.622
8 -	32.847	21.729	54.576 (2)	79.67	0.867	16:11:03.198
9 -			53.709 (1)	80.96		16:11:56.907
10 -			54.702	79.49	0.993	16:12:51.609

P6	261 C	Michael BENN (R)	Yamaha - Michael Benn Plumbing and Heating		
IDEAL LAP TIME :	54.539	BEST LAP TIME :	54.496	DIFFERENCE :	-0.043

LAP	SECTOR 1	SECTOR 2	LAP TIME	MPH	DIFF	TIME OF DAY
1 -		21.497	1:01.076	71.19	6.580	16:04:37.320
2 -	33.163	21.376	54.539 (2)	79.73	0.043	16:05:31.859
3 -	33.417	21.618	55.035	79.01	0.539	16:06:26.894
4 -	33.773	21.543	55.316	78.61	0.820	16:07:22.210
5 -	33.471	21.522	54.993 (3)	79.07	0.497	16:08:17.203
6 -	33.378	21.680	55.058	78.98	0.562	16:09:12.261
7 -	33.982	22.035	56.017	77.63	1.521	16:10:08.278
8 -	33.350	21.954	55.304	78.63	0.808	16:11:03.582
9 -			54.496 (1)	79.79		16:11:58.078
10 -			55.103	78.91	0.607	16:12:53.181

P7	50 A	Paul ROBSON	Yamaha - RBProperty services & Environment Lighting		
IDEAL LAP TIME :	54.506	BEST LAP TIME :	54.567	DIFFERENCE :	0.061

LAP	SECTOR 1	SECTOR 2	LAP TIME	MPH	DIFF	TIME OF DAY
1 -		22.247	1:02.521	69.55	7.954	16:04:38.765
2 -	33.451	21.743	55.194	78.78	0.627	16:05:33.959
3 -	32.966	21.601	54.567 (1)	79.69		16:06:28.526
4 -	33.234	21.540	54.774 (2)	79.39	0.207	16:07:23.300
5 -	33.332	21.649	54.981	79.09	0.414	16:08:18.281
6 -	33.186	21.647	54.833	79.30	0.266	16:09:13.114
7 -	33.508	22.175	55.683	78.09	1.116	16:10:08.797
8 -	33.377	21.647	55.024	79.03	0.457	16:11:03.821
9 -			54.872	79.24	0.305	16:11:58.693
10 -			54.810 (3)	79.33	0.243	16:12:53.503

P8	73 A	Vincent LEWIN	Suzuki - VINITWINRACING.CO.UK		
IDEAL LAP TIME :	54.389	BEST LAP TIME :	54.619	DIFFERENCE :	0.230

LAP	SECTOR 1	SECTOR 2	LAP TIME	MPH	DIFF	TIME OF DAY
1 -		22.452	1:02.341	69.75	7.722	16:04:38.585
2 -	33.347	21.789	55.136	78.87	0.517	16:05:33.721
3 -	32.802	21.817	54.619 (1)	79.61		16:06:28.340
4 -	33.124	21.723	54.847 (3)	79.28	0.228	16:07:23.187
5 -	33.149	21.892	55.041	79.00	0.422	16:08:18.228
6 -	33.948	21.587	55.535	78.30	0.916	16:09:13.763
7 -	33.201	22.145	55.346	78.57	0.727	16:10:09.109
8 -	33.249	21.825	55.074	78.95	0.455	16:11:04.183
9 -			55.335	78.58	0.716	16:11:59.518
10 -			54.796 (2)	79.35	0.177	16:12:54.314

P9	13 A	Wil GREEN	Suzuki - Faith Fueled Racing		
IDEAL LAP TIME :	54.557	BEST LAP TIME :	54.870	DIFFERENCE :	0.313

LAP	SECTOR 1	SECTOR 2	LAP TIME	MPH	DIFF	TIME OF DAY
1 -		22.560	1:03.613	68.35	8.743	16:04:39.857
2 -	33.580	22.222	55.802	77.92	0.932	16:05:35.659
3 -	33.284	21.788	55.072 (3)	78.96	0.202	16:06:30.731
4 -	33.053	21.817	54.870 (1)	79.25		16:07:25.601

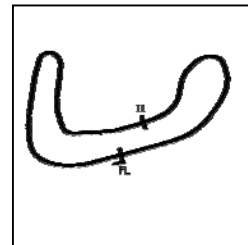
Weather / Track : Cloudy / Dry

Brands Hatch Indy
Circuit Length = 1.2079 miles
Start: 16:03 Flag 16:12 End: 16:13

BMCRC - MRO Championships 2019 - Rnd 1 @ Brands Hatch Indy

BMCRC Thunderbike Sport

RACE 17 - Groups A & C - SECTOR ANALYSIS



SECTOR 1 = FL to I1, SECTOR 2 = I1 to FL, DIFF = Difference To Personal Best Lap, P = Crossed Finish Line in Pit Lane, D = Time Disallowed

5 -	33.176	21.976	55.152	78.84	0.282	16:08:20.753
6 -	33.105	21.817	54.922 (2)	79.17	0.052	16:09:15.675
7 -	33.429	22.536	55.965	77.70	1.095	16:10:11.640
8 -	32.769	22.450	55.219	78.75	0.349	16:11:06.859
9 -			55.497	78.35	0.627	16:12:02.356
10 -			56.341	77.18	1.471	16:12:58.697

P10	28 A	Matthew LAWSON	Ducati -
IDEAL LAP TIME : 55.120		BEST LAP TIME : 55.074	DIFFERENCE : -0.046

LAP	SECTOR 1	SECTOR 2	LAP TIME	MPH	DIFF	TIME OF DAY
1 -		23.174	1:05.685	66.20	10.611	16:04:41.929
2 -	34.005	22.267	56.272	77.27	1.198	16:05:38.201
3 -	33.107	22.013	55.120 (2)	78.89	0.046	16:06:33.321
4 -	33.512	22.223	55.735	78.02	0.661	16:07:29.056
5 -	33.878	22.135	56.013	77.63	0.939	16:08:25.069
6 -	33.499	22.058	55.557 (3)	78.27	0.483	16:09:20.626
7 -	33.633	22.458	56.091	77.52	1.017	16:10:16.717
8 -	33.661	22.361	56.022	77.62	0.948	16:11:12.739
9 -			55.879	77.82	0.805	16:12:08.618
10 -			55.074 (1)	78.95		16:13:03.692

P11	191 A	James SEATH	Kawasaki - Ovenden Earthmoving
IDEAL LAP TIME : 54.823		BEST LAP TIME : 54.865	DIFFERENCE : 0.042

LAP	SECTOR 1	SECTOR 2	LAP TIME	MPH	DIFF	TIME OF DAY
1 -		25.096	1:09.843	62.26	14.978	16:04:46.087
2 -	34.364	22.680	57.044	76.23	2.179	16:05:43.131
3 -	33.327	22.148	55.475 (2)	78.38	0.610	16:06:38.606
4 -	34.336	22.294	56.630	76.78	1.765	16:07:35.236
5 -	32.686	22.179	54.865 (1)	79.26		16:08:30.101
6 -	33.470	22.353	55.823	77.89	0.958	16:09:25.924
7 -	33.390	22.358	55.748	78.00	0.883	16:10:21.672
8 -	33.474	22.137	55.611	78.19	0.746	16:11:17.283
9 -			58.530	74.29	3.665	16:12:15.813
10 -			55.541 (3)	78.29	0.676	16:13:11.354

P12	185 C	James ROBINSON	Kawasaki - claire palastanga ceramics
IDEAL LAP TIME : 55.803		BEST LAP TIME : 55.394	DIFFERENCE : -0.409

LAP	SECTOR 1	SECTOR 2	LAP TIME	MPH	DIFF	TIME OF DAY
1 -		22.767	1:06.644	65.25	11.250	16:04:42.888
2 -	34.852	22.823	57.675	75.39	2.281	16:05:40.563
3 -	33.532	22.640	56.172 (3)	77.41	0.778	16:06:36.735
4 -	34.506	23.078	57.584	75.51	2.190	16:07:34.319
5 -	33.648	22.789	56.437	77.05	1.043	16:08:30.756
6 -	33.529	22.699	56.228	77.33	0.834	16:09:26.984
7 -	33.596	22.607	56.203	77.37	0.809	16:10:23.187
8 -	33.663	22.274	55.937 (2)	77.74	0.543	16:11:19.124
9 -			57.024	76.25	1.630	16:12:16.148
10 -			55.394 (1)	78.50		16:13:11.542

P13	42 A	Scott MILLER	Yamaha - Autoenhance colchester
IDEAL LAP TIME : 57.344		BEST LAP TIME : 56.647	DIFFERENCE : -0.697

LAP	SECTOR 1	SECTOR 2	LAP TIME	MPH	DIFF	TIME OF DAY
1 -		23.287	1:05.207	66.68	8.560	16:04:41.451
2 -	35.397	22.977	58.374	74.49	1.727	16:05:39.825
3 -	35.587	22.988	58.575	74.23	1.928	16:06:38.400
4 -	35.568	22.886	58.454	74.39	1.807	16:07:36.854
5 -	34.852	22.677	57.529 (3)	75.58	0.882	16:08:34.383
6 -	34.667	23.047	57.714	75.34	1.067	16:09:32.097
7 -	34.941	22.903	57.844	75.17	1.197	16:10:29.941
8 -	34.936	22.679	57.615	75.47	0.968	16:11:27.556

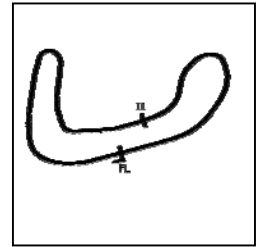
Weather / Track : Cloudy / Dry

Brands Hatch Indy
Circuit Length = 1.2079 miles
Start: 16:03 Flag 16:12 End: 16:13

BMCRC - MRO Championships 2019 - Rnd 1 @ Brands Hatch Indy

BMCRC Thunderbike Sport

RACE 17 - Groups A & C - SECTOR ANALYSIS



SECTOR 1 = FL to I1, SECTOR 2 = I1 to FL, DIFF = Difference To Personal Best Lap, P = Crossed Finish Line in Pit Lane, D = Time Disallowed

9 - **56.647 (1)** **76.76** **16:12:24.203**
 10 - 56.702 (2) 76.69 0.055 16:13:20.905

P14 624 C	Matthew FEDRICK (R)	Yamaha - Matthew Fedrick farriers ltd
IDEAL LAP TIME : 56.932	BEST LAP TIME : 56.932	DIFFERENCE : 0.000

LAP	SECTOR 1	SECTOR 2	LAP TIME	MPH	DIFF	TIME OF DAY
1 -		23.543	1:05.729	66.15	8.797	16:04:41.973
2 -	35.443	22.822	58.265	74.63	1.333	16:05:40.238
3 -	35.169	23.174	58.343	74.53	1.411	16:06:38.581
4 -	34.610	22.322	56.932 (1)	76.38		16:07:35.513
5 -	35.218	22.885	58.103	74.84	1.171	16:08:33.616
6 -			58.159	74.77	1.227	16:09:31.775
7 -	35.014	22.914	57.928 (2)	75.06	0.996	16:10:29.703
8 -	35.407	22.879	58.286	74.60	1.354	16:11:27.989
9 -			58.557	74.26	1.625	16:12:26.546
10 -			57.990 (3)	74.98	1.058	16:13:24.536

P15 481 C	Clinton KEULDER	Yamaha - My wife
IDEAL LAP TIME : 58.690	BEST LAP TIME : 58.955	DIFFERENCE : 0.265

LAP	SECTOR 1	SECTOR 2	LAP TIME	MPH	DIFF	TIME OF DAY
1 -		25.855	1:13.429	59.22	14.474	16:04:49.673
2 -	36.347	23.693	1:00.040	72.42	1.085	16:05:49.713
3 -	36.467	23.288	59.755	72.77	0.800	16:06:49.468
4 -	36.518	23.407	59.925	72.56	0.970	16:07:49.393
5 -	36.132	22.969	59.101 (3)	73.57	0.146	16:08:48.494
6 -	36.307	23.416	59.723	72.81	0.768	16:09:48.217
7 -	35.721	23.234	58.955 (1)	73.76		16:10:47.172
8 -			59.095 (2)	73.58	0.140	16:11:46.267
9 -			59.207	73.44	0.252	16:12:45.474

P16 45 C	John FORTEY (R)	Suzuki -
IDEAL LAP TIME : 58.950	BEST LAP TIME : 58.871	DIFFERENCE : -0.079

LAP	SECTOR 1	SECTOR 2	LAP TIME	MPH	DIFF	TIME OF DAY
1 -		24.263	1:09.920	62.19	11.049	16:04:46.164
2 -	37.365	23.720	1:01.085	71.18	2.214	16:05:47.249
3 -	36.284	24.153	1:00.437	71.95	1.566	16:06:47.686
4 -	37.753	23.766	1:01.519	70.68	2.648	16:07:49.205
5 -	36.616	23.623	1:00.239	72.18	1.368	16:08:49.444
6 -	36.562	23.123	59.685 (3)	72.85	0.814	16:09:49.129
7 -	35.827	23.214	59.041 (2)	73.65	0.170	16:10:48.170
8 -			1:00.368	72.03	1.497	16:11:48.538
9 -			58.871 (1)	73.86		16:12:47.409

P17 373 C	Robert PRICE (R)	Suzuki -
IDEAL LAP TIME : 1:00.040	BEST LAP TIME : 59.220	DIFFERENCE : -0.820

LAP	SECTOR 1	SECTOR 2	LAP TIME	MPH	DIFF	TIME OF DAY
1 -		24.367	1:08.910	63.10	9.690	16:04:45.154
2 -	37.121	24.060	1:01.181	71.07	1.961	16:05:46.335
3 -	36.649	24.286	1:00.935	71.36	1.715	16:06:47.270
4 -	37.537	24.039	1:01.576	70.62	2.356	16:07:48.846
5 -	37.668	23.732	1:01.400	70.82	2.180	16:08:50.246
6 -	37.359	23.939	1:01.298	70.94	2.078	16:09:51.544
7 -	36.308	24.221	1:00.529 (3)	71.84	1.309	16:10:52.073
8 -			59.925 (2)	72.56	0.705	16:11:51.998
9 -			59.220 (1)	73.43		16:12:51.218

P18 143 C	Robert DAVIE	Suzuki -
IDEAL LAP TIME : 59.946	BEST LAP TIME : 59.015	DIFFERENCE : -0.931

LAP	SECTOR 1	SECTOR 2	LAP TIME	MPH	DIFF	TIME OF DAY
-----	----------	----------	----------	-----	------	-------------

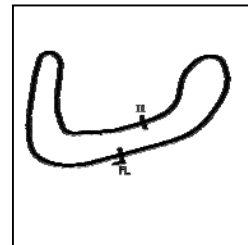
Weather / Track : Cloudy / Dry

Brands Hatch Indy
 Circuit Length = 1.2079 miles
 Start: 16:03 Flag 16:12 End: 16:13

BMCRC - MRO Championships 2019 - Rnd 1 @ Brands Hatch Indy

BMCRC Thunderbike Sport

RACE 17 - Groups A & C - SECTOR ANALYSIS



SECTOR 1 = FL to I1, SECTOR 2 = I1 to FL, DIFF = Difference To Personal Best Lap, P = Crossed Finish Line in Pit Lane, D = Time Disallowed

1 -		24.427	1:09.143	62.89	10.128	16:04:45.387
2 -	38.153	23.958	1:02.111	70.01	3.096	16:05:47.498
3 -	37.733	23.214	1:00.947	71.35	1.932	16:06:48.445
4 -	37.627	24.035	1:01.662	70.52	2.647	16:07:50.107
5 -	37.143	23.362	1:00.505 (3)	71.87	1.490	16:08:50.612
6 -	37.108	23.688	1:00.796	71.52	1.781	16:09:51.408
7 -	36.732	24.359	1:01.091	71.18	2.076	16:10:52.499
8 -			1:00.409 (2)	71.98	1.394	16:11:52.908
9 -			59.015 (1)	73.68		16:12:51.923

P19 33 C Peter PARAPANOS (R)			Honda -			
IDEAL LAP TIME : 1:01.633		BEST LAP TIME : 1:01.771	DIFFERENCE : 0.138			
LAP	SECTOR 1	SECTOR 2	LAP TIME	MPH	DIFF	TIME OF DAY
1 -		25.273	1:11.605	60.72	9.834	16:04:47.849
2 -	37.583	25.214	1:02.797	69.24	1.026	16:05:50.646
3 -	37.824	24.796	1:02.620 (3)	69.44	0.849	16:06:53.266
4 -	37.651	24.837	1:02.488 (2)	69.59	0.717	16:07:55.754
5 -	38.285	25.233	1:03.518	68.46	1.747	16:08:59.272
6 -	38.308	24.527	1:02.835	69.20	1.064	16:10:02.107
7 -	37.106	24.665	1:01.771 (1)	70.39		16:11:03.878
8 -			1:03.108	68.90	1.337	16:12:06.986
9 -			1:03.352	68.64	1.581	16:13:10.338

P20 21 C Taylor SHORES (R)			Yamaha -			
IDEAL LAP TIME : 1:01.370		BEST LAP TIME : 1:01.329	DIFFERENCE : -0.041			
LAP	SECTOR 1	SECTOR 2	LAP TIME	MPH	DIFF	TIME OF DAY
1 -		26.105	1:13.510	59.15	12.181	16:04:49.754
2 -	38.055	25.495	1:03.550	68.42	2.221	16:05:53.304
3 -	38.457	24.832	1:03.289	68.71	1.960	16:06:56.593
4 -	38.803	25.034	1:03.837	68.12	2.508	16:08:00.430
5 -	38.132	25.232	1:03.364	68.62	2.035	16:09:03.794
6 -	37.223	24.784	1:02.007	70.13	0.678	16:10:05.801
7 -	36.848	24.522	1:01.370 (2)	70.85	0.041	16:11:07.171
8 -			1:01.988 (3)	70.15	0.659	16:12:09.159
9 -			1:01.329 (1)	70.90		16:13:10.488

P21 196 C Emma PETERSON (R)			Yamaha - Plus racing gear, Helmet city Chichester, WG Tyres B			
IDEAL LAP TIME :		BEST LAP TIME : 1:02.098	DIFFERENCE :			
LAP	SECTOR 1	SECTOR 2	LAP TIME	MPH	DIFF	TIME OF DAY
1 -			1:14.466	58.39	12.368	16:04:50.710
2 -			1:03.529	68.45	1.431	16:05:54.239
3 -			1:03.917	68.03	1.819	16:06:58.156
4 -			1:04.413	67.51	2.315	16:08:02.569
5 -			1:03.300 (3)	68.69	1.202	16:09:05.869
6 -			1:06.034	65.85	3.936	16:10:11.903
7 -			1:03.375	68.61	1.277	16:11:15.278
8 -			1:02.921 (2)	69.11	0.823	16:12:18.199
9 -			1:02.098 (1)	70.02		16:13:20.297

P22 74 A Daniel SINGLETON			Honda - Bambino Developments Racing			
IDEAL LAP TIME : 52.498		BEST LAP TIME : 52.498	DIFFERENCE : 0.000			
LAP	SECTOR 1	SECTOR 2	LAP TIME	MPH	DIFF	TIME OF DAY
1 -		21.223	57.935	75.05	5.437	16:04:34.179
2 -	32.079	21.212	53.291 (2)	81.60	0.793	16:05:27.470
3 -	31.720	20.778	52.498 (1)	82.83		16:06:19.968

P23 119 C Aaron WHITING (R)			Yamaha - Whiting Rail Ltd			
IDEAL LAP TIME : 1:00.574		BEST LAP TIME : 1:00.574	DIFFERENCE : 0.000			
LAP	SECTOR 1	SECTOR 2	LAP TIME	MPH	DIFF	TIME OF DAY

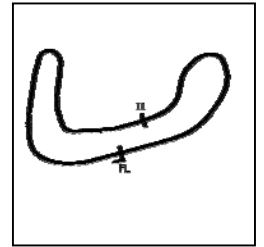
Weather / Track : Cloudy / Dry

Brands Hatch Indy
Circuit Length = 1.2079 miles
Start: 16:03 Flag 16:12 End: 16:13

BMCRC - MRO Championships 2019 - Rnd 1 @ Brands Hatch Indy

BMCRC Thunderbike Sport

RACE 17 - Groups A & C - SECTOR ANALYSIS



SECTOR 1 = FL to I1, SECTOR 2 = I1 to FL, DIFF = Difference To Personal Best Lap, P = Crossed Finish Line in Pit Lane, D = Time Disallowed

1 -		24.499	1:10.289	61.86	9.715	16:04:46.533
2 -	36.273	24.301	1:00.574 (1)	71.78		16:05:47.107