BMCRC-MRO Championships 2016

Round 8
Brands Hatch GP

20th & 21st August 2016

Results Provided by Timing Solutions Ltd
www.tsl-timing.com

CHILTON MOTORS LTD
MZ CHAMPIONSHIP

BMZRC 250 MZ

Brands Hatch GP

20th & 21st August 2016

TSL
SPORTS TIMING
TIMING SOLUTIONS LTD

Results Provided by Timing Solutions Ltd
www.tsl-timing.com

Brands Hatch GP

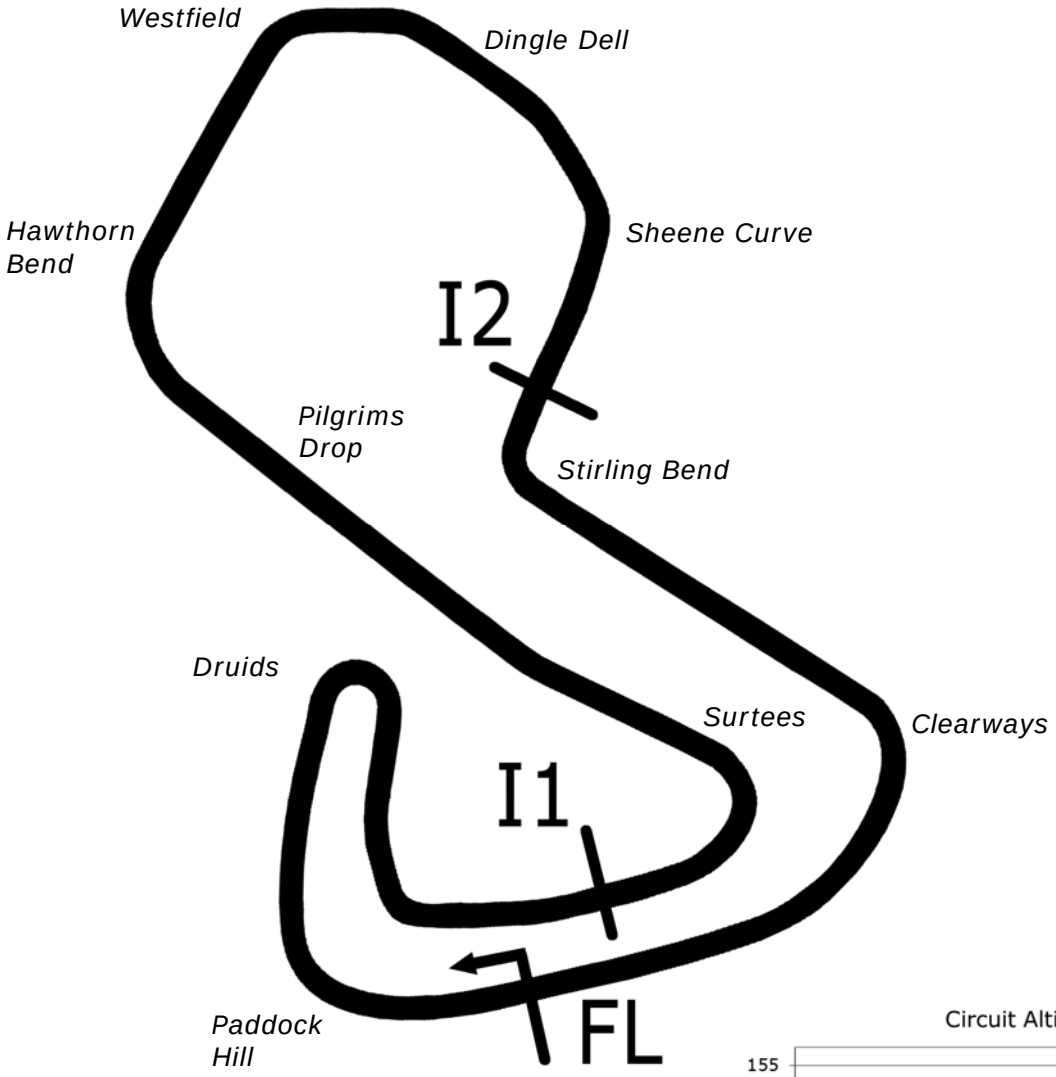

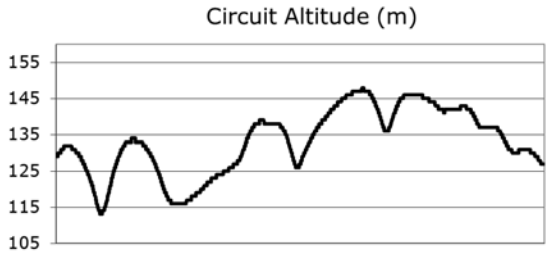

Length	2.4332 miles	3916.0 m	
FL		51.36032 N	0.26032 E
I1	1116m	51.35934 N	0.25955 E
I2	2928m	51.35532 N	0.26250 E
Pit Entry	3646m	51.35911 N	0.25743 E
Pit Exit	83m after FL	51.36017 N	0.26051 E

Pit Entry–Pit Exit 332m, 19.9s @60kph, 14.9s @80kph

All results available at www.tsl-timing.com

CHILTON MOTORS LTD
MZ CHAMPIONSHIP

BMCRC - MRO Championships 2016 - Rnd 8 @ Brands Hatch GP

Chilton Motors BMZRC 250 MZ

QUALIFYING - CLASSIFICATION

POS	NO	CL	PIC	NAME	ENTRY	TIME	ON	LAPS	GAP	DIFF	MPH
1	75		1	Peter WOODALL	MZ - Core Projects Ltd	1:51.725	6	6			78.40
2	50		2	Christopher ROGERS	MZ - CB Racing	1:52.136	5	6	0.411	0.411	78.11
3	44		3	Robert DESSOY	MZ - Dessoy Racing	1:54.178	5	6	2.453	2.042	76.72
4	96		4	Chris KENT	MZ -	1:54.328	5	6	2.603	0.150	76.62
5	33		5	Greg WRIGHT	MZ - Neos-IT	1:55.050	2	6	3.325	0.722	76.13
6	85		6	Andrew WALES	MZ - Illuminated Design LTD	1:55.125	5	6	3.400	0.075	76.08
7	68		7	Graham GARRIQUES	MZ -	1:57.496	5	6	5.771	2.371	74.55
8	9		8	Gary HOWLETT	MZ - HS Racing	1:58.821	6	6	7.096	1.325	73.72
9	20		9	Christopher WATSON	MZ - Expert Locksmiths Medway	1:58.855	2	6	7.130	0.034	73.70
10	22		10	Simon FINCH	MZ - The Bayard Partnership, ASK Plumbing & Heating	1:59.879	4	6	8.154	1.024	73.07
11	63	R	1	Keith BADGER	MZ -	2:00.201	5	6	8.476	0.322	72.87
12	15		11	Andy MOFFAT	MZ - gills office	2:00.276	5	6	8.551	0.075	72.83
13	78		12	Chris DOWLING	MZ -	2:00.773	3	3	9.048	0.497	72.53
14	62		13	Nicholas BETTRIDGE	MZ - Aspire classics	2:01.724	3	4	9.999	0.951	71.96
15	114		14	Ryan ANDERSON	MZ - Dean Carpentry	2:01.741	6	6	10.016	0.017	71.95
16	65		15	Konrad BREESE	MZ -	2:02.670	4	6	10.945	0.929	71.40
17	11		16	Ian SLAUGHTER	MZ -	2:04.456	3	6	12.731	1.786	70.38
18	113	R	2	Liam NEWMAN	MZ - ASK Plumbing & Heating Center Ltd	2:04.530	5	6	12.805	0.074	70.34
19	43		17	Daniel BARFORD	MZ - Aspire racing	2:05.720	5	6	13.995	1.190	69.67
20	23	R	3	Brian SKINNER	MZ - ASK Plumbing & Heating Centre Ltd	2:07.381	6	6	15.656	1.661	68.76
21	3		18	Max MAUD	MZ -	2:08.842	6	6	17.117	1.461	67.98
22	94	R	4	Martin RICE	MZ - MZ Experience	2:09.394	6	6	17.669	0.552	67.69
23	27		19	Andrew BUTTERS	MZ -	2:11.305	5	6	19.580	1.911	66.71
24	93	R	5	Trevor COX	MZ - MZ Experience	2:11.411	5	5	19.686	0.106	66.65
25	97		20	Philip ROOTS	MZ - Show Connections Ltd	2:12.643	5	5	20.918	1.232	66.04
26	25	R	6	Chris CHADDERTON	MZ -	2:15.036	5	5	23.311	2.393	64.87
27	51	R	7	Graham TOWLER	MZ - Rikko racing	2:21.362	4	5	29.637	6.326	61.96
28	90		21	Peter THORNE	MZ - Aspire Classic Restorations			0			

Brands Hatch GP
Circuit Length = 2.4332 miles
Start: 09:32 Flag 09:45 End: 09:47

Weather / Track : Cloudy / Dry
These results are provisional until the conclusion of any judicial and technical matters.

Clerk Of Course :		Timekeeper :

Results can be found at www.tsl-timing.com

Printed - 09:47 Saturday, 20 August 2016

TSL SPORTS TIMING TIMING SOLUTIONS LTD

BMCRC - MRO Championships 2016 - Rnd 8 @ Brands Hatch GP

Chilton Motors BMZRC 250 MZ

QUALIFYING - SECTOR ANALYSIS

SECTOR 1 = FL to I1, SECTOR 2 = I1 to I2, SECTOR 3 = I2 to FL, DIFF = Difference To Personal Best Lap

P1 75 Peter WOODALL MZ - Core Projects Ltd

IDEAL LAP TIME : 1:51.725 BEST LAP TIME : 1:51.725 DIFFERENCE : 0.000

LAP	SECTOR 1	SECTOR 2	SECTOR 3	LAP TIME	MPH	DIFF	TIME OF DAY
1 -	36.384	52.512	27.714	1:56.610	75.12	4.885	09:35:50.115
2 -	35.091	51.079	26.859	1:53.029	77.50	1.304	09:37:43.144
3 -	34.985	50.880	26.876	1:52.741 **(3)**	77.69	1.016	09:39:35.885
4 -	35.113	50.966	27.137	1:53.216	77.37	1.491	09:41:29.101
5 -	34.935	50.816	26.797	1:52.548 **(2)**	77.83	0.823	09:43:21.649
6 -	***34.765***	***50.360***	***26.600***	***1:51.725*** **(1)**	***78.40***		***09:45:13.374***

P2 50 Christopher ROGERS MZ - CB Racing

IDEAL LAP TIME : 1:52.136 BEST LAP TIME : 1:52.136 DIFFERENCE : 0.000

LAP	SECTOR 1	SECTOR 2	SECTOR 3	LAP TIME	MPH	DIFF	TIME OF DAY
1 -	36.187	52.220	27.761	1:56.168	75.40	4.032	09:35:46.837
2 -	35.140	51.209	27.206	1:53.555 **(2)**	77.14	1.419	09:37:40.392
3 -	34.878	51.242	27.481	1:53.601 **(3)**	77.11	1.465	09:39:33.993
4 -	38.197	50.605	27.293	1:56.095	75.45	3.959	09:41:30.088
5 -	***34.623***	***50.343***	***27.170***	***1:52.136*** **(1)**	***78.11***		***09:43:22.224***
6 -	35.422	50.844	28.059	1:54.325	76.62	2.189	09:45:16.549

P3 44 Robert DESSOY MZ - Dessoy Racing

IDEAL LAP TIME : 1:54.178 BEST LAP TIME : 1:54.178 DIFFERENCE : 0.000

LAP	SECTOR 1	SECTOR 2	SECTOR 3	LAP TIME	MPH	DIFF	TIME OF DAY
1 -	37.798	53.772	29.468	2:01.038	72.37	6.860	09:35:51.033
2 -	36.182	53.087	27.869	1:57.138	74.78	2.960	09:37:48.171
3 -	35.781	52.293	27.730	1:55.804 **(3)**	75.64	1.626	09:39:43.975
4 -	35.487	51.795	27.520	1:54.802 **(2)**	76.30	0.624	09:41:38.777
5 -	***35.343***	***51.325***	***27.510***	***1:54.178*** **(1)**	***76.72***		***09:43:32.955***
6 -	35.420	52.898	27.770	1:56.088	75.45	1.910	09:45:29.043

P4 96 Chris KENT MZ -

IDEAL LAP TIME : 1:53.775 BEST LAP TIME : 1:54.328 DIFFERENCE : 0.553

LAP	SECTOR 1	SECTOR 2	SECTOR 3	LAP TIME	MPH	DIFF	TIME OF DAY
1 -	38.911	54.646	28.616	2:02.173	71.70	7.845	09:35:50.068
2 -	36.637	52.898	27.628	1:57.163	74.76	2.835	09:37:47.231
3 -	36.419	52.353	27.645	1:56.417	75.24	2.089	09:39:43.648
4 -	36.657	51.436	27.536	1:55.629 **(3)**	75.75	1.301	09:41:39.277
5 -	35.717	***51.368***	***27.243***	***1:54.328*** **(1)**	***76.62***		***09:43:33.605***
6 -	***35.164***	52.359	27.776	1:55.299 **(2)**	75.97	0.971	09:45:28.904

P5 33 Greg WRIGHT MZ - Neos-IT

IDEAL LAP TIME : 1:54.402 BEST LAP TIME : 1:55.050 DIFFERENCE : 0.648

LAP	SECTOR 1	SECTOR 2	SECTOR 3	LAP TIME	MPH	DIFF	TIME OF DAY
1 -	37.320	53.472	28.466	1:59.258	73.45	4.208	09:35:50.188
2 -	36.183	***51.399***	***27.468***	***1:55.050*** **(1)**	***76.13***		***09:37:45.238***
3 -	36.013	52.168	27.762	1:55.943	75.55	0.893	09:39:41.181
4 -	***35.535***	52.019	27.747	1:55.301 **(3)**	75.97	0.251	09:41:36.482
5 -	35.791	51.483	27.826	1:55.100 **(2)**	76.10	0.050	09:43:31.582
6 -	36.337	53.788	27.740	1:57.865	74.32	2.815	09:45:29.447

P6 85 Andrew WALES MZ - Illuminated Design LTD

IDEAL LAP TIME : 1:54.446 BEST LAP TIME : 1:55.125 DIFFERENCE : 0.679

LAP	SECTOR 1	SECTOR 2	SECTOR 3	LAP TIME	MPH	DIFF	TIME OF DAY
1 -	37.416	53.356	28.241	1:59.013	73.60	3.888	09:35:50.295
2 -	36.567	52.963	27.474	1:57.004	74.86	1.879	09:37:47.299
3 -	35.810	***51.941***	27.491	1:55.242 **(2)**	76.01	0.117	09:39:42.541
4 -	36.436	51.992	27.633	1:56.061	75.47	0.936	09:41:38.602
5 -	36.063	51.993	***27.069***	***1:55.125*** **(1)**	***76.08***		***09:43:33.727***

Brands Hatch GP
Circuit Length = 2.4332 miles
Start: 09:32 Flag 09:45 End: 09:47

Weather / Track : Cloudy / Dry

BMCRC - MRO Championships 2016 - Rnd 8 @ Brands Hatch GP

Chilton Motors BMZRC 250 MZ

QUALIFYING - SECTOR ANALYSIS

SECTOR 1 = FL to I1, SECTOR 2 = I1 to I2, SECTOR 3 = I2 to FL, DIFF = Difference To Personal Best Lap

6 -	***35.436***	52.873	27.121	1:55.430	**(3)**	75.88	0.305	09:45:29.157

P7 68 Graham GARRIQUES MZ -

IDEAL LAP TIME : 1:57.406 BEST LAP TIME : 1:57.496 DIFFERENCE : 0.090

LAP	SECTOR 1	SECTOR 2	SECTOR 3	LAP TIME		MPH	DIFF	TIME OF DAY
1 -	36.841	53.747	28.458	1:59.046		73.58	1.550	09:36:05.000
2 -	36.380	53.674	28.066	1:58.120		74.16	0.624	09:38:03.120
3 -	***36.183***	53.803	28.393	1:58.379		73.99	0.883	09:40:01.499
4 -	36.246	53.376	28.397	1:58.019	**(3)**	74.22	0.523	09:41:59.518
5 -	36.273	***53.203***	***28.020***	***1:57.496***	**(1)**	***74.55***		***09:43:57.014***
6 -	36.276	53.411	28.044	1:57.731	**(2)**	74.40	0.235	09:45:54.745

P8 9 Gary HOWLETT MZ - HS Racing

IDEAL LAP TIME : 1:58.385 BEST LAP TIME : 1:58.821 DIFFERENCE : 0.436

LAP	SECTOR 1	SECTOR 2	SECTOR 3	LAP TIME		MPH	DIFF	TIME OF DAY
1 -	41.559	58.687	29.601	2:09.847		67.46	11.026	09:36:07.145
2 -	39.351	57.053	29.097	2:05.501		69.79	6.680	09:38:12.646
3 -	37.809	55.805	28.823	2:02.437		71.54	3.616	09:40:15.083
4 -	37.267	54.109	28.428	1:59.804	**(3)**	73.11	0.983	09:42:14.887
5 -	36.300	***54.098***	28.432	1:58.830	**(2)**	73.71	0.009	09:44:13.717
6 -	***36.262***	54.534	***28.025***	***1:58.821***	**(1)**	***73.72***		***09:46:12.538***

P9 20 Christopher WATSON MZ - Expert Locksmiths Medway

IDEAL LAP TIME : 1:58.449 BEST LAP TIME : 1:58.855 DIFFERENCE : 0.406

LAP	SECTOR 1	SECTOR 2	SECTOR 3	LAP TIME		MPH	DIFF	TIME OF DAY
1 -	37.261	54.659	29.028	2:00.948		72.42	2.093	09:35:52.831
2 -	36.643	***53.464***	***28.748***	***1:58.855***	**(1)**	***73.70***		***09:37:51.686***
3 -	36.514	54.451	29.102	2:00.067		72.95	1.212	09:39:51.753
4 -	***36.237***	53.871	29.031	1:59.139	**(2)**	73.52	0.284	09:41:50.892
5 -	36.703	54.059	28.998	1:59.760	**(3)**	73.14	0.905	09:43:50.652
6 -	36.528	55.504	29.120	2:01.152		72.30	2.297	09:45:51.804

P10 22 Simon FINCH MZ - The Bayard Partnership, ASK Plumbing & Heating

IDEAL LAP TIME : 1:59.476 BEST LAP TIME : 1:59.879 DIFFERENCE : 0.403

LAP	SECTOR 1	SECTOR 2	SECTOR 3	LAP TIME		MPH	DIFF	TIME OF DAY
1 -	40.193	55.751	28.931	2:04.875		70.14	4.996	09:36:10.634
2 -	37.948	54.136	28.554	2:00.638		72.61	0.759	09:38:11.272
3 -	37.776	54.258	***28.316***	2:00.350	**(2)**	72.78	0.471	09:40:11.622
4 -	37.582	***53.872***	28.425	***1:59.879***	**(1)**	***73.07***		***09:42:11.501***
5 -	***37.288***	54.573	28.645	2:00.506	**(3)**	72.69	0.627	09:44:12.007
6 -	37.662	54.531	28.452	2:00.645		72.60	0.766	09:46:12.652

P11 63 R Keith BADGER MZ -

IDEAL LAP TIME : 1:59.941 BEST LAP TIME : 2:00.201 DIFFERENCE : 0.260

LAP	SECTOR 1	SECTOR 2	SECTOR 3	LAP TIME		MPH	DIFF	TIME OF DAY
1 -	40.636	59.190	29.837	2:09.663		67.55	9.462	09:36:13.940
2 -	38.630	56.561	29.013	2:04.204		70.52	4.003	09:38:18.144
3 -	36.688	55.057	***28.887***	2:00.632	**(3)**	72.61	0.431	09:40:18.776
4 -	36.806	***54.680***	28.888	2:00.374	**(2)**	72.77	0.173	09:42:19.150
5 -	***36.374***	54.852	28.975	***2:00.201***	**(1)**	***72.87***		***09:44:19.351***
6 -	36.548	55.849	29.149	2:01.546		72.07	1.345	09:46:20.897

P12 15 Andy MOFFAT MZ - gills office

IDEAL LAP TIME : 2:00.077 BEST LAP TIME : 2:00.276 DIFFERENCE : 0.199

LAP	SECTOR 1	SECTOR 2	SECTOR 3	LAP TIME	MPH	DIFF	TIME OF DAY
1 -	39.745	57.650	29.581	2:06.976	68.98	6.700	09:36:14.484
2 -	38.093	55.469	28.787	2:02.349	71.59	2.073	09:38:16.833
3 -	36.993	55.820	28.716	2:01.529	72.08	1.253	09:40:18.362

Weather / Track : Cloudy / Dry

Brands Hatch GP
Circuit Length = 2.4332 miles
Start: 09:32 Flag 09:45 End: 09:47

BMCRC - MRO Championships 2016 - Rnd 8 @ Brands Hatch GP

Chilton Motors BMZRC 250 MZ

QUALIFYING - SECTOR ANALYSIS

SECTOR 1 = FL to I1, SECTOR 2 = I1 to I2, SECTOR 3 = I2 to FL, DIFF = Difference To Personal Best Lap

4 -	37.398	55.039	***28.305***	2:00.742 **(2)**	72.55	0.466	09:42:19.104
5 -	***36.752***	***55.020***	28.504	***2:00.276*** **(1)**	***72.83***		***09:44:19.380***
6 -	37.121	55.573	28.698	2:01.392 **(3)**	72.16	1.116	09:46:20.772

P13 78 Chris DOWLING MZ -

IDEAL LAP TIME : 2:00.498 BEST LAP TIME : 2:00.773 DIFFERENCE : 0.275

LAP	SECTOR 1	SECTOR 2	SECTOR 3	LAP TIME	MPH	DIFF	TIME OF DAY
1 -	38.291	55.877	28.844	2:03.012 **(3)**	71.21	2.239	09:35:59.405
2 -	***37.075***	55.206	29.079	2:01.360 **(2)**	72.18	0.587	09:38:00.765
3 -	37.350	***54.758***	***28.665***	***2:00.773*** **(1)**	***72.53***		***09:40:01.538***

P14 62 Nicholas BETTRIDGE MZ - Aspire classics

IDEAL LAP TIME : 2:01.321 BEST LAP TIME : 2:01.724 DIFFERENCE : 0.403

LAP	SECTOR 1	SECTOR 2	SECTOR 3	LAP TIME	MPH	DIFF	TIME OF DAY
1 -	38.726	55.862	29.953	2:04.541	70.33	2.817	09:36:02.166
2 -	37.945	55.113	29.214	2:02.272 **(3)**	71.64	0.548	09:38:04.438
3 -	***37.337***	55.293	29.094	***2:01.724*** **(1)**	***71.96***		***09:40:06.162***
4 -	37.744	***54.895***	***29.089***	2:01.728 **(2)**	71.96	0.004	09:42:07.890

P15 114 Ryan ANDERSON MZ - Dean Carpentry

IDEAL LAP TIME : 2:01.688 BEST LAP TIME : 2:01.741 DIFFERENCE : 0.053

LAP	SECTOR 1	SECTOR 2	SECTOR 3	LAP TIME	MPH	DIFF	TIME OF DAY
1 -	39.751	1:00.143	31.911	2:11.805	66.46	10.064	09:36:26.974
2 -	38.923	57.372	29.690	2:05.985	69.53	4.244	09:38:32.959
3 -	39.338	58.428	29.785	2:07.551	68.67	5.810	09:40:40.510
4 -	36.994	57.829	29.158	2:03.981 **(3)**	70.65	2.240	09:42:44.491
5 -	***36.646***	57.073	29.068	2:02.787 **(2)**	71.34	1.046	09:44:47.278
6 -	36.699	***56.046***	***28.996***	***2:01.741*** **(1)**	***71.95***		***09:46:49.019***

P16 65 Konrad BREESE MZ -

IDEAL LAP TIME : 2:01.932 BEST LAP TIME : 2:02.670 DIFFERENCE : 0.738

LAP	SECTOR 1	SECTOR 2	SECTOR 3	LAP TIME	MPH	DIFF	TIME OF DAY
1 -	40.750	56.589	29.979	2:07.318	68.80	4.648	09:36:13.542
2 -	38.366	56.873	***29.446***	2:04.685	70.25	2.015	09:38:18.227
3 -	37.497	56.254	29.562	2:03.313 **(3)**	71.03	0.643	09:40:21.540
4 -	37.767	***55.269***	29.634	***2:02.670*** **(1)**	***71.40***		***09:42:24.210***
5 -	***37.217***	55.358	30.151	2:02.726 **(2)**	71.37	0.056	09:44:26.936
6 -	37.911	56.030	30.587	2:04.528	70.34	1.858	09:46:31.464

P17 11 Ian SLAUGHTER MZ -

IDEAL LAP TIME : 2:03.868 BEST LAP TIME : 2:04.456 DIFFERENCE : 0.588

LAP	SECTOR 1	SECTOR 2	SECTOR 3	LAP TIME	MPH	DIFF	TIME OF DAY
1 -	40.644	58.756	30.184	2:09.584	67.59	5.128	09:36:36.185
2 -	38.933	57.127	***29.822***	2:05.882 **(3)**	69.58	1.426	09:38:42.067
3 -	38.093	56.537	29.826	***2:04.456*** **(1)**	***70.38***		***09:40:46.523***
4 -	38.068	58.781	30.065	2:06.914	69.02	2.458	09:42:53.437
5 -	***37.705***	***56.341***	30.586	2:04.632 **(2)**	70.28	0.176	09:44:58.069
6 -	39.201	58.161	29.918	2:07.280	68.82	2.824	09:47:05.349

P18 113 R Liam NEWMAN MZ - ASK Plumbing & Heating Center Ltd

IDEAL LAP TIME : 2:03.570 BEST LAP TIME : 2:04.530 DIFFERENCE : 0.960

LAP	SECTOR 1	SECTOR 2	SECTOR 3	LAP TIME	MPH	DIFF	TIME OF DAY
1 -	42.840	59.084	30.544	2:12.468	66.12	7.938	09:36:17.403
2 -	39.369	58.078	29.893	2:07.340	68.79	2.810	09:38:24.743
3 -	39.573	57.362	29.844	2:06.779 **(3)**	69.09	2.249	09:40:31.522
4 -	40.836	57.374	***29.007***	2:07.217	68.85	2.687	09:42:38.739
5 -	38.747	***56.222***	29.561	***2:04.530*** **(1)**	***70.34***		***09:44:43.269***
6 -	***38.341***	57.934	29.452	2:05.727 **(2)**	69.67	1.197	09:46:48.996

Brands Hatch GP
Circuit Length = 2.4332 miles
Start: 09:32 Flag 09:45 End: 09:47

Weather / Track : Cloudy / Dry

BMCRC - MRO Championships 2016 - Rnd 8 @ Brands Hatch GP

Chilton Motors BMZRC 250 MZ

QUALIFYING - SECTOR ANALYSIS

SECTOR 1 = FL to I1, SECTOR 2 = I1 to I2, SECTOR 3 = I2 to FL, DIFF = Difference To Personal Best Lap

P19 43 Daniel BARFORD MZ - Aspire racing

IDEAL LAP TIME : 2:05.363 BEST LAP TIME : 2:05.720 DIFFERENCE : 0.357

LAP	SECTOR 1	SECTOR 2	SECTOR 3	LAP TIME	MPH	DIFF	TIME OF DAY
1 -	41.436	58.121	30.876	2:10.433	67.15	4.713	09:36:16.356
2 -	39.449	57.833	30.806	2:08.088	68.38	2.368	09:38:24.444
3 -	38.821	57.871	30.285	2:06.977	68.98	1.257	09:40:31.421
4 -	39.371	57.417	***29.893***	2:06.681 **(3)**	69.14	0.961	09:42:38.102
5 -	38.534	***57.281***	29.905	***2:05.720*** **(1)**	***69.67***		***09:44:43.822***
6 -	***38.189***	57.591	30.435	2:06.215 **(2)**	69.40	0.495	09:46:50.037

P20 23 R Brian SKINNER MZ - ASK Plumbing & Heating Centre Ltd

IDEAL LAP TIME : 2:06.953 BEST LAP TIME : 2:07.381 DIFFERENCE : 0.428

LAP	SECTOR 1	SECTOR 2	SECTOR 3	LAP TIME	MPH	DIFF	TIME OF DAY
1 -	42.209	1:00.172	30.254	2:12.635	66.04	5.254	09:36:22.849
2 -	39.462	***58.145***	30.680	2:08.287 **(3)**	68.28	0.906	09:38:31.136
3 -	39.561	59.674	29.920	2:09.155	67.82	1.774	09:40:40.291
4 -	39.691	58.206	30.154	2:08.051 **(2)**	68.40	0.670	09:42:48.342
5 -	40.042	58.594	30.533	2:09.169	67.81	1.788	09:44:57.511
6 -	***38.902***	58.573	***29.906***	***2:07.381*** **(1)**	***68.76***		***09:47:04.892***

P21 3 Max MAUD MZ -

IDEAL LAP TIME : 2:08.137 BEST LAP TIME : 2:08.842 DIFFERENCE : 0.705

LAP	SECTOR 1	SECTOR 2	SECTOR 3	LAP TIME	MPH	DIFF	TIME OF DAY
1 -	41.622	1:00.527	30.723	2:12.872	65.92	4.030	09:36:22.942
2 -	39.978	59.923	30.834	2:10.735	67.00	1.893	09:38:33.677
3 -	***39.189***	1:00.429	***30.151***	2:09.769 **(2)**	67.50	0.927	09:40:43.446
4 -	39.593	59.886	30.619	2:10.098 **(3)**	67.33	1.256	09:42:53.544
5 -	40.376	59.842	30.968	2:11.186	66.77	2.344	09:45:04.730
6 -	39.547	***58.797***	30.498	***2:08.842*** **(1)**	***67.98***		***09:47:13.572***

P22 94 R Martin RICE MZ - MZ Experience

IDEAL LAP TIME : 2:09.254 BEST LAP TIME : 2:09.394 DIFFERENCE : 0.140

LAP	SECTOR 1	SECTOR 2	SECTOR 3	LAP TIME	MPH	DIFF	TIME OF DAY
1 -	41.420	1:00.391	31.078	2:12.889	65.91	3.495	09:36:19.427
2 -	41.121	59.508	31.330	2:11.959	66.38	2.565	09:38:31.386
3 -	40.712	59.789	***30.443***	2:10.944 **(2)**	66.89	1.550	09:40:42.330
4 -	41.006	1:00.079	30.741	2:11.826	66.45	2.432	09:42:54.156
5 -	***40.124***	59.958	30.942	2:11.024 **(3)**	66.85	1.630	09:45:05.180
6 -	40.183	***58.687***	30.524	***2:09.394*** **(1)**	***67.69***		***09:47:14.574***

P23 27 Andrew BUTTERS MZ -

IDEAL LAP TIME : 2:11.014 BEST LAP TIME : 2:11.305 DIFFERENCE : 0.291

LAP	SECTOR 1	SECTOR 2	SECTOR 3	LAP TIME	MPH	DIFF	TIME OF DAY
1 -	42.130	1:01.606	30.953	2:14.689	65.03	3.384	09:36:20.544
2 -	40.363	1:00.530	30.767	2:11.660	66.53	0.355	09:38:32.204
3 -	40.498	***1:00.297***	31.303	2:12.098	66.31	0.793	09:40:44.302
4 -	40.487	1:00.337	30.697	2:11.521 **(2)**	66.60	0.216	09:42:55.823
5 -	40.281	1:00.485	***30.539***	***2:11.305*** **(1)**	***66.71***		***09:45:07.128***
6 -	***40.178***	1:00.821	30.637	2:11.636 **(3)**	66.54	0.331	09:47:18.764

P24 93 R Trevor COX MZ - MZ Experience

IDEAL LAP TIME : 2:10.851 BEST LAP TIME : 2:11.411 DIFFERENCE : 0.560

LAP	SECTOR 1	SECTOR 2	SECTOR 3	LAP TIME	MPH	DIFF	TIME OF DAY
1 -	OUTLAP	1:04.201	32.343	2:21.904	61.73	10.493	09:36:40.112
2 -	41.608	1:03.957	31.457	2:17.022	63.93	5.611	09:38:57.134
3 -	40.802	1:02.633	31.250	2:14.685 **(3)**	65.03	3.274	09:41:11.819
4 -	***40.390***	1:01.519	30.809	2:12.718 **(2)**	66.00	1.307	09:43:24.537
5 -	40.950	***1:00.032***	***30.429***	***2:11.411*** **(1)**	***66.65***		***09:45:35.948***

Weather / Track : Cloudy / Dry

Brands Hatch GP
Circuit Length = 2.4332 miles
Start: 09:32 Flag 09:45 End: 09:47

BMCRC - MRO Championships 2016 - Rnd 8 @ Brands Hatch GP

Chilton Motors BMZRC 250 MZ

QUALIFYING - SECTOR ANALYSIS

SECTOR 1 = FL to I1, SECTOR 2 = I1 to I2, SECTOR 3 = I2 to FL, DIFF = Difference To Personal Best Lap

P25 97 Philip ROOTS MZ - Show Connections Ltd

IDEAL LAP TIME : 2:12.476 BEST LAP TIME : 2:12.643 DIFFERENCE : 0.167

LAP	SECTOR 1	SECTOR 2	SECTOR 3	LAP TIME	MPH	DIFF	TIME OF DAY
1 -	41.513	1:02.974	31.650	2:16.137 **(2)**	64.34	3.494	09:36:25.890
2 -	41.133	1:03.618	31.848	2:16.599 **(3)**	64.12	3.956	09:38:42.489
3 -	***40.812***	1:02.677	33.150	2:16.639	64.10	3.996	09:40:59.128
4 -	42.833	1:03.627	31.560	2:18.020	63.46	5.377	09:43:17.148
5 -	40.979	***1:00.860***	***30.804***	***2:12.643*** **(1)**	***66.04***		***09:45:29.791***

P26 25 R Chris CHADDERTON MZ -

IDEAL LAP TIME : 2:14.847 BEST LAP TIME : 2:15.036 DIFFERENCE : 0.189

LAP	SECTOR 1	SECTOR 2	SECTOR 3	LAP TIME	MPH	DIFF	TIME OF DAY
1 -	43.127	1:03.506	32.280	2:18.913 **(3)**	63.05	3.877	09:36:28.420
2 -	44.342	1:03.330	31.962	2:19.634	62.73	4.598	09:38:48.054
3 -	43.459	1:04.316	32.134	2:19.909	62.61	4.873	09:41:07.963
4 -	43.579	1:03.418	***31.179***	2:18.176 **(2)**	63.39	3.140	09:43:26.139
5 -	***42.036***	***1:01.632***	31.368	***2:15.036*** **(1)**	***64.87***		***09:45:41.175***

P27 51 R Graham TOWLER MZ - Rikko racing

IDEAL LAP TIME : 2:21.224 BEST LAP TIME : 2:21.362 DIFFERENCE : 0.138

LAP	SECTOR 1	SECTOR 2	SECTOR 3	LAP TIME	MPH	DIFF	TIME OF DAY
1 -	45.989	1:06.809	32.916	2:25.714	60.11	4.352	09:36:49.168
2 -	44.833	1:06.399	***32.710***	2:23.942	60.85	2.580	09:39:13.110
3 -	43.467	1:06.264	33.202	2:22.933 **(3)**	61.28	1.571	09:41:36.043
4 -	43.310	***1:05.306***	32.746	***2:21.362*** **(1)**	***61.96***		***09:43:57.405***
5 -	***43.208***	1:06.521	33.062	2:22.791 **(2)**	61.34	1.429	09:46:20.196

Weather / Track : Cloudy / Dry

Brands Hatch GP
Circuit Length = 2.4332 miles
Start: 09:32 Flag 09:45 End: 09:47

BMCRC - MRO Championships 2016 - Rnd 8 @ Brands Hatch GP

Chilton Motors BMZRC 250 MZ

QUALIFYING - BEST SECTORS

	SECTOR 1			SECTOR 2			SECTOR 3			IDEAL / BEST COMPARISON					
POS	NO	NAME	TIME	NO	NAME	TIME	NO	NAME	TIME	POS	NO	NAME	IDEAL	BEST	DIFF
												PERFECT LAP	1:51.566		
1	50	ROGERS	34.623	50	ROGERS	50.343	75	WOODALL	26.600	1	75	WOODALL	1:51.725	1:51.725	0.000
2	75	WOODALL	34.765	75	WOODALL	50.360	85	WALES	27.069	2	50	ROGERS	1:52.136	1:52.136	0.000
3	96	KENT	35.164	44	DESSOY	51.325	50	ROGERS	27.170	3	96	KENT	1:53.775	1:54.328	0.553
4	44	DESSOY	35.343	96	KENT	51.368	96	KENT	27.243	4	44	DESSOY	1:54.178	1:54.178	0.000
5	85	WALES	35.436	33	WRIGHT	51.399	33	WRIGHT	27.468	5	33	WRIGHT	1:54.402	1:55.050	0.648
6	33	WRIGHT	35.535	85	WALES	51.941	44	DESSOY	27.510	6	85	WALES	1:54.446	1:55.125	0.679
7	68	GARRIQUES	36.183	68	GARRIQUES	53.203	68	GARRIQUES	28.020	7	68	GARRIQUES	1:57.406	1:57.496	0.090
8	20	WATSON	36.237	20	WATSON	53.464	9	HOWLETT	28.025	8	9	HOWLETT	1:58.385	1:58.821	0.436
9	9	HOWLETT	36.262	22	FINCH	53.872	15	MOFFAT	28.305	9	20	WATSON	1:58.449	1:58.855	0.406
10	63	BADGER	36.374	9	HOWLETT	54.098	22	FINCH	28.316	10	22	FINCH	1:59.476	1:59.879	0.403
11	114	ANDERSON	36.646	63	BADGER	54.680	78	DOWLING	28.665	11	63	BADGER	1:59.941	2:00.201	0.260
12	15	MOFFAT	36.752	78	DOWLING	54.758	20	WATSON	28.748	12	15	MOFFAT	2:00.077	2:00.276	0.199
13	78	DOWLING	37.075	62	BETTRIDGE	54.895	63	BADGER	28.887	13	78	DOWLING	2:00.498	2:00.773	0.275
14	65	BREESE	37.217	15	MOFFAT	55.020	114	ANDERSON	28.996	14	62	BETTRIDGE	2:01.321	2:01.724	0.403
15	22	FINCH	37.288	65	BREESE	55.269	113	NEWMAN	29.007	15	114	ANDERSON	2:01.688	2:01.741	0.053
16	62	BETTRIDGE	37.337	114	ANDERSON	56.046	62	BETTRIDGE	29.089	16	65	BREESE	2:01.932	2:02.670	0.738
17	11	SLAUGHTER	37.705	113	NEWMAN	56.222	65	BREESE	29.446	17	113	NEWMAN	2:03.570	2:04.530	0.960
18	43	BARFORD	38.189	11	SLAUGHTER	56.341	11	SLAUGHTER	29.822	18	11	SLAUGHTER	2:03.868	2:04.456	0.588
19	113	NEWMAN	38.341	43	BARFORD	57.281	43	BARFORD	29.893	19	43	BARFORD	2:05.363	2:05.720	0.357
20	23	SKINNER	38.902	23	SKINNER	58.145	23	SKINNER	29.906	20	23	SKINNER	2:06.953	2:07.381	0.428
21	3	MAUD	39.189	94	RICE	58.687	3	MAUD	30.151	21	3	MAUD	2:08.137	2:08.842	0.705
22	94	RICE	40.124	3	MAUD	58.797	93	COX	30.429	22	94	RICE	2:09.254	2:09.394	0.140
23	27	BUTTERS	40.178	93	COX	1:00.032	94	RICE	30.443	23	93	COX	2:10.851	2:11.411	0.560
24	93	COX	40.390	27	BUTTERS	1:00.297	27	BUTTERS	30.539	24	27	BUTTERS	2:11.014	2:11.305	0.291
25	97	ROOTS	40.812	97	ROOTS	1:00.860	97	ROOTS	30.804	25	97	ROOTS	2:12.476	2:12.643	0.167
26	25	CHADDERTON	42.036	25	CHADDERTON	1:01.632	25	CHADDERTON	31.179	26	25	CHADDERTON	2:14.847	2:15.036	0.189
27	51	TOWLER	43.208	51	TOWLER	1:05.306	51	TOWLER	32.710	27	51	TOWLER	2:21.224	2:21.362	0.138
28															

Weather / Track : Cloudy / Dry

Brands Hatch GP
Circuit Length = 2.4332 miles
Start: 09:32 Flag 09:45 End: 09:47

Results can be found at www.tsl-timing.com

Printed - 09:49 Saturday, 20 August 2016

CHILTON MOTORS LTD
MZ CHAMPIONSHIP

BMCRC - MRO Championships 2016 - Rnd 8 @ Brands Hatch GP

Chilton Motors BMZRC 250 MZ

RACE 3 - CLASSIFICATION

POS	NO	CL	PIC	NAME	ENTRY	LAPS	TIME	GAP	DIFF	MPH	BEST	ON
1	75		1	Peter WOODALL	MZ - Core Projects Ltd	5	9:33.617			76.35	1:52.783	3
2	33		2	Greg WRIGHT	MZ - Neos-IT	5	9:33.918	0.301	0.301	76.31	1:52.787	4
3	50		3	Christopher ROGERS	MZ - CB Racing	5	9:33.936	0.319	0.018	76.31	1:52.945	3
4	44		4	Robert DESSOY	MZ - Dessoy Racing	5	9:40.517	6.900	6.581	75.44	1:54.534	3
5	85		5	Andrew WALES	MZ - Illuminated Design LTD	5	9:40.637	7.020	0.120	75.43	1:54.363	4
6	114		6	Ryan ANDERSON	MZ - Dean Carpentry	5	9:55.352	21.735	14.715	73.56	1:57.125	2
7	68		7	Graham GARRIQUES	MZ -	5	9:55.703	22.086	0.351	73.52	1:57.252	2
8	9		8	Gary HOWLETT	MZ - HS Racing	5	9:59.034	25.417	3.331	73.11	1:57.807	4
9	96		9	Chris KENT	MZ -	5	10:07.172	33.555	8.138	72.13	1:56.297	2
10	62		10	Nicholas BETTRIDGE	MZ - Aspire classics	5	10:11.010	37.393	3.838	71.68	1:59.471	2
11	63	R	1	Keith BADGER	MZ -	5	10:13.323	39.706	2.313	71.41	1:59.534	5
12	15		11	Andy MOFFAT	MZ - gills office	5	10:13.403	39.786	0.080	71.40	1:59.660	5
13	78		12	Chris DOWLING	MZ -	5	10:14.344	40.727	0.941	71.29	2:00.001	4
14	20		13	Christopher WATSON	MZ - Expert Locksmiths Medway	5	10:14.440	40.823	0.096	71.28	1:59.604	2
15	22		14	Simon FINCH	MZ - The Bayard Partnership, ASK Plumbing & Hea	5	10:15.852	42.235	1.412	71.11	2:00.190	5
16	65		15	Konrad BREESE	MZ -	5	10:15.936	42.319	0.084	71.10	2:00.096	5
17	113	R	2	Liam NEWMAN	MZ - ASK Plumbing & Heating Center Ltd	5	10:33.144	59.527	17.208	69.17	2:03.345	5
18	11		16	Ian SLAUGHTER	MZ -	5	10:33.863	1:00.246	0.719	69.09	2:03.066	4
19	43		17	Daniel BARFORD	MZ - Aspire racing	5	10:35.098	1:01.481	1.235	68.96	2:03.702	4
20	90		18	Peter THORNE	MZ - Aspire Classic Restorations	5	10:38.721	1:05.104	3.623	68.57	2:02.729	5
21	23	R	3	Brian SKINNER	MZ - ASK Plumbing & Heating Centre Ltd	5	10:41.699	1:08.082	2.978	68.25	2:04.559	5
22	94	R	4	Martin RICE	MZ - MZ Experience	5	10:43.906	1:10.289	2.207	68.02	2:05.771	4
23	93	R	5	Trevor COX	MZ - MZ Experience	5	11:11.077	1:37.460	27.171	65.26	2:11.521	4
24	27		19	Andrew BUTTERS	MZ -	5	11:16.314	1:42.697	5.237	64.76	2:12.924	5
25	25	R	6	Chris CHADDERTON	MZ -	5	11:26.193	1:52.576	9.879	63.82	2:14.994	2
26	51	R	7	Graham TOWLER	MZ - Rikko racing	4	9:44.721	1 Lap	1 Lap	59.92	2:21.036	4
					NOT CLASSIFIED							
DNF	3			Max MAUD	MZ -	2	4:36.194	3 Laps	2 Laps	63.43	2:15.872	2
DNF	97			Philip ROOTS	MZ - Show Connections Ltd	1	2:21.839	4 Laps	1 Lap	61.75	2:21.839	1
DNF	13	R		Ben HAWES	MZ -	0						

FASTEST LAP

	75		Peter WOODALL	MZ - Core Projects Ltd	3	1:52.783	77.66 mph	124.99 kph
	63	R	Keith BADGER	MZ -	5	1:59.534	73.28 mph	117.93 kph

Class - 90% of Race Speed = 68.71 mph
Class R - 90% of Race Speed = 64.26 mph

Brands Hatch GP
Circuit Length = 2.4332 miles
Start: 13:36 Flag 13:45 End: 13:47

Weather / Track : Cloudy / Dry
These results are provisional until the conclusion of any judicial and technical matters.

Clerk Of Course :		Timekeeper :

Results can be found at www.tsl-timing.com

Printed - 13:48 Saturday, 20 August 2016

TSL SPORTS TIMING TIMING SOLUTIONS LTD

BMCRC - MRO Championships 2016 - Rnd 8 @ Brands Hatch GP

Chilton Motors BMZRC 250 MZ

RACE 3 - LAP CHART

LAP 1 @ 13:38:08.229

NO	BEHIND	LAP TIME
75		1:59.877
50	0.183	2:00.060
33	0.543	2:00.420
44	1.061	2:00.938
85	2.004	2:01.881
96	2.867	2:02.744
68	4.102	2:03.979
9	5.084	2:04.961
114	5.223	2:05.100
62	8.441	2:08.318
63	9.975	2:09.852
22	10.554	2:10.431
15	10.654	2:10.531
78	10.814	2:10.691
65	10.979	2:10.856
20	13.935	2:13.812
113	14.358	2:14.235
43	15.785	2:15.662
94	16.357	2:16.234
23	16.402	2:16.279
11	17.226	2:17.103
90	17.435	2:17.312
3	20.445	2:20.322
97	21.962	2:21.839
27	22.729	2:22.606
93	22.834	2:22.711
25	24.059	2:23.936
51	38.976	2:38.853

LAP 2 @ 13:40:02.566

NO	BEHIND	LAP TIME
75		1:54.337
50	0.084	1:54.238
33	0.304	1:54.098
44	1.862	1:55.138
85	2.520	1:54.853
96	4.827	1:56.297
68	7.017	1:57.252
114	8.011	1:57.125
9	10.097	1:59.350
62	13.575	1:59.471
63	17.711	2:02.073
15	17.739	2:01.422
22	18.187	2:01.970
78	18.703	2:02.226
20	19.202	1:59.604
65	19.344	2:02.702
113	25.147	2:05.126
43	26.257	2:04.809
23	29.658	2:07.593
11	30.214	2:07.325
90	30.590	2:07.492
94	30.679	2:08.659
93	40.571	2:12.074
27	41.896	2:13.504
3	41.980	2:15.872
25	44.716	2:14.994
51	1:07.963	2:23.324

LAP 3 @ 13:41:55.349

NO	BEHIND	LAP TIME
75		1:52.783
50	0.246	1:52.945
33	0.686	1:53.165
44	3.613	1:54.534
85	4.560	1:54.823
68	12.553	1:58.319
114	12.637	1:57.409
9	16.183	1:58.869
96	16.304	2:04.260
62	22.469	2:01.677
63	26.434	2:01.506
15	26.476	2:01.520
22	26.797	2:01.393
20	26.895	2:00.476
78	27.078	2:01.158
65	27.786	2:01.225
113	38.496	2:06.132
43	39.432	2:05.958
11	40.656	2:03.225
23	44.019	2:07.144
90	44.795	2:06.988
94	45.267	2:07.371
93	1:00.771	2:12.983
27	1:02.634	2:13.521
25	1:07.949	2:16.016
51	1:36.688	2:21.508

LAP 4 @ 13:43:48.662

NO	BEHIND	LAP TIME
75		1:53.313
50	0.084	1:53.151
33	0.160	1:52.787
44	5.571	1:55.271
85	5.610	1:54.363
114	17.233	1:57.909
68	17.663	1:58.423
9	20.677	1:57.807
96	24.025	2:01.034
62	30.085	2:00.929
15	33.433	2:00.270
63	33.479	2:00.358
78	33.766	2:00.001
20	33.851	2:00.269
22	35.352	2:01.868
65	35.530	2:01.057
113	49.489	2:04.306
43	49.821	2:03.702
11	50.409	2:03.066
90	55.682	2:04.200
23	56.830	2:06.124
94	57.725	2:05.771
93	1:18.979	2:11.521
27	1:23.080	2:13.759
25	1:30.127	2:15.491

LAP 5 @ 13:45:41.969

NO	BEHIND	LAP TIME
75		1:53.307
33	0.301	1:53.448
50	0.319	1:53.542
44	6.900	1:54.636
85	7.020	1:54.717
51	1 Lap	2:21.036
114	21.735	1:57.809
68	22.086	1:57.730
9	25.417	1:58.047
96	33.555	2:02.837
62	37.393	2:00.615
63	39.706	1:59.534
15	39.786	1:59.660
78	40.727	2:00.268
20	40.823	2:00.279
22	42.235	2:00.190
65	42.319	2:00.096
113	59.527	2:03.345
11	1:00.246	2:03.144
43	1:01.481	2:04.967
90	1:05.104	2:02.729
23	1:08.082	2:04.559
94	1:10.289	2:05.871
93	1:37.460	2:11.788
27	1:42.697	2:12.924
25	1:52.576	2:15.756

Weather / Track : Cloudy / Dry

Brands Hatch GP
Circuit Length = 2.4332 miles
Start: 13:36 Flag 13:45 End: 13:47

Results can be found at www.tsl-timing.com

Printed - 13:50 Saturday, 20 August 2016

BMCRC - MRO Championships 2016 - Rnd 8 @ Brands Hatch GP

Chilton Motors BMZRC 250 MZ

RACE 3 - SECTOR ANALYSIS

SECTOR 1 = FL to I1, SECTOR 2 = I1 to I2, SECTOR 3 = I2 to FL, DIFF = Difference To Personal Best Lap

P1 75 Peter WOODALL MZ - Core Projects Ltd

IDEAL LAP TIME : 1:52.577 BEST LAP TIME : 1:52.783 DIFFERENCE : 0.206

LAP	SECTOR 1	SECTOR 2	SECTOR 3	LAP TIME	MPH	DIFF	TIME OF DAY
1 -		51.594	27.129	1:59.877	73.07	7.094	13:38:08.229
2 -	35.469	51.554	27.314	1:54.337	76.61	1.554	13:40:02.566
3 -	35.031	***50.801***	26.951	***1:52.783*** **(1)**	***77.66***		***13:41:55.349***
4 -	34.934	51.035	27.344	1:53.313 **(3)**	77.30	0.530	13:43:48.662
5 -	***34.839***	51.531	***26.937***	1:53.307 **(2)**	77.31	0.524	13:45:41.969

P2 33 Greg WRIGHT MZ - Neos-IT

IDEAL LAP TIME : 1:52.559 BEST LAP TIME : 1:52.787 DIFFERENCE : 0.228

LAP	SECTOR 1	SECTOR 2	SECTOR 3	LAP TIME	MPH	DIFF	TIME OF DAY
1 -		51.561	27.266	2:00.420	72.74	7.633	13:38:08.772
2 -	35.197	51.584	27.317	1:54.098	76.77	1.311	13:40:02.870
3 -	***34.933***	51.102	27.130	1:53.165 **(2)**	77.40	0.378	13:41:56.035
4 -	34.958	***50.550***	27.279	***1:52.787*** **(1)**	***77.66***		***13:43:48.822***
5 -	35.234	51.138	***27.076***	1:53.448 **(3)**	77.21	0.661	13:45:42.270

P3 50 Christopher ROGERS MZ - CB Racing

IDEAL LAP TIME : 1:52.578 BEST LAP TIME : 1:52.945 DIFFERENCE : 0.367

LAP	SECTOR 1	SECTOR 2	SECTOR 3	LAP TIME	MPH	DIFF	TIME OF DAY
1 -		51.683	27.147	2:00.060	72.96	7.115	13:38:08.412
2 -	35.225	51.771	27.242	1:54.238	76.68	1.293	13:40:02.650
3 -	***34.614***	51.241	27.090	***1:52.945*** **(1)**	***77.55***		***13:41:55.595***
4 -	34.784	***50.917***	27.450	1:53.151 **(2)**	77.41	0.206	13:43:48.746
5 -	34.966	51.529	***27.047***	1:53.542 **(3)**	77.15	0.597	13:45:42.288

P4 44 Robert DESSOY MZ - Dessoy Racing

IDEAL LAP TIME : 1:54.051 BEST LAP TIME : 1:54.534 DIFFERENCE : 0.483

LAP	SECTOR 1	SECTOR 2	SECTOR 3	LAP TIME	MPH	DIFF	TIME OF DAY
1 -		51.572	***27.263***	2:00.938	72.43	6.404	13:38:09.290
2 -	35.594	52.039	27.505	1:55.138 **(3)**	76.08	0.604	13:40:04.428
3 -	35.542	51.464	27.528	***1:54.534*** **(1)**	***76.48***		***13:41:58.962***
4 -	***35.537***	51.945	27.789	1:55.271	75.99	0.737	13:43:54.233
5 -	35.978	***51.251***	27.407	1:54.636 **(2)**	76.41	0.102	13:45:48.869

P5 85 Andrew WALES MZ - Illuminated Design LTD

IDEAL LAP TIME : 1:54.181 BEST LAP TIME : 1:54.363 DIFFERENCE : 0.182

LAP	SECTOR 1	SECTOR 2	SECTOR 3	LAP TIME	MPH	DIFF	TIME OF DAY
1 -		52.211	27.163	2:01.881	71.87	7.518	13:38:10.233
2 -	35.832	51.821	27.200	1:54.853	76.27	0.490	13:40:05.086
3 -	***35.319***	52.338	27.166	1:54.823 **(3)**	76.28	0.460	13:41:59.909
4 -	35.324	51.771	27.268	***1:54.363*** **(1)**	***76.59***		***13:43:54.272***
5 -	35.855	***51.754***	***27.108***	1:54.717 **(2)**	76.36	0.354	13:45:48.989

P6 114 Ryan ANDERSON MZ - Dean Carpentry

IDEAL LAP TIME : 1:56.618 BEST LAP TIME : 1:57.125 DIFFERENCE : 0.507

LAP	SECTOR 1	SECTOR 2	SECTOR 3	LAP TIME	MPH	DIFF	TIME OF DAY
1 -		53.177	27.817	2:05.100	70.02	7.975	13:38:13.452
2 -	36.335	***53.050***	27.740	***1:57.125*** **(1)**	***74.79***		***13:40:10.577***
3 -	***35.956***	53.841	***27.612***	1:57.409 **(2)**	74.60	0.284	13:42:07.986
4 -	35.983	53.905	28.021	1:57.909	74.29	0.784	13:44:05.895
5 -	35.977	53.655	28.177	1:57.809 **(3)**	74.35	0.684	13:46:03.704

P7 68 Graham GARRIQUES MZ -

IDEAL LAP TIME : 1:56.349 BEST LAP TIME : 1:57.252 DIFFERENCE : 0.903

LAP	SECTOR 1	SECTOR 2	SECTOR 3	LAP TIME	MPH	DIFF	TIME OF DAY

Brands Hatch GP
Circuit Length = 2.4332 miles
Start: 13:36 Flag 13:45 End: 13:47

Weather / Track : Cloudy / Dry

BMCRC - MRO Championships 2016 - Rnd 8 @ Brands Hatch GP

Chilton Motors BMZRC 250 MZ

RACE 3 - SECTOR ANALYSIS

SECTOR 1 = FL to I1, SECTOR 2 = I1 to I2, SECTOR 3 = I2 to FL, DIFF = Difference To Personal Best Lap

1 -		***52.386***	***28.044***	2:03.979		70.65	6.727	13:38:12.331
2 -	36.454	52.689	28.109	***1:57.252***	**(1)**	***74.70***		***13:40:09.583***
3 -	36.433	53.526	28.360	1:58.319	**(3)**	74.03	1.067	13:42:07.902
4 -	36.220	53.888	28.315	1:58.423		73.97	1.171	13:44:06.325
5 -	***35.919***	53.366	28.445	1:57.730	**(2)**	74.40	0.478	13:46:04.055

P8 9 Gary HOWLETT MZ - HS Racing

IDEAL LAP TIME : 1:57.651 BEST LAP TIME : 1:57.807 DIFFERENCE : 0.156

LAP	SECTOR 1	SECTOR 2	SECTOR 3	LAP TIME		MPH	DIFF	TIME OF DAY
1 -		53.468	28.058	2:04.961		70.10	7.154	13:38:13.313
2 -	37.250	53.950	28.150	1:59.350		73.39	1.543	13:40:12.663
3 -	36.722	53.824	28.323	1:58.869	**(3)**	73.69	1.062	13:42:11.532
4 -	36.613	53.484	***27.710***	***1:57.807***	**(1)**	***74.35***		***13:44:09.339***
5 -	***36.608***	***53.333***	28.106	1:58.047	**(2)**	74.20	0.240	13:46:07.386

P9 96 Chris KENT MZ -

IDEAL LAP TIME : 1:56.030 BEST LAP TIME : 1:56.297 DIFFERENCE : 0.267

LAP	SECTOR 1	SECTOR 2	SECTOR 3	LAP TIME		MPH	DIFF	TIME OF DAY
1 -		52.404	***27.652***	2:02.744	**(3)**	71.36	6.447	13:38:11.096
2 -	***36.297***	***52.081***	27.919	***1:56.297***	**(1)**	***75.32***		***13:40:07.393***
3 -	36.580	58.661	29.019	2:04.260		70.49	7.963	13:42:11.653
4 -	36.752	56.075	28.207	2:01.034	**(2)**	72.37	4.737	13:44:12.687
5 -	37.498	56.538	28.801	2:02.837		71.31	6.540	13:46:15.524

P10 62 Nicholas BETTRIDGE MZ - Aspire classics

IDEAL LAP TIME : 1:59.445 BEST LAP TIME : 1:59.471 DIFFERENCE : 0.026

LAP	SECTOR 1	SECTOR 2	SECTOR 3	LAP TIME		MPH	DIFF	TIME OF DAY
1 -		54.752	28.904	2:08.318		68.26	8.847	13:38:16.670
2 -	***36.803***	***54.261***	28.407	***1:59.471***	**(1)**	***73.32***		***13:40:16.141***
3 -	37.593	55.291	28.793	2:01.677		71.99	2.206	13:42:17.818
4 -	37.154	55.057	28.718	2:00.929	**(3)**	72.43	1.458	13:44:18.747
5 -	37.442	54.792	***28.381***	2:00.615	**(2)**	72.62	1.144	13:46:19.362

P11 63 R Keith BADGER MZ -

IDEAL LAP TIME : 1:59.534 BEST LAP TIME : 1:59.534 DIFFERENCE : 0.000

LAP	SECTOR 1	SECTOR 2	SECTOR 3	LAP TIME		MPH	DIFF	TIME OF DAY
1 -		55.203	29.105	2:09.852		67.45	10.318	13:38:18.204
2 -	37.399	55.527	29.147	2:02.073		71.75	2.539	13:40:20.277
3 -	37.404	55.297	28.805	2:01.506	**(3)**	72.09	1.972	13:42:21.783
4 -	36.775	54.743	28.840	2:00.358	**(2)**	72.78	0.824	13:44:22.141
5 -	***36.570***	***54.506***	***28.458***	***1:59.534***	**(1)**	***73.28***		***13:46:21.675***

P12 15 Andy MOFFAT MZ - gills office

IDEAL LAP TIME : 1:59.575 BEST LAP TIME : 1:59.660 DIFFERENCE : 0.085

LAP	SECTOR 1	SECTOR 2	SECTOR 3	LAP TIME		MPH	DIFF	TIME OF DAY
1 -		55.420	29.905	2:10.531		67.10	10.871	13:38:18.883
2 -	37.683	55.255	28.484	2:01.422	**(3)**	72.14	1.762	13:40:20.305
3 -	37.720	54.934	28.866	2:01.520		72.08	1.860	13:42:21.825
4 -	***37.211***	54.830	28.229	2:00.270	**(2)**	72.83	0.610	13:44:22.095
5 -	37.296	***54.412***	***27.952***	***1:59.660***	**(1)**	***73.20***		***13:46:21.755***

P13 78 Chris DOWLING MZ -

IDEAL LAP TIME : 1:59.791 BEST LAP TIME : 2:00.001 DIFFERENCE : 0.210

LAP	SECTOR 1	SECTOR 2	SECTOR 3	LAP TIME		MPH	DIFF	TIME OF DAY
1 -		55.765	29.148	2:10.691		67.02	10.690	13:38:19.043
2 -	38.483	54.886	28.857	2:02.226		71.66	2.225	13:40:21.269
3 -	38.264	54.491	28.403	2:01.158	**(3)**	72.30	1.157	13:42:22.427
4 -	37.683	***54.155***	***28.163***	***2:00.001***	**(1)**	***72.99***		***13:44:22.428***

Weather / Track : Cloudy / Dry

Brands Hatch GP
Circuit Length = 2.4332 miles
Start: 13:36 Flag 13:45 End: 13:47

BMCRC - MRO Championships 2016 - Rnd 8 @ Brands Hatch GP

Chilton Motors BMZRC 250 MZ

RACE 3 - SECTOR ANALYSIS

SECTOR 1 = FL to I1, SECTOR 2 = I1 to I2, SECTOR 3 = I2 to FL, DIFF = Difference To Personal Best Lap

5 -	***37.473***	54.476	28.319	2:00.268	**(2)**	72.83	0.267	13:46:22.696

P14 20 Christopher WATSON MZ - Expert Locksmiths Medway

IDEAL LAP TIME : 1:59.324 BEST LAP TIME : 1:59.604 DIFFERENCE : 0.280

LAP	SECTOR 1	SECTOR 2	SECTOR 3	LAP TIME		MPH	DIFF	TIME OF DAY
1 -		56.481	28.940	2:13.812		65.46	14.208	13:38:22.164
2 -	***36.868***	***53.952***	28.784	***1:59.604***	**(1)**	***73.24***		***13:40:21.768***
3 -	37.215	54.251	29.010	2:00.476		72.71	0.872	13:42:22.244
4 -	36.916	54.849	***28.504***	2:00.269	**(2)**	72.83	0.665	13:44:22.513
5 -	37.328	54.016	28.935	2:00.279	**(3)**	72.82	0.675	13:46:22.792

P15 22 Simon FINCH MZ - The Bayard Partnership, ASK Plumbing & Heating

IDEAL LAP TIME : 1:59.713 BEST LAP TIME : 2:00.190 DIFFERENCE : 0.477

LAP	SECTOR 1	SECTOR 2	SECTOR 3	LAP TIME		MPH	DIFF	TIME OF DAY
1 -		56.282	29.095	2:10.431		67.16	10.241	13:38:18.783
2 -	38.307	55.023	28.640	2:01.970		71.81	1.780	13:40:20.753
3 -	38.628	54.411	***28.354***	2:01.393	**(2)**	72.16	1.203	13:42:22.146
4 -	39.685	***53.605***	28.578	2:01.868	**(3)**	71.87	1.678	13:44:24.014
5 -	***37.754***	53.997	28.439	***2:00.190***	**(1)**	***72.88***		***13:46:24.204***

P16 65 Konrad BREESE MZ -

IDEAL LAP TIME : 1:59.943 BEST LAP TIME : 2:00.096 DIFFERENCE : 0.153

LAP	SECTOR 1	SECTOR 2	SECTOR 3	LAP TIME		MPH	DIFF	TIME OF DAY
1 -		55.588	29.891	2:10.856		66.94	10.760	13:38:19.208
2 -	38.462	55.008	29.232	2:02.702		71.39	2.606	13:40:21.910
3 -	37.796	54.563	***28.866***	2:01.225	**(3)**	72.26	1.129	13:42:23.135
4 -	***37.167***	54.566	29.324	2:01.057	**(2)**	72.36	0.961	13:44:24.192
5 -	37.296	***53.910***	28.890	***2:00.096***	**(1)**	***72.94***		***13:46:24.288***

P17 113 R Liam NEWMAN MZ - ASK Plumbing & Heating Center Ltd

IDEAL LAP TIME : 2:03.263 BEST LAP TIME : 2:03.345 DIFFERENCE : 0.082

LAP	SECTOR 1	SECTOR 2	SECTOR 3	LAP TIME		MPH	DIFF	TIME OF DAY
1 -		57.876	***29.024***	2:14.235		65.25	10.890	13:38:22.587
2 -	38.952	56.787	29.387	2:05.126	**(3)**	70.00	1.781	13:40:27.713
3 -	38.903	57.706	29.523	2:06.132		69.44	2.787	13:42:33.845
4 -	38.034	57.011	29.261	2:04.306	**(2)**	70.46	0.961	13:44:38.151
5 -	***37.773***	***56.466***	29.106	***2:03.345***	**(1)**	***71.01***		***13:46:41.496***

P18 11 Ian SLAUGHTER MZ -

IDEAL LAP TIME : 2:02.421 BEST LAP TIME : 2:03.066 DIFFERENCE : 0.645

LAP	SECTOR 1	SECTOR 2	SECTOR 3	LAP TIME		MPH	DIFF	TIME OF DAY
1 -		59.228	30.065	2:17.103		63.89	14.037	13:38:25.455
2 -	38.742	58.157	30.426	2:07.325		68.79	4.259	13:40:32.780
3 -	37.939	56.107	***29.179***	2:03.225	**(3)**	71.08	0.159	13:42:36.005
4 -	37.405	56.437	29.224	***2:03.066***	**(1)**	***71.18***		***13:44:39.071***
5 -	***37.320***	***55.922***	29.902	2:03.144	**(2)**	71.13	0.078	13:46:42.215

P19 43 Daniel BARFORD MZ - Aspire racing

IDEAL LAP TIME : 2:03.342 BEST LAP TIME : 2:03.702 DIFFERENCE : 0.360

LAP	SECTOR 1	SECTOR 2	SECTOR 3	LAP TIME		MPH	DIFF	TIME OF DAY
1 -		58.086	***29.403***	2:15.662		64.57	11.960	13:38:24.014
2 -	38.409	56.630	29.770	2:04.809	**(2)**	70.18	1.107	13:40:28.823
3 -	38.638	57.906	29.414	2:05.958		69.54	2.256	13:42:34.781
4 -	***37.913***	***56.026***	29.763	***2:03.702***	**(1)**	***70.81***		***13:44:38.483***
5 -	37.934	56.365	30.668	2:04.967	**(3)**	70.09	1.265	13:46:43.450

Weather / Track : Cloudy / Dry

Brands Hatch GP
Circuit Length = 2.4332 miles
Start: 13:36 Flag 13:45 End: 13:47

BMCRC - MRO Championships 2016 - Rnd 8 @ Brands Hatch GP

Chilton Motors BMZRC 250 MZ

RACE 3 - SECTOR ANALYSIS

SECTOR 1 = FL to I1, SECTOR 2 = I1 to I2, SECTOR 3 = I2 to FL, DIFF = Difference To Personal Best Lap

P20 90 Peter THORNE MZ - Aspire Classic Restorations

IDEAL LAP TIME : 2:02.729 BEST LAP TIME : 2:02.729 DIFFERENCE : 0.000

LAP	SECTOR 1	SECTOR 2	SECTOR 3	LAP TIME	MPH	DIFF	TIME OF DAY
1 -		57.927	29.918	2:17.312	63.79	14.583	13:38:25.664
2 -	38.854	57.842	30.796	2:07.492	68.70	4.763	13:40:33.156
3 -	39.201	57.887	29.900	2:06.988 (3)	68.98	4.259	13:42:40.144
4 -	38.904	56.616	28.680	2:04.200 (2)	70.53	1.471	13:44:44.344
5 -	***38.329***	***55.834***	***28.566***	***2:02.729 (1)***	***71.37***		***13:46:47.073***

P21 23 R Brian SKINNER MZ - ASK Plumbing & Heating Centre Ltd

IDEAL LAP TIME : 2:04.093 BEST LAP TIME : 2:04.559 DIFFERENCE : 0.466

LAP	SECTOR 1	SECTOR 2	SECTOR 3	LAP TIME	MPH	DIFF	TIME OF DAY
1 -		58.699	29.481	2:16.279	64.27	11.720	13:38:24.631
2 -	39.477	57.790	30.326	2:07.593	68.65	3.034	13:40:32.224
3 -	40.007	57.162	29.975	2:07.144 (3)	68.89	2.585	13:42:39.368
4 -	39.620	57.307	***29.197***	2:06.124 (2)	69.45	1.565	13:44:45.492
5 -	***38.426***	***56.470***	29.663	***2:04.559 (1)***	***70.32***		***13:46:50.051***

P22 94 R Martin RICE MZ - MZ Experience

IDEAL LAP TIME : 2:05.598 BEST LAP TIME : 2:05.771 DIFFERENCE : 0.173

LAP	SECTOR 1	SECTOR 2	SECTOR 3	LAP TIME	MPH	DIFF	TIME OF DAY
1 -		58.631	29.895	2:16.234	64.29	10.463	13:38:24.586
2 -	39.861	58.268	30.530	2:08.659	68.08	2.888	13:40:33.245
3 -	39.627	57.781	29.963	2:07.371 (3)	68.77	1.600	13:42:40.616
4 -	***39.294***	56.946	***29.531***	***2:05.771 (1)***	***69.64***		***13:44:46.387***
5 -	39.363	***56.773***	29.735	2:05.871 (2)	69.59	0.100	13:46:52.258

P23 93 R Trevor COX MZ - MZ Experience

IDEAL LAP TIME : 2:11.217 BEST LAP TIME : 2:11.521 DIFFERENCE : 0.304

LAP	SECTOR 1	SECTOR 2	SECTOR 3	LAP TIME	MPH	DIFF	TIME OF DAY
1 -		1:01.223	***30.959***	2:22.711	61.38	11.190	13:38:31.063
2 -	40.737	1:00.114	31.223	2:12.074 (3)	66.32	0.553	13:40:43.137
3 -	41.356	1:00.035	31.592	2:12.983	65.87	1.462	13:42:56.120
4 -	***40.412***	1:00.145	30.964	***2:11.521 (1)***	***66.60***		***13:45:07.641***
5 -	40.660	***59.846***	31.282	2:11.788 (2)	66.46	0.267	13:47:19.429

P24 27 Andrew BUTTERS MZ -

IDEAL LAP TIME : 2:11.812 BEST LAP TIME : 2:12.924 DIFFERENCE : 1.112

LAP	SECTOR 1	SECTOR 2	SECTOR 3	LAP TIME	MPH	DIFF	TIME OF DAY
1 -		***59.870***	***30.945***	2:22.606	61.42	9.682	13:38:30.958
2 -	41.542	1:00.838	31.124	2:13.504 (2)	65.61	0.580	13:40:44.462
3 -	41.878	1:00.236	31.407	2:13.521 (3)	65.60	0.597	13:42:57.983
4 -	41.220	1:01.082	31.457	2:13.759	65.48	0.835	13:45:11.742
5 -	***40.997***	1:00.615	31.312	***2:12.924 (1)***	***65.90***		***13:47:24.666***

P25 25 R Chris CHADDERTON MZ -

IDEAL LAP TIME : 2:14.559 BEST LAP TIME : 2:14.994 DIFFERENCE : 0.435

LAP	SECTOR 1	SECTOR 2	SECTOR 3	LAP TIME	MPH	DIFF	TIME OF DAY
1 -		1:01.053	***31.504***	2:23.936	60.85	8.942	13:38:32.288
2 -	***42.013***	***1:01.042***	31.939	***2:14.994 (1)***	***64.89***		***13:40:47.282***
3 -	42.750	1:01.720	31.546	2:16.016	64.40	1.022	13:43:03.298
4 -	42.268	1:01.683	31.540	2:15.491 (2)	64.65	0.497	13:45:18.789
5 -	42.225	1:01.914	31.617	2:15.756 (3)	64.52	0.762	13:47:34.545

P26 51 R Graham TOWLER MZ - Rikko racing

IDEAL LAP TIME : 2:19.728 BEST LAP TIME : 2:21.036 DIFFERENCE : 1.308

LAP	SECTOR 1	SECTOR 2	SECTOR 3	LAP TIME	MPH	DIFF	TIME OF DAY

Weather / Track : Cloudy / Dry

Brands Hatch GP
Circuit Length = 2.4332 miles
Start: 13:36 Flag 13:45 End: 13:47

BMCRC - MRO Championships 2016 - Rnd 8 @ Brands Hatch GP

Chilton Motors BMZRC 250 MZ

RACE 3 - SECTOR ANALYSIS

SECTOR 1 = FL to I1, SECTOR 2 = I1 to I2, SECTOR 3 = I2 to FL, DIFF = Difference To Personal Best Lap

1 -		1:06.908	33.154	2:38.853		55.14	17.817	13:38:47.205
2 -	44.121	1:05.740	33.463	2:23.324	**(3)**	61.11	2.288	13:41:10.529
3 -	44.253	1:04.589	***32.666***	2:21.508	**(2)**	61.90	0.472	13:43:32.037
4 -	***43.674***	***1:03.388***	33.974	***2:21.036***	**(1)**	***62.11***		***13:45:53.073***

P27 3 Max MAUD MZ -

IDEAL LAP TIME : 2:13.053 BEST LAP TIME : 2:15.872 DIFFERENCE : 2.819

LAP	SECTOR 1	SECTOR 2	SECTOR 3	LAP TIME		MPH	DIFF	TIME OF DAY
1 -		***59.856***	***31.215***	2:20.322	**(2)**	62.42	4.450	13:38:28.674
2 -	***41.982***	1:02.282	31.608	***2:15.872***	**(1)**	***64.47***		***13:40:44.546***

P28 97 Philip ROOTS MZ - Show Connections Ltd

IDEAL LAP TIME : 2:13.550 BEST LAP TIME : 2:21.839 DIFFERENCE : 8.289

LAP	SECTOR 1	SECTOR 2	SECTOR 3	LAP TIME		MPH	DIFF	TIME OF DAY
1 -		***1:01.134***	***31.127***	***2:21.839***	**(1)**	***61.75***		***13:38:30.191***

Weather / Track : Cloudy / Dry

Brands Hatch GP
Circuit Length = 2.4332 miles
Start: 13:36 Flag 13:45 End: 13:47

BMCRC - MRO Championships 2016 - Rnd 8 @ Brands Hatch GP

Chilton Motors BMZRC 250 MZ

RACE 3 - BEST SECTORS

	SECTOR 1			SECTOR 2			SECTOR 3			IDEAL / BEST COMPARISON					
POS	NO	NAME	TIME	NO	NAME	TIME	NO	NAME	TIME	POS	NO	NAME	IDEAL	BEST	DIFF
												PERFECT LAP	1:52.101		
1	50	ROGERS	34.614	33	WRIGHT	50.550	75	WOODALL	26.937	1	33	WRIGHT	1:52.559	1:52.787	0.228
2	75	WOODALL	34.839	75	WOODALL	50.801	50	ROGERS	27.047	2	75	WOODALL	1:52.577	1:52.783	0.206
3	33	WRIGHT	34.933	50	ROGERS	50.917	33	WRIGHT	27.076	3	50	ROGERS	1:52.578	1:52.945	0.367
4	85	WALES	35.319	44	DESSOY	51.251	85	WALES	27.108	4	44	DESSOY	1:54.051	1:54.534	0.483
5	44	DESSOY	35.537	85	WALES	51.754	44	DESSOY	27.263	5	85	WALES	1:54.181	1:54.363	0.182
6	68	GARRIQUES	35.919	96	KENT	52.081	114	ANDERSON	27.612	6	96	KENT	1:56.030	1:56.297	0.267
7	114	ANDERSON	35.956	68	GARRIQUES	52.386	96	KENT	27.652	7	68	GARRIQUES	1:56.349	1:57.252	0.903
8	96	KENT	36.297	114	ANDERSON	53.050	9	HOWLETT	27.710	8	114	ANDERSON	1:56.618	1:57.125	0.507
9	63	BADGER	36.570	9	HOWLETT	53.333	15	MOFFAT	27.952	9	9	HOWLETT	1:57.651	1:57.807	0.156
10	9	HOWLETT	36.608	22	FINCH	53.605	68	GARRIQUES	28.044	10	20	WATSON	1:59.324	1:59.604	0.280
11	62	BETTRIDGE	36.803	65	BREESE	53.910	78	DOWLING	28.163	11	62	BETTRIDGE	1:59.445	1:59.471	0.026
12	20	WATSON	36.868	20	WATSON	53.952	22	FINCH	28.354	12	63	BADGER	1:59.534	1:59.534	0.000
13	65	BREESE	37.167	78	DOWLING	54.155	62	BETTRIDGE	28.381	13	15	MOFFAT	1:59.575	1:59.660	0.085
14	15	MOFFAT	37.211	62	BETTRIDGE	54.261	63	BADGER	28.458	14	22	FINCH	1:59.713	2:00.190	0.477
15	11	SLAUGHTER	37.320	15	MOFFAT	54.412	20	WATSON	28.504	15	78	DOWLING	1:59.791	2:00.001	0.210
16	78	DOWLING	37.473	63	BADGER	54.506	90	THORNE	28.566	16	65	BREESE	1:59.943	2:00.096	0.153
17	22	FINCH	37.754	90	THORNE	55.834	65	BREESE	28.866	17	11	SLAUGHTER	2:02.421	2:03.066	0.645
18	113	NEWMAN	37.773	11	SLAUGHTER	55.922	113	NEWMAN	29.024	18	90	THORNE	2:02.729	2:02.729	0.000
19	43	BARFORD	37.913	43	BARFORD	56.026	11	SLAUGHTER	29.179	19	113	NEWMAN	2:03.263	2:03.345	0.082
20	90	THORNE	38.329	113	NEWMAN	56.466	23	SKINNER	29.197	20	43	BARFORD	2:03.342	2:03.702	0.360
21	23	SKINNER	38.426	23	SKINNER	56.470	43	BARFORD	29.403	21	23	SKINNER	2:04.093	2:04.559	0.466
22	94	RICE	39.294	94	RICE	56.773	94	RICE	29.531	22	94	RICE	2:05.598	2:05.771	0.173
23	93	COX	40.412	93	COX	59.846	27	BUTTERS	30.945	23	93	COX	2:11.217	2:11.521	0.304
24	27	BUTTERS	40.997	3	MAUD	59.856	93	COX	30.959	24	27	BUTTERS	2:11.812	2:12.924	1.112
25	97	ROOTS	41.289	27	BUTTERS	59.870	97	ROOTS	31.127	25	3	MAUD	2:13.053	2:15.872	2.819
26	3	MAUD	41.982	25	CHADDERTON	1:01.042	3	MAUD	31.215	26	97	ROOTS	2:13.550	2:21.839	8.289
27	25	CHADDERTON	42.013	97	ROOTS	1:01.134	25	CHADDERTON	31.504	27	25	CHADDERTON	2:14.559	2:14.994	0.435
28	51	TOWLER	43.674	51	TOWLER	1:03.388	51	TOWLER	32.666	28	51	TOWLER	2:19.728	2:21.036	1.308
29															

Weather / Track : Cloudy / Dry

Brands Hatch GP
Circuit Length = 2.4332 miles
Start: 13:36 Flag 13:45 End: 13:47

Results can be found at www.tsl-timing.com

Printed - 13:49 Saturday, 20 August 2016

CHILTON MOTORS LTD
MZ CHAMPIONSHIP

BMCRC - MRO Championships 2016 - Rnd 8 @ Brands Hatch GP

Chilton Motors BMZRC 250 MZ

RACE 14 - CLASSIFICATION

POS	NO	CL	PIC	NAME	ENTRY	LAPS	TIME	GAP	DIFF	MPH	BEST	ON
1	**75**		1	Peter WOODALL	MZ - Core Projects Ltd	**5**	9:28.433			77.05	**1:52.018**	4
2	**50**		2	Christopher ROGERS	MZ - CB Racing	**5**	9:28.528	**0.095**	0.095	77.03	**1:51.105**	4
3	**33**		3	Greg WRIGHT	MZ - Neos-IT	**5**	9:33.560	**5.127**	5.032	76.36	**1:52.893**	3
4	**44**		4	Robert DESSOY	MZ - Dessoy Racing	**5**	9:34.983	**6.550**	1.423	76.17	**1:52.811**	2
5	**85**		5	Andrew WALES	MZ - Illuminated Design LTD	**5**	9:37.043	**8.610**	2.060	75.90	**1:53.765**	3
6	**9**		6	Gary HOWLETT	MZ - HS Racing	**5**	9:47.851	**19.418**	10.808	74.50	**1:54.894**	4
7	**68**		7	Graham GARRIQUES	MZ -	**5**	9:48.122	**19.689**	0.271	74.47	**1:55.114**	5
8	**114**		8	Ryan ANDERSON	MZ - Dean Carpentry	**5**	9:51.315	**22.882**	3.193	74.07	**1:56.112**	4
9	**96**		9	Chris KENT	MZ -	**5**	9:57.761	**29.328**	6.446	73.27	**1:53.125**	2
10	**63**	R	1	Keith BADGER	MZ -	**5**	10:00.241	**31.808**	2.480	72.96	**1:56.491**	5
11	**22**		10	Simon FINCH	MZ - The Bayard Partnership, ASK Plumbing & Hea	**5**	10:00.370	**31.937**	0.129	72.95	**1:56.818**	5
12	**15**		11	Andy MOFFAT	MZ - gills office	**5**	10:03.172	**34.739**	2.802	72.61	**1:57.038**	4
13	**20**		12	Christopher WATSON	MZ - Expert Locksmiths Medway	**5**	10:03.401	**34.968**	0.229	72.58	**1:57.919**	4
14	**65**		13	Konrad BREESE	MZ -	**5**	10:05.616	**37.183**	2.215	72.32	**1:58.529**	4
15	**43**		14	Daniel BARFORD	MZ - Aspire racing	**5**	10:07.930	**39.497**	2.314	72.04	**1:59.496**	5
16	**113**	R	2	Liam NEWMAN	MZ - ASK Plumbing & Heating Center Ltd	**5**	10:23.556	**55.123**	15.626	70.24	**2:00.593**	4
17	**23**	R	3	Brian SKINNER	MZ - ASK Plumbing & Heating Centre Ltd	**5**	10:23.874	**55.441**	0.318	70.20	**2:01.946**	4
18	**11**		15	Ian SLAUGHTER	MZ -	**5**	10:23.918	**55.485**	0.044	70.20	**2:01.791**	3
19	**94**	R	4	Martin RICE	MZ - MZ Experience	**5**	10:45.597	**1:17.164**	21.679	67.84	**2:07.715**	2
20	**3**		16	Max MAUD	MZ -	**5**	10:51.493	**1:23.060**	5.896	67.22	**2:07.930**	5
21	**93**	R	5	Trevor COX	MZ - MZ Experience	**5**	11:06.723	**1:38.290**	15.230	65.69	**2:07.830**	5
22	**27**		17	Andrew BUTTERS	MZ -	**5**	11:23.183	**1:54.750**	16.460	64.11	**2:11.972**	5
23	**97**		18	Philip ROOTS	MZ - Show Connections Ltd	**5**	11:23.856	**1:55.423**	0.673	64.04	**2:12.064**	5
24	**25**	R	6	Chris CHADDERTON	MZ -	**5**	11:24.445	**1:56.012**	0.589	63.99	**2:12.596**	5
25	**51**	R	7	Graham TOWLER	MZ - Rikko racing	**5**	11:39.792	**2:11.359**	15.347	62.58	**2:17.335**	2
				NOT CLASSIFIED								
DNF	**62**			Nicholas BETTRIDGE	MZ - Aspire classics	**4**	8:04.170	**1 Lap**	1 Lap	72.36	**1:57.607**	2
DNF	**13**	R		Ben HAWES	MZ -	**0**						

FASTEST LAP

50		Christopher ROGERS	MZ - CB Racing	**4**	1:51.105	78.84 mph	126.88 kph
63	R	Keith BADGER	MZ -	**5**	1:56.491	75.19 mph	121.01 kph

Class - 90% of Race Speed = 69.34 mph
Class R - 90% of Race Speed = 65.66 mph

Brands Hatch GP
Circuit Length = 2.4332 miles
Start: 17:10 Flag 17:20 End: 17:22

Weather / Track : Cloudy / Dry
These results are provisional until the conclusion of any judicial and technical matters.

Clerk Of Course :		Timekeeper :

Results can be found at www.tsl-timing.com

Printed - 17:22 Saturday, 20 August 2016

TSL SPORTS TIMING TIMING SOLUTIONS LTD

BMCRC - MRO Championships 2016 - Rnd 8 @ Brands Hatch GP

Chilton Motors BMZRC 250 MZ

RACE 14 - LAP CHART

LAP 1 @ 17:12:32.733

NO	BEHIND	LAP TIME
75		1:58.346
50	1.525	1:59.871
44	1.752	2:00.098
33	1.835	2:00.181
96	2.144	2:00.490
85	2.939	2:01.285
114	4.422	2:02.768
68	5.187	2:03.533
62	5.222	2:03.568
9	5.398	2:03.744
15	7.930	2:06.276
22	8.024	2:06.370
63	8.695	2:07.041
20	8.922	2:07.268
43	9.300	2:07.646
65	9.513	2:07.859
113	11.395	2:09.741
11	11.687	2:10.033
23	12.884	2:11.230
94	14.932	2:13.278
3	18.980	2:17.326
97	27.491	2:25.837
25	27.709	2:26.055
27	27.759	2:26.105
93	28.661	2:27.007
51	28.861	2:27.207

LAP 2 @ 17:14:25.067

NO	BEHIND	LAP TIME
75		1:52.334
50	2.212	1:53.021
44	2.229	1:52.811
96	2.935	1:53.125
33	3.026	1:53.525
85	4.483	1:53.878
68	10.293	1:57.440
114	10.472	1:58.384
62	10.495	1:57.607
9	10.611	1:57.547
22	15.474	1:59.784
15	16.320	2:00.724
63	16.525	2:00.164
43	16.711	1:59.745
65	17.026	1:59.847
20	17.108	2:00.520
113	20.485	2:01.424
23	25.293	2:04.743
11	25.379	2:06.026
94	30.313	2:07.715
3	34.942	2:08.296
93	47.397	2:11.070
27	50.151	2:14.726
97	51.169	2:16.012
25	51.667	2:16.292
51	53.862	2:17.335

LAP 3 @ 17:16:17.699

NO	BEHIND	LAP TIME
75		1:52.632
50	1.194	1:51.614
33	3.287	1:52.893
44	4.051	1:54.454
85	5.616	1:53.765
96	7.808	1:57.505
9	14.182	1:56.203
68	14.291	1:56.630
114	15.050	1:57.210
62	16.373	1:58.510
22	21.855	1:59.013
63	21.963	1:58.070
20	24.066	1:59.590
65	24.657	2:00.263
43	24.805	2:00.726
15	25.306	2:01.618
11	34.538	2:01.791
23	35.636	2:02.975
113	37.345	2:09.492
94	45.698	2:08.017
3	51.444	2:09.134
93	1:05.933	2:11.168
27	1:13.795	2:16.276
25	1:14.135	2:15.100
97	1:14.212	2:15.675
51	1:18.594	2:17.364

LAP 4 @ 17:18:09.717

NO	BEHIND	LAP TIME
75		1:52.018
50	0.281	1:51.105
33	4.524	1:53.255
44	5.767	1:53.734
85	7.822	1:54.224
9	17.058	1:54.894
68	17.678	1:55.405
114	19.144	1:56.112
96	19.650	2:03.860
22	28.222	1:58.385
63	28.420	1:58.475
62	28.840	2:04.485
20	29.967	1:57.919
15	30.326	1:57.038
65	31.168	1:58.529
43	33.104	2:00.317
23	45.564	2:01.946
11	45.651	2:03.131
113	45.920	2:00.593
94	1:02.276	2:08.596
3	1:08.233	2:08.807
93	1:23.563	2:09.648
27	1:35.881	2:14.104
97	1:36.462	2:14.268
25	1:36.519	2:14.402
51	1:44.777	2:18.201

LAP 5 @ 17:20:02.820

NO	BEHIND	LAP TIME
75		1:53.103
50	0.095	1:52.917
33	5.127	1:53.706
44	6.550	1:53.886
85	8.610	1:53.891
9	19.418	1:55.463
68	19.689	1:55.114
114	22.882	1:56.841
96	29.328	2:02.781
63	31.808	1:56.491
22	31.937	1:56.818
15	34.739	1:57.516
20	34.968	1:58.104
65	37.183	1:59.118
43	39.497	1:59.496
113	55.123	2:02.306
23	55.441	2:02.980
11	55.485	2:02.937
94	1:17.164	2:07.991
3	1:23.060	2:07.930
93	1:38.290	2:07.830
27	1:54.750	2:11.972
97	1:55.423	2:12.064
25	1:56.012	2:12.596
51	2:11.359	2:19.685

Weather / Track : Cloudy / Dry

Brands Hatch GP
Circuit Length = 2.4332 miles
Start: 17:10 Flag 17:20 End: 17:22

Results can be found at www.tsl-timing.com

Printed - 17:24 Saturday, 20 August 2016

BMCRC - MRO Championships 2016 - Rnd 8 @ Brands Hatch GP

Chilton Motors BMZRC 250 MZ

RACE 14 - SECTOR ANALYSIS

SECTOR 1 = FL to I1, SECTOR 2 = I1 to I2, SECTOR 3 = I2 to FL, DIFF = Difference To Personal Best Lap

P1 75 Peter WOODALL MZ - Core Projects Ltd

IDEAL LAP TIME : 1:51.806 BEST LAP TIME : 1:52.018 DIFFERENCE : 0.212

LAP	SECTOR 1	SECTOR 2	SECTOR 3	LAP TIME	MPH	DIFF	TIME OF DAY
1 -		50.392	27.219	1:58.346	74.01	6.328	17:12:32.733
2 -	34.863	50.530	***26.941***	1:52.334 **(2)**	77.98	0.316	17:14:25.067
3 -	34.799	50.888	26.945	1:52.632 **(3)**	77.77	0.614	17:16:17.699
4 -	***34.619***	***50.246***	27.153	***1:52.018*** **(1)**	***78.20***		***17:18:09.717***
5 -	34.747	51.197	27.159	1:53.103	77.45	1.085	17:20:02.820

P2 50 Christopher ROGERS MZ - CB Racing

IDEAL LAP TIME : 1:51.032 BEST LAP TIME : 1:51.105 DIFFERENCE : 0.073

LAP	SECTOR 1	SECTOR 2	SECTOR 3	LAP TIME	MPH	DIFF	TIME OF DAY
1 -		50.783	27.288	1:59.871	73.07	8.766	17:12:34.258
2 -	34.956	50.939	27.126	1:53.021	77.50	1.916	17:14:27.279
3 -	34.523	50.234	***26.857***	1:51.614 **(2)**	78.48	0.509	17:16:18.893
4 -	***34.153***	***50.022***	26.930	***1:51.105*** **(1)**	***78.84***		***17:18:09.998***
5 -	34.562	51.105	27.250	1:52.917 **(3)**	77.57	1.812	17:20:02.915

P3 33 Greg WRIGHT MZ - Neos-IT

IDEAL LAP TIME : 1:52.635 BEST LAP TIME : 1:52.893 DIFFERENCE : 0.258

LAP	SECTOR 1	SECTOR 2	SECTOR 3	LAP TIME	MPH	DIFF	TIME OF DAY
1 -		51.058	27.891	2:00.181	72.88	7.288	17:12:34.568
2 -	35.545	51.097	***26.883***	1:53.525 **(3)**	77.16	0.632	17:14:28.093
3 -	***34.844***	50.936	27.113	***1:52.893*** **(1)**	***77.59***		***17:16:20.986***
4 -	35.056	***50.908***	27.291	1:53.255 **(2)**	77.34	0.362	17:18:14.241
5 -	35.284	50.976	27.446	1:53.706	77.03	0.813	17:20:07.947

P4 44 Robert DESSOY MZ - Dessoy Racing

IDEAL LAP TIME : 1:52.811 BEST LAP TIME : 1:52.811 DIFFERENCE : 0.000

LAP	SECTOR 1	SECTOR 2	SECTOR 3	LAP TIME	MPH	DIFF	TIME OF DAY
1 -		51.027	27.369	2:00.098	72.93	7.287	17:12:34.485
2 -	***34.811***	***50.748***	***27.252***	***1:52.811*** **(1)**	***77.65***		***17:14:27.296***
3 -	35.209	51.771	27.474	1:54.454	76.53	1.643	17:16:21.750
4 -	35.085	51.102	27.547	1:53.734 **(2)**	77.02	0.923	17:18:15.484
5 -	35.044	51.077	27.765	1:53.886 **(3)**	76.91	1.075	17:20:09.370

P5 85 Andrew WALES MZ - Illuminated Design LTD

IDEAL LAP TIME : 1:53.297 BEST LAP TIME : 1:53.765 DIFFERENCE : 0.468

LAP	SECTOR 1	SECTOR 2	SECTOR 3	LAP TIME	MPH	DIFF	TIME OF DAY
1 -		51.485	***27.078***	2:01.285	72.22	7.520	17:12:35.672
2 -	35.707	***51.092***	27.079	1:53.878 **(2)**	76.92	0.113	17:14:29.550
3 -	***35.127***	51.508	27.130	***1:53.765*** **(1)**	***76.99***		***17:16:23.315***
4 -	35.609	51.399	27.216	1:54.224	76.69	0.459	17:18:17.539
5 -	35.200	51.212	27.479	1:53.891 **(3)**	76.91	0.126	17:20:11.430

P6 9 Gary HOWLETT MZ - HS Racing

IDEAL LAP TIME : 1:54.443 BEST LAP TIME : 1:54.894 DIFFERENCE : 0.451

LAP	SECTOR 1	SECTOR 2	SECTOR 3	LAP TIME	MPH	DIFF	TIME OF DAY
1 -		52.828	***27.410***	2:03.744	70.78	8.850	17:12:38.131
2 -	36.184	53.813	27.550	1:57.547	74.52	2.653	17:14:35.678
3 -	36.032	52.609	27.562	1:56.203 **(3)**	75.38	1.309	17:16:31.881
4 -	***35.209***	52.045	27.640	***1:54.894*** **(1)**	***76.24***		***17:18:26.775***
5 -	35.503	***51.824***	28.136	1:55.463 **(2)**	75.86	0.569	17:20:22.238

P7 68 Graham GARRIQUES MZ -

IDEAL LAP TIME : 1:55.092 BEST LAP TIME : 1:55.114 DIFFERENCE : 0.022

LAP	SECTOR 1	SECTOR 2	SECTOR 3	LAP TIME	MPH	DIFF	TIME OF DAY

Weather / Track : Cloudy / Dry

Brands Hatch GP
Circuit Length = 2.4332 miles
Start: 17:10 Flag 17:20 End: 17:22

BMCRC - MRO Championships 2016 - Rnd 8 @ Brands Hatch GP

Chilton Motors BMZRC 250 MZ

RACE 14 - SECTOR ANALYSIS

SECTOR 1 = FL to I1, SECTOR 2 = I1 to I2, SECTOR 3 = I2 to FL, DIFF = Difference To Personal Best Lap

1 -		52.345	27.859	2:03.533		70.91	8.419	17:12:37.920
2 -	36.139	53.312	27.989	1:57.440		74.58	2.326	17:14:35.360
3 -	35.902	52.529	28.199	1:56.630	(3)	75.10	1.516	17:16:31.990
4 -	***35.475***	51.867	28.063	1:55.405	(2)	75.90	0.291	17:18:27.395
5 -	35.497	***51.761***	***27.856***	***1:55.114***	(1)	***76.09***		***17:20:22.509***

P8 114 Ryan ANDERSON MZ - Dean Carpentry

IDEAL LAP TIME : 1:55.715 BEST LAP TIME : 1:56.112 DIFFERENCE : 0.397

LAP	SECTOR 1	SECTOR 2	SECTOR 3	LAP TIME		MPH	DIFF	TIME OF DAY
1 -		***52.327***	***27.728***	2:02.768		71.35	6.656	17:12:37.155
2 -	36.367	54.280	27.737	1:58.384		73.99	2.272	17:14:35.539
3 -	36.464	53.008	27.738	1:57.210	(3)	74.73	1.098	17:16:32.749
4 -	***35.660***	52.686	27.766	***1:56.112***	(1)	***75.44***		***17:18:28.861***
5 -	35.905	52.995	27.941	1:56.841	(2)	74.97	0.729	17:20:25.702

P9 96 Chris KENT MZ -

IDEAL LAP TIME : 1:52.845 BEST LAP TIME : 1:53.125 DIFFERENCE : 0.280

LAP	SECTOR 1	SECTOR 2	SECTOR 3	LAP TIME		MPH	DIFF	TIME OF DAY
1 -		51.258	27.168	2:00.490	(3)	72.70	7.365	17:12:34.877
2 -	35.369	***50.689***	***27.067***	***1:53.125***	(1)	***77.43***		***17:14:28.002***
3 -	***35.089***	53.961	28.455	1:57.505	(2)	74.54	4.380	17:16:25.507
4 -	35.870	59.248	28.742	2:03.860		70.72	10.735	17:18:29.367
5 -	36.158	57.194	29.429	2:02.781		71.34	9.656	17:20:32.148

P10 63 R Keith BADGER MZ -

IDEAL LAP TIME : 1:56.491 BEST LAP TIME : 1:56.491 DIFFERENCE : 0.000

LAP	SECTOR 1	SECTOR 2	SECTOR 3	LAP TIME		MPH	DIFF	TIME OF DAY
1 -		53.594	28.589	2:07.041		68.95	10.550	17:12:41.428
2 -	36.996	54.910	28.258	2:00.164		72.89	3.673	17:14:41.592
3 -	36.250	53.756	28.064	1:58.070	(2)	74.19	1.579	17:16:39.662
4 -	36.754	53.821	27.900	1:58.475	(3)	73.93	1.984	17:18:38.137
5 -	***35.866***	***52.898***	***27.727***	***1:56.491***	(1)	***75.19***		***17:20:34.628***

P11 22 Simon FINCH MZ - The Bayard Partnership, ASK Plumbing & Heating

IDEAL LAP TIME : 1:56.818 BEST LAP TIME : 1:56.818 DIFFERENCE : 0.000

LAP	SECTOR 1	SECTOR 2	SECTOR 3	LAP TIME		MPH	DIFF	TIME OF DAY
1 -		53.527	28.459	2:06.370		69.31	9.552	17:12:40.757
2 -	37.218	54.265	28.301	1:59.784		73.13	2.966	17:14:40.541
3 -	37.177	53.593	28.243	1:59.013	(3)	73.60	2.195	17:16:39.554
4 -	37.241	53.064	28.080	1:58.385	(2)	73.99	1.567	17:18:37.939
5 -	***36.852***	***52.124***	***27.842***	***1:56.818***	(1)	***74.98***		***17:20:34.757***

P12 15 Andy MOFFAT MZ - gills office

IDEAL LAP TIME : 1:56.733 BEST LAP TIME : 1:57.038 DIFFERENCE : 0.305

LAP	SECTOR 1	SECTOR 2	SECTOR 3	LAP TIME		MPH	DIFF	TIME OF DAY
1 -		54.021	28.481	2:06.276		69.37	9.238	17:12:40.663
2 -	37.569	54.644	28.511	2:00.724	(3)	72.56	3.686	17:14:41.387
3 -	37.327	55.683	28.608	2:01.618		72.02	4.580	17:16:43.005
4 -	36.372	***52.780***	***27.886***	***1:57.038***	(1)	***74.84***		***17:18:40.043***
5 -	***36.067***	52.861	28.588	1:57.516	(2)	74.54	0.478	17:20:37.559

P13 20 Christopher WATSON MZ - Expert Locksmiths Medway

IDEAL LAP TIME : 1:57.513 BEST LAP TIME : 1:57.919 DIFFERENCE : 0.406

LAP	SECTOR 1	SECTOR 2	SECTOR 3	LAP TIME		MPH	DIFF	TIME OF DAY
1 -		53.135	28.822	2:07.268		68.82	9.349	17:12:41.655
2 -	36.900	55.361	***28.259***	2:00.520		72.68	2.601	17:14:42.175
3 -	36.832	54.355	28.403	1:59.590	(3)	73.24	1.671	17:16:41.765
4 -	36.453	53.118	28.348	***1:57.919***	(1)	***74.28***		***17:18:39.684***

Weather / Track : Cloudy / Dry

Brands Hatch GP
Circuit Length = 2.4332 miles
Start: 17:10 Flag 17:20 End: 17:22

BMCRC - MRO Championships 2016 - Rnd 8 @ Brands Hatch GP

Chilton Motors BMZRC 250 MZ

RACE 14 - SECTOR ANALYSIS

SECTOR 1 = FL to I1, SECTOR 2 = I1 to I2, SECTOR 3 = I2 to FL, DIFF = Difference To Personal Best Lap

5 -	***36.159***	***53.095***	28.850	1:58.104 **(2)**	74.17	0.185	17:20:37.788

P14 65 Konrad BREESE MZ -

IDEAL LAP TIME : 1:58.515 BEST LAP TIME : 1:58.529 DIFFERENCE : 0.014

LAP	SECTOR 1	SECTOR 2	SECTOR 3	LAP TIME	MPH	DIFF	TIME OF DAY
1 -		53.394	28.668	2:07.859	68.51	9.330	17:12:42.246
2 -	37.234	54.097	***28.516***	1:59.847 **(3)**	73.09	1.318	17:14:42.093
3 -	36.882	54.839	28.542	2:00.263	72.83	1.734	17:16:42.356
4 -	***36.650***	***53.349***	28.530	***1:58.529*** **(1)**	***73.90***		***17:18:40.885***
5 -	36.738	53.603	28.777	1:59.118 **(2)**	73.53	0.589	17:20:40.003

P15 43 Daniel BARFORD MZ - Aspire racing

IDEAL LAP TIME : 1:58.113 BEST LAP TIME : 1:59.496 DIFFERENCE : 1.383

LAP	SECTOR 1	SECTOR 2	SECTOR 3	LAP TIME	MPH	DIFF	TIME OF DAY
1 -		***53.150***	28.904	2:07.646	68.62	8.150	17:12:42.033
2 -	***36.678***	54.153	28.914	1:59.745 **(2)**	73.15	0.249	17:14:41.778
3 -	37.300	54.915	28.511	2:00.726	72.55	1.230	17:16:42.504
4 -	36.696	55.336	***28.285***	2:00.317 **(3)**	72.80	0.821	17:18:42.821
5 -	36.959	54.219	28.318	***1:59.496*** **(1)**	***73.30***		***17:20:42.317***

P16 113 R Liam NEWMAN MZ - ASK Plumbing & Heating Center Ltd

IDEAL LAP TIME : 2:00.053 BEST LAP TIME : 2:00.593 DIFFERENCE : 0.540

LAP	SECTOR 1	SECTOR 2	SECTOR 3	LAP TIME	MPH	DIFF	TIME OF DAY
1 -		55.261	28.913	2:09.741	67.51	9.148	17:12:44.128
2 -	37.481	55.534	28.409	2:01.424 **(2)**	72.14	0.831	17:14:45.552
3 -	45.534	55.568	***28.390***	2:09.492	67.64	8.899	17:16:55.044
4 -	***36.740***	***54.923***	28.930	***2:00.593*** **(1)**	***72.63***		***17:18:55.637***
5 -	37.041	56.392	28.873	2:02.306 **(3)**	71.62	1.713	17:20:57.943

P17 23 R Brian SKINNER MZ - ASK Plumbing & Heating Centre Ltd

IDEAL LAP TIME : 2:01.173 BEST LAP TIME : 2:01.946 DIFFERENCE : 0.773

LAP	SECTOR 1	SECTOR 2	SECTOR 3	LAP TIME	MPH	DIFF	TIME OF DAY
1 -		***54.749***	29.650	2:11.230	66.75	9.284	17:12:45.617
2 -	38.806	56.758	29.179	2:04.743	70.22	2.797	17:14:50.360
3 -	38.171	55.872	28.932	2:02.975 **(2)**	71.23	1.029	17:16:53.335
4 -	***37.495***	55.428	29.023	***2:01.946*** **(1)**	***71.83***		***17:18:55.281***
5 -	37.815	56.236	***28.929***	2:02.980 **(3)**	71.22	1.034	17:20:58.261

P18 11 Ian SLAUGHTER MZ -

IDEAL LAP TIME : 2:01.176 BEST LAP TIME : 2:01.791 DIFFERENCE : 0.615

LAP	SECTOR 1	SECTOR 2	SECTOR 3	LAP TIME	MPH	DIFF	TIME OF DAY
1 -		***54.842***	29.232	2:10.033	67.36	8.242	17:12:44.420
2 -	39.520	56.774	29.732	2:06.026	69.50	4.235	17:14:50.446
3 -	37.633	55.025	29.133	***2:01.791*** **(1)**	***71.92***		***17:16:52.237***
4 -	37.667	56.393	29.071	2:03.131 **(3)**	71.14	1.340	17:18:55.368
5 -	***37.272***	56.603	***29.062***	2:02.937 **(2)**	71.25	1.146	17:20:58.305

P19 94 R Martin RICE MZ - MZ Experience

IDEAL LAP TIME : 2:05.444 BEST LAP TIME : 2:07.715 DIFFERENCE : 2.271

LAP	SECTOR 1	SECTOR 2	SECTOR 3	LAP TIME	MPH	DIFF	TIME OF DAY
1 -		***56.108***	***29.883***	2:13.278	65.72	5.563	17:12:47.665
2 -	40.263	57.567	29.885	***2:07.715*** **(1)**	***68.58***		***17:14:55.380***
3 -	***39.453***	58.049	30.515	2:08.017 **(3)**	68.42	0.302	17:17:03.397
4 -	40.286	57.813	30.497	2:08.596	68.11	0.881	17:19:11.993
5 -	39.937	57.501	30.553	2:07.991 **(2)**	68.44	0.276	17:21:19.984

Weather / Track : Cloudy / Dry

Brands Hatch GP
Circuit Length = 2.4332 miles
Start: 17:10 Flag 17:20 End: 17:22

BMCRC - MRO Championships 2016 - Rnd 8 @ Brands Hatch GP

Chilton Motors BMZRC 250 MZ

RACE 14 - SECTOR ANALYSIS

SECTOR 1 = FL to I1, SECTOR 2 = I1 to I2, SECTOR 3 = I2 to FL, DIFF = Difference To Personal Best Lap

P20 3 Max MAUD MZ -

IDEAL LAP TIME : 2:07.211 BEST LAP TIME : 2:07.930 DIFFERENCE : 0.719

LAP	SECTOR 1	SECTOR 2	SECTOR 3	LAP TIME	MPH	DIFF	TIME OF DAY
1 -		***57.778***	***30.178***	2:17.326	63.78	9.396	17:12:51.713
2 -	***39.255***	58.585	30.456	2:08.296 **(2)**	68.27	0.366	17:15:00.009
3 -	39.510	59.115	30.509	2:09.134	67.83	1.204	17:17:09.143
4 -	39.491	58.769	30.547	2:08.807 **(3)**	68.00	0.877	17:19:17.950
5 -	39.700	57.810	30.420	***2:07.930*** **(1)**	***68.47***		***17:21:25.880***

P21 93 R Trevor COX MZ - MZ Experience

IDEAL LAP TIME : 2:07.830 BEST LAP TIME : 2:07.830 DIFFERENCE : 0.000

LAP	SECTOR 1	SECTOR 2	SECTOR 3	LAP TIME	MPH	DIFF	TIME OF DAY
1 -		1:00.284	31.624	2:27.007	59.58	19.177	17:13:01.394
2 -	40.754	59.766	30.550	2:11.070 **(3)**	66.83	3.240	17:15:12.464
3 -	40.525	59.585	31.058	2:11.168	66.78	3.338	17:17:23.632
4 -	40.156	59.136	30.356	2:09.648 **(2)**	67.56	1.818	17:19:33.280
5 -	***39.575***	***58.034***	***30.221***	***2:07.830*** **(1)**	***68.52***		***17:21:41.110***

P22 27 Andrew BUTTERS MZ -

IDEAL LAP TIME : 2:11.972 BEST LAP TIME : 2:11.972 DIFFERENCE : 0.000

LAP	SECTOR 1	SECTOR 2	SECTOR 3	LAP TIME	MPH	DIFF	TIME OF DAY
1 -		1:03.337	31.126	2:26.105	59.95	14.133	17:13:00.492
2 -	41.261	1:01.553	31.912	2:14.726 **(3)**	65.01	2.754	17:15:15.218
3 -	41.753	1:02.510	32.013	2:16.276	64.28	4.304	17:17:31.494
4 -	41.395	1:01.464	31.245	2:14.104 **(2)**	65.32	2.132	17:19:45.598
5 -	***40.527***	***1:00.550***	***30.895***	***2:11.972*** **(1)**	***66.37***		***17:21:57.570***

P23 97 Philip ROOTS MZ - Show Connections Ltd

IDEAL LAP TIME : 2:11.637 BEST LAP TIME : 2:12.064 DIFFERENCE : 0.427

LAP	SECTOR 1	SECTOR 2	SECTOR 3	LAP TIME	MPH	DIFF	TIME OF DAY
1 -		1:03.530	32.154	2:25.837	60.06	13.773	17:13:00.224
2 -	42.209	1:01.584	32.219	2:16.012	64.40	3.948	17:15:16.236
3 -	41.050	1:02.706	31.919	2:15.675 **(3)**	64.56	3.611	17:17:31.911
4 -	***40.516***	1:01.395	32.357	2:14.268 **(2)**	65.24	2.204	17:19:46.179
5 -	40.943	***1:00.321***	***30.800***	***2:12.064*** **(1)**	***66.33***		***17:21:58.243***

P24 25 R Chris CHADDERTON MZ -

IDEAL LAP TIME : 2:12.596 BEST LAP TIME : 2:12.596 DIFFERENCE : 0.000

LAP	SECTOR 1	SECTOR 2	SECTOR 3	LAP TIME	MPH	DIFF	TIME OF DAY
1 -		1:02.724	31.875	2:26.055	59.97	13.459	17:13:00.442
2 -	43.265	1:01.279	31.748	2:16.292	64.27	3.696	17:15:16.734
3 -	42.035	1:01.164	31.901	2:15.100 **(3)**	64.83	2.504	17:17:31.834
4 -	42.093	1:00.719	31.590	2:14.402 **(2)**	65.17	1.806	17:19:46.236
5 -	***41.501***	***1:00.130***	***30.965***	***2:12.596*** **(1)**	***66.06***		***17:21:58.832***

P25 51 R Graham TOWLER MZ - Rikko racing

IDEAL LAP TIME : 2:16.412 BEST LAP TIME : 2:17.335 DIFFERENCE : 0.923

LAP	SECTOR 1	SECTOR 2	SECTOR 3	LAP TIME	MPH	DIFF	TIME OF DAY
1 -		1:02.476	***31.881***	2:27.207	59.50	9.872	17:13:01.594
2 -	42.654	***1:02.201***	32.480	***2:17.335*** **(1)**	***63.78***		***17:15:18.929***
3 -	***42.330***	1:02.214	32.820	2:17.364 **(2)**	63.77	0.029	17:17:36.293
4 -	42.960	1:02.479	32.762	2:18.201 **(3)**	63.38	0.866	17:19:54.494
5 -	42.790	1:04.428	32.467	2:19.685	62.71	2.350	17:22:14.179

P26 62 Nicholas BETTRIDGE MZ - Aspire classics

IDEAL LAP TIME : 1:56.772 BEST LAP TIME : 1:57.607 DIFFERENCE : 0.835

LAP	SECTOR 1	SECTOR 2	SECTOR 3	LAP TIME	MPH	DIFF	TIME OF DAY

Weather / Track : Cloudy / Dry

Brands Hatch GP
Circuit Length = 2.4332 miles
Start: 17:10 Flag 17:20 End: 17:22

BMCRC - MRO Championships 2016 - Rnd 8 @ Brands Hatch GP

Chilton Motors BMZRC 250 MZ

RACE 14 - SECTOR ANALYSIS

SECTOR 1 = FL to I1, SECTOR 2 = I1 to I2, SECTOR 3 = I2 to FL, DIFF = Difference To Personal Best Lap

1 -		***52.699***	***28.045***	2:03.568	**(3)**	70.89	5.961	17:12:37.955
2 -	36.030	53.216	28.361	***1:57.607***	**(1)**	***74.48***		***17:14:35.562***
3 -	***36.028***	53.841	28.641	1:58.510	**(2)**	73.91	0.903	17:16:34.072
4 -	36.260	53.961	34.264	2:04.485		70.36	6.878	17:18:38.557

Weather / Track : Cloudy / Dry

Brands Hatch GP
Circuit Length = 2.4332 miles
Start: 17:10 Flag 17:20 End: 17:22

BMCRC - MRO Championships 2016 - Rnd 8 @ Brands Hatch GP

Chilton Motors BMZRC 250 MZ

RACE 14 - BEST SECTORS

	SECTOR 1			SECTOR 2			SECTOR 3			IDEAL / BEST COMPARISON					
POS	NO	NAME	TIME	NO	NAME	TIME	NO	NAME	TIME	POS	NO	NAME	IDEAL	BEST	DIFF
												PERFECT LAP	1:51.032		
1	50	ROGERS	34.153	50	ROGERS	50.022	50	ROGERS	26.857	1	50	ROGERS	1:51.032	1:51.105	0.073
2	75	WOODALL	34.619	75	WOODALL	50.246	33	WRIGHT	26.883	2	75	WOODALL	1:51.806	1:52.018	0.212
3	44	DESSOY	34.811	96	KENT	50.689	75	WOODALL	26.941	3	33	WRIGHT	1:52.635	1:52.893	0.258
4	33	WRIGHT	34.844	44	DESSOY	50.748	96	KENT	27.067	4	44	DESSOY	1:52.811	1:52.811	0.000
5	96	KENT	35.089	33	WRIGHT	50.908	85	WALES	27.078	5	96	KENT	1:52.845	1:53.125	0.280
6	85	WALES	35.127	85	WALES	51.092	44	DESSOY	27.252	6	85	WALES	1:53.297	1:53.765	0.468
7	9	HOWLETT	35.209	68	GARRIQUES	51.761	9	HOWLETT	27.410	7	9	HOWLETT	1:54.443	1:54.894	0.451
8	68	GARRIQUES	35.475	9	HOWLETT	51.824	63	BADGER	27.727	8	68	GARRIQUES	1:55.092	1:55.114	0.022
9	114	ANDERSON	35.660	22	FINCH	52.124	114	ANDERSON	27.728	9	114	ANDERSON	1:55.715	1:56.112	0.397
10	63	BADGER	35.866	114	ANDERSON	52.327	22	FINCH	27.842	10	63	BADGER	1:56.491	1:56.491	0.000
11	62	BETTRIDGE	36.028	62	BETTRIDGE	52.699	68	GARRIQUES	27.856	11	15	MOFFAT	1:56.733	1:57.038	0.305
12	15	MOFFAT	36.067	15	MOFFAT	52.780	15	MOFFAT	27.886	12	62	BETTRIDGE	1:56.772	1:57.607	0.835
13	20	WATSON	36.159	63	BADGER	52.898	62	BETTRIDGE	28.045	13	22	FINCH	1:56.818	1:56.818	0.000
14	65	BREESE	36.650	20	WATSON	53.095	20	WATSON	28.259	14	20	WATSON	1:57.513	1:57.919	0.406
15	43	BARFORD	36.678	43	BARFORD	53.150	43	BARFORD	28.285	15	43	BARFORD	1:58.113	1:59.496	1.383
16	113	NEWMAN	36.740	65	BREESE	53.349	113	NEWMAN	28.390	16	65	BREESE	1:58.515	1:58.529	0.014
17	22	FINCH	36.852	23	SKINNER	54.749	65	BREESE	28.516	17	113	NEWMAN	2:00.053	2:00.593	0.540
18	11	SLAUGHTER	37.272	11	SLAUGHTER	54.842	23	SKINNER	28.929	18	23	SKINNER	2:01.173	2:01.946	0.773
19	23	SKINNER	37.495	113	NEWMAN	54.923	11	SLAUGHTER	29.062	19	11	SLAUGHTER	2:01.176	2:01.791	0.615
20	3	MAUD	39.255	94	RICE	56.108	94	RICE	29.883	20	94	RICE	2:05.444	2:07.715	2.271
21	94	RICE	39.453	3	MAUD	57.778	3	MAUD	30.178	21	3	MAUD	2:07.211	2:07.930	0.719
22	93	COX	39.575	93	COX	58.034	93	COX	30.221	22	93	COX	2:07.830	2:07.830	0.000
23	97	ROOTS	40.516	25	CHADDERTON	1:00.130	97	ROOTS	30.800	23	97	ROOTS	2:11.637	2:12.064	0.427
24	27	BUTTERS	40.527	97	ROOTS	1:00.321	27	BUTTERS	30.895	24	27	BUTTERS	2:11.972	2:11.972	0.000
25	25	CHADDERTON	41.501	27	BUTTERS	1:00.550	25	CHADDERTON	30.965	25	25	CHADDERTON	2:12.596	2:12.596	0.000
26	51	TOWLER	42.330	51	TOWLER	1:02.201	51	TOWLER	31.881	26	51	TOWLER	2:16.412	2:17.335	0.923
27															

Weather / Track : Cloudy / Dry

Brands Hatch GP
Circuit Length = 2.4332 miles
Start: 17:10 Flag 17:20 End: 17:22

Results can be found at www.tsl-timing.com

Printed - 17:23 Saturday, 20 August 2016

The Gavin Sherwood Trophy 2016

	TOTAL	GAP	DIFF	Saturday 20th August	Brands Hatch GP
				R1	R2
Peter WOODALL	**50**			25	25
Christopher ROGERS	**36**	14		16	20
Greg WRIGHT	**36**	14	0	20	16
Robert DESSOY	**26**	24	10	13	13
Andrew WALES	**22**	28	4	11	11
Gary HOWLETT	**18**	32	4	8	10
Graham GARRIQUES	**18**	32	0	9	9
Ryan ANDERSON	**18**	32	0	10	8
Chris KENT	**14**	36	4	7	7
Keith BADGER	**11**	39	3	5	6
Andy MOFFAT	**8**	42	3	4	4
Simon FINCH	**6**	44	2	1	5
Nicholas BETTRIDGE	**6**	44	0	6	
Christopher WATSON	**5**	45	1	2	3
Chris DOWLING	**3**	47	2	3	
Konrad BREESE	**2**	48	1		2
Daniel BARFORD	**1**	49	1		1
Liam NEWMAN	**0**	50	1		
Ian SLAUGHTER	**0**	50	0		
Peter THORNE	**0**	50	0		
Brian SKINNER	**0**	50	0		
Martin RICE	**0**	50	0		
Trevor COX	**0**	50	0		
Andrew BUTTERS	**0**	50	0		
Chris CHADDERTON	**0**	50	0		
Graham TOWLER	**0**	50	0		
Max MAUD	**0**	50	0		
Philip ROOTS	**0**	50	0		
Ben HAWES	**0**	50	0		

CHILTON MOTORS LTD
MZ CHAMPIONSHIP

BMCRC - MRO Championships 2016 - Rnd 8 @ Brands Hatch GP

Chilton Motors BMZRC 250 MZ

RACE 3 - CLASSIFICATION

POS	NO	CL	PIC	NAME	ENTRY	LAPS	TIME	GAP	DIFF	MPH	BEST	ON
1	75		1	Peter WOODALL	MZ - Core Projects Ltd	5	9:25.546			77.44	1:51.684	2
2	50		2	Christopher ROGERS	MZ - CB Racing	5	9:25.633	0.087	0.087	77.43	1:51.141	2
3	85		3	Andrew WALES	MZ - Illuminated Design LTD	5	9:36.927	11.381	11.294	75.91	1:53.534	4
4	9		4	Gary HOWLETT	MZ - HS Racing	5	9:39.297	13.751	2.370	75.60	1:53.972	4
5	68		5	Graham GARRIQUES	MZ -	5	9:39.698	14.152	0.401	75.55	1:54.180	3
6	44		6	Robert DESSOY	MZ - Dessoy Racing	5	9:42.628	17.082	2.930	75.17	1:53.904	4
7	63	R	1	Keith BADGER	MZ -	5	9:43.303	17.757	0.675	75.08	1:54.038	5
8	33 *		7	Greg WRIGHT	MZ - Neos-IT	5	9:49.970	24.424	6.667	74.23	1:55.012	4
9	15		8	Andy MOFFAT	MZ - gills office	5	9:58.004	32.458	8.034	73.24	1:57.700	2
10	78		9	Chris DOWLING	MZ -	5	9:59.016	33.470	1.012	73.11	1:56.731	2
11	20		10	Christopher WATSON	MZ - Expert Locksmiths Medway	5	9:59.158	33.612	0.142	73.10	1:57.277	5
12	22		11	Simon FINCH	MZ - The Bayard Partnership, ASK Plumbing & Hea	5	10:01.240	35.694	2.082	72.84	1:56.185	5
13	65		12	Konrad BREESE	MZ -	5	10:01.367	35.821	0.127	72.83	1:57.284	5
14	113	R	2	Liam NEWMAN	MZ - ASK Plumbing & Heating Center Ltd	5	10:02.717	37.171	1.350	72.66	1:58.139	2
15	96		13	Chris KENT	MZ -	5	10:08.997	43.451	6.280	71.92	1:56.651	2
16	43 *		14	Daniel BARFORD	MZ - Aspire racing	5	10:12.375	46.829	3.378	71.52	1:57.806	5
17	11		15	Ian SLAUGHTER	MZ -	5	10:19.333	53.787	6.958	70.71	2:01.235	3
18	23	R	3	Brian SKINNER	MZ - ASK Plumbing & Heating Centre Ltd	5	10:38.911	1:13.365	19.578	68.55	2:05.261	2
19	3		16	Max MAUD	MZ -	5	10:39.337	1:13.791	0.426	68.50	2:04.715	5
20	93	R	4	Trevor COX	MZ - MZ Experience	5	10:39.431	1:13.885	0.094	68.49	2:05.387	2
21	90		17	Peter THORNE	MZ - Aspire Classic Restorations	5	10:48.404	1:22.858	8.973	67.54	2:05.927	2
22	25	R	5	Chris CHADDERTON	MZ -	5	11:21.857	1:56.311	33.453	64.23	2:13.054	5
23	51	R	6	Graham TOWLER	MZ - Rikko racing	4	9:53.431	1 Lap	1 Lap	59.04	2:20.518	2
					NOT CLASSIFIED							
DNF	27			Andrew BUTTERS	MZ -	3	7:03.330	2 Laps	1 Lap	62.07	2:19.151	3
DNF	97			Philip ROOTS	MZ - Show Connections Ltd	2	4:28.707	3 Laps	1 Lap	65.19	2:10.676	2
DNF	94	R		Martin RICE	MZ - MZ Experience	1	2:10.236	4 Laps	1 Lap	67.26	2:10.236	1
DNF	114			Ryan ANDERSON	MZ - Dean Carpentry	0						
DNF	62			Nicholas BETTRIDGE	MZ - Aspire classics	0						
DNF	13	R		Ben HAWES	MZ -	0						

FASTEST LAP

50		Christopher ROGERS	MZ - CB Racing	2	1:51.141	78.81 mph	126.84 kph
63	R	Keith BADGER	MZ -	5	1:54.038	76.81 mph	123.62 kph

*** No. 43 - 10 second penalty - jump start**
*** No. 33 - Please fit a working transponder**
Class - 90% of Race Speed = 69.69 mph
Class R - 90% of Race Speed = 67.57 mph

Brands Hatch GP
Circuit Length = 2.4332 miles
Start: 12:02 Flag 12:11 End: 12:13

Weather / Track : Cloudy / Dry
These results are provisional until the conclusion of any judicial and technical matters.

Clerk Of Course :		Timekeeper :

Results can be found at www.tsl-timing.com

Printed - 12:15 Sunday, 21 August 2016

TSL SPORTS TIMING TIMING SOLUTIONS LTD

BMCRC - MRO Championships 2016 - Rnd 8 @ Brands Hatch GP

Chilton Motors BMZRC 250 MZ

RACE 3 - LAP CHART

LAP 1 @ 12:04:10.883

NO	BEHIND	LAP TIME
75		1:57.844
50	0.628	1:58.472
44	2.079	1:59.923
85	2.116	1:59.960
68	3.330	2:01.174
9	3.651	2:01.495
96	5.364	2:03.208
63	5.942	2:03.786
15	6.813	2:04.657
65	8.291	2:06.135
22	8.520	2:06.364
20	8.613	2:06.457
43	8.634	2:06.478
113	8.788	2:06.632
33	9.038	2:06.882
78	11.003	2:08.847
94	12.392	2:10.236
11	12.483	2:10.327
23	15.388	2:13.232
3	16.239	2:14.083
93	16.977	2:14.821
90	17.152	2:14.996
97	20.187	2:18.031
25	24.183	2:22.027
27	25.107	2:22.951
51	31.060	2:28.904

LAP 2 @ 12:06:02.567

NO	BEHIND	LAP TIME
75		1:51.684
50	0.085	1:51.141
85	4.573	1:54.141
68	5.999	1:54.353
44	6.158	1:55.763
9	6.852	1:54.885
63	9.823	1:55.565
96	10.331	1:56.651
15	12.829	1:57.700
33	13.258	1:55.904
113	15.243	1:58.139
65	15.455	1:58.848
43	15.578	1:58.628
20	15.799	1:58.870
78	16.050	1:56.731
22	16.196	1:59.360
11	23.251	2:02.452
23	28.965	2:05.261
93	30.680	2:05.387
90	31.395	2:05.927
3	31.851	2:07.296
97	39.179	2:10.676
25	47.819	2:15.320
27	54.651	2:21.228
51	59.894	2:20.518

LAP 3 @ 12:07:54.531

NO	BEHIND	LAP TIME
75		1:51.964
50	0.226	1:52.105
85	6.233	1:53.624
68	8.215	1:54.180
9	9.141	1:54.253
44	12.874	1:58.680
63	13.542	1:55.683
33	16.526	1:55.232
15	18.998	1:58.133
78	22.118	1:58.032
20	22.495	1:58.660
22	23.742	1:59.510
96	23.854	2:05.487
43	23.925	2:00.311
113	24.342	2:01.063
65	24.453	2:00.962
11	32.522	2:01.235
23	43.589	2:06.588
93	45.024	2:06.308
90	46.211	2:06.780
3	46.670	2:06.783
25	1:11.654	2:15.799
27	1:21.838	2:19.151
51	1:32.493	2:24.563

LAP 4 @ 12:09:46.640

NO	BEHIND	LAP TIME
75		1:52.109
50	0.367	1:52.250
85	7.658	1:53.534
68	10.808	1:54.702
9	11.004	1:53.972
44	14.669	1:53.904
63	15.664	1:54.231
33	19.429	1:55.012
15	25.597	1:58.708
20	28.280	1:57.894
78	28.317	1:58.308
65	30.482	1:58.138
113	30.885	1:58.652
43	30.968	1:59.152
22	31.454	1:59.821
96	32.600	2:00.855
11	41.946	2:01.533
23	59.316	2:07.836
93	59.938	2:07.023
3	1:01.021	2:06.460
90	1:03.181	2:09.079
25	1:35.202	2:15.657

LAP 5 @ 12:11:38.585

NO	BEHIND	LAP TIME
75		1:51.945
50	0.087	1:51.665
85	11.381	1:55.668
9	13.751	1:54.692
68	14.152	1:55.289
44	17.082	1:54.358
63	17.757	1:54.038
33	24.424	1:56.940
51	1 Lap	2:39.446
15	32.458	1:58.806
78	33.470	1:57.098
20	33.612	1:57.277
22	35.694	1:56.185
65	35.821	1:57.284
43	36.829	1:57.806
113	37.171	1:58.231
96	43.451	2:02.796
11	53.787	2:03.786
23	1:13.365	2:05.994
3	1:13.791	2:04.715
93	1:13.885	2:05.892
90	1:22.858	2:11.622
25	1:56.311	2:13.054

Weather / Track : Cloudy / Dry

Brands Hatch GP
Circuit Length = 2.4332 miles
Start: 12:02 Flag 12:11 End: 12:13

Results can be found at www.tsl-timing.com

Printed - 12:17 Sunday, 21 August 2016

BMCRC - MRO Championships 2016 - Rnd 8 @ Brands Hatch GP

Chilton Motors BMZRC 250 MZ

RACE 3 - SECTOR ANALYSIS

SECTOR 1 = FL to I1, SECTOR 2 = I1 to I2, SECTOR 3 = I2 to FL, DIFF = Difference To Personal Best Lap

P1 75 Peter WOODALL MZ - Core Projects Ltd

IDEAL LAP TIME : 1:51.197 BEST LAP TIME : 1:51.684 DIFFERENCE : 0.487

LAP	SECTOR 1	SECTOR 2	SECTOR 3	LAP TIME	MPH	DIFF	TIME OF DAY
1 -		50.120	27.059	1:57.844	74.33	6.160	12:04:10.883
2 -	34.947	***49.755***	***26.982***	***1:51.684*** **(1)**	***78.43***		***12:06:02.567***
3 -	34.947	49.905	27.112	1:51.964 **(3)**	78.23	0.280	12:07:54.531
4 -	34.815	50.078	27.216	1:52.109	78.13	0.425	12:09:46.640
5 -	***34.460***	49.899	27.586	1:51.945 **(2)**	78.25	0.261	12:11:38.585

P2 50 Christopher ROGERS MZ - CB Racing

IDEAL LAP TIME : 1:50.786 BEST LAP TIME : 1:51.141 DIFFERENCE : 0.355

LAP	SECTOR 1	SECTOR 2	SECTOR 3	LAP TIME	MPH	DIFF	TIME OF DAY
1 -		50.267	27.354	1:58.472	73.93	7.331	12:04:11.511
2 -	34.573	***49.603***	26.965	***1:51.141*** **(1)**	***78.81***		***12:06:02.652***
3 -	34.663	50.167	27.275	1:52.105 **(3)**	78.13	0.964	12:07:54.757
4 -	35.479	49.886	***26.885***	1:52.250	78.03	1.109	12:09:47.007
5 -	***34.298***	49.706	27.661	1:51.665 **(2)**	78.44	0.524	12:11:38.672

P3 85 Andrew WALES MZ - Illuminated Design LTD

IDEAL LAP TIME : 1:53.281 BEST LAP TIME : 1:53.534 DIFFERENCE : 0.253

LAP	SECTOR 1	SECTOR 2	SECTOR 3	LAP TIME	MPH	DIFF	TIME OF DAY
1 -		50.979	***27.240***	1:59.960	73.02	6.426	12:04:12.999
2 -	35.533	51.005	27.603	1:54.141 **(3)**	76.74	0.607	12:06:07.140
3 -	***35.322***	50.890	27.412	1:53.624 **(2)**	77.09	0.090	12:08:00.764
4 -	35.335	***50.719***	27.480	***1:53.534*** **(1)**	***77.15***		***12:09:54.298***
5 -	35.462	52.424	27.782	1:55.668	75.73	2.134	12:11:49.966

P4 9 Gary HOWLETT MZ - HS Racing

IDEAL LAP TIME : 1:53.612 BEST LAP TIME : 1:53.972 DIFFERENCE : 0.360

LAP	SECTOR 1	SECTOR 2	SECTOR 3	LAP TIME	MPH	DIFF	TIME OF DAY
1 -		51.372	27.381	2:01.495	72.10	7.523	12:04:14.534
2 -	35.931	51.601	27.353	1:54.885	76.24	0.913	12:06:09.419
3 -	35.415	***51.153***	27.685	1:54.253 **(2)**	76.67	0.281	12:08:03.672
4 -	***35.338***	51.513	***27.121***	***1:53.972*** **(1)**	***76.85***		***12:09:57.644***
5 -	35.339	51.740	27.613	1:54.692 **(3)**	76.37	0.720	12:11:52.336

P5 68 Graham GARRIQUES MZ -

IDEAL LAP TIME : 1:53.992 BEST LAP TIME : 1:54.180 DIFFERENCE : 0.188

LAP	SECTOR 1	SECTOR 2	SECTOR 3	LAP TIME	MPH	DIFF	TIME OF DAY
1 -		51.065	27.798	2:01.174	72.29	6.994	12:04:14.213
2 -	35.618	***50.900***	27.835	1:54.353 **(2)**	76.60	0.173	12:06:08.566
3 -	35.595	50.964	***27.621***	***1:54.180*** **(1)**	***76.71***		***12:08:02.746***
4 -	***35.471***	51.324	27.907	1:54.702 **(3)**	76.37	0.522	12:09:57.448
5 -	36.025	51.521	27.743	1:55.289	75.98	1.109	12:11:52.737

P6 44 Robert DESSOY MZ - Dessoy Racing

IDEAL LAP TIME : 1:53.399 BEST LAP TIME : 1:53.904 DIFFERENCE : 0.505

LAP	SECTOR 1	SECTOR 2	SECTOR 3	LAP TIME	MPH	DIFF	TIME OF DAY
1 -		50.886	***27.429***	1:59.923	73.04	6.019	12:04:12.962
2 -	35.707	51.008	29.048	1:55.763 **(3)**	75.67	1.859	12:06:08.725
3 -	***35.194***	55.363	28.123	1:58.680	73.81	4.776	12:08:07.405
4 -	35.429	***50.776***	27.699	***1:53.904*** **(1)**	***76.90***		***12:10:01.309***
5 -	35.675	50.902	27.781	1:54.358 **(2)**	76.60	0.454	12:11:55.667

P7 63 R Keith BADGER MZ -

IDEAL LAP TIME : 1:53.878 BEST LAP TIME : 1:54.038 DIFFERENCE : 0.160

LAP	SECTOR 1	SECTOR 2	SECTOR 3	LAP TIME	MPH	DIFF	TIME OF DAY

Weather / Track : Cloudy / Dry

Brands Hatch GP
Circuit Length = 2.4332 miles
Start: 12:02 Flag 12:11 End: 12:13

BMCRC - MRO Championships 2016 - Rnd 8 @ Brands Hatch GP

Chilton Motors BMZRC 250 MZ

RACE 3 - SECTOR ANALYSIS

SECTOR 1 = FL to I1, SECTOR 2 = I1 to I2, SECTOR 3 = I2 to FL, DIFF = Difference To Personal Best Lap

1 -		52.186	28.073	2:03.786		70.76	9.748	12:04:16.825
2 -	35.596	52.224	27.745	1:55.565	(3)	75.80	1.527	12:06:12.390
3 -	35.938	52.035	27.710	1:55.683		75.72	1.645	12:08:08.073
4 -	35.552	***51.205***	***27.474***	1:54.231	(2)	76.68	0.193	12:10:02.304
5 -	***35.199***	51.264	27.575	***1:54.038***	(1)	***76.81***		***12:11:56.342***

P8 33 Greg WRIGHT MZ - Neos-IT

IDEAL LAP TIME : BEST LAP TIME : 1:55.012 DIFFERENCE :

LAP	SECTOR 1	SECTOR 2	SECTOR 3	LAP TIME		MPH	DIFF	TIME OF DAY
1 -				2:06.882		69.03	11.870	12:04:19.921
2 -				1:55.904	(3)	75.57	0.892	12:06:15.825
3 -				1:55.232	(2)	76.01	0.220	12:08:11.057
4 -				***1:55.012***	(1)	***76.16***		***12:10:06.069***
5 -				1:56.940		74.90	1.928	12:12:03.009

P9 15 Andy MOFFAT MZ - gills office

IDEAL LAP TIME : 1:56.755 BEST LAP TIME : 1:57.700 DIFFERENCE : 0.945

LAP	SECTOR 1	SECTOR 2	SECTOR 3	LAP TIME		MPH	DIFF	TIME OF DAY
1 -		***52.593***	28.274	2:04.657		70.27	6.957	12:04:17.696
2 -	36.271	52.841	28.588	***1:57.700***	(1)	***74.42***		***12:06:15.396***
3 -	36.413	53.346	28.374	1:58.133	(2)	74.15	0.433	12:08:13.529
4 -	36.620	53.912	***28.176***	1:58.708	(3)	73.79	1.008	12:10:12.237
5 -	***35.986***	53.514	29.306	1:58.806		73.73	1.106	12:12:11.043

P10 78 Chris DOWLING MZ -

IDEAL LAP TIME : 1:56.358 BEST LAP TIME : 1:56.731 DIFFERENCE : 0.373

LAP	SECTOR 1	SECTOR 2	SECTOR 3	LAP TIME		MPH	DIFF	TIME OF DAY
1 -		53.033	28.389	2:08.847		67.98	12.116	12:04:21.886
2 -	36.623	***51.986***	***28.122***	***1:56.731***	(1)	***75.04***		***12:06:18.617***
3 -	36.746	53.096	28.190	1:58.032	(3)	74.21	1.301	12:08:16.649
4 -	37.109	53.063	28.136	1:58.308		74.04	1.577	12:10:14.957
5 -	***36.250***	52.501	28.347	1:57.098	(2)	74.80	0.367	12:12:12.055

P11 20 Christopher WATSON MZ - Expert Locksmiths Medway

IDEAL LAP TIME : 1:57.193 BEST LAP TIME : 1:57.277 DIFFERENCE : 0.084

LAP	SECTOR 1	SECTOR 2	SECTOR 3	LAP TIME		MPH	DIFF	TIME OF DAY
1 -		53.301	28.361	2:06.457		69.27	9.180	12:04:19.496
2 -	37.400	53.164	28.306	1:58.870		73.69	1.593	12:06:18.366
3 -	36.600	53.730	28.330	1:58.660	(3)	73.82	1.383	12:08:17.026
4 -	***36.404***	52.943	28.547	1:57.894	(2)	74.30	0.617	12:10:14.920
5 -	36.488	***52.613***	***28.176***	***1:57.277***	(1)	***74.69***		***12:12:12.197***

P12 22 Simon FINCH MZ - The Bayard Partnership, ASK Plumbing & Heating

IDEAL LAP TIME : 1:56.185 BEST LAP TIME : 1:56.185 DIFFERENCE : 0.000

LAP	SECTOR 1	SECTOR 2	SECTOR 3	LAP TIME		MPH	DIFF	TIME OF DAY
1 -		53.177	28.928	2:06.364		69.32	10.179	12:04:19.403
2 -	37.413	53.675	28.272	1:59.360	(2)	73.39	3.175	12:06:18.763
3 -	37.189	53.264	29.057	1:59.510	(3)	73.29	3.325	12:08:18.273
4 -	38.449	53.354	28.018	1:59.821		73.10	3.636	12:10:18.094
5 -	***36.483***	***52.077***	***27.625***	***1:56.185***	(1)	***75.39***		***12:12:14.279***

P13 65 Konrad BREESE MZ -

IDEAL LAP TIME : 1:57.284 BEST LAP TIME : 1:57.284 DIFFERENCE : 0.000

LAP	SECTOR 1	SECTOR 2	SECTOR 3	LAP TIME		MPH	DIFF	TIME OF DAY
1 -		52.694	28.749	2:06.135		69.44	8.851	12:04:19.174
2 -	36.937	52.561	29.350	1:58.848	(3)	73.70	1.564	12:06:18.022
3 -	37.298	54.340	29.324	2:00.962		72.41	3.678	12:08:18.984
4 -	36.872	52.721	28.545	1:58.138	(2)	74.14	0.854	12:10:17.122

Weather / Track : Cloudy / Dry

Brands Hatch GP
Circuit Length = 2.4332 miles
Start: 12:02 Flag 12:11 End: 12:13

BMCRC - MRO Championships 2016 - Rnd 8 @ Brands Hatch GP

Chilton Motors BMZRC 250 MZ

RACE 3 - SECTOR ANALYSIS

SECTOR 1 = FL to I1, SECTOR 2 = I1 to I2, SECTOR 3 = I2 to FL, DIFF = Difference To Personal Best Lap

5 -	***36.534***	***52.389***	***28.361***	***1:57.284***	***(1)***	***74.68***	***12:12:14.406***

P14 113 R Liam NEWMAN

MZ - ASK Plumbing & Heating Center Ltd

IDEAL LAP TIME : 1:56.574 BEST LAP TIME : 1:58.139 DIFFERENCE : 1.565

LAP	SECTOR 1	SECTOR 2	SECTOR 3	LAP TIME		MPH	DIFF	TIME OF DAY
1 -		53.412	27.979	2:06.632		69.17	8.493	12:04:19.671
2 -	37.070	***52.946***	28.123	***1:58.139***	***(1)***	***74.14***		***12:06:17.810***
3 -	36.956	54.718	29.389	2:01.063		72.35	2.924	12:08:18.873
4 -	37.490	53.417	***27.745***	1:58.652	**(3)**	73.82	0.513	12:10:17.525
5 -	***35.883***	53.663	28.685	1:58.231	**(2)**	74.09	0.092	12:12:15.756

P15 96 Chris KENT

MZ -

IDEAL LAP TIME : 1:55.434 BEST LAP TIME : 1:56.651 DIFFERENCE : 1.217

LAP	SECTOR 1	SECTOR 2	SECTOR 3	LAP TIME		MPH	DIFF	TIME OF DAY
1 -		***50.613***	28.843	2:03.208		71.09	6.557	12:04:16.247
2 -	36.923	51.712	***28.016***	***1:56.651***	***(1)***	***75.09***		***12:06:12.898***
3 -	37.430	57.512	30.545	2:05.487		69.80	8.836	12:08:18.385
4 -	37.628	54.917	28.310	2:00.855	**(2)**	72.48	4.204	12:10:19.240
5 -	***36.805***	55.492	30.499	2:02.796	**(3)**	71.33	6.145	12:12:22.036

P16 43 Daniel BARFORD

MZ - Aspire racing

IDEAL LAP TIME : 1:57.669 BEST LAP TIME : 1:57.806 DIFFERENCE : 0.137

LAP	SECTOR 1	SECTOR 2	SECTOR 3	LAP TIME		MPH	DIFF	TIME OF DAY
1 -		***52.948***	28.775	2:06.478		69.25	8.672	12:04:19.517
2 -	36.971	53.385	***28.272***	1:58.628	**(2)**	73.84	0.822	12:06:18.145
3 -	36.890	54.443	28.978	2:00.311		72.80	2.505	12:08:18.456
4 -	36.772	53.643	28.737	1:59.152	**(3)**	73.51	1.346	12:10:17.608
5 -	***36.449***	52.955	28.402	***1:57.806***	***(1)***	***74.35***		***12:12:15.414***

P17 11 Ian SLAUGHTER

MZ -

IDEAL LAP TIME : 1:59.689 BEST LAP TIME : 2:01.235 DIFFERENCE : 1.546

LAP	SECTOR 1	SECTOR 2	SECTOR 3	LAP TIME		MPH	DIFF	TIME OF DAY
1 -		54.597	***28.686***	2:10.327		67.21	9.092	12:04:23.366
2 -	37.517	54.958	29.977	2:02.452	**(3)**	71.53	1.217	12:06:25.818
3 -	37.798	54.264	29.173	***2:01.235***	***(1)***	***72.25***		***12:08:27.053***
4 -	38.129	***54.005***	29.399	2:01.533	**(2)**	72.07	0.298	12:10:28.586
5 -	***36.998***	55.304	31.484	2:03.786		70.76	2.551	12:12:32.372

P18 23 R Brian SKINNER

MZ - ASK Plumbing & Heating Centre Ltd

IDEAL LAP TIME : 2:03.894 BEST LAP TIME : 2:05.261 DIFFERENCE : 1.367

LAP	SECTOR 1	SECTOR 2	SECTOR 3	LAP TIME		MPH	DIFF	TIME OF DAY
1 -		***56.300***	***29.188***	2:13.232		65.74	7.971	12:04:26.271
2 -	***38.406***	57.077	29.778	***2:05.261***	***(1)***	***69.93***		***12:06:31.532***
3 -	39.647	56.976	29.965	2:06.588	**(3)**	69.19	1.327	12:08:38.120
4 -	40.954	56.848	30.034	2:07.836		68.52	2.575	12:10:45.956
5 -	38.500	57.429	30.065	2:05.994	**(2)**	69.52	0.733	12:12:51.950

P19 3 Max MAUD

MZ -

IDEAL LAP TIME : 2:04.715 BEST LAP TIME : 2:04.715 DIFFERENCE : 0.000

LAP	SECTOR 1	SECTOR 2	SECTOR 3	LAP TIME		MPH	DIFF	TIME OF DAY
1 -		57.213	30.445	2:14.083		65.33	9.368	12:04:27.122
2 -	38.652	58.399	30.245	2:07.296		68.81	2.581	12:06:34.418
3 -	39.245	57.466	30.072	2:06.783	**(3)**	69.09	2.068	12:08:41.201
4 -	38.886	57.406	30.168	2:06.460	**(2)**	69.26	1.745	12:10:47.661
5 -	***38.295***	***56.428***	***29.992***	***2:04.715***	***(1)***	***70.23***		***12:12:52.376***

Weather / Track : Cloudy / Dry

Brands Hatch GP
Circuit Length = 2.4332 miles
Start: 12:02 Flag 12:11 End: 12:13

BMCRC - MRO Championships 2016 - Rnd 8 @ Brands Hatch GP

Chilton Motors BMZRC 250 MZ

RACE 3 - SECTOR ANALYSIS

SECTOR 1 = FL to I1, SECTOR 2 = I1 to I2, SECTOR 3 = I2 to FL, DIFF = Difference To Personal Best Lap

P20 93 R Trevor COX MZ - MZ Experience

IDEAL LAP TIME : 2:05.014 BEST LAP TIME : 2:05.387 DIFFERENCE : 0.373

LAP	SECTOR 1	SECTOR 2	SECTOR 3	LAP TIME	MPH	DIFF	TIME OF DAY
1 -		57.266	30.084	2:14.821	64.97	9.434	12:04:27.860
2 -	***38.705***	***56.435***	30.247	***2:05.387*** **(1)**	***69.86***		***12:06:33.247***
3 -	39.304	57.130	***29.874***	2:06.308 **(3)**	69.35	0.921	12:08:39.555
4 -	39.911	56.923	30.189	2:07.023	68.96	1.636	12:10:46.578
5 -	38.718	57.273	29.901	2:05.892 **(2)**	69.58	0.505	12:12:52.470

P21 90 Peter THORNE MZ - Aspire Classic Restorations

IDEAL LAP TIME : 2:04.937 BEST LAP TIME : 2:05.927 DIFFERENCE : 0.990

LAP	SECTOR 1	SECTOR 2	SECTOR 3	LAP TIME	MPH	DIFF	TIME OF DAY
1 -		56.352	30.241	2:14.996	64.88	9.069	12:04:28.035
2 -	***38.402***	57.062	30.463	***2:05.927*** **(1)**	***69.56***		***12:06:33.962***
3 -	40.245	***56.345***	***30.190***	2:06.780 **(2)**	69.09	0.853	12:08:40.742
4 -	38.807	57.243	33.029	2:09.079 **(3)**	67.86	3.152	12:10:49.821
5 -	41.202	58.549	31.871	2:11.622	66.55	5.695	12:13:01.443

P22 25 R Chris CHADDERTON MZ -

IDEAL LAP TIME : 2:13.003 BEST LAP TIME : 2:13.054 DIFFERENCE : 0.051

LAP	SECTOR 1	SECTOR 2	SECTOR 3	LAP TIME	MPH	DIFF	TIME OF DAY
1 -		***1:00.029***	31.790	2:22.027	61.67	8.973	12:04:35.066
2 -	42.467	1:00.982	31.871	2:15.320 **(2)**	64.73	2.266	12:06:50.386
3 -	42.180	1:01.574	32.045	2:15.799	64.50	2.745	12:09:06.185
4 -	41.926	1:01.542	32.189	2:15.657 **(3)**	64.57	2.603	12:11:21.842
5 -	***41.575***	1:00.080	***31.399***	***2:13.054*** **(1)**	***65.83***		***12:13:34.896***

P23 51 R Graham TOWLER MZ - Rikko racing

IDEAL LAP TIME : 2:20.449 BEST LAP TIME : 2:20.518 DIFFERENCE : 0.069

LAP	SECTOR 1	SECTOR 2	SECTOR 3	LAP TIME	MPH	DIFF	TIME OF DAY
1 -		1:03.736	***33.757***	2:28.904 **(3)**	58.82	8.386	12:04:41.943
2 -	***43.573***	***1:03.119***	33.826	***2:20.518*** **(1)**	***62.33***		***12:07:02.461***
3 -	43.990	1:05.382	35.191	2:24.563 **(2)**	60.59	4.045	12:09:27.024
4 -	45.097	1:17.934	36.415	2:39.446	54.93	18.928	12:12:06.470

P24 27 Andrew BUTTERS MZ -

IDEAL LAP TIME : 2:15.164 BEST LAP TIME : 2:19.151 DIFFERENCE : 3.987

LAP	SECTOR 1	SECTOR 2	SECTOR 3	LAP TIME	MPH	DIFF	TIME OF DAY
1 -		***1:01.771***	***31.664***	2:22.951 **(3)**	61.27	3.800	12:04:35.990
2 -	***41.729***	1:05.101	34.398	2:21.228 **(2)**	62.02	2.077	12:06:57.218
3 -	42.983	1:02.635	33.533	***2:19.151*** **(1)**	***62.95***		***12:09:16.369***

P25 97 Philip ROOTS MZ - Show Connections Ltd

IDEAL LAP TIME : 2:07.818 BEST LAP TIME : 2:10.676 DIFFERENCE : 2.858

LAP	SECTOR 1	SECTOR 2	SECTOR 3	LAP TIME	MPH	DIFF	TIME OF DAY
1 -		***57.969***	***30.731***	2:18.031 **(2)**	63.46	7.355	12:04:31.070
2 -	***39.118***	59.630	31.928	***2:10.676*** **(1)**	***67.03***		***12:06:41.746***

P26 94 R Martin RICE MZ - MZ Experience

IDEAL LAP TIME : 2:03.228 BEST LAP TIME : 2:10.236 DIFFERENCE : 7.008

LAP	SECTOR 1	SECTOR 2	SECTOR 3	LAP TIME	MPH	DIFF	TIME OF DAY
1 -		***54.884***	***29.809***	***2:10.236*** **(1)**	***67.26***		***12:04:23.275***

Weather / Track : Cloudy / Dry

Brands Hatch GP
Circuit Length = 2.4332 miles
Start: 12:02 Flag 12:11 End: 12:13

BMCRC - MRO Championships 2016 - Rnd 8 @ Brands Hatch GP

Chilton Motors BMZRC 250 MZ

RACE 3 - BEST SECTORS

	SECTOR 1			SECTOR 2			SECTOR 3			IDEAL / BEST COMPARISON					
POS	NO	NAME	TIME	NO	NAME	TIME	NO	NAME	TIME	POS	NO	NAME	IDEAL	BEST	DIFF
												PERFECT LAP	1:50.786		
1	50	ROGERS	34.298	50	ROGERS	49.603	50	ROGERS	26.885	1	50	ROGERS	1:50.786	1:51.141	0.355
2	75	WOODALL	34.460	75	WOODALL	49.755	75	WOODALL	26.982	2	75	WOODALL	1:51.197	1:51.684	0.487
3	44	DESSOY	35.194	96	KENT	50.613	9	HOWLETT	27.121	3	85	WALES	1:53.281	1:53.534	0.253
4	63	BADGER	35.199	85	WALES	50.719	85	WALES	27.240	4	44	DESSOY	1:53.399	1:53.904	0.505
5	85	WALES	35.322	44	DESSOY	50.776	44	DESSOY	27.429	5	9	HOWLETT	1:53.612	1:53.972	0.360
6	9	HOWLETT	35.338	68	GARRIQUES	50.900	63	BADGER	27.474	6	63	BADGER	1:53.878	1:54.038	0.160
7	68	GARRIQUES	35.471	9	HOWLETT	51.153	68	GARRIQUES	27.621	7	68	GARRIQUES	1:53.992	1:54.180	0.188
8	113	NEWMAN	35.883	63	BADGER	51.205	22	FINCH	27.625	8	96	KENT	1:55.434	1:56.651	1.217
9	15	MOFFAT	35.986	78	DOWLING	51.986	113	NEWMAN	27.745	9	22	FINCH	1:56.185	1:56.185	0.000
10	78	DOWLING	36.250	22	FINCH	52.077	96	KENT	28.016	10	78	DOWLING	1:56.358	1:56.731	0.373
11	20	WATSON	36.404	65	BREESE	52.389	78	DOWLING	28.122	11	113	NEWMAN	1:56.574	1:58.139	1.565
12	43	BARFORD	36.449	15	MOFFAT	52.593	15	MOFFAT	28.176	12	15	MOFFAT	1:56.755	1:57.700	0.945
13	22	FINCH	36.483	20	WATSON	52.613	20	WATSON	28.176	13	20	WATSON	1:57.193	1:57.277	0.084
14	65	BREESE	36.534	113	NEWMAN	52.946	43	BARFORD	28.272	14	65	BREESE	1:57.284	1:57.284	0.000
15	96	KENT	36.805	43	BARFORD	52.948	65	BREESE	28.361	15	43	BARFORD	1:57.669	1:57.806	0.137
16	11	SLAUGHTER	36.998	11	SLAUGHTER	54.005	11	SLAUGHTER	28.686	16	11	SLAUGHTER	1:59.689	2:01.235	1.546
17	3	MAUD	38.295	94	RICE	54.884	23	SKINNER	29.188	17	94	RICE	2:03.228	2:10.236	7.008
18	90	THORNE	38.402	23	SKINNER	56.300	94	RICE	29.809	18	23	SKINNER	2:03.894	2:05.261	1.367
19	23	SKINNER	38.406	90	THORNE	56.345	93	COX	29.874	19	3	MAUD	2:04.715	2:04.715	0.000
20	94	RICE	38.535	3	MAUD	56.428	3	MAUD	29.992	20	90	THORNE	2:04.937	2:05.927	0.990
21	93	COX	38.705	93	COX	56.435	90	THORNE	30.190	21	93	COX	2:05.014	2:05.387	0.373
22	97	ROOTS	39.118	97	ROOTS	57.969	97	ROOTS	30.731	22	97	ROOTS	2:07.818	2:10.676	2.858
23	25	CHADDERTON	41.575	25	CHADDERTON	1:00.029	25	CHADDERTON	31.399	23	25	CHADDERTON	2:13.003	2:13.054	0.051
24	27	BUTTERS	41.729	27	BUTTERS	1:01.771	27	BUTTERS	31.664	24	27	BUTTERS	2:15.164	2:19.151	3.987
25	51	TOWLER	43.573	51	TOWLER	1:03.119	51	TOWLER	33.757	25	51	TOWLER	2:20.449	2:20.518	0.069
26										26	33	WRIGHT		1:55.012	
27															
28															
29															

Weather / Track : Cloudy / Dry

Brands Hatch GP
Circuit Length = 2.4332 miles
Start: 12:02 Flag 12:11 End: 12:13

Results can be found at www.tsl-timing.com

Printed - 12:16 Sunday, 21 August 2016

CHILTON MOTORS LTD
MZ CHAMPIONSHIP

BMCRC - MRO Championships 2016 - Rnd 8 @ Brands Hatch GP

Chilton Motors BMZRC 250 MZ

RACE 14 - CLASSIFICATION

POS	NO	CL	PIC	NAME	ENTRY	LAPS	TIME	GAP	DIFF	MPH	BEST	ON
1	**75**		1	Peter WOODALL	MZ - Core Projects Ltd	**5**	9:25.196			77.49	**1:51.347**	4
2	**50**		2	Christopher ROGERS	MZ - CB Racing	**5**	9:25.321	**0.125**	0.125	77.47	**1:51.323**	5
3	**33**		3	Greg WRIGHT	MZ - Neos-IT	**5**	9:25.596	**0.400**	0.275	77.43	**1:51.633**	5
4	**96**		4	Chris KENT	MZ -	**5**	9:30.026	**4.830**	4.430	76.83	**1:51.829**	5
5	**44**		5	Robert DESSOY	MZ - Dessoy Racing	**5**	9:30.452	**5.256**	0.426	76.77	**1:52.388**	2
6	**68**		6	Graham GARRIQUES	MZ -	**5**	9:41.447	**16.251**	10.995	75.32	**1:54.777**	2
7	**9**		7	Gary HOWLETT	MZ - HS Racing	**5**	9:42.562	**17.366**	1.115	75.18	**1:54.099**	5
8	**13**	R	1	Ben HAWES	MZ -	**5**	9:53.350	**28.154**	10.788	73.81	**1:55.643**	3
9	**15**		8	Andy MOFFAT	MZ - gills office	**5**	9:56.575	**31.379**	3.225	73.41	**1:57.742**	3
10	**113**	R	2	Liam NEWMAN	MZ - ASK Plumbing & Heating Center Ltd	**5**	9:57.212	**32.016**	0.637	73.33	**1:56.902**	2
11	**20**		9	Christopher WATSON	MZ - Expert Locksmiths Medway	**5**	9:57.662	**32.466**	0.450	73.28	**1:57.022**	3
12	**22**		10	Simon FINCH	MZ - The Bayard Partnership, ASK Plumbing & Hea	**5**	10:01.669	**36.473**	4.007	72.79	**1:56.076**	3
13	**65**		11	Konrad BREESE	MZ -	**5**	10:04.902	**39.706**	3.233	72.40	**1:56.997**	3
14	**11**		12	Ian SLAUGHTER	MZ -	**5**	10:08.611	**43.415**	3.709	71.96	**1:59.262**	3
15	**94**	R	3	Martin RICE	MZ - MZ Experience	**5**	10:34.227	**1:09.031**	25.616	69.05	**2:05.015**	2
16	**93**	R	4	Trevor COX	MZ - MZ Experience	**5**	10:35.080	**1:09.884**	0.853	68.96	**2:04.925**	4
17	**3**		13	Max MAUD	MZ -	**5**	10:46.570	**1:21.374**	11.490	67.74	**2:06.181**	2
18	**97**		14	Philip ROOTS	MZ - Show Connections Ltd	**5**	10:58.382	**1:33.186**	11.812	66.52	**2:09.734**	2
19	**25**	R	5	Chris CHADDERTON	MZ -	**5**	11:02.404	**1:37.208**	4.022	66.12	**2:10.397**	5
20	**27**		15	Andrew BUTTERS	MZ -	**5**	11:02.892	**1:37.696**	0.488	66.07	**2:09.456**	5
21	**23**	R	6	Brian SKINNER	MZ - ASK Plumbing & Heating Centre Ltd	**5**	11:19.442	**1:54.246**	16.550	64.46	**2:08.107**	4
22	**51**	R	7	Graham TOWLER	MZ - Rikko racing	**4**	9:36.788	**1 Lap**	1 Lap	60.74	**2:19.779**	2
				NOT CLASSIFIED								
DNF	**90**			Peter THORNE	MZ - Aspire Classic Restorations	**2**	4:20.590	**3 Laps**	2 Laps	67.23	**2:08.272**	2
DNF	**114**			Ryan ANDERSON	MZ - Dean Carpentry	**1**	3:16.807	**4 Laps**	1 Lap	44.50	**3:16.807**	1
DNF	**85**			Andrew WALES	MZ - Illuminated Design LTD	**0**						
DNF	**78**			Chris DOWLING	MZ -	**0**						
DNF	**43**			Daniel BARFORD	MZ - Aspire racing	**0**						
				FASTEST LAP								
	50			Christopher ROGERS	MZ - CB Racing	**5**	1:51.323		78.68 mph		126.63 kph	
	13	R		Ben HAWES	MZ -	**3**	1:55.643		75.74 mph		121.90 kph	

Class - 90% of Race Speed = 69.74 mph
Class R - 90% of Race Speed = 66.42 mph

Brands Hatch GP
Circuit Length = 2.4332 miles
Start: 15:30 Flag 15:39 End: 15:41

Weather / Track : Cloudy / Dry
These results are provisional until the conclusion of any judicial and technical matters.

Clerk Of Course :		Timekeeper :

Results can be found at www.tsl-timing.com

Printed - 15:41 Sunday, 21 August 2016

TSL SPORTS TIMING TIMING SOLUTIONS LTD

MRO

BMCRC - MRO Championships 2016 - Rnd 8 @ Brands Hatch GP

Chilton Motors BMZRC 250 MZ

RACE 14 - LAP CHART

LAP 1 @ 15:32:10.484

NO	BEHIND	LAP TIME
75		1:58.263
44	0.233	1:58.496
50	0.325	1:58.588
33	0.395	1:58.658
96	2.020	2:00.283
68	2.740	2:01.003
9	4.244	2:02.507
22	4.799	2:03.062
15	5.289	2:03.552
13	5.805	2:04.068
65	6.782	2:05.045
20	7.021	2:05.284
113	7.594	2:05.857
11	8.156	2:06.419
94	13.248	2:11.511
90	14.055	2:12.318
93	14.514	2:12.777
3	16.548	2:14.811
97	17.523	2:15.786
25	19.867	2:18.130
27	21.058	2:19.321
51	28.739	2:27.002
23	42.398	2:40.661
114	1:18.544	3:16.807

LAP 2 @ 15:34:02.453

NO	BEHIND	LAP TIME
75		1:51.969
33	0.081	1:51.655
50	0.138	1:51.782
44	0.652	1:52.388
96	3.005	1:52.954
68	5.548	1:54.777
9	8.753	1:56.478
22	10.271	1:57.441
13	10.613	1:56.777
15	11.565	1:58.245
113	12.527	1:56.902
65	12.538	1:57.725
20	12.847	1:57.795
11	18.108	2:01.921
94	26.294	2:05.015
93	28.669	2:06.124
90	30.358	2:08.272
3	30.760	2:06.181
97	35.288	2:09.734
25	39.657	2:11.759
27	40.471	2:11.382
51	56.549	2:19.779
23	1:01.364	2:10.935

LAP 3 @ 15:35:54.230

NO	BEHIND	LAP TIME
33		1:51.696
75	0.106	1:51.883
50	0.597	1:52.236
44	1.473	1:52.598
96	4.067	1:52.839
68	9.011	1:55.240
9	12.024	1:55.048
13	14.479	1:55.643
22	14.570	1:56.076
15	17.530	1:57.742
65	17.758	1:56.997
113	17.962	1:57.212
20	18.092	1:57.022
11	25.593	1:59.262
94	39.922	2:05.405
93	42.637	2:05.745
3	45.708	2:06.725
97	53.961	2:10.450
25	58.931	2:11.051
27	59.957	2:11.263
23	1:19.820	2:10.233
51	1:27.866	2:23.094

LAP 4 @ 15:37:45.683

NO	BEHIND	LAP TIME
75		1:51.347
33	0.501	1:51.954
50	0.536	1:51.392
44	2.693	1:52.673
96	4.735	1:52.121
68	12.786	1:55.228
9	15.001	1:54.430
13	21.147	1:58.121
15	24.311	1:58.234
113	24.715	1:58.206
20	25.745	1:59.106
22	28.681	2:05.564
65	28.977	2:02.672
11	34.783	2:00.643
94	53.686	2:05.217
93	56.109	2:04.925
3	1:03.927	2:09.672
97	1:13.492	2:10.984
25	1:18.545	2:11.067
27	1:19.974	2:11.470
23	1:36.474	2:08.107

LAP 5 @ 15:39:37.417

NO	BEHIND	LAP TIME
75		1:51.734
50	0.125	1:51.323
33	0.400	1:51.633
96	4.830	1:51.829
44	5.256	1:54.297
51	1 Lap	2:26.913
68	16.251	1:55.199
9	17.366	1:54.099
13	28.154	1:58.741
15	31.379	1:58.802
113	32.016	1:59.035
20	32.466	1:58.455
22	36.473	1:59.526
65	39.706	2:02.463
11	43.415	2:00.366
94	1:09.031	2:07.079
93	1:09.884	2:05.509
3	1:21.374	2:09.181
97	1:33.186	2:11.428
25	1:37.208	2:10.397
27	1:37.696	2:09.456
23	1:54.246	2:09.506

Weather / Track : Cloudy / Dry

Brands Hatch GP
Circuit Length = 2.4332 miles
Start: 15:30 Flag 15:39 End: 15:41

Results can be found at www.tsl-timing.com

Printed - 15:43 Sunday, 21 August 2016

BMCRC - MRO Championships 2016 - Rnd 8 @ Brands Hatch GP

Chilton Motors BMZRC 250 MZ

RACE 14 - SECTOR ANALYSIS

SECTOR 1 = FL to I1, SECTOR 2 = I1 to I2, SECTOR 3 = I2 to FL, DIFF = Difference To Personal Best Lap

P1 75 Peter WOODALL MZ - Core Projects Ltd

IDEAL LAP TIME : 1:50.905 BEST LAP TIME : 1:51.347 DIFFERENCE : 0.442

LAP	SECTOR 1	SECTOR 2	SECTOR 3	LAP TIME	MPH	DIFF	TIME OF DAY
1 -		50.735	27.044	1:58.263	74.07	6.916	15:32:10.484
2 -	34.522	50.507	26.940	1:51.969	78.23	0.622	15:34:02.453
3 -	35.211	50.083	***26.589***	1:51.883 **(3)**	78.29	0.536	15:35:54.336
4 -	***34.429***	***49.887***	27.031	***1:51.347*** **(1)**	***78.67***		***15:37:45.683***
5 -	34.728	50.056	26.950	1:51.734 **(2)**	78.39	0.387	15:39:37.417

P2 50 Christopher ROGERS MZ - CB Racing

IDEAL LAP TIME : 1:51.139 BEST LAP TIME : 1:51.323 DIFFERENCE : 0.184

LAP	SECTOR 1	SECTOR 2	SECTOR 3	LAP TIME	MPH	DIFF	TIME OF DAY
1 -		50.923	26.948	1:58.588	73.86	7.265	15:32:10.809
2 -	34.346	50.654	***26.782***	1:51.782 **(3)**	78.36	0.459	15:34:02.591
3 -	34.525	50.834	26.877	1:52.236	78.04	0.913	15:35:54.827
4 -	34.534	***50.056***	26.802	1:51.392 **(2)**	78.63	0.069	15:37:46.219
5 -	***34.301***	50.091	26.931	***1:51.323*** **(1)**	***78.68***		***15:39:37.542***

P3 33 Greg WRIGHT MZ - Neos-IT

IDEAL LAP TIME : 1:50.925 BEST LAP TIME : 1:51.633 DIFFERENCE : 0.708

LAP	SECTOR 1	SECTOR 2	SECTOR 3	LAP TIME	MPH	DIFF	TIME OF DAY
1 -		50.644	26.883	1:58.658	73.82	7.025	15:32:10.879
2 -	34.757	50.063	26.835	1:51.655 **(2)**	78.45	0.022	15:34:02.534
3 -	34.789	***49.609***	27.298	1:51.696 **(3)**	78.42	0.063	15:35:54.230
4 -	34.932	50.428	***26.594***	1:51.954	78.24	0.321	15:37:46.184
5 -	***34.722***	49.985	26.926	***1:51.633*** **(1)**	***78.47***		***15:39:37.817***

P4 96 Chris KENT MZ -

IDEAL LAP TIME : 1:51.360 BEST LAP TIME : 1:51.829 DIFFERENCE : 0.469

LAP	SECTOR 1	SECTOR 2	SECTOR 3	LAP TIME	MPH	DIFF	TIME OF DAY
1 -		50.530	27.123	2:00.283	72.82	8.454	15:32:12.504
2 -	35.286	50.530	27.138	1:52.954	77.55	1.125	15:34:05.458
3 -	35.149	50.617	27.073	1:52.839 **(3)**	77.63	1.010	15:35:58.297
4 -	***34.953***	50.207	***26.961***	1:52.121 **(2)**	78.12	0.292	15:37:50.418
5 -	35.021	***49.446***	27.362	***1:51.829*** **(1)**	***78.33***		***15:39:42.247***

P5 44 Robert DESSOY MZ - Dessoy Racing

IDEAL LAP TIME : 1:51.859 BEST LAP TIME : 1:52.388 DIFFERENCE : 0.529

LAP	SECTOR 1	SECTOR 2	SECTOR 3	LAP TIME	MPH	DIFF	TIME OF DAY
1 -		50.443	27.092	1:58.496	73.92	6.108	15:32:10.717
2 -	35.299	***50.030***	***27.059***	***1:52.388*** **(1)**	***77.94***		***15:34:03.105***
3 -	***34.770***	50.700	27.128	1:52.598 **(2)**	77.79	0.210	15:35:55.703
4 -	34.853	50.460	27.360	1:52.673 **(3)**	77.74	0.285	15:37:48.376
5 -	35.294	51.139	27.864	1:54.297	76.64	1.909	15:39:42.673

P6 68 Graham GARRIQUES MZ -

IDEAL LAP TIME : 1:54.259 BEST LAP TIME : 1:54.777 DIFFERENCE : 0.518

LAP	SECTOR 1	SECTOR 2	SECTOR 3	LAP TIME	MPH	DIFF	TIME OF DAY
1 -		51.409	***27.543***	2:01.003	72.39	6.226	15:32:13.224
2 -	***35.623***	51.233	27.921	***1:54.777*** **(1)**	***76.32***		***15:34:08.001***
3 -	36.158	***51.093***	27.989	1:55.240	76.01	0.463	15:36:03.241
4 -	36.037	51.618	27.573	1:55.228 **(3)**	76.02	0.451	15:37:58.469
5 -	36.044	51.398	27.757	1:55.199 **(2)**	76.04	0.422	15:39:53.668

P7 9 Gary HOWLETT MZ - HS Racing

IDEAL LAP TIME : 1:54.017 BEST LAP TIME : 1:54.099 DIFFERENCE : 0.082

LAP	SECTOR 1	SECTOR 2	SECTOR 3	LAP TIME	MPH	DIFF	TIME OF DAY

Weather / Track : Cloudy / Dry

Brands Hatch GP
Circuit Length = 2.4332 miles
Start: 15:30 Flag 15:39 End: 15:41

BMCRC - MRO Championships 2016 - Rnd 8 @ Brands Hatch GP

Chilton Motors BMZRC 250 MZ

RACE 14 - SECTOR ANALYSIS

SECTOR 1 = FL to I1, SECTOR 2 = I1 to I2, SECTOR 3 = I2 to FL, DIFF = Difference To Personal Best Lap

1 -		52.081	27.915	2:02.507		71.50	8.408	15:32:14.728
2 -	36.109	52.874	27.495	1:56.478		75.20	2.379	15:34:11.206
3 -	36.105	51.492	27.451	1:55.048	(3)	76.14	0.949	15:36:06.254
4 -	***35.749***	51.308	27.373	1:54.430	(2)	76.55	0.331	15:38:00.684
5 -	35.831	***50.911***	***27.357***	***1:54.099***	(1)	***76.77***		***15:39:54.783***

P8 13 R Ben HAWES MZ -

IDEAL LAP TIME : 1:54.735 BEST LAP TIME : 1:55.643 DIFFERENCE : 0.908

LAP	SECTOR 1	SECTOR 2	SECTOR 3	LAP TIME		MPH	DIFF	TIME OF DAY
1 -		52.393	***27.253***	2:04.068		70.60	8.425	15:32:16.289
2 -	***36.063***	52.669	28.045	1:56.777	(2)	75.01	1.134	15:34:13.066
3 -	36.598	***51.419***	27.626	***1:55.643***	(1)	***75.74***		***15:36:08.709***
4 -	36.901	52.101	29.119	1:58.121	(3)	74.15	2.478	15:38:06.830
5 -	36.777	53.004	28.960	1:58.741		73.77	3.098	15:40:05.571

P9 15 Andy MOFFAT MZ - gills office

IDEAL LAP TIME : 1:56.721 BEST LAP TIME : 1:57.742 DIFFERENCE : 1.021

LAP	SECTOR 1	SECTOR 2	SECTOR 3	LAP TIME		MPH	DIFF	TIME OF DAY
1 -		52.990	***27.743***	2:03.552		70.89	5.810	15:32:15.773
2 -	***36.320***	53.642	28.283	1:58.245	(3)	74.08	0.503	15:34:14.018
3 -	36.602	***52.658***	28.482	***1:57.742***	(1)	***74.39***		***15:36:11.760***
4 -	36.524	52.807	28.903	1:58.234	(2)	74.08	0.492	15:38:09.994
5 -	36.589	53.804	28.409	1:58.802		73.73	1.060	15:40:08.796

P10 113 R Liam NEWMAN MZ - ASK Plumbing & Heating Center Ltd

IDEAL LAP TIME : 1:56.428 BEST LAP TIME : 1:56.902 DIFFERENCE : 0.474

LAP	SECTOR 1	SECTOR 2	SECTOR 3	LAP TIME		MPH	DIFF	TIME OF DAY
1 -		53.586	***28.116***	2:05.857		69.60	8.955	15:32:18.078
2 -	***35.957***	52.739	28.206	***1:56.902***	(1)	***74.93***		***15:34:14.980***
3 -	36.013	52.583	28.616	1:57.212	(2)	74.73	0.310	15:36:12.192
4 -	36.952	***52.355***	28.899	1:58.206	(3)	74.10	1.304	15:38:10.398
5 -	36.729	53.574	28.732	1:59.035		73.59	2.133	15:40:09.433

P11 20 Christopher WATSON MZ - Expert Locksmiths Medway

IDEAL LAP TIME : 1:56.557 BEST LAP TIME : 1:57.022 DIFFERENCE : 0.465

LAP	SECTOR 1	SECTOR 2	SECTOR 3	LAP TIME		MPH	DIFF	TIME OF DAY
1 -		53.314	***28.088***	2:05.284		69.91	8.262	15:32:17.505
2 -	***36.230***	53.394	28.171	1:57.795	(2)	74.36	0.773	15:34:15.300
3 -	36.510	***52.239***	28.273	***1:57.022***	(1)	***74.85***		***15:36:12.322***
4 -	37.101	53.197	28.808	1:59.106		73.54	2.084	15:38:11.428
5 -	36.549	53.309	28.597	1:58.455	(3)	73.95	1.433	15:40:09.883

P12 22 Simon FINCH MZ - The Bayard Partnership, ASK Plumbing & Heating

IDEAL LAP TIME : 1:55.736 BEST LAP TIME : 1:56.076 DIFFERENCE : 0.340

LAP	SECTOR 1	SECTOR 2	SECTOR 3	LAP TIME		MPH	DIFF	TIME OF DAY
1 -		52.298	27.545	2:03.062		71.18	6.986	15:32:15.283
2 -	36.967	52.635	27.839	1:57.441	(2)	74.58	1.365	15:34:12.724
3 -	36.988	***51.705***	***27.383***	***1:56.076***	(1)	***75.46***		***15:36:08.800***
4 -	***36.648***	52.054	36.862	2:05.564		69.76	9.488	15:38:14.364
5 -	37.676	53.171	28.679	1:59.526	(3)	73.28	3.450	15:40:13.890

P13 65 Konrad BREESE MZ -

IDEAL LAP TIME : 1:56.690 BEST LAP TIME : 1:56.997 DIFFERENCE : 0.307

LAP	SECTOR 1	SECTOR 2	SECTOR 3	LAP TIME		MPH	DIFF	TIME OF DAY
1 -		53.015	***28.178***	2:05.045		70.05	8.048	15:32:17.266
2 -	***36.393***	52.841	28.491	1:57.725	(2)	74.40	0.728	15:34:14.991
3 -	36.441	***52.119***	28.437	***1:56.997***	(1)	***74.87***		***15:36:11.988***
4 -	36.703	55.698	30.271	2:02.672		71.40	5.675	15:38:14.660

Brands Hatch GP
Circuit Length = 2.4332 miles
Start: 15:30 Flag 15:39 End: 15:41

Weather / Track : Cloudy / Dry

BMCRC - MRO Championships 2016 - Rnd 8 @ Brands Hatch GP

Chilton Motors BMZRC 250 MZ

RACE 14 - SECTOR ANALYSIS

SECTOR 1 = FL to I1, SECTOR 2 = I1 to I2, SECTOR 3 = I2 to FL, DIFF = Difference To Personal Best Lap

5 -	38.144	54.754	29.565	2:02.463 (3)	71.53	5.466	15:40:17.123

P14 11 Ian SLAUGHTER MZ -

IDEAL LAP TIME : 1:58.758 BEST LAP TIME : 1:59.262 DIFFERENCE : 0.504

LAP	SECTOR 1	SECTOR 2	SECTOR 3	LAP TIME	MPH	DIFF	TIME OF DAY
1 -		53.952	***28.178***	2:06.419	69.29	7.157	15:32:18.640
2 -	38.288	54.423	29.210	2:01.921	71.84	2.659	15:34:20.561
3 -	***36.685***	***53.895***	28.682	***1:59.262 (1)***	***73.45***		***15:36:19.823***
4 -	37.203	54.240	29.200	2:00.643 (3)	72.60	1.381	15:38:20.466
5 -	37.257	54.109	29.000	2:00.366 (2)	72.77	1.104	15:40:20.832

P15 94 R Martin RICE MZ - MZ Experience

IDEAL LAP TIME : 2:03.327 BEST LAP TIME : 2:05.015 DIFFERENCE : 1.688

LAP	SECTOR 1	SECTOR 2	SECTOR 3	LAP TIME	MPH	DIFF	TIME OF DAY
1 -		***55.361***	***29.308***	2:11.511	66.60	6.496	15:32:23.732
2 -	***38.658***	56.441	29.916	***2:05.015 (1)***	***70.07***		***15:34:28.747***
3 -	39.267	56.353	29.785	2:05.405 (3)	69.85	0.390	15:36:34.152
4 -	38.908	56.503	29.806	2:05.217 (2)	69.95	0.202	15:38:39.369
5 -	40.052	56.886	30.141	2:07.079	68.93	2.064	15:40:46.448

P16 93 R Trevor COX MZ - MZ Experience

IDEAL LAP TIME : 2:04.249 BEST LAP TIME : 2:04.925 DIFFERENCE : 0.676

LAP	SECTOR 1	SECTOR 2	SECTOR 3	LAP TIME	MPH	DIFF	TIME OF DAY
1 -		56.187	29.884	2:12.777	65.97	7.852	15:32:24.998
2 -	38.985	57.019	30.120	2:06.124	69.45	1.199	15:34:31.122
3 -	***38.663***	57.199	29.883	2:05.745 (3)	69.66	0.820	15:36:36.867
4 -	38.748	56.641	***29.536***	***2:04.925 (1)***	***70.12***		***15:38:41.792***
5 -	38.982	***56.050***	30.477	2:05.509 (2)	69.79	0.584	15:40:47.301

P17 3 Max MAUD MZ -

IDEAL LAP TIME : 2:05.685 BEST LAP TIME : 2:06.181 DIFFERENCE : 0.496

LAP	SECTOR 1	SECTOR 2	SECTOR 3	LAP TIME	MPH	DIFF	TIME OF DAY
1 -		***56.813***	***30.022***	2:14.811	64.97	8.630	15:32:27.032
2 -	***38.850***	57.169	30.162	***2:06.181 (1)***	***69.42***		***15:34:33.213***
3 -	39.353	57.001	30.371	2:06.725 (2)	69.12	0.544	15:36:39.938
4 -	39.593	59.252	30.827	2:09.672	67.55	3.491	15:38:49.610
5 -	40.172	58.452	30.557	2:09.181 (3)	67.81	3.000	15:40:58.791

P18 97 Philip ROOTS MZ - Show Connections Ltd

IDEAL LAP TIME : 2:07.243 BEST LAP TIME : 2:09.734 DIFFERENCE : 2.491

LAP	SECTOR 1	SECTOR 2	SECTOR 3	LAP TIME	MPH	DIFF	TIME OF DAY
1 -		***57.556***	30.549	2:15.786	64.51	6.052	15:32:28.007
2 -	***39.139***	1:00.047	***30.548***	***2:09.734 (1)***	***67.52***		***15:34:37.741***
3 -	40.205	59.224	31.021	2:10.450 (2)	67.15	0.716	15:36:48.191
4 -	40.065	59.454	31.465	2:10.984 (3)	66.87	1.250	15:38:59.175
5 -	40.456	59.762	31.210	2:11.428	66.65	1.694	15:41:10.603

P19 25 R Chris CHADDERTON MZ -

IDEAL LAP TIME : 2:09.949 BEST LAP TIME : 2:10.397 DIFFERENCE : 0.448

LAP	SECTOR 1	SECTOR 2	SECTOR 3	LAP TIME	MPH	DIFF	TIME OF DAY
1 -		***58.351***	30.689	2:18.130	63.41	7.733	15:32:30.351
2 -	***40.969***	59.689	31.101	2:11.759	66.48	1.362	15:34:42.110
3 -	41.068	59.122	30.861	2:11.051 (2)	66.84	0.654	15:36:53.161
4 -	41.025	59.094	30.948	2:11.067 (3)	66.83	0.670	15:39:04.228
5 -	40.982	58.786	***30.629***	***2:10.397 (1)***	***67.17***		***15:41:14.625***

Weather / Track : Cloudy / Dry

Brands Hatch GP
Circuit Length = 2.4332 miles
Start: 15:30 Flag 15:39 End: 15:41

BMCRC - MRO Championships 2016 - Rnd 8 @ Brands Hatch GP

Chilton Motors BMZRC 250 MZ

RACE 14 - SECTOR ANALYSIS

SECTOR 1 = FL to I1, SECTOR 2 = I1 to I2, SECTOR 3 = I2 to FL, DIFF = Difference To Personal Best Lap

P20 27 Andrew BUTTERS MZ -

IDEAL LAP TIME : 2:09.442 BEST LAP TIME : 2:09.456 DIFFERENCE : 0.014

LAP	SECTOR 1	SECTOR 2	SECTOR 3	LAP TIME	MPH	DIFF	TIME OF DAY
1 -		59.072	30.931	2:19.321	62.87	9.865	15:32:31.542
2 -	40.573	59.461	31.348	2:11.382 (3)	66.67	1.926	15:34:42.924
3 -	40.885	59.196	31.182	2:11.263 (2)	66.73	1.807	15:36:54.187
4 -	***40.266***	59.841	31.363	2:11.470	66.62	2.014	15:39:05.657
5 -	40.280	***58.713***	***30.463***	***2:09.456 (1)***	***67.66***		***15:41:15.113***

P21 23 R Brian SKINNER MZ - ASK Plumbing & Heating Centre Ltd

IDEAL LAP TIME : 2:07.577 BEST LAP TIME : 2:08.107 DIFFERENCE : 0.530

LAP	SECTOR 1	SECTOR 2	SECTOR 3	LAP TIME	MPH	DIFF	TIME OF DAY
1 -		58.323	30.888	2:40.661	54.52	32.554	15:32:52.882
2 -	39.930	1:00.097	30.908	2:10.935	66.90	2.828	15:35:03.817
3 -	40.603	59.182	30.448	2:10.233 (3)	67.26	2.126	15:37:14.050
4 -	***39.778***	58.154	***30.175***	***2:08.107 (1)***	***68.37***		***15:39:22.157***
5 -	41.475	***57.624***	30.407	2:09.506 (2)	67.64	1.399	15:41:31.663

P22 51 R Graham TOWLER MZ - Rikko racing

IDEAL LAP TIME : 2:19.474 BEST LAP TIME : 2:19.779 DIFFERENCE : 0.305

LAP	SECTOR 1	SECTOR 2	SECTOR 3	LAP TIME	MPH	DIFF	TIME OF DAY
1 -		***1:03.068***	***33.066***	2:27.002	59.58	7.223	15:32:39.223
2 -	***43.340***	1:03.291	33.148	***2:19.779 (1)***	***62.66***		***15:34:59.002***
3 -	43.348	1:06.373	33.373	2:23.094 (2)	61.21	3.315	15:37:22.096
4 -	44.352	1:05.022	37.539	2:26.913 (3)	59.62	7.134	15:39:49.009

P23 90 Peter THORNE MZ - Aspire Classic Restorations

IDEAL LAP TIME : 2:05.728 BEST LAP TIME : 2:08.272 DIFFERENCE : 2.544

LAP	SECTOR 1	SECTOR 2	SECTOR 3	LAP TIME	MPH	DIFF	TIME OF DAY
1 -		***55.728***	***30.436***	2:12.318 (2)	66.20	4.046	15:32:24.539
2 -	***39.564***	57.524	31.184	***2:08.272 (1)***	***68.29***		***15:34:32.811***

P24 114 Ryan ANDERSON MZ - Dean Carpentry

IDEAL LAP TIME : 2:09.045 BEST LAP TIME : 3:16.807 DIFFERENCE : 1:07.762

LAP	SECTOR 1	SECTOR 2	SECTOR 3	LAP TIME	MPH	DIFF	TIME OF DAY
1 -		***58.744***	***30.609***	***3:16.807 (1)***	***44.50***		***15:33:29.028***

Weather / Track : Cloudy / Dry

Brands Hatch GP
Circuit Length = 2.4332 miles
Start: 15:30 Flag 15:39 End: 15:41

BMCRC - MRO Championships 2016 - Rnd 8 @ Brands Hatch GP

Chilton Motors BMZRC 250 MZ

RACE 14 - BEST SECTORS

	SECTOR 1			SECTOR 2			SECTOR 3			IDEAL / BEST COMPARISON					
POS	NO	NAME	TIME	NO	NAME	TIME	NO	NAME	TIME	POS	NO	NAME	IDEAL	BEST	DIFF
												PERFECT LAP	1:50.336		
1	50	ROGERS	34.301	96	KENT	49.446	75	WOODALL	26.589	1	75	WOODALL	1:50.905	1:51.347	0.442
2	75	WOODALL	34.429	33	WRIGHT	49.609	33	WRIGHT	26.594	2	33	WRIGHT	1:50.925	1:51.633	0.708
3	33	WRIGHT	34.722	75	WOODALL	49.887	50	ROGERS	26.782	3	50	ROGERS	1:51.139	1:51.323	0.184
4	44	DESSOY	34.770	44	DESSOY	50.030	96	KENT	26.961	4	96	KENT	1:51.360	1:51.829	0.469
5	96	KENT	34.953	50	ROGERS	50.056	44	DESSOY	27.059	5	44	DESSOY	1:51.859	1:52.388	0.529
6	68	GARRIQUES	35.623	9	HOWLETT	50.911	13	HAWES	27.253	6	9	HOWLETT	1:54.017	1:54.099	0.082
7	9	HOWLETT	35.749	68	GARRIQUES	51.093	9	HOWLETT	27.357	7	68	GARRIQUES	1:54.259	1:54.777	0.518
8	113	NEWMAN	35.957	13	HAWES	51.419	22	FINCH	27.383	8	13	HAWES	1:54.735	1:55.643	0.908
9	13	HAWES	36.063	22	FINCH	51.705	68	GARRIQUES	27.543	9	22	FINCH	1:55.736	1:56.076	0.340
10	20	WATSON	36.230	65	BREESE	52.119	15	MOFFAT	27.743	10	113	NEWMAN	1:56.428	1:56.902	0.474
11	15	MOFFAT	36.320	20	WATSON	52.239	20	WATSON	28.088	11	20	WATSON	1:56.557	1:57.022	0.465
12	65	BREESE	36.393	113	NEWMAN	52.355	113	NEWMAN	28.116	12	65	BREESE	1:56.690	1:56.997	0.307
13	22	FINCH	36.648	15	MOFFAT	52.658	11	SLAUGHTER	28.178	13	15	MOFFAT	1:56.721	1:57.742	1.021
14	11	SLAUGHTER	36.685	11	SLAUGHTER	53.895	65	BREESE	28.178	14	11	SLAUGHTER	1:58.758	1:59.262	0.504
15	94	RICE	38.658	94	RICE	55.361	94	RICE	29.308	15	94	RICE	2:03.327	2:05.015	1.688
16	93	COX	38.663	90	THORNE	55.728	93	COX	29.536	16	93	COX	2:04.249	2:04.925	0.676
17	3	MAUD	38.850	93	COX	56.050	3	MAUD	30.022	17	3	MAUD	2:05.685	2:06.181	0.496
18	97	ROOTS	39.139	3	MAUD	56.813	23	SKINNER	30.175	18	90	THORNE	2:05.728	2:08.272	2.544
19	90	THORNE	39.564	97	ROOTS	57.556	90	THORNE	30.436	19	97	ROOTS	2:07.243	2:09.734	2.491
20	114	ANDERSON	39.692	23	SKINNER	57.624	27	BUTTERS	30.463	20	23	SKINNER	2:07.577	2:08.107	0.530
21	23	SKINNER	39.778	25	CHADDERTON	58.351	97	ROOTS	30.548	21	114	ANDERSON	2:09.045	3:16.807	1:07.762
22	27	BUTTERS	40.266	27	BUTTERS	58.713	114	ANDERSON	30.609	22	27	BUTTERS	2:09.442	2:09.456	0.014
23	25	CHADDERTON	40.969	114	ANDERSON	58.744	25	CHADDERTON	30.629	23	25	CHADDERTON	2:09.949	2:10.397	0.448
24	51	TOWLER	43.340	51	TOWLER	1:03.068	51	TOWLER	33.066	24	51	TOWLER	2:19.474	2:19.779	0.305
25															
26															
27															

Weather / Track : Cloudy / Dry

Brands Hatch GP
Circuit Length = 2.4332 miles
Start: 15:30 Flag 15:39 End: 15:41

Results can be found at www.tsl-timing.com

Printed - 15:42 Sunday, 21 August 2016

Formula 400 inc Sub 64

Brands Hatch GP

20th & 21st August 2016

Results Provided by Timing Solutions Ltd
www.tsl-timing.com

Brands Hatch GP

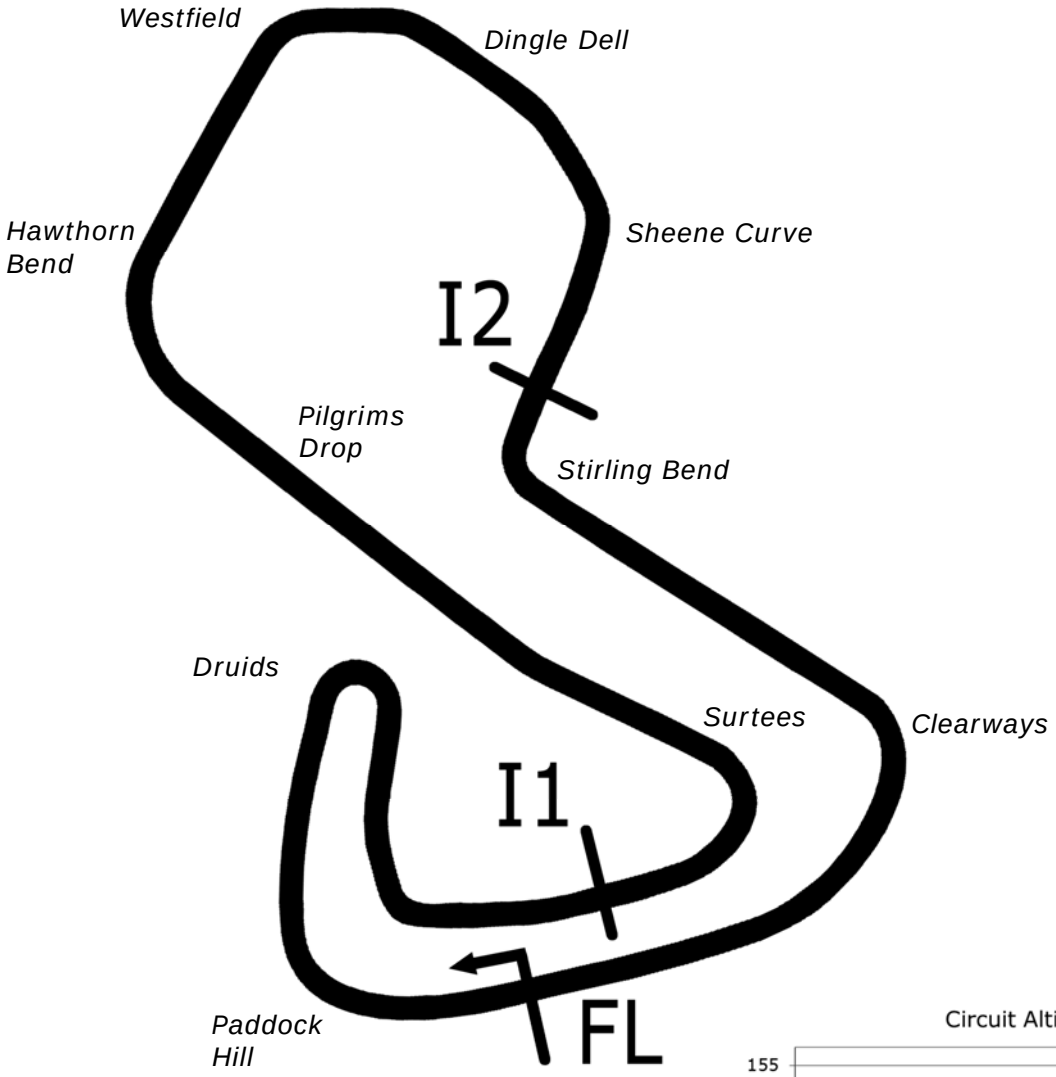

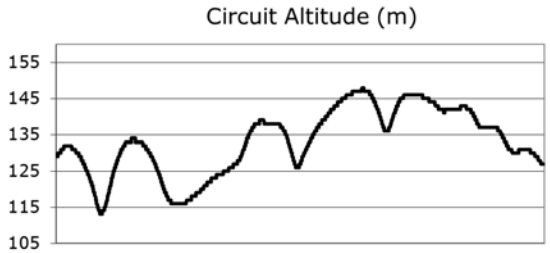

Length	2.4332 miles	3916.0 m	
FL		51.36032 N	0.26032 E
I1	1116m	51.35934 N	0.25955 E
I2	2928m	51.35532 N	0.26250 E
Pit Entry	3646m	51.35911 N	0.25743 E
Pit Exit	83m after FL	51.36017 N	0.26051 E

Pit Entry–Pit Exit 332m, 19.9s @60kph, 14.9s @80kph

All results available at www.tsl-timing.com

BMCRC - MRO Championships 2016 - Rnd 8 @ Brands Hatch GP

EDIasia Formula 400 inc Sub 64 & Rookie 400

QUALIFYING - CLASSIFICATION

POS	NO	CL	PIC	NAME	ENTRY	TIME	ON	LAPS	GAP	DIFF	MPH
1	114		1	Gary SMITH	Kawasaki - SDC/Mike Smith Tuning	1:38.436	6	7			88.99
2	14		2	Chris BURRAGE	Kawasaki - Seton tuning	1:39.916	7	7	1.480	1.480	87.67
3	48		3	Richie WELSH	Yamaha - EDEN'S BABY EXPERIENCES	1:40.113	7	7	1.677	0.197	87.49
4	2		4	Andrew GILL	Kawasaki - RMKD Racing	1:40.555	3	7	2.119	0.442	87.11
5	1		5	Dan RUTH	Kawasaki - Richard Ruth	1:40.664	3	3	2.228	0.109	87.02
6	3		6	Gary HENNING	Kawasaki - SGT motorcycles	1:41.835	5	7	3.399	1.171	86.01
7	86		7	Mathew SCOTT	Kawasaki -	1:42.478	4	6	4.042	0.643	85.48
8	46	S	1	Harry ROWLINGS	Kawasaki -	1:42.958	6	7	4.522	0.480	85.08
9	78		8	Keith POVAH	Kawasaki - www.78Plate.com & SUBVERT BoardStore.c	1:43.147	7	7	4.711	0.189	84.92
10	51		9	Emma JARMAN	Kawasaki - Mum & Dad, EDIAsia and CommunityUK	1:44.320	6	7	5.884	1.173	83.97
11	8	S	2	Darren CORKETT	Honda - Jackson & Phillips	1:44.625	7	7	6.189	0.305	83.72
12	127		10	Adam GREEN	Kawasaki - Royal Air Force Motorsport Association	1:44.877	6	7	6.441	0.252	83.52
13	226	R4	1	Adam HARTGROVE	Kawasaki -	1:45.291	7	7	6.855	0.414	83.19
14	69	S	3	Bob MASTERS	Honda -	1:45.473	3	7	7.037	0.182	83.05
15	33		11	Carl JOHNSTONE	Yamaha - EDIasia	1:45.522	3	7	7.086	0.049	83.01
16	31	R4	2	Andrew LAWRENCE	Yamaha - Oaks carpentry	1:46.084	6	7	7.648	0.562	82.57
17	13	S	4	Doug EDMONDSON	Yamaha - Wave Racing Developments	1:46.734	7	7	8.298	0.650	82.07
18	22	S	5	Dave HARVIEK	Kawasaki - SW Roofing Group	1:46.741	6	7	8.305	0.007	82.06
19	47		12	Allan CLARK	Kawasaki - A Clark & Sons Builders	1:46.816	5	7	8.380	0.075	82.00
20	32	R4	3	Paul HANTON	Yamaha - Oaks carpentry	1:46.860	5	7	8.424	0.044	81.97
21	85		13	James ROBINSON	Honda - claire palastanga ceramics	1:47.183	6	7	8.747	0.323	81.72
22	23	S	6	Tham EVANS	Honda - Vanilla Electronics	1:47.275	5	7	8.839	0.092	81.65
23	145	S	7	Peter MOORE	Suzuki - Curphs Cuttings	1:47.491	5	6	9.055	0.216	81.49
24	77	S	8	Ray PETTY	Kawasaki - Gray Adams	1:48.240	5	5	9.804	0.749	80.92
25	52		14	Gary JARMAN	Kawasaki - G & S Motorcycle tyres	1:48.660	2	4	10.224	0.420	80.61
26	42	R4	4	David ATKINS	Kawasaki -	1:49.130	5	6	10.694	0.470	80.26
27	57	S	9	Paul FISHER	Kawasaki -	1:49.187	3	7	10.751	0.057	80.22
28	45		15	Mark THOMPSON	Kawasaki - Flintstone Tyres / David Simon Tuning	1:49.306	6	6	10.870	0.119	80.14
29	107	R4	5	George SHEEN	Kawaski - Sheen racing	1:50.344	6	6	11.908	1.038	79.38
30	29	S	10	Giles HARWOOD	Yamaha -	1:51.238	5	6	12.802	0.894	78.74
31	58		16	Steve YOUNG	Kawasaki - Cadmatic Engineering	1:51.705	2	4	13.269	0.467	78.41
32	190	R4	6	Steve RAPA	Honda - Castech developments	1:52.445	3	3	14.009	0.740	77.90
33	188	R4	7	Lydia THOMPSON	Kawasaki - Flintstone Racing - David Simons Tuning	1:53.044	6	6	14.608	0.599	77.49
34	38	S	11	Michael WAKE	Yamaha - Tony's Big Bikes	1:54.620	5	6	16.184	1.576	76.42
35	34	S	12	Mark EWENS	Yamaha -	1:56.762	6	6	18.326	2.142	75.02
36	311	R4	8	Chris LAMBOURNE	Kawasaki - Hastings m/cycle centre	1:57.995	6	6	19.559	1.233	74.23
37	88		17	Peter RANDALL	Kawasaki -	1:58.032	4	6	19.596	0.037	74.21
38	17	R4	9	Andrew POCOCK	Honda -	2:02.349	4	6	23.913	4.317	71.59
39	53	R4	10	Robert STEWART	Kawasaki -	2:04.012	5	5	25.576	1.663	70.63

Brands Hatch GP
Circuit Length = 2.4332 miles
Start: 10:22 Flag 10:35 End: 10:37

Weather / Track : Cloudy / Dry
These results are provisional until the conclusion of any judicial and technical matters.

Clerk Of Course :		Timekeeper :

Results can be found at www.tsl-timing.com

Printed - 10:39 Saturday, 20 August 2016

BMCRC - MRO Championships 2016 - Rnd 8 @ Brands Hatch GP

EDlasia Formula 400 inc Sub 64 & Rookie 400

QUALIFYING - SECTOR ANALYSIS

SECTOR 1 = FL to I1, SECTOR 2 = I1 to I2, SECTOR 3 = I2 to FL, DIFF = Difference To Personal Best Lap

P1 114 Gary SMITH Kawasaki - SDC/Mike Smith Tuning

IDEAL LAP TIME : 1:37.950 BEST LAP TIME : 1:38.436 DIFFERENCE : 0.486

LAP	SECTOR 1	SECTOR 2	SECTOR 3	LAP TIME	MPH	DIFF	TIME OF DAY
1 -	33.457	47.302	23.882	1:44.641	83.71	6.205	10:26:20.823
2 -	31.932	45.131	24.307	1:41.370	86.41	2.934	10:28:02.193
3 -	32.395	44.590	23.970	1:40.955 **(3)**	86.76	2.519	10:29:43.148
4 -	32.950	45.151	23.414	1:41.515	86.29	3.079	10:31:24.663
5 -	***30.862***	45.059	24.165	1:40.086 **(2)**	87.52	1.650	10:33:04.749
6 -	31.348	***43.859***	***23.229***	***1:38.436*** **(1)**	***88.99***		***10:34:43.185***
7 -	31.212	46.916	25.332	1:43.460	84.66	5.024	10:36:26.645

P2 14 Chris BURRAGE Kawasaki - Seton tuning

IDEAL LAP TIME : 1:39.587 BEST LAP TIME : 1:39.916 DIFFERENCE : 0.329

LAP	SECTOR 1	SECTOR 2	SECTOR 3	LAP TIME	MPH	DIFF	TIME OF DAY
1 -	32.303	45.026	***23.388***	1:40.717	86.97	0.801	10:25:42.954
2 -	31.840	44.505	23.836	1:40.181 **(3)**	87.44	0.265	10:27:23.135
3 -	***31.779***	44.854	23.646	1:40.279	87.35	0.363	10:29:03.414
4 -	32.106	44.672	23.402	1:40.180 **(2)**	87.44	0.264	10:30:43.594
5 -	31.930	45.305	23.659	1:40.894	86.82	0.978	10:32:24.488
6 -	32.346	44.431	23.471	1:40.248	87.38	0.332	10:34:04.736
7 -	31.922	***44.420***	23.574	***1:39.916*** **(1)**	***87.67***		***10:35:44.652***

P3 48 Richie WELSH Yamaha - EDEN'S BABY EXPERIENCES

IDEAL LAP TIME : 1:39.877 BEST LAP TIME : 1:40.113 DIFFERENCE : 0.236

LAP	SECTOR 1	SECTOR 2	SECTOR 3	LAP TIME	MPH	DIFF	TIME OF DAY
1 -	33.821	46.571	24.050	1:44.442	83.87	4.329	10:25:48.328
2 -	32.686	45.231	24.174	1:42.091	85.80	1.978	10:27:30.419
3 -	32.115	***44.521***	23.788	1:40.424 **(2)**	87.22	0.311	10:29:10.843
4 -	32.178	46.206	24.249	1:42.633	85.35	2.520	10:30:53.476
5 -	***31.761***	45.318	24.325	1:41.404	86.38	1.291	10:32:34.880
6 -	32.879	44.527	23.690	1:41.096 **(3)**	86.64	0.983	10:34:15.976
7 -	31.822	44.696	***23.595***	***1:40.113*** **(1)**	***87.49***		***10:35:56.089***

P4 2 Andrew GILL Kawasaki - RMKD Racing

IDEAL LAP TIME : 1:40.231 BEST LAP TIME : 1:40.555 DIFFERENCE : 0.324

LAP	SECTOR 1	SECTOR 2	SECTOR 3	LAP TIME	MPH	DIFF	TIME OF DAY
1 -	32.165	45.776	23.842	1:41.783	86.06	1.228	10:25:42.857
2 -	32.387	45.203	***23.486***	1:41.076 **(3)**	86.66	0.521	10:27:23.933
3 -	***31.804***	***44.941***	23.810	***1:40.555*** **(1)**	***87.11***		***10:29:04.488***
4 -	32.124	45.289	23.527	1:40.940 **(2)**	86.78	0.385	10:30:45.428
5 -	31.825	46.209	24.235	1:42.269	85.65	1.714	10:32:27.697
6 -	32.171	45.387	23.913	1:41.471	86.32	0.916	10:34:09.168
7 -	31.937	45.919	24.914	1:42.770	85.23	2.215	10:35:51.938

P5 1 Dan RUTH Kawasaki - Richard Ruth

IDEAL LAP TIME : 1:40.664 BEST LAP TIME : 1:40.664 DIFFERENCE : 0.000

LAP	SECTOR 1	SECTOR 2	SECTOR 3	LAP TIME	MPH	DIFF	TIME OF DAY
1 -	34.118	46.735	24.270	1:45.123 **(3)**	83.32	4.459	10:25:48.931
2 -	32.360	45.682	23.966	1:42.008 **(2)**	85.87	1.344	10:27:30.939
3 -	***32.199***	***44.859***	***23.606***	***1:40.664*** **(1)**	***87.02***		***10:29:11.603***

P6 3 Gary HENNING Kawasaki - SGT motorcycles

IDEAL LAP TIME : 1:41.554 BEST LAP TIME : 1:41.835 DIFFERENCE : 0.281

LAP	SECTOR 1	SECTOR 2	SECTOR 3	LAP TIME	MPH	DIFF	TIME OF DAY
1 -	33.645	47.168	24.361	1:45.174	83.28	3.339	10:26:14.874
2 -	32.262	46.943	24.175	1:43.380	84.73	1.545	10:27:58.254
3 -	32.208	46.010	24.285	1:42.503	85.45	0.668	10:29:40.757
4 -	32.068	45.991	23.961	1:42.020 **(2)**	85.86	0.185	10:31:22.777

Brands Hatch GP
Circuit Length = 2.4332 miles
Start: 10:22 Flag 10:35 End: 10:37

Weather / Track : Cloudy / Dry

BMCRC - MRO Championships 2016 - Rnd 8 @ Brands Hatch GP

EDIasia Formula 400 inc Sub 64 & Rookie 400

QUALIFYING - SECTOR ANALYSIS

SECTOR 1 = FL to I1, SECTOR 2 = I1 to I2, SECTOR 3 = I2 to FL, DIFF = Difference To Personal Best Lap

5 -	***31.727***	45.993	24.115	***1:41.835***	**(1)**	***86.01***		***10:33:04.612***
6 -	32.432	***45.919***	***23.908***	1:42.259	**(3)**	85.66	0.424	10:34:46.871
7 -	31.827	46.813	24.176	1:42.816		85.19	0.981	10:36:29.687

P7 86 Mathew SCOTT Kawasaki -

IDEAL LAP TIME : 1:42.328 BEST LAP TIME : 1:42.478 DIFFERENCE : 0.150

LAP	SECTOR 1	SECTOR 2	SECTOR 3	LAP TIME		MPH	DIFF	TIME OF DAY
1 -	34.155	48.794	24.806	1:47.755		81.29	5.277	10:26:02.696
2 -	33.587	47.608	24.326	1:45.521		83.01	3.043	10:27:48.217
3 -	32.961	46.211	24.259	1:43.431		84.69	0.953	10:29:31.648
4 -	***32.230***	46.099	***24.149***	***1:42.478***	**(1)**	***85.48***		***10:31:14.126***
5 -	32.290	***45.949***	24.380	1:42.619	**(2)**	85.36	0.141	10:32:56.745
6 -	32.691	46.256	24.400	1:43.347	**(3)**	84.76	0.869	10:34:40.092

P8 46 S Harry ROWLINGS Kawasaki -

IDEAL LAP TIME : 1:42.805 BEST LAP TIME : 1:42.958 DIFFERENCE : 0.153

LAP	SECTOR 1	SECTOR 2	SECTOR 3	LAP TIME		MPH	DIFF	TIME OF DAY
1 -	34.316	49.005	25.561	1:48.882		80.45	5.924	10:26:04.400
2 -	33.823	47.678	26.820	1:48.321		80.86	5.363	10:27:52.721
3 -	33.269	47.014	24.837	1:45.120		83.33	2.162	10:29:37.841
4 -	32.943	46.874	24.759	1:44.576		83.76	1.618	10:31:22.417
5 -	32.621	46.218	24.900	1:43.739	**(3)**	84.44	0.781	10:33:06.156
6 -	***32.398***	46.112	***24.448***	***1:42.958***	**(1)**	***85.08***		***10:34:49.114***
7 -	32.556	***45.959***	25.062	1:43.577	**(2)**	84.57	0.619	10:36:32.691

P9 78 Keith POVAH Kawasaki - www.78Plate.com & SUBVERT BoardStore.com

IDEAL LAP TIME : 1:43.147 BEST LAP TIME : 1:43.147 DIFFERENCE : 0.000

LAP	SECTOR 1	SECTOR 2	SECTOR 3	LAP TIME		MPH	DIFF	TIME OF DAY
1 -	33.466	47.363	24.650	1:45.479	**(3)**	83.04	2.332	10:25:50.599
2 -	34.178	48.288	IN PIT	2:25.292	**P**	60.29	42.145	10:28:15.891
3 -	OUTLAP	46.569	24.488	1:50.252		79.45	7.105	10:30:06.143
4 -	34.557	47.294	24.675	1:46.526		82.23	3.379	10:31:52.669
5 -	34.009	46.826	24.644	1:45.479	**(3)**	83.04	2.332	10:33:38.148
6 -	33.383	46.599	24.310	1:44.292	**(2)**	83.99	1.145	10:35:22.440
7 -	***33.183***	***46.087***	***23.877***	***1:43.147***	**(1)**	***84.92***		***10:37:05.587***

P10 51 Emma JARMAN Kawasaki - Mum & Dad, EDIAsia and CommunityUK

IDEAL LAP TIME : 1:44.190 BEST LAP TIME : 1:44.320 DIFFERENCE : 0.130

LAP	SECTOR 1	SECTOR 2	SECTOR 3	LAP TIME		MPH	DIFF	TIME OF DAY
1 -	33.963	46.835	24.868	1:45.666		82.90	1.346	10:25:53.562
2 -	***33.090***	46.737	25.158	1:44.985	**(2)**	83.43	0.665	10:27:38.547
3 -	33.103	47.298	24.796	1:45.197	**(3)**	83.27	0.877	10:29:23.744
4 -	33.427	47.531	24.907	1:45.865		82.74	1.545	10:31:09.609
5 -	33.389	47.453	25.200	1:46.042		82.60	1.722	10:32:55.651
6 -	33.220	***46.704***	***24.396***	***1:44.320***	**(1)**	***83.97***		***10:34:39.971***
7 -	33.255	47.802	24.573	1:45.630		82.92	1.310	10:36:25.601

P11 8 S Darren CORKETT Honda - Jackson & Phillips

IDEAL LAP TIME : 1:44.585 BEST LAP TIME : 1:44.625 DIFFERENCE : 0.040

LAP	SECTOR 1	SECTOR 2	SECTOR 3	LAP TIME		MPH	DIFF	TIME OF DAY
1 -	34.467	48.105	25.042	1:47.614		81.40	2.989	10:26:31.854
2 -	35.168	48.284	25.169	1:48.621		80.64	3.996	10:28:20.475
3 -	33.370	47.326	25.042	1:45.738	**(3)**	82.84	1.113	10:30:06.213
4 -	34.789	47.369	24.803	1:46.961		81.89	2.336	10:31:53.174
5 -	33.229	47.404	***24.611***	1:45.244	**(2)**	83.23	0.619	10:33:38.418
6 -	33.593	47.572	24.883	1:46.048		82.60	1.423	10:35:24.466
7 -	***32.992***	***46.982***	24.651	***1:44.625***	**(1)**	***83.72***		***10:37:09.091***

Weather / Track : Cloudy / Dry

Brands Hatch GP
Circuit Length = 2.4332 miles
Start: 10:22 Flag 10:35 End: 10:37

BMCRC - MRO Championships 2016 - Rnd 8 @ Brands Hatch GP

EDlasia Formula 400 inc Sub 64 & Rookie 400

QUALIFYING - SECTOR ANALYSIS

SECTOR 1 = FL to I1, SECTOR 2 = I1 to I2, SECTOR 3 = I2 to FL, DIFF = Difference To Personal Best Lap

P12 127 Adam GREEN Kawasaki - Royal Air Force Motorsport Association

IDEAL LAP TIME : 1:44.617 BEST LAP TIME : 1:44.877 DIFFERENCE : 0.260

LAP	SECTOR 1	SECTOR 2	SECTOR 3	LAP TIME	MPH	DIFF	TIME OF DAY
1 -	36.025	49.039	25.312	1:50.376	79.36	5.499	10:26:06.116
2 -	34.298	47.603	25.278	1:47.179	81.73	2.302	10:27:53.295
3 -	34.227	48.017	25.996	1:48.240	80.92	3.363	10:29:41.535
4 -	34.140	47.135	***24.621***	1:45.896 **(3)**	82.72	1.019	10:31:27.431
5 -	33.439	47.236	24.847	1:45.522 **(2)**	83.01	0.645	10:33:12.953
6 -	***33.250***	***46.746***	24.881	***1:44.877*** **(1)**	***83.52***		***10:34:57.830***
7 -	33.805	47.787	25.033	1:46.625	82.15	1.748	10:36:44.455

P13 226 R4 Adam HARTGROVE Kawasaki -

IDEAL LAP TIME : 1:45.072 BEST LAP TIME : 1:45.291 DIFFERENCE : 0.219

LAP	SECTOR 1	SECTOR 2	SECTOR 3	LAP TIME	MPH	DIFF	TIME OF DAY
1 -	33.860	49.797	25.166	1:48.823	80.49	3.532	10:26:27.536
2 -	***32.563***	48.679	25.395	1:46.637	82.14	1.346	10:28:14.173
3 -	32.611	48.998	25.211	1:46.820	82.00	1.529	10:30:00.993
4 -	32.800	48.319	25.068	1:46.187 **(2)**	82.49	0.896	10:31:47.180
5 -	32.798	48.308	25.101	1:46.207 **(3)**	82.47	0.916	10:33:33.387
6 -	33.224	48.127	25.190	1:46.541	82.22	1.250	10:35:19.928
7 -	32.782	***47.957***	***24.552***	***1:45.291*** **(1)**	***83.19***		***10:37:05.219***

P14 69 S Bob MASTERS Honda -

IDEAL LAP TIME : 1:44.619 BEST LAP TIME : 1:45.473 DIFFERENCE : 0.854

LAP	SECTOR 1	SECTOR 2	SECTOR 3	LAP TIME	MPH	DIFF	TIME OF DAY
1 -	35.015	48.284	24.915	1:48.214	80.94	2.741	10:26:32.192
2 -	35.735	48.978	24.865	1:49.578	79.94	4.105	10:28:21.770
3 -	33.625	***47.221***	***24.627***	***1:45.473*** **(1)**	***83.05***		***10:30:07.243***
4 -	35.927	48.876	24.942	1:49.745	79.81	4.272	10:31:56.988
5 -	34.032	48.312	24.640	1:46.984 **(2)**	81.87	1.511	10:33:43.972
6 -	34.067	48.322	24.670	1:47.059 **(3)**	81.82	1.586	10:35:31.031
7 -	***32.771***	49.455	25.458	1:47.684	81.34	2.211	10:37:18.715

P15 33 Carl JOHNSTONE Yamaha - EDlasia

IDEAL LAP TIME : 1:45.335 BEST LAP TIME : 1:45.522 DIFFERENCE : 0.187

LAP	SECTOR 1	SECTOR 2	SECTOR 3	LAP TIME	MPH	DIFF	TIME OF DAY
1 -	35.713	48.939	25.640	1:50.292	79.42	4.770	10:26:00.765
2 -	33.687	48.212	24.913	1:46.812	82.01	1.290	10:27:47.577
3 -	***33.061***	***47.424***	25.037	***1:45.522*** **(1)**	***83.01***		***10:29:33.099***
4 -	33.443	47.648	25.014	1:46.105	82.55	0.583	10:31:19.204
5 -	33.208	48.159	25.550	1:46.917	81.93	1.395	10:33:06.121
6 -	33.507	47.567	***24.850***	1:45.924 **(3)**	82.69	0.402	10:34:52.045
7 -	33.097	47.653	24.986	1:45.736 **(2)**	82.84	0.214	10:36:37.781

P16 31 R4 Andrew LAWRENCE Yamaha - Oaks carpentry

IDEAL LAP TIME : 1:45.925 BEST LAP TIME : 1:46.084 DIFFERENCE : 0.159

LAP	SECTOR 1	SECTOR 2	SECTOR 3	LAP TIME	MPH	DIFF	TIME OF DAY
1 -	35.347	49.993	25.631	1:50.971	78.93	4.887	10:26:29.011
2 -	***33.905***	48.767	24.915	1:47.587 **(2)**	81.42	1.503	10:28:16.598
3 -	34.406	49.165	25.262	1:48.833	80.48	2.749	10:30:05.431
4 -	36.087	49.856	25.543	1:51.486	78.57	5.402	10:31:56.917
5 -	35.513	47.869	24.761	1:48.143 **(3)**	81.00	2.059	10:33:45.060
6 -	34.064	***47.493***	***24.527***	***1:46.084*** **(1)**	***82.57***		***10:35:31.144***
7 -	34.032	48.759	25.774	1:48.565	80.68	2.481	10:37:19.709

P17 13 S Doug EDMONDSON Yamaha - Wave Racing Developments

IDEAL LAP TIME : 1:46.106 BEST LAP TIME : 1:46.734 DIFFERENCE : 0.628

LAP	SECTOR 1	SECTOR 2	SECTOR 3	LAP TIME	MPH	DIFF	TIME OF DAY

Weather / Track : Cloudy / Dry

Brands Hatch GP
Circuit Length = 2.4332 miles
Start: 10:22 Flag 10:35 End: 10:37

BMCRC - MRO Championships 2016 - Rnd 8 @ Brands Hatch GP

EDlasia Formula 400 inc Sub 64 & Rookie 400

QUALIFYING - SECTOR ANALYSIS

SECTOR 1 = FL to I1, SECTOR 2 = I1 to I2, SECTOR 3 = I2 to FL, DIFF = Difference To Personal Best Lap

1 -	35.634	51.625	26.199	1:53.458	77.20	6.724	10:26:31.417
2 -	34.691	49.869	25.609	1:50.169	79.51	3.435	10:28:21.586
3 -	35.061	49.094	25.733	1:49.888	79.71	3.154	10:30:11.474
4 -	34.024	49.414	25.825	1:49.263	80.17	2.529	10:32:00.737
5 -	***33.207***	48.106	25.540	1:46.853 **(3)**	81.98	0.119	10:33:47.590
6 -	33.727	47.900	***25.151***	1:46.778 **(2)**	82.03	0.044	10:35:34.368
7 -	33.437	***47.748***	25.549	***1:46.734*** **(1)**	***82.07***		***10:37:21.102***

P18 22 S Dave HARVIEK Kawasaki - SW Roofing Group

IDEAL LAP TIME : 1:46.538 BEST LAP TIME : 1:46.741 DIFFERENCE : 0.203

LAP	SECTOR 1	SECTOR 2	SECTOR 3	LAP TIME	MPH	DIFF	TIME OF DAY
1 -	36.675	49.339	25.838	1:51.852	78.31	5.111	10:26:03.406
2 -	34.473	48.784	25.991	1:49.248	80.18	2.507	10:27:52.654
3 -	34.337	48.164	26.257	1:48.758	80.54	2.017	10:29:41.412
4 -	35.498	49.510	25.472	1:50.480	79.28	3.739	10:31:31.892
5 -	33.911	48.205	***25.074***	1:47.190 **(2)**	81.72	0.449	10:33:19.082
6 -	33.796	***47.775***	25.170	***1:46.741*** **(1)**	***82.06***		***10:35:05.823***
7 -	***33.689***	48.556	25.229	1:47.474 **(3)**	81.50	0.733	10:36:53.297

P19 47 Allan CLARK Kawasaki - A Clark & Sons Builders

IDEAL LAP TIME : 1:46.784 BEST LAP TIME : 1:46.816 DIFFERENCE : 0.032

LAP	SECTOR 1	SECTOR 2	SECTOR 3	LAP TIME	MPH	DIFF	TIME OF DAY
1 -	35.140	49.267	25.637	1:50.044	79.60	3.228	10:26:01.965
2 -	34.942	49.840	26.290	1:51.072	78.86	4.256	10:27:53.037
3 -	34.570	49.444	***24.930***	1:48.944	80.40	2.128	10:29:41.981
4 -	35.326	49.934	25.487	1:50.747	79.09	3.931	10:31:32.728
5 -	***33.650***	***48.204***	24.962	***1:46.816*** **(1)**	***82.00***		***10:33:19.544***
6 -	34.654	48.602	25.341	1:48.597 **(3)**	80.66	1.781	10:35:08.141
7 -	33.720	48.585	25.177	1:47.482 **(2)**	81.50	0.666	10:36:55.623

P20 32 R4 Paul HANTON Yamaha - Oaks carpentry

IDEAL LAP TIME : 1:46.596 BEST LAP TIME : 1:46.860 DIFFERENCE : 0.264

LAP	SECTOR 1	SECTOR 2	SECTOR 3	LAP TIME	MPH	DIFF	TIME OF DAY
1 -	35.091	50.656	24.840	1:50.587	79.21	3.727	10:26:29.517
2 -	34.236	48.571	24.692	1:47.499 **(3)**	81.48	0.639	10:28:17.016
3 -	34.550	49.112	25.123	1:48.785	80.52	1.925	10:30:05.801
4 -	36.305	49.588	25.098	1:50.991	78.92	4.131	10:31:56.792
5 -	34.083	***48.224***	***24.553***	***1:46.860*** **(1)**	***81.97***		***10:33:43.652***
6 -	34.129	48.361	24.682	1:47.172 **(2)**	81.73	0.312	10:35:30.824
7 -	***33.819***	49.024	25.469	1:48.312	80.87	1.452	10:37:19.136

P21 85 James ROBINSON Honda - claire palastanga ceramics

IDEAL LAP TIME : 1:46.443 BEST LAP TIME : 1:47.183 DIFFERENCE : 0.740

LAP	SECTOR 1	SECTOR 2	SECTOR 3	LAP TIME	MPH	DIFF	TIME OF DAY
1 -	35.533	50.023	25.971	1:51.527	78.54	4.344	10:26:27.515
2 -	34.394	48.110	25.417	1:47.921 **(3)**	81.16	0.738	10:28:15.436
3 -	33.946	***47.555***	26.212	1:47.713 **(2)**	81.32	0.530	10:30:03.149
4 -	34.436	48.388	25.299	1:48.123	81.01	0.940	10:31:51.272
5 -	34.202	48.823	***25.189***	1:48.214	80.94	1.031	10:33:39.486
6 -	33.953	47.913	25.317	***1:47.183*** **(1)**	***81.72***		***10:35:26.669***
7 -	***33.699***	48.885	25.996	1:48.580	80.67	1.397	10:37:15.249

P22 23 S Tham EVANS Honda - Vanilla Electronics

IDEAL LAP TIME : 1:47.122 BEST LAP TIME : 1:47.275 DIFFERENCE : 0.153

LAP	SECTOR 1	SECTOR 2	SECTOR 3	LAP TIME	MPH	DIFF	TIME OF DAY
1 -	34.242	48.846	25.506	1:48.594	80.66	1.319	10:26:04.800
2 -	34.247	***48.246***	26.063	1:48.556	80.69	1.281	10:27:53.356
3 -	33.843	48.366	25.917	1:48.126 **(3)**	81.01	0.851	10:29:41.482
4 -	35.199	49.395	25.562	1:50.156	79.52	2.881	10:31:31.638

Weather / Track : Cloudy / Dry

Brands Hatch GP
Circuit Length = 2.4332 miles
Start: 10:22 Flag 10:35 End: 10:37

BMCRC - MRO Championships 2016 - Rnd 8 @ Brands Hatch GP

EDlasia Formula 400 inc Sub 64 & Rookie 400

QUALIFYING - SECTOR ANALYSIS

SECTOR 1 = FL to I1, SECTOR 2 = I1 to I2, SECTOR 3 = I2 to FL, DIFF = Difference To Personal Best Lap

5 -	***33.437***	48.399	***25.439***	***1:47.275***	**(1)**	***81.65***		***10:33:18.913***
6 -	37.045	52.570	25.512	1:55.127		76.08	7.852	10:35:14.040
7 -	33.929	48.558	25.542	1:48.029	**(2)**	81.08	0.754	10:37:02.069

P23 145 S Peter MOORE Suzuki - Curphs Cuttings

IDEAL LAP TIME : 1:47.014 BEST LAP TIME : 1:47.491 DIFFERENCE : 0.477

LAP	SECTOR 1	SECTOR 2	SECTOR 3	LAP TIME		MPH	DIFF	TIME OF DAY
1 -	38.520	49.617	25.624	1:53.761		77.00	6.270	10:26:20.492
2 -	34.324	***48.111***	25.117	1:47.552	**(2)**	81.44	0.061	10:28:08.044
3 -	34.222	49.833	25.348	1:49.403		80.06	1.912	10:29:57.447
4 -	34.781	50.812	25.845	1:51.438		78.60	3.947	10:31:48.885
5 -	33.827	48.168	25.496	***1:47.491***	**(1)**	***81.49***		***10:33:36.376***
6 -	***33.803***	49.116	***25.100***	1:48.019	**(3)**	81.09	0.528	10:35:24.395

P24 77 S Ray PETTY Kawasaki - Gray Adams

IDEAL LAP TIME : 1:48.184 BEST LAP TIME : 1:48.240 DIFFERENCE : 0.056

LAP	SECTOR 1	SECTOR 2	SECTOR 3	LAP TIME		MPH	DIFF	TIME OF DAY
1 -	36.149	50.142	***25.204***	1:51.495		78.56	3.255	10:26:03.799
2 -	34.908	49.009	26.176	1:50.093		79.56	1.853	10:27:53.892
3 -	***34.487***	49.490	25.458	1:49.435	**(3)**	80.04	1.195	10:29:43.327
4 -	34.752	48.806	25.661	1:49.219	**(2)**	80.20	0.979	10:31:32.546
5 -	34.531	***48.493***	25.216	***1:48.240***	**(1)**	***80.92***		***10:33:20.786***

P25 52 Gary JARMAN Kawasaki - G & S Motorcycle tyres

IDEAL LAP TIME : 1:48.533 BEST LAP TIME : 1:48.660 DIFFERENCE : 0.127

LAP	SECTOR 1	SECTOR 2	SECTOR 3	LAP TIME		MPH	DIFF	TIME OF DAY
1 -	37.048	50.178	25.780	1:53.006		77.51	4.346	10:26:11.639
2 -	***34.446***	***48.902***	25.312	***1:48.660***	**(1)**	***80.61***		***10:28:00.299***
3 -	35.654	49.308	25.310	1:50.272	**(3)**	79.43	1.612	10:29:50.571
4 -	34.525	48.959	***25.185***	1:48.669	**(2)**	80.61	0.009	10:31:39.240

P26 42 R4 David ATKINS Kawasaki -

IDEAL LAP TIME : 1:49.037 BEST LAP TIME : 1:49.130 DIFFERENCE : 0.093

LAP	SECTOR 1	SECTOR 2	SECTOR 3	LAP TIME		MPH	DIFF	TIME OF DAY
1 -	36.348	51.563	27.068	1:54.979		76.18	5.849	10:26:43.607
2 -	34.572	49.749	25.992	1:50.313		79.40	1.183	10:28:33.920
3 -	34.440	49.534	25.671	1:49.645	**(2)**	79.89	0.515	10:30:23.565
4 -	34.341	***49.447***	26.079	1:49.867	**(3)**	79.73	0.737	10:32:13.432
5 -	***34.018***	49.540	***25.572***	***1:49.130***	**(1)**	***80.26***		***10:34:02.562***
6 -	34.732	***49.447***	25.744	1:49.923		79.69	0.793	10:35:52.485

P27 57 S Paul FISHER Kawasaki -

IDEAL LAP TIME : 1:47.685 BEST LAP TIME : 1:49.187 DIFFERENCE : 1.502

LAP	SECTOR 1	SECTOR 2	SECTOR 3	LAP TIME		MPH	DIFF	TIME OF DAY
1 -	35.530	49.169	25.336	1:50.035		79.60	0.848	10:26:01.944
2 -	***34.302***	49.360	26.370	1:50.032		79.61	0.845	10:27:51.976
3 -	34.526	***48.288***	26.373	***1:49.187***	**(1)**	***80.22***		***10:29:41.163***
4 -	35.207	49.243	26.127	1:50.577		79.21	1.390	10:31:31.740
5 -	35.006	49.365	25.360	1:49.731	**(2)**	79.83	0.544	10:33:21.471
6 -	35.102	50.350	25.781	1:51.233		78.75	2.046	10:35:12.704
7 -	35.066	49.593	***25.095***	1:49.754	**(3)**	79.81	0.567	10:37:02.458

P28 45 Mark THOMPSON Kawasaki - Flintstone Tyres / David Simon Tuning

IDEAL LAP TIME : 1:49.102 BEST LAP TIME : 1:49.306 DIFFERENCE : 0.204

LAP	SECTOR 1	SECTOR 2	SECTOR 3	LAP TIME		MPH	DIFF	TIME OF DAY
1 -	36.609	50.109	26.220	1:52.938		77.56	3.632	10:26:07.928
2 -	35.248	50.000	26.135	1:51.383	**(3)**	78.64	2.077	10:27:59.311
3 -	36.129	50.599	26.304	3:00.898		48.42	1:11.592	10:31:00.209

Brands Hatch GP
Circuit Length = 2.4332 miles
Start: 10:22 Flag 10:35 End: 10:37

Weather / Track : Cloudy / Dry

BMCRC - MRO Championships 2016 - Rnd 8 @ Brands Hatch GP

EDlasia Formula 400 inc Sub 64 & Rookie 400

QUALIFYING - SECTOR ANALYSIS

SECTOR 1 = FL to I1, SECTOR 2 = I1 to I2, SECTOR 3 = I2 to FL, DIFF = Difference To Personal Best Lap

4 -	35.114	50.686	26.822	1:52.622	77.78	3.316	10:32:52.831
5 -	35.263	***48.931***	25.548	1:49.742 **(2)**	79.82	0.436	10:34:42.573
6 -	***34.652***	49.135	***25.519***	***1:49.306*** **(1)**	***80.14***		***10:36:31.879***

P29 107 R4 George SHEEN Kawaski - Sheen racing

IDEAL LAP TIME : 1:50.000 BEST LAP TIME : 1:50.344 DIFFERENCE : 0.344

LAP	SECTOR 1	SECTOR 2	SECTOR 3	LAP TIME	MPH	DIFF	TIME OF DAY
1 -	34.793	52.378	26.316	1:53.487	77.18	3.143	10:26:30.438
2 -	35.731	52.975	26.077	1:54.783	76.31	4.439	10:28:25.221
3 -	35.176	50.286	***25.814***	1:51.276 **(3)**	78.72	0.932	10:30:16.497
4 -	34.939	50.005	25.909	1:50.853 **(2)**	79.02	0.509	10:32:07.350
5 -	***34.419***	52.635	27.304	1:54.358	76.60	4.014	10:34:01.708
6 -	34.516	***49.767***	26.061	***1:50.344*** **(1)**	***79.38***		***10:35:52.052***

P30 29 S Giles HARWOOD Yamaha -

IDEAL LAP TIME : 1:51.136 BEST LAP TIME : 1:51.238 DIFFERENCE : 0.102

LAP	SECTOR 1	SECTOR 2	SECTOR 3	LAP TIME	MPH	DIFF	TIME OF DAY
1 -	37.002	52.117	26.745	1:55.864	75.60	4.626	10:26:14.268
2 -	36.141	51.868	26.384	1:54.393	76.57	3.155	10:28:08.661
3 -	35.542	52.779	27.603	1:55.924	75.56	4.686	10:30:04.585
4 -	35.987	50.144	26.089	1:52.220 **(2)**	78.05	0.982	10:31:56.805
5 -	35.398	***49.948***	***25.892***	***1:51.238*** **(1)**	***78.74***		***10:33:48.043***
6 -	***35.296***	51.009	25.951	1:52.256 **(3)**	78.03	1.018	10:35:40.299

P31 58 Steve YOUNG Kawasaki - Cadmatic Engineering

IDEAL LAP TIME : 1:51.705 BEST LAP TIME : 1:51.705 DIFFERENCE : 0.000

LAP	SECTOR 1	SECTOR 2	SECTOR 3	LAP TIME	MPH	DIFF	TIME OF DAY
1 -	37.034	51.014	26.250	1:54.298 **(3)**	76.64	2.593	10:26:11.873
2 -	***35.299***	***50.405***	***26.001***	***1:51.705*** **(1)**	***78.41***		***10:28:03.578***
3 -	35.802	53.492	26.070	1:55.364	75.93	3.659	10:29:58.942
4 -	35.830	50.449	26.175	1:52.454 **(2)**	77.89	0.749	10:31:51.396

P32 190 R4 Steve RAPA Honda - Castech developments

IDEAL LAP TIME : 1:52.214 BEST LAP TIME : 1:52.445 DIFFERENCE : 0.231

LAP	SECTOR 1	SECTOR 2	SECTOR 3	LAP TIME	MPH	DIFF	TIME OF DAY
1 -	37.019	52.073	26.215	1:55.307 **(3)**	75.96	2.862	10:26:40.236
2 -	***35.876***	51.057	***25.793***	1:52.726 **(2)**	77.70	0.281	10:28:32.962
3 -	36.080	***50.545***	25.820	***1:52.445*** **(1)**	***77.90***		***10:30:25.407***

P33 188 R4 Lydia THOMPSON Kawasaki - Flintstone Racing - David Simons Tuning

IDEAL LAP TIME : 1:52.625 BEST LAP TIME : 1:53.044 DIFFERENCE : 0.419

LAP	SECTOR 1	SECTOR 2	SECTOR 3	LAP TIME	MPH	DIFF	TIME OF DAY
1 -	38.095	54.478	27.260	1:59.833	73.10	6.789	10:26:45.476
2 -	36.722	52.742	26.537	1:56.001	75.51	2.957	10:28:41.477
3 -	36.984	51.168	26.521	1:54.673	76.38	1.629	10:30:36.150
4 -	36.177	51.648	26.563	1:54.388 **(2)**	76.58	1.344	10:32:30.538
5 -	37.659	50.843	***26.036***	1:54.538 **(3)**	76.47	1.494	10:34:25.076
6 -	***35.895***	***50.694***	26.455	***1:53.044*** **(1)**	***77.49***		***10:36:18.120***

P34 38 S Michael WAKE Yamaha - Tony's Big Bikes

IDEAL LAP TIME : 1:54.518 BEST LAP TIME : 1:54.620 DIFFERENCE : 0.102

LAP	SECTOR 1	SECTOR 2	SECTOR 3	LAP TIME	MPH	DIFF	TIME OF DAY
1 -	37.853	54.052	27.319	1:59.224	73.47	4.604	10:26:50.072
2 -	37.103	53.172	27.309	1:57.584	74.49	2.964	10:28:47.656
3 -	36.501	52.926	26.921	1:56.348	75.29	1.728	10:30:44.004
4 -	36.116	51.972	27.209	1:55.297 **(3)**	75.97	0.677	10:32:39.301
5 -	36.168	***51.652***	26.800	***1:54.620*** **(1)**	***76.42***		***10:34:33.921***
6 -	***36.096***	51.961	***26.770***	1:54.827 **(2)**	76.28	0.207	10:36:28.748

Weather / Track : Cloudy / Dry

Brands Hatch GP
Circuit Length = 2.4332 miles
Start: 10:22 Flag 10:35 End: 10:37

BMCRC - MRO Championships 2016 - Rnd 8 @ Brands Hatch GP

EDlasia Formula 400 inc Sub 64 & Rookie 400

QUALIFYING - SECTOR ANALYSIS

SECTOR 1 = FL to I1, SECTOR 2 = I1 to I2, SECTOR 3 = I2 to FL, DIFF = Difference To Personal Best Lap

P35 34 S Mark EWENS Yamaha -

IDEAL LAP TIME : 1:56.064 BEST LAP TIME : 1:56.762 DIFFERENCE : 0.698

LAP	SECTOR 1	SECTOR 2	SECTOR 3	LAP TIME	MPH	DIFF	TIME OF DAY
1 -	37.783	53.659	28.004	1:59.446	73.33	2.684	10:26:43.789
2 -	36.974	53.712	28.086	1:58.772	73.75	2.010	10:28:42.561
3 -	36.647	53.246	27.157	1:57.050 (3)	74.83	0.288	10:30:39.611
4 -	***36.439***	***52.575***	27.825	1:56.839 (2)	74.97	0.077	10:32:36.450
5 -	37.415	53.312	27.575	1:58.302	74.04	1.540	10:34:34.752
6 -	36.832	52.880	***27.050***	***1:56.762*** (1)	***75.02***		***10:36:31.514***

P36 311 R4 Chris LAMBOURNE Kawasaki - Hastings m/cycle centre

IDEAL LAP TIME : 1:57.995 BEST LAP TIME : 1:57.995 DIFFERENCE : 0.000

LAP	SECTOR 1	SECTOR 2	SECTOR 3	LAP TIME	MPH	DIFF	TIME OF DAY
1 -	37.991	55.685	28.215	2:01.891	71.86	3.896	10:26:55.173
2 -	37.642	54.795	28.694	2:01.131	72.31	3.136	10:28:56.304
3 -	37.540	54.850	27.896	2:00.286	72.82	2.291	10:30:56.590
4 -	37.012	54.353	28.303	1:59.668 (3)	73.20	1.673	10:32:56.258
5 -	37.268	53.595	27.776	1:58.639 (2)	73.83	0.644	10:34:54.897
6 -	***36.992***	***53.400***	***27.603***	***1:57.995*** (1)	***74.23***		***10:36:52.892***

P37 88 Peter RANDALL Kawasaki -

IDEAL LAP TIME : 1:57.717 BEST LAP TIME : 1:58.032 DIFFERENCE : 0.315

LAP	SECTOR 1	SECTOR 2	SECTOR 3	LAP TIME	MPH	DIFF	TIME OF DAY
1 -	39.259	55.927	27.704	2:02.890	71.28	4.858	10:26:29.355
2 -	39.566	56.052	27.441	2:03.059	71.18	5.027	10:28:32.414
3 -	38.140	54.217	27.629	1:59.986	73.00	1.954	10:30:32.400
4 -	37.320	***53.765***	26.947	***1:58.032*** (1)	***74.21***		***10:32:30.432***
5 -	37.200	54.344	***26.814***	1:58.358 (2)	74.01	0.326	10:34:28.790
6 -	***37.138***	54.122	27.352	1:58.612 (3)	73.85	0.580	10:36:27.402

P38 17 R4 Andrew POCOCK Honda -

IDEAL LAP TIME : 2:01.321 BEST LAP TIME : 2:02.349 DIFFERENCE : 1.028

LAP	SECTOR 1	SECTOR 2	SECTOR 3	LAP TIME	MPH	DIFF	TIME OF DAY
1 -	38.286	1:02.723	29.264	2:10.273	67.24	7.924	10:27:02.488
2 -	37.806	1:00.127	28.543	2:06.476	69.26	4.127	10:29:08.964
3 -	39.256	58.073	***28.423***	2:05.752	69.65	3.403	10:31:14.716
4 -	***37.506***	56.311	28.532	***2:02.349*** (1)	***71.59***		***10:33:17.065***
5 -	38.088	55.924	28.745	2:02.757 (3)	71.35	0.408	10:35:19.822
6 -	37.693	***55.392***	29.560	2:02.645 (2)	71.42	0.296	10:37:22.467

P39 53 R4 Robert STEWART Kawasaki -

IDEAL LAP TIME : 2:04.012 BEST LAP TIME : 2:04.012 DIFFERENCE : 0.000

LAP	SECTOR 1	SECTOR 2	SECTOR 3	LAP TIME	MPH	DIFF	TIME OF DAY
1 -	41.666	1:02.324	30.902	3:27.495	42.21	1:23.483	10:27:55.932
2 -	40.701	58.719	29.056	2:08.476 (3)	68.18	4.464	10:30:04.408
3 -	42.042	58.227	29.474	2:09.743	67.51	5.731	10:32:14.151
4 -	39.606	57.435	29.012	2:06.053 (2)	69.49	2.041	10:34:20.204
5 -	***39.302***	***56.561***	***28.149***	***2:04.012*** (1)	***70.63***		***10:36:24.216***

Weather / Track : Cloudy / Dry

Brands Hatch GP
Circuit Length = 2.4332 miles
Start: 10:22 Flag 10:35 End: 10:37

BMCRC - MRO Championships 2016 - Rnd 8 @ Brands Hatch GP

EDlasia Formula 400 inc Sub 64 & Rookie 400

QUALIFYING - BEST SECTORS

	SECTOR 1			SECTOR 2			SECTOR 3			IDEAL / BEST COMPARISON					
POS	NO	NAME	TIME	NO	NAME	TIME	NO	NAME	TIME	POS	NO	NAME	IDEAL	BEST	DIFF
												PERFECT LAP	1:37.950		
1	114	SMITH	30.862	114	SMITH	43.859	114	SMITH	23.229	1	114	SMITH	1:37.950	1:38.436	0.486
2	3	HENNING	31.727	14	BURRAGE	44.420	14	BURRAGE	23.388	2	14	BURRAGE	1:39.587	1:39.916	0.329
3	48	WELSH	31.761	48	WELSH	44.521	2	GILL	23.486	3	48	WELSH	1:39.877	1:40.113	0.236
4	14	BURRAGE	31.779	1	RUTH	44.859	48	WELSH	23.595	4	2	GILL	1:40.231	1:40.555	0.324
5	2	GILL	31.804	2	GILL	44.941	1	RUTH	23.606	5	1	RUTH	1:40.664	1:40.664	0.000
6	1	RUTH	32.199	3	HENNING	45.919	78	POVAH	23.877	6	3	HENNING	1:41.554	1:41.835	0.281
7	86	SCOTT	32.230	86	SCOTT	45.949	3	HENNING	23.908	7	86	SCOTT	1:42.328	1:42.478	0.150
8	46	ROWLINGS	32.398	46	ROWLINGS	45.959	86	SCOTT	24.149	8	46	ROWLINGS	1:42.805	1:42.958	0.153
9	226	HARTGROVE	32.563	78	POVAH	46.087	51	JARMAN	24.396	9	78	POVAH	1:43.147	1:43.147	0.000
10	69	MASTERS	32.771	51	JARMAN	46.704	46	ROWLINGS	24.448	10	51	JARMAN	1:44.190	1:44.320	0.130
11	8	CORKETT	32.992	127	GREEN	46.746	31	LAWRENCE	24.527	11	8	CORKETT	1:44.585	1:44.625	0.040
12	33	JOHNSTONE	33.061	8	CORKETT	46.982	226	HARTGROVE	24.552	12	127	GREEN	1:44.617	1:44.877	0.260
13	51	JARMAN	33.090	69	MASTERS	47.221	32	HANTON	24.553	13	69	MASTERS	1:44.619	1:45.473	0.854
14	78	POVAH	33.183	33	JOHNSTONE	47.424	8	CORKETT	24.611	14	226	HARTGROVE	1:45.072	1:45.291	0.219
15	13	EDMONDSON	33.207	31	LAWRENCE	47.493	127	GREEN	24.621	15	33	JOHNSTONE	1:45.335	1:45.522	0.187
16	127	GREEN	33.250	85	ROBINSON	47.555	69	MASTERS	24.627	16	31	LAWRENCE	1:45.925	1:46.084	0.159
17	23	EVANS	33.437	13	EDMONDSON	47.748	33	JOHNSTONE	24.850	17	13	EDMONDSON	1:46.106	1:46.734	0.628
18	47	CLARK	33.650	22	HARVIEK	47.775	47	CLARK	24.930	18	85	ROBINSON	1:46.443	1:47.183	0.740
19	22	HARVIEK	33.689	226	HARTGROVE	47.957	22	HARVIEK	25.074	19	22	HARVIEK	1:46.538	1:46.741	0.203
20	85	ROBINSON	33.699	145	MOORE	48.111	57	FISHER	25.095	20	32	HANTON	1:46.596	1:46.860	0.264
21	145	MOORE	33.803	47	CLARK	48.204	145	MOORE	25.100	21	47	CLARK	1:46.784	1:46.816	0.032
22	32	HANTON	33.819	32	HANTON	48.224	13	EDMONDSON	25.151	22	145	MOORE	1:47.014	1:47.491	0.477
23	31	LAWRENCE	33.905	23	EVANS	48.246	52	JARMAN	25.185	23	23	EVANS	1:47.122	1:47.275	0.153
24	42	ATKINS	34.018	57	FISHER	48.288	85	ROBINSON	25.189	24	57	FISHER	1:47.685	1:49.187	1.502
25	57	FISHER	34.302	77	PETTY	48.493	77	PETTY	25.204	25	77	PETTY	1:48.184	1:48.240	0.056
26	107	SHEEN	34.419	52	JARMAN	48.902	23	EVANS	25.439	26	52	JARMAN	1:48.533	1:48.660	0.127
27	52	JARMAN	34.446	45	THOMPSON	48.931	45	THOMPSON	25.519	27	42	ATKINS	1:49.037	1:49.130	0.093
28	77	PETTY	34.487	42	ATKINS	49.447	42	ATKINS	25.572	28	45	THOMPSON	1:49.102	1:49.306	0.204
29	45	THOMPSON	34.652	107	SHEEN	49.767	190	RAPA	25.793	29	107	SHEEN	1:50.000	1:50.344	0.344
30	29	HARWOOD	35.296	29	HARWOOD	49.948	107	SHEEN	25.814	30	29	HARWOOD	1:51.136	1:51.238	0.102
31	58	YOUNG	35.299	58	YOUNG	50.405	29	HARWOOD	25.892	31	58	YOUNG	1:51.705	1:51.705	0.000
32	190	RAPA	35.876	190	RAPA	50.545	58	YOUNG	26.001	32	190	RAPA	1:52.214	1:52.445	0.231
33	188	THOMPSON	35.895	188	THOMPSON	50.694	188	THOMPSON	26.036	33	188	THOMPSON	1:52.625	1:53.044	0.419
34	38	WAKE	36.096	38	WAKE	51.652	38	WAKE	26.770	34	38	WAKE	1:54.518	1:54.620	0.102
35	34	EWENS	36.439	34	EWENS	52.575	88	RANDALL	26.814	35	34	EWENS	1:56.064	1:56.762	0.698
36	311	LAMBOURNE	36.992	311	LAMBOURNE	53.400	34	EWENS	27.050	36	88	RANDALL	1:57.717	1:58.032	0.315
37	88	RANDALL	37.138	88	RANDALL	53.765	311	LAMBOURNE	27.603	37	311	LAMBOURNE	1:57.995	1:57.995	0.000
38	17	POCOCK	37.506	17	POCOCK	55.392	53	STEWART	28.149	38	17	POCOCK	2:01.321	2:02.349	1.028
39	53	STEWART	39.302	53	STEWART	56.561	17	POCOCK	28.423	39	53	STEWART	2:04.012	2:04.012	0.000

Weather / Track : Cloudy / Dry

Brands Hatch GP
Circuit Length = 2.4332 miles
Start: 10:22 Flag 10:35 End: 10:37

Results can be found at www.tsl-timing.com

Printed - 10:40 Saturday, 20 August 2016

BMCRC - MRO Championships 2016 - Rnd 8 @ Brands Hatch GP

EDIasia Formula 400 inc Sub 64

RACE 6 - CLASSIFICATION

POS	NO	CL	PIC	NAME	ENTRY	LAPS	TIME	GAP	DIFF	MPH	BEST	ON
1	14		1	Chris BURRAGE	Kawasaki - Seton tuning	5	8:19.428			87.69	1:38.274	4
2	114		2	Gary SMITH	Kawasaki - SDC/Mike Smith Tuning	5	8:20.828	1.400	1.400	87.45	1:38.588	4
3	2		3	Andrew GILL	Kawasaki - RMKD Racing	5	8:25.153	5.725	4.325	86.70	1:39.188	2
4	1		4	Dan RUTH	Kawasaki - Richard Ruth	5	8:26.316	6.888	1.163	86.50	1:39.291	4
5	86		5	Mathew SCOTT	Kawasaki -	5	8:28.705	9.277	2.389	86.09	1:39.858	5
6	51		6	Emma JARMAN	Kawasaki - Mum & Dad, EDIAsia and CommunityUk	5	8:30.786	11.358	2.081	85.74	1:40.151	5
7	78		7	Keith POVAH	Kawasaki - www.78Plate.com & SUBVERT BoardSt	5	8:31.594	12.166	0.808	85.61	1:40.783	5
8	3		8	Gary HENNING	Kawasaki - SGT motorcycles	5	8:36.137	16.709	4.543	84.85	1:41.429	2
9	46	S	1	Harry ROWLINGS	Kawasaki -	5	8:43.401	23.973	7.264	83.68	1:42.394	3
10	48		9	Richie WELSH	Yamaha - EDEN'S BABY EXPERIENCES	5	8:43.671	24.243	0.270	83.63	1:39.189	2
11	69	S	2	Bob MASTERS	Honda -	5	8:46.947	27.519	3.276	83.11	1:43.680	5
12	127		10	Adam GREEN	Kawasaki - Royal Air Force Motorsport Association	5	8:49.590	30.162	2.643	82.70	1:44.098	4
13	8	S	3	Darren CORKETT	Honda - Jackson & Phillips	5	8:50.065	30.637	0.475	82.62	1:44.551	4
14	13	S	4	Doug EDMONDSON	Yamaha - Wave Racing Developments	5	8:51.005	31.577	0.940	82.48	1:44.447	5
15	33	S	5	Carl JOHNSTONE	Yamaha - EDIasia	5	8:54.623	35.195	3.618	81.92	1:44.664	2
16	47		11	Allan CLARK	Kawasaki - A Clark & Sons Builders	5	8:55.879	36.451	1.256	81.73	1:44.958	5
17	85		12	James ROBINSON	Honda - claire palastanga ceramics	5	8:57.726	38.298	1.847	81.45	1:44.670	4
18	23	S	6	Tham EVANS	Honda - Vanilla Electronics	5	9:00.504	41.076	2.778	81.03	1:45.242	4
19	22	S	7	Dave HARVIEK	Kawasaki - SW Roofing Group	5	9:01.072	41.644	0.568	80.94	1:44.587	4
20	52		13	Gary JARMAN	Kawasaki - G & S Motorcycle tyres	5	9:03.511	44.083	2.439	80.58	1:46.739	2
21	45		14	Mark THOMPSON	Kawasaki - Flintstone Tyres / David Simon Tuning	5	9:13.351	53.923	9.840	79.15	1:48.744	2
22	77	S	8	Ray PETTY	Kawasaki - Gray Adams	5	9:16.828	57.400	3.477	78.65	1:48.965	2
23	58		15	Steve YOUNG	Kawasaki - Cadmatic Engineering	5	9:16.994	57.566	0.166	78.63	1:48.106	5
24	29	S	9	Giles HARWOOD	Yamaha -	5	9:17.625	58.197	0.631	78.54	1:49.136	2
25	57	S	10	Paul FISHER	Kawasaki -	5	9:18.338	58.910	0.713	78.44	1:49.501	5
26	38	S	11	Michael WAKE	Yamaha - Tony's Big Bikes	5	9:37.340	1:17.912	19.002	75.86	1:52.593	2
27	88		16	Peter RANDALL	Kawasaki -	5	9:47.939	1:28.511	10.599	74.49	1:54.639	5
28	34	S	12	Mark EWENS	Yamaha -	5	9:54.281	1:34.853	6.342	73.70	1:56.926	2

NOT CLASSIFIED

DNF	145	S		Peter MOORE	Suzuki - Curphs Cuttings	0						
DNF	61	S		Oliver FOOKS	Aprilia - Surrey Engineering Plant Services Ltd	0						

FASTEST LAP

	14			Chris BURRAGE	Kawasaki - Seton tuning	4	1:38.274	89.13 mph	143.45 kph
	46	S		Harry ROWLINGS	Kawasaki -	3	1:42.394	85.55 mph	137.67 kph

Class - 90% of Race Speed = 78.92 mph
Class S - 90% of Race Speed = 75.31 mph

Brands Hatch GP
Circuit Length = 2.4332 miles
Start: 14:24 Flag 14:32 End: 14:34

Weather / Track : Cloudy / Dry
These results are provisional until the conclusion of any judicial and technical matters.

Clerk Of Course :		Timekeeper :

Results can be found at www.tsl-timing.com

Printed - 14:34 Saturday, 20 August 2016

BMCRC - MRO Championships 2016 - Rnd 8 @ Brands Hatch GP

EDlasia Formula 400 inc Sub 64

RACE 6 - LAP CHART

LAP 1	@ 14:25:52.569	
NO	BEHIND	LAP TIME
14		1:44.354
114	0.402	1:44.756
48	0.485	1:44.839
2	1.448	1:45.802
3	2.373	1:46.727
1	2.642	1:46.996
78	2.821	1:47.175
86	3.097	1:47.451
51	3.477	1:47.831
46	4.803	1:49.157
127	6.048	1:50.402
8	6.183	1:50.537
69	6.239	1:50.593
33	7.196	1:51.550
13	7.409	1:51.763
47	8.581	1:52.935
22	8.933	1:53.287
85	9.477	1:53.831
52	9.994	1:54.348
23	10.977	1:55.331
77	11.112	1:55.466
29	11.927	1:56.281
57	12.085	1:56.439
45	13.098	1:57.452
58	15.397	1:59.751
38	16.871	2:01.225
88	18.293	2:02.647
34	20.088	2:04.442

LAP 2	@ 14:27:31.496	
NO	BEHIND	LAP TIME
14		1:38.927
48	0.747	1:39.189
114	0.832	1:39.357
2	1.709	1:39.188
1	4.086	1:40.371
3	4.875	1:41.429
86	4.953	1:40.783
51	5.235	1:40.685
78	5.741	1:41.847
46	9.617	1:43.741
127	11.664	1:44.543
69	12.085	1:44.773
8	12.328	1:45.072
33	12.933	1:44.664
13	13.375	1:44.893
47	15.799	1:46.145
85	16.395	1:45.845
22	16.472	1:46.466
52	17.806	1:46.739
23	18.282	1:46.232
77	21.150	1:48.965
29	22.136	1:49.136
45	22.915	1:48.744
57	24.022	1:50.864
58	27.039	1:50.569
38	30.537	1:52.593
88	36.836	1:57.470
34	38.087	1:56.926

LAP 3	@ 14:29:10.731	
NO	BEHIND	LAP TIME
14		1:39.235
114	0.663	1:39.066
2	2.599	1:40.125
1	4.823	1:39.972
86	6.327	1:40.609
3	7.322	1:41.682
51	7.416	1:41.416
78	7.493	1:40.987
46	12.776	1:42.394
127	16.832	1:44.403
69	16.967	1:44.117
8	17.810	1:44.717
33	19.282	1:45.584
13	19.452	1:45.312
48	21.693	2:00.181
47	23.264	1:46.700
22	24.319	1:47.082
85	25.106	1:47.946
23	26.314	1:47.267
52	26.388	1:47.817
77	32.060	1:50.145
29	32.390	1:49.489
45	32.614	1:48.934
57	35.031	1:50.244
58	37.181	1:49.377
38	45.113	1:53.811
88	54.561	1:56.960
34	56.705	1:57.853

LAP 4	@ 14:30:49.005	
NO	BEHIND	LAP TIME
14		1:38.274
114	0.977	1:38.588
2	4.195	1:39.870
1	5.840	1:39.291
86	8.057	1:40.004
51	9.845	1:40.703
78	10.021	1:40.802
3	10.799	1:41.751
46	18.126	1:43.624
69	22.477	1:43.784
127	22.656	1:44.098
48	23.162	1:39.743
8	24.087	1:44.551
13	25.768	1:44.590
33	26.843	1:45.835
47	30.131	1:45.141
22	30.632	1:44.587
85	31.502	1:44.670
23	33.282	1:45.242
52	35.490	1:47.376
45	43.404	1:49.064
29	45.672	1:51.556
77	45.740	1:51.954
57	48.047	1:51.290
58	48.098	1:49.191
38	1:02.018	1:55.179
88	1:12.510	1:56.223
34	1:15.659	1:57.228

LAP 5	@ 14:32:27.643	
NO	BEHIND	LAP TIME
14		1:38.638
114	1.400	1:39.061
2	5.725	1:40.168
1	6.888	1:39.686
86	9.277	1:39.858
51	11.358	1:40.151
78	12.166	1:40.783
3	16.709	1:44.548
46	23.973	1:44.485
48	24.243	1:39.719
69	27.519	1:43.680
127	30.162	1:46.144
8	30.637	1:45.188
13	31.577	1:44.447
33	35.195	1:46.990
47	36.451	1:44.958
85	38.298	1:45.434
23	41.076	1:46.432
22	41.644	1:49.650
52	44.083	1:47.231
45	53.923	1:49.157
77	57.400	1:50.298
58	57.566	1:48.106
29	58.197	1:51.163
57	58.910	1:49.501
38	1:17.912	1:54.532
88	1:28.511	1:54.639
34	1:34.853	1:57.832

Weather / Track : Cloudy / Dry

Brands Hatch GP
Circuit Length = 2.4332 miles
Start: 14:24 Flag 14:32 End: 14:34

Results can be found at www.tsl-timing.com

Printed - 14:36 Saturday, 20 August 2016

BMCRC - MRO Championships 2016 - Rnd 8 @ Brands Hatch GP

EDIasia Formula 400 inc Sub 64

RACE 6 - SECTOR ANALYSIS

SECTOR 1 = FL to I1, SECTOR 2 = I1 to I2, SECTOR 3 = I2 to FL, DIFF = Difference To Personal Best Lap

P1 14 Chris BURRAGE Kawasaki - Seton tuning

IDEAL LAP TIME : 1:38.208 BEST LAP TIME : 1:38.274 DIFFERENCE : 0.066

LAP	SECTOR 1	SECTOR 2	SECTOR 3	LAP TIME	MPH	DIFF	TIME OF DAY
1 -		44.458	23.426	1:44.354	83.94	6.080	14:25:52.569
2 -	***30.999***	44.011	23.917	1:38.927 **(3)**	88.54	0.653	14:27:31.496
3 -	31.431	44.187	23.617	1:39.235	88.27	0.961	14:29:10.731
4 -	31.065	***43.881***	***23.328***	***1:38.274*** **(1)**	***89.13***		***14:30:49.005***
5 -	31.247	43.898	23.493	1:38.638 **(2)**	88.80	0.364	14:32:27.643

P2 114 Gary SMITH Kawasaki - SDC/Mike Smith Tuning

IDEAL LAP TIME : 1:38.454 BEST LAP TIME : 1:38.588 DIFFERENCE : 0.134

LAP	SECTOR 1	SECTOR 2	SECTOR 3	LAP TIME	MPH	DIFF	TIME OF DAY
1 -		44.702	***23.458***	1:44.756	83.62	6.168	14:25:52.971
2 -	31.411	44.250	23.696	1:39.357	88.16	0.769	14:27:32.328
3 -	***31.181***	44.319	23.566	1:39.066 **(3)**	88.42	0.478	14:29:11.394
4 -	31.238	***43.815***	23.535	***1:38.588*** **(1)**	***88.85***		***14:30:49.982***
5 -	31.257	44.194	23.610	1:39.061 **(2)**	88.42	0.473	14:32:29.043

P3 2 Andrew GILL Kawasaki - RMKD Racing

IDEAL LAP TIME : 1:39.184 BEST LAP TIME : 1:39.188 DIFFERENCE : 0.004

LAP	SECTOR 1	SECTOR 2	SECTOR 3	LAP TIME	MPH	DIFF	TIME OF DAY
1 -		45.132	***23.479***	1:45.802	82.79	6.614	14:25:54.017
2 -	***31.290***	***44.415***	23.483	***1:39.188*** **(1)**	***88.31***		***14:27:33.205***
3 -	31.852	44.572	23.701	1:40.125 **(3)**	87.48	0.937	14:29:13.330
4 -	31.543	44.560	23.767	1:39.870 **(2)**	87.71	0.682	14:30:53.200
5 -	31.477	45.013	23.678	1:40.168	87.45	0.980	14:32:33.368

P4 1 Dan RUTH Kawasaki - Richard Ruth

IDEAL LAP TIME : 1:39.253 BEST LAP TIME : 1:39.291 DIFFERENCE : 0.038

LAP	SECTOR 1	SECTOR 2	SECTOR 3	LAP TIME	MPH	DIFF	TIME OF DAY
1 -		45.392	23.937	1:46.996	81.87	7.705	14:25:55.211
2 -	31.555	45.332	***23.484***	1:40.371	87.27	1.080	14:27:35.582
3 -	32.020	44.451	23.501	1:39.972 **(3)**	87.62	0.681	14:29:15.554
4 -	***31.517***	***44.252***	23.522	***1:39.291*** **(1)**	***88.22***		***14:30:54.845***
5 -	31.532	44.608	23.546	1:39.686 **(2)**	87.87	0.395	14:32:34.531

P5 86 Mathew SCOTT Kawasaki -

IDEAL LAP TIME : 1:39.751 BEST LAP TIME : 1:39.858 DIFFERENCE : 0.107

LAP	SECTOR 1	SECTOR 2	SECTOR 3	LAP TIME	MPH	DIFF	TIME OF DAY
1 -		45.553	23.677	1:47.451	81.52	7.593	14:25:55.666
2 -	32.305	44.767	23.711	1:40.783	86.91	0.925	14:27:36.449
3 -	32.358	44.520	23.731	1:40.609 **(3)**	87.06	0.751	14:29:17.058
4 -	31.790	44.563	***23.651***	1:40.004 **(2)**	87.59	0.146	14:30:57.062
5 -	***31.637***	***44.463***	23.758	***1:39.858*** **(1)**	***87.72***		***14:32:36.920***

P6 51 Emma JARMAN Kawasaki - Mum & Dad, EDIAsia and CommunityUK

IDEAL LAP TIME : 1:40.000 BEST LAP TIME : 1:40.151 DIFFERENCE : 0.151

LAP	SECTOR 1	SECTOR 2	SECTOR 3	LAP TIME	MPH	DIFF	TIME OF DAY
1 -		45.762	23.717	1:47.831	81.23	7.680	14:25:56.046
2 -	32.061	44.988	***23.636***	1:40.685 **(2)**	87.00	0.534	14:27:36.731
3 -	32.378	45.379	23.659	1:41.416	86.37	1.265	14:29:18.147
4 -	31.908	45.127	23.668	1:40.703 **(3)**	86.98	0.552	14:30:58.850
5 -	***31.497***	***44.867***	23.787	***1:40.151*** **(1)**	***87.46***		***14:32:39.001***

P7 78 Keith POVAH Kawasaki - www.78Plate.com & SUBVERT BoardStore.com

IDEAL LAP TIME : 1:40.545 BEST LAP TIME : 1:40.783 DIFFERENCE : 0.238

LAP	SECTOR 1	SECTOR 2	SECTOR 3	LAP TIME	MPH	DIFF	TIME OF DAY

Weather / Track : Cloudy / Dry

Brands Hatch GP
Circuit Length = 2.4332 miles
Start: 14:24 Flag 14:32 End: 14:34

BMCRC - MRO Championships 2016 - Rnd 8 @ Brands Hatch GP

EDlasia Formula 400 inc Sub 64

RACE 6 - SECTOR ANALYSIS

SECTOR 1 = FL to I1, SECTOR 2 = I1 to I2, SECTOR 3 = I2 to FL, DIFF = Difference To Personal Best Lap

1 -		45.760	23.739	1:47.175		81.73	6.392	14:25:55.390
2 -	32.909	45.402	***23.536***	1:41.847		86.00	1.064	14:27:37.237
3 -	32.171	45.249	23.567	1:40.987	**(3)**	86.74	0.204	14:29:18.224
4 -	32.043	***45.022***	23.737	1:40.802	**(2)**	86.90	0.019	14:30:59.026
5 -	***31.987***	45.065	23.731	***1:40.783***	**(1)**	***86.91***		***14:32:39.809***

P8 3 Gary HENNING Kawasaki - SGT motorcycles

IDEAL LAP TIME : 1:40.833 BEST LAP TIME : 1:41.429 DIFFERENCE : 0.596

LAP	SECTOR 1	SECTOR 2	SECTOR 3	LAP TIME		MPH	DIFF	TIME OF DAY
1 -		***45.242***	23.934	1:46.727		82.07	5.298	14:25:54.942
2 -	***31.696***	45.786	23.947	***1:41.429***	**(1)**	***86.36***		***14:27:36.371***
3 -	32.284	45.503	***23.895***	1:41.682	**(2)**	86.14	0.253	14:29:18.053
4 -	32.051	45.579	24.121	1:41.751	**(3)**	86.09	0.322	14:30:59.804
5 -	32.656	46.927	24.965	1:44.548		83.78	3.119	14:32:44.352

P9 46 S Harry ROWLINGS Kawasaki -

IDEAL LAP TIME : 1:41.955 BEST LAP TIME : 1:42.394 DIFFERENCE : 0.439

LAP	SECTOR 1	SECTOR 2	SECTOR 3	LAP TIME		MPH	DIFF	TIME OF DAY
1 -		45.801	***24.234***	1:49.157		80.24	6.763	14:25:57.372
2 -	***32.068***	***45.653***	26.020	1:43.741	**(3)**	84.43	1.347	14:27:41.113
3 -	32.382	45.731	24.281	***1:42.394***	**(1)**	***85.55***		***14:29:23.507***
4 -	32.265	46.954	24.405	1:43.624	**(2)**	84.53	1.230	14:31:07.131
5 -	32.283	47.436	24.766	1:44.485		83.83	2.091	14:32:51.616

P10 48 Richie WELSH Yamaha - EDEN'S BABY EXPERIENCES

IDEAL LAP TIME : 1:38.367 BEST LAP TIME : 1:39.189 DIFFERENCE : 0.822

LAP	SECTOR 1	SECTOR 2	SECTOR 3	LAP TIME		MPH	DIFF	TIME OF DAY
1 -		44.709	23.302	1:44.839		83.55	5.650	14:25:53.054
2 -	31.132	44.625	23.432	***1:39.189***	**(1)**	***88.31***		***14:27:32.243***
3 -	***30.955***	1:03.272	25.954	2:00.181		72.88	20.992	14:29:32.424
4 -	32.009	***44.182***	23.552	1:39.743	**(3)**	87.82	0.554	14:31:12.167
5 -	31.743	44.746	***23.230***	1:39.719	**(2)**	87.84	0.530	14:32:51.886

P11 69 S Bob MASTERS Honda -

IDEAL LAP TIME : 1:43.315 BEST LAP TIME : 1:43.680 DIFFERENCE : 0.365

LAP	SECTOR 1	SECTOR 2	SECTOR 3	LAP TIME		MPH	DIFF	TIME OF DAY
1 -		47.075	24.291	1:50.593		79.20	6.913	14:25:58.808
2 -	32.944	47.620	24.209	1:44.773		83.60	1.093	14:27:43.581
3 -	33.423	46.464	24.230	1:44.117	**(3)**	84.13	0.437	14:29:27.698
4 -	***32.808***	46.774	24.202	1:43.784	**(2)**	84.40	0.104	14:31:11.482
5 -	33.173	***46.347***	***24.160***	***1:43.680***	**(1)**	***84.48***		***14:32:55.162***

P12 127 Adam GREEN Kawasaki - Royal Air Force Motorsport Association

IDEAL LAP TIME : 1:43.840 BEST LAP TIME : 1:44.098 DIFFERENCE : 0.258

LAP	SECTOR 1	SECTOR 2	SECTOR 3	LAP TIME		MPH	DIFF	TIME OF DAY
1 -		46.631	24.351	1:50.402		79.34	6.304	14:25:58.617
2 -	32.957	47.266	***24.320***	1:44.543	**(3)**	83.79	0.445	14:27:43.160
3 -	33.260	46.713	24.430	1:44.403	**(2)**	83.90	0.305	14:29:27.563
4 -	***32.920***	***46.600***	24.578	***1:44.098***	**(1)**	***84.14***		***14:31:11.661***
5 -	33.615	47.980	24.549	1:46.144		82.52	2.046	14:32:57.805

P13 8 S Darren CORKETT Honda - Jackson & Phillips

IDEAL LAP TIME : 1:44.310 BEST LAP TIME : 1:44.551 DIFFERENCE : 0.241

LAP	SECTOR 1	SECTOR 2	SECTOR 3	LAP TIME		MPH	DIFF	TIME OF DAY
1 -		46.834	24.719	1:50.537		79.24	5.986	14:25:58.752
2 -	***32.885***	47.447	24.740	1:45.072	**(3)**	83.36	0.521	14:27:43.824
3 -	33.219	***46.743***	24.755	1:44.717	**(2)**	83.65	0.166	14:29:28.541
4 -	33.049	46.820	***24.682***	***1:44.551***	**(1)**	***83.78***		***14:31:13.092***

Weather / Track : Cloudy / Dry

Brands Hatch GP
Circuit Length = 2.4332 miles
Start: 14:24 Flag 14:32 End: 14:34

BMCRC - MRO Championships 2016 - Rnd 8 @ Brands Hatch GP

EDlasia Formula 400 inc Sub 64

RACE 6 - SECTOR ANALYSIS

SECTOR 1 = FL to I1, SECTOR 2 = I1 to I2, SECTOR 3 = I2 to FL, DIFF = Difference To Personal Best Lap

5 -	33.062	47.369	24.757	1:45.188	83.27	0.637	14:32:58.280

P14 13 S Doug EDMONDSON Yamaha - Wave Racing Developments

IDEAL LAP TIME : 1:44.205 BEST LAP TIME : 1:44.447 DIFFERENCE : 0.242

LAP	SECTOR 1	SECTOR 2	SECTOR 3	LAP TIME	MPH	DIFF	TIME OF DAY
1 -		47.309	24.825	1:51.763	78.37	7.316	14:25:59.978
2 -	***32.611***	47.322	24.960	1:44.893 **(3)**	83.51	0.446	14:27:44.871
3 -	32.933	47.471	24.908	1:45.312	83.17	0.865	14:29:30.183
4 -	32.988	46.820	***24.782***	1:44.590 **(2)**	83.75	0.143	14:31:14.773
5 -	32.716	***46.812***	24.919	***1:44.447*** **(1)**	***83.86***		***14:32:59.220***

P15 33 S Carl JOHNSTONE Yamaha - EDlasia

IDEAL LAP TIME : 1:43.874 BEST LAP TIME : 1:44.664 DIFFERENCE : 0.790

LAP	SECTOR 1	SECTOR 2	SECTOR 3	LAP TIME	MPH	DIFF	TIME OF DAY
1 -		***46.667***	24.864	1:51.550	78.52	6.886	14:25:59.765
2 -	***32.516***	47.457	***24.691***	***1:44.664*** **(1)**	***83.69***		***14:27:44.429***
3 -	33.230	47.480	24.874	1:45.584 **(2)**	82.96	0.920	14:29:30.013
4 -	33.472	47.417	24.946	1:45.835 **(3)**	82.76	1.171	14:31:15.848
5 -	33.325	48.085	25.580	1:46.990	81.87	2.326	14:33:02.838

P16 47 Allan CLARK Kawasaki - A Clark & Sons Builders

IDEAL LAP TIME : 1:44.146 BEST LAP TIME : 1:44.958 DIFFERENCE : 0.812

LAP	SECTOR 1	SECTOR 2	SECTOR 3	LAP TIME	MPH	DIFF	TIME OF DAY
1 -		47.644	24.778	1:52.935	77.56	7.977	14:26:01.150
2 -	33.221	48.127	24.797	1:46.145 **(3)**	82.52	1.187	14:27:47.295
3 -	34.086	47.679	24.935	1:46.700	82.09	1.742	14:29:33.995
4 -	33.491	***47.218***	***24.432***	1:45.141 **(2)**	83.31	0.183	14:31:19.136
5 -	***32.496***	47.434	25.028	***1:44.958*** **(1)**	***83.46***		***14:33:04.094***

P17 85 James ROBINSON Honda - claire palastanga ceramics

IDEAL LAP TIME : 1:44.643 BEST LAP TIME : 1:44.670 DIFFERENCE : 0.027

LAP	SECTOR 1	SECTOR 2	SECTOR 3	LAP TIME	MPH	DIFF	TIME OF DAY
1 -		47.462	25.276	1:53.831	76.95	9.161	14:26:02.046
2 -	33.275	47.438	25.132	1:45.845 **(3)**	82.76	1.175	14:27:47.891
3 -	33.553	49.246	25.147	1:47.946	81.15	3.276	14:29:35.837
4 -	***33.215***	46.864	***24.591***	***1:44.670*** **(1)**	***83.69***		***14:31:20.507***
5 -	33.472	***46.837***	25.125	1:45.434 **(2)**	83.08	0.764	14:33:05.941

P18 23 S Tham EVANS Honda - Vanilla Electronics

IDEAL LAP TIME : 1:44.987 BEST LAP TIME : 1:45.242 DIFFERENCE : 0.255

LAP	SECTOR 1	SECTOR 2	SECTOR 3	LAP TIME	MPH	DIFF	TIME OF DAY
1 -		48.220	25.159	1:55.331	75.95	10.089	14:26:03.546
2 -	***32.916***	47.854	25.462	1:46.232 **(2)**	82.45	0.990	14:27:49.778
3 -	33.875	48.205	25.187	1:47.267	81.66	2.025	14:29:37.045
4 -	33.171	***47.191***	***24.880***	***1:45.242*** **(1)**	***83.23***		***14:31:22.287***
5 -	33.174	48.074	25.184	1:46.432 **(3)**	82.30	1.190	14:33:08.719

P19 22 S Dave HARVIEK Kawasaki - SW Roofing Group

IDEAL LAP TIME : 1:44.587 BEST LAP TIME : 1:44.587 DIFFERENCE : 0.000

LAP	SECTOR 1	SECTOR 2	SECTOR 3	LAP TIME	MPH	DIFF	TIME OF DAY
1 -		47.459	24.902	1:53.287	77.32	8.700	14:26:01.502
2 -	33.329	47.874	25.263	1:46.466 **(2)**	82.27	1.879	14:27:47.968
3 -	33.841	47.847	25.394	1:47.082 **(3)**	81.80	2.495	14:29:35.050
4 -	***32.779***	***47.112***	***24.696***	***1:44.587*** **(1)**	***83.75***		***14:31:19.637***
5 -	35.259	49.028	25.363	1:49.650	79.88	5.063	14:33:09.287

Weather / Track : Cloudy / Dry

Brands Hatch GP
Circuit Length = 2.4332 miles
Start: 14:24 Flag 14:32 End: 14:34

BMCRC - MRO Championships 2016 - Rnd 8 @ Brands Hatch GP

EDlasia Formula 400 inc Sub 64

RACE 6 - SECTOR ANALYSIS

SECTOR 1 = FL to I1, SECTOR 2 = I1 to I2, SECTOR 3 = I2 to FL, DIFF = Difference To Personal Best Lap

P20 52 Gary JARMAN Kawasaki - G & S Motorcycle tyres

IDEAL LAP TIME : 1:46.052 BEST LAP TIME : 1:46.739 DIFFERENCE : 0.687

LAP	SECTOR 1	SECTOR 2	SECTOR 3	LAP TIME	MPH	DIFF	TIME OF DAY
1 -		47.821	***24.830***	1:54.348	76.60	7.609	14:26:02.563
2 -	***33.528***	48.024	25.187	***1:46.739*** **(1)**	***82.06***		***14:27:49.302***
3 -	34.516	***47.694***	25.607	1:47.817	81.24	1.078	14:29:37.119
4 -	33.920	48.133	25.323	1:47.376 **(3)**	81.58	0.637	14:31:24.495
5 -	34.212	47.978	25.041	1:47.231 **(2)**	81.69	0.492	14:33:11.726

P21 45 Mark THOMPSON Kawasaki - Flintstone Tyres / David Simon Tuning

IDEAL LAP TIME : 1:48.237 BEST LAP TIME : 1:48.744 DIFFERENCE : 0.507

LAP	SECTOR 1	SECTOR 2	SECTOR 3	LAP TIME	MPH	DIFF	TIME OF DAY
1 -		48.829	25.608	1:57.452	74.58	8.708	14:26:05.667
2 -	34.532	***48.540***	25.672	***1:48.744*** **(1)**	***80.55***		***14:27:54.411***
3 -	***34.342***	49.237	***25.355***	1:48.934 **(2)**	80.41	0.190	14:29:43.345
4 -	34.907	48.721	25.436	1:49.064 **(3)**	80.31	0.320	14:31:32.409
5 -	34.756	49.023	25.378	1:49.157	80.24	0.413	14:33:21.566

P22 77 S Ray PETTY Kawasaki - Gray Adams

IDEAL LAP TIME : 1:47.945 BEST LAP TIME : 1:48.965 DIFFERENCE : 1.020

LAP	SECTOR 1	SECTOR 2	SECTOR 3	LAP TIME	MPH	DIFF	TIME OF DAY
1 -		***48.555***	***25.450***	1:55.466	75.86	6.501	14:26:03.681
2 -	***33.940***	49.331	25.694	***1:48.965*** **(1)**	***80.39***		***14:27:52.646***
3 -	34.882	49.585	25.678	1:50.145 **(2)**	79.53	1.180	14:29:42.791
4 -	35.304	50.319	26.331	1:51.954	78.24	2.989	14:31:34.745
5 -	35.021	49.566	25.711	1:50.298 **(3)**	79.41	1.333	14:33:25.043

P23 58 Steve YOUNG Kawasaki - Cadmatic Engineering

IDEAL LAP TIME : 1:48.106 BEST LAP TIME : 1:48.106 DIFFERENCE : 0.000

LAP	SECTOR 1	SECTOR 2	SECTOR 3	LAP TIME	MPH	DIFF	TIME OF DAY
1 -		50.349	26.065	1:59.751	73.14	11.645	14:26:07.966
2 -	34.858	49.699	26.012	1:50.569	79.22	2.463	14:27:58.535
3 -	34.924	49.059	25.394	1:49.377 **(3)**	80.08	1.271	14:29:47.912
4 -	34.643	49.271	25.277	1:49.191 **(2)**	80.22	1.085	14:31:37.103
5 -	***34.304***	***48.558***	***25.244***	***1:48.106*** **(1)**	***81.03***		***14:33:25.209***

P24 29 S Giles HARWOOD Yamaha -

IDEAL LAP TIME : 1:47.864 BEST LAP TIME : 1:49.136 DIFFERENCE : 1.272

LAP	SECTOR 1	SECTOR 2	SECTOR 3	LAP TIME	MPH	DIFF	TIME OF DAY
1 -		***48.756***	***25.274***	1:56.281	75.33	7.145	14:26:04.496
2 -	***33.834***	49.523	25.779	***1:49.136*** **(1)**	***80.26***		***14:27:53.632***
3 -	34.288	49.730	25.471	1:49.489 **(2)**	80.00	0.353	14:29:43.121
4 -	35.429	50.024	26.103	1:51.556	78.52	2.420	14:31:34.677
5 -	35.289	49.437	26.437	1:51.163 **(3)**	78.80	2.027	14:33:25.840

P25 57 S Paul FISHER Kawasaki -

IDEAL LAP TIME : 1:48.168 BEST LAP TIME : 1:49.501 DIFFERENCE : 1.333

LAP	SECTOR 1	SECTOR 2	SECTOR 3	LAP TIME	MPH	DIFF	TIME OF DAY
1 -		***48.850***	***25.130***	1:56.439	75.23	6.938	14:26:04.654
2 -	***34.188***	50.418	26.258	1:50.864 **(3)**	79.01	1.363	14:27:55.518
3 -	34.918	49.627	25.699	1:50.244 **(2)**	79.45	0.743	14:29:45.762
4 -	35.596	49.997	25.697	1:51.290	78.71	1.789	14:31:37.052
5 -	34.990	49.065	25.446	***1:49.501*** **(1)**	***79.99***		***14:33:26.553***

P26 38 S Michael WAKE Yamaha - Tony's Big Bikes

IDEAL LAP TIME : 1:52.554 BEST LAP TIME : 1:52.593 DIFFERENCE : 0.039

LAP	SECTOR 1	SECTOR 2	SECTOR 3	LAP TIME	MPH	DIFF	TIME OF DAY

Weather / Track : Cloudy / Dry

Brands Hatch GP
Circuit Length = 2.4332 miles
Start: 14:24 Flag 14:32 End: 14:34

BMCRC - MRO Championships 2016 - Rnd 8 @ Brands Hatch GP

EDIasia Formula 400 inc Sub 64

RACE 6 - SECTOR ANALYSIS

SECTOR 1 = FL to I1, SECTOR 2 = I1 to I2, SECTOR 3 = I2 to FL, DIFF = Difference To Personal Best Lap

1 -		51.019	***26.567***	2:01.225		72.26	8.632	14:26:09.440
2 -	***35.008***	***50.979***	26.606	***1:52.593***	**(1)**	***77.80***		***14:28:02.033***
3 -	35.431	51.457	26.923	1:53.811	**(2)**	76.96	1.218	14:29:55.844
4 -	35.756	52.085	27.338	1:55.179		76.05	2.586	14:31:51.023
5 -	35.970	51.779	26.783	1:54.532	**(3)**	76.48	1.939	14:33:45.555

P27 88 Peter RANDALL Kawasaki -

IDEAL LAP TIME : 1:54.522 BEST LAP TIME : 1:54.639 DIFFERENCE : 0.117

LAP	SECTOR 1	SECTOR 2	SECTOR 3	LAP TIME		MPH	DIFF	TIME OF DAY
1 -		52.019	***26.477***	2:02.647		71.42	8.008	14:26:10.862
2 -	36.655	53.698	27.117	1:57.470		74.57	2.831	14:28:08.332
3 -	36.746	53.381	26.833	1:56.960	**(3)**	74.89	2.321	14:30:05.292
4 -	36.595	52.865	26.763	1:56.223	**(2)**	75.37	1.584	14:32:01.515
5 -	***36.167***	***51.878***	26.594	***1:54.639***	**(1)**	***76.41***		***14:33:56.154***

P28 34 S Mark EWENS Yamaha -

IDEAL LAP TIME : 1:55.985 BEST LAP TIME : 1:56.926 DIFFERENCE : 0.941

LAP	SECTOR 1	SECTOR 2	SECTOR 3	LAP TIME		MPH	DIFF	TIME OF DAY
1 -		***52.666***	***26.997***	2:04.442		70.39	7.516	14:26:12.657
2 -	***36.322***	53.174	27.430	***1:56.926***	**(1)**	***74.91***		***14:28:09.583***
3 -	36.737	53.502	27.614	1:57.853		74.32	0.927	14:30:07.436
4 -	36.914	52.857	27.457	1:57.228	**(2)**	74.72	0.302	14:32:04.664
5 -	36.898	53.468	27.466	1:57.832	**(3)**	74.34	0.906	14:34:02.496

Weather / Track : Cloudy / Dry

Brands Hatch GP
Circuit Length = 2.4332 miles
Start: 14:24 Flag 14:32 End: 14:34

BMCRC - MRO Championships 2016 - Rnd 8 @ Brands Hatch GP

EDlasia Formula 400 inc Sub 64

RACE 6 - BEST SECTORS

	SECTOR 1			SECTOR 2			SECTOR 3			IDEAL / BEST COMPARISON					
POS	NO	NAME	TIME	NO	NAME	TIME	NO	NAME	TIME	POS	NO	NAME	IDEAL	BEST	DIFF
												PERFECT LAP	1:38.000		
1	48	WELSH	30.955	114	SMITH	43.815	48	WELSH	23.230	1	14	BURRAGE	1:38.208	1:38.274	0.066
2	14	BURRAGE	30.999	14	BURRAGE	43.881	14	BURRAGE	23.328	2	48	WELSH	1:38.367	1:39.189	0.822
3	114	SMITH	31.181	48	WELSH	44.182	114	SMITH	23.458	3	114	SMITH	1:38.454	1:38.588	0.134
4	2	GILL	31.290	1	RUTH	44.252	2	GILL	23.479	4	2	GILL	1:39.184	1:39.188	0.004
5	51	JARMAN	31.497	2	GILL	44.415	1	RUTH	23.484	5	1	RUTH	1:39.253	1:39.291	0.038
6	1	RUTH	31.517	86	SCOTT	44.463	78	POVAH	23.536	6	86	SCOTT	1:39.751	1:39.858	0.107
7	86	SCOTT	31.637	51	JARMAN	44.867	51	JARMAN	23.636	7	51	JARMAN	1:40.000	1:40.151	0.151
8	3	HENNING	31.696	78	POVAH	45.022	86	SCOTT	23.651	8	78	POVAH	1:40.545	1:40.783	0.238
9	78	POVAH	31.987	3	HENNING	45.242	3	HENNING	23.895	9	3	HENNING	1:40.833	1:41.429	0.596
10	46	ROWLINGS	32.068	46	ROWLINGS	45.653	69	MASTERS	24.160	10	46	ROWLINGS	1:41.955	1:42.394	0.439
11	47	CLARK	32.496	69	MASTERS	46.347	46	ROWLINGS	24.234	11	69	MASTERS	1:43.315	1:43.680	0.365
12	33	JOHNSTONE	32.516	127	GREEN	46.600	127	GREEN	24.320	12	127	GREEN	1:43.840	1:44.098	0.258
13	13	EDMONDSON	32.611	33	JOHNSTONE	46.667	47	CLARK	24.432	13	33	JOHNSTONE	1:43.874	1:44.664	0.790
14	22	HARVIEK	32.779	8	CORKETT	46.743	85	ROBINSON	24.591	14	47	CLARK	1:44.146	1:44.958	0.812
15	69	MASTERS	32.808	13	EDMONDSON	46.812	8	CORKETT	24.682	15	13	EDMONDSON	1:44.205	1:44.447	0.242
16	8	CORKETT	32.885	85	ROBINSON	46.837	33	JOHNSTONE	24.691	16	8	CORKETT	1:44.310	1:44.551	0.241
17	23	EVANS	32.916	22	HARVIEK	47.112	22	HARVIEK	24.696	17	22	HARVIEK	1:44.587	1:44.587	0.000
18	127	GREEN	32.920	23	EVANS	47.191	13	EDMONDSON	24.782	18	85	ROBINSON	1:44.643	1:44.670	0.027
19	85	ROBINSON	33.215	47	CLARK	47.218	52	JARMAN	24.830	19	23	EVANS	1:44.987	1:45.242	0.255
20	52	JARMAN	33.528	52	JARMAN	47.694	23	EVANS	24.880	20	52	JARMAN	1:46.052	1:46.739	0.687
21	29	HARWOOD	33.834	45	THOMPSON	48.540	57	FISHER	25.130	21	29	HARWOOD	1:47.864	1:49.136	1.272
22	77	PETTY	33.940	77	PETTY	48.555	58	YOUNG	25.244	22	77	PETTY	1:47.945	1:48.965	1.020
23	57	FISHER	34.188	58	YOUNG	48.558	29	HARWOOD	25.274	23	58	YOUNG	1:48.106	1:48.106	0.000
24	58	YOUNG	34.304	29	HARWOOD	48.756	45	THOMPSON	25.355	24	57	FISHER	1:48.168	1:49.501	1.333
25	45	THOMPSON	34.342	57	FISHER	48.850	77	PETTY	25.450	25	45	THOMPSON	1:48.237	1:48.744	0.507
26	38	WAKE	35.008	38	WAKE	50.979	88	RANDALL	26.477	26	38	WAKE	1:52.554	1:52.593	0.039
27	88	RANDALL	36.167	88	RANDALL	51.878	38	WAKE	26.567	27	88	RANDALL	1:54.522	1:54.639	0.117
28	34	EWENS	36.322	34	EWENS	52.666	34	EWENS	26.997	28	34	EWENS	1:55.985	1:56.926	0.941
29															
30															

Weather / Track : Cloudy / Dry

Brands Hatch GP
Circuit Length = 2.4332 miles
Start: 14:24 Flag 14:32 End: 14:34

Results can be found at www.tsl-timing.com

Printed - 14:35 Saturday, 20 August 2016

BMCRC - MRO Championships 2016 - Rnd 8 @ Brands Hatch GP

EDIasia Formula 400 inc Sub 64

RACE 17 - CLASSIFICATION

POS	NO	CL	PIC	NAME	ENTRY	LAPS	TIME	GAP	DIFF	MPH	BEST	ON
1	**14**		1	Chris BURRAGE	Kawasaki - Seton tuning	**5**	8:17.980			87.95	**1:38.284**	3
2	**114**		2	Gary SMITH	Kawasaki - SDC/Mike Smith Tuning	**5**	8:22.230	**4.250**	4.250	87.20	**1:39.074**	2
3	**1**		3	Dan RUTH	Kawasaki - Richard Ruth	**5**	8:22.572	**4.592**	0.342	87.15	**1:39.150**	2
4	**48**		4	Richie WELSH	Yamaha - EDEN'S BABY EXPERIENCES	**5**	8:22.679	**4.699**	0.107	87.13	**1:37.863**	3
5	**2**		5	Andrew GILL	Kawasaki - RMKD Racing	**5**	8:23.421	**5.441**	0.742	87.00	**1:39.072**	3
6	**51**		6	Emma JARMAN	Kawasaki - Mum & Dad, EDIAsia and CommunityUk	**5**	8:24.491	**6.511**	1.070	86.81	**1:39.580**	2
7	**86**		7	Mathew SCOTT	Kawasaki -	**5**	8:27.354	**9.374**	2.863	86.32	**1:39.744**	4
8	**3**		8	Gary HENNING	Kawasaki - SGT motorcycles	**5**	8:27.376	**9.396**	0.022	86.32	**1:39.992**	2
9	**78**		9	Keith POVAH	Kawasaki - www.78Plate.com & SUBVERT BoardSt	**5**	8:37.899	**19.919**	10.523	84.57	**1:40.651**	2
10	**46**	S	1	Harry ROWLINGS	Kawasaki -	**5**	8:38.158	**20.178**	0.259	84.52	**1:41.784**	4
11	**69**	S	2	Bob MASTERS	Honda -	**5**	8:41.196	**23.216**	3.038	84.03	**1:42.865**	3
12	**127**		10	Adam GREEN	Kawasaki - Royal Air Force Motorsport Association	**5**	8:48.409	**30.429**	7.213	82.88	**1:44.046**	3
13	**13**	S	3	Doug EDMONDSON	Yamaha - Wave Racing Developments	**5**	8:48.929	**30.949**	0.520	82.80	**1:44.177**	3
14	**8**	S	4	Darren CORKETT	Honda - Jackson & Phillips	**5**	8:49.019	**31.039**	0.090	82.79	**1:44.101**	4
15	**23**	S	5	Tham EVANS	Honda - Vanilla Electronics	**5**	8:53.205	**35.225**	4.186	82.14	**1:44.253**	4
16	**22**	S	6	Dave HARVIEK	Kawasaki - SW Roofing Group	**5**	8:54.369	**36.389**	1.164	81.96	**1:44.703**	3
17	**52**		11	Gary JARMAN	Kawasaki - G & S Motorcycle tyres	**5**	8:54.409	**36.429**	0.040	81.95	**1:44.998**	2
18	**45**		12	Mark THOMPSON	Kawasaki - Flintstone Tyres / David Simon Tuning	**5**	8:59.157	**41.177**	4.748	81.23	**1:45.571**	5
19	**145**	S	7	Peter MOORE	Suzuki - Curphs Cuttings	**5**	9:01.312	**43.332**	2.155	80.91	**1:45.110**	4
20	**85**		13	James ROBINSON	Honda - claire palastanga ceramics	**5**	9:01.794	**43.814**	0.482	80.84	**1:46.300**	4
21	**33**	S	8	Carl JOHNSTONE	Yamaha - EDIasia	**5**	9:03.377	**45.397**	1.583	80.60	**1:46.242**	2
22	**57**	S	9	Paul FISHER	Kawasaki -	**5**	9:09.636	**51.656**	6.259	79.68	**1:47.936**	2
23	**47**		14	Allan CLARK	Kawasaki - A Clark & Sons Builders	**5**	9:09.824	**51.844**	0.188	79.66	**1:47.118**	5
24	**58**		15	Steve YOUNG	Kawasaki - Cadmatic Engineering	**5**	9:10.815	**52.835**	0.991	79.51	**1:47.858**	4
25	**77**	S	10	Ray PETTY	Kawasaki - Gray Adams	**5**	9:15.908	**57.928**	5.093	78.78	**1:48.234**	3
26	**29**	S	11	Giles HARWOOD	Yamaha -	**5**	9:22.136	**1:04.156**	6.228	77.91	**1:49.912**	4
27	**38**	S	12	Michael WAKE	Yamaha - Tony's Big Bikes	**5**	9:38.830	**1:20.850**	16.694	75.66	**1:53.585**	5
28	**88**		16	Peter RANDALL	Kawasaki -	**5**	9:42.312	**1:24.332**	3.482	75.21	**1:54.707**	4
29	**34**	S	13	Mark EWENS	Yamaha -	**5**	9:53.834	**1:35.854**	11.522	73.75	**1:56.466**	2

FASTEST LAP

48		Richie WELSH	Yamaha - EDEN'S BABY EXPERIENCES	**3**	1:37.863	89.51 mph	144.05 kph
46	S	Harry ROWLINGS	Kawasaki -	**4**	1:41.784	86.06 mph	138.50 kph

Class - 90% of Race Speed = 79.15 mph
Class S - 90% of Race Speed = 76.06 mph

Brands Hatch GP
Circuit Length = 2.4332 miles
Start: 17:57 Flag 18:05 End: 18:07

Weather / Track : Cloudy / Dry
These results are provisional until the conclusion of any judicial and technical matters.

Clerk Of Course :		Timekeeper :

Results can be found at www.tsl-timing.com

Printed - 18:07 Saturday, 20 August 2016

BMCRC - MRO Championships 2016 - Rnd 8 @ Brands Hatch GP

EDlasia Formula 400 inc Sub 64

RACE 17 - LAP CHART

LAP 1	@ 17:58:53.199	
NO	BEHIND	LAP TIME
14		1:43.268
2	1.133	1:44.401
1	1.147	1:44.415
114	1.427	1:44.695
51	2.533	1:45.801
3	2.768	1:46.036
48	3.259	1:46.527
86	3.327	1:46.595
78	3.709	1:46.977
69	5.288	1:48.556
46	6.244	1:49.512
13	7.648	1:50.916
8	7.894	1:51.162
127	7.911	1:51.179
22	8.696	1:51.964
33	9.385	1:52.653
52	9.975	1:53.243
23	10.252	1:53.520
45	11.222	1:54.490
85	11.530	1:54.798
145	13.226	1:56.494
58	13.851	1:57.119
57	14.120	1:57.388
77	14.593	1:57.861
47	14.961	1:58.229
88	17.985	2:01.253
29	18.100	2:01.368
38	19.533	2:02.801
34	22.349	2:05.617

LAP 2	@ 18:00:32.557	
NO	BEHIND	LAP TIME
14		1:39.358
1	0.939	1:39.150
114	1.143	1:39.074
2	2.141	1:40.366
51	2.755	1:39.580
3	3.402	1:39.992
48	3.469	1:39.568
86	4.846	1:40.877
78	5.002	1:40.651
69	9.314	1:43.384
46	9.815	1:42.929
13	13.208	1:44.918
127	13.430	1:44.877
8	13.797	1:45.261
22	14.282	1:44.944
52	15.615	1:44.998
33	16.269	1:46.242
23	16.485	1:45.591
45	18.326	1:46.462
85	19.061	1:46.889
145	20.716	1:46.848
57	22.698	1:47.936
58	23.545	1:49.052
47	23.913	1:48.310
77	24.803	1:49.568
29	28.988	1:50.246
38	34.292	1:54.117
88	34.946	1:56.319
34	39.457	1:56.466

LAP 3	@ 18:02:10.841	
NO	BEHIND	LAP TIME
14		1:38.284
114	2.418	1:39.559
1	2.593	1:39.938
2	2.929	1:39.072
48	3.048	1:37.863
51	4.199	1:39.728
3	5.439	1:40.321
86	6.470	1:39.908
78	10.333	1:43.615
46	13.664	1:42.133
69	13.895	1:42.865
13	19.101	1:44.177
127	19.192	1:44.046
8	19.812	1:44.299
22	20.701	1:44.703
23	23.062	1:44.861
52	23.274	1:45.943
33	25.467	1:47.482
45	26.432	1:46.390
85	27.276	1:46.499
145	28.522	1:46.090
57	32.674	1:48.260
58	33.577	1:48.316
47	33.976	1:48.347
77	34.753	1:48.234
29	40.626	1:49.922
38	49.839	1:53.831
88	51.831	1:55.169
34	58.345	1:57.172

LAP 4	@ 18:03:49.430	
NO	BEHIND	LAP TIME
14		1:38.589
114	3.164	1:39.335
48	3.312	1:38.853
1	3.338	1:39.334
2	4.176	1:39.836
51	5.249	1:39.639
3	7.534	1:40.684
86	7.625	1:39.744
78	15.225	1:43.481
46	16.859	1:41.784
69	18.391	1:43.085
127	24.685	1:44.082
13	25.111	1:44.599
8	25.324	1:44.101
22	27.693	1:45.581
23	28.726	1:44.253
52	29.803	1:45.118
45	34.087	1:46.244
33	34.282	1:47.404
85	34.987	1:46.300
145	35.043	1:45.110
57	42.136	1:48.051
58	42.846	1:47.858
47	43.207	1:47.820
77	45.241	1:49.077
29	51.949	1:49.912
38	1:05.746	1:54.496
88	1:07.949	1:54.707
34	1:16.948	1:57.192

LAP 5	@ 18:05:27.911	
NO	BEHIND	LAP TIME
14		1:38.481
114	4.250	1:39.567
1	4.592	1:39.735
48	4.699	1:39.868
2	5.441	1:39.746
51	6.511	1:39.743
86	9.374	1:40.230
3	9.396	1:40.343
78	19.919	1:43.175
46	20.178	1:41.800
69	23.216	1:43.306
127	30.429	1:44.225
13	30.949	1:44.319
8	31.039	1:44.196
23	35.225	1:44.980
22	36.389	1:47.177
52	36.429	1:45.107
45	41.177	1:45.571
145	43.332	1:46.770
85	43.814	1:47.308
33	45.397	1:49.596
57	51.656	1:48.001
47	51.844	1:47.118
58	52.835	1:48.470
77	57.928	1:51.168
29	1:04.156	1:50.688
38	1:20.850	1:53.585
88	1:24.332	1:54.864
34	1:35.854	1:57.387

Weather / Track : Cloudy / Dry

Brands Hatch GP
Circuit Length = 2.4332 miles
Start: 17:57 Flag 18:05 End: 18:07

Results can be found at www.tsl-timing.com

Printed - 18:08 Saturday, 20 August 2016

BMCRC - MRO Championships 2016 - Rnd 8 @ Brands Hatch GP

EDIasia Formula 400 inc Sub 64

RACE 17 - SECTOR ANALYSIS

SECTOR 1 = FL to I1, SECTOR 2 = I1 to I2, SECTOR 3 = I2 to FL, DIFF = Difference To Personal Best Lap

P1 14 Chris BURRAGE Kawasaki - Seton tuning

IDEAL LAP TIME : 1:38.003 BEST LAP TIME : 1:38.284 DIFFERENCE : 0.281

LAP	SECTOR 1	SECTOR 2	SECTOR 3	LAP TIME	MPH	DIFF	TIME OF DAY
1 -		44.092	23.494	1:43.268	84.82	4.984	17:58:53.199
2 -	31.295	44.652	23.411	1:39.358	88.16	1.074	18:00:32.557
3 -	31.270	***43.660***	***23.354***	***1:38.284*** **(1)**	***89.12***		***18:02:10.841***
4 -	31.371	43.850	23.368	1:38.589 **(3)**	88.85	0.305	18:03:49.430
5 -	***30.989***	44.057	23.435	1:38.481 **(2)**	88.94	0.197	18:05:27.911

P2 114 Gary SMITH Kawasaki - SDC/Mike Smith Tuning

IDEAL LAP TIME : 1:38.770 BEST LAP TIME : 1:39.074 DIFFERENCE : 0.304

LAP	SECTOR 1	SECTOR 2	SECTOR 3	LAP TIME	MPH	DIFF	TIME OF DAY
1 -		45.021	23.475	1:44.695	83.67	5.621	17:58:54.626
2 -	31.626	***44.045***	***23.403***	***1:39.074*** **(1)**	***88.41***		***18:00:33.700***
3 -	31.435	44.484	23.640	1:39.559 **(3)**	87.98	0.485	18:02:13.259
4 -	31.494	44.195	23.646	1:39.335 **(2)**	88.18	0.261	18:03:52.594
5 -	***31.322***	44.671	23.574	1:39.567	87.97	0.493	18:05:32.161

P3 1 Dan RUTH Kawasaki - Richard Ruth

IDEAL LAP TIME : 1:38.929 BEST LAP TIME : 1:39.150 DIFFERENCE : 0.221

LAP	SECTOR 1	SECTOR 2	SECTOR 3	LAP TIME	MPH	DIFF	TIME OF DAY
1 -		44.428	***23.375***	1:44.415	83.89	5.265	17:58:54.346
2 -	***31.481***	44.277	23.392	***1:39.150*** **(1)**	***88.34***		***18:00:33.496***
3 -	31.832	44.553	23.553	1:39.938	87.65	0.788	18:02:13.434
4 -	31.760	44.111	23.463	1:39.334 **(2)**	88.18	0.184	18:03:52.768
5 -	32.083	***44.073***	23.579	1:39.735 **(3)**	87.83	0.585	18:05:32.503

P4 48 Richie WELSH Yamaha - EDEN'S BABY EXPERIENCES

IDEAL LAP TIME : 1:37.863 BEST LAP TIME : 1:37.863 DIFFERENCE : 0.000

LAP	SECTOR 1	SECTOR 2	SECTOR 3	LAP TIME	MPH	DIFF	TIME OF DAY
1 -		45.282	23.720	1:46.527	82.23	8.664	17:58:56.458
2 -	31.134	44.639	23.795	1:39.568 **(3)**	87.97	1.705	18:00:36.026
3 -	***30.978***	***43.696***	***23.189***	***1:37.863*** **(1)**	***89.51***		***18:02:13.889***
4 -	31.410	44.191	23.252	1:38.853 **(2)**	88.61	0.990	18:03:52.742
5 -	31.650	44.153	24.065	1:39.868	87.71	2.005	18:05:32.610

P5 2 Andrew GILL Kawasaki - RMKD Racing

IDEAL LAP TIME : 1:39.072 BEST LAP TIME : 1:39.072 DIFFERENCE : 0.000

LAP	SECTOR 1	SECTOR 2	SECTOR 3	LAP TIME	MPH	DIFF	TIME OF DAY
1 -		44.781	23.595	1:44.401	83.90	5.329	17:58:54.332
2 -	32.061	44.744	23.561	1:40.366	87.27	1.294	18:00:34.698
3 -	***31.236***	***44.311***	***23.525***	***1:39.072*** **(1)**	***88.41***		***18:02:13.770***
4 -	31.846	44.354	23.636	1:39.836 **(3)**	87.74	0.764	18:03:53.606
5 -	31.461	44.616	23.669	1:39.746 **(2)**	87.82	0.674	18:05:33.352

P6 51 Emma JARMAN Kawasaki - Mum & Dad, EDIAsia and CommunityUK

IDEAL LAP TIME : 1:39.356 BEST LAP TIME : 1:39.580 DIFFERENCE : 0.224

LAP	SECTOR 1	SECTOR 2	SECTOR 3	LAP TIME	MPH	DIFF	TIME OF DAY
1 -		44.644	23.794	1:45.801	82.79	6.221	17:58:55.732
2 -	31.481	44.509	23.590	***1:39.580*** **(1)**	***87.96***		***18:00:35.312***
3 -	31.657	***44.464***	23.607	1:39.728 **(3)**	87.83	0.148	18:02:15.040
4 -	31.687	44.496	***23.456***	1:39.639 **(2)**	87.91	0.059	18:03:54.679
5 -	***31.436***	44.641	23.666	1:39.743	87.82	0.163	18:05:34.422

P7 86 Mathew SCOTT Kawasaki -

IDEAL LAP TIME : 1:39.408 BEST LAP TIME : 1:39.744 DIFFERENCE : 0.336

LAP	SECTOR 1	SECTOR 2	SECTOR 3	LAP TIME	MPH	DIFF	TIME OF DAY

Weather / Track : Cloudy / Dry

Brands Hatch GP
Circuit Length = 2.4332 miles
Start: 17:57 Flag 18:05 End: 18:07

BMCRC - MRO Championships 2016 - Rnd 8 @ Brands Hatch GP

EDlasia Formula 400 inc Sub 64

RACE 17 - SECTOR ANALYSIS

SECTOR 1 = FL to I1, SECTOR 2 = I1 to I2, SECTOR 3 = I2 to FL, DIFF = Difference To Personal Best Lap

1 -		45.605	24.014	1:46.595	82.17	6.851	17:58:56.526
2 -	31.928	44.976	23.973	1:40.877	86.83	1.133	18:00:37.403
3 -	31.878	***44.311***	23.719	1:39.908 **(2)**	87.67	0.164	18:02:17.311
4 -	***31.685***	44.647	***23.412***	***1:39.744*** **(1)**	***87.82***		***18:03:57.055***
5 -	32.208	44.449	23.573	1:40.230 **(3)**	87.39	0.486	18:05:37.285

P8 3 Gary HENNING Kawasaki - SGT motorcycles

IDEAL LAP TIME : 1:39.865 BEST LAP TIME : 1:39.992 DIFFERENCE : 0.127

LAP	SECTOR 1	SECTOR 2	SECTOR 3	LAP TIME	MPH	DIFF	TIME OF DAY
1 -		45.440	23.776	1:46.036	82.61	6.044	17:58:55.967
2 -	***31.539***	44.615	23.838	***1:39.992*** **(1)**	***87.60***		***18:00:35.959***
3 -	31.905	***44.573***	23.843	1:40.321 **(2)**	87.31	0.329	18:02:16.280
4 -	31.864	45.049	23.771	1:40.684	87.00	0.692	18:03:56.964
5 -	31.927	44.663	***23.753***	1:40.343 **(3)**	87.29	0.351	18:05:37.307

P9 78 Keith POVAH Kawasaki - www.78Plate.com & SUBVERT BoardStore.com

IDEAL LAP TIME : 1:40.440 BEST LAP TIME : 1:40.651 DIFFERENCE : 0.211

LAP	SECTOR 1	SECTOR 2	SECTOR 3	LAP TIME	MPH	DIFF	TIME OF DAY
1 -		45.113	***23.649***	1:46.977	81.88	6.326	17:58:56.908
2 -	***32.016***	***44.775***	23.860	***1:40.651*** **(1)**	***87.03***		***18:00:37.559***
3 -	32.415	46.889	24.311	1:43.615	84.54	2.964	18:02:21.174
4 -	32.970	46.248	24.263	1:43.481 **(3)**	84.65	2.830	18:04:04.655
5 -	32.649	46.176	24.350	1:43.175 **(2)**	84.90	2.524	18:05:47.830

P10 46 S Harry ROWLINGS Kawasaki -

IDEAL LAP TIME : 1:41.495 BEST LAP TIME : 1:41.784 DIFFERENCE : 0.289

LAP	SECTOR 1	SECTOR 2	SECTOR 3	LAP TIME	MPH	DIFF	TIME OF DAY
1 -		45.817	24.542	1:49.512	79.98	7.728	17:58:59.443
2 -	31.973	46.411	24.545	1:42.929	85.10	1.145	18:00:42.372
3 -	32.431	***45.510***	***24.192***	1:42.133 **(3)**	85.76	0.349	18:02:24.505
4 -	31.796	45.706	24.282	***1:41.784*** **(1)**	***86.06***		***18:04:06.289***
5 -	***31.793***	45.539	24.468	1:41.800 **(2)**	86.04	0.016	18:05:48.089

P11 69 S Bob MASTERS Honda -

IDEAL LAP TIME : 1:42.282 BEST LAP TIME : 1:42.865 DIFFERENCE : 0.583

LAP	SECTOR 1	SECTOR 2	SECTOR 3	LAP TIME	MPH	DIFF	TIME OF DAY
1 -		***45.923***	24.208	1:48.556	80.69	5.691	17:58:58.487
2 -	32.470	46.548	24.366	1:43.384	84.73	0.519	18:00:41.871
3 -	32.524	46.322	***24.019***	***1:42.865*** **(1)**	***85.15***		***18:02:24.736***
4 -	***32.340***	46.444	24.301	1:43.085 **(2)**	84.97	0.220	18:04:07.821
5 -	32.820	46.271	24.215	1:43.306 **(3)**	84.79	0.441	18:05:51.127

P12 127 Adam GREEN Kawasaki - Royal Air Force Motorsport Association

IDEAL LAP TIME : 1:43.422 BEST LAP TIME : 1:44.046 DIFFERENCE : 0.624

LAP	SECTOR 1	SECTOR 2	SECTOR 3	LAP TIME	MPH	DIFF	TIME OF DAY
1 -		47.254	24.560	1:51.179	78.79	7.133	17:59:01.110
2 -	33.349	47.135	24.393	1:44.877	83.52	0.831	18:00:45.987
3 -	33.763	***46.090***	***24.193***	***1:44.046*** **(1)**	***84.19***		***18:02:30.033***
4 -	***33.139***	46.387	24.556	1:44.082 **(2)**	84.16	0.036	18:04:14.115
5 -	33.457	46.325	24.443	1:44.225 **(3)**	84.04	0.179	18:05:58.340

P13 13 S Doug EDMONDSON Yamaha - Wave Racing Developments

IDEAL LAP TIME : 1:43.794 BEST LAP TIME : 1:44.177 DIFFERENCE : 0.383

LAP	SECTOR 1	SECTOR 2	SECTOR 3	LAP TIME	MPH	DIFF	TIME OF DAY
1 -		47.188	25.034	1:50.916	78.97	6.739	17:59:00.847
2 -	32.691	47.367	24.860	1:44.918	83.49	0.741	18:00:45.765
3 -	32.795	46.512	24.870	***1:44.177*** **(1)**	***84.08***		***18:02:29.942***
4 -	***32.595***	47.202	24.802	1:44.599 **(3)**	83.74	0.422	18:04:14.541

Weather / Track : Cloudy / Dry

Brands Hatch GP
Circuit Length = 2.4332 miles
Start: 17:57 Flag 18:05 End: 18:07

BMCRC - MRO Championships 2016 - Rnd 8 @ Brands Hatch GP

EDlasia Formula 400 inc Sub 64

RACE 17 - SECTOR ANALYSIS

SECTOR 1 = FL to I1, SECTOR 2 = I1 to I2, SECTOR 3 = I2 to FL, DIFF = Difference To Personal Best Lap

5 -	33.120	***46.479***	***24.720***	1:44.319 **(2)**	83.97	0.142	18:05:58.860

P14 8 S Darren CORKETT Honda - Jackson & Phillips

IDEAL LAP TIME : 1:43.778 BEST LAP TIME : 1:44.101 DIFFERENCE : 0.323

LAP	SECTOR 1	SECTOR 2	SECTOR 3	LAP TIME	MPH	DIFF	TIME OF DAY
1 -		47.161	24.934	1:51.162	78.80	7.061	17:59:01.093
2 -	33.034	47.672	24.555	1:45.261	83.22	1.160	18:00:46.354
3 -	***33.021***	46.725	24.553	1:44.299 **(3)**	83.98	0.198	18:02:30.653
4 -	33.082	***46.329***	24.690	***1:44.101*** **(1)**	***84.14***		***18:04:14.754***
5 -	33.215	46.553	***24.428***	1:44.196 **(2)**	84.07	0.095	18:05:58.950

P15 23 S Tham EVANS Honda - Vanilla Electronics

IDEAL LAP TIME : 1:44.180 BEST LAP TIME : 1:44.253 DIFFERENCE : 0.073

LAP	SECTOR 1	SECTOR 2	SECTOR 3	LAP TIME	MPH	DIFF	TIME OF DAY
1 -		48.143	24.968	1:53.520	77.16	9.267	17:59:03.451
2 -	33.129	47.557	24.905	1:45.591	82.96	1.338	18:00:49.042
3 -	32.915	47.175	***24.771***	1:44.861 **(2)**	83.53	0.608	18:02:33.903
4 -	***32.824***	***46.585***	24.844	***1:44.253*** **(1)**	***84.02***		***18:04:18.156***
5 -	32.882	46.958	25.140	1:44.980 **(3)**	83.44	0.727	18:06:03.136

P16 22 S Dave HARVIEK Kawasaki - SW Roofing Group

IDEAL LAP TIME : 1:44.194 BEST LAP TIME : 1:44.703 DIFFERENCE : 0.509

LAP	SECTOR 1	SECTOR 2	SECTOR 3	LAP TIME	MPH	DIFF	TIME OF DAY
1 -		47.301	***24.593***	1:51.964	78.23	7.261	17:59:01.895
2 -	33.209	47.079	24.656	1:44.944 **(2)**	83.47	0.241	18:00:46.839
3 -	33.453	***46.617***	24.633	***1:44.703*** **(1)**	***83.66***		***18:02:31.542***
4 -	***32.984***	47.346	25.251	1:45.581 **(3)**	82.96	0.878	18:04:17.123
5 -	33.572	48.327	25.278	1:47.177	81.73	2.474	18:06:04.300

P17 52 Gary JARMAN Kawasaki - G & S Motorcycle tyres

IDEAL LAP TIME : 1:44.589 BEST LAP TIME : 1:44.998 DIFFERENCE : 0.409

LAP	SECTOR 1	SECTOR 2	SECTOR 3	LAP TIME	MPH	DIFF	TIME OF DAY
1 -		47.763	24.838	1:53.243	77.35	8.245	17:59:03.174
2 -	33.192	***47.054***	24.752	***1:44.998*** **(1)**	***83.42***		***18:00:48.172***
3 -	33.510	47.206	25.227	1:45.943	82.68	0.945	18:02:34.115
4 -	***33.163***	47.218	24.737	1:45.118 **(3)**	83.33	0.120	18:04:19.233
5 -	33.427	47.308	***24.372***	1:45.107 **(2)**	83.34	0.109	18:06:04.340

P18 45 Mark THOMPSON Kawasaki - Flintstone Tyres / David Simon Tuning

IDEAL LAP TIME : 1:45.505 BEST LAP TIME : 1:45.571 DIFFERENCE : 0.066

LAP	SECTOR 1	SECTOR 2	SECTOR 3	LAP TIME	MPH	DIFF	TIME OF DAY
1 -		47.949	24.996	1:54.490	76.51	8.919	17:59:04.421
2 -	33.781	47.398	25.283	1:46.462	82.28	0.891	18:00:50.883
3 -	***33.736***	47.560	25.094	1:46.390 **(3)**	82.33	0.819	18:02:37.273
4 -	34.019	47.339	24.886	1:46.244 **(2)**	82.45	0.673	18:04:23.517
5 -	33.802	***46.906***	***24.863***	***1:45.571*** **(1)**	***82.97***		***18:06:09.088***

P19 145 S Peter MOORE Suzuki - Curphs Cuttings

IDEAL LAP TIME : 1:44.924 BEST LAP TIME : 1:45.110 DIFFERENCE : 0.186

LAP	SECTOR 1	SECTOR 2	SECTOR 3	LAP TIME	MPH	DIFF	TIME OF DAY
1 -		48.365	25.315	1:56.494	75.19	11.384	17:59:06.425
2 -	***33.263***	46.983	26.602	1:46.848	81.98	1.738	18:00:53.273
3 -	33.651	47.386	25.053	1:46.090 **(2)**	82.56	0.980	18:02:39.363
4 -	33.449	***46.873***	***24.788***	***1:45.110*** **(1)**	***83.33***		***18:04:24.473***
5 -	33.731	47.894	25.145	1:46.770 **(3)**	82.04	1.660	18:06:11.243

Weather / Track : Cloudy / Dry

Brands Hatch GP
Circuit Length = 2.4332 miles
Start: 17:57 Flag 18:05 End: 18:07

BMCRC - MRO Championships 2016 - Rnd 8 @ Brands Hatch GP

EDIasia Formula 400 inc Sub 64

RACE 17 - SECTOR ANALYSIS

SECTOR 1 = FL to I1, SECTOR 2 = I1 to I2, SECTOR 3 = I2 to FL, DIFF = Difference To Personal Best Lap

P20 85 James ROBINSON Honda - claire palastanga ceramics

IDEAL LAP TIME : 1:45.338 BEST LAP TIME : 1:46.300 DIFFERENCE : 0.962

LAP	SECTOR 1	SECTOR 2	SECTOR 3	LAP TIME	MPH	DIFF	TIME OF DAY
1 -		47.829	25.545	1:54.798	76.30	8.498	17:59:04.729
2 -	34.055	47.597	25.237	1:46.889 (3)	81.95	0.589	18:00:51.618
3 -	33.894	***46.935***	25.670	1:46.499 (2)	82.25	0.199	18:02:38.117
4 -	34.056	47.072	***25.172***	***1:46.300*** (1)	***82.40***		***18:04:24.417***
5 -	***33.231***	48.124	25.953	1:47.308	81.63	1.008	18:06:11.725

P21 33 S Carl JOHNSTONE Yamaha - EDIasia

IDEAL LAP TIME : 1:46.154 BEST LAP TIME : 1:46.242 DIFFERENCE : 0.088

LAP	SECTOR 1	SECTOR 2	SECTOR 3	LAP TIME	MPH	DIFF	TIME OF DAY
1 -		47.926	***25.070***	1:52.653	77.75	6.411	17:59:02.584
2 -	***33.211***	***47.873***	25.158	***1:46.242*** (1)	***82.45***		***18:00:48.826***
3 -	33.937	48.241	25.304	1:47.482 (3)	81.50	1.240	18:02:36.308
4 -	33.717	48.188	25.499	1:47.404 (2)	81.55	1.162	18:04:23.712
5 -	33.805	49.251	26.540	1:49.596	79.92	3.354	18:06:13.308

P22 57 S Paul FISHER Kawasaki -

IDEAL LAP TIME : 1:47.614 BEST LAP TIME : 1:47.936 DIFFERENCE : 0.322

LAP	SECTOR 1	SECTOR 2	SECTOR 3	LAP TIME	MPH	DIFF	TIME OF DAY
1 -		48.623	25.559	1:57.388	74.62	9.452	17:59:07.319
2 -	34.464	48.250	***25.222***	***1:47.936*** (1)	***81.15***		***18:00:55.255***
3 -	34.528	48.212	25.520	1:48.260	80.91	0.324	18:02:43.515
4 -	34.719	***47.999***	25.333	1:48.051 (3)	81.07	0.115	18:04:31.566
5 -	***34.393***	48.188	25.420	1:48.001 (2)	81.10	0.065	18:06:19.567

P23 47 Allan CLARK Kawasaki - A Clark & Sons Builders

IDEAL LAP TIME : 1:46.868 BEST LAP TIME : 1:47.118 DIFFERENCE : 0.250

LAP	SECTOR 1	SECTOR 2	SECTOR 3	LAP TIME	MPH	DIFF	TIME OF DAY
1 -		49.821	25.891	1:58.229	74.09	11.111	17:59:08.160
2 -	34.534	48.774	***25.002***	1:48.310 (3)	80.87	1.192	18:00:56.470
3 -	34.377	48.405	25.565	1:48.347	80.84	1.229	18:02:44.817
4 -	34.390	48.215	25.215	1:47.820 (2)	81.24	0.702	18:04:32.637
5 -	***34.040***	***47.826***	25.252	***1:47.118*** (1)	***81.77***		***18:06:19.755***

P24 58 Steve YOUNG Kawasaki - Cadmatic Engineering

IDEAL LAP TIME : 1:47.808 BEST LAP TIME : 1:47.858 DIFFERENCE : 0.050

LAP	SECTOR 1	SECTOR 2	SECTOR 3	LAP TIME	MPH	DIFF	TIME OF DAY
1 -		49.063	25.931	1:57.119	74.79	9.261	17:59:07.050
2 -	34.952	48.803	25.297	1:49.052	80.32	1.194	18:00:56.102
3 -	***34.338***	48.474	25.504	1:48.316 (2)	80.87	0.458	18:02:44.418
4 -	34.346	48.410	25.102	***1:47.858*** (1)	***81.21***		***18:04:32.276***
5 -	35.000	***48.405***	***25.065***	1:48.470 (3)	80.75	0.612	18:06:20.746

P25 77 S Ray PETTY Kawasaki - Gray Adams

IDEAL LAP TIME : 1:48.189 BEST LAP TIME : 1:48.234 DIFFERENCE : 0.045

LAP	SECTOR 1	SECTOR 2	SECTOR 3	LAP TIME	MPH	DIFF	TIME OF DAY
1 -		49.354	25.985	1:57.861	74.32	9.627	17:59:07.792
2 -	34.556	49.621	25.391	1:49.568 (3)	79.94	1.334	18:00:57.360
3 -	***34.148***	48.698	***25.388***	***1:48.234*** (1)	***80.93***		***18:02:45.594***
4 -	34.669	***48.653***	25.755	1:49.077 (2)	80.30	0.843	18:04:34.671
5 -	34.482	50.606	26.080	1:51.168	78.79	2.934	18:06:25.839

P26 29 S Giles HARWOOD Yamaha -

IDEAL LAP TIME : 1:49.618 BEST LAP TIME : 1:49.912 DIFFERENCE : 0.294

LAP	SECTOR 1	SECTOR 2	SECTOR 3	LAP TIME	MPH	DIFF	TIME OF DAY

Weather / Track : Cloudy / Dry

Brands Hatch GP
Circuit Length = 2.4332 miles
Start: 17:57 Flag 18:05 End: 18:07

BMCRC - MRO Championships 2016 - Rnd 8 @ Brands Hatch GP

EDlasia Formula 400 inc Sub 64

RACE 17 - SECTOR ANALYSIS

SECTOR 1 = FL to I1, SECTOR 2 = I1 to I2, SECTOR 3 = I2 to FL, DIFF = Difference To Personal Best Lap

1 -		50.612	26.377	2:01.368	72.17	11.456	17:59:11.299
2 -	34.560	49.526	26.160	1:50.246 (3)	79.45	0.334	18:01:01.545
3 -	34.785	***49.195***	***25.942***	1:49.922 (2)	79.69	0.010	18:02:51.467
4 -	***34.481***	49.464	25.967	***1:49.912 (1)***	***79.69***		***18:04:41.379***
5 -	34.686	49.611	26.391	1:50.688	79.13	0.776	18:06:32.067

P27 38 S Michael WAKE Yamaha - Tony's Big Bikes

IDEAL LAP TIME : 1:53.101 BEST LAP TIME : 1:53.585 DIFFERENCE : 0.484

LAP	SECTOR 1	SECTOR 2	SECTOR 3	LAP TIME	MPH	DIFF	TIME OF DAY
1 -		51.382	27.202	2:02.801	71.33	9.216	17:59:12.732
2 -	35.926	51.423	26.768	1:54.117 (3)	76.76	0.532	18:01:06.849
3 -	***35.512***	51.443	26.876	1:53.831 (2)	76.95	0.246	18:03:00.680
4 -	35.816	51.789	26.891	1:54.496	76.50	0.911	18:04:55.176
5 -	35.996	***50.935***	***26.654***	***1:53.585 (1)***	***77.12***		***18:06:48.761***

P28 88 Peter RANDALL Kawasaki -

IDEAL LAP TIME : 1:53.847 BEST LAP TIME : 1:54.707 DIFFERENCE : 0.860

LAP	SECTOR 1	SECTOR 2	SECTOR 3	LAP TIME	MPH	DIFF	TIME OF DAY
1 -		***51.099***	***26.447***	2:01.253	72.24	6.546	17:59:11.184
2 -	36.893	52.811	26.615	1:56.319	75.30	1.612	18:01:07.503
3 -	***36.301***	52.063	26.805	1:55.169 (3)	76.06	0.462	18:03:02.672
4 -	36.378	51.699	26.630	***1:54.707 (1)***	***76.36***		***18:04:57.379***
5 -	36.568	51.809	26.487	1:54.864 (2)	76.26	0.157	18:06:52.243

P29 34 S Mark EWENS Yamaha -

IDEAL LAP TIME : 1:56.074 BEST LAP TIME : 1:56.466 DIFFERENCE : 0.392

LAP	SECTOR 1	SECTOR 2	SECTOR 3	LAP TIME	MPH	DIFF	TIME OF DAY
1 -		52.512	27.873	2:05.617	69.73	9.151	17:59:15.548
2 -	***36.419***	52.714	***27.333***	***1:56.466 (1)***	***75.21***		***18:01:12.014***
3 -	36.931	52.688	27.553	1:57.172 (2)	74.76	0.706	18:03:09.186
4 -	36.891	52.619	27.682	1:57.192 (3)	74.74	0.726	18:05:06.378
5 -	37.149	***52.322***	27.916	1:57.387	74.62	0.921	18:07:03.765

Weather / Track : Cloudy / Dry

Brands Hatch GP
Circuit Length = 2.4332 miles
Start: 17:57 Flag 18:05 End: 18:07

BMCRC - MRO Championships 2016 - Rnd 8 @ Brands Hatch GP

EDlasia Formula 400 inc Sub 64

RACE 17 - BEST SECTORS

	SECTOR 1			SECTOR 2			SECTOR 3			IDEAL / BEST COMPARISON					
POS	NO	NAME	TIME	NO	NAME	TIME	NO	NAME	TIME	POS	NO	NAME	IDEAL	BEST	DIFF
												PERFECT LAP	1:37.827		
1	48	WELSH	30.978	14	BURRAGE	43.660	48	WELSH	23.189	1	48	WELSH	1:37.863	1:37.863	0.000
2	14	BURRAGE	30.989	48	WELSH	43.696	14	BURRAGE	23.354	2	14	BURRAGE	1:38.003	1:38.284	0.281
3	2	GILL	31.236	114	SMITH	44.045	1	RUTH	23.375	3	114	SMITH	1:38.770	1:39.074	0.304
4	114	SMITH	31.322	1	RUTH	44.073	114	SMITH	23.403	4	1	RUTH	1:38.929	1:39.150	0.221
5	51	JARMAN	31.436	2	GILL	44.311	86	SCOTT	23.412	5	2	GILL	1:39.072	1:39.072	0.000
6	1	RUTH	31.481	86	SCOTT	44.311	51	JARMAN	23.456	6	51	JARMAN	1:39.356	1:39.580	0.224
7	3	HENNING	31.539	51	JARMAN	44.464	2	GILL	23.525	7	86	SCOTT	1:39.408	1:39.744	0.336
8	86	SCOTT	31.685	3	HENNING	44.573	78	POVAH	23.649	8	3	HENNING	1:39.865	1:39.992	0.127
9	46	ROWLINGS	31.793	78	POVAH	44.775	3	HENNING	23.753	9	78	POVAH	1:40.440	1:40.651	0.211
10	78	POVAH	32.016	46	ROWLINGS	45.510	69	MASTERS	24.019	10	46	ROWLINGS	1:41.495	1:41.784	0.289
11	69	MASTERS	32.340	69	MASTERS	45.923	46	ROWLINGS	24.192	11	69	MASTERS	1:42.282	1:42.865	0.583
12	13	EDMONDSON	32.595	127	GREEN	46.090	127	GREEN	24.193	12	127	GREEN	1:43.422	1:44.046	0.624
13	23	EVANS	32.824	8	CORKETT	46.329	52	JARMAN	24.372	13	8	CORKETT	1:43.778	1:44.101	0.323
14	22	HARVIEK	32.984	13	EDMONDSON	46.479	8	CORKETT	24.428	14	13	EDMONDSON	1:43.794	1:44.177	0.383
15	8	CORKETT	33.021	23	EVANS	46.585	22	HARVIEK	24.593	15	23	EVANS	1:44.180	1:44.253	0.073
16	127	GREEN	33.139	22	HARVIEK	46.617	13	EDMONDSON	24.720	16	22	HARVIEK	1:44.194	1:44.703	0.509
17	52	JARMAN	33.163	145	MOORE	46.873	23	EVANS	24.771	17	52	JARMAN	1:44.589	1:44.998	0.409
18	33	JOHNSTONE	33.211	45	THOMPSON	46.906	145	MOORE	24.788	18	145	MOORE	1:44.924	1:45.110	0.186
19	85	ROBINSON	33.231	85	ROBINSON	46.935	45	THOMPSON	24.863	19	85	ROBINSON	1:45.338	1:46.300	0.962
20	145	MOORE	33.263	52	JARMAN	47.054	47	CLARK	25.002	20	45	THOMPSON	1:45.505	1:45.571	0.066
21	45	THOMPSON	33.736	47	CLARK	47.826	58	YOUNG	25.065	21	33	JOHNSTONE	1:46.154	1:46.242	0.088
22	47	CLARK	34.040	33	JOHNSTONE	47.873	33	JOHNSTONE	25.070	22	47	CLARK	1:46.868	1:47.118	0.250
23	77	PETTY	34.148	57	FISHER	47.999	85	ROBINSON	25.172	23	57	FISHER	1:47.614	1:47.936	0.322
24	58	YOUNG	34.338	58	YOUNG	48.405	57	FISHER	25.222	24	58	YOUNG	1:47.808	1:47.858	0.050
25	57	FISHER	34.393	77	PETTY	48.653	77	PETTY	25.388	25	77	PETTY	1:48.189	1:48.234	0.045
26	29	HARWOOD	34.481	29	HARWOOD	49.195	29	HARWOOD	25.942	26	29	HARWOOD	1:49.618	1:49.912	0.294
27	38	WAKE	35.512	38	WAKE	50.935	88	RANDALL	26.447	27	38	WAKE	1:53.101	1:53.585	0.484
28	88	RANDALL	36.301	88	RANDALL	51.099	38	WAKE	26.654	28	88	RANDALL	1:53.847	1:54.707	0.860
29	34	EWENS	36.419	34	EWENS	52.322	34	EWENS	27.333	29	34	EWENS	1:56.074	1:56.466	0.392

Weather / Track : Cloudy / Dry

Brands Hatch GP
Circuit Length = 2.4332 miles
Start: 17:57 Flag 18:05 End: 18:07

Results can be found at www.tsl-timing.com

Printed - 18:08 Saturday, 20 August 2016

BMCRC - MRO Championships 2016 - Rnd 8 @ Brands Hatch GP

EDIasia Formula 400 inc Sub 64

RACE 6 - CLASSIFICATION

POS	NO	CL	PIC	NAME	ENTRY	LAPS	TIME	GAP	DIFF	MPH	BEST	ON
1	**14**		1	Chris BURRAGE	Kawasaki - Seton tuning	**5**	8:16.573			88.20	**1:38.051**	4
2	**114**		2	Gary SMITH	Kawasaki - SDC/Mike Smith Tuning	**5**	8:19.035	**2.462**	2.462	87.76	**1:38.526**	4
3	**1**		3	Dan RUTH	Kawasaki - Richard Ruth	**5**	8:19.278	**2.705**	0.243	87.72	**1:38.333**	4
4	**48**		4	Richie WELSH	Yamaha - EDEN'S BABY EXPERIENCES	**5**	8:19.280	**2.707**	0.002	87.72	**1:38.258**	5
5	**2**		5	Andrew GILL	Kawasaki - RMKD Racing	**5**	8:20.847	**4.274**	1.567	87.45	**1:38.806**	3
6	**3**		6	Gary HENNING	Kawasaki - SGT motorcycles	**5**	8:24.122	**7.549**	3.275	86.88	**1:39.146**	5
7	**86**		7	Mathew SCOTT	Kawasaki -	**5**	8:25.042	**8.469**	0.920	86.72	**1:39.509**	2
8	**51**		8	Emma JARMAN	Kawasaki - Mum & Dad, EDIAsia and CommunityUk	**5**	8:25.655	**9.082**	0.613	86.61	**1:39.464**	2
9	**78**		9	Keith POVAH	Kawasaki - www.78Plate.com & SUBVERT BoardSt	**5**	8:30.575	**14.002**	4.920	85.78	**1:40.538**	2
10	**46**	S	1	Harry ROWLINGS	Kawasaki -	**5**	8:31.712	**15.139**	1.137	85.59	**1:40.300**	5
11	**69**	S	2	Bob MASTERS	Honda -	**5**	8:41.554	**24.981**	9.842	83.97	**1:43.151**	2
12	**127**		10	Adam GREEN	Kawasaki - Royal Air Force Motorsport Association	**5**	8:43.506	**26.933**	1.952	83.66	**1:43.208**	4
13	**23**	S	3	Tham EVANS	Honda - Vanilla Electronics	**5**	8:46.831	**30.258**	3.325	83.13	**1:43.520**	2
14	**8**	S	4	Darren CORKETT	Honda - Jackson & Phillips	**5**	8:46.891	**30.318**	0.060	83.12	**1:43.748**	2
15	**45**		11	Mark THOMPSON	Kawasaki - Flintstone Tyres / David Simon Tuning	**5**	8:50.559	**33.986**	3.668	82.55	**1:44.180**	3
16	**33**	S	5	Carl JOHNSTONE	Yamaha - EDIasia	**5**	8:54.369	**37.796**	3.810	81.96	**1:44.572**	4
17	**22**	S	6	Dave HARVIEK	Kawasaki - SW Roofing Group	**5**	8:54.561	**37.988**	0.192	81.93	**1:45.228**	2
18	**85**		12	James ROBINSON	Honda - claire palastanga ceramics	**5**	8:58.427	**41.854**	3.866	81.34	**1:45.769**	2
19	**145**	S	7	Peter MOORE	Suzuki - Curphs Cuttings	**5**	8:58.650	**42.077**	0.223	81.31	**1:45.312**	3
20	**57**	S	8	Paul FISHER	Kawasaki -	**5**	8:59.391	**42.818**	0.741	81.20	**1:45.719**	2
21	**47**		13	Allan CLARK	Kawasaki - A Clark & Sons Builders	**5**	8:59.526	**42.953**	0.135	81.18	**1:45.329**	3
22	**29**	S	9	Giles HARWOOD	Yamaha -	**5**	9:00.748	**44.175**	1.222	80.99	**1:45.945**	2
23	**58**		14	Steve YOUNG	Kawasaki - Cadmatic Engineering	**5**	9:13.151	**56.578**	12.403	79.18	**1:47.743**	2
24	**77**	S	10	Ray PETTY	Kawasaki - Gray Adams	**5**	9:19.350	**1:02.777**	6.199	78.30	**1:48.735**	2
25	**88**		15	Peter RANDALL	Kawasaki -	**5**	9:30.662	**1:14.089**	11.312	76.75	**1:52.106**	5
26	**38**	S	11	Michael WAKE	Yamaha - Tony's Big Bikes	**5**	9:31.914	**1:15.341**	1.252	76.58	**1:51.534**	5
27	**34**	S	12	Mark EWENS	Yamaha -	**5**	9:46.184	**1:29.611**	14.270	74.71	**1:54.320**	5
					NOT CLASSIFIED							
DNF	**52**			Gary JARMAN	Kawasaki - G & S Motorcycle tyres	**3**	5:25.970	**2 Laps**	2 Laps	80.61	**1:46.963**	2
DNF	**13**	S		Doug EDMONDSON	Yamaha - Wave Racing Developments	**0**						

FASTEST LAP

14		Chris BURRAGE	Kawasaki - Seton tuning	**4**	1:38.051	89.33 mph	143.77 kph
46	S	Harry ROWLINGS	Kawasaki -	**5**	1:40.300	87.33 mph	140.55 kph

Class - 90% of Race Speed = 79.38 mph
Class S - 90% of Race Speed = 77.03 mph

Brands Hatch GP
Circuit Length = 2.4332 miles
Start: 13:23 Flag 13:31 End: 13:33

Weather / Track : Cloudy / Dry
These results are provisional until the conclusion of any judicial and technical matters.

Clerk Of Course :		Timekeeper :

Results can be found at www.tsl-timing.com

Printed - 13:33 Sunday, 21 August 2016

BMCRC - MRO Championships 2016 - Rnd 8 @ Brands Hatch GP

EDlasia Formula 400 inc Sub 64

RACE 6 - LAP CHART

LAP 1 @ 13:24:59.754

NO	BEHIND	LAP TIME
14		1:43.374
114	0.754	1:44.128
1	1.002	1:44.376
2	1.156	1:44.530
48	1.212	1:44.586
86	1.840	1:45.214
3	2.114	1:45.488
51	2.333	1:45.707
46	4.077	1:47.451
78	4.315	1:47.689
69	5.086	1:48.460
127	6.297	1:49.671
23	7.390	1:50.764
8	7.552	1:50.926
22	8.355	1:51.729
52	8.632	1:52.006
33	9.455	1:52.829
45	9.477	1:52.851
85	10.124	1:53.498
57	10.689	1:54.063
145	11.130	1:54.504
29	11.932	1:55.306
77	12.597	1:55.971
47	12.803	1:56.177
88	15.970	1:59.344
58	16.125	1:59.499
38	17.636	2:01.010
34	20.391	2:03.765

LAP 2 @ 13:26:38.342

NO	BEHIND	LAP TIME
14		1:38.588
114	1.319	1:39.153
1	1.429	1:39.015
48	1.485	1:38.861
2	1.829	1:39.261
86	2.761	1:39.509
3	3.161	1:39.635
51	3.209	1:39.464
78	6.265	1:40.538
46	6.634	1:41.145
69	9.649	1:43.151
127	11.128	1:43.419
23	12.322	1:43.520
8	12.712	1:43.748
22	14.995	1:45.228
45	15.443	1:44.554
52	17.007	1:46.963
33	17.285	1:46.418
85	17.305	1:45.769
57	17.820	1:45.719
145	18.877	1:46.335
29	19.289	1:45.945
47	20.542	1:46.327
77	22.744	1:48.735
58	25.280	1:47.743
88	29.630	1:52.248
38	32.315	1:53.267
34	38.100	1:56.297

LAP 3 @ 13:28:16.538

NO	BEHIND	LAP TIME
14		1:38.196
114	1.759	1:38.636
48	1.807	1:38.518
1	2.028	1:38.795
2	2.439	1:38.806
86	5.203	1:40.638
3	5.239	1:40.274
51	5.356	1:40.343
78	9.193	1:41.124
46	10.285	1:41.847
69	14.635	1:43.182
127	16.388	1:43.456
23	18.215	1:44.089
8	18.407	1:43.891
45	21.427	1:44.180
22	22.897	1:46.098
33	24.190	1:45.101
85	25.798	1:46.689
52	25.812	1:47.001
57	25.857	1:46.233
145	25.993	1:45.312
29	27.203	1:46.110
47	27.675	1:45.329
77	34.873	1:50.325
58	35.277	1:48.193
88	44.504	1:53.070
38	47.025	1:52.906
34	56.442	1:56.538

LAP 4 @ 13:29:54.589

NO	BEHIND	LAP TIME
14		1:38.051
114	2.234	1:38.526
1	2.310	1:38.333
48	2.813	1:39.057
2	3.390	1:39.002
3	6.767	1:39.579
86	7.219	1:40.067
51	7.431	1:40.126
78	11.774	1:40.632
46	13.203	1:40.969
69	19.766	1:43.182
127	21.545	1:43.208
23	24.062	1:43.898
8	24.309	1:43.953
45	27.734	1:44.358
33	30.711	1:44.572
22	30.742	1:45.896
85	33.957	1:46.210
57	34.748	1:46.942
145	34.993	1:47.051
47	35.430	1:45.806
29	36.335	1:47.183
58	46.876	1:49.650
77	48.731	1:51.909
88	1:00.347	1:53.894
38	1:02.171	1:53.197
34	1:13.655	1:55.264

LAP 5 @ 13:31:32.953

NO	BEHIND	LAP TIME
14		1:38.364
114	2.462	1:38.592
1	2.705	1:38.759
48	2.707	1:38.258
2	4.274	1:39.248
3	7.549	1:39.146
86	8.469	1:39.614
51	9.082	1:40.015
78	14.002	1:40.592
46	15.139	1:40.300
69	24.981	1:43.579
127	26.933	1:43.752
23	30.258	1:44.560
8	30.318	1:44.373
45	33.986	1:44.616
33	37.796	1:45.449
22	37.988	1:45.610
85	41.854	1:46.261
145	42.077	1:45.448
57	42.818	1:46.434
47	42.953	1:45.887
29	44.175	1:46.204
58	56.578	1:48.066
77	1:02.777	1:52.410
88	1:14.089	1:52.106
38	1:15.341	1:51.534
34	1:29.611	1:54.320

Weather / Track : Cloudy / Dry

Brands Hatch GP
Circuit Length = 2.4332 miles
Start: 13:23 Flag 13:31 End: 13:33

Results can be found at www.tsl-timing.com

Printed - 13:34 Sunday, 21 August 2016

BMCRC - MRO Championships 2016 - Rnd 8 @ Brands Hatch GP

EDlasia Formula 400 inc Sub 64

RACE 6 - SECTOR ANALYSIS

SECTOR 1 = FL to I1, SECTOR 2 = I1 to I2, SECTOR 3 = I2 to FL, DIFF = Difference To Personal Best Lap

P1 14 Chris BURRAGE Kawasaki - Seton tuning

IDEAL LAP TIME : 1:37.961 BEST LAP TIME : 1:38.051 DIFFERENCE : 0.090

LAP	SECTOR 1	SECTOR 2	SECTOR 3	LAP TIME	MPH	DIFF	TIME OF DAY
1 -		44.323	23.660	1:43.374	84.73	5.323	13:24:59.754
2 -	31.128	43.880	23.580	1:38.588	88.85	0.537	13:26:38.342
3 -	31.019	43.762	***23.415***	1:38.196 **(2)**	89.20	0.145	13:28:16.538
4 -	***30.880***	***43.666***	23.505	***1:38.051*** **(1)**	***89.33***		***13:29:54.589***
5 -	31.081	43.749	23.534	1:38.364 **(3)**	89.05	0.313	13:31:32.953

P2 114 Gary SMITH Kawasaki - SDC/Mike Smith Tuning

IDEAL LAP TIME : 1:38.426 BEST LAP TIME : 1:38.526 DIFFERENCE : 0.100

LAP	SECTOR 1	SECTOR 2	SECTOR 3	LAP TIME	MPH	DIFF	TIME OF DAY
1 -		44.361	23.870	1:44.128	84.12	5.602	13:25:00.508
2 -	31.276	44.080	23.797	1:39.153	88.34	0.627	13:26:39.661
3 -	31.333	***43.746***	***23.557***	1:38.636 **(3)**	88.80	0.110	13:28:18.297
4 -	***31.123***	43.786	23.617	***1:38.526*** **(1)**	***88.90***		***13:29:56.823***
5 -	31.174	43.748	23.670	1:38.592 **(2)**	88.84	0.066	13:31:35.415

P3 1 Dan RUTH Kawasaki - Richard Ruth

IDEAL LAP TIME : 1:38.007 BEST LAP TIME : 1:38.333 DIFFERENCE : 0.326

LAP	SECTOR 1	SECTOR 2	SECTOR 3	LAP TIME	MPH	DIFF	TIME OF DAY
1 -		44.159	23.947	1:44.376	83.92	6.043	13:25:00.756
2 -	31.276	44.013	23.726	1:39.015	88.46	0.682	13:26:39.771
3 -	31.645	***43.753***	23.397	1:38.795 **(3)**	88.66	0.462	13:28:18.566
4 -	31.370	43.793	***23.170***	***1:38.333*** **(1)**	***89.08***		***13:29:56.899***
5 -	***31.084***	43.980	23.695	1:38.759 **(2)**	88.69	0.426	13:31:35.658

P4 48 Richie WELSH Yamaha - EDEN'S BABY EXPERIENCES

IDEAL LAP TIME : 1:37.887 BEST LAP TIME : 1:38.258 DIFFERENCE : 0.371

LAP	SECTOR 1	SECTOR 2	SECTOR 3	LAP TIME	MPH	DIFF	TIME OF DAY
1 -		44.744	23.410	1:44.586	83.75	6.328	13:25:00.966
2 -	31.086	44.248	23.527	1:38.861 **(3)**	88.60	0.603	13:26:39.827
3 -	31.296	***43.857***	23.365	1:38.518 **(2)**	88.91	0.260	13:28:18.345
4 -	31.125	44.652	***23.280***	1:39.057	88.43	0.799	13:29:57.402
5 -	***30.750***	44.113	23.395	***1:38.258*** **(1)**	***89.15***		***13:31:35.660***

P5 2 Andrew GILL Kawasaki - RMKD Racing

IDEAL LAP TIME : 1:38.616 BEST LAP TIME : 1:38.806 DIFFERENCE : 0.190

LAP	SECTOR 1	SECTOR 2	SECTOR 3	LAP TIME	MPH	DIFF	TIME OF DAY
1 -		44.795	23.632	1:44.530	83.80	5.724	13:25:00.910
2 -	31.538	44.210	23.513	1:39.261	88.25	0.455	13:26:40.171
3 -	31.479	***44.046***	***23.281***	***1:38.806*** **(1)**	***88.65***		***13:28:18.977***
4 -	31.491	44.064	23.447	1:39.002 **(2)**	88.48	0.196	13:29:57.979
5 -	***31.289***	44.388	23.571	1:39.248 **(3)**	88.26	0.442	13:31:37.227

P6 3 Gary HENNING Kawasaki - SGT motorcycles

IDEAL LAP TIME : 1:38.949 BEST LAP TIME : 1:39.146 DIFFERENCE : 0.197

LAP	SECTOR 1	SECTOR 2	SECTOR 3	LAP TIME	MPH	DIFF	TIME OF DAY
1 -		44.877	23.635	1:45.488	83.04	6.342	13:25:01.868
2 -	31.420	44.445	23.770	1:39.635 **(3)**	87.91	0.489	13:26:41.503
3 -	31.532	45.069	23.673	1:40.274	87.35	1.128	13:28:21.777
4 -	31.297	44.693	***23.589***	1:39.579 **(2)**	87.96	0.433	13:30:01.356
5 -	***31.036***	***44.324***	23.786	***1:39.146*** **(1)**	***88.35***		***13:31:40.502***

P7 86 Mathew SCOTT Kawasaki -

IDEAL LAP TIME : 1:39.364 BEST LAP TIME : 1:39.509 DIFFERENCE : 0.145

LAP	SECTOR 1	SECTOR 2	SECTOR 3	LAP TIME	MPH	DIFF	TIME OF DAY

Weather / Track : Cloudy / Dry

Brands Hatch GP
Circuit Length = 2.4332 miles
Start: 13:23 Flag 13:31 End: 13:33

BMCRC - MRO Championships 2016 - Rnd 8 @ Brands Hatch GP

EDIasia Formula 400 inc Sub 64

RACE 6 - SECTOR ANALYSIS

SECTOR 1 = FL to I1, SECTOR 2 = I1 to I2, SECTOR 3 = I2 to FL, DIFF = Difference To Personal Best Lap

1 -		44.948	***23.550***	1:45.214	83.25	5.705	13:25:01.594
2 -	***31.338***	***44.476***	23.695	***1:39.509 (1)***	***88.03***		***13:26:41.103***
3 -	32.094	44.632	23.912	1:40.638	87.04	1.129	13:28:21.741
4 -	31.609	44.802	23.656	1:40.067 **(3)**	87.53	0.558	13:30:01.808
5 -	31.478	44.502	23.634	1:39.614 **(2)**	87.93	0.105	13:31:41.422

P8 51 Emma JARMAN Kawasaki - Mum & Dad, EDIAsia and CommunityUK

IDEAL LAP TIME : 1:39.385 BEST LAP TIME : 1:39.464 DIFFERENCE : 0.079

LAP	SECTOR 1	SECTOR 2	SECTOR 3	LAP TIME	MPH	DIFF	TIME OF DAY
1 -		44.879	23.645	1:45.707	82.86	6.243	13:25:02.087
2 -	***31.461***	***44.460***	23.543	***1:39.464 (1)***	***88.07***		***13:26:41.551***
3 -	31.836	45.043	***23.464***	1:40.343	87.29	0.879	13:28:21.894
4 -	31.636	44.938	23.552	1:40.126 **(3)**	87.48	0.662	13:30:02.020
5 -	31.724	44.659	23.632	1:40.015 **(2)**	87.58	0.551	13:31:42.035

P9 78 Keith POVAH Kawasaki - www.78Plate.com & SUBVERT BoardStore.com

IDEAL LAP TIME : 1:40.046 BEST LAP TIME : 1:40.538 DIFFERENCE : 0.492

LAP	SECTOR 1	SECTOR 2	SECTOR 3	LAP TIME	MPH	DIFF	TIME OF DAY
1 -		45.994	23.913	1:47.689	81.34	7.151	13:25:04.069
2 -	31.759	***44.652***	24.127	***1:40.538 (1)***	***87.12***		***13:26:44.607***
3 -	32.332	44.979	23.813	1:41.124	86.62	0.586	13:28:25.731
4 -	31.980	44.967	***23.685***	1:40.632 **(3)**	87.04	0.094	13:30:06.363
5 -	***31.709***	44.738	24.145	1:40.592 **(2)**	87.08	0.054	13:31:46.955

P10 46 S Harry ROWLINGS Kawasaki -

IDEAL LAP TIME : 1:40.300 BEST LAP TIME : 1:40.300 DIFFERENCE : 0.000

LAP	SECTOR 1	SECTOR 2	SECTOR 3	LAP TIME	MPH	DIFF	TIME OF DAY
1 -		45.267	24.203	1:47.451	81.52	7.151	13:25:03.831
2 -	31.745	45.301	24.099	1:41.145 **(3)**	86.60	0.845	13:26:44.976
3 -	32.267	45.412	24.168	1:41.847	86.00	1.547	13:28:26.823
4 -	31.674	45.206	24.089	1:40.969 **(2)**	86.75	0.669	13:30:07.792
5 -	***31.559***	***44.705***	***24.036***	***1:40.300 (1)***	***87.33***		***13:31:48.092***

P11 69 S Bob MASTERS Honda -

IDEAL LAP TIME : 1:42.657 BEST LAP TIME : 1:43.151 DIFFERENCE : 0.494

LAP	SECTOR 1	SECTOR 2	SECTOR 3	LAP TIME	MPH	DIFF	TIME OF DAY
1 -		***45.948***	***24.229***	1:48.460	80.76	5.309	13:25:04.840
2 -	***32.480***	46.146	24.525	***1:43.151 (1)***	***84.92***		***13:26:47.991***
3 -	32.549	46.266	24.367	1:43.182 **(2)**	84.89	0.031	13:28:31.173
4 -	***32.480***	46.328	24.374	1:43.182 **(2)**	84.89	0.031	13:30:14.355
5 -	32.525	46.697	24.357	1:43.579	84.57	0.428	13:31:57.934

P12 127 Adam GREEN Kawasaki - Royal Air Force Motorsport Association

IDEAL LAP TIME : 1:43.128 BEST LAP TIME : 1:43.208 DIFFERENCE : 0.080

LAP	SECTOR 1	SECTOR 2	SECTOR 3	LAP TIME	MPH	DIFF	TIME OF DAY
1 -		46.720	24.348	1:49.671	79.87	6.463	13:25:06.051
2 -	***32.867***	46.108	24.444	1:43.419 **(2)**	84.70	0.211	13:26:49.470
3 -	33.101	46.110	24.245	1:43.456 **(3)**	84.67	0.248	13:28:32.926
4 -	32.947	***46.082***	***24.179***	***1:43.208 (1)***	***84.87***		***13:30:16.134***
5 -	33.076	46.432	24.244	1:43.752	84.43	0.544	13:31:59.886

P13 23 S Tham EVANS Honda - Vanilla Electronics

IDEAL LAP TIME : 1:43.473 BEST LAP TIME : 1:43.520 DIFFERENCE : 0.047

LAP	SECTOR 1	SECTOR 2	SECTOR 3	LAP TIME	MPH	DIFF	TIME OF DAY
1 -		46.798	24.777	1:50.764	79.08	7.244	13:25:07.144
2 -	32.530	***46.410***	***24.580***	***1:43.520 (1)***	***84.61***		***13:26:50.664***
3 -	32.747	46.559	24.783	1:44.089 **(3)**	84.15	0.569	13:28:34.753
4 -	***32.483***	46.667	24.748	1:43.898 **(2)**	84.31	0.378	13:30:18.651

Brands Hatch GP
Circuit Length = 2.4332 miles
Start: 13:23 Flag 13:31 End: 13:33

Weather / Track : Cloudy / Dry

BMCRC - MRO Championships 2016 - Rnd 8 @ Brands Hatch GP

EDIasia Formula 400 inc Sub 64

RACE 6 - SECTOR ANALYSIS

SECTOR 1 = FL to I1, SECTOR 2 = I1 to I2, SECTOR 3 = I2 to FL, DIFF = Difference To Personal Best Lap

5 -	33.112	46.469	24.979	1:44.560	83.77	1.040	13:32:03.211

P14 8 S Darren CORKETT Honda - Jackson & Phillips

IDEAL LAP TIME : 1:43.715 BEST LAP TIME : 1:43.748 DIFFERENCE : 0.033

LAP	SECTOR 1	SECTOR 2	SECTOR 3	LAP TIME	MPH	DIFF	TIME OF DAY
1 -		47.008	24.736	1:50.926	78.97	7.178	13:25:07.306
2 -	32.782	***46.293***	***24.673***	***1:43.748*** **(1)**	***84.43***		***13:26:51.054***
3 -	32.757	46.458	24.676	1:43.891 **(2)**	84.31	0.143	13:28:34.945
4 -	***32.749***	46.460	24.744	1:43.953 **(3)**	84.26	0.205	13:30:18.898
5 -	33.001	46.525	24.847	1:44.373	83.92	0.625	13:32:03.271

P15 45 Mark THOMPSON Kawasaki - Flintstone Tyres / David Simon Tuning

IDEAL LAP TIME : 1:44.003 BEST LAP TIME : 1:44.180 DIFFERENCE : 0.177

LAP	SECTOR 1	SECTOR 2	SECTOR 3	LAP TIME	MPH	DIFF	TIME OF DAY
1 -		47.220	24.806	1:52.851	77.62	8.671	13:25:09.231
2 -	33.061	46.738	24.755	1:44.554 **(3)**	83.78	0.374	13:26:53.785
3 -	***33.049***	***46.343***	24.788	***1:44.180*** **(1)**	***84.08***		***13:28:37.965***
4 -	33.091	46.656	***24.611***	1:44.358 **(2)**	83.94	0.178	13:30:22.323
5 -	33.518	46.450	24.648	1:44.616	83.73	0.436	13:32:06.939

P16 33 S Carl JOHNSTONE Yamaha - EDIasia

IDEAL LAP TIME : 1:44.142 BEST LAP TIME : 1:44.572 DIFFERENCE : 0.430

LAP	SECTOR 1	SECTOR 2	SECTOR 3	LAP TIME	MPH	DIFF	TIME OF DAY
1 -		47.087	25.068	1:52.829	77.63	8.257	13:25:09.209
2 -	33.271	47.860	25.287	1:46.418	82.31	1.846	13:26:55.627
3 -	33.229	47.024	***24.848***	1:45.101 **(2)**	83.34	0.529	13:28:40.728
4 -	***32.467***	***46.827***	25.278	***1:44.572*** **(1)**	***83.76***		***13:30:25.300***
5 -	33.033	47.226	25.190	1:45.449 **(3)**	83.07	0.877	13:32:10.749

P17 22 S Dave HARVIEK Kawasaki - SW Roofing Group

IDEAL LAP TIME : 1:44.910 BEST LAP TIME : 1:45.228 DIFFERENCE : 0.318

LAP	SECTOR 1	SECTOR 2	SECTOR 3	LAP TIME	MPH	DIFF	TIME OF DAY
1 -		47.160	***24.837***	1:51.729	78.40	6.501	13:25:08.109
2 -	***33.097***	***46.976***	25.155	***1:45.228*** **(1)**	***83.24***		***13:26:53.337***
3 -	33.781	47.132	25.185	1:46.098	82.56	0.870	13:28:39.435
4 -	33.145	47.252	25.499	1:45.896 **(3)**	82.72	0.668	13:30:25.331
5 -	33.507	47.136	24.967	1:45.610 **(2)**	82.94	0.382	13:32:10.941

P18 85 James ROBINSON Honda - claire palastanga ceramics

IDEAL LAP TIME : 1:45.410 BEST LAP TIME : 1:45.769 DIFFERENCE : 0.359

LAP	SECTOR 1	SECTOR 2	SECTOR 3	LAP TIME	MPH	DIFF	TIME OF DAY
1 -		***47.123***	25.161	1:53.498	77.18	7.729	13:25:09.878
2 -	***33.359***	47.275	25.135	***1:45.769*** **(1)**	***82.82***		***13:26:55.647***
3 -	34.021	47.231	25.437	1:46.689	82.10	0.920	13:28:42.336
4 -	33.396	47.886	***24.928***	1:46.210 **(2)**	82.47	0.441	13:30:28.546
5 -	33.581	47.253	25.427	1:46.261 **(3)**	82.43	0.492	13:32:14.807

P19 145 S Peter MOORE Suzuki - Curphs Cuttings

IDEAL LAP TIME : 1:45.030 BEST LAP TIME : 1:45.312 DIFFERENCE : 0.282

LAP	SECTOR 1	SECTOR 2	SECTOR 3	LAP TIME	MPH	DIFF	TIME OF DAY
1 -		48.141	***24.902***	1:54.504	76.50	9.192	13:25:10.884
2 -	33.418	47.827	25.090	1:46.335 **(3)**	82.37	1.023	13:26:57.219
3 -	***33.379***	46.933	25.000	***1:45.312*** **(1)**	***83.17***		***13:28:42.531***
4 -	33.810	48.192	25.049	1:47.051	81.82	1.739	13:30:29.582
5 -	33.465	***46.749***	25.234	1:45.448 **(2)**	83.07	0.136	13:32:15.030

Weather / Track : Cloudy / Dry

Brands Hatch GP
Circuit Length = 2.4332 miles
Start: 13:23 Flag 13:31 End: 13:33

BMCRC - MRO Championships 2016 - Rnd 8 @ Brands Hatch GP

EDlasia Formula 400 inc Sub 64

RACE 6 - SECTOR ANALYSIS

SECTOR 1 = FL to I1, SECTOR 2 = I1 to I2, SECTOR 3 = I2 to FL, DIFF = Difference To Personal Best Lap

P20 57 S Paul FISHER Kawasaki -

IDEAL LAP TIME : 1:45.204 BEST LAP TIME : 1:45.719 DIFFERENCE : 0.515

LAP	SECTOR 1	SECTOR 2	SECTOR 3	LAP TIME	MPH	DIFF	TIME OF DAY
1 -		48.348	***24.836***	1:54.063	76.79	8.344	13:25:10.443
2 -	***33.086***	47.581	25.052	***1:45.719*** **(1)**	***82.85***		***13:26:56.162***
3 -	33.652	47.365	25.216	1:46.233 **(2)**	82.45	0.514	13:28:42.395
4 -	33.621	48.281	25.040	1:46.942	81.91	1.223	13:30:29.337
5 -	34.159	***47.282***	24.993	1:46.434 **(3)**	82.30	0.715	13:32:15.771

P21 47 Allan CLARK Kawasaki - A Clark & Sons Builders

IDEAL LAP TIME : 1:45.134 BEST LAP TIME : 1:45.329 DIFFERENCE : 0.195

LAP	SECTOR 1	SECTOR 2	SECTOR 3	LAP TIME	MPH	DIFF	TIME OF DAY
1 -		48.342	25.297	1:56.177	75.40	10.848	13:25:12.557
2 -	33.699	47.659	24.969	1:46.327	82.38	0.998	13:26:58.884
3 -	33.431	***47.014***	24.884	***1:45.329*** **(1)**	***83.16***		***13:28:44.213***
4 -	***33.340***	47.565	24.901	1:45.806 **(2)**	82.79	0.477	13:30:30.019
5 -	33.931	47.176	***24.780***	1:45.887 **(3)**	82.72	0.558	13:32:15.906

P22 29 S Giles HARWOOD Yamaha -

IDEAL LAP TIME : 1:45.407 BEST LAP TIME : 1:45.945 DIFFERENCE : 0.538

LAP	SECTOR 1	SECTOR 2	SECTOR 3	LAP TIME	MPH	DIFF	TIME OF DAY
1 -		48.424	***24.930***	1:55.306	75.97	9.361	13:25:11.686
2 -	***33.298***	47.637	25.010	***1:45.945*** **(1)**	***82.68***		***13:26:57.631***
3 -	33.511	***47.179***	25.420	1:46.110 **(2)**	82.55	0.165	13:28:43.741
4 -	34.464	47.384	25.335	1:47.183	81.72	1.238	13:30:30.924
5 -	33.353	47.432	25.419	1:46.204 **(3)**	82.48	0.259	13:32:17.128

P23 58 Steve YOUNG Kawasaki - Cadmatic Engineering

IDEAL LAP TIME : 1:46.995 BEST LAP TIME : 1:47.743 DIFFERENCE : 0.748

LAP	SECTOR 1	SECTOR 2	SECTOR 3	LAP TIME	MPH	DIFF	TIME OF DAY
1 -		49.502	25.701	1:59.499	73.30	11.756	13:25:15.879
2 -	34.669	***47.699***	25.375	***1:47.743*** **(1)**	***81.30***		***13:27:03.622***
3 -	34.840	47.941	25.412	1:48.193 **(3)**	80.96	0.450	13:28:51.815
4 -	35.612	48.667	***25.371***	1:49.650	79.88	1.907	13:30:41.465
5 -	***33.925***	48.658	25.483	1:48.066 **(2)**	81.06	0.323	13:32:29.531

P24 77 S Ray PETTY Kawasaki - Gray Adams

IDEAL LAP TIME : 1:48.348 BEST LAP TIME : 1:48.735 DIFFERENCE : 0.387

LAP	SECTOR 1	SECTOR 2	SECTOR 3	LAP TIME	MPH	DIFF	TIME OF DAY
1 -		***48.630***	***25.637***	1:55.971	75.53	7.236	13:25:12.351
2 -	***34.081***	48.897	25.757	***1:48.735*** **(1)**	***80.56***		***13:27:01.086***
3 -	34.520	49.795	26.010	1:50.325 **(2)**	79.40	1.590	13:28:51.411
4 -	35.902	49.959	26.048	1:51.909 **(3)**	78.27	3.174	13:30:43.320
5 -	34.857	51.288	26.265	1:52.410	77.92	3.675	13:32:35.730

P25 88 Peter RANDALL Kawasaki -

IDEAL LAP TIME : 1:51.551 BEST LAP TIME : 1:52.106 DIFFERENCE : 0.555

LAP	SECTOR 1	SECTOR 2	SECTOR 3	LAP TIME	MPH	DIFF	TIME OF DAY
1 -		50.374	26.088	1:59.344	73.39	7.238	13:25:15.724
2 -	35.864	***50.244***	26.140	1:52.248 **(2)**	78.04	0.142	13:27:07.972
3 -	35.318	51.549	26.203	1:53.070 **(3)**	77.47	0.964	13:29:01.042
4 -	37.120	50.753	***26.021***	1:53.894	76.91	1.788	13:30:54.936
5 -	***35.286***	50.633	26.187	***1:52.106*** **(1)**	***78.13***		***13:32:47.042***

P26 38 S Michael WAKE Yamaha - Tony's Big Bikes

IDEAL LAP TIME : 1:51.534 BEST LAP TIME : 1:51.534 DIFFERENCE : 0.000

LAP	SECTOR 1	SECTOR 2	SECTOR 3	LAP TIME	MPH	DIFF	TIME OF DAY

Weather / Track : Cloudy / Dry

Brands Hatch GP
Circuit Length = 2.4332 miles
Start: 13:23 Flag 13:31 End: 13:33

BMCRC - MRO Championships 2016 - Rnd 8 @ Brands Hatch GP

EDIasia Formula 400 inc Sub 64

RACE 6 - SECTOR ANALYSIS

SECTOR 1 = FL to I1, SECTOR 2 = I1 to I2, SECTOR 3 = I2 to FL, DIFF = Difference To Personal Best Lap

1 -		51.089	26.573	2:01.010		72.38	9.476	13:25:17.390
2 -	35.457	50.729	27.081	1:53.267		77.33	1.733	13:27:10.657
3 -	35.567	50.648	26.691	1:52.906	**(2)**	77.58	1.372	13:29:03.563
4 -	35.630	50.970	26.597	1:53.197	**(3)**	77.38	1.663	13:30:56.760
5 -	***35.144***	***50.039***	***26.351***	***1:51.534***	**(1)**	***78.53***		***13:32:48.294***

P27 34 S Mark EWENS Yamaha -

IDEAL LAP TIME : 1:54.084 BEST LAP TIME : 1:54.320 DIFFERENCE : 0.236

LAP	SECTOR 1	SECTOR 2	SECTOR 3	LAP TIME		MPH	DIFF	TIME OF DAY
1 -		51.871	27.449	2:03.765		70.77	9.445	13:25:20.145
2 -	36.689	52.221	27.387	1:56.297	**(3)**	75.32	1.977	13:27:16.442
3 -	36.404	52.543	27.591	1:56.538		75.16	2.218	13:29:12.980
4 -	36.589	51.651	***27.024***	1:55.264	**(2)**	75.99	0.944	13:31:08.244
5 -	***35.889***	***51.171***	27.260	***1:54.320***	**(1)**	***76.62***		***13:33:02.564***

P28 52 Gary JARMAN Kawasaki - G & S Motorcycle tyres

IDEAL LAP TIME : 1:45.102 BEST LAP TIME : 1:46.963 DIFFERENCE : 1.861

LAP	SECTOR 1	SECTOR 2	SECTOR 3	LAP TIME		MPH	DIFF	TIME OF DAY
1 -		***47.162***	***24.481***	1:52.006	**(3)**	78.20	5.043	13:25:08.386
2 -	***33.459***	48.296	25.208	***1:46.963***	**(1)**	***81.89***		***13:26:55.349***
3 -	33.976	47.475	25.550	1:47.001	**(2)**	81.86	0.038	13:28:42.350

Weather / Track : Cloudy / Dry

Brands Hatch GP
Circuit Length = 2.4332 miles
Start: 13:23 Flag 13:31 End: 13:33

BMCRC - MRO Championships 2016 - Rnd 8 @ Brands Hatch GP

EDlasia Formula 400 inc Sub 64

RACE 6 - BEST SECTORS

	SECTOR 1			SECTOR 2			SECTOR 3			IDEAL / BEST COMPARISON					
POS	NO	NAME	TIME	NO	NAME	TIME	NO	NAME	TIME	POS	NO	NAME	IDEAL	BEST	DIFF
												PERFECT LAP	1:37.586		
1	48	WELSH	30.750	14	BURRAGE	43.666	1	RUTH	23.170	1	48	WELSH	1:37.887	1:38.258	0.371
2	14	BURRAGE	30.880	114	SMITH	43.746	48	WELSH	23.280	2	14	BURRAGE	1:37.961	1:38.051	0.090
3	3	HENNING	31.036	1	RUTH	43.753	2	GILL	23.281	3	1	RUTH	1:38.007	1:38.333	0.326
4	1	RUTH	31.084	48	WELSH	43.857	14	BURRAGE	23.415	4	114	SMITH	1:38.426	1:38.526	0.100
5	114	SMITH	31.123	2	GILL	44.046	51	JARMAN	23.464	5	2	GILL	1:38.616	1:38.806	0.190
6	2	GILL	31.289	3	HENNING	44.324	86	SCOTT	23.550	6	3	HENNING	1:38.949	1:39.146	0.197
7	86	SCOTT	31.338	51	JARMAN	44.460	114	SMITH	23.557	7	86	SCOTT	1:39.364	1:39.509	0.145
8	51	JARMAN	31.461	86	SCOTT	44.476	3	HENNING	23.589	8	51	JARMAN	1:39.385	1:39.464	0.079
9	46	ROWLINGS	31.559	78	POVAH	44.652	78	POVAH	23.685	9	78	POVAH	1:40.046	1:40.538	0.492
10	78	POVAH	31.709	46	ROWLINGS	44.705	46	ROWLINGS	24.036	10	46	ROWLINGS	1:40.300	1:40.300	0.000
11	33	JOHNSTONE	32.467	69	MASTERS	45.948	127	GREEN	24.179	11	69	MASTERS	1:42.657	1:43.151	0.494
12	69	MASTERS	32.480	127	GREEN	46.082	69	MASTERS	24.229	12	127	GREEN	1:43.128	1:43.208	0.080
13	23	EVANS	32.483	8	CORKETT	46.293	52	JARMAN	24.481	13	23	EVANS	1:43.473	1:43.520	0.047
14	8	CORKETT	32.749	45	THOMPSON	46.343	23	EVANS	24.580	14	8	CORKETT	1:43.715	1:43.748	0.033
15	127	GREEN	32.867	23	EVANS	46.410	45	THOMPSON	24.611	15	45	THOMPSON	1:44.003	1:44.180	0.177
16	45	THOMPSON	33.049	145	MOORE	46.749	8	CORKETT	24.673	16	33	JOHNSTONE	1:44.142	1:44.572	0.430
17	57	FISHER	33.086	33	JOHNSTONE	46.827	47	CLARK	24.780	17	22	HARVIEK	1:44.910	1:45.228	0.318
18	22	HARVIEK	33.097	22	HARVIEK	46.976	57	FISHER	24.836	18	145	MOORE	1:45.030	1:45.312	0.282
19	29	HARWOOD	33.298	47	CLARK	47.014	22	HARVIEK	24.837	19	52	JARMAN	1:45.102	1:46.963	1.861
20	47	CLARK	33.340	85	ROBINSON	47.123	33	JOHNSTONE	24.848	20	47	CLARK	1:45.134	1:45.329	0.195
21	85	ROBINSON	33.359	52	JARMAN	47.162	145	MOORE	24.902	21	57	FISHER	1:45.204	1:45.719	0.515
22	145	MOORE	33.379	29	HARWOOD	47.179	85	ROBINSON	24.928	22	29	HARWOOD	1:45.407	1:45.945	0.538
23	52	JARMAN	33.459	57	FISHER	47.282	29	HARWOOD	24.930	23	85	ROBINSON	1:45.410	1:45.769	0.359
24	58	YOUNG	33.925	58	YOUNG	47.699	58	YOUNG	25.371	24	58	YOUNG	1:46.995	1:47.743	0.748
25	77	PETTY	34.081	77	PETTY	48.630	77	PETTY	25.637	25	77	PETTY	1:48.348	1:48.735	0.387
26	38	WAKE	35.144	38	WAKE	50.039	88	RANDALL	26.021	26	38	WAKE	1:51.534	1:51.534	0.000
27	88	RANDALL	35.286	88	RANDALL	50.244	38	WAKE	26.351	27	88	RANDALL	1:51.551	1:52.106	0.555
28	34	EWENS	35.889	34	EWENS	51.171	34	EWENS	27.024	28	34	EWENS	1:54.084	1:54.320	0.236
29															

Weather / Track : Cloudy / Dry

Brands Hatch GP
Circuit Length = 2.4332 miles
Start: 13:23 Flag 13:31 End: 13:33

Results can be found at www.tsl-timing.com

Printed - 13:34 Sunday, 21 August 2016

BMCRC - MRO Championships 2016 - Rnd 8 @ Brands Hatch GP

EDIasia Formula 400 inc Sub 64

RACE 17 - CLASSIFICATION

POS	NO	CL	PIC	NAME	ENTRY	LAPS	TIME	GAP	DIFF	MPH	BEST	ON
1	**14**		1	Chris BURRAGE	Kawasaki - Seton tuning	**5**	8:15.951			88.31	**1:37.815**	4
2	**114**		2	Gary SMITH	Kawasaki - SDC/Mike Smith Tuning	**5**	8:20.563	**4.612**	4.612	87.49	**1:39.069**	5
3	**1**		3	Dan RUTH	Kawasaki - Richard Ruth	**5**	8:20.638	**4.687**	0.075	87.48	**1:38.961**	2
4	**2**		4	Andrew GILL	Kawasaki - RMKD Racing	**5**	8:21.751	**5.800**	1.113	87.29	**1:39.008**	3
5	**3**		5	Gary HENNING	Kawasaki - SGT motorcycles	**5**	8:23.246	**7.295**	1.495	87.03	**1:39.144**	3
6	**51**		6	Emma JARMAN	Kawasaki - Mum & Dad, EDIAsia and CommunityUk	**5**	8:26.100	**10.149**	2.854	86.54	**1:39.738**	3
7	**78**		7	Keith POVAH	Kawasaki - www.78Plate.com & SUBVERT BoardSt	**5**	8:26.203	**10.252**	0.103	86.52	**1:39.871**	5
8	**86**		8	Mathew SCOTT	Kawasaki -	**5**	8:29.467	**13.516**	3.264	85.97	**1:40.025**	5
9	**46**	S	1	Harry ROWLINGS	Kawasaki -	**5**	8:32.291	**16.340**	2.824	85.49	**1:39.962**	5
10	**69**	S	2	Bob MASTERS	Honda -	**5**	8:37.490	**21.539**	5.199	84.63	**1:41.794**	3
11	**45**		9	Mark THOMPSON	Kawasaki - Flintstone Tyres / David Simon Tuning	**5**	8:43.690	**27.739**	6.200	83.63	**1:42.494**	3
12	**127**		10	Adam GREEN	Kawasaki - Royal Air Force Motorsport Association	**5**	8:44.990	**29.039**	1.300	83.42	**1:43.196**	2
13	**8**	S	3	Darren CORKETT	Honda - Jackson & Phillips	**5**	8:45.001	**29.050**	0.011	83.42	**1:43.689**	3
14	**13**	S	4	Doug EDMONDSON	Yamaha - Wave Racing Developments	**5**	8:49.891	**33.940**	4.890	82.65	**1:43.402**	5
15	**23**	S	5	Tham EVANS	Honda - Vanilla Electronics	**5**	8:51.988	**36.037**	2.097	82.33	**1:44.061**	3
16	**85**		11	James ROBINSON	Honda - claire palastanga ceramics	**5**	8:56.480	**40.529**	4.492	81.64	**1:45.279**	5
17	**57**	S	6	Paul FISHER	Kawasaki -	**5**	8:56.705	**40.754**	0.225	81.60	**1:45.460**	2
18	**33**	S	7	Carl JOHNSTONE	Yamaha - EDIasia	**5**	8:59.198	**43.247**	2.493	81.23	**1:46.066**	2
19	**47**		12	Allan CLARK	Kawasaki - A Clark & Sons Builders	**5**	9:00.145	**44.194**	0.947	81.08	**1:45.510**	5
20	**29**	S	8	Giles HARWOOD	Yamaha -	**5**	9:07.128	**51.177**	6.983	80.05	**1:47.008**	5
21	**22**	S	9	Dave HARVIEK	Kawasaki - SW Roofing Group	**5**	9:10.272	**54.321**	3.144	79.59	**1:48.066**	2
22	**77**	S	10	Ray PETTY	Kawasaki - Gray Adams	**5**	9:12.202	**56.251**	1.930	79.31	**1:47.821**	2
23	**58**		13	Steve YOUNG	Kawasaki - Cadmatic Engineering	**5**	9:18.214	**1:02.263**	6.012	78.46	**1:48.454**	4
24	**88**		14	Peter RANDALL	Kawasaki -	**5**	9:21.109	**1:05.158**	2.895	78.05	**1:50.282**	4
25	**38**	S	11	Michael WAKE	Yamaha - Tony's Big Bikes	**5**	9:35.132	**1:19.181**	14.023	76.15	**1:53.164**	2
					NOT CLASSIFIED							
DNF	**48**			Richie WELSH	Yamaha - EDEN'S BABY EXPERIENCES	**1**	1:46.451	**4 Laps**	4 Laps	82.28	**1:46.451**	1

FASTEST LAP

14		Chris BURRAGE	Kawasaki - Seton tuning	**4**	1:37.815	89.55 mph	144.12 kph
46	S	Harry ROWLINGS	Kawasaki -	**5**	1:39.962	87.63 mph	141.02 kph

Class - 90% of Race Speed = 79.47 mph
Class S - 90% of Race Speed = 76.94 mph

Brands Hatch GP
Circuit Length = 2.4332 miles
Start: 16:14 Flag 16:22 End: 16:24

Weather / Track : Cloudy / Dry
These results are provisional until the conclusion of any judicial and technical matters.

Clerk Of Course :		Timekeeper :

Results can be found at www.tsl-timing.com

Printed - 16:24 Sunday, 21 August 2016

BMCRC - MRO Championships 2016 - Rnd 8 @ Brands Hatch GP

EDlasia Formula 400 inc Sub 64

RACE 17 - LAP CHART

LAP 1 @ 16:16:21.954

NO	BEHIND	LAP TIME
14		1:43.161
114	0.885	1:44.046
2	1.033	1:44.194
1	1.298	1:44.459
3	1.942	1:45.103
78	2.918	1:46.079
86	3.208	1:46.369
48	3.290	1:46.451
51	3.689	1:46.850
46	4.683	1:47.844
69	4.793	1:47.954
8	5.604	1:48.765
127	7.016	1:50.177
33	8.156	1:51.317
45	8.234	1:51.395
23	8.264	1:51.425
57	9.127	1:52.288
85	9.145	1:52.306
13	10.859	1:54.020
22	12.444	1:55.605
29	12.761	1:55.922
47	12.806	1:55.967
88	14.500	1:57.661
77	14.746	1:57.907
58	14.995	1:58.156
38	17.536	2:00.697

LAP 2 @ 16:18:00.226

NO	BEHIND	LAP TIME
14		1:38.272
114	1.869	1:39.256
1	1.987	1:38.961
2	2.453	1:39.692
3	2.996	1:39.326
78	4.847	1:40.201
51	5.181	1:39.764
86	7.188	1:42.252
46	9.447	1:43.036
69	9.556	1:43.035
8	11.200	1:43.868
127	11.940	1:43.196
45	13.838	1:43.876
33	15.950	1:46.066
23	16.010	1:46.018
57	16.315	1:45.460
13	16.881	1:44.294
85	17.184	1:46.311
47	21.930	1:47.396
22	22.238	1:48.066
29	22.852	1:48.363
77	24.295	1:47.821
88	27.531	1:51.303
58	28.517	1:51.794
38	32.428	1:53.164

LAP 3 @ 16:19:38.822

NO	BEHIND	LAP TIME
14		1:38.596
114	2.373	1:39.100
1	2.458	1:39.067
2	2.865	1:39.008
3	3.544	1:39.144
78	6.137	1:39.886
51	6.323	1:39.738
86	9.275	1:40.683
46	11.858	1:41.007
69	12.754	1:41.794
8	16.293	1:43.689
127	17.603	1:44.259
45	17.736	1:42.494
23	21.475	1:44.061
13	22.418	1:44.133
57	23.462	1:45.743
85	24.865	1:46.277
33	25.185	1:47.831
47	29.027	1:45.693
22	32.430	1:48.788
29	32.765	1:48.509
77	34.834	1:49.135
88	39.493	1:50.558
58	39.543	1:49.622
38	47.221	1:53.389

LAP 4 @ 16:21:16.637

NO	BEHIND	LAP TIME
14		1:37.815
114	3.650	1:39.092
1	3.730	1:39.087
2	4.180	1:39.130
3	5.841	1:40.112
51	8.456	1:39.948
78	8.488	1:40.166
86	11.598	1:40.138
46	14.485	1:40.442
69	17.175	1:42.236
8	22.913	1:44.435
45	23.339	1:43.418
127	23.401	1:43.613
13	28.645	1:44.042
23	28.853	1:45.193
57	32.823	1:47.176
85	33.357	1:46.307
33	34.493	1:47.123
47	36.791	1:45.579
29	42.276	1:47.326
22	43.754	1:49.139
77	45.913	1:48.894
58	50.182	1:48.454
88	51.960	1:50.282
38	1:03.550	1:54.144

LAP 5 @ 16:22:54.744

NO	BEHIND	LAP TIME
14		1:38.107
114	4.612	1:39.069
1	4.687	1:39.064
2	5.800	1:39.727
3	7.295	1:39.561
51	10.149	1:39.800
78	10.252	1:39.871
86	13.516	1:40.025
46	16.340	1:39.962
69	21.539	1:42.471
45	27.739	1:42.507
127	29.039	1:43.745
8	29.050	1:44.244
13	33.940	1:43.402
23	36.037	1:45.291
85	40.529	1:45.279
57	40.754	1:46.038
33	43.247	1:46.861
47	44.194	1:45.510
29	51.177	1:47.008
22	54.321	1:48.674
77	56.251	1:48.445
58	1:02.263	1:50.188
88	1:05.158	1:51.305
38	1:19.181	1:53.738

Weather / Track : Cloudy / Dry

Brands Hatch GP
Circuit Length = 2.4332 miles
Start: 16:14 Flag 16:22 End: 16:24

Results can be found at www.tsl-timing.com

Printed - 16:25 Sunday, 21 August 2016

BMCRC - MRO Championships 2016 - Rnd 8 @ Brands Hatch GP

EDIasia Formula 400 inc Sub 64

RACE 17 - SECTOR ANALYSIS

SECTOR 1 = FL to I1, SECTOR 2 = I1 to I2, SECTOR 3 = I2 to FL, DIFF = Difference To Personal Best Lap

P1 14 Chris BURRAGE Kawasaki - Seton tuning

IDEAL LAP TIME : 1:37.700 BEST LAP TIME : 1:37.815 DIFFERENCE : 0.115

LAP	SECTOR 1	SECTOR 2	SECTOR 3	LAP TIME	MPH	DIFF	TIME OF DAY
1 -		44.303	23.417	1:43.161	84.91	5.346	16:16:21.954
2 -	30.913	43.864	23.495	1:38.272 (3)	89.13	0.457	16:18:00.226
3 -	31.057	44.079	23.460	1:38.596	88.84	0.781	16:19:38.822
4 -	***30.911***	***43.406***	23.498	***1:37.815 (1)***	***89.55***		***16:21:16.637***
5 -	31.025	43.699	***23.383***	1:38.107 (2)	89.28	0.292	16:22:54.744

P2 114 Gary SMITH Kawasaki - SDC/Mike Smith Tuning

IDEAL LAP TIME : 1:38.934 BEST LAP TIME : 1:39.069 DIFFERENCE : 0.135

LAP	SECTOR 1	SECTOR 2	SECTOR 3	LAP TIME	MPH	DIFF	TIME OF DAY
1 -		44.172	23.734	1:44.046	84.19	4.977	16:16:22.839
2 -	31.444	44.029	23.783	1:39.256	88.25	0.187	16:18:02.095
3 -	31.373	44.011	23.716	1:39.100 (3)	88.39	0.031	16:19:41.195
4 -	***31.325***	***43.970***	23.797	1:39.092 (2)	88.40	0.023	16:21:20.287
5 -	31.453	43.977	***23.639***	***1:39.069 (1)***	***88.42***		***16:22:59.356***

P3 1 Dan RUTH Kawasaki - Richard Ruth

IDEAL LAP TIME : 1:38.701 BEST LAP TIME : 1:38.961 DIFFERENCE : 0.260

LAP	SECTOR 1	SECTOR 2	SECTOR 3	LAP TIME	MPH	DIFF	TIME OF DAY
1 -		44.231	***23.369***	1:44.459	83.85	5.498	16:16:23.252
2 -	***31.334***	44.072	23.555	***1:38.961 (1)***	***88.51***		***16:18:02.213***
3 -	31.458	44.033	23.576	1:39.067 (3)	88.42	0.106	16:19:41.280
4 -	31.442	***43.998***	23.647	1:39.087	88.40	0.126	16:21:20.367
5 -	31.566	44.044	23.454	1:39.064 (2)	88.42	0.103	16:22:59.431

P4 2 Andrew GILL Kawasaki - RMKD Racing

IDEAL LAP TIME : 1:38.798 BEST LAP TIME : 1:39.008 DIFFERENCE : 0.210

LAP	SECTOR 1	SECTOR 2	SECTOR 3	LAP TIME	MPH	DIFF	TIME OF DAY
1 -		44.257	23.475	1:44.194	84.07	5.186	16:16:22.987
2 -	31.505	44.661	23.526	1:39.692 (3)	87.86	0.684	16:18:02.679
3 -	31.427	***44.163***	***23.418***	***1:39.008 (1)***	***88.47***		***16:19:41.687***
4 -	31.321	44.373	23.436	1:39.130 (2)	88.36	0.122	16:21:20.817
5 -	***31.217***	44.953	23.557	1:39.727	87.83	0.719	16:23:00.544

P5 3 Gary HENNING Kawasaki - SGT motorcycles

IDEAL LAP TIME : 1:38.759 BEST LAP TIME : 1:39.144 DIFFERENCE : 0.385

LAP	SECTOR 1	SECTOR 2	SECTOR 3	LAP TIME	MPH	DIFF	TIME OF DAY
1 -		44.373	23.644	1:45.103	83.34	5.959	16:16:23.896
2 -	***31.183***	44.304	23.839	1:39.326 (2)	88.19	0.182	16:18:03.222
3 -	31.568	***44.078***	***23.498***	***1:39.144 (1)***	***88.35***		***16:19:42.366***
4 -	32.149	44.419	23.544	1:40.112	87.50	0.968	16:21:22.478
5 -	31.370	44.407	23.784	1:39.561 (3)	87.98	0.417	16:23:02.039

P6 51 Emma JARMAN Kawasaki - Mum & Dad, EDIAsia and CommunityUK

IDEAL LAP TIME : 1:39.179 BEST LAP TIME : 1:39.738 DIFFERENCE : 0.559

LAP	SECTOR 1	SECTOR 2	SECTOR 3	LAP TIME	MPH	DIFF	TIME OF DAY
1 -		45.135	23.781	1:46.850	81.98	7.112	16:16:25.643
2 -	31.507	***44.239***	24.018	1:39.764 (2)	87.80	0.026	16:18:05.407
3 -	31.747	44.376	***23.615***	***1:39.738 (1)***	***87.82***		***16:19:45.145***
4 -	31.557	44.705	23.686	1:39.948	87.64	0.210	16:21:25.093
5 -	***31.325***	44.565	23.910	1:39.800 (3)	87.77	0.062	16:23:04.893

P7 78 Keith POVAH Kawasaki - www.78Plate.com & SUBVERT BoardStore.com

IDEAL LAP TIME : 1:39.512 BEST LAP TIME : 1:39.871 DIFFERENCE : 0.359

LAP	SECTOR 1	SECTOR 2	SECTOR 3	LAP TIME	MPH	DIFF	TIME OF DAY

Weather / Track : Cloudy / Dry

Brands Hatch GP
Circuit Length = 2.4332 miles
Start: 16:14 Flag 16:22 End: 16:24

BMCRC - MRO Championships 2016 - Rnd 8 @ Brands Hatch GP

EDlasia Formula 400 inc Sub 64

RACE 17 - SECTOR ANALYSIS

SECTOR 1 = FL to I1, SECTOR 2 = I1 to I2, SECTOR 3 = I2 to FL, DIFF = Difference To Personal Best Lap

1 -		45.116	***23.550***	1:46.079		82.57	6.208	16:16:24.872
2 -	31.532	44.937	23.732	1:40.201		87.42	0.330	16:18:05.073
3 -	31.723	44.531	23.632	1:39.886	**(2)**	87.69	0.015	16:19:44.959
4 -	***31.515***	44.657	23.994	1:40.166	**(3)**	87.45	0.295	16:21:25.125
5 -	31.654	***44.447***	23.770	***1:39.871***	**(1)**	***87.71***		***16:23:04.996***

P8 86 Mathew SCOTT Kawasaki -

IDEAL LAP TIME : 1:39.739 BEST LAP TIME : 1:40.025 DIFFERENCE : 0.286

LAP	SECTOR 1	SECTOR 2	SECTOR 3	LAP TIME		MPH	DIFF	TIME OF DAY
1 -		45.417	***23.614***	1:46.369		82.35	6.344	16:16:25.162
2 -	31.679	45.222	25.351	1:42.252		85.66	2.227	16:18:07.414
3 -	31.934	44.822	23.927	1:40.683	**(3)**	87.00	0.658	16:19:48.097
4 -	31.681	***44.638***	23.819	1:40.138	**(2)**	87.47	0.113	16:21:28.235
5 -	***31.487***	44.780	23.758	***1:40.025***	**(1)**	***87.57***		***16:23:08.260***

P9 46 S Harry ROWLINGS Kawasaki -

IDEAL LAP TIME : 1:39.962 BEST LAP TIME : 1:39.962 DIFFERENCE : 0.000

LAP	SECTOR 1	SECTOR 2	SECTOR 3	LAP TIME		MPH	DIFF	TIME OF DAY
1 -		45.359	24.226	1:47.844		81.22	7.882	16:16:26.637
2 -	32.604	45.791	24.641	1:43.036		85.01	3.074	16:18:09.673
3 -	31.556	45.383	24.068	1:41.007	**(3)**	86.72	1.045	16:19:50.680
4 -	31.519	44.944	23.979	1:40.442	**(2)**	87.21	0.480	16:21:31.122
5 -	***31.244***	***44.848***	***23.870***	***1:39.962***	**(1)**	***87.63***		***16:23:11.084***

P10 69 S Bob MASTERS Honda -

IDEAL LAP TIME : 1:41.645 BEST LAP TIME : 1:41.794 DIFFERENCE : 0.149

LAP	SECTOR 1	SECTOR 2	SECTOR 3	LAP TIME		MPH	DIFF	TIME OF DAY
1 -		45.503	***24.072***	1:47.954		81.14	6.160	16:16:26.747
2 -	32.601	46.039	24.395	1:43.035		85.01	1.241	16:18:09.782
3 -	***32.257***	***45.316***	24.221	***1:41.794***	**(1)**	***86.05***		***16:19:51.576***
4 -	32.514	45.592	24.130	1:42.236	**(2)**	85.68	0.442	16:21:33.812
5 -	32.354	45.914	24.203	1:42.471	**(3)**	85.48	0.677	16:23:16.283

P11 45 Mark THOMPSON Kawasaki - Flintstone Tyres / David Simon Tuning

IDEAL LAP TIME : 1:42.267 BEST LAP TIME : 1:42.494 DIFFERENCE : 0.227

LAP	SECTOR 1	SECTOR 2	SECTOR 3	LAP TIME		MPH	DIFF	TIME OF DAY
1 -		46.596	24.625	1:51.395		78.63	8.901	16:16:30.188
2 -	32.855	46.691	24.330	1:43.876		84.32	1.382	16:18:14.064
3 -	32.641	***45.625***	***24.228***	***1:42.494***	**(1)**	***85.46***		***16:19:56.558***
4 -	33.418	45.750	24.250	1:43.418	**(3)**	84.70	0.924	16:21:39.976
5 -	***32.414***	45.777	24.316	1:42.507	**(2)**	85.45	0.013	16:23:22.483

P12 127 Adam GREEN Kawasaki - Royal Air Force Motorsport Association

IDEAL LAP TIME : 1:42.788 BEST LAP TIME : 1:43.196 DIFFERENCE : 0.408

LAP	SECTOR 1	SECTOR 2	SECTOR 3	LAP TIME		MPH	DIFF	TIME OF DAY
1 -		46.346	***24.142***	1:50.177		79.50	6.981	16:16:28.970
2 -	***32.732***	46.116	24.348	***1:43.196***	**(1)**	***84.88***		***16:18:12.166***
3 -	33.185	46.745	24.329	1:44.259		84.02	1.063	16:19:56.425
4 -	33.091	45.986	24.536	1:43.613	**(2)**	84.54	0.417	16:21:40.038
5 -	33.115	***45.914***	24.716	1:43.745	**(3)**	84.43	0.549	16:23:23.783

P13 8 S Darren CORKETT Honda - Jackson & Phillips

IDEAL LAP TIME : 1:42.710 BEST LAP TIME : 1:43.689 DIFFERENCE : 0.979

LAP	SECTOR 1	SECTOR 2	SECTOR 3	LAP TIME		MPH	DIFF	TIME OF DAY
1 -		***45.514***	***24.422***	1:48.765		80.53	5.076	16:16:27.558
2 -	33.179	45.986	24.703	1:43.868	**(2)**	84.33	0.179	16:18:11.426
3 -	***32.774***	46.243	24.672	***1:43.689***	**(1)**	***84.48***		***16:19:55.115***
4 -	33.132	46.471	24.832	1:44.435		83.87	0.746	16:21:39.550

Brands Hatch GP
Circuit Length = 2.4332 miles
Start: 16:14 Flag 16:22 End: 16:24

Weather / Track : Cloudy / Dry

BMCRC - MRO Championships 2016 - Rnd 8 @ Brands Hatch GP

EDIasia Formula 400 inc Sub 64

RACE 17 - SECTOR ANALYSIS

SECTOR 1 = FL to I1, SECTOR 2 = I1 to I2, SECTOR 3 = I2 to FL, DIFF = Difference To Personal Best Lap

5 -	32.974	46.746	24.524	1:44.244 (3)	84.03	0.555	16:23:23.794

P14 13 S Doug EDMONDSON Yamaha - Wave Racing Developments

IDEAL LAP TIME : 1:43.213 BEST LAP TIME : 1:43.402 DIFFERENCE : 0.189

LAP	SECTOR 1	SECTOR 2	SECTOR 3	LAP TIME	MPH	DIFF	TIME OF DAY
1 -		47.686	25.138	1:54.020	76.82	10.618	16:16:32.813
2 -	32.795	46.443	25.056	1:44.294	83.99	0.892	16:18:17.107
3 -	32.871	46.414	24.848	1:44.133 (3)	84.12	0.731	16:20:01.240
4 -	***32.323***	46.564	25.155	1:44.042 (2)	84.19	0.640	16:21:45.282
5 -	32.512	***46.141***	***24.749***	***1:43.402 (1)***	***84.71***		***16:23:28.684***

P15 23 S Tham EVANS Honda - Vanilla Electronics

IDEAL LAP TIME : 1:44.005 BEST LAP TIME : 1:44.061 DIFFERENCE : 0.056

LAP	SECTOR 1	SECTOR 2	SECTOR 3	LAP TIME	MPH	DIFF	TIME OF DAY
1 -		46.736	25.007	1:51.425	78.61	7.364	16:16:30.218
2 -	33.299	47.874	24.845	1:46.018	82.62	1.957	16:18:16.236
3 -	33.136	***46.407***	***24.518***	***1:44.061 (1)***	***84.17***		***16:20:00.297***
4 -	***33.080***	46.692	25.421	1:45.193 (2)	83.27	1.132	16:21:45.490
5 -	33.711	46.727	24.853	1:45.291 (3)	83.19	1.230	16:23:30.781

P16 85 James ROBINSON Honda - claire palastanga ceramics

IDEAL LAP TIME : 1:44.834 BEST LAP TIME : 1:45.279 DIFFERENCE : 0.445

LAP	SECTOR 1	SECTOR 2	SECTOR 3	LAP TIME	MPH	DIFF	TIME OF DAY
1 -		***46.671***	25.197	1:52.306	77.99	7.027	16:16:31.099
2 -	34.187	46.745	25.379	1:46.311	82.39	1.032	16:18:17.410
3 -	33.723	47.315	25.239	1:46.277 (2)	82.42	0.998	16:20:03.687
4 -	***33.312***	47.549	25.446	1:46.307 (3)	82.40	1.028	16:21:49.994
5 -	33.478	46.950	***24.851***	***1:45.279 (1)***	***83.20***		***16:23:35.273***

P17 57 S Paul FISHER Kawasaki -

IDEAL LAP TIME : 1:44.721 BEST LAP TIME : 1:45.460 DIFFERENCE : 0.739

LAP	SECTOR 1	SECTOR 2	SECTOR 3	LAP TIME	MPH	DIFF	TIME OF DAY
1 -		***46.560***	24.810	1:52.288	78.01	6.828	16:16:31.081
2 -	33.600	47.034	24.826	***1:45.460 (1)***	***83.06***		***16:18:16.541***
3 -	***33.559***	47.368	24.816	1:45.743 (2)	82.84	0.283	16:20:02.284
4 -	34.340	47.698	25.138	1:47.176	81.73	1.716	16:21:49.460
5 -	33.713	47.723	***24.602***	1:46.038 (3)	82.61	0.578	16:23:35.498

P18 33 S Carl JOHNSTONE Yamaha - EDIasia

IDEAL LAP TIME : 1:45.187 BEST LAP TIME : 1:46.066 DIFFERENCE : 0.879

LAP	SECTOR 1	SECTOR 2	SECTOR 3	LAP TIME	MPH	DIFF	TIME OF DAY
1 -		***46.967***	25.213	1:51.317	78.69	5.251	16:16:30.110
2 -	***33.159***	47.846	***25.061***	***1:46.066 (1)***	***82.58***		***16:18:16.176***
3 -	33.953	48.174	25.704	1:47.831	81.23	1.765	16:20:04.007
4 -	33.558	47.857	25.708	1:47.123 (3)	81.77	1.057	16:21:51.130
5 -	33.782	47.683	25.396	1:46.861 (2)	81.97	0.795	16:23:37.991

P19 47 Allan CLARK Kawasaki - A Clark & Sons Builders

IDEAL LAP TIME : 1:45.173 BEST LAP TIME : 1:45.510 DIFFERENCE : 0.337

LAP	SECTOR 1	SECTOR 2	SECTOR 3	LAP TIME	MPH	DIFF	TIME OF DAY
1 -		48.923	25.442	1:55.967	75.53	10.457	16:16:34.760
2 -	33.940	48.460	24.996	1:47.396	81.56	1.886	16:18:22.156
3 -	33.132	***47.295***	25.266	1:45.693 (3)	82.88	0.183	16:20:07.849
4 -	***33.044***	47.584	24.951	1:45.579 (2)	82.96	0.069	16:21:53.428
5 -	33.261	47.415	***24.834***	***1:45.510 (1)***	***83.02***		***16:23:38.938***

Weather / Track : Cloudy / Dry

Brands Hatch GP
Circuit Length = 2.4332 miles
Start: 16:14 Flag 16:22 End: 16:24

BMCRC - MRO Championships 2016 - Rnd 8 @ Brands Hatch GP

EDlasia Formula 400 inc Sub 64

RACE 17 - SECTOR ANALYSIS

SECTOR 1 = FL to I1, SECTOR 2 = I1 to I2, SECTOR 3 = I2 to FL, DIFF = Difference To Personal Best Lap

P20 29 S Giles HARWOOD Yamaha -

IDEAL LAP TIME : 1:46.838 BEST LAP TIME : 1:47.008 DIFFERENCE : 0.170

LAP	SECTOR 1	SECTOR 2	SECTOR 3	LAP TIME	MPH	DIFF	TIME OF DAY
1 -		48.491	25.638	1:55.922	75.56	8.914	16:16:34.715
2 -	34.231	48.461	25.671	1:48.363 (3)	80.83	1.355	16:18:23.078
3 -	***33.755***	48.812	25.942	1:48.509	80.72	1.501	16:20:11.587
4 -	33.884	***47.785***	25.657	1:47.326 (2)	81.61	0.318	16:21:58.913
5 -	33.905	47.805	***25.298***	***1:47.008 (1)***	***81.86***		***16:23:45.921***

P21 22 S Dave HARVIEK Kawasaki - SW Roofing Group

IDEAL LAP TIME : 1:47.793 BEST LAP TIME : 1:48.066 DIFFERENCE : 0.273

LAP	SECTOR 1	SECTOR 2	SECTOR 3	LAP TIME	MPH	DIFF	TIME OF DAY
1 -		48.890	***25.502***	1:55.605	75.77	7.539	16:16:34.398
2 -	***34.054***	48.425	25.587	***1:48.066 (1)***	***81.06***		***16:18:22.464***
3 -	34.184	48.830	25.774	1:48.788 (3)	80.52	0.722	16:20:11.252
4 -	34.925	***48.237***	25.977	1:49.139	80.26	1.073	16:22:00.391
5 -	34.531	48.514	25.629	1:48.674 (2)	80.60	0.608	16:23:49.065

P22 77 S Ray PETTY Kawasaki - Gray Adams

IDEAL LAP TIME : 1:47.616 BEST LAP TIME : 1:47.821 DIFFERENCE : 0.205

LAP	SECTOR 1	SECTOR 2	SECTOR 3	LAP TIME	MPH	DIFF	TIME OF DAY
1 -		49.506	25.739	1:57.907	74.29	10.086	16:16:36.700
2 -	34.267	***48.011***	25.543	***1:47.821 (1)***	***81.24***		***16:18:24.521***
3 -	34.686	48.727	25.722	1:49.135	80.26	1.314	16:20:13.656
4 -	34.458	49.011	25.425	1:48.894 (3)	80.44	1.073	16:22:02.550
5 -	***34.190***	48.840	***25.415***	1:48.445 (2)	80.77	0.624	16:23:50.995

P23 58 Steve YOUNG Kawasaki - Cadmatic Engineering

IDEAL LAP TIME : 1:48.453 BEST LAP TIME : 1:48.454 DIFFERENCE : 0.001

LAP	SECTOR 1	SECTOR 2	SECTOR 3	LAP TIME	MPH	DIFF	TIME OF DAY
1 -		49.468	25.677	1:58.156	74.13	9.702	16:16:36.949
2 -	35.415	49.698	26.681	1:51.794	78.35	3.340	16:18:28.743
3 -	34.761	49.461	***25.400***	1:49.622 (2)	79.90	1.168	16:20:18.365
4 -	***34.479***	***48.574***	25.401	***1:48.454 (1)***	***80.77***		***16:22:06.819***
5 -	34.807	49.957	25.424	1:50.188 (3)	79.49	1.734	16:23:57.007

P24 88 Peter RANDALL Kawasaki -

IDEAL LAP TIME : 1:50.247 BEST LAP TIME : 1:50.282 DIFFERENCE : 0.035

LAP	SECTOR 1	SECTOR 2	SECTOR 3	LAP TIME	MPH	DIFF	TIME OF DAY
1 -		49.492	25.838	1:57.661	74.44	7.379	16:16:36.454
2 -	35.493	49.806	26.004	1:51.303 (3)	78.70	1.021	16:18:27.757
3 -	***35.206***	49.559	25.793	1:50.558 (2)	79.23	0.276	16:20:18.315
4 -	35.241	***49.257***	***25.784***	***1:50.282 (1)***	***79.43***		***16:22:08.597***
5 -	35.457	49.699	26.149	1:51.305	78.70	1.023	16:23:59.902

P25 38 S Michael WAKE Yamaha - Tony's Big Bikes

IDEAL LAP TIME : 1:52.340 BEST LAP TIME : 1:53.164 DIFFERENCE : 0.824

LAP	SECTOR 1	SECTOR 2	SECTOR 3	LAP TIME	MPH	DIFF	TIME OF DAY
1 -		***50.230***	26.841	2:00.697	72.57	7.533	16:16:39.490
2 -	35.368	50.844	26.952	***1:53.164 (1)***	***77.40***		***16:18:32.654***
3 -	***35.282***	51.178	26.929	1:53.389 (2)	77.25	0.225	16:20:26.043
4 -	35.932	51.384	***26.828***	1:54.144	76.74	0.980	16:22:20.187
5 -	35.773	50.960	27.005	1:53.738 (3)	77.01	0.574	16:24:13.925

P26 48 Richie WELSH Yamaha - EDEN'S BABY EXPERIENCES

IDEAL LAP TIME : 1:40.057 BEST LAP TIME : 1:46.451 DIFFERENCE : 6.394

LAP	SECTOR 1	SECTOR 2	SECTOR 3	LAP TIME	MPH	DIFF	TIME OF DAY

Weather / Track : Cloudy / Dry

Brands Hatch GP
Circuit Length = 2.4332 miles
Start: 16:14 Flag 16:22 End: 16:24

BMCRC - MRO Championships 2016 - Rnd 8 @ Brands Hatch GP

EDIasia Formula 400 inc Sub 64

RACE 17 - SECTOR ANALYSIS

SECTOR 1 = FL to I1, SECTOR 2 = I1 to I2, SECTOR 3 = I2 to FL, DIFF = Difference To Personal Best Lap

1 -	***45.264***	***23.592***	***1:46.451***	**(1)**	***82.28***	***16:16:25.244***

Weather / Track : Cloudy / Dry

Brands Hatch GP
Circuit Length = 2.4332 miles
Start: 16:14 Flag 16:22 End: 16:24

BMCRC - MRO Championships 2016 - Rnd 8 @ Brands Hatch GP

EDlasia Formula 400 inc Sub 64

RACE 17 - BEST SECTORS

	SECTOR 1			SECTOR 2			SECTOR 3			IDEAL / BEST COMPARISON					
POS	NO	NAME	TIME	NO	NAME	TIME	NO	NAME	TIME	POS	NO	NAME	IDEAL	BEST	DIFF
												PERFECT LAP	1:37.686		
1	14	BURRAGE	30.911	14	BURRAGE	43.406	1	RUTH	23.369	1	14	BURRAGE	1:37.700	1:37.815	0.115
2	3	HENNING	31.183	114	SMITH	43.970	14	BURRAGE	23.383	2	1	RUTH	1:38.701	1:38.961	0.260
3	48	WELSH	31.201	1	RUTH	43.998	2	GILL	23.418	3	3	HENNING	1:38.759	1:39.144	0.385
4	2	GILL	31.217	3	HENNING	44.078	3	HENNING	23.498	4	2	GILL	1:38.798	1:39.008	0.210
5	46	ROWLINGS	31.244	2	GILL	44.163	78	POVAH	23.550	5	114	SMITH	1:38.934	1:39.069	0.135
6	51	JARMAN	31.325	51	JARMAN	44.239	48	WELSH	23.592	6	51	JARMAN	1:39.179	1:39.738	0.559
7	114	SMITH	31.325	78	POVAH	44.447	86	SCOTT	23.614	7	78	POVAH	1:39.512	1:39.871	0.359
8	1	RUTH	31.334	86	SCOTT	44.638	51	JARMAN	23.615	8	86	SCOTT	1:39.739	1:40.025	0.286
9	86	SCOTT	31.487	46	ROWLINGS	44.848	114	SMITH	23.639	9	46	ROWLINGS	1:39.962	1:39.962	0.000
10	78	POVAH	31.515	48	WELSH	45.264	46	ROWLINGS	23.870	10	48	WELSH	1:40.057	1:46.451	6.394
11	69	MASTERS	32.257	69	MASTERS	45.316	69	MASTERS	24.072	11	69	MASTERS	1:41.645	1:41.794	0.149
12	13	EDMONDSON	32.323	8	CORKETT	45.514	127	GREEN	24.142	12	45	THOMPSON	1:42.267	1:42.494	0.227
13	45	THOMPSON	32.414	45	THOMPSON	45.625	45	THOMPSON	24.228	13	8	CORKETT	1:42.710	1:43.689	0.979
14	127	GREEN	32.732	127	GREEN	45.914	8	CORKETT	24.422	14	127	GREEN	1:42.788	1:43.196	0.408
15	8	CORKETT	32.774	13	EDMONDSON	46.141	23	EVANS	24.518	15	13	EDMONDSON	1:43.213	1:43.402	0.189
16	47	CLARK	33.044	23	EVANS	46.407	57	FISHER	24.602	16	23	EVANS	1:44.005	1:44.061	0.056
17	23	EVANS	33.080	57	FISHER	46.560	13	EDMONDSON	24.749	17	57	FISHER	1:44.721	1:45.460	0.739
18	33	JOHNSTONE	33.159	85	ROBINSON	46.671	47	CLARK	24.834	18	85	ROBINSON	1:44.834	1:45.279	0.445
19	85	ROBINSON	33.312	33	JOHNSTONE	46.967	85	ROBINSON	24.851	19	47	CLARK	1:45.173	1:45.510	0.337
20	57	FISHER	33.559	47	CLARK	47.295	33	JOHNSTONE	25.061	20	33	JOHNSTONE	1:45.187	1:46.066	0.879
21	29	HARWOOD	33.755	29	HARWOOD	47.785	29	HARWOOD	25.298	21	29	HARWOOD	1:46.838	1:47.008	0.170
22	22	HARVIEK	34.054	77	PETTY	48.011	58	YOUNG	25.400	22	77	PETTY	1:47.616	1:47.821	0.205
23	77	PETTY	34.190	22	HARVIEK	48.237	77	PETTY	25.415	23	22	HARVIEK	1:47.793	1:48.066	0.273
24	58	YOUNG	34.479	58	YOUNG	48.574	22	HARVIEK	25.502	24	58	YOUNG	1:48.453	1:48.454	0.001
25	88	RANDALL	35.206	88	RANDALL	49.257	88	RANDALL	25.784	25	88	RANDALL	1:50.247	1:50.282	0.035
26	38	WAKE	35.282	38	WAKE	50.230	38	WAKE	26.828	26	38	WAKE	1:52.340	1:53.164	0.824

Weather / Track : Cloudy / Dry

Brands Hatch GP
Circuit Length = 2.4332 miles
Start: 16:14 Flag 16:22 End: 16:24

Results can be found at www.tsl-timing.com

Printed - 16:25 Sunday, 21 August 2016

MRO 600 inc Clubman 600

Brands Hatch GP

20th & 21st August 2016

Results Provided by Timing Solutions Ltd
www.tsl-timing.com

Brands Hatch GP

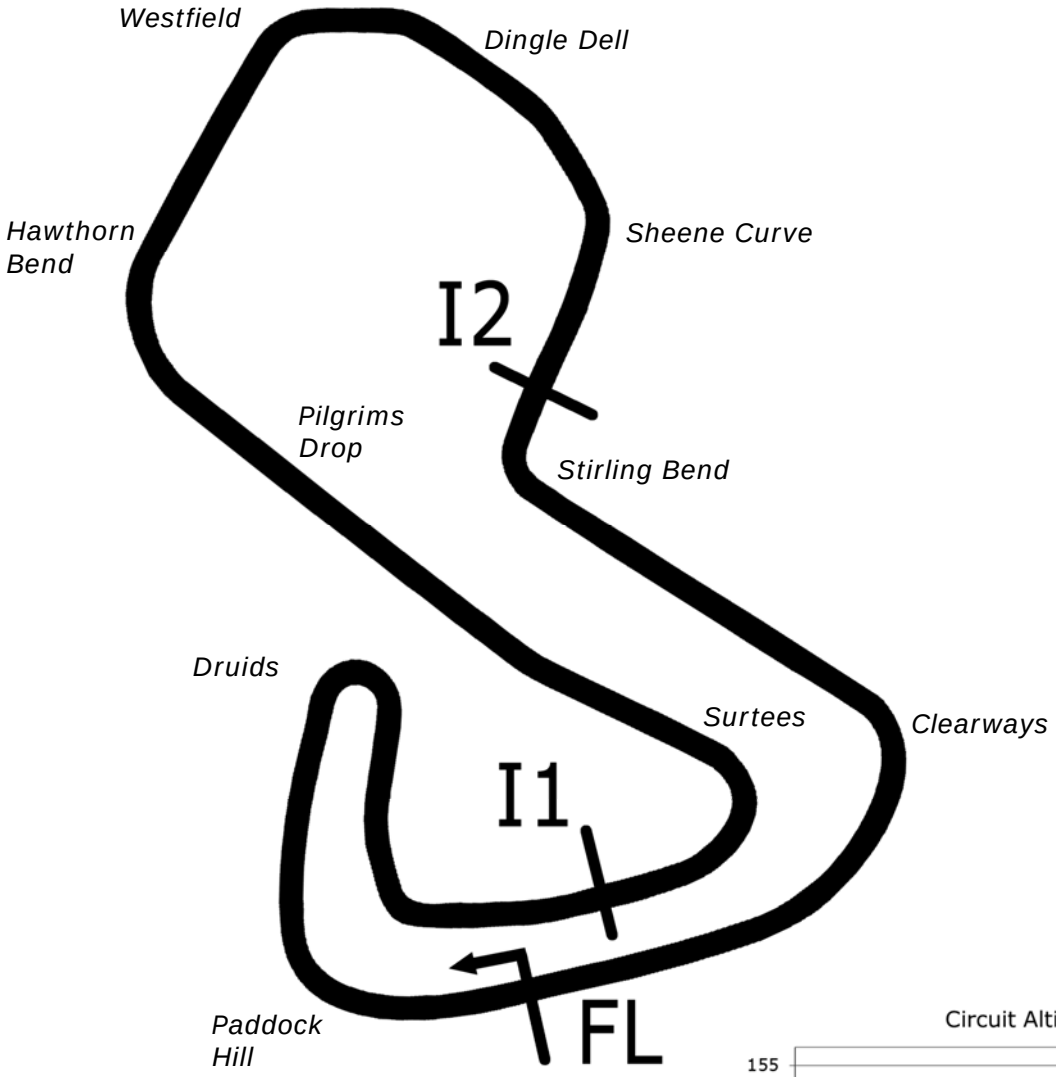

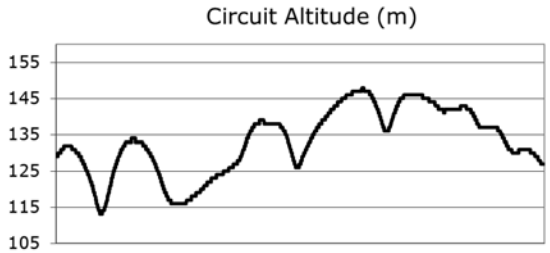

Length	2.4332 miles	3916.0 m	
FL		51.36032 N	0.26032 E
I1	1116m	51.35934 N	0.25955 E
I2	2928m	51.35532 N	0.26250 E
Pit Entry	3646m	51.35911 N	0.25743 E
Pit Exit	83m after FL	51.36017 N	0.26051 E

Pit Entry–Pit Exit 332m, 19.9s @60kph, 14.9s @80kph

All results available at www.tsl-timing.com

BMCRC - MRO Championships 2016 - Rnd 8 @ Brands Hatch GP

Team Respro MRO 600 inc Clubman 600

QUALIFYING - CLASSIFICATION

POS	NO	CL	PIC	NAME	ENTRY	TIME	ON	LAPS	GAP	DIFF	MPH
1	6	C	1	Dominic PETTIT	Yamaha - Camclad Contractors	1:35.243	5	7			91.97
2	127		1	David TINKLER	Yamaha -	1:35.876	6	7	0.633	0.633	91.36
3	52	C	2	Ben COTGROVE	Yamaha - NR Racing	1:35.957	6	7	0.714	0.081	91.28
4	14		2	Chris BURRAGE	Yamaha - Seton tuning	1:35.970	7	7	0.727	0.013	91.27
5	111	C	3	Dan RUTH	Yamaha - Richard Ruth	1:36.324	6	6	1.081	0.354	90.94
6	74		3	Joe MORPHETT	Yamaha - Inta / The Bike Shop	1:36.638	6	7	1.395	0.314	90.64
7	48	C	4	Jay MATTHEWS	Yamaha -	1:36.691	7	7	1.448	0.053	90.59
8	8		4	Grant NEWSTEAD	Yamaha - Tinklers Motorcycles	1:36.811	6	7	1.568	0.120	90.48
9	61		5	Olly SAVAGE	Kawasaki - Validus-IVC Ltd	1:37.110	7	7	1.867	0.299	90.20
10	69		6	Phil SETON	Yamaha - Seton Tuning	1:37.133	5	7	1.890	0.023	90.18
11	32	C	5	Mark PIPER	Yamaha - please sponsor me	1:37.323	7	7	2.080	0.190	90.00
12	55	C	6	Paul GARNER	Yamaha - Area Fifty-One Racing	1:37.462	5	6	2.219	0.139	89.87
13	11	C	7	Josh HARVEY	Yamaha - NR Racing	1:37.880	7	7	2.637	0.418	89.49
14	86	C	8	David SHOUBRIDGE	Kawasaki - ASAP (allsignsallprint)	1:37.941	5	7	2.698	0.061	89.43
15	49	C	9	Ross McLURG	Kawasaki - E.D.I Building / Steve Jordan Motorcycles	1:38.550	7	7	3.307	0.609	88.88
16	56	C	10	Michael MILLS	Yamaha - A51R	1:38.579	5	7	3.336	0.029	88.86
17	44	C	11	Hayden PLATTON	Kawasaki - NR Racing	1:39.365	6	7	4.122	0.786	88.15
18	79	C	12	David WAKE	Yamaha -	1:39.455	5	7	4.212	0.090	88.07
19	76		7	Jason BYARD	Suzuki - May Construction	1:39.605	7	7	4.362	0.150	87.94
20	10		8	Paul WILBY	Yamaha - Nutsmoto	1:39.775	7	7	4.532	0.170	87.79
21	777		9	Mason WILLIAMS	Yamaha - Steve Jordan Motorcycles	1:40.195	7	7	4.952	0.420	87.42
22	177		10	Steve JORDAN	Triumph - stevejordan motorcycles/Bernard Elliott	1:40.397	6	7	5.154	0.202	87.25
23	40		11	David SHELVEY	Suzuki -	1:41.828	6	6	6.585	1.431	86.02
24	184		12	David TWYFORD	Yamaha -	1:42.329	6	6	7.086	0.501	85.60
25	77	C	13	Jason HOLLAND	Triumph - JH autos imperial car hire	1:42.716	5	5	7.473	0.387	85.28
26	81	C	14	Liam DUFFETT	Honda -	1:43.407	7	7	8.164	0.691	84.71
27	174		13	Talan SKEELS-PIGGINS	Suzuki - McMillan Williams	1:45.403	5	7	10.160	1.996	83.10
28	24	C	15	Callaghn EDSER	Yamaha -	1:45.923	1	1	10.680	0.520	82.70
29	91		14	Lloyd COLLINS	Honda - Warren Drives	1:46.397	3	3	11.154	0.474	82.33
30	51	C	16	Andrew DURANT	Honda -	1:46.865	5	6	11.622	0.468	81.97
31	95	C	17	Karl SMITH	Yamaha - The Flooring Centre Romford	1:47.210	6	6	11.967	0.345	81.70
32	7	C	18	Mitch DUCRAN	Yamaha -	1:48.192	5	6	12.949	0.982	80.96
33	100	C	19	Mark DYER	Yamaha - Elite electrical (Kent) Ltd	1:48.275	6	6	13.032	0.083	80.90
34	3		15	Emma JARMAN	Yamaha - Mum & Dad, EDIAsia and CommunityUK	1:51.106	4	5	15.863	2.831	78.84
35	59	C	20	Simon TUCKER	Yamaha - Area51racing			0			

Brands Hatch GP
Circuit Length = 2.4332 miles
Start: 09:49 Flag 10:02 End: 10:03

Weather / Track : Cloudy / Dry

These results are provisional until the conclusion of any judicial and technical matters.

Clerk Of Course :		Timekeeper :

Results can be found at www.tsl-timing.com

Printed - 10:04 Saturday, 20 August 2016

BMCRC - MRO Championships 2016 - Rnd 8 @ Brands Hatch GP

Team Respro MRO 600 inc Clubman 600

QUALIFYING - SECTOR ANALYSIS

SECTOR 1 = FL to I1, SECTOR 2 = I1 to I2, SECTOR 3 = I2 to FL, DIFF = Difference To Personal Best Lap

P1 6 C Dominic PETTIT Yamaha - Camclad Contractors

IDEAL LAP TIME : 1:34.644 BEST LAP TIME : 1:35.243 DIFFERENCE : 0.599

LAP	SECTOR 1	SECTOR 2	SECTOR 3	LAP TIME	MPH	DIFF	TIME OF DAY
1 -	34.099	48.294	23.558	1:45.951	82.67	10.708	09:52:38.032
2 -	35.099	47.168	24.407	1:46.674	82.11	11.431	09:54:24.706
3 -	31.954	45.056	23.085	1:40.095	87.51	4.852	09:56:04.801
4 -	31.601	42.991	22.595	1:37.187	90.13	1.944	09:57:41.988
5 -	30.908	***42.253***	***22.082***	***1:35.243 (1)***	***91.97***		***09:59:17.231***
6 -	***30.309***	42.552	22.533	1:35.394 (2)	91.82	0.151	10:00:52.625
7 -	30.610	42.886	23.064	1:36.560 (3)	90.71	1.317	10:02:29.185

P2 127 David TINKLER Yamaha -

IDEAL LAP TIME : 1:35.876 BEST LAP TIME : 1:35.876 DIFFERENCE : 0.000

LAP	SECTOR 1	SECTOR 2	SECTOR 3	LAP TIME	MPH	DIFF	TIME OF DAY
1 -	32.742	46.264	24.392	1:43.398	84.71	7.522	09:52:35.006
2 -	34.289	47.187	24.546	1:46.022	82.62	10.146	09:54:21.028
3 -	32.290	44.551	23.562	1:40.403	87.24	4.527	09:56:01.431
4 -	31.723	43.544	22.882	1:38.149	89.25	2.273	09:57:39.580
5 -	30.951	42.877	22.507	1:36.335 (2)	90.93	0.459	09:59:15.915
6 -	***30.752***	***42.666***	***22.458***	***1:35.876 (1)***	***91.36***		***10:00:51.791***
7 -	30.761	43.373	22.861	1:36.995 (3)	90.31	1.119	10:02:28.786

P3 52 C Ben COTGROVE Yamaha - NR Racing

IDEAL LAP TIME : 1:35.957 BEST LAP TIME : 1:35.957 DIFFERENCE : 0.000

LAP	SECTOR 1	SECTOR 2	SECTOR 3	LAP TIME	MPH	DIFF	TIME OF DAY
1 -	34.923	47.418	24.124	1:46.465	82.27	10.508	09:52:35.441
2 -	36.505	49.248	24.514	1:50.267	79.44	14.310	09:54:25.708
3 -	33.185	45.603	23.916	1:42.704	85.29	6.747	09:56:08.412
4 -	31.818	43.304	22.334	1:37.456	89.88	1.499	09:57:45.868
5 -	31.140	42.946	22.318	1:36.404 (2)	90.86	0.447	09:59:22.272
6 -	***30.878***	***42.774***	***22.305***	***1:35.957 (1)***	***91.28***		***10:00:58.229***
7 -	30.912	43.044	22.606	1:36.562 (3)	90.71	0.605	10:02:34.791

P4 14 Chris BURRAGE Yamaha - Seton tuning

IDEAL LAP TIME : 1:35.970 BEST LAP TIME : 1:35.970 DIFFERENCE : 0.000

LAP	SECTOR 1	SECTOR 2	SECTOR 3	LAP TIME	MPH	DIFF	TIME OF DAY
1 -	33.697	47.040	23.604	1:44.341	83.95	8.371	09:52:37.482
2 -	35.760	47.628	24.348	1:47.736	81.30	11.766	09:54:25.218
3 -	33.069	45.037	23.209	1:41.315	86.46	5.345	09:56:06.533
4 -	32.435	43.934	22.778	1:39.147	88.35	3.177	09:57:45.680
5 -	31.267	43.700	22.486	1:37.453 (3)	89.88	1.483	09:59:23.133
6 -	31.182	42.946	22.664	1:36.792 (2)	90.50	0.822	10:00:59.925
7 -	***31.144***	***42.548***	***22.278***	***1:35.970 (1)***	***91.27***		***10:02:35.895***

P5 111 C Dan RUTH Yamaha - Richard Ruth

IDEAL LAP TIME : 1:35.929 BEST LAP TIME : 1:36.324 DIFFERENCE : 0.395

LAP	SECTOR 1	SECTOR 2	SECTOR 3	LAP TIME	MPH	DIFF	TIME OF DAY
1 -	32.820	46.912	23.714	1:43.446	84.68	7.122	09:52:38.590
2 -	35.179	48.772	24.607	1:48.558	80.69	12.234	09:54:27.148
3 -	33.629	46.842	23.589	1:44.060	84.18	7.736	09:56:11.208
4 -	32.564	46.556	22.672	1:41.792 (3)	86.05	5.468	09:57:53.000
5 -	31.168	43.682	22.730	1:37.580 (2)	89.77	1.256	09:59:30.580
6 -	31.080	***42.939***	***22.305***	***1:36.324 (1)***	***90.94***		***10:01:06.904***

P6 74 Joe MORPHETT Yamaha - Inta / The Bike Shop

IDEAL LAP TIME : 1:36.344 BEST LAP TIME : 1:36.638 DIFFERENCE : 0.294

LAP	SECTOR 1	SECTOR 2	SECTOR 3	LAP TIME	MPH	DIFF	TIME OF DAY
1 -	33.825	47.204	23.244	1:44.273	84.00	7.635	09:52:36.793

Weather / Track : Cloudy / Dry

Brands Hatch GP
Circuit Length = 2.4332 miles
Start: 09:49 Flag 10:02 End: 10:03

BMCRC - MRO Championships 2016 - Rnd 8 @ Brands Hatch GP

Team Respro MRO 600 inc Clubman 600

QUALIFYING - SECTOR ANALYSIS

SECTOR 1 = FL to I1, SECTOR 2 = I1 to I2, SECTOR 3 = I2 to FL, DIFF = Difference To Personal Best Lap

2 -	34.073	45.237	23.846	1:43.156	84.91	6.518	09:54:19.949
3 -	31.474	44.602	23.299	1:39.375	88.14	2.737	09:55:59.324
4 -	31.303	43.985	23.003	1:38.291 (3)	89.12	1.653	09:57:37.615
5 -	30.751	***43.374***	***22.555***	1:36.680 (2)	90.60	0.042	09:59:14.295
6 -	***30.415***	***43.374***	22.849	***1:36.638 (1)***	***90.64***		***10:00:50.933***
7 -	31.906	43.504	22.980	1:38.390	89.03	1.752	10:02:29.323

P7 48 C Jay MATTHEWS Yamaha -

IDEAL LAP TIME : 1:36.661 BEST LAP TIME : 1:36.691 DIFFERENCE : 0.030

LAP	SECTOR 1	SECTOR 2	SECTOR 3	LAP TIME	MPH	DIFF	TIME OF DAY
1 -	33.075	47.922	25.262	1:46.259	82.43	9.568	09:52:55.912
2 -	33.823	47.925	24.701	1:46.449	82.29	9.758	09:54:42.361
3 -	32.355	45.524	23.674	1:41.553	86.25	4.862	09:56:23.914
4 -	31.820	44.596	23.474	1:39.890	87.69	3.199	09:58:03.804
5 -	***30.938***	43.908	22.966	1:37.812 (2)	89.55	1.121	09:59:41.616
6 -	31.161	43.759	23.375	1:38.295 (3)	89.11	1.604	10:01:19.911
7 -	30.968	***43.230***	***22.493***	***1:36.691 (1)***	***90.59***		***10:02:56.602***

P8 8 Grant NEWSTEAD Yamaha - Tinklers Motorcycles

IDEAL LAP TIME : 1:36.627 BEST LAP TIME : 1:36.811 DIFFERENCE : 0.184

LAP	SECTOR 1	SECTOR 2	SECTOR 3	LAP TIME	MPH	DIFF	TIME OF DAY
1 -	32.980	46.365	24.125	1:43.470	84.66	6.659	09:52:34.419
2 -	34.717	46.656	24.436	1:45.809	82.78	8.998	09:54:20.228
3 -	32.328	43.981	23.273	1:39.582	87.96	2.771	09:55:59.810
4 -	31.615	43.628	23.909	1:39.152	88.34	2.341	09:57:38.962
5 -	31.241	***42.935***	22.736	1:36.912 (3)	90.38	0.101	09:59:15.874
6 -	***31.171***	43.010	22.630	***1:36.811 (1)***	***90.48***		***10:00:52.685***
7 -	31.231	43.131	***22.521***	1:36.883 (2)	90.41	0.072	10:02:29.568

P9 61 Olly SAVAGE Kawasaki - Validus-IVC Ltd

IDEAL LAP TIME : 1:37.110 BEST LAP TIME : 1:37.110 DIFFERENCE : 0.000

LAP	SECTOR 1	SECTOR 2	SECTOR 3	LAP TIME	MPH	DIFF	TIME OF DAY
1 -	33.736	47.867	24.940	1:46.543	82.21	9.433	09:52:44.221
2 -	37.097		IN PIT	1:51.994 P	78.21	14.884	09:54:36.215
3 -	OUTLAP	46.570	23.593	1:47.336	81.61	10.226	09:56:23.551
4 -	31.943	44.580	23.308	1:39.831	87.74	2.721	09:58:03.382
5 -	31.052	43.897	22.806	1:37.755 (2)	89.61	0.645	09:59:41.137
6 -	31.264	44.009	22.716	1:37.989 (3)	89.39	0.879	10:01:19.126
7 -	***30.825***	***43.675***	***22.610***	***1:37.110 (1)***	***90.20***		***10:02:56.236***

P10 69 Phil SETON Yamaha - Seton Tuning

IDEAL LAP TIME : 1:37.104 BEST LAP TIME : 1:37.133 DIFFERENCE : 0.029

LAP	SECTOR 1	SECTOR 2	SECTOR 3	LAP TIME	MPH	DIFF	TIME OF DAY
1 -	33.489	47.723	24.796	1:46.008	82.63	8.875	09:52:34.795
2 -	41.444		IN PIT	1:59.152 P	73.51	22.019	09:54:33.947
3 -	OUTLAP	47.001	23.739	1:51.712	78.41	14.579	09:56:25.659
4 -	31.589	44.909	22.947	1:39.445	88.08	2.312	09:58:05.104
5 -	***31.109***	***43.268***	22.756	***1:37.133 (1)***	***90.18***		***09:59:42.237***
6 -	31.122	44.011	23.232	1:38.365 (3)	89.05	1.232	10:01:20.602
7 -	31.491	43.576	***22.727***	1:37.794 (2)	89.57	0.661	10:02:58.396

P11 32 C Mark PIPER Yamaha - please sponsor me

IDEAL LAP TIME : 1:37.323 BEST LAP TIME : 1:37.323 DIFFERENCE : 0.000

LAP	SECTOR 1	SECTOR 2	SECTOR 3	LAP TIME	MPH	DIFF	TIME OF DAY
1 -	36.595	49.408	25.465	1:51.468	78.58	14.145	09:53:14.311
2 -	35.654	47.009	23.777	1:46.440	82.29	9.117	09:55:00.751
3 -	32.464	45.605	23.447	1:41.516	86.29	4.193	09:56:42.267
4 -	35.081	45.291	23.222	1:43.594	84.55	6.271	09:58:25.861
5 -	32.169	44.533	22.779	1:39.481 (2)	88.05	2.158	10:00:05.342

Weather / Track : Cloudy / Dry

Brands Hatch GP
Circuit Length = 2.4332 miles
Start: 09:49 Flag 10:02 End: 10:03

BMCRC - MRO Championships 2016 - Rnd 8 @ Brands Hatch GP

Team Respro MRO 600 inc Clubman 600

QUALIFYING - SECTOR ANALYSIS

SECTOR 1 = FL to I1, SECTOR 2 = I1 to I2, SECTOR 3 = I2 to FL, DIFF = Difference To Personal Best Lap

6 -	31.407	45.258	23.345	1:40.010	(3)	87.58	2.687	10:01:45.352
7 -	***31.135***	***43.743***	***22.445***	***1:37.323***	**(1)**	***90.00***		***10:03:22.675***

P12 55 C Paul GARNER

Yamaha - Area Fifty-One Racing

IDEAL LAP TIME : 1:37.462 BEST LAP TIME : 1:37.462 DIFFERENCE : 0.000

LAP	SECTOR 1	SECTOR 2	SECTOR 3	LAP TIME		MPH	DIFF	TIME OF DAY
1 -	34.227	47.087	23.926	1:45.240		83.23	7.778	09:52:55.125
2 -	34.416	48.997	23.897	1:47.310		81.63	9.848	09:54:42.435
3 -	32.738	46.486	23.318	1:42.542		85.42	5.080	09:56:24.977
4 -	32.117	46.536	23.596	1:42.249	(3)	85.67	4.787	09:58:07.226
5 -	***31.126***	***43.682***	***22.654***	***1:37.462***	**(1)**	***89.87***		***09:59:44.688***
6 -	31.415	44.696	23.029	1:39.140	(2)	88.35	1.678	10:01:23.828

P13 11 C Josh HARVEY

Yamaha - NR Racing

IDEAL LAP TIME : 1:37.482 BEST LAP TIME : 1:37.880 DIFFERENCE : 0.398

LAP	SECTOR 1	SECTOR 2	SECTOR 3	LAP TIME		MPH	DIFF	TIME OF DAY
1 -	33.611	47.102	24.796	1:45.509		83.02	7.629	09:52:36.352
2 -	37.844	52.168	25.370	1:55.382		75.92	17.502	09:54:31.734
3 -	33.239	47.417	24.034	1:44.690		83.67	6.810	09:56:16.424
4 -	32.067	44.873	23.007	1:39.947		87.64	2.067	09:57:56.371
5 -	31.147	44.013	22.972	1:38.132	(3)	89.26	0.252	09:59:34.503
6 -	***31.012***	44.163	22.806	1:37.981	(2)	89.40	0.101	10:01:12.484
7 -	31.410	***43.755***	***22.715***	***1:37.880***	**(1)**	***89.49***		***10:02:50.364***

P14 86 C David SHOUBRIDGE

Kawasaki - ASAP (allsignsallprint)

IDEAL LAP TIME : 1:37.919 BEST LAP TIME : 1:37.941 DIFFERENCE : 0.022

LAP	SECTOR 1	SECTOR 2	SECTOR 3	LAP TIME		MPH	DIFF	TIME OF DAY
1 -	33.334	48.227	24.018	1:45.579		82.96	7.638	09:52:45.318
2 -	35.157		IN PIT	1:49.845	**P**	79.74	11.904	09:54:35.163
3 -	OUTLAP	46.230	23.961	1:48.028		81.08	10.087	09:56:23.191
4 -	32.565	46.817	23.651	1:43.033		85.01	5.092	09:58:06.224
5 -	31.351	***43.939***	***22.651***	***1:37.941***	**(1)**	***89.43***		***09:59:44.165***
6 -	31.624	44.489	23.118	1:39.231	(2)	88.27	1.290	10:01:23.396
7 -	***31.329***	45.437	23.103	1:39.869	(3)	87.71	1.928	10:03:03.265

P15 49 C Ross McLURG

Kawasaki - E.D.I Building / Steve Jordan Motorcycles

IDEAL LAP TIME : 1:38.466 BEST LAP TIME : 1:38.550 DIFFERENCE : 0.084

LAP	SECTOR 1	SECTOR 2	SECTOR 3	LAP TIME		MPH	DIFF	TIME OF DAY
1 -	33.442	48.268	24.189	1:45.899		82.71	7.349	09:52:39.512
2 -	34.267	48.443	24.882	1:47.592		81.41	9.042	09:54:27.104
3 -	33.286	46.956	23.764	1:44.006		84.22	5.456	09:56:11.110
4 -	32.362	45.203	23.159	1:40.724		86.96	2.174	09:57:51.834
5 -	31.357	44.383	22.906	1:38.646	(2)	88.80	0.096	09:59:30.480
6 -	31.498	***44.346***	22.921	1:38.765	(3)	88.69	0.215	10:01:09.245
7 -	***31.306***	44.430	***22.814***	***1:38.550***	**(1)**	***88.88***		***10:02:47.795***

P16 56 C Michael MILLS

Yamaha - A51R

IDEAL LAP TIME : 1:38.489 BEST LAP TIME : 1:38.579 DIFFERENCE : 0.090

LAP	SECTOR 1	SECTOR 2	SECTOR 3	LAP TIME		MPH	DIFF	TIME OF DAY
1 -	33.869	47.921	24.545	1:46.335		82.37	7.756	09:52:54.831
2 -	34.353	48.239	23.950	1:46.542		82.21	7.963	09:54:41.373
3 -	33.306	46.331	23.400	1:43.037		85.01	4.458	09:56:24.410
4 -	32.302	45.649	22.896	1:40.847		86.86	2.268	09:58:05.257
5 -	31.465	***44.243***	***22.871***	***1:38.579***	**(1)**	***88.86***		***09:59:43.836***
6 -	31.535	44.528	23.072	1:39.135	(2)	88.36	0.556	10:01:22.971
7 -	***31.375***	45.486	23.268	1:40.129	(3)	87.48	1.550	10:03:03.100

Weather / Track : Cloudy / Dry

Brands Hatch GP
Circuit Length = 2.4332 miles
Start: 09:49 Flag 10:02 End: 10:03

BMCRC - MRO Championships 2016 - Rnd 8 @ Brands Hatch GP

Team Respro MRO 600 inc Clubman 600

QUALIFYING - SECTOR ANALYSIS

SECTOR 1 = FL to I1, SECTOR 2 = I1 to I2, SECTOR 3 = I2 to FL, DIFF = Difference To Personal Best Lap

P17 44 C Hayden PLATTON Kawasaki - NR Racing

IDEAL LAP TIME : 1:39.146 BEST LAP TIME : 1:39.365 DIFFERENCE : 0.219

LAP	SECTOR 1	SECTOR 2	SECTOR 3	LAP TIME	MPH	DIFF	TIME OF DAY
1 -	33.397	46.724	24.298	1:44.419	83.89	5.054	09:52:36.399
2 -	35.734	47.899	24.647	1:48.280	80.89	8.915	09:54:24.679
3 -	33.199	46.473	23.962	1:43.634	84.52	4.269	09:56:08.313
4 -	31.870	45.092	***23.349***	1:40.311 **(3)**	87.32	0.946	09:57:48.624
5 -	31.495	45.554	24.022	1:41.071	86.67	1.706	09:59:29.695
6 -	31.596	***44.385***	23.384	***1:39.365*** **(1)**	***88.15***		***10:01:09.060***
7 -	***31.412***	45.029	23.391	1:39.832 **(2)**	87.74	0.467	10:02:48.892

P18 79 C David WAKE Yamaha -

IDEAL LAP TIME : 1:38.880 BEST LAP TIME : 1:39.455 DIFFERENCE : 0.575

LAP	SECTOR 1	SECTOR 2	SECTOR 3	LAP TIME	MPH	DIFF	TIME OF DAY
1 -	34.982	50.974	25.198	1:51.154	78.80	11.699	09:52:48.842
2 -	34.220	48.464	24.892	1:47.576	81.42	8.121	09:54:36.418
3 -	33.131	46.088	24.507	1:43.726	84.45	4.271	09:56:20.144
4 -	32.367	45.153	23.352	1:40.872 **(3)**	86.84	1.417	09:58:01.016
5 -	***32.014***	***44.140***	23.301	***1:39.455*** **(1)**	***88.07***		***09:59:40.471***
6 -	32.254	44.492	***22.726***	1:39.472 **(2)**	88.06	0.017	10:01:19.943
7 -	33.229	44.745	23.094	1:41.068	86.67	1.613	10:03:01.011

P19 76 Jason BYARD Suzuki - May Construction

IDEAL LAP TIME : 1:39.605 BEST LAP TIME : 1:39.605 DIFFERENCE : 0.000

LAP	SECTOR 1	SECTOR 2	SECTOR 3	LAP TIME	MPH	DIFF	TIME OF DAY
1 -	36.487	51.722	25.501	1:53.710	77.03	14.105	09:52:54.166
2 -	36.295	50.056	24.787	1:51.138	78.81	11.533	09:54:45.304
3 -	34.374	48.517	24.397	1:47.288	81.64	7.683	09:56:32.592
4 -	34.248	50.380	24.149	1:48.777	80.53	9.172	09:58:21.369
5 -	32.542	45.876	23.800	1:42.218 **(3)**	85.69	2.613	10:00:03.587
6 -	32.281	46.174	23.685	1:42.140 **(2)**	85.76	2.535	10:01:45.727
7 -	***31.994***	***44.782***	***22.829***	***1:39.605*** **(1)**	***87.94***		***10:03:25.332***

P20 10 Paul WILBY Yamaha - Nutsmoto

IDEAL LAP TIME : 1:39.519 BEST LAP TIME : 1:39.775 DIFFERENCE : 0.256

LAP	SECTOR 1	SECTOR 2	SECTOR 3	LAP TIME	MPH	DIFF	TIME OF DAY
1 -	36.401	50.845	26.250	1:53.496	77.18	13.721	09:53:14.237
2 -	36.133	47.872	24.363	1:48.368	80.83	8.593	09:55:02.605
3 -	32.987	46.554	23.663	1:43.204	84.87	3.429	09:56:45.809
4 -	32.552	45.456	23.449	1:41.457	86.34	1.682	09:58:27.266
5 -	31.942	45.416	***23.161***	1:40.519 **(2)**	87.14	0.744	10:00:07.785
6 -	31.975	45.415	23.498	1:40.888 **(3)**	86.82	1.113	10:01:48.673
7 -	***31.770***	***44.588***	23.417	***1:39.775*** **(1)**	***87.79***		***10:03:28.448***

P21 777 Mason WILLIAMS Yamaha - Steve Jordan Motorcycles

IDEAL LAP TIME : 1:40.195 BEST LAP TIME : 1:40.195 DIFFERENCE : 0.000

LAP	SECTOR 1	SECTOR 2	SECTOR 3	LAP TIME	MPH	DIFF	TIME OF DAY
1 -	35.463	50.178	25.214	1:50.855	79.02	10.660	09:52:47.145
2 -	35.157		IN PIT	1:50.336 **P**	79.39	10.141	09:54:37.481
3 -	OUTLAP	46.975	24.097	1:48.089	81.04	7.894	09:56:25.570
4 -	32.598	45.919	24.002	1:42.519	85.44	2.324	09:58:08.089
5 -	32.052	45.529	23.628	1:41.209 **(2)**	86.55	1.014	09:59:49.298
6 -	32.454	45.501	23.479	1:41.434 **(3)**	86.36	1.239	10:01:30.732
7 -	***31.974***	***44.875***	***23.346***	***1:40.195*** **(1)**	***87.42***		***10:03:10.927***

P22 177 Steve JORDAN Triumph - stevejordan motorcycles/Bernard Elliott

IDEAL LAP TIME : 1:39.781 BEST LAP TIME : 1:40.397 DIFFERENCE : 0.616

LAP	SECTOR 1	SECTOR 2	SECTOR 3	LAP TIME	MPH	DIFF	TIME OF DAY

Weather / Track : Cloudy / Dry

Brands Hatch GP
Circuit Length = 2.4332 miles
Start: 09:49 Flag 10:02 End: 10:03

BMCRC - MRO Championships 2016 - Rnd 8 @ Brands Hatch GP

Team Respro MRO 600 inc Clubman 600

QUALIFYING - SECTOR ANALYSIS

SECTOR 1 = FL to I1, SECTOR 2 = I1 to I2, SECTOR 3 = I2 to FL, DIFF = Difference To Personal Best Lap

1 -	35.380	48.459	24.784	1:48.623	80.64	8.226	09:52:38.492
2 -	36.604	49.104	25.291	1:50.999	78.91	10.602	09:54:29.491
3 -	35.160	47.243	24.135	1:46.538	82.22	6.141	09:56:16.029
4 -	33.699	45.552	23.233	1:42.484 (3)	85.47	2.087	09:57:58.513
5 -	32.579	44.877	23.430	1:40.886 (2)	86.82	0.489	09:59:39.399
6 -	***32.048***	***44.641***	23.708	***1:40.397 (1)***	***87.25***		***10:01:19.796***
7 -	33.595	46.305	***23.092***	1:42.992	85.05	2.595	10:03:02.788

P23 40 David SHELVEY

Suzuki -

IDEAL LAP TIME : 1:41.828 BEST LAP TIME : 1:41.828 DIFFERENCE : 0.000

LAP	SECTOR 1	SECTOR 2	SECTOR 3	LAP TIME	MPH	DIFF	TIME OF DAY
1 -	39.561	56.198	27.971	2:03.730	70.79	21.902	09:53:40.815
2 -	37.429	51.196	26.151	1:54.776	76.32	12.948	09:55:35.591
3 -	35.319	47.927	24.385	1:47.631	81.38	5.803	09:57:23.222
4 -	33.159	47.288	23.985	1:44.432 (3)	83.88	2.604	09:59:07.654
5 -	32.901	46.896	23.666	1:43.463 (2)	84.66	1.635	10:00:51.117
6 -	***32.760***	***45.699***	***23.369***	***1:41.828 (1)***	***86.02***		***10:02:32.945***

P24 184 David TWYFORD

Yamaha -

IDEAL LAP TIME : 1:41.965 BEST LAP TIME : 1:42.329 DIFFERENCE : 0.364

LAP	SECTOR 1	SECTOR 2	SECTOR 3	LAP TIME	MPH	DIFF	TIME OF DAY
1 -	35.884	49.968	26.186	1:52.038	78.18	9.709	09:52:52.812
2 -	36.294	50.244	25.000	1:51.538	78.53	9.209	09:54:44.350
3 -	33.520	51.130	24.745	1:49.395	80.07	7.066	09:56:33.745
4 -	33.482	48.332	24.187	1:46.001 (3)	82.63	3.672	09:58:19.746
5 -	32.298	46.843	24.041	1:43.182 (2)	84.89	0.853	10:00:02.928
6 -	32.416	***46.248***	***23.665***	***1:42.329 (1)***	***85.60***		***10:01:45.257***

P25 77 C Jason HOLLAND

Triumph - JH autos imperial car hire

IDEAL LAP TIME : 1:42.716 BEST LAP TIME : 1:42.716 DIFFERENCE : 0.000

LAP	SECTOR 1	SECTOR 2	SECTOR 3	LAP TIME	MPH	DIFF	TIME OF DAY
1 -	40.643		IN PIT	3:40.747 P	39.68	1:58.031	09:54:40.944
2 -	OUTLAP	49.853	25.136	1:51.559	78.52	8.843	09:56:32.503
3 -	33.906	51.436	IN PIT	3:48.371 P	38.35	2:05.655	10:00:20.874
4 -	OUTLAP	48.200	24.492	1:48.571	80.68	5.855	10:02:09.445
5 -	***32.215***	***46.727***	***23.774***	***1:42.716 (1)***	***85.28***		***10:03:52.161***

P26 81 C Liam DUFFETT

Honda -

IDEAL LAP TIME : 1:43.407 BEST LAP TIME : 1:43.407 DIFFERENCE : 0.000

LAP	SECTOR 1	SECTOR 2	SECTOR 3	LAP TIME	MPH	DIFF	TIME OF DAY
1 -	36.910	53.258	26.505	1:56.673	75.08	13.266	09:52:51.806
2 -	37.649	52.946	26.063	1:56.658	75.08	13.251	09:54:48.464
3 -	35.448	49.759	24.764	1:49.971	79.65	6.564	09:56:38.435
4 -	34.378	48.057	24.497	1:46.932	81.91	3.525	09:58:25.367
5 -	34.302	47.682	24.294	1:46.278 (3)	82.42	2.871	10:00:11.645
6 -	33.292	47.059	24.061	1:44.412 (2)	83.89	1.005	10:01:56.057
7 -	***33.210***	***46.391***	***23.806***	***1:43.407 (1)***	***84.71***		***10:03:39.464***

P27 174 Talan SKEELS-PIGGINS

Suzuki - McMillan Williams

IDEAL LAP TIME : 1:45.240 BEST LAP TIME : 1:45.403 DIFFERENCE : 0.163

LAP	SECTOR 1	SECTOR 2	SECTOR 3	LAP TIME	MPH	DIFF	TIME OF DAY
1 -	OUTLAP	56.563	28.421	2:08.912	67.95	23.509	09:52:27.325
2 -	40.397	53.694	26.869	2:00.960	72.41	15.557	09:54:28.285
3 -	36.431	49.636	25.642	1:51.709	78.41	6.306	09:56:19.994
4 -	35.365	48.059	24.631	1:48.055	81.06	2.652	09:58:08.049
5 -	***33.787***	***47.079***	24.537	***1:45.403 (1)***	***83.10***		***09:59:53.452***
6 -	33.803	47.479	24.441	1:45.723 (2)	82.85	0.320	10:01:39.175
7 -	33.837	47.645	***24.374***	1:45.856 (3)	82.75	0.453	10:03:25.031

Weather / Track : Cloudy / Dry

Brands Hatch GP
Circuit Length = 2.4332 miles
Start: 09:49 Flag 10:02 End: 10:03

BMCRC - MRO Championships 2016 - Rnd 8 @ Brands Hatch GP

Team Respro MRO 600 inc Clubman 600

QUALIFYING - SECTOR ANALYSIS

SECTOR 1 = FL to I1, SECTOR 2 = I1 to I2, SECTOR 3 = I2 to FL, DIFF = Difference To Personal Best Lap

P28 24 C Callaghn EDSER Yamaha -

IDEAL LAP TIME : 1:44.616 BEST LAP TIME : 1:45.923 DIFFERENCE : 1.307

LAP	SECTOR 1	SECTOR 2	SECTOR 3	LAP TIME	MPH	DIFF	TIME OF DAY
1 -	***33.490***	***46.923***	25.510	***1:45.923*** **(1)**	***82.70***		***09:52:43.739***

P29 91 Lloyd COLLINS Honda - Warren Drives

IDEAL LAP TIME : 1:46.397 BEST LAP TIME : 1:46.397 DIFFERENCE : 0.000

LAP	SECTOR 1	SECTOR 2	SECTOR 3	LAP TIME	MPH	DIFF	TIME OF DAY
1 -	36.287	53.311	25.985	1:55.583 **(3)**	75.78	9.186	09:53:10.481
2 -	36.734	49.443	24.827	1:51.004 **(2)**	78.91	4.607	09:55:01.485
3 -	***33.930***	***48.258***	***24.209***	***1:46.397*** **(1)**	***82.33***		***09:56:47.882***

P30 51 C Andrew DURANT Honda -

IDEAL LAP TIME : 1:46.226 BEST LAP TIME : 1:46.865 DIFFERENCE : 0.639

LAP	SECTOR 1	SECTOR 2	SECTOR 3	LAP TIME	MPH	DIFF	TIME OF DAY
1 -	37.915	53.849	27.406	1:59.170	73.50	12.305	09:53:21.743
2 -	37.928	53.000	26.916	1:57.844	74.33	10.979	09:55:19.587
3 -	35.594	50.577	25.988	1:52.159	78.10	5.294	09:57:11.746
4 -	35.839	49.640	25.459	1:50.938 **(3)**	78.96	4.073	09:59:02.684
5 -	34.005	***48.105***	***24.755***	***1:46.865*** **(1)**	***81.97***		***10:00:49.549***
6 -	***33.366***	49.446	24.787	1:47.599 **(2)**	81.41	0.734	10:02:37.148

P31 95 C Karl SMITH Yamaha - The Flooring Centre Romford

IDEAL LAP TIME : 1:46.711 BEST LAP TIME : 1:47.210 DIFFERENCE : 0.499

LAP	SECTOR 1	SECTOR 2	SECTOR 3	LAP TIME	MPH	DIFF	TIME OF DAY
1 -	37.979	52.814	26.985	1:57.778	74.37	10.568	09:53:19.917
2 -	38.828	51.938	26.373	1:57.139	74.78	9.929	09:55:17.056
3 -	37.465	50.506	25.257	1:53.228	77.36	6.018	09:57:10.284
4 -	36.265	48.653	24.858	1:49.776 **(3)**	79.79	2.566	09:59:00.060
5 -	***34.439***	48.071	25.070	1:47.580 **(2)**	81.42	0.370	10:00:47.640
6 -	34.938	***47.922***	***24.350***	***1:47.210*** **(1)**	***81.70***		***10:02:34.850***

P32 7 C Mitch DUCRAN Yamaha -

IDEAL LAP TIME : 1:47.587 BEST LAP TIME : 1:48.192 DIFFERENCE : 0.605

LAP	SECTOR 1	SECTOR 2	SECTOR 3	LAP TIME	MPH	DIFF	TIME OF DAY
1 -	45.604	1:02.026	30.213	2:17.843	63.54	29.651	09:53:44.500
2 -	39.365	53.073	27.624	2:00.062	72.96	11.870	09:55:44.562
3 -	37.331	51.117	26.289	1:54.737	76.34	6.545	09:57:39.299
4 -	36.104	49.455	***25.056***	1:50.615 **(3)**	79.19	2.423	09:59:29.914
5 -	34.628	***48.149***	25.415	***1:48.192*** **(1)**	***80.96***		***10:01:18.106***
6 -	***34.382***	48.736	25.195	1:48.313 **(2)**	80.87	0.121	10:03:06.419

P33 100 C Mark DYER Yamaha - Elite electrical (Kent) Ltd

IDEAL LAP TIME : 1:47.569 BEST LAP TIME : 1:48.275 DIFFERENCE : 0.706

LAP	SECTOR 1	SECTOR 2	SECTOR 3	LAP TIME	MPH	DIFF	TIME OF DAY
1 -	37.492	55.164	27.444	2:00.100	72.93	11.825	09:53:13.659
2 -	38.075	51.113	25.814	1:55.002	76.17	6.727	09:55:08.661
3 -	36.627	51.026	25.591	1:53.244	77.35	4.969	09:57:01.905
4 -	35.918	49.247	24.628	1:49.793 **(3)**	79.78	1.518	09:58:51.698
5 -	35.233	49.720	***24.526***	1:49.479 **(2)**	80.01	1.204	10:00:41.177
6 -	***34.775***	***48.268***	25.232	***1:48.275*** **(1)**	***80.90***		***10:02:29.452***

P34 3 Emma JARMAN Yamaha - Mum & Dad, EDIAsia and CommunityUK

IDEAL LAP TIME : 1:50.756 BEST LAP TIME : 1:51.106 DIFFERENCE : 0.350

LAP	SECTOR 1	SECTOR 2	SECTOR 3	LAP TIME	MPH	DIFF	TIME OF DAY
1 -	38.006	53.862	27.384	1:59.252	73.45	8.146	09:53:22.160
2 -	38.188	50.838	26.432	1:55.458	75.87	4.352	09:55:17.618

Weather / Track : Cloudy / Dry

Brands Hatch GP
Circuit Length = 2.4332 miles
Start: 09:49 Flag 10:02 End: 10:03

BMCRC - MRO Championships 2016 - Rnd 8 @ Brands Hatch GP

Team Respro MRO 600 inc Clubman 600

QUALIFYING - SECTOR ANALYSIS

SECTOR 1 = FL to I1, SECTOR 2 = I1 to I2, SECTOR 3 = I2 to FL, DIFF = Difference To Personal Best Lap

3 -	37.167	50.768	25.876	1:53.811	**(3)**	76.96	2.705	09:57:11.429
4 -	35.900	***49.552***	***25.654***	***1:51.106***	**(1)**	***78.84***		***09:59:02.535***
5 -	***35.550***	50.045	27.952	1:53.547	**(2)**	77.14	2.441	10:00:56.082

Weather / Track : Cloudy / Dry

Brands Hatch GP
Circuit Length = 2.4332 miles
Start: 09:49 Flag 10:02 End: 10:03

BMCRC - MRO Championships 2016 - Rnd 8 @ Brands Hatch GP

Team Respro MRO 600 inc Clubman 600

QUALIFYING - BEST SECTORS

	SECTOR 1			SECTOR 2			SECTOR 3			IDEAL / BEST COMPARISON				
POS	NO	NAME	TIME	NO	NAME	TIME	NO	NAME	TIME	POS	NO	NAME	IDEAL	BEST	DIFF
												PERFECT LAP	1:34.644		
1	6	PETTIT	30.309	6	PETTIT	42.253	6	PETTIT	22.082	1	6	PETTIT	1:34.644	1:35.243	0.599
2	74	MORPHETT	30.415	14	BURRAGE	42.548	14	BURRAGE	22.278	2	127	TINKLER	1:35.876	1:35.876	0.000
3	111	RUTH	30.685	127	TINKLER	42.666	52	COTGROVE	22.305	3	111	RUTH	1:35.929	1:36.324	0.395
4	127	TINKLER	30.752	52	COTGROVE	42.774	111	RUTH	22.305	4	52	COTGROVE	1:35.957	1:35.957	0.000
5	61	SAVAGE	30.825	8	NEWSTEAD	42.935	32	PIPER	22.445	5	14	BURRAGE	1:35.970	1:35.970	0.000
6	52	COTGROVE	30.878	111	RUTH	42.939	127	TINKLER	22.458	6	74	MORPHETT	1:36.344	1:36.638	0.294
7	48	MATTHEWS	30.938	48	MATTHEWS	43.230	48	MATTHEWS	22.493	7	8	NEWSTEAD	1:36.627	1:36.811	0.184
8	11	HARVEY	31.012	69	SETON	43.268	8	NEWSTEAD	22.521	8	48	MATTHEWS	1:36.661	1:36.691	0.030
9	69	SETON	31.109	74	MORPHETT	43.374	74	MORPHETT	22.555	9	69	SETON	1:37.104	1:37.133	0.029
10	55	GARNER	31.126	61	SAVAGE	43.675	61	SAVAGE	22.610	10	61	SAVAGE	1:37.110	1:37.110	0.000
11	32	PIPER	31.135	55	GARNER	43.682	86	SHOUBRIDGE	22.651	11	32	PIPER	1:37.323	1:37.323	0.000
12	14	BURRAGE	31.144	32	PIPER	43.743	55	GARNER	22.654	12	55	GARNER	1:37.462	1:37.462	0.000
13	8	NEWSTEAD	31.171	11	HARVEY	43.755	11	HARVEY	22.715	13	11	HARVEY	1:37.482	1:37.880	0.398
14	49	McLURG	31.306	86	SHOUBRIDGE	43.939	79	WAKE	22.726	14	86	SHOUBRIDGE	1:37.919	1:37.941	0.022
15	86	SHOUBRIDGE	31.329	79	WAKE	44.140	69	SETON	22.727	15	49	McLURG	1:38.466	1:38.550	0.084
16	56	MILLS	31.375	56	MILLS	44.243	49	McLURG	22.814	16	56	MILLS	1:38.489	1:38.579	0.090
17	44	PLATTON	31.412	49	McLURG	44.346	76	BYARD	22.829	17	79	WAKE	1:38.880	1:39.455	0.575
18	10	WILBY	31.770	44	PLATTON	44.385	56	MILLS	22.871	18	44	PLATTON	1:39.146	1:39.365	0.219
19	777	WILLIAMS	31.974	10	WILBY	44.588	177	JORDAN	23.092	19	10	WILBY	1:39.519	1:39.775	0.256
20	76	BYARD	31.994	177	JORDAN	44.641	10	WILBY	23.161	20	76	BYARD	1:39.605	1:39.605	0.000
21	79	WAKE	32.014	76	BYARD	44.782	777	WILLIAMS	23.346	21	177	JORDAN	1:39.781	1:40.397	0.616
22	177	JORDAN	32.048	777	WILLIAMS	44.875	44	PLATTON	23.349	22	777	WILLIAMS	1:40.195	1:40.195	0.000
23	184	TWYFORD	32.052	40	SHELVEY	45.699	40	SHELVEY	23.369	23	40	SHELVEY	1:41.828	1:41.828	0.000
24	77	HOLLAND	32.215	184	TWYFORD	46.248	184	TWYFORD	23.665	24	184	TWYFORD	1:41.965	1:42.329	0.364
25	40	SHELVEY	32.760	81	DUFFETT	46.391	77	HOLLAND	23.774	25	77	HOLLAND	1:42.716	1:42.716	0.000
26	81	DUFFETT	33.210	77	HOLLAND	46.727	81	DUFFETT	23.806	26	81	DUFFETT	1:43.407	1:43.407	0.000
27	51	DURANT	33.366	24	EDSER	46.923	59	TUCKER	23.899	27	24	EDSER	1:44.616	1:45.923	1.307
28	24	EDSER	33.490	174	SKEELS-PIGGINS	47.079	24	EDSER	24.203	28	174	SKEELS-PIGGINS	1:45.240	1:45.403	0.163
29	59	TUCKER	33.669	59	TUCKER	47.507	91	COLLINS	24.209	29	51	DURANT	1:46.226	1:46.865	0.639
30	174	SKEELS-PIGGINS	33.787	95	SMITH	47.922	95	SMITH	24.350	30	91	COLLINS	1:46.397	1:46.397	0.000
31	91	COLLINS	33.930	51	DURANT	48.105	174	SKEELS-PIGGINS	24.374	31	95	SMITH	1:46.711	1:47.210	0.499
32	7	DUCRAN	34.382	7	DUCRAN	48.149	100	DYER	24.526	32	100	DYER	1:47.569	1:48.275	0.706
33	95	SMITH	34.439	91	COLLINS	48.258	51	DURANT	24.755	33	7	DUCRAN	1:47.587	1:48.192	0.605
34	100	DYER	34.775	100	DYER	48.268	7	DUCRAN	25.056	34	3	JARMAN	1:50.756	1:51.106	0.350
35	3	JARMAN	35.550	3	JARMAN	49.552	3	JARMAN	25.654						

Weather / Track : Cloudy / Dry

Brands Hatch GP
Circuit Length = 2.4332 miles
Start: 09:49 Flag 10:02 End: 10:03

Results can be found at www.tsl-timing.com

Printed - 10:05 Saturday, 20 August 2016

BMCRC - MRO Championships 2016 - Rnd 8 @ Brands Hatch GP

Team Respro MRO 600 inc Clubman 600

RACE 4 - CLASSIFICATION

POS	NO	CL	PIC	NAME	ENTRY	LAPS	TIME	GAP	DIFF	MPH	BEST	ON
1	**127**		1	David TINKLER	Yamaha -	**5**	7:55.968			92.02	**1:33.988**	3
2	**6**	C	1	Dominic PETTIT	Yamaha - Camclad Contractors	**5**	7:56.175	**0.207**	0.207	91.98	**1:33.210**	5
3	**14**		2	Chris BURRAGE	Yamaha - Seton tuning	**5**	7:57.763	**1.795**	1.588	91.67	**1:33.643**	4
4	**52**	C	2	Ben COTGROVE	Yamaha - NR Racing	**5**	8:01.030	**5.062**	3.267	91.05	**1:34.234**	5
5	**74**		3	Joe MORPHETT	Yamaha - Inta / The Bike Shop	**5**	8:01.207	**5.239**	0.177	91.01	**1:34.116**	4
6	**8**		4	Grant NEWSTEAD	Yamaha - Tinklers Motorcycles	**5**	8:01.760	**5.792**	0.553	90.91	**1:34.015**	4
7	**111**	C	3	Dan RUTH	Yamaha - Richard Ruth	**5**	8:02.378	**6.410**	0.618	90.79	**1:34.671**	5
8	**32**	C	4	Mark PIPER	Yamaha - please sponsor me	**5**	8:07.924	**11.956**	5.546	89.76	**1:34.923**	4
9	**61**		5	Olly SAVAGE	Kawasaki - Validus-IVC Ltd	**5**	8:09.677	**13.709**	1.753	89.44	**1:35.747**	5
10	**48**	C	5	Jay MATTHEWS	Yamaha -	**5**	8:09.757	**13.789**	0.080	89.43	**1:36.419**	3
11	**69**		6	Phil SETON	Yamaha - Seton Tuning	**5**	8:09.831	**13.863**	0.074	89.41	**1:35.474**	3
12	**11**	C	6	Josh HARVEY	Yamaha - NR Racing	**5**	8:12.153	**16.185**	2.322	88.99	**1:36.083**	5
13	**86**	C	7	David SHOUBRIDGE	Kawasaki - ASAP (allsignsallprint)	**5**	8:12.967	**16.999**	0.814	88.84	**1:36.552**	5
14	**44**	C	8	Hayden PLATTON	Kawasaki - NR Racing	**5**	8:14.722	**18.754**	1.755	88.53	**1:37.042**	3
15	**55**	C	9	Paul GARNER	Yamaha - Area Fifty-One Racing	**5**	8:14.841	**18.873**	0.119	88.51	**1:36.677**	4
16	**49**	C	10	Ross McLURG	Kawasaki - E.D.I Building / Steve Jordan Motorcycle	**5**	8:15.290	**19.322**	0.449	88.43	**1:36.971**	5
17	**76**		7	Jason BYARD	Suzuki - May Construction	**5**	8:15.766	**19.798**	0.476	88.34	**1:37.026**	5
18	**10**		8	Paul WILBY	Yamaha - Nutsmoto	**5**	8:17.382	**21.414**	1.616	88.05	**1:36.800**	5
19	**79**	C	11	David WAKE	Yamaha -	**5**	8:19.774	**23.806**	2.392	87.63	**1:37.558**	5
20	**56**	C	12	Michael MILLS	Yamaha - A51R	**5**	8:20.544	**24.576**	0.770	87.50	**1:38.084**	4
21	**177**		9	Steve JORDAN	Triumph - stevejordan motorcycles/Bernard Elliott	**5**	8:22.991	**27.023**	2.447	87.07	**1:37.547**	5
22	**777**		10	Mason WILLIAMS	Yamaha - Steve Jordan Motorcycles	**5**	8:24.040	**28.072**	1.049	86.89	**1:38.038**	5
23	**40**		11	David SHELVEY	Suzuki -	**5**	8:24.505	**28.537**	0.465	86.81	**1:37.182**	5
24	**77**	C	13	Jason HOLLAND	Triumph - JH autos imperial car hire	**5**	8:26.752	**30.784**	2.247	86.43	**1:38.902**	4
25	**91**		12	Lloyd COLLINS	Honda - Warren Drives	**5**	8:37.909	**41.941**	11.157	84.56	**1:39.943**	5
26	**81**	C	14	Liam DUFFETT	Honda -	**5**	8:39.787	**43.819**	1.878	84.26	**1:41.202**	4
27	**3**		13	Emma JARMAN	Yamaha - Mum & Dad, EDIAsia and CommunityUK	**5**	8:41.699	**45.731**	1.912	83.95	**1:42.017**	5
28	**7**	C	15	Mitch DUCRAN	Yamaha -	**5**	8:48.613	**52.645**	6.914	82.85	**1:42.196**	5
29	**95**	C	16	Karl SMITH	Yamaha - The Flooring Centre Romford	**5**	8:49.274	**53.306**	0.661	82.75	**1:42.160**	5
30	**174**		14	Talan SKEELS-PIGGINS	Suzuki - McMillan Williams	**5**	8:50.079	**54.111**	0.805	82.62	**1:42.316**	5
31	**51**	C	17	Andrew DURANT	Honda -	**5**	8:53.295	**57.327**	3.216	82.12	**1:43.745**	5

NOT CLASSIFIED

DNF	**24**	C		Callaghn EDSER	Yamaha -	**0**						
DNF	**59**	C		Simon TUCKER	Yamaha - Area51racing	**0**						

FASTEST LAP

	6	C		Dominic PETTIT	Yamaha - Camclad Contractors	**5**	1:33.210	93.97 mph	151.24 kph
	14			Chris BURRAGE	Yamaha - Seton tuning	**4**	1:33.643	93.54 mph	150.54 kph

Class - 90% of Race Speed = 82.81 mph
Class C - 90% of Race Speed = 82.78 mph

Brands Hatch GP
Circuit Length = 2.4332 miles
Start: 13:53 Flag 14:01 End: 14:02

Weather / Track : Cloudy / Dry
These results are provisional until the conclusion of any judicial and technical matters.

Clerk Of Course :		Timekeeper :

Results can be found at www.tsl-timing.com

Printed - 14:02 Saturday, 20 August 2016

BMCRC - MRO Championships 2016 - Rnd 8 @ Brands Hatch GP

Team Respro MRO 600 inc Clubman 600

RACE 4 - LAP CHART

LAP 1 @ 13:54:55.417

NO	BEHIND	LAP TIME
127		1:39.516
14	1.248	1:40.764
111	2.168	1:41.684
6	2.209	1:41.725
74	2.511	1:42.027
52	3.309	1:42.825
8	3.464	1:42.980
48	3.952	1:43.468
61	4.069	1:43.585
69	4.352	1:43.868
86	4.960	1:44.476
32	5.116	1:44.632
44	5.426	1:44.942
11	6.078	1:45.594
49	6.244	1:45.760
76	6.389	1:45.905
55	6.654	1:46.170
56	7.296	1:46.812
10	7.579	1:47.095
79	7.642	1:47.158
777	8.362	1:47.878
177	8.561	1:48.077
77	8.979	1:48.495
40	9.229	1:48.745
81	12.659	1:52.175
3	12.955	1:52.471
91	14.266	1:53.782
7	14.841	1:54.357
95	15.545	1:55.061
51	16.437	1:55.953
174	16.992	1:56.508

LAP 2 @ 13:56:29.517

NO	BEHIND	LAP TIME
127		1:34.100
6	2.067	1:33.958
14	2.445	1:35.297
74	3.717	1:35.306
52	3.818	1:34.609
111	4.065	1:35.997
8	4.592	1:35.228
48	6.420	1:36.568
61	7.726	1:37.757
32	8.489	1:37.473
86	8.948	1:38.088
69	9.183	1:38.931
44	9.606	1:38.280
11	9.999	1:38.021
49	10.146	1:38.002
76	10.300	1:38.011
55	10.590	1:38.036
10	12.169	1:38.690
56	12.310	1:39.114
79	12.410	1:38.868
777	14.145	1:39.883
77	14.997	1:40.118
177	15.087	1:40.626
40	15.328	1:40.199
81	21.281	1:42.722
3	21.746	1:42.891
91	22.594	1:42.428
7	24.746	1:44.005
95	26.372	1:44.927
174	26.991	1:44.099
51	27.918	1:45.581

LAP 3 @ 13:58:03.505

NO	BEHIND	LAP TIME
127		1:33.988
6	1.947	1:33.868
14	2.496	1:34.039
52	4.717	1:34.887
74	4.989	1:35.260
111	5.255	1:35.178
8	5.734	1:35.130
48	8.851	1:36.419
32	10.384	1:35.883
61	10.475	1:36.737
69	10.669	1:35.474
86	11.936	1:36.976
11	12.189	1:36.178
44	12.660	1:37.042
49	13.322	1:37.164
55	13.625	1:37.023
76	14.058	1:37.746
10	16.026	1:37.845
56	16.743	1:38.421
79	17.003	1:38.581
777	19.525	1:39.368
177	19.758	1:38.659
77	20.734	1:39.725
40	20.868	1:39.528
81	28.715	1:41.422
3	29.907	1:42.149
91	30.318	1:41.712
7	34.935	1:44.177
174	35.957	1:42.954
95	36.418	1:44.034
51	38.015	1:44.085

LAP 4 @ 13:59:37.562

NO	BEHIND	LAP TIME
127		1:34.057
6	1.304	1:33.414
14	2.082	1:33.643
74	5.048	1:34.116
52	5.135	1:34.475
8	5.692	1:34.015
111	6.046	1:34.848
32	11.250	1:34.923
48	11.420	1:36.626
61	12.269	1:35.851
69	12.575	1:35.963
11	14.409	1:36.277
86	14.754	1:36.875
44	16.013	1:37.410
55	16.245	1:36.677
49	16.658	1:37.393
76	17.079	1:37.078
10	18.921	1:36.952
79	20.555	1:37.609
56	20.770	1:38.084
177	23.783	1:38.082
777	24.341	1:38.873
77	25.579	1:38.902
40	25.662	1:38.851
81	35.860	1:41.202
91	36.305	1:40.044
3	38.021	1:42.171
7	44.756	1:43.878
95	45.453	1:43.092
174	46.102	1:44.202
51	47.889	1:43.931

LAP 5 @ 14:01:11.869

NO	BEHIND	LAP TIME
127		1:34.307
6	0.207	1:33.210
14	1.795	1:34.020
52	5.062	1:34.234
74	5.239	1:34.498
8	5.792	1:34.407
111	6.410	1:34.671
32	11.956	1:35.013
61	13.709	1:35.747
48	13.789	1:36.676
69	13.863	1:35.595
11	16.185	1:36.083
86	16.999	1:36.552
44	18.754	1:37.048
55	18.873	1:36.935
49	19.322	1:36.971
76	19.798	1:37.026
10	21.414	1:36.800
79	23.806	1:37.558
56	24.576	1:38.113
177	27.023	1:37.547
777	28.072	1:38.038
40	28.537	1:37.182
77	30.784	1:39.512
91	41.941	1:39.943
81	43.819	1:42.266
3	45.731	1:42.017
7	52.645	1:42.196
95	53.306	1:42.160
174	54.111	1:42.316
51	57.327	1:43.745

Weather / Track : Cloudy / Dry

Brands Hatch GP
Circuit Length = 2.4332 miles
Start: 13:53 Flag 14:01 End: 14:02

Results can be found at www.tsl-timing.com

Printed - 14:04 Saturday, 20 August 2016

BMCRC - MRO Championships 2016 - Rnd 8 @ Brands Hatch GP

Team Respro MRO 600 inc Clubman 600

RACE 4 - SECTOR ANALYSIS

SECTOR 1 = FL to I1, SECTOR 2 = I1 to I2, SECTOR 3 = I2 to FL, DIFF = Difference To Personal Best Lap

P1 127 David TINKLER Yamaha -

IDEAL LAP TIME : 1:33.926 BEST LAP TIME : 1:33.988 DIFFERENCE : 0.062

LAP	SECTOR 1	SECTOR 2	SECTOR 3	LAP TIME	MPH	DIFF	TIME OF DAY
1 -		42.147	22.355	1:39.516	88.02	5.528	13:54:55.417
2 -	29.940	***41.991***	22.169	1:34.100 **(3)**	93.09	0.112	13:56:29.517
3 -	***29.909***	42.053	***22.026***	***1:33.988*** **(1)**	***93.20***		***13:58:03.505***
4 -	29.953	42.059	22.045	1:34.057 **(2)**	93.13	0.069	13:59:37.562
5 -	30.057	42.108	22.142	1:34.307	92.88	0.319	14:01:11.869

P2 6 C Dominic PETTIT Yamaha - Camclad Contractors

IDEAL LAP TIME : 1:32.764 BEST LAP TIME : 1:33.210 DIFFERENCE : 0.446

LAP	SECTOR 1	SECTOR 2	SECTOR 3	LAP TIME	MPH	DIFF	TIME OF DAY
1 -		44.002	22.070	1:41.725	86.11	8.515	13:54:57.626
2 -	30.037	41.842	22.079	1:33.958	93.23	0.748	13:56:31.584
3 -	29.967	41.888	22.013	1:33.868 **(3)**	93.32	0.658	13:58:05.452
4 -	29.885	41.746	***21.783***	1:33.414 **(2)**	93.77	0.204	13:59:38.866
5 -	***29.715***	***41.266***	22.229	***1:33.210*** **(1)**	***93.97***		***14:01:12.076***

P3 14 Chris BURRAGE Yamaha - Seton tuning

IDEAL LAP TIME : 1:33.530 BEST LAP TIME : 1:33.643 DIFFERENCE : 0.113

LAP	SECTOR 1	SECTOR 2	SECTOR 3	LAP TIME	MPH	DIFF	TIME OF DAY
1 -		42.904	22.331	1:40.764	86.93	7.121	13:54:56.665
2 -	30.327	42.630	22.340	1:35.297	91.92	1.654	13:56:31.962
3 -	30.225	41.744	22.070	1:34.039 **(3)**	93.15	0.396	13:58:06.001
4 -	***30.090***	41.843	***21.710***	***1:33.643*** **(1)**	***93.54***		***13:59:39.644***
5 -	30.132	***41.730***	22.158	1:34.020 **(2)**	93.16	0.377	14:01:13.664

P4 52 C Ben COTGROVE Yamaha - NR Racing

IDEAL LAP TIME : 1:33.805 BEST LAP TIME : 1:34.234 DIFFERENCE : 0.429

LAP	SECTOR 1	SECTOR 2	SECTOR 3	LAP TIME	MPH	DIFF	TIME OF DAY
1 -		43.603	22.711	1:42.825	85.19	8.591	13:54:58.726
2 -	29.868	42.543	22.198	1:34.609 **(3)**	92.58	0.375	13:56:33.335
3 -	***29.820***	42.908	22.159	1:34.887	92.31	0.653	13:58:08.222
4 -	29.867	42.492	***22.116***	1:34.475 **(2)**	92.72	0.241	13:59:42.697
5 -	30.026	***41.869***	22.339	***1:34.234*** **(1)**	***92.95***		***14:01:16.931***

P5 74 Joe MORPHETT Yamaha - Inta / The Bike Shop

IDEAL LAP TIME : 1:34.100 BEST LAP TIME : 1:34.116 DIFFERENCE : 0.016

LAP	SECTOR 1	SECTOR 2	SECTOR 3	LAP TIME	MPH	DIFF	TIME OF DAY
1 -		43.116	22.550	1:42.027	85.85	7.911	13:54:57.928
2 -	30.416	42.478	22.412	1:35.306	91.91	1.190	13:56:33.234
3 -	30.249	42.578	22.433	1:35.260 **(3)**	91.95	1.144	13:58:08.494
4 -	29.918	***41.968***	***22.230***	***1:34.116*** **(1)**	***93.07***		***13:59:42.610***
5 -	***29.902***	42.119	22.477	1:34.498 **(2)**	92.69	0.382	14:01:17.108

P6 8 Grant NEWSTEAD Yamaha - Tinklers Motorcycles

IDEAL LAP TIME : 1:34.015 BEST LAP TIME : 1:34.015 DIFFERENCE : 0.000

LAP	SECTOR 1	SECTOR 2	SECTOR 3	LAP TIME	MPH	DIFF	TIME OF DAY
1 -		43.248	22.805	1:42.980	85.06	8.965	13:54:58.881
2 -	30.315	42.451	22.462	1:35.228	91.98	1.213	13:56:34.109
3 -	30.190	42.445	22.495	1:35.130 **(3)**	92.08	1.115	13:58:09.239
4 -	***29.885***	***41.908***	***22.222***	***1:34.015*** **(1)**	***93.17***		***13:59:43.254***
5 -	29.887	41.936	22.584	1:34.407 **(2)**	92.78	0.392	14:01:17.661

P7 111 C Dan RUTH Yamaha - Richard Ruth

IDEAL LAP TIME : 1:34.464 BEST LAP TIME : 1:34.671 DIFFERENCE : 0.207

LAP	SECTOR 1	SECTOR 2	SECTOR 3	LAP TIME	MPH	DIFF	TIME OF DAY

Weather / Track : Cloudy / Dry

Brands Hatch GP
Circuit Length = 2.4332 miles
Start: 13:53 Flag 14:01 End: 14:02

BMCRC - MRO Championships 2016 - Rnd 8 @ Brands Hatch GP

Team Respro MRO 600 inc Clubman 600

RACE 4 - SECTOR ANALYSIS

SECTOR 1 = FL to I1, SECTOR 2 = I1 to I2, SECTOR 3 = I2 to FL, DIFF = Difference To Personal Best Lap

1 -		43.222	22.572	1:41.684		86.14	7.013	13:54:57.585
2 -	30.621	42.937	22.439	1:35.997		91.25	1.326	13:56:33.582
3 -	30.480	42.428	22.270	1:35.178	(3)	92.03	0.507	13:58:08.760
4 -	***30.250***	42.441	***22.157***	1:34.848	(2)	92.35	0.177	13:59:43.608
5 -	30.385	***42.057***	22.229	***1:34.671***	**(1)**	***92.52***		***14:01:18.279***

P8 32 C Mark PIPER

Yamaha - please sponsor me

IDEAL LAP TIME : 1:34.763 BEST LAP TIME : 1:34.923 DIFFERENCE : 0.160

LAP	SECTOR 1	SECTOR 2	SECTOR 3	LAP TIME		MPH	DIFF	TIME OF DAY
1 -		44.513	22.871	1:44.632		83.72	9.709	13:55:00.533
2 -	30.774	44.130	22.569	1:37.473		89.86	2.550	13:56:38.006
3 -	30.196	43.128	22.559	1:35.883	(3)	91.35	0.960	13:58:13.889
4 -	***30.083***	***42.512***	22.328	***1:34.923***	**(1)**	***92.28***		***13:59:48.812***
5 -	30.222	42.623	***22.168***	1:35.013	(2)	92.19	0.090	14:01:23.825

P9 61 Olly SAVAGE

Kawasaki - Validus-IVC Ltd

IDEAL LAP TIME : 1:35.469 BEST LAP TIME : 1:35.747 DIFFERENCE : 0.278

LAP	SECTOR 1	SECTOR 2	SECTOR 3	LAP TIME		MPH	DIFF	TIME OF DAY
1 -		44.551	22.726	1:43.585		84.56	7.838	13:54:59.486
2 -	31.148	43.893	22.716	1:37.757		89.60	2.010	13:56:37.243
3 -	30.659	43.435	22.643	1:36.737	(3)	90.55	0.990	13:58:13.980
4 -	30.519	***42.839***	22.493	1:35.851	(2)	91.39	0.104	13:59:49.831
5 -	***30.423***	43.117	***22.207***	***1:35.747***	**(1)**	***91.48***		***14:01:25.578***

P10 48 C Jay MATTHEWS

Yamaha -

IDEAL LAP TIME : 1:36.281 BEST LAP TIME : 1:36.419 DIFFERENCE : 0.138

LAP	SECTOR 1	SECTOR 2	SECTOR 3	LAP TIME		MPH	DIFF	TIME OF DAY
1 -		44.251	23.231	1:43.468		84.66	7.049	13:54:59.369
2 -	30.730	***43.051***	22.787	1:36.568	(2)	90.71	0.149	13:56:35.937
3 -	***30.545***	43.126	22.748	***1:36.419***	**(1)**	***90.85***		***13:58:12.356***
4 -	30.618	43.222	22.786	1:36.626	(3)	90.65	0.207	13:59:48.982
5 -	30.606	43.385	***22.685***	1:36.676		90.61	0.257	14:01:25.658

P11 69 Phil SETON

Yamaha - Seton Tuning

IDEAL LAP TIME : 1:35.090 BEST LAP TIME : 1:35.474 DIFFERENCE : 0.384

LAP	SECTOR 1	SECTOR 2	SECTOR 3	LAP TIME		MPH	DIFF	TIME OF DAY
1 -		44.308	22.607	1:43.868		84.33	8.394	13:54:59.769
2 -	31.282	45.030	22.619	1:38.931		88.54	3.457	13:56:38.700
3 -	30.570	***42.539***	22.365	***1:35.474***	**(1)**	***91.75***		***13:58:14.174***
4 -	30.612	42.938	22.413	1:35.963	(3)	91.28	0.489	13:59:50.137
5 -	***30.337***	43.044	***22.214***	1:35.595	(2)	91.63	0.121	14:01:25.732

P12 11 C Josh HARVEY

Yamaha - NR Racing

IDEAL LAP TIME : 1:35.772 BEST LAP TIME : 1:36.083 DIFFERENCE : 0.311

LAP	SECTOR 1	SECTOR 2	SECTOR 3	LAP TIME		MPH	DIFF	TIME OF DAY
1 -		44.634	23.162	1:45.594		82.95	9.511	13:55:01.495
2 -	30.638	44.367	23.016	1:38.021		89.36	1.938	13:56:39.516
3 -	30.728	***42.974***	***22.476***	1:36.178	(2)	91.07	0.095	13:58:15.694
4 -	30.355	43.261	22.661	1:36.277	(3)	90.98	0.194	13:59:51.971
5 -	***30.322***	43.023	22.738	***1:36.083***	**(1)**	***91.16***		***14:01:28.054***

P13 86 C David SHOUBRIDGE

Kawasaki - ASAP (allsignsallprint)

IDEAL LAP TIME : 1:36.328 BEST LAP TIME : 1:36.552 DIFFERENCE : 0.224

LAP	SECTOR 1	SECTOR 2	SECTOR 3	LAP TIME		MPH	DIFF	TIME OF DAY
1 -		44.256	22.887	1:44.476		83.84	7.924	13:55:00.377
2 -	30.648	44.440	23.000	1:38.088		89.30	1.536	13:56:38.465
3 -	30.557	43.540	22.879	1:36.976	(3)	90.33	0.424	13:58:15.441
4 -	30.653	43.552	***22.670***	1:36.875	(2)	90.42	0.323	13:59:52.316

Weather / Track : Cloudy / Dry

Brands Hatch GP
Circuit Length = 2.4332 miles
Start: 13:53 Flag 14:01 End: 14:02

BMCRC - MRO Championships 2016 - Rnd 8 @ Brands Hatch GP

Team Respro MRO 600 inc Clubman 600

RACE 4 - SECTOR ANALYSIS

SECTOR 1 = FL to I1, SECTOR 2 = I1 to I2, SECTOR 3 = I2 to FL, DIFF = Difference To Personal Best Lap

5 -	***30.493***	***43.165***	22.894	***1:36.552***	**(1)**	***90.72***	***14:01:28.868***

P14 44 C Hayden PLATTON Kawasaki - NR Racing

IDEAL LAP TIME : 1:36.462 BEST LAP TIME : 1:37.042 DIFFERENCE : 0.580

LAP	SECTOR 1	SECTOR 2	SECTOR 3	LAP TIME		MPH	DIFF	TIME OF DAY
1 -		44.522	22.786	1:44.942		83.47	7.900	13:55:00.843
2 -	31.162	44.321	22.797	1:38.280		89.13	1.238	13:56:39.123
3 -	31.252	***43.164***	***22.626***	***1:37.042***	**(1)**	***90.26***		***13:58:16.165***
4 -	31.042	43.583	22.785	1:37.410	**(3)**	89.92	0.368	13:59:53.575
5 -	***30.672***	43.512	22.864	1:37.048	**(2)**	90.26	0.006	14:01:30.623

P15 55 C Paul GARNER Yamaha - Area Fifty-One Racing

IDEAL LAP TIME : 1:36.550 BEST LAP TIME : 1:36.677 DIFFERENCE : 0.127

LAP	SECTOR 1	SECTOR 2	SECTOR 3	LAP TIME		MPH	DIFF	TIME OF DAY
1 -		44.891	22.703	1:46.170		82.50	9.493	13:55:02.071
2 -	31.299	43.921	22.816	1:38.036		89.35	1.359	13:56:40.107
3 -	31.076	***43.374***	***22.573***	1:37.023	**(3)**	90.28	0.346	13:58:17.130
4 -	***30.603***	43.435	22.639	***1:36.677***	**(1)**	***90.60***		***13:59:53.807***
5 -	30.778	43.440	22.717	1:36.935	**(2)**	90.36	0.258	14:01:30.742

P16 49 C Ross McLURG Kawasaki - E.D.I Building / Steve Jordan Motorcycles

IDEAL LAP TIME : 1:36.612 BEST LAP TIME : 1:36.971 DIFFERENCE : 0.359

LAP	SECTOR 1	SECTOR 2	SECTOR 3	LAP TIME		MPH	DIFF	TIME OF DAY
1 -		44.829	23.045	1:45.760		82.82	8.789	13:55:01.661
2 -	30.978	44.100	22.924	1:38.002		89.38	1.031	13:56:39.663
3 -	31.092	***43.616***	***22.456***	1:37.164	**(2)**	90.15	0.193	13:58:16.827
4 -	***30.540***	44.155	22.698	1:37.393	**(3)**	89.94	0.422	13:59:54.220
5 -	30.718	43.790	22.463	***1:36.971***	**(1)**	***90.33***		***14:01:31.191***

P17 76 Jason BYARD Suzuki - May Construction

IDEAL LAP TIME : 1:36.861 BEST LAP TIME : 1:37.026 DIFFERENCE : 0.165

LAP	SECTOR 1	SECTOR 2	SECTOR 3	LAP TIME		MPH	DIFF	TIME OF DAY
1 -		45.013	22.780	1:45.905		82.71	8.879	13:55:01.806
2 -	31.335	43.948	22.728	1:38.011		89.37	0.985	13:56:39.817
3 -	31.248	43.900	22.598	1:37.746	**(3)**	89.61	0.720	13:58:17.563
4 -	***30.596***	***43.732***	22.750	1:37.078	**(2)**	90.23	0.052	13:59:54.641
5 -	30.713	43.780	***22.533***	***1:37.026***	**(1)**	***90.28***		***14:01:31.667***

P18 10 Paul WILBY Yamaha - Nutsmoto

IDEAL LAP TIME : 1:36.373 BEST LAP TIME : 1:36.800 DIFFERENCE : 0.427

LAP	SECTOR 1	SECTOR 2	SECTOR 3	LAP TIME		MPH	DIFF	TIME OF DAY
1 -		45.038	23.203	1:47.095		81.79	10.295	13:55:02.996
2 -	31.431	44.289	22.970	1:38.690		88.76	1.890	13:56:41.686
3 -	31.195	43.676	22.974	1:37.845	**(3)**	89.52	1.045	13:58:19.531
4 -	***30.541***	43.512	22.899	1:36.952	**(2)**	90.35	0.152	13:59:56.483
5 -	30.968	***42.988***	***22.844***	***1:36.800***	**(1)**	***90.49***		***14:01:33.283***

P19 79 C David WAKE Yamaha -

IDEAL LAP TIME : 1:36.886 BEST LAP TIME : 1:37.558 DIFFERENCE : 0.672

LAP	SECTOR 1	SECTOR 2	SECTOR 3	LAP TIME		MPH	DIFF	TIME OF DAY
1 -		46.017	22.921	1:47.158		81.74	9.600	13:55:03.059
2 -	31.605	44.437	***22.826***	1:38.868		88.60	1.310	13:56:41.927
3 -	31.818	43.680	23.083	1:38.581	**(3)**	88.85	1.023	13:58:20.508
4 -	***31.046***	43.578	22.985	1:37.609	**(2)**	89.74	0.051	13:59:58.117
5 -	31.409	***43.014***	23.135	***1:37.558***	**(1)**	***89.79***		***14:01:35.675***

Weather / Track : Cloudy / Dry

Brands Hatch GP
Circuit Length = 2.4332 miles
Start: 13:53 Flag 14:01 End: 14:02

BMCRC - MRO Championships 2016 - Rnd 8 @ Brands Hatch GP

Team Respro MRO 600 inc Clubman 600

RACE 4 - SECTOR ANALYSIS

SECTOR 1 = FL to I1, SECTOR 2 = I1 to I2, SECTOR 3 = I2 to FL, DIFF = Difference To Personal Best Lap

P20 56 C Michael MILLS Yamaha - A51R

IDEAL LAP TIME : 1:37.683 BEST LAP TIME : 1:38.084 DIFFERENCE : 0.401

LAP	SECTOR 1	SECTOR 2	SECTOR 3	LAP TIME	MPH	DIFF	TIME OF DAY
1 -		45.212	23.025	1:46.812	82.01	8.728	13:55:02.713
2 -	31.595	44.264	23.255	1:39.114	88.38	1.030	13:56:41.827
3 -	31.580	***43.705***	23.136	1:38.421 **(3)**	89.00	0.337	13:58:20.248
4 -	***31.064***	44.078	22.942	***1:38.084*** **(1)**	***89.30***		***13:59:58.332***
5 -	31.460	43.739	***22.914***	1:38.113 **(2)**	89.28	0.029	14:01:36.445

P21 177 Steve JORDAN Triumph - stevejordan motorcycles/Bernard Elliott

IDEAL LAP TIME : 1:37.523 BEST LAP TIME : 1:37.547 DIFFERENCE : 0.024

LAP	SECTOR 1	SECTOR 2	SECTOR 3	LAP TIME	MPH	DIFF	TIME OF DAY
1 -		45.599	23.297	1:48.077	81.05	10.530	13:55:03.978
2 -	32.111	45.376	23.139	1:40.626	87.05	3.079	13:56:44.604
3 -	32.102	43.717	22.840	1:38.659 **(3)**	88.78	1.112	13:58:23.263
4 -	***31.468***	43.640	22.974	1:38.082 **(2)**	89.31	0.535	14:00:01.345
5 -	31.492	***43.263***	***22.792***	***1:37.547*** **(1)**	***89.80***		***14:01:38.892***

P22 777 Mason WILLIAMS Yamaha - Steve Jordan Motorcycles

IDEAL LAP TIME : 1:37.983 BEST LAP TIME : 1:38.038 DIFFERENCE : 0.055

LAP	SECTOR 1	SECTOR 2	SECTOR 3	LAP TIME	MPH	DIFF	TIME OF DAY
1 -		45.541	23.347	1:47.878	81.20	9.840	13:55:03.779
2 -	31.542	45.043	23.298	1:39.883	87.70	1.845	13:56:43.662
3 -	31.657	44.528	23.183	1:39.368 **(3)**	88.15	1.330	13:58:23.030
4 -	31.943	44.045	***22.885***	1:38.873 **(2)**	88.59	0.835	14:00:01.903
5 -	***31.413***	***43.685***	22.940	***1:38.038*** **(1)**	***89.35***		***14:01:39.941***

P23 40 David SHELVEY Suzuki -

IDEAL LAP TIME : 1:37.182 BEST LAP TIME : 1:37.182 DIFFERENCE : 0.000

LAP	SECTOR 1	SECTOR 2	SECTOR 3	LAP TIME	MPH	DIFF	TIME OF DAY
1 -		45.733	23.337	1:48.745	80.55	11.563	13:55:04.646
2 -	31.753	45.287	23.159	1:40.199	87.42	3.017	13:56:44.845
3 -	32.077	44.393	23.058	1:39.528 **(3)**	88.01	2.346	13:58:24.373
4 -	31.563	44.047	23.241	1:38.851 **(2)**	88.61	1.669	14:00:03.224
5 -	***31.211***	***43.203***	***22.768***	***1:37.182*** **(1)**	***90.13***		***14:01:40.406***

P24 77 C Jason HOLLAND Triumph - JH autos imperial car hire

IDEAL LAP TIME : 1:38.787 BEST LAP TIME : 1:38.902 DIFFERENCE : 0.115

LAP	SECTOR 1	SECTOR 2	SECTOR 3	LAP TIME	MPH	DIFF	TIME OF DAY
1 -		45.751	23.410	1:48.495	80.73	9.593	13:55:04.396
2 -	***31.423***	45.441	23.254	1:40.118	87.49	1.216	13:56:44.514
3 -	32.205	44.338	***23.182***	1:39.725 **(3)**	87.83	0.823	13:58:24.239
4 -	31.469	***44.182***	23.251	***1:38.902*** **(1)**	***88.57***		***14:00:03.141***
5 -	31.801	44.308	23.403	1:39.512 **(2)**	88.02	0.610	14:01:42.653

P25 91 Lloyd COLLINS Honda - Warren Drives

IDEAL LAP TIME : 1:39.666 BEST LAP TIME : 1:39.943 DIFFERENCE : 0.277

LAP	SECTOR 1	SECTOR 2	SECTOR 3	LAP TIME	MPH	DIFF	TIME OF DAY
1 -		48.542	24.302	1:53.782	76.98	13.839	13:55:09.683
2 -	32.526	46.158	23.744	1:42.428	85.52	2.485	13:56:52.111
3 -	32.247	45.776	23.689	1:41.712 **(3)**	86.12	1.769	13:58:33.823
4 -	32.051	***44.766***	23.227	1:40.044 **(2)**	87.55	0.101	14:00:13.867
5 -	***31.711***	45.043	***23.189***	***1:39.943*** **(1)**	***87.64***		***14:01:53.810***

P26 81 C Liam DUFFETT Honda -

IDEAL LAP TIME : 1:41.001 BEST LAP TIME : 1:41.202 DIFFERENCE : 0.201

LAP	SECTOR 1	SECTOR 2	SECTOR 3	LAP TIME	MPH	DIFF	TIME OF DAY

Weather / Track : Cloudy / Dry

Brands Hatch GP
Circuit Length = 2.4332 miles
Start: 13:53 Flag 14:01 End: 14:02

BMCRC - MRO Championships 2016 - Rnd 8 @ Brands Hatch GP

Team Respro MRO 600 inc Clubman 600

RACE 4 - SECTOR ANALYSIS

SECTOR 1 = FL to I1, SECTOR 2 = I1 to I2, SECTOR 3 = I2 to FL, DIFF = Difference To Personal Best Lap

1 -		47.120	24.180	1:52.175	78.09	10.973	13:55:08.076
2 -	32.591	46.240	23.891	1:42.722	85.27	1.520	13:56:50.798
3 -	***32.314***	45.669	***23.439***	1:41.422 **(2)**	86.37	0.220	13:58:32.220
4 -	32.322	***45.248***	23.632	***1:41.202*** **(1)**	***86.55***		***14:00:13.422***
5 -	33.028	45.464	23.774	1:42.266 **(3)**	85.65	1.064	14:01:55.688

P27 3 Emma JARMAN Yamaha - Mum & Dad, EDIAsia and CommunityUK

IDEAL LAP TIME : 1:41.527 BEST LAP TIME : 1:42.017 DIFFERENCE : 0.490

LAP	SECTOR 1	SECTOR 2	SECTOR 3	LAP TIME	MPH	DIFF	TIME OF DAY
1 -		47.143	24.101	1:52.471	77.88	10.454	13:55:08.372
2 -	32.592	46.270	24.029	1:42.891	85.13	0.874	13:56:51.263
3 -	32.664	45.694	***23.791***	1:42.149 **(2)**	85.75	0.132	13:58:33.412
4 -	32.776	***45.347***	24.048	1:42.171 **(3)**	85.73	0.154	14:00:15.583
5 -	***32.389***	45.571	24.057	***1:42.017*** **(1)**	***85.86***		***14:01:57.600***

P28 7 C Mitch DUCRAN Yamaha -

IDEAL LAP TIME : 1:42.196 BEST LAP TIME : 1:42.196 DIFFERENCE : 0.000

LAP	SECTOR 1	SECTOR 2	SECTOR 3	LAP TIME	MPH	DIFF	TIME OF DAY
1 -		48.136	24.261	1:54.357	76.60	12.161	13:55:10.258
2 -	32.931	47.204	23.870	1:44.005 **(3)**	84.22	1.809	13:56:54.263
3 -	33.426	46.925	23.826	1:44.177	84.08	1.981	13:58:38.440
4 -	33.420	46.554	23.904	1:43.878 **(2)**	84.32	1.682	14:00:22.318
5 -	***32.645***	***46.205***	***23.346***	***1:42.196*** **(1)**	***85.71***		***14:02:04.514***

P29 95 C Karl SMITH Yamaha - The Flooring Centre Romford

IDEAL LAP TIME : 1:42.064 BEST LAP TIME : 1:42.160 DIFFERENCE : 0.096

LAP	SECTOR 1	SECTOR 2	SECTOR 3	LAP TIME	MPH	DIFF	TIME OF DAY
1 -		49.304	24.148	1:55.061	76.13	12.901	13:55:10.962
2 -	33.205	47.395	24.327	1:44.927	83.48	2.767	13:56:55.889
3 -	33.120	47.124	23.790	1:44.034 **(3)**	84.20	1.874	13:58:39.923
4 -	***32.603***	46.583	23.906	1:43.092 **(2)**	84.97	0.932	14:00:23.015
5 -	32.699	***45.859***	***23.602***	***1:42.160*** **(1)**	***85.74***		***14:02:05.175***

P30 174 Talan SKEELS-PIGGINS Suzuki - McMillan Williams

IDEAL LAP TIME : 1:42.000 BEST LAP TIME : 1:42.316 DIFFERENCE : 0.316

LAP	SECTOR 1	SECTOR 2	SECTOR 3	LAP TIME	MPH	DIFF	TIME OF DAY
1 -		49.684	24.509	1:56.508	75.18	14.192	13:55:12.409
2 -	32.816	46.588	24.695	1:44.099 **(3)**	84.14	1.783	13:56:56.508
3 -	***32.760***	46.205	23.989	1:42.954 **(2)**	85.08	0.638	13:58:39.462
4 -	32.813	47.148	24.241	1:44.202	84.06	1.886	14:00:23.664
5 -	33.076	***45.575***	***23.665***	***1:42.316*** **(1)**	***85.61***		***14:02:05.980***

P31 51 C Andrew DURANT Honda -

IDEAL LAP TIME : 1:43.598 BEST LAP TIME : 1:43.745 DIFFERENCE : 0.147

LAP	SECTOR 1	SECTOR 2	SECTOR 3	LAP TIME	MPH	DIFF	TIME OF DAY
1 -		49.427	24.252	1:55.953	75.54	12.208	13:55:11.854
2 -	32.925	48.233	24.423	1:45.581	82.96	1.836	13:56:57.435
3 -	33.026	47.006	***24.053***	1:44.085 **(3)**	84.16	0.340	13:58:41.520
4 -	32.805	***46.951***	24.175	1:43.931 **(2)**	84.28	0.186	14:00:25.451
5 -	***32.594***	47.086	24.065	***1:43.745*** **(1)**	***84.43***		***14:02:09.196***

Weather / Track : Cloudy / Dry

Brands Hatch GP
Circuit Length = 2.4332 miles
Start: 13:53 Flag 14:01 End: 14:02

BMCRC - MRO Championships 2016 - Rnd 8 @ Brands Hatch GP

Team Respro MRO 600 inc Clubman 600

RACE 4 - BEST SECTORS

	SECTOR 1			SECTOR 2			SECTOR 3			IDEAL / BEST COMPARISON					
POS	NO	NAME	TIME	NO	NAME	TIME	NO	NAME	TIME	POS	NO	NAME	IDEAL	BEST	DIFF
												PERFECT LAP	1:32.691		
1	6	PETTIT	29.715	6	PETTIT	41.266	14	BURRAGE	21.710	1	6	PETTIT	1:32.764	1:33.210	0.446
2	52	COTGROVE	29.820	14	BURRAGE	41.730	6	PETTIT	21.783	2	14	BURRAGE	1:33.530	1:33.643	0.113
3	8	NEWSTEAD	29.885	52	COTGROVE	41.869	127	TINKLER	22.026	3	52	COTGROVE	1:33.805	1:34.234	0.429
4	74	MORPHETT	29.902	8	NEWSTEAD	41.908	52	COTGROVE	22.116	4	127	TINKLER	1:33.926	1:33.988	0.062
5	127	TINKLER	29.909	74	MORPHETT	41.968	111	RUTH	22.157	5	8	NEWSTEAD	1:34.015	1:34.015	0.000
6	32	PIPER	30.083	127	TINKLER	41.991	32	PIPER	22.168	6	74	MORPHETT	1:34.100	1:34.116	0.016
7	14	BURRAGE	30.090	111	RUTH	42.057	61	SAVAGE	22.207	7	111	RUTH	1:34.464	1:34.671	0.207
8	111	RUTH	30.250	32	PIPER	42.512	69	SETON	22.214	8	32	PIPER	1:34.763	1:34.923	0.160
9	11	HARVEY	30.322	69	SETON	42.539	8	NEWSTEAD	22.222	9	69	SETON	1:35.090	1:35.474	0.384
10	69	SETON	30.337	61	SAVAGE	42.839	74	MORPHETT	22.230	10	61	SAVAGE	1:35.469	1:35.747	0.278
11	61	SAVAGE	30.423	11	HARVEY	42.974	49	McLURG	22.456	11	11	HARVEY	1:35.772	1:36.083	0.311
12	86	SHOUBRIDGE	30.493	10	WILBY	42.988	11	HARVEY	22.476	12	48	MATTHEWS	1:36.281	1:36.419	0.138
13	49	McLURG	30.540	79	WAKE	43.014	76	BYARD	22.533	13	86	SHOUBRIDGE	1:36.328	1:36.552	0.224
14	10	WILBY	30.541	48	MATTHEWS	43.051	55	GARNER	22.573	14	10	WILBY	1:36.373	1:36.800	0.427
15	48	MATTHEWS	30.545	44	PLATTON	43.164	44	PLATTON	22.626	15	44	PLATTON	1:36.462	1:37.042	0.580
16	76	BYARD	30.596	86	SHOUBRIDGE	43.165	86	SHOUBRIDGE	22.670	16	55	GARNER	1:36.550	1:36.677	0.127
17	55	GARNER	30.603	40	SHELVEY	43.203	48	MATTHEWS	22.685	17	49	McLURG	1:36.612	1:36.971	0.359
18	44	PLATTON	30.672	177	JORDAN	43.263	40	SHELVEY	22.768	18	76	BYARD	1:36.861	1:37.026	0.165
19	79	WAKE	31.046	55	GARNER	43.374	177	JORDAN	22.792	19	79	WAKE	1:36.886	1:37.558	0.672
20	56	MILLS	31.064	49	McLURG	43.616	79	WAKE	22.826	20	40	SHELVEY	1:37.182	1:37.182	0.000
21	40	SHELVEY	31.211	777	WILLIAMS	43.685	10	WILBY	22.844	21	177	JORDAN	1:37.523	1:37.547	0.024
22	777	WILLIAMS	31.413	56	MILLS	43.705	777	WILLIAMS	22.885	22	56	MILLS	1:37.683	1:38.084	0.401
23	77	HOLLAND	31.423	76	BYARD	43.732	56	MILLS	22.914	23	777	WILLIAMS	1:37.983	1:38.038	0.055
24	177	JORDAN	31.468	77	HOLLAND	44.182	77	HOLLAND	23.182	24	77	HOLLAND	1:38.787	1:38.902	0.115
25	91	COLLINS	31.711	91	COLLINS	44.766	91	COLLINS	23.189	25	91	COLLINS	1:39.666	1:39.943	0.277
26	81	DUFFETT	32.314	81	DUFFETT	45.248	7	DUCRAN	23.346	26	81	DUFFETT	1:41.001	1:41.202	0.201
27	3	JARMAN	32.389	3	JARMAN	45.347	81	DUFFETT	23.439	27	3	JARMAN	1:41.527	1:42.017	0.490
28	51	DURANT	32.594	174	SKEELS-PIGGINS	45.575	95	SMITH	23.602	28	174	SKEELS-PIGGINS	1:42.000	1:42.316	0.316
29	95	SMITH	32.603	95	SMITH	45.859	174	SKEELS-PIGGINS	23.665	29	95	SMITH	1:42.064	1:42.160	0.096
30	7	DUCRAN	32.645	7	DUCRAN	46.205	3	JARMAN	23.791	30	7	DUCRAN	1:42.196	1:42.196	0.000
31	174	SKEELS-PIGGINS	32.760	51	DURANT	46.951	51	DURANT	24.053	31	51	DURANT	1:43.598	1:43.745	0.147
32															
33															

Weather / Track : Cloudy / Dry

Brands Hatch GP
Circuit Length = 2.4332 miles
Start: 13:53 Flag 14:01 End: 14:02

Results can be found at www.tsl-timing.com

Printed - 14:04 Saturday, 20 August 2016

BMCRC - MRO Championships 2016 - Rnd 8 @ Brands Hatch GP

Team Respro MRO 600 inc Clubman 600

RACE 15 - CLASSIFICATION

POS	NO	CL	PIC	NAME	ENTRY	LAPS	TIME	GAP	DIFF	MPH	BEST	ON
1	**14**		1	Chris BURRAGE	Yamaha - Seton tuning	**5**	7:52.890			92.62	**1:33.260**	5
2	**6**	C	1	Dominic PETTIT	Yamaha - Camclad Contractors	**5**	7:53.001	**0.111**	0.111	92.59	**1:32.848**	4
3	**127**		2	David TINKLER	Yamaha -	**5**	7:53.384	**0.494**	0.383	92.52	**1:33.424**	4
4	**74**		3	Joe MORPHETT	Yamaha - Inta / The Bike Shop	**5**	7:53.715	**0.825**	0.331	92.45	**1:33.268**	4
5	**52**	C	2	Ben COTGROVE	Yamaha - NR Racing	**5**	7:53.843	**0.953**	0.128	92.43	**1:32.780**	5
6	**8**		4	Grant NEWSTEAD	Yamaha - Tinklers Motorcycles	**5**	7:54.548	**1.658**	0.705	92.29	**1:32.994**	5
7	**111**	C	3	Dan RUTH	Yamaha - Richard Ruth	**5**	7:58.257	**5.367**	3.709	91.58	**1:33.981**	4
8	**32**	C	4	Mark PIPER	Yamaha - please sponsor me	**5**	7:58.518	**5.628**	0.261	91.53	**1:33.976**	4
9	**44**	C	5	Hayden PLATTON	Kawasaki - NR Racing	**5**	8:04.258	**11.368**	5.740	90.44	**1:34.660**	5
10	**61**		5	Olly SAVAGE	Kawasaki - Validus-IVC Ltd	**5**	8:04.573	**11.683**	0.315	90.38	**1:35.368**	2
11	**69**		6	Phil SETON	Yamaha - Seton Tuning	**5**	8:06.371	**13.481**	1.798	90.05	**1:35.906**	5
12	**48**	C	6	Jay MATTHEWS	Yamaha -	**5**	8:06.615	**13.725**	0.244	90.00	**1:35.339**	4
13	**11**	C	7	Josh HARVEY	Yamaha - NR Racing	**5**	8:06.854	**13.964**	0.239	89.96	**1:35.680**	5
14	**86**	C	8	David SHOUBRIDGE	Kawasaki - ASAP (allsignsallprint)	**5**	8:07.327	**14.437**	0.473	89.87	**1:34.978**	5
15	**49**	C	9	Ross McLURG	Kawasaki - E.D.I Building / Steve Jordan Motorcycle	**5**	8:07.809	**14.919**	0.482	89.78	**1:35.850**	4
16	**79**	C	10	David WAKE	Yamaha -	**5**	8:10.512	**17.622**	2.703	89.29	**1:36.263**	3
17	**76**		7	Jason BYARD	Suzuki - May Construction	**5**	8:11.355	**18.465**	0.843	89.13	**1:36.582**	5
18	**10**		8	Paul WILBY	Yamaha - Nutsmoto	**5**	8:11.462	**18.572**	0.107	89.12	**1:36.302**	5
19	**177**		9	Steve JORDAN	Triumph - stevejordan motorcycles/Bernard Elliott	**5**	8:12.245	**19.355**	0.783	88.97	**1:36.300**	4
20	**40**		10	David SHELVEY	Suzuki -	**5**	8:12.517	**19.627**	0.272	88.92	**1:35.795**	4
21	**56**	C	11	Michael MILLS	Yamaha - A51R	**5**	8:15.734	**22.844**	3.217	88.35	**1:36.694**	5
22	**777**		11	Mason WILLIAMS	Yamaha - Steve Jordan Motorcycles	**5**	8:21.006	**28.116**	5.272	87.42	**1:37.909**	2
23	**77**	C	12	Jason HOLLAND	Triumph - JH autos imperial car hire	**5**	8:21.188	**28.298**	0.182	87.39	**1:38.016**	4
24	**149**	C	13	Callum HAMMETT	Yamaha -	**5**	8:23.345	**30.455**	2.157	87.01	**1:38.426**	5
25	**81**	C	14	Liam DUFFETT	Honda -	**5**	8:30.904	**38.014**	7.559	85.72	**1:39.937**	5
26	**184**		12	David TWYFORD	Yamaha -	**5**	8:31.264	**38.374**	0.360	85.66	**1:38.263**	5
27	**3**		13	Emma JARMAN	Yamaha - Mum & Dad, EDIAsia and CommunityUK	**5**	8:33.409	**40.519**	2.145	85.31	**1:39.754**	5
28	**91**		14	Lloyd COLLINS	Honda - Warren Drives	**5**	8:33.870	**40.980**	0.461	85.23	**1:39.621**	5
29	**7**	C	15	Mitch DUCRAN	Yamaha -	**5**	8:38.920	**46.030**	5.050	84.40	**1:40.990**	5
30	**95**	C	16	Karl SMITH	Yamaha - The Flooring Centre Romford	**5**	8:43.043	**50.153**	4.123	83.73	**1:42.139**	5
31	**174**		15	Talan SKEELS-PIGGINS	Suzuki - McMillan Williams	**5**	8:43.763	**50.873**	0.720	83.62	**1:41.875**	2
32	**51**	C	17	Andrew DURANT	Honda -	**5**	8:45.314	**52.424**	1.551	83.37	**1:42.389**	5

NOT CLASSIFIED

DNF	**55**	C		Paul GARNER	Yamaha - Area Fifty-One Racing	**0**						

FASTEST LAP

52	C	Ben COTGROVE	Yamaha - NR Racing	**5**	1:32.780	94.41 mph	151.94 kph
8		Grant NEWSTEAD	Yamaha - Tinklers Motorcycles	**5**	1:32.994	94.19 mph	151.59 kph

Class - 90% of Race Speed = 83.35 mph
Class C - 90% of Race Speed = 83.33 mph

Brands Hatch GP
Circuit Length = 2.4332 miles
Start: 17:27 Flag 17:35 End: 17:36

Weather / Track : Cloudy / Dry
These results are provisional until the conclusion of any judicial and technical matters.

Clerk Of Course :		Timekeeper :

Results can be found at www.tsl-timing.com

Printed - 17:37 Saturday, 20 August 2016

BMCRC - MRO Championships 2016 - Rnd 8 @ Brands Hatch GP

Team Respro MRO 600 inc Clubman 600

RACE 15 - LAP CHART

LAP 1 @ 17:29:21.195

NO	BEHIND	LAP TIME
127		1:38.536
14	0.334	1:38.870
74	0.625	1:39.161
52	1.332	1:39.868
6	1.652	1:40.188
8	2.110	1:40.646
111	2.361	1:40.897
32	2.428	1:40.964
61	2.961	1:41.497
48	3.527	1:42.063
69	3.829	1:42.365
44	4.445	1:42.981
11	5.125	1:43.661
49	5.186	1:43.722
86	5.426	1:43.962
79	5.515	1:44.051
76	5.819	1:44.355
10	7.010	1:45.546
177	7.367	1:45.903
40	8.451	1:46.987
56	8.510	1:47.046
777	8.680	1:47.216
77	8.953	1:47.489
149	10.120	1:48.656
91	11.191	1:49.727
81	11.350	1:49.886
3	11.902	1:50.438
184	12.271	1:50.807
7	13.284	1:51.820
95	13.968	1:52.504
51	15.019	1:53.555
174	15.467	1:54.003

LAP 2 @ 17:30:55.197

NO	BEHIND	LAP TIME
127		1:34.002
14	0.102	1:33.770
74	1.026	1:34.403
52	1.186	1:33.856
6	1.517	1:33.867
8	1.844	1:33.736
111	2.996	1:34.637
32	3.416	1:34.990
61	4.327	1:35.368
69	5.868	1:36.041
48	6.083	1:36.558
44	6.241	1:35.798
11	7.170	1:36.047
49	7.432	1:36.248
86	7.829	1:36.405
76	8.413	1:36.596
79	8.575	1:37.062
10	9.496	1:36.488
177	10.236	1:36.871
40	11.832	1:37.383
56	12.078	1:37.570
777	12.587	1:37.909
77	13.055	1:38.104
149	15.465	1:39.347
81	17.933	1:40.585
91	19.034	1:41.845
3	19.281	1:41.381
184	19.841	1:41.572
7	21.789	1:42.507
95	22.700	1:42.734
174	23.340	1:41.875
51	24.062	1:43.045

LAP 3 @ 17:32:28.727

NO	BEHIND	LAP TIME
14		1:33.428
127	0.266	1:33.796
74	1.028	1:33.532
6	1.093	1:33.106
52	1.405	1:33.749
8	2.105	1:33.791
111	3.877	1:34.411
32	4.170	1:34.284
61	6.772	1:35.975
69	8.289	1:35.951
44	8.711	1:36.000
48	9.155	1:36.602
11	9.418	1:35.778
49	10.021	1:36.119
86	10.325	1:36.026
79	11.308	1:36.263
76	11.611	1:36.728
10	12.548	1:36.582
177	13.365	1:36.659
40	14.704	1:36.402
56	15.880	1:37.332
777	17.629	1:38.572
77	18.140	1:38.615
149	20.415	1:38.480
81	24.574	1:40.171
3	27.285	1:41.534
184	27.456	1:41.145
91	27.511	1:42.007
7	30.319	1:42.060
95	32.083	1:42.913
174	32.561	1:42.751
51	34.312	1:43.780

LAP 4 @ 17:34:02.289

NO	BEHIND	LAP TIME
14		1:33.562
127	0.128	1:33.424
6	0.379	1:32.848
74	0.734	1:33.268
52	1.433	1:33.590
8	1.924	1:33.381
111	4.296	1:33.981
32	4.584	1:33.976
61	9.246	1:36.036
44	9.968	1:34.819
69	10.835	1:36.108
48	10.932	1:35.339
11	11.544	1:35.688
49	12.309	1:35.850
86	12.719	1:35.956
79	14.491	1:36.745
76	15.143	1:37.094
10	15.530	1:36.544
177	16.103	1:36.300
40	16.937	1:35.795
56	19.410	1:37.092
777	22.235	1:38.168
77	22.594	1:38.016
149	25.289	1:38.436
81	31.337	1:40.325
184	33.371	1:39.477
3	34.025	1:40.302
91	34.619	1:40.670
7	38.300	1:41.543
95	41.274	1:42.753
174	42.158	1:43.159
51	43.295	1:42.545

LAP 5 @ 17:35:35.549

NO	BEHIND	LAP TIME
14		1:33.260
6	0.111	1:32.992
127	0.494	1:33.626
74	0.825	1:33.351
52	0.953	1:32.780
8	1.658	1:32.994
111	5.367	1:34.331
32	5.628	1:34.304
44	11.368	1:34.660
61	11.683	1:35.697
69	13.481	1:35.906
48	13.725	1:36.053
11	13.964	1:35.680
86	14.437	1:34.978
49	14.919	1:35.870
79	17.622	1:36.391
76	18.465	1:36.582
10	18.572	1:36.302
177	19.355	1:36.512
40	19.627	1:35.950
56	22.844	1:36.694
777	28.116	1:39.141
77	28.298	1:38.964
149	30.455	1:38.426
81	38.014	1:39.937
184	38.374	1:38.263
3	40.519	1:39.754
91	40.980	1:39.621
7	46.030	1:40.990
95	50.153	1:42.139
174	50.873	1:41.975
51	52.424	1:42.389

Weather / Track : Cloudy / Dry

Brands Hatch GP
Circuit Length = 2.4332 miles
Start: 17:27 Flag 17:35 End: 17:36

Results can be found at www.tsl-timing.com

Printed - 17:38 Saturday, 20 August 2016

BMCRC - MRO Championships 2016 - Rnd 8 @ Brands Hatch GP

Team Respro MRO 600 inc Clubman 600

RACE 15 - SECTOR ANALYSIS

SECTOR 1 = FL to I1, SECTOR 2 = I1 to I2, SECTOR 3 = I2 to FL, DIFF = Difference To Personal Best Lap

P1 14 Chris BURRAGE Yamaha - Seton tuning

IDEAL LAP TIME : 1:32.906 BEST LAP TIME : 1:33.260 DIFFERENCE : 0.354

LAP	SECTOR 1	SECTOR 2	SECTOR 3	LAP TIME	MPH	DIFF	TIME OF DAY
1 -		41.898	22.159	1:38.870	88.59	5.610	17:29:21.529
2 -	30.095	***41.292***	22.383	1:33.770	93.41	0.510	17:30:55.299
3 -	30.137	41.382	21.909	1:33.428 **(2)**	93.76	0.168	17:32:28.727
4 -	30.173	41.596	***21.793***	1:33.562 **(3)**	93.62	0.302	17:34:02.289
5 -	***29.821***	41.510	21.929	***1:33.260*** **(1)**	***93.92***		***17:35:35.549***

P2 6 C Dominic PETTIT Yamaha - Camclad Contractors

IDEAL LAP TIME : 1:32.515 BEST LAP TIME : 1:32.848 DIFFERENCE : 0.333

LAP	SECTOR 1	SECTOR 2	SECTOR 3	LAP TIME	MPH	DIFF	TIME OF DAY
1 -		42.727	22.477	1:40.188	87.43	7.340	17:29:22.847
2 -	29.937	41.830	22.100	1:33.867	93.32	1.019	17:30:56.714
3 -	29.811	41.598	***21.697***	1:33.106 **(3)**	94.08	0.258	17:32:29.820
4 -	***29.498***	41.542	21.808	***1:32.848*** **(1)**	***94.34***		***17:34:02.668***
5 -	29.816	***41.320***	21.856	1:32.992 **(2)**	94.19	0.144	17:35:35.660

P3 127 David TINKLER Yamaha -

IDEAL LAP TIME : 1:33.222 BEST LAP TIME : 1:33.424 DIFFERENCE : 0.202

LAP	SECTOR 1	SECTOR 2	SECTOR 3	LAP TIME	MPH	DIFF	TIME OF DAY
1 -		41.976	22.010	1:38.536	88.89	5.112	17:29:21.195
2 -	30.104	41.612	22.286	1:34.002	93.18	0.578	17:30:55.197
3 -	30.390	***41.535***	21.871	1:33.796 **(3)**	93.39	0.372	17:32:28.993
4 -	30.065	41.635	***21.724***	***1:33.424*** **(1)**	***93.76***		***17:34:02.417***
5 -	***29.963***	41.879	21.784	1:33.626 **(2)**	93.56	0.202	17:35:36.043

P4 74 Joe MORPHETT Yamaha - Inta / The Bike Shop

IDEAL LAP TIME : 1:33.071 BEST LAP TIME : 1:33.268 DIFFERENCE : 0.197

LAP	SECTOR 1	SECTOR 2	SECTOR 3	LAP TIME	MPH	DIFF	TIME OF DAY
1 -		42.049	22.232	1:39.161	88.33	5.893	17:29:21.820
2 -	30.214	41.919	22.270	1:34.403	92.79	1.135	17:30:56.223
3 -	29.891	41.588	22.053	1:33.532 **(3)**	93.65	0.264	17:32:29.755
4 -	29.944	***41.318***	22.006	***1:33.268*** **(1)**	***93.92***		***17:34:03.023***
5 -	***29.814***	41.598	***21.939***	1:33.351 **(2)**	93.83	0.083	17:35:36.374

P5 52 C Ben COTGROVE Yamaha - NR Racing

IDEAL LAP TIME : 1:32.780 BEST LAP TIME : 1:32.780 DIFFERENCE : 0.000

LAP	SECTOR 1	SECTOR 2	SECTOR 3	LAP TIME	MPH	DIFF	TIME OF DAY
1 -		42.382	22.156	1:39.868	87.71	7.088	17:29:22.527
2 -	29.719	41.860	22.277	1:33.856	93.33	1.076	17:30:56.383
3 -	30.155	41.785	21.809	1:33.749 **(3)**	93.43	0.969	17:32:30.132
4 -	29.981	41.680	21.929	1:33.590 **(2)**	93.59	0.810	17:34:03.722
5 -	***29.666***	***41.414***	***21.700***	***1:32.780*** **(1)**	***94.41***		***17:35:36.502***

P6 8 Grant NEWSTEAD Yamaha - Tinklers Motorcycles

IDEAL LAP TIME : 1:32.994 BEST LAP TIME : 1:32.994 DIFFERENCE : 0.000

LAP	SECTOR 1	SECTOR 2	SECTOR 3	LAP TIME	MPH	DIFF	TIME OF DAY
1 -		42.666	22.390	1:40.646	87.03	7.652	17:29:23.305
2 -	30.016	41.579	22.141	1:33.736 **(3)**	93.45	0.742	17:30:57.041
3 -	30.074	41.632	22.085	1:33.791	93.39	0.797	17:32:30.832
4 -	29.900	41.481	22.000	1:33.381 **(2)**	93.80	0.387	17:34:04.213
5 -	***29.674***	***41.333***	***21.987***	***1:32.994*** **(1)**	***94.19***		***17:35:37.207***

P7 111 C Dan RUTH Yamaha - Richard Ruth

IDEAL LAP TIME : 1:33.973 BEST LAP TIME : 1:33.981 DIFFERENCE : 0.008

LAP	SECTOR 1	SECTOR 2	SECTOR 3	LAP TIME	MPH	DIFF	TIME OF DAY

Weather / Track : Cloudy / Dry

Brands Hatch GP
Circuit Length = 2.4332 miles
Start: 17:27 Flag 17:35 End: 17:36

BMCRC - MRO Championships 2016 - Rnd 8 @ Brands Hatch GP

Team Respro MRO 600 inc Clubman 600

RACE 15 - SECTOR ANALYSIS

SECTOR 1 = FL to I1, SECTOR 2 = I1 to I2, SECTOR 3 = I2 to FL, DIFF = Difference To Personal Best Lap

1 -		42.992	22.387	1:40.897	86.81	6.916	17:29:23.556
2 -	30.396	42.131	22.110	1:34.637	92.56	0.656	17:30:58.193
3 -	30.391	41.932	22.088	1:34.411 (3)	92.78	0.430	17:32:32.604
4 -	30.150	***41.886***	***21.945***	***1:33.981 (1)***	***93.20***		***17:34:06.585***
5 -	***30.142***	42.053	22.136	1:34.331 (2)	92.86	0.350	17:35:40.916

P8 32 C Mark PIPER Yamaha - please sponsor me

IDEAL LAP TIME : 1:33.976 BEST LAP TIME : 1:33.976 DIFFERENCE : 0.000

LAP	SECTOR 1	SECTOR 2	SECTOR 3	LAP TIME	MPH	DIFF	TIME OF DAY
1 -		42.669	22.402	1:40.964	86.76	6.988	17:29:23.623
2 -	30.378	42.541	22.071	1:34.990	92.21	1.014	17:30:58.613
3 -	30.051	42.136	22.097	1:34.284 (2)	92.90	0.308	17:32:32.897
4 -	***30.010***	***42.045***	***21.921***	***1:33.976 (1)***	***93.21***		***17:34:06.873***
5 -	30.079	42.186	22.039	1:34.304 (3)	92.88	0.328	17:35:41.177

P9 44 C Hayden PLATTON Kawasaki - NR Racing

IDEAL LAP TIME : 1:34.332 BEST LAP TIME : 1:34.660 DIFFERENCE : 0.328

LAP	SECTOR 1	SECTOR 2	SECTOR 3	LAP TIME	MPH	DIFF	TIME OF DAY
1 -		43.771	22.761	1:42.981	85.06	8.321	17:29:25.640
2 -	30.808	42.556	22.434	1:35.798 (3)	91.44	1.138	17:31:01.438
3 -	30.818	42.746	22.436	1:36.000	91.24	1.340	17:32:37.438
4 -	30.417	***42.025***	22.377	1:34.819 (2)	92.38	0.159	17:34:12.257
5 -	***29.939***	42.353	***22.368***	***1:34.660 (1)***	***92.54***		***17:35:46.917***

P10 61 Olly SAVAGE Kawasaki - Validus-IVC Ltd

IDEAL LAP TIME : 1:35.368 BEST LAP TIME : 1:35.368 DIFFERENCE : 0.000

LAP	SECTOR 1	SECTOR 2	SECTOR 3	LAP TIME	MPH	DIFF	TIME OF DAY
1 -		42.947	22.461	1:41.497	86.30	6.129	17:29:24.156
2 -	***30.269***	***42.836***	***22.263***	***1:35.368 (1)***	***91.85***		***17:30:59.524***
3 -	30.516	42.923	22.536	1:35.975 (3)	91.27	0.607	17:32:35.499
4 -	30.395	43.124	22.517	1:36.036	91.21	0.668	17:34:11.535
5 -	30.308	43.071	22.318	1:35.697 (2)	91.53	0.329	17:35:47.232

P11 69 Phil SETON Yamaha - Seton Tuning

IDEAL LAP TIME : 1:35.506 BEST LAP TIME : 1:35.906 DIFFERENCE : 0.400

LAP	SECTOR 1	SECTOR 2	SECTOR 3	LAP TIME	MPH	DIFF	TIME OF DAY
1 -		43.038	22.577	1:42.365	85.57	6.459	17:29:25.024
2 -	30.850	42.774	22.417	1:36.041 (3)	91.20	0.135	17:31:01.065
3 -	30.838	***42.586***	22.527	1:35.951 (2)	91.29	0.045	17:32:37.016
4 -	30.800	42.644	22.664	1:36.108	91.14	0.202	17:34:13.124
5 -	***30.555***	42.986	***22.365***	***1:35.906 (1)***	***91.33***		***17:35:49.030***

P12 48 C Jay MATTHEWS Yamaha -

IDEAL LAP TIME : 1:35.339 BEST LAP TIME : 1:35.339 DIFFERENCE : 0.000

LAP	SECTOR 1	SECTOR 2	SECTOR 3	LAP TIME	MPH	DIFF	TIME OF DAY
1 -		43.020	22.791	1:42.063	85.82	6.724	17:29:24.722
2 -	30.757	42.961	22.840	1:36.558 (3)	90.72	1.219	17:31:01.280
3 -	30.782	43.112	22.708	1:36.602	90.67	1.263	17:32:37.882
4 -	***30.519***	***42.473***	***22.347***	***1:35.339 (1)***	***91.88***		***17:34:13.221***
5 -	30.542	43.037	22.474	1:36.053 (2)	91.19	0.714	17:35:49.274

P13 11 C Josh HARVEY Yamaha - NR Racing

IDEAL LAP TIME : 1:35.457 BEST LAP TIME : 1:35.680 DIFFERENCE : 0.223

LAP	SECTOR 1	SECTOR 2	SECTOR 3	LAP TIME	MPH	DIFF	TIME OF DAY
1 -		43.636	23.140	1:43.661	84.50	7.981	17:29:26.320
2 -	***30.314***	43.264	22.469	1:36.047	91.20	0.367	17:31:02.367
3 -	30.449	42.822	22.507	1:35.778 (3)	91.45	0.098	17:32:38.145
4 -	30.446	***42.721***	22.521	1:35.688 (2)	91.54	0.008	17:34:13.833

Weather / Track : Cloudy / Dry

Brands Hatch GP
Circuit Length = 2.4332 miles
Start: 17:27 Flag 17:35 End: 17:36

BMCRC - MRO Championships 2016 - Rnd 8 @ Brands Hatch GP

Team Respro MRO 600 inc Clubman 600

RACE 15 - SECTOR ANALYSIS

SECTOR 1 = FL to I1, SECTOR 2 = I1 to I2, SECTOR 3 = I2 to FL, DIFF = Difference To Personal Best Lap

5 -	30.318	42.940	***22.422***	***1:35.680***	**(1)**	***91.55***	***17:35:49.513***

P14 86 C David SHOUBRIDGE Kawasaki - ASAP (allsignsallprint)

IDEAL LAP TIME : 1:34.978 BEST LAP TIME : 1:34.978 DIFFERENCE : 0.000

LAP	SECTOR 1	SECTOR 2	SECTOR 3	LAP TIME		MPH	DIFF	TIME OF DAY
1 -		43.555	23.251	1:43.962		84.25	8.984	17:29:26.621
2 -	30.661	43.207	22.537	1:36.405		90.86	1.427	17:31:03.026
3 -	30.707	42.938	22.381	1:36.026	**(3)**	91.22	1.048	17:32:39.052
4 -	30.517	42.987	22.452	1:35.956	**(2)**	91.29	0.978	17:34:15.008
5 -	***30.221***	***42.471***	***22.286***	***1:34.978***	**(1)**	***92.23***		***17:35:49.986***

P15 49 C Ross McLURG Kawasaki - E.D.I Building / Steve Jordan Motorcycles

IDEAL LAP TIME : 1:35.607 BEST LAP TIME : 1:35.850 DIFFERENCE : 0.243

LAP	SECTOR 1	SECTOR 2	SECTOR 3	LAP TIME		MPH	DIFF	TIME OF DAY
1 -		43.433	22.820	1:43.722		84.45	7.872	17:29:26.381
2 -	30.532	43.123	22.593	1:36.248		91.01	0.398	17:31:02.629
3 -	30.806	***42.862***	22.451	1:36.119	**(3)**	91.13	0.269	17:32:38.748
4 -	30.504	43.073	***22.273***	***1:35.850***	**(1)**	***91.39***		***17:34:14.598***
5 -	***30.472***	43.125	***22.273***	1:35.870	**(2)**	91.37	0.020	17:35:50.468

P16 79 C David WAKE Yamaha -

IDEAL LAP TIME : 1:36.239 BEST LAP TIME : 1:36.263 DIFFERENCE : 0.024

LAP	SECTOR 1	SECTOR 2	SECTOR 3	LAP TIME		MPH	DIFF	TIME OF DAY
1 -		43.538	22.880	1:44.051		84.18	7.788	17:29:26.710
2 -	31.115	43.276	22.671	1:37.062		90.24	0.799	17:31:03.772
3 -	***30.970***	***42.816***	22.477	***1:36.263***	**(1)**	***90.99***		***17:32:40.035***
4 -	31.138	43.154	***22.453***	1:36.745	**(3)**	90.54	0.482	17:34:16.780
5 -	31.094	42.831	22.466	1:36.391	**(2)**	90.87	0.128	17:35:53.171

P17 76 Jason BYARD Suzuki - May Construction

IDEAL LAP TIME : 1:36.110 BEST LAP TIME : 1:36.582 DIFFERENCE : 0.472

LAP	SECTOR 1	SECTOR 2	SECTOR 3	LAP TIME		MPH	DIFF	TIME OF DAY
1 -		43.804	***22.417***	1:44.355		83.94	7.773	17:29:27.014
2 -	30.780	***43.061***	22.755	1:36.596	**(2)**	90.68	0.014	17:31:03.610
3 -	***30.632***	43.672	22.424	1:36.728	**(3)**	90.56	0.146	17:32:40.338
4 -	31.158	43.337	22.599	1:37.094		90.22	0.512	17:34:17.432
5 -	30.684	43.155	22.743	***1:36.582***	**(1)**	***90.69***		***17:35:54.014***

P18 10 Paul WILBY Yamaha - Nutsmoto

IDEAL LAP TIME : 1:36.057 BEST LAP TIME : 1:36.302 DIFFERENCE : 0.245

LAP	SECTOR 1	SECTOR 2	SECTOR 3	LAP TIME		MPH	DIFF	TIME OF DAY
1 -		44.262	22.762	1:45.546		82.99	9.244	17:29:28.205
2 -	30.874	43.256	***22.358***	1:36.488	**(2)**	90.78	0.186	17:31:04.693
3 -	31.049	43.060	22.473	1:36.582		90.69	0.280	17:32:41.275
4 -	31.049	***42.959***	22.536	1:36.544	**(3)**	90.73	0.242	17:34:17.819
5 -	***30.740***	43.073	22.489	***1:36.302***	**(1)**	***90.96***		***17:35:54.121***

P19 177 Steve JORDAN Triumph - stevejordan motorcycles/Bernard Elliott

IDEAL LAP TIME : 1:36.232 BEST LAP TIME : 1:36.300 DIFFERENCE : 0.068

LAP	SECTOR 1	SECTOR 2	SECTOR 3	LAP TIME		MPH	DIFF	TIME OF DAY
1 -		44.482	22.644	1:45.903		82.71	9.603	17:29:28.562
2 -	31.114	43.127	22.630	1:36.871		90.42	0.571	17:31:05.433
3 -	31.194	***42.853***	22.612	1:36.659	**(3)**	90.62	0.359	17:32:42.092
4 -	***30.896***	42.921	***22.483***	***1:36.300***	**(1)**	***90.96***		***17:34:18.392***
5 -	30.938	43.038	22.536	1:36.512	**(2)**	90.76	0.212	17:35:54.904

Weather / Track : Cloudy / Dry

Brands Hatch GP
Circuit Length = 2.4332 miles
Start: 17:27 Flag 17:35 End: 17:36

BMCRC - MRO Championships 2016 - Rnd 8 @ Brands Hatch GP

Team Respro MRO 600 inc Clubman 600

RACE 15 - SECTOR ANALYSIS

SECTOR 1 = FL to I1, SECTOR 2 = I1 to I2, SECTOR 3 = I2 to FL, DIFF = Difference To Personal Best Lap

P20 40 David SHELVEY Suzuki -

IDEAL LAP TIME : 1:35.545 BEST LAP TIME : 1:35.795 DIFFERENCE : 0.250

LAP	SECTOR 1	SECTOR 2	SECTOR 3	LAP TIME	MPH	DIFF	TIME OF DAY
1 -		45.066	23.285	1:46.987	81.87	11.192	17:29:29.646
2 -	31.108	43.500	22.775	1:37.383	89.95	1.588	17:31:07.029
3 -	30.991	42.832	22.579	1:36.402 (3)	90.86	0.607	17:32:43.431
4 -	30.765	***42.606***	***22.424***	***1:35.795*** **(1)**	***91.44***		***17:34:19.226***
5 -	***30.515***	42.970	22.465	1:35.950 (2)	91.29	0.155	17:35:55.176

P21 56 C Michael MILLS Yamaha - A51R

IDEAL LAP TIME : 1:36.623 BEST LAP TIME : 1:36.694 DIFFERENCE : 0.071

LAP	SECTOR 1	SECTOR 2	SECTOR 3	LAP TIME	MPH	DIFF	TIME OF DAY
1 -		45.161	22.828	1:47.046	81.83	10.352	17:29:29.705
2 -	31.200	43.637	22.733	1:37.570	89.78	0.876	17:31:07.275
3 -	31.201	43.329	22.802	1:37.332 (3)	89.99	0.638	17:32:44.607
4 -	31.157	43.287	***22.648***	1:37.092 (2)	90.22	0.398	17:34:21.699
5 -	***30.730***	***43.245***	22.719	***1:36.694*** **(1)**	***90.59***		***17:35:58.393***

P22 777 Mason WILLIAMS Yamaha - Steve Jordan Motorcycles

IDEAL LAP TIME : 1:37.739 BEST LAP TIME : 1:37.909 DIFFERENCE : 0.170

LAP	SECTOR 1	SECTOR 2	SECTOR 3	LAP TIME	MPH	DIFF	TIME OF DAY
1 -		45.021	23.272	1:47.216	81.70	9.307	17:29:29.875
2 -	***31.256***	***43.698***	22.955	***1:37.909*** **(1)**	***89.46***		***17:31:07.784***
3 -	31.591	44.048	22.933	1:38.572 (3)	88.86	0.663	17:32:46.356
4 -	31.526	43.857	***22.785***	1:38.168 (2)	89.23	0.259	17:34:24.524
5 -	31.750	44.427	22.964	1:39.141	88.35	1.232	17:36:03.665

P23 77 C Jason HOLLAND Triumph - JH autos imperial car hire

IDEAL LAP TIME : 1:37.747 BEST LAP TIME : 1:38.016 DIFFERENCE : 0.269

LAP	SECTOR 1	SECTOR 2	SECTOR 3	LAP TIME	MPH	DIFF	TIME OF DAY
1 -		45.421	22.817	1:47.489	81.49	9.473	17:29:30.148
2 -	31.357	***43.789***	22.958	1:38.104 (2)	89.29	0.088	17:31:08.252
3 -	31.289	44.425	22.901	1:38.615 (3)	88.82	0.599	17:32:46.867
4 -	***31.206***	44.058	***22.752***	***1:38.016*** **(1)**	***89.37***		***17:34:24.883***
5 -	31.454	44.519	22.991	1:38.964	88.51	0.948	17:36:03.847

P24 149 C Callum HAMMETT Yamaha -

IDEAL LAP TIME : 1:37.984 BEST LAP TIME : 1:38.426 DIFFERENCE : 0.442

LAP	SECTOR 1	SECTOR 2	SECTOR 3	LAP TIME	MPH	DIFF	TIME OF DAY
1 -		45.274	23.372	1:48.656	80.61	10.230	17:29:31.315
2 -	31.548	44.350	23.449	1:39.347	88.17	0.921	17:31:10.662
3 -	31.460	***43.931***	23.089	1:38.480 (3)	88.95	0.054	17:32:49.142
4 -	***31.019***	44.191	23.226	1:38.436 (2)	88.99	0.010	17:34:27.578
5 -	31.172	44.220	***23.034***	***1:38.426*** **(1)**	***88.99***		***17:36:06.004***

P25 81 C Liam DUFFETT Honda -

IDEAL LAP TIME : 1:39.767 BEST LAP TIME : 1:39.937 DIFFERENCE : 0.170

LAP	SECTOR 1	SECTOR 2	SECTOR 3	LAP TIME	MPH	DIFF	TIME OF DAY
1 -		45.859	23.691	1:49.886	79.71	9.949	17:29:32.545
2 -	32.313	45.138	23.134	1:40.585	87.08	0.648	17:31:13.130
3 -	32.164	***44.716***	23.291	1:40.171 (2)	87.44	0.234	17:32:53.301
4 -	32.251	45.027	***23.047***	1:40.325 (3)	87.31	0.388	17:34:33.626
5 -	***32.004***	44.841	23.092	***1:39.937*** **(1)**	***87.65***		***17:36:13.563***

P26 184 David TWYFORD Yamaha -

IDEAL LAP TIME : 1:38.263 BEST LAP TIME : 1:38.263 DIFFERENCE : 0.000

LAP	SECTOR 1	SECTOR 2	SECTOR 3	LAP TIME	MPH	DIFF	TIME OF DAY

Weather / Track : Cloudy / Dry

Brands Hatch GP
Circuit Length = 2.4332 miles
Start: 17:27 Flag 17:35 End: 17:36

BMCRC - MRO Championships 2016 - Rnd 8 @ Brands Hatch GP

Team Respro MRO 600 inc Clubman 600

RACE 15 - SECTOR ANALYSIS

SECTOR 1 = FL to I1, SECTOR 2 = I1 to I2, SECTOR 3 = I2 to FL, DIFF = Difference To Personal Best Lap

1 -		46.349	23.711	1:50.807	79.05	12.544	17:29:33.466
2 -	32.067	45.707	23.798	1:41.572	86.24	3.309	17:31:15.038
3 -	32.099	45.595	23.451	1:41.145 **(3)**	86.60	2.882	17:32:56.183
4 -	31.575	44.617	23.285	1:39.477 **(2)**	88.05	1.214	17:34:35.660
5 -	***30.954***	***44.353***	***22.956***	***1:38.263*** **(1)**	***89.14***		***17:36:13.923***

P27 3 Emma JARMAN Yamaha - Mum & Dad, EDIAsia and CommunityUK

IDEAL LAP TIME : 1:39.754 BEST LAP TIME : 1:39.754 DIFFERENCE : 0.000

LAP	SECTOR 1	SECTOR 2	SECTOR 3	LAP TIME	MPH	DIFF	TIME OF DAY
1 -		46.117	23.847	1:50.438	79.31	10.684	17:29:33.097
2 -	32.121	45.613	23.647	1:41.381 **(3)**	86.40	1.627	17:31:14.478
3 -	32.605	45.378	23.551	1:41.534	86.27	1.780	17:32:56.012
4 -	32.053	44.844	23.405	1:40.302 **(2)**	87.33	0.548	17:34:36.314
5 -	***31.898***	***44.501***	***23.355***	***1:39.754*** **(1)**	***87.81***		***17:36:16.068***

P28 91 Lloyd COLLINS Honda - Warren Drives

IDEAL LAP TIME : 1:39.621 BEST LAP TIME : 1:39.621 DIFFERENCE : 0.000

LAP	SECTOR 1	SECTOR 2	SECTOR 3	LAP TIME	MPH	DIFF	TIME OF DAY
1 -		45.759	23.804	1:49.727	79.83	10.106	17:29:32.386
2 -	32.194	45.825	23.826	1:41.845 **(3)**	86.01	2.224	17:31:14.231
3 -	32.412	45.689	23.906	1:42.007	85.87	2.386	17:32:56.238
4 -	32.205	44.999	23.466	1:40.670 **(2)**	87.01	1.049	17:34:36.908
5 -	***31.719***	***44.735***	***23.167***	***1:39.621*** **(1)**	***87.93***		***17:36:16.529***

P29 7 C Mitch DUCRAN Yamaha -

IDEAL LAP TIME : 1:40.990 BEST LAP TIME : 1:40.990 DIFFERENCE : 0.000

LAP	SECTOR 1	SECTOR 2	SECTOR 3	LAP TIME	MPH	DIFF	TIME OF DAY
1 -		47.289	23.658	1:51.820	78.33	10.830	17:29:34.479
2 -	32.699	45.985	23.823	1:42.507	85.45	1.517	17:31:16.986
3 -	32.474	46.054	23.532	1:42.060 **(3)**	85.83	1.070	17:32:59.046
4 -	32.361	45.568	23.614	1:41.543 **(2)**	86.26	0.553	17:34:40.589
5 -	***32.155***	***45.360***	***23.475***	***1:40.990*** **(1)**	***86.73***		***17:36:21.579***

P30 95 C Karl SMITH Yamaha - The Flooring Centre Romford

IDEAL LAP TIME : 1:42.090 BEST LAP TIME : 1:42.139 DIFFERENCE : 0.049

LAP	SECTOR 1	SECTOR 2	SECTOR 3	LAP TIME	MPH	DIFF	TIME OF DAY
1 -		47.612	23.612	1:52.504	77.86	10.365	17:29:35.163
2 -	32.643	46.384	23.707	1:42.734 **(2)**	85.26	0.595	17:31:17.897
3 -	33.078	46.126	23.709	1:42.913	85.11	0.774	17:33:00.810
4 -	33.226	***45.942***	23.585	1:42.753 **(3)**	85.25	0.614	17:34:43.563
5 -	***32.630***	45.991	***23.518***	***1:42.139*** **(1)**	***85.76***		***17:36:25.702***

P31 174 Talan SKEELS-PIGGINS Suzuki - McMillan Williams

IDEAL LAP TIME : 1:41.461 BEST LAP TIME : 1:41.875 DIFFERENCE : 0.414

LAP	SECTOR 1	SECTOR 2	SECTOR 3	LAP TIME	MPH	DIFF	TIME OF DAY
1 -		47.947	24.281	1:54.003	76.83	12.128	17:29:36.662
2 -	***32.516***	45.487	23.872	***1:41.875*** **(1)**	***85.98***		***17:31:18.537***
3 -	33.192	45.686	23.873	1:42.751 **(3)**	85.25	0.876	17:33:01.288
4 -	33.329	46.007	***23.823***	1:43.159	84.91	1.284	17:34:44.447
5 -	32.697	***45.122***	24.156	1:41.975 **(2)**	85.90	0.100	17:36:26.422

P32 51 C Andrew DURANT Honda -

IDEAL LAP TIME : 1:42.209 BEST LAP TIME : 1:42.389 DIFFERENCE : 0.180

LAP	SECTOR 1	SECTOR 2	SECTOR 3	LAP TIME	MPH	DIFF	TIME OF DAY
1 -		47.624	24.225	1:53.555	77.14	11.166	17:29:36.214
2 -	32.080	47.012	23.953	1:43.045 **(3)**	85.00	0.656	17:31:19.259
3 -	32.695	47.148	23.937	1:43.780	84.40	1.391	17:33:03.039
4 -	***32.036***	46.812	***23.697***	1:42.545 **(2)**	85.42	0.156	17:34:45.584

Weather / Track : Cloudy / Dry

Brands Hatch GP
Circuit Length = 2.4332 miles
Start: 17:27 Flag 17:35 End: 17:36

BMCRC - MRO Championships 2016 - Rnd 8 @ Brands Hatch GP

Team Respro MRO 600 inc Clubman 600

RACE 15 - SECTOR ANALYSIS

SECTOR 1 = FL to I1, SECTOR 2 = I1 to I2, SECTOR 3 = I2 to FL, DIFF = Difference To Personal Best Lap

5 -	32.150	***46.476***	23.763	***1:42.389*** **(1)**	***85.55***	***17:36:27.973***

Weather / Track : Cloudy / Dry

Brands Hatch GP
Circuit Length = 2.4332 miles
Start: 17:27 Flag 17:35 End: 17:36

BMCRC - MRO Championships 2016 - Rnd 8 @ Brands Hatch GP

Team Respro MRO 600 inc Clubman 600

RACE 15 - BEST SECTORS

	SECTOR 1			SECTOR 2			SECTOR 3			IDEAL / BEST COMPARISON				
POS	NO	NAME	TIME	NO	NAME	TIME	NO	NAME	TIME	POS	NO	NAME	IDEAL	BEST	DIFF
												PERFECT LAP	1:32.487		
1	6	PETTIT	29.498	14	BURRAGE	41.292	6	PETTIT	21.697	1	6	PETTIT	1:32.515	1:32.848	0.333
2	52	COTGROVE	29.666	74	MORPHETT	41.318	52	COTGROVE	21.700	2	52	COTGROVE	1:32.780	1:32.780	0.000
3	8	NEWSTEAD	29.674	6	PETTIT	41.320	127	TINKLER	21.724	3	14	BURRAGE	1:32.906	1:33.260	0.354
4	74	MORPHETT	29.814	8	NEWSTEAD	41.333	14	BURRAGE	21.793	4	8	NEWSTEAD	1:32.994	1:32.994	0.000
5	14	BURRAGE	29.821	52	COTGROVE	41.414	32	PIPER	21.921	5	74	MORPHETT	1:33.071	1:33.268	0.197
6	44	PLATTON	29.939	127	TINKLER	41.535	74	MORPHETT	21.939	6	127	TINKLER	1:33.222	1:33.424	0.202
7	127	TINKLER	29.963	111	RUTH	41.886	111	RUTH	21.945	7	111	RUTH	1:33.973	1:33.981	0.008
8	32	PIPER	30.010	44	PLATTON	42.025	8	NEWSTEAD	21.987	8	32	PIPER	1:33.976	1:33.976	0.000
9	111	RUTH	30.142	32	PIPER	42.045	61	SAVAGE	22.263	9	44	PLATTON	1:34.332	1:34.660	0.328
10	86	SHOUBRIDGE	30.221	86	SHOUBRIDGE	42.471	49	McLURG	22.273	10	86	SHOUBRIDGE	1:34.978	1:34.978	0.000
11	61	SAVAGE	30.269	48	MATTHEWS	42.473	86	SHOUBRIDGE	22.286	11	48	MATTHEWS	1:35.339	1:35.339	0.000
12	11	HARVEY	30.314	69	SETON	42.586	48	MATTHEWS	22.347	12	61	SAVAGE	1:35.368	1:35.368	0.000
13	49	McLURG	30.472	40	SHELVEY	42.606	10	WILBY	22.358	13	11	HARVEY	1:35.457	1:35.680	0.223
14	40	SHELVEY	30.515	11	HARVEY	42.721	69	SETON	22.365	14	69	SETON	1:35.506	1:35.906	0.400
15	48	MATTHEWS	30.519	79	WAKE	42.816	44	PLATTON	22.368	15	40	SHELVEY	1:35.545	1:35.795	0.250
16	69	SETON	30.555	61	SAVAGE	42.836	76	BYARD	22.417	16	49	McLURG	1:35.607	1:35.850	0.243
17	76	BYARD	30.632	177	JORDAN	42.853	11	HARVEY	22.422	17	10	WILBY	1:36.057	1:36.302	0.245
18	56	MILLS	30.730	49	McLURG	42.862	40	SHELVEY	22.424	18	76	BYARD	1:36.110	1:36.582	0.472
19	10	WILBY	30.740	10	WILBY	42.959	79	WAKE	22.453	19	177	JORDAN	1:36.232	1:36.300	0.068
20	177	JORDAN	30.896	76	BYARD	43.061	177	JORDAN	22.483	20	79	WAKE	1:36.239	1:36.263	0.024
21	184	TWYFORD	30.954	56	MILLS	43.245	56	MILLS	22.648	21	56	MILLS	1:36.623	1:36.694	0.071
22	79	WAKE	30.970	777	WILLIAMS	43.698	77	HOLLAND	22.752	22	777	WILLIAMS	1:37.739	1:37.909	0.170
23	149	HAMMETT	31.019	77	HOLLAND	43.789	777	WILLIAMS	22.785	23	77	HOLLAND	1:37.747	1:38.016	0.269
24	77	HOLLAND	31.206	149	HAMMETT	43.931	184	TWYFORD	22.956	24	149	HAMMETT	1:37.984	1:38.426	0.442
25	777	WILLIAMS	31.256	184	TWYFORD	44.353	149	HAMMETT	23.034	25	184	TWYFORD	1:38.263	1:38.263	0.000
26	91	COLLINS	31.719	3	JARMAN	44.501	81	DUFFETT	23.047	26	91	COLLINS	1:39.621	1:39.621	0.000
27	3	JARMAN	31.898	81	DUFFETT	44.716	91	COLLINS	23.167	27	3	JARMAN	1:39.754	1:39.754	0.000
28	81	DUFFETT	32.004	91	COLLINS	44.735	3	JARMAN	23.355	28	81	DUFFETT	1:39.767	1:39.937	0.170
29	51	DURANT	32.036	174	SKEELS-PIGGINS	45.122	7	DUCRAN	23.475	29	7	DUCRAN	1:40.990	1:40.990	0.000
30	7	DUCRAN	32.155	7	DUCRAN	45.360	95	SMITH	23.518	30	174	SKEELS-PIGGINS	1:41.461	1:41.875	0.414
31	174	SKEELS-PIGGINS	32.516	95	SMITH	45.942	51	DURANT	23.697	31	95	SMITH	1:42.090	1:42.139	0.049
32	95	SMITH	32.630	51	DURANT	46.476	174	SKEELS-PIGGINS	23.823	32	51	DURANT	1:42.209	1:42.389	0.180
33															

Weather / Track : Cloudy / Dry

Brands Hatch GP
Circuit Length = 2.4332 miles
Start: 17:27 Flag 17:35 End: 17:36

Results can be found at www.tsl-timing.com

Printed - 17:37 Saturday, 20 August 2016

BMCRC - MRO Championships 2016 - Rnd 8 @ Brands Hatch GP

Team Respro MRO 600 inc Clubman 600

RACE 4 - CLASSIFICATION

POS	NO	CL	PIC	NAME	ENTRY	LAPS	TIME	GAP	DIFF	MPH	BEST	ON
1	6	C	1	Dominic PETTIT	Yamaha - Camclad Contractors	5	7:50.176			93.15	1:32.506	4
2	127		1	David TINKLER	Yamaha -	5	7:51.776	1.600	1.600	92.83	1:33.082	4
3	52	C	2	Ben COTGROVE	Yamaha - NR Racing	5	7:53.027	2.851	1.251	92.59	1:32.502	5
4	8		2	Grant NEWSTEAD	Yamaha - Tinklers Motorcycles	5	7:53.177	3.001	0.150	92.56	1:32.720	5
5	14		3	Chris BURRAGE	Yamaha - Seton tuning	5	7:54.025	3.849	0.848	92.39	1:33.166	5
6	111	C	3	Dan RUTH	Yamaha - Richard Ruth	5	7:55.359	5.183	1.334	92.13	1:33.675	5
7	86	C	4	David SHOUBRIDGE	Kawasaki - ASAP (allsignsallprint)	5	7:57.573	7.397	2.214	91.71	1:33.344	4
8	44	C	5	Hayden PLATTON	Kawasaki - NR Racing	5	7:57.987	7.811	0.414	91.63	1:33.469	5
9	61		4	Olly SAVAGE	Kawasaki - Validus-IVC Ltd	5	7:59.685	9.509	1.698	91.30	1:34.549	5
10	32	C	6	Mark PIPER	Yamaha - please sponsor me	5	7:59.952	9.776	0.267	91.25	1:34.475	4
11	11	C	7	Josh HARVEY	Yamaha - NR Racing	5	8:00.191	10.015	0.239	91.21	1:34.406	5
12	49	C	8	Ross McLURG	Kawasaki - E.D.I Building / Steve Jordan Motorcycle	5	8:07.111	16.935	6.920	89.91	1:36.043	3
13	10		5	Paul WILBY	Yamaha - Nutsmoto	5	8:08.164	17.988	1.053	89.72	1:36.101	5
14	48	C	9	Jay MATTHEWS	Yamaha -	5	8:08.305	18.129	0.141	89.69	1:35.796	4
15	177		6	Steve JORDAN	Triumph - stevejordan motorcycles/Bernard Elliott	5	8:08.610	18.434	0.305	89.64	1:35.291	5
16	69		7	Phil SETON	Yamaha - Seton Tuning	5	8:08.733	18.557	0.123	89.61	1:35.090	5
17	56	C	10	Michael MILLS	Yamaha - A51R	5	8:09.337	19.161	0.604	89.50	1:36.163	3
18	79	C	11	David WAKE	Yamaha -	5	8:10.046	19.870	0.709	89.37	1:36.312	5
19	76		8	Jason BYARD	Suzuki - May Construction	5	8:12.190	22.014	2.144	88.98	1:36.565	2
20	40		9	David SHELVEY	Suzuki -	5	8:12.605	22.429	0.415	88.91	1:36.178	5
21	77	C	12	Jason HOLLAND	Triumph - JH autos imperial car hire	5	8:15.361	25.185	2.756	88.41	1:36.650	5
22	777		10	Mason WILLIAMS	Yamaha - Steve Jordan Motorcycles	5	8:16.045	25.869	0.684	88.29	1:37.454	5
23	184		11	David TWYFORD	Yamaha -	5	8:17.259	27.083	1.214	88.08	1:36.948	2
24	55	C	13	Paul GARNER	Yamaha - Area Fifty-One Racing	5	8:23.955	33.779	6.696	86.91	1:38.235	4
25	91		12	Lloyd COLLINS	Honda - Warren Drives	5	8:28.909	38.733	4.954	86.06	1:39.087	5
26	3		13	Emma JARMAN	Yamaha - Mum & Dad, EDIAsia and CommunityUK	5	8:30.694	40.518	1.785	85.76	1:40.091	2
27	81	C	14	Liam DUFFETT	Honda -	5	8:32.272	42.096	1.578	85.49	1:40.666	3
28	7	C	15	Mitch DUCRAN	Yamaha -	5	8:36.286	46.110	4.014	84.83	1:40.632	5
29	95	C	16	Karl SMITH	Yamaha - The Flooring Centre Romford	5	8:36.529	46.353	0.243	84.79	1:40.027	5
30	174		14	Talan SKEELS-PIGGINS	Suzuki - McMillan Williams	5	8:39.554	49.378	3.025	84.30	1:41.737	2
31	51	C	17	Andrew DURANT	Honda -	5	8:39.974	49.798	0.420	84.23	1:40.846	3

NOT CLASSIFIED

DNF	74			Joe MORPHETT	Yamaha - Inta / The Bike Shop	0						

FASTEST LAP

52	C	Ben COTGROVE	Yamaha - NR Racing	5	1:32.502	94.69 mph	152.40 kph
8		Grant NEWSTEAD	Yamaha - Tinklers Motorcycles	5	1:32.720	94.47 mph	152.04 kph

Class C - 90% of Race Speed = 83.83 mph
Class - 90% of Race Speed = 83.54 mph

Brands Hatch GP
Circuit Length = 2.4332 miles
Start: 12:18 Flag 12:26 End: 12:27

Weather / Track : Cloudy / Dry
These results are provisional until the conclusion of any judicial and technical matters.

Clerk Of Course :		Timekeeper :

Results can be found at www.tsl-timing.com

Printed - 12:27 Sunday, 21 August 2016

BMCRC - MRO Championships 2016 - Rnd 8 @ Brands Hatch GP

Team Respro MRO 600 inc Clubman 600

RACE 4 - LAP CHART

LAP 1 @ 12:20:15.573

NO	BEHIND	LAP TIME
127		1:38.009
6	0.737	1:38.746
111	1.310	1:39.319
14	1.627	1:39.636
61	2.210	1:40.219
8	2.510	1:40.519
86	2.679	1:40.688
52	2.776	1:40.785
44	3.110	1:41.119
11	3.628	1:41.637
32	3.754	1:41.763
49	4.429	1:42.438
79	4.709	1:42.718
56	5.033	1:43.042
10	5.336	1:43.345
48	5.593	1:43.602
177	5.867	1:43.876
76	6.288	1:44.297
777	7.155	1:45.164
77	7.324	1:45.333
40	7.864	1:45.873
69	8.067	1:46.076
184	9.008	1:47.017
3	10.103	1:48.112
81	10.844	1:48.853
55	10.863	1:48.872
91	11.927	1:49.936
95	12.239	1:50.248
7	13.030	1:51.039
174	13.852	1:51.861
51	14.250	1:52.259

LAP 2 @ 12:21:49.427

NO	BEHIND	LAP TIME
127		1:33.854
6	0.143	1:33.260
111	1.714	1:34.258
14	1.848	1:34.075
8	2.370	1:33.714
52	2.452	1:33.530
61	3.538	1:35.182
86	3.820	1:34.995
44	3.881	1:34.625
11	4.287	1:34.513
32	4.441	1:34.541
49	6.633	1:36.058
79	7.410	1:36.555
56	7.470	1:36.291
10	7.769	1:36.287
48	7.901	1:36.162
177	8.181	1:36.168
76	8.999	1:36.565
69	10.418	1:36.205
777	11.211	1:37.910
40	11.523	1:37.513
77	11.719	1:38.249
184	12.102	1:36.948
3	16.340	1:40.091
55	16.470	1:39.461
81	17.888	1:40.898
91	18.519	1:40.446
95	19.546	1:41.161
7	20.662	1:41.486
174	21.735	1:41.737
51	24.115	1:43.719

LAP 3 @ 12:23:22.512

NO	BEHIND	LAP TIME
6		1:32.942
127	0.651	1:33.736
14	2.241	1:33.478
8	2.449	1:33.164
52	2.578	1:33.211
111	2.983	1:34.354
86	4.243	1:33.508
44	5.013	1:34.217
61	5.449	1:34.996
11	5.745	1:34.543
32	5.935	1:34.579
49	9.591	1:36.043
56	10.548	1:36.163
10	10.955	1:36.271
79	11.573	1:37.248
48	11.608	1:36.792
177	11.821	1:36.725
76	12.498	1:36.584
69	12.619	1:35.286
40	15.299	1:36.861
777	16.151	1:38.025
77	16.341	1:37.707
184	16.808	1:37.791
55	22.166	1:38.781
3	23.952	1:40.697
81	25.469	1:40.666
91	25.569	1:40.135
95	28.954	1:42.493
7	29.319	1:41.742
174	30.471	1:41.821
51	31.876	1:40.846

LAP 4 @ 12:24:55.018

NO	BEHIND	LAP TIME
6		1:32.506
127	1.227	1:33.082
8	3.003	1:33.060
52	3.071	1:32.999
14	3.405	1:33.670
111	4.230	1:33.753
86	5.081	1:33.344
44	7.064	1:34.557
61	7.682	1:34.739
32	7.904	1:34.475
11	8.331	1:35.092
49	13.363	1:36.278
56	14.525	1:36.483
10	14.609	1:36.160
48	14.898	1:35.796
177	15.865	1:36.550
69	16.189	1:36.076
79	16.280	1:37.213
76	17.120	1:37.128
40	18.973	1:36.180
777	21.137	1:37.492
77	21.257	1:37.422
184	21.867	1:37.565
55	27.895	1:38.235
3	32.189	1:40.743
91	32.368	1:39.305
81	33.925	1:40.962
7	38.200	1:41.387
95	39.048	1:42.600
174	40.221	1:42.256
51	41.104	1:41.734

LAP 5 @ 12:26:27.740

NO	BEHIND	LAP TIME
6		1:32.722
127	1.600	1:33.095
52	2.851	1:32.502
8	3.001	1:32.720
14	3.849	1:33.166
111	5.183	1:33.675
86	7.397	1:35.038
44	7.811	1:33.469
61	9.509	1:34.549
32	9.776	1:34.594
11	10.015	1:34.406
49	16.935	1:36.294
10	17.988	1:36.101
48	18.129	1:35.953
177	18.434	1:35.291
69	18.557	1:35.090
56	19.161	1:37.358
79	19.870	1:36.312
76	22.014	1:37.616
40	22.429	1:36.178
77	25.185	1:36.650
777	25.869	1:37.454
184	27.083	1:37.938
55	33.779	1:38.606
91	38.733	1:39.087
3	40.518	1:41.051
81	42.096	1:40.893
7	46.110	1:40.632
95	46.353	1:40.027
174	49.378	1:41.879
51	49.798	1:41.416

Weather / Track : Cloudy / Dry

Brands Hatch GP
Circuit Length = 2.4332 miles
Start: 12:18 Flag 12:26 End: 12:27

Results can be found at www.tsl-timing.com

Printed - 12:29 Sunday, 21 August 2016

BMCRC - MRO Championships 2016 - Rnd 8 @ Brands Hatch GP

Team Respro MRO 600 inc Clubman 600

RACE 4 - SECTOR ANALYSIS

SECTOR 1 = FL to I1, SECTOR 2 = I1 to I2, SECTOR 3 = I2 to FL, DIFF = Difference To Personal Best Lap

P1 6 C Dominic PETTIT Yamaha - Camclad Contractors

IDEAL LAP TIME : 1:32.439 BEST LAP TIME : 1:32.506 DIFFERENCE : 0.067

LAP	SECTOR 1	SECTOR 2	SECTOR 3	LAP TIME	MPH	DIFF	TIME OF DAY
1 -		42.273	22.009	1:38.746	88.71	6.240	12:20:16.310
2 -	29.630	41.831	21.799	1:33.260	93.92	0.754	12:21:49.570
3 -	29.877	41.347	***21.718***	1:32.942 **(3)**	94.25	0.436	12:23:22.512
4 -	***29.465***	***41.256***	21.785	***1:32.506*** **(1)**	***94.69***		***12:24:55.018***
5 -	29.587	41.340	21.795	1:32.722 **(2)**	94.47	0.216	12:26:27.740

P2 127 David TINKLER Yamaha -

IDEAL LAP TIME : 1:32.792 BEST LAP TIME : 1:33.082 DIFFERENCE : 0.290

LAP	SECTOR 1	SECTOR 2	SECTOR 3	LAP TIME	MPH	DIFF	TIME OF DAY
1 -		41.627	22.102	1:38.009	89.37	4.927	12:20:15.573
2 -	29.831	41.846	22.177	1:33.854	93.33	0.772	12:21:49.427
3 -	30.042	41.742	21.952	1:33.736 **(3)**	93.45	0.654	12:23:23.163
4 -	***29.641***	41.559	***21.882***	***1:33.082*** **(1)**	***94.10***		***12:24:56.245***
5 -	29.800	***41.269***	22.026	1:33.095 **(2)**	94.09	0.013	12:26:29.340

P3 52 C Ben COTGROVE Yamaha - NR Racing

IDEAL LAP TIME : 1:31.862 BEST LAP TIME : 1:32.502 DIFFERENCE : 0.640

LAP	SECTOR 1	SECTOR 2	SECTOR 3	LAP TIME	MPH	DIFF	TIME OF DAY
1 -		42.491	21.904	1:40.785	86.91	8.283	12:20:18.349
2 -	29.918	41.763	21.849	1:33.530	93.65	1.028	12:21:51.879
3 -	29.691	41.599	21.921	1:33.211 **(3)**	93.97	0.709	12:23:25.090
4 -	29.808	41.586	***21.605***	1:32.999 **(2)**	94.19	0.497	12:24:58.089
5 -	***29.603***	***40.654***	22.245	***1:32.502*** **(1)**	***94.69***		***12:26:30.591***

P4 8 Grant NEWSTEAD Yamaha - Tinklers Motorcycles

IDEAL LAP TIME : 1:32.170 BEST LAP TIME : 1:32.720 DIFFERENCE : 0.550

LAP	SECTOR 1	SECTOR 2	SECTOR 3	LAP TIME	MPH	DIFF	TIME OF DAY
1 -		42.315	22.042	1:40.519	87.14	7.799	12:20:18.083
2 -	29.977	41.579	22.158	1:33.714	93.47	0.994	12:21:51.797
3 -	29.849	41.436	21.879	1:33.164 **(3)**	94.02	0.444	12:23:24.961
4 -	29.770	41.476	***21.814***	1:33.060 **(2)**	94.13	0.340	12:24:58.021
5 -	***29.467***	***40.889***	22.364	***1:32.720*** **(1)**	***94.47***		***12:26:30.741***

P5 14 Chris BURRAGE Yamaha - Seton tuning

IDEAL LAP TIME : 1:33.099 BEST LAP TIME : 1:33.166 DIFFERENCE : 0.067

LAP	SECTOR 1	SECTOR 2	SECTOR 3	LAP TIME	MPH	DIFF	TIME OF DAY
1 -		43.206	22.043	1:39.636	87.91	6.470	12:20:17.200
2 -	30.262	41.958	21.855	1:34.075	93.11	0.909	12:21:51.275
3 -	30.191	41.439	***21.848***	1:33.478 **(2)**	93.71	0.312	12:23:24.753
4 -	29.908	41.878	21.884	1:33.670 **(3)**	93.51	0.504	12:24:58.423
5 -	***29.853***	***41.398***	21.915	***1:33.166*** **(1)**	***94.02***		***12:26:31.589***

P6 111 C Dan RUTH Yamaha - Richard Ruth

IDEAL LAP TIME : 1:33.590 BEST LAP TIME : 1:33.675 DIFFERENCE : 0.085

LAP	SECTOR 1	SECTOR 2	SECTOR 3	LAP TIME	MPH	DIFF	TIME OF DAY
1 -		42.002	22.211	1:39.319	88.19	5.644	12:20:16.883
2 -	30.124	42.024	22.110	1:34.258 **(3)**	92.93	0.583	12:21:51.141
3 -	***30.041***	42.317	21.996	1:34.354	92.84	0.679	12:23:25.495
4 -	30.163	41.701	21.889	1:33.753 **(2)**	93.43	0.078	12:24:59.248
5 -	30.126	***41.672***	***21.877***	***1:33.675*** **(1)**	***93.51***		***12:26:32.923***

P7 86 C David SHOUBRIDGE Kawasaki - ASAP (allsignsallprint)

IDEAL LAP TIME : 1:33.066 BEST LAP TIME : 1:33.344 DIFFERENCE : 0.278

LAP	SECTOR 1	SECTOR 2	SECTOR 3	LAP TIME	MPH	DIFF	TIME OF DAY

Weather / Track : Cloudy / Dry

Brands Hatch GP
Circuit Length = 2.4332 miles
Start: 12:18 Flag 12:26 End: 12:27

BMCRC - MRO Championships 2016 - Rnd 8 @ Brands Hatch GP

Team Respro MRO 600 inc Clubman 600

RACE 4 - SECTOR ANALYSIS

SECTOR 1 = FL to I1, SECTOR 2 = I1 to I2, SECTOR 3 = I2 to FL, DIFF = Difference To Personal Best Lap

1 -		42.486	22.541	1:40.688	86.99	7.344	12:20:18.252
2 -	30.272	42.318	22.405	1:34.995 (3)	92.21	1.651	12:21:53.247
3 -	30.011	***41.518***	21.979	1:33.508 (2)	93.68	0.164	12:23:26.755
4 -	***29.603***	41.796	***21.945***	***1:33.344 (1)***	***93.84***		***12:25:00.099***
5 -	30.437	42.054	22.547	1:35.038	92.17	1.694	12:26:35.137

P8 44 C Hayden PLATTON

Kawasaki - NR Racing

IDEAL LAP TIME : 1:33.359 BEST LAP TIME : 1:33.469 DIFFERENCE : 0.110

LAP	SECTOR 1	SECTOR 2	SECTOR 3	LAP TIME	MPH	DIFF	TIME OF DAY
1 -		43.060	22.255	1:41.119	86.62	7.650	12:20:18.683
2 -	30.252	42.169	22.204	1:34.625	92.57	1.156	12:21:53.308
3 -	30.083	42.063	***22.071***	1:34.217 (2)	92.97	0.748	12:23:27.525
4 -	30.404	41.894	22.259	1:34.557 (3)	92.64	1.088	12:25:02.082
5 -	***29.810***	***41.478***	22.181	***1:33.469 (1)***	***93.71***		***12:26:35.551***

P9 61 Olly SAVAGE

Kawasaki - Validus-IVC Ltd

IDEAL LAP TIME : 1:34.249 BEST LAP TIME : 1:34.549 DIFFERENCE : 0.300

LAP	SECTOR 1	SECTOR 2	SECTOR 3	LAP TIME	MPH	DIFF	TIME OF DAY
1 -		42.424	22.319	1:40.219	87.40	5.670	12:20:17.783
2 -	30.215	42.603	22.364	1:35.182	92.03	0.633	12:21:52.965
3 -	30.255	42.600	***22.141***	1:34.996 (3)	92.21	0.447	12:23:27.961
4 -	30.136	42.386	22.217	1:34.739 (2)	92.46	0.190	12:25:02.700
5 -	***30.078***	***42.030***	22.441	***1:34.549 (1)***	***92.64***		***12:26:37.249***

P10 32 C Mark PIPER

Yamaha - please sponsor me

IDEAL LAP TIME : 1:34.200 BEST LAP TIME : 1:34.475 DIFFERENCE : 0.275

LAP	SECTOR 1	SECTOR 2	SECTOR 3	LAP TIME	MPH	DIFF	TIME OF DAY
1 -		42.698	22.235	1:41.763	86.08	7.288	12:20:19.327
2 -	30.036	42.235	22.270	1:34.541 (2)	92.65	0.066	12:21:53.868
3 -	30.203	42.142	***22.234***	1:34.579 (3)	92.61	0.104	12:23:28.447
4 -	***30.014***	42.202	22.259	***1:34.475 (1)***	***92.72***		***12:25:02.922***
5 -	30.116	***41.952***	22.526	1:34.594	92.60	0.119	12:26:37.516

P11 11 C Josh HARVEY

Yamaha - NR Racing

IDEAL LAP TIME : 1:34.248 BEST LAP TIME : 1:34.406 DIFFERENCE : 0.158

LAP	SECTOR 1	SECTOR 2	SECTOR 3	LAP TIME	MPH	DIFF	TIME OF DAY
1 -		42.900	22.317	1:41.637	86.18	7.231	12:20:19.201
2 -	***29.861***	42.289	22.363	1:34.513 (2)	92.68	0.107	12:21:53.714
3 -	29.972	42.301	***22.270***	1:34.543 (3)	92.65	0.137	12:23:28.257
4 -	30.038	42.694	22.360	1:35.092	92.11	0.686	12:25:03.349
5 -	29.951	***42.117***	22.338	***1:34.406 (1)***	***92.78***		***12:26:37.755***

P12 49 C Ross McLURG

Kawasaki - E.D.I Building / Steve Jordan Motorcycles

IDEAL LAP TIME : 1:35.823 BEST LAP TIME : 1:36.043 DIFFERENCE : 0.220

LAP	SECTOR 1	SECTOR 2	SECTOR 3	LAP TIME	MPH	DIFF	TIME OF DAY
1 -		43.030	22.466	1:42.438	85.51	6.395	12:20:20.002
2 -	30.715	42.941	***22.402***	1:36.058 (2)	91.19	0.015	12:21:56.060
3 -	***30.484***	43.068	22.491	***1:36.043 (1)***	***91.20***		***12:23:32.103***
4 -	30.742	***42.937***	22.599	1:36.278 (3)	90.98	0.235	12:25:08.381
5 -	30.652	43.090	22.552	1:36.294	90.96	0.251	12:26:44.675

P13 10 Paul WILBY

Yamaha - Nutsmoto

IDEAL LAP TIME : 1:35.639 BEST LAP TIME : 1:36.101 DIFFERENCE : 0.462

LAP	SECTOR 1	SECTOR 2	SECTOR 3	LAP TIME	MPH	DIFF	TIME OF DAY
1 -		43.604	***22.449***	1:43.345	84.76	7.244	12:20:20.909
2 -	30.767	42.931	22.589	1:36.287	90.97	0.186	12:21:57.196
3 -	31.141	***42.478***	22.652	1:36.271 (3)	90.99	0.170	12:23:33.467
4 -	30.728	42.967	22.465	1:36.160 (2)	91.09	0.059	12:25:09.627

Weather / Track : Cloudy / Dry

Brands Hatch GP
Circuit Length = 2.4332 miles
Start: 12:18 Flag 12:26 End: 12:27

BMCRC - MRO Championships 2016 - Rnd 8 @ Brands Hatch GP

Team Respro MRO 600 inc Clubman 600

RACE 4 - SECTOR ANALYSIS

SECTOR 1 = FL to I1, SECTOR 2 = I1 to I2, SECTOR 3 = I2 to FL, DIFF = Difference To Personal Best Lap

5 -	***30.712***	42.929	22.460	***1:36.101*** **(1)**	***91.15***	***12:26:45.728***

P14 48 C Jay MATTHEWS — Yamaha -

IDEAL LAP TIME : 1:35.621 BEST LAP TIME : 1:35.796 DIFFERENCE : 0.175

LAP	SECTOR 1	SECTOR 2	SECTOR 3	LAP TIME	MPH	DIFF	TIME OF DAY
1 -		43.373	22.443	1:43.602	84.55	7.806	12:20:21.166
2 -	30.684	42.941	22.537	1:36.162 **(3)**	91.09	0.366	12:21:57.328
3 -	31.185	42.964	22.643	1:36.792	90.50	0.996	12:23:34.120
4 -	***30.398***	***42.806***	22.592	***1:35.796*** **(1)**	***91.44***		***12:25:09.916***
5 -	30.481	43.055	***22.417***	1:35.953 **(2)**	91.29	0.157	12:26:45.869

P15 177 Steve JORDAN — Triumph - stevejordan motorcycles/Bernard Elliott

IDEAL LAP TIME : 1:35.291 BEST LAP TIME : 1:35.291 DIFFERENCE : 0.000

LAP	SECTOR 1	SECTOR 2	SECTOR 3	LAP TIME	MPH	DIFF	TIME OF DAY
1 -		43.894	22.445	1:43.876	84.32	8.585	12:20:21.440
2 -	30.779	42.740	22.649	1:36.168 **(2)**	91.08	0.877	12:21:57.608
3 -	31.122	43.004	22.599	1:36.725	90.56	1.434	12:23:34.333
4 -	31.066	42.945	22.539	1:36.550 **(3)**	90.72	1.259	12:25:10.883
5 -	***30.397***	***42.516***	***22.378***	***1:35.291*** **(1)**	***91.92***		***12:26:46.174***

P16 69 Phil SETON — Yamaha - Seton Tuning

IDEAL LAP TIME : 1:34.842 BEST LAP TIME : 1:35.090 DIFFERENCE : 0.248

LAP	SECTOR 1	SECTOR 2	SECTOR 3	LAP TIME	MPH	DIFF	TIME OF DAY
1 -		43.954	22.554	1:46.076	82.58	10.986	12:20:23.640
2 -	30.970	42.865	22.370	1:36.205	91.05	1.115	12:21:59.845
3 -	30.598	***42.363***	22.325	1:35.286 **(2)**	91.93	0.196	12:23:35.131
4 -	30.586	42.944	22.546	1:36.076 **(3)**	91.17	0.986	12:25:11.207
5 -	***30.391***	42.611	***22.088***	***1:35.090*** **(1)**	***92.12***		***12:26:46.297***

P17 56 C Michael MILLS — Yamaha - A51R

IDEAL LAP TIME : 1:35.732 BEST LAP TIME : 1:36.163 DIFFERENCE : 0.431

LAP	SECTOR 1	SECTOR 2	SECTOR 3	LAP TIME	MPH	DIFF	TIME OF DAY
1 -		43.165	***22.350***	1:43.042	85.01	6.879	12:20:20.606
2 -	30.911	42.952	22.428	1:36.291 **(2)**	90.97	0.128	12:21:56.897
3 -	30.843	***42.760***	22.560	***1:36.163*** **(1)**	***91.09***		***12:23:33.060***
4 -	30.907	42.949	22.627	1:36.483 **(3)**	90.79	0.320	12:25:09.543
5 -	***30.622***	44.211	22.525	1:37.358	89.97	1.195	12:26:46.901

P18 79 C David WAKE — Yamaha -

IDEAL LAP TIME : 1:36.076 BEST LAP TIME : 1:36.312 DIFFERENCE : 0.236

LAP	SECTOR 1	SECTOR 2	SECTOR 3	LAP TIME	MPH	DIFF	TIME OF DAY
1 -		43.218	***22.367***	1:42.718	85.28	6.406	12:20:20.282
2 -	***30.893***	43.073	22.589	1:36.555 **(2)**	90.72	0.243	12:21:56.837
3 -	31.444	43.044	22.760	1:37.248	90.07	0.936	12:23:34.085
4 -	31.148	43.194	22.871	1:37.213 **(3)**	90.10	0.901	12:25:11.298
5 -	30.957	***42.816***	22.539	***1:36.312*** **(1)**	***90.95***		***12:26:47.610***

P19 76 Jason BYARD — Suzuki - May Construction

IDEAL LAP TIME : 1:36.223 BEST LAP TIME : 1:36.565 DIFFERENCE : 0.342

LAP	SECTOR 1	SECTOR 2	SECTOR 3	LAP TIME	MPH	DIFF	TIME OF DAY
1 -		43.440	22.583	1:44.297	83.98	7.732	12:20:21.861
2 -	***30.738***	***42.907***	22.920	***1:36.565*** **(1)**	***90.71***		***12:21:58.426***
3 -	30.807	43.199	***22.578***	1:36.584 **(2)**	90.69	0.019	12:23:35.010
4 -	31.255	43.028	22.845	1:37.128 **(3)**	90.18	0.563	12:25:12.138
5 -	30.755	43.150	23.711	1:37.616	89.73	1.051	12:26:49.754

Weather / Track : Cloudy / Dry

Brands Hatch GP
Circuit Length = 2.4332 miles
Start: 12:18 Flag 12:26 End: 12:27

BMCRC - MRO Championships 2016 - Rnd 8 @ Brands Hatch GP

Team Respro MRO 600 inc Clubman 600

RACE 4 - SECTOR ANALYSIS

SECTOR 1 = FL to I1, SECTOR 2 = I1 to I2, SECTOR 3 = I2 to FL, DIFF = Difference To Personal Best Lap

P20 40 David SHELVEY Suzuki -

IDEAL LAP TIME : 1:35.692 BEST LAP TIME : 1:36.178 DIFFERENCE : 0.486

LAP	SECTOR 1	SECTOR 2	SECTOR 3	LAP TIME	MPH	DIFF	TIME OF DAY
1 -		44.012	22.883	1:45.873	82.73	9.695	12:20:23.437
2 -	31.073	43.814	22.626	1:37.513	89.83	1.335	12:22:00.950
3 -	31.185	43.106	***22.570***	1:36.861 **(3)**	90.43	0.683	12:23:37.811
4 -	***30.445***	42.934	22.801	1:36.180 **(2)**	91.07	0.002	12:25:13.991
5 -	30.742	***42.677***	22.759	***1:36.178*** **(1)**	***91.07***		***12:26:50.169***

P21 77 C Jason HOLLAND Triumph - JH autos imperial car hire

IDEAL LAP TIME : 1:36.537 BEST LAP TIME : 1:36.650 DIFFERENCE : 0.113

LAP	SECTOR 1	SECTOR 2	SECTOR 3	LAP TIME	MPH	DIFF	TIME OF DAY
1 -		44.018	22.756	1:45.333	83.16	8.683	12:20:22.897
2 -	31.314	44.082	22.853	1:38.249	89.15	1.599	12:22:01.146
3 -	31.003	43.918	22.786	1:37.707 **(3)**	89.65	1.057	12:23:38.853
4 -	30.961	43.797	***22.664***	1:37.422 **(2)**	89.91	0.772	12:25:16.275
5 -	***30.632***	***43.241***	22.777	***1:36.650*** **(1)**	***90.63***		***12:26:52.925***

P22 777 Mason WILLIAMS Yamaha - Steve Jordan Motorcycles

IDEAL LAP TIME : 1:37.124 BEST LAP TIME : 1:37.454 DIFFERENCE : 0.330

LAP	SECTOR 1	SECTOR 2	SECTOR 3	LAP TIME	MPH	DIFF	TIME OF DAY
1 -		43.713	22.993	1:45.164	83.29	7.710	12:20:22.728
2 -	31.287	43.763	***22.860***	1:37.910 **(3)**	89.46	0.456	12:22:00.638
3 -	31.330	43.808	22.887	1:38.025	89.36	0.571	12:23:38.663
4 -	***31.044***	43.508	22.940	1:37.492 **(2)**	89.85	0.038	12:25:16.155
5 -	31.152	***43.220***	23.082	***1:37.454*** **(1)**	***89.88***		***12:26:53.609***

P23 184 David TWYFORD Yamaha -

IDEAL LAP TIME : 1:36.939 BEST LAP TIME : 1:36.948 DIFFERENCE : 0.009

LAP	SECTOR 1	SECTOR 2	SECTOR 3	LAP TIME	MPH	DIFF	TIME OF DAY
1 -		44.687	23.152	1:47.017	81.85	10.069	12:20:24.581
2 -	***30.794***	***43.575***	22.579	***1:36.948*** **(1)**	***90.35***		***12:22:01.529***
3 -	31.116	44.105	***22.570***	1:37.791 **(3)**	89.57	0.843	12:23:39.320
4 -	30.985	43.740	22.840	1:37.565 **(2)**	89.78	0.617	12:25:16.885
5 -	30.959	43.805	23.174	1:37.938	89.44	0.990	12:26:54.823

P24 55 C Paul GARNER Yamaha - Area Fifty-One Racing

IDEAL LAP TIME : 1:37.845 BEST LAP TIME : 1:38.235 DIFFERENCE : 0.390

LAP	SECTOR 1	SECTOR 2	SECTOR 3	LAP TIME	MPH	DIFF	TIME OF DAY
1 -		45.131	23.249	1:48.872	80.45	10.637	12:20:26.436
2 -	31.382	44.794	23.285	1:39.461	88.07	1.226	12:22:05.897
3 -	31.911	43.917	***22.953***	1:38.781 **(3)**	88.67	0.546	12:23:44.678
4 -	31.659	***43.564***	23.012	***1:38.235*** **(1)**	***89.17***		***12:25:22.913***
5 -	***31.328***	44.070	23.208	1:38.606 **(2)**	88.83	0.371	12:27:01.519

P25 91 Lloyd COLLINS Honda - Warren Drives

IDEAL LAP TIME : 1:38.410 BEST LAP TIME : 1:39.087 DIFFERENCE : 0.677

LAP	SECTOR 1	SECTOR 2	SECTOR 3	LAP TIME	MPH	DIFF	TIME OF DAY
1 -		45.972	23.573	1:49.936	79.68	10.849	12:20:27.500
2 -	31.976	44.848	23.622	1:40.446	87.20	1.359	12:22:07.946
3 -	32.047	44.855	23.233	1:40.135 **(3)**	87.48	1.048	12:23:48.081
4 -	***31.261***	44.594	23.450	1:39.305 **(2)**	88.21	0.218	12:25:27.386
5 -	31.938	***43.990***	***23.159***	***1:39.087*** **(1)**	***88.40***		***12:27:06.473***

P26 3 Emma JARMAN Yamaha - Mum & Dad, EDIAsia and CommunityUK

IDEAL LAP TIME : 1:40.039 BEST LAP TIME : 1:40.091 DIFFERENCE : 0.052

LAP	SECTOR 1	SECTOR 2	SECTOR 3	LAP TIME	MPH	DIFF	TIME OF DAY

Weather / Track : Cloudy / Dry

Brands Hatch GP
Circuit Length = 2.4332 miles
Start: 12:18 Flag 12:26 End: 12:27

BMCRC - MRO Championships 2016 - Rnd 8 @ Brands Hatch GP

Team Respro MRO 600 inc Clubman 600

RACE 4 - SECTOR ANALYSIS

SECTOR 1 = FL to I1, SECTOR 2 = I1 to I2, SECTOR 3 = I2 to FL, DIFF = Difference To Personal Best Lap

1 -		***44.788***	23.502	1:48.112		81.02	8.021	12:20:25.676
2 -	***31.824***	44.840	***23.427***	***1:40.091***	**(1)**	***87.51***		***12:22:05.767***
3 -	32.057	45.001	23.639	1:40.697	**(2)**	86.99	0.606	12:23:46.464
4 -	32.227	44.917	23.599	1:40.743	**(3)**	86.95	0.652	12:25:27.207
5 -	32.516	44.808	23.727	1:41.051		86.68	0.960	12:27:08.258

P27 81 C Liam DUFFETT Honda -

IDEAL LAP TIME : 1:40.642 BEST LAP TIME : 1:40.666 DIFFERENCE : 0.024

LAP	SECTOR 1	SECTOR 2	SECTOR 3	LAP TIME		MPH	DIFF	TIME OF DAY
1 -		45.245	23.562	1:48.853		80.47	8.187	12:20:26.417
2 -	***32.412***	44.954	23.532	1:40.898	**(3)**	86.81	0.232	12:22:07.315
3 -	32.436	***44.735***	***23.495***	***1:40.666***	**(1)**	***87.01***		***12:23:47.981***
4 -	32.520	44.797	23.645	1:40.962		86.76	0.296	12:25:28.943
5 -	32.575	44.788	23.530	1:40.893	**(2)**	86.82	0.227	12:27:09.836

P28 7 C Mitch DUCRAN Yamaha -

IDEAL LAP TIME : 1:40.400 BEST LAP TIME : 1:40.632 DIFFERENCE : 0.232

LAP	SECTOR 1	SECTOR 2	SECTOR 3	LAP TIME		MPH	DIFF	TIME OF DAY
1 -		46.596	23.501	1:51.039		78.88	10.407	12:20:28.603
2 -	32.617	45.112	23.757	1:41.486	**(3)**	86.31	0.854	12:22:10.089
3 -	32.682	45.688	23.372	1:41.742		86.09	1.110	12:23:51.831
4 -	32.783	45.284	***23.320***	1:41.387	**(2)**	86.40	0.755	12:25:33.218
5 -	***32.378***	***44.702***	23.552	***1:40.632***	**(1)**	***87.04***		***12:27:13.850***

P29 95 C Karl SMITH Yamaha - The Flooring Centre Romford

IDEAL LAP TIME : 1:40.027 BEST LAP TIME : 1:40.027 DIFFERENCE : 0.000

LAP	SECTOR 1	SECTOR 2	SECTOR 3	LAP TIME		MPH	DIFF	TIME OF DAY
1 -		46.206	23.240	1:50.248		79.45	10.221	12:20:27.812
2 -	32.675	45.058	23.428	1:41.161	**(2)**	86.59	1.134	12:22:08.973
3 -	33.170	45.775	23.548	1:42.493	**(3)**	85.46	2.466	12:23:51.466
4 -	33.533	45.660	23.407	1:42.600		85.37	2.573	12:25:34.066
5 -	***32.304***	***44.680***	***23.043***	***1:40.027***	**(1)**	***87.57***		***12:27:14.093***

P30 174 Talan SKEELS-PIGGINS Suzuki - McMillan Williams

IDEAL LAP TIME : 1:41.157 BEST LAP TIME : 1:41.737 DIFFERENCE : 0.580

LAP	SECTOR 1	SECTOR 2	SECTOR 3	LAP TIME		MPH	DIFF	TIME OF DAY
1 -		46.482	23.875	1:51.861		78.30	10.124	12:20:29.425
2 -	32.967	***44.921***	23.849	***1:41.737***	**(1)**	***86.10***		***12:22:11.162***
3 -	***32.531***	45.422	23.868	1:41.821	**(2)**	86.03	0.084	12:23:52.983
4 -	32.868	45.531	23.857	1:42.256		85.66	0.519	12:25:35.239
5 -	32.891	45.283	***23.705***	1:41.879	**(3)**	85.98	0.142	12:27:17.118

P31 51 C Andrew DURANT Honda -

IDEAL LAP TIME : 1:40.846 BEST LAP TIME : 1:40.846 DIFFERENCE : 0.000

LAP	SECTOR 1	SECTOR 2	SECTOR 3	LAP TIME		MPH	DIFF	TIME OF DAY
1 -		46.643	23.885	1:52.259		78.03	11.413	12:20:29.823
2 -	33.313	46.292	24.114	1:43.719		84.45	2.873	12:22:13.542
3 -	***32.084***	***44.989***	***23.773***	***1:40.846***	**(1)**	***86.86***		***12:23:54.388***
4 -	32.114	45.198	24.422	1:41.734	**(3)**	86.10	0.888	12:25:36.122
5 -	32.412	45.155	23.849	1:41.416	**(2)**	86.37	0.570	12:27:17.538

Weather / Track : Cloudy / Dry

Brands Hatch GP
Circuit Length = 2.4332 miles
Start: 12:18 Flag 12:26 End: 12:27

BMCRC - MRO Championships 2016 - Rnd 8 @ Brands Hatch GP

Team Respro MRO 600 inc Clubman 600

RACE 4 - BEST SECTORS

	SECTOR 1			SECTOR 2			SECTOR 3			IDEAL / BEST COMPARISON					
POS	NO	NAME	TIME	NO	NAME	TIME	NO	NAME	TIME	POS	NO	NAME	IDEAL	BEST	DIFF
												PERFECT LAP	1:31.724		
1	6	PETTIT	29.465	52	COTGROVE	40.654	52	COTGROVE	21.605	1	52	COTGROVE	1:31.862	1:32.502	0.640
2	8	NEWSTEAD	29.467	8	NEWSTEAD	40.889	6	PETTIT	21.718	2	8	NEWSTEAD	1:32.170	1:32.720	0.550
3	52	COTGROVE	29.603	6	PETTIT	41.256	8	NEWSTEAD	21.814	3	6	PETTIT	1:32.439	1:32.506	0.067
4	86	SHOUBRIDGE	29.603	127	TINKLER	41.269	14	BURRAGE	21.848	4	127	TINKLER	1:32.792	1:33.082	0.290
5	127	TINKLER	29.641	14	BURRAGE	41.398	111	RUTH	21.877	5	86	SHOUBRIDGE	1:33.066	1:33.344	0.278
6	44	PLATTON	29.810	44	PLATTON	41.478	127	TINKLER	21.882	6	14	BURRAGE	1:33.099	1:33.166	0.067
7	14	BURRAGE	29.853	86	SHOUBRIDGE	41.518	86	SHOUBRIDGE	21.945	7	44	PLATTON	1:33.359	1:33.469	0.110
8	11	HARVEY	29.861	111	RUTH	41.672	44	PLATTON	22.071	8	111	RUTH	1:33.590	1:33.675	0.085
9	32	PIPER	30.014	32	PIPER	41.952	69	SETON	22.088	9	32	PIPER	1:34.200	1:34.475	0.275
10	111	RUTH	30.041	61	SAVAGE	42.030	61	SAVAGE	22.141	10	11	HARVEY	1:34.248	1:34.406	0.158
11	61	SAVAGE	30.078	11	HARVEY	42.117	32	PIPER	22.234	11	61	SAVAGE	1:34.249	1:34.549	0.300
12	69	SETON	30.391	69	SETON	42.363	11	HARVEY	22.270	12	69	SETON	1:34.842	1:35.090	0.248
13	177	JORDAN	30.397	10	WILBY	42.478	56	MILLS	22.350	13	177	JORDAN	1:35.291	1:35.291	0.000
14	48	MATTHEWS	30.398	177	JORDAN	42.516	79	WAKE	22.367	14	48	MATTHEWS	1:35.621	1:35.796	0.175
15	40	SHELVEY	30.445	40	SHELVEY	42.677	177	JORDAN	22.378	15	10	WILBY	1:35.639	1:36.101	0.462
16	49	McLURG	30.484	56	MILLS	42.760	49	McLURG	22.402	16	40	SHELVEY	1:35.692	1:36.178	0.486
17	56	MILLS	30.622	48	MATTHEWS	42.806	48	MATTHEWS	22.417	17	56	MILLS	1:35.732	1:36.163	0.431
18	77	HOLLAND	30.632	79	WAKE	42.816	10	WILBY	22.449	18	49	McLURG	1:35.823	1:36.043	0.220
19	10	WILBY	30.712	76	BYARD	42.907	40	SHELVEY	22.570	19	79	WAKE	1:36.076	1:36.312	0.236
20	76	BYARD	30.738	49	McLURG	42.937	184	TWYFORD	22.570	20	76	BYARD	1:36.223	1:36.565	0.342
21	184	TWYFORD	30.794	777	WILLIAMS	43.220	76	BYARD	22.578	21	77	HOLLAND	1:36.537	1:36.650	0.113
22	79	WAKE	30.893	77	HOLLAND	43.241	77	HOLLAND	22.664	22	184	TWYFORD	1:36.939	1:36.948	0.009
23	777	WILLIAMS	31.044	55	GARNER	43.564	777	WILLIAMS	22.860	23	777	WILLIAMS	1:37.124	1:37.454	0.330
24	91	COLLINS	31.261	184	TWYFORD	43.575	55	GARNER	22.953	24	55	GARNER	1:37.845	1:38.235	0.390
25	55	GARNER	31.328	91	COLLINS	43.990	95	SMITH	23.043	25	91	COLLINS	1:38.410	1:39.087	0.677
26	3	JARMAN	31.824	95	SMITH	44.680	91	COLLINS	23.159	26	95	SMITH	1:40.027	1:40.027	0.000
27	51	DURANT	32.084	7	DUCRAN	44.702	7	DUCRAN	23.320	27	3	JARMAN	1:40.039	1:40.091	0.052
28	95	SMITH	32.304	81	DUFFETT	44.735	3	JARMAN	23.427	28	7	DUCRAN	1:40.400	1:40.632	0.232
29	7	DUCRAN	32.378	3	JARMAN	44.788	81	DUFFETT	23.495	29	81	DUFFETT	1:40.642	1:40.666	0.024
30	81	DUFFETT	32.412	174	SKEELS-PIGGINS	44.921	174	SKEELS-PIGGINS	23.705	30	51	DURANT	1:40.846	1:40.846	0.000
31	174	SKEELS-PIGGINS	32.531	51	DURANT	44.989	51	DURANT	23.773	31	174	SKEELS-PIGGINS	1:41.157	1:41.737	0.580
32															

Weather / Track : Cloudy / Dry

Brands Hatch GP
Circuit Length = 2.4332 miles
Start: 12:18 Flag 12:26 End: 12:27

Results can be found at www.tsl-timing.com

Printed - 12:28 Sunday, 21 August 2016

BMCRC - MRO Championships 2016 - Rnd 8 @ Brands Hatch GP

Team Respro MRO 600 inc Clubman 600

RACE 15 - CLASSIFICATION

POS	NO	CL	PIC	NAME	ENTRY	LAPS	TIME	GAP	DIFF	MPH	BEST	ON
1	**6**	C	1	Dominic PETTIT	Yamaha - Camclad Contractors	**5**	7:48.338			93.52	**1:32.387**	3
2	**127**		1	David TINKLER	Yamaha -	**5**	7:48.570	**0.232**	0.232	93.47	**1:32.472**	4
3	**8**		2	Grant NEWSTEAD	Yamaha - Tinklers Motorcycles	**5**	7:51.565	**3.227**	2.995	92.88	**1:32.933**	5
4	**14**		3	Chris BURRAGE	Yamaha - Seton tuning	**5**	7:51.816	**3.478**	0.251	92.83	**1:32.433**	5
5	**52**	C	2	Ben COTGROVE	Yamaha - NR Racing	**5**	7:52.696	**4.358**	0.880	92.65	**1:32.359**	5
6	**74**		4	Joe MORPHETT	Yamaha - Inta / The Bike Shop	**5**	7:55.717	**7.379**	3.021	92.06	**1:32.736**	2
7	**44**	C	3	Hayden PLATTON	Kawasaki - NR Racing	**5**	7:55.742	**7.404**	0.025	92.06	**1:33.616**	2
8	**61**		5	Olly SAVAGE	Kawasaki - Validus-IVC Ltd	**5**	7:56.663	**8.325**	0.921	91.88	**1:33.548**	2
9	**32**	C	4	Mark PIPER	Yamaha - please sponsor me	**5**	7:57.911	**9.573**	1.248	91.64	**1:33.485**	2
10	**11**	C	5	Josh HARVEY	Yamaha - NR Racing	**5**	7:58.742	**10.404**	0.831	91.48	**1:33.850**	4
11	**111**		6	Dan RUTH	Yamaha - Richard Ruth	**5**	7:59.240	**10.902**	0.498	91.39	**1:33.717**	3
12	**86**	C	6	David SHOUBRIDGE	Kawasaki - ASAP (allsignsallprint)	**5**	7:59.254	**10.916**	0.014	91.39	**1:33.992**	2
13	**177**		7	Steve JORDAN	Triumph - stevejordan motorcycles/Bernard Elliott	**5**	8:05.189	**16.851**	5.935	90.27	**1:35.083**	5
14	**48**	C	7	Jay MATTHEWS	Yamaha -	**5**	8:05.272	**16.934**	0.083	90.25	**1:35.340**	2
15	**49**	C	8	Ross McLURG	Kawasaki - E.D.I Building / Steve Jordan Motorcycle	**5**	8:06.109	**17.771**	0.837	90.10	**1:35.464**	2
16	**56**	C	9	Michael MILLS	Yamaha - A51R	**5**	8:10.553	**22.215**	4.444	89.28	**1:36.406**	2
17	**79**	C	10	David WAKE	Yamaha -	**5**	8:10.861	**22.523**	0.308	89.22	**1:36.608**	2
18	**77**	C	11	Jason HOLLAND	Triumph - JH autos imperial car hire	**5**	8:11.055	**22.717**	0.194	89.19	**1:36.169**	3
19	**40**		8	David SHELVEY	Suzuki -	**5**	8:11.237	**22.899**	0.182	89.16	**1:36.457**	2
20	**55**	C	12	Paul GARNER	Yamaha - Area Fifty-One Racing	**5**	8:11.516	**23.178**	0.279	89.11	**1:36.178**	3
21	**184**		9	David TWYFORD	Yamaha -	**5**	8:17.962	**29.624**	6.446	87.95	**1:37.568**	5
22	**91**		10	Lloyd COLLINS	Honda - Warren Drives	**5**	8:27.776	**39.438**	9.814	86.25	**1:39.599**	5
23	**3**		11	Emma JARMAN	Yamaha - Mum & Dad, EDIAsia and CommunityUK	**5**	8:29.307	**40.969**	1.531	85.99	**1:40.443**	5
24	**81**	C	13	Liam DUFFETT	Honda -	**5**	8:29.423	**41.085**	0.116	85.97	**1:39.967**	2
25	**95**	C	14	Karl SMITH	Yamaha - The Flooring Centre Romford	**5**	8:34.971	**46.633**	5.548	85.05	**1:40.587**	3
26	**7**	C	15	Mitch DUCRAN	Yamaha -	**5**	8:37.700	**49.362**	2.729	84.60	**1:40.570**	2
27	**51**	C	16	Andrew DURANT	Honda -	**5**	8:47.352	**59.014**	9.652	83.05	**1:43.014**	2
28	**174**		12	Talan SKEELS-PIGGINS	Suzuki - McMillan Williams	**5**	8:47.721	**59.383**	0.369	82.99	**1:43.299**	2

FASTEST LAP

52	C	Ben COTGROVE	Yamaha - NR Racing	**5**	1:32.359	94.84 mph	152.63 kph
14		Chris BURRAGE	Yamaha - Seton tuning	**5**	1:32.433	94.76 mph	152.51 kph

Class C - 90% of Race Speed = 84.16 mph
Class - 90% of Race Speed = 84.12 mph

Brands Hatch GP
Circuit Length = 2.4332 miles
Start: 15:46 Flag 15:53 End: 15:55

Weather / Track : Cloudy / Dry
These results are provisional until the conclusion of any judicial and technical matters.

Clerk Of Course :		Timekeeper :

Results can be found at www.tsl-timing.com

Printed - 15:55 Sunday, 21 August 2016

BMCRC - MRO Championships 2016 - Rnd 8 @ Brands Hatch GP

Team Respro MRO 600 inc Clubman 600

RACE 15 - LAP CHART

LAP 1	@ 15:47:45.994	
NO	BEHIND	LAP TIME
127		1:36.911
6	0.710	1:37.621
61	1.806	1:38.717
8	2.196	1:39.107
44	2.856	1:39.767
14	2.977	1:39.888
52	3.171	1:40.082
86	3.591	1:40.502
32	4.221	1:41.132
11	4.822	1:41.733
111	4.902	1:41.813
74	5.114	1:42.025
48	5.352	1:42.263
49	5.747	1:42.658
177	6.010	1:42.921
79	6.474	1:43.385
56	6.750	1:43.661
40	7.448	1:44.359
77	7.513	1:44.424
55	7.817	1:44.728
184	9.338	1:46.249
3	9.995	1:46.906
91	10.699	1:47.610
81	11.399	1:48.310
7	13.037	1:49.948
95	13.138	1:50.049
51	14.473	1:51.384
174	15.599	1:52.510

LAP 2	@ 15:49:18.889	
NO	BEHIND	LAP TIME
127		1:32.895
6	0.421	1:32.606
61	2.459	1:33.548
8	2.758	1:33.457
14	2.919	1:32.837
44	3.577	1:33.616
52	3.708	1:33.432
86	4.688	1:33.992
32	4.811	1:33.485
74	4.955	1:32.736
111	6.321	1:34.314
11	6.573	1:34.646
48	7.797	1:35.340
49	8.316	1:35.464
177	8.565	1:35.450
79	10.187	1:36.608
56	10.261	1:36.406
40	11.010	1:36.457
77	11.629	1:37.011
55	11.695	1:36.773
184	14.926	1:38.483
3	17.653	1:40.553
91	17.873	1:40.069
81	18.471	1:39.967
7	20.712	1:40.570
95	21.470	1:41.227
51	24.592	1:43.014
174	26.003	1:43.299

LAP 3	@ 15:50:51.697	
NO	BEHIND	LAP TIME
6		1:32.387
127	0.613	1:33.421
8	3.031	1:33.081
61	3.897	1:34.246
14	4.153	1:34.042
52	4.310	1:33.410
44	4.836	1:34.067
74	5.643	1:33.496
86	6.347	1:34.467
32	6.663	1:34.660
111	7.230	1:33.717
11	7.739	1:33.974
48	10.648	1:35.659
49	11.284	1:35.776
177	11.441	1:35.684
56	13.895	1:36.442
79	14.376	1:36.997
40	14.943	1:36.741
77	14.990	1:36.169
55	15.065	1:36.178
184	19.920	1:37.802
3	25.479	1:40.634
91	25.566	1:40.501
81	25.961	1:40.298
95	29.249	1:40.587
7	29.987	1:42.083
51	36.108	1:44.324
174	36.556	1:43.361

LAP 4	@ 15:52:24.697	
NO	BEHIND	LAP TIME
6		1:33.000
127	0.085	1:32.472
8	3.018	1:32.987
14	3.769	1:32.616
52	4.723	1:33.413
61	5.720	1:34.823
44	5.941	1:34.105
74	6.208	1:33.565
86	8.250	1:34.903
32	8.307	1:34.644
11	8.589	1:33.850
111	8.931	1:34.701
48	13.494	1:35.846
177	14.492	1:36.051
49	14.786	1:36.502
56	17.945	1:37.050
79	18.243	1:36.867
40	18.552	1:36.609
77	18.687	1:36.697
55	18.827	1:36.762
184	24.780	1:37.860
91	32.563	1:39.997
3	33.250	1:40.771
81	33.475	1:40.514
95	37.429	1:41.180
7	39.550	1:42.563
174	47.830	1:44.274
51	47.976	1:44.868

LAP 5	@ 15:53:57.421	
NO	BEHIND	LAP TIME
6		1:32.724
127	0.232	1:32.871
8	3.227	1:32.933
14	3.478	1:32.433
52	4.358	1:32.359
74	7.379	1:33.895
44	7.404	1:34.187
61	8.325	1:35.329
32	9.573	1:33.990
11	10.404	1:34.539
111	10.902	1:34.695
86	10.916	1:35.390
177	16.851	1:35.083
48	16.934	1:36.164
49	17.771	1:35.709
56	22.215	1:36.994
79	22.523	1:37.004
77	22.717	1:36.754
40	22.899	1:37.071
55	23.178	1:37.075
184	29.624	1:37.568
91	39.438	1:39.599
3	40.969	1:40.443
81	41.085	1:40.334
95	46.633	1:41.928
7	49.362	1:42.536
51	59.014	1:43.762
174	59.383	1:44.277

Weather / Track : Cloudy / Dry

Brands Hatch GP
Circuit Length = 2.4332 miles
Start: 15:46 Flag 15:53 End: 15:55

Results can be found at www.tsl-timing.com

Printed - 15:56 Sunday, 21 August 2016

BMCRC - MRO Championships 2016 - Rnd 8 @ Brands Hatch GP

Team Respro MRO 600 inc Clubman 600

RACE 15 - SECTOR ANALYSIS

SECTOR 1 = FL to I1, SECTOR 2 = I1 to I2, SECTOR 3 = I2 to FL, DIFF = Difference To Personal Best Lap

P1 6 C Dominic PETTIT Yamaha - Camclad Contractors

IDEAL LAP TIME : 1:32.287 BEST LAP TIME : 1:32.387 DIFFERENCE : 0.100

LAP	SECTOR 1	SECTOR 2	SECTOR 3	LAP TIME	MPH	DIFF	TIME OF DAY
1 -		41.484	22.002	1:37.621	89.73	5.234	15:47:46.704
2 -	29.606	41.241	***21.759***	1:32.606 **(2)**	94.59	0.219	15:49:19.310
3 -	***29.458***	***41.070***	21.859	***1:32.387*** **(1)**	***94.81***		***15:50:51.697***
4 -	29.815	41.287	21.898	1:33.000	94.19	0.613	15:52:24.697
5 -	29.511	41.388	21.825	1:32.724 **(3)**	94.47	0.337	15:53:57.421

P2 127 David TINKLER Yamaha -

IDEAL LAP TIME : 1:32.353 BEST LAP TIME : 1:32.472 DIFFERENCE : 0.119

LAP	SECTOR 1	SECTOR 2	SECTOR 3	LAP TIME	MPH	DIFF	TIME OF DAY
1 -		41.295	21.901	1:36.911	90.39	4.439	15:47:45.994
2 -	29.752	41.235	21.908	1:32.895 **(3)**	94.29	0.423	15:49:18.889
3 -	30.576	***41.130***	21.715	1:33.421	93.76	0.949	15:50:52.310
4 -	***29.593***	41.249	***21.630***	***1:32.472*** **(1)**	***94.72***		***15:52:24.782***
5 -	29.756	41.336	21.779	1:32.871 **(2)**	94.32	0.399	15:53:57.653

P3 8 Grant NEWSTEAD Yamaha - Tinklers Motorcycles

IDEAL LAP TIME : 1:32.739 BEST LAP TIME : 1:32.933 DIFFERENCE : 0.194

LAP	SECTOR 1	SECTOR 2	SECTOR 3	LAP TIME	MPH	DIFF	TIME OF DAY
1 -		41.834	22.266	1:39.107	88.38	6.174	15:47:48.190
2 -	***29.657***	41.494	22.306	1:33.457	93.73	0.524	15:49:21.647
3 -	29.780	***41.181***	22.120	1:33.081 **(3)**	94.10	0.148	15:50:54.728
4 -	29.725	41.337	21.925	1:32.987 **(2)**	94.20	0.054	15:52:27.715
5 -	29.746	41.286	***21.901***	***1:32.933*** **(1)**	***94.25***		***15:54:00.648***

P4 14 Chris BURRAGE Yamaha - Seton tuning

IDEAL LAP TIME : 1:32.286 BEST LAP TIME : 1:32.433 DIFFERENCE : 0.147

LAP	SECTOR 1	SECTOR 2	SECTOR 3	LAP TIME	MPH	DIFF	TIME OF DAY
1 -		42.345	22.199	1:39.888	87.69	7.455	15:47:48.971
2 -	29.788	41.184	***21.865***	1:32.837 **(3)**	94.35	0.404	15:49:21.808
3 -	29.926	41.951	22.165	1:34.042	93.14	1.609	15:50:55.850
4 -	***29.531***	41.180	21.905	1:32.616 **(2)**	94.58	0.183	15:52:28.466
5 -	29.625	***40.890***	21.918	***1:32.433*** **(1)**	***94.76***		***15:54:00.899***

P5 52 C Ben COTGROVE Yamaha - NR Racing

IDEAL LAP TIME : 1:32.283 BEST LAP TIME : 1:32.359 DIFFERENCE : 0.076

LAP	SECTOR 1	SECTOR 2	SECTOR 3	LAP TIME	MPH	DIFF	TIME OF DAY
1 -		42.192	22.141	1:40.082	87.52	7.723	15:47:49.165
2 -	29.757	41.484	22.191	1:33.432	93.75	1.073	15:49:22.597
3 -	29.749	41.322	22.339	1:33.410 **(2)**	93.77	1.051	15:50:56.007
4 -	30.018	41.548	***21.847***	1:33.413 **(3)**	93.77	1.054	15:52:29.420
5 -	***29.608***	***40.828***	21.923	***1:32.359*** **(1)**	***94.84***		***15:54:01.779***

P6 74 Joe MORPHETT Yamaha - Inta / The Bike Shop

IDEAL LAP TIME : 1:32.736 BEST LAP TIME : 1:32.736 DIFFERENCE : 0.000

LAP	SECTOR 1	SECTOR 2	SECTOR 3	LAP TIME	MPH	DIFF	TIME OF DAY
1 -		42.251	22.241	1:42.025	85.85	9.289	15:47:51.108
2 -	***29.675***	***41.166***	***21.895***	***1:32.736*** **(1)**	***94.45***		***15:49:23.844***
3 -	30.044	41.511	21.941	1:33.496 **(2)**	93.69	0.760	15:50:57.340
4 -	29.683	41.560	22.322	1:33.565 **(3)**	93.62	0.829	15:52:30.905
5 -	30.019	41.607	22.269	1:33.895	93.29	1.159	15:54:04.800

P7 44 C Hayden PLATTON Kawasaki - NR Racing

IDEAL LAP TIME : 1:33.565 BEST LAP TIME : 1:33.616 DIFFERENCE : 0.051

LAP	SECTOR 1	SECTOR 2	SECTOR 3	LAP TIME	MPH	DIFF	TIME OF DAY

Weather / Track : Cloudy / Dry

Brands Hatch GP
Circuit Length = 2.4332 miles
Start: 15:46 Flag 15:53 End: 15:55

BMCRC - MRO Championships 2016 - Rnd 8 @ Brands Hatch GP

Team Respro MRO 600 inc Clubman 600

RACE 15 - SECTOR ANALYSIS

SECTOR 1 = FL to I1, SECTOR 2 = I1 to I2, SECTOR 3 = I2 to FL, DIFF = Difference To Personal Best Lap

1 -		42.262	22.252	1:39.767	87.80	6.151	15:47:48.850
2 -	***29.612***	41.824	***22.180***	***1:33.616*** **(1)**	***93.57***		***15:49:22.466***
3 -	29.807	41.993	22.267	1:34.067 **(2)**	93.12	0.451	15:50:56.533
4 -	29.710	42.153	22.242	1:34.105 **(3)**	93.08	0.489	15:52:30.638
5 -	29.989	***41.773***	22.425	1:34.187	93.00	0.571	15:54:04.825

P8 61 Olly SAVAGE Kawasaki - Validus-IVC Ltd

IDEAL LAP TIME : 1:33.415 BEST LAP TIME : 1:33.548 DIFFERENCE : 0.133

LAP	SECTOR 1	SECTOR 2	SECTOR 3	LAP TIME	MPH	DIFF	TIME OF DAY
1 -		41.905	***22.079***	1:38.717	88.73	5.169	15:47:47.800
2 -	***29.816***	***41.520***	22.212	***1:33.548*** **(1)**	***93.64***		***15:49:21.348***
3 -	29.983	42.139	22.124	1:34.246 **(2)**	92.94	0.698	15:50:55.594
4 -	30.279	42.251	22.293	1:34.823 **(3)**	92.38	1.275	15:52:30.417
5 -	30.451	42.597	22.281	1:35.329	91.89	1.781	15:54:05.746

P9 32 C Mark PIPER Yamaha - please sponsor me

IDEAL LAP TIME : 1:33.485 BEST LAP TIME : 1:33.485 DIFFERENCE : 0.000

LAP	SECTOR 1	SECTOR 2	SECTOR 3	LAP TIME	MPH	DIFF	TIME OF DAY
1 -		42.815	22.141	1:41.132	86.61	7.647	15:47:50.215
2 -	***29.996***	***41.584***	***21.905***	***1:33.485*** **(1)**	***93.70***		***15:49:23.700***
3 -	30.458	41.844	22.358	1:34.660	92.54	1.175	15:50:58.360
4 -	30.049	42.351	22.244	1:34.644 **(3)**	92.55	1.159	15:52:33.004
5 -	30.087	41.779	22.124	1:33.990 **(2)**	93.19	0.505	15:54:06.994

P10 11 C Josh HARVEY Yamaha - NR Racing

IDEAL LAP TIME : 1:33.752 BEST LAP TIME : 1:33.850 DIFFERENCE : 0.098

LAP	SECTOR 1	SECTOR 2	SECTOR 3	LAP TIME	MPH	DIFF	TIME OF DAY
1 -		43.182	22.359	1:41.733	86.10	7.883	15:47:50.816
2 -	30.132	41.976	22.538	1:34.646	92.55	0.796	15:49:25.462
3 -	30.013	41.872	***22.089***	1:33.974 **(2)**	93.21	0.124	15:50:59.436
4 -	***29.825***	***41.838***	22.187	***1:33.850*** **(1)**	***93.33***		***15:52:33.286***
5 -	30.378	42.015	22.146	1:34.539 **(3)**	92.65	0.689	15:54:07.825

P11 111 Dan RUTH Yamaha - Richard Ruth

IDEAL LAP TIME : 1:33.688 BEST LAP TIME : 1:33.717 DIFFERENCE : 0.029

LAP	SECTOR 1	SECTOR 2	SECTOR 3	LAP TIME	MPH	DIFF	TIME OF DAY
1 -		42.506	22.138	1:41.813	86.03	8.096	15:47:50.896
2 -	30.366	***41.696***	22.252	1:34.314 **(2)**	92.87	0.597	15:49:25.210
3 -	***29.997***	41.725	***21.995***	***1:33.717*** **(1)**	***93.47***		***15:50:58.927***
4 -	30.045	42.535	22.121	1:34.701	92.50	0.984	15:52:33.628
5 -	30.483	41.983	22.229	1:34.695 **(3)**	92.50	0.978	15:54:08.323

P12 86 C David SHOUBRIDGE Kawasaki - ASAP (allsignsallprint)

IDEAL LAP TIME : 1:33.992 BEST LAP TIME : 1:33.992 DIFFERENCE : 0.000

LAP	SECTOR 1	SECTOR 2	SECTOR 3	LAP TIME	MPH	DIFF	TIME OF DAY
1 -		42.447	22.491	1:40.502	87.16	6.510	15:47:49.585
2 -	***29.897***	***41.899***	***22.196***	***1:33.992*** **(1)**	***93.19***		***15:49:23.577***
3 -	30.040	42.137	22.290	1:34.467 **(2)**	92.72	0.475	15:50:58.044
4 -	30.219	42.376	22.308	1:34.903 **(3)**	92.30	0.911	15:52:32.947
5 -	30.508	42.462	22.420	1:35.390	91.83	1.398	15:54:08.337

P13 177 Steve JORDAN Triumph - stevejordan motorcycles/Bernard Elliott

IDEAL LAP TIME : 1:34.840 BEST LAP TIME : 1:35.083 DIFFERENCE : 0.243

LAP	SECTOR 1	SECTOR 2	SECTOR 3	LAP TIME	MPH	DIFF	TIME OF DAY
1 -		43.884	22.461	1:42.921	85.11	7.838	15:47:52.004
2 -	30.578	42.553	***22.319***	1:35.450 **(2)**	91.77	0.367	15:49:27.454
3 -	30.490	42.722	22.472	1:35.684 **(3)**	91.54	0.601	15:51:03.138
4 -	30.897	42.654	22.500	1:36.051	91.19	0.968	15:52:39.189

Weather / Track : Cloudy / Dry

Brands Hatch GP
Circuit Length = 2.4332 miles
Start: 15:46 Flag 15:53 End: 15:55

BMCRC - MRO Championships 2016 - Rnd 8 @ Brands Hatch GP

Team Respro MRO 600 inc Clubman 600

RACE 15 - SECTOR ANALYSIS

SECTOR 1 = FL to I1, SECTOR 2 = I1 to I2, SECTOR 3 = I2 to FL, DIFF = Difference To Personal Best Lap

5 -	***30.184***	***42.337***	22.562	***1:35.083***	**(1)**	***92.12***	***15:54:14.272***

P14 48 C Jay MATTHEWS Yamaha -

IDEAL LAP TIME : 1:35.325 BEST LAP TIME : 1:35.340 DIFFERENCE : 0.015

LAP	SECTOR 1	SECTOR 2	SECTOR 3	LAP TIME		MPH	DIFF	TIME OF DAY
1 -		42.991	22.635	1:42.263		85.65	6.923	15:47:51.346
2 -	***30.507***	***42.380***	22.453	***1:35.340***	**(1)**	***91.88***		***15:49:26.686***
3 -	30.643	42.578	***22.438***	1:35.659	**(2)**	91.57	0.319	15:51:02.345
4 -	30.640	42.627	22.579	1:35.846	**(3)**	91.39	0.506	15:52:38.191
5 -	30.603	42.955	22.606	1:36.164		91.09	0.824	15:54:14.355

P15 49 C Ross McLURG Kawasaki - E.D.I Building / Steve Jordan Motorcycles

IDEAL LAP TIME : 1:35.373 BEST LAP TIME : 1:35.464 DIFFERENCE : 0.091

LAP	SECTOR 1	SECTOR 2	SECTOR 3	LAP TIME		MPH	DIFF	TIME OF DAY
1 -		43.555	***22.406***	1:42.658		85.33	7.194	15:47:51.741
2 -	***30.272***	42.778	22.414	***1:35.464***	**(1)**	***91.76***		***15:49:27.205***
3 -	30.388	42.792	22.596	1:35.776	**(3)**	91.46	0.312	15:51:02.981
4 -	30.640	43.111	22.751	1:36.502		90.77	1.038	15:52:39.483
5 -	30.533	***42.695***	22.481	1:35.709	**(2)**	91.52	0.245	15:54:15.192

P16 56 C Michael MILLS Yamaha - A51R

IDEAL LAP TIME : 1:36.200 BEST LAP TIME : 1:36.406 DIFFERENCE : 0.206

LAP	SECTOR 1	SECTOR 2	SECTOR 3	LAP TIME		MPH	DIFF	TIME OF DAY
1 -		43.347	***22.540***	1:43.661		84.50	7.255	15:47:52.744
2 -	30.988	***42.848***	22.570	***1:36.406***	**(1)**	***90.86***		***15:49:29.150***
3 -	***30.812***	42.890	22.740	1:36.442	**(2)**	90.83	0.036	15:51:05.592
4 -	31.014	43.266	22.770	1:37.050		90.26	0.644	15:52:42.642
5 -	30.971	43.273	22.750	1:36.994	**(3)**	90.31	0.588	15:54:19.636

P17 79 C David WAKE Yamaha -

IDEAL LAP TIME : 1:36.424 BEST LAP TIME : 1:36.608 DIFFERENCE : 0.184

LAP	SECTOR 1	SECTOR 2	SECTOR 3	LAP TIME		MPH	DIFF	TIME OF DAY
1 -		43.864	***22.483***	1:43.385		84.73	6.777	15:47:52.468
2 -	***30.982***	***42.959***	22.667	***1:36.608***	**(1)**	***90.67***		***15:49:29.076***
3 -	31.153	43.343	22.501	1:36.997	**(3)**	90.31	0.389	15:51:06.073
4 -	31.004	43.132	22.731	1:36.867	**(2)**	90.43	0.259	15:52:42.940
5 -	31.156	43.089	22.759	1:37.004		90.30	0.396	15:54:19.944

P18 77 C Jason HOLLAND Triumph - JH autos imperial car hire

IDEAL LAP TIME : 1:36.061 BEST LAP TIME : 1:36.169 DIFFERENCE : 0.108

LAP	SECTOR 1	SECTOR 2	SECTOR 3	LAP TIME		MPH	DIFF	TIME OF DAY
1 -		43.699	22.515	1:44.424		83.88	8.255	15:47:53.507
2 -	31.205	43.177	22.629	1:37.011		90.29	0.842	15:49:30.518
3 -	***30.556***	43.110	***22.503***	***1:36.169***	**(1)**	***91.08***		***15:51:06.687***
4 -	31.070	***43.002***	22.625	1:36.697	**(2)**	90.59	0.528	15:52:43.384
5 -	30.983	43.122	22.649	1:36.754	**(3)**	90.53	0.585	15:54:20.138

P19 40 David SHELVEY Suzuki -

IDEAL LAP TIME : 1:36.291 BEST LAP TIME : 1:36.457 DIFFERENCE : 0.166

LAP	SECTOR 1	SECTOR 2	SECTOR 3	LAP TIME		MPH	DIFF	TIME OF DAY
1 -		43.542	22.886	1:44.359		83.93	7.902	15:47:53.442
2 -	30.954	***42.790***	22.713	***1:36.457***	**(1)**	***90.81***		***15:49:29.899***
3 -	***30.868***	43.061	22.812	1:36.741	**(3)**	90.54	0.284	15:51:06.640
4 -	31.016	42.860	22.733	1:36.609	**(2)**	90.67	0.152	15:52:43.249
5 -	31.116	43.322	***22.633***	1:37.071		90.24	0.614	15:54:20.320

Weather / Track : Cloudy / Dry

Brands Hatch GP
Circuit Length = 2.4332 miles
Start: 15:46 Flag 15:53 End: 15:55

BMCRC - MRO Championships 2016 - Rnd 8 @ Brands Hatch GP

Team Respro MRO 600 inc Clubman 600

RACE 15 - SECTOR ANALYSIS

SECTOR 1 = FL to I1, SECTOR 2 = I1 to I2, SECTOR 3 = I2 to FL, DIFF = Difference To Personal Best Lap

P20 55 C Paul GARNER Yamaha - Area Fifty-One Racing

IDEAL LAP TIME : 1:36.157 BEST LAP TIME : 1:36.178 DIFFERENCE : 0.021

LAP	SECTOR 1	SECTOR 2	SECTOR 3	LAP TIME	MPH	DIFF	TIME OF DAY
1 -		43.697	22.613	1:44.728	83.64	8.550	15:47:53.811
2 -	31.321	***42.835***	22.617	1:36.773 **(3)**	90.51	0.595	15:49:30.584
3 -	***30.943***	42.856	***22.379***	***1:36.178*** **(1)**	***91.07***		***15:51:06.762***
4 -	31.312	43.006	22.444	1:36.762 **(2)**	90.52	0.584	15:52:43.524
5 -	31.290	43.149	22.636	1:37.075	90.23	0.897	15:54:20.599

P21 184 David TWYFORD Yamaha -

IDEAL LAP TIME : 1:37.561 BEST LAP TIME : 1:37.568 DIFFERENCE : 0.007

LAP	SECTOR 1	SECTOR 2	SECTOR 3	LAP TIME	MPH	DIFF	TIME OF DAY
1 -		44.428	23.145	1:46.249	82.44	8.681	15:47:55.332
2 -	31.544	***43.653***	23.286	1:38.483	88.94	0.915	15:49:33.815
3 -	31.126	43.783	22.893	1:37.802 **(2)**	89.56	0.234	15:51:11.617
4 -	31.289	43.671	22.900	1:37.860 **(3)**	89.51	0.292	15:52:49.477
5 -	***31.051***	43.660	***22.857***	***1:37.568*** **(1)**	***89.78***		***15:54:27.045***

P22 91 Lloyd COLLINS Honda - Warren Drives

IDEAL LAP TIME : 1:39.069 BEST LAP TIME : 1:39.599 DIFFERENCE : 0.530

LAP	SECTOR 1	SECTOR 2	SECTOR 3	LAP TIME	MPH	DIFF	TIME OF DAY
1 -		44.841	23.363	1:47.610	81.40	8.011	15:47:56.693
2 -	31.960	44.732	23.377	1:40.069 **(3)**	87.53	0.470	15:49:36.762
3 -	31.996	45.020	23.485	1:40.501	87.16	0.902	15:51:17.263
4 -	32.395	***44.302***	23.300	1:39.997 **(2)**	87.60	0.398	15:52:57.260
5 -	***31.651***	44.832	***23.116***	***1:39.599*** **(1)**	***87.95***		***15:54:36.859***

P23 3 Emma JARMAN Yamaha - Mum & Dad, EDIAsia and CommunityUK

IDEAL LAP TIME : 1:39.929 BEST LAP TIME : 1:40.443 DIFFERENCE : 0.514

LAP	SECTOR 1	SECTOR 2	SECTOR 3	LAP TIME	MPH	DIFF	TIME OF DAY
1 -		***44.478***	***23.546***	1:46.906	81.93	6.463	15:47:55.989
2 -	32.047	44.944	23.562	1:40.553 **(2)**	87.11	0.110	15:49:36.542
3 -	***31.905***	45.074	23.655	1:40.634 **(3)**	87.04	0.191	15:51:17.176
4 -	32.643	44.512	23.616	1:40.771	86.92	0.328	15:52:57.947
5 -	32.221	44.559	23.663	***1:40.443*** **(1)**	***87.21***		***15:54:38.390***

P24 81 C Liam DUFFETT Honda -

IDEAL LAP TIME : 1:39.832 BEST LAP TIME : 1:39.967 DIFFERENCE : 0.135

LAP	SECTOR 1	SECTOR 2	SECTOR 3	LAP TIME	MPH	DIFF	TIME OF DAY
1 -		44.948	23.552	1:48.310	80.87	8.343	15:47:57.393
2 -	32.195	***44.427***	***23.345***	***1:39.967*** **(1)**	***87.62***		***15:49:37.360***
3 -	***32.060***	44.849	23.389	1:40.298 **(2)**	87.33	0.331	15:51:17.658
4 -	32.563	44.581	23.370	1:40.514	87.15	0.547	15:52:58.172
5 -	32.273	44.578	23.483	1:40.334 **(3)**	87.30	0.367	15:54:38.506

P25 95 C Karl SMITH Yamaha - The Flooring Centre Romford

IDEAL LAP TIME : 1:40.332 BEST LAP TIME : 1:40.587 DIFFERENCE : 0.255

LAP	SECTOR 1	SECTOR 2	SECTOR 3	LAP TIME	MPH	DIFF	TIME OF DAY
1 -		46.237	23.667	1:50.049	79.59	9.462	15:47:59.132
2 -	32.927	***44.962***	23.338	1:41.227 **(3)**	86.53	0.640	15:49:40.359
3 -	***32.141***	45.119	23.327	***1:40.587*** **(1)**	***87.08***		***15:51:20.946***
4 -	32.735	45.216	***23.229***	1:41.180 **(2)**	86.57	0.593	15:53:02.126
5 -	33.007	45.658	23.263	1:41.928	85.94	1.341	15:54:44.054

P26 7 C Mitch DUCRAN Yamaha -

IDEAL LAP TIME : 1:40.557 BEST LAP TIME : 1:40.570 DIFFERENCE : 0.013

LAP	SECTOR 1	SECTOR 2	SECTOR 3	LAP TIME	MPH	DIFF	TIME OF DAY

Brands Hatch GP
Circuit Length = 2.4332 miles
Start: 15:46 Flag 15:53 End: 15:55

Weather / Track : Cloudy / Dry

BMCRC - MRO Championships 2016 - Rnd 8 @ Brands Hatch GP

Team Respro MRO 600 inc Clubman 600

RACE 15 - SECTOR ANALYSIS

SECTOR 1 = FL to I1, SECTOR 2 = I1 to I2, SECTOR 3 = I2 to FL, DIFF = Difference To Personal Best Lap

1 -		46.263	23.794	1:49.948	79.67	9.378	15:47:59.031
2 -	***32.302***	***44.873***	23.395	***1:40.570*** **(1)**	***87.10***		***15:49:39.601***
3 -	33.350	45.351	***23.382***	1:42.083 **(2)**	85.81	1.513	15:51:21.684
4 -	33.132	45.762	23.669	1:42.563	85.40	1.993	15:53:04.247
5 -	33.440	45.260	23.836	1:42.536 **(3)**	85.43	1.966	15:54:46.783

P27 51 C Andrew DURANT Honda -

IDEAL LAP TIME : 1:42.265 BEST LAP TIME : 1:43.014 DIFFERENCE : 0.749

LAP	SECTOR 1	SECTOR 2	SECTOR 3	LAP TIME	MPH	DIFF	TIME OF DAY
1 -		46.253	***24.187***	1:51.384	78.64	8.370	15:48:00.467
2 -	***32.394***	***45.684***	24.936	***1:43.014*** **(1)**	***85.03***		***15:49:43.481***
3 -	32.727	46.806	24.791	1:44.324 **(3)**	83.96	1.310	15:51:27.805
4 -	32.778	47.114	24.976	1:44.868	83.53	1.854	15:53:12.673
5 -	32.990	46.475	24.297	1:43.762 **(2)**	84.42	0.748	15:54:56.435

P28 174 Talan SKEELS-PIGGINS Suzuki - McMillan Williams

IDEAL LAP TIME : 1:43.156 BEST LAP TIME : 1:43.299 DIFFERENCE : 0.143

LAP	SECTOR 1	SECTOR 2	SECTOR 3	LAP TIME	MPH	DIFF	TIME OF DAY
1 -		46.792	24.479	1:52.510	77.85	9.211	15:48:01.593
2 -	***32.981***	46.294	***24.024***	***1:43.299*** **(1)**	***84.80***		***15:49:44.892***
3 -	33.130	***46.151***	24.080	1:43.361 **(2)**	84.74	0.062	15:51:28.253
4 -	33.042	46.583	24.649	1:44.274 **(3)**	84.00	0.975	15:53:12.527
5 -	33.657	46.154	24.466	1:44.277	84.00	0.978	15:54:56.804

Weather / Track : Cloudy / Dry

Brands Hatch GP
Circuit Length = 2.4332 miles
Start: 15:46 Flag 15:53 End: 15:55

BMCRC - MRO Championships 2016 - Rnd 8 @ Brands Hatch GP

Team Respro MRO 600 inc Clubman 600

RACE 15 - BEST SECTORS

	SECTOR 1			SECTOR 2			SECTOR 3			IDEAL / BEST COMPARISON				
POS	NO	NAME	TIME	NO	NAME	TIME	NO	NAME	TIME	POS	NO	NAME	IDEAL	BEST	DIFF
												PERFECT LAP	1:31.916		
1	6	PETTIT	29.458	52	COTGROVE	40.828	127	TINKLER	21.630	1	52	COTGROVE	1:32.283	1:32.359	0.076
2	14	BURRAGE	29.531	14	BURRAGE	40.890	6	PETTIT	21.759	2	14	BURRAGE	1:32.286	1:32.433	0.147
3	127	TINKLER	29.593	6	PETTIT	41.070	52	COTGROVE	21.847	3	6	PETTIT	1:32.287	1:32.387	0.100
4	52	COTGROVE	29.608	127	TINKLER	41.130	14	BURRAGE	21.865	4	127	TINKLER	1:32.353	1:32.472	0.119
5	44	PLATTON	29.612	74	MORPHETT	41.166	74	MORPHETT	21.895	5	74	MORPHETT	1:32.736	1:32.736	0.000
6	8	NEWSTEAD	29.657	8	NEWSTEAD	41.181	8	NEWSTEAD	21.901	6	8	NEWSTEAD	1:32.739	1:32.933	0.194
7	74	MORPHETT	29.675	61	SAVAGE	41.520	32	PIPER	21.905	7	61	SAVAGE	1:33.415	1:33.548	0.133
8	61	SAVAGE	29.816	32	PIPER	41.584	111	RUTH	21.995	8	32	PIPER	1:33.485	1:33.485	0.000
9	11	HARVEY	29.825	111	RUTH	41.696	61	SAVAGE	22.079	9	44	PLATTON	1:33.565	1:33.616	0.051
10	86	SHOUBRIDGE	29.897	44	PLATTON	41.773	11	HARVEY	22.089	10	111	RUTH	1:33.688	1:33.717	0.029
11	32	PIPER	29.996	11	HARVEY	41.838	44	PLATTON	22.180	11	11	HARVEY	1:33.752	1:33.850	0.098
12	111	RUTH	29.997	86	SHOUBRIDGE	41.899	86	SHOUBRIDGE	22.196	12	86	SHOUBRIDGE	1:33.992	1:33.992	0.000
13	177	JORDAN	30.184	177	JORDAN	42.337	177	JORDAN	22.319	13	177	JORDAN	1:34.840	1:35.083	0.243
14	49	McLURG	30.272	48	MATTHEWS	42.380	55	GARNER	22.379	14	48	MATTHEWS	1:35.325	1:35.340	0.015
15	48	MATTHEWS	30.507	49	McLURG	42.695	49	McLURG	22.406	15	49	McLURG	1:35.373	1:35.464	0.091
16	77	HOLLAND	30.556	40	SHELVEY	42.790	48	MATTHEWS	22.438	16	77	HOLLAND	1:36.061	1:36.169	0.108
17	56	MILLS	30.812	55	GARNER	42.835	79	WAKE	22.483	17	55	GARNER	1:36.157	1:36.178	0.021
18	40	SHELVEY	30.868	56	MILLS	42.848	77	HOLLAND	22.503	18	56	MILLS	1:36.200	1:36.406	0.206
19	55	GARNER	30.943	79	WAKE	42.959	56	MILLS	22.540	19	40	SHELVEY	1:36.291	1:36.457	0.166
20	79	WAKE	30.982	77	HOLLAND	43.002	40	SHELVEY	22.633	20	79	WAKE	1:36.424	1:36.608	0.184
21	184	TWYFORD	31.051	184	TWYFORD	43.653	184	TWYFORD	22.857	21	184	TWYFORD	1:37.561	1:37.568	0.007
22	91	COLLINS	31.651	91	COLLINS	44.302	91	COLLINS	23.116	22	91	COLLINS	1:39.069	1:39.599	0.530
23	3	JARMAN	31.905	81	DUFFETT	44.427	95	SMITH	23.229	23	81	DUFFETT	1:39.832	1:39.967	0.135
24	81	DUFFETT	32.060	3	JARMAN	44.478	81	DUFFETT	23.345	24	3	JARMAN	1:39.929	1:40.443	0.514
25	95	SMITH	32.141	7	DUCRAN	44.873	7	DUCRAN	23.382	25	95	SMITH	1:40.332	1:40.587	0.255
26	7	DUCRAN	32.302	95	SMITH	44.962	3	JARMAN	23.546	26	7	DUCRAN	1:40.557	1:40.570	0.013
27	51	DURANT	32.394	51	DURANT	45.684	174	SKEELS-PIGGINS	24.024	27	51	DURANT	1:42.265	1:43.014	0.749
28	174	SKEELS-PIGGINS	32.981	174	SKEELS-PIGGINS	46.151	51	DURANT	24.187	28	174	SKEELS-PIGGINS	1:43.156	1:43.299	0.143

Weather / Track : Cloudy / Dry

Brands Hatch GP
Circuit Length = 2.4332 miles
Start: 15:46 Flag 15:53 End: 15:55

Results can be found at www.tsl-timing.com

Printed - 15:56 Sunday, 21 August 2016

MRO Minitwins

Brands Hatch GP

20th & 21st August 2016

Results Provided by Timing Solutions Ltd
www.tsl-timing.com

Brands Hatch GP

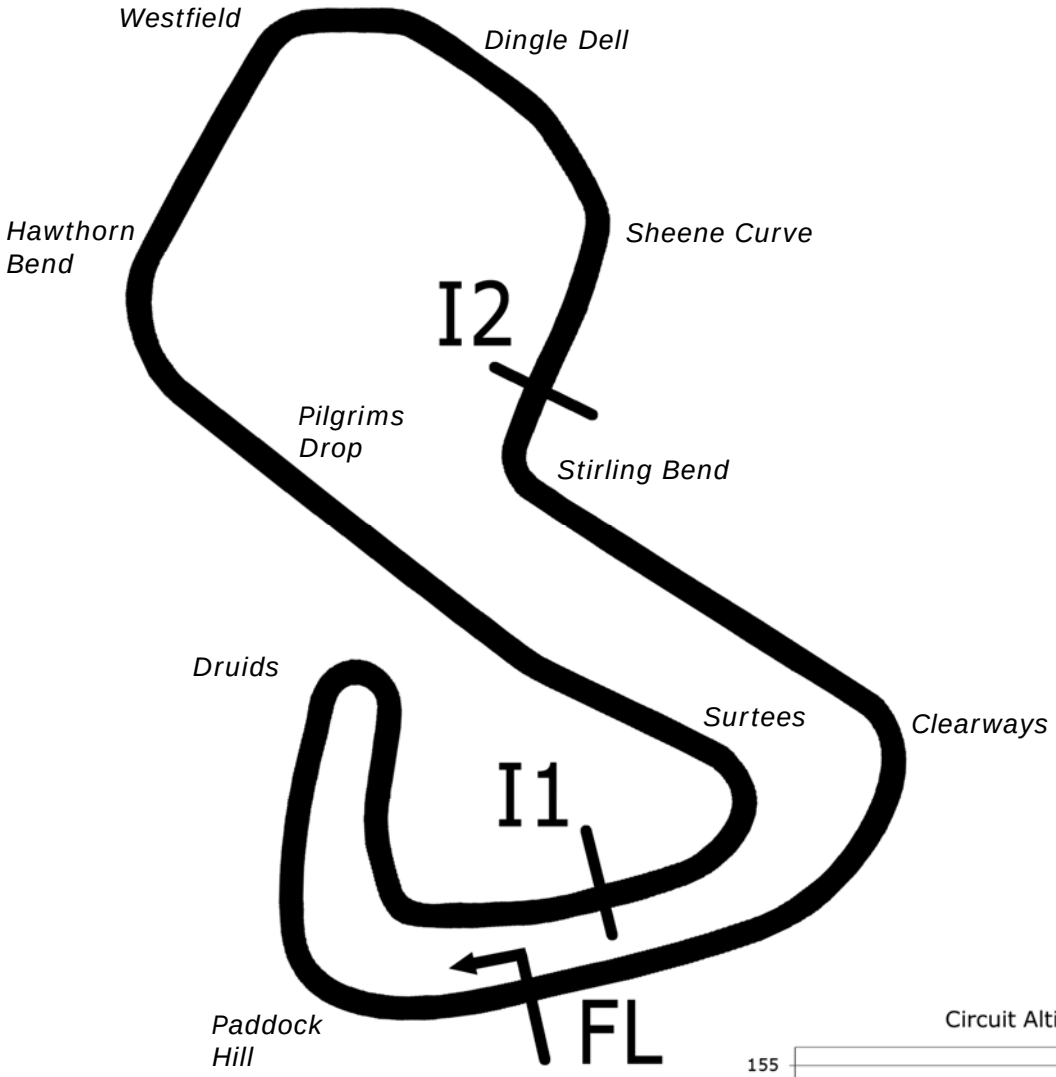

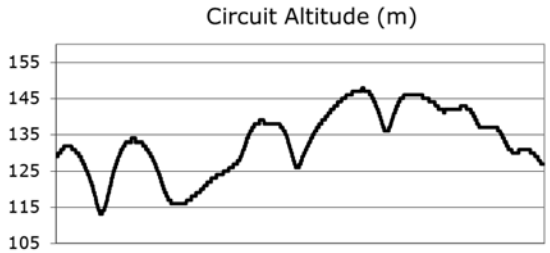

Length	2.4332 miles	3916.0 m	
FL		51.36032 N	0.26032 E
I1	1116m	51.35934 N	0.25955 E
I2	2928m	51.35532 N	0.26250 E
Pit Entry	3646m	51.35911 N	0.25743 E
Pit Exit	83m after FL	51.36017 N	0.26051 E

Pit Entry–Pit Exit 332m, 19.9s @60kph, 14.9s @80kph

All results available at www.tsl-timing.com

BMCRC - MRO Championships 2016 - Rnd 8 @ Brands Hatch GP

MRO Minitwins

QUALIFYING - CLASSIFICATION

POS	NO	NAME	ENTRY	TIME	ON	LAPS	GAP	DIFF	MPH
1	7	Richard HICKLING	Suzuki - Think Cars / Rising Damp	1:39.520	6	7			88.02
2	26	Glynn DAVIES	Suzuki -	1:39.542	6	7	0.022	0.022	88.00
3	4	Jake POVAH	Suzuki - www.78plate.com	1:39.812	6	7	0.292	0.270	87.76
4	124	Kurtis BUTLER	Suzuki - PGVM / 3vk	1:40.106	6	7	0.586	0.294	87.50
5	86	Paul WITHERINGTON	Suzuki - P&R plumbing	1:40.225	3	7	0.705	0.119	87.40
6	118	James PLUMMER	Suzuki -	1:40.265	7	7	0.745	0.040	87.36
7	35	Tyler WALSH	Suzuki - GBR Powerlines	1:40.404	7	7	0.884	0.139	87.24
8	68	Thomas EUSTACE	Suzuki - More moto/sublime designs	1:41.377	3	7	1.857	0.973	86.40
9	111	Ryan FOLKES	Suzuki - Carl Harrison Motorcyle Services	1:41.401	5	7	1.881	0.024	86.38
10	54	Adam JAMISON	Suzuki - AJ Racing	1:42.461	5	6	2.941	1.060	85.49
11	19	Kevin LILLEY	Suzuki - Vanson Leathers	1:42.800	2	7	3.280	0.339	85.21
12	61	Michael YATES	Suzuki -	1:43.093	3	3	3.573	0.293	84.97
13	22	Darren DOWDS	Suzuki - sublime designs racing	1:43.317	3	7	3.797	0.224	84.78
14	5	Barry MANTELL	Suzuki - Swedish car connection	1:43.346	3	7	3.826	0.029	84.76
15	93	Jack WALLIS	Suzuki - Grumpdad and Watling Tyres	1:43.721	7	7	4.201	0.375	84.45
16	87	Tristan REVELL	Suzuki - Bears repairs	1:43.952	7	7	4.432	0.231	84.26
17	444	Mark WILLIAMS	Suzuki - F.C.L MOTORCYCLES	1:44.366	7	7	4.846	0.414	83.93
18	199	Lloyd COLLINS	Suzuki - Warren Drives	1:44.697	5	7	5.177	0.331	83.66
19	97	Jake PACKHAM	Suzuki -	1:44.804	6	7	5.284	0.107	83.58
20	147	Thomas WATSON	Suzuki - Motorsportdays.com TEA Time Racing	1:45.272	6	7	5.752	0.468	83.21
21	59	Thurstan GREEN	Suzuki -	1:45.346	6	7	5.826	0.074	83.15
22	9	Vincent LEWIN	Suzuki - foreverlivingthatcham.co.uk	1:45.423	7	7	5.903	0.077	83.09
23	48	Shaun WALLIS	Suzuki - Watling Tyres	1:46.933	6	7	7.413	1.510	81.91
24	140	Daniel SALES	Suzuki -	1:47.102	7	7	7.582	0.169	81.78
25	21	Carl MITCHELL	Suzuki - HB REAVIS Real Estate	1:47.226	6	7	7.706	0.124	81.69
26	28	Dominic VEASEY	Suzuki -	1:47.436	7	7	7.916	0.210	81.53
27	37	Stephen WILSON	Suzuki -	1:49.002	5	7	9.482	1.566	80.36
28	75	Patrick SMITH	Suzuki -	1:49.068	3	7	9.548	0.066	80.31
29	32	Chris THAY	Suzuki - Scell-it uk	1:49.577	5	6	10.057	0.509	79.94
30	67	Mike DEVALL	Suzuki -	1:49.807	2	7	10.287	0.230	79.77
31	221	Simon FINCH	Suzuki - The Bayard Partnership, ASK Plumbing & Heati	1:50.819	6	6	11.299	1.012	79.04
32	39	Ian SLAUGHTER	Suzuki -	1:51.123	2	6	11.603	0.304	78.83
33	84	Ricardo BRANCO	Suzuki -	1:51.502	5	7	11.982	0.379	78.56
34	25	Harrison DAY	Suzuki -	1:52.124	4	6	12.604	0.622	78.12
35	66	Mark SMITH	Suzuki - Nick&Brian Scott fisheries	1:53.218	6	6	13.698	1.094	77.37
36	55	Michael COPLEY	Suzuki - Jayne copley	1:54.989	5	6	15.469	1.771	76.17
37	125	Paul WILSON	Suzuki -	1:55.309	2	2	15.789	0.320	75.96
38	31	Kelvin EVENDEN	Suzuki - Glosrose Group	1:57.376	2	6	17.856	2.067	74.63

Brands Hatch GP
Circuit Length = 2.4332 miles
Start: 10:06 Flag 10:19 End: 10:21

Weather / Track : Cloudy / Dry

These results are provisional until the conclusion of any judicial and technical matters.

Clerk Of Course :		Timekeeper :

Results can be found at www.tsl-timing.com

Printed - 10:21 Saturday, 20 August 2016

BMCRC - MRO Championships 2016 - Rnd 8 @ Brands Hatch GP

MRO Minitwins

QUALIFYING - SECTOR ANALYSIS

SECTOR 1 = FL to I1, SECTOR 2 = I1 to I2, SECTOR 3 = I2 to FL, DIFF = Difference To Personal Best Lap

P1 7 Richard HICKLING Suzuki - Think Cars / Rising Damp

IDEAL LAP TIME : 1:39.347 BEST LAP TIME : 1:39.520 DIFFERENCE : 0.173

LAP	SECTOR 1	SECTOR 2	SECTOR 3	LAP TIME	MPH	DIFF	TIME OF DAY
1 -	34.798	47.114	24.115	1:46.027	82.61	6.507	10:09:35.384
2 -	32.793	46.592	24.197	1:43.582	84.56	4.062	10:11:18.966
3 -	31.882	45.077	23.547	1:40.506	87.15	0.986	10:12:59.472
4 -	***31.558***	44.724	23.571	1:39.853 **(2)**	87.72	0.333	10:14:39.325
5 -	31.920	44.696	23.564	1:40.180 **(3)**	87.44	0.660	10:16:19.505
6 -	31.731	***44.295***	***23.494***	***1:39.520*** **(1)**	***88.02***		***10:17:59.025***
7 -	31.863	45.441	23.621	1:40.925	86.79	1.405	10:19:39.950

P2 26 Glynn DAVIES Suzuki -

IDEAL LAP TIME : 1:39.379 BEST LAP TIME : 1:39.542 DIFFERENCE : 0.163

LAP	SECTOR 1	SECTOR 2	SECTOR 3	LAP TIME	MPH	DIFF	TIME OF DAY
1 -	33.299	46.916	24.176	1:44.391	83.91	4.849	10:09:27.611
2 -	31.739	45.125	24.019	1:40.883	86.83	1.341	10:11:08.494
3 -	31.614	44.750	23.968	1:40.332	87.30	0.790	10:12:48.826
4 -	31.259	44.885	23.960	1:40.104 **(3)**	87.50	0.562	10:14:28.930
5 -	31.111	44.746	***23.855***	1:39.712 **(2)**	87.85	0.170	10:16:08.642
6 -	***30.981***	***44.543***	24.018	***1:39.542*** **(1)**	***88.00***		***10:17:48.184***
7 -	31.553	44.659	24.228	1:40.440	87.21	0.898	10:19:28.624

P3 4 Jake POVAH Suzuki - www.78plate.com

IDEAL LAP TIME : 1:39.495 BEST LAP TIME : 1:39.812 DIFFERENCE : 0.317

LAP	SECTOR 1	SECTOR 2	SECTOR 3	LAP TIME	MPH	DIFF	TIME OF DAY
1 -	32.632	46.246	24.141	1:43.019	85.03	3.207	10:09:26.141
2 -	31.991	45.594	23.715	1:41.300	86.47	1.488	10:11:07.441
3 -	31.372	44.947	***23.524***	1:39.843 **(2)**	87.73	0.031	10:12:47.284
4 -	31.745	45.295	23.682	1:40.722	86.97	0.910	10:14:28.006
5 -	31.381	45.613	23.838	1:40.832	86.87	1.020	10:16:08.838
6 -	***31.255***	***44.716***	23.841	***1:39.812*** **(1)**	***87.76***		***10:17:48.650***
7 -	31.335	44.787	24.093	1:40.215 **(3)**	87.41	0.403	10:19:28.865

P4 124 Kurtis BUTLER Suzuki - PGVM / 3vk

IDEAL LAP TIME : 1:40.024 BEST LAP TIME : 1:40.106 DIFFERENCE : 0.082

LAP	SECTOR 1	SECTOR 2	SECTOR 3	LAP TIME	MPH	DIFF	TIME OF DAY
1 -	33.637	46.886	24.352	1:44.875	83.52	4.769	10:09:32.619
2 -	32.677	45.939	23.868	1:42.484	85.47	2.378	10:11:15.103
3 -	31.840	45.486	24.225	1:41.551	86.26	1.445	10:12:56.654
4 -	31.481	45.131	23.953	1:40.565 **(3)**	87.10	0.459	10:14:37.219
5 -	31.494	45.726	***23.834***	1:41.054	86.68	0.948	10:16:18.273
6 -	***31.461***	***44.729***	23.916	***1:40.106*** **(1)**	***87.50***		***10:17:58.379***
7 -	31.495	45.061	23.910	1:40.466 **(2)**	87.19	0.360	10:19:38.845

P5 86 Paul WITHERINGTON Suzuki - P&R plumbing

IDEAL LAP TIME : 1:39.891 BEST LAP TIME : 1:40.225 DIFFERENCE : 0.334

LAP	SECTOR 1	SECTOR 2	SECTOR 3	LAP TIME	MPH	DIFF	TIME OF DAY
1 -	32.729	46.607	24.447	1:43.783	84.40	3.558	10:09:26.403
2 -	32.091	45.704	23.850	1:41.645	86.18	1.420	10:11:08.048
3 -	31.574	***45.003***	***23.648***	***1:40.225*** **(1)**	***87.40***		***10:12:48.273***
4 -	31.468	45.831	23.694	1:40.993 **(3)**	86.73	0.768	10:14:29.266
5 -	31.849	45.609	23.654	1:41.112	86.63	0.887	10:16:10.378
6 -	***31.240***	51.062	24.834	1:47.136	81.76	6.911	10:17:57.514
7 -	31.540	45.338	23.896	1:40.774 **(2)**	86.92	0.549	10:19:38.288

P6 118 James PLUMMER Suzuki -

IDEAL LAP TIME : 1:40.038 BEST LAP TIME : 1:40.265 DIFFERENCE : 0.227

LAP	SECTOR 1	SECTOR 2	SECTOR 3	LAP TIME	MPH	DIFF	TIME OF DAY

Weather / Track : Cloudy / Dry

Brands Hatch GP
Circuit Length = 2.4332 miles
Start: 10:06 Flag 10:19 End: 10:21

BMCRC - MRO Championships 2016 - Rnd 8 @ Brands Hatch GP

MRO Minitwins

QUALIFYING - SECTOR ANALYSIS

SECTOR 1 = FL to I1, SECTOR 2 = I1 to I2, SECTOR 3 = I2 to FL, DIFF = Difference To Personal Best Lap

1 -	34.059	46.985	24.282	1:45.326	83.16	5.061	10:09:28.146
2 -	32.483	45.425	23.989	1:41.897	85.96	1.632	10:11:10.043
3 -	32.452	45.202	23.706	1:41.360	86.42	1.095	10:12:51.403
4 -	32.220	45.386	23.792	1:41.398	86.39	1.133	10:14:32.801
5 -	31.698	45.065	***23.584***	1:40.347 **(2)**	87.29	0.082	10:16:13.148
6 -	***31.694***	45.266	23.722	1:40.682 **(3)**	87.00	0.417	10:17:53.830
7 -	31.869	***44.760***	23.636	***1:40.265*** **(1)**	***87.36***		***10:19:34.095***

P7 35 Tyler WALSH Suzuki - GBR Powerlines

IDEAL LAP TIME : 1:40.316 BEST LAP TIME : 1:40.404 DIFFERENCE : 0.088

LAP	SECTOR 1	SECTOR 2	SECTOR 3	LAP TIME	MPH	DIFF	TIME OF DAY
1 -	33.069	46.418	24.362	1:43.849	84.35	3.445	10:09:22.922
2 -	32.783	45.624	24.019	1:42.426	85.52	2.022	10:11:05.348
3 -	32.190	45.232	23.770	1:41.192 **(3)**	86.56	0.788	10:12:46.540
4 -	32.660	45.841	24.035	1:42.536	85.43	2.132	10:14:29.076
5 -	31.786	44.962	***23.674***	1:40.422 **(2)**	87.23	0.018	10:16:09.498
6 -	31.846	46.141	24.015	1:42.002	85.87	1.598	10:17:51.500
7 -	***31.784***	***44.858***	23.762	***1:40.404*** **(1)**	***87.24***		***10:19:31.904***

P8 68 Thomas EUSTACE Suzuki - More moto/sublime designs

IDEAL LAP TIME : 1:41.232 BEST LAP TIME : 1:41.377 DIFFERENCE : 0.145

LAP	SECTOR 1	SECTOR 2	SECTOR 3	LAP TIME	MPH	DIFF	TIME OF DAY
1 -	33.302	46.953	24.443	1:44.698	83.66	3.321	10:09:27.537
2 -	32.315	45.916	24.149	1:42.380	85.56	1.003	10:11:09.917
3 -	***31.650***	***45.675***	24.052	***1:41.377*** **(1)**	***86.40***		***10:12:51.294***
4 -	31.831	45.698	***23.907***	1:41.436 **(2)**	86.35	0.059	10:14:32.730
5 -	32.113	46.111	24.067	1:42.291 **(3)**	85.63	0.914	10:16:15.021
6 -	32.035	46.296	24.867	1:43.198	84.88	1.821	10:17:58.219
7 -	32.422	47.719	25.136	1:45.277	83.20	3.900	10:19:43.496

P9 111 Ryan FOLKES Suzuki - Carl Harrison Motorcyle Services

IDEAL LAP TIME : 1:40.918 BEST LAP TIME : 1:41.401 DIFFERENCE : 0.483

LAP	SECTOR 1	SECTOR 2	SECTOR 3	LAP TIME	MPH	DIFF	TIME OF DAY
1 -	34.180	49.525	24.368	1:48.073	81.05	6.672	10:09:53.457
2 -	32.580	46.177	24.046	1:42.803	85.20	1.402	10:11:36.260
3 -	32.467	46.110	24.039	1:42.616	85.36	1.215	10:13:18.876
4 -	31.992	47.198	24.199	1:43.389	84.72	1.988	10:15:02.265
5 -	31.787	***45.685***	23.929	***1:41.401*** **(1)**	***86.38***		***10:16:43.666***
6 -	31.801	46.569	23.811	1:42.181 **(3)**	85.72	0.780	10:18:25.847
7 -	***31.473***	46.540	***23.760***	1:41.773 **(2)**	86.07	0.372	10:20:07.620

P10 54 Adam JAMISON Suzuki - AJ Racing

IDEAL LAP TIME : 1:42.257 BEST LAP TIME : 1:42.461 DIFFERENCE : 0.204

LAP	SECTOR 1	SECTOR 2	SECTOR 3	LAP TIME	MPH	DIFF	TIME OF DAY
1 -	33.162	46.772	24.394	1:44.328	83.96	1.867	10:09:28.085
2 -	32.844	45.981	24.386	1:43.211	84.87	0.750	10:11:11.296
3 -	***32.380***	45.859	24.465	1:42.704 **(3)**	85.29	0.243	10:12:54.000
4 -	32.833	46.122	24.505	1:43.460	84.66	0.999	10:14:37.460
5 -	32.461	45.784	***24.216***	***1:42.461*** **(1)**	***85.49***		***10:16:19.921***
6 -	32.506	***45.661***	24.473	1:42.640 **(2)**	85.34	0.179	10:18:02.561

P11 19 Kevin LILLEY Suzuki - Vanson Leathers

IDEAL LAP TIME : 1:42.284 BEST LAP TIME : 1:42.800 DIFFERENCE : 0.516

LAP	SECTOR 1	SECTOR 2	SECTOR 3	LAP TIME	MPH	DIFF	TIME OF DAY
1 -	33.895	46.554	24.284	1:44.733	83.63	1.933	10:09:46.900
2 -	32.835	45.986	***23.979***	***1:42.800*** **(1)**	***85.21***		***10:11:29.700***
3 -	33.127	47.091	24.873	1:45.091	83.35	2.291	10:13:14.791
4 -	***32.536***	46.842	24.662	1:44.040 **(3)**	84.19	1.240	10:14:58.831
5 -	32.941	***45.769***	24.097	1:42.807 **(2)**	85.20	0.007	10:16:41.638

Weather / Track : Cloudy / Dry

Brands Hatch GP
Circuit Length = 2.4332 miles
Start: 10:06 Flag 10:19 End: 10:21

BMCRC - MRO Championships 2016 - Rnd 8 @ Brands Hatch GP

MRO Minitwins

QUALIFYING - SECTOR ANALYSIS

SECTOR 1 = FL to I1, SECTOR 2 = I1 to I2, SECTOR 3 = I2 to FL, DIFF = Difference To Personal Best Lap

6 -	34.229	47.282	24.687	1:46.198	82.48	3.398	10:18:27.836
7 -	33.662	47.147	24.520	1:45.329	83.16	2.529	10:20:13.165

P12 61 Michael YATES Suzuki -

IDEAL LAP TIME : 1:42.812 BEST LAP TIME : 1:43.093 DIFFERENCE : 0.281

LAP	SECTOR 1	SECTOR 2	SECTOR 3	LAP TIME	MPH	DIFF	TIME OF DAY
1 -	33.529	47.786	25.048	1:46.363 **(3)**	82.35	3.270	10:09:34.489
2 -	32.657	47.021	24.545	1:44.223 **(2)**	84.04	1.130	10:11:18.712
3 -	31.848	***46.869***	***24.376***	***1:43.093*** **(1)**	***84.97***		***10:13:01.805***

P13 22 Darren DOWDS Suzuki - sublime designs racing

IDEAL LAP TIME : 1:42.896 BEST LAP TIME : 1:43.317 DIFFERENCE : 0.421

LAP	SECTOR 1	SECTOR 2	SECTOR 3	LAP TIME	MPH	DIFF	TIME OF DAY
1 -	34.771	47.433	24.846	1:47.050	81.82	3.733	10:09:29.775
2 -	32.948	***46.071***	24.615	1:43.634	84.52	0.317	10:11:13.409
3 -	32.606	46.188	24.523	***1:43.317*** **(1)**	***84.78***		***10:12:56.726***
4 -	32.561	46.362	24.486	1:43.409 **(2)**	84.71	0.092	10:14:40.135
5 -	***32.451***	46.286	24.674	1:43.411 **(3)**	84.70	0.094	10:16:23.546
6 -	32.642	46.902	24.466	1:44.010	84.22	0.693	10:18:07.556
7 -	32.885	47.522	***24.374***	1:44.781	83.60	1.464	10:19:52.337

P14 5 Barry MANTELL Suzuki - Swedish car connection

IDEAL LAP TIME : 1:43.026 BEST LAP TIME : 1:43.346 DIFFERENCE : 0.320

LAP	SECTOR 1	SECTOR 2	SECTOR 3	LAP TIME	MPH	DIFF	TIME OF DAY
1 -	34.360	47.233	24.683	1:46.276	82.42	2.930	10:09:35.571
2 -	33.346	46.696	24.737	1:44.779	83.60	1.433	10:11:20.350
3 -	33.054	***46.075***	***24.217***	***1:43.346*** **(1)**	***84.76***		***10:13:03.696***
4 -	***32.734***	46.567	24.516	1:43.817 **(2)**	84.37	0.471	10:14:47.513
5 -	33.449	46.953	24.717	1:45.119	83.33	1.773	10:16:32.632
6 -	32.963	47.021	24.453	1:44.437	83.87	1.091	10:18:17.069
7 -	33.090	46.537	24.466	1:44.093 **(3)**	84.15	0.747	10:20:01.162

P15 93 Jack WALLIS Suzuki - Grumpdad and Watling Tyres

IDEAL LAP TIME : 1:43.446 BEST LAP TIME : 1:43.721 DIFFERENCE : 0.275

LAP	SECTOR 1	SECTOR 2	SECTOR 3	LAP TIME	MPH	DIFF	TIME OF DAY
1 -	33.746	48.092	24.759	1:46.597	82.17	2.876	10:09:33.729
2 -	33.005	47.186	25.106	1:45.297	83.19	1.576	10:11:19.026
3 -	32.703	***46.675***	24.590	1:43.968 **(2)**	84.25	0.247	10:13:02.994
4 -	32.865	46.764	24.630	1:44.259	84.02	0.538	10:14:47.253
5 -	33.118	47.542	24.945	1:45.605	82.94	1.884	10:16:32.858
6 -	32.819	46.741	24.536	1:44.096 **(3)**	84.15	0.375	10:18:16.954
7 -	***32.541***	46.950	***24.230***	***1:43.721*** **(1)**	***84.45***		***10:20:00.675***

P16 87 Tristan REVELL Suzuki - Bears repairs

IDEAL LAP TIME : 1:43.857 BEST LAP TIME : 1:43.952 DIFFERENCE : 0.095

LAP	SECTOR 1	SECTOR 2	SECTOR 3	LAP TIME	MPH	DIFF	TIME OF DAY
1 -	33.462	47.415	24.684	1:45.561	82.98	1.609	10:09:31.882
2 -	33.386	48.661	25.435	1:47.482	81.50	3.530	10:11:19.364
3 -	33.099	46.646	***24.491***	1:44.236 **(3)**	84.03	0.284	10:13:03.600
4 -	33.080	46.743	24.722	1:44.545	83.79	0.593	10:14:48.145
5 -	33.299	46.704	25.330	1:45.333	83.16	1.381	10:16:33.478
6 -	33.027	***46.362***	24.574	1:43.963 **(2)**	84.25	0.011	10:18:17.441
7 -	***33.004***	46.415	24.533	***1:43.952*** **(1)**	***84.26***		***10:20:01.393***

P17 444 Mark WILLIAMS Suzuki - F.C.L MOTORCYCLES

IDEAL LAP TIME : 1:44.366 BEST LAP TIME : 1:44.366 DIFFERENCE : 0.000

LAP	SECTOR 1	SECTOR 2	SECTOR 3	LAP TIME	MPH	DIFF	TIME OF DAY
1 -	33.901	47.867	25.018	1:46.786	82.03	2.420	10:09:39.196

Weather / Track : Cloudy / Dry

Brands Hatch GP
Circuit Length = 2.4332 miles
Start: 10:06 Flag 10:19 End: 10:21

BMCRC - MRO Championships 2016 - Rnd 8 @ Brands Hatch GP

MRO Minitwins

QUALIFYING - SECTOR ANALYSIS

SECTOR 1 = FL to I1, SECTOR 2 = I1 to I2, SECTOR 3 = I2 to FL, DIFF = Difference To Personal Best Lap

2 -	33.994	46.909	24.574	1:45.477 (3)	83.04	1.111	10:11:24.673
3 -	33.350	46.976	25.013	1:45.339 (2)	83.15	0.973	10:13:10.012
4 -	33.910	47.066	24.659	1:45.635	82.92	1.269	10:14:55.647
5 -	33.604	47.526	24.781	1:45.911	82.70	1.545	10:16:41.558
6 -	33.940	47.422	24.653	1:46.015	82.62	1.649	10:18:27.573
7 -	***33.225***	***46.570***	***24.571***	***1:44.366 (1)***	***83.93***		***10:20:11.939***

P18 199 Lloyd COLLINS Suzuki - Warren Drives

IDEAL LAP TIME : 1:44.092 BEST LAP TIME : 1:44.697 DIFFERENCE : 0.605

LAP	SECTOR 1	SECTOR 2	SECTOR 3	LAP TIME	MPH	DIFF	TIME OF DAY
1 -	34.259	48.329	25.109	1:47.697	81.33	3.000	10:09:36.779
2 -	33.378	***47.188***	24.462	1:45.028	83.40	0.331	10:11:21.807
3 -	33.085	47.538	***24.371***	1:44.994 (2)	83.43	0.297	10:13:06.801
4 -	33.814	47.645	24.593	1:46.052	82.59	1.355	10:14:52.853
5 -	32.949	47.359	24.389	***1:44.697 (1)***	***83.66***		***10:16:37.550***
6 -	***32.533***	47.895	24.589	1:45.017 (3)	83.41	0.320	10:18:22.567
7 -	33.050	47.974	24.653	1:45.677	82.89	0.980	10:20:08.244

P19 97 Jake PACKHAM Suzuki -

IDEAL LAP TIME : 1:44.804 BEST LAP TIME : 1:44.804 DIFFERENCE : 0.000

LAP	SECTOR 1	SECTOR 2	SECTOR 3	LAP TIME	MPH	DIFF	TIME OF DAY
1 -	35.072	50.042	25.739	1:50.853	79.02	6.049	10:09:46.592
2 -	35.087	49.044	25.295	1:49.426	80.05	4.622	10:11:36.018
3 -	33.968	48.049	25.181	1:47.198	81.71	2.394	10:13:23.216
4 -	33.976	48.098	25.336	1:47.410	81.55	2.606	10:15:10.626
5 -	33.673	47.555	25.140	1:46.368 (3)	82.35	1.564	10:16:56.994
6 -	***33.155***	***47.039***	***24.610***	***1:44.804 (1)***	***83.58***		***10:18:41.798***
7 -	33.165	47.178	24.714	1:45.057 (2)	83.38	0.253	10:20:26.855

P20 147 Thomas WATSON Suzuki - Motorsportdays.com TEA Time Racing

IDEAL LAP TIME : 1:44.763 BEST LAP TIME : 1:45.272 DIFFERENCE : 0.509

LAP	SECTOR 1	SECTOR 2	SECTOR 3	LAP TIME	MPH	DIFF	TIME OF DAY
1 -	34.797	49.452	25.594	1:49.843	79.74	4.571	10:10:02.473
2 -	34.622	48.113	25.388	1:48.123	81.01	2.851	10:11:50.596
3 -	33.098	49.054	25.178	1:47.330	81.61	2.058	10:13:37.926
4 -	33.414	49.288	25.661	1:48.363	80.83	3.091	10:15:26.289
5 -	33.317	***47.109***	25.113	1:45.539 (2)	83.00	0.267	10:17:11.828
6 -	***32.733***	47.327	25.212	***1:45.272 (1)***	***83.21***		***10:18:57.100***
7 -	33.967	47.782	***24.921***	1:46.670 (3)	82.12	1.398	10:20:43.770

P21 59 Thurstan GREEN Suzuki -

IDEAL LAP TIME : 1:45.251 BEST LAP TIME : 1:45.346 DIFFERENCE : 0.095

LAP	SECTOR 1	SECTOR 2	SECTOR 3	LAP TIME	MPH	DIFF	TIME OF DAY
1 -	36.208	49.163	25.963	1:51.334	78.68	5.988	10:09:56.505
2 -	33.928	50.971	25.290	1:50.189	79.49	4.843	10:11:46.694
3 -	33.548	48.455	25.883	1:47.886	81.19	2.540	10:13:34.580
4 -	33.830	48.415	25.583	1:47.828 (3)	81.23	2.482	10:15:22.408
5 -	34.632	48.928	25.154	1:48.714	80.57	3.368	10:17:11.122
6 -	***32.981***	***47.197***	25.168	***1:45.346 (1)***	***83.15***		***10:18:56.468***
7 -	34.471	47.647	***25.073***	1:47.191 (2)	81.72	1.845	10:20:43.659

P22 9 Vincent LEWIN Suzuki - foreverlivingthatcham.co.uk

IDEAL LAP TIME : 1:45.229 BEST LAP TIME : 1:45.423 DIFFERENCE : 0.194

LAP	SECTOR 1	SECTOR 2	SECTOR 3	LAP TIME	MPH	DIFF	TIME OF DAY
1 -	***33.610***	47.283	25.024	1:45.917 (2)	82.70	0.494	10:09:34.290
2 -	33.726	47.373	25.123	1:46.222	82.46	0.799	10:11:20.512
3 -	33.985	47.271	24.807	1:46.063	82.59	0.640	10:13:06.575
4 -	34.722	48.246	25.152	1:48.120	81.01	2.697	10:14:54.695
5 -	34.321	47.495	24.926	1:46.742	82.06	1.319	10:16:41.437

Weather / Track : Cloudy / Dry

Brands Hatch GP
Circuit Length = 2.4332 miles
Start: 10:06 Flag 10:19 End: 10:21

BMCRC - MRO Championships 2016 - Rnd 8 @ Brands Hatch GP

MRO Minitwins

QUALIFYING - SECTOR ANALYSIS

SECTOR 1 = FL to I1, SECTOR 2 = I1 to I2, SECTOR 3 = I2 to FL, DIFF = Difference To Personal Best Lap

6 -	33.842	47.406	24.788	1:46.036 (3)	82.61	0.613	10:18:27.473
7 -	33.804	***46.960***	***24.659***	***1:45.423 (1)***	***83.09***		***10:20:12.896***

P23 48 Shaun WALLIS Suzuki - Watling Tyres

IDEAL LAP TIME : 1:46.761 BEST LAP TIME : 1:46.933 DIFFERENCE : 0.172

LAP	SECTOR 1	SECTOR 2	SECTOR 3	LAP TIME	MPH	DIFF	TIME OF DAY
1 -	35.536	52.334	26.678	1:54.548	76.47	7.615	10:10:01.519
2 -	36.439	51.020	25.706	1:53.165	77.40	6.232	10:11:54.684
3 -	34.628	49.197	25.449	1:49.274	80.16	2.341	10:13:43.958
4 -	33.680	48.885	25.056	1:47.621 (3)	81.39	0.688	10:15:31.579
5 -	33.868	48.618	***24.785***	1:47.271 (2)	81.66	0.338	10:17:18.850
6 -	***33.508***	***48.468***	24.957	***1:46.933 (1)***	***81.91***		***10:19:05.783***
7 -	34.036	48.791	24.825	1:47.652	81.37	0.719	10:20:53.435

P24 140 Daniel SALES Suzuki -

IDEAL LAP TIME : 1:46.800 BEST LAP TIME : 1:47.102 DIFFERENCE : 0.302

LAP	SECTOR 1	SECTOR 2	SECTOR 3	LAP TIME	MPH	DIFF	TIME OF DAY
1 -	34.334	49.772	25.380	1:49.486	80.00	2.384	10:09:40.230
2 -	34.135	49.301	25.158	1:48.594	80.66	1.492	10:11:28.824
3 -	33.799	***48.578***	25.240	1:47.617 (2)	81.39	0.515	10:13:16.441
4 -	34.065	49.061	25.304	1:48.430	80.78	1.328	10:15:04.871
5 -	33.688	48.788	25.230	1:47.706 (3)	81.33	0.604	10:16:52.577
6 -	33.628	48.861	25.332	1:47.821	81.24	0.719	10:18:40.398
7 -	***33.359***	48.880	***24.863***	***1:47.102 (1)***	***81.78***		***10:20:27.500***

P25 21 Carl MITCHELL Suzuki - HB REAVIS Real Estate

IDEAL LAP TIME : 1:46.726 BEST LAP TIME : 1:47.226 DIFFERENCE : 0.500

LAP	SECTOR 1	SECTOR 2	SECTOR 3	LAP TIME	MPH	DIFF	TIME OF DAY
1 -	36.101	50.983	25.564	1:52.648	77.76	5.422	10:09:55.437
2 -	35.370	48.906	25.590	1:49.866	79.73	2.640	10:11:45.303
3 -	34.725	48.458	25.658	1:48.841	80.48	1.615	10:13:34.144
4 -	34.033	48.367	25.722	1:48.122 (3)	81.01	0.896	10:15:22.266
5 -	34.544	***47.946***	***25.147***	1:47.637 (2)	81.38	0.411	10:17:09.903
6 -	***33.633***	48.190	25.403	***1:47.226 (1)***	***81.69***		***10:18:57.129***
7 -	34.690	52.402	26.819	1:53.911	76.90	6.685	10:20:51.040

P26 28 Dominic VEASEY Suzuki -

IDEAL LAP TIME : 1:47.206 BEST LAP TIME : 1:47.436 DIFFERENCE : 0.230

LAP	SECTOR 1	SECTOR 2	SECTOR 3	LAP TIME	MPH	DIFF	TIME OF DAY
1 -	35.838	48.612	25.609	1:50.059	79.59	2.623	10:09:38.255
2 -	34.637	***48.402***	25.193	1:48.232 (2)	80.93	0.796	10:11:26.487
3 -	34.717	48.543	25.208	1:48.468	80.75	1.032	10:13:14.955
4 -	***33.777***	48.996	25.467	1:48.240 (3)	80.92	0.804	10:15:03.195
5 -	34.372	48.677	25.217	1:48.266	80.91	0.830	10:16:51.461
6 -	34.376	49.744	25.406	1:49.526	79.97	2.090	10:18:40.987
7 -	33.996	48.413	***25.027***	***1:47.436 (1)***	***81.53***		***10:20:28.423***

P27 37 Stephen WILSON Suzuki -

IDEAL LAP TIME : 1:48.914 BEST LAP TIME : 1:49.002 DIFFERENCE : 0.088

LAP	SECTOR 1	SECTOR 2	SECTOR 3	LAP TIME	MPH	DIFF	TIME OF DAY
1 -	36.896	51.154	26.019	1:54.069	76.79	5.067	10:10:02.291
2 -	35.270	51.008	25.977	1:52.255	78.03	3.253	10:11:54.546
3 -	36.283	49.240	***25.380***	1:50.903	78.98	1.901	10:13:45.449
4 -	34.793	50.634	25.579	1:51.006	78.91	2.004	10:15:36.455
5 -	***34.745***	***48.789***	25.468	***1:49.002 (1)***	***80.36***		***10:17:25.457***
6 -	34.810	49.131	26.071	1:50.012 (3)	79.62	1.010	10:19:15.469
7 -	34.984	49.102	25.631	1:49.717 (2)	79.84	0.715	10:21:05.186

Weather / Track : Cloudy / Dry

Brands Hatch GP
Circuit Length = 2.4332 miles
Start: 10:06 Flag 10:19 End: 10:21

BMCRC - MRO Championships 2016 - Rnd 8 @ Brands Hatch GP

MRO Minitwins

QUALIFYING - SECTOR ANALYSIS

SECTOR 1 = FL to I1, SECTOR 2 = I1 to I2, SECTOR 3 = I2 to FL, DIFF = Difference To Personal Best Lap

P28 75 Patrick SMITH Suzuki -

IDEAL LAP TIME : 1:47.824 BEST LAP TIME : 1:49.068 DIFFERENCE : 1.244

LAP	SECTOR 1	SECTOR 2	SECTOR 3	LAP TIME	MPH	DIFF	TIME OF DAY
1 -	36.302	50.956	26.669	1:53.927	76.88	4.859	10:09:56.946
2 -	34.904	49.776	25.692	1:50.372	79.36	1.304	10:11:47.318
3 -	34.860	***48.467***	25.741	***1:49.068*** **(1)**	***80.31***		***10:13:36.386***
4 -	34.228	49.702	***25.460***	1:49.390 **(3)**	80.07	0.322	10:15:25.776
5 -	34.380	49.424	25.541	1:49.345 **(2)**	80.11	0.277	10:17:15.121
6 -	***33.897***	49.758	26.158	1:49.813	79.77	0.745	10:19:04.934
7 -	34.935	50.273	26.627	1:51.835	78.32	2.767	10:20:56.769

P29 32 Chris THAY Suzuki - Scell-it uk

IDEAL LAP TIME : 1:49.543 BEST LAP TIME : 1:49.577 DIFFERENCE : 0.034

LAP	SECTOR 1	SECTOR 2	SECTOR 3	LAP TIME	MPH	DIFF	TIME OF DAY
1 -	36.465	52.272	26.258	1:54.995	76.17	5.418	10:10:02.206
2 -	36.147	51.443	25.859	1:53.449	77.21	3.872	10:11:55.655
3 -	35.486	50.884	25.964	1:52.334	77.98	2.757	10:13:47.989
4 -	35.764	50.730	25.430	1:51.924 **(3)**	78.26	2.347	10:15:39.913
5 -	***34.635***	***49.575***	25.367	***1:49.577*** **(1)**	***79.94***		***10:17:29.490***
6 -	35.446	50.195	***25.333***	1:50.974 **(2)**	78.93	1.397	10:19:20.464

P30 67 Mike DEVALL Suzuki -

IDEAL LAP TIME : 1:49.116 BEST LAP TIME : 1:49.807 DIFFERENCE : 0.691

LAP	SECTOR 1	SECTOR 2	SECTOR 3	LAP TIME	MPH	DIFF	TIME OF DAY
1 -	35.195	51.674	25.833	1:52.702	77.72	2.895	10:09:53.318
2 -	***34.176***	49.813	25.818	***1:49.807*** **(1)**	***79.77***		***10:11:43.125***
3 -	34.536	50.810	26.413	1:51.759	78.38	1.952	10:13:34.884
4 -	35.266	49.877	26.145	1:51.288	78.71	1.481	10:15:26.172
5 -	35.036	49.483	***25.545***	1:50.064 **(3)**	79.58	0.257	10:17:16.236
6 -	34.702	***49.395***	25.790	1:49.887 **(2)**	79.71	0.080	10:19:06.123
7 -	34.603	49.987	26.633	1:51.223	78.75	1.416	10:20:57.346

P31 221 Simon FINCH Suzuki - The Bayard Partnership, ASK Plumbing & Heating

IDEAL LAP TIME : 1:50.819 BEST LAP TIME : 1:50.819 DIFFERENCE : 0.000

LAP	SECTOR 1	SECTOR 2	SECTOR 3	LAP TIME	MPH	DIFF	TIME OF DAY
1 -	38.699	51.824	27.089	1:57.612	74.48	6.793	10:10:00.555
2 -	35.909	50.776	26.487	1:53.172	77.40	2.353	10:11:53.727
3 -	35.412	50.370	26.884	1:52.666 **(3)**	77.75	1.847	10:13:46.393
4 -	35.546	51.141	26.847	1:53.534	77.15	2.715	10:15:39.927
5 -	35.761	50.016	26.048	1:51.825 **(2)**	78.33	1.006	10:17:31.752
6 -	***35.312***	***49.799***	***25.708***	***1:50.819*** **(1)**	***79.04***		***10:19:22.571***

P32 39 Ian SLAUGHTER Suzuki -

IDEAL LAP TIME : 1:51.063 BEST LAP TIME : 1:51.123 DIFFERENCE : 0.060

LAP	SECTOR 1	SECTOR 2	SECTOR 3	LAP TIME	MPH	DIFF	TIME OF DAY
1 -	37.048	51.648	27.458	1:56.154	75.41	5.031	10:10:04.985
2 -	35.222	***49.835***	26.066	***1:51.123*** **(1)**	***78.83***		***10:11:56.108***
3 -	35.564	50.744	26.064	1:52.372 **(2)**	77.95	1.249	10:13:48.480
4 -	37.404	51.016	***26.027***	1:54.447	76.54	3.324	10:15:42.927
5 -	35.288	51.424	27.229	1:53.941 **(3)**	76.88	2.818	10:17:36.868
6 -	***35.201***	50.682	28.531	1:54.414	76.56	3.291	10:19:31.282

P33 84 Ricardo BRANCO Suzuki -

IDEAL LAP TIME : 1:51.153 BEST LAP TIME : 1:51.502 DIFFERENCE : 0.349

LAP	SECTOR 1	SECTOR 2	SECTOR 3	LAP TIME	MPH	DIFF	TIME OF DAY
1 -	36.348	52.098	25.933	1:54.379	76.58	2.877	10:09:55.069
2 -	***35.170***	50.916	25.920	1:52.006 **(2)**	78.20	0.504	10:11:47.075
3 -	35.368	50.495	26.287	1:52.150 **(3)**	78.10	0.648	10:13:39.225

Weather / Track : Cloudy / Dry

Brands Hatch GP
Circuit Length = 2.4332 miles
Start: 10:06 Flag 10:19 End: 10:21

BMCRC - MRO Championships 2016 - Rnd 8 @ Brands Hatch GP

MRO Minitwins

QUALIFYING - SECTOR ANALYSIS

SECTOR 1 = FL to I1, SECTOR 2 = I1 to I2, SECTOR 3 = I2 to FL, DIFF = Difference To Personal Best Lap

4 -	35.588	50.961	25.732	1:52.281	78.01	0.779	10:15:31.506
5 -	35.519	***50.276***	***25.707***	***1:51.502*** **(1)**	***78.56***		***10:17:23.008***
6 -	35.247	50.802	26.310	1:52.359	77.96	0.857	10:19:15.367
7 -	35.734	50.747	25.915	1:52.396	77.93	0.894	10:21:07.763

P34 25 Harrison DAY Suzuki -

IDEAL LAP TIME : 1:51.472 BEST LAP TIME : 1:52.124 DIFFERENCE : 0.652

LAP	SECTOR 1	SECTOR 2	SECTOR 3	LAP TIME	MPH	DIFF	TIME OF DAY
1 -	36.659	53.177	26.714	1:56.550	75.15	4.426	10:09:56.806
2 -	36.314	51.825	26.469	1:54.608	76.43	2.484	10:11:51.414
3 -	35.433	51.071	26.303	1:52.807 **(3)**	77.65	0.683	10:13:44.221
4 -	***35.152***	50.439	26.533	***1:52.124*** **(1)**	***78.12***		***10:15:36.345***
5 -	36.067	***50.371***	26.989	1:53.427	77.22	1.303	10:17:29.772
6 -	35.493	50.705	***25.949***	1:52.147 **(2)**	78.11	0.023	10:19:21.919

P35 66 Mark SMITH Suzuki - Nick&Brian Scott fisheries

IDEAL LAP TIME : 1:52.622 BEST LAP TIME : 1:53.218 DIFFERENCE : 0.596

LAP	SECTOR 1	SECTOR 2	SECTOR 3	LAP TIME	MPH	DIFF	TIME OF DAY
1 -	39.047	52.237	26.426	1:57.710	74.41	4.492	10:10:00.863
2 -	36.174	51.202	***26.194***	1:53.570 **(3)**	77.13	0.352	10:11:54.433
3 -	36.178	51.118	26.217	1:53.513 **(2)**	77.17	0.295	10:13:47.946
4 -	35.643	52.022	26.243	1:53.908	76.90	0.690	10:15:41.854
5 -	***35.580***	52.055	26.656	1:54.291	76.64	1.073	10:17:36.145
6 -	35.678	***50.848***	26.692	***1:53.218*** **(1)**	***77.37***		***10:19:29.363***

P36 55 Michael COPLEY Suzuki - Jayne copley

IDEAL LAP TIME : 1:54.649 BEST LAP TIME : 1:54.989 DIFFERENCE : 0.340

LAP	SECTOR 1	SECTOR 2	SECTOR 3	LAP TIME	MPH	DIFF	TIME OF DAY
1 -	37.344	52.341	27.011	1:56.696	75.06	1.707	10:10:07.125
2 -	36.843	***52.168***	***26.885***	1:55.896 **(3)**	75.58	0.907	10:12:03.021
3 -	36.333	52.997	28.366	1:57.696	74.42	2.707	10:14:00.717
4 -	36.064	52.880	26.913	1:55.857 **(2)**	75.60	0.868	10:15:56.574
5 -	***35.596***	52.479	26.914	***1:54.989*** **(1)**	***76.17***		***10:17:51.563***
6 -	36.056	52.608	27.731	1:56.395	75.25	1.406	10:19:47.958

P37 125 Paul WILSON Suzuki -

IDEAL LAP TIME : 1:54.657 BEST LAP TIME : 1:55.309 DIFFERENCE : 0.652

LAP	SECTOR 1	SECTOR 2	SECTOR 3	LAP TIME	MPH	DIFF	TIME OF DAY
1 -	37.498	51.825	27.100	1:56.423 **(2)**	75.24	1.114	10:10:05.383
2 -	36.651	***51.743***	***26.915***	***1:55.309*** **(1)**	***75.96***		***10:12:00.692***

P38 31 Kelvin EVENDEN Suzuki - Glosrose Group

IDEAL LAP TIME : 1:56.815 BEST LAP TIME : 1:57.376 DIFFERENCE : 0.561

LAP	SECTOR 1	SECTOR 2	SECTOR 3	LAP TIME	MPH	DIFF	TIME OF DAY
1 -	37.687	***52.556***	27.905	1:58.148 **(3)**	74.14	0.772	10:10:05.035
2 -	36.660	53.013	***27.703***	***1:57.376*** **(1)**	***74.63***		***10:12:02.411***
3 -	***36.556***	53.128	28.444	1:58.128 **(2)**	74.15	0.752	10:14:00.539
4 -	37.707	53.866	28.004	1:59.577	73.25	2.201	10:16:00.116
5 -	37.415	52.909	28.358	1:58.682	73.80	1.306	10:17:58.798
6 -	38.076	54.101	28.384	2:00.561	72.65	3.185	10:19:59.359

Weather / Track : Cloudy / Dry

Brands Hatch GP
Circuit Length = 2.4332 miles
Start: 10:06 Flag 10:19 End: 10:21

BMCRC - MRO Championships 2016 - Rnd 8 @ Brands Hatch GP

MRO Minitwins

QUALIFYING - BEST SECTORS

	SECTOR 1			SECTOR 2			SECTOR 3			IDEAL / BEST COMPARISON					
POS	NO	NAME	TIME	NO	NAME	TIME	NO	NAME	TIME	POS	NO	NAME	IDEAL	BEST	DIFF
												PERFECT LAP	1:38.770		
1	26	DAVIES	30.981	7	HICKLING	44.295	7	HICKLING	23.494	1	7	HICKLING	1:39.347	1:39.520	0.173
2	86	WITHERINGTON	31.240	26	DAVIES	44.543	4	POVAH	23.524	2	26	DAVIES	1:39.379	1:39.542	0.163
3	4	POVAH	31.255	4	POVAH	44.716	118	PLUMMER	23.584	3	4	POVAH	1:39.495	1:39.812	0.317
4	124	BUTLER	31.461	124	BUTLER	44.729	86	WITHERINGTON	23.648	4	86	WITHERINGTON	1:39.891	1:40.225	0.334
5	111	FOLKES	31.473	118	PLUMMER	44.760	35	WALSH	23.674	5	124	BUTLER	1:40.024	1:40.106	0.082
6	7	HICKLING	31.558	35	WALSH	44.858	111	FOLKES	23.760	6	118	PLUMMER	1:40.038	1:40.265	0.227
7	61	YATES	31.567	86	WITHERINGTON	45.003	124	BUTLER	23.834	7	35	WALSH	1:40.316	1:40.404	0.088
8	68	EUSTACE	31.650	54	JAMISON	45.661	26	DAVIES	23.855	8	111	FOLKES	1:40.918	1:41.401	0.483
9	118	PLUMMER	31.694	68	EUSTACE	45.675	68	EUSTACE	23.907	9	68	EUSTACE	1:41.232	1:41.377	0.145
10	35	WALSH	31.784	111	FOLKES	45.685	19	LILLEY	23.979	10	54	JAMISON	1:42.257	1:42.461	0.204
11	54	JAMISON	32.380	19	LILLEY	45.769	54	JAMISON	24.216	11	19	LILLEY	1:42.284	1:42.800	0.516
12	22	DOWDS	32.451	22	DOWDS	46.071	5	MANTELL	24.217	12	61	YATES	1:42.812	1:43.093	0.281
13	199	COLLINS	32.533	5	MANTELL	46.075	93	WALLIS	24.230	13	22	DOWDS	1:42.896	1:43.317	0.421
14	19	LILLEY	32.536	87	REVELL	46.362	199	COLLINS	24.371	14	5	MANTELL	1:43.026	1:43.346	0.320
15	93	WALLIS	32.541	444	WILLIAMS	46.570	22	DOWDS	24.374	15	93	WALLIS	1:43.446	1:43.721	0.275
16	147	WATSON	32.733	93	WALLIS	46.675	61	YATES	24.376	16	87	REVELL	1:43.857	1:43.952	0.095
17	5	MANTELL	32.734	61	YATES	46.869	87	REVELL	24.491	17	199	COLLINS	1:44.092	1:44.697	0.605
18	59	GREEN	32.981	9	LEWIN	46.960	444	WILLIAMS	24.571	18	444	WILLIAMS	1:44.366	1:44.366	0.000
19	87	REVELL	33.004	97	PACKHAM	47.039	97	PACKHAM	24.610	19	147	WATSON	1:44.763	1:45.272	0.509
20	97	PACKHAM	33.155	147	WATSON	47.109	9	LEWIN	24.659	20	97	PACKHAM	1:44.804	1:44.804	0.000
21	444	WILLIAMS	33.225	199	COLLINS	47.188	48	WALLIS	24.785	21	9	LEWIN	1:45.229	1:45.423	0.194
22	140	SALES	33.359	59	GREEN	47.197	140	SALES	24.863	22	59	GREEN	1:45.251	1:45.346	0.095
23	48	WALLIS	33.508	21	MITCHELL	47.946	147	WATSON	24.921	23	21	MITCHELL	1:46.726	1:47.226	0.500
24	9	LEWIN	33.610	28	VEASEY	48.402	28	VEASEY	25.027	24	48	WALLIS	1:46.761	1:46.933	0.172
25	21	MITCHELL	33.633	75	SMITH	48.467	59	GREEN	25.073	25	140	SALES	1:46.800	1:47.102	0.302
26	28	VEASEY	33.777	48	WALLIS	48.468	21	MITCHELL	25.147	26	28	VEASEY	1:47.206	1:47.436	0.230
27	75	SMITH	33.897	140	SALES	48.578	32	THAY	25.333	27	75	SMITH	1:47.824	1:49.068	1.244
28	67	DEVALL	34.176	37	WILSON	48.789	37	WILSON	25.380	28	37	WILSON	1:48.914	1:49.002	0.088
29	32	THAY	34.635	67	DEVALL	49.395	75	SMITH	25.460	29	67	DEVALL	1:49.116	1:49.807	0.691
30	37	WILSON	34.745	32	THAY	49.575	67	DEVALL	25.545	30	32	THAY	1:49.543	1:49.577	0.034
31	25	DAY	35.152	221	FINCH	49.799	84	BRANCO	25.707	31	221	FINCH	1:50.819	1:50.819	0.000
32	84	BRANCO	35.170	39	SLAUGHTER	49.835	221	FINCH	25.708	32	39	SLAUGHTER	1:51.063	1:51.123	0.060
33	39	SLAUGHTER	35.201	84	BRANCO	50.276	25	DAY	25.949	33	84	BRANCO	1:51.153	1:51.502	0.349
34	221	FINCH	35.312	25	DAY	50.371	39	SLAUGHTER	26.027	34	25	DAY	1:51.472	1:52.124	0.652
35	66	SMITH	35.580	66	SMITH	50.848	66	SMITH	26.194	35	66	SMITH	1:52.622	1:53.218	0.596
36	55	COPLEY	35.596	125	WILSON	51.743	55	COPLEY	26.885	36	55	COPLEY	1:54.649	1:54.989	0.340
37	125	WILSON	35.999	55	COPLEY	52.168	125	WILSON	26.915	37	125	WILSON	1:54.657	1:55.309	0.652
38	31	EVENDEN	36.556	31	EVENDEN	52.556	31	EVENDEN	27.703	38	31	EVENDEN	1:56.815	1:57.376	0.561

Weather / Track : Cloudy / Dry

Brands Hatch GP
Circuit Length = 2.4332 miles
Start: 10:06 Flag 10:19 End: 10:21

Results can be found at www.tsl-timing.com

Printed - 10:22 Saturday, 20 August 2016

BMCRC - MRO Championships 2016 - Rnd 8 @ Brands Hatch GP

MRO Minitwins

RACE 5 - CLASSIFICATION

POS	NO	NAME	ENTRY	LAPS	TIME	GAP	DIFF	MPH	BEST	ON
1	26	Glynn DAVIES	Suzuki -	5	8:19.255			87.72	1:38.525	3
2	7	Richard HICKLING	Suzuki - Think Cars / Rising Damp	5	8:23.268	4.013	4.013	87.02	1:38.566	3
3	124	Kurtis BUTLER	Suzuki - PGVM / 3vk	5	8:23.324	4.069	0.056	87.01	1:38.782	3
4	4	Jake POVAH	Suzuki - www.78plate.com	5	8:23.872	4.617	0.548	86.92	1:38.543	5
5	118	James PLUMMER	Suzuki -	5	8:24.332	5.077	0.460	86.84	1:38.690	5
6	111	Ryan FOLKES	Suzuki - Carl Harrison Motorcyle Services	5	8:24.367	5.112	0.035	86.83	1:39.137	5
7	35	Tyler WALSH	Suzuki - GBR Powerlines	5	8:31.692	12.437	7.325	85.59	1:40.217	3
8	68	Thomas EUSTACE	Suzuki - More moto/sublime designs	5	8:31.718	12.463	0.026	85.59	1:40.512	3
9	86	Paul WITHERINGTON	Suzuki - P&R plumbing	5	8:32.132	12.877	0.414	85.52	1:40.439	5
10	199	Lloyd COLLINS	Suzuki - Warren Drives	5	8:34.724	15.469	2.592	85.09	1:40.702	3
11	61	Michael YATES	Suzuki -	5	8:39.245	19.990	4.521	84.35	1:41.705	5
12	5	Barry MANTELL	Suzuki - Swedish car connection	5	8:45.405	26.150	6.160	83.36	1:43.012	3
13	22	Darren DOWDS	Suzuki - sublime designs racing	5	8:48.040	28.785	2.635	82.94	1:43.371	4
14	19	Kevin LILLEY	Suzuki - Vanson Leathers	5	8:48.330	29.075	0.290	82.90	1:43.385	5
15	93	Jack WALLIS	Suzuki - Grumpdad and Watling Tyres	5	8:48.850	29.595	0.520	82.81	1:43.461	5
16	97	Jake PACKHAM	Suzuki -	5	8:49.007	29.752	0.157	82.79	1:43.437	5
17	54 *	Adam JAMISON	Suzuki - AJ Racing	5	8:51.028	31.773	2.021	82.47	1:42.483	2
18	140	Daniel SALES	Suzuki -	5	8:53.934	34.679	2.906	82.03	1:44.632	2
19	147	Thomas WATSON	Suzuki - Motorsportdays.com TEA Time Racing	5	8:54.369	35.114	0.435	81.96	1:44.991	4
20	21	Carl MITCHELL	Suzuki - HB REAVIS Real Estate	5	9:00.502	41.247	6.133	81.03	1:45.802	3
21	75	Patrick SMITH	Suzuki -	5	9:02.394	43.139	1.892	80.75	1:46.342	2
22	28	Dominic VEASEY	Suzuki -	5	9:02.864	43.609	0.470	80.68	1:46.740	4
23	37	Stephen WILSON	Suzuki -	5	9:09.553	50.298	6.689	79.69	1:47.570	2
24	444	Mark WILLIAMS	Suzuki - F.C.L MOTORCYCLES	5	9:09.625	50.370	0.072	79.68	1:46.162	4
25	9	Vincent LEWIN	Suzuki - foreverlivingthatcham.co.uk	5	9:09.838	50.583	0.213	79.65	1:47.284	5
26	48	Shaun WALLIS	Suzuki - Watling Tyres	5	9:10.946	51.691	1.108	79.49	1:47.662	3
27	84	Ricardo BRANCO	Suzuki -	5	9:15.456	56.201	4.510	78.85	1:49.032	2
28	67	Mike DEVALL	Suzuki -	5	9:17.040	57.785	1.584	78.62	1:48.969	2
29	32	Chris THAY	Suzuki - Scell-it uk	5	9:22.225	1:02.970	5.185	77.90	1:49.782	4
30	25	Harrison DAY	Suzuki -	5	9:30.379	1:11.124	8.154	76.78	1:51.305	5
31	55	Michael COPLEY	Suzuki - Jayne copley	5	9:31.207	1:11.952	0.828	76.67	1:50.734	5
32	125	Paul WILSON	Suzuki -	5	9:31.539	1:12.284	0.332	76.63	1:51.806	2
33	66	Mark SMITH	Suzuki - Nick&Brian Scott fisheries	5	9:31.649	1:12.394	0.110	76.61	1:51.538	2
34	221	Simon FINCH	Suzuki - The Bayard Partnership, ASK Plumbing &	5	9:32.187	1:12.932	0.538	76.54	1:51.301	2
35	39 *	Ian SLAUGHTER	Suzuki -	5	9:34.646	1:15.391	2.459	76.21	1:48.327	5
36	31	Kelvin EVENDEN	Suzuki - Glosrose Group	5	10:01.215	1:41.960	26.569	72.85	1:58.072	4

FASTEST LAP

26	Glynn DAVIES	Suzuki -	3	1:38.525	88.90 mph	143.08 kph

*** Bike 54 - 10 second penalty - jump start**
*** Bike 39 - Please fit a working transponder**
90% of Race Speed = 78.94 mph

Brands Hatch GP
Circuit Length = 2.4332 miles
Start: 14:08 Flag 14:17 End: 14:18

Weather / Track : Cloudy / Dry
These results are provisional until the conclusion of any judicial and technical matters.

Clerk Of Course :		Timekeeper :

Results can be found at www.tsl-timing.com

Printed - 14:19 Saturday, 20 August 2016

BMCRC - MRO Championships 2016 - Rnd 8 @ Brands Hatch GP

MRO Minitwins

RACE 5 - LAP CHART

LAP 1 @ 14:10:33.182

NO	BEHIND	LAP TIME
26		1:44.365
7	0.570	1:44.935
4	0.649	1:45.014
124	1.082	1:45.447
118	1.253	1:45.618
111	1.803	1:46.168
86	3.621	1:47.986
35	3.999	1:48.364
68	4.342	1:48.707
54	4.574	1:48.939
61	4.874	1:49.239
199	5.057	1:49.422
93	6.666	1:51.031
5	7.272	1:51.637
22	7.379	1:51.744
97	7.960	1:52.325
19	8.064	1:52.429
147	8.636	1:53.001
28	9.530	1:53.895
140	9.969	1:54.334
75	10.518	1:54.883
21	10.902	1:55.267
48	12.931	1:57.296
37	13.133	1:57.498
9	13.771	1:58.136
67	14.029	1:58.394
84	14.448	1:58.813
221	15.490	1:59.855
32	15.585	1:59.950
125	16.704	2:01.069
39	16.815	2:01.180
444	17.147	2:01.512
55	17.171	2:01.536
25	17.439	2:01.804
66	18.322	2:02.687
31	22.561	2:06.926

LAP 2 @ 14:12:12.230

NO	BEHIND	LAP TIME
26		1:39.048
124	1.903	1:39.869
4	2.024	1:40.423
7	2.263	1:40.741
118	2.287	1:40.082
111	2.766	1:40.011
35	5.649	1:40.698
86	6.012	1:41.439
68	6.143	1:40.849
54	8.009	1:42.483
199	8.020	1:42.011
61	8.253	1:42.427
5	11.769	1:43.545
93	12.727	1:45.109
22	12.877	1:44.546
19	13.272	1:44.256
97	13.283	1:44.371
147	14.894	1:45.306
140	15.553	1:44.632
75	17.812	1:46.342
28	18.335	1:47.853
21	18.549	1:46.695
37	21.655	1:47.570
48	22.908	1:49.025
9	23.235	1:48.512
67	23.950	1:48.969
84	24.432	1:49.032
444	26.137	1:48.038
221	27.743	1:51.301
32	27.944	1:51.407
39	27.969	1:50.202
125	29.462	1:51.806
25	29.829	1:51.438
66	30.812	1:51.538
55	32.175	1:54.052
31	41.634	1:58.121

LAP 3 @ 14:13:50.755

NO	BEHIND	LAP TIME
26		1:38.525
124	2.160	1:38.782
7	2.304	1:38.566
4	2.723	1:39.224
111	3.910	1:39.669
118	4.059	1:40.297
35	7.341	1:40.217
68	8.130	1:40.512
86	8.194	1:40.707
199	10.197	1:40.702
54	12.263	1:42.779
61	12.320	1:42.592
5	16.256	1:43.012
93	19.250	1:45.048
22	19.305	1:44.953
19	19.531	1:44.784
97	19.682	1:44.924
147	21.840	1:45.471
140	22.085	1:45.057
21	25.826	1:45.802
75	25.840	1:46.553
28	26.913	1:47.103
37	31.839	1:48.709
48	32.045	1:47.662
9	32.705	1:47.995
444	33.826	1:46.214
67	34.780	1:49.355
84	34.988	1:49.081
32	39.498	1:50.079
125	43.685	1:52.748
25	43.754	1:52.450
66	44.287	1:52.000
221	45.704	1:56.486
55	45.972	1:52.322
39	53.776	2:04.332
31	1:02.066	1:58.957

LAP 4 @ 14:15:29.399

NO	BEHIND	LAP TIME
26		1:38.644
7	2.682	1:39.022
124	2.962	1:39.446
111	4.648	1:39.382
4	4.747	1:40.668
118	5.060	1:39.645
68	10.474	1:40.988
35	10.558	1:41.861
86	11.111	1:41.561
199	12.669	1:41.116
54	16.867	1:43.248
61	16.958	1:43.282
5	20.876	1:43.264
22	24.032	1:43.371
19	24.363	1:43.476
93	24.807	1:44.201
97	24.988	1:43.950
147	28.187	1:44.991
140	28.280	1:44.839
21	33.039	1:45.857
75	34.871	1:47.675
28	35.009	1:46.740
37	41.272	1:48.077
444	41.344	1:46.162
48	41.792	1:48.391
9	41.972	1:47.911
67	45.557	1:49.421
84	45.613	1:49.269
32	50.636	1:49.782
125	58.420	1:53.379
25	58.492	1:53.382
66	58.968	1:53.325
221	59.588	1:52.528
55	59.891	1:52.563
39	1:05.737	1:50.605
31	1:21.494	1:58.072

LAP 5 @ 14:17:08.072

NO	BEHIND	LAP TIME
26		1:38.673
7	4.013	1:40.004
124	4.069	1:39.780
4	4.617	1:38.543
118	5.077	1:38.690
111	5.112	1:39.137
35	12.437	1:40.552
68	12.463	1:40.662
86	12.877	1:40.439
199	15.469	1:41.473
61	19.990	1:41.705
54	21.773	1:43.579
5	26.150	1:43.947
22	28.785	1:43.426
19	29.075	1:43.385
93	29.595	1:43.461
97	29.752	1:43.437
140	34.679	1:45.072
147	35.114	1:45.600
21	41.247	1:46.881
75	43.139	1:46.941
28	43.609	1:47.273
37	50.298	1:47.699
444	50.370	1:47.699
9	50.583	1:47.284
48	51.691	1:48.572
84	56.201	1:49.261
67	57.785	1:50.901
32	1:02.970	1:51.007
25	1:11.124	1:51.305
55	1:11.952	1:50.734
125	1:12.284	1:52.537
66	1:12.394	1:52.099
221	1:12.932	1:52.017
39	1:15.391	1:48.327
31	1:41.960	1:59.139

Weather / Track : Cloudy / Dry

Brands Hatch GP
Circuit Length = 2.4332 miles
Start: 14:08 Flag 14:17 End: 14:18

Results can be found at www.tsl-timing.com

Printed - 14:20 Saturday, 20 August 2016

BMCRC - MRO Championships 2016 - Rnd 8 @ Brands Hatch GP

MRO Minitwins

RACE 5 - SECTOR ANALYSIS

SECTOR 1 = FL to I1, SECTOR 2 = I1 to I2, SECTOR 3 = I2 to FL, DIFF = Difference To Personal Best Lap

P1 26 Glynn DAVIES Suzuki -

IDEAL LAP TIME : 1:38.428 BEST LAP TIME : 1:38.525 DIFFERENCE : 0.097

LAP	SECTOR 1	SECTOR 2	SECTOR 3	LAP TIME	MPH	DIFF	TIME OF DAY
1 -		44.771	23.922	1:44.365	83.93	5.840	14:10:33.182
2 -	30.879	44.570	23.599	1:39.048	88.44	0.523	14:12:12.230
3 -	***30.795***	44.280	***23.450***	***1:38.525*** **(1)**	***88.90***		***14:13:50.755***
4 -	30.868	44.285	23.491	1:38.644 **(2)**	88.80	0.119	14:15:29.399
5 -	30.958	***44.183***	23.532	1:38.673 **(3)**	88.77	0.148	14:17:08.072

P2 7 Richard HICKLING Suzuki - Think Cars / Rising Damp

IDEAL LAP TIME : 1:38.413 BEST LAP TIME : 1:38.566 DIFFERENCE : 0.153

LAP	SECTOR 1	SECTOR 2	SECTOR 3	LAP TIME	MPH	DIFF	TIME OF DAY
1 -		44.702	23.819	1:44.935	83.47	6.369	14:10:33.752
2 -	31.673	45.645	23.423	1:40.741	86.95	2.175	14:12:14.493
3 -	31.274	***44.105***	***23.187***	***1:38.566*** **(1)**	***88.87***		***14:13:53.059***
4 -	***31.121***	44.254	23.647	1:39.022 **(2)**	88.46	0.456	14:15:32.081
5 -	31.554	44.371	24.079	1:40.004 **(3)**	87.59	1.438	14:17:12.085

P3 124 Kurtis BUTLER Suzuki - PGVM / 3vk

IDEAL LAP TIME : 1:38.782 BEST LAP TIME : 1:38.782 DIFFERENCE : 0.000

LAP	SECTOR 1	SECTOR 2	SECTOR 3	LAP TIME	MPH	DIFF	TIME OF DAY
1 -		44.833	23.627	1:45.447	83.07	6.665	14:10:34.264
2 -	31.290	45.014	23.565	1:39.869	87.71	1.087	14:12:14.133
3 -	***30.862***	***44.526***	***23.394***	***1:38.782*** **(1)**	***88.67***		***14:13:52.915***
4 -	31.073	44.695	23.678	1:39.446 **(2)**	88.08	0.664	14:15:32.361
5 -	31.186	44.625	23.969	1:39.780 **(3)**	87.79	0.998	14:17:12.141

P4 4 Jake POVAH Suzuki - www.78plate.com

IDEAL LAP TIME : 1:38.175 BEST LAP TIME : 1:38.543 DIFFERENCE : 0.368

LAP	SECTOR 1	SECTOR 2	SECTOR 3	LAP TIME	MPH	DIFF	TIME OF DAY
1 -		44.786	23.571	1:45.014	83.41	6.471	14:10:33.831
2 -	31.604	45.267	23.552	1:40.423 **(3)**	87.22	1.880	14:12:14.254
3 -	31.420	44.591	***23.213***	1:39.224 **(2)**	88.28	0.681	14:13:53.478
4 -	32.659	44.568	23.441	1:40.668	87.01	2.125	14:15:34.146
5 -	***30.899***	***44.063***	23.581	***1:38.543*** **(1)**	***88.89***		***14:17:12.689***

P5 118 James PLUMMER Suzuki -

IDEAL LAP TIME : 1:38.690 BEST LAP TIME : 1:38.690 DIFFERENCE : 0.000

LAP	SECTOR 1	SECTOR 2	SECTOR 3	LAP TIME	MPH	DIFF	TIME OF DAY
1 -		44.898	23.569	1:45.618	82.93	6.928	14:10:34.435
2 -	31.408	45.034	23.640	1:40.082 **(3)**	87.52	1.392	14:12:14.517
3 -	31.999	44.752	23.546	1:40.297	87.33	1.607	14:13:54.814
4 -	31.539	44.607	23.499	1:39.645 **(2)**	87.91	0.955	14:15:34.459
5 -	***31.286***	***44.140***	***23.264***	***1:38.690*** **(1)**	***88.76***		***14:17:13.149***

P6 111 Ryan FOLKES Suzuki - Carl Harrison Motorcyle Services

IDEAL LAP TIME : 1:38.856 BEST LAP TIME : 1:39.137 DIFFERENCE : 0.281

LAP	SECTOR 1	SECTOR 2	SECTOR 3	LAP TIME	MPH	DIFF	TIME OF DAY
1 -		45.215	23.563	1:46.168	82.50	7.031	14:10:34.985
2 -	31.430	45.061	23.520	1:40.011	87.58	0.874	14:12:14.996
3 -	31.496	44.634	23.539	1:39.669 **(3)**	87.88	0.532	14:13:54.665
4 -	31.347	***44.470***	23.565	1:39.382 **(2)**	88.14	0.245	14:15:34.047
5 -	***30.900***	44.751	***23.486***	***1:39.137*** **(1)**	***88.36***		***14:17:13.184***

P7 35 Tyler WALSH Suzuki - GBR Powerlines

IDEAL LAP TIME : 1:40.103 BEST LAP TIME : 1:40.217 DIFFERENCE : 0.114

LAP	SECTOR 1	SECTOR 2	SECTOR 3	LAP TIME	MPH	DIFF	TIME OF DAY

Weather / Track : Cloudy / Dry

Brands Hatch GP
Circuit Length = 2.4332 miles
Start: 14:08 Flag 14:17 End: 14:18

BMCRC - MRO Championships 2016 - Rnd 8 @ Brands Hatch GP

MRO Minitwins

RACE 5 - SECTOR ANALYSIS

SECTOR 1 = FL to I1, SECTOR 2 = I1 to I2, SECTOR 3 = I2 to FL, DIFF = Difference To Personal Best Lap

1 -		46.196	23.893	1:48.364	80.83	8.147	14:10:37.181
2 -	31.769	45.239	23.690	1:40.698 (3)	86.99	0.481	14:12:17.879
3 -	***31.656***	***44.886***	23.675	***1:40.217 (1)***	***87.40***		***14:13:58.096***
4 -	32.937	45.363	***23.561***	1:41.861	85.99	1.644	14:15:39.957
5 -	31.714	45.210	23.628	1:40.552 (2)	87.11	0.335	14:17:20.509

P8 68 Thomas EUSTACE Suzuki - More moto/sublime designs

IDEAL LAP TIME : 1:40.281 BEST LAP TIME : 1:40.512 DIFFERENCE : 0.231

LAP	SECTOR 1	SECTOR 2	SECTOR 3	LAP TIME	MPH	DIFF	TIME OF DAY
1 -		46.488	24.039	1:48.707	80.58	8.195	14:10:37.524
2 -	31.732	45.391	***23.726***	1:40.849 (3)	86.86	0.337	14:12:18.373
3 -	31.508	***45.195***	23.809	***1:40.512 (1)***	***87.15***		***14:13:58.885***
4 -	31.852	45.365	23.771	1:40.988	86.74	0.476	14:15:39.873
5 -	***31.360***	45.368	23.934	1:40.662 (2)	87.02	0.150	14:17:20.535

P9 86 Paul WITHERINGTON Suzuki - P&R plumbing

IDEAL LAP TIME : 1:40.199 BEST LAP TIME : 1:40.439 DIFFERENCE : 0.240

LAP	SECTOR 1	SECTOR 2	SECTOR 3	LAP TIME	MPH	DIFF	TIME OF DAY
1 -		45.939	23.975	1:47.986	81.11	7.547	14:10:36.803
2 -	31.953	45.674	23.812	1:41.439 (3)	86.35	1.000	14:12:18.242
3 -	31.868	***45.264***	***23.575***	1:40.707 (2)	86.98	0.268	14:13:58.949
4 -	32.227	45.517	23.817	1:41.561	86.25	1.122	14:15:40.510
5 -	***31.360***	45.314	23.765	***1:40.439 (1)***	***87.21***		***14:17:20.949***

P10 199 Lloyd COLLINS Suzuki - Warren Drives

IDEAL LAP TIME : 1:40.684 BEST LAP TIME : 1:40.702 DIFFERENCE : 0.018

LAP	SECTOR 1	SECTOR 2	SECTOR 3	LAP TIME	MPH	DIFF	TIME OF DAY
1 -		46.340	23.968	1:49.422	80.05	8.720	14:10:38.239
2 -	32.106	45.896	24.009	1:42.011	85.87	1.309	14:12:20.250
3 -	31.769	***45.135***	***23.798***	***1:40.702 (1)***	***86.98***		***14:14:00.952***
4 -	31.761	45.474	23.881	1:41.116 (2)	86.63	0.414	14:15:42.068
5 -	***31.751***	45.583	24.139	1:41.473 (3)	86.32	0.771	14:17:23.541

P11 61 Michael YATES Suzuki -

IDEAL LAP TIME : 1:41.426 BEST LAP TIME : 1:41.705 DIFFERENCE : 0.279

LAP	SECTOR 1	SECTOR 2	SECTOR 3	LAP TIME	MPH	DIFF	TIME OF DAY
1 -		46.459	24.182	1:49.239	80.18	7.534	14:10:38.056
2 -	32.571	45.923	***23.933***	1:42.427 (2)	85.52	0.722	14:12:20.483
3 -	32.483	***45.884***	24.225	1:42.592 (3)	85.38	0.887	14:14:03.075
4 -	32.914	45.971	24.397	1:43.282	84.81	1.577	14:15:46.357
5 -	***31.609***	46.055	24.041	***1:41.705 (1)***	***86.12***		***14:17:28.062***

P12 5 Barry MANTELL Suzuki - Swedish car connection

IDEAL LAP TIME : 1:42.627 BEST LAP TIME : 1:43.012 DIFFERENCE : 0.385

LAP	SECTOR 1	SECTOR 2	SECTOR 3	LAP TIME	MPH	DIFF	TIME OF DAY
1 -		46.830	24.514	1:51.637	78.46	8.625	14:10:40.454
2 -	32.820	46.607	***24.118***	1:43.545 (3)	84.59	0.533	14:12:23.999
3 -	***32.588***	***45.921***	24.503	***1:43.012 (1)***	***85.03***		***14:14:07.011***
4 -	32.954	45.933	24.377	1:43.264 (2)	84.82	0.252	14:15:50.275
5 -	32.919	46.302	24.726	1:43.947	84.27	0.935	14:17:34.222

P13 22 Darren DOWDS Suzuki - sublime designs racing

IDEAL LAP TIME : 1:43.175 BEST LAP TIME : 1:43.371 DIFFERENCE : 0.196

LAP	SECTOR 1	SECTOR 2	SECTOR 3	LAP TIME	MPH	DIFF	TIME OF DAY
1 -		46.979	24.939	1:51.744	78.39	8.373	14:10:40.561
2 -	33.339	46.734	***24.473***	1:44.546 (3)	83.78	1.175	14:12:25.107
3 -	33.496	46.861	24.596	1:44.953	83.46	1.582	14:14:10.060
4 -	32.936	***45.906***	24.529	***1:43.371 (1)***	***84.74***		***14:15:53.431***

Weather / Track : Cloudy / Dry

Brands Hatch GP
Circuit Length = 2.4332 miles
Start: 14:08 Flag 14:17 End: 14:18

BMCRC - MRO Championships 2016 - Rnd 8 @ Brands Hatch GP

MRO Minitwins

RACE 5 - SECTOR ANALYSIS

SECTOR 1 = FL to I1, SECTOR 2 = I1 to I2, SECTOR 3 = I2 to FL, DIFF = Difference To Personal Best Lap

5 -	***32.796***	46.074	24.556	1:43.426	**(2)**	84.69	0.055	14:17:36.857

P14 19 Kevin LILLEY Suzuki - Vanson Leathers

IDEAL LAP TIME : 1:42.964 BEST LAP TIME : 1:43.385 DIFFERENCE : 0.421

LAP	SECTOR 1	SECTOR 2	SECTOR 3	LAP TIME		MPH	DIFF	TIME OF DAY
1 -		47.190	24.622	1:52.429		77.91	9.044	14:10:41.246
2 -	32.913	46.536	24.807	1:44.256	**(3)**	84.02	0.871	14:12:25.502
3 -	33.320	46.833	24.631	1:44.784		83.59	1.399	14:14:10.286
4 -	32.951	***45.902***	24.623	1:43.476	**(2)**	84.65	0.091	14:15:53.762
5 -	***32.640***	46.323	***24.422***	***1:43.385***	**(1)**	***84.73***		***14:17:37.147***

P15 93 Jack WALLIS Suzuki - Grumpdad and Watling Tyres

IDEAL LAP TIME : 1:43.240 BEST LAP TIME : 1:43.461 DIFFERENCE : 0.221

LAP	SECTOR 1	SECTOR 2	SECTOR 3	LAP TIME		MPH	DIFF	TIME OF DAY
1 -		47.195	24.548	1:51.031		78.89	7.570	14:10:39.848
2 -	33.230	47.269	24.610	1:45.109		83.34	1.648	14:12:24.957
3 -	33.040	47.229	24.779	1:45.048	**(3)**	83.38	1.587	14:14:10.005
4 -	33.504	***46.258***	24.439	1:44.201	**(2)**	84.06	0.740	14:15:54.206
5 -	***32.776***	46.479	***24.206***	***1:43.461***	**(1)**	***84.66***		***14:17:37.667***

P16 97 Jake PACKHAM Suzuki -

IDEAL LAP TIME : 1:42.962 BEST LAP TIME : 1:43.437 DIFFERENCE : 0.475

LAP	SECTOR 1	SECTOR 2	SECTOR 3	LAP TIME		MPH	DIFF	TIME OF DAY
1 -		47.323	24.856	1:52.325		77.98	8.888	14:10:41.142
2 -	33.283	46.677	24.411	1:44.371	**(3)**	83.92	0.934	14:12:25.513
3 -	33.611	46.803	24.510	1:44.924		83.48	1.487	14:14:10.437
4 -	33.060	***46.363***	24.527	1:43.950	**(2)**	84.26	0.513	14:15:54.387
5 -	***32.511***	46.838	***24.088***	***1:43.437***	**(1)**	***84.68***		***14:17:37.824***

P17 54 Adam JAMISON Suzuki - AJ Racing

IDEAL LAP TIME : 1:42.436 BEST LAP TIME : 1:42.483 DIFFERENCE : 0.047

LAP	SECTOR 1	SECTOR 2	SECTOR 3	LAP TIME		MPH	DIFF	TIME OF DAY
1 -		46.407	24.662	1:48.939		80.41	6.456	14:10:37.756
2 -	***32.258***	45.852	***24.373***	***1:42.483***	**(1)**	***85.47***		***14:12:20.239***
3 -	32.556	***45.805***	24.418	1:42.779	**(2)**	85.22	0.296	14:14:03.018
4 -	32.730	45.814	24.704	1:43.248	**(3)**	84.84	0.765	14:15:46.266
5 -	32.852	45.986	24.741	1:43.579		84.57	1.096	14:17:29.845

P18 140 Daniel SALES Suzuki -

IDEAL LAP TIME : 1:44.090 BEST LAP TIME : 1:44.632 DIFFERENCE : 0.542

LAP	SECTOR 1	SECTOR 2	SECTOR 3	LAP TIME		MPH	DIFF	TIME OF DAY
1 -		47.784	24.671	1:54.334		76.61	9.702	14:10:43.151
2 -	33.112	47.139	***24.381***	***1:44.632***	**(1)**	***83.72***		***14:12:27.783***
3 -	33.067	47.377	24.613	1:45.057	**(3)**	83.38	0.425	14:14:12.840
4 -	33.372	***46.966***	24.501	1:44.839	**(2)**	83.55	0.207	14:15:57.679
5 -	***32.743***	47.536	24.793	1:45.072		83.36	0.440	14:17:42.751

P19 147 Thomas WATSON Suzuki - Motorsportdays.com TEA Time Racing

IDEAL LAP TIME : 1:44.623 BEST LAP TIME : 1:44.991 DIFFERENCE : 0.368

LAP	SECTOR 1	SECTOR 2	SECTOR 3	LAP TIME		MPH	DIFF	TIME OF DAY
1 -		47.101	25.044	1:53.001		77.51	8.010	14:10:41.818
2 -	33.188	47.078	25.040	1:45.306	**(2)**	83.18	0.315	14:12:27.124
3 -	33.442	***46.783***	25.246	1:45.471	**(3)**	83.05	0.480	14:14:12.595
4 -	33.381	46.846	***24.764***	***1:44.991***	**(1)**	***83.43***		***14:15:57.586***
5 -	***33.076***	47.320	25.204	1:45.600		82.95	0.609	14:17:43.186

Weather / Track : Cloudy / Dry

Brands Hatch GP
Circuit Length = 2.4332 miles
Start: 14:08 Flag 14:17 End: 14:18

BMCRC - MRO Championships 2016 - Rnd 8 @ Brands Hatch GP

MRO Minitwins

RACE 5 - SECTOR ANALYSIS

SECTOR 1 = FL to I1, SECTOR 2 = I1 to I2, SECTOR 3 = I2 to FL, DIFF = Difference To Personal Best Lap

P20 21 Carl MITCHELL Suzuki - HB REAVIS Real Estate

IDEAL LAP TIME : 1:45.521 BEST LAP TIME : 1:45.802 DIFFERENCE : 0.281

LAP	SECTOR 1	SECTOR 2	SECTOR 3	LAP TIME	MPH	DIFF	TIME OF DAY
1 -		47.607	25.124	1:55.267	75.99	9.465	14:10:44.084
2 -	33.809	48.029	24.857	1:46.695 (3)	82.10	0.893	14:12:30.779
3 -	33.815	47.267	***24.720***	***1:45.802*** **(1)**	***82.79***		***14:14:16.581***
4 -	***33.629***	***47.172***	25.056	1:45.857 (2)	82.75	0.055	14:16:02.438
5 -	34.166	47.475	25.240	1:46.881	81.95	1.079	14:17:49.319

P21 75 Patrick SMITH Suzuki -

IDEAL LAP TIME : 1:45.625 BEST LAP TIME : 1:46.342 DIFFERENCE : 0.717

LAP	SECTOR 1	SECTOR 2	SECTOR 3	LAP TIME	MPH	DIFF	TIME OF DAY
1 -		***47.624***	25.611	1:54.883	76.24	8.541	14:10:43.700
2 -	33.690	47.757	***24.895***	***1:46.342*** **(1)**	***82.37***		***14:12:30.042***
3 -	***33.106***	48.178	25.269	1:46.553 (2)	82.21	0.211	14:14:16.595
4 -	34.073	48.068	25.534	1:47.675	81.35	1.333	14:16:04.270
5 -	34.109	47.781	25.051	1:46.941 (3)	81.91	0.599	14:17:51.211

P22 28 Dominic VEASEY Suzuki -

IDEAL LAP TIME : 1:46.159 BEST LAP TIME : 1:46.740 DIFFERENCE : 0.581

LAP	SECTOR 1	SECTOR 2	SECTOR 3	LAP TIME	MPH	DIFF	TIME OF DAY
1 -		***47.599***	***24.924***	1:53.895	76.91	7.155	14:10:42.712
2 -	34.395	48.456	25.002	1:47.853	81.22	1.113	14:12:30.565
3 -	33.841	48.209	25.053	1:47.103 (2)	81.78	0.363	14:14:17.668
4 -	***33.636***	47.748	25.356	***1:46.740*** **(1)**	***82.06***		***14:16:04.408***
5 -	34.012	48.152	25.109	1:47.273 (3)	81.65	0.533	14:17:51.681

P23 37 Stephen WILSON Suzuki -

IDEAL LAP TIME : 1:47.523 BEST LAP TIME : 1:47.570 DIFFERENCE : 0.047

LAP	SECTOR 1	SECTOR 2	SECTOR 3	LAP TIME	MPH	DIFF	TIME OF DAY
1 -		49.245	25.310	1:57.498	74.55	9.928	14:10:46.315
2 -	***34.200***	***48.206***	25.164	***1:47.570*** **(1)**	***81.43***		***14:12:33.885***
3 -	34.517	48.376	25.816	1:48.709	80.58	1.139	14:14:22.594
4 -	34.297	48.459	25.321	1:48.077 (3)	81.05	0.507	14:16:10.671
5 -	34.321	48.261	***25.117***	1:47.699 (2)	81.33	0.129	14:17:58.370

P24 444 Mark WILLIAMS Suzuki - F.C.L MOTORCYCLES

IDEAL LAP TIME : 1:45.656 BEST LAP TIME : 1:46.162 DIFFERENCE : 0.506

LAP	SECTOR 1	SECTOR 2	SECTOR 3	LAP TIME	MPH	DIFF	TIME OF DAY
1 -		49.762	25.284	2:01.512	72.08	15.350	14:10:50.329
2 -	35.162	48.094	24.782	1:48.038	81.08	1.876	14:12:38.367
3 -	33.365	48.074	***24.775***	1:46.214 (2)	82.47	0.052	14:14:24.581
4 -	***32.922***	***47.959***	25.281	***1:46.162*** **(1)**	***82.51***		***14:16:10.743***
5 -	34.456	48.163	25.080	1:47.699 (3)	81.33	1.537	14:17:58.442

P25 9 Vincent LEWIN Suzuki - foreverlivingthatcham.co.uk

IDEAL LAP TIME : 1:46.912 BEST LAP TIME : 1:47.284 DIFFERENCE : 0.372

LAP	SECTOR 1	SECTOR 2	SECTOR 3	LAP TIME	MPH	DIFF	TIME OF DAY
1 -		49.231	25.580	1:58.136	74.15	10.852	14:10:46.953
2 -	34.330	48.891	25.291	1:48.512	80.72	1.228	14:12:35.465
3 -	34.717	***47.998***	25.280	1:47.995 (3)	81.11	0.711	14:14:23.460
4 -	***33.888***	48.997	***25.026***	1:47.911 (2)	81.17	0.627	14:16:11.371
5 -	34.134	48.115	25.035	***1:47.284*** **(1)**	***81.65***		***14:17:58.655***

P26 48 Shaun WALLIS Suzuki - Watling Tyres

IDEAL LAP TIME : 1:47.173 BEST LAP TIME : 1:47.662 DIFFERENCE : 0.489

LAP	SECTOR 1	SECTOR 2	SECTOR 3	LAP TIME	MPH	DIFF	TIME OF DAY

Weather / Track : Cloudy / Dry

Brands Hatch GP
Circuit Length = 2.4332 miles
Start: 14:08 Flag 14:17 End: 14:18

BMCRC - MRO Championships 2016 - Rnd 8 @ Brands Hatch GP

MRO Minitwins

RACE 5 - SECTOR ANALYSIS

SECTOR 1 = FL to I1, SECTOR 2 = I1 to I2, SECTOR 3 = I2 to FL, DIFF = Difference To Personal Best Lap

1 -		49.467	25.438	1:57.296		74.68	9.634	14:10:46.113
2 -	34.764	48.830	25.431	1:49.025		80.34	1.363	14:12:35.138
3 -	34.717	***47.979***	***24.966***	***1:47.662***	**(1)**	***81.36***		***14:14:22.800***
4 -	***34.228***	48.993	25.170	1:48.391	**(2)**	80.81	0.729	14:16:11.191
5 -	34.374	48.823	25.375	1:48.572	**(3)**	80.68	0.910	14:17:59.763

P27 84 Ricardo BRANCO Suzuki -

IDEAL LAP TIME : 1:48.661 BEST LAP TIME : 1:49.032 DIFFERENCE : 0.371

LAP	SECTOR 1	SECTOR 2	SECTOR 3	LAP TIME		MPH	DIFF	TIME OF DAY
1 -		49.502	25.473	1:58.813		73.72	9.781	14:10:47.630
2 -	34.630	48.767	25.635	***1:49.032***	**(1)**	***80.34***		***14:12:36.662***
3 -	***34.507***	49.167	***25.407***	1:49.081	**(2)**	80.30	0.049	14:14:25.743
4 -	34.977	***48.747***	25.545	1:49.269		80.16	0.237	14:16:15.012
5 -	34.603	49.030	25.628	1:49.261	**(3)**	80.17	0.229	14:18:04.273

P28 67 Mike DEVALL Suzuki -

IDEAL LAP TIME : 1:48.647 BEST LAP TIME : 1:48.969 DIFFERENCE : 0.322

LAP	SECTOR 1	SECTOR 2	SECTOR 3	LAP TIME		MPH	DIFF	TIME OF DAY
1 -		49.450	***25.438***	1:58.394		73.98	9.425	14:10:47.211
2 -	34.752	***48.561***	25.656	***1:48.969***	**(1)**	***80.38***		***14:12:36.180***
3 -	***34.648***	49.149	25.558	1:49.355	**(2)**	80.10	0.386	14:14:25.535
4 -	34.732	48.906	25.783	1:49.421	**(3)**	80.05	0.452	14:16:14.956
5 -	35.596	49.400	25.905	1:50.901		78.98	1.932	14:18:05.857

P29 32 Chris THAY Suzuki - Scell-it uk

IDEAL LAP TIME : 1:49.738 BEST LAP TIME : 1:49.782 DIFFERENCE : 0.044

LAP	SECTOR 1	SECTOR 2	SECTOR 3	LAP TIME		MPH	DIFF	TIME OF DAY
1 -		49.898	25.752	1:59.950		73.02	10.168	14:10:48.767
2 -	35.992	49.785	25.630	1:51.407		78.62	1.625	14:12:40.174
3 -	34.905	49.858	***25.316***	1:50.079	**(2)**	79.57	0.297	14:14:30.253
4 -	***34.791***	***49.631***	25.360	***1:49.782***	**(1)**	***79.79***		***14:16:20.035***
5 -	35.368	50.029	25.610	1:51.007	**(3)**	78.91	1.225	14:18:11.042

P30 25 Harrison DAY Suzuki -

IDEAL LAP TIME : 1:50.909 BEST LAP TIME : 1:51.305 DIFFERENCE : 0.396

LAP	SECTOR 1	SECTOR 2	SECTOR 3	LAP TIME		MPH	DIFF	TIME OF DAY
1 -		50.397	26.074	2:01.804		71.91	10.499	14:10:50.621
2 -	35.771	***49.741***	25.926	1:51.438	**(2)**	78.60	0.133	14:12:42.059
3 -	***35.380***	50.461	26.609	1:52.450	**(3)**	77.89	1.145	14:14:34.509
4 -	35.819	51.416	26.147	1:53.382		77.25	2.077	14:16:27.891
5 -	35.541	49.976	***25.788***	***1:51.305***	**(1)**	***78.70***		***14:18:19.196***

P31 55 Michael COPLEY Suzuki - Jayne copley

IDEAL LAP TIME : 1:50.516 BEST LAP TIME : 1:50.734 DIFFERENCE : 0.218

LAP	SECTOR 1	SECTOR 2	SECTOR 3	LAP TIME		MPH	DIFF	TIME OF DAY
1 -		***49.715***	26.847	2:01.536		72.07	10.802	14:10:50.353
2 -	35.850	51.388	26.814	1:54.052		76.80	3.318	14:12:44.405
3 -	34.777	50.704	26.841	1:52.322	**(2)**	77.98	1.588	14:14:36.727
4 -	***34.739***	50.954	26.870	1:52.563	**(3)**	77.82	1.829	14:16:29.290
5 -	34.751	49.921	***26.062***	***1:50.734***	**(1)**	***79.10***		***14:18:20.024***

P32 125 Paul WILSON Suzuki -

IDEAL LAP TIME : 1:51.391 BEST LAP TIME : 1:51.806 DIFFERENCE : 0.415

LAP	SECTOR 1	SECTOR 2	SECTOR 3	LAP TIME		MPH	DIFF	TIME OF DAY
1 -		49.835	26.669	2:01.069		72.35	9.263	14:10:49.886
2 -	35.891	***49.532***	26.383	***1:51.806***	**(1)**	***78.34***		***14:12:41.692***
3 -	***35.637***	50.305	26.806	1:52.748	**(3)**	77.69	0.942	14:14:34.440
4 -	35.842	50.862	26.675	1:53.379		77.26	1.573	14:16:27.819

Brands Hatch GP
Circuit Length = 2.4332 miles
Start: 14:08 Flag 14:17 End: 14:18

Weather / Track : Cloudy / Dry

BMCRC - MRO Championships 2016 - Rnd 8 @ Brands Hatch GP

MRO Minitwins

RACE 5 - SECTOR ANALYSIS

SECTOR 1 = FL to I1, SECTOR 2 = I1 to I2, SECTOR 3 = I2 to FL, DIFF = Difference To Personal Best Lap

5 -	35.799	50.516	***26.222***	1:52.537	**(2)**	77.83	0.731	14:18:20.356

P33 66 Mark SMITH Suzuki - Nick&Brian Scott fisheries

IDEAL LAP TIME : 1:51.316 BEST LAP TIME : 1:51.538 DIFFERENCE : 0.222

LAP	SECTOR 1	SECTOR 2	SECTOR 3	LAP TIME		MPH	DIFF	TIME OF DAY
1 -		50.763	26.279	2:02.687		71.39	11.149	14:10:51.504
2 -	***35.300***	***50.165***	26.073	***1:51.538***	**(1)**	***78.53***		***14:12:43.042***
3 -	35.407	50.399	26.194	1:52.000	**(2)**	78.21	0.462	14:14:35.042
4 -	35.753	51.463	26.109	1:53.325		77.29	1.787	14:16:28.367
5 -	35.925	50.323	***25.851***	1:52.099	**(3)**	78.14	0.561	14:18:20.466

P34 221 Simon FINCH Suzuki - The Bayard Partnership, ASK Plumbing & Heating

IDEAL LAP TIME : 1:51.262 BEST LAP TIME : 1:51.301 DIFFERENCE : 0.039

LAP	SECTOR 1	SECTOR 2	SECTOR 3	LAP TIME		MPH	DIFF	TIME OF DAY
1 -		49.895	***26.088***	1:59.855		73.08	8.554	14:10:48.672
2 -	***35.401***	***49.773***	26.127	***1:51.301***	**(1)**	***78.70***		***14:12:39.973***
3 -	35.624	53.855	27.007	1:56.486		75.20	5.185	14:14:36.459
4 -	36.044	50.325	26.159	1:52.528	**(3)**	77.84	1.227	14:16:28.987
5 -	35.975	49.886	26.156	1:52.017	**(2)**	78.20	0.716	14:18:21.004

P35 39 Ian SLAUGHTER Suzuki -

IDEAL LAP TIME : BEST LAP TIME : 1:48.327 DIFFERENCE :

LAP	SECTOR 1	SECTOR 2	SECTOR 3	LAP TIME		MPH	DIFF	TIME OF DAY
1 -				2:01.180		72.28	12.853	14:10:49.997
2 -				1:50.202	**(2)**	79.48	1.875	14:12:40.199
3 -				2:04.332		70.45	16.005	14:14:44.531
4 -				1:50.605	**(3)**	79.19	2.278	14:16:35.136
5 -				***1:48.327***	**(1)**	***80.86***		***14:18:23.463***

P36 31 Kelvin EVENDEN Suzuki - Glosrose Group

IDEAL LAP TIME : 1:57.655 BEST LAP TIME : 1:58.072 DIFFERENCE : 0.417

LAP	SECTOR 1	SECTOR 2	SECTOR 3	LAP TIME		MPH	DIFF	TIME OF DAY
1 -		***52.730***	28.178	2:06.926		69.01	8.854	14:10:55.743
2 -	37.064	52.862	28.195	1:58.121	**(2)**	74.15	0.049	14:12:53.864
3 -	37.122	53.768	28.067	1:58.957	**(3)**	73.63	0.885	14:14:52.821
4 -	***36.914***	53.147	***28.011***	***1:58.072***	**(1)**	***74.19***		***14:16:50.893***
5 -	37.043	53.783	28.313	1:59.139		73.52	1.067	14:18:50.032

Weather / Track : Cloudy / Dry

Brands Hatch GP
Circuit Length = 2.4332 miles
Start: 14:08 Flag 14:17 End: 14:18

BMCRC - MRO Championships 2016 - Rnd 8 @ Brands Hatch GP

MRO Minitwins

RACE 5 - BEST SECTORS

	SECTOR 1			SECTOR 2			SECTOR 3			IDEAL / BEST COMPARISON					
POS	NO	NAME	TIME	NO	NAME	TIME	NO	NAME	TIME	POS	NO	NAME	IDEAL	BEST	DIFF
												PERFECT LAP	1:38.045		
1	26	DAVIES	30.795	4	POVAH	44.063	7	HICKLING	23.187	1	4	POVAH	1:38.175	1:38.543	0.368
2	124	BUTLER	30.862	7	HICKLING	44.105	4	POVAH	23.213	2	7	HICKLING	1:38.413	1:38.566	0.153
3	4	POVAH	30.899	118	PLUMMER	44.140	118	PLUMMER	23.264	3	26	DAVIES	1:38.428	1:38.525	0.097
4	111	FOLKES	30.900	26	DAVIES	44.183	124	BUTLER	23.394	4	118	PLUMMER	1:38.690	1:38.690	0.000
5	7	HICKLING	31.121	111	FOLKES	44.470	26	DAVIES	23.450	5	124	BUTLER	1:38.782	1:38.782	0.000
6	118	PLUMMER	31.286	124	BUTLER	44.526	111	FOLKES	23.486	6	111	FOLKES	1:38.856	1:39.137	0.281
7	68	EUSTACE	31.360	35	WALSH	44.886	35	WALSH	23.561	7	35	WALSH	1:40.103	1:40.217	0.114
8	86	WITHERINGTON	31.360	199	COLLINS	45.135	86	WITHERINGTON	23.575	8	86	WITHERINGTON	1:40.199	1:40.439	0.240
9	61	YATES	31.609	68	EUSTACE	45.195	68	EUSTACE	23.726	9	68	EUSTACE	1:40.281	1:40.512	0.231
10	35	WALSH	31.656	86	WITHERINGTON	45.264	199	COLLINS	23.798	10	199	COLLINS	1:40.684	1:40.702	0.018
11	199	COLLINS	31.751	54	JAMISON	45.805	61	YATES	23.933	11	61	YATES	1:41.426	1:41.705	0.279
12	54	JAMISON	32.258	61	YATES	45.884	97	PACKHAM	24.088	12	54	JAMISON	1:42.436	1:42.483	0.047
13	97	PACKHAM	32.511	19	LILLEY	45.902	5	MANTELL	24.118	13	5	MANTELL	1:42.627	1:43.012	0.385
14	5	MANTELL	32.588	22	DOWDS	45.906	93	WALLIS	24.206	14	97	PACKHAM	1:42.962	1:43.437	0.475
15	19	LILLEY	32.640	5	MANTELL	45.921	54	JAMISON	24.373	15	19	LILLEY	1:42.964	1:43.385	0.421
16	140	SALES	32.743	93	WALLIS	46.258	140	SALES	24.381	16	22	DOWDS	1:43.175	1:43.371	0.196
17	93	WALLIS	32.776	97	PACKHAM	46.363	19	LILLEY	24.422	17	93	WALLIS	1:43.240	1:43.461	0.221
18	22	DOWDS	32.796	147	WATSON	46.783	22	DOWDS	24.473	18	140	SALES	1:44.090	1:44.632	0.542
19	444	WILLIAMS	32.922	140	SALES	46.966	21	MITCHELL	24.720	19	147	WATSON	1:44.623	1:44.991	0.368
20	147	WATSON	33.076	21	MITCHELL	47.172	147	WATSON	24.764	20	21	MITCHELL	1:45.521	1:45.802	0.281
21	75	SMITH	33.106	28	VEASEY	47.599	444	WILLIAMS	24.775	21	75	SMITH	1:45.625	1:46.342	0.717
22	21	MITCHELL	33.629	75	SMITH	47.624	75	SMITH	24.895	22	444	WILLIAMS	1:45.656	1:46.162	0.506
23	28	VEASEY	33.636	444	WILLIAMS	47.959	28	VEASEY	24.924	23	28	VEASEY	1:46.159	1:46.740	0.581
24	9	LEWIN	33.888	48	WALLIS	47.979	48	WALLIS	24.966	24	9	LEWIN	1:46.912	1:47.284	0.372
25	37	WILSON	34.200	9	LEWIN	47.998	9	LEWIN	25.026	25	48	WALLIS	1:47.173	1:47.662	0.489
26	48	WALLIS	34.228	37	WILSON	48.206	37	WILSON	25.117	26	37	WILSON	1:47.523	1:47.570	0.047
27	84	BRANCO	34.507	67	DEVALL	48.561	32	THAY	25.316	27	67	DEVALL	1:48.647	1:48.969	0.322
28	67	DEVALL	34.648	84	BRANCO	48.747	84	BRANCO	25.407	28	84	BRANCO	1:48.661	1:49.032	0.371
29	55	COPLEY	34.739	125	WILSON	49.532	67	DEVALL	25.438	29	32	THAY	1:49.738	1:49.782	0.044
30	32	THAY	34.791	32	THAY	49.631	25	DAY	25.788	30	55	COPLEY	1:50.516	1:50.734	0.218
31	66	SMITH	35.300	55	COPLEY	49.715	66	SMITH	25.851	31	25	DAY	1:50.909	1:51.305	0.396
32	25	DAY	35.380	25	DAY	49.741	55	COPLEY	26.062	32	221	FINCH	1:51.262	1:51.301	0.039
33	221	FINCH	35.401	221	FINCH	49.773	221	FINCH	26.088	33	66	SMITH	1:51.316	1:51.538	0.222
34	125	WILSON	35.637	66	SMITH	50.165	125	WILSON	26.222	34	125	WILSON	1:51.391	1:51.806	0.415
35	31	EVENDEN	36.914	31	EVENDEN	52.730	31	EVENDEN	28.011	35	31	EVENDEN	1:57.655	1:58.072	0.417
36										36	39	SLAUGHTER		1:48.327	

Weather / Track : Cloudy / Dry

Brands Hatch GP
Circuit Length = 2.4332 miles
Start: 14:08 Flag 14:17 End: 14:18

Results can be found at www.tsl-timing.com

Printed - 14:20 Saturday, 20 August 2016

BMCRC - MRO Championships 2016 - Rnd 8 @ Brands Hatch GP

MRO Minitwins

RACE 16 - CLASSIFICATION

POS	NO	NAME	ENTRY	LAPS	TIME	GAP	DIFF	MPH	BEST	ON
1	26	Glynn DAVIES	Suzuki -	5	8:20.488			87.51	1:38.785	3
2	7	Richard HICKLING	Suzuki - Think Cars / Rising Damp	5	8:20.531	0.043	0.043	87.50	1:38.776	3
3	124	Kurtis BUTLER	Suzuki - PGVM / 3vk	5	8:20.645	0.157	0.114	87.48	1:38.651	4
4	4	Jake POVAH	Suzuki - www.78plate.com	5	8:20.750	0.262	0.105	87.46	1:38.802	4
5	111	Ryan FOLKES	Suzuki - Carl Harrison Motorcyle Services	5	8:20.896	0.408	0.146	87.44	1:38.385	4
6	118	James PLUMMER	Suzuki -	5	8:21.066	0.578	0.170	87.41	1:38.365	4
7	35	Tyler WALSH	Suzuki - GBR Powerlines	5	8:25.331	4.843	4.265	86.67	1:39.544	5
8	68	Thomas EUSTACE	Suzuki - More moto/sublime designs	5	8:25.615	5.127	0.284	86.62	1:39.149	5
9	61	Michael YATES	Suzuki -	5	8:30.582	10.094	4.967	85.78	1:40.224	2
10	86	Paul WITHERINGTON	Suzuki - P&R plumbing	5	8:35.377	14.889	4.795	84.98	1:40.656	2
11	199	Lloyd COLLINS	Suzuki - Warren Drives	5	8:36.888	16.400	1.511	84.73	1:41.599	2
12	5	Barry MANTELL	Suzuki - Swedish car connection	5	8:36.958	16.470	0.070	84.72	1:41.603	2
13	93	Jack WALLIS	Suzuki - Grumpdad and Watling Tyres	5	8:47.826	27.338	10.868	82.98	1:43.310	5
14	97	Jake PACKHAM	Suzuki -	5	8:47.945	27.457	0.119	82.96	1:43.485	5
15	22	Darren DOWDS	Suzuki - sublime designs racing	5	8:47.968	27.480	0.023	82.95	1:42.765	5
16	19	Kevin LILLEY	Suzuki - Vanson Leathers	5	8:48.345	27.857	0.377	82.89	1:43.451	5
17	54	Adam JAMISON	Suzuki - AJ Racing	5	8:48.791	28.303	0.446	82.82	1:43.410	5
18	140	Daniel SALES	Suzuki -	5	8:49.621	29.133	0.830	82.69	1:43.792	3
19	147	Thomas WATSON	Suzuki - Motorsportdays.com TEA Time Racing	5	8:53.423	32.935	3.802	82.10	1:44.672	3
20	444	Mark WILLIAMS	Suzuki - F.C.L MOTORCYCLES	5	8:53.545	33.057	0.122	82.09	1:43.859	5
21	21	Carl MITCHELL	Suzuki - HB REAVIS Real Estate	5	8:56.021	35.533	2.476	81.71	1:44.873	5
22	9	Vincent LEWIN	Suzuki - foreverlivingthatcham.co.uk	5	8:56.133	35.645	0.112	81.69	1:44.753	5
23	75	Patrick SMITH	Suzuki -	5	8:56.687	36.199	0.554	81.61	1:44.993	5
24	48	Shaun WALLIS	Suzuki - Watling Tyres	5	8:59.467	38.979	2.780	81.18	1:44.788	5
25	28	Dominic VEASEY	Suzuki -	5	9:00.786	40.298	1.319	80.99	1:45.962	3
26	87	Tristan REVELL	Suzuki - Bears repairs	5	9:01.185	40.697	0.399	80.93	1:45.780	5
27	37	Stephen WILSON	Suzuki -	5	9:09.646	49.158	8.461	79.68	1:47.143	5
28	32	Chris THAY	Suzuki - Scell-it uk	5	9:09.728	49.240	0.082	79.67	1:47.085	5
29	84	Ricardo BRANCO	Suzuki -	5	9:20.475	59.987	10.747	78.14	1:50.122	3
30	67	Mike DEVALL	Suzuki -	5	9:21.077	1:00.589	0.602	78.06	1:50.067	3
31	39	Ian SLAUGHTER	Suzuki -	5	9:21.231	1:00.743	0.154	78.04	1:45.795	5
32	221	Simon FINCH	Suzuki - The Bayard Partnership, ASK Plumbing &	5	9:26.141	1:05.653	4.910	77.36	1:50.112	4
33	66	Mark SMITH	Suzuki - Nick&Brian Scott fisheries	5	9:32.056	1:11.568	5.915	76.56	1:51.246	4
34	125	Paul WILSON	Suzuki -	5	9:32.307	1:11.819	0.251	76.53	1:51.816	5
35	25	Harrison DAY	Suzuki -	5	9:32.720	1:12.232	0.413	76.47	1:50.965	4
36	55	Michael COPLEY	Suzuki - Jayne copley	5	9:34.362	1:13.874	1.642	76.25	1:52.220	4
37	31	Kelvin EVENDEN	Suzuki - Glosrose Group	5	9:55.347	1:34.859	20.985	73.56	1:56.156	3

FASTEST LAP

118	James PLUMMER	Suzuki -	4	1:38.365	89.05 mph	143.31 kph

90% of Race Speed = 78.75 mph

Brands Hatch GP
Circuit Length = 2.4332 miles
Start: 17:42 Flag 17:50 End: 17:52

Weather / Track : Cloudy / Dry
These results are provisional until the conclusion of any judicial and technical matters.

Clerk Of Course :		Timekeeper :

Results can be found at www.tsl-timing.com

Printed - 17:53 Saturday, 20 August 2016

BMCRC - MRO Championships 2016 - Rnd 8 @ Brands Hatch GP

MRO Minitwins

RACE 16 - LAP CHART

LAP 1 @ 17:44:02.943

NO	BEHIND	LAP TIME
7		1:44.390
26	0.013	1:44.403
124	0.066	1:44.456
4	0.388	1:44.778
111	0.709	1:45.099
118	0.828	1:45.218
35	1.877	1:46.267
68	2.016	1:46.406
61	2.431	1:46.821
86	2.584	1:46.974
199	4.068	1:48.458
5	4.409	1:48.799
54	5.571	1:49.961
93	6.795	1:51.185
22	6.936	1:51.326
19	7.012	1:51.402
147	7.631	1:52.021
97	7.653	1:52.043
140	8.134	1:52.524
21	8.845	1:53.235
444	8.992	1:53.382
75	9.377	1:53.767
28	9.880	1:54.270
9	10.042	1:54.432
48	11.847	1:56.237
87	12.266	1:56.656
84	12.335	1:56.725
37	12.689	1:57.079
67	13.500	1:57.890
32	13.537	1:57.927
125	16.873	2:01.263
25	17.027	2:01.417
221	17.333	2:01.723
39	17.391	2:01.781
66	17.604	2:01.994
55	18.266	2:02.656
31	21.415	2:05.805

LAP 2 @ 17:45:41.960

NO	BEHIND	LAP TIME
7		1:39.017
124	0.013	1:38.964
26	0.053	1:39.057
4	0.599	1:39.228
111	1.136	1:39.444
118	1.152	1:39.341
35	2.814	1:39.954
68	3.034	1:40.035
61	3.638	1:40.224
86	4.223	1:40.656
199	6.650	1:41.599
5	6.995	1:41.603
54	10.598	1:44.044
93	12.180	1:44.402
19	12.401	1:44.406
97	12.467	1:43.831
22	12.800	1:44.881
140	14.056	1:44.939
147	14.178	1:45.564
21	15.676	1:45.848
75	16.130	1:45.770
444	16.186	1:46.211
9	17.396	1:46.371
28	17.454	1:46.591
87	19.167	1:45.918
48	19.521	1:46.691
32	23.302	1:48.782
84	23.566	1:50.248
37	23.820	1:50.148
67	24.648	1:50.165
125	30.834	1:52.978
221	30.989	1:52.673
39	31.156	1:52.782
25	31.581	1:53.571
55	31.613	1:52.364
66	32.325	1:53.738
31	39.461	1:57.063

LAP 3 @ 17:47:20.736

NO	BEHIND	LAP TIME
7		1:38.776
26	0.062	1:38.785
124	0.712	1:39.475
4	0.804	1:38.981
111	1.513	1:39.153
118	1.547	1:39.171
35	3.942	1:39.904
68	4.342	1:40.084
61	5.350	1:40.488
86	9.961	1:44.514
199	10.260	1:42.386
5	10.818	1:42.599
54	16.816	1:44.994
93	17.857	1:44.453
97	18.047	1:44.356
19	18.182	1:44.557
22	18.526	1:44.502
140	19.072	1:43.792
147	20.074	1:44.672
21	23.244	1:46.344
444	23.296	1:45.886
9	23.383	1:44.763
75	23.722	1:46.368
28	24.640	1:45.962
87	27.137	1:46.746
48	27.149	1:46.404
37	32.575	1:47.531
32	33.129	1:48.603
84	34.912	1:50.122
67	35.939	1:50.067
221	43.053	1:50.840
39	44.569	1:52.189
55	45.294	1:52.457
125	45.737	1:53.679
66	46.237	1:52.688
25	46.606	1:53.801
31	56.841	1:56.156

LAP 4 @ 17:48:59.870

NO	BEHIND	LAP TIME
26		1:39.072
7	0.142	1:39.276
124	0.229	1:38.651
4	0.472	1:38.802
111	0.764	1:38.385
118	0.778	1:38.365
35	4.470	1:39.662
68	5.149	1:39.941
61	7.383	1:41.167
86	12.441	1:41.614
199	13.081	1:41.955
5	13.647	1:41.963
97	23.143	1:44.230
93	23.199	1:44.476
19	23.577	1:44.529
22	23.886	1:44.494
54	24.064	1:46.382
140	24.214	1:44.276
147	26.208	1:45.268
444	28.369	1:44.207
21	29.831	1:45.721
9	30.063	1:45.814
75	30.377	1:45.789
28	31.896	1:46.390
48	33.362	1:45.347
87	34.088	1:46.085
37	41.186	1:47.745
32	41.326	1:47.331
84	47.240	1:51.462
67	47.640	1:50.835
221	54.031	1:50.112
39	54.119	1:48.684
66	58.349	1:51.246
55	58.380	1:52.220
25	58.437	1:50.965
125	59.174	1:52.571
31	1:14.865	1:57.158

LAP 5 @ 17:50:39.041

NO	BEHIND	LAP TIME
26		1:39.171
7	0.043	1:39.072
124	0.157	1:39.099
4	0.262	1:38.961
111	0.408	1:38.815
118	0.578	1:38.971
35	4.843	1:39.544
68	5.127	1:39.149
61	10.094	1:41.882
86	14.889	1:41.619
199	16.400	1:42.490
5	16.470	1:41.994
93	27.338	1:43.310
97	27.457	1:43.485
22	27.480	1:42.765
19	27.857	1:43.451
54	28.303	1:43.410
140	29.133	1:44.090
147	32.935	1:45.898
444	33.057	1:43.859
21	35.533	1:44.873
9	35.645	1:44.753
75	36.199	1:44.993
48	38.979	1:44.788
28	40.298	1:47.573
87	40.697	1:45.780
37	49.158	1:47.143
32	49.240	1:47.085
84	59.987	1:51.918
67	1:00.589	1:52.120
39	1:00.743	1:45.795
221	1:05.653	1:50.793
66	1:11.568	1:52.390
125	1:11.819	1:51.816
25	1:12.232	1:52.966
55	1:13.874	1:54.665
31	1:34.859	1:59.165

Weather / Track : Cloudy / Dry

Brands Hatch GP
Circuit Length = 2.4332 miles
Start: 17:42 Flag 17:50 End: 17:52

Results can be found at www.tsl-timing.com

Printed - 17:54 Saturday, 20 August 2016

BMCRC - MRO Championships 2016 - Rnd 8 @ Brands Hatch GP

MRO Minitwins

RACE 16 - SECTOR ANALYSIS

SECTOR 1 = FL to I1, SECTOR 2 = I1 to I2, SECTOR 3 = I2 to FL, DIFF = Difference To Personal Best Lap

P1 26 Glynn DAVIES Suzuki -

IDEAL LAP TIME : 1:38.708 BEST LAP TIME : 1:38.785 DIFFERENCE : 0.077

LAP	SECTOR 1	SECTOR 2	SECTOR 3	LAP TIME	MPH	DIFF	TIME OF DAY
1 -		44.917	23.829	1:44.403	83.90	5.618	17:44:02.956
2 -	31.193	***44.165***	23.699	1:39.057 **(2)**	88.43	0.272	17:45:42.013
3 -	***31.003***	44.242	***23.540***	***1:38.785*** **(1)**	***88.67***		***17:47:20.798***
4 -	31.165	44.185	23.722	1:39.072 **(3)**	88.41	0.287	17:48:59.870
5 -	31.122	44.370	23.679	1:39.171	88.33	0.386	17:50:39.041

P2 7 Richard HICKLING Suzuki - Think Cars / Rising Damp

IDEAL LAP TIME : 1:38.288 BEST LAP TIME : 1:38.776 DIFFERENCE : 0.488

LAP	SECTOR 1	SECTOR 2	SECTOR 3	LAP TIME	MPH	DIFF	TIME OF DAY
1 -		44.782	23.453	1:44.390	83.91	5.614	17:44:02.943
2 -	31.846	***43.873***	***23.298***	1:39.017 **(2)**	88.46	0.241	17:45:41.960
3 -	31.395	44.058	23.323	***1:38.776*** **(1)**	***88.68***		***17:47:20.736***
4 -	31.550	44.271	23.455	1:39.276	88.23	0.500	17:49:00.012
5 -	***31.117***	44.414	23.541	1:39.072 **(3)**	88.41	0.296	17:50:39.084

P3 124 Kurtis BUTLER Suzuki - PGVM / 3vk

IDEAL LAP TIME : 1:38.577 BEST LAP TIME : 1:38.651 DIFFERENCE : 0.074

LAP	SECTOR 1	SECTOR 2	SECTOR 3	LAP TIME	MPH	DIFF	TIME OF DAY
1 -		44.845	23.876	1:44.456	83.86	5.805	17:44:03.009
2 -	***30.914***	44.187	23.863	1:38.964 **(2)**	88.51	0.313	17:45:41.973
3 -	31.322	44.541	***23.612***	1:39.475	88.06	0.824	17:47:21.448
4 -	30.942	***44.051***	23.658	***1:38.651*** **(1)**	***88.79***		***17:49:00.099***
5 -	30.921	44.290	23.888	1:39.099 **(3)**	88.39	0.448	17:50:39.198

P4 4 Jake POVAH Suzuki - www.78plate.com

IDEAL LAP TIME : 1:38.777 BEST LAP TIME : 1:38.802 DIFFERENCE : 0.025

LAP	SECTOR 1	SECTOR 2	SECTOR 3	LAP TIME	MPH	DIFF	TIME OF DAY
1 -		45.098	23.718	1:44.778	83.60	5.976	17:44:03.331
2 -	31.475	44.224	23.529	1:39.228	88.27	0.426	17:45:42.559
3 -	31.205	44.332	23.444	1:38.981 **(3)**	88.50	0.179	17:47:21.540
4 -	31.212	44.175	***23.415***	***1:38.802*** **(1)**	***88.66***		***17:49:00.342***
5 -	***31.192***	***44.170***	23.599	1:38.961 **(2)**	88.51	0.159	17:50:39.303

P5 111 Ryan FOLKES Suzuki - Carl Harrison Motorcyle Services

IDEAL LAP TIME : 1:38.385 BEST LAP TIME : 1:38.385 DIFFERENCE : 0.000

LAP	SECTOR 1	SECTOR 2	SECTOR 3	LAP TIME	MPH	DIFF	TIME OF DAY
1 -		44.909	23.524	1:45.099	83.34	6.714	17:44:03.652
2 -	31.608	44.447	23.389	1:39.444	88.08	1.059	17:45:43.096
3 -	31.418	44.333	23.402	1:39.153 **(3)**	88.34	0.768	17:47:22.249
4 -	***31.091***	***44.074***	***23.220***	***1:38.385*** **(1)**	***89.03***		***17:49:00.634***
5 -	31.172	44.283	23.360	1:38.815 **(2)**	88.64	0.430	17:50:39.449

P6 118 James PLUMMER Suzuki -

IDEAL LAP TIME : 1:38.365 BEST LAP TIME : 1:38.365 DIFFERENCE : 0.000

LAP	SECTOR 1	SECTOR 2	SECTOR 3	LAP TIME	MPH	DIFF	TIME OF DAY
1 -		44.931	23.426	1:45.218	83.25	6.853	17:44:03.771
2 -	31.586	44.469	23.286	1:39.341	88.17	0.976	17:45:43.112
3 -	31.566	44.296	23.309	1:39.171 **(3)**	88.33	0.806	17:47:22.283
4 -	***31.181***	***44.100***	***23.084***	***1:38.365*** **(1)**	***89.05***		***17:49:00.648***
5 -	31.243	44.385	23.343	1:38.971 **(2)**	88.50	0.606	17:50:39.619

P7 35 Tyler WALSH Suzuki - GBR Powerlines

IDEAL LAP TIME : 1:39.402 BEST LAP TIME : 1:39.544 DIFFERENCE : 0.142

LAP	SECTOR 1	SECTOR 2	SECTOR 3	LAP TIME	MPH	DIFF	TIME OF DAY

Weather / Track : Cloudy / Dry

Brands Hatch GP
Circuit Length = 2.4332 miles
Start: 17:42 Flag 17:50 End: 17:52

BMCRC - MRO Championships 2016 - Rnd 8 @ Brands Hatch GP

MRO Minitwins

RACE 16 - SECTOR ANALYSIS

SECTOR 1 = FL to I1, SECTOR 2 = I1 to I2, SECTOR 3 = I2 to FL, DIFF = Difference To Personal Best Lap

1 -		45.192	23.721	1:46.267	82.43	6.723	17:44:04.820
2 -	32.021	***44.298***	23.635	1:39.954	87.63	0.410	17:45:44.774
3 -	31.787	44.421	23.696	1:39.904 **(3)**	87.68	0.360	17:47:24.678
4 -	31.609	44.538	***23.515***	1:39.662 **(2)**	87.89	0.118	17:49:04.340
5 -	***31.589***	44.398	23.557	***1:39.544*** **(1)**	***87.99***		***17:50:43.884***

P8 68 Thomas EUSTACE Suzuki - More moto/sublime designs

IDEAL LAP TIME : 1:39.149 BEST LAP TIME : 1:39.149 DIFFERENCE : 0.000

LAP	SECTOR 1	SECTOR 2	SECTOR 3	LAP TIME	MPH	DIFF	TIME OF DAY
1 -		45.232	24.056	1:46.406	82.32	7.257	17:44:04.959
2 -	31.773	44.617	23.645	1:40.035 **(3)**	87.56	0.886	17:45:44.994
3 -	31.542	44.931	23.611	1:40.084	87.52	0.935	17:47:25.078
4 -	31.165	45.043	23.733	1:39.941 **(2)**	87.65	0.792	17:49:05.019
5 -	***31.154***	***44.590***	***23.405***	***1:39.149*** **(1)**	***88.35***		***17:50:44.168***

P9 61 Michael YATES Suzuki -

IDEAL LAP TIME : 1:40.116 BEST LAP TIME : 1:40.224 DIFFERENCE : 0.108

LAP	SECTOR 1	SECTOR 2	SECTOR 3	LAP TIME	MPH	DIFF	TIME OF DAY
1 -		45.030	24.049	1:46.821	82.00	6.597	17:44:05.374
2 -	31.788	***44.806***	***23.630***	***1:40.224*** **(1)**	***87.40***		***17:45:45.598***
3 -	***31.680***	44.956	23.852	1:40.488 **(2)**	87.17	0.264	17:47:26.086
4 -	31.710	45.404	24.053	1:41.167 **(3)**	86.58	0.943	17:49:07.253
5 -	31.748	45.951	24.183	1:41.882	85.98	1.658	17:50:49.135

P10 86 Paul WITHERINGTON Suzuki - P&R plumbing

IDEAL LAP TIME : 1:40.149 BEST LAP TIME : 1:40.656 DIFFERENCE : 0.507

LAP	SECTOR 1	SECTOR 2	SECTOR 3	LAP TIME	MPH	DIFF	TIME OF DAY
1 -		45.269	***23.721***	1:46.974	81.88	6.318	17:44:05.527
2 -	32.003	***44.796***	23.857	***1:40.656*** **(1)**	***87.02***		***17:45:46.183***
3 -	***31.632***	48.674	24.208	1:44.514	83.81	3.858	17:47:30.697
4 -	31.882	45.712	24.020	1:41.614 **(2)**	86.20	0.958	17:49:12.311
5 -	31.905	45.578	24.136	1:41.619 **(3)**	86.20	0.963	17:50:53.930

P11 199 Lloyd COLLINS Suzuki - Warren Drives

IDEAL LAP TIME : 1:41.406 BEST LAP TIME : 1:41.599 DIFFERENCE : 0.193

LAP	SECTOR 1	SECTOR 2	SECTOR 3	LAP TIME	MPH	DIFF	TIME OF DAY
1 -		45.925	24.007	1:48.458	80.76	6.859	17:44:07.011
2 -	32.115	***45.460***	24.024	***1:41.599*** **(1)**	***86.21***		***17:45:48.610***
3 -	32.075	46.134	24.177	1:42.386 **(3)**	85.55	0.787	17:47:30.996
4 -	32.262	45.617	24.076	1:41.955 **(2)**	85.91	0.356	17:49:12.951
5 -	***31.966***	46.544	***23.980***	1:42.490	85.47	0.891	17:50:55.441

P12 5 Barry MANTELL Suzuki - Swedish car connection

IDEAL LAP TIME : 1:41.367 BEST LAP TIME : 1:41.603 DIFFERENCE : 0.236

LAP	SECTOR 1	SECTOR 2	SECTOR 3	LAP TIME	MPH	DIFF	TIME OF DAY
1 -		45.768	24.145	1:48.799	80.51	7.196	17:44:07.352
2 -	32.220	***45.235***	24.148	***1:41.603*** **(1)**	***86.21***		***17:45:48.955***
3 -	32.525	45.796	24.278	1:42.599	85.37	0.996	17:47:31.554
4 -	32.528	45.297	***24.138***	1:41.963 **(2)**	85.91	0.360	17:49:13.517
5 -	***31.994***	45.537	24.463	1:41.994 **(3)**	85.88	0.391	17:50:55.511

P13 93 Jack WALLIS Suzuki - Grumpdad and Watling Tyres

IDEAL LAP TIME : 1:43.310 BEST LAP TIME : 1:43.310 DIFFERENCE : 0.000

LAP	SECTOR 1	SECTOR 2	SECTOR 3	LAP TIME	MPH	DIFF	TIME OF DAY
1 -		46.739	24.938	1:51.185	78.78	7.875	17:44:09.738
2 -	33.371	46.346	24.685	1:44.402 **(2)**	83.90	1.092	17:45:54.140
3 -	33.050	46.734	24.669	1:44.453 **(3)**	83.86	1.143	17:47:38.593
4 -	32.928	46.618	24.930	1:44.476	83.84	1.166	17:49:23.069

Weather / Track : Cloudy / Dry

Brands Hatch GP
Circuit Length = 2.4332 miles
Start: 17:42 Flag 17:50 End: 17:52

BMCRC - MRO Championships 2016 - Rnd 8 @ Brands Hatch GP

MRO Minitwins

RACE 16 - SECTOR ANALYSIS

SECTOR 1 = FL to I1, SECTOR 2 = I1 to I2, SECTOR 3 = I2 to FL, DIFF = Difference To Personal Best Lap

5 -	***32.701***	***46.178***	***24.431***	***1:43.310***	**(1)**	***84.79***	***17:51:06.379***

P14 97 Jake PACKHAM — Suzuki -

IDEAL LAP TIME : 1:42.827 BEST LAP TIME : 1:43.485 DIFFERENCE : 0.658

LAP	SECTOR 1	SECTOR 2	SECTOR 3	LAP TIME		MPH	DIFF	TIME OF DAY
1 -		46.984	24.513	1:52.043		78.18	8.558	17:44:10.596
2 -	33.055	***46.154***	24.622	1:43.831	**(2)**	84.36	0.346	17:45:54.427
3 -	33.086	46.529	24.741	1:44.356		83.94	0.871	17:47:38.783
4 -	***32.478***	46.896	24.856	1:44.230	**(3)**	84.04	0.745	17:49:23.013
5 -	32.679	46.611	***24.195***	***1:43.485***	**(1)**	***84.64***		***17:51:06.498***

P15 22 Darren DOWDS — Suzuki - sublime designs racing

IDEAL LAP TIME : 1:42.765 BEST LAP TIME : 1:42.765 DIFFERENCE : 0.000

LAP	SECTOR 1	SECTOR 2	SECTOR 3	LAP TIME		MPH	DIFF	TIME OF DAY
1 -		47.172	24.779	1:51.326		78.68	8.561	17:44:09.879
2 -	33.748	46.820	24.313	1:44.881		83.52	2.116	17:45:54.760
3 -	33.458	46.388	24.656	1:44.502	**(3)**	83.82	1.737	17:47:39.262
4 -	32.902	46.923	24.669	1:44.494	**(2)**	83.83	1.729	17:49:23.756
5 -	***32.489***	***45.965***	***24.311***	***1:42.765***	**(1)**	***85.24***		***17:51:06.521***

P16 19 Kevin LILLEY — Suzuki - Vanson Leathers

IDEAL LAP TIME : 1:43.371 BEST LAP TIME : 1:43.451 DIFFERENCE : 0.080

LAP	SECTOR 1	SECTOR 2	SECTOR 3	LAP TIME		MPH	DIFF	TIME OF DAY
1 -		47.290	24.360	1:51.402		78.63	7.951	17:44:09.955
2 -	33.004	46.638	24.764	1:44.406	**(2)**	83.90	0.955	17:45:54.361
3 -	33.418	46.594	24.545	1:44.557		83.78	1.106	17:47:38.918
4 -	***32.905***	46.910	24.714	1:44.529	**(3)**	83.80	1.078	17:49:23.447
5 -	32.985	***46.135***	***24.331***	***1:43.451***	**(1)**	***84.67***		***17:51:06.898***

P17 54 Adam JAMISON — Suzuki - AJ Racing

IDEAL LAP TIME : 1:43.015 BEST LAP TIME : 1:43.410 DIFFERENCE : 0.395

LAP	SECTOR 1	SECTOR 2	SECTOR 3	LAP TIME		MPH	DIFF	TIME OF DAY
1 -		46.262	24.839	1:49.961		79.66	6.551	17:44:08.514
2 -	***32.519***	46.558	24.967	1:44.044	**(2)**	84.19	0.634	17:45:52.558
3 -	33.180	46.962	24.852	1:44.994	**(3)**	83.43	1.584	17:47:37.552
4 -	33.058	48.038	25.286	1:46.382		82.34	2.972	17:49:23.934
5 -	32.914	***45.977***	***24.519***	***1:43.410***	**(1)**	***84.70***		***17:51:07.344***

P18 140 Daniel SALES — Suzuki -

IDEAL LAP TIME : 1:43.213 BEST LAP TIME : 1:43.792 DIFFERENCE : 0.579

LAP	SECTOR 1	SECTOR 2	SECTOR 3	LAP TIME		MPH	DIFF	TIME OF DAY
1 -		47.503	24.742	1:52.524		77.84	8.732	17:44:11.077
2 -	33.013	47.359	24.567	1:44.939		83.47	1.147	17:45:56.016
3 -	***32.430***	***46.490***	24.872	***1:43.792***	**(1)**	***84.39***		***17:47:39.808***
4 -	32.552	47.020	24.704	1:44.276	**(3)**	84.00	0.484	17:49:24.084
5 -	32.986	46.811	***24.293***	1:44.090	**(2)**	84.15	0.298	17:51:08.174

P19 147 Thomas WATSON — Suzuki - Motorsportdays.com TEA Time Racing

IDEAL LAP TIME : 1:44.612 BEST LAP TIME : 1:44.672 DIFFERENCE : 0.060

LAP	SECTOR 1	SECTOR 2	SECTOR 3	LAP TIME		MPH	DIFF	TIME OF DAY
1 -		47.279	24.781	1:52.021		78.19	7.349	17:44:10.574
2 -	33.377	47.205	24.982	1:45.564	**(3)**	82.98	0.892	17:45:56.138
3 -	***33.153***	46.768	***24.751***	***1:44.672***	**(1)**	***83.68***		***17:47:40.810***
4 -	33.423	***46.708***	25.137	1:45.268	**(2)**	83.21	0.596	17:49:26.078
5 -	33.725	47.218	24.955	1:45.898		82.71	1.226	17:51:11.976

Weather / Track : Cloudy / Dry

Brands Hatch GP
Circuit Length = 2.4332 miles
Start: 17:42 Flag 17:50 End: 17:52

BMCRC - MRO Championships 2016 - Rnd 8 @ Brands Hatch GP

MRO Minitwins

RACE 16 - SECTOR ANALYSIS

SECTOR 1 = FL to I1, SECTOR 2 = I1 to I2, SECTOR 3 = I2 to FL, DIFF = Difference To Personal Best Lap

P20 444 Mark WILLIAMS Suzuki - F.C.L MOTORCYCLES

IDEAL LAP TIME : 1:43.693 BEST LAP TIME : 1:43.859 DIFFERENCE : 0.166

LAP	SECTOR 1	SECTOR 2	SECTOR 3	LAP TIME	MPH	DIFF	TIME OF DAY
1 -		47.089	25.022	1:53.382	77.25	9.523	17:44:11.935
2 -	33.985	47.416	24.810	1:46.211	82.47	2.352	17:45:58.146
3 -	33.895	47.219	24.772	1:45.886 (3)	82.72	2.027	17:47:44.032
4 -	33.176	46.331	***24.700***	1:44.207 (2)	84.06	0.348	17:49:28.239
5 -	***32.705***	***46.288***	24.866	***1:43.859*** (1)	***84.34***		***17:51:12.098***

P21 21 Carl MITCHELL Suzuki - HB REAVIS Real Estate

IDEAL LAP TIME : 1:44.873 BEST LAP TIME : 1:44.873 DIFFERENCE : 0.000

LAP	SECTOR 1	SECTOR 2	SECTOR 3	LAP TIME	MPH	DIFF	TIME OF DAY
1 -		47.385	25.141	1:53.235	77.35	8.362	17:44:11.788
2 -	33.750	47.092	25.006	1:45.848 (3)	82.75	0.975	17:45:57.636
3 -	34.255	47.213	24.876	1:46.344	82.37	1.471	17:47:43.980
4 -	34.091	46.867	24.763	1:45.721 (2)	82.85	0.848	17:49:29.701
5 -	***33.628***	***46.610***	***24.635***	***1:44.873*** (1)	***83.52***		***17:51:14.574***

P22 9 Vincent LEWIN Suzuki - foreverlivingthatcham.co.uk

IDEAL LAP TIME : 1:44.145 BEST LAP TIME : 1:44.753 DIFFERENCE : 0.608

LAP	SECTOR 1	SECTOR 2	SECTOR 3	LAP TIME	MPH	DIFF	TIME OF DAY
1 -		47.334	24.881	1:54.432	76.55	9.679	17:44:12.985
2 -	33.900	47.539	24.932	1:46.371	82.35	1.618	17:45:59.356
3 -	***33.172***	47.044	24.547	1:44.763 (2)	83.61	0.010	17:47:44.119
4 -	34.036	46.990	24.788	1:45.814 (3)	82.78	1.061	17:49:29.933
5 -	33.780	***46.482***	***24.491***	***1:44.753*** (1)	***83.62***		***17:51:14.686***

P23 75 Patrick SMITH Suzuki -

IDEAL LAP TIME : 1:44.656 BEST LAP TIME : 1:44.993 DIFFERENCE : 0.337

LAP	SECTOR 1	SECTOR 2	SECTOR 3	LAP TIME	MPH	DIFF	TIME OF DAY
1 -		47.451	25.253	1:53.767	76.99	8.774	17:44:12.320
2 -	***33.493***	47.133	25.144	1:45.770 (2)	82.81	0.777	17:45:58.090
3 -	34.477	47.276	24.615	1:46.368	82.35	1.375	17:47:44.458
4 -	33.900	47.027	24.862	1:45.789 (3)	82.80	0.796	17:49:30.247
5 -	33.830	***46.574***	***24.589***	***1:44.993*** (1)	***83.43***		***17:51:15.240***

P24 48 Shaun WALLIS Suzuki - Watling Tyres

IDEAL LAP TIME : 1:44.768 BEST LAP TIME : 1:44.788 DIFFERENCE : 0.020

LAP	SECTOR 1	SECTOR 2	SECTOR 3	LAP TIME	MPH	DIFF	TIME OF DAY
1 -		48.642	25.234	1:56.237	75.36	11.449	17:44:14.790
2 -	33.981	47.769	***24.941***	1:46.691	82.10	1.903	17:46:01.481
3 -	33.750	47.660	24.994	1:46.404 (3)	82.32	1.616	17:47:47.885
4 -	33.171	46.987	25.189	1:45.347 (2)	83.15	0.559	17:49:33.232
5 -	***33.099***	***46.728***	24.961	***1:44.788*** (1)	***83.59***		***17:51:18.020***

P25 28 Dominic VEASEY Suzuki -

IDEAL LAP TIME : 1:45.695 BEST LAP TIME : 1:45.962 DIFFERENCE : 0.267

LAP	SECTOR 1	SECTOR 2	SECTOR 3	LAP TIME	MPH	DIFF	TIME OF DAY
1 -		47.599	***24.990***	1:54.270	76.65	8.308	17:44:12.823
2 -	33.696	47.641	25.254	1:46.591 (3)	82.18	0.629	17:45:59.414
3 -	33.768	***47.160***	25.034	***1:45.962*** (1)	***82.66***		***17:47:45.376***
4 -	***33.545***	47.485	25.360	1:46.390 (2)	82.33	0.428	17:49:31.766
5 -	33.723	48.245	25.605	1:47.573	81.43	1.611	17:51:19.339

P26 87 Tristan REVELL Suzuki - Bears repairs

IDEAL LAP TIME : 1:45.555 BEST LAP TIME : 1:45.780 DIFFERENCE : 0.225

LAP	SECTOR 1	SECTOR 2	SECTOR 3	LAP TIME	MPH	DIFF	TIME OF DAY

Weather / Track : Cloudy / Dry

Brands Hatch GP
Circuit Length = 2.4332 miles
Start: 17:42 Flag 17:50 End: 17:52

BMCRC - MRO Championships 2016 - Rnd 8 @ Brands Hatch GP

MRO Minitwins

RACE 16 - SECTOR ANALYSIS

SECTOR 1 = FL to I1, SECTOR 2 = I1 to I2, SECTOR 3 = I2 to FL, DIFF = Difference To Personal Best Lap

1 -		48.158	25.423	1:56.656	75.09	10.876	17:44:15.209
2 -	33.849	***47.114***	24.955	1:45.918 **(2)**	82.70	0.138	17:46:01.127
3 -	33.938	47.651	25.157	1:46.746	82.06	0.966	17:47:47.873
4 -	33.607	47.291	25.187	1:46.085 **(3)**	82.57	0.305	17:49:33.958
5 -	***33.518***	47.339	***24.923***	***1:45.780*** **(1)**	***82.81***		***17:51:19.738***

P27 37 Stephen WILSON Suzuki -

IDEAL LAP TIME : 1:46.692 BEST LAP TIME : 1:47.143 DIFFERENCE : 0.451

LAP	SECTOR 1	SECTOR 2	SECTOR 3	LAP TIME	MPH	DIFF	TIME OF DAY
1 -		49.409	***24.997***	1:57.079	74.81	9.936	17:44:15.632
2 -	34.635	50.140	25.373	1:50.148	79.52	3.005	17:46:05.780
3 -	34.287	47.977	25.267	1:47.531 **(2)**	81.46	0.388	17:47:53.311
4 -	34.298	48.206	25.241	1:47.745 **(3)**	81.30	0.602	17:49:41.056
5 -	***33.828***	***47.867***	25.448	***1:47.143*** **(1)**	***81.75***		***17:51:28.199***

P28 32 Chris THAY Suzuki - Scell-it uk

IDEAL LAP TIME : 1:46.722 BEST LAP TIME : 1:47.085 DIFFERENCE : 0.363

LAP	SECTOR 1	SECTOR 2	SECTOR 3	LAP TIME	MPH	DIFF	TIME OF DAY
1 -		49.398	24.924	1:57.927	74.28	10.842	17:44:16.480
2 -	33.981	49.673	25.128	1:48.782	80.52	1.697	17:46:05.262
3 -	34.281	49.307	25.015	1:48.603 **(3)**	80.65	1.518	17:47:53.865
4 -	34.042	48.642	***24.647***	1:47.331 **(2)**	81.61	0.246	17:49:41.196
5 -	***33.869***	***48.206***	25.010	***1:47.085*** **(1)**	***81.80***		***17:51:28.281***

P29 84 Ricardo BRANCO Suzuki -

IDEAL LAP TIME : 1:49.147 BEST LAP TIME : 1:50.122 DIFFERENCE : 0.975

LAP	SECTOR 1	SECTOR 2	SECTOR 3	LAP TIME	MPH	DIFF	TIME OF DAY
1 -		49.363	***25.183***	1:56.725	75.04	6.603	17:44:15.278
2 -	***34.884***	49.593	25.771	1:50.248 **(2)**	79.45	0.126	17:46:05.526
3 -	35.300	***49.080***	25.742	***1:50.122*** **(1)**	***79.54***		***17:47:55.648***
4 -	35.689	49.695	26.078	1:51.462 **(3)**	78.59	1.340	17:49:47.110
5 -	35.065	50.795	26.058	1:51.918	78.27	1.796	17:51:39.028

P30 67 Mike DEVALL Suzuki -

IDEAL LAP TIME : 1:49.347 BEST LAP TIME : 1:50.067 DIFFERENCE : 0.720

LAP	SECTOR 1	SECTOR 2	SECTOR 3	LAP TIME	MPH	DIFF	TIME OF DAY
1 -		***49.039***	***25.436***	1:57.890	74.30	7.823	17:44:16.443
2 -	35.162	49.147	25.856	1:50.165 **(2)**	79.51	0.098	17:46:06.608
3 -	***34.872***	49.370	25.825	***1:50.067*** **(1)**	***79.58***		***17:47:56.675***
4 -	35.234	49.775	25.826	1:50.835 **(3)**	79.03	0.768	17:49:47.510
5 -	35.121	50.724	26.275	1:52.120	78.12	2.053	17:51:39.630

P31 39 Ian SLAUGHTER Suzuki -

IDEAL LAP TIME : 1:45.795 BEST LAP TIME : 1:45.795 DIFFERENCE : 0.000

LAP	SECTOR 1	SECTOR 2	SECTOR 3	LAP TIME	MPH	DIFF	TIME OF DAY
1 -		50.873	25.829	2:01.781	71.93	15.986	17:44:20.334
2 -	36.934	49.088	26.760	1:52.782	77.67	6.987	17:46:13.116
3 -	36.677	50.126	25.386	1:52.189 **(3)**	78.08	6.394	17:48:05.305
4 -	34.250	48.588	25.846	1:48.684 **(2)**	80.59	2.889	17:49:53.989
5 -	***33.646***	***47.207***	***24.942***	***1:45.795*** **(1)**	***82.80***		***17:51:39.784***

P32 221 Simon FINCH Suzuki - The Bayard Partnership, ASK Plumbing & Heating

IDEAL LAP TIME : 1:49.816 BEST LAP TIME : 1:50.112 DIFFERENCE : 0.296

LAP	SECTOR 1	SECTOR 2	SECTOR 3	LAP TIME	MPH	DIFF	TIME OF DAY
1 -		50.380	26.687	2:01.723	71.96	11.611	17:44:20.276
2 -	35.620	50.467	26.586	1:52.673	77.74	2.561	17:46:12.949
3 -	35.110	49.685	26.045	1:50.840 **(3)**	79.03	0.728	17:48:03.789
4 -	35.101	***49.022***	***25.989***	***1:50.112*** **(1)**	***79.55***		***17:49:53.901***

Weather / Track : Cloudy / Dry

Brands Hatch GP
Circuit Length = 2.4332 miles
Start: 17:42 Flag 17:50 End: 17:52

BMCRC - MRO Championships 2016 - Rnd 8 @ Brands Hatch GP

MRO Minitwins

RACE 16 - SECTOR ANALYSIS

SECTOR 1 = FL to I1, SECTOR 2 = I1 to I2, SECTOR 3 = I2 to FL, DIFF = Difference To Personal Best Lap

5 -	***34.805***	49.161	26.827	1:50.793	**(2)**	79.06	0.681	17:51:44.694

P33 66 Mark SMITH Suzuki - Nick&Brian Scott fisheries

IDEAL LAP TIME : 1:51.219 BEST LAP TIME : 1:51.246 DIFFERENCE : 0.027

LAP	SECTOR 1	SECTOR 2	SECTOR 3	LAP TIME		MPH	DIFF	TIME OF DAY
1 -		50.535	26.470	2:01.994		71.80	10.748	17:44:20.547
2 -	37.806	***49.758***	26.174	1:53.738		77.01	2.492	17:46:14.285
3 -	35.833	50.741	***26.114***	1:52.688	**(3)**	77.73	1.442	17:48:06.973
4 -	***35.347***	49.770	26.129	***1:51.246***	**(1)**	***78.74***		***17:49:58.219***
5 -	35.421	50.564	26.405	1:52.390	**(2)**	77.94	1.144	17:51:50.609

P34 125 Paul WILSON Suzuki -

IDEAL LAP TIME : 1:51.648 BEST LAP TIME : 1:51.816 DIFFERENCE : 0.168

LAP	SECTOR 1	SECTOR 2	SECTOR 3	LAP TIME		MPH	DIFF	TIME OF DAY
1 -		50.164	26.799	2:01.263		72.23	9.447	17:44:19.816
2 -	36.006	50.198	26.774	1:52.978	**(3)**	77.53	1.162	17:46:12.794
3 -	36.427	50.123	27.129	1:53.679		77.05	1.863	17:48:06.473
4 -	36.005	50.115	***26.451***	1:52.571	**(2)**	77.81	0.755	17:49:59.044
5 -	***35.446***	***49.751***	26.619	***1:51.816***	**(1)**	***78.34***		***17:51:50.860***

P35 25 Harrison DAY Suzuki -

IDEAL LAP TIME : 1:50.965 BEST LAP TIME : 1:50.965 DIFFERENCE : 0.000

LAP	SECTOR 1	SECTOR 2	SECTOR 3	LAP TIME		MPH	DIFF	TIME OF DAY
1 -		50.589	26.604	2:01.417		72.14	10.452	17:44:19.970
2 -	37.218	50.216	26.137	1:53.571	**(3)**	77.13	2.606	17:46:13.541
3 -	36.316	51.299	26.186	1:53.801		76.97	2.836	17:48:07.342
4 -	***35.309***	***49.785***	***25.871***	***1:50.965***	**(1)**	***78.94***		***17:49:58.307***
5 -	35.575	51.019	26.372	1:52.966	**(2)**	77.54	2.001	17:51:51.273

P36 55 Michael COPLEY Suzuki - Jayne copley

IDEAL LAP TIME : 1:50.579 BEST LAP TIME : 1:52.220 DIFFERENCE : 1.641

LAP	SECTOR 1	SECTOR 2	SECTOR 3	LAP TIME		MPH	DIFF	TIME OF DAY
1 -		50.589	26.910	2:02.656		71.41	10.436	17:44:21.209
2 -	35.814	***49.799***	26.751	1:52.364	**(2)**	77.95	0.144	17:46:13.573
3 -	35.855	50.544	***26.058***	1:52.457	**(3)**	77.89	0.237	17:48:06.030
4 -	***34.722***	50.749	26.749	***1:52.220***	**(1)**	***78.05***		***17:49:58.250***
5 -	34.830	51.745	28.090	1:54.665		76.39	2.445	17:51:52.915

P37 31 Kelvin EVENDEN Suzuki - Glosrose Group

IDEAL LAP TIME : 1:56.056 BEST LAP TIME : 1:56.156 DIFFERENCE : 0.100

LAP	SECTOR 1	SECTOR 2	SECTOR 3	LAP TIME		MPH	DIFF	TIME OF DAY
1 -		52.119	28.265	2:05.805		69.63	9.649	17:44:24.358
2 -	36.745	52.151	28.167	1:57.063	**(2)**	74.83	0.907	17:46:21.421
3 -	36.570	***51.640***	***27.946***	***1:56.156***	**(1)**	***75.41***		***17:48:17.577***
4 -	***36.470***	52.339	28.349	1:57.158	**(3)**	74.76	1.002	17:50:14.735
5 -	37.165	53.859	28.141	1:59.165		73.51	3.009	17:52:13.900

Weather / Track : Cloudy / Dry

Brands Hatch GP
Circuit Length = 2.4332 miles
Start: 17:42 Flag 17:50 End: 17:52

BMCRC - MRO Championships 2016 - Rnd 8 @ Brands Hatch GP

MRO Minitwins

RACE 16 - BEST SECTORS

	SECTOR 1			SECTOR 2			SECTOR 3			IDEAL / BEST COMPARISON					
POS	NO	NAME	TIME	NO	NAME	TIME	NO	NAME	TIME	POS	NO	NAME	IDEAL	BEST	DIFF
												PERFECT LAP	1:37.871		
1	124	BUTLER	30.914	7	HICKLING	43.873	118	PLUMMER	23.084	1	7	HICKLING	1:38.288	1:38.776	0.488
2	26	DAVIES	31.003	124	BUTLER	44.051	111	FOLKES	23.220	2	118	PLUMMER	1:38.365	1:38.365	0.000
3	111	FOLKES	31.091	111	FOLKES	44.074	7	HICKLING	23.298	3	111	FOLKES	1:38.385	1:38.385	0.000
4	7	HICKLING	31.117	118	PLUMMER	44.100	68	EUSTACE	23.405	4	124	BUTLER	1:38.577	1:38.651	0.074
5	68	EUSTACE	31.154	26	DAVIES	44.165	4	POVAH	23.415	5	26	DAVIES	1:38.708	1:38.785	0.077
6	118	PLUMMER	31.181	4	POVAH	44.170	35	WALSH	23.515	6	4	POVAH	1:38.777	1:38.802	0.025
7	4	POVAH	31.192	35	WALSH	44.298	26	DAVIES	23.540	7	68	EUSTACE	1:39.149	1:39.149	0.000
8	35	WALSH	31.589	68	EUSTACE	44.590	124	BUTLER	23.612	8	35	WALSH	1:39.402	1:39.544	0.142
9	86	WITHERINGTON	31.632	86	WITHERINGTON	44.796	61	YATES	23.630	9	61	YATES	1:40.116	1:40.224	0.108
10	61	YATES	31.680	61	YATES	44.806	86	WITHERINGTON	23.721	10	86	WITHERINGTON	1:40.149	1:40.656	0.507
11	199	COLLINS	31.966	5	MANTELL	45.235	199	COLLINS	23.980	11	5	MANTELL	1:41.367	1:41.603	0.236
12	5	MANTELL	31.994	199	COLLINS	45.460	5	MANTELL	24.138	12	199	COLLINS	1:41.406	1:41.599	0.193
13	140	SALES	32.430	22	DOWDS	45.965	97	PACKHAM	24.195	13	22	DOWDS	1:42.765	1:42.765	0.000
14	97	PACKHAM	32.478	54	JAMISON	45.977	140	SALES	24.293	14	97	PACKHAM	1:42.827	1:43.485	0.658
15	22	DOWDS	32.489	19	LILLEY	46.135	22	DOWDS	24.311	15	54	JAMISON	1:43.015	1:43.410	0.395
16	54	JAMISON	32.519	97	PACKHAM	46.154	19	LILLEY	24.331	16	140	SALES	1:43.213	1:43.792	0.579
17	93	WALLIS	32.701	93	WALLIS	46.178	93	WALLIS	24.431	17	93	WALLIS	1:43.310	1:43.310	0.000
18	444	WILLIAMS	32.705	444	WILLIAMS	46.288	9	LEWIN	24.491	18	19	LILLEY	1:43.371	1:43.451	0.080
19	19	LILLEY	32.905	9	LEWIN	46.482	54	JAMISON	24.519	19	444	WILLIAMS	1:43.693	1:43.859	0.166
20	48	WALLIS	33.099	140	SALES	46.490	75	SMITH	24.589	20	9	LEWIN	1:44.145	1:44.753	0.608
21	147	WATSON	33.153	75	SMITH	46.574	21	MITCHELL	24.635	21	147	WATSON	1:44.612	1:44.672	0.060
22	9	LEWIN	33.172	21	MITCHELL	46.610	32	THAY	24.647	22	75	SMITH	1:44.656	1:44.993	0.337
23	75	SMITH	33.493	147	WATSON	46.708	444	WILLIAMS	24.700	23	48	WALLIS	1:44.768	1:44.788	0.020
24	87	REVELL	33.518	48	WALLIS	46.728	147	WATSON	24.751	24	21	MITCHELL	1:44.873	1:44.873	0.000
25	28	VEASEY	33.545	87	REVELL	47.114	87	REVELL	24.923	25	87	REVELL	1:45.555	1:45.780	0.225
26	21	MITCHELL	33.628	28	VEASEY	47.160	48	WALLIS	24.941	26	28	VEASEY	1:45.695	1:45.962	0.267
27	39	SLAUGHTER	33.646	39	SLAUGHTER	47.207	39	SLAUGHTER	24.942	27	39	SLAUGHTER	1:45.795	1:45.795	0.000
28	37	WILSON	33.828	37	WILSON	47.867	28	VEASEY	24.990	28	37	WILSON	1:46.692	1:47.143	0.451
29	32	THAY	33.869	32	THAY	48.206	37	WILSON	24.997	29	32	THAY	1:46.722	1:47.085	0.363
30	55	COPLEY	34.722	221	FINCH	49.022	84	BRANCO	25.183	30	84	BRANCO	1:49.147	1:50.122	0.975
31	221	FINCH	34.805	67	DEVALL	49.039	67	DEVALL	25.436	31	67	DEVALL	1:49.347	1:50.067	0.720
32	67	DEVALL	34.872	84	BRANCO	49.080	25	DAY	25.871	32	221	FINCH	1:49.816	1:50.112	0.296
33	84	BRANCO	34.884	125	WILSON	49.751	221	FINCH	25.989	33	55	COPLEY	1:50.579	1:52.220	1.641
34	25	DAY	35.309	66	SMITH	49.758	55	COPLEY	26.058	34	25	DAY	1:50.965	1:50.965	0.000
35	66	SMITH	35.347	25	DAY	49.785	66	SMITH	26.114	35	66	SMITH	1:51.219	1:51.246	0.027
36	125	WILSON	35.446	55	COPLEY	49.799	125	WILSON	26.451	36	125	WILSON	1:51.648	1:51.816	0.168
37	31	EVENDEN	36.470	31	EVENDEN	51.640	31	EVENDEN	27.946	37	31	EVENDEN	1:56.056	1:56.156	0.100

Weather / Track : Cloudy / Dry

Brands Hatch GP
Circuit Length = 2.4332 miles
Start: 17:42 Flag 17:50 End: 17:52

Results can be found at www.tsl-timing.com

Printed - 17:54 Saturday, 20 August 2016

BMCRC - MRO Championships 2016 - Rnd 8 @ Brands Hatch GP

MRO Minitwins

RACE 5 - CLASSIFICATION

POS	NO	NAME	ENTRY	LAPS	TIME	GAP	DIFF	MPH	BEST	ON
1	26	**Glynn DAVIES**	Suzuki -	3	4:59.769			87.66	**1:38.291**	3
2	7	**Richard HICKLING**	Suzuki - Think Cars / Rising Damp	3	4:59.962	**0.193**	0.193	87.60	**1:37.294**	3
3	124	**Kurtis BUTLER**	Suzuki - PGVM / 3vk	3	5:00.665	**0.896**	0.703	87.40	**1:37.945**	3
4	118	**James PLUMMER**	Suzuki -	3	5:00.809	**1.040**	0.144	87.36	**1:37.822**	3
5	111	**Ryan FOLKES**	Suzuki - Carl Harrison Motorcyle Services	3	5:02.142	**2.373**	1.333	86.97	**1:38.871**	3
6	4	**Jake POVAH**	Suzuki - www.78plate.com	3	5:02.154	**2.385**	0.012	86.97	**1:38.947**	2
7	35	**Tyler WALSH**	Suzuki - GBR Powerlines	3	5:02.652	**2.883**	0.498	86.83	**1:38.440**	3
8	61	**Michael YATES**	Suzuki -	3	5:08.440	**8.671**	5.788	85.20	**1:41.041**	2
9	68	**Thomas EUSTACE**	Suzuki - More moto/sublime designs	3	5:09.009	**9.240**	0.569	85.04	**1:40.450**	3
10	86	**Paul WITHERINGTON**	Suzuki - P&R plumbing	3	5:10.051	**10.282**	1.042	84.75	**1:40.218**	3
11	93	**Jack WALLIS**	Suzuki - Grumpdad and Watling Tyres	3	5:11.624	**11.855**	1.573	84.33	**1:41.939**	3
12	199	**Lloyd COLLINS**	Suzuki - Warren Drives	3	5:11.856	**12.087**	0.232	84.26	**1:41.544**	3
13	5	**Barry MANTELL**	Suzuki - Swedish car connection	3	5:12.470	**12.701**	0.614	84.10	**1:41.949**	2
14	22	**Darren DOWDS**	Suzuki - sublime designs racing	3	5:13.960	**14.191**	1.490	83.70	**1:41.843**	3
15	54	**Adam JAMISON**	Suzuki - AJ Racing	3	5:15.374	**15.605**	1.414	83.32	**1:42.594**	3
16	97	**Jake PACKHAM**	Suzuki -	3	5:15.651	**15.882**	0.277	83.25	**1:42.487**	3
17	444	**Mark WILLIAMS**	Suzuki - F.C.L MOTORCYCLES	3	5:16.864	**17.095**	1.213	82.93	**1:43.281**	2
18	147	**Thomas WATSON**	Suzuki - Motorsportdays.com TEA Time Racing	3	5:17.738	**17.969**	0.874	82.70	**1:43.259**	2
19	140	**Daniel SALES**	Suzuki -	3	5:18.034	**18.265**	0.296	82.63	**1:42.927**	2
20	19	**Kevin LILLEY**	Suzuki - Vanson Leathers	3	5:18.221	**18.452**	0.187	82.58	**1:42.936**	2
21	21	**Carl MITCHELL**	Suzuki - HB REAVIS Real Estate	3	5:18.653	**18.884**	0.432	82.47	**1:42.922**	2
22	9	**Vincent LEWIN**	Suzuki - foreverlivingthatcham.co.uk	3	5:21.024	**21.255**	2.371	81.86	**1:43.921**	3
23	48	**Shaun WALLIS**	Suzuki - Watling Tyres	3	5:22.892	**23.123**	1.868	81.38	**1:44.186**	2
24	28	**Dominic VEASEY**	Suzuki -	3	5:23.309	**23.540**	0.417	81.28	**1:44.008**	3
25	87	**Tristan REVELL**	Suzuki - Bears repairs	3	5:27.019	**27.250**	3.710	80.36	**1:45.880**	2
26	37	**Stephen WILSON**	Suzuki -	3	5:30.093	**30.324**	3.074	79.61	**1:47.118**	2
27	84	**Ricardo BRANCO**	Suzuki -	2	3:45.996	**1 Lap**	1 Lap	77.52	**1:48.989**	2
28	67	**Mike DEVALL**	Suzuki -	2	3:46.405	**1 Lap**	0.409	77.38	**1:49.196**	2
29	32	**Chris THAY**	Suzuki - Scell-it uk	2	3:46.582	**1 Lap**	0.177	77.32	**1:49.220**	2
30	25	**Harrison DAY**	Suzuki -	2	3:47.748	**1 Lap**	1.166	76.92	**1:49.077**	2
31	221	**Simon FINCH**	Suzuki - The Bayard Partnership, ASK Plumbing &	2	3:48.125	**1 Lap**	0.377	76.79	**1:48.777**	2
32	39	**Ian SLAUGHTER**	Suzuki -	2	3:49.556	**1 Lap**	1.431	76.31	**1:48.952**	2
33	66	**Mark SMITH**	Suzuki - Nick&Brian Scott fisheries	2	3:50.064	**1 Lap**	0.508	76.15	**1:50.411**	2
34	55	**Michael COPLEY**	Suzuki - Jayne copley	2	3:50.903	**1 Lap**	0.839	75.87	**1:50.280**	2
35	125	**Paul WILSON**	Suzuki -	2	3:55.191	**1 Lap**	4.288	74.49	**1:52.647**	2
			NOT CLASSIFIED							
DNF	75	**Patrick SMITH**	Suzuki -	2	3:36.755	**1 Lap**		80.82	**1:43.868**	2
DNF	31	**Kelvin EVENDEN**	Suzuki - Glosrose Group	2	3:55.305	**1 Lap**	18.550	74.45	**1:52.782**	2
			FASTEST LAP							
	7	**Richard HICKLING**	Suzuki - Think Cars / Rising Damp	3	1:37.294		90.03 mph		144.89 kph	

90% of Race Speed = 78.89 mph

Brands Hatch GP
Circuit Length = 2.4332 miles
Start: 12:32 Flag 12:37 End: 12:38

Weather / Track : Cloudy / Dry
These results are provisional until the conclusion of any judicial and technical matters.

Clerk Of Course :		Timekeeper :

Results can be found at www.tsl-timing.com

Printed - 12:42 Sunday, 21 August 2016

BMCRC - MRO Championships 2016 - Rnd 8 @ Brands Hatch GP

MRO Minitwins

RACE 5 - LAP CHART

LAP 1		@ 12:34:22.906
NO	BEHIND	LAP TIME
26		1:42.982
124	0.861	1:43.843
4	0.939	1:43.921
7	1.064	1:44.046
111	1.294	1:44.276
118	1.414	1:44.396
61	2.560	1:45.542
35	2.610	1:45.592
93	4.702	1:47.684
86	4.862	1:47.844
68	4.949	1:47.931
5	5.279	1:48.261
199	5.383	1:48.365
54	6.598	1:49.580
444	6.839	1:49.821
22	7.249	1:50.231
97	7.460	1:50.442
147	7.841	1:50.823
140	8.788	1:51.770
19	8.981	1:51.963
21	9.512	1:52.494
75	9.905	1:52.887
9	10.157	1:53.139
48	10.648	1:53.630
28	11.695	1:54.677
87	11.784	1:54.766
37	12.128	1:55.110
84	14.025	1:57.007
67	14.227	1:57.209
32	14.380	1:57.362
25	15.689	1:58.671
221	16.366	1:59.348
66	16.671	1:59.653
39	17.622	2:00.604
55	17.641	2:00.623
31	19.541	2:02.523
125	19.562	2:02.544

LAP 2		@ 12:36:01.402
NO	BEHIND	LAP TIME
26		1:38.496
7	1.190	1:38.622
124	1.242	1:38.877
4	1.390	1:38.947
118	1.509	1:38.591
111	1.793	1:38.995
35	2.734	1:38.620
61	5.105	1:41.041
68	7.081	1:40.628
93	8.207	1:42.001
86	8.355	1:41.989
5	8.732	1:41.949
199	8.834	1:41.947
22	10.639	1:41.886
54	11.302	1:43.200
444	11.624	1:43.281
97	11.686	1:42.722
147	12.604	1:43.259
140	13.219	1:42.927
19	13.421	1:42.936
21	13.938	1:42.922
75	15.277	1:43.868
9	15.625	1:43.964
48	16.338	1:44.186
28	17.823	1:44.624
87	19.168	1:45.880
37	20.750	1:47.118
84	24.518	1:48.989
67	24.927	1:49.196
32	25.104	1:49.220
25	26.270	1:49.077
221	26.647	1:48.777
39	28.078	1:48.952
66	28.586	1:50.411
55	29.425	1:50.280
125	33.713	1:52.647
31	33.827	1:52.782

LAP 3		@ 12:37:39.693
NO	BEHIND	LAP TIME
26		1:38.291
7	0.193	1:37.294
124	0.896	1:37.945
118	1.040	1:37.822
111	2.373	1:38.871
4	2.385	1:39.286
35	2.883	1:38.440
61	8.671	1:41.857
68	9.240	1:40.450
86	10.282	1:40.218
93	11.855	1:41.939
199	12.087	1:41.544
5	12.701	1:42.260
22	14.191	1:41.843
54	15.605	1:42.594
97	15.882	1:42.487
444	17.095	1:43.762
147	17.969	1:43.656
140	18.265	1:43.337
19	18.452	1:43.322
21	18.884	1:43.237
9	21.255	1:43.921
48	23.123	1:45.076
28	23.540	1:44.008
87	27.250	1:46.373
37	30.324	1:47.865

Weather / Track : Cloudy / Dry

Brands Hatch GP
Circuit Length = 2.4332 miles
Start: 12:32 Flag 12:37 End: 12:38

Results can be found at www.tsl-timing.com

Printed - 12:43 Sunday, 21 August 2016

BMCRC - MRO Championships 2016 - Rnd 8 @ Brands Hatch GP

MRO Minitwins

RACE 5 - SECTOR ANALYSIS

SECTOR 1 = FL to I1, SECTOR 2 = I1 to I2, SECTOR 3 = I2 to FL, DIFF = Difference To Personal Best Lap

P1 26 Glynn DAVIES Suzuki -

IDEAL LAP TIME : 1:38.291 BEST LAP TIME : 1:38.291 DIFFERENCE : 0.000

LAP	SECTOR 1	SECTOR 2	SECTOR 3	LAP TIME	MPH	DIFF	TIME OF DAY
1 -		44.160	23.815	1:42.982 **(3)**	85.06	4.691	12:34:22.906
2 -	30.894	43.893	23.709	1:38.496 **(2)**	88.93	0.205	12:36:01.402
3 -	***30.850***	***43.797***	***23.644***	***1:38.291*** **(1)**	***89.12***		***12:37:39.693***

P2 7 Richard HICKLING Suzuki - Think Cars / Rising Damp

IDEAL LAP TIME : 1:37.294 BEST LAP TIME : 1:37.294 DIFFERENCE : 0.000

LAP	SECTOR 1	SECTOR 2	SECTOR 3	LAP TIME	MPH	DIFF	TIME OF DAY
1 -		44.462	23.565	1:44.046 **(3)**	84.19	6.752	12:34:23.970
2 -	31.026	44.263	23.333	1:38.622 **(2)**	88.82	1.328	12:36:02.592
3 -	***30.975***	***43.367***	***22.952***	***1:37.294*** **(1)**	***90.03***		***12:37:39.886***

P3 124 Kurtis BUTLER Suzuki - PGVM / 3vk

IDEAL LAP TIME : 1:37.945 BEST LAP TIME : 1:37.945 DIFFERENCE : 0.000

LAP	SECTOR 1	SECTOR 2	SECTOR 3	LAP TIME	MPH	DIFF	TIME OF DAY
1 -		44.498	23.637	1:43.843 **(3)**	84.35	5.898	12:34:23.767
2 -	31.049	44.071	23.757	1:38.877 **(2)**	88.59	0.932	12:36:02.644
3 -	***30.761***	***43.844***	***23.340***	***1:37.945*** **(1)**	***89.43***		***12:37:40.589***

P4 118 James PLUMMER Suzuki -

IDEAL LAP TIME : 1:37.759 BEST LAP TIME : 1:37.822 DIFFERENCE : 0.063

LAP	SECTOR 1	SECTOR 2	SECTOR 3	LAP TIME	MPH	DIFF	TIME OF DAY
1 -		44.497	23.321	1:44.396 **(3)**	83.90	6.574	12:34:24.320
2 -	***31.193***	43.969	23.429	1:38.591 **(2)**	88.85	0.769	12:36:02.911
3 -	31.256	***43.308***	***23.258***	***1:37.822*** **(1)**	***89.54***		***12:37:40.733***

P5 111 Ryan FOLKES Suzuki - Carl Harrison Motorcyle Services

IDEAL LAP TIME : 1:38.625 BEST LAP TIME : 1:38.871 DIFFERENCE : 0.246

LAP	SECTOR 1	SECTOR 2	SECTOR 3	LAP TIME	MPH	DIFF	TIME OF DAY
1 -		44.416	***23.392***	1:44.276 **(3)**	84.00	5.405	12:34:24.200
2 -	***31.353***	44.198	23.444	1:38.995 **(2)**	88.48	0.124	12:36:03.195
3 -	31.360	***43.880***	23.631	***1:38.871*** **(1)**	***88.59***		***12:37:42.066***

P6 4 Jake POVAH Suzuki - www.78plate.com

IDEAL LAP TIME : 1:38.872 BEST LAP TIME : 1:38.947 DIFFERENCE : 0.075

LAP	SECTOR 1	SECTOR 2	SECTOR 3	LAP TIME	MPH	DIFF	TIME OF DAY
1 -		44.387	***23.622***	1:43.921 **(3)**	84.29	4.974	12:34:23.845
2 -	***31.008***	***44.242***	23.697	***1:38.947*** **(1)**	***88.53***		***12:36:02.792***
3 -	31.014	44.545	23.727	1:39.286 **(2)**	88.22	0.339	12:37:42.078

P7 35 Tyler WALSH Suzuki - GBR Powerlines

IDEAL LAP TIME : 1:38.352 BEST LAP TIME : 1:38.440 DIFFERENCE : 0.088

LAP	SECTOR 1	SECTOR 2	SECTOR 3	LAP TIME	MPH	DIFF	TIME OF DAY
1 -		44.514	23.488	1:45.592 **(3)**	82.95	7.152	12:34:25.516
2 -	***31.306***	43.769	23.545	1:38.620 **(2)**	88.82	0.180	12:36:04.136
3 -	31.394	***43.659***	***23.387***	***1:38.440*** **(1)**	***88.98***		***12:37:42.576***

P8 61 Michael YATES Suzuki -

IDEAL LAP TIME : 1:40.475 BEST LAP TIME : 1:41.041 DIFFERENCE : 0.566

LAP	SECTOR 1	SECTOR 2	SECTOR 3	LAP TIME	MPH	DIFF	TIME OF DAY
1 -		***44.617***	***23.962***	1:45.542 **(3)**	82.99	4.501	12:34:25.466
2 -	***31.896***	45.059	24.086	***1:41.041*** **(1)**	***86.69***		***12:36:06.507***
3 -	32.102	45.581	24.174	1:41.857 **(2)**	86.00	0.816	12:37:48.364

Brands Hatch GP
Circuit Length = 2.4332 miles
Start: 12:32 Flag 12:37 End: 12:38

Weather / Track : Cloudy / Dry

BMCRC - MRO Championships 2016 - Rnd 8 @ Brands Hatch GP

MRO Minitwins

RACE 5 - SECTOR ANALYSIS

SECTOR 1 = FL to I1, SECTOR 2 = I1 to I2, SECTOR 3 = I2 to FL, DIFF = Difference To Personal Best Lap

P9 68 Thomas EUSTACE Suzuki - More moto/sublime designs

IDEAL LAP TIME : 1:40.316 BEST LAP TIME : 1:40.450 DIFFERENCE : 0.134

LAP	SECTOR 1	SECTOR 2	SECTOR 3	LAP TIME	MPH	DIFF	TIME OF DAY
1 -		45.452	24.458	1:47.931 (3)	81.16	7.481	12:34:27.855
2 -	***31.561***	45.089	23.978	1:40.628 (2)	87.05	0.178	12:36:08.483
3 -	31.695	***44.832***	***23.923***	***1:40.450 (1)***	***87.20***		***12:37:48.933***

P10 86 Paul WITHERINGTON Suzuki - P&R plumbing

IDEAL LAP TIME : 1:40.218 BEST LAP TIME : 1:40.218 DIFFERENCE : 0.000

LAP	SECTOR 1	SECTOR 2	SECTOR 3	LAP TIME	MPH	DIFF	TIME OF DAY
1 -		45.976	24.096	1:47.844 (3)	81.22	7.626	12:34:27.768
2 -	32.211	45.494	24.284	1:41.989 (2)	85.89	1.771	12:36:09.757
3 -	***31.715***	***44.518***	***23.985***	***1:40.218 (1)***	***87.40***		***12:37:49.975***

P11 93 Jack WALLIS Suzuki - Grumpdad and Watling Tyres

IDEAL LAP TIME : 1:41.850 BEST LAP TIME : 1:41.939 DIFFERENCE : 0.089

LAP	SECTOR 1	SECTOR 2	SECTOR 3	LAP TIME	MPH	DIFF	TIME OF DAY
1 -		45.924	24.351	1:47.684 (3)	81.34	5.745	12:34:27.608
2 -	***32.197***	45.496	24.308	1:42.001 (2)	85.87	0.062	12:36:09.609
3 -	32.286	***45.388***	***24.265***	***1:41.939 (1)***	***85.93***		***12:37:51.548***

P12 199 Lloyd COLLINS Suzuki - Warren Drives

IDEAL LAP TIME : 1:41.381 BEST LAP TIME : 1:41.544 DIFFERENCE : 0.163

LAP	SECTOR 1	SECTOR 2	SECTOR 3	LAP TIME	MPH	DIFF	TIME OF DAY
1 -		45.729	***24.107***	1:48.365 (3)	80.83	6.821	12:34:28.289
2 -	32.370	45.382	24.195	1:41.947 (2)	85.92	0.403	12:36:10.236
3 -	***32.237***	***45.037***	24.270	***1:41.544 (1)***	***86.26***		***12:37:51.780***

P13 5 Barry MANTELL Suzuki - Swedish car connection

IDEAL LAP TIME : 1:41.780 BEST LAP TIME : 1:41.949 DIFFERENCE : 0.169

LAP	SECTOR 1	SECTOR 2	SECTOR 3	LAP TIME	MPH	DIFF	TIME OF DAY
1 -		45.792	***24.210***	1:48.261 (3)	80.91	6.312	12:34:28.185
2 -	***32.151***	***45.419***	24.379	***1:41.949 (1)***	***85.92***		***12:36:10.134***
3 -	32.465	45.532	24.263	1:42.260 (2)	85.66	0.311	12:37:52.394

P14 22 Darren DOWDS Suzuki - sublime designs racing

IDEAL LAP TIME : 1:41.597 BEST LAP TIME : 1:41.843 DIFFERENCE : 0.246

LAP	SECTOR 1	SECTOR 2	SECTOR 3	LAP TIME	MPH	DIFF	TIME OF DAY
1 -		46.315	24.332	1:50.231 (3)	79.46	8.388	12:34:30.155
2 -	***32.236***	45.478	***24.172***	1:41.886 (2)	85.97	0.043	12:36:12.041
3 -	32.305	***45.189***	24.349	***1:41.843 (1)***	***86.01***		***12:37:53.884***

P15 54 Adam JAMISON Suzuki - AJ Racing

IDEAL LAP TIME : 1:42.489 BEST LAP TIME : 1:42.594 DIFFERENCE : 0.105

LAP	SECTOR 1	SECTOR 2	SECTOR 3	LAP TIME	MPH	DIFF	TIME OF DAY
1 -		46.297	***24.447***	1:49.580 (3)	79.94	6.986	12:34:29.504
2 -	32.663	45.977	24.560	1:43.200 (2)	84.88	0.606	12:36:12.704
3 -	***32.506***	***45.536***	24.552	***1:42.594 (1)***	***85.38***		***12:37:55.298***

P16 97 Jake PACKHAM Suzuki -

IDEAL LAP TIME : 1:41.915 BEST LAP TIME : 1:42.487 DIFFERENCE : 0.572

LAP	SECTOR 1	SECTOR 2	SECTOR 3	LAP TIME	MPH	DIFF	TIME OF DAY
1 -		46.287	24.368	1:50.442 (3)	79.31	7.955	12:34:30.366
2 -	***32.376***	46.272	***24.074***	1:42.722 (2)	85.27	0.235	12:36:13.088
3 -	32.732	***45.465***	24.290	***1:42.487 (1)***	***85.47***		***12:37:55.575***

Weather / Track : Cloudy / Dry

Brands Hatch GP
Circuit Length = 2.4332 miles
Start: 12:32 Flag 12:37 End: 12:38

BMCRC - MRO Championships 2016 - Rnd 8 @ Brands Hatch GP

MRO Minitwins

RACE 5 - SECTOR ANALYSIS

SECTOR 1 = FL to I1, SECTOR 2 = I1 to I2, SECTOR 3 = I2 to FL, DIFF = Difference To Personal Best Lap

P17 444 Mark WILLIAMS Suzuki - F.C.L MOTORCYCLES

IDEAL LAP TIME : 1:43.217 BEST LAP TIME : 1:43.281 DIFFERENCE : 0.064

LAP	SECTOR 1	SECTOR 2	SECTOR 3	LAP TIME	MPH	DIFF	TIME OF DAY
1 -		46.485	***24.322***	1:49.821 **(3)**	79.76	6.540	12:34:29.745
2 -	***32.744***	***46.151***	24.386	***1:43.281*** **(1)**	***84.81***		***12:36:13.026***
3 -	33.115	46.190	24.457	1:43.762 **(2)**	84.42	0.481	12:37:56.788

P18 147 Thomas WATSON Suzuki - Motorsportdays.com TEA Time Racing

IDEAL LAP TIME : 1:42.815 BEST LAP TIME : 1:43.259 DIFFERENCE : 0.444

LAP	SECTOR 1	SECTOR 2	SECTOR 3	LAP TIME	MPH	DIFF	TIME OF DAY
1 -		46.969	24.627	1:50.823 **(3)**	79.04	7.564	12:34:30.747
2 -	***32.499***	46.419	***24.341***	***1:43.259*** **(1)**	***84.83***		***12:36:14.006***
3 -	33.093	***45.975***	24.588	1:43.656 **(2)**	84.50	0.397	12:37:57.662

P19 140 Daniel SALES Suzuki -

IDEAL LAP TIME : 1:42.457 BEST LAP TIME : 1:42.927 DIFFERENCE : 0.470

LAP	SECTOR 1	SECTOR 2	SECTOR 3	LAP TIME	MPH	DIFF	TIME OF DAY
1 -		47.171	24.582	1:51.770 **(3)**	78.37	8.843	12:34:31.694
2 -	***32.140***	46.355	24.432	***1:42.927*** **(1)**	***85.10***		***12:36:14.621***
3 -	33.020	***45.969***	***24.348***	1:43.337 **(2)**	84.76	0.410	12:37:57.958

P20 19 Kevin LILLEY Suzuki - Vanson Leathers

IDEAL LAP TIME : 1:42.845 BEST LAP TIME : 1:42.936 DIFFERENCE : 0.091

LAP	SECTOR 1	SECTOR 2	SECTOR 3	LAP TIME	MPH	DIFF	TIME OF DAY
1 -		47.409	24.403	1:51.963 **(3)**	78.23	9.027	12:34:31.887
2 -	***32.826***	45.945	***24.165***	***1:42.936*** **(1)**	***85.09***		***12:36:14.823***
3 -	33.031	***45.854***	24.437	1:43.322 **(2)**	84.78	0.386	12:37:58.145

P21 21 Carl MITCHELL Suzuki - HB REAVIS Real Estate

IDEAL LAP TIME : 1:42.811 BEST LAP TIME : 1:42.922 DIFFERENCE : 0.111

LAP	SECTOR 1	SECTOR 2	SECTOR 3	LAP TIME	MPH	DIFF	TIME OF DAY
1 -		47.533	24.645	1:52.494 **(3)**	77.86	9.572	12:34:32.418
2 -	***32.869***	45.748	***24.305***	***1:42.922*** **(1)**	***85.11***		***12:36:15.340***
3 -	33.065	***45.637***	24.535	1:43.237 **(2)**	84.85	0.315	12:37:58.577

P22 9 Vincent LEWIN Suzuki - foreverlivingthatcham.co.uk

IDEAL LAP TIME : 1:43.349 BEST LAP TIME : 1:43.921 DIFFERENCE : 0.572

LAP	SECTOR 1	SECTOR 2	SECTOR 3	LAP TIME	MPH	DIFF	TIME OF DAY
1 -		47.668	24.845	1:53.139 **(3)**	77.42	9.218	12:34:33.063
2 -	***33.226***	46.201	24.537	1:43.964 **(2)**	84.25	0.043	12:36:17.027
3 -	33.798	***45.661***	***24.462***	***1:43.921*** **(1)**	***84.29***		***12:38:00.948***

P23 48 Shaun WALLIS Suzuki - Watling Tyres

IDEAL LAP TIME : 1:44.186 BEST LAP TIME : 1:44.186 DIFFERENCE : 0.000

LAP	SECTOR 1	SECTOR 2	SECTOR 3	LAP TIME	MPH	DIFF	TIME OF DAY
1 -		47.487	24.941	1:53.630 **(3)**	77.09	9.444	12:34:33.554
2 -	***33.082***	***46.288***	***24.816***	***1:44.186*** **(1)**	***84.07***		***12:36:17.740***
3 -	33.738	46.493	24.845	1:45.076 **(2)**	83.36	0.890	12:38:02.816

P24 28 Dominic VEASEY Suzuki -

IDEAL LAP TIME : 1:43.828 BEST LAP TIME : 1:44.008 DIFFERENCE : 0.180

LAP	SECTOR 1	SECTOR 2	SECTOR 3	LAP TIME	MPH	DIFF	TIME OF DAY
1 -		48.124	24.840	1:54.677 **(3)**	76.38	10.669	12:34:34.601
2 -	***33.007***	46.784	24.833	1:44.624 **(2)**	83.72	0.616	12:36:19.225
3 -	33.187	***46.054***	***24.767***	***1:44.008*** **(1)**	***84.22***		***12:38:03.233***

Weather / Track : Cloudy / Dry

Brands Hatch GP
Circuit Length = 2.4332 miles
Start: 12:32 Flag 12:37 End: 12:38

BMCRC - MRO Championships 2016 - Rnd 8 @ Brands Hatch GP

MRO Minitwins

RACE 5 - SECTOR ANALYSIS

SECTOR 1 = FL to I1, SECTOR 2 = I1 to I2, SECTOR 3 = I2 to FL, DIFF = Difference To Personal Best Lap

P25 87 Tristan REVELL Suzuki - Bears repairs

IDEAL LAP TIME : 1:45.818 BEST LAP TIME : 1:45.880 DIFFERENCE : 0.062

LAP	SECTOR 1	SECTOR 2	SECTOR 3	LAP TIME	MPH	DIFF	TIME OF DAY
1 -		47.969	25.202	1:54.766 (3)	76.32	8.886	12:34:34.690
2 -	***33.686***	***47.025***	25.169	***1:45.880 (1)***	***82.73***		***12:36:20.570***
3 -	33.884	47.382	***25.107***	1:46.373 (2)	82.35	0.493	12:38:06.943

P26 37 Stephen WILSON Suzuki -

IDEAL LAP TIME : 1:46.511 BEST LAP TIME : 1:47.118 DIFFERENCE : 0.607

LAP	SECTOR 1	SECTOR 2	SECTOR 3	LAP TIME	MPH	DIFF	TIME OF DAY
1 -		48.249	***24.934***	1:55.110 (3)	76.09	7.992	12:34:35.034
2 -	***33.770***	***47.807***	25.541	***1:47.118 (1)***	***81.77***		***12:36:22.152***
3 -	34.542	47.944	25.379	1:47.865 (2)	81.21	0.747	12:38:10.017

P27 84 Ricardo BRANCO Suzuki -

IDEAL LAP TIME : 1:48.787 BEST LAP TIME : 1:48.989 DIFFERENCE : 0.202

LAP	SECTOR 1	SECTOR 2	SECTOR 3	LAP TIME	MPH	DIFF	TIME OF DAY
1 -		49.208	***25.518***	1:57.007 (2)	74.86	8.018	12:34:36.931
2 -	***34.323***	***48.946***	25.720	***1:48.989 (1)***	***80.37***		***12:36:25.920***

P28 67 Mike DEVALL Suzuki -

IDEAL LAP TIME : 1:48.838 BEST LAP TIME : 1:49.196 DIFFERENCE : 0.358

LAP	SECTOR 1	SECTOR 2	SECTOR 3	LAP TIME	MPH	DIFF	TIME OF DAY
1 -		49.320	***25.352***	1:57.209 (2)	74.73	8.013	12:34:37.133
2 -	***34.950***	***48.536***	25.710	***1:49.196 (1)***	***80.22***		***12:36:26.329***

P29 32 Chris THAY Suzuki - Scell-it uk

IDEAL LAP TIME : 1:48.909 BEST LAP TIME : 1:49.220 DIFFERENCE : 0.311

LAP	SECTOR 1	SECTOR 2	SECTOR 3	LAP TIME	MPH	DIFF	TIME OF DAY
1 -		49.396	25.134	1:57.362 (2)	74.63	8.142	12:34:37.286
2 -	35.189	***48.912***	***25.119***	***1:49.220 (1)***	***80.20***		***12:36:26.506***

P30 25 Harrison DAY Suzuki -

IDEAL LAP TIME : 1:48.844 BEST LAP TIME : 1:49.077 DIFFERENCE : 0.233

LAP	SECTOR 1	SECTOR 2	SECTOR 3	LAP TIME	MPH	DIFF	TIME OF DAY
1 -		49.515	25.745	1:58.671 (2)	73.81	9.594	12:34:38.595
2 -	34.540	***48.819***	25.718	***1:49.077 (1)***	***80.30***		***12:36:27.672***

P31 221 Simon FINCH Suzuki - The Bayard Partnership, ASK Plumbing & Heating

IDEAL LAP TIME : 1:48.504 BEST LAP TIME : 1:48.777 DIFFERENCE : 0.273

LAP	SECTOR 1	SECTOR 2	SECTOR 3	LAP TIME	MPH	DIFF	TIME OF DAY
1 -		49.200	26.010	1:59.348 (2)	73.39	10.571	12:34:39.272
2 -	34.526	48.699	25.552	***1:48.777 (1)***	***80.53***		***12:36:28.049***

P32 39 Ian SLAUGHTER Suzuki -

IDEAL LAP TIME : 1:48.129 BEST LAP TIME : 1:48.952 DIFFERENCE : 0.823

LAP	SECTOR 1	SECTOR 2	SECTOR 3	LAP TIME	MPH	DIFF	TIME OF DAY
1 -		49.033	25.958	2:00.604 (2)	72.63	11.652	12:34:40.528
2 -	34.376	48.717	***25.859***	***1:48.952 (1)***	***80.40***		***12:36:29.480***

P33 66 Mark SMITH Suzuki - Nick&Brian Scott fisheries

IDEAL LAP TIME : 1:49.888 BEST LAP TIME : 1:50.411 DIFFERENCE : 0.523

LAP	SECTOR 1	SECTOR 2	SECTOR 3	LAP TIME	MPH	DIFF	TIME OF DAY
1 -		49.406	***25.814***	1:59.653 (2)	73.21	9.242	12:34:39.577

Weather / Track : Cloudy / Dry

Brands Hatch GP
Circuit Length = 2.4332 miles
Start: 12:32 Flag 12:37 End: 12:38

BMCRC - MRO Championships 2016 - Rnd 8 @ Brands Hatch GP

MRO Minitwins

RACE 5 - SECTOR ANALYSIS

SECTOR 1 = FL to I1, SECTOR 2 = I1 to I2, SECTOR 3 = I2 to FL, DIFF = Difference To Personal Best Lap

2 -	***34.941***	***49.133***	26.337	***1:50.411*** **(1)**	***79.33***		***12:36:29.988***

P34 55 Michael COPLEY Suzuki - Jayne copley

IDEAL LAP TIME : 1:49.724 BEST LAP TIME : 1:50.280 DIFFERENCE : 0.556

LAP	SECTOR 1	SECTOR 2	SECTOR 3	LAP TIME	MPH	DIFF	TIME OF DAY
1 -		49.472	***26.178***	2:00.623 **(2)**	72.62	10.343	12:34:40.547
2 -	***34.442***	49.142	26.696	***1:50.280*** **(1)**	***79.43***		***12:36:30.827***

P35 125 Paul WILSON Suzuki -

IDEAL LAP TIME : 1:52.545 BEST LAP TIME : 1:52.647 DIFFERENCE : 0.102

LAP	SECTOR 1	SECTOR 2	SECTOR 3	LAP TIME	MPH	DIFF	TIME OF DAY
1 -		50.066	27.117	2:02.544 **(2)**	71.48	9.897	12:34:42.468
2 -	35.924	***50.039***	***26.684***	***1:52.647*** **(1)**	***77.76***		***12:36:35.115***

P36 75 Patrick SMITH Suzuki -

IDEAL LAP TIME : 1:43.868 BEST LAP TIME : 1:43.868 DIFFERENCE : 0.000

LAP	SECTOR 1	SECTOR 2	SECTOR 3	LAP TIME	MPH	DIFF	TIME OF DAY
1 -		47.235	24.722	1:52.887 **(2)**	77.59	9.019	12:34:32.811
2 -	***33.117***	***46.112***	***24.639***	***1:43.868*** **(1)**	***84.33***		***12:36:16.679***

P37 31 Kelvin EVENDEN Suzuki - Glosrose Group

IDEAL LAP TIME : 1:52.774 BEST LAP TIME : 1:52.782 DIFFERENCE : 0.008

LAP	SECTOR 1	SECTOR 2	SECTOR 3	LAP TIME	MPH	DIFF	TIME OF DAY
1 -		50.458	***27.101***	2:02.523 **(2)**	71.49	9.741	12:34:42.447
2 -	***35.293***	***50.380***	27.109	***1:52.782*** **(1)**	***77.67***		***12:36:35.229***

Weather / Track : Cloudy / Dry

Brands Hatch GP
Circuit Length = 2.4332 miles
Start: 12:32 Flag 12:37 End: 12:38

BMCRC - MRO Championships 2016 - Rnd 8 @ Brands Hatch GP

MRO Minitwins

RACE 5 - BEST SECTORS

	SECTOR 1			SECTOR 2			SECTOR 3			IDEAL / BEST COMPARISON					
POS	NO	NAME	TIME	NO	NAME	TIME	NO	NAME	TIME	POS	NO	NAME	IDEAL	BEST	DIFF
												PERFECT LAP	1:37.021		
1	124	BUTLER	30.761	118	PLUMMER	43.308	7	HICKLING	22.952	1	7	HICKLING	1:37.294	1:37.294	0.000
2	26	DAVIES	30.850	7	HICKLING	43.367	118	PLUMMER	23.258	2	118	PLUMMER	1:37.759	1:37.822	0.063
3	7	HICKLING	30.975	35	WALSH	43.659	124	BUTLER	23.340	3	124	BUTLER	1:37.945	1:37.945	0.000
4	4	POVAH	31.008	26	DAVIES	43.797	35	WALSH	23.387	4	26	DAVIES	1:38.291	1:38.291	0.000
5	118	PLUMMER	31.193	124	BUTLER	43.844	111	FOLKES	23.392	5	35	WALSH	1:38.352	1:38.440	0.088
6	35	WALSH	31.306	111	FOLKES	43.880	4	POVAH	23.622	6	111	FOLKES	1:38.625	1:38.871	0.246
7	111	FOLKES	31.353	4	POVAH	44.242	26	DAVIES	23.644	7	4	POVAH	1:38.872	1:38.947	0.075
8	68	EUSTACE	31.561	86	WITHERINGTON	44.518	68	EUSTACE	23.923	8	86	WITHERINGTON	1:40.218	1:40.218	0.000
9	86	WITHERINGTON	31.715	61	YATES	44.617	61	YATES	23.962	9	68	EUSTACE	1:40.316	1:40.450	0.134
10	61	YATES	31.896	68	EUSTACE	44.832	86	WITHERINGTON	23.985	10	61	YATES	1:40.475	1:41.041	0.566
11	140	SALES	32.140	199	COLLINS	45.037	97	PACKHAM	24.074	11	199	COLLINS	1:41.381	1:41.544	0.163
12	5	MANTELL	32.151	22	DOWDS	45.189	199	COLLINS	24.107	12	22	DOWDS	1:41.597	1:41.843	0.246
13	93	WALLIS	32.197	93	WALLIS	45.388	19	LILLEY	24.165	13	5	MANTELL	1:41.780	1:41.949	0.169
14	22	DOWDS	32.236	5	MANTELL	45.419	22	DOWDS	24.172	14	93	WALLIS	1:41.850	1:41.939	0.089
15	199	COLLINS	32.237	97	PACKHAM	45.465	5	MANTELL	24.210	15	97	PACKHAM	1:41.915	1:42.487	0.572
16	97	PACKHAM	32.376	54	JAMISON	45.536	93	WALLIS	24.265	16	140	SALES	1:42.457	1:42.927	0.470
17	147	WATSON	32.499	21	MITCHELL	45.637	21	MITCHELL	24.305	17	54	JAMISON	1:42.489	1:42.594	0.105
18	54	JAMISON	32.506	9	LEWIN	45.661	444	WILLIAMS	24.322	18	21	MITCHELL	1:42.811	1:42.922	0.111
19	444	WILLIAMS	32.744	19	LILLEY	45.854	147	WATSON	24.341	19	147	WATSON	1:42.815	1:43.259	0.444
20	19	LILLEY	32.826	140	SALES	45.969	140	SALES	24.348	20	19	LILLEY	1:42.845	1:42.936	0.091
21	21	MITCHELL	32.869	147	WATSON	45.975	54	JAMISON	24.447	21	444	WILLIAMS	1:43.217	1:43.281	0.064
22	28	VEASEY	33.007	28	VEASEY	46.054	9	LEWIN	24.462	22	9	LEWIN	1:43.349	1:43.921	0.572
23	48	WALLIS	33.082	75	SMITH	46.112	75	SMITH	24.639	23	28	VEASEY	1:43.828	1:44.008	0.180
24	75	SMITH	33.117	444	WILLIAMS	46.151	28	VEASEY	24.767	24	75	SMITH	1:43.868	1:43.868	0.000
25	9	LEWIN	33.226	48	WALLIS	46.288	48	WALLIS	24.816	25	48	WALLIS	1:44.186	1:44.186	0.000
26	87	REVELL	33.686	87	REVELL	47.025	37	WILSON	24.934	26	87	REVELL	1:45.818	1:45.880	0.062
27	37	WILSON	33.770	37	WILSON	47.807	87	REVELL	25.107	27	37	WILSON	1:46.511	1:47.118	0.607
28	84	BRANCO	34.323	39	SLAUGHTER	47.899	32	THAY	25.119	28	39	SLAUGHTER	1:48.129	1:48.952	0.823
29	25	DAY	34.344	221	FINCH	48.485	67	DEVALL	25.352	29	221	FINCH	1:48.504	1:48.777	0.273
30	39	SLAUGHTER	34.371	67	DEVALL	48.536	84	BRANCO	25.518	30	84	BRANCO	1:48.787	1:48.989	0.202
31	55	COPLEY	34.442	25	DAY	48.819	221	FINCH	25.540	31	67	DEVALL	1:48.838	1:49.196	0.358
32	221	FINCH	34.479	32	THAY	48.912	25	DAY	25.681	32	25	DAY	1:48.844	1:49.077	0.233
33	32	THAY	34.878	84	BRANCO	48.946	66	SMITH	25.814	33	32	THAY	1:48.909	1:49.220	0.311
34	66	SMITH	34.941	55	COPLEY	49.104	39	SLAUGHTER	25.859	34	55	COPLEY	1:49.724	1:50.280	0.556
35	67	DEVALL	34.950	66	SMITH	49.133	55	COPLEY	26.178	35	66	SMITH	1:49.888	1:50.411	0.523
36	31	EVENDEN	35.293	125	WILSON	50.039	125	WILSON	26.684	36	125	WILSON	1:52.545	1:52.647	0.102
37	125	WILSON	35.822	31	EVENDEN	50.380	31	EVENDEN	27.101	37	31	EVENDEN	1:52.774	1:52.782	0.008

Weather / Track : Cloudy / Dry

Brands Hatch GP
Circuit Length = 2.4332 miles
Start: 12:32 Flag 12:37 End: 12:38

Results can be found at www.tsl-timing.com

Printed - 12:43 Sunday, 21 August 2016

BMCRC - MRO Championships 2016 - Rnd 8 @ Brands Hatch GP

MRO Minitwins

RACE 16 - CLASSIFICATION

POS	NO	NAME	ENTRY	LAPS	TIME	GAP	DIFF	MPH	BEST	ON
1	7	**Richard HICKLING**	Suzuki - Think Cars / Rising Damp	**5**	8:14.818			88.51	**1:37.395**	4
2	124	**Kurtis BUTLER**	Suzuki - PGVM / 3vk	**5**	8:15.199	**0.381**	0.381	88.44	**1:37.575**	3
3	118	**James PLUMMER**	Suzuki -	**5**	8:18.672	**3.854**	3.473	87.83	**1:38.149**	2
4	111	**Ryan FOLKES**	Suzuki - Carl Harrison Motorcyle Services	**5**	8:19.685	**4.867**	1.013	87.65	**1:38.482**	3
5	4	**Jake POVAH**	Suzuki - www.78plate.com	**5**	8:21.143	**6.325**	1.458	87.39	**1:38.742**	4
6	35	**Tyler WALSH**	Suzuki - GBR Powerlines	**5**	8:22.868	**8.050**	1.725	87.09	**1:38.853**	3
7	86	**Paul WITHERINGTON**	Suzuki - P&R plumbing	**5**	8:22.960	**8.142**	0.092	87.08	**1:38.998**	5
8	61	**Michael YATES**	Suzuki -	**5**	8:24.077	**9.259**	1.117	86.88	**1:39.436**	4
9	68	**Thomas EUSTACE**	Suzuki - More moto/sublime designs	**5**	8:27.773	**12.955**	3.696	86.25	**1:39.386**	3
10	199	**Lloyd COLLINS**	Suzuki - Warren Drives	**5**	8:35.865	**21.047**	8.092	84.90	**1:41.138**	3
11	5	**Barry MANTELL**	Suzuki - Swedish car connection	**5**	8:36.226	**21.408**	0.361	84.84	**1:42.044**	2
12	97	**Jake PACKHAM**	Suzuki -	**5**	8:36.839	**22.021**	0.613	84.74	**1:40.959**	5
13	54	**Adam JAMISON**	Suzuki - AJ Racing	**5**	8:39.778	**24.960**	2.939	84.26	**1:42.332**	2
14	22	**Darren DOWDS**	Suzuki - sublime designs racing	**5**	8:39.825	**25.007**	0.047	84.25	**1:42.210**	2
15	140	**Daniel SALES**	Suzuki -	**5**	8:46.068	**31.250**	6.243	83.25	**1:42.557**	2
16	48	**Shaun WALLIS**	Suzuki - Watling Tyres	**5**	8:47.208	**32.390**	1.140	83.07	**1:42.739**	3
17	21	**Carl MITCHELL**	Suzuki - HB REAVIS Real Estate	**5**	8:47.259	**32.441**	0.051	83.06	**1:43.189**	4
18	9	**Vincent LEWIN**	Suzuki - foreverlivingthatcham.co.uk	**5**	8:49.435	**34.617**	2.176	82.72	**1:43.360**	4
19	19	**Kevin LILLEY**	Suzuki - Vanson Leathers	**5**	8:51.572	**36.754**	2.137	82.39	**1:43.369**	5
20	444	**Mark WILLIAMS**	Suzuki - F.C.L MOTORCYCLES	**5**	8:51.632	**36.814**	0.060	82.38	**1:44.812**	3
21	87	**Tristan REVELL**	Suzuki - Bears repairs	**5**	8:56.427	**41.609**	4.795	81.64	**1:45.781**	4
22	28	**Dominic VEASEY**	Suzuki -	**5**	8:56.463	**41.645**	0.036	81.64	**1:45.634**	4
23	37	**Stephen WILSON**	Suzuki -	**5**	9:05.391	**50.573**	8.928	80.30	**1:47.035**	2
24	75	**Patrick SMITH**	Suzuki -	**5**	9:05.577	**50.759**	0.186	80.28	**1:46.993**	3
25	84	**Ricardo BRANCO**	Suzuki -	**5**	9:09.548	**54.730**	3.971	79.70	**1:47.897**	5
26	39	**Ian SLAUGHTER**	Suzuki -	**5**	9:09.718	**54.900**	0.170	79.67	**1:46.503**	3
27	221	**Simon FINCH**	Suzuki - The Bayard Partnership, ASK Plumbing &	**5**	9:15.327	**1:00.509**	5.609	78.87	**1:48.406**	3
28	147	**Thomas WATSON**	Suzuki - Motorsportdays.com TEA Time Racing	**5**	9:15.353	**1:00.535**	0.026	78.86	**1:45.665**	3
29	25	**Harrison DAY**	Suzuki -	**5**	9:15.975	**1:01.157**	0.622	78.77	**1:48.862**	2
30	67	**Mike DEVALL**	Suzuki -	**5**	9:16.498	**1:01.680**	0.523	78.70	**1:48.257**	3
31	32	**Chris THAY**	Suzuki - Scell-it uk	**5**	9:16.958	**1:02.140**	0.460	78.63	**1:49.367**	3
32	66	**Mark SMITH**	Suzuki - Nick&Brian Scott fisheries	**5**	9:22.765	**1:07.947**	5.807	77.82	**1:49.655**	4
33	55	**Michael COPLEY**	Suzuki - Jayne copley	**5**	9:22.872	**1:08.054**	0.107	77.81	**1:50.505**	2
			NOT CLASSIFIED							
DNF	26	**Glynn DAVIES**	Suzuki -	**4**	6:36.287	**1 Lap**	1 Lap	88.41	**1:37.593**	3
DNF	125	**Paul WILSON**	Suzuki -	**2**	3:53.243	**3 Laps**	2 Laps	75.11	**1:52.947**	2
			FASTEST LAP							
	7	**Richard HICKLING**	Suzuki - Think Cars / Rising Damp	**4**	1:37.395		89.94 mph		144.74 kph	

90% of Race Speed = 79.65 mph

Brands Hatch GP
Circuit Length = 2.4332 miles
Start: 16:00 Flag 16:08 End: 16:09

Weather / Track : Cloudy / Dry
These results are provisional until the conclusion of any judicial and technical matters.

Clerk Of Course :		Timekeeper :

Results can be found at www.tsl-timing.com

Printed - 16:11 Sunday, 21 August 2016

BMCRC - MRO Championships 2016 - Rnd 8 @ Brands Hatch GP

MRO Minitwins

RACE 16 - LAP CHART

LAP 1 @ 16:01:59.611

NO	BEHIND	LAP TIME
26		1:43.066
124	0.347	1:43.413
7	0.390	1:43.456
118	0.968	1:44.034
4	1.569	1:44.635
111	1.581	1:44.647
68	2.637	1:45.703
61	2.781	1:45.847
86	2.893	1:45.959
35	2.955	1:46.021
5	4.323	1:47.389
54	6.011	1:49.077
97	6.309	1:49.375
199	6.391	1:49.457
22	6.888	1:49.954
147	7.272	1:50.338
444	7.553	1:50.619
140	7.786	1:50.852
21	8.310	1:51.376
87	9.453	1:52.519
28	9.547	1:52.613
9	10.014	1:53.080
48	10.102	1:53.168
19	10.379	1:53.445
84	12.640	1:55.706
37	12.757	1:55.823
75	13.123	1:56.189
25	13.453	1:56.519
67	14.224	1:57.290
221	14.567	1:57.633
39	14.852	1:57.918
32	15.040	1:58.106
55	16.992	2:00.058
125	17.230	2:00.296
66	17.657	2:00.723

LAP 2 @ 16:03:37.450

NO	BEHIND	LAP TIME
26		1:37.839
124	0.357	1:37.849
7	0.410	1:37.859
118	1.278	1:38.149
111	2.816	1:39.074
4	2.965	1:39.235
86	4.528	1:39.474
61	4.670	1:39.728
35	4.851	1:39.735
68	5.452	1:40.654
5	8.528	1:42.044
199	9.707	1:41.155
54	10.504	1:42.332
97	10.851	1:42.381
22	11.259	1:42.210
140	12.504	1:42.557
444	14.600	1:44.886
21	14.681	1:44.210
48	17.328	1:45.065
87	17.467	1:45.853
28	17.600	1:45.892
9	17.773	1:45.598
19	18.162	1:45.622
37	21.953	1:47.035
75	22.430	1:47.146
84	23.218	1:48.417
25	24.476	1:48.862
39	25.794	1:48.781
67	26.128	1:49.743
32	27.229	1:50.028
221	27.465	1:50.737
55	29.658	1:50.505
66	31.404	1:51.586
125	32.338	1:52.947
147	34.964	2:05.531

LAP 3 @ 16:05:15.043

NO	BEHIND	LAP TIME
26		1:37.593
7	0.290	1:37.473
124	0.339	1:37.575
118	2.222	1:38.537
111	3.705	1:38.482
4	5.002	1:39.630
86	6.051	1:39.116
35	6.111	1:38.853
61	6.572	1:39.495
68	7.245	1:39.386
5	13.224	1:42.289
199	13.252	1:41.138
54	15.478	1:42.567
97	15.837	1:42.579
22	16.249	1:42.583
140	17.977	1:43.066
21	21.656	1:44.568
444	21.819	1:44.812
48	22.474	1:42.739
9	23.981	1:43.801
19	25.913	1:45.344
87	25.970	1:46.096
28	26.086	1:46.079
37	31.542	1:47.182
75	31.830	1:46.993
84	34.118	1:48.493
39	34.704	1:46.503
25	36.499	1:49.616
67	36.792	1:48.257
221	38.278	1:48.406
32	39.003	1:49.367
55	42.752	1:50.687
147	43.036	1:45.665
66	44.089	1:50.278

LAP 4 @ 16:06:52.728

NO	BEHIND	LAP TIME
7		1:37.395
26	0.104	1:37.789
124	0.763	1:38.109
118	3.621	1:39.084
111	4.649	1:38.629
4	6.059	1:38.742
35	7.526	1:39.100
86	7.779	1:39.413
61	8.323	1:39.436
68	9.750	1:40.190
199	16.936	1:41.369
5	17.706	1:42.167
97	19.697	1:41.545
54	20.748	1:42.955
22	21.037	1:42.473
140	24.454	1:44.162
21	27.160	1:43.189
48	27.790	1:43.001
9	29.656	1:43.360
444	30.050	1:45.916
19	32.020	1:43.792
28	34.035	1:45.634
87	34.066	1:45.781
37	41.637	1:47.780
75	41.872	1:47.727
84	45.468	1:49.035
39	45.603	1:48.584
25	49.072	1:50.258
221	49.414	1:48.821
67	49.472	1:50.365
32	51.113	1:49.795
147	51.290	1:45.939
55	55.857	1:50.790
66	56.059	1:49.655

LAP 5 @ 16:08:31.363

NO	BEHIND	LAP TIME
7		1:38.635
124	0.381	1:38.253
118	3.854	1:38.868
111	4.867	1:38.853
4	6.325	1:38.901
35	8.050	1:39.159
86	8.142	1:38.998
61	9.259	1:39.571
68	12.955	1:41.840
199	21.047	1:42.746
5	21.408	1:42.337
97	22.021	1:40.959
54	24.960	1:42.847
22	25.007	1:42.605
140	31.250	1:45.431
48	32.390	1:43.235
21	32.441	1:43.916
9	34.617	1:43.596
19	36.754	1:43.369
444	36.814	1:45.399
87	41.609	1:46.178
28	41.645	1:46.245
37	50.573	1:47.571
75	50.759	1:47.522
84	54.730	1:47.897
39	54.900	1:47.932
221	1:00.509	1:49.730
147	1:00.535	1:47.880
25	1:01.157	1:50.720
67	1:01.680	1:50.843
32	1:02.140	1:49.662
66	1:07.947	1:50.523
55	1:08.054	1:50.832

Weather / Track : Cloudy / Dry

Brands Hatch GP
Circuit Length = 2.4332 miles
Start: 16:00 Flag 16:08 End: 16:09

Results can be found at www.tsl-timing.com

Printed - 16:12 Sunday, 21 August 2016

BMCRC - MRO Championships 2016 - Rnd 8 @ Brands Hatch GP

MRO Minitwins

RACE 16 - SECTOR ANALYSIS

SECTOR 1 = FL to I1, SECTOR 2 = I1 to I2, SECTOR 3 = I2 to FL, DIFF = Difference To Personal Best Lap

P1 7 Richard HICKLING Suzuki - Think Cars / Rising Damp

IDEAL LAP TIME : 1:37.395 BEST LAP TIME : 1:37.395 DIFFERENCE : 0.000

LAP	SECTOR 1	SECTOR 2	SECTOR 3	LAP TIME	MPH	DIFF	TIME OF DAY
1 -		43.982	23.464	1:43.456	84.67	6.061	16:02:00.001
2 -	30.995	43.599	23.265	1:37.859 (3)	89.51	0.464	16:03:37.860
3 -	30.847	43.483	23.143	1:37.473 (2)	89.86	0.078	16:05:15.333
4 -	***30.826***	***43.448***	***23.121***	***1:37.395 (1)***	***89.94***		***16:06:52.728***
5 -	31.650	43.650	23.335	1:38.635	88.81	1.240	16:08:31.363

P2 124 Kurtis BUTLER Suzuki - PGVM / 3vk

IDEAL LAP TIME : 1:37.540 BEST LAP TIME : 1:37.575 DIFFERENCE : 0.035

LAP	SECTOR 1	SECTOR 2	SECTOR 3	LAP TIME	MPH	DIFF	TIME OF DAY
1 -		44.126	23.692	1:43.413	84.70	5.838	16:01:59.958
2 -	30.714	***43.660***	23.475	1:37.849 (2)	89.52	0.274	16:03:37.807
3 -	***30.577***	43.695	***23.303***	***1:37.575 (1)***	***89.77***		***16:05:15.382***
4 -	30.772	43.845	23.492	1:38.109 (3)	89.28	0.534	16:06:53.491
5 -	30.795	44.070	23.388	1:38.253	89.15	0.678	16:08:31.744

P3 118 James PLUMMER Suzuki -

IDEAL LAP TIME : 1:37.999 BEST LAP TIME : 1:38.149 DIFFERENCE : 0.150

LAP	SECTOR 1	SECTOR 2	SECTOR 3	LAP TIME	MPH	DIFF	TIME OF DAY
1 -		44.356	***23.294***	1:44.034	84.20	5.885	16:02:00.579
2 -	31.101	***43.645***	23.403	***1:38.149 (1)***	***89.25***		***16:03:38.728***
3 -	31.072	43.798	23.667	1:38.537 (2)	88.89	0.388	16:05:17.265
4 -	31.443	43.953	23.688	1:39.084	88.40	0.935	16:06:56.349
5 -	***31.060***	44.233	23.575	1:38.868 (3)	88.60	0.719	16:08:35.217

P4 111 Ryan FOLKES Suzuki - Carl Harrison Motorcyle Services

IDEAL LAP TIME : 1:38.279 BEST LAP TIME : 1:38.482 DIFFERENCE : 0.203

LAP	SECTOR 1	SECTOR 2	SECTOR 3	LAP TIME	MPH	DIFF	TIME OF DAY
1 -		44.131	23.561	1:44.647	83.70	6.165	16:02:01.192
2 -	31.550	43.926	23.598	1:39.074	88.41	0.592	16:03:40.266
3 -	***30.922***	44.118	***23.442***	***1:38.482 (1)***	***88.94***		***16:05:18.748***
4 -	31.195	***43.915***	23.519	1:38.629 (2)	88.81	0.147	16:06:57.377
5 -	31.220	44.174	23.459	1:38.853 (3)	88.61	0.371	16:08:36.230

P5 4 Jake POVAH Suzuki - www.78plate.com

IDEAL LAP TIME : 1:38.629 BEST LAP TIME : 1:38.742 DIFFERENCE : 0.113

LAP	SECTOR 1	SECTOR 2	SECTOR 3	LAP TIME	MPH	DIFF	TIME OF DAY
1 -		44.620	23.782	1:44.635	83.71	5.893	16:02:01.180
2 -	31.574	44.179	***23.482***	1:39.235 (3)	88.27	0.493	16:03:40.415
3 -	31.644	44.211	23.775	1:39.630	87.92	0.888	16:05:20.045
4 -	31.121	***44.121***	23.500	***1:38.742 (1)***	***88.71***		***16:06:58.787***
5 -	***31.026***	44.155	23.720	1:38.901 (2)	88.57	0.159	16:08:37.688

P6 35 Tyler WALSH Suzuki - GBR Powerlines

IDEAL LAP TIME : 1:38.673 BEST LAP TIME : 1:38.853 DIFFERENCE : 0.180

LAP	SECTOR 1	SECTOR 2	SECTOR 3	LAP TIME	MPH	DIFF	TIME OF DAY
1 -		44.834	23.517	1:46.021	82.62	7.168	16:02:02.566
2 -	31.884	44.493	***23.358***	1:39.735	87.83	0.882	16:03:42.301
3 -	31.474	***43.909***	23.470	***1:38.853 (1)***	***88.61***		***16:05:21.154***
4 -	31.437	44.130	23.533	1:39.100 (2)	88.39	0.247	16:07:00.254
5 -	***31.406***	44.049	23.704	1:39.159 (3)	88.34	0.306	16:08:39.413

P7 86 Paul WITHERINGTON Suzuki - P&R plumbing

IDEAL LAP TIME : 1:38.618 BEST LAP TIME : 1:38.998 DIFFERENCE : 0.380

LAP	SECTOR 1	SECTOR 2	SECTOR 3	LAP TIME	MPH	DIFF	TIME OF DAY

Weather / Track : Cloudy / Dry

Brands Hatch GP
Circuit Length = 2.4332 miles
Start: 16:00 Flag 16:08 End: 16:09

BMCRC - MRO Championships 2016 - Rnd 8 @ Brands Hatch GP

MRO Minitwins

RACE 16 - SECTOR ANALYSIS

SECTOR 1 = FL to I1, SECTOR 2 = I1 to I2, SECTOR 3 = I2 to FL, DIFF = Difference To Personal Best Lap

1 -		44.874	23.655	1:45.959		82.67	6.961	16:02:02.504
2 -	31.800	***43.884***	23.790	1:39.474		88.06	0.476	16:03:41.978
3 -	***31.209***	44.310	23.597	1:39.116	**(2)**	88.37	0.118	16:05:21.094
4 -	31.318	44.498	23.597	1:39.413	**(3)**	88.11	0.415	16:07:00.507
5 -	31.306	44.167	***23.525***	***1:38.998***	**(1)**	***88.48***		***16:08:39.505***

P8 61 Michael YATES Suzuki -

IDEAL LAP TIME : 1:39.177 BEST LAP TIME : 1:39.436 DIFFERENCE : 0.259

LAP	SECTOR 1	SECTOR 2	SECTOR 3	LAP TIME		MPH	DIFF	TIME OF DAY
1 -		44.792	23.738	1:45.847		82.75	6.411	16:02:02.392
2 -	31.549	44.484	23.695	1:39.728		87.83	0.292	16:03:42.120
3 -	31.580	***44.294***	23.621	1:39.495	**(2)**	88.04	0.059	16:05:21.615
4 -	31.462	44.469	***23.505***	***1:39.436***	**(1)**	***88.09***		***16:07:01.051***
5 -	***31.378***	44.372	23.821	1:39.571	**(3)**	87.97	0.135	16:08:40.622

P9 68 Thomas EUSTACE Suzuki - More moto/sublime designs

IDEAL LAP TIME : 1:39.210 BEST LAP TIME : 1:39.386 DIFFERENCE : 0.176

LAP	SECTOR 1	SECTOR 2	SECTOR 3	LAP TIME		MPH	DIFF	TIME OF DAY
1 -		45.176	23.812	1:45.703		82.87	6.317	16:02:02.248
2 -	32.244	44.851	***23.559***	1:40.654	**(3)**	87.02	1.268	16:03:42.902
3 -	***31.201***	***44.450***	23.735	***1:39.386***	**(1)**	***88.13***		***16:05:22.288***
4 -	31.328	44.805	24.057	1:40.190	**(2)**	87.43	0.804	16:07:02.478
5 -	31.947	45.320	24.573	1:41.840		86.01	2.454	16:08:44.318

P10 199 Lloyd COLLINS Suzuki - Warren Drives

IDEAL LAP TIME : 1:40.600 BEST LAP TIME : 1:41.138 DIFFERENCE : 0.538

LAP	SECTOR 1	SECTOR 2	SECTOR 3	LAP TIME		MPH	DIFF	TIME OF DAY
1 -		46.280	24.088	1:49.457		80.02	8.319	16:02:06.002
2 -	32.215	***44.922***	24.018	1:41.155	**(2)**	86.59	0.017	16:03:47.157
3 -	***31.705***	45.407	24.026	***1:41.138***	**(1)**	***86.61***		***16:05:28.295***
4 -	32.239	45.157	***23.973***	1:41.369	**(3)**	86.41	0.231	16:07:09.664
5 -	32.766	45.875	24.105	1:42.746		85.25	1.608	16:08:52.410

P11 5 Barry MANTELL Suzuki - Swedish car connection

IDEAL LAP TIME : 1:41.648 BEST LAP TIME : 1:42.044 DIFFERENCE : 0.396

LAP	SECTOR 1	SECTOR 2	SECTOR 3	LAP TIME		MPH	DIFF	TIME OF DAY
1 -		***45.425***	***23.963***	1:47.389		81.57	5.345	16:02:03.934
2 -	***32.260***	45.544	24.240	***1:42.044***	**(1)**	***85.84***		***16:03:45.978***
3 -	32.420	45.554	24.315	1:42.289	**(3)**	85.63	0.245	16:05:28.267
4 -	32.524	45.557	24.086	1:42.167	**(2)**	85.74	0.123	16:07:10.434
5 -	32.604	45.599	24.134	1:42.337		85.59	0.293	16:08:52.771

P12 97 Jake PACKHAM Suzuki -

IDEAL LAP TIME : 1:40.890 BEST LAP TIME : 1:40.959 DIFFERENCE : 0.069

LAP	SECTOR 1	SECTOR 2	SECTOR 3	LAP TIME		MPH	DIFF	TIME OF DAY
1 -		46.157	24.442	1:49.375		80.08	8.416	16:02:05.920
2 -	32.439	45.663	24.279	1:42.381	**(3)**	85.56	1.422	16:03:48.301
3 -	32.445	45.824	24.310	1:42.579		85.39	1.620	16:05:30.880
4 -	***32.051***	45.350	24.144	1:41.545	**(2)**	86.26	0.586	16:07:12.425
5 -	32.120	***44.885***	***23.954***	***1:40.959***	**(1)**	***86.76***		***16:08:53.384***

P13 54 Adam JAMISON Suzuki - AJ Racing

IDEAL LAP TIME : 1:42.299 BEST LAP TIME : 1:42.332 DIFFERENCE : 0.033

LAP	SECTOR 1	SECTOR 2	SECTOR 3	LAP TIME		MPH	DIFF	TIME OF DAY
1 -		45.781	24.551	1:49.077		80.30	6.745	16:02:05.622
2 -	***32.255***	***45.540***	24.537	***1:42.332***	**(1)**	***85.60***		***16:03:47.954***
3 -	32.427	45.613	24.527	1:42.567	**(2)**	85.40	0.235	16:05:30.521
4 -	32.425	46.026	***24.504***	1:42.955		85.08	0.623	16:07:13.476

Brands Hatch GP
Circuit Length = 2.4332 miles
Start: 16:00 Flag 16:08 End: 16:09

Weather / Track : Cloudy / Dry

BMCRC - MRO Championships 2016 - Rnd 8 @ Brands Hatch GP

MRO Minitwins

RACE 16 - SECTOR ANALYSIS

SECTOR 1 = FL to I1, SECTOR 2 = I1 to I2, SECTOR 3 = I2 to FL, DIFF = Difference To Personal Best Lap

5 -	32.541	45.686	24.620	1:42.847 **(3)**	85.17	0.515	16:08:56.323

P14 22 Darren DOWDS Suzuki - sublime designs racing

IDEAL LAP TIME : 1:41.761 BEST LAP TIME : 1:42.210 DIFFERENCE : 0.449

LAP	SECTOR 1	SECTOR 2	SECTOR 3	LAP TIME	MPH	DIFF	TIME OF DAY
1 -		46.155	24.239	1:49.954	79.66	7.744	16:02:06.499
2 -	32.397	45.473	24.340	***1:42.210*** **(1)**	***85.70***		***16:03:48.709***
3 -	33.049	***45.378***	***24.156***	1:42.583 **(3)**	85.39	0.373	16:05:31.292
4 -	***32.227***	45.681	24.565	1:42.473 **(2)**	85.48	0.263	16:07:13.765
5 -	32.803	45.404	24.398	1:42.605	85.37	0.395	16:08:56.370

P15 140 Daniel SALES Suzuki -

IDEAL LAP TIME : 1:42.486 BEST LAP TIME : 1:42.557 DIFFERENCE : 0.071

LAP	SECTOR 1	SECTOR 2	SECTOR 3	LAP TIME	MPH	DIFF	TIME OF DAY
1 -		46.493	***24.394***	1:50.852	79.02	8.295	16:02:07.397
2 -	***32.205***	***45.887***	24.465	***1:42.557*** **(1)**	***85.41***		***16:03:49.954***
3 -	32.368	46.115	24.583	1:43.066 **(2)**	84.99	0.509	16:05:33.020
4 -	32.774	46.760	24.628	1:44.162 **(3)**	84.09	1.605	16:07:17.182
5 -	33.044	47.486	24.901	1:45.431	83.08	2.874	16:09:02.613

P16 48 Shaun WALLIS Suzuki - Watling Tyres

IDEAL LAP TIME : 1:42.548 BEST LAP TIME : 1:42.739 DIFFERENCE : 0.191

LAP	SECTOR 1	SECTOR 2	SECTOR 3	LAP TIME	MPH	DIFF	TIME OF DAY
1 -		47.042	24.693	1:53.168	77.40	10.429	16:02:09.713
2 -	33.577	46.861	24.627	1:45.065	83.37	2.326	16:03:54.778
3 -	***32.663***	***45.615***	24.461	***1:42.739*** **(1)**	***85.26***		***16:05:37.517***
4 -	32.763	45.968	***24.270***	1:43.001 **(2)**	85.04	0.262	16:07:20.518
5 -	32.784	46.124	24.327	1:43.235 **(3)**	84.85	0.496	16:09:03.753

P17 21 Carl MITCHELL Suzuki - HB REAVIS Real Estate

IDEAL LAP TIME : 1:42.887 BEST LAP TIME : 1:43.189 DIFFERENCE : 0.302

LAP	SECTOR 1	SECTOR 2	SECTOR 3	LAP TIME	MPH	DIFF	TIME OF DAY
1 -		46.511	***24.366***	1:51.376	78.65	8.187	16:02:07.921
2 -	***32.684***	46.725	24.801	1:44.210 **(3)**	84.05	1.021	16:03:52.131
3 -	33.413	46.523	24.632	1:44.568	83.77	1.379	16:05:36.699
4 -	32.817	***45.837***	24.535	***1:43.189*** **(1)**	***84.89***		***16:07:19.888***
5 -	33.302	45.978	24.636	1:43.916 **(2)**	84.29	0.727	16:09:03.804

P18 9 Vincent LEWIN Suzuki - foreverlivingthatcham.co.uk

IDEAL LAP TIME : 1:43.110 BEST LAP TIME : 1:43.360 DIFFERENCE : 0.250

LAP	SECTOR 1	SECTOR 2	SECTOR 3	LAP TIME	MPH	DIFF	TIME OF DAY
1 -		47.105	24.753	1:53.080	77.46	9.720	16:02:09.625
2 -	33.939	47.115	24.544	1:45.598	82.95	2.238	16:03:55.223
3 -	33.411	***45.760***	24.630	1:43.801 **(3)**	84.39	0.441	16:05:39.024
4 -	***32.839***	46.010	***24.511***	***1:43.360*** **(1)**	***84.75***		***16:07:22.384***
5 -	33.196	45.845	24.555	1:43.596 **(2)**	84.55	0.236	16:09:05.980

P19 19 Kevin LILLEY Suzuki - Vanson Leathers

IDEAL LAP TIME : 1:43.304 BEST LAP TIME : 1:43.369 DIFFERENCE : 0.065

LAP	SECTOR 1	SECTOR 2	SECTOR 3	LAP TIME	MPH	DIFF	TIME OF DAY
1 -		47.038	24.668	1:53.445	77.21	10.076	16:02:09.990
2 -	33.511	47.345	24.766	1:45.622	82.93	2.253	16:03:55.612
3 -	33.914	46.734	24.696	1:45.344 **(3)**	83.15	1.975	16:05:40.956
4 -	***32.983***	45.991	24.818	1:43.792 **(2)**	84.39	0.423	16:07:24.748
5 -	33.048	***45.820***	***24.501***	***1:43.369*** **(1)**	***84.74***		***16:09:08.117***

Weather / Track : Cloudy / Dry

Brands Hatch GP
Circuit Length = 2.4332 miles
Start: 16:00 Flag 16:08 End: 16:09

BMCRC - MRO Championships 2016 - Rnd 8 @ Brands Hatch GP

MRO Minitwins

RACE 16 - SECTOR ANALYSIS

SECTOR 1 = FL to I1, SECTOR 2 = I1 to I2, SECTOR 3 = I2 to FL, DIFF = Difference To Personal Best Lap

P20 444 Mark WILLIAMS Suzuki - F.C.L MOTORCYCLES

IDEAL LAP TIME : 1:43.817 BEST LAP TIME : 1:44.812 DIFFERENCE : 0.995

LAP	SECTOR 1	SECTOR 2	SECTOR 3	LAP TIME	MPH	DIFF	TIME OF DAY
1 -		***46.196***	***24.473***	1:50.619	79.18	5.807	16:02:07.164
2 -	***33.148***	46.798	24.940	1:44.886 **(2)**	83.51	0.074	16:03:52.050
3 -	33.318	46.853	24.641	***1:44.812*** **(1)**	***83.57***		***16:05:36.862***
4 -	33.319	47.056	25.541	1:45.916	82.70	1.104	16:07:22.778
5 -	33.948	46.489	24.962	1:45.399 **(3)**	83.11	0.587	16:09:08.177

P21 87 Tristan REVELL Suzuki - Bears repairs

IDEAL LAP TIME : 1:45.196 BEST LAP TIME : 1:45.781 DIFFERENCE : 0.585

LAP	SECTOR 1	SECTOR 2	SECTOR 3	LAP TIME	MPH	DIFF	TIME OF DAY
1 -		47.247	***24.959***	1:52.519	77.85	6.738	16:02:09.064
2 -	33.809	46.967	25.077	1:45.853 **(2)**	82.75	0.072	16:03:54.917
3 -	34.154	46.770	25.172	1:46.096 **(3)**	82.56	0.315	16:05:41.013
4 -	***33.483***	***46.754***	25.544	***1:45.781*** **(1)**	***82.81***		***16:07:26.794***
5 -	33.891	47.267	25.020	1:46.178	82.50	0.397	16:09:12.972

P22 28 Dominic VEASEY Suzuki -

IDEAL LAP TIME : 1:45.087 BEST LAP TIME : 1:45.634 DIFFERENCE : 0.547

LAP	SECTOR 1	SECTOR 2	SECTOR 3	LAP TIME	MPH	DIFF	TIME OF DAY
1 -		47.119	***24.629***	1:52.613	77.78	6.979	16:02:09.158
2 -	34.024	47.213	24.655	1:45.892 **(2)**	82.72	0.258	16:03:55.050
3 -	***33.918***	47.037	25.124	1:46.079 **(3)**	82.57	0.445	16:05:41.129
4 -	33.932	***46.540***	25.162	***1:45.634*** **(1)**	***82.92***		***16:07:26.763***
5 -	34.201	47.291	24.753	1:46.245	82.44	0.611	16:09:13.008

P23 37 Stephen WILSON Suzuki -

IDEAL LAP TIME : 1:46.727 BEST LAP TIME : 1:47.035 DIFFERENCE : 0.308

LAP	SECTOR 1	SECTOR 2	SECTOR 3	LAP TIME	MPH	DIFF	TIME OF DAY
1 -		47.925	25.705	1:55.823	75.63	8.788	16:02:12.368
2 -	***33.790***	47.833	25.412	***1:47.035*** **(1)**	***81.84***		***16:03:59.403***
3 -	34.129	47.753	25.300	1:47.182 **(2)**	81.72	0.147	16:05:46.585
4 -	34.194	47.956	25.630	1:47.780	81.27	0.745	16:07:34.365
5 -	34.634	***47.673***	***25.264***	1:47.571 **(3)**	81.43	0.536	16:09:21.936

P24 75 Patrick SMITH Suzuki -

IDEAL LAP TIME : 1:46.173 BEST LAP TIME : 1:46.993 DIFFERENCE : 0.820

LAP	SECTOR 1	SECTOR 2	SECTOR 3	LAP TIME	MPH	DIFF	TIME OF DAY
1 -		47.799	25.801	1:56.189	75.39	9.196	16:02:12.734
2 -	34.051	48.264	***24.831***	1:47.146 **(2)**	81.75	0.153	16:03:59.880
3 -	***33.870***	47.719	25.404	***1:46.993*** **(1)**	***81.87***		***16:05:46.873***
4 -	34.192	48.041	25.494	1:47.727	81.31	0.734	16:07:34.600
5 -	34.803	***47.472***	25.247	1:47.522 **(3)**	81.47	0.529	16:09:22.122

P25 84 Ricardo BRANCO Suzuki -

IDEAL LAP TIME : 1:47.337 BEST LAP TIME : 1:47.897 DIFFERENCE : 0.560

LAP	SECTOR 1	SECTOR 2	SECTOR 3	LAP TIME	MPH	DIFF	TIME OF DAY
1 -		48.362	25.566	1:55.706	75.70	7.809	16:02:12.251
2 -	***34.131***	49.094	***25.192***	1:48.417 **(2)**	80.79	0.520	16:04:00.668
3 -	34.294	48.634	25.565	1:48.493 **(3)**	80.74	0.596	16:05:49.161
4 -	34.455	48.928	25.652	1:49.035	80.33	1.138	16:07:38.196
5 -	34.621	***48.014***	25.262	***1:47.897*** **(1)**	***81.18***		***16:09:26.093***

P26 39 Ian SLAUGHTER Suzuki -

IDEAL LAP TIME : 1:46.238 BEST LAP TIME : 1:46.503 DIFFERENCE : 0.265

LAP	SECTOR 1	SECTOR 2	SECTOR 3	LAP TIME	MPH	DIFF	TIME OF DAY

Weather / Track : Cloudy / Dry

Brands Hatch GP
Circuit Length = 2.4332 miles
Start: 16:00 Flag 16:08 End: 16:09

BMCRC - MRO Championships 2016 - Rnd 8 @ Brands Hatch GP

MRO Minitwins

RACE 16 - SECTOR ANALYSIS

SECTOR 1 = FL to I1, SECTOR 2 = I1 to I2, SECTOR 3 = I2 to FL, DIFF = Difference To Personal Best Lap

1 -		48.838	25.343	1:57.918		74.28	11.415	16:02:14.463
2 -	34.445	49.151	25.185	1:48.781		80.52	2.278	16:04:03.244
3 -	***33.474***	***47.608***	25.421	***1:46.503***	**(1)**	***82.24***		***16:05:49.747***
4 -	34.016	49.176	25.392	1:48.584	**(3)**	80.67	2.081	16:07:38.331
5 -	34.748	48.028	***25.156***	1:47.932	**(2)**	81.16	1.429	16:09:26.263

P27 221 Simon FINCH Suzuki - The Bayard Partnership, ASK Plumbing & Heating

IDEAL LAP TIME : 1:47.674 BEST LAP TIME : 1:48.406 DIFFERENCE : 0.732

LAP	SECTOR 1	SECTOR 2	SECTOR 3	LAP TIME		MPH	DIFF	TIME OF DAY
1 -		48.356	25.550	1:57.633		74.46	9.227	16:02:14.178
2 -	***34.416***	50.750	25.571	1:50.737		79.10	2.331	16:04:04.915
3 -	34.905	48.153	***25.348***	***1:48.406***	**(1)**	***80.80***		***16:05:53.321***
4 -	34.788	***47.910***	26.123	1:48.821	**(2)**	80.49	0.415	16:07:42.142
5 -	35.082	48.524	26.124	1:49.730	**(3)**	79.83	1.324	16:09:31.872

P28 147 Thomas WATSON Suzuki - Motorsportdays.com TEA Time Racing

IDEAL LAP TIME : 1:43.135 BEST LAP TIME : 1:45.665 DIFFERENCE : 2.530

LAP	SECTOR 1	SECTOR 2	SECTOR 3	LAP TIME		MPH	DIFF	TIME OF DAY
1 -		***46.154***	***24.442***	1:50.338		79.39	4.673	16:02:06.883
2 -	***32.539***	1:07.643	25.349	2:05.531		69.78	19.866	16:04:12.414
3 -	34.089	46.677	24.899	***1:45.665***	**(1)**	***82.90***		***16:05:58.079***
4 -	33.675	46.916	25.348	1:45.939	**(2)**	82.68	0.274	16:07:44.018
5 -	34.947	47.751	25.182	1:47.880	**(3)**	81.19	2.215	16:09:31.898

P29 25 Harrison DAY Suzuki -

IDEAL LAP TIME : 1:48.370 BEST LAP TIME : 1:48.862 DIFFERENCE : 0.492

LAP	SECTOR 1	SECTOR 2	SECTOR 3	LAP TIME		MPH	DIFF	TIME OF DAY
1 -		***48.280***	***25.647***	1:56.519		75.17	7.657	16:02:13.064
2 -	***34.443***	48.681	25.738	***1:48.862***	**(1)**	***80.46***		***16:04:01.926***
3 -	35.170	48.605	25.841	1:49.616	**(2)**	79.91	0.754	16:05:51.542
4 -	35.129	49.156	25.973	1:50.258	**(3)**	79.44	1.396	16:07:41.800
5 -	35.936	49.018	25.766	1:50.720		79.11	1.858	16:09:32.520

P30 67 Mike DEVALL Suzuki -

IDEAL LAP TIME : 1:48.071 BEST LAP TIME : 1:48.257 DIFFERENCE : 0.186

LAP	SECTOR 1	SECTOR 2	SECTOR 3	LAP TIME		MPH	DIFF	TIME OF DAY
1 -		***48.374***	25.744	1:57.290		74.68	9.033	16:02:13.835
2 -	35.404	48.802	25.537	1:49.743	**(2)**	79.82	1.486	16:04:03.578
3 -	***34.217***	48.560	***25.480***	***1:48.257***	**(1)**	***80.91***		***16:05:51.835***
4 -	35.299	49.343	25.723	1:50.365	**(3)**	79.37	2.108	16:07:42.200
5 -	35.719	49.478	25.646	1:50.843		79.02	2.586	16:09:33.043

P31 32 Chris THAY Suzuki - Scell-it uk

IDEAL LAP TIME : 1:49.199 BEST LAP TIME : 1:49.367 DIFFERENCE : 0.168

LAP	SECTOR 1	SECTOR 2	SECTOR 3	LAP TIME		MPH	DIFF	TIME OF DAY
1 -		49.282	25.419	1:58.106		74.16	8.739	16:02:14.651
2 -	34.838	49.694	25.496	1:50.028		79.61	0.661	16:04:04.679
3 -	***34.757***	***49.043***	25.567	***1:49.367***	**(1)**	***80.09***		***16:05:54.046***
4 -	35.316	49.080	***25.399***	1:49.795	**(3)**	79.78	0.428	16:07:43.841
5 -	34.943	49.201	25.518	1:49.662	**(2)**	79.88	0.295	16:09:33.503

P32 66 Mark SMITH Suzuki - Nick&Brian Scott fisheries

IDEAL LAP TIME : 1:49.277 BEST LAP TIME : 1:49.655 DIFFERENCE : 0.378

LAP	SECTOR 1	SECTOR 2	SECTOR 3	LAP TIME		MPH	DIFF	TIME OF DAY
1 -		49.969	25.945	2:00.723		72.56	11.068	16:02:17.268
2 -	34.898	49.760	26.928	1:51.586		78.50	1.931	16:04:08.854
3 -	35.546	***48.877***	25.855	1:50.278	**(2)**	79.43	0.623	16:05:59.132
4 -	34.738	49.194	***25.723***	***1:49.655***	**(1)**	***79.88***		***16:07:48.787***

Weather / Track : Cloudy / Dry

Brands Hatch GP
Circuit Length = 2.4332 miles
Start: 16:00 Flag 16:08 End: 16:09

BMCRC - MRO Championships 2016 - Rnd 8 @ Brands Hatch GP

MRO Minitwins

RACE 16 - SECTOR ANALYSIS

SECTOR 1 = FL to I1, SECTOR 2 = I1 to I2, SECTOR 3 = I2 to FL, DIFF = Difference To Personal Best Lap

5 -	***34.677***	49.907	25.939	1:50.523	**(3)**	79.25	0.868	16:09:39.310

P33 55 Michael COPLEY Suzuki - Jayne copley

IDEAL LAP TIME : 1:49.701 BEST LAP TIME : 1:50.505 DIFFERENCE : 0.804

LAP	SECTOR 1	SECTOR 2	SECTOR 3	LAP TIME		MPH	DIFF	TIME OF DAY
1 -		49.535	***25.977***	2:00.058		72.96	9.553	16:02:16.603
2 -	34.840	***49.358***	26.307	***1:50.505***	**(1)**	***79.27***		***16:04:07.108***
3 -	34.634	49.916	26.137	1:50.687	**(2)**	79.14	0.182	16:05:57.795
4 -	34.809	49.521	26.460	1:50.790	**(3)**	79.06	0.285	16:07:48.585
5 -	***34.366***	49.890	26.576	1:50.832		79.03	0.327	16:09:39.417

P34 26 Glynn DAVIES Suzuki -

IDEAL LAP TIME : 1:37.495 BEST LAP TIME : 1:37.593 DIFFERENCE : 0.098

LAP	SECTOR 1	SECTOR 2	SECTOR 3	LAP TIME		MPH	DIFF	TIME OF DAY
1 -		44.003	23.694	1:43.066		84.99	5.473	16:01:59.611
2 -	30.621	43.670	23.548	1:37.839	**(3)**	89.53	0.246	16:03:37.450
3 -	30.584	***43.483***	***23.526***	***1:37.593***	**(1)**	***89.75***		***16:05:15.043***
4 -	***30.486***	43.609	23.694	1:37.789	**(2)**	89.57	0.196	16:06:52.832

P35 125 Paul WILSON Suzuki -

IDEAL LAP TIME : 1:51.119 BEST LAP TIME : 1:52.947 DIFFERENCE : 1.828

LAP	SECTOR 1	SECTOR 2	SECTOR 3	LAP TIME		MPH	DIFF	TIME OF DAY
1 -		49.287	***26.632***	2:00.296	**(2)**	72.81	7.349	16:02:16.841
2 -	***35.263***	***49.224***	28.460	***1:52.947***	**(1)**	***77.55***		***16:04:09.788***

Weather / Track : Cloudy / Dry

Brands Hatch GP
Circuit Length = 2.4332 miles
Start: 16:00 Flag 16:08 End: 16:09

BMCRC - MRO Championships 2016 - Rnd 8 @ Brands Hatch GP

MRO Minitwins

RACE 16 - BEST SECTORS

	SECTOR 1			SECTOR 2			SECTOR 3			IDEAL / BEST COMPARISON					
POS	NO	NAME	TIME	NO	NAME	TIME	NO	NAME	TIME	POS	NO	NAME	IDEAL	BEST	DIFF
												PERFECT LAP	1:37.055		
1	26	DAVIES	30.486	7	HICKLING	43.448	7	HICKLING	23.121	1	7	HICKLING	1:37.395	1:37.395	0.000
2	124	BUTLER	30.577	26	DAVIES	43.483	118	PLUMMER	23.294	2	26	DAVIES	1:37.495	1:37.593	0.098
3	7	HICKLING	30.826	118	PLUMMER	43.645	124	BUTLER	23.303	3	124	BUTLER	1:37.540	1:37.575	0.035
4	111	FOLKES	30.922	124	BUTLER	43.660	35	WALSH	23.358	4	118	PLUMMER	1:37.999	1:38.149	0.150
5	4	POVAH	31.026	86	WITHERINGTON	43.884	111	FOLKES	23.442	5	111	FOLKES	1:38.279	1:38.482	0.203
6	118	PLUMMER	31.060	35	WALSH	43.909	4	POVAH	23.482	6	86	WITHERINGTON	1:38.618	1:38.998	0.380
7	68	EUSTACE	31.201	111	FOLKES	43.915	61	YATES	23.505	7	4	POVAH	1:38.629	1:38.742	0.113
8	86	WITHERINGTON	31.209	4	POVAH	44.121	86	WITHERINGTON	23.525	8	35	WALSH	1:38.673	1:38.853	0.180
9	61	YATES	31.378	61	YATES	44.294	26	DAVIES	23.526	9	61	YATES	1:39.177	1:39.436	0.259
10	35	WALSH	31.406	68	EUSTACE	44.450	68	EUSTACE	23.559	10	68	EUSTACE	1:39.210	1:39.386	0.176
11	199	COLLINS	31.705	97	PACKHAM	44.885	97	PACKHAM	23.954	11	199	COLLINS	1:40.600	1:41.138	0.538
12	97	PACKHAM	32.051	199	COLLINS	44.922	5	MANTELL	23.963	12	97	PACKHAM	1:40.890	1:40.959	0.069
13	140	SALES	32.205	22	DOWDS	45.378	199	COLLINS	23.973	13	5	MANTELL	1:41.648	1:42.044	0.396
14	22	DOWDS	32.227	5	MANTELL	45.425	22	DOWDS	24.156	14	22	DOWDS	1:41.761	1:42.210	0.449
15	54	JAMISON	32.255	54	JAMISON	45.540	48	WALLIS	24.270	15	54	JAMISON	1:42.299	1:42.332	0.033
16	5	MANTELL	32.260	48	WALLIS	45.615	21	MITCHELL	24.366	16	140	SALES	1:42.486	1:42.557	0.071
17	147	WATSON	32.539	9	LEWIN	45.760	140	SALES	24.394	17	48	WALLIS	1:42.548	1:42.739	0.191
18	48	WALLIS	32.663	19	LILLEY	45.820	147	WATSON	24.442	18	21	MITCHELL	1:42.887	1:43.189	0.302
19	21	MITCHELL	32.684	21	MITCHELL	45.837	444	WILLIAMS	24.473	19	9	LEWIN	1:43.110	1:43.360	0.250
20	9	LEWIN	32.839	140	SALES	45.887	19	LILLEY	24.501	20	147	WATSON	1:43.135	1:45.665	2.530
21	19	LILLEY	32.983	147	WATSON	46.154	54	JAMISON	24.504	21	19	LILLEY	1:43.304	1:43.369	0.065
22	444	WILLIAMS	33.148	444	WILLIAMS	46.196	9	LEWIN	24.511	22	444	WILLIAMS	1:43.817	1:44.812	0.995
23	39	SLAUGHTER	33.474	28	VEASEY	46.540	28	VEASEY	24.629	23	28	VEASEY	1:45.087	1:45.634	0.547
24	87	REVELL	33.483	87	REVELL	46.754	75	SMITH	24.831	24	87	REVELL	1:45.196	1:45.781	0.585
25	37	WILSON	33.790	75	SMITH	47.472	87	REVELL	24.959	25	75	SMITH	1:46.173	1:46.993	0.820
26	75	SMITH	33.870	39	SLAUGHTER	47.608	39	SLAUGHTER	25.156	26	39	SLAUGHTER	1:46.238	1:46.503	0.265
27	28	VEASEY	33.918	37	WILSON	47.673	84	BRANCO	25.192	27	37	WILSON	1:46.727	1:47.035	0.308
28	84	BRANCO	34.131	221	FINCH	47.910	37	WILSON	25.264	28	84	BRANCO	1:47.337	1:47.897	0.560
29	67	DEVALL	34.217	84	BRANCO	48.014	221	FINCH	25.348	29	221	FINCH	1:47.674	1:48.406	0.732
30	55	COPLEY	34.366	25	DAY	48.280	32	THAY	25.399	30	67	DEVALL	1:48.071	1:48.257	0.186
31	221	FINCH	34.416	67	DEVALL	48.374	67	DEVALL	25.480	31	25	DAY	1:48.370	1:48.862	0.492
32	25	DAY	34.443	66	SMITH	48.877	25	DAY	25.647	32	32	THAY	1:49.199	1:49.367	0.168
33	66	SMITH	34.677	32	THAY	49.043	66	SMITH	25.723	33	66	SMITH	1:49.277	1:49.655	0.378
34	32	THAY	34.757	125	WILSON	49.224	55	COPLEY	25.977	34	55	COPLEY	1:49.701	1:50.505	0.804
35	125	WILSON	35.263	55	COPLEY	49.358	125	WILSON	26.632	35	125	WILSON	1:51.119	1:52.947	1.828

Weather / Track : Cloudy / Dry

Brands Hatch GP
Circuit Length = 2.4332 miles
Start: 16:00 Flag 16:08 End: 16:09

Results can be found at www.tsl-timing.com

Printed - 16:12 Sunday, 21 August 2016

Kawasaki Junior Cup & Senior 300 Series

Brands Hatch GP

20th & 21st August 2016

Results Provided by Timing Solutions Ltd
www.tsl-timing.com

Brands Hatch GP

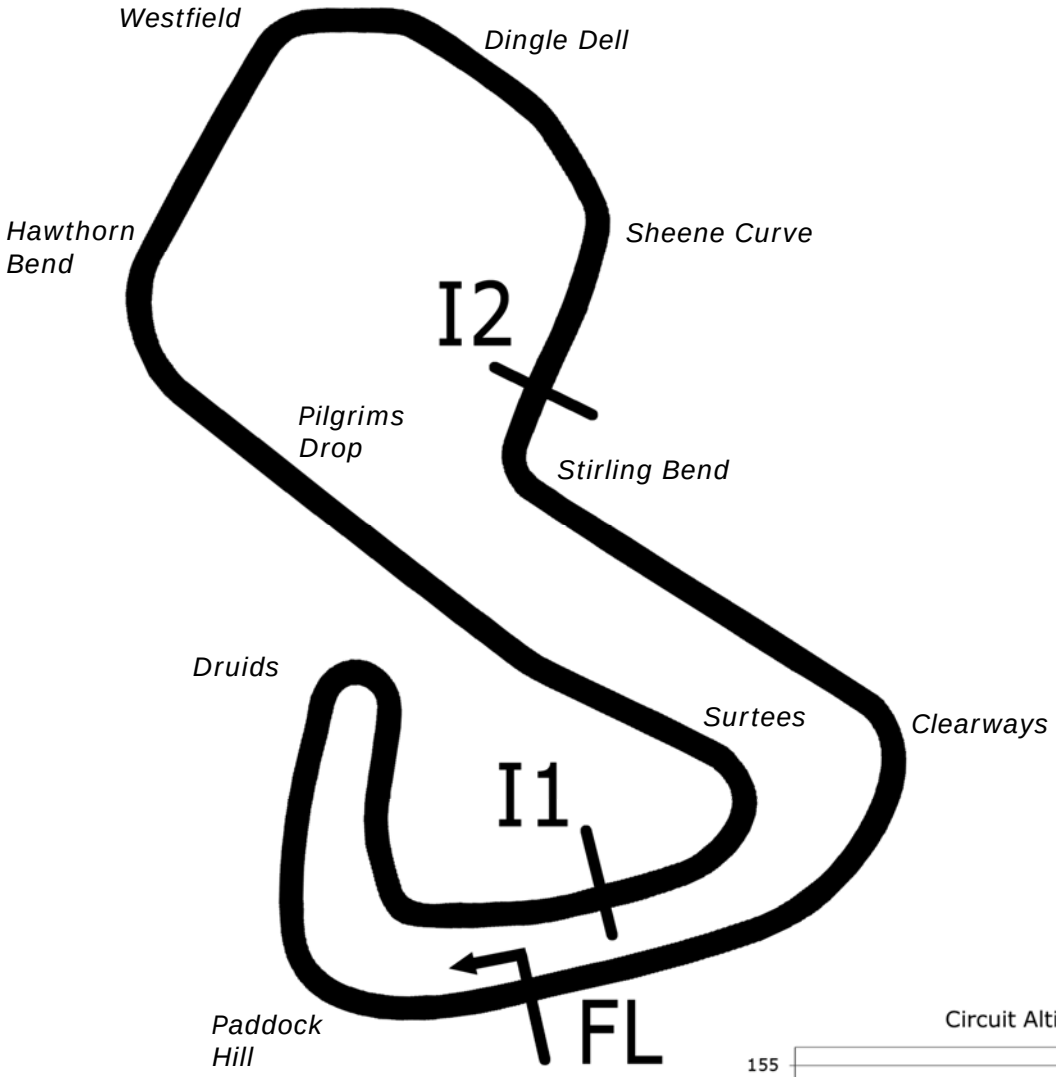

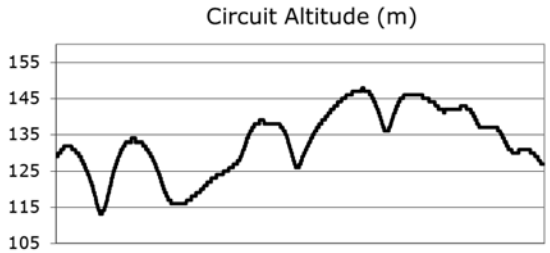

Length	2.4332 miles	3916.0 m	
FL		51.36032 N	0.26032 E
I1	1116m	51.35934 N	0.25955 E
I2	2928m	51.35532 N	0.26250 E
Pit Entry	3646m	51.35911 N	0.25743 E
Pit Exit	83m after FL	51.36017 N	0.26051 E

Pit Entry–Pit Exit 332m, 19.9s @60kph, 14.9s @80kph

All results available at www.tsl-timing.com

BMCRC - MRO Championships 2016 - Rnd 8 @ Brands Hatch GP

Yamaha Past Masters & Junior Cup / Senior 300 Series

QUALIFYING - CLASSIFICATION

POS	NO	CL	PIC	NAME	ENTRY	TIME	ON	LAPS	GAP	DIFF	MPH
1	13	YPM	1	Doug EDMONDSON	Yamaha - Wave Racing Developments	1:58.939	1	2			73.64
2	48	YPM	2	Mark TAYLOR	Yamaha - B K NOLTE contracts limited	1:59.440	4	5	0.501	0.501	73.34
3	3	J	1	Joey LAMBDEN	Kawasaki -	2:00.589	5	6	1.650	1.149	72.64
4	1	YPM	3	Matt BARBER	Yamaha -	2:01.254	6	6	2.315	0.665	72.24
5	93	S	1	Monica ISAAC	Kawasaki - Fins Motorcycles & Blockade Services	2:02.322	6	6	3.383	1.068	71.61
6	126	S	2	Gareth HOPKINS	Kawasaki - The Wife - Zarra Hopkins	2:02.587	6	6	3.648	0.265	71.45
7	7	YPM	4	Pete FISHWICK	Yamaha -	2:03.274	5	5	4.335	0.687	71.05
8	100	YPM	5	Denis HALIL	Yamaha -	2:03.874	6	6	4.935	0.600	70.71
9	33	J	2	Brandon PAYNE	Kawasaki - Mom & dad	2:03.963	5	6	5.024	0.089	70.66
10	76	J	3	Elliot PINSON	Kawasaki - Mum, Dad, Gran & Grandad	2:04.051	2	6	5.112	0.088	70.61
11	28	YPM	6	Peter MANNERING	Yamaha - Mbc dispatch	2:04.638	5	5	5.699	0.587	70.28
12	73	S	3	Sarah JORDAN	Kawasaki - Bernard Elliott Racing	2:04.866	6	6	5.927	0.228	70.15
13	38	YPM	7	Michael WAKE	Yamaha - Tony's Big Bikes	2:04.895	5	5	5.956	0.029	70.13
14	45	YPM	8	Peter MOORE	Yamaha - Curphs Cuttings	2:05.450	5	5	6.511	0.555	69.82
15	26	J	4	Luke HOPKINS	Kawasaki - Mum - Zarra Hopkins	2:05.635	4	5	6.696	0.185	69.72
16	22	YPM	9	Rik BALLERINI	Yamaha - SCLS LTD Knight Road Racing	2:07.463	5	5	8.524	1.828	68.72
17	106	J	5	Patrick BYRNE	Kawasaki - PKB RACING	2:08.807	5	5	9.868	1.344	68.00
18	34	YPMR	1	Mark EWENS	Yamaha -	2:09.958	5	5	11.019	1.151	67.40
19	9	S	4	Graham HAW	Kawasaki - Graham haw joinery	2:10.403	3	5	11.464	0.445	67.17
20	32	S	5	Paul ROBSON	Kawasaki - Cheffing Solutions	2:11.240	5	5	12.301	0.837	66.74
21	50	J	6	Aditya Singh BEHAL	Kawasaki -	2:12.000	1	1	13.061	0.760	66.36
22	33	YPM	10	Sacha GYTE	Yamaha -	2:12.655	4	4	13.716	0.655	66.03
23	14	S	6	Paul SALLISS	Kawasaki - Essentialexec.co.uk	2:13.798	1	2	14.859	1.143	65.47
24	27	YPM	11	David PATERSON	Yamaha - Arnold Self Drive	2:13.834	2	5	14.895	0.036	65.45
25	63	S	7	Samuel SMYTH	Kawasaki -	2:13.871	4	5	14.932	0.037	65.43
26	11	YPMR	2	Paul MIDDLETON	Yamaha - Neil Zwartouw Carpentry	2:13.956	4	5	15.017	0.085	65.39
27	36	J	7	Harry FOWLE	Kawasaki - A.Fowle Joinery	2:14.092	5	5	15.153	0.136	65.32
28	47	S	8	Matt HILL	Kawasaki -	2:14.190	5	5	15.251	0.098	65.27
29	113	J	8	Dean BRADLEY	Kawasaki -	2:14.204	4	5	15.265	0.014	65.27
30	20	J	9	Kai DICKINSON	Kawasaki - Dad	2:14.872	5	5	15.933	0.668	64.94
31	48	S	9	Kevin SABBARTON	Kawasaki -	2:15.275	4	4	16.336	0.403	64.75
32	7	S	10	Michael SHARMAN	Kawasaki -	2:15.298	5	5	16.359	0.023	64.74
33	29	YPMC	1	Giles HARWOOD	Yamaha -	2:17.485	5	5	18.546	2.187	63.71
34	37	S	11	Craig CLEMONS	Kawasaki - Naomi	2:17.626	2	3	18.687	0.141	63.64
35	89	YPMR	3	Andrew TEMPEST	Yamaha -	2:18.034	2	5	19.095	0.408	63.46
36	4	J	10	James DUTTON	Kawasaki -	2:18.172	5	5	19.233	0.138	63.39
37	83	YPMC	2	Malcolm HUTCHEON	Yamaha -	2:18.450	1	5	19.511	0.278	63.27
38	5	YPMR	4	Max HOUSE	Yamaha -	2:18.862	2	2	19.923	0.412	63.08
39	63	YPMC	3	Stephen JOHNSON	Yamaha -	2:20.125	1	5	21.186	1.263	62.51
40	30	S	12	Malcolm HOWELL	Kawasaki -	2:20.170	5	5	21.231	0.045	62.49
41	13	S	13	Ben HAWES	Kawasaki -	2:20.225	1	2	21.286	0.055	62.46
42	71	S	14	Karie HENLY	Kawasaki - Thomas Racing	2:20.442	4	5	21.503	0.217	62.37
43	21	J	11	Callum SADBERRY	Kawasaki -	2:21.009	5	5	22.070	0.567	62.12
44	90	YPMC	4	Mark ELLERAY	Yamaha - Abbot Solutions Ltd	2:21.854	3	3	22.915	0.845	61.75
45	25	S	15	Leon JONES	Kawasaki -	2:22.729	1	1	23.790	0.875	61.37
46	2	YPMC	5	Lee HUFF	Yamaha -	2:23.259	1	2	24.320	0.530	61.14
47	56	S	16	Michael STONE	Kawasaki -	2:24.048	4	4	25.109	0.789	60.81
48	58	YPMC	6	Steve REDHEAD	Yamaha - Binx Racing	2:25.323	1	1	26.384	1.275	60.27
49	74	YPM	12	Paul WHITBY	Yamaha - Prestige Decor Ltd	2:28.185	2	3	29.246	2.862	59.11
50	29	S	17	Charlie STONE	Kawasaki -	2:35.783	2	4	36.844	7.598	56.23
51	132	YPMR	5	Sarah ENGLISH	Yamaha -	2:36.143	4	4	37.204	0.360	56.10
52	45	S	18	Steven HAWES	Kawasaki - Clare Foley	2:37.394	4	4	38.455	1.251	55.65
53	23	J	12	Joe ELLIS	Kawasaki -	2:39.811	4	4	40.872	2.417	54.81
54	25	YPMR	6	Allan SEXTON	Yamaha - Poole Motorcycles Ltd	2:43.643	1	4	44.704	3.832	53.53
55	175	YPM	13	Anthony JOHNSON	Yamaha -			4			
56	81	YPM	14	Scott GRANT	Yamaha - SEAGER engineering/ Motaa Cycle Parts			4			
57	18	YPM	15	Marc PRENTICE	Yamaha - Mungo Marine Ltd			0			
58	17	J	13	Jordan HARRIS	Kawasaki -			0			
59	11	S	19	Aaron COELHO-COADY	Kawasaki - Palmer Performance / Tyres4Bikes			0			

*** Bike 45(Kawasaki) - Please fit a working transponder**
*** Bike 13 (Kawasaki) & 76 - Fastest Lap Disallowed - Yellow Flag Infringement**

Brands Hatch GP
Circuit Length = 2.4332 miles
Start: 11:12 Flag 11:25 End: 11:27

Weather / Track : Cloudy / Wet
These results are provisional until the conclusion of any judicial and technical matters.

Clerk Of Course :		Timekeeper :

Results can be found at www.tsl-timing.com

Printed - 11:30 Saturday, 20 August 2016

BMCRC - MRO Championships 2016 - Rnd 8 @ Brands Hatch GP

Yamaha Past Masters & Junior Cup / Senior 300 Series

QUALIFYING - SECTOR ANALYSIS

SECTOR 1 = FL to I1, SECTOR 2 = I1 to I2, SECTOR 3 = I2 to FL, DIFF = Difference To Personal Best Lap

P1 13 YPM Doug EDMONDSON Yamaha - Wave Racing Developments

IDEAL LAP TIME : 1:58.678 BEST LAP TIME : 1:58.939 DIFFERENCE : 0.261

LAP	SECTOR 1	SECTOR 2	SECTOR 3	LAP TIME	MPH	DIFF	TIME OF DAY
1 -	***37.552***	53.479	***27.908***	***1:58.939*** **(1)**	***73.64***		***11:16:02.067***
2 -	37.832	***53.218***	28.395	1:59.445 **(2)**	73.33	0.506	11:18:01.512

P2 48 YPM Mark TAYLOR Yamaha - B K NOLTE contracts limited

IDEAL LAP TIME : 1:59.005 BEST LAP TIME : 1:59.440 DIFFERENCE : 0.435

LAP	SECTOR 1	SECTOR 2	SECTOR 3	LAP TIME	MPH	DIFF	TIME OF DAY
1 -	OUTLAP	56.307	28.966	2:06.648	69.16	7.208	11:18:50.331
2 -	38.751	54.587	28.873	2:02.211	71.67	2.771	11:20:52.542
3 -	39.290	53.705	28.272	2:01.267 **(3)**	72.23	1.827	11:22:53.809
4 -	***38.334***	53.403	***27.703***	***1:59.440*** **(1)**	***73.34***		***11:24:53.249***
5 -	38.498	***52.968***	27.974	***1:59.440*** **(1)**	***73.34***		***11:26:52.689***

P3 3 J Joey LAMBDEN Kawasaki -

IDEAL LAP TIME : 1:58.818 BEST LAP TIME : 2:00.589 DIFFERENCE : 1.771

LAP	SECTOR 1	SECTOR 2	SECTOR 3	LAP TIME	MPH	DIFF	TIME OF DAY
1 -	39.748	57.126	29.718	2:06.592	69.19	6.003	11:16:22.386
2 -	39.469	57.627	29.598	2:06.694	69.14	6.105	11:18:29.080
3 -	38.250	55.612	29.144	2:03.006 **(3)**	71.21	2.417	11:20:32.086
4 -	***37.049***	54.620	29.199	2:00.868 **(2)**	72.47	0.279	11:22:32.954
5 -	38.820	***53.228***	***28.541***	***2:00.589*** **(1)**	***72.64***		***11:24:33.543***
6 -	38.105	57.484	28.760	2:04.349	70.44	3.760	11:26:37.892

P4 1 YPM Matt BARBER Yamaha -

IDEAL LAP TIME : 2:01.254 BEST LAP TIME : 2:01.254 DIFFERENCE : 0.000

LAP	SECTOR 1	SECTOR 2	SECTOR 3	LAP TIME	MPH	DIFF	TIME OF DAY
1 -	43.396	59.219	30.053	2:12.668	66.02	11.414	11:16:24.650
2 -	41.067	57.938	29.232	2:08.237	68.30	6.983	11:18:32.887
3 -	40.768	57.128	29.251	2:07.147	68.89	5.893	11:20:40.034
4 -	39.313	54.840	28.738	2:02.891 **(2)**	71.28	1.637	11:22:42.925
5 -	39.507	56.270	28.898	2:04.675 **(3)**	70.26	3.421	11:24:47.600
6 -	***38.653***	***54.712***	***27.889***	***2:01.254*** **(1)**	***72.24***		***11:26:48.854***

P5 93 S Monica ISAAC Kawasaki - Fins Motorcycles & Blockade Services

IDEAL LAP TIME : 2:02.121 BEST LAP TIME : 2:02.322 DIFFERENCE : 0.201

LAP	SECTOR 1	SECTOR 2	SECTOR 3	LAP TIME	MPH	DIFF	TIME OF DAY
1 -	42.298	57.377	29.750	2:09.425	67.68	7.103	11:16:21.923
2 -	41.403	56.972	29.127	2:07.502	68.70	5.180	11:18:29.425
3 -	39.749	57.784	28.975	2:06.508	69.24	4.186	11:20:35.933
4 -	39.705	***54.824***	29.207	2:03.736 **(2)**	70.79	1.414	11:22:39.669
5 -	39.706	57.295	28.798	2:05.799 **(3)**	69.63	3.477	11:24:45.468
6 -	***38.566***	55.025	***28.731***	***2:02.322*** **(1)**	***71.61***		***11:26:47.790***

P6 126 S Gareth HOPKINS Kawasaki - The Wife - Zarra Hopkins

IDEAL LAP TIME : 2:02.587 BEST LAP TIME : 2:02.587 DIFFERENCE : 0.000

LAP	SECTOR 1	SECTOR 2	SECTOR 3	LAP TIME	MPH	DIFF	TIME OF DAY
1 -	40.812	59.227	30.038	2:10.077	67.34	7.490	11:16:21.973
2 -	39.821	58.031	29.348	2:07.200	68.86	4.613	11:18:29.173
3 -	38.728	57.032	28.870	2:04.630 **(2)**	70.28	2.043	11:20:33.803
4 -	38.471	57.423	29.766	2:05.660	69.71	3.073	11:22:39.463
5 -	38.832	57.329	29.253	2:05.414 **(3)**	69.84	2.827	11:24:44.877
6 -	***38.439***	***55.361***	***28.787***	***2:02.587*** **(1)**	***71.45***		***11:26:47.464***

Weather / Track : Cloudy / Wet

Brands Hatch GP
Circuit Length = 2.4332 miles
Start: 11:12 Flag 11:25 End: 11:27

BMCRC - MRO Championships 2016 - Rnd 8 @ Brands Hatch GP

Yamaha Past Masters & Junior Cup / Senior 300 Series

QUALIFYING - SECTOR ANALYSIS

SECTOR 1 = FL to I1, SECTOR 2 = I1 to I2, SECTOR 3 = I2 to FL, DIFF = Difference To Personal Best Lap

P7 7 YPM Pete FISHWICK Yamaha -

IDEAL LAP TIME : 2:03.262 BEST LAP TIME : 2:03.274 DIFFERENCE : 0.012

LAP	SECTOR 1	SECTOR 2	SECTOR 3	LAP TIME	MPH	DIFF	TIME OF DAY
1 -	40.727	1:01.983	30.214	2:12.924	65.90	9.650	11:17:03.242
2 -	42.823	59.866	30.252	2:12.941	65.89	9.667	11:19:16.183
3 -	41.105	57.564	30.074	2:08.743 (3)	68.04	5.469	11:21:24.926
4 -	***39.949***	57.260	29.464	2:06.673 (2)	69.15	3.399	11:23:31.599
5 -	39.961	***54.892***	***28.421***	***2:03.274*** (1)	***71.05***		***11:25:34.873***

P8 100 YPM Denis HALIL Yamaha -

IDEAL LAP TIME : 2:03.189 BEST LAP TIME : 2:03.874 DIFFERENCE : 0.685

LAP	SECTOR 1	SECTOR 2	SECTOR 3	LAP TIME	MPH	DIFF	TIME OF DAY
1 -	40.060	58.736	29.141	2:07.937	68.46	4.063	11:16:17.567
2 -	38.983	58.527	30.083	2:07.593 (3)	68.65	3.719	11:18:25.160
3 -	39.889	59.032	28.934	2:07.855	68.51	3.981	11:20:33.015
4 -	38.284	57.931	29.195	2:05.410 (2)	69.84	1.536	11:22:38.425
5 -	40.574	59.572	***28.859***	2:09.005	67.90	5.131	11:24:47.430
6 -	***38.147***	***56.183***	29.544	***2:03.874*** (1)	***70.71***		***11:26:51.304***

P9 33 J Brandon PAYNE Kawasaki - Mom & dad

IDEAL LAP TIME : 2:02.759 BEST LAP TIME : 2:03.963 DIFFERENCE : 1.204

LAP	SECTOR 1	SECTOR 2	SECTOR 3	LAP TIME	MPH	DIFF	TIME OF DAY
1 -	39.586	55.762	29.775	2:05.123	70.00	1.160	11:16:11.616
2 -	***38.622***	55.808	29.612	2:04.042 (2)	70.61	0.079	11:18:15.658
3 -	39.838	57.614	29.812	2:07.264	68.83	3.301	11:20:22.922
4 -	39.148	57.186	29.679	2:06.013	69.51	2.050	11:22:28.935
5 -	39.313	***55.311***	29.339	***2:03.963*** (1)	***70.66***		***11:24:32.898***
6 -	38.704	56.647	***28.826***	2:04.177 (3)	70.54	0.214	11:26:37.075

P10 76 J Elliot PINSON Kawasaki - Mum, Dad, Gran & Grandad

IDEAL LAP TIME : 2:02.199 BEST LAP TIME : 2:04.051 DIFFERENCE : 1.852

LAP	SECTOR 1	SECTOR 2	SECTOR 3	LAP TIME	MPH	DIFF	TIME OF DAY
1 -	38.536	56.816	29.570	2:04.922 (2)	70.12	0.871	11:16:10.529
2 -	38.099	56.303	29.649	***2:04.051*** (1)	***70.61***		***11:18:14.580***
3 -	39.658	***55.358***	***28.769***	2:03.785 D	70.76		11:20:18.365
4 -	***38.072***	58.002	29.834	2:05.908	69.57	1.857	11:22:24.273
5 -	39.122	55.911	29.989	2:05.022 (3)	70.06	0.971	11:24:29.295
6 -	38.887	57.478	28.790	2:05.155	69.99	1.104	11:26:34.450

P11 28 YPM Peter MANNERING Yamaha - Mbc dispatch

IDEAL LAP TIME : 2:04.638 BEST LAP TIME : 2:04.638 DIFFERENCE : 0.000

LAP	SECTOR 1	SECTOR 2	SECTOR 3	LAP TIME	MPH	DIFF	TIME OF DAY
1 -	43.784	1:00.578	30.374	2:14.736	65.01	10.098	11:16:47.621
2 -	41.287	1:00.495	30.082	2:11.864 (3)	66.43	7.226	11:18:59.485
3 -	41.950	58.527	29.278	2:09.755 (2)	67.51	5.117	11:21:09.240
4 -	40.562	1:01.190	30.679	2:12.431	66.14	7.793	11:23:21.671
5 -	***39.713***	***56.146***	***28.779***	***2:04.638*** (1)	***70.28***		***11:25:26.309***

P12 73 S Sarah JORDAN Kawasaki - Bernard Elliott Racing

IDEAL LAP TIME : 2:04.866 BEST LAP TIME : 2:04.866 DIFFERENCE : 0.000

LAP	SECTOR 1	SECTOR 2	SECTOR 3	LAP TIME	MPH	DIFF	TIME OF DAY
1 -	41.007	57.682	30.375	2:09.064	67.87	4.198	11:16:15.385
2 -	40.644	59.477	30.930	2:11.051	66.84	6.185	11:18:26.436
3 -	40.934	58.686	29.674	2:09.294	67.75	4.428	11:20:35.730
4 -	40.553	56.643	29.753	2:06.949 (2)	69.00	2.083	11:22:42.679
5 -	40.662	56.780	29.688	2:07.130 (3)	68.90	2.264	11:24:49.809
6 -	***40.021***	***55.828***	***29.017***	***2:04.866*** (1)	***70.15***		***11:26:54.675***

Brands Hatch GP
Circuit Length = 2.4332 miles
Start: 11:12 Flag 11:25 End: 11:27

Weather / Track : Cloudy / Wet

BMCRC - MRO Championships 2016 - Rnd 8 @ Brands Hatch GP

Yamaha Past Masters & Junior Cup / Senior 300 Series

QUALIFYING - SECTOR ANALYSIS

SECTOR 1 = FL to I1, SECTOR 2 = I1 to I2, SECTOR 3 = I2 to FL, DIFF = Difference To Personal Best Lap

P13 38 YPM Michael WAKE Yamaha - Tony's Big Bikes

IDEAL LAP TIME : 2:04.895 BEST LAP TIME : 2:04.895 DIFFERENCE : 0.000

LAP	SECTOR 1	SECTOR 2	SECTOR 3	LAP TIME	MPH	DIFF	TIME OF DAY
1 -	42.672	1:00.532	31.207	2:14.411	65.17	9.516	11:17:32.333
2 -	41.659	1:00.507	30.650	2:12.816	65.95	7.921	11:19:45.149
3 -	40.401	59.588	30.569	2:10.558 (3)	67.09	5.663	11:21:55.707
4 -	40.751	57.965	29.695	2:08.411 (2)	68.21	3.516	11:24:04.118
5 -	***39.280***	***56.795***	***28.820***	***2:04.895 (1)***	***70.13***		***11:26:09.013***

P14 45 YPM Peter MOORE Yamaha - Curphs Cuttings

IDEAL LAP TIME : 2:03.885 BEST LAP TIME : 2:05.450 DIFFERENCE : 1.565

LAP	SECTOR 1	SECTOR 2	SECTOR 3	LAP TIME	MPH	DIFF	TIME OF DAY
1 -	49.435	1:06.719	32.441	2:28.595	58.95	23.145	11:17:49.579
2 -	41.976	1:00.012	31.573	2:13.561	65.58	8.111	11:20:03.140
3 -	43.902	58.890	29.915	2:12.707 (3)	66.00	7.257	11:22:15.847
4 -	***39.568***	58.111	30.413	2:08.092 (2)	68.38	2.642	11:24:23.939
5 -	41.133	***55.378***	***28.939***	***2:05.450 (1)***	***69.82***		***11:26:29.389***

P15 26 J Luke HOPKINS Kawasaki - Mum - Zarra Hopkins

IDEAL LAP TIME : 2:05.088 BEST LAP TIME : 2:05.635 DIFFERENCE : 0.547

LAP	SECTOR 1	SECTOR 2	SECTOR 3	LAP TIME	MPH	DIFF	TIME OF DAY
1 -	41.310	57.070	30.142	2:08.522	68.15	2.887	11:16:24.700
2 -	40.041	56.841	29.306	2:06.188 (3)	69.41	0.553	11:18:30.888
3 -	***39.845***	59.759	30.101	2:09.705	67.53	4.070	11:20:40.593
4 -	39.975	56.427	***29.233***	***2:05.635 (1)***	***69.72***		***11:22:46.228***
5 -	40.183	56.403	29.597	2:06.183 (2)	69.42	0.548	11:24:52.411

P16 22 YPM Rik BALLERINI Yamaha - SCLS LTD Knight Road Racing

IDEAL LAP TIME : 2:07.463 BEST LAP TIME : 2:07.463 DIFFERENCE : 0.000

LAP	SECTOR 1	SECTOR 2	SECTOR 3	LAP TIME	MPH	DIFF	TIME OF DAY
1 -	43.396		IN PIT	2:35.806 P	56.22	28.343	11:16:59.093
2 -	OUTLAP		IN PIT	2:20.362 P	62.40	12.899	11:19:19.455
3 -	OUTLAP	1:08.143	31.588	2:28.418	59.02	20.955	11:21:47.873
4 -	40.902	59.659	29.575	2:10.136 (2)	67.31	2.673	11:23:58.009
5 -	***39.674***	***58.420***	***29.369***	***2:07.463 (1)***	***68.72***		***11:26:05.472***

P17 106 J Patrick BYRNE Kawasaki - PKB RACING

IDEAL LAP TIME : 2:08.807 BEST LAP TIME : 2:08.807 DIFFERENCE : 0.000

LAP	SECTOR 1	SECTOR 2	SECTOR 3	LAP TIME	MPH	DIFF	TIME OF DAY
1 -	42.590	1:04.211	31.999	2:18.800	63.11	9.993	11:17:11.815
2 -	42.959	1:01.619	31.508	2:16.086	64.36	7.279	11:19:27.901
3 -	44.005	58.930	31.384	2:14.319 (3)	65.21	5.512	11:21:42.220
4 -	40.844	58.115	30.882	2:09.841 (2)	67.46	1.034	11:23:52.061
5 -	***40.672***	***57.673***	***30.462***	***2:08.807 (1)***	***68.00***		***11:26:00.868***

P18 34 YPMR Mark EWENS Yamaha -

IDEAL LAP TIME : 2:09.658 BEST LAP TIME : 2:09.958 DIFFERENCE : 0.300

LAP	SECTOR 1	SECTOR 2	SECTOR 3	LAP TIME	MPH	DIFF	TIME OF DAY
1 -	43.497	1:06.515	35.384	2:25.396	60.24	15.438	11:17:18.932
2 -	44.682	1:04.110	30.872	2:19.664	62.72	9.706	11:19:38.596
3 -	42.407	1:01.958	30.956	2:15.321 (3)	64.73	5.363	11:21:53.917
4 -	42.128	1:00.041	***30.451***	2:12.620 (2)	66.05	2.662	11:24:06.537
5 -	***40.680***	***58.527***	30.751	***2:09.958 (1)***	***67.40***		***11:26:16.495***

P19 9 S Graham HAW Kawasaki - Graham haw joinery

IDEAL LAP TIME : 2:08.792 BEST LAP TIME : 2:10.403 DIFFERENCE : 1.611

LAP	SECTOR 1	SECTOR 2	SECTOR 3	LAP TIME	MPH	DIFF	TIME OF DAY

Weather / Track : Cloudy / Wet

Brands Hatch GP
Circuit Length = 2.4332 miles
Start: 11:12 Flag 11:25 End: 11:27

BMCRC - MRO Championships 2016 - Rnd 8 @ Brands Hatch GP

Yamaha Past Masters & Junior Cup / Senior 300 Series

QUALIFYING - SECTOR ANALYSIS

SECTOR 1 = FL to I1, SECTOR 2 = I1 to I2, SECTOR 3 = I2 to FL, DIFF = Difference To Personal Best Lap

1 -	41.567	1:00.915	30.950	2:13.432	65.65	3.029	11:16:40.073
2 -	42.396	1:00.853	***29.971***	2:13.220	65.75	2.817	11:18:53.293
3 -	40.713	59.432	30.258	***2:10.403*** **(1)**	***67.17***		***11:21:03.696***
4 -	***39.790***	1:01.022	30.008	2:10.820 **(3)**	66.96	0.417	11:23:14.516
5 -	40.962	***59.031***	30.812	2:10.805 **(2)**	66.96	0.402	11:25:25.321

P20 32 S Paul ROBSON Kawasaki - Cheffing Solutions

IDEAL LAP TIME : 2:09.573 BEST LAP TIME : 2:11.240 DIFFERENCE : 1.667

LAP	SECTOR 1	SECTOR 2	SECTOR 3	LAP TIME	MPH	DIFF	TIME OF DAY
1 -	42.911	1:01.199	31.560	2:15.670	64.56	4.430	11:16:37.322
2 -	44.985	1:00.319	31.451	2:16.755	64.05	5.515	11:18:54.077
3 -	42.348	***58.788***	30.698	2:11.834 **(2)**	66.44	0.594	11:21:05.911
4 -	***40.556***	1:00.518	30.962	2:12.036 **(3)**	66.34	0.796	11:23:17.947
5 -	41.104	59.907	***30.229***	***2:11.240*** **(1)**	***66.74***		***11:25:29.187***

P21 50 J Aditya Singh BEHAL Kawasaki -

IDEAL LAP TIME : BEST LAP TIME : 2:12.000 DIFFERENCE :

LAP	SECTOR 1	SECTOR 2	SECTOR 3	LAP TIME	MPH	DIFF	TIME OF DAY
1 -				***2:12.000*** **(1)**	***66.36***		***11:22:12.000***

P22 33 YPM Sacha GYTE Yamaha -

IDEAL LAP TIME : 2:11.791 BEST LAP TIME : 2:12.655 DIFFERENCE : 0.864

LAP	SECTOR 1	SECTOR 2	SECTOR 3	LAP TIME	MPH	DIFF	TIME OF DAY
1 -	43.395	1:07.142	IN PIT	4:20.472 **P**	33.63	2:07.817	11:19:11.857
2 -	OUTLAP	***59.510***	***30.352***	2:15.254	64.76	2.599	11:21:27.111
3 -	43.457	1:00.402	31.417	2:15.276 **(2)**	64.75	2.621	11:23:42.387
4 -	***41.929***	59.735	30.991	***2:12.655*** **(1)**	***66.03***		***11:25:55.042***

P23 14 S Paul SALLISS Kawasaki - Essentialexec.co.uk

IDEAL LAP TIME : 2:13.137 BEST LAP TIME : 2:13.798 DIFFERENCE : 0.661

LAP	SECTOR 1	SECTOR 2	SECTOR 3	LAP TIME	MPH	DIFF	TIME OF DAY
1 -	42.054	***1:00.997***	***30.747***	***2:13.798*** **(1)**	***65.47***		***11:16:30.330***
2 -	***41.393***	1:01.894	30.751	2:14.038 **(2)**	65.35	0.240	11:18:44.368

P24 27 YPM David PATERSON Yamaha - Arnold Self Drive

IDEAL LAP TIME : 2:13.203 BEST LAP TIME : 2:13.834 DIFFERENCE : 0.631

LAP	SECTOR 1	SECTOR 2	SECTOR 3	LAP TIME	MPH	DIFF	TIME OF DAY
1 -	43.143	1:01.131	30.543	2:14.817 **(3)**	64.97	0.983	11:16:43.893
2 -	***42.051***	1:01.406	***30.377***	***2:13.834*** **(1)**	***65.45***		***11:18:57.727***
3 -	43.871	1:03.339	30.614	2:17.824	63.55	3.990	11:21:15.551
4 -	43.167	1:01.573	30.855	2:15.595	64.60	1.761	11:23:31.146
5 -	43.464	***1:00.775***	30.551	2:14.790 **(2)**	64.98	0.956	11:25:45.936

P25 63 S Samuel SMYTH Kawasaki -

IDEAL LAP TIME : 2:13.246 BEST LAP TIME : 2:13.871 DIFFERENCE : 0.625

LAP	SECTOR 1	SECTOR 2	SECTOR 3	LAP TIME	MPH	DIFF	TIME OF DAY
1 -	42.907	1:04.761	31.758	2:19.426	62.82	5.555	11:17:07.325
2 -	43.676	1:02.873	32.337	2:18.886	63.07	5.015	11:19:26.211
3 -	***41.828***	1:01.133	31.222	2:14.183 **(2)**	65.28	0.312	11:21:40.394
4 -	42.453	***1:00.497***	***30.921***	***2:13.871*** **(1)**	***65.43***		***11:23:54.265***
5 -	41.975	1:01.457	31.211	2:14.643 **(3)**	65.05	0.772	11:26:08.908

P26 11 YPMR Paul MIDDLETON Yamaha - Neil Zwartouw Carpentry

IDEAL LAP TIME : 2:12.950 BEST LAP TIME : 2:13.956 DIFFERENCE : 1.006

LAP	SECTOR 1	SECTOR 2	SECTOR 3	LAP TIME	MPH	DIFF	TIME OF DAY
1 -	42.676	1:05.230	30.549	2:18.455	63.26	4.499	11:17:04.772
2 -	42.669	1:02.410	31.345	2:16.424 **(3)**	64.21	2.468	11:19:21.196

Weather / Track : Cloudy / Wet

Brands Hatch GP
Circuit Length = 2.4332 miles
Start: 11:12 Flag 11:25 End: 11:27

BMCRC - MRO Championships 2016 - Rnd 8 @ Brands Hatch GP

Yamaha Past Masters & Junior Cup / Senior 300 Series

QUALIFYING - SECTOR ANALYSIS

SECTOR 1 = FL to I1, SECTOR 2 = I1 to I2, SECTOR 3 = I2 to FL, DIFF = Difference To Personal Best Lap

3 -	42.412	1:03.710	31.199	2:17.321	63.79	3.365	11:21:38.517
4 -	***42.070***	***1:00.737***	31.149	***2:13.956 (1)***	***65.39***		***11:23:52.473***
5 -	42.437	1:02.335	30.407	2:15.179 **(2)**	64.80	1.223	11:26:07.652

P27 36 J Harry FOWLE Kawasaki - A.Fowle Joinery

IDEAL LAP TIME : 2:12.534 BEST LAP TIME : 2:14.092 DIFFERENCE : 1.558

LAP	SECTOR 1	SECTOR 2	SECTOR 3	LAP TIME	MPH	DIFF	TIME OF DAY
1 -	43.652	1:07.273	33.049	2:23.974	60.84	9.882	11:16:58.322
2 -	42.938	1:02.918	32.710	2:18.566	63.21	4.474	11:19:16.888
3 -	42.525	1:01.294	***31.329***	2:15.148 **(3)**	64.81	1.056	11:21:32.036
4 -	42.298	***1:00.399***	31.418	2:14.115 **(2)**	65.31	0.023	11:23:46.151
5 -	***40.806***	1:01.749	31.537	***2:14.092 (1)***	***65.32***		***11:26:00.243***

P28 47 S Matt HILL Kawasaki -

IDEAL LAP TIME : 2:14.190 BEST LAP TIME : 2:14.190 DIFFERENCE : 0.000

LAP	SECTOR 1	SECTOR 2	SECTOR 3	LAP TIME	MPH	DIFF	TIME OF DAY
1 -	44.223	1:04.902	34.002	2:23.127	61.20	8.937	11:17:33.586
2 -	44.661	1:06.157	33.147	2:23.965	60.84	9.775	11:19:57.551
3 -	44.091	1:03.596	32.190	2:19.877 **(3)**	62.62	5.687	11:22:17.428
4 -	42.856	1:01.582	31.950	2:16.388 **(2)**	64.22	2.198	11:24:33.816
5 -	***42.218***	***1:00.719***	***31.253***	***2:14.190 (1)***	***65.27***		***11:26:48.006***

P29 113 J Dean BRADLEY Kawasaki -

IDEAL LAP TIME : 2:13.413 BEST LAP TIME : 2:14.204 DIFFERENCE : 0.791

LAP	SECTOR 1	SECTOR 2	SECTOR 3	LAP TIME	MPH	DIFF	TIME OF DAY
1 -	42.400	1:01.461	31.693	2:15.554 **(2)**	64.62	1.350	11:16:43.221
2 -	***41.926***	1:03.017	31.400	2:16.343	64.24	2.139	11:18:59.564
3 -	43.030	1:04.552	31.821	2:19.403	62.83	5.199	11:21:18.967
4 -	41.997	1:01.241	***30.966***	***2:14.204 (1)***	***65.27***		***11:23:33.171***
5 -	44.091	***1:00.521***	31.081	2:15.693 **(3)**	64.55	1.489	11:25:48.864

P30 20 J Kai DICKINSON Kawasaki - Dad

IDEAL LAP TIME : 2:14.249 BEST LAP TIME : 2:14.872 DIFFERENCE : 0.623

LAP	SECTOR 1	SECTOR 2	SECTOR 3	LAP TIME	MPH	DIFF	TIME OF DAY
1 -	43.666	1:01.936	31.193	2:16.795	64.03	1.923	11:16:50.219
2 -	43.184	***1:00.460***	31.473	2:15.117 **(2)**	64.83	0.245	11:19:05.336
3 -	43.226	1:01.635	31.363	2:16.224 **(3)**	64.30	1.352	11:21:21.560
4 -	43.199	1:01.975	31.293	2:16.467	64.19	1.595	11:23:38.027
5 -	***43.111***	1:01.083	***30.678***	***2:14.872 (1)***	***64.94***		***11:25:52.899***

P31 48 S Kevin SABBARTON Kawasaki -

IDEAL LAP TIME : 2:14.955 BEST LAP TIME : 2:15.275 DIFFERENCE : 0.320

LAP	SECTOR 1	SECTOR 2	SECTOR 3	LAP TIME	MPH	DIFF	TIME OF DAY
1 -	OUTLAP	1:04.113	33.725	2:28.262	59.08	12.987	11:18:41.574
2 -	***41.909***	1:03.137	31.441	2:16.487 **(2)**	64.18	1.212	11:20:58.061
3 -	43.075	1:07.093	31.142	2:21.310 **(3)**	61.99	6.035	11:23:19.371
4 -	42.229	***1:02.016***	***31.030***	***2:15.275 (1)***	***64.75***		***11:25:34.646***

P32 7 S Michael SHARMAN Kawasaki -

IDEAL LAP TIME : 2:14.619 BEST LAP TIME : 2:15.298 DIFFERENCE : 0.679

LAP	SECTOR 1	SECTOR 2	SECTOR 3	LAP TIME	MPH	DIFF	TIME OF DAY
1 -	44.270	1:02.665	32.642	2:19.577	62.75	4.279	11:17:20.087
2 -	43.888	1:04.303	31.811	2:20.002	62.56	4.704	11:19:40.089
3 -	***42.614***	1:02.412	32.241	2:17.267 **(2)**	63.81	1.969	11:21:57.356
4 -	45.892	1:02.011	***31.054***	2:18.957 **(3)**	63.03	3.659	11:24:16.313
5 -	42.929	***1:00.951***	31.418	***2:15.298 (1)***	***64.74***		***11:26:31.611***

Brands Hatch GP
Circuit Length = 2.4332 miles
Start: 11:12 Flag 11:25 End: 11:27

Weather / Track : Cloudy / Wet

BMCRC - MRO Championships 2016 - Rnd 8 @ Brands Hatch GP

Yamaha Past Masters & Junior Cup / Senior 300 Series

QUALIFYING - SECTOR ANALYSIS

SECTOR 1 = FL to I1, SECTOR 2 = I1 to I2, SECTOR 3 = I2 to FL, DIFF = Difference To Personal Best Lap

P33 29 YPMC Giles HARWOOD Yamaha -

IDEAL LAP TIME : 2:16.806 BEST LAP TIME : 2:17.485 DIFFERENCE : 0.679

LAP	SECTOR 1	SECTOR 2	SECTOR 3	LAP TIME	MPH	DIFF	TIME OF DAY
1 -	44.608	1:06.232	33.529	2:24.369	60.67	6.884	11:17:24.703
2 -	45.309	1:03.174	33.051	2:21.534	61.89	4.049	11:19:46.237
3 -	44.280	1:02.774	32.819	2:19.873 **(3)**	62.62	2.388	11:22:06.110
4 -	43.874	1:02.862	***31.012***	2:17.748 **(2)**	63.59	0.263	11:24:23.858
5 -	***43.096***	***1:02.698***	31.691	***2:17.485*** **(1)**	***63.71***		***11:26:41.343***

P34 37 S Craig CLEMONS Kawasaki - Naomi

IDEAL LAP TIME : 2:17.108 BEST LAP TIME : 2:17.626 DIFFERENCE : 0.518

LAP	SECTOR 1	SECTOR 2	SECTOR 3	LAP TIME	MPH	DIFF	TIME OF DAY
1 -	***43.821***	1:05.481	33.618	2:22.920 **(3)**	61.29	5.294	11:17:11.914
2 -	44.154	***1:01.756***	31.716	***2:17.626*** **(1)**	***63.64***		***11:19:29.540***
3 -	45.760	1:04.270	32.086	2:22.116 **(2)**	61.63	4.490	11:21:51.656

P35 89 YPMR Andrew TEMPEST Yamaha -

IDEAL LAP TIME : 2:16.972 BEST LAP TIME : 2:18.034 DIFFERENCE : 1.062

LAP	SECTOR 1	SECTOR 2	SECTOR 3	LAP TIME	MPH	DIFF	TIME OF DAY
1 -	48.427	1:04.501	32.408	2:25.336	60.27	7.302	11:17:45.628
2 -	***43.993***	***1:01.398***	32.643	***2:18.034*** **(1)**	***63.46***		***11:20:03.662***
3 -	47.321	1:03.756	32.859	2:23.936	60.85	5.902	11:22:27.598
4 -	46.255	1:04.673	32.726	2:23.654 **(3)**	60.97	5.620	11:24:51.252
5 -	46.184	1:02.961	***31.581***	2:20.726 **(2)**	62.24	2.692	11:27:11.978

P36 4 J James DUTTON Kawasaki -

IDEAL LAP TIME : 2:15.842 BEST LAP TIME : 2:18.172 DIFFERENCE : 2.330

LAP	SECTOR 1	SECTOR 2	SECTOR 3	LAP TIME	MPH	DIFF	TIME OF DAY
1 -	44.095	1:06.139	34.402	2:24.636	60.56	6.464	11:17:26.403
2 -	45.082	***1:02.599***	32.888	2:20.569	62.31	2.397	11:19:46.972
3 -	44.363	1:03.139	31.992	2:19.494 **(3)**	62.79	1.322	11:22:06.466
4 -	44.119	1:03.092	32.244	2:19.455 **(2)**	62.81	1.283	11:24:25.921
5 -	***41.846***	1:04.929	***31.397***	***2:18.172*** **(1)**	***63.39***		***11:26:44.093***

P37 83 YPMC Malcolm HUTCHEON Yamaha -

IDEAL LAP TIME : 2:17.255 BEST LAP TIME : 2:18.450 DIFFERENCE : 1.195

LAP	SECTOR 1	SECTOR 2	SECTOR 3	LAP TIME	MPH	DIFF	TIME OF DAY
1 -	***43.885***	***1:02.319***	32.246	***2:18.450*** **(1)**	***63.27***		***11:16:36.481***
2 -	46.789	1:02.887	***31.051***	2:20.727	62.24	2.277	11:18:57.208
3 -	45.902	1:03.584	31.714	2:21.200	62.03	2.750	11:21:18.408
4 -	45.225	1:02.789	31.286	2:19.300 **(2)**	62.88	0.850	11:23:37.708
5 -	45.175	1:03.487	31.925	2:20.587 **(3)**	62.30	2.137	11:25:58.295

P38 5 YPMR Max HOUSE Yamaha -

IDEAL LAP TIME : 2:18.777 BEST LAP TIME : 2:18.862 DIFFERENCE : 0.085

LAP	SECTOR 1	SECTOR 2	SECTOR 3	LAP TIME	MPH	DIFF	TIME OF DAY
1 -	OUTLAP	1:07.413	33.083	2:34.664	56.63	15.802	11:19:03.562
2 -	44.068	***1:03.101***	***31.693***	***2:18.862*** **(1)**	***63.08***		***11:21:22.424***

P39 63 YPMC Stephen JOHNSON Yamaha -

IDEAL LAP TIME : 2:18.301 BEST LAP TIME : 2:20.125 DIFFERENCE : 1.824

LAP	SECTOR 1	SECTOR 2	SECTOR 3	LAP TIME	MPH	DIFF	TIME OF DAY
1 -	***43.495***	***1:03.382***	33.248	***2:20.125*** **(1)**	***62.51***		***11:17:18.166***
2 -	44.926	1:04.031	31.559	2:20.516 **(2)**	62.34	0.391	11:19:38.682
3 -	45.427	1:04.400	32.303	2:22.130	61.63	2.005	11:22:00.812
4 -	44.275	1:05.244	***31.424***	2:20.943 **(3)**	62.15	0.818	11:24:21.755
5 -	44.710	1:06.215	32.824	2:23.749	60.93	3.624	11:26:45.504

Brands Hatch GP
Circuit Length = 2.4332 miles
Start: 11:12 Flag 11:25 End: 11:27

Weather / Track : Cloudy / Wet

BMCRC - MRO Championships 2016 - Rnd 8 @ Brands Hatch GP

Yamaha Past Masters & Junior Cup / Senior 300 Series

QUALIFYING - SECTOR ANALYSIS

SECTOR 1 = FL to I1, SECTOR 2 = I1 to I2, SECTOR 3 = I2 to FL, DIFF = Difference To Personal Best Lap

P40 30 S Malcolm HOWELL Kawasaki -

IDEAL LAP TIME : 2:19.170 BEST LAP TIME : 2:20.170 DIFFERENCE : 1.000

LAP	SECTOR 1	SECTOR 2	SECTOR 3	LAP TIME	MPH	DIFF	TIME OF DAY
1 -	***43.770***	1:07.023	35.587	2:26.380 **(3)**	59.84	6.210	11:17:26.485
2 -	46.423	1:13.109	34.840	2:34.372	56.74	14.202	11:20:00.857
3 -	46.687	1:06.426	32.760	2:25.873 **(2)**	60.05	5.703	11:22:26.730
4 -	46.348	1:07.534	32.708	2:26.590	59.75	6.420	11:24:53.320
5 -	44.770	***1:03.772***	***31.628***	***2:20.170*** **(1)**	***62.49***		***11:27:13.490***

P41 13 S Ben HAWES Kawasaki -

IDEAL LAP TIME : 2:12.075 BEST LAP TIME : 2:20.225 DIFFERENCE : 8.150

LAP	SECTOR 1	SECTOR 2	SECTOR 3	LAP TIME	MPH	DIFF	TIME OF DAY
1 -	43.837	1:04.535	31.853	***2:20.225*** **(1)**	***62.46***		***11:17:12.846***
2 -	42.179	***1:00.598***	***30.718***	2:13.495 **D**	65.61		11:19:26.341

P42 71 S Karie HENLY Kawasaki - Thomas Racing

IDEAL LAP TIME : 2:19.655 BEST LAP TIME : 2:20.442 DIFFERENCE : 0.787

LAP	SECTOR 1	SECTOR 2	SECTOR 3	LAP TIME	MPH	DIFF	TIME OF DAY
1 -	45.404	1:06.068	35.274	2:26.746 **(3)**	59.69	6.304	11:17:35.465
2 -	45.916	1:06.573	35.607	2:28.096	59.14	7.654	11:20:03.561
3 -	52.252	1:07.716	***32.315***	2:32.283	57.52	11.841	11:22:35.844
4 -	***43.652***	***1:03.688***	33.102	***2:20.442*** **(1)**	***62.37***		***11:24:56.286***
5 -	45.015	1:05.884	32.676	2:23.575 **(2)**	61.01	3.133	11:27:19.861

P43 21 J Callum SADBERRY Kawasaki -

IDEAL LAP TIME : 2:21.009 BEST LAP TIME : 2:21.009 DIFFERENCE : 0.000

LAP	SECTOR 1	SECTOR 2	SECTOR 3	LAP TIME	MPH	DIFF	TIME OF DAY
1 -	45.573	1:06.743	34.056	2:26.372	59.84	5.363	11:17:30.813
2 -	48.018	1:07.171	33.793	2:28.982	58.79	7.973	11:19:59.795
3 -	46.836	1:06.193	33.325	2:26.354 **(3)**	59.85	5.345	11:22:26.149
4 -	46.264	1:04.620	32.945	2:23.829 **(2)**	60.90	2.820	11:24:49.978
5 -	***44.856***	***1:03.538***	***32.615***	***2:21.009*** **(1)**	***62.12***		***11:27:10.987***

P44 90 YPMC Mark ELLERAY Yamaha - Abbot Solutions Ltd

IDEAL LAP TIME : 2:21.141 BEST LAP TIME : 2:21.854 DIFFERENCE : 0.713

LAP	SECTOR 1	SECTOR 2	SECTOR 3	LAP TIME	MPH	DIFF	TIME OF DAY
1 -	50.628	1:07.414	34.868	2:32.910 **(3)**	57.28	11.056	11:17:09.191
2 -	47.316	1:05.089	33.024	2:25.429 **(2)**	60.23	3.575	11:19:34.620
3 -	47.162	***1:02.848***	***31.844***	***2:21.854*** **(1)**	***61.75***		***11:21:56.474***

P45 25 S Leon JONES Kawasaki -

IDEAL LAP TIME : 2:21.986 BEST LAP TIME : 2:22.729 DIFFERENCE : 0.743

LAP	SECTOR 1	SECTOR 2	SECTOR 3	LAP TIME	MPH	DIFF	TIME OF DAY
1 -	***44.404***	***1:05.784***	32.541	***2:22.729*** **(1)**	***61.37***		***11:17:12.933***

P46 2 YPMC Lee HUFF Yamaha -

IDEAL LAP TIME : 2:20.073 BEST LAP TIME : 2:23.259 DIFFERENCE : 3.186

LAP	SECTOR 1	SECTOR 2	SECTOR 3	LAP TIME	MPH	DIFF	TIME OF DAY
1 -	***42.843***	1:06.948	33.468	***2:23.259*** **(1)**	***61.14***		***11:17:08.688***
2 -	44.304	***1:05.864***	34.355	2:24.523 **(2)**	60.61	1.264	11:19:33.211

P47 56 S Michael STONE Kawasaki -

IDEAL LAP TIME : 2:24.048 BEST LAP TIME : 2:24.048 DIFFERENCE : 0.000

LAP	SECTOR 1	SECTOR 2	SECTOR 3	LAP TIME	MPH	DIFF	TIME OF DAY
1 -	OUTLAP	1:09.446	34.639	2:40.591	54.54	16.543	11:19:32.063

Weather / Track : Cloudy / Wet

Brands Hatch GP
Circuit Length = 2.4332 miles
Start: 11:12 Flag 11:25 End: 11:27

BMCRC - MRO Championships 2016 - Rnd 8 @ Brands Hatch GP

Yamaha Past Masters & Junior Cup / Senior 300 Series

QUALIFYING - SECTOR ANALYSIS

SECTOR 1 = FL to I1, SECTOR 2 = I1 to I2, SECTOR 3 = I2 to FL, DIFF = Difference To Personal Best Lap

2 -	48.311	1:07.904	34.495	2:30.710	(3)	58.12	6.662	11:22:02.773
3 -	48.039	1:06.022	34.197	2:28.258	(2)	59.08	4.210	11:24:31.031
4 -	***46.046***	***1:04.459***	***33.543***	***2:24.048***	**(1)**	***60.81***		***11:26:55.079***

P48 58 YPMC Steve REDHEAD Yamaha - Binx Racing

IDEAL LAP TIME : 2:23.136 BEST LAP TIME : 2:25.323 DIFFERENCE : 2.187

LAP	SECTOR 1	SECTOR 2	SECTOR 3	LAP TIME		MPH	DIFF	TIME OF DAY
1 -	***45.456***	1:06.843	***33.024***	***2:25.323***	**(1)**	***60.27***		***11:16:59.141***

P49 74 YPM Paul WHITBY Yamaha - Prestige Decor Ltd

IDEAL LAP TIME : 2:25.227 BEST LAP TIME : 2:28.185 DIFFERENCE : 2.958

LAP	SECTOR 1	SECTOR 2	SECTOR 3	LAP TIME		MPH	DIFF	TIME OF DAY
1 -	47.610	1:07.099	34.589	2:29.298	(3)	58.67	1.113	11:16:58.877
2 -	***47.146***	***1:04.652***	36.387	***2:28.185***	**(1)**	***59.11***		***11:19:27.062***
3 -	48.297	1:07.223	***33.429***	2:28.949	(2)	58.81	0.764	11:21:56.011

P50 29 S Charlie STONE Kawasaki -

IDEAL LAP TIME : 2:34.303 BEST LAP TIME : 2:35.783 DIFFERENCE : 1.480

LAP	SECTOR 1	SECTOR 2	SECTOR 3	LAP TIME		MPH	DIFF	TIME OF DAY
1 -	53.595	1:16.466	38.192	2:48.253		52.06	12.470	11:18:11.324
2 -	51.476	***1:09.043***	35.264	***2:35.783***	**(1)**	***56.23***		***11:20:47.107***
3 -	50.990	1:12.082	***34.880***	2:37.952	(2)	55.45	2.169	11:23:25.059
4 -	***50.380***	1:12.664	37.339	2:40.383	(3)	54.61	4.600	11:26:05.442

P51 132 YPMR Sarah ENGLISH Yamaha -

IDEAL LAP TIME : 2:35.184 BEST LAP TIME : 2:36.143 DIFFERENCE : 0.959

LAP	SECTOR 1	SECTOR 2	SECTOR 3	LAP TIME		MPH	DIFF	TIME OF DAY
1 -	52.982	1:17.077	37.381	2:47.440		52.31	11.297	11:18:10.184
2 -	54.026	1:14.979	35.310	2:44.315	(3)	53.31	8.172	11:20:54.499
3 -	***49.613***	1:11.972	34.967	2:36.552	(2)	55.95	0.409	11:23:31.051
4 -	50.572	***1:11.503***	***34.068***	***2:36.143***	**(1)**	***56.10***		***11:26:07.194***

P52 45 S Steven HAWES Kawasaki - Clare Foley

IDEAL LAP TIME : BEST LAP TIME : 2:37.394 DIFFERENCE :

LAP	SECTOR 1	SECTOR 2	SECTOR 3	LAP TIME		MPH	DIFF	TIME OF DAY
1 -				2:51.652		51.03	14.258	11:18:42.679
2 -				2:44.576	(3)	53.22	7.182	11:21:27.255
3 -				2:39.856	(2)	54.79	2.462	11:24:07.111
4 -				***2:37.394***	**(1)**	***55.65***		***11:26:44.505***

P53 23 J Joe ELLIS Kawasaki -

IDEAL LAP TIME : 2:37.965 BEST LAP TIME : 2:39.811 DIFFERENCE : 1.846

LAP	SECTOR 1	SECTOR 2	SECTOR 3	LAP TIME		MPH	DIFF	TIME OF DAY
1 -	52.204	1:16.316	38.815	2:47.335		52.34	7.524	11:17:21.375
2 -	***50.453***	1:13.627	37.595	2:41.675	(2)	54.18	1.864	11:20:03.050
3 -	52.256	1:13.547	36.426	2:42.229	(3)	53.99	2.418	11:22:45.279
4 -	52.299	***1:11.811***	***35.701***	***2:39.811***	**(1)**	***54.81***		***11:25:25.090***

P54 25 YPMR Allan SEXTON Yamaha - Poole Motorcycles Ltd

IDEAL LAP TIME : 2:41.556 BEST LAP TIME : 2:43.643 DIFFERENCE : 2.087

LAP	SECTOR 1	SECTOR 2	SECTOR 3	LAP TIME		MPH	DIFF	TIME OF DAY
1 -	***49.723***	***1:14.665***	39.255	***2:43.643***	**(1)**	***53.53***		***11:18:01.903***
2 -	50.674	1:15.745	37.284	2:43.703	(2)	53.51	0.060	11:20:45.606
3 -	51.026	1:15.589	38.254	2:44.869	(3)	53.13	1.226	11:23:30.475
4 -	53.086	1:15.264	***37.168***	2:45.518		52.92	1.875	11:26:15.993

Weather / Track : Cloudy / Wet

Brands Hatch GP
Circuit Length = 2.4332 miles
Start: 11:12 Flag 11:25 End: 11:27

BMCRC - MRO Championships 2016 - Rnd 8 @ Brands Hatch GP

Yamaha Past Masters & Junior Cup / Senior 300 Series

QUALIFYING - SECTOR ANALYSIS

SECTOR 1 = FL to I1, SECTOR 2 = I1 to I2, SECTOR 3 = I2 to FL, DIFF = Difference To Personal Best Lap

P55 175 YPM Anthony JOHNSON Yamaha -

IDEAL LAP TIME : 2:09.820 BEST LAP TIME : DIFFERENCE :

LAP	SECTOR 1	SECTOR 2	SECTOR 3	LAP TIME		MPH	DIFF	TIME OF DAY
1 -	***42.324***	1:03.584	IN PIT	4:15.849	**P**	34.23		11:18:29.598
2 -	OUTLAP	57.690	31.597	2:16.182		64.32		11:20:45.780
3 -	42.950		IN PIT	3:05.593	**P**	47.19		11:23:51.373
4 -	OUTLAP	***56.364***	***31.132***	2:12.434		66.14		11:26:03.807

P56 81 YPM Scott GRANT Yamaha - SEAGER engineering/ Motaa Cycle Parts

IDEAL LAP TIME : 2:11.314 BEST LAP TIME : DIFFERENCE :

LAP	SECTOR 1	SECTOR 2	SECTOR 3	LAP TIME		MPH	DIFF	TIME OF DAY
1 -	***42.611***		IN PIT	2:14.422	**P**	65.16		11:17:05.401
2 -	OUTLAP	1:04.048	32.245	2:22.288		61.56		11:19:27.689
3 -	44.038	1:03.460	IN PIT	3:48.528	**P**	38.33		11:23:16.217
4 -	OUTLAP	***58.760***	***29.943***	2:13.791		65.47		11:25:30.008

Weather / Track : Cloudy / Wet

Brands Hatch GP
Circuit Length = 2.4332 miles
Start: 11:12 Flag 11:25 End: 11:27

BMCRC - MRO Championships 2016 - Rnd 8 @ Brands Hatch GP

Yamaha Past Masters & Junior Cup / Senior 300 Series

QUALIFYING - BEST SECTORS

	SECTOR 1			SECTOR 2			SECTOR 3			IDEAL / BEST COMPARISON					
POS	NO	NAME	TIME	NO	NAME	TIME	NO	NAME	TIME	POS	NO	NAME	IDEAL	BEST	DIFF
												PERFECT LAP	1:57.720		
1	3	LAMBDEN	37.049	48	TAYLOR	52.968	48	TAYLOR	27.703	1	13	EDMONDSON	1:58.678	1:58.939	0.261
2	13	EDMONDSON	37.552	13	EDMONDSON	53.218	1	BARBER	27.889	2	3	LAMBDEN	1:58.818	2:00.589	1.771
3	76	PINSON	38.072	3	LAMBDEN	53.228	13	EDMONDSON	27.908	3	48	TAYLOR	1:59.005	1:59.440	0.435
4	100	HALIL	38.147	1	BARBER	54.712	7	FISHWICK	28.421	4	1	BARBER	2:01.254	2:01.254	0.000
5	48	TAYLOR	38.334	93	ISAAC	54.824	3	LAMBDEN	28.541	5	93	ISAAC	2:02.121	2:02.322	0.201
6	126	HOPKINS	38.439	7	FISHWICK	54.892	93	ISAAC	28.731	6	76	PINSON	2:02.199	2:04.051	1.852
7	93	ISAAC	38.566	33	PAYNE	55.311	76	PINSON	28.769	7	126	HOPKINS	2:02.587	2:02.587	0.000
8	33	PAYNE	38.622	76	PINSON	55.358	28	MANNERING	28.779	8	33	PAYNE	2:02.759	2:03.963	1.204
9	1	BARBER	38.653	126	HOPKINS	55.361	126	HOPKINS	28.787	9	100	HALIL	2:03.189	2:03.874	0.685
10	38	WAKE	39.280	45	MOORE	55.378	38	WAKE	28.820	10	7	FISHWICK	2:03.262	2:03.274	0.012
11	45	MOORE	39.568	73	JORDAN	55.828	33	PAYNE	28.826	11	45	MOORE	2:03.885	2:05.450	1.565
12	22	BALLERINI	39.674	26	HOPKINS	56.010	100	HALIL	28.859	12	28	MANNERING	2:04.638	2:04.638	0.000
13	28	MANNERING	39.713	28	MANNERING	56.146	45	MOORE	28.939	13	73	JORDAN	2:04.866	2:04.866	0.000
14	9	HAW	39.790	100	HALIL	56.183	73	JORDAN	29.017	14	38	WAKE	2:04.895	2:04.895	0.000
15	26	HOPKINS	39.845	175	JOHNSON	56.364	26	HOPKINS	29.233	15	26	HOPKINS	2:05.088	2:05.635	0.547
16	7	FISHWICK	39.949	38	WAKE	56.795	22	BALLERINI	29.369	16	22	BALLERINI	2:07.463	2:07.463	0.000
17	73	JORDAN	40.021	106	BYRNE	57.673	81	GRANT	29.943	17	9	HAW	2:08.792	2:10.403	1.611
18	32	ROBSON	40.556	22	BALLERINI	58.420	9	HAW	29.971	18	106	BYRNE	2:08.807	2:08.807	0.000
19	106	BYRNE	40.672	34	EWENS	58.527	18	PRENTICE	30.138	19	32	ROBSON	2:09.573	2:11.240	1.667
20	34	EWENS	40.680	81	GRANT	58.760	11	MIDDLETON	30.143	20	34	EWENS	2:09.658	2:09.958	0.300
21	13	HAWES	40.759	32	ROBSON	58.788	32	ROBSON	30.229	21	175	JOHNSON	2:09.820		
22	36	FOWLE	40.806	9	HAW	59.031	33	GYTE	30.352	22	81	GRANT	2:11.314		
23	14	SALLISS	41.393	33	GYTE	59.510	27	PATERSON	30.377	23	33	GYTE	2:11.791	2:12.655	0.864
24	63	SMYTH	41.828	36	FOWLE	1:00.399	34	EWENS	30.451	24	13	HAWES	2:12.075	2:20.225	8.150
25	4	DUTTON	41.846	20	DICKINSON	1:00.460	106	BYRNE	30.462	25	36	FOWLE	2:12.534	2:14.092	1.558
26	48	SABBARTON	41.909	63	SMYTH	1:00.497	20	DICKINSON	30.678	26	11	MIDDLETON	2:12.950	2:13.956	1.006
27	113	BRADLEY	41.926	113	BRADLEY	1:00.521	13	HAWES	30.718	27	14	SALLISS	2:13.137	2:13.798	0.661
28	33	GYTE	41.929	13	HAWES	1:00.598	14	SALLISS	30.747	28	27	PATERSON	2:13.203	2:13.834	0.631
29	27	PATERSON	42.051	47	HILL	1:00.719	63	SMYTH	30.921	29	63	SMYTH	2:13.246	2:13.871	0.625
30	11	MIDDLETON	42.070	11	MIDDLETON	1:00.737	113	BRADLEY	30.966	30	113	BRADLEY	2:13.413	2:14.204	0.791
31	47	HILL	42.218	27	PATERSON	1:00.775	29	HARWOOD	31.012	31	47	HILL	2:14.190	2:14.190	0.000
32	175	JOHNSON	42.324	7	SHARMAN	1:00.951	48	SABBARTON	31.030	32	20	DICKINSON	2:14.249	2:14.872	0.623
33	81	GRANT	42.611	14	SALLISS	1:00.997	83	HUTCHEON	31.051	33	7	SHARMAN	2:14.619	2:15.298	0.679
34	7	SHARMAN	42.614	89	TEMPEST	1:01.398	7	SHARMAN	31.054	34	48	SABBARTON	2:14.955	2:15.275	0.320
35	17	HARRIS	42.630	37	CLEMONS	1:01.756	17	HARRIS	31.098	35	4	DUTTON	2:15.842	2:18.172	2.330
36	2	HUFF	42.843	48	SABBARTON	1:02.016	175	JOHNSON	31.132	36	29	HARWOOD	2:16.806	2:17.485	0.679
37	29	HARWOOD	43.096	83	HUTCHEON	1:02.319	47	HILL	31.253	37	89	TEMPEST	2:16.972	2:18.034	1.062
38	20	DICKINSON	43.111	17	HARRIS	1:02.511	36	FOWLE	31.329	38	37	CLEMONS	2:17.108	2:17.626	0.518
39	63	JOHNSON	43.495	4	DUTTON	1:02.599	2	HUFF	31.366	39	83	HUTCHEON	2:17.255	2:18.450	1.195
40	71	HENLY	43.652	29	HARWOOD	1:02.698	4	DUTTON	31.397	40	63	JOHNSON	2:18.301	2:20.125	1.824
41	30	HOWELL	43.770	90	ELLERAY	1:02.848	63	JOHNSON	31.424	41	5	HOUSE	2:18.777	2:18.862	0.085
42	37	CLEMONS	43.821	5	HOUSE	1:03.101	37	CLEMONS	31.531	42	30	HOWELL	2:19.170	2:20.170	1.000
43	83	HUTCHEON	43.885	63	JOHNSON	1:03.382	89	TEMPEST	31.581	43	71	HENLY	2:19.655	2:20.442	0.787
44	5	HOUSE	43.983	21	SADBERRY	1:03.538	30	HOWELL	31.628	44	2	HUFF	2:20.073	2:23.259	3.186
45	89	TEMPEST	43.993	71	HENLY	1:03.688	5	HOUSE	31.693	45	21	SADBERRY	2:21.009	2:21.009	0.000
46	25	JONES	44.404	30	HOWELL	1:03.772	25	JONES	31.798	46	90	ELLERAY	2:21.141	2:21.854	0.713
47	21	SADBERRY	44.856	56	STONE	1:04.459	90	ELLERAY	31.844	47	25	JONES	2:21.986	2:22.729	0.743
48	58	REDHEAD	45.456	74	WHITBY	1:04.652	71	HENLY	32.315	48	58	REDHEAD	2:23.136	2:25.323	2.187
49	56	STONE	46.046	58	REDHEAD	1:04.656	21	SADBERRY	32.615	49	56	STONE	2:24.048	2:24.048	0.000
50	90	ELLERAY	46.449	25	JONES	1:05.784	58	REDHEAD	33.024	50	74	WHITBY	2:25.227	2:28.185	2.958
51	74	WHITBY	47.146	2	HUFF	1:05.864	74	WHITBY	33.429	51	29	STONE	2:34.303	2:35.783	1.480
52	132	ENGLISH	49.613	29	STONE	1:09.043	56	STONE	33.543	52	132	ENGLISH	2:35.184	2:36.143	0.959
53	25	SEXTON	49.723	132	ENGLISH	1:11.503	132	ENGLISH	34.068	53	23	ELLIS	2:37.965	2:39.811	1.846
54	29	STONE	50.380	23	ELLIS	1:11.811	29	STONE	34.880	54	25	SEXTON	2:41.556	2:43.643	2.087
55	23	ELLIS	50.453	25	SEXTON	1:14.665	23	ELLIS	35.701	55	45	HAWES		2:37.394	
56							25	SEXTON	37.168	56	50	BEHAL		2:12.000	
57															
58															
59															

Weather / Track : Cloudy / Wet

Brands Hatch GP
Circuit Length = 2.4332 miles
Start: 11:12 Flag 11:25 End: 11:27

Results can be found at www.tsl-timing.com

Printed - 11:32 Saturday, 20 August 2016

BMCRC - MRO Championships 2016 - Rnd 8 @ Brands Hatch GP

ACU Team Green Junior Cup & Senior 300 Series

RACE 9 - CLASSIFICATION

POS	NO	CL	PIC	NAME	ENTRY	LAPS	TIME	GAP	DIFF	MPH	BEST	ON
1	**26**	J	1	Luke HOPKINS	Kawasaki - Mum - Zarra Hopkins	**5**	9:12.498			79.27	**1:48.232**	5
2	**3**	J	2	Joey LAMBDEN	Kawasaki -	**5**	9:12.565	**0.067**	0.067	79.26	**1:49.036**	4
3	**76**	J	3	Elliot PINSON	Kawasaki - Mum, Dad, Gran & Grandad	**5**	9:12.659	**0.161**	0.094	79.25	**1:48.252**	5
4	**126**	S	1	Gareth HOPKINS	Kawasaki - The Wife - Zarra Hopkins	**5**	9:27.902	**15.404**	15.243	77.12	**1:51.451**	4
5	**73**	S	2	Sarah JORDAN	Kawasaki - Bernard Elliott Racing	**5**	9:27.989	**15.491**	0.087	77.11	**1:51.327**	4
6	**106**	J	4	Patrick BYRNE	Kawasaki - PKB RACING	**5**	9:33.236	**20.738**	5.247	76.40	**1:52.713**	4
7	**93**	S	3	Monica ISAAC	Kawasaki - Fins Motorcycles & Blockade Services	**5**	9:33.334	**20.836**	0.098	76.39	**1:51.798**	5
8	**9**	S	4	Graham HAW	Kawasaki - Graham haw joinery	**5**	9:42.906	**30.408**	9.572	75.13	**1:54.510**	4
9	**47**	S	5	Matt HILL	Kawasaki -	**5**	9:49.412	**36.914**	6.506	74.30	**1:55.303**	4
10	**13**	S	6	Ben HAWES	Kawasaki -	**5**	9:49.521	**37.023**	0.109	74.29	**1:55.470**	3
11	**37**	S	7	Craig CLEMONS	Kawasaki - Naomi	**5**	9:51.091	**38.593**	1.570	74.09	**1:55.841**	4
12	**63**	S	8	Samuel SMYTH	Kawasaki -	**5**	9:53.675	**41.177**	2.584	73.77	**1:56.944**	4
13	**32**	S	9	Paul ROBSON	Kawasaki - Cheffing Solutions	**5**	9:55.459	**42.961**	1.784	73.55	**1:57.265**	2
14	**36**	J	5	Harry FOWLE	Kawasaki - A.Fowle Joinery	**5**	9:59.850	**47.352**	4.391	73.01	**1:57.111**	5
15	**20**	J	6	Kai DICKINSON	Kawasaki - Dad	**5**	9:59.885	**47.387**	0.035	73.01	**1:57.588**	5
16	**113**	J	7	Dean BRADLEY	Kawasaki -	**5**	10:00.291	**47.793**	0.406	72.96	**1:57.860**	5
17	**29**	S	10	Charlie STONE	Kawasaki -	**5**	10:00.646	**48.148**	0.355	72.92	**1:56.886**	4
18	**56**	S	11	Michael STONE	Kawasaki -	**5**	10:01.134	**48.636**	0.488	72.86	**1:55.424**	4
19	**25**	S	12	Leon JONES	Kawasaki -	**5**	10:01.220	**48.722**	0.086	72.85	**1:57.525**	3
20	**14**	S	13	Paul SALLISS	Kawasaki - Essentialexec.co.uk	**5**	10:17.726	**1:05.228**	16.506	70.90	**1:59.091**	5
21	**77**	S	14	Paul WILSON	Kawasaki -	**5**	10:18.060	**1:05.562**	0.334	70.86	**1:59.564**	5
22	**45**	S	15	Steven HAWES	Kawasaki - Clare Foley	**5**	10:27.858	**1:15.360**	9.798	69.75	**2:01.730**	4
23	**4**	J	8	James DUTTON	Kawasaki -	**5**	10:28.095	**1:15.597**	0.237	69.73	**2:02.620**	3
24	**7**	S	16	Michael SHARMAN	Kawasaki -	**5**	10:28.446	**1:15.948**	0.351	69.69	**2:01.700**	4
25	**30**	S	17	Malcolm HOWELL	Kawasaki -	**5**	10:31.270	**1:18.772**	2.824	69.38	**2:02.432**	4
26	**69**	J	9	Connor HALL	Kawasaki - S & Y CERAMICS	**5**	10:42.128	**1:29.630**	10.858	68.20	**2:03.533**	4
27	**11**	S	18	Aaron COELHO-COADY	Kawasaki - Palmer Performance / Tyres4Bikes	**5**	10:50.674	**1:38.176**	8.546	67.31	**2:04.686**	5
28	**23**	J	10	Joe ELLIS	Kawasaki -	**5**	10:52.287	**1:39.789**	1.613	67.14	**2:05.814**	5
29	**48**	S	19	Kevin SABBARTON	Kawasaki -	**5**	10:52.702	**1:40.204**	0.415	67.10	**2:06.115**	5
30	**88**	S	20	David COURT	Kawasaki -	**5**	10:52.914	**1:40.416**	0.212	67.08	**2:06.335**	4
31	**71**	S	21	Karie HENLY	Kawasaki - Thomas Racing	**5**	11:18.834	**2:06.336**	25.920	64.52	**2:13.150**	5
32	**21**	J	11	Callum SADBERRY	Kawasaki -	**5**	11:19.824	**2:07.326**	0.990	64.42	**2:13.372**	2

NOT CLASSIFIED

DNF	**33**	J	Brandon PAYNE	Kawasaki - Mom & dad	**0**	
DNF	**50**	J	Aditya Singh BEHAL	Kawasaki -	**0**	

FASTEST LAP

	26	J	Luke HOPKINS	Kawasaki - Mum - Zarra Hopkins	**5**	1:48.232	80.93 mph	130.25 kph
	73	S	Sarah JORDAN	Kawasaki - Bernard Elliott Racing	**4**	1:51.327	78.68 mph	126.63 kph

Class J - 90% of Race Speed = 71.34 mph
Class S - 90% of Race Speed = 69.40 mph

Brands Hatch GP
Circuit Length = 2.4332 miles
Start: 15:28 Flag 15:37 End: 15:40

Weather / Track : Cloudy / Dry
These results are provisional until the conclusion of any judicial and technical matters.

Clerk Of Course :		Timekeeper :

Results can be found at www.tsl-timing.com

Printed - 15:40 Saturday, 20 August 2016

BMCRC - MRO Championships 2016 - Rnd 8 @ Brands Hatch GP

ACU Team Green Junior Cup & Senior 300 Series

RACE 9 - LAP CHART

LAP 1 @ 15:30:32.077

NO	BEHIND	LAP TIME
3		1:55.713
76	0.620	1:56.333
26	0.716	1:56.429
73	3.535	1:59.248
126	3.792	1:59.505
106	4.684	2:00.397
9	5.773	2:01.486
93	6.112	2:01.825
32	8.361	2:04.074
63	8.744	2:04.457
47	8.850	2:04.563
13	9.667	2:05.380
37	9.688	2:05.401
113	10.685	2:06.398
36	12.147	2:07.860
25	12.267	2:07.980
20	12.350	2:08.063
77	14.384	2:10.097
29	14.943	2:10.656
56	16.724	2:12.437
4	16.997	2:12.710
7	17.812	2:13.525
14	18.088	2:13.801
45	18.979	2:14.692
30	19.734	2:15.447
69	22.803	2:18.516
23	24.458	2:20.171
48	24.841	2:20.554
88	24.937	2:20.650
21	27.413	2:23.126
11	27.621	2:23.334
71	29.630	2:25.343

LAP 2 @ 15:32:21.515

NO	BEHIND	LAP TIME
3		1:49.438
76	0.628	1:49.446
26	0.683	1:49.405
73	6.619	1:52.522
126	7.052	1:52.698
106	9.136	1:53.890
93	11.087	1:54.413
9	11.454	1:55.119
32	16.188	1:57.265
13	16.243	1:56.014
63	16.904	1:57.598
47	17.049	1:57.637
37	17.175	1:56.925
113	20.407	1:59.160
20	21.272	1:58.360
36	21.671	1:58.962
25	22.269	1:59.440
29	24.052	1:58.547
56	26.341	1:59.055
77	26.364	2:01.418
14	32.009	2:03.359
4	32.135	2:04.576
7	34.124	2:05.750
45	34.528	2:04.987
30	35.183	2:04.887
69	38.289	2:04.924
48	44.746	2:09.343
23	45.037	2:10.017
88	45.447	2:09.948
11	45.605	2:07.422
21	51.347	2:13.372
71	53.508	2:13.316

LAP 3 @ 15:34:10.721

NO	BEHIND	LAP TIME
3		1:49.206
26	0.606	1:49.129
76	0.693	1:49.271
126	10.103	1:52.257
73	10.317	1:52.904
106	13.362	1:53.432
93	14.834	1:52.953
9	17.423	1:55.175
13	22.507	1:55.470
47	23.355	1:55.512
32	24.922	1:57.940
37	25.040	1:57.071
63	25.330	1:57.632
113	29.963	1:58.762
20	29.993	1:57.927
36	30.495	1:58.030
25	30.588	1:57.525
29	31.932	1:57.086
56	34.200	1:57.065
77	39.808	2:02.650
14	43.402	2:00.599
4	45.549	2:02.620
7	49.092	2:04.174
45	49.309	2:03.987
30	49.809	2:03.832
69	53.353	2:04.270
23	1:04.103	2:08.272
48	1:04.507	2:08.967
11	1:04.809	2:08.410
88	1:05.697	2:09.456
21	1:16.650	2:14.509
71	1:17.532	2:13.230

LAP 4 @ 15:35:59.757

NO	BEHIND	LAP TIME
3		1:49.036
26	0.873	1:49.303
76	1.014	1:49.357
126	12.518	1:51.451
73	12.608	1:51.327
106	17.039	1:52.713
93	18.143	1:52.345
9	22.897	1:54.510
13	29.368	1:55.897
47	29.622	1:55.303
37	31.845	1:55.841
63	33.238	1:56.944
32	33.716	1:57.830
20	38.904	1:57.947
113	39.038	1:58.111
36	39.346	1:57.887
25	39.577	1:58.025
29	39.782	1:56.886
56	40.588	1:55.424
77	55.103	2:04.331
14	55.242	2:00.876
4	1:00.422	2:03.909
7	1:01.756	2:01.700
45	1:02.003	2:01.730
30	1:03.205	2:02.432
69	1:07.850	2:03.533
11	1:22.595	2:06.822
88	1:22.996	2:06.335
23	1:23.080	2:08.013
48	1:23.194	2:07.723
21	1:41.763	2:14.149
71	1:42.291	2:13.795

LAP 5 @ 15:37:48.862

NO	BEHIND	LAP TIME
26		1:48.232
3	0.067	1:49.172
76	0.161	1:48.252
126	15.404	1:51.991
73	15.491	1:51.988
106	20.738	1:52.804
93	20.836	1:51.798
9	30.408	1:56.616
47	36.914	1:56.397
13	37.023	1:56.760
37	38.593	1:55.853
63	41.177	1:57.044
32	42.961	1:58.350
36	47.352	1:57.111
20	47.387	1:57.588
113	47.793	1:57.860
29	48.148	1:57.471
56	48.636	1:57.153
25	48.722	1:58.250
14	1:05.228	1:59.091
77	1:05.562	1:59.564
45	1:15.360	2:02.462
4	1:15.597	2:04.280
7	1:15.948	2:03.297
30	1:18.772	2:04.672
69	1:29.630	2:10.885
11	1:38.176	2:04.686
23	1:39.789	2:05.814
48	1:40.204	2:06.115
88	1:40.416	2:06.525
71	2:06.336	2:13.150
21	2:07.326	2:14.668

Weather / Track : Cloudy / Dry

Brands Hatch GP
Circuit Length = 2.4332 miles
Start: 15:28 Flag 15:37 End: 15:40

Results can be found at www.tsl-timing.com

Printed - 15:42 Saturday, 20 August 2016

BMCRC - MRO Championships 2016 - Rnd 8 @ Brands Hatch GP

ACU Team Green Junior Cup & Senior 300 Series

RACE 9 - SECTOR ANALYSIS

SECTOR 1 = FL to I1, SECTOR 2 = I1 to I2, SECTOR 3 = I2 to FL, DIFF = Difference To Personal Best Lap

P1 26 J Luke HOPKINS Kawasaki - Mum - Zarra Hopkins

IDEAL LAP TIME : 1:48.232 BEST LAP TIME : 1:48.232 DIFFERENCE : 0.000

LAP	SECTOR 1	SECTOR 2	SECTOR 3	LAP TIME	MPH	DIFF	TIME OF DAY
1 -		50.354	26.099	1:56.429	75.23	8.197	15:30:32.793
2 -	34.275	49.083	26.047	1:49.405	80.06	1.173	15:32:22.198
3 -	34.011	48.935	26.183	1:49.129 (2)	80.27	0.897	15:34:11.327
4 -	33.873	49.377	26.053	1:49.303 (3)	80.14	1.071	15:36:00.630
5 -	***33.614***	***48.773***	***25.845***	***1:48.232 (1)***	***80.93***		***15:37:48.862***

P2 3 J Joey LAMBDEN Kawasaki -

IDEAL LAP TIME : 1:48.892 BEST LAP TIME : 1:49.036 DIFFERENCE : 0.144

LAP	SECTOR 1	SECTOR 2	SECTOR 3	LAP TIME	MPH	DIFF	TIME OF DAY
1 -		49.891	26.246	1:55.713	75.70	6.677	15:30:32.077
2 -	33.892	49.202	26.344	1:49.438	80.04	0.402	15:32:21.515
3 -	***33.807***	49.164	26.235	1:49.206 (3)	80.21	0.170	15:34:10.721
4 -	33.847	***49.021***	26.168	***1:49.036 (1)***	***80.33***		***15:35:59.757***
5 -	34.012	49.096	***26.064***	1:49.172 (2)	80.23	0.136	15:37:48.929

P3 76 J Elliot PINSON Kawasaki - Mum, Dad, Gran & Grandad

IDEAL LAP TIME : 1:48.183 BEST LAP TIME : 1:48.252 DIFFERENCE : 0.069

LAP	SECTOR 1	SECTOR 2	SECTOR 3	LAP TIME	MPH	DIFF	TIME OF DAY
1 -		50.099	26.221	1:56.333	75.29	8.081	15:30:32.697
2 -	34.009	49.131	26.306	1:49.446	80.03	1.194	15:32:22.143
3 -	***33.551***	49.164	26.556	1:49.271 (2)	80.16	1.019	15:34:11.414
4 -	33.949	49.582	***25.826***	1:49.357 (3)	80.10	1.105	15:36:00.771
5 -	33.616	***48.806***	25.830	***1:48.252 (1)***	***80.92***		***15:37:49.023***

P4 126 S Gareth HOPKINS Kawasaki - The Wife - Zarra Hopkins

IDEAL LAP TIME : 1:51.218 BEST LAP TIME : 1:51.451 DIFFERENCE : 0.233

LAP	SECTOR 1	SECTOR 2	SECTOR 3	LAP TIME	MPH	DIFF	TIME OF DAY
1 -		51.354	26.691	1:59.505	73.30	8.054	15:30:35.869
2 -	35.046	50.764	26.888	1:52.698	77.72	1.247	15:32:28.567
3 -	34.819	50.441	26.997	1:52.257 (3)	78.03	0.806	15:34:20.824
4 -	***34.353***	***50.296***	26.802	***1:51.451 (1)***	***78.59***		***15:36:12.275***
5 -	34.499	50.923	***26.569***	1:51.991 (2)	78.21	0.540	15:38:04.266

P5 73 S Sarah JORDAN Kawasaki - Bernard Elliott Racing

IDEAL LAP TIME : 1:51.112 BEST LAP TIME : 1:51.327 DIFFERENCE : 0.215

LAP	SECTOR 1	SECTOR 2	SECTOR 3	LAP TIME	MPH	DIFF	TIME OF DAY
1 -		50.672	26.767	1:59.248	73.45	7.921	15:30:35.612
2 -	35.867	49.935	26.720	1:52.522 (3)	77.85	1.195	15:32:28.134
3 -	35.626	50.295	26.983	1:52.904	77.58	1.577	15:34:21.038
4 -	***34.929***	***49.871***	26.527	***1:51.327 (1)***	***78.68***		***15:36:12.365***
5 -	35.140	50.536	***26.312***	1:51.988 (2)	78.22	0.661	15:38:04.353

P6 106 J Patrick BYRNE Kawasaki - PKB RACING

IDEAL LAP TIME : 1:52.526 BEST LAP TIME : 1:52.713 DIFFERENCE : 0.187

LAP	SECTOR 1	SECTOR 2	SECTOR 3	LAP TIME	MPH	DIFF	TIME OF DAY
1 -		52.240	27.072	2:00.397	72.75	7.684	15:30:36.761
2 -	35.555	50.947	27.388	1:53.890	76.91	1.177	15:32:30.651
3 -	35.336	50.975	27.121	1:53.432 (3)	77.22	0.719	15:34:24.083
4 -	35.090	***50.731***	***26.892***	***1:52.713 (1)***	***77.71***		***15:36:16.796***
5 -	***34.903***	50.892	27.009	1:52.804 (2)	77.65	0.091	15:38:09.600

P7 93 S Monica ISAAC Kawasaki - Fins Motorcycles & Blockade Services

IDEAL LAP TIME : 1:51.798 BEST LAP TIME : 1:51.798 DIFFERENCE : 0.000

LAP	SECTOR 1	SECTOR 2	SECTOR 3	LAP TIME	MPH	DIFF	TIME OF DAY

Weather / Track : Cloudy / Dry

Brands Hatch GP
Circuit Length = 2.4332 miles
Start: 15:28 Flag 15:37 End: 15:40

BMCRC - MRO Championships 2016 - Rnd 8 @ Brands Hatch GP

ACU Team Green Junior Cup & Senior 300 Series

RACE 9 - SECTOR ANALYSIS

SECTOR 1 = FL to I1, SECTOR 2 = I1 to I2, SECTOR 3 = I2 to FL, DIFF = Difference To Personal Best Lap

1 -		52.061	27.329	2:01.825		71.90	10.027	15:30:38.189
2 -	35.963	51.207	27.243	1:54.413		76.56	2.615	15:32:32.602
3 -	35.456	50.409	27.088	1:52.953	(3)	77.55	1.155	15:34:25.555
4 -	35.312	50.255	26.778	1:52.345	(2)	77.97	0.547	15:36:17.900
5 -	***35.132***	***50.154***	***26.512***	***1:51.798***	**(1)**	***78.35***		***15:38:09.698***

P8 9 S Graham HAW Kawasaki - Graham haw joinery

IDEAL LAP TIME : 1:54.175 BEST LAP TIME : 1:54.510 DIFFERENCE : 0.335

LAP	SECTOR 1	SECTOR 2	SECTOR 3	LAP TIME		MPH	DIFF	TIME OF DAY
1 -		52.257	***27.179***	2:01.486		72.10	6.976	15:30:37.850
2 -	35.512	51.998	27.609	1:55.119	(2)	76.09	0.609	15:32:32.969
3 -	***35.370***	52.370	27.435	1:55.175	(3)	76.05	0.665	15:34:28.144
4 -	35.513	***51.626***	27.371	***1:54.510***	**(1)**	***76.49***		***15:36:22.654***
5 -	36.248	52.490	27.878	1:56.616		75.11	2.106	15:38:19.270

P9 47 S Matt HILL Kawasaki -

IDEAL LAP TIME : 1:55.001 BEST LAP TIME : 1:55.303 DIFFERENCE : 0.302

LAP	SECTOR 1	SECTOR 2	SECTOR 3	LAP TIME		MPH	DIFF	TIME OF DAY
1 -		53.216	27.498	2:04.563		70.32	9.260	15:30:40.927
2 -	36.385	53.757	27.495	1:57.637		74.46	2.334	15:32:38.564
3 -	35.831	***52.389***	27.292	1:55.512	(2)	75.83	0.209	15:34:34.076
4 -	***35.353***	52.691	***27.259***	***1:55.303***	**(1)**	***75.97***		***15:36:29.379***
5 -	35.852	52.824	27.721	1:56.397	(3)	75.25	1.094	15:38:25.776

P10 13 S Ben HAWES Kawasaki -

IDEAL LAP TIME : 1:55.276 BEST LAP TIME : 1:55.470 DIFFERENCE : 0.194

LAP	SECTOR 1	SECTOR 2	SECTOR 3	LAP TIME		MPH	DIFF	TIME OF DAY
1 -		53.686	27.359	2:05.380		69.86	9.910	15:30:41.744
2 -	36.191	52.487	***27.336***	1:56.014	(3)	75.50	0.544	15:32:37.758
3 -	***35.810***	***52.130***	27.530	***1:55.470***	**(1)**	***75.86***		***15:34:33.228***
4 -	36.045	52.426	27.426	1:55.897	(2)	75.58	0.427	15:36:29.125
5 -	36.050	52.606	28.104	1:56.760		75.02	1.290	15:38:25.885

P11 37 S Craig CLEMONS Kawasaki - Naomi

IDEAL LAP TIME : 1:55.539 BEST LAP TIME : 1:55.841 DIFFERENCE : 0.302

LAP	SECTOR 1	SECTOR 2	SECTOR 3	LAP TIME		MPH	DIFF	TIME OF DAY
1 -		53.479	27.717	2:05.401		69.85	9.560	15:30:41.765
2 -	36.449	53.058	***27.418***	1:56.925	(3)	74.91	1.084	15:32:38.690
3 -	35.933	53.244	27.894	1:57.071		74.82	1.230	15:34:35.761
4 -	36.044	52.316	27.481	***1:55.841***	**(1)**	***75.61***		***15:36:31.602***
5 -	***35.879***	***52.242***	27.732	1:55.853	(2)	75.61	0.012	15:38:27.455

P12 63 S Samuel SMYTH Kawasaki -

IDEAL LAP TIME : 1:56.505 BEST LAP TIME : 1:56.944 DIFFERENCE : 0.439

LAP	SECTOR 1	SECTOR 2	SECTOR 3	LAP TIME		MPH	DIFF	TIME OF DAY
1 -		53.889	27.644	2:04.457		70.38	7.513	15:30:40.821
2 -	36.946	53.122	***27.530***	1:57.598	(3)	74.48	0.654	15:32:38.419
3 -	36.731	53.251	27.650	1:57.632		74.46	0.688	15:34:36.051
4 -	36.693	***52.691***	27.560	***1:56.944***	**(1)**	***74.90***		***15:36:32.995***
5 -	***36.284***	53.121	27.639	1:57.044	(2)	74.84	0.100	15:38:30.039

P13 32 S Paul ROBSON Kawasaki - Cheffing Solutions

IDEAL LAP TIME : 1:56.915 BEST LAP TIME : 1:57.265 DIFFERENCE : 0.350

LAP	SECTOR 1	SECTOR 2	SECTOR 3	LAP TIME		MPH	DIFF	TIME OF DAY
1 -		52.929	27.917	2:04.074		70.60	6.809	15:30:40.438
2 -	36.861	52.587	***27.817***	***1:57.265***	**(1)**	***74.70***		***15:32:37.703***
3 -	***36.624***	53.291	28.025	1:57.940	(3)	74.27	0.675	15:34:35.643
4 -	36.900	***52.474***	28.456	1:57.830	(2)	74.34	0.565	15:36:33.473

Weather / Track : Cloudy / Dry

Brands Hatch GP
Circuit Length = 2.4332 miles
Start: 15:28 Flag 15:37 End: 15:40

BMCRC - MRO Championships 2016 - Rnd 8 @ Brands Hatch GP

ACU Team Green Junior Cup & Senior 300 Series

RACE 9 - SECTOR ANALYSIS

SECTOR 1 = FL to I1, SECTOR 2 = I1 to I2, SECTOR 3 = I2 to FL, DIFF = Difference To Personal Best Lap

5 -	36.708	53.340	28.302	1:58.350	74.01	1.085	15:38:31.823

P14 36 J Harry FOWLE Kawasaki - A.Fowle Joinery

IDEAL LAP TIME : 1:57.011 BEST LAP TIME : 1:57.111 DIFFERENCE : 0.100

LAP	SECTOR 1	SECTOR 2	SECTOR 3	LAP TIME	MPH	DIFF	TIME OF DAY
1 -		54.500	28.357	2:07.860	68.51	10.749	15:30:44.224
2 -	37.269	53.562	28.131	1:58.962	73.63	1.851	15:32:43.186
3 -	36.471	53.539	28.020	1:58.030 (3)	74.21	0.919	15:34:41.216
4 -	37.094	***53.096***	***27.697***	1:57.887 (2)	74.30	0.776	15:36:39.103
5 -	***36.218***	53.107	27.786	***1:57.111 (1)***	***74.79***		***15:38:36.214***

P15 20 J Kai DICKINSON Kawasaki - Dad

IDEAL LAP TIME : 1:56.920 BEST LAP TIME : 1:57.588 DIFFERENCE : 0.668

LAP	SECTOR 1	SECTOR 2	SECTOR 3	LAP TIME	MPH	DIFF	TIME OF DAY
1 -		54.048	28.156	2:08.063	68.40	10.475	15:30:44.427
2 -	37.393	52.785	28.182	1:58.360	74.01	0.772	15:32:42.787
3 -	***36.256***	53.654	***28.017***	1:57.927 (2)	74.28	0.339	15:34:40.714
4 -	36.678	53.207	28.062	1:57.947 (3)	74.26	0.359	15:36:38.661
5 -	36.849	***52.647***	28.092	***1:57.588 (1)***	***74.49***		***15:38:36.249***

P16 113 J Dean BRADLEY Kawasaki -

IDEAL LAP TIME : 1:57.654 BEST LAP TIME : 1:57.860 DIFFERENCE : 0.206

LAP	SECTOR 1	SECTOR 2	SECTOR 3	LAP TIME	MPH	DIFF	TIME OF DAY
1 -		54.750	27.691	2:06.398	69.30	8.538	15:30:42.762
2 -	37.129	53.789	28.242	1:59.160	73.51	1.300	15:32:41.922
3 -	***36.789***	54.058	27.915	1:58.762 (3)	73.75	0.902	15:34:40.684
4 -	36.803	53.522	27.786	1:58.111 (2)	74.16	0.251	15:36:38.795
5 -	36.995	***53.256***	***27.609***	***1:57.860 (1)***	***74.32***		***15:38:36.655***

P17 29 S Charlie STONE Kawasaki -

IDEAL LAP TIME : 1:56.827 BEST LAP TIME : 1:56.886 DIFFERENCE : 0.059

LAP	SECTOR 1	SECTOR 2	SECTOR 3	LAP TIME	MPH	DIFF	TIME OF DAY
1 -		55.135	28.007	2:10.656	67.04	13.770	15:30:47.020
2 -	37.678	53.233	27.636	1:58.547	73.89	1.661	15:32:45.567
3 -	36.345	***53.161***	27.580	1:57.086 (2)	74.81	0.200	15:34:42.653
4 -	***36.211***	53.220	***27.455***	***1:56.886 (1)***	***74.94***		***15:36:39.539***
5 -	36.456	53.228	27.787	1:57.471 (3)	74.57	0.585	15:38:37.010

P18 56 S Michael STONE Kawasaki -

IDEAL LAP TIME : 1:54.849 BEST LAP TIME : 1:55.424 DIFFERENCE : 0.575

LAP	SECTOR 1	SECTOR 2	SECTOR 3	LAP TIME	MPH	DIFF	TIME OF DAY
1 -		55.443	28.671	2:12.437	66.14	17.013	15:30:48.801
2 -	37.426	52.850	28.779	1:59.055	73.57	3.631	15:32:47.856
3 -	36.712	52.556	27.797	1:57.065 (2)	74.82	1.641	15:34:44.921
4 -	36.650	***51.516***	***27.258***	***1:55.424 (1)***	***75.89***		***15:36:40.345***
5 -	***36.075***	53.025	28.053	1:57.153 (3)	74.77	1.729	15:38:37.498

P19 25 S Leon JONES Kawasaki -

IDEAL LAP TIME : 1:57.296 BEST LAP TIME : 1:57.525 DIFFERENCE : 0.229

LAP	SECTOR 1	SECTOR 2	SECTOR 3	LAP TIME	MPH	DIFF	TIME OF DAY
1 -		54.400	28.270	2:07.980	68.44	10.455	15:30:44.344
2 -	37.765	53.821	27.854	1:59.440	73.34	1.915	15:32:43.784
3 -	***36.368***	***53.380***	27.777	***1:57.525 (1)***	***74.53***		***15:34:41.309***
4 -	36.859	53.618	***27.548***	1:58.025 (2)	74.22	0.500	15:36:39.334
5 -	36.888	53.601	27.761	1:58.250 (3)	74.07	0.725	15:38:37.584

Weather / Track : Cloudy / Dry

Brands Hatch GP
Circuit Length = 2.4332 miles
Start: 15:28 Flag 15:37 End: 15:40

BMCRC - MRO Championships 2016 - Rnd 8 @ Brands Hatch GP

ACU Team Green Junior Cup & Senior 300 Series

RACE 9 - SECTOR ANALYSIS

SECTOR 1 = FL to I1, SECTOR 2 = I1 to I2, SECTOR 3 = I2 to FL, DIFF = Difference To Personal Best Lap

P20 14 S Paul SALLISS Kawasaki - Essentialexec.co.uk

IDEAL LAP TIME : 1:59.079 BEST LAP TIME : 1:59.091 DIFFERENCE : 0.012

LAP	SECTOR 1	SECTOR 2	SECTOR 3	LAP TIME	MPH	DIFF	TIME OF DAY
1 -		57.431	29.027	2:13.801	65.46	14.710	15:30:50.165
2 -	39.315	56.070	***27.974***	2:03.359	71.01	4.268	15:32:53.524
3 -	37.337	55.276	27.986	2:00.599 **(2)**	72.63	1.508	15:34:54.123
4 -	37.102	54.742	29.032	2:00.876 **(3)**	72.46	1.785	15:36:54.999
5 -	***36.927***	***54.178***	27.986	***1:59.091*** **(1)**	***73.55***		***15:38:54.090***

P21 77 S Paul WILSON Kawasaki -

IDEAL LAP TIME : 1:59.564 BEST LAP TIME : 1:59.564 DIFFERENCE : 0.000

LAP	SECTOR 1	SECTOR 2	SECTOR 3	LAP TIME	MPH	DIFF	TIME OF DAY
1 -		54.427	28.863	2:10.097	67.33	10.533	15:30:46.461
2 -	38.330	53.988	29.100	2:01.418 **(2)**	72.14	1.854	15:32:47.879
3 -	38.161	55.499	28.990	2:02.650 **(3)**	71.42	3.086	15:34:50.529
4 -	39.045	56.284	29.002	2:04.331	70.45	4.767	15:36:54.860
5 -	***37.944***	***53.533***	***28.087***	***1:59.564*** **(1)**	***73.26***		***15:38:54.424***

P22 45 S Steven HAWES Kawasaki - Clare Foley

IDEAL LAP TIME : 2:00.551 BEST LAP TIME : 2:01.730 DIFFERENCE : 1.179

LAP	SECTOR 1	SECTOR 2	SECTOR 3	LAP TIME	MPH	DIFF	TIME OF DAY
1 -		57.580	28.935	2:14.692	65.03	12.962	15:30:51.056
2 -	39.074	56.694	29.219	2:04.987	70.08	3.257	15:32:56.043
3 -	38.572	56.658	28.757	2:03.987 **(3)**	70.65	2.257	15:35:00.030
4 -	38.834	***54.228***	***28.668***	***2:01.730*** **(1)**	***71.96***		***15:37:01.760***
5 -	***37.655***	56.119	28.688	2:02.462 **(2)**	71.53	0.732	15:39:04.222

P23 4 J James DUTTON Kawasaki -

IDEAL LAP TIME : 2:02.547 BEST LAP TIME : 2:02.620 DIFFERENCE : 0.073

LAP	SECTOR 1	SECTOR 2	SECTOR 3	LAP TIME	MPH	DIFF	TIME OF DAY
1 -		57.049	***28.646***	2:12.710	66.00	10.090	15:30:49.074
2 -	39.351	56.305	28.920	2:04.576	70.31	1.956	15:32:53.650
3 -	***38.361***	***55.540***	28.719	***2:02.620*** **(1)**	***71.43***		***15:34:56.270***
4 -	38.844	55.870	29.195	2:03.909 **(2)**	70.69	1.289	15:37:00.179
5 -	38.830	56.149	29.301	2:04.280 **(3)**	70.48	1.660	15:39:04.459

P24 7 S Michael SHARMAN Kawasaki -

IDEAL LAP TIME : 2:01.556 BEST LAP TIME : 2:01.700 DIFFERENCE : 0.144

LAP	SECTOR 1	SECTOR 2	SECTOR 3	LAP TIME	MPH	DIFF	TIME OF DAY
1 -		57.790	28.974	2:13.525	65.60	11.825	15:30:49.889
2 -	38.485	57.818	29.447	2:05.750	69.66	4.050	15:32:55.639
3 -	38.672	56.135	29.367	2:04.174 **(3)**	70.54	2.474	15:34:59.813
4 -	***38.238***	***54.588***	28.874	***2:01.700*** **(1)**	***71.97***		***15:37:01.513***
5 -	38.996	55.571	***28.730***	2:03.297 **(2)**	71.04	1.597	15:39:04.810

P25 30 S Malcolm HOWELL Kawasaki -

IDEAL LAP TIME : 2:01.889 BEST LAP TIME : 2:02.432 DIFFERENCE : 0.543

LAP	SECTOR 1	SECTOR 2	SECTOR 3	LAP TIME	MPH	DIFF	TIME OF DAY
1 -		56.866	29.328	2:15.447	64.67	13.015	15:30:51.811
2 -	38.559	56.877	29.451	2:04.887	70.14	2.455	15:32:56.698
3 -	38.320	56.796	28.716	2:03.832 **(2)**	70.73	1.400	15:35:00.530
4 -	38.526	***55.474***	***28.432***	***2:02.432*** **(1)**	***71.54***		***15:37:02.962***
5 -	***37.983***	57.789	28.900	2:04.672 **(3)**	70.26	2.240	15:39:07.634

P26 69 J Connor HALL Kawasaki - S & Y CERAMICS

IDEAL LAP TIME : 2:03.250 BEST LAP TIME : 2:03.533 DIFFERENCE : 0.283

LAP	SECTOR 1	SECTOR 2	SECTOR 3	LAP TIME	MPH	DIFF	TIME OF DAY

Weather / Track : Cloudy / Dry

Brands Hatch GP
Circuit Length = 2.4332 miles
Start: 15:28 Flag 15:37 End: 15:40

BMCRC - MRO Championships 2016 - Rnd 8 @ Brands Hatch GP

ACU Team Green Junior Cup & Senior 300 Series

RACE 9 - SECTOR ANALYSIS

SECTOR 1 = FL to I1, SECTOR 2 = I1 to I2, SECTOR 3 = I2 to FL, DIFF = Difference To Personal Best Lap

1 -		58.017	29.626	2:18.516	63.24	14.983	15:30:54.880
2 -	38.786	56.268	29.870	2:04.924 (3)	70.12	1.391	15:32:59.804
3 -	38.785	56.302	***29.183***	2:04.270 (2)	70.49	0.737	15:35:04.074
4 -	***38.058***	***56.009***	29.466	***2:03.533 (1)***	***70.91***		***15:37:07.607***
5 -	40.360	59.508	31.017	2:10.885	66.92	7.352	15:39:18.492

P27 11 S Aaron COELHO-COADY Kawasaki - Palmer Performance / Tyres4Bikes

IDEAL LAP TIME : 2:04.330 BEST LAP TIME : 2:04.686 DIFFERENCE : 0.356

LAP	SECTOR 1	SECTOR 2	SECTOR 3	LAP TIME	MPH	DIFF	TIME OF DAY
1 -		1:00.176	31.329	2:23.334	61.11	18.648	15:30:59.698
2 -	39.949	57.711	29.762	2:07.422 (3)	68.74	2.736	15:33:07.120
3 -	40.686	58.636	***29.088***	2:08.410	68.21	3.724	15:35:15.530
4 -	39.409	57.825	29.588	2:06.822 (2)	69.07	2.136	15:37:22.352
5 -	***38.955***	***56.287***	29.444	***2:04.686 (1)***	***70.25***		***15:39:27.038***

P28 23 J Joe ELLIS Kawasaki -

IDEAL LAP TIME : 2:05.814 BEST LAP TIME : 2:05.814 DIFFERENCE : 0.000

LAP	SECTOR 1	SECTOR 2	SECTOR 3	LAP TIME	MPH	DIFF	TIME OF DAY
1 -		59.469	30.382	2:20.171	62.49	14.357	15:30:56.535
2 -	40.187	59.470	30.360	2:10.017	67.37	4.203	15:33:06.552
3 -	39.681	58.907	29.684	2:08.272 (3)	68.29	2.458	15:35:14.824
4 -	39.486	58.199	30.328	2:08.013 (2)	68.42	2.199	15:37:22.837
5 -	***39.265***	***57.266***	***29.283***	***2:05.814 (1)***	***69.62***		***15:39:28.651***

P29 48 S Kevin SABBARTON Kawasaki -

IDEAL LAP TIME : 2:06.061 BEST LAP TIME : 2:06.115 DIFFERENCE : 0.054

LAP	SECTOR 1	SECTOR 2	SECTOR 3	LAP TIME	MPH	DIFF	TIME OF DAY
1 -		59.705	29.863	2:20.554	62.32	14.439	15:30:56.918
2 -	40.056	59.502	29.785	2:09.343	67.72	3.228	15:33:06.261
3 -	40.980	58.499	29.488	2:08.967 (3)	67.92	2.852	15:35:15.228
4 -	***39.451***	58.707	29.565	2:07.723 (2)	68.58	1.608	15:37:22.951
5 -	39.505	***57.258***	***29.352***	***2:06.115 (1)***	***69.45***		***15:39:29.066***

P30 88 S David COURT Kawasaki -

IDEAL LAP TIME : 2:05.760 BEST LAP TIME : 2:06.335 DIFFERENCE : 0.575

LAP	SECTOR 1	SECTOR 2	SECTOR 3	LAP TIME	MPH	DIFF	TIME OF DAY
1 -		59.871	29.295	2:20.650	62.28	14.315	15:30:57.014
2 -	40.416	59.693	29.839	2:09.948	67.41	3.613	15:33:06.962
3 -	40.561	58.994	29.901	2:09.456 (3)	67.66	3.121	15:35:16.418
4 -	***39.151***	57.609	29.575	***2:06.335 (1)***	***69.33***		***15:37:22.753***
5 -	39.916	***57.412***	***29.197***	2:06.525 (2)	69.23	0.190	15:39:29.278

P31 71 S Karie HENLY Kawasaki - Thomas Racing

IDEAL LAP TIME : 2:11.827 BEST LAP TIME : 2:13.150 DIFFERENCE : 1.323

LAP	SECTOR 1	SECTOR 2	SECTOR 3	LAP TIME	MPH	DIFF	TIME OF DAY
1 -		1:01.146	31.430	2:25.343	60.26	12.193	15:31:01.707
2 -	41.801	***1:00.418***	31.097	2:13.316 (3)	65.70	0.166	15:33:15.023
3 -	***41.144***	1:01.365	30.721	2:13.230 (2)	65.74	0.080	15:35:28.253
4 -	41.889	1:01.367	30.539	2:13.795	65.47	0.645	15:37:42.048
5 -	42.430	1:00.455	***30.265***	***2:13.150 (1)***	***65.78***		***15:39:55.198***

P32 21 J Callum SADBERRY Kawasaki -

IDEAL LAP TIME : 2:13.111 BEST LAP TIME : 2:13.372 DIFFERENCE : 0.261

LAP	SECTOR 1	SECTOR 2	SECTOR 3	LAP TIME	MPH	DIFF	TIME OF DAY
1 -		1:00.618	31.319	2:23.126	61.20	9.754	15:30:59.490
2 -	***42.150***	***1:00.118***	31.104	***2:13.372 (1)***	***65.67***		***15:33:12.862***
3 -	42.337	1:00.797	31.375	2:14.509 (3)	65.12	1.137	15:35:27.371
4 -	42.185	1:00.981	30.983	2:14.149 (2)	65.29	0.777	15:37:41.520

Weather / Track : Cloudy / Dry

Brands Hatch GP
Circuit Length = 2.4332 miles
Start: 15:28 Flag 15:37 End: 15:40

BMCRC - MRO Championships 2016 - Rnd 8 @ Brands Hatch GP

ACU Team Green Junior Cup & Senior 300 Series

RACE 9 - SECTOR ANALYSIS

SECTOR 1 = FL to I1, SECTOR 2 = I1 to I2, SECTOR 3 = I2 to FL, DIFF = Difference To Personal Best Lap

5 -	42.550	1:01.275	***30.843***	2:14.668	65.04	1.296	15:39:56.188

Weather / Track : Cloudy / Dry

Brands Hatch GP
Circuit Length = 2.4332 miles
Start: 15:28 Flag 15:37 End: 15:40

BMCRC - MRO Championships 2016 - Rnd 8 @ Brands Hatch GP

ACU Team Green Junior Cup & Senior 300 Series

RACE 9 - BEST SECTORS

	SECTOR 1			SECTOR 2			SECTOR 3			IDEAL / BEST COMPARISON					
POS	NO	NAME	TIME	NO	NAME	TIME	NO	NAME	TIME	POS	NO	NAME	IDEAL	BEST	DIFF
												PERFECT LAP	1:48.150		
1	76	PINSON	33.551	26	HOPKINS	48.773	76	PINSON	25.826	1	76	PINSON	1:48.183	1:48.252	0.069
2	26	HOPKINS	33.614	76	PINSON	48.806	26	HOPKINS	25.845	2	26	HOPKINS	1:48.232	1:48.232	0.000
3	3	LAMBDEN	33.807	3	LAMBDEN	49.021	3	LAMBDEN	26.064	3	3	LAMBDEN	1:48.892	1:49.036	0.144
4	126	HOPKINS	34.353	73	JORDAN	49.871	73	JORDAN	26.312	4	73	JORDAN	1:51.112	1:51.327	0.215
5	106	BYRNE	34.903	93	ISAAC	50.154	93	ISAAC	26.512	5	126	HOPKINS	1:51.218	1:51.451	0.233
6	73	JORDAN	34.929	126	HOPKINS	50.296	126	HOPKINS	26.569	6	93	ISAAC	1:51.798	1:51.798	0.000
7	93	ISAAC	35.132	106	BYRNE	50.731	106	BYRNE	26.892	7	106	BYRNE	1:52.526	1:52.713	0.187
8	47	HILL	35.353	56	STONE	51.516	9	HAW	27.179	8	9	HAW	1:54.175	1:54.510	0.335
9	9	HAW	35.370	9	HAW	51.626	56	STONE	27.258	9	56	STONE	1:54.849	1:55.424	0.575
10	13	HAWES	35.810	13	HAWES	52.130	47	HILL	27.259	10	47	HILL	1:55.001	1:55.303	0.302
11	37	CLEMONS	35.879	37	CLEMONS	52.242	13	HAWES	27.336	11	13	HAWES	1:55.276	1:55.470	0.194
12	56	STONE	36.075	47	HILL	52.389	37	CLEMONS	27.418	12	37	CLEMONS	1:55.539	1:55.841	0.302
13	29	STONE	36.211	32	ROBSON	52.474	29	STONE	27.455	13	63	SMYTH	1:56.505	1:56.944	0.439
14	36	FOWLE	36.218	20	DICKINSON	52.647	63	SMYTH	27.530	14	29	STONE	1:56.827	1:56.886	0.059
15	20	DICKINSON	36.256	63	SMYTH	52.691	25	JONES	27.548	15	32	ROBSON	1:56.915	1:57.265	0.350
16	63	SMYTH	36.284	36	FOWLE	53.096	113	BRADLEY	27.609	16	20	DICKINSON	1:56.920	1:57.588	0.668
17	25	JONES	36.368	29	STONE	53.161	36	FOWLE	27.697	17	36	FOWLE	1:57.011	1:57.111	0.100
18	32	ROBSON	36.624	113	BRADLEY	53.256	32	ROBSON	27.817	18	25	JONES	1:57.296	1:57.525	0.229
19	113	BRADLEY	36.789	25	JONES	53.380	14	SALLISS	27.974	19	113	BRADLEY	1:57.654	1:57.860	0.206
20	14	SALLISS	36.927	77	WILSON	53.533	20	DICKINSON	28.017	20	14	SALLISS	1:59.079	1:59.091	0.012
21	45	HAWES	37.655	14	SALLISS	54.178	77	WILSON	28.087	21	77	WILSON	1:59.564	1:59.564	0.000
22	77	WILSON	37.944	45	HAWES	54.228	30	HOWELL	28.432	22	45	HAWES	2:00.551	2:01.730	1.179
23	30	HOWELL	37.983	7	SHARMAN	54.588	4	DUTTON	28.646	23	7	SHARMAN	2:01.556	2:01.700	0.144
24	69	HALL	38.058	30	HOWELL	55.474	45	HAWES	28.668	24	30	HOWELL	2:01.889	2:02.432	0.543
25	7	SHARMAN	38.238	4	DUTTON	55.540	7	SHARMAN	28.730	25	4	DUTTON	2:02.547	2:02.620	0.073
26	4	DUTTON	38.361	69	HALL	56.009	11	COELHO-COADY	29.088	26	69	HALL	2:03.250	2:03.533	0.283
27	11	COELHO-COADY	38.955	11	COELHO-COADY	56.287	69	HALL	29.183	27	11	COELHO-COADY	2:04.330	2:04.686	0.356
28	88	COURT	39.151	48	SABBARTON	57.258	88	COURT	29.197	28	88	COURT	2:05.760	2:06.335	0.575
29	23	ELLIS	39.265	23	ELLIS	57.266	23	ELLIS	29.283	29	23	ELLIS	2:05.814	2:05.814	0.000
30	48	SABBARTON	39.451	88	COURT	57.412	48	SABBARTON	29.352	30	48	SABBARTON	2:06.061	2:06.115	0.054
31	71	HENLY	41.144	21	SADBERRY	1:00.118	71	HENLY	30.265	31	71	HENLY	2:11.827	2:13.150	1.323
32	21	SADBERRY	42.150	71	HENLY	1:00.418	21	SADBERRY	30.843	32	21	SADBERRY	2:13.111	2:13.372	0.261
33															
34															

Weather / Track : Cloudy / Dry

Brands Hatch GP
Circuit Length = 2.4332 miles
Start: 15:28 Flag 15:37 End: 15:40

Results can be found at www.tsl-timing.com

Printed - 15:42 Saturday, 20 August 2016

BMCRC - MRO Championships 2016 - Rnd 8 @ Brands Hatch GP

ACU Team Green Junior Cup & Senior 300 Series

RACE 20 - CLASSIFICATION

POS	NO	CL	PIC	NAME	ENTRY	LAPS	TIME	GAP	DIFF	MPH	BEST	ON
1	**76**	J	1	Elliot PINSON	Kawasaki - Mum, Dad, Gran & Grandad	**5**	9:07.980			79.92	**1:47.550**	5
2	**3**	J	2	Joey LAMBDEN	Kawasaki -	**5**	9:08.131	**0.151**	0.151	79.90	**1:47.593**	5
3	**26**	J	3	Luke HOPKINS	Kawasaki - Mum - Zarra Hopkins	**5**	9:08.560	**0.580**	0.429	79.84	**1:47.964**	5
4	**73**	S	1	Sarah JORDAN	Kawasaki - Bernard Elliott Racing	**5**	9:21.941	**13.961**	13.381	77.94	**1:51.006**	5
5	**126**	S	2	Gareth HOPKINS	Kawasaki - The Wife - Zarra Hopkins	**5**	9:21.997	**14.017**	0.056	77.93	**1:50.865**	3
6	**93**	S	3	Monica ISAAC	Kawasaki - Fins Motorcycles & Blockade Services	**5**	9:26.646	**18.666**	4.649	77.29	**1:50.498**	5
7	**106**	J	4	Patrick BYRNE	Kawasaki - PKB RACING	**5**	9:27.070	**19.090**	0.424	77.23	**1:50.416**	5
8	**13**	S	4	Ben HAWES	Kawasaki -	**5**	9:32.189	**24.209**	5.119	76.54	**1:52.436**	4
9	**29**	S	5	Charlie STONE	Kawasaki -	**5**	9:32.382	**24.402**	0.193	76.52	**1:51.068**	5
10	**37**	S	6	Craig CLEMONS	Kawasaki - Naomi	**5**	9:33.887	**25.907**	1.505	76.32	**1:52.909**	2
11	**20**	J	5	Kai DICKINSON	Kawasaki - Dad	**5**	9:41.430	**33.450**	7.543	75.33	**1:53.991**	2
12	**9**	S	7	Graham HAW	Kawasaki - Graham haw joinery	**5**	9:41.732	**33.752**	0.302	75.29	**1:54.290**	2
13	**47**	S	8	Matt HILL	Kawasaki -	**5**	9:42.370	**34.390**	0.638	75.20	**1:54.317**	3
14	**33**	J	6	Brandon PAYNE	Kawasaki - Mom & dad	**5**	9:43.538	**35.558**	1.168	75.05	**1:53.339**	5
15	**56**	S	9	Michael STONE	Kawasaki -	**5**	9:48.313	**40.333**	4.775	74.44	**1:54.197**	5
16	**63**	S	10	Samuel SMYTH	Kawasaki -	**5**	9:48.630	**40.650**	0.317	74.40	**1:54.770**	5
17	**36**	J	7	Harry FOWLE	Kawasaki - A.Fowle Joinery	**5**	9:49.160	**41.180**	0.530	74.34	**1:54.701**	5
18	**25**	S	11	Leon JONES	Kawasaki -	**5**	9:49.596	**41.616**	0.436	74.28	**1:55.616**	5
19	**32**	S	12	Paul ROBSON	Kawasaki - Cheffing Solutions	**5**	9:50.403	**42.423**	0.807	74.18	**1:55.232**	5
20	**113**	J	8	Dean BRADLEY	Kawasaki -	**5**	9:57.778	**49.798**	7.375	73.26	**1:57.239**	5
21	**14**	S	13	Paul SALLISS	Kawasaki - Essentialexec.co.uk	**5**	9:59.273	**51.293**	1.495	73.08	**1:57.324**	2
22	**50**	J	9	Aditya Singh BEHAL	Kawasaki -	**5**	10:13.000	**1:05.020**	13.727	71.45	**1:59.377**	5
23	**7**	S	14	Michael SHARMAN	Kawasaki -	**5**	10:14.425	**1:06.445**	1.425	71.28	**2:00.075**	3
24	**77**	S	15	Paul WILSON	Kawasaki -	**5**	10:14.755	**1:06.775**	0.330	71.24	**2:00.487**	2
25	**4**	J	10	James DUTTON	Kawasaki -	**5**	10:16.163	**1:08.183**	1.408	71.08	**1:59.695**	5
26	**69**	J	11	Connor HALL	Kawasaki - S & Y CERAMICS	**5**	10:18.184	**1:10.204**	2.021	70.85	**1:58.688**	5
27	**45 ***	S	16	Steven HAWES	Kawasaki - Clare Foley	**5**	10:23.485	**1:15.505**	5.301	70.24	**1:59.827**	5
28	**88**	S	17	David COURT	Kawasaki -	**5**	10:24.759	**1:16.779**	1.274	70.10	**2:02.144**	5
29	**11**	S	18	Aaron COELHO-COADY	Kawasaki - Palmer Performance / Tyres4Bikes	**5**	10:25.386	**1:17.406**	0.627	70.03	**1:59.857**	5
30	**30**	S	19	Malcolm HOWELL	Kawasaki -	**5**	10:25.568	**1:17.588**	0.182	70.01	**2:01.082**	3
31	**17**	J	12	Jordan HARRIS	Kawasaki -	**5**	10:36.641	**1:28.661**	11.073	68.79	**2:03.122**	5
32	**23**	J	13	Joe ELLIS	Kawasaki -	**5**	10:36.818	**1:28.838**	0.177	68.77	**2:02.921**	5
33	**48**	S	20	Kevin SABBARTON	Kawasaki -	**5**	10:43.384	**1:35.404**	6.566	68.07	**2:04.731**	5
34	**71**	S	21	Karie HENLY	Kawasaki - Thomas Racing	**5**	10:59.927	**1:51.947**	16.543	66.36	**2:06.194**	5
35	**21**	J	14	Callum SADBERRY	Kawasaki -	**5**	11:01.379	**1:53.399**	1.452	66.22	**2:07.971**	5

FASTEST LAP

76	J	Elliot PINSON	Kawasaki - Mum, Dad, Gran & Grandad	**5**	1:47.550	81.44 mph	131.07 kph
93	S	Monica ISAAC	Kawasaki - Fins Motorcycles & Blockade Services	**5**	1:50.498	79.27 mph	127.58 kph

*** No. 45 - 10 second penalty - jump start**
Class J - 90% of Race Speed = 71.92 mph
Class S - 90% of Race Speed = 70.14 mph

Brands Hatch GP
Circuit Length = 2.4332 miles
Start: 10:18 Flag 10:27 End: 10:29

Weather / Track : Cloudy / Dry
These results are provisional until the conclusion of any judicial and technical matters.

Clerk Of Course :		Timekeeper :

Results can be found at www.tsl-timing.com

Printed - 10:29 Sunday, 21 August 2016

BMCRC - MRO Championships 2016 - Rnd 8 @ Brands Hatch GP

ACU Team Green Junior Cup & Senior 300 Series

RACE 20 - LAP CHART

LAP 1 @ 10:20:07.084

NO	BEHIND	LAP TIME
26		1:54.520
76	0.118	1:54.638
3	0.219	1:54.739
126	2.106	1:56.626
73	2.981	1:57.501
13	5.370	1:59.890
106	5.456	1:59.976
93	5.774	2:00.294
37	6.174	2:00.694
9	6.857	2:01.377
47	7.677	2:02.197
20	8.030	2:02.550
29	8.306	2:02.826
25	9.672	2:04.192
32	9.763	2:04.283
63	10.230	2:04.750
36	11.694	2:06.214
33	11.831	2:06.351
14	11.941	2:06.461
113	12.728	2:07.248
56	13.290	2:07.810
77	13.866	2:08.386
45	15.147	2:09.667
7	16.379	2:10.899
4	17.433	2:11.953
50	17.774	2:12.294
11	18.277	2:12.797
88	19.525	2:14.045
23	21.314	2:15.834
17	22.012	2:16.532
30	22.120	2:16.640
69	22.263	2:16.783
48	22.504	2:17.024
21	25.991	2:20.511
71	26.480	2:21.000

LAP 2 @ 10:21:55.787

NO	BEHIND	LAP TIME
76		1:48.585
3	0.084	1:48.568
26	0.234	1:48.937
126	4.834	1:51.431
73	5.451	1:51.173
106	8.840	1:52.087
13	9.848	1:53.181
93	10.039	1:52.968
37	10.380	1:52.909
9	12.444	1:54.290
29	12.495	1:52.892
20	13.318	1:53.991
47	13.986	1:55.012
25	17.709	1:56.740
33	17.824	1:54.696
63	17.842	1:56.315
32	18.122	1:57.062
36	19.702	1:56.711
14	20.562	1:57.324
56	21.043	1:56.456
113	21.985	1:57.960
77	25.650	2:00.487
45	28.749	2:02.305
7	29.194	2:01.518
4	29.891	2:01.161
50	30.812	2:01.741
11	31.798	2:02.224
88	33.523	2:02.701
69	37.077	2:03.517
30	37.989	2:04.572
17	38.876	2:05.567
23	39.117	2:06.506
48	41.696	2:07.895
21	49.146	2:11.858
71	49.997	2:12.220

LAP 3 @ 10:23:44.790

NO	BEHIND	LAP TIME
3		1:48.919
76	0.100	1:49.103
26	0.184	1:48.953
126	6.696	1:50.865
73	7.694	1:51.246
106	12.551	1:52.714
93	12.639	1:51.603
13	14.020	1:53.175
37	15.014	1:53.637
29	17.043	1:53.551
20	18.533	1:54.218
9	19.041	1:55.600
47	19.300	1:54.317
33	23.557	1:54.736
63	25.041	1:56.202
25	25.129	1:56.423
32	25.972	1:56.853
36	26.022	1:55.323
56	26.729	1:54.689
14	29.954	1:58.395
113	30.361	1:57.379
77	39.039	2:02.392
7	40.266	2:00.075
45	41.253	2:01.507
50	41.972	2:00.163
4	43.147	2:02.259
11	43.557	2:00.762
88	47.390	2:02.870
69	47.740	1:59.666
30	50.068	2:01.082
17	54.113	2:04.240
23	55.576	2:05.462
48	1:01.464	2:08.771
21	1:10.951	2:10.808
71	1:11.651	2:10.657

LAP 4 @ 10:25:32.994

NO	BEHIND	LAP TIME
76		1:48.104
3	0.108	1:48.312
26	0.166	1:48.186
126	10.149	1:51.657
73	10.505	1:51.015
93	15.718	1:51.283
106	16.224	1:51.877
13	18.252	1:52.436
37	19.962	1:53.152
29	20.884	1:52.045
20	25.980	1:55.651
9	26.271	1:55.434
47	26.403	1:55.307
33	29.769	1:54.416
63	33.430	1:56.593
25	33.550	1:56.625
56	33.686	1:55.161
36	34.029	1:56.211
32	34.741	1:56.973
113	40.109	1:57.952
14	41.049	1:59.299
7	52.357	2:00.295
77	53.151	2:02.316
50	53.193	1:59.425
45	53.228	2:00.179
4	56.038	2:01.095
69	59.066	1:59.530
88	1:02.185	2:02.999
30	1:03.005	2:01.141
11	1:05.099	2:09.746
17	1:13.089	2:07.180
23	1:13.467	2:06.095
48	1:18.223	2:04.963
21	1:32.978	2:10.231
71	1:33.303	2:09.856

LAP 5 @ 10:27:20.544

NO	BEHIND	LAP TIME
76		1:47.550
3	0.151	1:47.593
26	0.580	1:47.964
73	13.961	1:51.006
126	14.017	1:51.418
93	18.666	1:50.498
106	19.090	1:50.416
13	24.209	1:53.507
29	24.402	1:51.068
37	25.907	1:53.495
20	33.450	1:55.020
9	33.752	1:55.031
47	34.390	1:55.537
33	35.558	1:53.339
56	40.333	1:54.197
63	40.650	1:54.770
36	41.180	1:54.701
25	41.616	1:55.616
32	42.423	1:55.232
113	49.798	1:57.239
14	51.293	1:57.794
50	1:05.020	1:59.377
45	1:05.505	1:59.827
7	1:06.445	2:01.638
77	1:06.775	2:01.174
4	1:08.183	1:59.695
69	1:10.204	1:58.688
88	1:16.779	2:02.144
11	1:17.406	1:59.857
30	1:17.588	2:02.133
17	1:28.661	2:03.122
23	1:28.838	2:02.921
48	1:35.404	2:04.731
71	1:51.947	2:06.194
21	1:53.399	2:07.971

Weather / Track : Cloudy / Dry

Brands Hatch GP
Circuit Length = 2.4332 miles
Start: 10:18 Flag 10:27 End: 10:29

Results can be found at www.tsl-timing.com

Printed - 10:31 Sunday, 21 August 2016

BMCRC - MRO Championships 2016 - Rnd 8 @ Brands Hatch GP

ACU Team Green Junior Cup & Senior 300 Series

RACE 20 - SECTOR ANALYSIS

SECTOR 1 = FL to I1, SECTOR 2 = I1 to I2, SECTOR 3 = I2 to FL, DIFF = Difference To Personal Best Lap

P1 76 J Elliot PINSON Kawasaki - Mum, Dad, Gran & Grandad

IDEAL LAP TIME : 1:47.497 BEST LAP TIME : 1:47.550 DIFFERENCE : 0.053

LAP	SECTOR 1	SECTOR 2	SECTOR 3	LAP TIME	MPH	DIFF	TIME OF DAY
1 -		49.231	26.198	1:54.638	76.41	7.088	10:20:07.202
2 -	33.793	48.462	26.330	1:48.585 (3)	80.67	1.035	10:21:55.787
3 -	33.989	48.828	26.286	1:49.103	80.28	1.553	10:23:44.890
4 -	33.522	48.517	***26.065***	1:48.104 (2)	81.03	0.554	10:25:32.994
5 -	***33.180***	***48.252***	26.118	***1:47.550 (1)***	***81.44***		***10:27:20.544***

P2 3 J Joey LAMBDEN Kawasaki -

IDEAL LAP TIME : 1:47.435 BEST LAP TIME : 1:47.593 DIFFERENCE : 0.158

LAP	SECTOR 1	SECTOR 2	SECTOR 3	LAP TIME	MPH	DIFF	TIME OF DAY
1 -		49.003	26.146	1:54.739	76.34	7.146	10:20:07.303
2 -	33.936	48.497	26.135	1:48.568 (3)	80.68	0.975	10:21:55.871
3 -	33.859	48.709	26.351	1:48.919	80.42	1.326	10:23:44.790
4 -	33.899	48.479	***25.934***	1:48.312 (2)	80.87	0.719	10:25:33.102
5 -	***33.508***	***47.993***	26.092	***1:47.593 (1)***	***81.41***		***10:27:20.695***

P3 26 J Luke HOPKINS Kawasaki - Mum - Zarra Hopkins

IDEAL LAP TIME : 1:47.952 BEST LAP TIME : 1:47.964 DIFFERENCE : 0.012

LAP	SECTOR 1	SECTOR 2	SECTOR 3	LAP TIME	MPH	DIFF	TIME OF DAY
1 -		48.983	26.303	1:54.520	76.49	6.556	10:20:07.084
2 -	34.507	48.546	25.884	1:48.937 (3)	80.41	0.973	10:21:56.021
3 -	34.207	48.537	26.209	1:48.953	80.40	0.989	10:23:44.974
4 -	34.038	48.417	***25.731***	1:48.186 (2)	80.97	0.222	10:25:33.160
5 -	***33.903***	***48.318***	25.743	***1:47.964 (1)***	***81.13***		***10:27:21.124***

P4 73 S Sarah JORDAN Kawasaki - Bernard Elliott Racing

IDEAL LAP TIME : 1:50.630 BEST LAP TIME : 1:51.006 DIFFERENCE : 0.376

LAP	SECTOR 1	SECTOR 2	SECTOR 3	LAP TIME	MPH	DIFF	TIME OF DAY
1 -		49.801	26.783	1:57.501	74.55	6.495	10:20:10.065
2 -	***34.920***	49.473	26.780	1:51.173 (3)	78.79	0.167	10:22:01.238
3 -	35.111	49.274	26.861	1:51.246	78.74	0.240	10:23:52.484
4 -	34.979	***49.237***	26.799	1:51.015 (2)	78.90	0.009	10:25:43.499
5 -	35.086	49.447	***26.473***	***1:51.006 (1)***	***78.91***		***10:27:34.505***

P5 126 S Gareth HOPKINS Kawasaki - The Wife - Zarra Hopkins

IDEAL LAP TIME : 1:50.653 BEST LAP TIME : 1:50.865 DIFFERENCE : 0.212

LAP	SECTOR 1	SECTOR 2	SECTOR 3	LAP TIME	MPH	DIFF	TIME OF DAY
1 -		49.826	26.861	1:56.626	75.11	5.761	10:20:09.190
2 -	34.471	***49.717***	27.243	1:51.431 (3)	78.61	0.566	10:22:00.621
3 -	***34.258***	49.929	***26.678***	***1:50.865 (1)***	***79.01***		***10:23:51.486***
4 -	34.519	50.060	27.078	1:51.657	78.45	0.792	10:25:43.143
5 -	34.681	49.784	26.953	1:51.418 (2)	78.62	0.553	10:27:34.561

P6 93 S Monica ISAAC Kawasaki - Fins Motorcycles & Blockade Services

IDEAL LAP TIME : 1:50.483 BEST LAP TIME : 1:50.498 DIFFERENCE : 0.015

LAP	SECTOR 1	SECTOR 2	SECTOR 3	LAP TIME	MPH	DIFF	TIME OF DAY
1 -		50.238	27.245	2:00.294	72.81	9.796	10:20:12.858
2 -	35.413	50.394	27.161	1:52.968	77.54	2.470	10:22:05.826
3 -	34.877	49.613	27.113	1:51.603 (3)	78.49	1.105	10:23:57.429
4 -	34.864	49.626	***26.793***	1:51.283 (2)	78.71	0.785	10:25:48.712
5 -	***34.401***	***49.289***	26.808	***1:50.498 (1)***	***79.27***		***10:27:39.210***

P7 106 J Patrick BYRNE Kawasaki - PKB RACING

IDEAL LAP TIME : 1:50.153 BEST LAP TIME : 1:50.416 DIFFERENCE : 0.263

LAP	SECTOR 1	SECTOR 2	SECTOR 3	LAP TIME	MPH	DIFF	TIME OF DAY

Weather / Track : Cloudy / Dry

Brands Hatch GP
Circuit Length = 2.4332 miles
Start: 10:18 Flag 10:27 End: 10:29

BMCRC - MRO Championships 2016 - Rnd 8 @ Brands Hatch GP

ACU Team Green Junior Cup & Senior 300 Series

RACE 20 - SECTOR ANALYSIS

SECTOR 1 = FL to I1, SECTOR 2 = I1 to I2, SECTOR 3 = I2 to FL, DIFF = Difference To Personal Best Lap

1 -		50.474	27.590	1:59.976	73.01	9.560	10:20:12.540
2 -	35.303	49.608	27.176	1:52.087 (3)	78.15	1.671	10:22:04.627
3 -	35.396	50.232	27.086	1:52.714	77.71	2.298	10:23:57.341
4 -	35.227	49.891	***26.759***	1:51.877 (2)	78.29	1.461	10:25:49.218
5 -	***34.362***	***49.032***	27.022	***1:50.416 (1)***	***79.33***		***10:27:39.634***

P8 13 S Ben HAWES Kawasaki -

IDEAL LAP TIME : 1:52.032 BEST LAP TIME : 1:52.436 DIFFERENCE : 0.404

LAP	SECTOR 1	SECTOR 2	SECTOR 3	LAP TIME	MPH	DIFF	TIME OF DAY
1 -		50.978	27.076	1:59.890	73.06	7.454	10:20:12.454
2 -	***35.012***	50.913	27.256	1:53.181 (3)	77.39	0.745	10:22:05.635
3 -	35.407	50.553	27.215	1:53.175 (2)	77.40	0.739	10:23:58.810
4 -	35.416	***50.130***	***26.890***	***1:52.436 (1)***	***77.90***		***10:25:51.246***
5 -	35.824	50.489	27.194	1:53.507	77.17	1.071	10:27:44.753

P9 29 S Charlie STONE Kawasaki -

IDEAL LAP TIME : 1:50.494 BEST LAP TIME : 1:51.068 DIFFERENCE : 0.574

LAP	SECTOR 1	SECTOR 2	SECTOR 3	LAP TIME	MPH	DIFF	TIME OF DAY
1 -		51.906	27.195	2:02.826	71.31	11.758	10:20:15.390
2 -	35.130	50.380	27.382	1:52.892 (3)	77.59	1.824	10:22:08.282
3 -	36.135	50.733	26.683	1:53.551	77.14	2.483	10:24:01.833
4 -	35.247	50.242	***26.556***	1:52.045 (2)	78.18	0.977	10:25:53.878
5 -	***34.536***	***49.402***	27.130	***1:51.068 (1)***	***78.86***		***10:27:44.946***

P10 37 S Craig CLEMONS Kawasaki - Naomi

IDEAL LAP TIME : 1:52.732 BEST LAP TIME : 1:52.909 DIFFERENCE : 0.177

LAP	SECTOR 1	SECTOR 2	SECTOR 3	LAP TIME	MPH	DIFF	TIME OF DAY
1 -		51.454	27.137	2:00.694	72.57	7.785	10:20:13.258
2 -	35.306	50.825	***26.778***	***1:52.909 (1)***	***77.58***		***10:22:06.167***
3 -	***35.228***	51.000	27.409	1:53.637	77.08	0.728	10:23:59.804
4 -	35.275	***50.726***	27.151	1:53.152 (2)	77.41	0.243	10:25:52.956
5 -	35.435	50.773	27.287	1:53.495 (3)	77.18	0.586	10:27:46.451

P11 20 J Kai DICKINSON Kawasaki - Dad

IDEAL LAP TIME : 1:53.754 BEST LAP TIME : 1:53.991 DIFFERENCE : 0.237

LAP	SECTOR 1	SECTOR 2	SECTOR 3	LAP TIME	MPH	DIFF	TIME OF DAY
1 -		51.860	***27.224***	2:02.550	71.47	8.559	10:20:15.114
2 -	35.900	***50.866***	27.225	***1:53.991 (1)***	***76.84***		***10:22:09.105***
3 -	***35.664***	51.259	27.295	1:54.218 (2)	76.69	0.227	10:24:03.323
4 -	35.774	52.329	27.548	1:55.651	75.74	1.660	10:25:58.974
5 -	35.886	51.708	27.426	1:55.020 (3)	76.15	1.029	10:27:53.994

P12 9 S Graham HAW Kawasaki - Graham haw joinery

IDEAL LAP TIME : 1:53.923 BEST LAP TIME : 1:54.290 DIFFERENCE : 0.367

LAP	SECTOR 1	SECTOR 2	SECTOR 3	LAP TIME	MPH	DIFF	TIME OF DAY
1 -		51.544	***27.185***	2:01.377	72.17	7.087	10:20:13.941
2 -	***35.721***	***51.017***	27.552	***1:54.290 (1)***	***76.64***		***10:22:08.231***
3 -	36.253	51.993	27.354	1:55.600	75.77	1.310	10:24:03.831
4 -	35.991	51.920	27.523	1:55.434 (3)	75.88	1.144	10:25:59.265
5 -	36.059	51.579	27.393	1:55.031 (2)	76.15	0.741	10:27:54.296

P13 47 S Matt HILL Kawasaki -

IDEAL LAP TIME : 1:54.151 BEST LAP TIME : 1:54.317 DIFFERENCE : 0.166

LAP	SECTOR 1	SECTOR 2	SECTOR 3	LAP TIME	MPH	DIFF	TIME OF DAY
1 -		51.477	27.494	2:02.197	71.68	7.880	10:20:14.761
2 -	35.914	51.461	27.637	1:55.012 (2)	76.16	0.695	10:22:09.773
3 -	35.569	***51.440***	27.308	***1:54.317 (1)***	***76.62***		***10:24:04.090***
4 -	***35.488***	52.387	27.432	1:55.307 (3)	75.96	0.990	10:25:59.397

Weather / Track : Cloudy / Dry

Brands Hatch GP
Circuit Length = 2.4332 miles
Start: 10:18 Flag 10:27 End: 10:29

BMCRC - MRO Championships 2016 - Rnd 8 @ Brands Hatch GP

ACU Team Green Junior Cup & Senior 300 Series

RACE 20 - SECTOR ANALYSIS

SECTOR 1 = FL to I1, SECTOR 2 = I1 to I2, SECTOR 3 = I2 to FL, DIFF = Difference To Personal Best Lap

5 -	35.509	52.805	***27.223***	1:55.537	75.81	1.220	10:27:54.934

P14 33 J Brandon PAYNE Kawasaki - Mom & dad

IDEAL LAP TIME : 1:53.339 BEST LAP TIME : 1:53.339 DIFFERENCE : 0.000

LAP	SECTOR 1	SECTOR 2	SECTOR 3	LAP TIME	MPH	DIFF	TIME OF DAY
1 -		52.646	27.444	2:06.351	69.32	13.012	10:20:18.915
2 -	35.722	51.492	27.482	1:54.696 **(3)**	76.37	1.357	10:22:13.611
3 -	35.723	51.717	27.296	1:54.736	76.34	1.397	10:24:08.347
4 -	35.263	51.892	27.261	1:54.416 **(2)**	76.56	1.077	10:26:02.763
5 -	***35.185***	***51.128***	***27.026***	***1:53.339*** **(1)**	***77.28***		***10:27:56.102***

P15 56 S Michael STONE Kawasaki -

IDEAL LAP TIME : 1:53.792 BEST LAP TIME : 1:54.197 DIFFERENCE : 0.405

LAP	SECTOR 1	SECTOR 2	SECTOR 3	LAP TIME	MPH	DIFF	TIME OF DAY
1 -		54.035	27.979	2:07.810	68.53	13.613	10:20:20.374
2 -	36.544	52.562	***27.350***	1:56.456	75.22	2.259	10:22:16.830
3 -	36.150	***51.006***	27.533	1:54.689 **(2)**	76.37	0.492	10:24:11.519
4 -	35.983	51.517	27.661	1:55.161 **(3)**	76.06	0.964	10:26:06.680
5 -	***35.436***	51.170	27.591	***1:54.197*** **(1)**	***76.70***		***10:28:00.877***

P16 63 S Samuel SMYTH Kawasaki -

IDEAL LAP TIME : 1:54.605 BEST LAP TIME : 1:54.770 DIFFERENCE : 0.165

LAP	SECTOR 1	SECTOR 2	SECTOR 3	LAP TIME	MPH	DIFF	TIME OF DAY
1 -		52.224	27.565	2:04.750	70.21	9.980	10:20:17.314
2 -	36.306	52.017	27.992	1:56.315 **(3)**	75.31	1.545	10:22:13.629
3 -	36.398	52.282	27.522	1:56.202 **(2)**	75.38	1.432	10:24:09.831
4 -	***35.773***	52.936	27.884	1:56.593	75.13	1.823	10:26:06.424
5 -	35.938	***51.475***	***27.357***	***1:54.770*** **(1)**	***76.32***		***10:28:01.194***

P17 36 J Harry FOWLE Kawasaki - A.Fowle Joinery

IDEAL LAP TIME : 1:54.701 BEST LAP TIME : 1:54.701 DIFFERENCE : 0.000

LAP	SECTOR 1	SECTOR 2	SECTOR 3	LAP TIME	MPH	DIFF	TIME OF DAY
1 -		53.206	28.290	2:06.214	69.40	11.513	10:20:18.778
2 -	36.861	51.877	27.973	1:56.711	75.05	2.010	10:22:15.489
3 -	36.354	51.521	27.448	1:55.323 **(2)**	75.95	0.622	10:24:10.812
4 -	36.205	52.413	27.593	1:56.211 **(3)**	75.37	1.510	10:26:07.023
5 -	***35.986***	***51.387***	***27.328***	***1:54.701*** **(1)**	***76.37***		***10:28:01.724***

P18 25 S Leon JONES Kawasaki -

IDEAL LAP TIME : 1:55.232 BEST LAP TIME : 1:55.616 DIFFERENCE : 0.384

LAP	SECTOR 1	SECTOR 2	SECTOR 3	LAP TIME	MPH	DIFF	TIME OF DAY
1 -		52.708	27.354	2:04.192	70.53	8.576	10:20:16.756
2 -	36.096	52.637	28.007	1:56.740	75.03	1.124	10:22:13.496
3 -	36.488	52.185	27.750	1:56.423 **(2)**	75.24	0.807	10:24:09.919
4 -	***35.966***	52.504	28.155	1:56.625 **(3)**	75.11	1.009	10:26:06.544
5 -	36.350	***51.920***	***27.346***	***1:55.616*** **(1)**	***75.76***		***10:28:02.160***

P19 32 S Paul ROBSON Kawasaki - Cheffing Solutions

IDEAL LAP TIME : 1:55.232 BEST LAP TIME : 1:55.232 DIFFERENCE : 0.000

LAP	SECTOR 1	SECTOR 2	SECTOR 3	LAP TIME	MPH	DIFF	TIME OF DAY
1 -		52.094	28.034	2:04.283	70.48	9.051	10:20:16.847
2 -	36.644	52.384	28.034	1:57.062	74.83	1.830	10:22:13.909
3 -	36.765	52.263	27.825	1:56.853 **(2)**	74.96	1.621	10:24:10.762
4 -	36.998	52.022	27.953	1:56.973 **(3)**	74.88	1.741	10:26:07.735
5 -	***36.355***	***51.365***	***27.512***	***1:55.232*** **(1)**	***76.01***		***10:28:02.967***

Weather / Track : Cloudy / Dry

Brands Hatch GP
Circuit Length = 2.4332 miles
Start: 10:18 Flag 10:27 End: 10:29

BMCRC - MRO Championships 2016 - Rnd 8 @ Brands Hatch GP

ACU Team Green Junior Cup & Senior 300 Series

RACE 20 - SECTOR ANALYSIS

SECTOR 1 = FL to I1, SECTOR 2 = I1 to I2, SECTOR 3 = I2 to FL, DIFF = Difference To Personal Best Lap

P20 113 J Dean BRADLEY Kawasaki -

IDEAL LAP TIME : 1:57.027 BEST LAP TIME : 1:57.239 DIFFERENCE : 0.212

LAP	SECTOR 1	SECTOR 2	SECTOR 3	LAP TIME	MPH	DIFF	TIME OF DAY
1 -		53.693	27.761	2:07.248	68.84	10.009	10:20:19.812
2 -	36.735	53.525	***27.700***	1:57.960	74.26	0.721	10:22:17.772
3 -	36.602	52.929	27.848	1:57.379 **(2)**	74.62	0.140	10:24:15.151
4 -	36.869	53.162	27.921	1:57.952 **(3)**	74.26	0.713	10:26:13.103
5 -	***36.473***	***52.854***	27.912	***1:57.239*** **(1)**	***74.71***		***10:28:10.342***

P21 14 S Paul SALLISS Kawasaki - Essentialexec.co.uk

IDEAL LAP TIME : 1:57.153 BEST LAP TIME : 1:57.324 DIFFERENCE : 0.171

LAP	SECTOR 1	SECTOR 2	SECTOR 3	LAP TIME	MPH	DIFF	TIME OF DAY
1 -		***53.025***	27.800	2:06.461	69.26	9.137	10:20:19.025
2 -	***36.362***	53.196	***27.766***	***1:57.324*** **(1)**	***74.66***		***10:22:16.349***
3 -	36.890	53.403	28.102	1:58.395 **(3)**	73.98	1.071	10:24:14.744
4 -	36.955	53.758	28.586	1:59.299	73.42	1.975	10:26:14.043
5 -	36.682	53.064	28.048	1:57.794 **(2)**	74.36	0.470	10:28:11.837

P22 50 J Aditya Singh BEHAL Kawasaki -

IDEAL LAP TIME : 1:58.832 BEST LAP TIME : 1:59.377 DIFFERENCE : 0.545

LAP	SECTOR 1	SECTOR 2	SECTOR 3	LAP TIME	MPH	DIFF	TIME OF DAY
1 -		55.321	28.442	2:12.294	66.21	12.917	10:20:24.858
2 -	38.264	54.685	28.792	2:01.741	71.95	2.364	10:22:26.599
3 -	37.404	54.526	28.233	2:00.163 **(3)**	72.89	0.786	10:24:26.762
4 -	***36.985***	54.478	***27.962***	1:59.425 **(2)**	73.35	0.048	10:26:26.187
5 -	37.021	***53.885***	28.471	***1:59.377*** **(1)**	***73.37***		***10:28:25.564***

P23 7 S Michael SHARMAN Kawasaki -

IDEAL LAP TIME : 1:59.812 BEST LAP TIME : 2:00.075 DIFFERENCE : 0.263

LAP	SECTOR 1	SECTOR 2	SECTOR 3	LAP TIME	MPH	DIFF	TIME OF DAY
1 -		54.536	29.123	2:10.899	66.92	10.824	10:20:23.463
2 -	37.995	54.539	28.984	2:01.518 **(3)**	72.08	1.443	10:22:24.981
3 -	37.884	***53.709***	***28.482***	***2:00.075*** **(1)**	***72.95***		***10:24:25.056***
4 -	***37.621***	53.974	28.700	2:00.295 **(2)**	72.81	0.220	10:26:25.351
5 -	37.860	54.808	28.970	2:01.638	72.01	1.563	10:28:26.989

P24 77 S Paul WILSON Kawasaki -

IDEAL LAP TIME : 1:59.710 BEST LAP TIME : 2:00.487 DIFFERENCE : 0.777

LAP	SECTOR 1	SECTOR 2	SECTOR 3	LAP TIME	MPH	DIFF	TIME OF DAY
1 -		54.133	***28.420***	2:08.386	68.23	7.899	10:20:20.950
2 -	***37.949***	53.625	28.913	***2:00.487*** **(1)**	***72.70***		***10:22:21.437***
3 -	38.281	54.690	29.421	2:02.392	71.57	1.905	10:24:23.829
4 -	38.336	54.834	29.146	2:02.316 **(3)**	71.61	1.829	10:26:26.145
5 -	38.493	***53.341***	29.340	2:01.174 **(2)**	72.29	0.687	10:28:27.319

P25 4 J James DUTTON Kawasaki -

IDEAL LAP TIME : 1:59.571 BEST LAP TIME : 1:59.695 DIFFERENCE : 0.124

LAP	SECTOR 1	SECTOR 2	SECTOR 3	LAP TIME	MPH	DIFF	TIME OF DAY
1 -		55.527	28.861	2:11.953	66.38	12.258	10:20:24.517
2 -	37.877	54.466	28.818	2:01.161 **(3)**	72.29	1.466	10:22:25.678
3 -	37.936	55.463	28.860	2:02.259	71.64	2.564	10:24:27.937
4 -	38.441	54.559	***28.095***	2:01.095 **(2)**	72.33	1.400	10:26:29.032
5 -	***37.434***	***54.042***	28.219	***1:59.695*** **(1)**	***73.18***		***10:28:28.727***

P26 69 J Connor HALL Kawasaki - S & Y CERAMICS

IDEAL LAP TIME : 1:58.169 BEST LAP TIME : 1:58.688 DIFFERENCE : 0.519

LAP	SECTOR 1	SECTOR 2	SECTOR 3	LAP TIME	MPH	DIFF	TIME OF DAY

Weather / Track : Cloudy / Dry

Brands Hatch GP
Circuit Length = 2.4332 miles
Start: 10:18 Flag 10:27 End: 10:29

BMCRC - MRO Championships 2016 - Rnd 8 @ Brands Hatch GP

ACU Team Green Junior Cup & Senior 300 Series

RACE 20 - SECTOR ANALYSIS

SECTOR 1 = FL to I1, SECTOR 2 = I1 to I2, SECTOR 3 = I2 to FL, DIFF = Difference To Personal Best Lap

1 -		56.267	29.812	2:16.783	64.04	18.095	10:20:29.347
2 -	39.197	55.163	29.157	2:03.517	70.92	4.829	10:22:32.864
3 -	37.615	53.738	28.313	1:59.666 (3)	73.20	0.978	10:24:32.530
4 -	37.799	53.532	***28.199***	1:59.530 (2)	73.28	0.842	10:26:32.060
5 -	***36.445***	***53.525***	28.718	***1:58.688*** (1)	***73.80***		***10:28:30.748***

P27 45 S Steven HAWES Kawasaki - Clare Foley

IDEAL LAP TIME : 1:59.630 BEST LAP TIME : 1:59.827 DIFFERENCE : 0.197

LAP	SECTOR 1	SECTOR 2	SECTOR 3	LAP TIME	MPH	DIFF	TIME OF DAY
1 -		54.690	28.576	2:09.667	67.55	9.840	10:20:22.231
2 -	38.677	54.603	29.025	2:02.305	71.62	2.478	10:22:24.536
3 -	38.765	54.490	***28.252***	2:01.507 (3)	72.09	1.680	10:24:26.043
4 -	37.188	54.383	28.608	2:00.179 (2)	72.88	0.352	10:26:26.222
5 -	***37.103***	***54.275***	28.449	***1:59.827*** (1)	***73.10***		***10:28:26.049***

P28 88 S David COURT Kawasaki -

IDEAL LAP TIME : 2:02.083 BEST LAP TIME : 2:02.144 DIFFERENCE : 0.061

LAP	SECTOR 1	SECTOR 2	SECTOR 3	LAP TIME	MPH	DIFF	TIME OF DAY
1 -		55.746	28.851	2:14.045	65.34	11.901	10:20:26.609
2 -	38.339	55.536	28.826	2:02.701 (2)	71.39	0.557	10:22:29.310
3 -	38.615	55.530	***28.725***	2:02.870 (3)	71.29	0.726	10:24:32.180
4 -	38.373	55.500	29.126	2:02.999	71.21	0.855	10:26:35.179
5 -	***38.229***	***55.129***	28.786	***2:02.144*** (1)	***71.71***		***10:28:37.323***

P29 11 S Aaron COELHO-COADY Kawasaki - Palmer Performance / Tyres4Bikes

IDEAL LAP TIME : 1:59.857 BEST LAP TIME : 1:59.857 DIFFERENCE : 0.000

LAP	SECTOR 1	SECTOR 2	SECTOR 3	LAP TIME	MPH	DIFF	TIME OF DAY
1 -		55.610	28.685	2:12.797	65.96	12.940	10:20:25.361
2 -	38.611	54.887	28.726	2:02.224 (3)	71.67	2.367	10:22:27.585
3 -	37.904	54.331	28.527	2:00.762 (2)	72.53	0.905	10:24:28.347
4 -	37.949	1:03.217	28.580	2:09.746	67.51	9.889	10:26:38.093
5 -	***37.736***	***54.121***	***28.000***	***1:59.857*** (1)	***73.08***		***10:28:37.950***

P30 30 S Malcolm HOWELL Kawasaki -

IDEAL LAP TIME : 2:00.671 BEST LAP TIME : 2:01.082 DIFFERENCE : 0.411

LAP	SECTOR 1	SECTOR 2	SECTOR 3	LAP TIME	MPH	DIFF	TIME OF DAY
1 -		57.555	30.065	2:16.640	64.10	15.558	10:20:29.204
2 -	38.822	55.676	30.074	2:04.572	70.31	3.490	10:22:33.776
3 -	37.667	54.904	***28.511***	***2:01.082*** (1)	***72.34***		***10:24:34.858***
4 -	***37.453***	***54.707***	28.981	2:01.141 (2)	72.31	0.059	10:26:35.999
5 -	37.759	55.609	28.765	2:02.133 (3)	71.72	1.051	10:28:38.132

P31 17 J Jordan HARRIS Kawasaki -

IDEAL LAP TIME : 2:03.057 BEST LAP TIME : 2:03.122 DIFFERENCE : 0.065

LAP	SECTOR 1	SECTOR 2	SECTOR 3	LAP TIME	MPH	DIFF	TIME OF DAY
1 -		56.870	29.598	2:16.532	64.15	13.410	10:20:29.096
2 -	39.713	56.615	29.239	2:05.567 (3)	69.76	2.445	10:22:34.663
3 -	39.512	***55.699***	29.029	2:04.240 (2)	70.50	1.118	10:24:38.903
4 -	39.743	57.667	29.770	2:07.180	68.87	4.058	10:26:46.083
5 -	***38.871***	55.764	***28.487***	***2:03.122*** (1)	***71.14***		***10:28:49.205***

P32 23 J Joe ELLIS Kawasaki -

IDEAL LAP TIME : 2:02.921 BEST LAP TIME : 2:02.921 DIFFERENCE : 0.000

LAP	SECTOR 1	SECTOR 2	SECTOR 3	LAP TIME	MPH	DIFF	TIME OF DAY
1 -		57.614	29.734	2:15.834	64.48	12.913	10:20:28.398
2 -	39.451	57.213	29.842	2:06.506	69.24	3.585	10:22:34.904
3 -	39.524	56.465	29.473	2:05.462 (2)	69.82	2.541	10:24:40.366
4 -	39.059	57.314	29.722	2:06.095 (3)	69.47	3.174	10:26:46.461

Weather / Track : Cloudy / Dry

Brands Hatch GP
Circuit Length = 2.4332 miles
Start: 10:18 Flag 10:27 End: 10:29

BMCRC - MRO Championships 2016 - Rnd 8 @ Brands Hatch GP

ACU Team Green Junior Cup & Senior 300 Series

RACE 20 - SECTOR ANALYSIS

SECTOR 1 = FL to I1, SECTOR 2 = I1 to I2, SECTOR 3 = I2 to FL, DIFF = Difference To Personal Best Lap

5 -	***38.232***	***55.461***	***29.228***	***2:02.921***	**(1)**	***71.26***	***10:28:49.382***

P33 48 S Kevin SABBARTON Kawasaki -

IDEAL LAP TIME : 2:04.387 BEST LAP TIME : 2:04.731 DIFFERENCE : 0.344

LAP	SECTOR 1	SECTOR 2	SECTOR 3	LAP TIME	MPH	DIFF	TIME OF DAY
1 -		57.750	29.573	2:17.024	63.92	12.293	10:20:29.588
2 -	39.766	57.933	30.196	2:07.895 **(3)**	68.49	3.164	10:22:37.483
3 -	40.322	58.389	30.060	2:08.771	68.02	4.040	10:24:46.254
4 -	38.601	57.039	***29.323***	2:04.963 **(2)**	70.09	0.232	10:26:51.217
5 -	***38.450***	***56.614***	29.667	***2:04.731*** **(1)**	***70.22***		***10:28:55.948***

P34 71 S Karie HENLY Kawasaki - Thomas Racing

IDEAL LAP TIME : 2:06.194 BEST LAP TIME : 2:06.194 DIFFERENCE : 0.000

LAP	SECTOR 1	SECTOR 2	SECTOR 3	LAP TIME	MPH	DIFF	TIME OF DAY
1 -		58.683	30.750	2:21.000	62.12	14.806	10:20:33.564
2 -	41.951	59.532	30.737	2:12.220	66.25	6.026	10:22:45.784
3 -	41.504	58.470	30.683	2:10.657 **(3)**	67.04	4.463	10:24:56.441
4 -	41.349	58.480	30.027	2:09.856 **(2)**	67.45	3.662	10:27:06.297
5 -	***39.450***	***57.017***	***29.727***	***2:06.194*** **(1)**	***69.41***		***10:29:12.491***

P35 21 J Callum SADBERRY Kawasaki -

IDEAL LAP TIME : 2:07.971 BEST LAP TIME : 2:07.971 DIFFERENCE : 0.000

LAP	SECTOR 1	SECTOR 2	SECTOR 3	LAP TIME	MPH	DIFF	TIME OF DAY
1 -		58.440	31.027	2:20.511	62.34	12.540	10:20:33.075
2 -	41.707	59.031	31.120	2:11.858	66.43	3.887	10:22:44.933
3 -	41.514	58.488	30.806	2:10.808 **(3)**	66.96	2.837	10:24:55.741
4 -	41.682	57.994	30.555	2:10.231 **(2)**	67.26	2.260	10:27:05.972
5 -	***41.346***	***56.877***	***29.748***	***2:07.971*** **(1)**	***68.45***		***10:29:13.943***

Weather / Track : Cloudy / Dry

Brands Hatch GP
Circuit Length = 2.4332 miles
Start: 10:18 Flag 10:27 End: 10:29

BMCRC - MRO Championships 2016 - Rnd 8 @ Brands Hatch GP

ACU Team Green Junior Cup & Senior 300 Series

RACE 20 - BEST SECTORS

	SECTOR 1			SECTOR 2			SECTOR 3			IDEAL / BEST COMPARISON					
POS	NO	NAME	TIME	NO	NAME	TIME	NO	NAME	TIME	POS	NO	NAME	IDEAL	BEST	DIFF
												PERFECT LAP	1:46.904		
1	76	PINSON	33.180	3	LAMBDEN	47.993	26	HOPKINS	25.731	1	3	LAMBDEN	1:47.435	1:47.593	0.158
2	3	LAMBDEN	33.508	76	PINSON	48.252	3	LAMBDEN	25.934	2	76	PINSON	1:47.497	1:47.550	0.053
3	26	HOPKINS	33.903	26	HOPKINS	48.318	76	PINSON	26.065	3	26	HOPKINS	1:47.952	1:47.964	0.012
4	126	HOPKINS	34.258	106	BYRNE	49.032	73	JORDAN	26.473	4	106	BYRNE	1:50.153	1:50.416	0.263
5	106	BYRNE	34.362	73	JORDAN	49.237	29	STONE	26.556	5	93	ISAAC	1:50.483	1:50.498	0.015
6	93	ISAAC	34.401	93	ISAAC	49.289	126	HOPKINS	26.678	6	29	STONE	1:50.494	1:51.068	0.574
7	29	STONE	34.536	29	STONE	49.402	106	BYRNE	26.759	7	73	JORDAN	1:50.630	1:51.006	0.376
8	73	JORDAN	34.920	126	HOPKINS	49.717	37	CLEMONS	26.778	8	126	HOPKINS	1:50.653	1:50.865	0.212
9	13	HAWES	35.012	13	HAWES	50.130	93	ISAAC	26.793	9	13	HAWES	1:52.032	1:52.436	0.404
10	33	PAYNE	35.185	37	CLEMONS	50.726	13	HAWES	26.890	10	37	CLEMONS	1:52.732	1:52.909	0.177
11	37	CLEMONS	35.228	20	DICKINSON	50.866	33	PAYNE	27.026	11	33	PAYNE	1:53.339	1:53.339	0.000
12	56	STONE	35.436	56	STONE	51.006	9	HAW	27.185	12	20	DICKINSON	1:53.754	1:53.991	0.237
13	47	HILL	35.488	9	HAW	51.017	47	HILL	27.223	13	56	STONE	1:53.792	1:54.197	0.405
14	20	DICKINSON	35.664	33	PAYNE	51.128	20	DICKINSON	27.224	14	9	HAW	1:53.923	1:54.290	0.367
15	9	HAW	35.721	32	ROBSON	51.365	36	FOWLE	27.328	15	47	HILL	1:54.151	1:54.317	0.166
16	63	SMYTH	35.773	36	FOWLE	51.387	25	JONES	27.346	16	63	SMYTH	1:54.605	1:54.770	0.165
17	25	JONES	35.966	47	HILL	51.440	56	STONE	27.350	17	36	FOWLE	1:54.701	1:54.701	0.000
18	36	FOWLE	35.986	63	SMYTH	51.475	63	SMYTH	27.357	18	32	ROBSON	1:55.232	1:55.232	0.000
19	32	ROBSON	36.355	25	JONES	51.920	32	ROBSON	27.512	19	25	JONES	1:55.232	1:55.616	0.384
20	14	SALLISS	36.362	113	BRADLEY	52.854	113	BRADLEY	27.700	20	113	BRADLEY	1:57.027	1:57.239	0.212
21	69	HALL	36.445	14	SALLISS	53.025	14	SALLISS	27.766	21	14	SALLISS	1:57.153	1:57.324	0.171
22	113	BRADLEY	36.473	77	WILSON	53.341	50	BEHAL	27.962	22	69	HALL	1:58.169	1:58.688	0.519
23	50	BEHAL	36.985	69	HALL	53.525	11	COELHO-COADY	28.000	23	50	BEHAL	1:58.832	1:59.377	0.545
24	45	HAWES	37.103	7	SHARMAN	53.709	4	DUTTON	28.095	24	4	DUTTON	1:59.571	1:59.695	0.124
25	4	DUTTON	37.434	50	BEHAL	53.885	69	HALL	28.199	25	45	HAWES	1:59.630	1:59.827	0.197
26	30	HOWELL	37.453	4	DUTTON	54.042	45	HAWES	28.252	26	77	WILSON	1:59.710	2:00.487	0.777
27	7	SHARMAN	37.621	11	COELHO-COADY	54.121	77	WILSON	28.420	27	7	SHARMAN	1:59.812	2:00.075	0.263
28	11	COELHO-COADY	37.736	45	HAWES	54.275	7	SHARMAN	28.482	28	11	COELHO-COADY	1:59.857	1:59.857	0.000
29	77	WILSON	37.949	30	HOWELL	54.707	17	HARRIS	28.487	29	30	HOWELL	2:00.671	2:01.082	0.411
30	88	COURT	38.229	88	COURT	55.129	30	HOWELL	28.511	30	88	COURT	2:02.083	2:02.144	0.061
31	23	ELLIS	38.232	23	ELLIS	55.461	88	COURT	28.725	31	23	ELLIS	2:02.921	2:02.921	0.000
32	48	SABBARTON	38.450	17	HARRIS	55.699	23	ELLIS	29.228	32	17	HARRIS	2:03.057	2:03.122	0.065
33	17	HARRIS	38.871	48	SABBARTON	56.614	48	SABBARTON	29.323	33	48	SABBARTON	2:04.387	2:04.731	0.344
34	71	HENLY	39.450	21	SADBERRY	56.877	71	HENLY	29.727	34	71	HENLY	2:06.194	2:06.194	0.000
35	21	SADBERRY	41.346	71	HENLY	57.017	21	SADBERRY	29.748	35	21	SADBERRY	2:07.971	2:07.971	0.000

Weather / Track : Cloudy / Dry

Brands Hatch GP
Circuit Length = 2.4332 miles
Start: 10:18 Flag 10:27 End: 10:29

Results can be found at www.tsl-timing.com

Printed - 10:30 Sunday, 21 August 2016

BMCRC - MRO Championships 2016 - Rnd 8 @ Brands Hatch GP

ACU Team Green Junior Cup & Senior 300 Series

RACE 9 - CLASSIFICATION

POS	NO	CL	PIC	NAME	ENTRY	LAPS	TIME	GAP	DIFF	MPH	BEST	ON
1	**26**	J	1	Luke HOPKINS	Kawasaki - Mum - Zarra Hopkins	**5**	9:02.167			80.78	**1:46.332**	5
2	**76**	J	2	Elliot PINSON	Kawasaki - Mum, Dad, Gran & Grandad	**5**	9:02.201	**0.034**	0.034	80.78	**1:46.411**	5
3	**3**	J	3	Joey LAMBDEN	Kawasaki -	**5**	9:02.795	**0.628**	0.594	80.69	**1:46.606**	5
4	**126**	S	1	Gareth HOPKINS	Kawasaki - The Wife - Zarra Hopkins	**5**	9:17.624	**15.457**	14.829	78.54	**1:50.345**	5
5	**106**	J	4	Patrick BYRNE	Kawasaki - PKB RACING	**5**	9:24.504	**22.337**	6.880	77.58	**1:51.363**	3
6	**93**	S	2	Monica ISAAC	Kawasaki - Fins Motorcycles & Blockade Services	**5**	9:24.623	**22.456**	0.119	77.57	**1:51.195**	4
7	**73**	S	3	Sarah JORDAN	Kawasaki - Bernard Elliott Racing	**5**	9:24.891	**22.724**	0.268	77.53	**1:51.078**	4
8	**13**	S	4	Ben HAWES	Kawasaki -	**5**	9:24.949	**22.782**	0.058	77.52	**1:50.940**	5
9	**29**	S	5	Charlie STONE	Kawasaki -	**5**	9:25.333	**23.166**	0.384	77.47	**1:50.814**	4
10	**33**	J	5	Brandon PAYNE	Kawasaki - Mom & dad	**5**	9:25.681	**23.514**	0.348	77.42	**1:50.596**	4
11	**56**	S	6	Michael STONE	Kawasaki -	**5**	9:31.356	**29.189**	5.675	76.65	**1:50.751**	4
12	**37**	S	7	Craig CLEMONS	Kawasaki - Naomi	**5**	9:34.148	**31.981**	2.792	76.28	**1:52.757**	2
13	**9**	S	8	Graham HAW	Kawasaki - Graham haw joinery	**5**	9:37.082	**34.915**	2.934	75.89	**1:52.831**	4
14	**47**	S	9	Matt HILL	Kawasaki -	**5**	9:37.768	**35.601**	0.686	75.80	**1:52.395**	3
15	**63**	S	10	Samuel SMYTH	Kawasaki -	**5**	9:41.348	**39.181**	3.580	75.34	**1:54.255**	3
16	**25**	S	11	Leon JONES	Kawasaki -	**5**	9:46.760	**44.593**	5.412	74.64	**1:54.663**	4
17	**36**	J	6	Harry FOWLE	Kawasaki - A.Fowle Joinery	**5**	9:46.785	**44.618**	0.025	74.64	**1:55.276**	2
18	**20**	J	7	Kai DICKINSON	Kawasaki - Dad	**5**	9:47.615	**45.448**	0.830	74.53	**1:54.172**	3
19	**32**	S	12	Paul ROBSON	Kawasaki - Cheffing Solutions	**5**	9:47.696	**45.529**	0.081	74.52	**1:55.264**	4
20	**113**	J	8	Dean BRADLEY	Kawasaki -	**5**	9:51.177	**49.010**	3.481	74.08	**1:55.548**	3
21	**50**	J	9	Aditya Singh BEHAL	Kawasaki -	**5**	9:57.949	**55.782**	6.772	73.24	**1:56.325**	5
22	**77**	S	13	Paul WILSON	Kawasaki -	**5**	10:03.675	**1:01.508**	5.726	72.55	**1:57.908**	4
23	**14**	S	14	Paul SALLISS	Kawasaki - Essentialexec.co.uk	**5**	10:09.612	**1:07.445**	5.937	71.84	**1:58.457**	5
24	**69**	J	10	Connor HALL	Kawasaki - S & Y CERAMICS	**5**	10:14.282	**1:12.115**	4.670	71.30	**1:59.927**	2
25	**4**	J	11	James DUTTON	Kawasaki -	**5**	10:16.159	**1:13.992**	1.877	71.08	**2:00.446**	5
26	**7**	S	15	Michael SHARMAN	Kawasaki -	**5**	10:17.358	**1:15.191**	1.199	70.94	**2:01.078**	2
27	**23**	J	12	Joe ELLIS	Kawasaki -	**5**	10:17.898	**1:15.731**	0.540	70.88	**2:00.560**	5
28	**11**	S	16	Aaron COELHO-COADY	Kawasaki - Palmer Performance / Tyres4Bikes	**5**	10:18.036	**1:15.869**	0.138	70.86	**2:00.558**	5
29	**17**	J	13	Jordan HARRIS	Kawasaki -	**5**	10:18.889	**1:16.722**	0.853	70.77	**2:00.888**	4
30	**88**	S	17	David COURT	Kawasaki -	**5**	10:19.157	**1:16.990**	0.268	70.74	**2:00.794**	5
31	**30**	S	18	Malcolm HOWELL	Kawasaki -	**5**	10:27.288	**1:25.121**	8.131	69.82	**2:01.332**	5
32	**48**	S	19	Kevin SABBARTON	Kawasaki -	**5**	10:27.843	**1:25.676**	0.555	69.76	**2:02.349**	5
33	**21**	J	14	Callum SADBERRY	Kawasaki -	**5**	11:01.710	**1:59.543**	33.867	66.19	**2:08.673**	5
34	**71**	S	20	Karie HENLY	Kawasaki - Thomas Racing	**5**	11:01.894	**1:59.727**	0.184	66.17	**2:08.882**	3
					NOT CLASSIFIED							
DNF	**45**	S		Steven HAWES	Kawasaki - Clare Foley	**4**	8:11.464	**1 Lap**	1 Lap	71.29	**1:59.444**	4

FASTEST LAP

26	J	Luke HOPKINS	Kawasaki - Mum - Zarra Hopkins	**5**	1:46.332	82.38 mph	132.58 kph
126	S	Gareth HOPKINS	Kawasaki - The Wife - Zarra Hopkins	**5**	1:50.345	79.38 mph	127.75 kph

Class J - 90% of Race Speed = 72.70 mph
Class S - 90% of Race Speed = 70.68 mph

Brands Hatch GP
Circuit Length = 2.4332 miles
Start: 14:09 Flag 14:18 End: 14:20

Weather / Track : Cloudy / Dry
These results are provisional until the conclusion of any judicial and technical matters.

Clerk Of Course :		Timekeeper :

Results can be found at www.tsl-timing.com

Printed - 14:20 Sunday, 21 August 2016

BMCRC - MRO Championships 2016 - Rnd 8 @ Brands Hatch GP

ACU Team Green Junior Cup & Senior 300 Series

RACE 9 - LAP CHART

LAP 1 @ 14:11:25.417

NO	BEHIND	LAP TIME
76		1:53.512
3	0.978	1:54.490
26	1.024	1:54.536
126	2.082	1:55.594
13	3.980	1:57.492
106	4.092	1:57.604
93	4.250	1:57.762
73	4.558	1:58.070
29	4.706	1:58.218
37	5.947	1:59.459
33	6.922	2:00.434
63	9.326	2:02.838
47	9.609	2:03.121
9	9.695	2:03.207
56	10.026	2:03.538
20	10.308	2:03.820
36	10.881	2:04.393
32	11.441	2:04.953
25	11.768	2:05.280
113	11.997	2:05.509
77	12.824	2:06.336
50	14.556	2:08.068
7	17.109	2:10.621
45	17.348	2:10.860
14	17.535	2:11.047
4	19.220	2:12.732
23	19.365	2:12.877
69	19.432	2:12.944
11	19.518	2:13.030
17	19.537	2:13.049
88	19.895	2:13.407
48	21.017	2:14.529
30	21.828	2:15.340
71	26.937	2:20.449
21	28.665	2:22.177

LAP 2 @ 14:13:13.214

NO	BEHIND	LAP TIME
76		1:47.797
26	0.757	1:47.530
3	0.902	1:47.721
126	4.783	1:50.498
93	8.278	1:51.825
106	8.297	1:52.002
73	8.546	1:51.785
13	9.018	1:52.835
29	9.291	1:52.382
37	10.907	1:52.757
33	11.206	1:52.081
56	15.905	1:53.676
63	16.677	1:55.148
9	16.765	1:54.867
20	17.231	1:54.720
47	17.386	1:55.574
36	18.360	1:55.276
32	19.553	1:55.909
25	20.126	1:56.155
113	20.570	1:56.370
77	23.477	1:58.450
50	23.753	1:56.994
7	30.390	2:01.078
45	30.517	2:00.966
69	31.562	1:59.927
14	31.630	2:01.892
4	32.372	2:00.949
23	33.726	2:02.158
11	33.872	2:02.151
17	34.260	2:02.520
88	34.664	2:02.566
48	36.413	2:03.193
30	36.807	2:02.776
71	49.666	2:10.526
21	50.930	2:10.062

LAP 3 @ 14:15:00.797

NO	BEHIND	LAP TIME
76		1:47.583
26	0.349	1:47.175
3	0.520	1:47.201
126	7.967	1:50.767
106	12.077	1:51.363
73	12.341	1:51.378
93	12.560	1:51.865
29	12.857	1:51.149
13	13.514	1:52.079
33	14.857	1:51.234
37	16.126	1:52.802
56	20.374	1:52.052
9	22.106	1:52.924
47	22.198	1:52.395
63	23.349	1:54.255
20	23.820	1:54.172
36	26.122	1:55.345
32	27.528	1:55.558
25	27.871	1:55.328
113	28.535	1:55.548
50	35.070	1:58.900
77	36.161	2:00.267
45	43.128	2:00.194
14	43.238	1:59.191
7	44.345	2:01.538
69	44.690	2:00.711
4	45.332	2:00.543
23	47.489	2:01.346
11	47.889	2:01.600
17	48.062	2:01.385
88	48.464	2:01.383
48	53.188	2:04.358
30	53.908	2:04.684
71	1:10.965	2:08.882
21	1:13.963	2:10.616

LAP 4 @ 14:16:47.695

NO	BEHIND	LAP TIME
76		1:46.898
26	0.045	1:46.594
3	0.399	1:46.777
126	11.489	1:50.420
73	16.521	1:51.078
106	16.610	1:51.431
29	16.773	1:50.814
93	16.857	1:51.195
13	18.219	1:51.603
33	18.555	1:50.596
37	23.621	1:54.393
56	24.227	1:50.751
9	28.039	1:52.831
47	28.426	1:53.126
63	30.757	1:54.306
20	31.672	1:54.750
36	35.121	1:55.897
25	35.636	1:54.663
32	35.894	1:55.264
113	38.731	1:57.094
50	45.834	1:57.662
77	47.171	1:57.908
14	55.365	1:59.025
45	55.674	1:59.444
69	58.172	2:00.380
7	59.244	2:01.797
4	59.923	2:01.489
23	1:01.548	2:00.957
11	1:01.688	2:00.697
17	1:02.052	2:00.888
88	1:02.573	2:01.007
48	1:09.704	2:03.414
30	1:10.166	2:03.156
71	1:34.124	2:10.057
21	1:37.247	2:10.182

LAP 5 @ 14:18:34.072

NO	BEHIND	LAP TIME
26		1:46.332
76	0.034	1:46.411
3	0.628	1:46.606
126	15.457	1:50.345
106	22.337	1:52.104
93	22.456	1:51.976
73	22.724	1:52.580
13	22.782	1:50.940
29	23.166	1:52.770
33	23.514	1:51.336
56	29.189	1:51.339
37	31.981	1:54.737
9	34.915	1:53.253
47	35.601	1:53.552
63	39.181	1:54.801
25	44.593	1:55.334
36	44.618	1:55.874
20	45.448	2:00.153
32	45.529	1:56.012
113	49.010	1:56.656
50	55.782	1:56.325
77	1:01.508	2:00.714
14	1:07.445	1:58.457
69	1:12.115	2:00.320
4	1:13.992	2:00.446
7	1:15.191	2:02.324
23	1:15.731	2:00.560
11	1:15.869	2:00.558
17	1:16.722	2:01.047
88	1:16.990	2:00.794
30	1:25.121	2:01.332
48	1:25.676	2:02.349
21	1:59.543	2:08.673
71	1:59.727	2:11.980

Weather / Track : Cloudy / Dry

Brands Hatch GP
Circuit Length = 2.4332 miles
Start: 14:09 Flag 14:18 End: 14:20

Results can be found at www.tsl-timing.com

Printed - 14:22 Sunday, 21 August 2016

BMCRC - MRO Championships 2016 - Rnd 8 @ Brands Hatch GP

ACU Team Green Junior Cup & Senior 300 Series

RACE 9 - SECTOR ANALYSIS

SECTOR 1 = FL to I1, SECTOR 2 = I1 to I2, SECTOR 3 = I2 to FL, DIFF = Difference To Personal Best Lap

P1 26 J Luke HOPKINS Kawasaki - Mum - Zarra Hopkins

IDEAL LAP TIME : 1:46.247 BEST LAP TIME : 1:46.332 DIFFERENCE : 0.085

LAP	SECTOR 1	SECTOR 2	SECTOR 3	LAP TIME	MPH	DIFF	TIME OF DAY
1 -		48.712	26.516	1:54.536	76.48	8.204	14:11:26.441
2 -	33.368	48.364	25.798	1:47.530	81.46	1.198	14:13:13.971
3 -	33.267	48.013	25.895	1:47.175 (3)	81.73	0.843	14:15:01.146
4 -	***33.150***	47.893	25.551	1:46.594 (2)	82.17	0.262	14:16:47.740
5 -	33.235	***47.715***	***25.382***	***1:46.332 (1)***	***82.38***		***14:18:34.072***

P2 76 J Elliot PINSON Kawasaki - Mum, Dad, Gran & Grandad

IDEAL LAP TIME : 1:46.376 BEST LAP TIME : 1:46.411 DIFFERENCE : 0.035

LAP	SECTOR 1	SECTOR 2	SECTOR 3	LAP TIME	MPH	DIFF	TIME OF DAY
1 -		48.643	25.949	1:53.512	77.17	7.101	14:11:25.417
2 -	33.244	48.625	25.928	1:47.797	81.26	1.386	14:13:13.214
3 -	33.167	48.337	26.079	1:47.583 (3)	81.42	1.172	14:15:00.797
4 -	33.201	48.069	***25.628***	1:46.898 (2)	81.94	0.487	14:16:47.695
5 -	***32.920***	***47.828***	25.663	***1:46.411 (1)***	***82.32***		***14:18:34.106***

P3 3 J Joey LAMBDEN Kawasaki -

IDEAL LAP TIME : 1:46.329 BEST LAP TIME : 1:46.606 DIFFERENCE : 0.277

LAP	SECTOR 1	SECTOR 2	SECTOR 3	LAP TIME	MPH	DIFF	TIME OF DAY
1 -		48.712	26.467	1:54.490	76.51	7.884	14:11:26.395
2 -	33.693	48.316	25.712	1:47.721	81.31	1.115	14:13:14.116
3 -	33.419	48.026	25.756	1:47.201 (3)	81.71	0.595	14:15:01.317
4 -	33.242	47.845	***25.690***	1:46.777 (2)	82.03	0.171	14:16:48.094
5 -	***33.106***	***47.533***	25.967	***1:46.606 (1)***	***82.17***		***14:18:34.700***

P4 126 S Gareth HOPKINS Kawasaki - The Wife - Zarra Hopkins

IDEAL LAP TIME : 1:49.880 BEST LAP TIME : 1:50.345 DIFFERENCE : 0.465

LAP	SECTOR 1	SECTOR 2	SECTOR 3	LAP TIME	MPH	DIFF	TIME OF DAY
1 -		49.513	***26.327***	1:55.594	75.78	5.249	14:11:27.499
2 -	34.425	***49.415***	26.658	1:50.498 (3)	79.27	0.153	14:13:17.997
3 -	***34.138***	50.000	26.629	1:50.767	79.08	0.422	14:15:08.764
4 -	34.185	49.619	26.616	1:50.420 (2)	79.33	0.075	14:16:59.184
5 -	34.355	49.481	26.509	***1:50.345 (1)***	***79.38***		***14:18:49.529***

P5 106 J Patrick BYRNE Kawasaki - PKB RACING

IDEAL LAP TIME : 1:50.807 BEST LAP TIME : 1:51.363 DIFFERENCE : 0.556

LAP	SECTOR 1	SECTOR 2	SECTOR 3	LAP TIME	MPH	DIFF	TIME OF DAY
1 -		50.060	26.768	1:57.604	74.48	6.241	14:11:29.509
2 -	34.530	50.401	27.071	1:52.002 (3)	78.21	0.639	14:13:21.511
3 -	35.035	***49.580***	***26.748***	***1:51.363 (1)***	***78.66***		***14:15:12.874***
4 -	***34.479***	49.651	27.301	1:51.431 (2)	78.61	0.068	14:17:04.305
5 -	35.081	49.857	27.166	1:52.104	78.14	0.741	14:18:56.409

P6 93 S Monica ISAAC Kawasaki - Fins Motorcycles & Blockade Services

IDEAL LAP TIME : 1:50.539 BEST LAP TIME : 1:51.195 DIFFERENCE : 0.656

LAP	SECTOR 1	SECTOR 2	SECTOR 3	LAP TIME	MPH	DIFF	TIME OF DAY
1 -		50.075	26.678	1:57.762	74.38	6.567	14:11:29.667
2 -	***34.619***	50.282	26.924	1:51.825 (2)	78.33	0.630	14:13:21.492
3 -	34.981	50.212	26.672	1:51.865 (3)	78.30	0.670	14:15:13.357
4 -	34.755	***49.333***	27.107	***1:51.195 (1)***	***78.77***		***14:17:04.552***
5 -	35.075	50.314	***26.587***	1:51.976	78.22	0.781	14:18:56.528

P7 73 S Sarah JORDAN Kawasaki - Bernard Elliott Racing

IDEAL LAP TIME : 1:50.791 BEST LAP TIME : 1:51.078 DIFFERENCE : 0.287

LAP	SECTOR 1	SECTOR 2	SECTOR 3	LAP TIME	MPH	DIFF	TIME OF DAY

Weather / Track : Cloudy / Dry

Brands Hatch GP
Circuit Length = 2.4332 miles
Start: 14:09 Flag 14:18 End: 14:20

BMCRC - MRO Championships 2016 - Rnd 8 @ Brands Hatch GP

ACU Team Green Junior Cup & Senior 300 Series

RACE 9 - SECTOR ANALYSIS

SECTOR 1 = FL to I1, SECTOR 2 = I1 to I2, SECTOR 3 = I2 to FL, DIFF = Difference To Personal Best Lap

1 -		50.345	26.690	1:58.070	74.19	6.992	14:11:29.975
2 -	34.945	49.855	26.985	1:51.785 (3)	78.36	0.707	14:13:21.760
3 -	35.096	49.639	26.643	1:51.378 (2)	78.64	0.300	14:15:13.138
4 -	***34.705***	***49.453***	26.920	***1:51.078 (1)***	***78.86***		***14:17:04.216***
5 -	35.350	50.597	***26.633***	1:52.580	77.80	1.502	14:18:56.796

P8 13 S Ben HAWES Kawasaki -

IDEAL LAP TIME : 1:50.940 BEST LAP TIME : 1:50.940 DIFFERENCE : 0.000

LAP	SECTOR 1	SECTOR 2	SECTOR 3	LAP TIME	MPH	DIFF	TIME OF DAY
1 -		49.955	26.896	1:57.492	74.55	6.552	14:11:29.397
2 -	35.252	50.517	27.066	1:52.835	77.63	1.895	14:13:22.232
3 -	34.867	50.368	26.844	1:52.079 (3)	78.15	1.139	14:15:14.311
4 -	34.790	49.953	26.860	1:51.603 (2)	78.49	0.663	14:17:05.914
5 -	***34.648***	***49.940***	***26.352***	***1:50.940 (1)***	***78.96***		***14:18:56.854***

P9 29 S Charlie STONE Kawasaki -

IDEAL LAP TIME : 1:50.182 BEST LAP TIME : 1:50.814 DIFFERENCE : 0.632

LAP	SECTOR 1	SECTOR 2	SECTOR 3	LAP TIME	MPH	DIFF	TIME OF DAY
1 -		50.349	***26.076***	1:58.218	74.09	7.404	14:11:30.123
2 -	35.034	50.186	27.162	1:52.382 (3)	77.94	1.568	14:13:22.505
3 -	***34.890***	49.727	26.532	1:51.149 (2)	78.81	0.335	14:15:13.654
4 -	34.989	***49.216***	26.609	***1:50.814 (1)***	***79.04***		***14:17:04.468***
5 -	35.142	51.122	26.506	1:52.770	77.67	1.956	14:18:57.238

P10 33 J Brandon PAYNE Kawasaki - Mom & dad

IDEAL LAP TIME : 1:50.478 BEST LAP TIME : 1:50.596 DIFFERENCE : 0.118

LAP	SECTOR 1	SECTOR 2	SECTOR 3	LAP TIME	MPH	DIFF	TIME OF DAY
1 -		50.442	26.748	2:00.434	72.73	9.838	14:11:32.339
2 -	34.594	50.836	***26.651***	1:52.081	78.15	1.485	14:13:24.420
3 -	34.666	49.787	26.781	1:51.234 (2)	78.75	0.638	14:15:15.654
4 -	***34.477***	***49.350***	26.769	***1:50.596 (1)***	***79.20***		***14:17:06.250***
5 -	34.582	49.989	26.765	1:51.336 (3)	78.67	0.740	14:18:57.586

P11 56 S Michael STONE Kawasaki -

IDEAL LAP TIME : 1:50.583 BEST LAP TIME : 1:50.751 DIFFERENCE : 0.168

LAP	SECTOR 1	SECTOR 2	SECTOR 3	LAP TIME	MPH	DIFF	TIME OF DAY
1 -		51.939	26.901	2:03.538	70.90	12.787	14:11:35.443
2 -	35.652	51.038	26.986	1:53.676	77.05	2.925	14:13:29.119
3 -	***34.581***	50.204	27.267	1:52.052 (3)	78.17	1.301	14:15:21.171
4 -	34.591	49.651	***26.509***	***1:50.751 (1)***	***79.09***		***14:17:11.922***
5 -	34.996	***49.493***	26.850	1:51.339 (2)	78.67	0.588	14:19:03.261

P12 37 S Craig CLEMONS Kawasaki - Naomi

IDEAL LAP TIME : 1:52.487 BEST LAP TIME : 1:52.757 DIFFERENCE : 0.270

LAP	SECTOR 1	SECTOR 2	SECTOR 3	LAP TIME	MPH	DIFF	TIME OF DAY
1 -		51.093	***26.867***	1:59.459	73.32	6.702	14:11:31.364
2 -	35.055	50.752	26.950	***1:52.757 (1)***	***77.68***		***14:13:24.121***
3 -	***35.028***	***50.592***	27.182	1:52.802 (2)	77.65	0.045	14:15:16.923
4 -	35.425	51.406	27.562	1:54.393 (3)	76.57	1.636	14:17:11.316
5 -	35.549	51.214	27.974	1:54.737	76.34	1.980	14:19:06.053

P13 9 S Graham HAW Kawasaki - Graham haw joinery

IDEAL LAP TIME : 1:52.480 BEST LAP TIME : 1:52.831 DIFFERENCE : 0.351

LAP	SECTOR 1	SECTOR 2	SECTOR 3	LAP TIME	MPH	DIFF	TIME OF DAY
1 -		52.388	27.295	2:03.207	71.09	10.376	14:11:35.112
2 -	36.420	51.141	27.306	1:54.867	76.26	2.036	14:13:29.979
3 -	***35.043***	50.778	***27.103***	1:52.924 (2)	77.57	0.093	14:15:22.903
4 -	35.389	***50.334***	27.108	***1:52.831 (1)***	***77.63***		***14:17:15.734***

Weather / Track : Cloudy / Dry

Brands Hatch GP
Circuit Length = 2.4332 miles
Start: 14:09 Flag 14:18 End: 14:20

BMCRC - MRO Championships 2016 - Rnd 8 @ Brands Hatch GP

ACU Team Green Junior Cup & Senior 300 Series

RACE 9 - SECTOR ANALYSIS

SECTOR 1 = FL to I1, SECTOR 2 = I1 to I2, SECTOR 3 = I2 to FL, DIFF = Difference To Personal Best Lap

5 -	35.061	51.028	27.164	1:53.253 (3)	77.34	0.422	14:19:08.987

P14 47 S Matt HILL Kawasaki -

IDEAL LAP TIME : 1:52.395 BEST LAP TIME : 1:52.395 DIFFERENCE : 0.000

LAP	SECTOR 1	SECTOR 2	SECTOR 3	LAP TIME	MPH	DIFF	TIME OF DAY
1 -		52.399	27.915	2:03.121	71.14	10.726	14:11:35.026
2 -	36.523	52.053	26.998	1:55.574	75.79	3.179	14:13:30.600
3 -	***34.857***	***50.618***	***26.920***	***1:52.395 (1)***	***77.93***		***14:15:22.995***
4 -	35.090	50.682	27.354	1:53.126 (2)	77.43	0.731	14:17:16.121
5 -	34.986	51.057	27.509	1:53.552 (3)	77.14	1.157	14:19:09.673

P15 63 S Samuel SMYTH Kawasaki -

IDEAL LAP TIME : 1:54.086 BEST LAP TIME : 1:54.255 DIFFERENCE : 0.169

LAP	SECTOR 1	SECTOR 2	SECTOR 3	LAP TIME	MPH	DIFF	TIME OF DAY
1 -		51.664	27.338	2:02.838	71.31	8.583	14:11:34.743
2 -	35.966	51.655	27.527	1:55.148	76.07	0.893	14:13:29.891
3 -	35.810	***51.225***	***27.220***	***1:54.255 (1)***	***76.66***		***14:15:24.146***
4 -	***35.641***	51.313	27.352	1:54.306 (2)	76.63	0.051	14:17:18.452
5 -	35.787	51.418	27.596	1:54.801 (3)	76.30	0.546	14:19:13.253

P16 25 S Leon JONES Kawasaki -

IDEAL LAP TIME : 1:54.538 BEST LAP TIME : 1:54.663 DIFFERENCE : 0.125

LAP	SECTOR 1	SECTOR 2	SECTOR 3	LAP TIME	MPH	DIFF	TIME OF DAY
1 -		52.638	28.205	2:05.280	69.92	10.617	14:11:37.185
2 -	36.197	52.566	27.392	1:56.155	75.41	1.492	14:13:33.340
3 -	36.177	51.731	27.420	1:55.328 (2)	75.95	0.665	14:15:28.668
4 -	***35.756***	***51.548***	27.359	***1:54.663 (1)***	***76.39***		***14:17:23.331***
5 -	35.908	52.192	***27.234***	1:55.334 (3)	75.95	0.671	14:19:18.665

P17 36 J Harry FOWLE Kawasaki - A.Fowle Joinery

IDEAL LAP TIME : 1:54.973 BEST LAP TIME : 1:55.276 DIFFERENCE : 0.303

LAP	SECTOR 1	SECTOR 2	SECTOR 3	LAP TIME	MPH	DIFF	TIME OF DAY
1 -		52.544	27.757	2:04.393	70.42	9.117	14:11:36.298
2 -	36.114	51.711	***27.451***	***1:55.276 (1)***	***75.99***		***14:13:31.574***
3 -	***35.855***	***51.667***	27.823	1:55.345 (2)	75.94	0.069	14:15:26.919
4 -	35.925	52.064	27.908	1:55.897	75.58	0.621	14:17:22.816
5 -	36.097	52.008	27.769	1:55.874 (3)	75.59	0.598	14:19:18.690

P18 20 J Kai DICKINSON Kawasaki - Dad

IDEAL LAP TIME : 1:53.510 BEST LAP TIME : 1:54.172 DIFFERENCE : 0.662

LAP	SECTOR 1	SECTOR 2	SECTOR 3	LAP TIME	MPH	DIFF	TIME OF DAY
1 -		53.079	27.624	2:03.820	70.74	9.648	14:11:35.725
2 -	35.806	51.734	27.180	1:54.720 (2)	76.35	0.548	14:13:30.445
3 -	35.747	***50.938***	27.487	***1:54.172 (1)***	***76.72***		***14:15:24.617***
4 -	35.886	51.477	27.387	1:54.750 (3)	76.33	0.578	14:17:19.367
5 -	***35.614***	57.581	***26.958***	2:00.153	72.90	5.981	14:19:19.520

P19 32 S Paul ROBSON Kawasaki - Cheffing Solutions

IDEAL LAP TIME : 1:54.761 BEST LAP TIME : 1:55.264 DIFFERENCE : 0.503

LAP	SECTOR 1	SECTOR 2	SECTOR 3	LAP TIME	MPH	DIFF	TIME OF DAY
1 -		52.542	27.909	2:04.953	70.10	9.689	14:11:36.858
2 -	36.338	51.606	27.965	1:55.909 (3)	75.57	0.645	14:13:32.767
3 -	36.201	***51.547***	27.810	1:55.558 (2)	75.80	0.294	14:15:28.325
4 -	***35.801***	52.050	***27.413***	***1:55.264 (1)***	***75.99***		***14:17:23.589***
5 -	36.151	51.733	28.128	1:56.012	75.50	0.748	14:19:19.601

Weather / Track : Cloudy / Dry

Brands Hatch GP
Circuit Length = 2.4332 miles
Start: 14:09 Flag 14:18 End: 14:20

BMCRC - MRO Championships 2016 - Rnd 8 @ Brands Hatch GP

ACU Team Green Junior Cup & Senior 300 Series

RACE 9 - SECTOR ANALYSIS

SECTOR 1 = FL to I1, SECTOR 2 = I1 to I2, SECTOR 3 = I2 to FL, DIFF = Difference To Personal Best Lap

P20 113 J Dean BRADLEY Kawasaki -

IDEAL LAP TIME : 1:55.438 BEST LAP TIME : 1:55.548 DIFFERENCE : 0.110

LAP	SECTOR 1	SECTOR 2	SECTOR 3	LAP TIME	MPH	DIFF	TIME OF DAY
1 -		52.829	27.781	2:05.509	69.79	9.961	14:11:37.414
2 -	36.681	52.291	***27.398***	1:56.370 **(2)**	75.27	0.822	14:13:33.784
3 -	36.175	***51.943***	27.430	***1:55.548*** **(1)**	***75.81***		***14:15:29.332***
4 -	***36.097***	53.217	27.780	1:57.094	74.81	1.546	14:17:26.426
5 -	36.673	52.116	27.867	1:56.656 **(3)**	75.09	1.108	14:19:23.082

P21 50 J Aditya Singh BEHAL Kawasaki -

IDEAL LAP TIME : 1:56.096 BEST LAP TIME : 1:56.325 DIFFERENCE : 0.229

LAP	SECTOR 1	SECTOR 2	SECTOR 3	LAP TIME	MPH	DIFF	TIME OF DAY
1 -		53.898	27.737	2:08.068	68.39	11.743	14:11:39.973
2 -	36.676	52.785	***27.533***	1:56.994 **(2)**	74.87	0.669	14:13:36.967
3 -	37.087	53.507	28.306	1:58.900	73.67	2.575	14:15:35.867
4 -	36.554	53.274	27.834	1:57.662 **(3)**	74.44	1.337	14:17:33.529
5 -	***36.070***	***52.493***	27.762	***1:56.325*** **(1)**	***75.30***		***14:19:29.854***

P22 77 S Paul WILSON Kawasaki -

IDEAL LAP TIME : 1:57.831 BEST LAP TIME : 1:57.908 DIFFERENCE : 0.077

LAP	SECTOR 1	SECTOR 2	SECTOR 3	LAP TIME	MPH	DIFF	TIME OF DAY
1 -		52.851	***27.982***	2:06.336	69.33	8.428	14:11:38.241
2 -	37.132	52.983	28.335	1:58.450 **(2)**	73.95	0.542	14:13:36.691
3 -	37.695	53.163	29.409	2:00.267 **(3)**	72.83	2.359	14:15:36.958
4 -	***37.108***	***52.741***	28.059	***1:57.908*** **(1)**	***74.29***		***14:17:34.866***
5 -	37.923	53.782	29.009	2:00.714	72.56	2.806	14:19:35.580

P23 14 S Paul SALLISS Kawasaki - Essentialexec.co.uk

IDEAL LAP TIME : 1:58.385 BEST LAP TIME : 1:58.457 DIFFERENCE : 0.072

LAP	SECTOR 1	SECTOR 2	SECTOR 3	LAP TIME	MPH	DIFF	TIME OF DAY
1 -		54.641	28.878	2:11.047	66.84	12.590	14:11:42.952
2 -	37.854	55.186	28.852	2:01.892	71.86	3.435	14:13:44.844
3 -	***36.662***	53.890	28.639	1:59.191 **(3)**	73.49	0.734	14:15:44.035
4 -	37.046	53.800	28.179	1:59.025 **(2)**	73.59	0.568	14:17:43.060
5 -	36.734	***53.790***	***27.933***	***1:58.457*** **(1)**	***73.94***		***14:19:41.517***

P24 69 J Connor HALL Kawasaki - S & Y CERAMICS

IDEAL LAP TIME : 1:58.811 BEST LAP TIME : 1:59.927 DIFFERENCE : 1.116

LAP	SECTOR 1	SECTOR 2	SECTOR 3	LAP TIME	MPH	DIFF	TIME OF DAY
1 -		55.508	***28.545***	2:12.944	65.89	13.017	14:11:44.849
2 -	***36.769***	53.933	29.225	***1:59.927*** **(1)**	***73.04***		***14:13:44.776***
3 -	37.486	54.031	29.194	2:00.711	72.56	0.784	14:15:45.487
4 -	37.611	***53.497***	29.272	2:00.380 **(3)**	72.76	0.453	14:17:45.867
5 -	37.425	53.993	28.902	2:00.320 **(2)**	72.80	0.393	14:19:46.187

P25 4 J James DUTTON Kawasaki -

IDEAL LAP TIME : 1:59.880 BEST LAP TIME : 2:00.446 DIFFERENCE : 0.566

LAP	SECTOR 1	SECTOR 2	SECTOR 3	LAP TIME	MPH	DIFF	TIME OF DAY
1 -		55.260	29.399	2:12.732	65.99	12.286	14:11:44.637
2 -	***37.383***	54.978	28.588	2:00.949 **(3)**	72.42	0.503	14:13:45.586
3 -	37.614	54.281	28.648	2:00.543 **(2)**	72.66	0.097	14:15:46.129
4 -	37.536	55.139	28.814	2:01.489	72.10	1.043	14:17:47.618
5 -	37.949	***54.020***	***28.477***	***2:00.446*** **(1)**	***72.72***		***14:19:48.064***

P26 7 S Michael SHARMAN Kawasaki -

IDEAL LAP TIME : 2:01.078 BEST LAP TIME : 2:01.078 DIFFERENCE : 0.000

LAP	SECTOR 1	SECTOR 2	SECTOR 3	LAP TIME	MPH	DIFF	TIME OF DAY

Brands Hatch GP
Circuit Length = 2.4332 miles
Start: 14:09 Flag 14:18 End: 14:20

Weather / Track : Cloudy / Dry

BMCRC - MRO Championships 2016 - Rnd 8 @ Brands Hatch GP

ACU Team Green Junior Cup & Senior 300 Series

RACE 9 - SECTOR ANALYSIS

SECTOR 1 = FL to I1, SECTOR 2 = I1 to I2, SECTOR 3 = I2 to FL, DIFF = Difference To Personal Best Lap

1 -		55.005	29.088	2:10.621	67.06	9.543	14:11:42.526
2 -	***37.877***	***54.368***	***28.833***	***2:01.078*** **(1)**	***72.34***		***14:13:43.604***
3 -	37.881	54.565	29.092	2:01.538 **(2)**	72.07	0.460	14:15:45.142
4 -	38.260	54.559	28.978	2:01.797 **(3)**	71.92	0.719	14:17:46.939
5 -	38.556	54.837	28.931	2:02.324	71.61	1.246	14:19:49.263

P27 23 J Joe ELLIS Kawasaki -

IDEAL LAP TIME : 2:00.080 BEST LAP TIME : 2:00.560 DIFFERENCE : 0.480

LAP	SECTOR 1	SECTOR 2	SECTOR 3	LAP TIME	MPH	DIFF	TIME OF DAY
1 -		55.846	29.944	2:12.877	65.92	12.317	14:11:44.782
2 -	38.535	54.701	28.922	2:02.158	71.70	1.598	14:13:46.940
3 -	***37.445***	55.131	28.770	2:01.346 **(3)**	72.18	0.786	14:15:48.286
4 -	37.572	54.759	28.626	2:00.957 **(2)**	72.42	0.397	14:17:49.243
5 -	37.925	***54.247***	***28.388***	***2:00.560*** **(1)**	***72.65***		***14:19:49.803***

P28 11 S Aaron COELHO-COADY Kawasaki - Palmer Performance / Tyres4Bikes

IDEAL LAP TIME : 2:00.029 BEST LAP TIME : 2:00.558 DIFFERENCE : 0.529

LAP	SECTOR 1	SECTOR 2	SECTOR 3	LAP TIME	MPH	DIFF	TIME OF DAY
1 -		55.512	29.003	2:13.030	65.84	12.472	14:11:44.935
2 -	38.756	54.632	28.763	2:02.151	71.71	1.593	14:13:47.086
3 -	37.629	54.941	29.030	2:01.600 **(3)**	72.03	1.042	14:15:48.686
4 -	***37.406***	54.705	28.586	2:00.697 **(2)**	72.57	0.139	14:17:49.383
5 -	37.935	***54.471***	***28.152***	***2:00.558*** **(1)**	***72.66***		***14:19:49.941***

P29 17 J Jordan HARRIS Kawasaki -

IDEAL LAP TIME : 2:00.326 BEST LAP TIME : 2:00.888 DIFFERENCE : 0.562

LAP	SECTOR 1	SECTOR 2	SECTOR 3	LAP TIME	MPH	DIFF	TIME OF DAY
1 -		56.023	29.312	2:13.049	65.83	12.161	14:11:44.954
2 -	38.995	55.137	28.388	2:02.520	71.49	1.632	14:13:47.474
3 -	37.565	55.375	28.445	2:01.385 **(3)**	72.16	0.497	14:15:48.859
4 -	***37.554***	54.961	***28.373***	***2:00.888*** **(1)**	***72.46***		***14:17:49.747***
5 -	38.201	***54.399***	28.447	2:01.047 **(2)**	72.36	0.159	14:19:50.794

P30 88 S David COURT Kawasaki -

IDEAL LAP TIME : 2:00.541 BEST LAP TIME : 2:00.794 DIFFERENCE : 0.253

LAP	SECTOR 1	SECTOR 2	SECTOR 3	LAP TIME	MPH	DIFF	TIME OF DAY
1 -		55.746	28.676	2:13.407	65.66	12.613	14:11:45.312
2 -	38.863	55.249	28.454	2:02.566	71.47	1.772	14:13:47.878
3 -	***37.843***	55.169	28.371	2:01.383 **(3)**	72.16	0.589	14:15:49.261
4 -	38.103	54.514	28.390	2:01.007 **(2)**	72.39	0.213	14:17:50.268
5 -	38.096	***54.459***	***28.239***	***2:00.794*** **(1)**	***72.51***		***14:19:51.062***

P31 30 S Malcolm HOWELL Kawasaki -

IDEAL LAP TIME : 2:01.332 BEST LAP TIME : 2:01.332 DIFFERENCE : 0.000

LAP	SECTOR 1	SECTOR 2	SECTOR 3	LAP TIME	MPH	DIFF	TIME OF DAY
1 -		56.465	29.221	2:15.340	64.72	14.008	14:11:47.245
2 -	38.229	55.593	28.954	2:02.776 **(2)**	71.34	1.444	14:13:50.021
3 -	38.134	56.638	29.912	2:04.684	70.25	3.352	14:15:54.705
4 -	38.172	55.648	29.336	2:03.156 **(3)**	71.12	1.824	14:17:57.861
5 -	***38.020***	***54.386***	***28.926***	***2:01.332*** **(1)**	***72.19***		***14:19:59.193***

P32 48 S Kevin SABBARTON Kawasaki -

IDEAL LAP TIME : 2:02.349 BEST LAP TIME : 2:02.349 DIFFERENCE : 0.000

LAP	SECTOR 1	SECTOR 2	SECTOR 3	LAP TIME	MPH	DIFF	TIME OF DAY
1 -		56.520	28.719	2:14.529	65.11	12.180	14:11:46.434
2 -	38.574	55.762	28.857	2:03.193 **(2)**	71.10	0.844	14:13:49.627
3 -	38.131	56.670	29.557	2:04.358	70.44	2.009	14:15:53.985
4 -	38.561	55.781	29.072	2:03.414 **(3)**	70.97	1.065	14:17:57.399

Weather / Track : Cloudy / Dry

Brands Hatch GP
Circuit Length = 2.4332 miles
Start: 14:09 Flag 14:18 End: 14:20

BMCRC - MRO Championships 2016 - Rnd 8 @ Brands Hatch GP

ACU Team Green Junior Cup & Senior 300 Series

RACE 9 - SECTOR ANALYSIS

SECTOR 1 = FL to I1, SECTOR 2 = I1 to I2, SECTOR 3 = I2 to FL, DIFF = Difference To Personal Best Lap

5 -	***38.062***	***55.615***	***28.672***	***2:02.349***	**(1)**	***71.59***	***14:19:59.748***

P33 21 J Callum SADBERRY Kawasaki -

IDEAL LAP TIME : 2:08.673 BEST LAP TIME : 2:08.673 DIFFERENCE : 0.000

LAP	SECTOR 1	SECTOR 2	SECTOR 3	LAP TIME	MPH	DIFF	TIME OF DAY
1 -		59.853	31.232	2:22.177	61.61	13.504	14:11:54.082
2 -	41.133	58.365	30.564	2:10.062 **(2)**	67.35	1.389	14:14:04.144
3 -	41.821	58.089	30.706	2:10.616	67.06	1.943	14:16:14.760
4 -	41.682	57.957	30.543	2:10.182 **(3)**	67.28	1.509	14:18:24.942
5 -	***40.612***	***57.719***	***30.342***	***2:08.673*** **(1)**	***68.07***		***14:20:33.615***

P34 71 S Karie HENLY Kawasaki - Thomas Racing

IDEAL LAP TIME : 2:08.684 BEST LAP TIME : 2:08.882 DIFFERENCE : 0.198

LAP	SECTOR 1	SECTOR 2	SECTOR 3	LAP TIME	MPH	DIFF	TIME OF DAY
1 -		58.881	***30.297***	2:20.449	62.37	11.567	14:11:52.354
2 -	40.197	59.662	30.667	2:10.526 **(3)**	67.11	1.644	14:14:02.880
3 -	***40.106***	***58.281***	30.495	***2:08.882*** **(1)**	***67.96***		***14:16:11.762***
4 -	40.789	58.757	30.511	2:10.057 **(2)**	67.35	1.175	14:18:21.819
5 -	40.961	1:00.231	30.788	2:11.980	66.37	3.098	14:20:33.799

P35 45 S Steven HAWES Kawasaki - Clare Foley

IDEAL LAP TIME : 1:58.932 BEST LAP TIME : 1:59.444 DIFFERENCE : 0.512

LAP	SECTOR 1	SECTOR 2	SECTOR 3	LAP TIME	MPH	DIFF	TIME OF DAY
1 -		54.889	29.152	2:10.860	66.94	11.416	14:11:42.765
2 -	38.169	54.029	28.768	2:00.966 **(3)**	72.41	1.522	14:13:43.731
3 -	***37.170***	54.252	28.772	2:00.194 **(2)**	72.88	0.750	14:15:43.925
4 -	37.682	***53.433***	***28.329***	***1:59.444*** **(1)**	***73.33***		***14:17:43.369***

Weather / Track : Cloudy / Dry

Brands Hatch GP
Circuit Length = 2.4332 miles
Start: 14:09 Flag 14:18 End: 14:20

BMCRC - MRO Championships 2016 - Rnd 8 @ Brands Hatch GP

ACU Team Green Junior Cup & Senior 300 Series

RACE 9 - BEST SECTORS

	SECTOR 1			SECTOR 2			SECTOR 3			IDEAL / BEST COMPARISON					
POS	NO	NAME	TIME	NO	NAME	TIME	NO	NAME	TIME	POS	NO	NAME	IDEAL	BEST	DIFF
												PERFECT LAP	1:45.835		
1	76	PINSON	32.920	3	LAMBDEN	47.533	26	HOPKINS	25.382	1	26	HOPKINS	1:46.247	1:46.332	0.085
2	3	LAMBDEN	33.106	26	HOPKINS	47.715	76	PINSON	25.628	2	3	LAMBDEN	1:46.329	1:46.606	0.277
3	26	HOPKINS	33.150	76	PINSON	47.828	3	LAMBDEN	25.690	3	76	PINSON	1:46.376	1:46.411	0.035
4	126	HOPKINS	34.138	29	STONE	49.216	29	STONE	26.076	4	126	HOPKINS	1:49.880	1:50.345	0.465
5	33	PAYNE	34.477	93	ISAAC	49.333	126	HOPKINS	26.327	5	29	STONE	1:50.182	1:50.814	0.632
6	106	BYRNE	34.479	33	PAYNE	49.350	13	HAWES	26.352	6	33	PAYNE	1:50.478	1:50.596	0.118
7	56	STONE	34.581	126	HOPKINS	49.415	56	STONE	26.509	7	93	ISAAC	1:50.539	1:51.195	0.656
8	93	ISAAC	34.619	73	JORDAN	49.453	93	ISAAC	26.587	8	56	STONE	1:50.583	1:50.751	0.168
9	13	HAWES	34.648	56	STONE	49.493	73	JORDAN	26.633	9	73	JORDAN	1:50.791	1:51.078	0.287
10	73	JORDAN	34.705	106	BYRNE	49.580	33	PAYNE	26.651	10	106	BYRNE	1:50.807	1:51.363	0.556
11	47	HILL	34.857	13	HAWES	49.940	106	BYRNE	26.748	11	13	HAWES	1:50.940	1:50.940	0.000
12	29	STONE	34.890	9	HAW	50.334	37	CLEMONS	26.867	12	47	HILL	1:52.395	1:52.395	0.000
13	37	CLEMONS	35.028	37	CLEMONS	50.592	47	HILL	26.920	13	9	HAW	1:52.480	1:52.831	0.351
14	9	HAW	35.043	47	HILL	50.618	20	DICKINSON	26.958	14	37	CLEMONS	1:52.487	1:52.757	0.270
15	20	DICKINSON	35.614	20	DICKINSON	50.938	9	HAW	27.103	15	20	DICKINSON	1:53.510	1:54.172	0.662
16	63	SMYTH	35.641	63	SMYTH	51.225	63	SMYTH	27.220	16	63	SMYTH	1:54.086	1:54.255	0.169
17	25	JONES	35.756	32	ROBSON	51.547	25	JONES	27.234	17	25	JONES	1:54.538	1:54.663	0.125
18	32	ROBSON	35.801	25	JONES	51.548	113	BRADLEY	27.398	18	32	ROBSON	1:54.761	1:55.264	0.503
19	36	FOWLE	35.855	36	FOWLE	51.667	32	ROBSON	27.413	19	36	FOWLE	1:54.973	1:55.276	0.303
20	50	BEHAL	36.070	113	BRADLEY	51.943	36	FOWLE	27.451	20	113	BRADLEY	1:55.438	1:55.548	0.110
21	113	BRADLEY	36.097	50	BEHAL	52.493	50	BEHAL	27.533	21	50	BEHAL	1:56.096	1:56.325	0.229
22	14	SALLISS	36.662	77	WILSON	52.741	14	SALLISS	27.933	22	77	WILSON	1:57.831	1:57.908	0.077
23	69	HALL	36.769	45	HAWES	53.433	77	WILSON	27.982	23	14	SALLISS	1:58.385	1:58.457	0.072
24	77	WILSON	37.108	69	HALL	53.497	11	COELHO-COADY	28.152	24	69	HALL	1:58.811	1:59.927	1.116
25	45	HAWES	37.170	14	SALLISS	53.790	88	COURT	28.239	25	45	HAWES	1:58.932	1:59.444	0.512
26	4	DUTTON	37.383	4	DUTTON	54.020	45	HAWES	28.329	26	4	DUTTON	1:59.880	2:00.446	0.566
27	11	COELHO-COADY	37.406	23	ELLIS	54.247	17	HARRIS	28.373	27	11	COELHO-COADY	2:00.029	2:00.558	0.529
28	23	ELLIS	37.445	7	SHARMAN	54.368	23	ELLIS	28.388	28	23	ELLIS	2:00.080	2:00.560	0.480
29	17	HARRIS	37.554	30	HOWELL	54.386	4	DUTTON	28.477	29	17	HARRIS	2:00.326	2:00.888	0.562
30	88	COURT	37.843	17	HARRIS	54.399	69	HALL	28.545	30	88	COURT	2:00.541	2:00.794	0.253
31	7	SHARMAN	37.877	88	COURT	54.459	48	SABBARTON	28.672	31	7	SHARMAN	2:01.078	2:01.078	0.000
32	30	HOWELL	38.020	11	COELHO-COADY	54.471	7	SHARMAN	28.833	32	30	HOWELL	2:01.332	2:01.332	0.000
33	48	SABBARTON	38.062	48	SABBARTON	55.615	30	HOWELL	28.926	33	48	SABBARTON	2:02.349	2:02.349	0.000
34	71	HENLY	40.106	21	SADBERRY	57.719	71	HENLY	30.297	34	21	SADBERRY	2:08.673	2:08.673	0.000
35	21	SADBERRY	40.612	71	HENLY	58.281	21	SADBERRY	30.342	35	71	HENLY	2:08.684	2:08.882	0.198

Weather / Track : Cloudy / Dry

Brands Hatch GP
Circuit Length = 2.4332 miles
Start: 14:09 Flag 14:18 End: 14:20

Results can be found at www.tsl-timing.com

Printed - 14:21 Sunday, 21 August 2016

BMCRC - MRO Championships 2016 - Rnd 8 @ Brands Hatch GP

ACU Team Green Junior Cup & Senior 300 Series

RACE 20 - CLASSIFICATION

POS	NO	CL	PIC	NAME	ENTRY	LAPS	TIME	GAP	DIFF	MPH	BEST	ON
1	**76**	J	1	Elliot PINSON	Kawasaki - Mum, Dad, Gran & Grandad	**5**	9:00.451			81.04	**1:46.733**	4
2	**26**	J	2	Luke HOPKINS	Kawasaki - Mum - Zarra Hopkins	**5**	9:05.222	**4.771**	4.771	80.33	**1:47.222**	2
3	**106**	J	3	Patrick BYRNE	Kawasaki - PKB RACING	**5**	9:20.464	**20.013**	15.242	78.14	**1:50.775**	5
4	**126**	S	1	Gareth HOPKINS	Kawasaki - The Wife - Zarra Hopkins	**5**	9:20.684	**20.233**	0.220	78.11	**1:50.637**	5
5	**33**	J	4	Brandon PAYNE	Kawasaki - Mom & dad	**5**	9:20.881	**20.430**	0.197	78.09	**1:50.252**	4
6	**93**	S	2	Monica ISAAC	Kawasaki - Fins Motorcycles & Blockade Services	**5**	9:21.244	**20.793**	0.363	78.03	**1:51.014**	3
7	**13**	S	3	Ben HAWES	Kawasaki -	**5**	9:23.435	**22.984**	2.191	77.73	**1:50.975**	4
8	**73**	S	4	Sarah JORDAN	Kawasaki - Bernard Elliott Racing	**5**	9:23.901	**23.450**	0.466	77.67	**1:50.930**	5
9	**56**	S	5	Michael STONE	Kawasaki -	**5**	9:29.169	**28.718**	5.268	76.95	**1:51.746**	5
10	**47**	S	6	Matt HILL	Kawasaki -	**5**	9:37.845	**37.394**	8.676	75.79	**1:53.483**	5
11	**9**	S	7	Graham HAW	Kawasaki - Graham haw joinery	**5**	9:38.054	**37.603**	0.209	75.77	**1:53.381**	2
12	**50**	J	5	Aditya Singh BEHAL	Kawasaki -	**5**	9:46.547	**46.096**	8.493	74.67	**1:54.775**	3
13	**20**	J	6	Kai DICKINSON	Kawasaki - Dad	**5**	9:46.685	**46.234**	0.138	74.65	**1:55.212**	3
14	**63**	S	8	Samuel SMYTH	Kawasaki -	**5**	9:46.900	**46.449**	0.215	74.62	**1:55.059**	4
15	**32**	S	9	Paul ROBSON	Kawasaki - Cheffing Solutions	**5**	9:47.601	**47.150**	0.701	74.53	**1:55.564**	5
16	**36**	J	7	Harry FOWLE	Kawasaki - A.Fowle Joinery	**5**	9:49.505	**49.054**	1.904	74.29	**1:55.220**	5
17	**37 ***	S	10	Craig CLEMONS	Kawasaki - Naomi	**5**	9:50.768	**50.317**	1.263	74.13	**1:54.793**	4
18	**25**	S	11	Leon JONES	Kawasaki -	**5**	9:52.141	**51.690**	1.373	73.96	**1:55.841**	5
19	**113**	J	8	Dean BRADLEY	Kawasaki -	**5**	9:54.195	**53.744**	2.054	73.71	**1:55.820**	5
20	**69**	J	9	Connor HALL	Kawasaki - S & Y CERAMICS	**5**	10:04.277	**1:03.826**	10.082	72.48	**1:57.412**	5
21	**11**	S	12	Aaron COELHO-COADY	Kawasaki - Palmer Performance / Tyres4Bikes	**5**	10:07.721	**1:07.270**	3.444	72.07	**1:59.216**	3
22	**14**	S	13	Paul SALLISS	Kawasaki - Essentialexec.co.uk	**5**	10:08.611	**1:08.160**	0.890	71.96	**1:59.672**	2
23	**7**	S	14	Michael SHARMAN	Kawasaki -	**5**	10:13.681	**1:13.230**	5.070	71.37	**2:00.315**	4
24	**4**	J	10	James DUTTON	Kawasaki -	**5**	10:18.005	**1:17.554**	4.324	70.87	**2:01.201**	4
25	**45**	S	15	Steven HAWES	Kawasaki - Clare Foley	**5**	10:18.188	**1:17.737**	0.183	70.85	**2:01.329**	2
26	**30**	S	16	Malcolm HOWELL	Kawasaki -	**5**	10:18.747	**1:18.296**	0.559	70.78	**2:01.063**	4
27	**23**	J	11	Joe ELLIS	Kawasaki -	**5**	10:18.776	**1:18.325**	0.029	70.78	**1:59.532**	5
28	**17**	J	12	Jordan HARRIS	Kawasaki -	**5**	10:19.436	**1:18.985**	0.660	70.70	**2:01.585**	5
29	**88**	S	17	David COURT	Kawasaki -	**5**	10:22.053	**1:21.602**	2.617	70.41	**2:02.068**	5
30	**48**	S	18	Kevin SABBARTON	Kawasaki -	**5**	10:22.140	**1:21.689**	0.087	70.40	**2:01.676**	5
31	**21**	J	13	Callum SADBERRY	Kawasaki -	**5**	10:58.661	**1:58.210**	36.521	66.49	**2:09.232**	5
					NOT CLASSIFIED							
DNF	**77**	S		Paul WILSON	Kawasaki -	**4**	8:07.015	**1 Lap**	1 Lap	71.94	**1:59.714**	2
DNF	**29**	S		Charlie STONE	Kawasaki -	**2**	3:55.567	**3 Laps**	2 Laps	74.37	**1:53.593**	2
DNF	**3**	J		Joey LAMBDEN	Kawasaki -	**1**	1:53.735	**4 Laps**	1 Lap	77.01	**1:53.735**	1

FASTEST LAP

76	J	Elliot PINSON	Kawasaki - Mum, Dad, Gran & Grandad	**4**	1:46.733	82.07 mph	132.08 kph
126	S	Gareth HOPKINS	Kawasaki - The Wife - Zarra Hopkins	**5**	1:50.637	79.17 mph	127.42 kph

*** No. 37 - 10 second penalty - jump start**
Class J - 90% of Race Speed = 72.93 mph
Class S - 90% of Race Speed = 70.29 mph

Brands Hatch GP
Circuit Length = 2.4332 miles
Start: 17:08 Flag 17:17 End: 17:19

Weather / Track : Cloudy / Dry
These results are provisional until the conclusion of any judicial and technical matters.

Clerk Of Course :		Timekeeper :

Results can be found at www.tsl-timing.com

Printed - 17:20 Sunday, 21 August 2016

BMCRC - MRO Championships 2016 - Rnd 8 @ Brands Hatch GP

ACU Team Green Junior Cup & Senior 300 Series

RACE 20 - LAP CHART

LAP 1 @ 17:10:39.451

NO	BEHIND	LAP TIME
76		1:52.178
26	1.086	1:53.264
3	1.557	1:53.735
106	3.380	1:55.558
126	3.873	1:56.051
93	3.999	1:56.177
13	5.309	1:57.487
33	5.976	1:58.154
73	6.142	1:58.320
37	8.470	2:00.648
56	8.485	2:00.663
47	9.774	2:01.952
29	9.796	2:01.974
9	10.256	2:02.434
63	10.808	2:02.986
20	11.099	2:03.277
32	11.765	2:03.943
25	12.870	2:05.048
50	13.501	2:05.679
36	13.902	2:06.080
77	14.995	2:07.173
113	15.165	2:07.343
14	15.601	2:07.779
7	17.060	2:09.238
11	17.182	2:09.360
23	18.160	2:10.338
69	18.381	2:10.559
4	19.216	2:11.394
17	19.507	2:11.685
45	19.607	2:11.785
88	19.828	2:12.006
30	20.424	2:12.602
48	21.378	2:13.556
21	27.345	2:19.523

LAP 2 @ 17:12:26.725

NO	BEHIND	LAP TIME
76		1:47.274
26	1.034	1:47.222
106	6.939	1:50.833
93	7.797	1:51.072
126	7.917	1:51.318
13	9.478	1:51.443
33	9.936	1:51.234
73	10.792	1:51.924
56	13.916	1:52.705
29	16.115	1:53.593
37	16.156	1:54.960
47	16.256	1:53.756
9	16.363	1:53.381
63	20.040	1:56.506
20	20.141	1:56.316
32	20.745	1:56.254
50	22.063	1:55.836
25	22.904	1:57.308
36	23.353	1:56.725
113	25.346	1:57.455
77	27.435	1:59.714
14	27.999	1:59.672
11	29.438	1:59.530
69	30.761	1:59.654
7	31.646	2:01.860
45	33.662	2:01.329
23	33.839	2:02.953
4	34.134	2:02.192
17	34.578	2:02.345
88	34.846	2:02.292
30	35.066	2:01.916
48	36.588	2:02.484
21	49.670	2:09.599

LAP 3 @ 17:14:13.468

NO	BEHIND	LAP TIME
76		1:46.743
26	2.003	1:47.712
106	11.741	1:51.545
126	11.998	1:50.824
93	12.068	1:51.014
33	13.896	1:50.703
13	14.700	1:51.965
73	15.263	1:51.214
56	19.209	1:52.036
47	24.339	1:54.826
9	24.446	1:54.826
37	24.513	1:55.100
20	28.610	1:55.212
63	29.243	1:55.946
32	29.743	1:55.741
50	30.095	1:54.775
36	32.603	1:55.993
25	33.534	1:57.373
113	35.684	1:57.081
77	40.771	2:00.079
14	41.196	1:59.940
11	41.911	1:59.216
69	42.566	1:58.548
7	46.113	2:01.210
45	49.096	2:02.177
4	49.346	2:01.955
17	49.993	2:02.158
30	50.416	2:02.093
23	51.087	2:03.991
88	51.696	2:03.593
48	51.928	2:02.083
21	1:13.776	2:10.849

LAP 4 @ 17:16:00.201

NO	BEHIND	LAP TIME
76		1:46.733
26	3.812	1:48.542
106	16.761	1:51.753
93	16.970	1:51.635
126	17.119	1:51.854
33	17.415	1:50.252
13	18.942	1:50.975
73	20.043	1:51.513
56	24.495	1:52.019
47	31.434	1:53.828
9	31.521	1:53.808
37	32.573	1:54.793
20	37.344	1:55.467
63	37.569	1:55.059
50	38.469	1:55.107
32	39.109	1:56.099
36	41.357	1:55.487
25	43.372	1:56.571
113	45.447	1:56.496
69	53.937	1:58.104
77	54.087	2:00.049
14	54.512	2:00.049
11	54.746	1:59.568
7	59.695	2:00.315
4	1:03.814	2:01.201
45	1:03.873	2:01.510
30	1:04.746	2:01.063
17	1:04.923	2:01.663
23	1:06.316	2:01.962
88	1:07.057	2:02.094
48	1:07.536	2:02.341
21	1:36.501	2:09.458

LAP 5 @ 17:17:47.724

NO	BEHIND	LAP TIME
76		1:47.523
26	4.771	1:48.482
106	20.013	1:50.775
126	20.233	1:50.637
33	20.430	1:50.538
93	20.793	1:51.346
13	22.984	1:51.565
73	23.450	1:50.930
56	28.718	1:51.746
47	37.394	1:53.483
9	37.603	1:53.605
37	40.317	1:55.267
50	46.096	1:55.150
20	46.234	1:56.413
63	46.449	1:56.403
32	47.150	1:55.564
36	49.054	1:55.220
25	51.690	1:55.841
113	53.744	1:55.820
69	1:03.826	1:57.412
11	1:07.270	2:00.047
14	1:08.160	2:01.171
7	1:13.230	2:01.058
4	1:17.554	2:01.263
45	1:17.737	2:01.387
30	1:18.296	2:01.073
23	1:18.325	1:59.532
17	1:18.985	2:01.585
88	1:21.602	2:02.068
48	1:21.689	2:01.676
21	1:58.210	2:09.232

Weather / Track : Cloudy / Dry

Brands Hatch GP
Circuit Length = 2.4332 miles
Start: 17:08 Flag 17:17 End: 17:19

Results can be found at www.tsl-timing.com

Printed - 17:21 Sunday, 21 August 2016

BMCRC - MRO Championships 2016 - Rnd 8 @ Brands Hatch GP

ACU Team Green Junior Cup & Senior 300 Series

RACE 20 - SECTOR ANALYSIS

SECTOR 1 = FL to I1, SECTOR 2 = I1 to I2, SECTOR 3 = I2 to FL, DIFF = Difference To Personal Best Lap

P1 76 J Elliot PINSON Kawasaki - Mum, Dad, Gran & Grandad

IDEAL LAP TIME : 1:46.294 BEST LAP TIME : 1:46.733 DIFFERENCE : 0.439

LAP	SECTOR 1	SECTOR 2	SECTOR 3	LAP TIME	MPH	DIFF	TIME OF DAY
1 -		47.808	25.983	1:52.178	78.08	5.445	17:10:39.451
2 -	33.619	47.739	25.916	1:47.274 (3)	81.65	0.541	17:12:26.725
3 -	***32.809***	48.150	***25.784***	1:46.743 (2)	82.06	0.010	17:14:13.468
4 -	32.937	***47.701***	26.095	***1:46.733 (1)***	***82.07***		***17:16:00.201***
5 -	32.910	48.779	25.834	1:47.523	81.46	0.790	17:17:47.724

P2 26 J Luke HOPKINS Kawasaki - Mum - Zarra Hopkins

IDEAL LAP TIME : 1:47.222 BEST LAP TIME : 1:47.222 DIFFERENCE : 0.000

LAP	SECTOR 1	SECTOR 2	SECTOR 3	LAP TIME	MPH	DIFF	TIME OF DAY
1 -		48.243	25.952	1:53.264	77.34	6.042	17:10:40.537
2 -	***33.285***	***48.159***	***25.778***	***1:47.222 (1)***	***81.69***		***17:12:27.759***
3 -	33.334	48.383	25.995	1:47.712 (2)	81.32	0.490	17:14:15.471
4 -	33.811	48.671	26.060	1:48.542	80.70	1.320	17:16:04.013
5 -	33.624	48.490	26.368	1:48.482 (3)	80.74	1.260	17:17:52.495

P3 106 J Patrick BYRNE Kawasaki - PKB RACING

IDEAL LAP TIME : 1:50.156 BEST LAP TIME : 1:50.775 DIFFERENCE : 0.619

LAP	SECTOR 1	SECTOR 2	SECTOR 3	LAP TIME	MPH	DIFF	TIME OF DAY
1 -		***49.202***	26.620	1:55.558	75.80	4.783	17:10:42.831
2 -	34.401	49.450	26.982	1:50.833 (2)	79.03	0.058	17:12:33.664
3 -	34.605	50.339	***26.601***	1:51.545 (3)	78.53	0.770	17:14:25.209
4 -	***34.353***	50.567	26.833	1:51.753	78.38	0.978	17:16:16.962
5 -	34.777	49.336	26.662	***1:50.775 (1)***	***79.07***		***17:18:07.737***

P4 126 S Gareth HOPKINS Kawasaki - The Wife - Zarra Hopkins

IDEAL LAP TIME : 1:49.284 BEST LAP TIME : 1:50.637 DIFFERENCE : 1.353

LAP	SECTOR 1	SECTOR 2	SECTOR 3	LAP TIME	MPH	DIFF	TIME OF DAY
1 -		49.558	***26.363***	1:56.051	75.48	5.414	17:10:43.324
2 -	34.092	50.657	26.569	1:51.318 (3)	78.69	0.681	17:12:34.642
3 -	***33.849***	50.293	26.682	1:50.824 (2)	79.04	0.187	17:14:25.466
4 -	34.303	50.821	26.730	1:51.854	78.31	1.217	17:16:17.320
5 -	34.832	***49.072***	26.733	***1:50.637 (1)***	***79.17***		***17:18:07.957***

P5 33 J Brandon PAYNE Kawasaki - Mom & dad

IDEAL LAP TIME : 1:49.983 BEST LAP TIME : 1:50.252 DIFFERENCE : 0.269

LAP	SECTOR 1	SECTOR 2	SECTOR 3	LAP TIME	MPH	DIFF	TIME OF DAY
1 -		49.351	26.640	1:58.154	74.13	7.902	17:10:45.427
2 -	35.040	49.400	26.794	1:51.234	78.75	0.982	17:12:36.661
3 -	34.519	49.667	26.517	1:50.703 (3)	79.12	0.451	17:14:27.364
4 -	***34.459***	***49.339***	26.454	***1:50.252 (1)***	***79.45***		***17:16:17.616***
5 -	34.810	49.543	***26.185***	1:50.538 (2)	79.24	0.286	17:18:08.154

P6 93 S Monica ISAAC Kawasaki - Fins Motorcycles & Blockade Services

IDEAL LAP TIME : 1:49.682 BEST LAP TIME : 1:51.014 DIFFERENCE : 1.332

LAP	SECTOR 1	SECTOR 2	SECTOR 3	LAP TIME	MPH	DIFF	TIME OF DAY
1 -		***49.018***	***26.146***	1:56.177	75.40	5.163	17:10:43.450
2 -	34.687	50.165	26.220	1:51.072 (2)	78.86	0.058	17:12:34.522
3 -	***34.518***	49.944	26.552	***1:51.014 (1)***	***78.90***		***17:14:25.536***
4 -	34.596	50.661	26.378	1:51.635	78.46	0.621	17:16:17.171
5 -	35.098	49.947	26.301	1:51.346 (3)	78.67	0.332	17:18:08.517

P7 13 S Ben HAWES Kawasaki -

IDEAL LAP TIME : 1:50.687 BEST LAP TIME : 1:50.975 DIFFERENCE : 0.288

LAP	SECTOR 1	SECTOR 2	SECTOR 3	LAP TIME	MPH	DIFF	TIME OF DAY

Weather / Track : Cloudy / Dry

Brands Hatch GP
Circuit Length = 2.4332 miles
Start: 17:08 Flag 17:17 End: 17:19

BMCRC - MRO Championships 2016 - Rnd 8 @ Brands Hatch GP

ACU Team Green Junior Cup & Senior 300 Series

RACE 20 - SECTOR ANALYSIS

SECTOR 1 = FL to I1, SECTOR 2 = I1 to I2, SECTOR 3 = I2 to FL, DIFF = Difference To Personal Best Lap

1 -		***49.778***	***26.458***	1:57.487	74.56	6.512	17:10:44.760
2 -	34.525	50.212	26.706	1:51.443 **(2)**	78.60	0.468	17:12:36.203
3 -	34.717	50.269	26.979	1:51.965	78.23	0.990	17:14:28.168
4 -	***34.451***	49.890	26.634	***1:50.975*** **(1)**	***78.93***		***17:16:19.143***
5 -	35.111	49.872	26.582	1:51.565 **(3)**	78.51	0.590	17:18:10.708

P8 73 S Sarah JORDAN Kawasaki - Bernard Elliott Racing

IDEAL LAP TIME : 1:50.529 BEST LAP TIME : 1:50.930 DIFFERENCE : 0.401

LAP	SECTOR 1	SECTOR 2	SECTOR 3	LAP TIME	MPH	DIFF	TIME OF DAY
1 -		49.399	27.100	1:58.320	74.03	7.390	17:10:45.593
2 -	35.414	49.733	26.777	1:51.924	78.26	0.994	17:12:37.517
3 -	34.877	49.798	***26.539***	1:51.214 **(2)**	78.76	0.284	17:14:28.731
4 -	***34.753***	50.061	26.699	1:51.513 **(3)**	78.55	0.583	17:16:20.244
5 -	35.097	***49.237***	26.596	***1:50.930*** **(1)**	***78.96***		***17:18:11.174***

P9 56 S Michael STONE Kawasaki -

IDEAL LAP TIME : 1:51.410 BEST LAP TIME : 1:51.746 DIFFERENCE : 0.336

LAP	SECTOR 1	SECTOR 2	SECTOR 3	LAP TIME	MPH	DIFF	TIME OF DAY
1 -		50.697	26.995	2:00.663	72.59	8.917	17:10:47.936
2 -	35.494	50.373	26.838	1:52.705	77.72	0.959	17:12:40.641
3 -	34.934	50.277	***26.825***	1:52.036 **(3)**	78.18	0.290	17:14:32.677
4 -	***34.762***	50.236	27.021	1:52.019 **(2)**	78.19	0.273	17:16:24.696
5 -	34.929	***49.823***	26.994	***1:51.746*** **(1)**	***78.39***		***17:18:16.442***

P10 47 S Matt HILL Kawasaki -

IDEAL LAP TIME : 1:53.208 BEST LAP TIME : 1:53.483 DIFFERENCE : 0.275

LAP	SECTOR 1	SECTOR 2	SECTOR 3	LAP TIME	MPH	DIFF	TIME OF DAY
1 -		51.730	27.229	2:01.952	71.83	8.469	17:10:49.225
2 -	***35.246***	51.291	27.219	1:53.756 **(2)**	77.00	0.273	17:12:42.981
3 -	35.597	51.250	27.979	1:54.826	76.28	1.343	17:14:37.807
4 -	35.866	***50.765***	***27.197***	1:53.828 **(3)**	76.95	0.345	17:16:31.635
5 -	35.423	50.829	27.231	***1:53.483*** **(1)**	***77.19***		***17:18:25.118***

P11 9 S Graham HAW Kawasaki - Graham haw joinery

IDEAL LAP TIME : 1:52.504 BEST LAP TIME : 1:53.381 DIFFERENCE : 0.877

LAP	SECTOR 1	SECTOR 2	SECTOR 3	LAP TIME	MPH	DIFF	TIME OF DAY
1 -		51.663	27.533	2:02.434	71.54	9.053	17:10:49.707
2 -	***35.152***	51.451	***26.778***	***1:53.381*** **(1)**	***77.26***		***17:12:43.088***
3 -	35.911	51.507	27.408	1:54.826	76.28	1.445	17:14:37.914
4 -	35.429	50.779	27.600	1:53.808 **(3)**	76.97	0.427	17:16:31.722
5 -	35.200	***50.574***	27.831	1:53.605 **(2)**	77.10	0.224	17:18:25.327

P12 50 J Aditya Singh BEHAL Kawasaki -

IDEAL LAP TIME : 1:54.432 BEST LAP TIME : 1:54.775 DIFFERENCE : 0.343

LAP	SECTOR 1	SECTOR 2	SECTOR 3	LAP TIME	MPH	DIFF	TIME OF DAY
1 -		53.020	27.577	2:05.679	69.70	10.904	17:10:52.952
2 -	36.073	52.283	27.480	1:55.836	75.62	1.061	17:12:48.788
3 -	35.466	***51.800***	27.509	***1:54.775*** **(1)**	***76.32***		***17:14:43.563***
4 -	35.547	52.198	***27.362***	1:55.107 **(2)**	76.10	0.332	17:16:38.670
5 -	***35.270***	52.343	27.537	1:55.150 **(3)**	76.07	0.375	17:18:33.820

P13 20 J Kai DICKINSON Kawasaki - Dad

IDEAL LAP TIME : 1:54.653 BEST LAP TIME : 1:55.212 DIFFERENCE : 0.559

LAP	SECTOR 1	SECTOR 2	SECTOR 3	LAP TIME	MPH	DIFF	TIME OF DAY
1 -		51.652	***27.278***	2:03.277	71.05	8.065	17:10:50.550
2 -	36.007	52.987	27.322	1:56.316 **(3)**	75.31	1.104	17:12:46.866
3 -	***35.927***	***51.448***	27.837	***1:55.212*** **(1)**	***76.03***		***17:14:42.078***
4 -	35.976	51.752	27.739	1:55.467 **(2)**	75.86	0.255	17:16:37.545

Brands Hatch GP
Circuit Length = 2.4332 miles
Start: 17:08 Flag 17:17 End: 17:19

Weather / Track : Cloudy / Dry

BMCRC - MRO Championships 2016 - Rnd 8 @ Brands Hatch GP

ACU Team Green Junior Cup & Senior 300 Series

RACE 20 - SECTOR ANALYSIS

SECTOR 1 = FL to I1, SECTOR 2 = I1 to I2, SECTOR 3 = I2 to FL, DIFF = Difference To Personal Best Lap

5 -	36.538	52.328	27.547	1:56.413	75.24	1.201	17:18:33.958

P14 63 S Samuel SMYTH Kawasaki -

IDEAL LAP TIME : 1:54.756 BEST LAP TIME : 1:55.059 DIFFERENCE : 0.303

LAP	SECTOR 1	SECTOR 2	SECTOR 3	LAP TIME	MPH	DIFF	TIME OF DAY
1 -		52.345	***27.259***	2:02.986	71.22	7.927	17:10:50.259
2 -	36.502	52.439	27.565	1:56.506	75.18	1.447	17:12:46.765
3 -	36.551	***51.716***	27.679	1:55.946 **(2)**	75.55	0.887	17:14:42.711
4 -	***35.781***	51.746	27.532	***1:55.059*** **(1)**	***76.13***		***17:16:37.770***
5 -	36.136	52.845	27.422	1:56.403 **(3)**	75.25	1.344	17:18:34.173

P15 32 S Paul ROBSON Kawasaki - Cheffing Solutions

IDEAL LAP TIME : 1:54.607 BEST LAP TIME : 1:55.564 DIFFERENCE : 0.957

LAP	SECTOR 1	SECTOR 2	SECTOR 3	LAP TIME	MPH	DIFF	TIME OF DAY
1 -		52.014	***27.549***	2:03.943	70.67	8.379	17:10:51.216
2 -	35.899	52.688	27.667	1:56.254	75.35	0.690	17:12:47.470
3 -	35.998	***51.697***	28.046	1:55.741 **(2)**	75.68	0.177	17:14:43.211
4 -	35.796	52.486	27.817	1:56.099 **(3)**	75.45	0.535	17:16:39.310
5 -	***35.361***	52.285	27.918	***1:55.564*** **(1)**	***75.80***		***17:18:34.874***

P16 36 J Harry FOWLE Kawasaki - A.Fowle Joinery

IDEAL LAP TIME : 1:55.008 BEST LAP TIME : 1:55.220 DIFFERENCE : 0.212

LAP	SECTOR 1	SECTOR 2	SECTOR 3	LAP TIME	MPH	DIFF	TIME OF DAY
1 -		53.364	27.690	2:06.080	69.47	10.860	17:10:53.353
2 -	***36.122***	52.927	27.676	1:56.725	75.04	1.505	17:12:50.078
3 -	36.204	51.907	27.882	1:55.993 **(3)**	75.52	0.773	17:14:46.071
4 -	36.249	51.739	27.499	1:55.487 **(2)**	75.85	0.267	17:16:41.558
5 -	36.334	***51.504***	***27.382***	***1:55.220*** **(1)**	***76.02***		***17:18:36.778***

P17 37 S Craig CLEMONS Kawasaki - Naomi

IDEAL LAP TIME : 1:53.825 BEST LAP TIME : 1:54.793 DIFFERENCE : 0.968

LAP	SECTOR 1	SECTOR 2	SECTOR 3	LAP TIME	MPH	DIFF	TIME OF DAY
1 -		51.392	***27.263***	2:00.648	72.60	5.855	17:10:47.921
2 -	35.470	52.066	27.424	1:54.960 **(2)**	76.19	0.167	17:12:42.881
3 -	35.802	51.454	27.844	1:55.100 **(3)**	76.10	0.307	17:14:37.981
4 -	35.854	***51.336***	27.603	***1:54.793*** **(1)**	***76.30***		***17:16:32.774***
5 -	***35.226***	51.696	28.345	1:55.267	75.99	0.474	17:18:28.041

P18 25 S Leon JONES Kawasaki -

IDEAL LAP TIME : 1:55.841 BEST LAP TIME : 1:55.841 DIFFERENCE : 0.000

LAP	SECTOR 1	SECTOR 2	SECTOR 3	LAP TIME	MPH	DIFF	TIME OF DAY
1 -		53.016	27.730	2:05.048	70.05	9.207	17:10:52.321
2 -	36.891	52.874	27.543	1:57.308 **(3)**	74.67	1.467	17:12:49.629
3 -	36.795	52.603	27.975	1:57.373	74.63	1.532	17:14:47.002
4 -	36.667	52.218	27.686	1:56.571 **(2)**	75.14	0.730	17:16:43.573
5 -	***36.461***	***51.867***	***27.513***	***1:55.841*** **(1)**	***75.61***		***17:18:39.414***

P19 113 J Dean BRADLEY Kawasaki -

IDEAL LAP TIME : 1:55.716 BEST LAP TIME : 1:55.820 DIFFERENCE : 0.104

LAP	SECTOR 1	SECTOR 2	SECTOR 3	LAP TIME	MPH	DIFF	TIME OF DAY
1 -		53.492	28.438	2:07.343	68.78	11.523	17:10:54.616
2 -	***36.259***	53.286	27.910	1:57.455	74.58	1.635	17:12:52.071
3 -	36.834	52.307	27.940	1:57.081 **(3)**	74.81	1.261	17:14:49.152
4 -	36.630	52.206	27.660	1:56.496 **(2)**	75.19	0.676	17:16:45.648
5 -	36.363	***52.001***	***27.456***	***1:55.820*** **(1)**	***75.63***		***17:18:41.468***

Weather / Track : Cloudy / Dry

Brands Hatch GP
Circuit Length = 2.4332 miles
Start: 17:08 Flag 17:17 End: 17:19

BMCRC - MRO Championships 2016 - Rnd 8 @ Brands Hatch GP

ACU Team Green Junior Cup & Senior 300 Series

RACE 20 - SECTOR ANALYSIS

SECTOR 1 = FL to I1, SECTOR 2 = I1 to I2, SECTOR 3 = I2 to FL, DIFF = Difference To Personal Best Lap

P20 69 J Connor HALL Kawasaki - S & Y CERAMICS

IDEAL LAP TIME : 1:57.412 BEST LAP TIME : 1:57.412 DIFFERENCE : 0.000

LAP	SECTOR 1	SECTOR 2	SECTOR 3	LAP TIME	MPH	DIFF	TIME OF DAY
1 -		54.642	28.448	2:10.559	67.09	13.147	17:10:57.832
2 -	37.472	53.675	28.507	1:59.654	73.20	2.242	17:12:57.486
3 -	37.000	53.051	28.497	1:58.548 (3)	73.89	1.136	17:14:56.034
4 -	36.977	53.042	28.085	1:58.104 (2)	74.17	0.692	17:16:54.138
5 -	***36.380***	***53.004***	***28.028***	***1:57.412 (1)***	***74.60***		***17:18:51.550***

P21 11 S Aaron COELHO-COADY Kawasaki - Palmer Performance / Tyres4Bikes

IDEAL LAP TIME : 1:58.482 BEST LAP TIME : 1:59.216 DIFFERENCE : 0.734

LAP	SECTOR 1	SECTOR 2	SECTOR 3	LAP TIME	MPH	DIFF	TIME OF DAY
1 -		53.815	28.417	2:09.360	67.71	10.144	17:10:56.633
2 -	37.376	54.123	28.031	1:59.530 (2)	73.28	0.314	17:12:56.163
3 -	37.477	***53.475***	28.264	***1:59.216 (1)***	***73.47***		***17:14:55.379***
4 -	***37.174***	54.561	***27.833***	1:59.568 (3)	73.26	0.352	17:16:54.947
5 -	37.626	54.237	28.184	2:00.047	72.97	0.831	17:18:54.994

P22 14 S Paul SALLISS Kawasaki - Essentialexec.co.uk

IDEAL LAP TIME : 1:58.378 BEST LAP TIME : 1:59.672 DIFFERENCE : 1.294

LAP	SECTOR 1	SECTOR 2	SECTOR 3	LAP TIME	MPH	DIFF	TIME OF DAY
1 -		***53.506***	***27.609***	2:07.779	68.55	8.107	17:10:55.052
2 -	37.525	53.928	28.219	***1:59.672 (1)***	***73.19***		***17:12:54.724***
3 -	***37.263***	54.230	28.447	1:59.940 (2)	73.03	0.268	17:14:54.664
4 -	37.752	54.372	27.925	2:00.049 (3)	72.96	0.377	17:16:54.713
5 -	38.048	54.644	28.479	2:01.171	72.29	1.499	17:18:55.884

P23 7 S Michael SHARMAN Kawasaki -

IDEAL LAP TIME : 2:00.105 BEST LAP TIME : 2:00.315 DIFFERENCE : 0.210

LAP	SECTOR 1	SECTOR 2	SECTOR 3	LAP TIME	MPH	DIFF	TIME OF DAY
1 -		54.261	***28.615***	2:09.238	67.78	8.923	17:10:56.511
2 -	***37.440***	54.737	29.683	2:01.860	71.88	1.545	17:12:58.371
3 -	37.843	54.214	29.153	2:01.210 (3)	72.26	0.895	17:14:59.581
4 -	37.604	***54.050***	28.661	***2:00.315 (1)***	***72.80***		***17:16:59.896***
5 -	38.130	54.183	28.745	2:01.058 (2)	72.36	0.743	17:19:00.954

P24 4 J James DUTTON Kawasaki -

IDEAL LAP TIME : 2:00.400 BEST LAP TIME : 2:01.201 DIFFERENCE : 0.801

LAP	SECTOR 1	SECTOR 2	SECTOR 3	LAP TIME	MPH	DIFF	TIME OF DAY
1 -		54.571	28.951	2:11.394	66.66	10.193	17:10:58.667
2 -	***37.734***	55.774	28.684	2:02.192	71.68	0.991	17:13:00.859
3 -	38.882	***54.195***	28.878	2:01.955 (3)	71.82	0.754	17:15:02.814
4 -	38.071	54.645	28.485	***2:01.201 (1)***	***72.27***		***17:17:04.015***
5 -	38.045	54.747	***28.471***	2:01.263 (2)	72.23	0.062	17:19:05.278

P25 45 S Steven HAWES Kawasaki - Clare Foley

IDEAL LAP TIME : 2:00.724 BEST LAP TIME : 2:01.329 DIFFERENCE : 0.605

LAP	SECTOR 1	SECTOR 2	SECTOR 3	LAP TIME	MPH	DIFF	TIME OF DAY
1 -		55.031	28.470	2:11.785	66.47	10.456	17:10:59.058
2 -	***37.820***	54.746	28.763	***2:01.329 (1)***	***72.19***		***17:13:00.387***
3 -	38.409	***54.723***	29.045	2:02.177	71.69	0.848	17:15:02.564
4 -	38.209	55.081	28.220	2:01.510 (3)	72.09	0.181	17:17:04.074
5 -	38.463	54.743	***28.181***	2:01.387 (2)	72.16	0.058	17:19:05.461

P26 30 S Malcolm HOWELL Kawasaki -

IDEAL LAP TIME : 2:00.173 BEST LAP TIME : 2:01.063 DIFFERENCE : 0.890

LAP	SECTOR 1	SECTOR 2	SECTOR 3	LAP TIME	MPH	DIFF	TIME OF DAY

Weather / Track : Cloudy / Dry

Brands Hatch GP
Circuit Length = 2.4332 miles
Start: 17:08 Flag 17:17 End: 17:19

BMCRC - MRO Championships 2016 - Rnd 8 @ Brands Hatch GP

ACU Team Green Junior Cup & Senior 300 Series

RACE 20 - SECTOR ANALYSIS

SECTOR 1 = FL to I1, SECTOR 2 = I1 to I2, SECTOR 3 = I2 to FL, DIFF = Difference To Personal Best Lap

1 -		55.278	28.392	2:12.602		66.06	11.539	17:10:59.875
2 -	38.488	55.149	***28.279***	2:01.916	**(3)**	71.85	0.853	17:13:01.791
3 -	38.878	***54.383***	28.832	2:02.093		71.74	1.030	17:15:03.884
4 -	***37.511***	55.060	28.492	***2:01.063***	**(1)**	***72.35***		***17:17:04.947***
5 -	38.129	54.520	28.424	2:01.073	**(2)**	72.35	0.010	17:19:06.020

P27 23 J Joe ELLIS Kawasaki -

IDEAL LAP TIME : 1:59.532 BEST LAP TIME : 1:59.532 DIFFERENCE : 0.000

LAP	SECTOR 1	SECTOR 2	SECTOR 3	LAP TIME		MPH	DIFF	TIME OF DAY
1 -		55.119	28.567	2:10.338		67.20	10.806	17:10:57.611
2 -	38.211	55.583	29.159	2:02.953	**(3)**	71.24	3.421	17:13:00.564
3 -	38.933	56.151	28.907	2:03.991		70.64	4.459	17:15:04.555
4 -	37.977	55.604	28.381	2:01.962	**(2)**	71.82	2.430	17:17:06.517
5 -	***37.248***	***54.182***	***28.102***	***1:59.532***	**(1)**	***73.28***		***17:19:06.049***

P28 17 J Jordan HARRIS Kawasaki -

IDEAL LAP TIME : 2:00.898 BEST LAP TIME : 2:01.585 DIFFERENCE : 0.687

LAP	SECTOR 1	SECTOR 2	SECTOR 3	LAP TIME		MPH	DIFF	TIME OF DAY
1 -		55.408	28.577	2:11.685		66.52	10.100	17:10:58.958
2 -	38.464	55.187	28.694	2:02.345		71.59	0.760	17:13:01.303
3 -	38.837	***54.549***	28.772	2:02.158	**(3)**	71.70	0.573	17:15:03.461
4 -	***38.394***	54.984	28.285	2:01.663	**(2)**	72.00	0.078	17:17:05.124
5 -	38.563	55.067	***27.955***	***2:01.585***	**(1)**	***72.04***		***17:19:06.709***

P29 88 S David COURT Kawasaki -

IDEAL LAP TIME : 2:01.350 BEST LAP TIME : 2:02.068 DIFFERENCE : 0.718

LAP	SECTOR 1	SECTOR 2	SECTOR 3	LAP TIME		MPH	DIFF	TIME OF DAY
1 -		55.265	***28.285***	2:12.006		66.35	9.938	17:10:59.279
2 -	38.750	55.090	28.452	2:02.292	**(3)**	71.63	0.224	17:13:01.571
3 -	39.570	55.275	28.748	2:03.593		70.87	1.525	17:15:05.164
4 -	***38.089***	55.441	28.564	2:02.094	**(2)**	71.74	0.026	17:17:07.258
5 -	38.296	***54.976***	28.796	***2:02.068***	**(1)**	***71.76***		***17:19:09.326***

P30 48 S Kevin SABBARTON Kawasaki -

IDEAL LAP TIME : 2:01.577 BEST LAP TIME : 2:01.676 DIFFERENCE : 0.099

LAP	SECTOR 1	SECTOR 2	SECTOR 3	LAP TIME		MPH	DIFF	TIME OF DAY
1 -		56.051	28.374	2:13.556		65.58	11.880	17:11:00.829
2 -	38.029	56.137	***28.318***	2:02.484		71.51	0.808	17:13:03.313
3 -	37.972	55.615	28.496	2:02.083	**(2)**	71.75	0.407	17:15:05.396
4 -	***37.901***	55.618	28.822	2:02.341	**(3)**	71.60	0.665	17:17:07.737
5 -	37.942	***55.358***	28.376	***2:01.676***	**(1)**	***71.99***		***17:19:09.413***

P31 21 J Callum SADBERRY Kawasaki -

IDEAL LAP TIME : 2:09.018 BEST LAP TIME : 2:09.232 DIFFERENCE : 0.214

LAP	SECTOR 1	SECTOR 2	SECTOR 3	LAP TIME		MPH	DIFF	TIME OF DAY
1 -		58.272	31.036	2:19.523		62.78	10.291	17:11:06.796
2 -	41.159	57.899	30.541	2:09.599	**(3)**	67.59	0.367	17:13:16.395
3 -	41.517	58.471	30.861	2:10.849		66.94	1.617	17:15:27.244
4 -	41.068	57.987	***30.403***	2:09.458	**(2)**	67.66	0.226	17:17:36.702
5 -	***40.958***	***57.657***	30.617	***2:09.232***	**(1)**	***67.78***		***17:19:45.934***

P32 77 S Paul WILSON Kawasaki -

IDEAL LAP TIME : 1:59.077 BEST LAP TIME : 1:59.714 DIFFERENCE : 0.637

LAP	SECTOR 1	SECTOR 2	SECTOR 3	LAP TIME		MPH	DIFF	TIME OF DAY
1 -		53.368	***28.372***	2:07.173		68.88	7.459	17:10:54.446
2 -	37.635	***53.182***	28.897	***1:59.714***	**(1)**	***73.17***		***17:12:54.160***
3 -	***37.523***	53.548	29.008	2:00.079	**(3)**	72.95	0.365	17:14:54.239
4 -	37.727	53.733	28.589	2:00.049	**(2)**	72.96	0.335	17:16:54.288

Weather / Track : Cloudy / Dry

Brands Hatch GP
Circuit Length = 2.4332 miles
Start: 17:08 Flag 17:17 End: 17:19

BMCRC - MRO Championships 2016 - Rnd 8 @ Brands Hatch GP

ACU Team Green Junior Cup & Senior 300 Series

RACE 20 - SECTOR ANALYSIS

SECTOR 1 = FL to I1, SECTOR 2 = I1 to I2, SECTOR 3 = I2 to FL, DIFF = Difference To Personal Best Lap

P33 29 S Charlie STONE Kawasaki -

IDEAL LAP TIME : 1:51.011 BEST LAP TIME : 1:53.593 DIFFERENCE : 2.582

LAP	SECTOR 1	SECTOR 2	SECTOR 3	LAP TIME	MPH	DIFF	TIME OF DAY
1 -		51.749	***26.688***	2:01.974 **(2)**	71.81	8.381	17:10:49.247
2 -	***34.482***	51.826	27.285	***1:53.593*** **(1)**	***77.11***		***17:12:42.840***

P34 3 J Joey LAMBDEN Kawasaki -

IDEAL LAP TIME : 1:46.972 BEST LAP TIME : 1:53.735 DIFFERENCE : 6.763

LAP	SECTOR 1	SECTOR 2	SECTOR 3	LAP TIME	MPH	DIFF	TIME OF DAY
1 -		***48.039***	***25.721***	***1:53.735*** **(1)**	***77.01***		***17:10:41.008***

Weather / Track : Cloudy / Dry

Brands Hatch GP
Circuit Length = 2.4332 miles
Start: 17:08 Flag 17:17 End: 17:19

BMCRC - MRO Championships 2016 - Rnd 8 @ Brands Hatch GP

ACU Team Green Junior Cup & Senior 300 Series

RACE 20 - BEST SECTORS

	SECTOR 1			SECTOR 2			SECTOR 3			IDEAL / BEST COMPARISON					
POS	NO	NAME	TIME	NO	NAME	TIME	NO	NAME	TIME	POS	NO	NAME	IDEAL	BEST	DIFF
												PERFECT LAP	1:46.231		
1	76	PINSON	32.809	76	PINSON	47.701	3	LAMBDEN	25.721	1	76	PINSON	1:46.294	1:46.733	0.439
2	3	LAMBDEN	33.212	3	LAMBDEN	48.039	26	HOPKINS	25.778	2	3	LAMBDEN	1:46.972	1:53.735	6.763
3	26	HOPKINS	33.285	26	HOPKINS	48.159	76	PINSON	25.784	3	26	HOPKINS	1:47.222	1:47.222	0.000
4	126	HOPKINS	33.849	93	ISAAC	49.018	93	ISAAC	26.146	4	126	HOPKINS	1:49.284	1:50.637	1.353
5	106	BYRNE	34.353	126	HOPKINS	49.072	33	PAYNE	26.185	5	93	ISAAC	1:49.682	1:51.014	1.332
6	13	HAWES	34.451	106	BYRNE	49.202	126	HOPKINS	26.363	6	33	PAYNE	1:49.983	1:50.252	0.269
7	33	PAYNE	34.459	73	JORDAN	49.237	13	HAWES	26.458	7	106	BYRNE	1:50.156	1:50.775	0.619
8	29	STONE	34.482	33	PAYNE	49.339	73	JORDAN	26.539	8	73	JORDAN	1:50.529	1:50.930	0.401
9	93	ISAAC	34.518	13	HAWES	49.778	106	BYRNE	26.601	9	13	HAWES	1:50.687	1:50.975	0.288
10	73	JORDAN	34.753	56	STONE	49.823	29	STONE	26.688	10	29	STONE	1:51.011	1:53.593	2.582
11	56	STONE	34.762	29	STONE	49.841	9	HAW	26.778	11	56	STONE	1:51.410	1:51.746	0.336
12	9	HAW	35.152	9	HAW	50.574	56	STONE	26.825	12	9	HAW	1:52.504	1:53.381	0.877
13	37	CLEMONS	35.226	47	HILL	50.765	47	HILL	27.197	13	47	HILL	1:53.208	1:53.483	0.275
14	47	HILL	35.246	37	CLEMONS	51.336	63	SMYTH	27.259	14	37	CLEMONS	1:53.825	1:54.793	0.968
15	50	BEHAL	35.270	20	DICKINSON	51.448	37	CLEMONS	27.263	15	50	BEHAL	1:54.432	1:54.775	0.343
16	32	ROBSON	35.361	36	FOWLE	51.504	20	DICKINSON	27.278	16	32	ROBSON	1:54.607	1:55.564	0.957
17	63	SMYTH	35.781	32	ROBSON	51.697	50	BEHAL	27.362	17	20	DICKINSON	1:54.653	1:55.212	0.559
18	20	DICKINSON	35.927	63	SMYTH	51.716	36	FOWLE	27.382	18	63	SMYTH	1:54.756	1:55.059	0.303
19	36	FOWLE	36.122	50	BEHAL	51.800	113	BRADLEY	27.456	19	36	FOWLE	1:55.008	1:55.220	0.212
20	113	BRADLEY	36.259	25	JONES	51.867	25	JONES	27.513	20	113	BRADLEY	1:55.716	1:55.820	0.104
21	69	HALL	36.380	113	BRADLEY	52.001	32	ROBSON	27.549	21	25	JONES	1:55.841	1:55.841	0.000
22	25	JONES	36.461	69	HALL	53.004	14	SALLISS	27.609	22	69	HALL	1:57.412	1:57.412	0.000
23	11	COELHO-COADY	37.174	77	WILSON	53.182	11	COELHO-COADY	27.833	23	14	SALLISS	1:58.378	1:59.672	1.294
24	23	ELLIS	37.248	11	COELHO-COADY	53.475	17	HARRIS	27.955	24	11	COELHO-COADY	1:58.482	1:59.216	0.734
25	14	SALLISS	37.263	14	SALLISS	53.506	69	HALL	28.028	25	77	WILSON	1:59.077	1:59.714	0.637
26	7	SHARMAN	37.440	7	SHARMAN	54.050	23	ELLIS	28.102	26	23	ELLIS	1:59.532	1:59.532	0.000
27	30	HOWELL	37.511	23	ELLIS	54.182	45	HAWES	28.181	27	7	SHARMAN	2:00.105	2:00.315	0.210
28	77	WILSON	37.523	4	DUTTON	54.195	30	HOWELL	28.279	28	30	HOWELL	2:00.173	2:01.063	0.890
29	4	DUTTON	37.734	30	HOWELL	54.383	88	COURT	28.285	29	4	DUTTON	2:00.400	2:01.201	0.801
30	45	HAWES	37.820	17	HARRIS	54.549	48	SABBARTON	28.318	30	45	HAWES	2:00.724	2:01.329	0.605
31	48	SABBARTON	37.901	45	HAWES	54.723	77	WILSON	28.372	31	17	HARRIS	2:00.898	2:01.585	0.687
32	88	COURT	38.089	88	COURT	54.976	4	DUTTON	28.471	32	88	COURT	2:01.350	2:02.068	0.718
33	17	HARRIS	38.394	48	SABBARTON	55.358	7	SHARMAN	28.615	33	48	SABBARTON	2:01.577	2:01.676	0.099
34	21	SADBERRY	40.958	21	SADBERRY	57.657	21	SADBERRY	30.403	34	21	SADBERRY	2:09.018	2:09.232	0.214

Weather / Track : Cloudy / Dry

Brands Hatch GP
Circuit Length = 2.4332 miles
Start: 17:08 Flag 17:17 End: 17:19

Results can be found at www.tsl-timing.com

Printed - 17:21 Sunday, 21 August 2016

MRO Powerbikes inc Clubman 1000

Brands Hatch GP

20th & 21st August 2016

Results Provided by Timing Solutions Ltd
www.tsl-timing.com

Brands Hatch GP

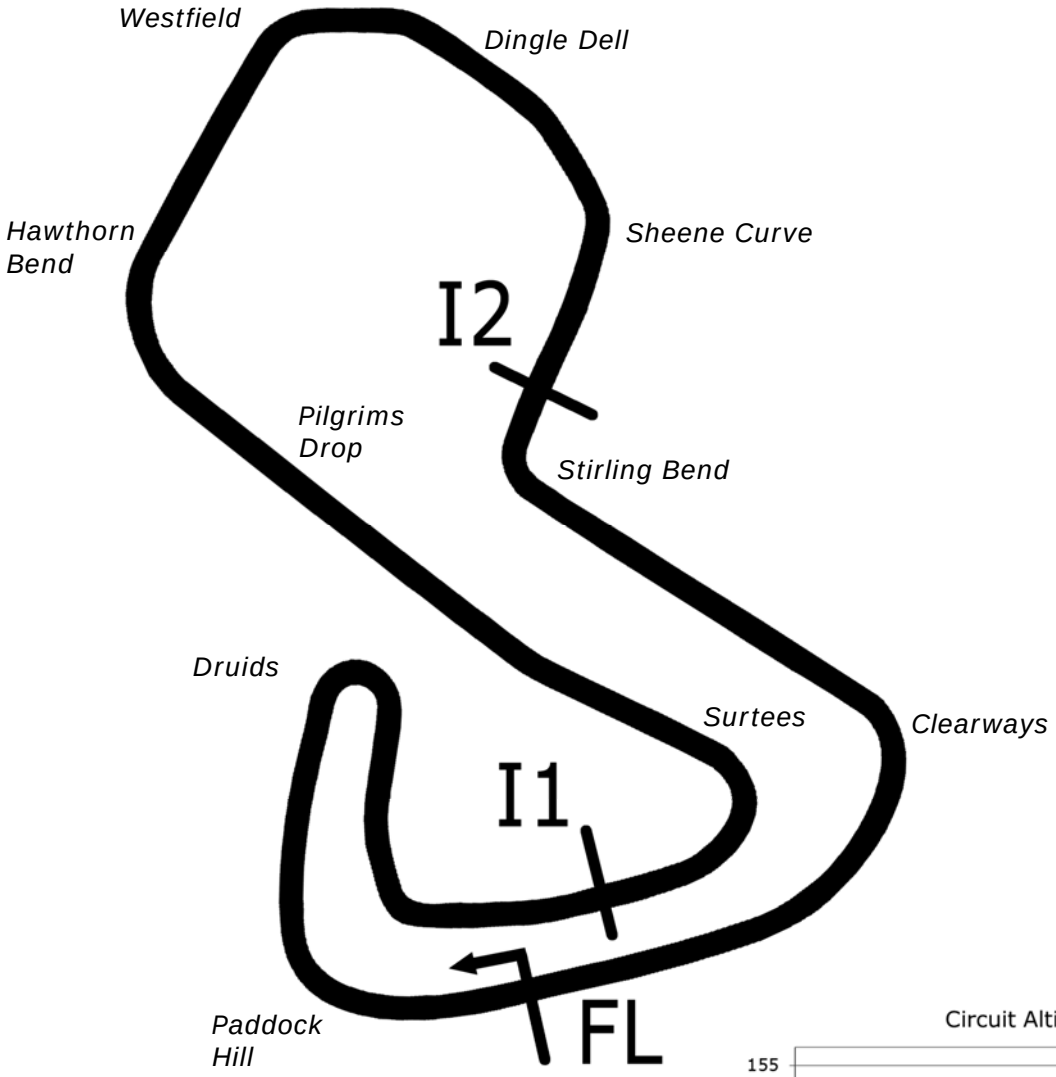

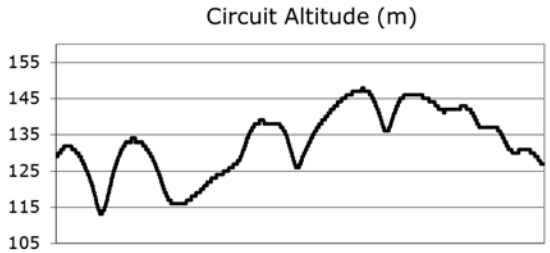

Length	2.4332 miles	3916.0 m	
FL		51.36032 N	0.26032 E
I1	1116m	51.35934 N	0.25955 E
I2	2928m	51.35532 N	0.26250 E
Pit Entry	3646m	51.35911 N	0.25743 E
Pit Exit	83m after FL	51.36017 N	0.26051 E

Pit Entry–Pit Exit 332m, 19.9s @60kph, 14.9s @80kph

All results available at www.tsl-timing.com

BMCRC - MRO Championships 2016 - Rnd 8 @ Brands Hatch GP

BG Products MRO Powerbikes inc Clubman 1000

QUALIFYING - CLASSIFICATION

POS	NO	CL	PIC	NAME	ENTRY	TIME	ON	LAPS	GAP	DIFF	MPH
1	3		1	Colin PARKER	Yamaha - Global Robots	1:31.350	7	8			95.89
2	1		2	Peter BAKER	Kawasaki -	1:31.442	7	8	0.092	0.092	95.79
3	72		3	Michael O'BRIEN	Yamaha -	1:32.425	6	7	1.075	0.983	94.77
4	70	C	1	Jamie TIBBLE	Kawasaki - Club70	1:32.525	8	8	1.175	0.100	94.67
5	173		4	Stephen DRAPER	Kawasaki -	1:33.036	3	8	1.686	0.511	94.15
6	47		5	Daryl DANCE	YAMAHA - 2 brothers scaffolding/Dad	1:33.074	7	7	1.724	0.038	94.11
7	88		6	John BUTLER	Kawasaki - Butler-Hills Ltd	1:33.248	3	8	1.898	0.174	93.94
8	69		7	Phil SETON	Yamaha - Seton Tuning	1:33.994	8	8	2.644	0.746	93.19
9	31		8	Jack CROUCHER	Kawasaki -	1:34.669	5	7	3.319	0.675	92.53
10	4 *		9	Chad HASHMI	Kawasaki -	1:35.200	6	8	3.850	0.531	92.01
11	141		10	Ramone DURRANI	Kawasaki - rdp plastering ltd/my wallet.com	1:35.528	5	7	4.178	0.328	91.69
12	71 *	C	2	Tom NORTON	Kawasaki -	1:35.568	6	8	4.218	0.040	91.66
13	78	C	3	Shane HERBERT	Kawasaki - FutureMoto/ Whitecroft Lighting	1:35.776	6	7	4.426	0.208	91.46
14	17	C	4	Luke ZUCHOWSKI	BMW -	1:35.958	6	7	4.608	0.182	91.28
15	48	C	5	Christos BOUZOUKIS	BMW -	1:36.294	6	8	4.944	0.336	90.96
16	54		11	Andy SAUNDERS	BMW - Icon Racing	1:36.624	4	6	5.274	0.330	90.65
17	24		12	Alan SMITH	Kawasaki - Mervyn Lambert Plant / Orwells Mcs	1:36.883	4	8	5.533	0.259	90.41
18	18		13	David GOWEN	Yamaha - L&G Engineering / Tinklers	1:37.215	5	5	5.865	0.332	90.10
19	37	C	6	Aldo MORELLO	BMW - UK Roofing & Plastics Supplies Ltd	1:37.242	5	7	5.892	0.027	90.08
20	11	C	7	Mick WHALLEY	Yamaha - Fresh Fruit Ltd	1:37.351	3	7	6.001	0.109	89.98
21	57	C	8	David MILLS	Kawasaki - Area Fifty One Racing	1:37.928	7	7	6.578	0.577	89.45
22	8		14	John COUGHLAN	Aprilia - BIKERSWORLD	1:38.812	6	7	7.462	0.884	88.65
23	91		15	Dave NORTON	BMW - Strawberry racing	1:38.951	7	7	7.601	0.139	88.52
24	40	C	9	Martin RONALDSON	Kawasaki -	1:39.049	7	7	7.699	0.098	88.43
25	52	C	10	Lee BARRETT	Kawasaki - LKJ contract cleaning & dad/mum	1:39.682	6	7	8.332	0.633	87.87
26	46	C	11	Simon GATES	Yamaha - No Talentino Rossi (Team FATI Yamaha)	1:39.714	6	6	8.364	0.032	87.84
27	7	C	12	John DAVIS	Yamaha -	1:39.762	5	7	8.412	0.048	87.80
28	111		16	Jonathan SHEPPARD	Kawasaki -	1:40.158	7	7	8.808	0.396	87.46
29	41		17	David ABRAHAM	Kawasaki - Cambridge Motorcycles	1:40.213	7	7	8.863	0.055	87.41
30	19	C	13	Chris LAY	Kawasaki -	1:41.024	7	7	9.674	0.811	86.71
31	5	C	14	Vincent BUTLER	Yamaha -	1:41.113	7	7	9.763	0.089	86.63
32	9	C	15	Mark O'BRIEN	Ducati - obrienhifi.com	1:41.164	5	7	9.814	0.051	86.59
33	74	C	16	Andrew BURKE	Honda -	1:41.165	2	4	9.815	0.001	86.58
34	25	C	17	Louis BARTLETT	Kawasaki - Mcmillian williams Solicitors	1:41.242	6	6	9.892	0.077	86.52
35	63	C	18	Keith HATTON	BMW - L.K.J. CONTRACTS	1:42.017	5	7	10.667	0.775	85.86
36	67	C	19	Andrew GOODING	Kawasaki - Mirage ltd	1:42.888	6	7	11.538	0.871	85.13
37	131	C	20	Ashley FRANCIS	Kawasaki -	1:43.951	7	7	12.601	1.063	84.26
38	44	C	21	Kevan BARRETT	Kawasaki - LKJ Contracts	1:46.225	5	6	14.875	2.274	82.46

*** No. 4 - Please fit a working transponder**
*** No 71 - Please move transponder - poor signal**

Brands Hatch GP
Circuit Length = 2.4332 miles
Start: 09:16 Flag 09:29 End: 09:31

Weather / Track : Cloudy / Dry
These results are provisional until the conclusion of any judicial and technical matters.

Clerk Of Course :		Timekeeper :

Results can be found at www.tsl-timing.com

Printed - 09:34 Saturday, 20 August 2016

BMCRC - MRO Championships 2016 - Rnd 8 @ Brands Hatch GP

BG Products MRO Powerbikes inc Clubman 1000

QUALIFYING - SECTOR ANALYSIS

SECTOR 1 = FL to I1, SECTOR 2 = I1 to I2, SECTOR 3 = I2 to FL, DIFF = Difference To Personal Best Lap

P1 3 Colin PARKER Yamaha - Global Robots

IDEAL LAP TIME : 1:31.053 BEST LAP TIME : 1:31.350 DIFFERENCE : 0.297

LAP	SECTOR 1	SECTOR 2	SECTOR 3	LAP TIME	MPH	DIFF	TIME OF DAY
1 -	30.260	42.745	21.763	1:34.768	92.43	3.418	09:19:29.378
2 -	29.842	41.681	21.594	1:33.117	94.07	1.767	09:21:02.495
3 -	29.276	41.453	21.124	1:31.853 **(3)**	95.36	0.503	09:22:34.348
4 -	29.003	***41.283***	21.304	1:31.590 **(2)**	95.64	0.240	09:24:05.938
5 -	***28.715***	41.547	21.815	1:32.077	95.13	0.727	09:25:38.015
6 -	31.247	44.799	21.410	1:37.456	89.88	6.106	09:27:15.471
7 -	28.892	41.403	***21.055***	***1:31.350*** **(1)**	***95.89***		***09:28:46.821***
8 -	29.042	41.534	21.562	1:32.138	95.07	0.788	09:30:18.959

P2 1 Peter BAKER Kawasaki -

IDEAL LAP TIME : 1:31.432 BEST LAP TIME : 1:31.442 DIFFERENCE : 0.010

LAP	SECTOR 1	SECTOR 2	SECTOR 3	LAP TIME	MPH	DIFF	TIME OF DAY
1 -	31.112	42.645	21.480	1:35.237	91.97	3.795	09:19:26.840
2 -	29.837	42.268	21.348	1:33.453	93.73	2.011	09:21:00.293
3 -	29.342	41.865	21.320	1:32.527 **(2)**	94.67	1.085	09:22:32.820
4 -	29.320	42.050	21.570	1:32.940	94.25	1.498	09:24:05.760
5 -	29.841	42.952	21.447	1:34.240	92.95	2.798	09:25:40.000
6 -	29.621	44.127	21.366	1:35.114	92.09	3.672	09:27:15.114
7 -	29.047	***41.354***	***21.041***	***1:31.442*** **(1)**	***95.79***		***09:28:46.556***
8 -	***29.037***	41.873	21.657	1:32.567 **(3)**	94.63	1.125	09:30:19.123

P3 72 Michael O'BRIEN Yamaha -

IDEAL LAP TIME : 1:32.342 BEST LAP TIME : 1:32.425 DIFFERENCE : 0.083

LAP	SECTOR 1	SECTOR 2	SECTOR 3	LAP TIME	MPH	DIFF	TIME OF DAY
1 -	34.875	48.178	23.466	1:46.519	82.23	14.094	09:20:15.493
2 -	30.768	44.337	21.995	1:37.100	90.21	4.675	09:21:52.593
3 -	29.950	43.424	21.722	1:35.096	92.11	2.671	09:23:27.689
4 -	29.991	42.115	21.186	1:33.292 **(2)**	93.89	0.867	09:25:00.981
5 -	29.366	42.863	21.407	1:33.636 **(3)**	93.55	1.211	09:26:34.617
6 -	***29.068***	42.192	***21.165***	***1:32.425*** **(1)**	***94.77***		***09:28:07.042***
7 -	31.097	***42.109***	21.357	1:34.563	92.63	2.138	09:29:41.605

P4 70 C Jamie TIBBLE Kawasaki - Club70

IDEAL LAP TIME : 1:32.290 BEST LAP TIME : 1:32.525 DIFFERENCE : 0.235

LAP	SECTOR 1	SECTOR 2	SECTOR 3	LAP TIME	MPH	DIFF	TIME OF DAY
1 -	31.756	42.934	21.463	1:36.153	91.10	3.628	09:19:27.894
2 -	30.746	42.135	21.620	1:34.501	92.69	1.976	09:21:02.395
3 -	30.407	41.902	21.381	1:33.690	93.49	1.165	09:22:36.085
4 -	29.931	41.798	21.436	1:33.165 **(3)**	94.02	0.640	09:24:09.250
5 -	30.103	41.653	21.705	1:33.461	93.72	0.936	09:25:42.711
6 -	30.269	42.103	21.777	1:34.149	93.04	1.624	09:27:16.860
7 -	***29.711***	41.479	21.635	1:32.825 **(2)**	94.36	0.300	09:28:49.685
8 -	29.946	***41.358***	***21.221***	***1:32.525*** **(1)**	***94.67***		***09:30:22.210***

P5 173 Stephen DRAPER Kawasaki -

IDEAL LAP TIME : 1:32.534 BEST LAP TIME : 1:33.036 DIFFERENCE : 0.502

LAP	SECTOR 1	SECTOR 2	SECTOR 3	LAP TIME	MPH	DIFF	TIME OF DAY
1 -	31.284	43.753	22.099	1:37.136	90.18	4.100	09:19:30.462
2 -	29.683	42.452	21.444	1:33.579 **(3)**	93.60	0.543	09:21:04.041
3 -	29.693	41.779	21.564	***1:33.036*** **(1)**	***94.15***		***09:22:37.077***
4 -	30.106	41.935	21.671	1:33.712	93.47	0.676	09:24:10.789
5 -	30.056	41.708	21.833	1:33.597	93.59	0.561	09:25:44.386
6 -	***29.463***	41.929	22.366	1:33.758	93.43	0.722	09:27:18.144
7 -	29.769	42.092	***21.383***	1:33.244 **(2)**	93.94	0.208	09:28:51.388
8 -	29.998	***41.688***	21.912	1:33.598	93.59	0.562	09:30:24.986

Brands Hatch GP
Circuit Length = 2.4332 miles
Start: 09:16 Flag 09:29 End: 09:31

Weather / Track : Cloudy / Dry

BMCRC - MRO Championships 2016 - Rnd 8 @ Brands Hatch GP

BG Products MRO Powerbikes inc Clubman 1000

QUALIFYING - SECTOR ANALYSIS

SECTOR 1 = FL to I1, SECTOR 2 = I1 to I2, SECTOR 3 = I2 to FL, DIFF = Difference To Personal Best Lap

P6 47 Daryl DANCE YAMAHA - 2 brothers scaffolding/Dad

IDEAL LAP TIME : 1:32.538 BEST LAP TIME : 1:33.074 DIFFERENCE : 0.536

LAP	SECTOR 1	SECTOR 2	SECTOR 3	LAP TIME		MPH	DIFF	TIME OF DAY
1 -	31.577	43.914	IN PIT	2:22.415	**P**	61.50	49.341	09:20:13.948
2 -	OUTLAP	43.729	22.269	1:39.130		88.36	6.056	09:21:53.078
3 -	29.993	43.201	21.812	1:35.006		92.20	1.932	09:23:28.084
4 -	29.841	42.100	***21.450***	1:33.391	**(3)**	93.79	0.317	09:25:01.475
5 -	29.577	42.526	21.550	1:33.653		93.53	0.579	09:26:35.128
6 -	***29.276***	42.258	21.629	1:33.163	**(2)**	94.02	0.089	09:28:08.291
7 -	29.558	***41.812***	21.704	***1:33.074***	**(1)**	***94.11***		***09:29:41.365***

P7 88 John BUTLER Kawasaki - Butler-Hills Ltd

IDEAL LAP TIME : 1:33.028 BEST LAP TIME : 1:33.248 DIFFERENCE : 0.220

LAP	SECTOR 1	SECTOR 2	SECTOR 3	LAP TIME		MPH	DIFF	TIME OF DAY
1 -	31.224	42.523	21.975	1:35.722		91.51	2.474	09:19:29.318
2 -	30.239	42.306	21.733	1:34.278		92.91	1.030	09:21:03.596
3 -	***29.968***	41.645	***21.635***	***1:33.248***	**(1)**	***93.94***		***09:22:36.844***
4 -	30.081	42.559	21.750	1:34.390		92.80	1.142	09:24:11.234
5 -	30.257	***41.425***	22.260	1:33.942	**(2)**	93.24	0.694	09:25:45.176
6 -	29.976	42.377	21.693	1:34.046	**(3)**	93.14	0.798	09:27:19.222
7 -	30.198	42.058	22.225	1:34.481		92.71	1.233	09:28:53.703
8 -	30.187	42.366	21.880	1:34.433		92.76	1.185	09:30:28.136

P8 69 Phil SETON Yamaha - Seton Tuning

IDEAL LAP TIME : 1:33.846 BEST LAP TIME : 1:33.994 DIFFERENCE : 0.148

LAP	SECTOR 1	SECTOR 2	SECTOR 3	LAP TIME		MPH	DIFF	TIME OF DAY
1 -	32.192	43.198	22.338	1:37.728		89.63	3.734	09:19:25.747
2 -	31.217	42.504	21.893	1:35.614		91.61	1.620	09:21:01.361
3 -	30.584	42.492	21.979	1:35.055		92.15	1.061	09:22:36.416
4 -	30.203	42.360	21.719	1:34.282	**(2)**	92.91	0.288	09:24:10.698
5 -	31.532	***42.155***	21.758	1:35.445		91.77	1.451	09:25:46.143
6 -	30.596	42.193	21.845	1:34.634	**(3)**	92.56	0.640	09:27:20.777
7 -	30.438	43.408	21.885	1:35.731		91.50	1.737	09:28:56.508
8 -	***30.078***	42.303	***21.613***	***1:33.994***	**(1)**	***93.19***		***09:30:30.502***

P9 31 Jack CROUCHER Kawasaki -

IDEAL LAP TIME : 1:34.669 BEST LAP TIME : 1:34.669 DIFFERENCE : 0.000

LAP	SECTOR 1	SECTOR 2	SECTOR 3	LAP TIME		MPH	DIFF	TIME OF DAY
1 -	32.392	44.826	22.436	1:39.654		87.90	4.985	09:19:51.832
2 -	31.400	43.617	22.356	1:37.373		89.96	2.704	09:21:29.205
3 -	30.933	43.470	22.219	1:36.622		90.66	1.953	09:23:05.827
4 -	30.392	43.047	22.462	1:35.901	**(2)**	91.34	1.232	09:24:41.728
5 -	***30.057***	***42.871***	***21.741***	***1:34.669***	**(1)**	***92.53***		***09:26:16.397***
6 -	31.480	43.255	21.753	1:36.488		90.78	1.819	09:27:52.885
7 -	31.463	43.013	21.930	1:36.406	**(3)**	90.86	1.737	09:29:29.291

P10 4 Chad HASHMI Kawasaki -

IDEAL LAP TIME : BEST LAP TIME : 1:35.200 DIFFERENCE :

LAP	SECTOR 1	SECTOR 2	SECTOR 3	LAP TIME		MPH	DIFF	TIME OF DAY
1 -				1:42.029		85.85	6.829	09:19:39.167
2 -				1:36.711		90.57	1.511	09:21:15.878
3 -				1:37.479		89.86	2.279	09:22:53.357
4 -				1:36.106		91.14	0.906	09:24:29.463
5 -				1:35.572	**(2)**	91.65	0.372	09:26:05.035
6 -				***1:35.200***	**(1)**	***92.01***		***09:27:40.235***
7 -				1:35.930		91.31	0.730	09:29:16.165
8 -				1:35.746	**(3)**	91.49	0.546	09:30:51.911

Weather / Track : Cloudy / Dry

Brands Hatch GP
Circuit Length = 2.4332 miles
Start: 09:16 Flag 09:29 End: 09:31

BMCRC - MRO Championships 2016 - Rnd 8 @ Brands Hatch GP

BG Products MRO Powerbikes inc Clubman 1000

QUALIFYING - SECTOR ANALYSIS

SECTOR 1 = FL to I1, SECTOR 2 = I1 to I2, SECTOR 3 = I2 to FL, DIFF = Difference To Personal Best Lap

P11 141 Ramone DURRANI Kawasaki - rdp plastering ltd/my wallet.com

IDEAL LAP TIME : 1:35.357 BEST LAP TIME : 1:35.528 DIFFERENCE : 0.171

LAP	SECTOR 1	SECTOR 2	SECTOR 3	LAP TIME	MPH	DIFF	TIME OF DAY
1 -	32.098	44.706	23.292	1:40.096	87.51	4.568	09:19:35.389
2 -	31.123	43.466	22.762	1:37.351	89.98	1.823	09:21:12.740
3 -	30.679	43.589	22.646	1:36.914	90.38	1.386	09:22:49.654
4 -	30.688	42.907	22.545	1:36.140	91.11	0.612	09:24:25.794
5 -	30.354	42.746	***22.428***	***1:35.528*** **(1)**	***91.69***		***09:26:01.322***
6 -	***30.222***	42.830	22.643	1:35.695 **(2)**	91.53	0.167	09:27:37.017
7 -	30.565	***42.707***	22.438	1:35.710 **(3)**	91.52	0.182	09:29:12.727

P12 71 C Tom NORTON Kawasaki -

IDEAL LAP TIME : 1:35.534 BEST LAP TIME : 1:35.568 DIFFERENCE : 0.034

LAP	SECTOR 1	SECTOR 2	SECTOR 3	LAP TIME	MPH	DIFF	TIME OF DAY
1 -	34.331	46.395	23.047	1:43.773	84.41	8.205	09:19:46.431
2 -	32.123	44.664	22.412	1:39.199	88.30	3.631	09:21:25.630
3 -	31.840	43.917	22.220	1:37.977	89.40	2.409	09:23:03.607
4 -	31.309	44.113	22.921	1:38.343	89.07	2.775	09:24:41.950
5 -	31.216	43.089	22.055	1:36.360 **(3)**	90.90	0.792	09:26:18.310
6 -	30.635	***42.983***	21.950	***1:35.568*** **(1)**	***91.66***		***09:27:53.878***
7 -	***30.604***	43.376	***21.947***	1:35.927 **(2)**	91.31	0.359	09:29:29.805
8 -	32.980	44.905	23.580	1:41.465	86.33	5.897	09:31:11.270

P13 78 C Shane HERBERT Kawasaki - FutureMoto/ Whitecroft Lighting

IDEAL LAP TIME : 1:35.619 BEST LAP TIME : 1:35.776 DIFFERENCE : 0.157

LAP	SECTOR 1	SECTOR 2	SECTOR 3	LAP TIME	MPH	DIFF	TIME OF DAY
1 -	34.051	48.860	24.055	1:46.966	81.89	11.190	09:20:18.805
2 -	31.871	45.212	22.670	1:39.753	87.81	3.977	09:21:58.558
3 -	31.878	44.313	22.894	1:39.085	88.40	3.309	09:23:37.643
4 -	31.085	45.598	23.268	1:39.951	87.64	4.175	09:25:17.594
5 -	31.286	43.253	22.386	1:36.925 **(3)**	90.37	1.149	09:26:54.519
6 -	30.639	43.041	***22.096***	***1:35.776*** **(1)**	***91.46***		***09:28:30.295***
7 -	***30.528***	***42.995***	22.365	1:35.888 **(2)**	91.35	0.112	09:30:06.183

P14 17 C Luke ZUCHOWSKI BMW -

IDEAL LAP TIME : 1:35.850 BEST LAP TIME : 1:35.958 DIFFERENCE : 0.108

LAP	SECTOR 1	SECTOR 2	SECTOR 3	LAP TIME	MPH	DIFF	TIME OF DAY
1 -	33.678	46.535	23.256	1:43.469	84.66	7.511	09:20:00.909
2 -	32.912	45.835	22.996	1:41.743	86.09	5.785	09:21:42.652
3 -	31.339	44.023	22.683	1:38.045	89.34	2.087	09:23:20.697
4 -	31.234	43.836	22.946	1:38.016	89.37	2.058	09:24:58.713
5 -	30.964	44.223	***22.299***	1:37.486 **(2)**	89.85	1.528	09:26:36.199
6 -	***30.492***	***43.059***	22.407	***1:35.958*** **(1)**	***91.28***		***09:28:12.157***
7 -	30.786	44.326	22.507	1:37.619 **(3)**	89.73	1.661	09:29:49.776

P15 48 C Christos BOUZOUKIS BMW -

IDEAL LAP TIME : 1:35.945 BEST LAP TIME : 1:36.294 DIFFERENCE : 0.349

LAP	SECTOR 1	SECTOR 2	SECTOR 3	LAP TIME	MPH	DIFF	TIME OF DAY
1 -	32.066	45.604	22.951	1:40.621	87.05	4.327	09:19:39.941
2 -	30.975	43.653	22.208	1:36.836	90.46	0.542	09:21:16.777
3 -	31.596	43.982	22.647	1:38.225	89.18	1.931	09:22:55.002
4 -	31.265	43.361	***22.136***	1:36.762	90.52	0.468	09:24:31.764
5 -	30.951	***43.023***	22.560	1:36.534 **(2)**	90.74	0.240	09:26:08.298
6 -	30.912	43.177	22.205	***1:36.294*** **(1)**	***90.96***		***09:27:44.592***
7 -	30.996	43.637	22.457	1:37.090	90.22	0.796	09:29:21.682
8 -	***30.786***	43.212	22.541	1:36.539 **(3)**	90.73	0.245	09:30:58.221

Weather / Track : Cloudy / Dry

Brands Hatch GP
Circuit Length = 2.4332 miles
Start: 09:16 Flag 09:29 End: 09:31

BMCRC - MRO Championships 2016 - Rnd 8 @ Brands Hatch GP

BG Products MRO Powerbikes inc Clubman 1000

QUALIFYING - SECTOR ANALYSIS

SECTOR 1 = FL to I1, SECTOR 2 = I1 to I2, SECTOR 3 = I2 to FL, DIFF = Difference To Personal Best Lap

P16 54 Andy SAUNDERS BMW - Icon Racing

IDEAL LAP TIME : 1:36.624 BEST LAP TIME : 1:36.624 DIFFERENCE : 0.000

LAP	SECTOR 1	SECTOR 2	SECTOR 3	LAP TIME	MPH	DIFF	TIME OF DAY
1 -	31.914	45.236	23.132	1:40.282	87.35	3.658	09:19:35.062
2 -	32.410	44.165	23.218	1:39.793 (3)	87.78	3.169	09:21:14.855
3 -	32.139	44.527	22.656	1:39.322 (2)	88.19	2.698	09:22:54.177
4 -	***31.268***	***43.192***	***22.164***	***1:36.624 (1)***	***90.65***		***09:24:30.801***
5 -	32.713	43.910	IN PIT	3:53.988 P	37.43	2:17.364	09:28:24.789
6 -	OUTLAP	43.479	22.336	1:40.680	87.00	4.056	09:30:05.469

P17 24 Alan SMITH Kawasaki - Mervyn Lambert Plant / Orwells Mcs

IDEAL LAP TIME : 1:36.703 BEST LAP TIME : 1:36.883 DIFFERENCE : 0.180

LAP	SECTOR 1	SECTOR 2	SECTOR 3	LAP TIME	MPH	DIFF	TIME OF DAY
1 -	32.941	44.925	22.691	1:40.557	87.11	3.674	09:19:35.718
2 -	31.979	44.541	22.943	1:39.463	88.07	2.580	09:21:15.181
3 -	31.908	45.043	22.464	1:39.415	88.11	2.532	09:22:54.596
4 -	31.175	***43.487***	***22.221***	***1:36.883 (1)***	***90.41***		***09:24:31.479***
5 -	31.708	43.854	22.799	1:38.361 (3)	89.05	1.478	09:26:09.840
6 -	31.318	44.102	22.969	1:38.389	89.03	1.506	09:27:48.229
7 -	31.420	44.688	22.874	1:38.982	88.49	2.099	09:29:27.211
8 -	***30.995***	43.649	22.412	1:37.056 (2)	90.25	0.173	09:31:04.267

P18 18 David GOWEN Yamaha - L&G Engineering / Tinklers

IDEAL LAP TIME : 1:37.143 BEST LAP TIME : 1:37.215 DIFFERENCE : 0.072

LAP	SECTOR 1	SECTOR 2	SECTOR 3	LAP TIME	MPH	DIFF	TIME OF DAY
1 -	35.073	55.056	IN PIT	4:51.392 P	30.06	3:14.177	09:23:08.725
2 -	OUTLAP	46.223	23.041	1:49.572	79.94	12.357	09:24:58.297
3 -	32.212	44.733	***22.338***	1:39.283 (3)	88.23	2.068	09:26:37.580
4 -	31.451	43.480	22.542	1:37.473 (2)	89.86	0.258	09:28:15.053
5 -	***31.420***	***43.385***	22.410	***1:37.215 (1)***	***90.10***		***09:29:52.268***

P19 37 C Aldo MORELLO BMW - UK Roofing & Plastics Supplies Ltd

IDEAL LAP TIME : 1:37.242 BEST LAP TIME : 1:37.242 DIFFERENCE : 0.000

LAP	SECTOR 1	SECTOR 2	SECTOR 3	LAP TIME	MPH	DIFF	TIME OF DAY
1 -	32.901	45.738	23.159	1:41.798	86.05	4.556	09:19:41.745
2 -	31.575	46.029	23.181	1:40.785	86.91	3.543	09:21:22.530
3 -	31.700	45.342	22.890	1:39.932	87.65	2.690	09:23:02.462
4 -	31.358	45.051	22.845	1:39.254 (3)	88.25	2.012	09:24:41.716
5 -	***31.123***	***43.940***	***22.179***	***1:37.242 (1)***	***90.08***		***09:26:18.958***
6 -	31.469	44.658	23.007	1:39.134 (2)	88.36	1.892	09:27:58.092
7 -	31.715	45.737	23.319	1:40.771	86.92	3.529	09:29:38.863

P20 11 C Mick WHALLEY Yamaha - Fresh Fruit Ltd

IDEAL LAP TIME : 1:37.083 BEST LAP TIME : 1:37.351 DIFFERENCE : 0.268

LAP	SECTOR 1	SECTOR 2	SECTOR 3	LAP TIME	MPH	DIFF	TIME OF DAY
1 -	OUTLAP	45.380	22.462	1:44.592	83.75	7.241	09:21:05.758
2 -	31.773	44.768	22.486	1:39.027	88.45	1.676	09:22:44.785
3 -	31.210	***43.966***	***22.175***	***1:37.351 (1)***	***89.98***		***09:24:22.136***
4 -	31.522	44.737	22.822	1:39.081	88.41	1.730	09:26:01.217
5 -	***30.942***	44.238	22.505	1:37.685 (2)	89.67	0.334	09:27:38.902
6 -	31.412	44.241	22.396	1:38.049 (3)	89.34	0.698	09:29:16.951
7 -	30.987	44.468	22.963	1:38.418	89.00	1.067	09:30:55.369

P21 57 C David MILLS Kawasaki - Area Fifty One Racing

IDEAL LAP TIME : 1:37.928 BEST LAP TIME : 1:37.928 DIFFERENCE : 0.000

LAP	SECTOR 1	SECTOR 2	SECTOR 3	LAP TIME	MPH	DIFF	TIME OF DAY
1 -	34.017	48.179	23.982	1:46.178	82.50	8.250	09:20:03.409
2 -	32.753	47.826	23.551	1:44.130	84.12	6.202	09:21:47.539

Weather / Track : Cloudy / Dry

Brands Hatch GP
Circuit Length = 2.4332 miles
Start: 09:16 Flag 09:29 End: 09:31

BMCRC - MRO Championships 2016 - Rnd 8 @ Brands Hatch GP

BG Products MRO Powerbikes inc Clubman 1000

QUALIFYING - SECTOR ANALYSIS

SECTOR 1 = FL to I1, SECTOR 2 = I1 to I2, SECTOR 3 = I2 to FL, DIFF = Difference To Personal Best Lap

3 -	32.844	47.156	23.370	1:43.370	84.74	5.442	09:23:30.909
4 -	32.241	46.282	22.911	1:41.434	86.36	3.506	09:25:12.343
5 -	32.001	44.975	22.746	1:39.722 (3)	87.84	1.794	09:26:52.065
6 -	31.732	44.948	22.607	1:39.287 (2)	88.22	1.359	09:28:31.352
7 -	***31.089***	***44.434***	***22.405***	***1:37.928 (1)***	***89.45***		***09:30:09.280***

P22 8 John COUGHLAN Aprilia - BIKERSWORLD

IDEAL LAP TIME : 1:38.784 BEST LAP TIME : 1:38.812 DIFFERENCE : 0.028

LAP	SECTOR 1	SECTOR 2	SECTOR 3	LAP TIME	MPH	DIFF	TIME OF DAY
1 -	36.905	49.105	23.825	1:49.835	79.75	11.023	09:20:15.422
2 -	33.082	46.600	23.339	1:43.021	85.02	4.209	09:21:58.443
3 -	32.798	46.911	23.737	1:43.446	84.68	4.634	09:23:41.889
4 -	32.642	45.781	23.283	1:41.706	86.12	2.894	09:25:23.595
5 -	32.395	45.125	22.878	1:40.398 (3)	87.25	1.586	09:27:03.993
6 -	***31.848***	***44.285***	22.679	***1:38.812 (1)***	***88.65***		***09:28:42.805***
7 -	31.856	44.762	***22.651***	1:39.269 (2)	88.24	0.457	09:30:22.074

P23 91 Dave NORTON BMW - Strawberry racing

IDEAL LAP TIME : 1:38.951 BEST LAP TIME : 1:38.951 DIFFERENCE : 0.000

LAP	SECTOR 1	SECTOR 2	SECTOR 3	LAP TIME	MPH	DIFF	TIME OF DAY
1 -	35.519	49.094	24.250	1:48.863	80.46	9.912	09:20:10.319
2 -	32.840	47.090	23.516	1:43.446	84.68	4.495	09:21:53.765
3 -	32.533	45.979	23.195	1:41.707	86.12	2.756	09:23:35.472
4 -	32.783	45.729	23.419	1:41.931	85.93	2.980	09:25:17.403
5 -	32.190	45.835	23.273	1:41.298 (3)	86.47	2.347	09:26:58.701
6 -	32.348	45.374	23.268	1:40.990 (2)	86.73	2.039	09:28:39.691
7 -	***31.483***	***44.941***	***22.527***	***1:38.951 (1)***	***88.52***		***09:30:18.642***

P24 40 C Martin RONALDSON Kawasaki -

IDEAL LAP TIME : 1:39.049 BEST LAP TIME : 1:39.049 DIFFERENCE : 0.000

LAP	SECTOR 1	SECTOR 2	SECTOR 3	LAP TIME	MPH	DIFF	TIME OF DAY
1 -	33.599	46.962	23.990	1:44.551	83.78	5.502	09:20:00.438
2 -	33.059	45.768	23.229	1:42.056	85.83	3.007	09:21:42.494
3 -	32.529	45.494	23.503	1:41.526	86.28	2.477	09:23:24.020
4 -	39.337	51.611	23.666	1:54.614	76.42	15.565	09:25:18.634
5 -	32.484	45.233	23.189	1:40.906 (3)	86.81	1.857	09:26:59.540
6 -	31.829	45.333	23.129	1:40.291 (2)	87.34	1.242	09:28:39.831
7 -	***31.609***	***44.899***	***22.541***	***1:39.049 (1)***	***88.43***		***09:30:18.880***

P25 52 C Lee BARRETT Kawasaki - LKJ contract cleaning & dad/mum

IDEAL LAP TIME : 1:39.645 BEST LAP TIME : 1:39.682 DIFFERENCE : 0.037

LAP	SECTOR 1	SECTOR 2	SECTOR 3	LAP TIME	MPH	DIFF	TIME OF DAY
1 -	37.772	51.848	25.357	1:54.977	76.18	15.295	09:20:30.696
2 -	34.128	47.913	23.644	1:45.685	82.88	6.003	09:22:16.381
3 -	33.407	46.573	23.390	1:43.370	84.74	3.688	09:23:59.751
4 -	33.021	47.961	23.989	1:44.971	83.45	5.289	09:25:44.722
5 -	34.388	45.456	23.098	1:42.942 (3)	85.09	3.260	09:27:27.664
6 -	***31.809***	45.230	***22.643***	***1:39.682 (1)***	***87.87***		***09:29:07.346***
7 -	32.134	***45.193***	23.139	1:40.466 (2)	87.19	0.784	09:30:47.812

P26 46 C Simon GATES Yamaha - No Talentino Rossi (Team FATI Yamaha)

IDEAL LAP TIME : 1:39.601 BEST LAP TIME : 1:39.714 DIFFERENCE : 0.113

LAP	SECTOR 1	SECTOR 2	SECTOR 3	LAP TIME	MPH	DIFF	TIME OF DAY
1 -	34.394	47.307	23.476	1:45.177	83.28	5.463	09:19:40.024
2 -	32.764	45.635	23.286	1:41.685	86.14	1.971	09:21:21.709
3 -	32.347	45.180	23.149	1:40.676 (3)	87.01	0.962	09:23:02.385
4 -	32.436	45.520	23.180	1:41.136	86.61	1.422	09:24:43.521
5 -	31.921	***44.734***	23.330	1:39.985 (2)	87.61	0.271	09:26:23.506
6 -	***31.911***	44.847	***22.956***	***1:39.714 (1)***	***87.84***		***09:28:03.220***

Weather / Track : Cloudy / Dry

Brands Hatch GP
Circuit Length = 2.4332 miles
Start: 09:16 Flag 09:29 End: 09:31

BMCRC - MRO Championships 2016 - Rnd 8 @ Brands Hatch GP

BG Products MRO Powerbikes inc Clubman 1000

QUALIFYING - SECTOR ANALYSIS

SECTOR 1 = FL to I1, SECTOR 2 = I1 to I2, SECTOR 3 = I2 to FL, DIFF = Difference To Personal Best Lap

P27 7 C John DAVIS Yamaha -

IDEAL LAP TIME : 1:39.443 BEST LAP TIME : 1:39.762 DIFFERENCE : 0.319

LAP	SECTOR 1	SECTOR 2	SECTOR 3	LAP TIME	MPH	DIFF	TIME OF DAY
1 -	34.095	47.328	23.824	1:45.247	83.23	5.485	09:19:47.669
2 -	32.707	45.438	23.420	1:41.565	86.24	1.803	09:21:29.234
3 -	32.404	44.472	23.405	1:40.281 (3)	87.35	0.519	09:23:09.515
4 -	32.409	44.652	23.031	1:40.092 (2)	87.51	0.330	09:24:49.607
5 -	***32.060***	***44.431***	23.271	***1:39.762 (1)***	***87.80***		***09:26:29.369***
6 -	32.539	45.515	***22.952***	1:41.006	86.72	1.244	09:28:10.375
7 -	32.353	45.271	23.219	1:40.843	86.86	1.081	09:29:51.218

P28 111 Jonathan SHEPPARD Kawasaki -

IDEAL LAP TIME : 1:40.029 BEST LAP TIME : 1:40.158 DIFFERENCE : 0.129

LAP	SECTOR 1	SECTOR 2	SECTOR 3	LAP TIME	MPH	DIFF	TIME OF DAY
1 -	36.486	49.473	24.895	1:50.854	79.02	10.696	09:20:18.059
2 -	33.833	46.019	23.758	1:43.610	84.54	3.452	09:22:01.669
3 -	32.629	45.613	23.697	1:41.939 (3)	85.93	1.781	09:23:43.608
4 -	32.690	46.352	23.281	1:42.323	85.60	2.165	09:25:25.931
5 -	33.204	46.568	23.300	1:43.072	84.98	2.914	09:27:09.003
6 -	32.469	45.417	***22.974***	1:40.860 (2)	86.85	0.702	09:28:49.863
7 -	***31.877***	***45.178***	23.103	***1:40.158 (1)***	***87.46***		***09:30:30.021***

P29 41 David ABRAHAM Kawasaki - Cambridge Motorcycles

IDEAL LAP TIME : 1:39.936 BEST LAP TIME : 1:40.213 DIFFERENCE : 0.277

LAP	SECTOR 1	SECTOR 2	SECTOR 3	LAP TIME	MPH	DIFF	TIME OF DAY
1 -	34.792	46.288	23.683	1:44.763	83.61	4.550	09:19:43.933
2 -	32.723	45.131	***23.201***	1:41.055 (2)	86.68	0.842	09:21:24.988
3 -	32.353	45.707	23.428	1:41.488	86.31	1.275	09:23:06.476
4 -	32.534	45.386	23.443	1:41.363	86.42	1.150	09:24:47.839
5 -	32.864	45.017	23.276	1:41.157	86.59	0.944	09:26:28.996
6 -	32.578	45.146	23.353	1:41.077 (3)	86.66	0.864	09:28:10.073
7 -	***32.062***	***44.673***	23.478	***1:40.213 (1)***	***87.41***		***09:29:50.286***

P30 19 C Chris LAY Kawasaki -

IDEAL LAP TIME : 1:40.882 BEST LAP TIME : 1:41.024 DIFFERENCE : 0.142

LAP	SECTOR 1	SECTOR 2	SECTOR 3	LAP TIME	MPH	DIFF	TIME OF DAY
1 -	35.691	49.596	25.351	1:50.638	79.17	9.614	09:20:20.743
2 -	34.685	48.159	23.729	1:46.573	82.19	5.549	09:22:07.316
3 -	32.657	46.947	23.740	1:43.344	84.76	2.320	09:23:50.660
4 -	33.930	46.983	23.602	1:44.515	83.81	3.491	09:25:35.175
5 -	32.701	47.108	***23.309***	1:43.118 (3)	84.94	2.094	09:27:18.293
6 -	32.498	45.951	23.321	1:41.770 (2)	86.07	0.746	09:29:00.063
7 -	***31.973***	***45.600***	23.451	***1:41.024 (1)***	***86.71***		***09:30:41.087***

P31 5 C Vincent BUTLER Yamaha -

IDEAL LAP TIME : 1:41.113 BEST LAP TIME : 1:41.113 DIFFERENCE : 0.000

LAP	SECTOR 1	SECTOR 2	SECTOR 3	LAP TIME	MPH	DIFF	TIME OF DAY
1 -	39.449	52.252	25.182	1:56.883	74.94	15.770	09:20:05.927
2 -	35.269	50.221	23.869	1:49.359	80.10	8.246	09:21:55.286
3 -	35.306	47.090	23.674	1:46.070	82.58	4.957	09:23:41.356
4 -	34.131	46.223	23.179	1:43.533	84.60	2.420	09:25:24.889
5 -	33.909	46.188	23.341	1:43.438 (3)	84.68	2.325	09:27:08.327
6 -	33.642	46.331	22.805	1:42.778 (2)	85.23	1.665	09:28:51.105
7 -	***32.918***	***45.603***	***22.592***	***1:41.113 (1)***	***86.63***		***09:30:32.218***

P32 9 C Mark O'BRIEN Ducati - obrienhifi.com

IDEAL LAP TIME : 1:41.164 BEST LAP TIME : 1:41.164 DIFFERENCE : 0.000

LAP	SECTOR 1	SECTOR 2	SECTOR 3	LAP TIME	MPH	DIFF	TIME OF DAY

Weather / Track : Cloudy / Dry

Brands Hatch GP
Circuit Length = 2.4332 miles
Start: 09:16 Flag 09:29 End: 09:31

BMCRC - MRO Championships 2016 - Rnd 8 @ Brands Hatch GP

BG Products MRO Powerbikes inc Clubman 1000

QUALIFYING - SECTOR ANALYSIS

SECTOR 1 = FL to I1, SECTOR 2 = I1 to I2, SECTOR 3 = I2 to FL, DIFF = Difference To Personal Best Lap

1 -	35.349	50.141	24.750	1:50.240	79.46	9.076	09:20:21.490
2 -	34.445	50.119	24.484	1:49.048	80.33	7.884	09:22:10.538
3 -	33.269	47.172	23.653	1:44.094	84.15	2.930	09:23:54.632
4 -	33.517	47.752	23.630	1:44.899	83.50	3.735	09:25:39.531
5 -	***32.200***	***45.899***	***23.065***	***1:41.164 (1)***	***86.59***		***09:27:20.695***
6 -	32.812	46.587	23.304	1:42.703 **(3)**	85.29	1.539	09:29:03.398
7 -	32.614	46.140	23.330	1:42.084 **(2)**	85.81	0.920	09:30:45.482

P33 74 C Andrew BURKE

Honda -

IDEAL LAP TIME : 1:41.046 BEST LAP TIME : 1:41.165 DIFFERENCE : 0.119

LAP	SECTOR 1	SECTOR 2	SECTOR 3	LAP TIME	MPH	DIFF	TIME OF DAY
1 -	34.384	46.444	23.484	1:44.312	83.97	3.147	09:19:43.390
2 -	32.566	***45.610***	***22.989***	***1:41.165 (1)***	***86.58***		***09:21:24.555***
3 -	32.500	45.686	23.266	1:41.452 **(2)**	86.34	0.287	09:23:06.007
4 -	***32.447***	45.765	23.378	1:41.590 **(3)**	86.22	0.425	09:24:47.597

P34 25 C Louis BARTLETT

Kawasaki - Mcmillian williams Solicitors

IDEAL LAP TIME : 1:40.921 BEST LAP TIME : 1:41.242 DIFFERENCE : 0.321

LAP	SECTOR 1	SECTOR 2	SECTOR 3	LAP TIME	MPH	DIFF	TIME OF DAY
1 -	OUTLAP	49.540	24.761	1:54.925	76.22	13.683	09:20:03.950
2 -	33.671	47.447	24.051	1:45.169	83.29	3.927	09:21:49.119
3 -	33.077	46.401	24.054	1:43.532	84.60	2.290	09:23:32.651
4 -	33.111	46.348	23.917	1:43.376 **(3)**	84.73	2.134	09:25:16.027
5 -	32.579	***44.970***	24.745	1:42.294 **(2)**	85.63	1.052	09:26:58.321
6 -	***32.516***	45.291	***23.435***	***1:41.242 (1)***	***86.52***		***09:28:39.563***

P35 63 C Keith HATTON

BMW - L.K.J. CONTRACTS

IDEAL LAP TIME : 1:41.625 BEST LAP TIME : 1:42.017 DIFFERENCE : 0.392

LAP	SECTOR 1	SECTOR 2	SECTOR 3	LAP TIME	MPH	DIFF	TIME OF DAY
1 -	35.802	50.173	24.383	1:50.358	79.37	8.341	09:20:22.318
2 -	33.942	50.124	24.634	1:48.700	80.58	6.683	09:22:11.018
3 -	33.751	46.786	24.086	1:44.623	83.72	2.606	09:23:55.641
4 -	32.948	47.810	24.499	1:45.257	83.22	3.240	09:25:40.898
5 -	32.814	***45.579***	***23.624***	***1:42.017 (1)***	***85.86***		***09:27:22.915***
6 -	***32.422***	46.014	23.770	1:42.206 **(2)**	85.70	0.189	09:29:05.121
7 -	32.547	46.215	24.051	1:42.813 **(3)**	85.20	0.796	09:30:47.934

P36 67 C Andrew GOODING

Kawasaki - Mirage ltd

IDEAL LAP TIME : 1:42.822 BEST LAP TIME : 1:42.888 DIFFERENCE : 0.066

LAP	SECTOR 1	SECTOR 2	SECTOR 3	LAP TIME	MPH	DIFF	TIME OF DAY
1 -	36.545	51.454	25.692	1:53.691	77.04	10.803	09:20:20.078
2 -	34.792	50.655	25.037	1:50.484	79.28	7.596	09:22:10.562
3 -	34.256	48.689	24.429	1:47.374	81.58	4.486	09:23:57.936
4 -	33.813	48.497	24.318	1:46.628	82.15	3.740	09:25:44.564
5 -	33.779	47.651	24.013	1:45.443 **(3)**	83.07	2.555	09:27:30.007
6 -	32.698	***46.649***	***23.541***	***1:42.888 (1)***	***85.13***		***09:29:12.895***
7 -	***32.632***	46.657	23.881	1:43.170 **(2)**	84.90	0.282	09:30:56.065

P37 131 C Ashley FRANCIS

Kawasaki -

IDEAL LAP TIME : 1:43.461 BEST LAP TIME : 1:43.951 DIFFERENCE : 0.490

LAP	SECTOR 1	SECTOR 2	SECTOR 3	LAP TIME	MPH	DIFF	TIME OF DAY
1 -	36.087	50.992	24.437	1:51.516	78.55	7.565	09:20:22.835
2 -	34.409	49.498	24.375	1:48.282	80.89	4.331	09:22:11.117
3 -	34.225	48.560	24.211	1:46.996	81.87	3.045	09:23:58.113
4 -	33.898	49.249	24.268	1:47.415	81.55	3.464	09:25:45.528
5 -	33.936	***46.994***	***23.705***	1:44.635 **(2)**	83.71	0.684	09:27:30.163
6 -	33.121	48.831	24.444	1:46.396 **(3)**	82.33	2.445	09:29:16.559
7 -	***32.762***	47.370	23.819	***1:43.951 (1)***	***84.26***		***09:31:00.510***

Weather / Track : Cloudy / Dry

Brands Hatch GP
Circuit Length = 2.4332 miles
Start: 09:16 Flag 09:29 End: 09:31

BMCRC - MRO Championships 2016 - Rnd 8 @ Brands Hatch GP

BG Products MRO Powerbikes inc Clubman 1000

QUALIFYING - SECTOR ANALYSIS

SECTOR 1 = FL to I1, SECTOR 2 = I1 to I2, SECTOR 3 = I2 to FL, DIFF = Difference To Personal Best Lap

P38 44 C Kevan BARRETT Kawasaki - LKJ Contracts

IDEAL LAP TIME : 1:46.170 BEST LAP TIME : 1:46.225 DIFFERENCE : 0.055

LAP	SECTOR 1	SECTOR 2	SECTOR 3	LAP TIME	MPH	DIFF	TIME OF DAY
1 -	38.070	52.011	25.025	1:55.106	76.10	8.881	09:20:31.105
2 -	34.551	48.951	24.502	1:48.004	81.10	1.779	09:22:19.109
3 -	34.498	50.401	24.755	1:49.654	79.88	3.429	09:24:08.763
4 -	34.255	48.514	24.269	1:47.038 **(2)**	81.83	0.813	09:25:55.801
5 -	33.781	***48.412***	***24.032***	***1:46.225*** **(1)**	***82.46***		***09:27:42.026***
6 -	***33.726***	48.558	24.765	1:47.049 **(3)**	81.83	0.824	09:29:29.075

Weather / Track : Cloudy / Dry

Brands Hatch GP
Circuit Length = 2.4332 miles
Start: 09:16 Flag 09:29 End: 09:31

BMCRC - MRO Championships 2016 - Rnd 8 @ Brands Hatch GP

BG Products MRO Powerbikes inc Clubman 1000

QUALIFYING - BEST SECTORS

	SECTOR 1			SECTOR 2			SECTOR 3			IDEAL / BEST COMPARISON					
POS	NO	NAME	TIME	NO	NAME	TIME	NO	NAME	TIME	POS	NO	NAME	IDEAL	BEST	DIFF
												PERFECT LAP	1:31.039		
1	3	PARKER	28.715	3	PARKER	41.283	1	BAKER	21.041	1	3	PARKER	1:31.053	1:31.350	0.297
2	1	BAKER	29.037	1	BAKER	41.354	3	PARKER	21.055	2	1	BAKER	1:31.432	1:31.442	0.010
3	72	O'BRIEN	29.068	70	TIBBLE	41.358	72	O'BRIEN	21.165	3	70	TIBBLE	1:32.290	1:32.525	0.235
4	47	DANCE	29.276	88	BUTLER	41.425	70	TIBBLE	21.221	4	72	O'BRIEN	1:32.342	1:32.425	0.083
5	173	DRAPER	29.463	173	DRAPER	41.688	173	DRAPER	21.383	5	173	DRAPER	1:32.534	1:33.036	0.502
6	70	TIBBLE	29.711	47	DANCE	41.812	47	DANCE	21.450	6	47	DANCE	1:32.538	1:33.074	0.536
7	88	BUTLER	29.968	72	O'BRIEN	42.109	69	SETON	21.613	7	88	BUTLER	1:33.028	1:33.248	0.220
8	31	CROUCHER	30.057	69	SETON	42.155	88	BUTLER	21.635	8	69	SETON	1:33.846	1:33.994	0.148
9	69	SETON	30.078	141	DURRANI	42.707	31	CROUCHER	21.741	9	31	CROUCHER	1:34.669	1:34.669	0.000
10	141	DURRANI	30.222	31	CROUCHER	42.871	71	NORTON	21.947	10	141	DURRANI	1:35.357	1:35.528	0.171
11	17	ZUCHOWSKI	30.492	71	NORTON	42.983	78	HERBERT	22.096	11	71	NORTON	1:35.534	1:35.568	0.034
12	78	HERBERT	30.528	78	HERBERT	42.995	48	BOUZOUKIS	22.136	12	78	HERBERT	1:35.619	1:35.776	0.157
13	71	NORTON	30.604	48	BOUZOUKIS	43.023	54	SAUNDERS	22.164	13	17	ZUCHOWSKI	1:35.850	1:35.958	0.108
14	48	BOUZOUKIS	30.786	17	ZUCHOWSKI	43.059	11	WHALLEY	22.175	14	48	BOUZOUKIS	1:35.945	1:36.294	0.349
15	11	WHALLEY	30.942	54	SAUNDERS	43.192	37	MORELLO	22.179	15	54	SAUNDERS	1:36.624	1:36.624	0.000
16	24	SMITH	30.995	18	GOWEN	43.385	24	SMITH	22.221	16	24	SMITH	1:36.703	1:36.883	0.180
17	57	MILLS	31.089	24	SMITH	43.487	17	ZUCHOWSKI	22.299	17	11	WHALLEY	1:37.083	1:37.351	0.268
18	37	MORELLO	31.123	37	MORELLO	43.940	18	GOWEN	22.338	18	18	GOWEN	1:37.143	1:37.215	0.072
19	54	SAUNDERS	31.268	11	WHALLEY	43.966	57	MILLS	22.405	19	37	MORELLO	1:37.242	1:37.242	0.000
20	18	GOWEN	31.420	8	COUGHLAN	44.285	141	DURRANI	22.428	20	57	MILLS	1:37.928	1:37.928	0.000
21	91	NORTON	31.483	7	DAVIS	44.431	91	NORTON	22.527	21	8	COUGHLAN	1:38.784	1:38.812	0.028
22	40	RONALDSON	31.609	57	MILLS	44.434	40	RONALDSON	22.541	22	91	NORTON	1:38.951	1:38.951	0.000
23	52	BARRETT	31.809	41	ABRAHAM	44.673	5	BUTLER	22.592	23	40	RONALDSON	1:39.049	1:39.049	0.000
24	8	COUGHLAN	31.848	46	GATES	44.734	52	BARRETT	22.643	24	7	DAVIS	1:39.443	1:39.762	0.319
25	111	SHEPPARD	31.877	40	RONALDSON	44.899	8	COUGHLAN	22.651	25	46	GATES	1:39.601	1:39.714	0.113
26	46	GATES	31.911	91	NORTON	44.941	7	DAVIS	22.952	26	52	BARRETT	1:39.645	1:39.682	0.037
27	19	LAY	31.973	25	BARTLETT	44.970	46	GATES	22.956	27	41	ABRAHAM	1:39.936	1:40.213	0.277
28	7	DAVIS	32.060	111	SHEPPARD	45.178	111	SHEPPARD	22.974	28	111	SHEPPARD	1:40.029	1:40.158	0.129
29	41	ABRAHAM	32.062	52	BARRETT	45.193	74	BURKE	22.989	29	19	LAY	1:40.882	1:41.024	0.142
30	9	O'BRIEN	32.200	63	HATTON	45.579	9	O'BRIEN	23.065	30	25	BARTLETT	1:40.921	1:41.242	0.321
31	63	HATTON	32.422	19	LAY	45.600	41	ABRAHAM	23.201	31	74	BURKE	1:41.046	1:41.165	0.119
32	74	BURKE	32.447	5	BUTLER	45.603	19	LAY	23.309	32	5	BUTLER	1:41.113	1:41.113	0.000
33	25	BARTLETT	32.516	74	BURKE	45.610	25	BARTLETT	23.435	33	9	O'BRIEN	1:41.164	1:41.164	0.000
34	67	GOODING	32.632	9	O'BRIEN	45.899	67	GOODING	23.541	34	63	HATTON	1:41.625	1:42.017	0.392
35	131	FRANCIS	32.762	67	GOODING	46.649	63	HATTON	23.624	35	67	GOODING	1:42.822	1:42.888	0.066
36	5	BUTLER	32.918	131	FRANCIS	46.994	131	FRANCIS	23.705	36	131	FRANCIS	1:43.461	1:43.951	0.490
37	44	BARRETT	33.726	44	BARRETT	48.412	44	BARRETT	24.032	37	44	BARRETT	1:46.170	1:46.225	0.055
38										38	4	HASHMI		1:35.200	

Weather / Track : Cloudy / Dry

Brands Hatch GP
Circuit Length = 2.4332 miles
Start: 09:16 Flag 09:29 End: 09:31

Results can be found at www.tsl-timing.com

Printed - 09:45 Saturday, 20 August 2016

BMCRC - MRO Championships 2016 - Rnd 8 @ Brands Hatch GP

BG Products MRO Powerbikes inc Clubman 1000

RACE 2 - CLASSIFICATION

POS	NO	CL	PIC	NAME	ENTRY	LAPS	TIME	GAP	DIFF	MPH	BEST	ON
1	1		1	Peter BAKER	Kawasaki -	5	7:47.143			93.75	1:31.638	4
2	3		2	Colin PARKER	Yamaha - Global Robots	5	7:47.198	0.055	0.055	93.74	1:31.456	3
3	72		3	Michael O'BRIEN	Yamaha -	5	7:50.025	2.882	2.827	93.18	1:31.440	4
4	173		4	Stephen DRAPER	Kawasaki -	5	7:53.127	5.984	3.102	92.57	1:31.598	4
5	70	C	1	Jamie TIBBLE	Kawasaki - Club70	5	7:55.283	8.140	2.156	92.15	1:32.857	4
6	88		5	John BUTLER	Kawasaki - Butler-Hills Ltd	5	7:56.498	9.355	1.215	91.91	1:32.962	3
7	47		6	Daryl DANCE	YAMAHA - 2 brothers scaffolding/Dad	5	8:03.060	15.917	6.562	90.67	1:34.599	3
8	69		7	Phil SETON	Yamaha - Seton Tuning	5	8:03.420	16.277	0.360	90.60	1:33.351	5
9	31		8	Jack CROUCHER	Kawasaki -	5	8:11.311	24.168	7.891	89.14	1:35.480	5
10	71	C	2	Tom NORTON	Kawasaki -	5	8:11.813	24.670	0.502	89.05	1:35.440	5
11	18		9	David GOWEN	Yamaha - L&G Engineering / Tinklers	5	8:24.297	37.154	12.484	86.85	1:37.301	4
12	48	C	3	Christos BOUZOUKIS	BMW -	5	8:24.643	37.500	0.346	86.79	1:38.448	4
13	17	C	4	Luke ZUCHOWSKI	BMW -	5	8:24.799	37.656	0.156	86.76	1:36.727	4
14	57	C	5	David MILLS	Kawasaki - Area Fifty One Racing	5	8:25.332	38.189	0.533	86.67	1:37.494	5
15	54		10	Andy SAUNDERS	BMW - Icon Racing	5	8:29.098	41.955	3.766	86.03	1:38.537	5
16	8		11	John COUGHLAN	Aprilia - BIKERSWORLD	5	8:29.541	42.398	0.443	85.95	1:38.545	5
17	19	C	6	Chris LAY	Kawasaki -	5	8:33.207	46.064	3.666	85.34	1:39.268	5
18	7	C	7	John DAVIS	Yamaha -	5	8:34.536	47.393	1.329	85.12	1:38.266	5
19	40	C	8	Martin RONALDSON	Kawasaki -	5	8:35.884	48.741	1.348	84.90	1:38.966	5
20	41		12	David ABRAHAM	Kawasaki - Cambridge Motorcycles	5	8:37.160	50.017	1.276	84.69	1:39.979	5
21	24		13	Alan SMITH	Kawasaki - Mervyn Lambert Plant / Orwells Mcs	5	8:37.234	50.091	0.074	84.67	1:40.582	3
22	91		14	Dave NORTON	BMW - Strawberry racing	5	8:37.277	50.134	0.043	84.67	1:39.282	4
23	25	C	9	Louis BARTLETT	Kawasaki - Mcmillian williams Solicitors	5	8:49.788	1:02.645	12.511	82.67	1:41.836	5
24	46	C	10	Simon GATES	Yamaha - No Talentino Rossi (Team FATI Yamaha)	5	8:50.339	1:03.196	0.551	82.58	1:43.619	5
25	5	C	11	Vincent BUTLER	Yamaha -	5	8:55.199	1:08.056	4.860	81.83	1:44.139	4
26	9	C	12	Mark O'BRIEN	Ducati - obrienhifi.com	5	8:58.906	1:11.763	3.707	81.27	1:43.193	5
27	4 *		15	Chad HASHMI	Kawasaki -	5	9:01.952	1:14.809	3.046	80.81	1:47.469	5
28	111		16	Jonathan SHEPPARD	Kawasaki -	5	9:02.022	1:14.879	0.070	80.80	1:44.884	4
29	26	C	13	Eiren LONGWILL	Honda -	4	7:58.092	1 Lap	1 Lap	73.28	1:57.321	4

NOT CLASSIFIED

DNF	37	C		Aldo MORELLO	BMW - UK Roofing & Plastics Supplies Ltd	3	5:09.306	2 Laps	1 Lap	84.96	1:39.764	2
DNF	131	C		Ashley FRANCIS	Kawasaki -	2	3:57.829	3 Laps	1 Lap	73.66	1:53.177	2
DNF	67	C		Andrew GOODING	Kawasaki - Mirage ltd	2	3:59.711	3 Laps	1.882	73.08	1:55.931	2
DNF	52	C		Lee BARRETT	Kawasaki - LKJ contract cleaning & dad/mum	1	1:58.404	4 Laps	1 Lap	73.98	1:58.404	1
DNF	141			Ramone DURRANI	Kawasaki - rdp plastering ltd/my wallet.com	0						
DNF	78	C		Shane HERBERT	Kawasaki - FutureMoto/ Whitecroft Lighting	0						
DNF	63	C		Keith HATTON	BMW - L.K.J. CONTRACTS	0						

FASTEST LAP

72		Michael O'BRIEN	Yamaha -	4	1:31.440	95.79 mph	154.17 kph
70	C	Jamie TIBBLE	Kawasaki - Club70	4	1:32.857	94.33 mph	151.82 kph

*** Bike 4 - Please fit a working transponder - final warning**
Class - 90% of Race Speed = 84.37 mph
Class C - 90% of Race Speed = 82.93 mph

Brands Hatch GP
Circuit Length = 2.4332 miles
Start: 13:17 Flag 13:25 End: 13:26

Weather / Track : Cloudy / Drying
These results are provisional until the conclusion of any judicial and technical matters.

Clerk Of Course :		Timekeeper :

Results can be found at www.tsl-timing.com

Printed - 13:27 Saturday, 20 August 2016

BMCRC - MRO Championships 2016 - Rnd 8 @ Brands Hatch GP

BG Products MRO Powerbikes inc Clubman 1000

RACE 2 - LAP CHART

LAP 1 @ 13:19:03.771

NO	BEHIND	LAP TIME
1		1:38.801
3	1.314	1:40.115
72	1.840	1:40.641
70	2.024	1:40.825
173	2.755	1:41.556
47	3.380	1:42.181
88	3.656	1:42.457
71	5.451	1:44.252
69	5.638	1:44.439
31	6.514	1:45.315
48	9.273	1:48.074
18	10.431	1:49.232
37	10.632	1:49.433
4	10.900	1:49.701
17	11.045	1:49.846
24	11.121	1:49.922
8	11.210	1:50.011
54	11.244	1:50.045
57	11.445	1:50.246
19	11.901	1:50.702
40	12.567	1:51.368
41	13.750	1:52.551
46	13.780	1:52.581
91	13.928	1:52.729
7	14.264	1:53.065
5	15.013	1:53.814
52	19.603	1:58.404
25	19.841	1:58.642
9	19.919	1:58.720
111	20.467	1:59.268
26	24.138	2:02.939
67	24.979	2:03.780
131	25.851	2:04.652

LAP 2 @ 13:20:36.137

NO	BEHIND	LAP TIME
1		1:32.366
3	0.747	1:31.799
72	2.924	1:33.450
173	4.292	1:33.903
70	4.486	1:34.828
88	5.340	1:34.050
47	6.160	1:35.146
69	9.628	1:36.356
71	10.644	1:37.559
31	11.827	1:37.679
18	16.339	1:38.274
48	16.879	1:39.972
37	18.030	1:39.764
17	19.372	1:40.693
57	19.428	1:40.349
24	20.086	1:41.331
8	20.496	1:41.652
54	20.606	1:41.728
40	22.791	1:42.590
19	22.941	1:43.406
41	23.751	1:42.367
7	25.810	1:43.912
91	26.308	1:44.746
4	26.500	1:47.966
46	26.616	1:45.202
5	26.983	1:44.336
25	31.745	1:44.270
9	34.066	1:46.513
111	34.736	1:46.635
131	46.662	1:53.177
67	48.544	1:55.931
26	51.359	1:59.587

LAP 3 @ 13:22:08.154

NO	BEHIND	LAP TIME
1		1:32.017
3	0.186	1:31.456
72	3.923	1:33.016
173	5.218	1:32.943
70	6.027	1:33.558
88	6.285	1:32.962
47	8.742	1:34.599
69	13.214	1:35.603
71	16.410	1:37.783
31	16.589	1:36.779
18	22.782	1:38.460
48	23.484	1:38.622
37	26.122	1:40.109
17	26.279	1:38.924
57	26.410	1:38.999
8	28.351	1:39.872
24	28.651	1:40.582
54	28.713	1:40.124
19	31.045	1:40.121
40	32.789	1:42.015
41	32.888	1:41.154
7	33.169	1:39.376
91	35.050	1:40.759
46	38.911	1:44.312
5	40.379	1:45.413
25	42.762	1:43.034
4	43.225	1:48.742
9	47.820	1:45.771
111	48.835	1:46.116
26	1:17.587	1:58.245

LAP 4 @ 13:23:39.792

NO	BEHIND	LAP TIME
1		1:31.638
3	0.383	1:31.835
72	3.725	1:31.440
173	5.178	1:31.598
70	7.246	1:32.857
88	7.622	1:32.975
47	12.075	1:34.971
69	15.247	1:33.671
31	21.009	1:36.058
71	21.551	1:36.779
18	28.445	1:37.301
48	30.294	1:38.448
17	31.368	1:36.727
57	33.016	1:38.244
54	35.739	1:38.664
8	36.174	1:39.461
24	38.992	1:41.979
19	39.117	1:39.710
7	41.448	1:39.917
40	42.096	1:40.945
41	42.359	1:41.109
91	42.694	1:39.282
46	51.898	1:44.625
5	52.880	1:44.139
25	53.130	1:42.006
4	59.661	1:48.074
9	1:00.891	1:44.709
111	1:02.081	1:44.884

LAP 5 @ 13:25:12.113

NO	BEHIND	LAP TIME
1		1:32.321
3	0.055	1:31.993
72	2.882	1:31.478
173	5.984	1:33.127
70	8.140	1:33.215
88	9.355	1:34.054
26	1 Lap	1:57.321
47	15.917	1:36.163
69	16.277	1:33.351
31	24.168	1:35.480
71	24.670	1:35.440
18	37.154	1:41.030
48	37.500	1:39.527
17	37.656	1:38.609
57	38.189	1:37.494
54	41.955	1:38.537
8	42.398	1:38.545
19	46.064	1:39.268
7	47.393	1:38.266
40	48.741	1:38.966
41	50.017	1:39.979
24	50.091	1:43.420
91	50.134	1:39.761
25	1:02.645	1:41.836
46	1:03.196	1:43.619
5	1:08.056	1:47.497
9	1:11.763	1:43.193
4	1:14.809	1:47.469
111	1:14.879	1:45.119

Weather / Track : Cloudy / Drying

Brands Hatch GP
Circuit Length = 2.4332 miles
Start: 13:17 Flag 13:25 End: 13:26

Results can be found at www.tsl-timing.com

Printed - 13:29 Saturday, 20 August 2016

BMCRC - MRO Championships 2016 - Rnd 8 @ Brands Hatch GP

BG Products MRO Powerbikes inc Clubman 1000

RACE 2 - SECTOR ANALYSIS

SECTOR 1 = FL to I1, SECTOR 2 = I1 to I2, SECTOR 3 = I2 to FL, DIFF = Difference To Personal Best Lap

P1 1 Peter BAKER Kawasaki -

IDEAL LAP TIME : 1:31.342 BEST LAP TIME : 1:31.638 DIFFERENCE : 0.296

LAP	SECTOR 1	SECTOR 2	SECTOR 3	LAP TIME	MPH	DIFF	TIME OF DAY
1 -		42.258	21.486	1:38.801	88.66	7.163	13:19:03.771
2 -	29.792	41.165	21.409	1:32.366	94.83	0.728	13:20:36.137
3 -	29.303	41.271	21.443	1:32.017 **(2)**	95.19	0.379	13:22:08.154
4 -	***29.157***	***41.045***	21.436	***1:31.638*** **(1)**	***95.59***		***13:23:39.792***
5 -	29.430	41.751	***21.140***	1:32.321 **(3)**	94.88	0.683	13:25:12.113

P2 3 Colin PARKER Yamaha - Global Robots

IDEAL LAP TIME : 1:31.288 BEST LAP TIME : 1:31.456 DIFFERENCE : 0.168

LAP	SECTOR 1	SECTOR 2	SECTOR 3	LAP TIME	MPH	DIFF	TIME OF DAY
1 -		42.639	21.648	1:40.115	87.49	8.659	13:19:05.085
2 -	29.314	41.188	21.297	1:31.799 **(2)**	95.42	0.343	13:20:36.884
3 -	29.115	41.199	21.142	***1:31.456*** **(1)**	***95.78***		***13:22:08.340***
4 -	***29.038***	41.244	21.553	1:31.835 **(3)**	95.38	0.379	13:23:40.175
5 -	29.743	***41.146***	***21.104***	1:31.993	95.22	0.537	13:25:12.168

P3 72 Michael O'BRIEN Yamaha -

IDEAL LAP TIME : 1:31.095 BEST LAP TIME : 1:31.440 DIFFERENCE : 0.345

LAP	SECTOR 1	SECTOR 2	SECTOR 3	LAP TIME	MPH	DIFF	TIME OF DAY
1 -		43.054	22.099	1:40.641	87.03	9.201	13:19:05.611
2 -	30.149	41.816	21.485	1:33.450	93.73	2.010	13:20:39.061
3 -	29.694	41.962	21.360	1:33.016 **(3)**	94.17	1.576	13:22:12.077
4 -	29.241	***41.130***	***21.069***	***1:31.440*** **(1)**	***95.79***		***13:23:43.517***
5 -	***28.896***	41.341	21.241	1:31.478 **(2)**	95.75	0.038	13:25:14.995

P4 173 Stephen DRAPER Kawasaki -

IDEAL LAP TIME : 1:31.483 BEST LAP TIME : 1:31.598 DIFFERENCE : 0.115

LAP	SECTOR 1	SECTOR 2	SECTOR 3	LAP TIME	MPH	DIFF	TIME OF DAY
1 -		43.035	21.722	1:41.556	86.25	9.958	13:19:06.526
2 -	30.000	42.141	21.762	1:33.903	93.28	2.305	13:20:40.429
3 -	29.759	42.009	***21.175***	1:32.943 **(2)**	94.24	1.345	13:22:13.372
4 -	***29.080***	***41.228***	21.290	***1:31.598*** **(1)**	***95.63***		***13:23:44.970***
5 -	29.238	41.484	22.405	1:33.127 **(3)**	94.06	1.529	13:25:18.097

P5 70 C Jamie TIBBLE Kawasaki - Club70

IDEAL LAP TIME : 1:32.853 BEST LAP TIME : 1:32.857 DIFFERENCE : 0.004

LAP	SECTOR 1	SECTOR 2	SECTOR 3	LAP TIME	MPH	DIFF	TIME OF DAY
1 -		42.811	21.841	1:40.825	86.88	7.968	13:19:05.795
2 -	30.657	42.593	21.578	1:34.828	92.37	1.971	13:20:40.623
3 -	30.382	41.765	21.411	1:33.558 **(3)**	93.63	0.701	13:22:14.181
4 -	30.050	***41.481***	***21.326***	***1:32.857*** **(1)**	***94.33***		***13:23:47.038***
5 -	***30.046***	41.538	21.631	1:33.215 **(2)**	93.97	0.358	13:25:20.253

P6 88 John BUTLER Kawasaki - Butler-Hills Ltd

IDEAL LAP TIME : 1:32.704 BEST LAP TIME : 1:32.962 DIFFERENCE : 0.258

LAP	SECTOR 1	SECTOR 2	SECTOR 3	LAP TIME	MPH	DIFF	TIME OF DAY
1 -		43.432	21.869	1:42.457	85.49	9.495	13:19:07.427
2 -	30.601	41.818	21.631	1:34.050 **(3)**	93.14	1.088	13:20:41.477
3 -	30.110	***41.472***	21.380	***1:32.962*** **(1)**	***94.23***		***13:22:14.439***
4 -	29.882	41.736	***21.357***	1:32.975 **(2)**	94.21	0.013	13:23:47.414
5 -	***29.875***	41.923	22.256	1:34.054	93.13	1.092	13:25:21.468

P7 47 Daryl DANCE YAMAHA - 2 brothers scaffolding/Dad

IDEAL LAP TIME : 1:34.497 BEST LAP TIME : 1:34.599 DIFFERENCE : 0.102

LAP	SECTOR 1	SECTOR 2	SECTOR 3	LAP TIME	MPH	DIFF	TIME OF DAY

Weather / Track : Cloudy / Drying

Brands Hatch GP
Circuit Length = 2.4332 miles
Start: 13:17 Flag 13:25 End: 13:26

BMCRC - MRO Championships 2016 - Rnd 8 @ Brands Hatch GP

BG Products MRO Powerbikes inc Clubman 1000

RACE 2 - SECTOR ANALYSIS

SECTOR 1 = FL to I1, SECTOR 2 = I1 to I2, SECTOR 3 = I2 to FL, DIFF = Difference To Personal Best Lap

1 -		43.536	22.122	1:42.181	85.72	7.582	13:19:07.151
2 -	30.678	42.444	22.024	1:35.146 (3)	92.06	0.547	13:20:42.297
3 -	30.451	***42.299***	***21.849***	***1:34.599 (1)***	***92.59***		***13:22:16.896***
4 -	***30.349***	42.616	22.006	1:34.971 (2)	92.23	0.372	13:23:51.867
5 -	31.060	43.012	22.091	1:36.163	91.09	1.564	13:25:28.030

P8 69 Phil SETON Yamaha - Seton Tuning

IDEAL LAP TIME : 1:33.336 BEST LAP TIME : 1:33.351 DIFFERENCE : 0.015

LAP	SECTOR 1	SECTOR 2	SECTOR 3	LAP TIME	MPH	DIFF	TIME OF DAY
1 -		43.694	22.375	1:44.439	83.87	11.088	13:19:09.409
2 -	31.414	42.772	22.170	1:36.356	90.91	3.005	13:20:45.765
3 -	30.905	42.711	21.987	1:35.603 (3)	91.62	2.252	13:22:21.368
4 -	30.237	41.836	***21.598***	1:33.671 (2)	93.51	0.320	13:23:55.039
5 -	***30.075***	***41.663***	21.613	***1:33.351 (1)***	***93.83***		***13:25:28.390***

P9 31 Jack CROUCHER Kawasaki -

IDEAL LAP TIME : 1:35.480 BEST LAP TIME : 1:35.480 DIFFERENCE : 0.000

LAP	SECTOR 1	SECTOR 2	SECTOR 3	LAP TIME	MPH	DIFF	TIME OF DAY
1 -		44.286	22.494	1:45.315	83.17	9.835	13:19:10.285
2 -	31.153	43.199	23.327	1:37.679	89.67	2.199	13:20:47.964
3 -	31.255	43.370	22.154	1:36.779 (3)	90.51	1.299	13:22:24.743
4 -	30.800	43.309	21.949	1:36.058 (2)	91.19	0.578	13:24:00.801
5 -	***30.714***	***42.921***	***21.845***	***1:35.480 (1)***	***91.74***		***13:25:36.281***

P10 71 C Tom NORTON Kawasaki -

IDEAL LAP TIME : 1:35.440 BEST LAP TIME : 1:35.440 DIFFERENCE : 0.000

LAP	SECTOR 1	SECTOR 2	SECTOR 3	LAP TIME	MPH	DIFF	TIME OF DAY
1 -		44.219	22.444	1:44.252	84.02	8.812	13:19:09.222
2 -	31.377	43.685	22.497	1:37.559 (3)	89.79	2.119	13:20:46.781
3 -	31.575	43.875	22.333	1:37.783	89.58	2.343	13:22:24.564
4 -	30.966	43.702	22.111	1:36.779 (2)	90.51	1.339	13:24:01.343
5 -	***30.924***	***42.507***	***22.009***	***1:35.440 (1)***	***91.78***		***13:25:36.783***

P11 18 David GOWEN Yamaha - L&G Engineering / Tinklers

IDEAL LAP TIME : 1:37.301 BEST LAP TIME : 1:37.301 DIFFERENCE : 0.000

LAP	SECTOR 1	SECTOR 2	SECTOR 3	LAP TIME	MPH	DIFF	TIME OF DAY
1 -		45.267	24.053	1:49.232	80.19	11.931	13:19:14.202
2 -	31.385	43.902	22.987	1:38.274 (2)	89.13	0.973	13:20:52.476
3 -	31.610	44.119	22.731	1:38.460 (3)	88.96	1.159	13:22:30.936
4 -	***31.215***	***43.542***	***22.544***	***1:37.301 (1)***	***90.02***		***13:24:08.237***
5 -	33.177	44.966	22.887	1:41.030	86.70	3.729	13:25:49.267

P12 48 C Christos BOUZOUKIS BMW -

IDEAL LAP TIME : 1:38.052 BEST LAP TIME : 1:38.448 DIFFERENCE : 0.396

LAP	SECTOR 1	SECTOR 2	SECTOR 3	LAP TIME	MPH	DIFF	TIME OF DAY
1 -		45.075	23.959	1:48.074	81.05	9.626	13:19:13.044
2 -	32.121	44.755	23.096	1:39.972	87.62	1.524	13:20:53.016
3 -	31.823	***43.985***	22.814	1:38.622 (2)	88.82	0.174	13:22:31.638
4 -	***31.308***	44.381	***22.759***	***1:38.448 (1)***	***88.97***		***13:24:10.086***
5 -	31.722	44.693	23.112	1:39.527 (3)	88.01	1.079	13:25:49.613

P13 17 C Luke ZUCHOWSKI BMW -

IDEAL LAP TIME : 1:36.727 BEST LAP TIME : 1:36.727 DIFFERENCE : 0.000

LAP	SECTOR 1	SECTOR 2	SECTOR 3	LAP TIME	MPH	DIFF	TIME OF DAY
1 -		45.816	24.381	1:49.846	79.74	13.119	13:19:14.816
2 -	32.926	44.850	22.917	1:40.693	86.99	3.966	13:20:55.509
3 -	31.933	44.151	22.840	1:38.924 (3)	88.55	2.197	13:22:34.433
4 -	***30.909***	***43.400***	***22.418***	***1:36.727 (1)***	***90.56***		***13:24:11.160***

Weather / Track : Cloudy / Drying

Brands Hatch GP
Circuit Length = 2.4332 miles
Start: 13:17 Flag 13:25 End: 13:26

BMCRC - MRO Championships 2016 - Rnd 8 @ Brands Hatch GP

BG Products MRO Powerbikes inc Clubman 1000

RACE 2 - SECTOR ANALYSIS

SECTOR 1 = FL to I1, SECTOR 2 = I1 to I2, SECTOR 3 = I2 to FL, DIFF = Difference To Personal Best Lap

5 -	31.023	44.243	23.343	1:38.609 **(2)**	88.83	1.882	13:25:49.769

P14 57 C David MILLS Kawasaki - Area Fifty One Racing

IDEAL LAP TIME : 1:37.336 BEST LAP TIME : 1:37.494 DIFFERENCE : 0.158

LAP	SECTOR 1	SECTOR 2	SECTOR 3	LAP TIME	MPH	DIFF	TIME OF DAY
1 -		45.480	24.097	1:50.246	79.45	12.752	13:19:15.216
2 -	32.294	44.871	23.184	1:40.349	87.29	2.855	13:20:55.565
3 -	31.726	44.487	22.786	1:38.999 **(3)**	88.48	1.505	13:22:34.564
4 -	31.896	44.013	***22.335***	1:38.244 **(2)**	89.16	0.750	13:24:12.808
5 -	***31.385***	***43.616***	22.493	***1:37.494*** **(1)**	***89.85***		***13:25:50.302***

P15 54 Andy SAUNDERS BMW - Icon Racing

IDEAL LAP TIME : 1:38.447 BEST LAP TIME : 1:38.537 DIFFERENCE : 0.090

LAP	SECTOR 1	SECTOR 2	SECTOR 3	LAP TIME	MPH	DIFF	TIME OF DAY
1 -		45.701	23.472	1:50.045	79.60	11.508	13:19:15.015
2 -	34.059	44.659	23.010	1:41.728	86.11	3.191	13:20:56.743
3 -	32.651	44.377	23.096	1:40.124 **(3)**	87.48	1.587	13:22:36.867
4 -	31.931	***43.884***	***22.849***	1:38.664 **(2)**	88.78	0.127	13:24:15.531
5 -	***31.714***	43.916	22.907	***1:38.537*** **(1)**	***88.89***		***13:25:54.068***

P16 8 John COUGHLAN Aprilia - BIKERSWORLD

IDEAL LAP TIME : 1:38.425 BEST LAP TIME : 1:38.545 DIFFERENCE : 0.120

LAP	SECTOR 1	SECTOR 2	SECTOR 3	LAP TIME	MPH	DIFF	TIME OF DAY
1 -		45.597	23.912	1:50.011	79.62	11.466	13:19:14.981
2 -	33.750	44.593	23.309	1:41.652	86.17	3.107	13:20:56.633
3 -	32.397	44.544	22.931	1:39.872 **(3)**	87.71	1.327	13:22:36.505
4 -	***31.852***	44.506	23.103	1:39.461 **(2)**	88.07	0.916	13:24:15.966
5 -	31.972	***43.806***	***22.767***	***1:38.545*** **(1)**	***88.89***		***13:25:54.511***

P17 19 C Chris LAY Kawasaki -

IDEAL LAP TIME : 1:39.204 BEST LAP TIME : 1:39.268 DIFFERENCE : 0.064

LAP	SECTOR 1	SECTOR 2	SECTOR 3	LAP TIME	MPH	DIFF	TIME OF DAY
1 -		45.636	23.718	1:50.702	79.12	11.434	13:19:15.672
2 -	33.668	46.556	23.182	1:43.406	84.71	4.138	13:20:59.078
3 -	31.952	45.065	23.104	1:40.121 **(3)**	87.49	0.853	13:22:39.199
4 -	***31.692***	44.710	23.308	1:39.710 **(2)**	87.85	0.442	13:24:18.909
5 -	31.756	***44.426***	***23.086***	***1:39.268*** **(1)**	***88.24***		***13:25:58.177***

P18 7 C John DAVIS Yamaha -

IDEAL LAP TIME : 1:38.266 BEST LAP TIME : 1:38.266 DIFFERENCE : 0.000

LAP	SECTOR 1	SECTOR 2	SECTOR 3	LAP TIME	MPH	DIFF	TIME OF DAY
1 -		46.390	23.898	1:53.065	77.47	14.799	13:19:18.035
2 -	33.301	46.487	24.124	1:43.912	84.30	5.646	13:21:01.947
3 -	31.759	44.332	23.285	1:39.376 **(2)**	88.14	1.110	13:22:41.323
4 -	32.432	44.496	22.989	1:39.917 **(3)**	87.67	1.651	13:24:21.240
5 -	***31.450***	***44.255***	***22.561***	***1:38.266*** **(1)**	***89.14***		***13:25:59.506***

P19 40 C Martin RONALDSON Kawasaki -

IDEAL LAP TIME : 1:38.966 BEST LAP TIME : 1:38.966 DIFFERENCE : 0.000

LAP	SECTOR 1	SECTOR 2	SECTOR 3	LAP TIME	MPH	DIFF	TIME OF DAY
1 -		46.462	23.697	1:51.368	78.65	12.402	13:19:16.338
2 -	33.093	46.132	23.365	1:42.590	85.38	3.624	13:20:58.928
3 -	32.704	45.842	23.469	1:42.015 **(3)**	85.86	3.049	13:22:40.943
4 -	32.548	45.256	23.141	1:40.945 **(2)**	86.77	1.979	13:24:21.888
5 -	***31.824***	***44.227***	***22.915***	***1:38.966*** **(1)**	***88.51***		***13:26:00.854***

Weather / Track : Cloudy / Drying

Brands Hatch GP
Circuit Length = 2.4332 miles
Start: 13:17 Flag 13:25 End: 13:26

BMCRC - MRO Championships 2016 - Rnd 8 @ Brands Hatch GP

BG Products MRO Powerbikes inc Clubman 1000

RACE 2 - SECTOR ANALYSIS

SECTOR 1 = FL to I1, SECTOR 2 = I1 to I2, SECTOR 3 = I2 to FL, DIFF = Difference To Personal Best Lap

P20 41 David ABRAHAM Kawasaki - Cambridge Motorcycles

IDEAL LAP TIME : 1:39.478 BEST LAP TIME : 1:39.979 DIFFERENCE : 0.501

LAP	SECTOR 1	SECTOR 2	SECTOR 3	LAP TIME	MPH	DIFF	TIME OF DAY
1 -		46.418	23.938	1:52.551	77.82	12.572	13:19:17.521
2 -	32.639	46.637	23.091	1:42.367	85.57	2.388	13:20:59.888
3 -	32.223	45.601	23.330	1:41.154 (3)	86.59	1.175	13:22:41.042
4 -	32.173	45.901	***23.035***	1:41.109 (2)	86.63	1.130	13:24:22.151
5 -	***31.953***	***44.490***	23.536	***1:39.979 (1)***	***87.61***		***13:26:02.130***

P21 24 Alan SMITH Kawasaki - Mervyn Lambert Plant / Orwells Mcs

IDEAL LAP TIME : 1:40.342 BEST LAP TIME : 1:40.582 DIFFERENCE : 0.240

LAP	SECTOR 1	SECTOR 2	SECTOR 3	LAP TIME	MPH	DIFF	TIME OF DAY
1 -		45.678	24.063	1:49.922	79.69	9.340	13:19:14.892
2 -	33.240	44.908	***23.183***	1:41.331 (2)	86.44	0.749	13:20:56.223
3 -	***32.392***	***44.767***	23.423	***1:40.582 (1)***	***87.09***		***13:22:36.805***
4 -	33.011	45.448	23.520	1:41.979 (3)	85.89	1.397	13:24:18.784
5 -	32.897	46.318	24.205	1:43.420	84.70	2.838	13:26:02.204

P22 91 Dave NORTON BMW - Strawberry racing

IDEAL LAP TIME : 1:39.082 BEST LAP TIME : 1:39.282 DIFFERENCE : 0.200

LAP	SECTOR 1	SECTOR 2	SECTOR 3	LAP TIME	MPH	DIFF	TIME OF DAY
1 -		47.256	23.797	1:52.729	77.70	13.447	13:19:17.699
2 -	33.377	47.105	24.264	1:44.746	83.62	5.464	13:21:02.445
3 -	32.943	45.096	***22.720***	1:40.759 (3)	86.93	1.477	13:22:43.204
4 -	31.913	***44.537***	22.832	***1:39.282 (1)***	***88.23***		***13:24:22.486***
5 -	***31.825***	44.636	23.300	1:39.761 (2)	87.80	0.479	13:26:02.247

P23 25 C Louis BARTLETT Kawasaki - Mcmillian williams Solicitors

IDEAL LAP TIME : 1:41.557 BEST LAP TIME : 1:41.836 DIFFERENCE : 0.279

LAP	SECTOR 1	SECTOR 2	SECTOR 3	LAP TIME	MPH	DIFF	TIME OF DAY
1 -		48.708	25.591	1:58.642	73.83	16.806	13:19:23.612
2 -	33.386	46.553	24.331	1:44.270	84.01	2.434	13:21:07.882
3 -	32.763	45.759	24.512	1:43.034 (3)	85.01	1.198	13:22:50.916
4 -	32.902	***45.531***	23.573	1:42.006 (2)	85.87	0.170	13:24:32.922
5 -	***32.458***	45.810	***23.568***	***1:41.836 (1)***	***86.01***		***13:26:14.758***

P24 46 C Simon GATES Yamaha - No Talentino Rossi (Team FATI Yamaha)

IDEAL LAP TIME : 1:43.399 BEST LAP TIME : 1:43.619 DIFFERENCE : 0.220

LAP	SECTOR 1	SECTOR 2	SECTOR 3	LAP TIME	MPH	DIFF	TIME OF DAY
1 -		46.969	24.103	1:52.581	77.80	8.962	13:19:17.551
2 -	***33.464***	47.467	24.271	1:45.202	83.26	1.583	13:21:02.753
3 -	34.332	***46.368***	23.612	1:44.312 (2)	83.97	0.693	13:22:47.065
4 -	34.113	46.654	23.858	1:44.625 (3)	83.72	1.006	13:24:31.690
5 -	33.660	46.392	***23.567***	***1:43.619 (1)***	***84.53***		***13:26:15.309***

P25 5 C Vincent BUTLER Yamaha -

IDEAL LAP TIME : 1:43.450 BEST LAP TIME : 1:44.139 DIFFERENCE : 0.689

LAP	SECTOR 1	SECTOR 2	SECTOR 3	LAP TIME	MPH	DIFF	TIME OF DAY
1 -		47.601	23.812	1:53.814	76.96	9.675	13:19:18.784
2 -	***33.648***	46.743	23.945	1:44.336 (2)	83.95	0.197	13:21:03.120
3 -	34.235	47.548	***23.630***	1:45.413 (3)	83.10	1.274	13:22:48.533
4 -	34.141	***46.172***	23.826	***1:44.139 (1)***	***84.11***		***13:24:32.672***
5 -	35.037	48.383	24.077	1:47.497	81.48	3.358	13:26:20.169

P26 9 C Mark O'BRIEN Ducati - obrienhifi.com

IDEAL LAP TIME : 1:43.193 BEST LAP TIME : 1:43.193 DIFFERENCE : 0.000

LAP	SECTOR 1	SECTOR 2	SECTOR 3	LAP TIME	MPH	DIFF	TIME OF DAY

Weather / Track : Cloudy / Drying

Brands Hatch GP
Circuit Length = 2.4332 miles
Start: 13:17 Flag 13:25 End: 13:26

BMCRC - MRO Championships 2016 - Rnd 8 @ Brands Hatch GP

BG Products MRO Powerbikes inc Clubman 1000

RACE 2 - SECTOR ANALYSIS

SECTOR 1 = FL to I1, SECTOR 2 = I1 to I2, SECTOR 3 = I2 to FL, DIFF = Difference To Personal Best Lap

1 -		49.496	25.176	1:58.720	73.78	15.527	13:19:23.690
2 -	34.386	48.040	24.087	1:46.513	82.24	3.320	13:21:10.203
3 -	33.820	47.939	24.012	1:45.771 (3)	82.81	2.578	13:22:55.974
4 -	33.825	47.297	23.587	1:44.709 (2)	83.65	1.516	13:24:40.683
5 -	***32.992***	***46.726***	***23.475***	***1:43.193 (1)***	***84.88***		***13:26:23.876***

P27 4 Chad HASHMI Kawasaki -

IDEAL LAP TIME : BEST LAP TIME : 1:47.469 DIFFERENCE :

LAP	SECTOR 1	SECTOR 2	SECTOR 3	LAP TIME	MPH	DIFF	TIME OF DAY
1 -				1:49.701	79.85	2.232	13:19:14.671
2 -				1:47.966 (2)	81.13	0.497	13:21:02.637
3 -				1:48.742	80.55	1.273	13:22:51.379
4 -				1:48.074 (3)	81.05	0.605	13:24:39.453
5 -				***1:47.469 (1)***	***81.51***		***13:26:26.922***

P28 111 Jonathan SHEPPARD Kawasaki -

IDEAL LAP TIME : 1:44.324 BEST LAP TIME : 1:44.884 DIFFERENCE : 0.560

LAP	SECTOR 1	SECTOR 2	SECTOR 3	LAP TIME	MPH	DIFF	TIME OF DAY
1 -		49.680	25.243	1:59.268	73.44	14.384	13:19:24.238
2 -	34.383	48.001	24.251	1:46.635	82.14	1.751	13:21:10.873
3 -	33.827	47.935	24.354	1:46.116 (3)	82.54	1.232	13:22:56.989
4 -	34.003	***46.666***	***24.215***	***1:44.884 (1)***	***83.51***		***13:24:41.873***
5 -	***33.443***	46.821	24.855	1:45.119 (2)	83.33	0.235	13:26:26.992

P29 26 C Eiren LONGWILL Honda -

IDEAL LAP TIME : 1:54.559 BEST LAP TIME : 1:57.321 DIFFERENCE : 2.762

LAP	SECTOR 1	SECTOR 2	SECTOR 3	LAP TIME	MPH	DIFF	TIME OF DAY
1 -		***50.614***	***26.613***	2:02.939	71.25	5.618	13:19:27.909
2 -	39.200	52.453	27.934	1:59.587 (3)	73.25	2.266	13:21:27.496
3 -	37.702	53.122	27.421	1:58.245 (2)	74.08	0.924	13:23:25.741
4 -	***37.332***	52.237	27.752	***1:57.321 (1)***	***74.66***		***13:25:23.062***

P30 37 C Aldo MORELLO BMW - UK Roofing & Plastics Supplies Ltd

IDEAL LAP TIME : 1:39.648 BEST LAP TIME : 1:39.764 DIFFERENCE : 0.116

LAP	SECTOR 1	SECTOR 2	SECTOR 3	LAP TIME	MPH	DIFF	TIME OF DAY
1 -		45.662	24.367	1:49.433 (3)	80.04	9.669	13:19:14.403
2 -	31.853	***44.715***	23.196	***1:39.764 (1)***	***87.80***		***13:20:54.167***
3 -	***31.770***	45.176	***23.163***	1:40.109 (2)	87.50	0.345	13:22:34.276

P31 131 C Ashley FRANCIS Kawasaki -

IDEAL LAP TIME : 1:53.177 BEST LAP TIME : 1:53.177 DIFFERENCE : 0.000

LAP	SECTOR 1	SECTOR 2	SECTOR 3	LAP TIME	MPH	DIFF	TIME OF DAY
1 -		51.750	26.327	2:04.652 (2)	70.27	11.475	13:19:29.622
2 -	***36.464***	***51.121***	***25.592***	***1:53.177 (1)***	***77.39***		***13:21:22.799***

P32 67 C Andrew GOODING Kawasaki - Mirage ltd

IDEAL LAP TIME : 1:54.128 BEST LAP TIME : 1:55.931 DIFFERENCE : 1.803

LAP	SECTOR 1	SECTOR 2	SECTOR 3	LAP TIME	MPH	DIFF	TIME OF DAY
1 -		***51.577***	***26.049***	2:03.780 (2)	70.76	7.849	13:19:28.750
2 -	***36.502***	52.786	26.643	***1:55.931 (1)***	***75.56***		***13:21:24.681***

P33 52 C Lee BARRETT Kawasaki - LKJ contract cleaning & dad/mum

IDEAL LAP TIME : 1:51.662 BEST LAP TIME : 1:58.404 DIFFERENCE : 6.742

LAP	SECTOR 1	SECTOR 2	SECTOR 3	LAP TIME	MPH	DIFF	TIME OF DAY
1 -		***48.939***	***25.705***	***1:58.404 (1)***	***73.98***		***13:19:23.374***

Weather / Track : Cloudy / Drying

Brands Hatch GP
Circuit Length = 2.4332 miles
Start: 13:17 Flag 13:25 End: 13:26

BMCRC - MRO Championships 2016 - Rnd 8 @ Brands Hatch GP

BG Products MRO Powerbikes inc Clubman 1000

RACE 2 - BEST SECTORS

	SECTOR 1			SECTOR 2			SECTOR 3			IDEAL / BEST COMPARISON					
POS	NO	NAME	TIME	NO	NAME	TIME	NO	NAME	TIME	POS	NO	NAME	IDEAL	BEST	DIFF
												PERFECT LAP	1:31.010		
1	72	O'BRIEN	28.896	1	BAKER	41.045	72	O'BRIEN	21.069	1	72	O'BRIEN	1:31.095	1:31.440	0.345
2	3	PARKER	29.038	72	O'BRIEN	41.130	3	PARKER	21.104	2	3	PARKER	1:31.288	1:31.456	0.168
3	173	DRAPER	29.080	3	PARKER	41.146	1	BAKER	21.140	3	1	BAKER	1:31.342	1:31.638	0.296
4	1	BAKER	29.157	173	DRAPER	41.228	173	DRAPER	21.175	4	173	DRAPER	1:31.483	1:31.598	0.115
5	88	BUTLER	29.875	88	BUTLER	41.472	70	TIBBLE	21.326	5	88	BUTLER	1:32.704	1:32.962	0.258
6	70	TIBBLE	30.046	70	TIBBLE	41.481	88	BUTLER	21.357	6	70	TIBBLE	1:32.853	1:32.857	0.004
7	69	SETON	30.075	69	SETON	41.663	69	SETON	21.598	7	69	SETON	1:33.336	1:33.351	0.015
8	47	DANCE	30.349	47	DANCE	42.299	31	CROUCHER	21.845	8	47	DANCE	1:34.497	1:34.599	0.102
9	31	CROUCHER	30.714	71	NORTON	42.507	47	DANCE	21.849	9	71	NORTON	1:35.440	1:35.440	0.000
10	17	ZUCHOWSKI	30.909	31	CROUCHER	42.921	71	NORTON	22.009	10	31	CROUCHER	1:35.480	1:35.480	0.000
11	71	NORTON	30.924	17	ZUCHOWSKI	43.400	57	MILLS	22.335	11	17	ZUCHOWSKI	1:36.727	1:36.727	0.000
12	18	GOWEN	31.215	18	GOWEN	43.542	17	ZUCHOWSKI	22.418	12	18	GOWEN	1:37.301	1:37.301	0.000
13	48	BOUZOUKIS	31.308	57	MILLS	43.616	18	GOWEN	22.544	13	57	MILLS	1:37.336	1:37.494	0.158
14	57	MILLS	31.385	8	COUGHLAN	43.806	7	DAVIS	22.561	14	48	BOUZOUKIS	1:38.052	1:38.448	0.396
15	7	DAVIS	31.450	54	SAUNDERS	43.884	91	NORTON	22.720	15	7	DAVIS	1:38.266	1:38.266	0.000
16	19	LAY	31.692	48	BOUZOUKIS	43.985	48	BOUZOUKIS	22.759	16	8	COUGHLAN	1:38.425	1:38.545	0.120
17	54	SAUNDERS	31.714	40	RONALDSON	44.227	8	COUGHLAN	22.767	17	54	SAUNDERS	1:38.447	1:38.537	0.090
18	37	MORELLO	31.770	7	DAVIS	44.255	54	SAUNDERS	22.849	18	40	RONALDSON	1:38.966	1:38.966	0.000
19	40	RONALDSON	31.824	19	LAY	44.426	40	RONALDSON	22.915	19	91	NORTON	1:39.082	1:39.282	0.200
20	91	NORTON	31.825	78	HERBERT	44.480	41	ABRAHAM	23.035	20	19	LAY	1:39.204	1:39.268	0.064
21	8	COUGHLAN	31.852	41	ABRAHAM	44.490	19	LAY	23.086	21	41	ABRAHAM	1:39.478	1:39.979	0.501
22	41	ABRAHAM	31.953	91	NORTON	44.537	37	MORELLO	23.163	22	37	MORELLO	1:39.648	1:39.764	0.116
23	24	SMITH	32.392	37	MORELLO	44.715	24	SMITH	23.183	23	24	SMITH	1:40.342	1:40.582	0.240
24	25	BARTLETT	32.458	24	SMITH	44.767	9	O'BRIEN	23.475	24	25	BARTLETT	1:41.557	1:41.836	0.279
25	9	O'BRIEN	32.992	25	BARTLETT	45.531	46	GATES	23.567	25	9	O'BRIEN	1:43.193	1:43.193	0.000
26	111	SHEPPARD	33.443	5	BUTLER	46.172	25	BARTLETT	23.568	26	46	GATES	1:43.399	1:43.619	0.220
27	46	GATES	33.464	46	GATES	46.368	5	BUTLER	23.630	27	5	BUTLER	1:43.450	1:44.139	0.689
28	5	BUTLER	33.648	111	SHEPPARD	46.666	111	SHEPPARD	24.215	28	111	SHEPPARD	1:44.324	1:44.884	0.560
29	131	FRANCIS	36.464	9	O'BRIEN	46.726	131	FRANCIS	25.592	29	52	BARRETT	1:51.662	1:58.404	6.742
30	67	GOODING	36.502	52	BARRETT	48.939	52	BARRETT	25.705	30	131	FRANCIS	1:53.177	1:53.177	0.000
31	52	BARRETT	37.018	26	LONGWILL	50.614	67	GOODING	26.049	31	67	GOODING	1:54.128	1:55.931	1.803
32	26	LONGWILL	37.332	131	FRANCIS	51.121	26	LONGWILL	26.613	32	26	LONGWILL	1:54.559	1:57.321	2.762
33				67	GOODING	51.577				33	4	HASHMI		1:47.469	
34															
35															
36															

Weather / Track : Cloudy / Drying

Brands Hatch GP
Circuit Length = 2.4332 miles
Start: 13:17 Flag 13:25 End: 13:26

Results can be found at www.tsl-timing.com

Printed - 13:28 Saturday, 20 August 2016

BMCRC - MRO Championships 2016 - Rnd 8 @ Brands Hatch GP

BG Products MRO Powerbikes inc Clubman 1000

RACE 13 - GRID (5 Laps)

ROW 14			41	145 Paul LEWIS		40	50 Paul PRICE	
ROW 13			39	44 Kevan BARRETT		38	74 Andrew BURKE	37 11 Mick WHALLEY
ROW 12	36	63 Keith HATTON	35	141 Ramone DURRANI		34	78 Shane HERBERT	
ROW 11			33	52 Lee BARRETT	1:58.404	32	26 Eiren LONGWILL	1:57.321 31 67 Andrew GOODING 1:55.931
ROW 10	30	131 Ashley FRANCIS	1:53.177	29	4 Chad HASHMI	1:47.469	28	111 Jonathan SHEPPARD 1:44.884
ROW 9			27	5 Vincent BUTLER	1:44.139	26	46 Simon GATES	1:43.619 25 9 Mark O'BRIEN 1:43.193
ROW 8	24	25 Louis BARTLETT	1:41.836	23	24 Alan SMITH	1:40.582	22	41 David ABRAHAM 1:39.979
ROW 7			21	37 Aldo MORELLO	1:39.764	20	91 Dave NORTON	1:39.282 19 19 Chris LAY 1:39.268
ROW 6	18	40 Martin RONALDSON	1:38.966	17	8 John COUGHLAN	1:38.545	16	54 Andy SAUNDERS 1:38.537
ROW 5			15	48 Christos BOUZOUKIS	1:38.448	14	7 John DAVIS	1:38.266 13 57 David MILLS 1:37.494
ROW 4	12	18 David GOWEN	1:37.301	11	17 Luke ZUCHOWSKI	1:36.727	10	31 Jack CROUCHER 1:35.480
ROW 3			9	71 Tom NORTON	1:35.440	8	47 Daryl DANCE	1:34.599 7 69 Phil SETON 1:33.351
ROW 2	6	88 John BUTLER	1:32.962	5	70 Jamie TIBBLE	1:32.857	4	1 Peter BAKER 1:31.638
ROW 1			3	173 Stephen DRAPER	1:31.598	2	3 Colin PARKER	1:31.456 1 72 Michael O'BRIEN 1:31.440

Pole

Brands Hatch GP
Circuit Length = 2.4332 miles

These results are provisional until the conclusion of any judicial and technical matters.

Clerk Of Course :		Timekeeper :

Results can be found at www.tsl-timing.com

Printed - 13:32 Saturday, 20 August 2016

BMCRC - MRO Championships 2016 - Rnd 8 @ Brands Hatch GP

BG Products MRO Powerbikes inc Clubman 1000

RACE 13 - CLASSIFICATION

POS	NO	CL	PIC	NAME	ENTRY	LAPS	TIME	GAP	DIFF	MPH	BEST	ON
1	72		1	Michael O'BRIEN	Yamaha -	5	7:34.860			96.29	1:29.403	4
2	1		2	Peter BAKER	Kawasaki -	5	7:35.387	0.527	0.527	96.18	1:29.439	4
3	3		3	Colin PARKER	Yamaha - Global Robots	5	7:35.837	0.977	0.450	96.08	1:29.683	5
4	173		4	Stephen DRAPER	Kawasaki -	5	7:44.491	9.631	8.654	94.29	1:31.063	5
5	70	C	1	Jamie TIBBLE	Kawasaki - Club70	5	7:47.780	12.920	3.289	93.63	1:31.978	5
6	69		5	Phil SETON	Yamaha - Seton Tuning	5	7:48.228	13.368	0.448	93.54	1:32.102	5
7	31		6	Jack CROUCHER	Kawasaki -	5	7:52.836	17.976	4.608	92.63	1:32.749	5
8	71	C	2	Tom NORTON	Kawasaki -	5	7:59.305	24.445	6.469	91.38	1:34.400	2
9	18		7	David GOWEN	Yamaha - L&G Engineering / Tinklers	5	7:59.951	25.091	0.646	91.25	1:34.351	5
10	48	C	3	Christos BOUZOUKIS	BMW -	5	8:05.238	30.378	5.287	90.26	1:35.007	4
11	4		8	Chad HASHMI	Kawasaki -	5	8:05.308	30.448	0.070	90.25	1:35.080	5
12	24		9	Alan SMITH	Kawasaki - Mervyn Lambert Plant / Orwells Mcs	5	8:06.845	31.985	1.537	89.96	1:34.862	5
13	8		10	John COUGHLAN	Aprilia - BIKERSWORLD	5	8:07.386	32.526	0.541	89.86	1:35.434	4
14	57	C	4	David MILLS	Kawasaki - Area Fifty One Racing	5	8:10.057	35.197	2.671	89.37	1:36.053	5
15	17	C	5	Luke ZUCHOWSKI	BMW -	5	8:10.686	35.826	0.629	89.26	1:36.152	5
16	54		11	Andy SAUNDERS	BMW - Icon Racing	5	8:14.893	40.033	4.207	88.50	1:36.683	3
17	78	C	6	Shane HERBERT	Kawasaki - FutureMoto/ Whitecroft Lighting	5	8:17.079	42.219	2.186	88.11	1:35.733	5
18	37	C	7	Aldo MORELLO	BMW - UK Roofing & Plastics Supplies Ltd	5	8:18.539	43.679	1.460	87.85	1:37.162	2
19	19	C	8	Chris LAY	Kawasaki -	5	8:18.622	43.762	0.083	87.84	1:37.193	2
20	91		12	Dave NORTON	BMW - Strawberry racing	5	8:21.290	46.430	2.668	87.37	1:38.250	5
21	40	C	9	Martin RONALDSON	Kawasaki -	5	8:21.472	46.612	0.182	87.34	1:38.113	5
22	46	C	10	Simon GATES	Yamaha - No Talentino Rossi (Team FATI Yamaha)	5	8:21.769	46.909	0.297	87.28	1:37.990	5
23	7	C	11	John DAVIS	Yamaha -	5	8:27.676	52.816	5.907	86.27	1:39.125	5
24	41		13	David ABRAHAM	Kawasaki - Cambridge Motorcycles	5	8:30.282	55.422	2.606	85.83	1:38.906	2
25	9	C	12	Mark O'BRIEN	Ducati - obrienhifi.com	5	8:34.255	59.395	3.973	85.17	1:40.704	5
26	5	C	13	Vincent BUTLER	Yamaha -	5	8:39.857	1:04.997	5.602	84.25	1:42.483	2
27	67	C	14	Andrew GOODING	Kawasaki - Mirage ltd	5	8:40.377	1:05.517	0.520	84.16	1:42.250	5
28	52	C	15	Lee BARRETT	Kawasaki - LKJ contract cleaning & dad/mum	5	8:41.517	1:06.657	1.140	83.98	1:42.103	2
29	111		14	Jonathan SHEPPARD	Kawasaki -	5	8:43.065	1:08.205	1.548	83.73	1:41.870	3
30	131	C	16	Ashley FRANCIS	Kawasaki -	5	8:43.199	1:08.339	0.134	83.71	1:41.735	3
31	63	C	17	Keith HATTON	BMW - L.K.J. CONTRACTS	5	8:45.207	1:10.347	2.008	83.39	1:42.306	3
32	26	C	18	Eiren LONGWILL	Honda -	5	8:54.855	1:19.995	9.648	81.88	1:43.220	3
33	44	C	19	Kevan BARRETT	Kawasaki - LKJ Contracts	5	9:12.081	1:37.221	17.226	79.33	1:47.220	2
					NOT CLASSIFIED							
DNF	141			Ramone DURRANI	Kawasaki - rdp plastering ltd/my wallet.com	4	6:32.561	1 Lap	1 Lap	89.25	1:35.200	4
DNF	25	C		Louis BARTLETT	Kawasaki - Mcmillian williams Solicitors	4	6:58.495	1 Lap	25.934	83.72	1:42.082	2
DNF	47			Daryl DANCE	YAMAHA - 2 brothers scaffolding/Dad	3	4:42.546	2 Laps	1 Lap	93.00	1:31.920	3
					FASTEST LAP							
	72			Michael O'BRIEN	Yamaha -	4	1:29.403		97.98 mph		157.68 kph	
	70	C		Jamie TIBBLE	Kawasaki - Club70	5	1:31.978		95.23 mph		153.27 kph	

Class - 90% of Race Speed = 86.66 mph
Class C - 90% of Race Speed = 84.26 mph

Brands Hatch GP
Circuit Length = 2.4332 miles
Start: 16:52 Flag 16:59 End: 17:01

Weather / Track : Cloudy / Dry
These results are provisional until the conclusion of any judicial and technical matters.

Clerk Of Course :		Timekeeper :

Results can be found at www.tsl-timing.com

Printed - 17:02 Saturday, 20 August 2016

BMCRC - MRO Championships 2016 - Rnd 8 @ Brands Hatch GP

BG Products MRO Powerbikes inc Clubman 1000

RACE 13 - LAP CHART

LAP 1 @ 16:53:53.526

NO	BEHIND	LAP TIME
72		1:35.352
3	0.624	1:35.976
1	0.691	1:36.043
173	2.721	1:38.073
70	3.071	1:38.423
47	3.178	1:38.530
69	3.329	1:38.681
31	3.707	1:39.059
71	5.797	1:41.149
18	6.229	1:41.581
8	7.308	1:42.660
17	7.910	1:43.262
4	8.312	1:43.664
48	8.668	1:44.020
24	8.945	1:44.297
57	9.389	1:44.741
54	9.907	1:45.259
37	10.683	1:46.035
141	10.991	1:46.343
19	11.201	1:46.553
91	11.550	1:46.902
40	11.824	1:47.176
46	12.296	1:47.648
41	12.917	1:48.269
7	13.096	1:48.448
5	13.994	1:49.346
78	14.251	1:49.603
67	14.906	1:50.258
9	15.176	1:50.528
52	16.115	1:51.467
25	16.587	1:51.939
111	17.434	1:52.786
131	17.586	1:52.938
63	18.382	1:53.734
26	18.926	1:54.278
44	20.478	1:55.830

LAP 2 @ 16:55:24.071

NO	BEHIND	LAP TIME
72		1:30.545
1	0.178	1:30.032
3	0.618	1:30.539
173	4.503	1:32.327
47	4.729	1:32.096
70	5.160	1:32.634
69	5.317	1:32.533
31	6.647	1:33.485
71	9.652	1:34.400
18	10.038	1:34.354
4	13.146	1:35.379
48	14.156	1:36.033
8	14.596	1:37.833
17	14.820	1:37.455
24	14.929	1:36.529
57	15.748	1:36.904
141	15.823	1:35.377
54	16.641	1:37.279
37	17.300	1:37.162
19	17.849	1:37.193
91	19.499	1:38.494
40	20.170	1:38.891
46	20.656	1:38.905
41	21.278	1:38.906
7	21.758	1:39.207
78	21.827	1:38.121
9	25.561	1:40.930
5	25.932	1:42.483
67	26.738	1:42.377
52	27.673	1:42.103
25	28.124	1:42.082
111	29.126	1:42.237
131	29.345	1:42.304
63	30.352	1:42.515
26	32.294	1:43.913
44	37.153	1:47.220

LAP 3 @ 16:56:54.019

NO	BEHIND	LAP TIME
72		1:29.948
1	0.224	1:29.994
3	0.621	1:29.951
173	6.083	1:31.528
47	6.701	1:31.920
70	7.320	1:32.108
69	7.707	1:32.338
31	10.992	1:34.293
71	14.195	1:34.491
18	15.112	1:35.022
4	18.345	1:35.147
48	19.320	1:35.112
8	20.614	1:35.966
24	20.805	1:35.824
141	21.516	1:35.641
17	22.001	1:37.129
57	22.029	1:36.229
54	23.376	1:36.683
37	25.648	1:38.296
19	26.116	1:38.215
91	28.275	1:38.724
40	28.915	1:38.693
78	28.937	1:37.058
46	29.523	1:38.815
41	31.492	1:40.162
7	31.612	1:39.802
9	36.451	1:40.838
5	38.769	1:42.785
67	39.215	1:42.425
52	39.938	1:42.213
25	40.434	1:42.258
111	41.048	1:41.870
131	41.132	1:41.735
63	42.710	1:42.306
26	45.566	1:43.220
44	55.974	1:48.769

LAP 4 @ 16:58:23.422

NO	BEHIND	LAP TIME
72		1:29.403
1	0.260	1:29.439
3	0.906	1:29.688
173	8.180	1:31.500
70	10.554	1:32.637
69	10.878	1:32.574
31	14.839	1:33.250
71	19.610	1:34.818
18	20.352	1:34.643
48	24.924	1:35.007
4	24.980	1:36.038
8	26.645	1:35.434
24	26.735	1:35.333
141	27.313	1:35.200
57	28.756	1:36.130
17	29.286	1:36.688
54	31.327	1:37.354
37	34.686	1:38.441
19	34.828	1:38.115
78	36.098	1:36.564
91	37.792	1:38.920
40	38.111	1:38.599
46	38.531	1:38.411
7	43.303	1:41.094
41	43.461	1:41.372
9	48.303	1:41.255
5	52.121	1:42.755
67	52.879	1:43.067
25	53.247	1:42.216
52	53.619	1:43.084
111	54.506	1:42.861
131	54.562	1:42.833
63	57.077	1:43.770
26	59.604	1:43.441
44	1:16.567	1:49.996

LAP 5 @ 16:59:53.034

NO	BEHIND	LAP TIME
72		1:29.612
1	0.527	1:29.879
3	0.977	1:29.683
173	9.631	1:31.063
70	12.920	1:31.978
69	13.368	1:32.102
31	17.976	1:32.749
71	24.445	1:34.447
18	25.091	1:34.351
48	30.378	1:35.066
4	30.448	1:35.080
24	31.985	1:34.862
8	32.526	1:35.493
57	35.197	1:36.053
17	35.826	1:36.152
54	40.033	1:38.318
78	42.219	1:35.733
37	43.679	1:38.605
19	43.762	1:38.546
91	46.430	1:38.250
40	46.612	1:38.113
46	46.909	1:37.990
7	52.816	1:39.125
41	55.422	1:41.573
9	59.395	1:40.704
5	1:04.997	1:42.488
67	1:05.517	1:42.250
52	1:06.657	1:42.650
111	1:08.205	1:43.311
131	1:08.339	1:43.389
63	1:10.347	1:42.882
26	1:19.995	1:50.003
44	1:37.221	1:50.266

Weather / Track : Cloudy / Dry

Brands Hatch GP
Circuit Length = 2.4332 miles
Start: 16:52 Flag 16:59 End: 17:01

Results can be found at www.tsl-timing.com

Printed - 17:03 Saturday, 20 August 2016

BMCRC - MRO Championships 2016 - Rnd 8 @ Brands Hatch GP

BG Products MRO Powerbikes inc Clubman 1000

RACE 13 - SECTOR ANALYSIS

SECTOR 1 = FL to I1, SECTOR 2 = I1 to I2, SECTOR 3 = I2 to FL, DIFF = Difference To Personal Best Lap

P1 72 Michael O'BRIEN Yamaha -

IDEAL LAP TIME : 1:29.399 BEST LAP TIME : 1:29.403 DIFFERENCE : 0.004

LAP	SECTOR 1	SECTOR 2	SECTOR 3	LAP TIME	MPH	DIFF	TIME OF DAY
1 -		40.587	21.248	1:35.352	91.86	5.949	16:53:53.526
2 -	29.035	40.496	21.014	1:30.545	96.74	1.142	16:55:24.071
3 -	28.834	40.166	20.948	1:29.948 (3)	97.38	0.545	16:56:54.019
4 -	28.493	***40.079***	***20.831***	***1:29.403*** **(1)**	***97.98***		***16:58:23.422***
5 -	***28.489***	40.127	20.996	1:29.612 (2)	97.75	0.209	16:59:53.034

P2 1 Peter BAKER Kawasaki -

IDEAL LAP TIME : 1:29.439 BEST LAP TIME : 1:29.439 DIFFERENCE : 0.000

LAP	SECTOR 1	SECTOR 2	SECTOR 3	LAP TIME	MPH	DIFF	TIME OF DAY
1 -		40.937	21.117	1:36.043	91.20	6.604	16:53:54.217
2 -	28.779	40.248	21.005	1:30.032	97.29	0.593	16:55:24.249
3 -	28.894	40.205	20.895	1:29.994 (3)	97.33	0.555	16:56:54.243
4 -	***28.667***	***39.943***	***20.829***	***1:29.439*** **(1)**	***97.94***		***16:58:23.682***
5 -	28.771	40.159	20.949	1:29.879 (2)	97.46	0.440	16:59:53.561

P3 3 Colin PARKER Yamaha - Global Robots

IDEAL LAP TIME : 1:29.556 BEST LAP TIME : 1:29.683 DIFFERENCE : 0.127

LAP	SECTOR 1	SECTOR 2	SECTOR 3	LAP TIME	MPH	DIFF	TIME OF DAY
1 -		41.041	21.212	1:35.976	91.27	6.293	16:53:54.150
2 -	28.998	40.523	21.018	1:30.539	96.75	0.856	16:55:24.689
3 -	28.686	40.377	***20.888***	1:29.951 (3)	97.38	0.268	16:56:54.640
4 -	28.599	***40.130***	20.959	1:29.688 (2)	97.67	0.005	16:58:24.328
5 -	***28.538***	40.212	20.933	***1:29.683*** **(1)**	***97.67***		***16:59:54.011***

P4 173 Stephen DRAPER Kawasaki -

IDEAL LAP TIME : 1:31.036 BEST LAP TIME : 1:31.063 DIFFERENCE : 0.027

LAP	SECTOR 1	SECTOR 2	SECTOR 3	LAP TIME	MPH	DIFF	TIME OF DAY
1 -		41.760	21.599	1:38.073	89.31	7.010	16:53:56.247
2 -	29.724	41.290	21.313	1:32.327	94.87	1.264	16:55:28.574
3 -	29.414	40.923	21.191	1:31.528 (3)	95.70	0.465	16:57:00.102
4 -	***29.161***	41.129	21.210	1:31.500 (2)	95.73	0.437	16:58:31.602
5 -	29.188	***40.736***	***21.139***	***1:31.063*** **(1)**	***96.19***		***17:00:02.665***

P5 70 C Jamie TIBBLE Kawasaki - Club70

IDEAL LAP TIME : 1:31.797 BEST LAP TIME : 1:31.978 DIFFERENCE : 0.181

LAP	SECTOR 1	SECTOR 2	SECTOR 3	LAP TIME	MPH	DIFF	TIME OF DAY
1 -		41.468	21.603	1:38.423	89.00	6.445	16:53:56.597
2 -	30.116	41.081	21.437	1:32.634 (3)	94.56	0.656	16:55:29.231
3 -	29.943	***40.880***	***21.285***	1:32.108 (2)	95.10	0.130	16:57:01.339
4 -	30.055	40.965	21.617	1:32.637	94.56	0.659	16:58:33.976
5 -	***29.632***	41.009	21.337	***1:31.978*** **(1)**	***95.23***		***17:00:05.954***

P6 69 Phil SETON Yamaha - Seton Tuning

IDEAL LAP TIME : 1:31.464 BEST LAP TIME : 1:32.102 DIFFERENCE : 0.638

LAP	SECTOR 1	SECTOR 2	SECTOR 3	LAP TIME	MPH	DIFF	TIME OF DAY
1 -		41.698	21.766	1:38.681	88.76	6.579	16:53:56.855
2 -	30.201	41.073	21.259	1:32.533 (3)	94.66	0.431	16:55:29.388
3 -	30.461	***40.793***	***21.084***	1:32.338 (2)	94.86	0.236	16:57:01.726
4 -	29.851	41.340	21.383	1:32.574	94.62	0.472	16:58:34.300
5 -	***29.587***	41.095	21.420	***1:32.102*** **(1)**	***95.11***		***17:00:06.402***

P7 31 Jack CROUCHER Kawasaki -

IDEAL LAP TIME : 1:32.626 BEST LAP TIME : 1:32.749 DIFFERENCE : 0.123

LAP	SECTOR 1	SECTOR 2	SECTOR 3	LAP TIME	MPH	DIFF	TIME OF DAY

Weather / Track : Cloudy / Dry

Brands Hatch GP
Circuit Length = 2.4332 miles
Start: 16:52 Flag 16:59 End: 17:01

BMCRC - MRO Championships 2016 - Rnd 8 @ Brands Hatch GP

BG Products MRO Powerbikes inc Clubman 1000

RACE 13 - SECTOR ANALYSIS

SECTOR 1 = FL to I1, SECTOR 2 = I1 to I2, SECTOR 3 = I2 to FL, DIFF = Difference To Personal Best Lap

1 -		41.482	21.686	1:39.059	88.43	6.310	16:53:57.233
2 -	30.214	41.530	21.741	1:33.485 (3)	93.70	0.736	16:55:30.718
3 -	30.094	42.481	21.718	1:34.293	92.90	1.544	16:57:05.011
4 -	29.973	41.773	***21.504***	1:33.250 (2)	93.93	0.501	16:58:38.261
5 -	***29.739***	***41.383***	21.627	***1:32.749 (1)***	***94.44***		***17:00:11.010***

P8 71 C Tom NORTON Kawasaki -

IDEAL LAP TIME : 1:34.009 BEST LAP TIME : 1:34.400 DIFFERENCE : 0.391

LAP	SECTOR 1	SECTOR 2	SECTOR 3	LAP TIME	MPH	DIFF	TIME OF DAY
1 -		42.590	22.308	1:41.149	86.60	6.749	16:53:59.323
2 -	30.406	***41.983***	22.011	***1:34.400 (1)***	***92.79***		***16:55:33.723***
3 -	***30.162***	42.200	22.129	1:34.491 (3)	92.70	0.091	16:57:08.214
4 -	30.447	42.343	22.028	1:34.818	92.38	0.418	16:58:43.032
5 -	30.360	42.223	***21.864***	1:34.447 (2)	92.74	0.047	17:00:17.479

P9 18 David GOWEN Yamaha - L&G Engineering / Tinklers

IDEAL LAP TIME : 1:34.078 BEST LAP TIME : 1:34.351 DIFFERENCE : 0.273

LAP	SECTOR 1	SECTOR 2	SECTOR 3	LAP TIME	MPH	DIFF	TIME OF DAY
1 -		42.411	22.061	1:41.581	86.23	7.230	16:53:59.755
2 -	30.471	***41.935***	21.948	1:34.354 (2)	92.84	0.003	16:55:34.109
3 -	30.438	42.307	22.277	1:35.022	92.18	0.671	16:57:09.131
4 -	30.568	42.268	***21.807***	1:34.643 (3)	92.55	0.292	16:58:43.774
5 -	***30.336***	41.989	22.026	***1:34.351 (1)***	***92.84***		***17:00:18.125***

P10 48 C Christos BOUZOUKIS BMW -

IDEAL LAP TIME : 1:34.491 BEST LAP TIME : 1:35.007 DIFFERENCE : 0.516

LAP	SECTOR 1	SECTOR 2	SECTOR 3	LAP TIME	MPH	DIFF	TIME OF DAY
1 -		44.199	22.248	1:44.020	84.21	9.013	16:54:02.194
2 -	30.746	42.918	22.369	1:36.033	91.21	1.026	16:55:38.227
3 -	30.592	42.447	22.073	1:35.112 (3)	92.10	0.105	16:57:13.339
4 -	30.647	42.444	***21.916***	***1:35.007 (1)***	***92.20***		***16:58:48.346***
5 -	***30.200***	***42.375***	22.491	1:35.066 (2)	92.14	0.059	17:00:23.412

P11 4 Chad HASHMI Kawasaki -

IDEAL LAP TIME : 1:35.004 BEST LAP TIME : 1:35.080 DIFFERENCE : 0.076

LAP	SECTOR 1	SECTOR 2	SECTOR 3	LAP TIME	MPH	DIFF	TIME OF DAY
1 -		43.215	22.470	1:43.664	84.50	8.584	16:54:01.838
2 -	***30.448***	42.654	***22.277***	1:35.379 (3)	91.84	0.299	16:55:37.217
3 -	30.505	***42.279***	22.363	1:35.147 (2)	92.06	0.067	16:57:12.364
4 -	30.727	42.894	22.417	1:36.038	91.21	0.958	16:58:48.402
5 -	30.483	42.296	22.301	***1:35.080 (1)***	***92.13***		***17:00:23.482***

P12 24 Alan SMITH Kawasaki - Mervyn Lambert Plant / Orwells Mcs

IDEAL LAP TIME : 1:34.461 BEST LAP TIME : 1:34.862 DIFFERENCE : 0.401

LAP	SECTOR 1	SECTOR 2	SECTOR 3	LAP TIME	MPH	DIFF	TIME OF DAY
1 -		44.427	22.317	1:44.297	83.98	9.435	16:54:02.471
2 -	30.710	43.471	22.348	1:36.529	90.74	1.667	16:55:39.000
3 -	30.986	43.079	21.759	1:35.824 (3)	91.41	0.962	16:57:14.824
4 -	30.887	42.707	***21.739***	1:35.333 (2)	91.88	0.471	16:58:50.157
5 -	***30.530***	***42.192***	22.140	***1:34.862 (1)***	***92.34***		***17:00:25.019***

P13 8 John COUGHLAN Aprilia - BIKERSWORLD

IDEAL LAP TIME : 1:35.199 BEST LAP TIME : 1:35.434 DIFFERENCE : 0.235

LAP	SECTOR 1	SECTOR 2	SECTOR 3	LAP TIME	MPH	DIFF	TIME OF DAY
1 -		43.034	22.363	1:42.660	85.32	7.226	16:54:00.834
2 -	31.233	43.760	22.840	1:37.833	89.53	2.399	16:55:38.667
3 -	31.144	42.899	***21.923***	1:35.966 (3)	91.28	0.532	16:57:14.633
4 -	***30.933***	42.548	21.953	***1:35.434 (1)***	***91.78***		***16:58:50.067***

Brands Hatch GP
Circuit Length = 2.4332 miles
Start: 16:52 Flag 16:59 End: 17:01

Weather / Track : Cloudy / Dry

BMCRC - MRO Championships 2016 - Rnd 8 @ Brands Hatch GP

BG Products MRO Powerbikes inc Clubman 1000

RACE 13 - SECTOR ANALYSIS

SECTOR 1 = FL to I1, SECTOR 2 = I1 to I2, SECTOR 3 = I2 to FL, DIFF = Difference To Personal Best Lap

5 -	31.076	***42.343***	22.074	1:35.493	**(2)**	91.73	0.059	17:00:25.560

P14 57 C David MILLS Kawasaki - Area Fifty One Racing

IDEAL LAP TIME : 1:35.766 BEST LAP TIME : 1:36.053 DIFFERENCE : 0.287

LAP	SECTOR 1	SECTOR 2	SECTOR 3	LAP TIME		MPH	DIFF	TIME OF DAY
1 -		44.371	22.444	1:44.741		83.63	8.688	16:54:02.915
2 -	31.281	43.209	22.414	1:36.904		90.39	0.851	16:55:39.819
3 -	31.181	43.072	***21.976***	1:36.229	**(3)**	91.03	0.176	16:57:16.048
4 -	30.958	43.102	22.070	1:36.130	**(2)**	91.12	0.077	16:58:52.178
5 -	***30.956***	***42.834***	22.263	***1:36.053***	**(1)**	***91.19***		***17:00:28.231***

P15 17 C Luke ZUCHOWSKI BMW -

IDEAL LAP TIME : 1:35.979 BEST LAP TIME : 1:36.152 DIFFERENCE : 0.173

LAP	SECTOR 1	SECTOR 2	SECTOR 3	LAP TIME		MPH	DIFF	TIME OF DAY
1 -		43.307	22.558	1:43.262		84.83	7.110	16:54:01.436
2 -	31.025	43.705	22.725	1:37.455		89.88	1.303	16:55:38.891
3 -	30.956	43.792	22.381	1:37.129	**(3)**	90.18	0.977	16:57:16.020
4 -	31.309	43.098	***22.281***	1:36.688	**(2)**	90.59	0.536	16:58:52.708
5 -	***30.638***	***43.060***	22.454	***1:36.152***	**(1)**	***91.10***		***17:00:28.860***

P16 54 Andy SAUNDERS BMW - Icon Racing

IDEAL LAP TIME : 1:36.495 BEST LAP TIME : 1:36.683 DIFFERENCE : 0.188

LAP	SECTOR 1	SECTOR 2	SECTOR 3	LAP TIME		MPH	DIFF	TIME OF DAY
1 -		43.992	22.579	1:45.259		83.22	8.576	16:54:03.433
2 -	***31.093***	43.701	22.485	1:37.279	**(2)**	90.04	0.596	16:55:40.712
3 -	31.161	43.367	***22.155***	***1:36.683***	**(1)**	***90.60***		***16:57:17.395***
4 -	31.618	43.435	22.301	1:37.354	**(3)**	89.97	0.671	16:58:54.749
5 -	31.472	***43.247***	23.599	1:38.318		89.09	1.635	17:00:33.067

P17 78 C Shane HERBERT Kawasaki - FutureMoto/ Whitecroft Lighting

IDEAL LAP TIME : 1:35.729 BEST LAP TIME : 1:35.733 DIFFERENCE : 0.004

LAP	SECTOR 1	SECTOR 2	SECTOR 3	LAP TIME		MPH	DIFF	TIME OF DAY
1 -		45.064	22.659	1:49.603		79.92	13.870	16:54:07.777
2 -	31.947	43.240	22.934	1:38.121		89.27	2.388	16:55:45.898
3 -	31.674	42.928	22.456	1:37.058	**(3)**	90.25	1.325	16:57:22.956
4 -	31.415	***42.765***	22.384	1:36.564	**(2)**	90.71	0.831	16:58:59.520
5 -	***30.622***	42.769	***22.342***	***1:35.733***	**(1)**	***91.50***		***17:00:35.253***

P18 37 C Aldo MORELLO BMW - UK Roofing & Plastics Supplies Ltd

IDEAL LAP TIME : 1:37.162 BEST LAP TIME : 1:37.162 DIFFERENCE : 0.000

LAP	SECTOR 1	SECTOR 2	SECTOR 3	LAP TIME		MPH	DIFF	TIME OF DAY
1 -		44.422	22.660	1:46.035		82.61	8.873	16:54:04.209
2 -	***31.135***	***43.507***	***22.520***	***1:37.162***	**(1)**	***90.15***		***16:55:41.371***
3 -	31.487	43.996	22.813	1:38.296	**(2)**	89.11	1.134	16:57:19.667
4 -	31.688	43.707	23.046	1:38.441	**(3)**	88.98	1.279	16:58:58.108
5 -	31.516	44.155	22.934	1:38.605		88.83	1.443	17:00:36.713

P19 19 C Chris LAY Kawasaki -

IDEAL LAP TIME : 1:37.071 BEST LAP TIME : 1:37.193 DIFFERENCE : 0.122

LAP	SECTOR 1	SECTOR 2	SECTOR 3	LAP TIME		MPH	DIFF	TIME OF DAY
1 -		44.685	23.567	1:46.553		82.21	9.360	16:54:04.727
2 -	***31.287***	***43.225***	22.681	***1:37.193***	**(1)**	***90.12***		***16:55:41.920***
3 -	31.300	44.055	22.860	1:38.215	**(3)**	89.19	1.022	16:57:20.135
4 -	31.492	44.064	***22.559***	1:38.115	**(2)**	89.28	0.922	16:58:58.250
5 -	31.766	43.980	22.800	1:38.546		88.89	1.353	17:00:36.796

Weather / Track : Cloudy / Dry

Brands Hatch GP
Circuit Length = 2.4332 miles
Start: 16:52 Flag 16:59 End: 17:01

BMCRC - MRO Championships 2016 - Rnd 8 @ Brands Hatch GP

BG Products MRO Powerbikes inc Clubman 1000

RACE 13 - SECTOR ANALYSIS

SECTOR 1 = FL to I1, SECTOR 2 = I1 to I2, SECTOR 3 = I2 to FL, DIFF = Difference To Personal Best Lap

P20 91 Dave NORTON BMW - Strawberry racing

IDEAL LAP TIME : 1:38.090 BEST LAP TIME : 1:38.250 DIFFERENCE : 0.160

LAP	SECTOR 1	SECTOR 2	SECTOR 3	LAP TIME	MPH	DIFF	TIME OF DAY
1 -		45.311	22.889	1:46.902	81.94	8.652	16:54:05.076
2 -	***31.596***	43.905	22.993	1:38.494 **(2)**	88.93	0.244	16:55:43.570
3 -	31.729	44.212	22.783	1:38.724 **(3)**	88.73	0.474	16:57:22.294
4 -	32.344	***43.871***	22.705	1:38.920	88.55	0.670	16:59:01.214
5 -	31.610	44.017	***22.623***	***1:38.250*** **(1)**	***89.15***		***17:00:39.464***

P21 40 C Martin RONALDSON Kawasaki -

IDEAL LAP TIME : 1:38.017 BEST LAP TIME : 1:38.113 DIFFERENCE : 0.096

LAP	SECTOR 1	SECTOR 2	SECTOR 3	LAP TIME	MPH	DIFF	TIME OF DAY
1 -		45.083	22.879	1:47.176	81.73	9.063	16:54:05.350
2 -	***31.595***	44.361	22.935	1:38.891	88.58	0.778	16:55:44.241
3 -	31.724	44.131	22.838	1:38.693 **(3)**	88.75	0.580	16:57:22.934
4 -	31.924	43.969	***22.706***	1:38.599 **(2)**	88.84	0.486	16:59:01.533
5 -	31.686	***43.716***	22.711	***1:38.113*** **(1)**	***89.28***		***17:00:39.646***

P22 46 C Simon GATES Yamaha - No Talentino Rossi (Team FATI Yamaha)

IDEAL LAP TIME : 1:37.845 BEST LAP TIME : 1:37.990 DIFFERENCE : 0.145

LAP	SECTOR 1	SECTOR 2	SECTOR 3	LAP TIME	MPH	DIFF	TIME OF DAY
1 -		45.138	23.101	1:47.648	81.37	9.658	16:54:05.822
2 -	32.103	43.803	22.999	1:38.905	88.56	0.915	16:55:44.727
3 -	31.785	43.893	23.137	1:38.815 **(3)**	88.64	0.825	16:57:23.542
4 -	***31.754***	43.914	22.743	1:38.411 **(2)**	89.01	0.421	16:59:01.953
5 -	31.899	***43.418***	***22.673***	***1:37.990*** **(1)**	***89.39***		***17:00:39.943***

P23 7 C John DAVIS Yamaha -

IDEAL LAP TIME : 1:38.726 BEST LAP TIME : 1:39.125 DIFFERENCE : 0.399

LAP	SECTOR 1	SECTOR 2	SECTOR 3	LAP TIME	MPH	DIFF	TIME OF DAY
1 -		45.273	23.102	1:48.448	80.77	9.323	16:54:06.622
2 -	32.022	***44.025***	23.160	1:39.207 **(2)**	88.29	0.082	16:55:45.829
3 -	32.210	44.621	***22.971***	1:39.802 **(3)**	87.77	0.677	16:57:25.631
4 -	32.766	44.979	23.349	1:41.094	86.65	1.969	16:59:06.725
5 -	***31.730***	44.223	23.172	***1:39.125*** **(1)**	***88.37***		***17:00:45.850***

P24 41 David ABRAHAM Kawasaki - Cambridge Motorcycles

IDEAL LAP TIME : 1:38.906 BEST LAP TIME : 1:38.906 DIFFERENCE : 0.000

LAP	SECTOR 1	SECTOR 2	SECTOR 3	LAP TIME	MPH	DIFF	TIME OF DAY
1 -		45.292	23.265	1:48.269	80.90	9.363	16:54:06.443
2 -	***31.970***	***43.958***	***22.978***	***1:38.906*** **(1)**	***88.56***		***16:55:45.349***
3 -	32.137	44.917	23.108	1:40.162 **(2)**	87.45	1.256	16:57:25.511
4 -	32.703	44.948	23.721	1:41.372 **(3)**	86.41	2.466	16:59:06.883
5 -	33.173	44.942	23.458	1:41.573	86.24	2.667	17:00:48.456

P25 9 C Mark O'BRIEN Ducati - obrienhifi.com

IDEAL LAP TIME : 1:40.408 BEST LAP TIME : 1:40.704 DIFFERENCE : 0.296

LAP	SECTOR 1	SECTOR 2	SECTOR 3	LAP TIME	MPH	DIFF	TIME OF DAY
1 -		46.085	23.288	1:50.528	79.25	9.824	16:54:08.702
2 -	32.571	***45.149***	23.210	1:40.930 **(3)**	86.79	0.226	16:55:49.632
3 -	***32.306***	45.461	23.071	1:40.838 **(2)**	86.87	0.134	16:57:30.470
4 -	32.314	45.816	23.125	1:41.255	86.51	0.551	16:59:11.725
5 -	32.589	45.162	***22.953***	***1:40.704*** **(1)**	***86.98***		***17:00:52.429***

P26 5 C Vincent BUTLER Yamaha -

IDEAL LAP TIME : 1:41.906 BEST LAP TIME : 1:42.483 DIFFERENCE : 0.577

LAP	SECTOR 1	SECTOR 2	SECTOR 3	LAP TIME	MPH	DIFF	TIME OF DAY

Weather / Track : Cloudy / Dry

Brands Hatch GP
Circuit Length = 2.4332 miles
Start: 16:52 Flag 16:59 End: 17:01

BMCRC - MRO Championships 2016 - Rnd 8 @ Brands Hatch GP

BG Products MRO Powerbikes inc Clubman 1000

RACE 13 - SECTOR ANALYSIS

SECTOR 1 = FL to I1, SECTOR 2 = I1 to I2, SECTOR 3 = I2 to FL, DIFF = Difference To Personal Best Lap

1 -		45.526	***23.245***	1:49.346		80.11	6.863	16:54:07.520
2 -	***33.256***	45.958	23.269	***1:42.483***	**(1)**	***85.47***		***16:55:50.003***
3 -	33.335	45.984	23.466	1:42.785		85.22	0.302	16:57:32.788
4 -	33.748	***45.405***	23.602	1:42.755	**(3)**	85.24	0.272	16:59:15.543
5 -	33.708	45.473	23.307	1:42.488	**(2)**	85.47	0.005	17:00:58.031

P27 67 C Andrew GOODING

Kawasaki - Mirage ltd

IDEAL LAP TIME : 1:41.816 BEST LAP TIME : 1:42.250 DIFFERENCE : 0.434

LAP	SECTOR 1	SECTOR 2	SECTOR 3	LAP TIME		MPH	DIFF	TIME OF DAY
1 -		45.994	***23.344***	1:50.258		79.44	8.008	16:54:08.432
2 -	***32.952***	45.981	23.444	1:42.377	**(2)**	85.56	0.127	16:55:50.809
3 -	32.989	45.922	23.514	1:42.425	**(3)**	85.52	0.175	16:57:33.234
4 -	33.614	45.838	23.615	1:43.067		84.99	0.817	16:59:16.301
5 -	33.139	***45.520***	23.591	***1:42.250***	**(1)**	***85.67***		***17:00:58.551***

P28 52 C Lee BARRETT

Kawasaki - LKJ contract cleaning & dad/mum

IDEAL LAP TIME : 1:41.050 BEST LAP TIME : 1:42.103 DIFFERENCE : 1.053

LAP	SECTOR 1	SECTOR 2	SECTOR 3	LAP TIME		MPH	DIFF	TIME OF DAY
1 -		46.603	23.491	1:51.467		78.58	9.364	16:54:09.641
2 -	32.717	***45.609***	23.777	***1:42.103***	**(1)**	***85.79***		***16:55:51.744***
3 -	***32.454***	46.138	23.621	1:42.213	**(2)**	85.70	0.110	16:57:33.957
4 -	33.155	46.602	23.327	1:43.084		84.97	0.981	16:59:17.041
5 -	33.318	46.345	***22.987***	1:42.650	**(3)**	85.33	0.547	17:00:59.691

P29 111 Jonathan SHEPPARD

Kawasaki -

IDEAL LAP TIME : 1:41.716 BEST LAP TIME : 1:41.870 DIFFERENCE : 0.154

LAP	SECTOR 1	SECTOR 2	SECTOR 3	LAP TIME		MPH	DIFF	TIME OF DAY
1 -		46.512	23.822	1:52.786		77.66	10.916	16:54:10.960
2 -	33.133	***45.426***	23.678	1:42.237	**(2)**	85.68	0.367	16:55:53.197
3 -	***32.658***	45.509	23.703	***1:41.870***	**(1)**	***85.99***		***16:57:35.067***
4 -	33.142	46.087	***23.632***	1:42.861	**(3)**	85.16	0.991	16:59:17.928
5 -	33.114	46.441	23.756	1:43.311		84.79	1.441	17:01:01.239

P30 131 C Ashley FRANCIS

Kawasaki -

IDEAL LAP TIME : 1:41.650 BEST LAP TIME : 1:41.735 DIFFERENCE : 0.085

LAP	SECTOR 1	SECTOR 2	SECTOR 3	LAP TIME		MPH	DIFF	TIME OF DAY
1 -		46.903	23.508	1:52.938		77.56	11.203	16:54:11.112
2 -	33.189	45.598	23.517	1:42.304	**(2)**	85.62	0.569	16:55:53.416
3 -	***32.902***	***45.368***	23.465	***1:41.735***	**(1)**	***86.10***		***16:57:35.151***
4 -	33.304	46.149	***23.380***	1:42.833	**(3)**	85.18	1.098	16:59:17.984
5 -	33.112	46.620	23.657	1:43.389		84.72	1.654	17:01:01.373

P31 63 C Keith HATTON

BMW - L.K.J. CONTRACTS

IDEAL LAP TIME : 1:42.107 BEST LAP TIME : 1:42.306 DIFFERENCE : 0.199

LAP	SECTOR 1	SECTOR 2	SECTOR 3	LAP TIME		MPH	DIFF	TIME OF DAY
1 -		46.874	23.930	1:53.734		77.02	11.428	16:54:11.908
2 -	32.662	***45.700***	24.153	1:42.515	**(2)**	85.44	0.209	16:55:54.423
3 -	***32.593***	45.734	23.979	***1:42.306***	**(1)**	***85.62***		***16:57:36.729***
4 -	32.700	47.008	24.062	1:43.770		84.41	1.464	16:59:20.499
5 -	32.766	46.302	***23.814***	1:42.882	**(3)**	85.14	0.576	17:01:03.381

P32 26 C Eiren LONGWILL

Honda -

IDEAL LAP TIME : 1:42.602 BEST LAP TIME : 1:43.220 DIFFERENCE : 0.618

LAP	SECTOR 1	SECTOR 2	SECTOR 3	LAP TIME		MPH	DIFF	TIME OF DAY
1 -		47.117	23.927	1:54.278		76.65	11.058	16:54:12.452
2 -	33.861	46.173	***23.879***	1:43.913	**(3)**	84.29	0.693	16:55:56.365
3 -	***32.803***	46.406	24.011	***1:43.220***	**(1)**	***84.86***		***16:57:39.585***
4 -	33.210	***45.920***	24.311	1:43.441	**(2)**	84.68	0.221	16:59:23.026

Brands Hatch GP
Circuit Length = 2.4332 miles
Start: 16:52 Flag 16:59 End: 17:01

Weather / Track : Cloudy / Dry

BMCRC - MRO Championships 2016 - Rnd 8 @ Brands Hatch GP

BG Products MRO Powerbikes inc Clubman 1000

RACE 13 - SECTOR ANALYSIS

SECTOR 1 = FL to I1, SECTOR 2 = I1 to I2, SECTOR 3 = I2 to FL, DIFF = Difference To Personal Best Lap

5 -	34.064	49.596	26.343	1:50.003	79.63	6.783	17:01:13.029

P33 44 C Kevan BARRETT Kawasaki - LKJ Contracts

IDEAL LAP TIME : 1:46.848 BEST LAP TIME : 1:47.220 DIFFERENCE : 0.372

LAP	SECTOR 1	SECTOR 2	SECTOR 3	LAP TIME	MPH	DIFF	TIME OF DAY
1 -		***47.937***	***24.385***	1:55.830	75.62	8.610	16:54:14.004
2 -	***34.526***	48.154	24.540	***1:47.220*** **(1)**	***81.69***		***16:56:01.224***
3 -	34.554	49.216	24.999	1:48.769 **(2)**	80.53	1.549	16:57:49.993
4 -	35.288	49.376	25.332	1:49.996 **(3)**	79.63	2.776	16:59:39.989
5 -	35.342	49.990	24.934	1:50.266	79.44	3.046	17:01:30.255

P34 141 Ramone DURRANI Kawasaki - rdp plastering ltd/my wallet.com

IDEAL LAP TIME : 1:34.804 BEST LAP TIME : 1:35.200 DIFFERENCE : 0.396

LAP	SECTOR 1	SECTOR 2	SECTOR 3	LAP TIME	MPH	DIFF	TIME OF DAY
1 -		43.563	22.707	1:46.343	82.37	11.143	16:54:04.517
2 -	30.824	42.483	22.070	1:35.377 **(2)**	91.84	0.177	16:55:39.894
3 -	***30.435***	43.091	22.115	1:35.641 **(3)**	91.59	0.441	16:57:15.535
4 -	30.831	***42.408***	***21.961***	***1:35.200*** **(1)**	***92.01***		***16:58:50.735***

P35 25 C Louis BARTLETT Kawasaki - Mcmillian williams Solicitors

IDEAL LAP TIME : 1:41.419 BEST LAP TIME : 1:42.082 DIFFERENCE : 0.663

LAP	SECTOR 1	SECTOR 2	SECTOR 3	LAP TIME	MPH	DIFF	TIME OF DAY
1 -		46.817	***23.467***	1:51.939	78.25	9.857	16:54:10.113
2 -	32.830	***45.556***	23.696	***1:42.082*** **(1)**	***85.81***		***16:55:52.195***
3 -	***32.396***	46.170	23.692	1:42.258 **(3)**	85.66	0.176	16:57:34.453
4 -	32.807	45.663	23.746	1:42.216 **(2)**	85.69	0.134	16:59:16.669

P36 47 Daryl DANCE YAMAHA - 2 brothers scaffolding/Dad

IDEAL LAP TIME : 1:31.889 BEST LAP TIME : 1:31.920 DIFFERENCE : 0.031

LAP	SECTOR 1	SECTOR 2	SECTOR 3	LAP TIME	MPH	DIFF	TIME OF DAY
1 -		41.701	21.903	1:38.530 **(3)**	88.90	6.610	16:53:56.704
2 -	29.445	41.311	***21.340***	1:32.096 **(2)**	95.11	0.176	16:55:28.800
3 -	***29.443***	***41.106***	21.371	***1:31.920*** **(1)**	***95.29***		***16:57:00.720***

Weather / Track : Cloudy / Dry

Brands Hatch GP
Circuit Length = 2.4332 miles
Start: 16:52 Flag 16:59 End: 17:01

BMCRC - MRO Championships 2016 - Rnd 8 @ Brands Hatch GP

BG Products MRO Powerbikes inc Clubman 1000

RACE 13 - BEST SECTORS

	SECTOR 1			SECTOR 2			SECTOR 3			IDEAL / BEST COMPARISON					
POS	NO	NAME	TIME	NO	NAME	TIME	NO	NAME	TIME	POS	NO	NAME	IDEAL	BEST	DIFF
												PERFECT LAP	1:29.261		
1	72	O'BRIEN	28.489	1	BAKER	39.943	1	BAKER	20.829	1	72	O'BRIEN	1:29.399	1:29.403	0.004
2	3	PARKER	28.538	72	O'BRIEN	40.079	72	O'BRIEN	20.831	2	1	BAKER	1:29.439	1:29.439	0.000
3	1	BAKER	28.667	3	PARKER	40.130	3	PARKER	20.888	3	3	PARKER	1:29.556	1:29.683	0.127
4	173	DRAPER	29.161	173	DRAPER	40.736	69	SETON	21.084	4	173	DRAPER	1:31.036	1:31.063	0.027
5	47	DANCE	29.443	69	SETON	40.793	173	DRAPER	21.139	5	69	SETON	1:31.464	1:32.102	0.638
6	69	SETON	29.587	70	TIBBLE	40.880	70	TIBBLE	21.285	6	70	TIBBLE	1:31.797	1:31.978	0.181
7	70	TIBBLE	29.632	47	DANCE	41.106	47	DANCE	21.340	7	47	DANCE	1:31.889	1:31.920	0.031
8	31	CROUCHER	29.739	31	CROUCHER	41.383	31	CROUCHER	21.504	8	31	CROUCHER	1:32.626	1:32.749	0.123
9	71	NORTON	30.162	18	GOWEN	41.935	24	SMITH	21.739	9	71	NORTON	1:34.009	1:34.400	0.391
10	48	BOUZOUKIS	30.200	71	NORTON	41.983	18	GOWEN	21.807	10	18	GOWEN	1:34.078	1:34.351	0.273
11	18	GOWEN	30.336	24	SMITH	42.192	71	NORTON	21.864	11	24	SMITH	1:34.461	1:34.862	0.401
12	141	DURRANI	30.435	4	HASHMI	42.279	48	BOUZOUKIS	21.916	12	48	BOUZOUKIS	1:34.491	1:35.007	0.516
13	4	HASHMI	30.448	8	COUGHLAN	42.343	8	COUGHLAN	21.923	13	141	DURRANI	1:34.804	1:35.200	0.396
14	24	SMITH	30.530	48	BOUZOUKIS	42.375	141	DURRANI	21.961	14	4	HASHMI	1:35.004	1:35.080	0.076
15	78	HERBERT	30.622	141	DURRANI	42.408	57	MILLS	21.976	15	8	COUGHLAN	1:35.199	1:35.434	0.235
16	17	ZUCHOWSKI	30.638	78	HERBERT	42.765	54	SAUNDERS	22.155	16	78	HERBERT	1:35.729	1:35.733	0.004
17	8	COUGHLAN	30.933	57	MILLS	42.834	4	HASHMI	22.277	17	57	MILLS	1:35.766	1:36.053	0.287
18	57	MILLS	30.956	17	ZUCHOWSKI	43.060	17	ZUCHOWSKI	22.281	18	17	ZUCHOWSKI	1:35.979	1:36.152	0.173
19	54	SAUNDERS	31.093	19	LAY	43.225	78	HERBERT	22.342	19	54	SAUNDERS	1:36.495	1:36.683	0.188
20	37	MORELLO	31.135	54	SAUNDERS	43.247	37	MORELLO	22.520	20	19	LAY	1:37.071	1:37.193	0.122
21	19	LAY	31.287	46	GATES	43.418	19	LAY	22.559	21	37	MORELLO	1:37.162	1:37.162	0.000
22	40	RONALDSON	31.595	37	MORELLO	43.507	91	NORTON	22.623	22	46	GATES	1:37.845	1:37.990	0.145
23	91	NORTON	31.596	40	RONALDSON	43.716	46	GATES	22.673	23	40	RONALDSON	1:38.017	1:38.113	0.096
24	7	DAVIS	31.730	91	NORTON	43.871	40	RONALDSON	22.706	24	91	NORTON	1:38.090	1:38.250	0.160
25	46	GATES	31.754	41	ABRAHAM	43.958	9	O'BRIEN	22.953	25	7	DAVIS	1:38.726	1:39.125	0.399
26	41	ABRAHAM	31.970	7	DAVIS	44.025	7	DAVIS	22.971	26	41	ABRAHAM	1:38.906	1:38.906	0.000
27	9	O'BRIEN	32.306	9	O'BRIEN	45.149	41	ABRAHAM	22.978	27	9	O'BRIEN	1:40.408	1:40.704	0.296
28	25	BARTLETT	32.396	131	FRANCIS	45.368	52	BARRETT	22.987	28	52	BARRETT	1:41.050	1:42.103	1.053
29	52	BARRETT	32.454	5	BUTLER	45.405	5	BUTLER	23.245	29	25	BARTLETT	1:41.419	1:42.082	0.663
30	63	HATTON	32.593	111	SHEPPARD	45.426	67	GOODING	23.344	30	131	FRANCIS	1:41.650	1:41.735	0.085
31	111	SHEPPARD	32.658	67	GOODING	45.520	131	FRANCIS	23.380	31	111	SHEPPARD	1:41.716	1:41.870	0.154
32	26	LONGWILL	32.803	25	BARTLETT	45.556	25	BARTLETT	23.467	32	67	GOODING	1:41.816	1:42.250	0.434
33	131	FRANCIS	32.902	52	BARRETT	45.609	111	SHEPPARD	23.632	33	5	BUTLER	1:41.906	1:42.483	0.577
34	67	GOODING	32.952	63	HATTON	45.700	63	HATTON	23.814	34	63	HATTON	1:42.107	1:42.306	0.199
35	5	BUTLER	33.256	26	LONGWILL	45.920	26	LONGWILL	23.879	35	26	LONGWILL	1:42.602	1:43.220	0.618
36	44	BARRETT	34.526	44	BARRETT	47.937	44	BARRETT	24.385	36	44	BARRETT	1:46.848	1:47.220	0.372

Weather / Track : Cloudy / Dry

Brands Hatch GP
Circuit Length = 2.4332 miles
Start: 16:52 Flag 16:59 End: 17:01

Results can be found at www.tsl-timing.com

Printed - 17:03 Saturday, 20 August 2016

BMCRC - MRO Championships 2016 - Rnd 8 @ Brands Hatch GP

BG Products MRO Powerbikes inc Clubman 1000

RACE 2 - GRID (7 Laps)

ROW 14					40	50	Paul PRICE	
ROW 13	39	74	Andrew BURKE		38	11	Mick WHALLEY	37 88 John BUTLER
ROW 12	36	44	Kevan BARRETT 1:47.220	35	26	Eiren LONGWILL 1:43.220	34	5 Vincent BUTLER 1:42.483
ROW 11	33	63	Keith HATTON 1:42.306	32	67	Andrew GOODING 1:42.250	31	52 Lee BARRETT 1:42.103
ROW 10	30	25	Louis BARTLETT 1:42.082	29	111	Jonathan SHEPPARD 1:41.870	28	131 Ashley FRANCIS 1:41.735
ROW 9	27	9	Mark O'BRIEN 1:40.704	26	7	John DAVIS 1:39.125	25	41 David ABRAHAM 1:38.906
ROW 8	24	91	Dave NORTON 1:38.250	23	40	Martin RONALDSON 1:38.113	22	46 Simon GATES 1:37.990
ROW 7	21	19	Chris LAY 1:37.193	20	37	Aldo MORELLO 1:37.162	19	54 Andy SAUNDERS 1:36.683
ROW 6	18	17	Luke ZUCHOWSKI 1:36.152	17	57	David MILLS 1:36.053	16	78 Shane HERBERT 1:35.733
ROW 5	15	8	John COUGHLAN 1:35.434	14	141	Ramone DURRANI 1:35.200	13	4 Chad HASHMI 1:35.080
ROW 4	12	48	Christos BOUZOUKIS 1:35.007	11	24	Alan SMITH 1:34.862	10	71 Tom NORTON 1:34.400
ROW 3	9	18	David GOWEN 1:34.351	8	31	Jack CROUCHER 1:32.749	7	69 Phil SETON 1:32.102
ROW 2	6	70	Jamie TIBBLE 1:31.978	5	47	Daryl DANCE 1:31.920	4	173 Stephen DRAPER 1:31.063
ROW 1	3	3	Colin PARKER 1:29.683	2	1	Peter BAKER 1:29.439	1	72 Michael O'BRIEN 1:29.403

Pole

Brands Hatch GP
Circuit Length = 2.4332 miles

These results are provisional until the conclusion of any judicial and technical matters.

Clerk Of Course :		Timekeeper :

Results can be found at www.tsl-timing.com

Printed - 17:08 Saturday, 20 August 2016

BMCRC - MRO Championships 2016 - Rnd 8 @ Brands Hatch GP

BG Products MRO Powerbikes inc Clubman 1000

RACE 2 - CLASSIFICATION

POS	NO	CL	PIC	NAME	ENTRY	LAPS	TIME	GAP	DIFF	MPH	BEST	ON
1	**72**		1	Michael O'BRIEN	Yamaha -	**5**	7:31.446			97.01	**1:29.016**	3
2	**1**		2	Peter BAKER	Kawasaki -	**5**	7:33.530	**2.084**	2.084	96.57	**1:29.175**	2
3	**3**		3	Colin PARKER	Yamaha - Global Robots	**5**	7:41.245	**9.799**	7.715	94.95	**1:30.969**	3
4	**173**		4	Stephen DRAPER	Kawasaki -	**5**	7:42.266	**10.820**	1.021	94.74	**1:31.236**	4
5	**70**	C	1	Jamie TIBBLE	Kawasaki - Club70	**5**	7:44.318	**12.872**	2.052	94.33	**1:31.295**	4
6	**47**		5	Daryl DANCE	YAMAHA - 2 brothers scaffolding/Dad	**5**	7:47.168	**15.722**	2.850	93.75	**1:31.561**	2
7	**69**		6	Phil SETON	Yamaha - Seton Tuning	**5**	7:47.283	**15.837**	0.115	93.73	**1:31.899**	2
8	**31**		7	Jack CROUCHER	Kawasaki -	**5**	7:52.065	**20.619**	4.782	92.78	**1:32.202**	4
9	**18**		8	David GOWEN	Yamaha - L&G Engineering / Tinklers	**5**	7:54.366	**22.920**	2.301	92.33	**1:32.954**	5
10	**71**	C	2	Tom NORTON	Kawasaki -	**5**	7:56.121	**24.675**	1.755	91.99	**1:33.694**	5
11	**4**		9	Chad HASHMI	Kawasaki -	**5**	7:57.179	**25.733**	1.058	91.78	**1:33.560**	4
12	**24**		10	Alan SMITH	Kawasaki - Mervyn Lambert Plant / Orwells Mcs	**5**	7:57.257	**25.811**	0.078	91.77	**1:33.691**	4
13	**48**	C	3	Christos BOUZOUKIS	BMW -	**5**	7:58.269	**26.823**	1.012	91.57	**1:33.270**	4
14	**8**		11	John COUGHLAN	Aprilia - BIKERSWORLD	**5**	7:59.810	**28.364**	1.541	91.28	**1:34.453**	3
15	**54**		12	Andy SAUNDERS	BMW - Icon Racing	**5**	8:01.260	**29.814**	1.450	91.00	**1:33.943**	3
16	**57**	C	4	David MILLS	Kawasaki - Area Fifty One Racing	**5**	8:04.015	**32.569**	2.755	90.49	**1:35.087**	2
17	**78**	C	5	Shane HERBERT	Kawasaki - FutureMoto/ Whitecroft Lighting	**5**	8:04.977	**33.531**	0.962	90.31	**1:34.919**	2
18	**17**	C	6	Luke ZUCHOWSKI	BMW -	**5**	8:07.201	**35.755**	2.224	89.89	**1:35.000**	5
19	**19**	C	7	Chris LAY	Kawasaki -	**5**	8:10.848	**39.402**	3.647	89.23	**1:36.399**	3
20	**37**	C	8	Aldo MORELLO	BMW - UK Roofing & Plastics Supplies Ltd	**5**	8:11.463	**40.017**	0.615	89.11	**1:35.758**	3
21	**40**	C	9	Martin RONALDSON	Kawasaki -	**5**	8:14.580	**43.134**	3.117	88.55	**1:36.492**	5
22	**91**		13	Dave NORTON	BMW - Strawberry racing	**5**	8:14.775	**43.329**	0.195	88.52	**1:36.548**	5
23	**46**	C	10	Simon GATES	Yamaha - No Talentino Rossi (Team FATI Yamaha)	**5**	8:14.778	**43.332**	0.003	88.52	**1:36.991**	5
24	**9**	C	11	Mark O'BRIEN	Ducati - obrienhifi.com	**5**	8:26.648	**55.202**	11.870	86.44	**1:38.383**	5
25	**7**	C	12	John DAVIS	Yamaha -	**5**	8:27.426	**55.980**	0.778	86.31	**1:38.398**	3
26	**5**	C	13	Vincent BUTLER	Yamaha -	**5**	8:27.851	**56.405**	0.425	86.24	**1:39.286**	5
27	**52**	C	14	Lee BARRETT	Kawasaki - LKJ contract cleaning & dad/mum	**5**	8:28.816	**57.370**	0.965	86.08	**1:38.389**	5
28	**26**	C	15	Eiren LONGWILL	Honda -	**5**	8:32.316	**1:00.870**	3.500	85.49	**1:37.940**	5
29	**67**	C	16	Andrew GOODING	Kawasaki - Mirage ltd	**5**	8:34.243	**1:02.797**	1.927	85.17	**1:39.044**	5
30	**131**	C	17	Ashley FRANCIS	Kawasaki -	**5**	8:38.614	**1:07.168**	4.371	84.45	**1:41.613**	5
31	**63**	C	18	Keith HATTON	BMW - L.K.J. CONTRACTS	**5**	8:38.853	**1:07.407**	0.239	84.41	**1:40.876**	5
32	**111**		14	Jonathan SHEPPARD	Kawasaki -	**5**	8:39.110	**1:07.664**	0.257	84.37	**1:40.938**	5
33	**44**	C	19	Kevan BARRETT	Kawasaki - LKJ Contracts	**5**	8:55.798	**1:24.352**	16.688	81.74	**1:44.554**	5
					NOT CLASSIFIED							
DNF	**11**	C		Mick WHALLEY	Yamaha - Fresh Fruit Ltd	**1**	1:52.247	**4 Laps**	4 Laps	78.04	**1:52.247**	1
					FASTEST LAP							
	72			Michael O'BRIEN	Yamaha -	**3**	1:29.016		98.40 mph		158.37 kph	
	70	C		Jamie TIBBLE	Kawasaki - Club70	**4**	1:31.295		95.95 mph		154.41 kph	

Class - 90% of Race Speed = 87.30 mph
Class C - 90% of Race Speed = 84.89 mph

Brands Hatch GP
Circuit Length = 2.4332 miles
Start: 11:47 Flag 11:55 End: 11:56

Weather / Track : Cloudy / Dry
These results are provisional until the conclusion of any judicial and technical matters.

Clerk Of Course :		Timekeeper :

Results can be found at www.tsl-timing.com

Printed - 11:57 Sunday, 21 August 2016

BMCRC - MRO Championships 2016 - Rnd 8 @ Brands Hatch GP

BG Products MRO Powerbikes inc Clubman 1000

RACE 2 - LAP CHART

LAP 1 @ 11:49:25.486

NO	BEHIND	LAP TIME
72		1:34.389
1	0.264	1:34.653
173	2.103	1:36.492
3	2.417	1:36.806
47	3.036	1:37.425
69	3.298	1:37.687
70	3.635	1:38.024
71	5.563	1:39.952
4	5.932	1:40.321
18	5.995	1:40.384
24	6.220	1:40.609
8	6.662	1:41.051
31	6.680	1:41.069
48	7.993	1:42.382
57	8.141	1:42.530
54	8.624	1:43.013
78	8.803	1:43.192
19	9.635	1:44.024
40	10.806	1:45.195
17	10.912	1:45.301
37	11.081	1:45.470
46	11.215	1:45.604
91	11.677	1:46.066
5	13.286	1:47.675
9	14.254	1:48.643
131	15.769	1:50.158
7	16.015	1:50.404
63	16.995	1:51.384
52	17.050	1:51.439
26	17.535	1:51.924
67	17.746	1:52.135
11	17.858	1:52.247
111	19.024	1:53.413
44	20.613	1:55.002

LAP 2 @ 11:50:54.564

NO	BEHIND	LAP TIME
72		1:29.078
1	0.361	1:29.175
173	4.638	1:31.613
3	4.717	1:31.378
47	5.519	1:31.561
69	6.119	1:31.899
70	6.326	1:31.769
71	10.942	1:34.457
18	11.014	1:34.097
31	11.177	1:33.575
4	11.719	1:34.865
24	12.010	1:34.868
8	12.554	1:34.970
48	13.235	1:34.320
57	14.150	1:35.087
54	14.379	1:34.833
78	14.644	1:34.919
19	16.990	1:36.433
17	18.016	1:36.182
37	18.401	1:36.398
40	19.688	1:37.960
46	19.777	1:37.640
91	19.919	1:37.320
5	24.736	1:40.528
9	24.790	1:39.614
7	28.362	1:41.425
131	28.531	1:41.840
52	28.723	1:40.751
63	30.117	1:42.200
26	30.225	1:41.768
67	30.337	1:41.669
111	32.403	1:42.457
44	36.921	1:45.386

LAP 3 @ 11:52:23.580

NO	BEHIND	LAP TIME
72		1:29.016
1	0.874	1:29.529
3	6.670	1:30.969
173	7.207	1:31.585
47	9.159	1:32.656
70	9.186	1:31.876
69	9.297	1:32.194
31	15.120	1:32.959
18	15.492	1:33.494
71	15.965	1:34.039
4	16.856	1:34.153
24	16.966	1:33.972
8	17.991	1:34.453
48	18.121	1:33.902
54	19.306	1:33.943
57	20.700	1:35.566
78	21.087	1:35.459
19	24.373	1:36.399
17	24.639	1:35.639
37	25.143	1:35.758
46	28.272	1:37.511
91	28.730	1:37.827
40	28.751	1:38.079
9	35.524	1:39.750
5	36.008	1:40.288
7	37.744	1:38.398
52	39.469	1:39.762
131	41.883	1:42.368
26	42.143	1:40.934
67	42.857	1:41.536
63	43.374	1:42.273
111	44.367	1:40.980
44	53.111	1:45.206

LAP 4 @ 11:53:52.891

NO	BEHIND	LAP TIME
72		1:29.311
1	1.649	1:30.086
3	8.388	1:31.029
173	9.132	1:31.236
70	11.170	1:31.295
47	12.342	1:32.494
69	12.813	1:32.827
31	18.011	1:32.202
18	19.618	1:33.437
71	20.633	1:33.979
4	21.105	1:33.560
24	21.346	1:33.691
48	22.080	1:33.270
8	23.174	1:34.494
54	24.696	1:34.701
57	26.948	1:35.559
78	27.442	1:35.666
17	30.407	1:35.079
19	32.163	1:37.101
37	32.355	1:36.523
46	35.993	1:37.032
40	36.294	1:36.854
91	36.433	1:37.014
9	46.471	1:40.258
5	46.771	1:40.074
7	46.965	1:38.532
52	48.633	1:38.475
26	52.582	1:39.750
67	53.405	1:39.859
131	55.207	1:42.635
63	56.183	1:42.120
111	56.378	1:41.322
44	1:09.450	1:45.650

LAP 5 @ 11:55:22.543

NO	BEHIND	LAP TIME
72		1:29.652
1	2.084	1:30.087
3	9.799	1:31.063
173	10.820	1:31.340
70	12.872	1:31.354
47	15.722	1:33.032
69	15.837	1:32.676
31	20.619	1:32.260
18	22.920	1:32.954
71	24.675	1:33.694
4	25.733	1:34.280
24	25.811	1:34.117
48	26.823	1:34.395
8	28.364	1:34.842
54	29.814	1:34.770
57	32.569	1:35.273
78	33.531	1:35.741
17	35.755	1:35.000
19	39.402	1:36.891
37	40.017	1:37.314
40	43.134	1:36.492
91	43.329	1:36.548
46	43.332	1:36.991
9	55.202	1:38.383
7	55.980	1:38.667
5	56.405	1:39.286
52	57.370	1:38.389
26	1:00.870	1:37.940
67	1:02.797	1:39.044
131	1:07.168	1:41.613
63	1:07.407	1:40.876
111	1:07.664	1:40.938
44	1:24.352	1:44.554

Weather / Track : Cloudy / Dry

Brands Hatch GP
Circuit Length = 2.4332 miles
Start: 11:47 Flag 11:55 End: 11:56

Results can be found at www.tsl-timing.com

Printed - 11:58 Sunday, 21 August 2016

BMCRC - MRO Championships 2016 - Rnd 8 @ Brands Hatch GP

BG Products MRO Powerbikes inc Clubman 1000

RACE 2 - SECTOR ANALYSIS

SECTOR 1 = FL to I1, SECTOR 2 = I1 to I2, SECTOR 3 = I2 to FL, DIFF = Difference To Personal Best Lap

P1 72 Michael O'BRIEN Yamaha -

IDEAL LAP TIME : 1:28.833 BEST LAP TIME : 1:29.016 DIFFERENCE : 0.183

LAP	SECTOR 1	SECTOR 2	SECTOR 3	LAP TIME	MPH	DIFF	TIME OF DAY
1 -		40.106	21.049	1:34.389	92.80	5.373	11:49:25.486
2 -	28.528	39.659	***20.891***	1:29.078 **(2)**	98.33	0.062	11:50:54.564
3 -	***28.494***	***39.448***	21.074	***1:29.016*** **(1)**	***98.40***		***11:52:23.580***
4 -	28.691	39.723	20.897	1:29.311 **(3)**	98.08	0.295	11:53:52.891
5 -	28.654	39.804	21.194	1:29.652	97.70	0.636	11:55:22.543

P2 1 Peter BAKER Kawasaki -

IDEAL LAP TIME : 1:28.944 BEST LAP TIME : 1:29.175 DIFFERENCE : 0.231

LAP	SECTOR 1	SECTOR 2	SECTOR 3	LAP TIME	MPH	DIFF	TIME OF DAY
1 -		40.477	***20.840***	1:34.653	92.54	5.478	11:49:25.750
2 -	***28.331***	***39.773***	21.071	***1:29.175*** **(1)**	***98.23***		***11:50:54.925***
3 -	28.817	39.777	20.935	1:29.529 **(2)**	97.84	0.354	11:52:24.454
4 -	28.577	40.318	21.191	1:30.086 **(3)**	97.23	0.911	11:53:54.540
5 -	28.943	40.075	21.069	1:30.087	97.23	0.912	11:55:24.627

P3 3 Colin PARKER Yamaha - Global Robots

IDEAL LAP TIME : 1:30.682 BEST LAP TIME : 1:30.969 DIFFERENCE : 0.287

LAP	SECTOR 1	SECTOR 2	SECTOR 3	LAP TIME	MPH	DIFF	TIME OF DAY
1 -		41.370	***21.175***	1:36.806	90.48	5.837	11:49:27.903
2 -	29.038	40.831	21.509	1:31.378	95.86	0.409	11:50:59.281
3 -	29.095	***40.646***	21.228	***1:30.969*** **(1)**	***96.29***		***11:52:30.250***
4 -	***28.861***	40.924	21.244	1:31.029 **(2)**	96.23	0.060	11:54:01.279
5 -	28.910	40.779	21.374	1:31.063 **(3)**	96.19	0.094	11:55:32.342

P4 173 Stephen DRAPER Kawasaki -

IDEAL LAP TIME : 1:31.012 BEST LAP TIME : 1:31.236 DIFFERENCE : 0.224

LAP	SECTOR 1	SECTOR 2	SECTOR 3	LAP TIME	MPH	DIFF	TIME OF DAY
1 -		41.104	21.333	1:36.492	90.78	5.256	11:49:27.589
2 -	29.294	40.825	21.494	1:31.613	95.61	0.377	11:50:59.202
3 -	***29.115***	41.155	21.315	1:31.585 **(3)**	95.64	0.349	11:52:30.787
4 -	29.301	40.827	***21.108***	***1:31.236*** **(1)**	***96.01***		***11:54:02.023***
5 -	29.336	***40.789***	21.215	1:31.340 **(2)**	95.90	0.104	11:55:33.363

P5 70 C Jamie TIBBLE Kawasaki - Club70

IDEAL LAP TIME : 1:31.181 BEST LAP TIME : 1:31.295 DIFFERENCE : 0.114

LAP	SECTOR 1	SECTOR 2	SECTOR 3	LAP TIME	MPH	DIFF	TIME OF DAY
1 -		41.239	21.653	1:38.024	89.36	6.729	11:49:29.121
2 -	29.622	40.673	21.474	1:31.769 **(3)**	95.45	0.474	11:51:00.890
3 -	29.835	40.764	***21.277***	1:31.876	95.34	0.581	11:52:32.766
4 -	29.509	***40.437***	21.349	***1:31.295*** **(1)**	***95.95***		***11:54:04.061***
5 -	***29.467***	40.605	21.282	1:31.354 **(2)**	95.88	0.059	11:55:35.415

P6 47 Daryl DANCE YAMAHA - 2 brothers scaffolding/Dad

IDEAL LAP TIME : 1:31.561 BEST LAP TIME : 1:31.561 DIFFERENCE : 0.000

LAP	SECTOR 1	SECTOR 2	SECTOR 3	LAP TIME	MPH	DIFF	TIME OF DAY
1 -		41.507	21.586	1:37.425	89.91	5.864	11:49:28.522
2 -	***29.366***	***40.714***	***21.481***	***1:31.561*** **(1)**	***95.67***		***11:51:00.083***
3 -	29.529	41.027	22.100	1:32.656 **(3)**	94.54	1.095	11:52:32.739
4 -	29.880	40.852	21.762	1:32.494 **(2)**	94.70	0.933	11:54:05.233
5 -	29.888	41.363	21.781	1:33.032	94.15	1.471	11:55:38.265

P7 69 Phil SETON Yamaha - Seton Tuning

IDEAL LAP TIME : 1:31.815 BEST LAP TIME : 1:31.899 DIFFERENCE : 0.084

LAP	SECTOR 1	SECTOR 2	SECTOR 3	LAP TIME	MPH	DIFF	TIME OF DAY

Weather / Track : Cloudy / Dry

Brands Hatch GP
Circuit Length = 2.4332 miles
Start: 11:47 Flag 11:55 End: 11:56

BMCRC - MRO Championships 2016 - Rnd 8 @ Brands Hatch GP

BG Products MRO Powerbikes inc Clubman 1000

RACE 2 - SECTOR ANALYSIS

SECTOR 1 = FL to I1, SECTOR 2 = I1 to I2, SECTOR 3 = I2 to FL, DIFF = Difference To Personal Best Lap

1 -		41.555	***21.466***	1:37.687		89.67	5.788	11:49:28.784
2 -	***29.672***	***40.677***	21.550	***1:31.899***	**(1)**	***95.32***		***11:51:00.683***
3 -	29.692	40.810	21.692	1:32.194	**(2)**	95.01	0.295	11:52:32.877
4 -	30.167	41.028	21.632	1:32.827		94.36	0.928	11:54:05.704
5 -	29.854	41.223	21.599	1:32.676	**(3)**	94.52	0.777	11:55:38.380

P8 31 Jack CROUCHER Kawasaki -

IDEAL LAP TIME : 1:32.023 BEST LAP TIME : 1:32.202 DIFFERENCE : 0.179

LAP	SECTOR 1	SECTOR 2	SECTOR 3	LAP TIME		MPH	DIFF	TIME OF DAY
1 -		42.624	21.762	1:41.069		86.67	8.867	11:49:32.166
2 -	30.158	41.828	21.589	1:33.575		93.61	1.373	11:51:05.741
3 -	29.859	41.338	21.762	1:32.959	**(3)**	94.23	0.757	11:52:38.700
4 -	***29.612***	41.196	21.394	***1:32.202***	**(1)**	***95.00***		***11:54:10.902***
5 -	29.849	***41.033***	***21.378***	1:32.260	**(2)**	94.94	0.058	11:55:43.162

P9 18 David GOWEN Yamaha - L&G Engineering / Tinklers

IDEAL LAP TIME : 1:32.707 BEST LAP TIME : 1:32.954 DIFFERENCE : 0.247

LAP	SECTOR 1	SECTOR 2	SECTOR 3	LAP TIME		MPH	DIFF	TIME OF DAY
1 -		42.051	21.906	1:40.384		87.26	7.430	11:49:31.481
2 -	30.482	41.724	21.891	1:34.097		93.09	1.143	11:51:05.578
3 -	29.883	41.553	22.058	1:33.494	**(3)**	93.69	0.540	11:52:39.072
4 -	30.124	41.777	***21.536***	1:33.437	**(2)**	93.75	0.483	11:54:12.509
5 -	***29.770***	***41.401***	21.783	***1:32.954***	**(1)**	***94.23***		***11:55:45.463***

P10 71 C Tom NORTON Kawasaki -

IDEAL LAP TIME : 1:33.364 BEST LAP TIME : 1:33.694 DIFFERENCE : 0.330

LAP	SECTOR 1	SECTOR 2	SECTOR 3	LAP TIME		MPH	DIFF	TIME OF DAY
1 -		42.092	22.169	1:39.952		87.64	6.258	11:49:31.049
2 -	30.572	41.847	22.038	1:34.457		92.73	0.763	11:51:05.506
3 -	30.545	***41.579***	21.915	1:34.039	**(3)**	93.15	0.345	11:52:39.545
4 -	30.322	41.903	***21.754***	1:33.979	**(2)**	93.21	0.285	11:54:13.524
5 -	***30.031***	41.660	22.003	***1:33.694***	**(1)**	***93.49***		***11:55:47.218***

P11 4 Chad HASHMI Kawasaki -

IDEAL LAP TIME : 1:33.560 BEST LAP TIME : 1:33.560 DIFFERENCE : 0.000

LAP	SECTOR 1	SECTOR 2	SECTOR 3	LAP TIME		MPH	DIFF	TIME OF DAY
1 -		42.129	22.751	1:40.321		87.31	6.761	11:49:31.418
2 -	30.617	41.898	22.350	1:34.865		92.34	1.305	11:51:06.283
3 -	30.235	41.811	22.107	1:34.153	**(2)**	93.03	0.593	11:52:40.436
4 -	***29.931***	***41.774***	***21.855***	***1:33.560***	**(1)**	***93.62***		***11:54:13.996***
5 -	30.184	41.896	22.200	1:34.280	**(3)**	92.91	0.720	11:55:48.276

P12 24 Alan SMITH Kawasaki - Mervyn Lambert Plant / Orwells Mcs

IDEAL LAP TIME : 1:33.553 BEST LAP TIME : 1:33.691 DIFFERENCE : 0.138

LAP	SECTOR 1	SECTOR 2	SECTOR 3	LAP TIME		MPH	DIFF	TIME OF DAY
1 -		42.696	21.757	1:40.609		87.06	6.918	11:49:31.706
2 -	30.422	42.525	21.921	1:34.868		92.33	1.177	11:51:06.574
3 -	30.388	***41.781***	21.803	1:33.972	**(2)**	93.21	0.281	11:52:40.546
4 -	***30.081***	41.919	***21.691***	***1:33.691***	**(1)**	***93.49***		***11:54:14.237***
5 -	30.160	41.836	22.121	1:34.117	**(3)**	93.07	0.426	11:55:48.354

P13 48 C Christos BOUZOUKIS BMW -

IDEAL LAP TIME : 1:33.270 BEST LAP TIME : 1:33.270 DIFFERENCE : 0.000

LAP	SECTOR 1	SECTOR 2	SECTOR 3	LAP TIME		MPH	DIFF	TIME OF DAY
1 -		43.559	22.054	1:42.382		85.55	9.112	11:49:33.479
2 -	30.346	41.996	21.978	1:34.320	**(3)**	92.87	1.050	11:51:07.799
3 -	30.225	41.953	21.724	1:33.902	**(2)**	93.28	0.632	11:52:41.701
4 -	***30.087***	***41.530***	***21.653***	***1:33.270***	**(1)**	***93.91***		***11:54:14.971***

Weather / Track : Cloudy / Dry

Brands Hatch GP
Circuit Length = 2.4332 miles
Start: 11:47 Flag 11:55 End: 11:56

BMCRC - MRO Championships 2016 - Rnd 8 @ Brands Hatch GP

BG Products MRO Powerbikes inc Clubman 1000

RACE 2 - SECTOR ANALYSIS

SECTOR 1 = FL to I1, SECTOR 2 = I1 to I2, SECTOR 3 = I2 to FL, DIFF = Difference To Personal Best Lap

5 -	30.338	41.981	22.076	1:34.395	92.79	1.125	11:55:49.366

P14 8 John COUGHLAN Aprilia - BIKERSWORLD

IDEAL LAP TIME : 1:34.324 BEST LAP TIME : 1:34.453 DIFFERENCE : 0.129

LAP	SECTOR 1	SECTOR 2	SECTOR 3	LAP TIME	MPH	DIFF	TIME OF DAY
1 -		42.788	***21.917***	1:41.051	86.68	6.598	11:49:32.148
2 -	30.700	42.149	22.121	1:34.970	92.23	0.517	11:51:07.118
3 -	30.607	***41.907***	21.939	***1:34.453*** **(1)**	***92.74***		***11:52:41.571***
4 -	30.648	41.929	***21.917***	1:34.494 **(2)**	92.70	0.041	11:54:16.065
5 -	***30.500***	42.265	22.077	1:34.842 **(3)**	92.36	0.389	11:55:50.907

P15 54 Andy SAUNDERS BMW - Icon Racing

IDEAL LAP TIME : 1:33.632 BEST LAP TIME : 1:33.943 DIFFERENCE : 0.311

LAP	SECTOR 1	SECTOR 2	SECTOR 3	LAP TIME	MPH	DIFF	TIME OF DAY
1 -		43.151	***22.011***	1:43.013	85.03	9.070	11:49:34.110
2 -	***30.079***	42.574	22.180	1:34.833	92.37	0.890	11:51:08.943
3 -	30.386	***41.542***	22.015	***1:33.943*** **(1)**	***93.24***		***11:52:42.886***
4 -	30.403	41.555	22.743	1:34.701 **(2)**	92.50	0.758	11:54:17.587
5 -	30.193	41.972	22.605	1:34.770 **(3)**	92.43	0.827	11:55:52.357

P16 57 C David MILLS Kawasaki - Area Fifty One Racing

IDEAL LAP TIME : 1:34.861 BEST LAP TIME : 1:35.087 DIFFERENCE : 0.226

LAP	SECTOR 1	SECTOR 2	SECTOR 3	LAP TIME	MPH	DIFF	TIME OF DAY
1 -		43.491	***21.986***	1:42.530	85.43	7.443	11:49:33.627
2 -	***30.373***	42.566	22.148	***1:35.087*** **(1)**	***92.12***		***11:51:08.714***
3 -	30.858	42.550	22.158	1:35.566	91.66	0.479	11:52:44.280
4 -	30.703	***42.502***	22.354	1:35.559 **(3)**	91.66	0.472	11:54:19.839
5 -	30.563	42.580	22.130	1:35.273 **(2)**	91.94	0.186	11:55:55.112

P17 78 C Shane HERBERT Kawasaki - FutureMoto/ Whitecroft Lighting

IDEAL LAP TIME : 1:34.760 BEST LAP TIME : 1:34.919 DIFFERENCE : 0.159

LAP	SECTOR 1	SECTOR 2	SECTOR 3	LAP TIME	MPH	DIFF	TIME OF DAY
1 -		43.876	***21.973***	1:43.192	84.88	8.273	11:49:34.289
2 -	***30.354***	***42.433***	22.132	***1:34.919*** **(1)**	***92.28***		***11:51:09.208***
3 -	30.709	42.448	22.302	1:35.459 **(2)**	91.76	0.540	11:52:44.667
4 -	30.646	42.598	22.422	1:35.666 **(3)**	91.56	0.747	11:54:20.333
5 -	30.716	42.597	22.428	1:35.741	91.49	0.822	11:55:56.074

P18 17 C Luke ZUCHOWSKI BMW -

IDEAL LAP TIME : 1:34.871 BEST LAP TIME : 1:35.000 DIFFERENCE : 0.129

LAP	SECTOR 1	SECTOR 2	SECTOR 3	LAP TIME	MPH	DIFF	TIME OF DAY
1 -		44.464	22.528	1:45.301	83.18	10.301	11:49:36.398
2 -	30.545	43.179	22.458	1:36.182	91.07	1.182	11:51:12.580
3 -	30.219	42.757	22.663	1:35.639 **(3)**	91.59	0.639	11:52:48.219
4 -	***30.099***	42.595	22.385	1:35.079 **(2)**	92.13	0.079	11:54:23.298
5 -	30.228	***42.453***	***22.319***	***1:35.000*** **(1)**	***92.20***		***11:55:58.298***

P19 19 C Chris LAY Kawasaki -

IDEAL LAP TIME : 1:36.004 BEST LAP TIME : 1:36.399 DIFFERENCE : 0.395

LAP	SECTOR 1	SECTOR 2	SECTOR 3	LAP TIME	MPH	DIFF	TIME OF DAY
1 -		44.057	22.445	1:44.024	84.20	7.625	11:49:35.121
2 -	***30.635***	43.035	22.763	1:36.433 **(2)**	90.83	0.034	11:51:11.554
3 -	30.797	***42.957***	22.645	***1:36.399*** **(1)**	***90.87***		***11:52:47.953***
4 -	30.966	43.330	22.805	1:37.101	90.21	0.702	11:54:25.054
5 -	31.274	43.205	***22.412***	1:36.891 **(3)**	90.40	0.492	11:56:01.945

Weather / Track : Cloudy / Dry

Brands Hatch GP
Circuit Length = 2.4332 miles
Start: 11:47 Flag 11:55 End: 11:56

BMCRC - MRO Championships 2016 - Rnd 8 @ Brands Hatch GP

BG Products MRO Powerbikes inc Clubman 1000

RACE 2 - SECTOR ANALYSIS

SECTOR 1 = FL to I1, SECTOR 2 = I1 to I2, SECTOR 3 = I2 to FL, DIFF = Difference To Personal Best Lap

P20 37 C Aldo MORELLO BMW - UK Roofing & Plastics Supplies Ltd

IDEAL LAP TIME : 1:35.723 BEST LAP TIME : 1:35.758 DIFFERENCE : 0.035

LAP	SECTOR 1	SECTOR 2	SECTOR 3	LAP TIME	MPH	DIFF	TIME OF DAY
1 -		44.397	22.496	1:45.470	83.05	9.712	11:49:36.567
2 -	30.986	***42.868***	22.544	1:36.398 **(2)**	90.87	0.640	11:51:12.965
3 -	***30.668***	42.903	***22.187***	***1:35.758*** **(1)**	***91.47***		***11:52:48.723***
4 -	31.078	43.056	22.389	1:36.523 **(3)**	90.75	0.765	11:54:25.246
5 -	31.470	43.283	22.561	1:37.314	90.01	1.556	11:56:02.560

P21 40 C Martin RONALDSON Kawasaki -

IDEAL LAP TIME : 1:36.492 BEST LAP TIME : 1:36.492 DIFFERENCE : 0.000

LAP	SECTOR 1	SECTOR 2	SECTOR 3	LAP TIME	MPH	DIFF	TIME OF DAY
1 -		44.512	22.821	1:45.195	83.27	8.703	11:49:36.292
2 -	31.463	43.454	23.043	1:37.960 **(3)**	89.42	1.468	11:51:14.252
3 -	31.794	43.171	23.114	1:38.079	89.31	1.587	11:52:52.331
4 -	31.060	43.316	22.478	1:36.854 **(2)**	90.44	0.362	11:54:29.185
5 -	***30.975***	***43.113***	***22.404***	***1:36.492*** **(1)**	***90.78***		***11:56:05.677***

P22 91 Dave NORTON BMW - Strawberry racing

IDEAL LAP TIME : 1:36.369 BEST LAP TIME : 1:36.548 DIFFERENCE : 0.179

LAP	SECTOR 1	SECTOR 2	SECTOR 3	LAP TIME	MPH	DIFF	TIME OF DAY
1 -		44.135	22.581	1:46.066	82.58	9.518	11:49:37.163
2 -	31.707	***43.034***	22.579	1:37.320 **(3)**	90.01	0.772	11:51:14.483
3 -	31.750	43.422	22.655	1:37.827	89.54	1.279	11:52:52.310
4 -	31.484	43.172	22.358	1:37.014 **(2)**	90.29	0.466	11:54:29.324
5 -	***31.066***	43.213	***22.269***	***1:36.548*** **(1)**	***90.73***		***11:56:05.872***

P23 46 C Simon GATES Yamaha - No Talentino Rossi (Team FATI Yamaha)

IDEAL LAP TIME : 1:36.371 BEST LAP TIME : 1:36.991 DIFFERENCE : 0.620

LAP	SECTOR 1	SECTOR 2	SECTOR 3	LAP TIME	MPH	DIFF	TIME OF DAY
1 -		44.223	***22.385***	1:45.604	82.94	8.613	11:49:36.701
2 -	31.425	43.451	22.764	1:37.640	89.71	0.649	11:51:14.341
3 -	31.588	***42.973***	22.950	1:37.511 **(3)**	89.83	0.520	11:52:51.852
4 -	31.104	43.296	22.632	1:37.032 **(2)**	90.27	0.041	11:54:28.884
5 -	***31.013***	43.093	22.885	***1:36.991*** **(1)**	***90.31***		***11:56:05.875***

P24 9 C Mark O'BRIEN Ducati - obrienhifi.com

IDEAL LAP TIME : 1:38.383 BEST LAP TIME : 1:38.383 DIFFERENCE : 0.000

LAP	SECTOR 1	SECTOR 2	SECTOR 3	LAP TIME	MPH	DIFF	TIME OF DAY
1 -		45.252	22.772	1:48.643	80.62	10.260	11:49:39.740
2 -	32.020	44.351	23.243	1:39.614 **(2)**	87.93	1.231	11:51:19.354
3 -	31.849	44.768	23.133	1:39.750 **(3)**	87.81	1.367	11:52:59.104
4 -	31.826	44.864	23.568	1:40.258	87.37	1.875	11:54:39.362
5 -	***31.476***	***44.280***	***22.627***	***1:38.383*** **(1)**	***89.03***		***11:56:17.745***

P25 7 C John DAVIS Yamaha -

IDEAL LAP TIME : 1:37.700 BEST LAP TIME : 1:38.398 DIFFERENCE : 0.698

LAP	SECTOR 1	SECTOR 2	SECTOR 3	LAP TIME	MPH	DIFF	TIME OF DAY
1 -		46.199	23.281	1:50.404	79.34	12.006	11:49:41.501
2 -	33.165	44.996	23.264	1:41.425	86.36	3.027	11:51:22.926
3 -	31.623	***43.782***	22.993	***1:38.398*** **(1)**	***89.02***		***11:53:01.324***
4 -	***31.343***	44.181	23.008	1:38.532 **(2)**	88.90	0.134	11:54:39.856
5 -	31.352	44.740	***22.575***	1:38.667 **(3)**	88.78	0.269	11:56:18.523

P26 5 C Vincent BUTLER Yamaha -

IDEAL LAP TIME : 1:39.245 BEST LAP TIME : 1:39.286 DIFFERENCE : 0.041

LAP	SECTOR 1	SECTOR 2	SECTOR 3	LAP TIME	MPH	DIFF	TIME OF DAY

Weather / Track : Cloudy / Dry

Brands Hatch GP
Circuit Length = 2.4332 miles
Start: 11:47 Flag 11:55 End: 11:56

BMCRC - MRO Championships 2016 - Rnd 8 @ Brands Hatch GP

BG Products MRO Powerbikes inc Clubman 1000

RACE 2 - SECTOR ANALYSIS

SECTOR 1 = FL to I1, SECTOR 2 = I1 to I2, SECTOR 3 = I2 to FL, DIFF = Difference To Personal Best Lap

1 -		44.827	22.714	1:47.675		81.35	8.389	11:49:38.772
2 -	32.642	44.493	23.393	1:40.528		87.13	1.242	11:51:19.300
3 -	32.527	44.511	23.250	1:40.288	(3)	87.34	1.002	11:52:59.588
4 -	32.527	***44.487***	23.060	1:40.074	(2)	87.53	0.788	11:54:39.662
5 -	***32.238***	44.528	***22.520***	***1:39.286***	**(1)**	***88.22***		***11:56:18.948***

P27 52 C Lee BARRETT Kawasaki - LKJ contract cleaning & dad/mum

IDEAL LAP TIME : 1:38.178 BEST LAP TIME : 1:38.389 DIFFERENCE : 0.211

LAP	SECTOR 1	SECTOR 2	SECTOR 3	LAP TIME		MPH	DIFF	TIME OF DAY
1 -		46.977	23.101	1:51.439		78.60	13.050	11:49:42.536
2 -	32.578	44.855	23.318	1:40.751		86.94	2.362	11:51:23.287
3 -	32.631	44.243	22.888	1:39.762	(3)	87.80	1.373	11:53:03.049
4 -	***31.631***	44.127	***22.717***	1:38.475	(2)	88.95	0.086	11:54:41.524
5 -	31.735	***43.830***	22.824	***1:38.389***	**(1)**	***89.03***		***11:56:19.913***

P28 26 C Eiren LONGWILL Honda -

IDEAL LAP TIME : 1:37.940 BEST LAP TIME : 1:37.940 DIFFERENCE : 0.000

LAP	SECTOR 1	SECTOR 2	SECTOR 3	LAP TIME		MPH	DIFF	TIME OF DAY
1 -		46.831	23.825	1:51.924		78.26	13.984	11:49:43.021
2 -	32.525	45.298	23.945	1:41.768		86.07	3.828	11:51:24.789
3 -	32.148	45.040	23.746	1:40.934	(3)	86.78	2.994	11:53:05.723
4 -	32.376	44.172	23.202	1:39.750	(2)	87.81	1.810	11:54:45.473
5 -	***31.289***	***43.739***	***22.912***	***1:37.940***	**(1)**	***89.44***		***11:56:23.413***

P29 67 C Andrew GOODING Kawasaki - Mirage ltd

IDEAL LAP TIME : 1:39.020 BEST LAP TIME : 1:39.044 DIFFERENCE : 0.024

LAP	SECTOR 1	SECTOR 2	SECTOR 3	LAP TIME		MPH	DIFF	TIME OF DAY
1 -		46.878	23.548	1:52.135		78.11	13.091	11:49:43.232
2 -	32.473	45.489	23.707	1:41.669		86.16	2.625	11:51:24.901
3 -	32.851	45.221	23.464	1:41.536	(3)	86.27	2.492	11:53:06.437
4 -	32.211	44.668	***22.980***	1:39.859	(2)	87.72	0.815	11:54:46.296
5 -	***31.716***	***44.324***	23.004	***1:39.044***	**(1)**	***88.44***		***11:56:25.340***

P30 131 C Ashley FRANCIS Kawasaki -

IDEAL LAP TIME : 1:40.943 BEST LAP TIME : 1:41.613 DIFFERENCE : 0.670

LAP	SECTOR 1	SECTOR 2	SECTOR 3	LAP TIME		MPH	DIFF	TIME OF DAY
1 -		46.940	***23.237***	1:50.158		79.52	8.545	11:49:41.255
2 -	33.018	***45.179***	23.643	1:41.840	(2)	86.01	0.227	11:51:23.095
3 -	32.875	45.802	23.691	1:42.368	(3)	85.57	0.755	11:53:05.463
4 -	33.167	46.053	23.415	1:42.635		85.34	1.022	11:54:48.098
5 -	***32.527***	45.572	23.514	***1:41.613***	**(1)**	***86.20***		***11:56:29.711***

P31 63 C Keith HATTON BMW - L.K.J. CONTRACTS

IDEAL LAP TIME : 1:40.876 BEST LAP TIME : 1:40.876 DIFFERENCE : 0.000

LAP	SECTOR 1	SECTOR 2	SECTOR 3	LAP TIME		MPH	DIFF	TIME OF DAY
1 -		46.688	23.921	1:51.384		78.64	10.508	11:49:42.481
2 -	32.682	45.338	24.180	1:42.200	(3)	85.71	1.324	11:51:24.681
3 -	32.712	45.408	24.153	1:42.273		85.65	1.397	11:53:06.954
4 -	32.623	45.637	23.860	1:42.120	(2)	85.77	1.244	11:54:49.074
5 -	***32.304***	***45.205***	***23.367***	***1:40.876***	**(1)**	***86.83***		***11:56:29.950***

P32 111 Jonathan SHEPPARD Kawasaki -

IDEAL LAP TIME : 1:40.664 BEST LAP TIME : 1:40.938 DIFFERENCE : 0.274

LAP	SECTOR 1	SECTOR 2	SECTOR 3	LAP TIME		MPH	DIFF	TIME OF DAY
1 -		47.178	24.030	1:53.413		77.23	12.475	11:49:44.510
2 -	33.386	45.234	23.837	1:42.457		85.49	1.519	11:51:26.967
3 -	32.721	44.942	23.317	1:40.980	(2)	86.74	0.042	11:53:07.947
4 -	***32.621***	44.988	23.713	1:41.322	(3)	86.45	0.384	11:54:49.269

Weather / Track : Cloudy / Dry

Brands Hatch GP
Circuit Length = 2.4332 miles
Start: 11:47 Flag 11:55 End: 11:56

BMCRC - MRO Championships 2016 - Rnd 8 @ Brands Hatch GP

BG Products MRO Powerbikes inc Clubman 1000

RACE 2 - SECTOR ANALYSIS

SECTOR 1 = FL to I1, SECTOR 2 = I1 to I2, SECTOR 3 = I2 to FL, DIFF = Difference To Personal Best Lap

5 -	32.895	***44.781***	***23.262***	***1:40.938***	**(1)**	***86.78***	***11:56:30.207***

P33 44 C Kevan BARRETT Kawasaki - LKJ Contracts

IDEAL LAP TIME : 1:44.529 BEST LAP TIME : 1:44.554 DIFFERENCE : 0.025

LAP	SECTOR 1	SECTOR 2	SECTOR 3	LAP TIME		MPH	DIFF	TIME OF DAY
1 -		48.131	24.331	1:55.002		76.17	10.448	11:49:46.099
2 -	33.751	47.308	24.327	1:45.386	**(3)**	83.12	0.832	11:51:31.485
3 -	33.322	***47.282***	24.602	1:45.206	**(2)**	83.26	0.652	11:53:16.691
4 -	33.580	47.705	24.365	1:45.650		82.91	1.096	11:55:02.341
5 -	***33.100***	47.307	***24.147***	***1:44.554***	**(1)**	***83.78***		***11:56:46.895***

P34 11 C Mick WHALLEY Yamaha - Fresh Fruit Ltd

IDEAL LAP TIME : 1:41.559 BEST LAP TIME : 1:52.247 DIFFERENCE : 10.688

LAP	SECTOR 1	SECTOR 2	SECTOR 3	LAP TIME		MPH	DIFF	TIME OF DAY
1 -		47.101	***23.262***	***1:52.247***	**(1)**	***78.04***		***11:49:43.344***

Weather / Track : Cloudy / Dry

Brands Hatch GP
Circuit Length = 2.4332 miles
Start: 11:47 Flag 11:55 End: 11:56

BMCRC - MRO Championships 2016 - Rnd 8 @ Brands Hatch GP

BG Products MRO Powerbikes inc Clubman 1000

RACE 2 - BEST SECTORS

	SECTOR 1			SECTOR 2			SECTOR 3			IDEAL / BEST COMPARISON					
POS	NO	NAME	TIME	NO	NAME	TIME	NO	NAME	TIME	POS	NO	NAME	IDEAL	BEST	DIFF
												PERFECT LAP	1:28.619		
1	1	BAKER	28.331	72	O'BRIEN	39.448	1	BAKER	20.840	1	72	O'BRIEN	1:28.833	1:29.016	0.183
2	72	O'BRIEN	28.494	1	BAKER	39.773	72	O'BRIEN	20.891	2	1	BAKER	1:28.944	1:29.175	0.231
3	3	PARKER	28.861	70	TIBBLE	40.437	173	DRAPER	21.108	3	3	PARKER	1:30.682	1:30.969	0.287
4	173	DRAPER	29.115	3	PARKER	40.646	3	PARKER	21.175	4	173	DRAPER	1:31.012	1:31.236	0.224
5	47	DANCE	29.366	69	SETON	40.677	70	TIBBLE	21.277	5	70	TIBBLE	1:31.181	1:31.295	0.114
6	70	TIBBLE	29.467	47	DANCE	40.714	31	CROUCHER	21.378	6	47	DANCE	1:31.561	1:31.561	0.000
7	31	CROUCHER	29.612	173	DRAPER	40.789	69	SETON	21.466	7	69	SETON	1:31.815	1:31.899	0.084
8	69	SETON	29.672	31	CROUCHER	41.033	47	DANCE	21.481	8	31	CROUCHER	1:32.023	1:32.202	0.179
9	18	GOWEN	29.770	18	GOWEN	41.401	18	GOWEN	21.536	9	18	GOWEN	1:32.707	1:32.954	0.247
10	4	HASHMI	29.931	48	BOUZOUKIS	41.530	48	BOUZOUKIS	21.653	10	48	BOUZOUKIS	1:33.270	1:33.270	0.000
11	71	NORTON	30.031	54	SAUNDERS	41.542	24	SMITH	21.691	11	71	NORTON	1:33.364	1:33.694	0.330
12	54	SAUNDERS	30.079	71	NORTON	41.579	71	NORTON	21.754	12	24	SMITH	1:33.553	1:33.691	0.138
13	24	SMITH	30.081	4	HASHMI	41.774	4	HASHMI	21.855	13	4	HASHMI	1:33.560	1:33.560	0.000
14	48	BOUZOUKIS	30.087	24	SMITH	41.781	8	COUGHLAN	21.917	14	54	SAUNDERS	1:33.632	1:33.943	0.311
15	17	ZUCHOWSKI	30.099	8	COUGHLAN	41.907	78	HERBERT	21.973	15	8	COUGHLAN	1:34.324	1:34.453	0.129
16	78	HERBERT	30.354	78	HERBERT	42.433	57	MILLS	21.986	16	78	HERBERT	1:34.760	1:34.919	0.159
17	57	MILLS	30.373	17	ZUCHOWSKI	42.453	54	SAUNDERS	22.011	17	57	MILLS	1:34.861	1:35.087	0.226
18	8	COUGHLAN	30.500	57	MILLS	42.502	37	MORELLO	22.187	18	17	ZUCHOWSKI	1:34.871	1:35.000	0.129
19	19	LAY	30.635	37	MORELLO	42.868	91	NORTON	22.269	19	37	MORELLO	1:35.723	1:35.758	0.035
20	37	MORELLO	30.668	19	LAY	42.957	17	ZUCHOWSKI	22.319	20	19	LAY	1:36.004	1:36.399	0.395
21	40	RONALDSON	30.975	46	GATES	42.973	46	GATES	22.385	21	91	NORTON	1:36.369	1:36.548	0.179
22	46	GATES	31.013	91	NORTON	43.034	40	RONALDSON	22.404	22	46	GATES	1:36.371	1:36.991	0.620
23	91	NORTON	31.066	40	RONALDSON	43.113	19	LAY	22.412	23	40	RONALDSON	1:36.492	1:36.492	0.000
24	26	LONGWILL	31.289	26	LONGWILL	43.739	5	BUTLER	22.520	24	7	DAVIS	1:37.700	1:38.398	0.698
25	7	DAVIS	31.343	7	DAVIS	43.782	7	DAVIS	22.575	25	26	LONGWILL	1:37.940	1:37.940	0.000
26	9	O'BRIEN	31.476	52	BARRETT	43.830	9	O'BRIEN	22.627	26	52	BARRETT	1:38.178	1:38.389	0.211
27	52	BARRETT	31.631	9	O'BRIEN	44.280	52	BARRETT	22.717	27	9	O'BRIEN	1:38.383	1:38.383	0.000
28	67	GOODING	31.716	67	GOODING	44.324	26	LONGWILL	22.912	28	67	GOODING	1:39.020	1:39.044	0.024
29	5	BUTLER	32.238	5	BUTLER	44.487	67	GOODING	22.980	29	5	BUTLER	1:39.245	1:39.286	0.041
30	63	HATTON	32.304	111	SHEPPARD	44.781	131	FRANCIS	23.237	30	111	SHEPPARD	1:40.664	1:40.938	0.274
31	131	FRANCIS	32.527	131	FRANCIS	45.179	111	SHEPPARD	23.262	31	63	HATTON	1:40.876	1:40.876	0.000
32	111	SHEPPARD	32.621	63	HATTON	45.205	11	WHALLEY	23.262	32	131	FRANCIS	1:40.943	1:41.613	0.670
33	11	WHALLEY	32.646	11	WHALLEY	45.651	63	HATTON	23.367	33	11	WHALLEY	1:41.559	1:52.247	10.688
34	44	BARRETT	33.100	44	BARRETT	47.282	44	BARRETT	24.147	34	44	BARRETT	1:44.529	1:44.554	0.025

Weather / Track : Cloudy / Dry

Brands Hatch GP
Circuit Length = 2.4332 miles
Start: 11:47 Flag 11:55 End: 11:56

Results can be found at www.tsl-timing.com

Printed - 11:58 Sunday, 21 August 2016

BMCRC - MRO Championships 2016 - Rnd 8 @ Brands Hatch GP

BG Products MRO Powerbikes inc Clubman 1000

RACE 13 - GRID (5 Laps)

ROW 13	39 74 Andrew BURKE	38 88 John BUTLER	37 41 David ABRAHAM
ROW 12	36 25 Louis BARTLETT	35 141 Ramone DURRANI	34 11 Mick WHALLEY
ROW 11	33 44 Kevan BARRETT	32 131 Ashley FRANCIS	31 111 Jonathan SHEPPARD
ROW 10	30 63 Keith HATTON	29 5 Vincent BUTLER	28 67 Andrew GOODING
ROW 9	27 7 John DAVIS	26 52 Lee BARRETT	25 9 Mark O'BRIEN
ROW 8	24 26 Eiren LONGWILL	23 46 Simon GATES	22 91 Dave NORTON
ROW 7	21 40 Martin RONALDSON	20 19 Chris LAY	19 37 Aldo MORELLO
ROW 6	18 57 David MILLS	17 17 Luke ZUCHOWSKI	16 78 Shane HERBERT
ROW 5	15 8 John COUGHLAN	14 54 Andy SAUNDERS	13 71 Tom NORTON
ROW 4	12 24 Alan SMITH	11 4 Chad HASHMI	10 48 Christos BOUZOUKIS
ROW 3	9 18 David GOWEN	8 31 Jack CROUCHER	7 69 Phil SETON
ROW 2	6 47 Daryl DANCE	5 70 Jamie TIBBLE	4 173 Stephen DRAPER
ROW 1	3 3 Colin PARKER	2 1 Peter BAKER	1 72 Michael O'BRIEN

Pole

Brands Hatch GP
Circuit Length = 2.4332 miles

These results are provisional until the conclusion of any judicial and technical matters.

Clerk Of Course :		Timekeeper :

Results can be found at www.tsl-timing.com

Printed - 12:01 Sunday, 21 August 2016

BMCRC - MRO Championships 2016 - Rnd 8 @ Brands Hatch GP

BG Products MRO Powerbikes inc Clubman 1000

RACE 13 - CLASSIFICATION

POS	NO	CL	PIC	NAME	ENTRY	LAPS	TIME	GAP	DIFF	MPH	BEST	ON
1	3		1	Colin PARKER	Yamaha - Global Robots	5	7:36.392			95.96	1:29.920	2
2	173		2	Stephen DRAPER	Kawasaki -	5	7:44.030	7.638	7.638	94.38	1:31.069	5
3	70	C	1	Jamie TIBBLE	Kawasaki - Club70	5	7:45.077	8.685	1.047	94.17	1:31.603	2
4	47		3	Daryl DANCE	YAMAHA - 2 brothers scaffolding/Dad	5	7:50.411	14.019	5.334	93.10	1:32.010	2
5	18		4	David GOWEN	Yamaha - L&G Engineering / Tinklers	5	7:53.229	16.837	2.818	92.55	1:32.880	3
6	71	C	2	Tom NORTON	Kawasaki -	5	7:57.302	20.910	4.073	91.76	1:33.508	3
7	48	C	3	Christos BOUZOUKIS	BMW -	5	7:57.448	21.056	0.146	91.73	1:33.512	3
8	24		5	Alan SMITH	Kawasaki - Mervyn Lambert Plant / Orwells Mcs	5	8:01.364	24.972	3.916	90.98	1:34.696	2
9	54		6	Andy SAUNDERS	BMW - Icon Racing	5	8:04.860	28.468	3.496	90.33	1:34.378	2
10	17	C	4	Luke ZUCHOWSKI	BMW -	5	8:05.119	28.727	0.259	90.28	1:35.100	5
11	8		7	John COUGHLAN	Aprilia - BIKERSWORLD	5	8:05.874	29.482	0.755	90.14	1:35.221	2
12	57	C	5	David MILLS	Kawasaki - Area Fifty One Racing	5	8:06.447	30.055	0.573	90.03	1:35.206	3
13	78	C	6	Shane HERBERT	Kawasaki - FutureMoto/ Whitecroft Lighting	5	8:07.066	30.674	0.619	89.92	1:35.780	2
14	19	C	7	Chris LAY	Kawasaki -	5	8:07.299	30.907	0.233	89.88	1:35.408	4
15	37	C	8	Aldo MORELLO	BMW - UK Roofing & Plastics Supplies Ltd	5	8:11.103	34.711	3.804	89.18	1:36.143	2
16	4 *		8	Chad HASHMI	Kawasaki -	5	8:11.307	34.915	0.204	89.14	1:34.475	5
17	91		9	Dave NORTON	BMW - Strawberry racing	5	8:13.262	36.870	1.955	88.79	1:36.770	5
18	46	C	9	Simon GATES	Yamaha - No Talentino Rossi (Team FATI Yamaha)	5	8:13.430	37.038	0.168	88.76	1:36.747	5
19	9	C	10	Mark O'BRIEN	Ducati - obrienhifi.com	5	8:17.904	41.512	4.474	87.96	1:37.651	3
20	7	C	11	John DAVIS	Yamaha -	5	8:18.650	42.258	0.746	87.83	1:36.835	5
21	26	C	12	Eiren LONGWILL	Honda -	5	8:19.139	42.747	0.489	87.74	1:36.980	5
22	5	C	13	Vincent BUTLER	Yamaha -	5	8:25.662	49.270	6.523	86.61	1:39.161	2
23	67	C	14	Andrew GOODING	Kawasaki - Mirage ltd	5	8:26.088	49.696	0.426	86.54	1:39.146	5
24	52	C	15	Lee BARRETT	Kawasaki - LKJ contract cleaning & dad/mum	5	8:26.519	50.127	0.431	86.47	1:39.121	5
25	131	C	16	Ashley FRANCIS	Kawasaki -	5	8:32.567	56.175	6.048	85.45	1:40.065	5
26	111		10	Jonathan SHEPPARD	Kawasaki -	5	8:34.298	57.906	1.731	85.16	1:40.690	5
27	63	C	17	Keith HATTON	BMW - L.K.J. CONTRACTS	5	8:34.524	58.132	0.226	85.12	1:40.215	5
28	44	C	18	Kevan BARRETT	Kawasaki - LKJ Contracts	5	9:00.093	1:23.701	25.569	81.09	1:46.137	3
					NOT CLASSIFIED							
DNF	72			Michael O'BRIEN	Yamaha -	3	4:34.116	2 Laps	2 Laps	95.86	1:29.611	2
DNF	1			Peter BAKER	Kawasaki -	3	4:35.447	2 Laps	1.331	95.40	1:29.303	2
DNF	31			Jack CROUCHER	Kawasaki -	2	3:10.097	3 Laps	1 Lap	92.16	1:32.157	2
DNF	69			Phil SETON	Yamaha - Seton Tuning	1	1:37.353	4 Laps	1 Lap	89.97	1:37.353	1
DNF	40	C		Martin RONALDSON	Kawasaki -	0						

FASTEST LAP

1		Peter BAKER	Kawasaki -	2	1:29.303	98.09 mph	157.86 kph
70	C	Jamie TIBBLE	Kawasaki - Club70	2	1:31.603	95.62 mph	153.89 kph

*** No. 4 - 10 second penalty - jump start**
Class - 90% of Race Speed = 86.36 mph
Class C - 90% of Race Speed = 84.75 mph

Brands Hatch GP
Circuit Length = 2.4332 miles
Start: 15:12 Flag 15:19 End: 15:21

Weather / Track : Cloudy / Dry
These results are provisional until the conclusion of any judicial and technical matters.

Clerk Of Course :		Timekeeper :

Results can be found at www.tsl-timing.com

Printed - 15:21 Sunday, 21 August 2016

BMCRC - MRO Championships 2016 - Rnd 8 @ Brands Hatch GP

BG Products MRO Powerbikes inc Clubman 1000

RACE 13 - LAP CHART

LAP 1 @ 15:13:35.931

NO	BEHIND	LAP TIME
72		1:34.708
3	0.628	1:35.336
1	1.620	1:36.328
70	2.379	1:37.087
69	2.645	1:37.353
47	3.052	1:37.760
173	3.148	1:37.856
31	3.232	1:37.940
48	4.686	1:39.394
18	5.017	1:39.725
4	5.781	1:40.489
71	5.881	1:40.589
24	6.318	1:41.026
8	7.702	1:42.410
78	7.914	1:42.622
19	8.408	1:43.116
17	8.619	1:43.327
57	8.696	1:43.404
54	8.960	1:43.668
37	9.694	1:44.402
91	10.038	1:44.746
46	10.299	1:45.007
26	11.371	1:46.079
9	11.569	1:46.277
5	11.740	1:46.448
7	12.486	1:47.194
67	13.091	1:47.799
52	13.636	1:48.344
111	14.443	1:49.151
131	14.628	1:49.336
63	15.691	1:50.399
44	19.087	1:53.795

LAP 2 @ 15:15:05.542

NO	BEHIND	LAP TIME
72		1:29.611
3	0.937	1:29.920
1	1.312	1:29.303
70	4.371	1:31.603
47	5.451	1:32.010
173	5.580	1:32.043
31	5.778	1:32.157
18	8.614	1:33.208
48	9.882	1:34.807
71	10.170	1:33.900
24	11.403	1:34.696
4	11.476	1:35.306
8	13.312	1:35.221
54	13.727	1:34.378
78	14.083	1:35.780
17	14.510	1:35.502
57	15.237	1:36.152
19	15.706	1:36.909
37	16.226	1:36.143
91	17.262	1:36.835
46	17.802	1:37.114
9	19.747	1:37.789
26	20.640	1:38.880
5	21.290	1:39.161
7	21.989	1:39.114
67	23.370	1:39.890
52	23.608	1:39.583
131	26.187	1:41.170
111	26.671	1:41.839
63	27.499	1:41.419
44	35.879	1:46.403

LAP 3 @ 15:16:35.339

NO	BEHIND	LAP TIME
72		1:29.797
3	1.183	1:30.043
1	1.331	1:29.816
70	6.478	1:31.904
173	7.319	1:31.536
47	9.672	1:34.018
18	11.697	1:32.880
48	13.597	1:33.512
71	13.881	1:33.508
24	16.617	1:35.011
4	16.679	1:35.000
54	19.734	1:35.804
8	20.002	1:36.487
17	20.220	1:35.507
78	20.488	1:36.202
57	20.646	1:35.206
19	21.934	1:36.025
37	22.708	1:36.279
91	25.082	1:37.617
46	25.794	1:37.789
9	27.601	1:37.651
26	29.004	1:38.161
7	30.222	1:38.030
5	31.479	1:39.986
67	33.167	1:39.594
52	33.625	1:39.814
131	38.000	1:41.610
111	38.674	1:41.800
63	39.464	1:41.762
44	52.219	1:46.137

LAP 4 @ 15:18:06.989

NO	BEHIND	LAP TIME
3		1:30.467
70	7.038	1:32.210
173	7.195	1:31.526
47	11.562	1:33.540
18	13.792	1:33.745
71	16.405	1:34.174
48	16.774	1:34.827
24	20.535	1:35.568
4	21.066	1:36.037
54	23.950	1:35.866
17	24.253	1:35.683
8	24.723	1:36.371
57	24.840	1:35.844
78	25.243	1:36.405
19	25.692	1:35.408
37	27.975	1:36.917
91	30.726	1:37.294
46	30.917	1:36.773
9	34.158	1:38.207
7	36.049	1:37.477
26	36.393	1:39.039
5	40.443	1:40.614
67	41.176	1:39.659
52	41.632	1:39.657
131	46.736	1:40.386
111	47.842	1:40.818
63	48.543	1:40.729
44	1:07.690	1:47.121

LAP 5 @ 15:19:37.615

NO	BEHIND	LAP TIME
3		1:30.626
173	7.638	1:31.069
70	8.685	1:32.273
47	14.019	1:33.083
18	16.837	1:33.671
71	20.910	1:35.131
48	21.056	1:34.908
4	24.915	1:34.475
24	24.972	1:35.063
54	28.468	1:35.144
17	28.727	1:35.100
8	29.482	1:35.385
57	30.055	1:35.841
78	30.674	1:36.057
19	30.907	1:35.841
37	34.711	1:37.362
91	36.870	1:36.770
46	37.038	1:36.747
9	41.512	1:37.980
7	42.258	1:36.835
26	42.747	1:36.980
5	49.270	1:39.453
67	49.696	1:39.146
52	50.127	1:39.121
131	56.175	1:40.065
111	57.906	1:40.690
63	58.132	1:40.215
44	1:23.701	1:46.637

Weather / Track : Cloudy / Dry

Brands Hatch GP
Circuit Length = 2.4332 miles
Start: 15:12 Flag 15:19 End: 15:21

Results can be found at www.tsl-timing.com

Printed - 15:22 Sunday, 21 August 2016

BMCRC - MRO Championships 2016 - Rnd 8 @ Brands Hatch GP

BG Products MRO Powerbikes inc Clubman 1000

RACE 13 - SECTOR ANALYSIS

SECTOR 1 = FL to I1, SECTOR 2 = I1 to I2, SECTOR 3 = I2 to FL, DIFF = Difference To Personal Best Lap

P1 3 Colin PARKER Yamaha - Global Robots

IDEAL LAP TIME : 1:29.920 BEST LAP TIME : 1:29.920 DIFFERENCE : 0.000

LAP	SECTOR 1	SECTOR 2	SECTOR 3	LAP TIME	MPH	DIFF	TIME OF DAY
1 -		40.679	21.058	1:35.336	91.88	5.416	15:13:36.559
2 -	***28.688***	***40.231***	***21.001***	***1:29.920 (1)***	***97.41***		***15:15:06.479***
3 -	28.744	40.269	21.030	1:30.043 (2)	97.28	0.123	15:16:36.522
4 -	28.744	40.567	21.156	1:30.467 (3)	96.82	0.547	15:18:06.989
5 -	28.842	40.521	21.263	1:30.626	96.65	0.706	15:19:37.615

P2 173 Stephen DRAPER Kawasaki -

IDEAL LAP TIME : 1:30.854 BEST LAP TIME : 1:31.069 DIFFERENCE : 0.215

LAP	SECTOR 1	SECTOR 2	SECTOR 3	LAP TIME	MPH	DIFF	TIME OF DAY
1 -		41.242	21.399	1:37.856	89.51	6.787	15:13:39.079
2 -	29.577	41.124	21.342	1:32.043	95.17	0.974	15:15:11.122
3 -	29.417	40.797	21.322	1:31.536 (3)	95.69	0.467	15:16:42.658
4 -	29.355	41.130	***21.041***	1:31.526 (2)	95.70	0.457	15:18:14.184
5 -	***29.183***	***40.630***	21.256	***1:31.069 (1)***	***96.18***		***15:19:45.253***

P3 70 C Jamie TIBBLE Kawasaki - Club70

IDEAL LAP TIME : 1:31.562 BEST LAP TIME : 1:31.603 DIFFERENCE : 0.041

LAP	SECTOR 1	SECTOR 2	SECTOR 3	LAP TIME	MPH	DIFF	TIME OF DAY
1 -		41.142	21.539	1:37.087	90.22	5.484	15:13:38.310
2 -	29.605	***40.692***	21.306	***1:31.603 (1)***	***95.62***		***15:15:09.913***
3 -	***29.578***	40.838	21.488	1:31.904 (2)	95.31	0.301	15:16:41.817
4 -	29.977	40.941	***21.292***	1:32.210 (3)	94.99	0.607	15:18:14.027
5 -	29.905	40.874	21.494	1:32.273	94.93	0.670	15:19:46.300

P4 47 Daryl DANCE YAMAHA - 2 brothers scaffolding/Dad

IDEAL LAP TIME : 1:32.010 BEST LAP TIME : 1:32.010 DIFFERENCE : 0.000

LAP	SECTOR 1	SECTOR 2	SECTOR 3	LAP TIME	MPH	DIFF	TIME OF DAY
1 -		41.336	21.675	1:37.760	89.60	5.750	15:13:38.983
2 -	***29.409***	***41.114***	***21.487***	***1:32.010 (1)***	***95.20***		***15:15:10.993***
3 -	29.547	41.929	22.542	1:34.018	93.17	2.008	15:16:45.011
4 -	29.808	41.693	22.039	1:33.540 (3)	93.64	1.530	15:18:18.551
5 -	29.834	41.554	21.695	1:33.083 (2)	94.10	1.073	15:19:51.634

P5 18 David GOWEN Yamaha - L&G Engineering / Tinklers

IDEAL LAP TIME : 1:32.765 BEST LAP TIME : 1:32.880 DIFFERENCE : 0.115

LAP	SECTOR 1	SECTOR 2	SECTOR 3	LAP TIME	MPH	DIFF	TIME OF DAY
1 -		41.970	21.734	1:39.725	87.83	6.845	15:13:40.948
2 -	29.956	41.575	***21.677***	1:33.208 (2)	93.98	0.328	15:15:14.156
3 -	***29.746***	***41.342***	21.792	***1:32.880 (1)***	***94.31***		***15:16:47.036***
4 -	30.038	41.825	21.882	1:33.745	93.44	0.865	15:18:20.781
5 -	30.262	41.567	21.842	1:33.671 (3)	93.51	0.791	15:19:54.452

P6 71 C Tom NORTON Kawasaki -

IDEAL LAP TIME : 1:33.357 BEST LAP TIME : 1:33.508 DIFFERENCE : 0.151

LAP	SECTOR 1	SECTOR 2	SECTOR 3	LAP TIME	MPH	DIFF	TIME OF DAY
1 -		42.439	21.998	1:40.589	87.08	7.081	15:13:41.812
2 -	30.192	41.996	***21.712***	1:33.900 (2)	93.28	0.392	15:15:15.712
3 -	***30.035***	***41.610***	21.863	***1:33.508 (1)***	***93.68***		***15:16:49.220***
4 -	30.407	41.929	21.838	1:34.174 (3)	93.01	0.666	15:18:23.394
5 -	30.197	42.172	22.762	1:35.131	92.08	1.623	15:19:58.525

P7 48 C Christos BOUZOUKIS BMW -

IDEAL LAP TIME : 1:33.259 BEST LAP TIME : 1:33.512 DIFFERENCE : 0.253

LAP	SECTOR 1	SECTOR 2	SECTOR 3	LAP TIME	MPH	DIFF	TIME OF DAY

Weather / Track : Cloudy / Dry

Brands Hatch GP
Circuit Length = 2.4332 miles
Start: 15:12 Flag 15:19 End: 15:21

BMCRC - MRO Championships 2016 - Rnd 8 @ Brands Hatch GP

BG Products MRO Powerbikes inc Clubman 1000

RACE 13 - SECTOR ANALYSIS

SECTOR 1 = FL to I1, SECTOR 2 = I1 to I2, SECTOR 3 = I2 to FL, DIFF = Difference To Personal Best Lap

1 -		41.821	***21.721***	1:39.394	88.13	5.882	15:13:40.617
2 -	***29.989***	43.037	21.781	1:34.807 **(2)**	92.39	1.295	15:15:15.424
3 -	30.072	***41.549***	21.891	***1:33.512*** **(1)**	***93.67***		***15:16:48.936***
4 -	30.405	42.503	21.919	1:34.827 **(3)**	92.37	1.315	15:18:23.763
5 -	30.127	41.975	22.806	1:34.908	92.29	1.396	15:19:58.671

P8 24 Alan SMITH Kawasaki - Mervyn Lambert Plant / Orwells Mcs

IDEAL LAP TIME : 1:34.162 BEST LAP TIME : 1:34.696 DIFFERENCE : 0.534

LAP	SECTOR 1	SECTOR 2	SECTOR 3	LAP TIME	MPH	DIFF	TIME OF DAY
1 -		42.531	***21.908***	1:41.026	86.70	6.330	15:13:42.249
2 -	***30.074***	42.552	22.070	***1:34.696*** **(1)**	***92.50***		***15:15:16.945***
3 -	30.431	***42.180***	22.400	1:35.011 **(2)**	92.19	0.315	15:16:51.956
4 -	31.060	42.445	22.063	1:35.568	91.66	0.872	15:18:27.524
5 -	30.396	42.262	22.405	1:35.063 **(3)**	92.14	0.367	15:20:02.587

P9 54 Andy SAUNDERS BMW - Icon Racing

IDEAL LAP TIME : 1:34.304 BEST LAP TIME : 1:34.378 DIFFERENCE : 0.074

LAP	SECTOR 1	SECTOR 2	SECTOR 3	LAP TIME	MPH	DIFF	TIME OF DAY
1 -		43.065	***21.895***	1:43.668	84.49	9.290	15:13:44.891
2 -	***30.331***	***42.078***	21.969	***1:34.378*** **(1)**	***92.81***		***15:15:19.269***
3 -	30.711	42.292	22.801	1:35.804 **(3)**	91.43	1.426	15:16:55.073
4 -	31.003	42.605	22.258	1:35.866	91.37	1.488	15:18:30.939
5 -	30.786	42.313	22.045	1:35.144 **(2)**	92.06	0.766	15:20:06.083

P10 17 C Luke ZUCHOWSKI BMW -

IDEAL LAP TIME : 1:34.396 BEST LAP TIME : 1:35.100 DIFFERENCE : 0.704

LAP	SECTOR 1	SECTOR 2	SECTOR 3	LAP TIME	MPH	DIFF	TIME OF DAY
1 -		43.392	22.368	1:43.327	84.77	8.227	15:13:44.550
2 -	30.561	43.006	***21.935***	1:35.502 **(2)**	91.72	0.402	15:15:20.052
3 -	***30.243***	42.840	22.424	1:35.507 **(3)**	91.71	0.407	15:16:55.559
4 -	30.721	42.620	22.342	1:35.683	91.55	0.583	15:18:31.242
5 -	30.727	***42.218***	22.155	***1:35.100*** **(1)**	***92.11***		***15:20:06.342***

P11 8 John COUGHLAN Aprilia - BIKERSWORLD

IDEAL LAP TIME : 1:35.035 BEST LAP TIME : 1:35.221 DIFFERENCE : 0.186

LAP	SECTOR 1	SECTOR 2	SECTOR 3	LAP TIME	MPH	DIFF	TIME OF DAY
1 -		43.082	22.281	1:42.410	85.53	7.189	15:13:43.633
2 -	***30.689***	42.350	22.182	***1:35.221*** **(1)**	***91.99***		***15:15:18.854***
3 -	31.081	43.077	22.329	1:36.487	90.78	1.266	15:16:55.341
4 -	31.459	42.673	22.239	1:36.371 **(3)**	90.89	1.150	15:18:31.712
5 -	31.039	***42.280***	***22.066***	1:35.385 **(2)**	91.83	0.164	15:20:07.097

P12 57 C David MILLS Kawasaki - Area Fifty One Racing

IDEAL LAP TIME : 1:34.919 BEST LAP TIME : 1:35.206 DIFFERENCE : 0.287

LAP	SECTOR 1	SECTOR 2	SECTOR 3	LAP TIME	MPH	DIFF	TIME OF DAY
1 -		43.465	22.225	1:43.404	84.71	8.198	15:13:44.627
2 -	30.830	43.243	22.079	1:36.152	91.10	0.946	15:15:20.779
3 -	***30.286***	42.776	22.144	***1:35.206*** **(1)**	***92.00***		***15:16:55.985***
4 -	31.061	***42.629***	22.154	1:35.844 **(3)**	91.39	0.638	15:18:31.829
5 -	31.023	42.814	***22.004***	1:35.841 **(2)**	91.39	0.635	15:20:07.670

P13 78 C Shane HERBERT Kawasaki - FutureMoto/ Whitecroft Lighting

IDEAL LAP TIME : 1:35.538 BEST LAP TIME : 1:35.780 DIFFERENCE : 0.242

LAP	SECTOR 1	SECTOR 2	SECTOR 3	LAP TIME	MPH	DIFF	TIME OF DAY
1 -		43.127	22.280	1:42.622	85.35	6.842	15:13:43.845
2 -	30.875	***42.598***	22.307	***1:35.780*** **(1)**	***91.45***		***15:15:19.625***
3 -	***30.685***	43.200	22.317	1:36.202 **(3)**	91.05	0.422	15:16:55.827
4 -	31.355	42.795	***22.255***	1:36.405	90.86	0.625	15:18:32.232

Brands Hatch GP
Circuit Length = 2.4332 miles
Start: 15:12 Flag 15:19 End: 15:21

Weather / Track : Cloudy / Dry

BMCRC - MRO Championships 2016 - Rnd 8 @ Brands Hatch GP

BG Products MRO Powerbikes inc Clubman 1000

RACE 13 - SECTOR ANALYSIS

SECTOR 1 = FL to I1, SECTOR 2 = I1 to I2, SECTOR 3 = I2 to FL, DIFF = Difference To Personal Best Lap

5 -	31.015	42.690	22.352	1:36.057 (2)	91.19	0.277	15:20:08.289

P14 19 C Chris LAY Kawasaki -

IDEAL LAP TIME : 1:35.231 BEST LAP TIME : 1:35.408 DIFFERENCE : 0.177

LAP	SECTOR 1	SECTOR 2	SECTOR 3	LAP TIME	MPH	DIFF	TIME OF DAY
1 -		43.215	22.405	1:43.116	84.95	7.708	15:13:44.339
2 -	30.594	43.602	22.713	1:36.909	90.39	1.501	15:15:21.248
3 -	***30.410***	42.966	22.649	1:36.025 (3)	91.22	0.617	15:16:57.273
4 -	30.553	***42.567***	22.288	***1:35.408 (1)***	***91.81***		***15:18:32.681***
5 -	30.712	42.875	***22.254***	1:35.841 (2)	91.39	0.433	15:20:08.522

P15 37 C Aldo MORELLO BMW - UK Roofing & Plastics Supplies Ltd

IDEAL LAP TIME : 1:35.873 BEST LAP TIME : 1:36.143 DIFFERENCE : 0.270

LAP	SECTOR 1	SECTOR 2	SECTOR 3	LAP TIME	MPH	DIFF	TIME OF DAY
1 -		43.851	22.702	1:44.402	83.90	8.259	15:13:45.625
2 -	30.852	43.082	***22.209***	***1:36.143 (1)***	***91.11***		***15:15:21.768***
3 -	***30.627***	***43.037***	22.615	1:36.279 (2)	90.98	0.136	15:16:58.047
4 -	31.068	43.095	22.754	1:36.917 (3)	90.38	0.774	15:18:34.964
5 -	31.293	43.269	22.800	1:37.362	89.97	1.219	15:20:12.326

P16 4 Chad HASHMI Kawasaki -

IDEAL LAP TIME : 1:34.205 BEST LAP TIME : 1:34.475 DIFFERENCE : 0.270

LAP	SECTOR 1	SECTOR 2	SECTOR 3	LAP TIME	MPH	DIFF	TIME OF DAY
1 -		42.847	***22.187***	1:40.489	87.17	6.014	15:13:41.712
2 -	30.308	42.599	22.399	1:35.306 (3)	91.91	0.831	15:15:17.018
3 -	30.230	***42.005***	22.765	1:35.000 (2)	92.20	0.525	15:16:52.018
4 -	31.072	42.647	22.318	1:36.037	91.21	1.562	15:18:28.055
5 -	***30.013***	42.100	22.362	***1:34.475 (1)***	***92.72***		***15:20:02.530***

P17 91 Dave NORTON BMW - Strawberry racing

IDEAL LAP TIME : 1:36.472 BEST LAP TIME : 1:36.770 DIFFERENCE : 0.298

LAP	SECTOR 1	SECTOR 2	SECTOR 3	LAP TIME	MPH	DIFF	TIME OF DAY
1 -		43.902	22.515	1:44.746	83.62	7.976	15:13:45.969
2 -	31.355	43.203	***22.277***	1:36.835 (2)	90.46	0.065	15:15:22.804
3 -	31.946	***43.053***	22.618	1:37.617	89.73	0.847	15:17:00.421
4 -	31.480	43.351	22.463	1:37.294 (3)	90.03	0.524	15:18:37.715
5 -	***31.142***	43.093	22.535	***1:36.770 (1)***	***90.52***		***15:20:14.485***

P18 46 C Simon GATES Yamaha - No Talentino Rossi (Team FATI Yamaha)

IDEAL LAP TIME : 1:36.563 BEST LAP TIME : 1:36.747 DIFFERENCE : 0.184

LAP	SECTOR 1	SECTOR 2	SECTOR 3	LAP TIME	MPH	DIFF	TIME OF DAY
1 -		44.149	22.562	1:45.007	83.42	8.260	15:13:46.230
2 -	31.410	43.251	22.453	1:37.114 (3)	90.20	0.367	15:15:23.344
3 -	31.995	***42.906***	22.888	1:37.789	89.57	1.042	15:17:01.133
4 -	31.348	43.001	***22.424***	1:36.773 (2)	90.51	0.026	15:18:37.906
5 -	***31.233***	42.993	22.521	***1:36.747 (1)***	***90.54***		***15:20:14.653***

P19 9 C Mark O'BRIEN Ducati - obrienhifi.com

IDEAL LAP TIME : 1:37.494 BEST LAP TIME : 1:37.651 DIFFERENCE : 0.157

LAP	SECTOR 1	SECTOR 2	SECTOR 3	LAP TIME	MPH	DIFF	TIME OF DAY
1 -		44.360	22.837	1:46.277	82.42	8.626	15:13:47.500
2 -	31.439	43.780	***22.570***	1:37.789 (2)	89.57	0.138	15:15:25.289
3 -	31.336	***43.716***	22.599	***1:37.651 (1)***	***89.70***		***15:17:02.940***
4 -	31.491	44.080	22.636	1:38.207	89.19	0.556	15:18:41.147
5 -	***31.208***	44.034	22.738	1:37.980 (3)	89.40	0.329	15:20:19.127

Weather / Track : Cloudy / Dry

Brands Hatch GP
Circuit Length = 2.4332 miles
Start: 15:12 Flag 15:19 End: 15:21

BMCRC - MRO Championships 2016 - Rnd 8 @ Brands Hatch GP

BG Products MRO Powerbikes inc Clubman 1000

RACE 13 - SECTOR ANALYSIS

SECTOR 1 = FL to I1, SECTOR 2 = I1 to I2, SECTOR 3 = I2 to FL, DIFF = Difference To Personal Best Lap

P20 7 C John DAVIS Yamaha -

IDEAL LAP TIME : 1:36.658 BEST LAP TIME : 1:36.835 DIFFERENCE : 0.177

LAP	SECTOR 1	SECTOR 2	SECTOR 3	LAP TIME	MPH	DIFF	TIME OF DAY
1 -		44.192	23.112	1:47.194	81.71	10.359	15:13:48.417
2 -	31.495	45.010	***22.609***	1:39.114	88.38	2.279	15:15:27.531
3 -	31.586	43.410	23.034	1:38.030 **(3)**	89.35	1.195	15:17:05.561
4 -	31.425	43.217	22.835	1:37.477 **(2)**	89.86	0.642	15:18:43.038
5 -	***30.987***	***43.062***	22.786	***1:36.835*** **(1)**	***90.46***		***15:20:19.873***

P21 26 C Eiren LONGWILL Honda -

IDEAL LAP TIME : 1:36.902 BEST LAP TIME : 1:36.980 DIFFERENCE : 0.078

LAP	SECTOR 1	SECTOR 2	SECTOR 3	LAP TIME	MPH	DIFF	TIME OF DAY
1 -		44.486	22.843	1:46.079	82.57	9.099	15:13:47.302
2 -	31.733	44.376	22.771	1:38.880 **(3)**	88.59	1.900	15:15:26.182
3 -	***31.291***	43.668	23.202	1:38.161 **(2)**	89.23	1.181	15:17:04.343
4 -	31.641	43.898	23.500	1:39.039	88.44	2.059	15:18:43.382
5 -	31.369	***43.144***	***22.467***	***1:36.980*** **(1)**	***90.32***		***15:20:20.362***

P22 5 C Vincent BUTLER Yamaha -

IDEAL LAP TIME : 1:38.749 BEST LAP TIME : 1:39.161 DIFFERENCE : 0.412

LAP	SECTOR 1	SECTOR 2	SECTOR 3	LAP TIME	MPH	DIFF	TIME OF DAY
1 -		44.374	22.727	1:46.448	82.29	7.287	15:13:47.671
2 -	***32.110***	44.389	***22.662***	***1:39.161*** **(1)**	***88.33***		***15:15:26.832***
3 -	32.988	44.183	22.815	1:39.986 **(3)**	87.61	0.825	15:17:06.818
4 -	32.352	45.409	22.853	1:40.614	87.06	1.453	15:18:47.432
5 -	32.657	***43.977***	22.819	1:39.453 **(2)**	88.08	0.292	15:20:26.885

P23 67 C Andrew GOODING Kawasaki - Mirage ltd

IDEAL LAP TIME : 1:38.813 BEST LAP TIME : 1:39.146 DIFFERENCE : 0.333

LAP	SECTOR 1	SECTOR 2	SECTOR 3	LAP TIME	MPH	DIFF	TIME OF DAY
1 -		44.955	***23.113***	1:47.799	81.26	8.653	15:13:49.022
2 -	31.863	44.759	23.268	1:39.890	87.69	0.744	15:15:28.912
3 -	31.849	44.433	23.312	1:39.594 **(2)**	87.95	0.448	15:17:08.506
4 -	31.941	44.603	23.115	1:39.659 **(3)**	87.89	0.513	15:18:48.165
5 -	***31.636***	***44.064***	23.446	***1:39.146*** **(1)**	***88.35***		***15:20:27.311***

P24 52 C Lee BARRETT Kawasaki - LKJ contract cleaning & dad/mum

IDEAL LAP TIME : 1:38.865 BEST LAP TIME : 1:39.121 DIFFERENCE : 0.256

LAP	SECTOR 1	SECTOR 2	SECTOR 3	LAP TIME	MPH	DIFF	TIME OF DAY
1 -		44.719	23.417	1:48.344	80.85	9.223	15:13:49.567
2 -	31.948	44.528	23.107	1:39.583 **(2)**	87.96	0.462	15:15:29.150
3 -	32.165	44.293	23.356	1:39.814	87.76	0.693	15:17:08.964
4 -	***31.649***	44.989	23.019	1:39.657 **(3)**	87.89	0.536	15:18:48.621
5 -	31.905	***44.200***	***23.016***	***1:39.121*** **(1)**	***88.37***		***15:20:27.742***

P25 131 C Ashley FRANCIS Kawasaki -

IDEAL LAP TIME : 1:39.724 BEST LAP TIME : 1:40.065 DIFFERENCE : 0.341

LAP	SECTOR 1	SECTOR 2	SECTOR 3	LAP TIME	MPH	DIFF	TIME OF DAY
1 -		45.373	23.118	1:49.336	80.11	9.271	15:13:50.559
2 -	***32.156***	46.010	23.004	1:41.170 **(3)**	86.58	1.105	15:15:31.729
3 -	33.237	45.019	23.354	1:41.610	86.21	1.545	15:17:13.339
4 -	32.763	44.693	***22.930***	1:40.386 **(2)**	87.26	0.321	15:18:53.725
5 -	32.367	***44.638***	23.060	***1:40.065*** **(1)**	***87.54***		***15:20:33.790***

P26 111 Jonathan SHEPPARD Kawasaki -

IDEAL LAP TIME : 1:40.342 BEST LAP TIME : 1:40.690 DIFFERENCE : 0.348

LAP	SECTOR 1	SECTOR 2	SECTOR 3	LAP TIME	MPH	DIFF	TIME OF DAY

Weather / Track : Cloudy / Dry

Brands Hatch GP
Circuit Length = 2.4332 miles
Start: 15:12 Flag 15:19 End: 15:21

BMCRC - MRO Championships 2016 - Rnd 8 @ Brands Hatch GP

BG Products MRO Powerbikes inc Clubman 1000

RACE 13 - SECTOR ANALYSIS

SECTOR 1 = FL to I1, SECTOR 2 = I1 to I2, SECTOR 3 = I2 to FL, DIFF = Difference To Personal Best Lap

1 -		45.063	23.554	1:49.151		80.25	8.461	15:13:50.374
2 -	32.230	45.744	23.865	1:41.839		86.01	1.149	15:15:32.213
3 -	33.099	45.212	23.489	1:41.800	(3)	86.04	1.110	15:17:14.013
4 -	32.571	45.004	***23.243***	1:40.818	(2)	86.88	0.128	15:18:54.831
5 -	***32.212***	***44.887***	23.591	***1:40.690***	(1)	***86.99***		***15:20:35.521***

P27 63 C Keith HATTON BMW - L.K.J. CONTRACTS

IDEAL LAP TIME : 1:39.989 BEST LAP TIME : 1:40.215 DIFFERENCE : 0.226

LAP	SECTOR 1	SECTOR 2	SECTOR 3	LAP TIME		MPH	DIFF	TIME OF DAY
1 -		45.749	23.574	1:50.399		79.34	10.184	15:13:51.622
2 -	***31.706***	45.789	23.924	1:41.419	(3)	86.37	1.204	15:15:33.041
3 -	32.456	45.354	23.952	1:41.762		86.08	1.547	15:17:14.803
4 -	32.114	44.980	23.635	1:40.729	(2)	86.96	0.514	15:18:55.532
5 -	31.932	***44.838***	***23.445***	***1:40.215***	(1)	***87.41***		***15:20:35.747***

P28 44 C Kevan BARRETT Kawasaki - LKJ Contracts

IDEAL LAP TIME : 1:45.437 BEST LAP TIME : 1:46.137 DIFFERENCE : 0.700

LAP	SECTOR 1	SECTOR 2	SECTOR 3	LAP TIME		MPH	DIFF	TIME OF DAY
1 -		47.903	***24.029***	1:53.795		76.97	7.658	15:13:55.018
2 -	***33.647***	48.063	24.693	1:46.403	(2)	82.32	0.266	15:15:41.421
3 -	33.823	***47.761***	24.553	***1:46.137***	(1)	***82.53***		***15:17:27.558***
4 -	33.970	48.547	24.604	1:47.121		81.77	0.984	15:19:14.679
5 -	33.841	48.271	24.525	1:46.637	(3)	82.14	0.500	15:21:01.316

P29 72 Michael O'BRIEN Yamaha -

IDEAL LAP TIME : 1:29.500 BEST LAP TIME : 1:29.611 DIFFERENCE : 0.111

LAP	SECTOR 1	SECTOR 2	SECTOR 3	LAP TIME		MPH	DIFF	TIME OF DAY
1 -		40.158	21.092	1:34.708	(3)	92.49	5.097	15:13:35.931
2 -	***28.712***	***39.837***	21.062	***1:29.611***	(1)	***97.75***		***15:15:05.542***
3 -	28.715	40.131	***20.951***	1:29.797	(2)	97.55	0.186	15:16:35.339

P30 1 Peter BAKER Kawasaki -

IDEAL LAP TIME : 1:29.231 BEST LAP TIME : 1:29.303 DIFFERENCE : 0.072

LAP	SECTOR 1	SECTOR 2	SECTOR 3	LAP TIME		MPH	DIFF	TIME OF DAY
1 -		40.627	21.016	1:36.328	(3)	90.93	7.025	15:13:37.551
2 -	***28.306***	***39.971***	21.026	***1:29.303***	(1)	***98.09***		***15:15:06.854***
3 -	28.568	40.294	***20.954***	1:29.816	(2)	97.53	0.513	15:16:36.670

P31 31 Jack CROUCHER Kawasaki -

IDEAL LAP TIME : 1:31.875 BEST LAP TIME : 1:32.157 DIFFERENCE : 0.282

LAP	SECTOR 1	SECTOR 2	SECTOR 3	LAP TIME		MPH	DIFF	TIME OF DAY
1 -		41.169	***21.304***	1:37.940	(2)	89.44	5.783	15:13:39.163
2 -	29.716	***41.107***	21.334	***1:32.157***	(1)	***95.05***		***15:15:11.320***

P32 69 Phil SETON Yamaha - Seton Tuning

IDEAL LAP TIME : 1:32.776 BEST LAP TIME : 1:37.353 DIFFERENCE : 4.577

LAP	SECTOR 1	SECTOR 2	SECTOR 3	LAP TIME		MPH	DIFF	TIME OF DAY
1 -		***40.867***	***22.280***	***1:37.353***	(1)	***89.97***		***15:13:38.576***

Weather / Track : Cloudy / Dry

Brands Hatch GP
Circuit Length = 2.4332 miles
Start: 15:12 Flag 15:19 End: 15:21

BMCRC - MRO Championships 2016 - Rnd 8 @ Brands Hatch GP

BG Products MRO Powerbikes inc Clubman 1000

RACE 13 - BEST SECTORS

	SECTOR 1			SECTOR 2			SECTOR 3			IDEAL / BEST COMPARISON					
POS	NO	NAME	TIME	NO	NAME	TIME	NO	NAME	TIME	POS	NO	NAME	IDEAL	BEST	DIFF
												PERFECT LAP	1:29.094		
1	1	BAKER	28.306	72	O'BRIEN	39.837	72	O'BRIEN	20.951	1	1	BAKER	1:29.231	1:29.303	0.072
2	3	PARKER	28.688	1	BAKER	39.971	1	BAKER	20.954	2	72	O'BRIEN	1:29.500	1:29.611	0.111
3	72	O'BRIEN	28.712	3	PARKER	40.231	3	PARKER	21.001	3	3	PARKER	1:29.920	1:29.920	0.000
4	173	DRAPER	29.183	173	DRAPER	40.630	173	DRAPER	21.041	4	173	DRAPER	1:30.854	1:31.069	0.215
5	47	DANCE	29.409	70	TIBBLE	40.692	70	TIBBLE	21.292	5	70	TIBBLE	1:31.562	1:31.603	0.041
6	31	CROUCHER	29.464	69	SETON	40.867	31	CROUCHER	21.304	6	31	CROUCHER	1:31.875	1:32.157	0.282
7	70	TIBBLE	29.578	31	CROUCHER	41.107	47	DANCE	21.487	7	47	DANCE	1:32.010	1:32.010	0.000
8	69	SETON	29.629	47	DANCE	41.114	18	GOWEN	21.677	8	18	GOWEN	1:32.765	1:32.880	0.115
9	18	GOWEN	29.746	18	GOWEN	41.342	71	NORTON	21.712	9	69	SETON	1:32.776	1:37.353	4.577
10	48	BOUZOUKIS	29.989	48	BOUZOUKIS	41.549	48	BOUZOUKIS	21.721	10	48	BOUZOUKIS	1:33.259	1:33.512	0.253
11	4	HASHMI	30.013	71	NORTON	41.610	54	SAUNDERS	21.895	11	71	NORTON	1:33.357	1:33.508	0.151
12	71	NORTON	30.035	4	HASHMI	42.005	24	SMITH	21.908	12	24	SMITH	1:34.162	1:34.696	0.534
13	24	SMITH	30.074	54	SAUNDERS	42.078	17	ZUCHOWSKI	21.935	13	4	HASHMI	1:34.205	1:34.475	0.270
14	17	ZUCHOWSKI	30.243	24	SMITH	42.180	57	MILLS	22.004	14	54	SAUNDERS	1:34.304	1:34.378	0.074
15	57	MILLS	30.286	17	ZUCHOWSKI	42.218	8	COUGHLAN	22.066	15	17	ZUCHOWSKI	1:34.396	1:35.100	0.704
16	54	SAUNDERS	30.331	8	COUGHLAN	42.280	4	HASHMI	22.187	16	57	MILLS	1:34.919	1:35.206	0.287
17	19	LAY	30.410	19	LAY	42.567	37	MORELLO	22.209	17	8	COUGHLAN	1:35.035	1:35.221	0.186
18	37	MORELLO	30.627	78	HERBERT	42.598	19	LAY	22.254	18	19	LAY	1:35.231	1:35.408	0.177
19	78	HERBERT	30.685	57	MILLS	42.629	78	HERBERT	22.255	19	78	HERBERT	1:35.538	1:35.780	0.242
20	8	COUGHLAN	30.689	46	GATES	42.906	91	NORTON	22.277	20	37	MORELLO	1:35.873	1:36.143	0.270
21	7	DAVIS	30.987	37	MORELLO	43.037	69	SETON	22.280	21	91	NORTON	1:36.472	1:36.770	0.298
22	91	NORTON	31.142	91	NORTON	43.053	46	GATES	22.424	22	46	GATES	1:36.563	1:36.747	0.184
23	9	O'BRIEN	31.208	7	DAVIS	43.062	26	LONGWILL	22.467	23	7	DAVIS	1:36.658	1:36.835	0.177
24	46	GATES	31.233	26	LONGWILL	43.144	9	O'BRIEN	22.570	24	26	LONGWILL	1:36.902	1:36.980	0.078
25	26	LONGWILL	31.291	9	O'BRIEN	43.716	7	DAVIS	22.609	25	9	O'BRIEN	1:37.494	1:37.651	0.157
26	67	GOODING	31.636	5	BUTLER	43.977	5	BUTLER	22.662	26	5	BUTLER	1:38.749	1:39.161	0.412
27	52	BARRETT	31.649	67	GOODING	44.064	131	FRANCIS	22.930	27	67	GOODING	1:38.813	1:39.146	0.333
28	63	HATTON	31.706	52	BARRETT	44.200	52	BARRETT	23.016	28	52	BARRETT	1:38.865	1:39.121	0.256
29	5	BUTLER	32.110	131	FRANCIS	44.638	67	GOODING	23.113	29	131	FRANCIS	1:39.724	1:40.065	0.341
30	131	FRANCIS	32.156	63	HATTON	44.838	111	SHEPPARD	23.243	30	63	HATTON	1:39.989	1:40.215	0.226
31	111	SHEPPARD	32.212	111	SHEPPARD	44.887	63	HATTON	23.445	31	111	SHEPPARD	1:40.342	1:40.690	0.348
32	44	BARRETT	33.647	44	BARRETT	47.761	44	BARRETT	24.029	32	44	BARRETT	1:45.437	1:46.137	0.700
33															

Weather / Track : Cloudy / Dry

Brands Hatch GP
Circuit Length = 2.4332 miles
Start: 15:12 Flag 15:19 End: 15:21

Results can be found at www.tsl-timing.com

Printed - 15:22 Sunday, 21 August 2016

BMCRC Rookie 600 & 1000

Brands Hatch GP

20th & 21st August 2016

Results Provided by Timing Solutions Ltd
www.tsl-timing.com

Brands Hatch GP

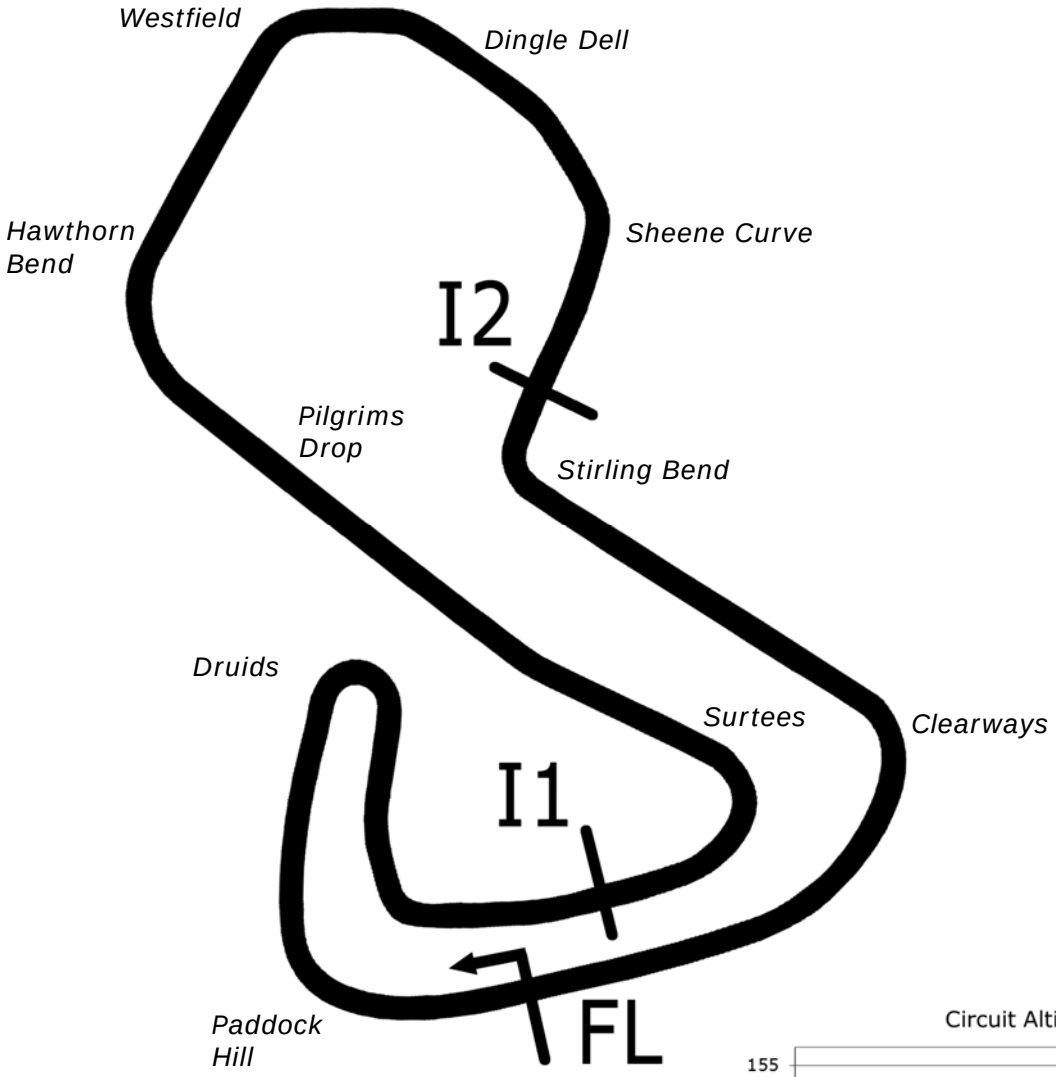

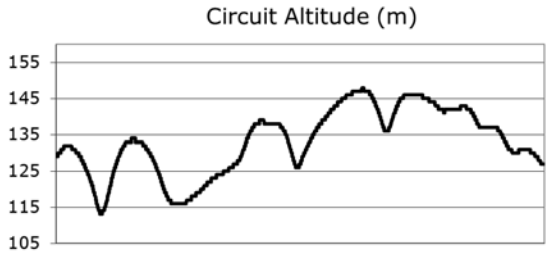

Length	2.4332 miles	3916.0 m	
FL		51.36032 N	0.26032 E
I1	1116m	51.35934 N	0.25955 E
I2	2928m	51.35532 N	0.26250 E
Pit Entry	3646m	51.35911 N	0.25743 E
Pit Exit	83m after FL	51.36017 N	0.26051 E

Pit Entry–Pit Exit 332m, 19.9s @60kph, 14.9s @80kph

All results available at www.tsl-timing.com

BMCRC - MRO Championships 2016 - Rnd 8 @ Brands Hatch GP

BMCRC Rookie 600

QUALIFYING - CLASSIFICATION

POS	NO	NAME	ENTRY	TIME	ON	LAPS	GAP	DIFF	MPH
1	86	David SHOUBRIDGE	Kawasaki - ASAP (allsignsallprint)	1:37.800	1	1			89.56
2	24	Callaghn EDSER	Yamaha -	1:39.115	1	1	1.315	1.315	88.38
3	53	Jason SIGGS	Triumph - J Siggs Construction	1:42.237	1	4	4.437	3.122	85.68
4	130	Lee BUTTON	Yamaha - Elite Spas/Goodwins/Sparkle Spas	1:42.777	1	4	4.977	0.540	85.23
5	100	Mark DYER	Yamaha - Elite electrical (Kent) Ltd	1:43.185	1	4	5.385	0.408	84.89
6	44	Tom NEWMAN	Triumph -	1:43.819	1	4	6.019	0.634	84.37
7	82	Andrew SMITH	Suzuki - 5 Club Racing	1:43.911	1	4	6.111	0.092	84.30
8	81	Liam DUFFETT	Honda -	1:44.238	1	4	6.438	0.327	84.03
9	17	Philip BAKER	Triumph - Martello Building Consultancy	1:46.774	1	4	8.974	2.536	82.04
10	149	Callum HAMMETT	Yamaha -	1:47.382	1	4	9.582	0.608	81.57
11	543	Stefan ELLIS	Yamaha - Bespoke Bathing Company	1:47.779	1	1	9.979	0.397	81.27
12	95	Karl SMITH	Yamaha - The Flooring Centre Romford	1:48.375	1	1	10.575	0.596	80.82
13	64	Rob SALTMER	Honda - Universal Tyres & Autocentres	1:48.993	1	3	11.193	0.618	80.37
14	78	Nicholas JOINT	HONDA - Sydnad's Custom Decals	1:49.360	1	1	11.560	0.367	80.10
15	67	Tony COE	Honda -	1:50.132	1	1	12.332	0.772	79.53
16	43	Jon CLARK	Triumph - RJC Motor Services	1:50.526	1	4	12.726	0.394	79.25
17	97	Sam GRAHAM	Honda -	1:50.885	1	4	13.085	0.359	78.99
18	93	Simon HEALEY	Honda - Popular Tyres / Steam Packet	1:52.543	1	3	14.743	1.658	77.83
19	68	Luke TURNER	Kawasaki -	1:52.583	1	3	14.783	0.040	77.80
20	69	Robert WINDEATT	Triumph - L&W Contractors	1:53.448	1	1	15.648	0.865	77.21
21	119	Adrian LEWIS	Triumph -	1:56.387	1	3	18.587	2.939	75.26
22	21	Michael SMITH	Honda -	1:56.668	1	1	18.868	0.281	75.08
23	19	Mark HART	Mv Agusta - MV Agusta Wales / The specialist in tradition	1:59.333	1	1	21.533	2.665	73.40
24	116	Oliver SHOTTON	Kawasaki -	2:01.766	1	1	23.966	2.433	71.93

Brands Hatch GP
Circuit Length = 2.4332 miles
Start: 10:39 Flag 11:07 End: 11:09

Weather / Track : Changeable / Changeable
These results are provisional until the conclusion of any judicial and technical matters.

Clerk Of Course :		Timekeeper :

Results can be found at www.tsl-timing.com

Printed - 11:10 Saturday, 20 August 2016

BMCRC - MRO Championships 2016 - Rnd 8 @ Brands Hatch GP

BMCRC Rookie 600

QUALIFYING - SECTOR ANALYSIS

SECTOR 1 = FL to I1, SECTOR 2 = I1 to I2, SECTOR 3 = I2 to FL, DIFF = Difference To Personal Best Lap

P1 86 600 David SHOUBRIDGE Kawasaki - ASAP (allsignsallprint)

IDEAL LAP TIME : 1:37.617 BEST LAP TIME : 1:37.800 DIFFERENCE : 0.183

LAP	SECTOR 1	SECTOR 2	SECTOR 3	LAP TIME	MPH	DIFF	TIME OF DAY
1 -	***30.968***	***43.368***	23.464	***1:37.800*** **(1)**	***89.56***		***10:42:49.333***

P2 24 600 Callaghn EDSER Yamaha -

IDEAL LAP TIME : 1:38.659 BEST LAP TIME : 1:39.115 DIFFERENCE : 0.456

LAP	SECTOR 1	SECTOR 2	SECTOR 3	LAP TIME	MPH	DIFF	TIME OF DAY
1 -	***31.337***	***44.305***	23.473	***1:39.115*** **(1)**	***88.38***		***10:42:49.204***

P3 53 600 Jason SIGGS Triumph - J Siggs Construction

IDEAL LAP TIME : 1:41.920 BEST LAP TIME : 1:42.237 DIFFERENCE : 0.317

LAP	SECTOR 1	SECTOR 2	SECTOR 3	LAP TIME	MPH	DIFF	TIME OF DAY
1 -	32.813	***45.992***	***23.432***	***1:42.237*** **(1)**	***85.68***		***10:43:00.942***
2 -	***32.496***		28.988	20:51.473	6.99	19:09.236	11:03:52.415
3 -	39.925	55.029	27.278	2:02.232 **(3)**	71.66	19.995	11:05:54.647
4 -	39.272	52.860	27.373	1:59.505 **(2)**	73.30	17.268	11:07:54.152

P4 130 600 Lee BUTTON Yamaha - Elite Spas/Goodwins/Sparkle Spas

IDEAL LAP TIME : 1:42.777 BEST LAP TIME : 1:42.777 DIFFERENCE : 0.000

LAP	SECTOR 1	SECTOR 2	SECTOR 3	LAP TIME	MPH	DIFF	TIME OF DAY
1 -	***33.030***	***46.484***	***23.263***	***1:42.777*** **(1)**	***85.23***		***10:43:00.569***
2 -	33.312		28.840	20:49.100	7.01	19:06.323	11:03:49.669
3 -	41.435	56.564	27.956	2:05.955 **(3)**	69.54	23.178	11:05:55.624
4 -	40.498	54.661	26.929	2:02.088 **(2)**	71.75	19.311	11:07:57.712

P5 100 600 Mark DYER Yamaha - Elite electrical (Kent) Ltd

IDEAL LAP TIME : 1:43.185 BEST LAP TIME : 1:43.185 DIFFERENCE : 0.000

LAP	SECTOR 1	SECTOR 2	SECTOR 3	LAP TIME	MPH	DIFF	TIME OF DAY
1 -	***33.162***	***46.326***	***23.697***	***1:43.185*** **(1)**	***84.89***		***10:43:00.501***
2 -	34.829		30.750	21:57.152	6.65	20:13.967	11:04:57.653
3 -	42.731	58.896	29.936	2:11.563 **(3)**	66.58	28.378	11:07:09.216
4 -	42.272	58.496	29.836	2:10.604 **(2)**	67.07	27.419	11:09:19.820

P6 44 600 Tom NEWMAN Triumph -

IDEAL LAP TIME : 1:43.819 BEST LAP TIME : 1:43.819 DIFFERENCE : 0.000

LAP	SECTOR 1	SECTOR 2	SECTOR 3	LAP TIME	MPH	DIFF	TIME OF DAY
1 -	***33.466***	***46.679***	***23.674***	***1:43.819*** **(1)**	***84.37***		***10:43:01.533***
2 -	33.622		27.748	21:44.931	6.71	20:01.112	11:04:46.464
3 -	38.523	54.047	27.845	2:00.415 **(2)**	72.74	16.596	11:06:46.879
4 -	38.805	54.513	27.810	2:01.128 **(3)**	72.31	17.309	11:08:48.007

P7 82 600 Andrew SMITH Suzuki - 5 Club Racing

IDEAL LAP TIME : 1:43.447 BEST LAP TIME : 1:43.911 DIFFERENCE : 0.464

LAP	SECTOR 1	SECTOR 2	SECTOR 3	LAP TIME	MPH	DIFF	TIME OF DAY
1 -	33.762	***46.552***	***23.597***	***1:43.911*** **(1)**	***84.30***		***10:43:02.276***
2 -	***33.298***		29.175	20:48.815	7.01	19:04.904	11:03:51.091
3 -	40.437	54.677	27.801	2:02.915 **(3)**	71.26	19.004	11:05:54.006
4 -	40.079	53.771	27.379	2:01.229 **(2)**	72.25	17.318	11:07:55.235

P8 81 600 Liam DUFFETT Honda -

IDEAL LAP TIME : 1:43.389 BEST LAP TIME : 1:44.238 DIFFERENCE : 0.849

LAP	SECTOR 1	SECTOR 2	SECTOR 3	LAP TIME	MPH	DIFF	TIME OF DAY
1 -	33.296	***47.081***	***23.861***	***1:44.238*** **(1)**	***84.03***		***10:43:03.429***
2 -	***32.447***		28.659	20:37.624	7.07	18:53.386	11:03:41.053

Weather / Track : Changeable / Changeable

Brands Hatch GP
Circuit Length = 2.4332 miles
Start: 10:39 Flag 11:07 End: 11:09

BMCRC - MRO Championships 2016 - Rnd 8 @ Brands Hatch GP

BMCRC Rookie 600

QUALIFYING - SECTOR ANALYSIS

SECTOR 1 = FL to I1, SECTOR 2 = I1 to I2, SECTOR 3 = I2 to FL, DIFF = Difference To Personal Best Lap

3 -	38.163	53.385	27.355	1:58.903	(3)	73.67	14.665	11:05:39.956
4 -	37.637	52.979	27.218	1:57.834	(2)	74.34	13.596	11:07:37.790

P9 17 600 Philip BAKER — Triumph - Martello Building Consultancy

IDEAL LAP TIME : 1:46.774 BEST LAP TIME : 1:46.774 DIFFERENCE : 0.000

LAP	SECTOR 1	SECTOR 2	SECTOR 3	LAP TIME		MPH	DIFF	TIME OF DAY
1 -	***33.961***	***48.300***	***24.513***	***1:46.774***	**(1)**	***82.04***		***10:43:10.354***
2 -	35.562		29.824	20:35.150		7.09	18:48.376	11:03:45.504
3 -	41.478	57.525	28.738	2:07.741	**(3)**	68.57	20.967	11:05:53.245
4 -	40.315	55.412	28.024	2:03.751	**(2)**	70.78	16.977	11:07:56.996

P10 149 600 Callum HAMMETT — Yamaha -

IDEAL LAP TIME : 1:47.179 BEST LAP TIME : 1:47.382 DIFFERENCE : 0.203

LAP	SECTOR 1	SECTOR 2	SECTOR 3	LAP TIME		MPH	DIFF	TIME OF DAY
1 -	***33.125***	***49.271***	24.986	***1:47.382***	**(1)**	***81.57***		***10:43:04.536***
2 -	33.568	57.334	IN PIT	21:16.978	**P**	6.85	19:29.596	11:04:21.514
3 -	OUTLAP	1:00.822	29.544	2:18.262		63.35	30.880	11:06:39.776
4 -	41.646	56.448	28.388	2:06.482	**(2)**	69.25	19.100	11:08:46.258

P11 543 600 Stefan ELLIS — Yamaha - Bespoke Bathing Company

IDEAL LAP TIME : 1:47.779 BEST LAP TIME : 1:47.779 DIFFERENCE : 0.000

LAP	SECTOR 1	SECTOR 2	SECTOR 3	LAP TIME		MPH	DIFF	TIME OF DAY
1 -	***34.122***	***48.114***	***25.543***	***1:47.779***	**(1)**	***81.27***		***10:43:19.731***

P12 95 600 Karl SMITH — Yamaha - The Flooring Centre Romford

IDEAL LAP TIME : 1:48.375 BEST LAP TIME : 1:48.375 DIFFERENCE : 0.000

LAP	SECTOR 1	SECTOR 2	SECTOR 3	LAP TIME		MPH	DIFF	TIME OF DAY
1 -	***33.794***	***48.671***	***25.910***	***1:48.375***	**(1)**	***80.82***		***10:43:20.075***

P13 64 600 Rob SALTMER — Honda - Universal Tyres & Autocentres

IDEAL LAP TIME : 1:47.616 BEST LAP TIME : 1:48.993 DIFFERENCE : 1.377

LAP	SECTOR 1	SECTOR 2	SECTOR 3	LAP TIME		MPH	DIFF	TIME OF DAY
1 -	36.183	***48.465***	***24.345***	***1:48.993***	**(1)**	***80.37***		***10:43:11.980***
2 -	***34.806***		30.386	21:56.574	**(3)**	6.65	20:07.581	11:05:08.554
3 -	40.168	53.761	26.906	2:00.835	**(2)**	72.49	11.842	11:07:09.389

P14 78 600 Nicholas JOINT — HONDA - Sydnad's Custom Decals

IDEAL LAP TIME : 1:49.300 BEST LAP TIME : 1:49.360 DIFFERENCE : 0.060

LAP	SECTOR 1	SECTOR 2	SECTOR 3	LAP TIME		MPH	DIFF	TIME OF DAY
1 -	35.326	***48.323***	***25.711***	***1:49.360***	**(1)**	***80.10***		***10:43:15.433***

P15 67 600 Tony COE — Honda -

IDEAL LAP TIME : 1:50.132 BEST LAP TIME : 1:50.132 DIFFERENCE : 0.000

LAP	SECTOR 1	SECTOR 2	SECTOR 3	LAP TIME		MPH	DIFF	TIME OF DAY
1 -	***35.899***	***49.279***	***24.954***	***1:50.132***	**(1)**	***79.53***		***10:43:18.193***

P16 43 600 Jon CLARK — Triumph - RJC Motor Services

IDEAL LAP TIME : 1:50.526 BEST LAP TIME : 1:50.526 DIFFERENCE : 0.000

LAP	SECTOR 1	SECTOR 2	SECTOR 3	LAP TIME		MPH	DIFF	TIME OF DAY
1 -	***35.573***	***49.126***	***25.827***	***1:50.526***	**(1)**	***79.25***		***10:43:19.340***
2 -	36.145		28.990	20:28.667		7.12	18:38.141	11:03:48.007
3 -	39.318	54.221	27.869	2:01.408	**(3)**	72.15	10.882	11:05:49.415
4 -	38.852	53.909	27.590	2:00.351	**(2)**	72.78	9.825	11:07:49.766

Weather / Track : Changeable / Changeable

Brands Hatch GP
Circuit Length = 2.4332 miles
Start: 10:39 Flag 11:07 End: 11:09

BMCRC - MRO Championships 2016 - Rnd 8 @ Brands Hatch GP

BMCRC Rookie 600

QUALIFYING - SECTOR ANALYSIS

SECTOR 1 = FL to I1, SECTOR 2 = I1 to I2, SECTOR 3 = I2 to FL, DIFF = Difference To Personal Best Lap

P17 97 600 Sam GRAHAM Honda -

IDEAL LAP TIME : 1:50.885 BEST LAP TIME : 1:50.885 DIFFERENCE : 0.000

LAP	SECTOR 1	SECTOR 2	SECTOR 3	LAP TIME	MPH	DIFF	TIME OF DAY
1 -	***35.815***	***49.668***	***25.402***	***1:50.885 (1)***	***78.99***		***10:43:23.866***
2 -	37.469		31.000	20:32.552	7.10	18:41.667	11:03:56.418
3 -	41.336	1:01.202	29.168	2:11.706 (3)	66.51	20.821	11:06:08.124
4 -	39.551	58.047	28.631	2:06.229 (2)	69.39	15.344	11:08:14.353

P18 93 600 Simon HEALEY Honda - Popular Tyres / Steam Packet

IDEAL LAP TIME : 1:52.543 BEST LAP TIME : 1:52.543 DIFFERENCE : 0.000

LAP	SECTOR 1	SECTOR 2	SECTOR 3	LAP TIME	MPH	DIFF	TIME OF DAY
1 -	***35.981***	***50.980***	***25.582***	***1:52.543 (1)***	***77.83***		***10:43:19.398***
2 -	38.893		33.213	21:50.560 (3)	6.68	19:58.017	11:05:09.958
3 -	46.760	1:02.735	31.617	2:21.112 (2)	62.07	28.569	11:07:31.070

P19 68 600 Luke TURNER Kawasaki -

IDEAL LAP TIME : 1:51.540 BEST LAP TIME : 1:52.583 DIFFERENCE : 1.043

LAP	SECTOR 1	SECTOR 2	SECTOR 3	LAP TIME	MPH	DIFF	TIME OF DAY
1 -	37.540	***49.828***	***25.215***	***1:52.583 (1)***	***77.80***		***10:43:25.365***
2 -	***36.497***	1:05.648	IN PIT	22:41.706 P	6.43	20:49.123	11:06:07.071
3 -	OUTLAP	57.748	28.564	2:12.235	66.24	19.652	11:08:19.306

P20 69 600 Robert WINDEATT Triumph - L&W Contractors

IDEAL LAP TIME : 1:53.448 BEST LAP TIME : 1:53.448 DIFFERENCE : 0.000

LAP	SECTOR 1	SECTOR 2	SECTOR 3	LAP TIME	MPH	DIFF	TIME OF DAY
1 -	***36.118***	***50.993***	***26.337***	***1:53.448 (1)***	***77.21***		***10:43:25.200***

P21 119 600 Adrian LEWIS Triumph -

IDEAL LAP TIME : 1:55.762 BEST LAP TIME : 1:56.387 DIFFERENCE : 0.625

LAP	SECTOR 1	SECTOR 2	SECTOR 3	LAP TIME	MPH	DIFF	TIME OF DAY
1 -	***37.277***	***52.170***	26.940	***1:56.387 (1)***	***75.26***		***10:43:29.893***
2 -	45.724	19:16.103	29.599	20:31.426 (3)	7.11	18:35.039	11:04:01.319
3 -	42.071	1:00.196	29.641	2:11.908 (2)	66.40	15.521	11:06:13.227

P22 21 600 Michael SMITH Honda -

IDEAL LAP TIME : 1:56.668 BEST LAP TIME : 1:56.668 DIFFERENCE : 0.000

LAP	SECTOR 1	SECTOR 2	SECTOR 3	LAP TIME	MPH	DIFF	TIME OF DAY
1 -	***38.043***	***52.327***	***26.298***	***1:56.668 (1)***	***75.08***		***10:43:29.970***

P23 19 600 Mark HART Mv Agusta - MV Agusta Wales / The specialist in traditional sasł

IDEAL LAP TIME : 1:59.007 BEST LAP TIME : 1:59.333 DIFFERENCE : 0.326

LAP	SECTOR 1	SECTOR 2	SECTOR 3	LAP TIME	MPH	DIFF	TIME OF DAY
1 -	***37.031***	***53.710***	28.592	***1:59.333 (1)***	***73.40***		***10:43:36.861***

P24 116 600 Oliver SHOTTON Kawasaki -

IDEAL LAP TIME : 2:01.333 BEST LAP TIME : 2:01.766 DIFFERENCE : 0.433

LAP	SECTOR 1	SECTOR 2	SECTOR 3	LAP TIME	MPH	DIFF	TIME OF DAY
1 -	***38.435***	***55.219***	28.112	***2:01.766 (1)***	***71.93***		***10:43:33.551***

Weather / Track : Changeable / Changeable

Brands Hatch GP
Circuit Length = 2.4332 miles
Start: 10:39 Flag 11:07 End: 11:09

BMCRC - MRO Championships 2016 - Rnd 8 @ Brands Hatch GP

BMCRC Rookie 600

QUALIFYING - BEST SECTORS

	SECTOR 1			SECTOR 2			SECTOR 3			IDEAL / BEST COMPARISON					
POS	NO	NAME	TIME	NO	NAME	TIME	NO	NAME	TIME	POS	NO	NAME	IDEAL	BEST	DIFF
												PERFECT LAP	1:37.353		
1	86	SHOUBRIDGE	30.968	86	SHOUBRIDGE	43.368	24	EDSER	23.017	1	86	SHOUBRIDGE	1:37.617	1:37.800	0.183
2	24	EDSER	31.337	24	EDSER	44.305	130	BUTTON	23.263	2	24	EDSER	1:38.659	1:39.115	0.456
3	81	DUFFETT	32.447	53	SIGGS	45.992	86	SHOUBRIDGE	23.281	3	53	SIGGS	1:41.920	1:42.237	0.317
4	53	SIGGS	32.496	100	DYER	46.326	53	SIGGS	23.432	4	130	BUTTON	1:42.777	1:42.777	0.000
5	130	BUTTON	33.030	130	BUTTON	46.484	82	SMITH	23.597	5	100	DYER	1:43.185	1:43.185	0.000
6	149	HAMMETT	33.125	82	SMITH	46.552	44	NEWMAN	23.674	6	81	DUFFETT	1:43.389	1:44.238	0.849
7	100	DYER	33.162	44	NEWMAN	46.679	100	DYER	23.697	7	82	SMITH	1:43.447	1:43.911	0.464
8	82	SMITH	33.298	81	DUFFETT	47.081	81	DUFFETT	23.861	8	44	NEWMAN	1:43.819	1:43.819	0.000
9	44	NEWMAN	33.466	543	ELLIS	48.114	64	SALTMER	24.345	9	17	BAKER	1:46.774	1:46.774	0.000
10	95	SMITH	33.794	17	BAKER	48.300	17	BAKER	24.513	10	149	HAMMETT	1:47.179	1:47.382	0.203
11	17	BAKER	33.961	78	JOINT	48.323	149	HAMMETT	24.783	11	64	SALTMER	1:47.616	1:48.993	1.377
12	543	ELLIS	34.122	64	SALTMER	48.465	67	COE	24.954	12	543	ELLIS	1:47.779	1:47.779	0.000
13	64	SALTMER	34.806	95	SMITH	48.671	68	TURNER	25.215	13	95	SMITH	1:48.375	1:48.375	0.000
14	78	JOINT	35.266	43	CLARK	49.126	97	GRAHAM	25.402	14	78	JOINT	1:49.300	1:49.360	0.060
15	43	CLARK	35.573	149	HAMMETT	49.271	543	ELLIS	25.543	15	67	COE	1:50.132	1:50.132	0.000
16	97	GRAHAM	35.815	67	COE	49.279	93	HEALEY	25.582	16	43	CLARK	1:50.526	1:50.526	0.000
17	67	COE	35.899	97	GRAHAM	49.668	78	JOINT	25.711	17	97	GRAHAM	1:50.885	1:50.885	0.000
18	93	HEALEY	35.981	68	TURNER	49.828	43	CLARK	25.827	18	68	TURNER	1:51.540	1:52.583	1.043
19	69	WINDEATT	36.118	93	HEALEY	50.980	95	SMITH	25.910	19	93	HEALEY	1:52.543	1:52.543	0.000
20	68	TURNER	36.497	69	WINDEATT	50.993	21	SMITH	26.298	20	69	WINDEATT	1:53.448	1:53.448	0.000
21	19	HART	37.031	119	LEWIS	52.170	119	LEWIS	26.315	21	119	LEWIS	1:55.762	1:56.387	0.625
22	119	LEWIS	37.277	21	SMITH	52.327	69	WINDEATT	26.337	22	21	SMITH	1:56.668	1:56.668	0.000
23	21	SMITH	38.043	19	HART	53.710	116	SHOTTON	27.679	23	19	HART	1:59.007	1:59.333	0.326
24	116	SHOTTON	38.435	116	SHOTTON	55.219	19	HART	28.266	24	116	SHOTTON	2:01.333	2:01.766	0.433

Weather / Track : Changeable / Changeable

Brands Hatch GP
Circuit Length = 2.4332 miles
Start: 10:39 Flag 11:07 End: 11:09

Results can be found at www.tsl-timing.com

Printed - 11:12 Saturday, 20 August 2016

BMCRC - MRO Championships 2016 - Rnd 8 @ Brands Hatch GP

Thunderbike Extreme & BMCRC Rookie 1000

QUALIFYING - CLASSIFICATION

POS	NO	CL	PIC	NAME	ENTRY	TIME	ON	LAPS	GAP	DIFF	MPH
1	5	1000	1	Kyle O'DONOVAN	Yamaha - Meads Construction	1:52.688	6	6			77.73
2	11	1000	2	Mick WHALLEY	Yamaha - Fresh Fruit Ltd	1:52.902	6	6	0.214	0.214	77.58
3	75		1	Paul NEWMAN	Honda - Leeway building services	1:55.587	4	6	2.899	2.685	75.78
4	41		2	David ABRAHAM	Aprilia - Cambridge Motorcycles	1:56.339	6	6	3.651	0.752	75.29
5	33	1000	3	Rafal GRZEDA	BMW -	1:56.860	6	6	4.172	0.521	74.96
6	82		3	Matt HINNELLS	Aprilia - Moremoto/ Bears repairs	1:57.929	6	6	5.241	1.069	74.28
7	68	R	1	Ian COSTELLO	Suzuki -	1:58.457	6	6	5.769	0.528	73.94
8	40		4	David SHELVEY	Suzuki -	1:58.956	3	3	6.268	0.499	73.63
9	76		5	Jason BYARD	Suzuki - May Construction	1:59.069	3	4	6.381	0.113	73.56
10	254		6	Rick WINDAS	Ducati - Army Medical Services	1:59.427	5	6	6.739	0.358	73.34
11	42		7	Alan WOOD	Suzuki - J.Clubb Aggregates & Concrete	1:59.839	4	5	7.151	0.412	73.09
12	28	R	2	Dan NEMATI	Yamaha - Wayne Johnson	2:00.531	3	6	7.843	0.692	72.67
13	139		8	Antony COPLEY	Yamaha -	2:00.585	3	3	7.897	0.054	72.64
14	58		9	Michael SIMMONS	Kawasaki - Westcountry Windings	2:00.815	6	6	8.127	0.230	72.50
15	303	R	3	Adam NORTON	Honda -	2:01.253	5	5	8.565	0.438	72.24
16	129	1000	4	Luke BAILEY	Honda - L.C.A.B ENGINEERING LTD	2:01.281	5	5	8.593	0.028	72.22
17	15	1000	5	Mariusz SIEMIENIUK-JUZWIUK	Honda - BELMONT AUTO SERVICE	2:02.385	3	3	9.697	1.104	71.57
18	14		10	David SPENCER	Suzuki -	2:02.459	3	6	9.771	0.074	71.53
19	55		11	Michael COPLEY	Suzuki - Jayne copley	2:02.496	6	6	9.808	0.037	71.51
20	41	1000	6	Steven YOUNG	Honda - WDE Recruitment	2:03.834	4	6	11.146	1.338	70.73
21	35	R	4	Stephen HARVEY	Yamaha -	2:05.185	3	3	12.497	1.351	69.97
22	39		12	Rob WILLIAMS	Suzuki -	2:05.207	5	5	12.519	0.022	69.96
23	28	1000	7	Andrew HARRISON	Honda - Leiston press /seax vapourium	2:05.256	5	5	12.568	0.049	69.93
24	16		13	Matthew WREN	Kawasaki - Broken Matt	2:05.337	5	5	12.649	0.081	69.89
25	44		14	Denzil DAVIES	Suzuki - Advanced Mouldings Ltd	2:05.761	5	5	13.073	0.424	69.65
26	3		15	Phil BELENKIN	Suzuki -	2:06.069	4	6	13.381	0.308	69.48
27	57	1000	8	Justin McCORMACK	Kawasaki - JMR Kawasaki	2:06.960	5	5	14.272	0.891	68.99
28	222	1000	9	Matthew EPPS	Honda -	2:08.435	6	6	15.747	1.475	68.20
29	137	1000	10	Alun JOYCE	Honda - the fitness factory	2:08.594	1	5	15.906	0.159	68.12
30	141		16	Matthew ROBINSON	Suzuki - The Parkinson's society/Leopard print studio	2:09.047	5	5	16.359	0.453	67.88
31	51	1000	11	Lindsay FAIRFIELD	Kawasaki -	2:11.353	5	5	18.665	2.306	66.68
32	71		17	Ben BURNAL	Suzuki -	2:11.748	3	5	19.060	0.395	66.48
33	444	1000	12	Benjamin DOUGHTY	Yamaha - First choice builders	2:13.951	2	5	21.263	2.203	65.39
34	57 *		18	Nicholas WESTON	Kawasaki - Inta Motorcycle Services	2:15.218	2	2	22.530	1.267	64.78
35	16	1000	13	Paul CROWSON	Suzuki -	2:18.062	3	3	25.374	2.844	63.44
36	333	1000	14	Andrew HOUGHTON	Suzuki -	2:18.130	6	6	25.442	0.068	63.41
37	10	R	5	Carlo BOTTIGLIERI	Aprilia - TMT RACING	2:20.692	2	2	28.004	2.562	62.26
38	45		19	Paul BRYANT	Honda - CVM	2:21.089	3	3	28.401	0.397	62.08
39	94	R	6	Andrew ASHWORTH	Suzuki - Electrovista	2:25.891	4	4	33.203	4.802	60.04
40	20	R	7	Marc CRESSWELL	Honda -	2:26.294	1	1	33.606	0.403	59.87
41	83	R	8	Glen CADRUVI	Yamaha - Kent Commercial Laundry Repairs			0			

*** No 57 - Please fit a working transponder**

Brands Hatch GP
Circuit Length = 2.4332 miles
Start: 11:29 Flag 11:42 End: 11:44

Weather / Track : Cloudy / Wet
These results are provisional until the conclusion of any judicial and technical matters.

Clerk Of Course :		Timekeeper :

Results can be found at www.tsl-timing.com

Printed - 11:48 Saturday, 20 August 2016

BMCRC - MRO Championships 2016 - Rnd 8 @ Brands Hatch GP

Thunderbike Extreme & BMCRC Rookie 1000

QUALIFYING - SECTOR ANALYSIS

SECTOR 1 = FL to I1, SECTOR 2 = I1 to I2, SECTOR 3 = I2 to FL, DIFF = Difference To Personal Best Lap

P1 5 1000 Kyle O'DONOVAN Yamaha - Meads Construction

IDEAL LAP TIME : 1:52.688 BEST LAP TIME : 1:52.688 DIFFERENCE : 0.000

LAP	SECTOR 1	SECTOR 2	SECTOR 3	LAP TIME	MPH	DIFF	TIME OF DAY
1 -	40.507	56.788	26.466	2:03.761	70.78	11.073	11:33:28.999
2 -	37.979	52.131	26.683	1:56.793	75.00	4.105	11:35:25.792
3 -	37.356	51.894	26.168	1:55.418 (2)	75.89	2.730	11:37:21.210
4 -	37.310	53.350	26.315	1:56.975	74.88	4.287	11:39:18.185
5 -	37.526	52.289	26.658	1:56.473 (3)	75.20	3.785	11:41:14.658
6 -	***36.100***	***51.206***	***25.382***	***1:52.688 (1)***	***77.73***		***11:43:07.346***

P2 11 1000 Mick WHALLEY Yamaha - Fresh Fruit Ltd

IDEAL LAP TIME : 1:52.806 BEST LAP TIME : 1:52.902 DIFFERENCE : 0.096

LAP	SECTOR 1	SECTOR 2	SECTOR 3	LAP TIME	MPH	DIFF	TIME OF DAY
1 -	40.660	57.473	27.041	2:05.174	69.98	12.272	11:33:29.908
2 -	37.825	56.231	26.872	2:00.928	72.43	8.026	11:35:30.836
3 -	38.794	53.636	26.671	1:59.101	73.54	6.199	11:37:29.937
4 -	37.007	52.598	26.177	1:55.782 (3)	75.65	2.880	11:39:25.719
5 -	36.964	51.572	***25.868***	1:54.404 (2)	76.56	1.502	11:41:20.123
6 -	***35.790***	***51.148***	25.964	***1:52.902 (1)***	***77.58***		***11:43:13.025***

P3 75 Paul NEWMAN Honda - Leeway building services

IDEAL LAP TIME : 1:55.320 BEST LAP TIME : 1:55.587 DIFFERENCE : 0.267

LAP	SECTOR 1	SECTOR 2	SECTOR 3	LAP TIME	MPH	DIFF	TIME OF DAY
1 -	38.656	53.259	26.962	1:58.877	73.68	3.290	11:32:43.472
2 -	37.214	52.620	27.130	1:56.964 (3)	74.89	1.377	11:34:40.436
3 -	37.648	***51.979***	27.035	1:56.662 (2)	75.08	1.075	11:36:37.098
4 -	***36.755***	52.246	***26.586***	***1:55.587 (1)***	***75.78***		***11:38:32.685***
5 -	37.388	52.952	28.236	1:58.576	73.87	2.989	11:40:31.261
6 -	38.006	52.342	27.081	1:57.429	74.59	1.842	11:42:28.690

P4 41 David ABRAHAM Aprilia - Cambridge Motorcycles

IDEAL LAP TIME : 1:55.827 BEST LAP TIME : 1:56.339 DIFFERENCE : 0.512

LAP	SECTOR 1	SECTOR 2	SECTOR 3	LAP TIME	MPH	DIFF	TIME OF DAY
1 -	40.185	54.919	27.832	2:02.936	71.25	6.597	11:32:54.579
2 -	37.867	52.668	***26.414***	1:56.949 (2)	74.90	0.610	11:34:51.528
3 -	***37.423***	53.370	27.052	1:57.845 (3)	74.33	1.506	11:36:49.373
4 -	37.730	52.348	27.817	1:57.895	74.30	1.556	11:38:47.268
5 -	37.755	52.284	28.356	1:58.395	73.98	2.056	11:40:45.663
6 -	37.615	***51.990***	26.734	***1:56.339 (1)***	***75.29***		***11:42:42.002***

P5 33 1000 Rafal GRZEDA BMW -

IDEAL LAP TIME : 1:56.778 BEST LAP TIME : 1:56.860 DIFFERENCE : 0.082

LAP	SECTOR 1	SECTOR 2	SECTOR 3	LAP TIME	MPH	DIFF	TIME OF DAY
1 -	40.427	54.941	27.814	2:03.182	71.11	6.322	11:33:23.122
2 -	39.149	55.077	28.546	2:02.772	71.35	5.912	11:35:25.894
3 -	40.926	55.094	27.364	2:03.384	70.99	6.524	11:37:29.278
4 -	38.789	53.913	26.631	1:59.333 (3)	73.40	2.473	11:39:28.611
5 -	***38.480***	53.500	27.047	1:59.027 (2)	73.59	2.167	11:41:27.638
6 -	38.562	***52.129***	***26.169***	***1:56.860 (1)***	***74.96***		***11:43:24.498***

P6 82 Matt HINNELLS Aprilia - Moremoto/ Bears repairs

IDEAL LAP TIME : 1:57.762 BEST LAP TIME : 1:57.929 DIFFERENCE : 0.167

LAP	SECTOR 1	SECTOR 2	SECTOR 3	LAP TIME	MPH	DIFF	TIME OF DAY
1 -	41.160	55.765	28.290	2:05.215	69.95	7.286	11:33:22.046
2 -	39.501	54.669	28.169	2:02.339	71.60	4.410	11:35:24.385
3 -	38.922	53.928	28.156	2:01.006 (3)	72.39	3.077	11:37:25.391
4 -	39.888	53.633	27.656	2:01.177	72.28	3.248	11:39:26.568
5 -	***37.848***	53.776	29.265	2:00.889 (2)	72.46	2.960	11:41:27.457

Brands Hatch GP
Circuit Length = 2.4332 miles
Start: 11:29 Flag 11:42 End: 11:44

Weather / Track : Cloudy / Wet

BMCRC - MRO Championships 2016 - Rnd 8 @ Brands Hatch GP

Thunderbike Extreme & BMCRC Rookie 1000

QUALIFYING - SECTOR ANALYSIS

SECTOR 1 = FL to I1, SECTOR 2 = I1 to I2, SECTOR 3 = I2 to FL, DIFF = Difference To Personal Best Lap

6 -	38.015	***52.391***	***27.523***	***1:57.929***	**(1)**	***74.28***	***11:43:25.386***

P7 68 R Ian COSTELLO Suzuki -

IDEAL LAP TIME : 1:57.543 BEST LAP TIME : 1:58.457 DIFFERENCE : 0.914

LAP	SECTOR 1	SECTOR 2	SECTOR 3	LAP TIME	MPH	DIFF	TIME OF DAY
1 -	40.268	55.435	28.653	2:04.356	70.44	5.899	11:32:55.075
2 -	41.078	55.058	27.448	2:03.584	70.88	5.127	11:34:58.659
3 -	38.807	53.780	26.811	1:59.398 **(3)**	73.36	0.941	11:36:58.057
4 -	***38.352***	54.337	***26.530***	1:59.219 **(2)**	73.47	0.762	11:38:57.276
5 -	38.577	53.506	27.712	1:59.795	73.12	1.338	11:40:57.071
6 -	38.477	***52.661***	27.319	***1:58.457*** **(1)**	***73.94***		***11:42:55.528***

P8 40 David SHELVEY Suzuki -

IDEAL LAP TIME : 1:57.901 BEST LAP TIME : 1:58.956 DIFFERENCE : 1.055

LAP	SECTOR 1	SECTOR 2	SECTOR 3	LAP TIME	MPH	DIFF	TIME OF DAY
1 -		***52.447***	***27.019***	4:00.935 **(3)**	36.35	2:01.979	11:35:32.802
2 -	38.712	53.762	27.163	1:59.637 **(2)**	73.22	0.681	11:37:32.439
3 -	***38.435***	53.334	27.187	***1:58.956*** **(1)**	***73.63***		***11:39:31.395***

P9 76 Jason BYARD Suzuki - May Construction

IDEAL LAP TIME : 1:58.733 BEST LAP TIME : 1:59.069 DIFFERENCE : 0.336

LAP	SECTOR 1	SECTOR 2	SECTOR 3	LAP TIME	MPH	DIFF	TIME OF DAY
1 -	44.081	59.166	30.236	2:13.483	65.62	14.414	11:33:41.332
2 -	38.637	***53.072***	***27.441***	1:59.150 **(2)**	73.51	0.081	11:35:40.482
3 -	***38.220***	53.373	27.476	***1:59.069*** **(1)**	***73.56***		***11:37:39.551***
4 -	38.488	53.873	27.739	2:00.100 **(3)**	72.93	1.031	11:39:39.651

P10 254 Rick WINDAS Ducati - Army Medical Services

IDEAL LAP TIME : 1:58.346 BEST LAP TIME : 1:59.427 DIFFERENCE : 1.081

LAP	SECTOR 1	SECTOR 2	SECTOR 3	LAP TIME	MPH	DIFF	TIME OF DAY
1 -	43.865	58.370	29.376	2:11.611	66.55	12.184	11:33:19.292
2 -	41.876	55.737	28.622	2:06.235	69.39	6.808	11:35:25.527
3 -	40.807	55.102	28.353	2:04.262	70.49	4.835	11:37:29.789
4 -	39.621	53.666	***27.256***	2:00.543 **(3)**	72.66	1.116	11:39:30.332
5 -	***38.400***	***52.690***	28.337	***1:59.427*** **(1)**	***73.34***		***11:41:29.759***
6 -	38.684	53.479	27.312	1:59.475 **(2)**	73.31	0.048	11:43:29.234

P11 42 Alan WOOD Suzuki - J.Clubb Aggregates & Concrete

IDEAL LAP TIME : 1:59.839 BEST LAP TIME : 1:59.839 DIFFERENCE : 0.000

LAP	SECTOR 1	SECTOR 2	SECTOR 3	LAP TIME	MPH	DIFF	TIME OF DAY
1 -	46.070	1:04.595	28.816	2:19.481	62.80	19.642	11:33:45.856
2 -	41.471	56.745	28.253	2:06.469	69.26	6.630	11:35:52.325
3 -	39.550	53.931	27.487	2:00.968 **(2)**	72.41	1.129	11:37:53.293
4 -	***39.300***	***53.245***	***27.294***	***1:59.839*** **(1)**	***73.09***		***11:39:53.132***
5 -	39.406	55.232	27.753	2:02.391 **(3)**	71.57	2.552	11:41:55.523

P12 28 R Dan NEMATI Yamaha - Wayne Johnson

IDEAL LAP TIME : 1:59.010 BEST LAP TIME : 2:00.531 DIFFERENCE : 1.521

LAP	SECTOR 1	SECTOR 2	SECTOR 3	LAP TIME	MPH	DIFF	TIME OF DAY
1 -	39.281	56.033	***27.070***	2:02.384	71.57	1.853	11:33:04.426
2 -	***37.135***	1:33.329	27.822	2:38.286	55.34	37.755	11:35:42.712
3 -	38.264	54.937	27.330	***2:00.531*** **(1)**	***72.67***		***11:37:43.243***
4 -	38.879	***54.805***	28.309	2:01.993 **(2)**	71.80	1.462	11:39:45.236
5 -	39.128	55.373	27.618	2:02.119 **(3)**	71.73	1.588	11:41:47.355
6 -	39.931	54.930	27.763	2:02.624	71.43	2.093	11:43:49.979

Weather / Track : Cloudy / Wet

Brands Hatch GP
Circuit Length = 2.4332 miles
Start: 11:29 Flag 11:42 End: 11:44

BMCRC - MRO Championships 2016 - Rnd 8 @ Brands Hatch GP

Thunderbike Extreme & BMCRC Rookie 1000

QUALIFYING - SECTOR ANALYSIS

SECTOR 1 = FL to I1, SECTOR 2 = I1 to I2, SECTOR 3 = I2 to FL, DIFF = Difference To Personal Best Lap

P13 139 Antony COPLEY Yamaha -

IDEAL LAP TIME : 2:00.585 BEST LAP TIME : 2:00.585 DIFFERENCE : 0.000

LAP	SECTOR 1	SECTOR 2	SECTOR 3	LAP TIME	MPH	DIFF	TIME OF DAY
1 -	42.168	55.881	28.323	2:06.372 (3)	69.31	5.787	11:33:28.851
2 -	39.844	54.767	28.098	2:02.709 (2)	71.38	2.124	11:35:31.560
3 -	***39.564***	***53.480***	***27.541***	***2:00.585 (1)***	***72.64***		***11:37:32.145***

P14 58 Michael SIMMONS Kawasaki - Westcountry Windings

IDEAL LAP TIME : 2:00.551 BEST LAP TIME : 2:00.815 DIFFERENCE : 0.264

LAP	SECTOR 1	SECTOR 2	SECTOR 3	LAP TIME	MPH	DIFF	TIME OF DAY
1 -	41.225	59.153	28.987	2:09.365	67.71	8.550	11:33:28.393
2 -	40.273	56.757	28.776	2:05.806	69.62	4.991	11:35:34.199
3 -	39.629	55.348	***27.975***	2:02.952 (2)	71.24	2.137	11:37:37.151
4 -	40.546	57.469	28.671	2:06.686	69.14	5.871	11:39:43.837
5 -	39.386	54.708	29.260	2:03.354 (3)	71.01	2.539	11:41:47.191
6 -	***38.465***	***54.111***	28.239	***2:00.815 (1)***	***72.50***		***11:43:48.006***

P15 303 R Adam NORTON Honda -

IDEAL LAP TIME : 2:01.218 BEST LAP TIME : 2:01.253 DIFFERENCE : 0.035

LAP	SECTOR 1	SECTOR 2	SECTOR 3	LAP TIME	MPH	DIFF	TIME OF DAY
1 -	46.716	1:02.611	30.587	2:19.914	62.60	18.661	11:33:34.778
2 -	42.829	57.847	28.537	2:09.213	67.79	7.960	11:35:43.991
3 -	40.201	55.361	28.090	2:03.652 (3)	70.84	2.399	11:37:47.643
4 -	39.918	54.997	***27.973***	2:02.888 (2)	71.28	1.635	11:39:50.531
5 -	***38.929***	***54.316***	28.008	***2:01.253 (1)***	***72.24***		***11:41:51.784***

P16 129 1000 Luke BAILEY Honda - L.C.A.B ENGINEERING LTD

IDEAL LAP TIME : 2:01.281 BEST LAP TIME : 2:01.281 DIFFERENCE : 0.000

LAP	SECTOR 1	SECTOR 2	SECTOR 3	LAP TIME	MPH	DIFF	TIME OF DAY
1 -	46.892	1:05.295	30.283	2:22.470	61.48	21.189	11:33:49.434
2 -	42.814	58.701	28.951	2:10.466	67.14	9.185	11:35:59.900
3 -	40.248	56.812	28.599	2:05.659 (3)	69.71	4.378	11:38:05.559
4 -	39.862	55.158	28.306	2:03.326 (2)	71.02	2.045	11:40:08.885
5 -	***39.553***	***53.994***	***27.734***	***2:01.281 (1)***	***72.22***		***11:42:10.166***

P17 15 1000 Mariusz SIEMIENIUK-JUZWIUK Honda - BELMONT AUTO SERVICE

IDEAL LAP TIME : 2:01.407 BEST LAP TIME : 2:02.385 DIFFERENCE : 0.978

LAP	SECTOR 1	SECTOR 2	SECTOR 3	LAP TIME	MPH	DIFF	TIME OF DAY
1 -	41.593	58.318	***27.505***	2:07.416 (3)	68.74	5.031	11:33:27.833
2 -	***38.878***	57.395	27.747	2:04.020 (2)	70.63	1.635	11:35:31.853
3 -	39.621	***55.024***	27.740	***2:02.385 (1)***	***71.57***		***11:37:34.238***

P18 14 David SPENCER Suzuki -

IDEAL LAP TIME : 2:01.562 BEST LAP TIME : 2:02.459 DIFFERENCE : 0.897

LAP	SECTOR 1	SECTOR 2	SECTOR 3	LAP TIME	MPH	DIFF	TIME OF DAY
1 -	45.430	1:01.089	29.834	2:16.353	64.24	13.894	11:33:44.255
2 -	41.885	56.051	28.810	2:06.746	69.11	4.287	11:35:51.001
3 -	39.852	54.159	28.448	***2:02.459 (1)***	***71.53***		***11:37:53.460***
4 -	40.169	54.192	***28.343***	2:02.704 (2)	71.39	0.245	11:39:56.164
5 -	***39.223***	55.597	30.359	2:05.179	69.97	2.720	11:42:01.343
6 -	41.281	***53.996***	28.997	2:04.274 (3)	70.48	1.815	11:44:05.617

P19 55 Michael COPLEY Suzuki - Jayne copley

IDEAL LAP TIME : 2:01.466 BEST LAP TIME : 2:02.496 DIFFERENCE : 1.030

LAP	SECTOR 1	SECTOR 2	SECTOR 3	LAP TIME	MPH	DIFF	TIME OF DAY
1 -	41.223	58.975	28.755	2:08.953	67.93	6.457	11:33:30.070
2 -	39.964	57.333	28.338	2:05.635	69.72	3.139	11:35:35.705

Weather / Track : Cloudy / Wet

Brands Hatch GP
Circuit Length = 2.4332 miles
Start: 11:29 Flag 11:42 End: 11:44

BMCRC - MRO Championships 2016 - Rnd 8 @ Brands Hatch GP

Thunderbike Extreme & BMCRC Rookie 1000

QUALIFYING - SECTOR ANALYSIS

SECTOR 1 = FL to I1, SECTOR 2 = I1 to I2, SECTOR 3 = I2 to FL, DIFF = Difference To Personal Best Lap

3 -	39.130	54.647	29.027	2:02.804 (2)	71.33	0.308	11:37:38.509
4 -	39.956	57.241	28.777	2:05.974	69.53	3.478	11:39:44.483
5 -	40.330	55.266	***28.025***	2:03.621 (3)	70.86	1.125	11:41:48.104
6 -	***38.836***	***54.605***	29.055	***2:02.496 (1)***	***71.51***		***11:43:50.600***

P20 41 1000 Steven YOUNG Honda - WDE Recruitment

IDEAL LAP TIME : 2:03.190 BEST LAP TIME : 2:03.834 DIFFERENCE : 0.644

LAP	SECTOR 1	SECTOR 2	SECTOR 3	LAP TIME	MPH	DIFF	TIME OF DAY
1 -	41.392	58.310	29.189	2:08.891	67.96	5.057	11:33:07.581
2 -	40.098	56.473	28.499	2:05.070	70.03	1.236	11:35:12.651
3 -	40.477	56.036	29.151	2:05.664	69.70	1.830	11:37:18.315
4 -	39.853	***55.492***	28.489	***2:03.834 (1)***	***70.73***		***11:39:22.149***
5 -	***39.755***	55.914	29.378	2:05.047 (3)	70.05	1.213	11:41:27.196
6 -	41.159	55.646	***27.943***	2:04.748 (2)	70.22	0.914	11:43:31.944

P21 35 R Stephen HARVEY Yamaha -

IDEAL LAP TIME : 2:05.150 BEST LAP TIME : 2:05.185 DIFFERENCE : 0.035

LAP	SECTOR 1	SECTOR 2	SECTOR 3	LAP TIME	MPH	DIFF	TIME OF DAY
1 -	44.513	1:02.910	30.490	2:17.913 (3)	63.51	12.728	11:33:48.221
2 -	42.867	58.262	29.687	2:10.816 (2)	66.96	5.631	11:35:59.037
3 -	***40.674***	55.942	***28.569***	***2:05.185 (1)***	***69.97***		***11:38:04.222***

P22 39 Rob WILLIAMS Suzuki -

IDEAL LAP TIME : 2:05.207 BEST LAP TIME : 2:05.207 DIFFERENCE : 0.000

LAP	SECTOR 1	SECTOR 2	SECTOR 3	LAP TIME	MPH	DIFF	TIME OF DAY
1 -	42.647	1:05.549	32.394	2:20.590	62.30	15.383	11:33:55.001
2 -	43.230	1:00.160	29.293	2:12.683	66.02	7.476	11:36:07.684
3 -	40.760	57.422	30.856	2:09.038 (2)	67.88	3.831	11:38:16.722
4 -	43.672	58.578	30.212	2:12.462 (3)	66.13	7.255	11:40:29.184
5 -	***40.052***	***56.580***	***28.575***	***2:05.207 (1)***	***69.96***		***11:42:34.391***

P23 28 1000 Andrew HARRISON Honda - Leiston press /seax vapourium

IDEAL LAP TIME : 2:04.757 BEST LAP TIME : 2:05.256 DIFFERENCE : 0.499

LAP	SECTOR 1	SECTOR 2	SECTOR 3	LAP TIME	MPH	DIFF	TIME OF DAY
1 -	47.455	1:04.370	30.264	2:22.089	61.65	16.833	11:33:47.004
2 -	42.000	59.979	***28.151***	2:10.130 (3)	67.31	4.874	11:35:57.134
3 -	42.218	1:00.104	28.752	2:11.074	66.83	5.818	11:38:08.208
4 -	40.656	***56.056***	28.952	2:05.664 (2)	69.70	0.408	11:40:13.872
5 -	***40.550***	56.116	28.590	***2:05.256 (1)***	***69.93***		***11:42:19.128***

P24 16 Matthew WREN Kawasaki - Broken Matt

IDEAL LAP TIME : 2:05.117 BEST LAP TIME : 2:05.337 DIFFERENCE : 0.220

LAP	SECTOR 1	SECTOR 2	SECTOR 3	LAP TIME	MPH	DIFF	TIME OF DAY
1 -	46.114	1:07.494	29.767	2:23.375	61.09	18.038	11:33:51.136
2 -	44.127	1:02.633	31.711	2:18.471	63.26	13.134	11:36:09.607
3 -	43.503	58.819	***28.506***	2:10.828 (2)	66.95	5.491	11:38:20.435
4 -	42.455	59.851	29.985	2:12.291 (3)	66.21	6.954	11:40:32.726
5 -	***40.960***	***55.651***	28.726	***2:05.337 (1)***	***69.89***		***11:42:38.063***

P25 44 Denzil DAVIES Suzuki - Advanced Mouldings Ltd

IDEAL LAP TIME : 2:04.962 BEST LAP TIME : 2:05.761 DIFFERENCE : 0.799

LAP	SECTOR 1	SECTOR 2	SECTOR 3	LAP TIME	MPH	DIFF	TIME OF DAY
1 -	44.208	1:01.372	29.995	2:15.575	64.61	9.814	11:33:20.552
2 -	42.576	57.807	29.065	2:09.448	67.67	3.687	11:35:30.000
3 -	41.048	57.819	29.412	2:08.279 (3)	68.28	2.518	11:37:38.279
4 -	41.000	57.547	29.251	2:07.798 (2)	68.54	2.037	11:39:46.077
5 -	40.800	***56.342***	***28.619***	***2:05.761 (1)***	***69.65***		***11:41:51.838***

Weather / Track : Cloudy / Wet

Brands Hatch GP
Circuit Length = 2.4332 miles
Start: 11:29 Flag 11:42 End: 11:44

BMCRC - MRO Championships 2016 - Rnd 8 @ Brands Hatch GP

Thunderbike Extreme & BMCRC Rookie 1000

QUALIFYING - SECTOR ANALYSIS

SECTOR 1 = FL to I1, SECTOR 2 = I1 to I2, SECTOR 3 = I2 to FL, DIFF = Difference To Personal Best Lap

P26 3 Phil BELENKIN Suzuki -

IDEAL LAP TIME : 2:05.662 BEST LAP TIME : 2:06.069 DIFFERENCE : 0.407

LAP	SECTOR 1	SECTOR 2	SECTOR 3	LAP TIME	MPH	DIFF	TIME OF DAY
1 -	44.881	1:03.161	30.808	2:18.850	63.08	12.781	11:33:25.685
2 -	43.759	58.126	29.613	2:11.498	66.61	5.429	11:35:37.183
3 -	41.979	57.112	***28.075***	2:07.166 **(2)**	68.88	1.097	11:37:44.349
4 -	41.263	***56.654***	28.152	***2:06.069*** **(1)**	***69.48***		***11:39:50.418***
5 -	***40.933***	59.058	30.448	2:10.439	67.15	4.370	11:42:00.857
6 -	41.562	56.914	29.036	2:07.512 **(3)**	68.69	1.443	11:44:08.369

P27 57 1000 Justin McCORMACK Kawasaki - JMR Kawasaki

IDEAL LAP TIME : 2:06.960 BEST LAP TIME : 2:06.960 DIFFERENCE : 0.000

LAP	SECTOR 1	SECTOR 2	SECTOR 3	LAP TIME	MPH	DIFF	TIME OF DAY
1 -	47.297	1:04.732	31.337	2:23.366	61.10	16.406	11:33:47.600
2 -	44.522	1:00.692	30.029	2:15.243	64.77	8.283	11:36:02.843
3 -	42.172	58.997	29.934	2:11.103 **(2)**	66.81	4.143	11:38:13.946
4 -	43.541	58.370	29.921	2:11.832 **(3)**	66.44	4.872	11:40:25.778
5 -	***41.576***	***56.536***	***28.848***	***2:06.960*** **(1)**	***68.99***		***11:42:32.738***

P28 222 1000 Matthew EPPS Honda -

IDEAL LAP TIME : 2:08.260 BEST LAP TIME : 2:08.435 DIFFERENCE : 0.175

LAP	SECTOR 1	SECTOR 2	SECTOR 3	LAP TIME	MPH	DIFF	TIME OF DAY
1 -	43.205	59.637	29.715	2:12.557	66.08	4.122	11:33:13.620
2 -	43.257	58.769	30.211	2:12.237	66.24	3.802	11:35:25.857
3 -	***42.718***	57.434	29.348	2:09.500 **(2)**	67.64	1.065	11:37:35.357
4 -	42.819	58.254	29.448	2:10.521 **(3)**	67.11	2.086	11:39:45.878
5 -	42.730	1:01.169	31.367	2:15.266	64.76	6.831	11:42:01.144
6 -	42.893	***56.434***	***29.108***	***2:08.435*** **(1)**	***68.20***		***11:44:09.579***

P29 137 1000 Alun JOYCE Honda - the fitness factory

IDEAL LAP TIME : 2:06.772 BEST LAP TIME : 2:08.594 DIFFERENCE : 1.822

LAP	SECTOR 1	SECTOR 2	SECTOR 3	LAP TIME	MPH	DIFF	TIME OF DAY
1 -	43.377	***56.524***	***28.693***	***2:08.594*** **(1)**	***68.12***		***11:33:14.077***
2 -	41.777	58.231	29.890	2:09.898 **(3)**	67.43	1.304	11:35:23.975
3 -	42.424	58.014	29.895	2:10.333	67.21	1.739	11:37:34.308
4 -	42.870	57.387	29.480	2:09.737 **(2)**	67.52	1.143	11:39:44.045
5 -	43.110	58.017	29.660	2:10.787	66.97	2.193	11:41:54.832

P30 141 Matthew ROBINSON Suzuki - The Parkinson's society/Leopard print studio

IDEAL LAP TIME : 2:08.348 BEST LAP TIME : 2:09.047 DIFFERENCE : 0.699

LAP	SECTOR 1	SECTOR 2	SECTOR 3	LAP TIME	MPH	DIFF	TIME OF DAY
1 -	44.094	1:00.233	30.365	2:14.692	65.03	5.645	11:33:19.141
2 -	44.252	59.792	29.982	2:14.026	65.35	4.979	11:35:33.167
3 -	41.830	58.661	29.669	2:10.160 **(3)**	67.30	1.113	11:37:43.327
4 -	42.274	58.202	***29.061***	2:09.537 **(2)**	67.62	0.490	11:39:52.864
5 -	***41.475***	***57.812***	29.760	***2:09.047*** **(1)**	***67.88***		***11:42:01.911***

P31 51 1000 Lindsay FAIRFIELD Kawasaki -

IDEAL LAP TIME : 2:10.910 BEST LAP TIME : 2:11.353 DIFFERENCE : 0.443

LAP	SECTOR 1	SECTOR 2	SECTOR 3	LAP TIME	MPH	DIFF	TIME OF DAY
1 -	49.867	1:10.495	32.576	2:32.938	57.27	21.585	11:33:53.192
2 -	46.118	1:03.768	31.298	2:21.184	62.04	9.831	11:36:14.376
3 -	44.427	1:00.561	***30.161***	2:15.149 **(2)**	64.81	3.796	11:38:29.525
4 -	44.630	1:00.149	32.177	2:16.956 **(3)**	63.96	5.603	11:40:46.481
5 -	***43.019***	***57.730***	30.604	***2:11.353*** **(1)**	***66.68***		***11:42:57.834***

Weather / Track : Cloudy / Wet

Brands Hatch GP
Circuit Length = 2.4332 miles
Start: 11:29 Flag 11:42 End: 11:44

BMCRC - MRO Championships 2016 - Rnd 8 @ Brands Hatch GP

Thunderbike Extreme & BMCRC Rookie 1000

QUALIFYING - SECTOR ANALYSIS

SECTOR 1 = FL to I1, SECTOR 2 = I1 to I2, SECTOR 3 = I2 to FL, DIFF = Difference To Personal Best Lap

P32 71 Ben BURNAL Suzuki -

IDEAL LAP TIME : 2:11.634 BEST LAP TIME : 2:11.748 DIFFERENCE : 0.114

LAP	SECTOR 1	SECTOR 2	SECTOR 3	LAP TIME	MPH	DIFF	TIME OF DAY
1 -	47.417	1:04.269	30.907	2:22.593	61.43	10.845	11:33:47.993
2 -	44.220	59.821	30.084	2:14.125 (3)	65.31	2.377	11:36:02.118
3 -	***41.847***	***59.759***	30.142	***2:11.748*** **(1)**	***66.48***		***11:38:13.866***
4 -	44.673	1:00.009	30.550	2:15.232	64.77	3.484	11:40:29.098
5 -	43.172	1:00.148	***30.028***	2:13.348 (2)	65.69	1.600	11:42:42.446

P33 444 1000 Benjamin DOUGHTY Yamaha - First choice builders

IDEAL LAP TIME : 2:13.333 BEST LAP TIME : 2:13.951 DIFFERENCE : 0.618

LAP	SECTOR 1	SECTOR 2	SECTOR 3	LAP TIME	MPH	DIFF	TIME OF DAY
1 -	48.982	1:02.478	31.074	2:22.534	61.45	8.583	11:33:44.727
2 -	43.733	***1:00.068***	***30.150***	***2:13.951*** **(1)**	***65.39***		***11:35:58.678***
3 -	***43.115***	1:02.009	31.406	2:16.530 (2)	64.16	2.579	11:38:15.208
4 -	45.723	1:02.648	32.273	2:20.644	62.28	6.693	11:40:35.852
5 -	45.260	1:02.174	32.556	2:19.990 (3)	62.57	6.039	11:42:55.842

P34 57 Nicholas WESTON Kawasaki - Inta Motorcycle Services

IDEAL LAP TIME : BEST LAP TIME : 2:15.218 DIFFERENCE :

LAP	SECTOR 1	SECTOR 2	SECTOR 3	LAP TIME	MPH	DIFF	TIME OF DAY
1 -				2:22.927 (2)	61.28	7.709	11:33:41.072
2 -				***2:15.218*** **(1)**	***64.78***		***11:35:56.290***

P35 16 1000 Paul CROWSON Suzuki -

IDEAL LAP TIME : 2:18.062 BEST LAP TIME : 2:18.062 DIFFERENCE : 0.000

LAP	SECTOR 1	SECTOR 2	SECTOR 3	LAP TIME	MPH	DIFF	TIME OF DAY
1 -	45.574	1:05.993	31.559	2:23.126 (3)	61.20	5.064	11:33:34.764
2 -	44.877	1:04.334	31.469	2:20.680 (2)	62.26	2.618	11:35:55.444
3 -	***43.734***	***1:03.277***	***31.051***	***2:18.062*** **(1)**	***63.44***		***11:38:13.506***

P36 333 1000 Andrew HOUGHTON Suzuki -

IDEAL LAP TIME : 2:17.667 BEST LAP TIME : 2:18.130 DIFFERENCE : 0.463

LAP	SECTOR 1	SECTOR 2	SECTOR 3	LAP TIME	MPH	DIFF	TIME OF DAY
1 -	OUTLAP	1:12.164	34.506	2:37.007	55.79	18.877	11:32:33.353
2 -	46.831	1:05.453	32.654	2:24.938	60.43	6.808	11:34:58.291
3 -	46.590	1:04.072	31.694	2:22.356	61.53	4.226	11:37:20.647
4 -	***45.120***	1:03.571	31.994	2:20.685 (3)	62.26	2.555	11:39:41.332
5 -	45.409	1:02.784	31.350	2:19.543 (2)	62.77	1.413	11:42:00.875
6 -	45.583	***1:01.996***	***30.551***	***2:18.130*** **(1)**	***63.41***		***11:44:19.005***

P37 10 R Carlo BOTTIGLIERI Aprilia - TMT RACING

IDEAL LAP TIME : 2:20.674 BEST LAP TIME : 2:20.692 DIFFERENCE : 0.018

LAP	SECTOR 1	SECTOR 2	SECTOR 3	LAP TIME	MPH	DIFF	TIME OF DAY
1 -	45.994	1:04.420	***32.275***	2:22.689 (2)	61.39	1.997	11:33:42.813
2 -	***45.157***	***1:03.242***	32.293	***2:20.692*** **(1)**	***62.26***		***11:36:03.505***

P38 45 Paul BRYANT Honda - CVM

IDEAL LAP TIME : 2:20.524 BEST LAP TIME : 2:21.089 DIFFERENCE : 0.565

LAP	SECTOR 1	SECTOR 2	SECTOR 3	LAP TIME	MPH	DIFF	TIME OF DAY
1 -	49.699	1:10.339	32.916	2:32.954 (3)	57.27	11.865	11:33:55.062
2 -	46.469	***1:03.666***	31.603	2:21.738 (2)	61.80	0.649	11:36:16.800
3 -	***45.593***	1:04.231	***31.265***	***2:21.089*** **(1)**	***62.08***		***11:38:37.889***

Weather / Track : Cloudy / Wet

Brands Hatch GP
Circuit Length = 2.4332 miles
Start: 11:29 Flag 11:42 End: 11:44

BMCRC - MRO Championships 2016 - Rnd 8 @ Brands Hatch GP

Thunderbike Extreme & BMCRC Rookie 1000

QUALIFYING - SECTOR ANALYSIS

SECTOR 1 = FL to I1, SECTOR 2 = I1 to I2, SECTOR 3 = I2 to FL, DIFF = Difference To Personal Best Lap

P39 94 R Andrew ASHWORTH Suzuki - Electrovista

IDEAL LAP TIME : 2:24.852 BEST LAP TIME : 2:25.891 DIFFERENCE : 1.039

LAP	SECTOR 1	SECTOR 2	SECTOR 3	LAP TIME	MPH	DIFF	TIME OF DAY
1 -	OUTLAP	1:09.047	35.078	2:38.045	55.42	12.154	11:34:08.890
2 -	49.997	1:06.589	33.470	2:30.056 **(3)**	58.37	4.165	11:36:38.946
3 -	47.928	1:05.698	***33.106***	2:26.732 **(2)**	59.69	0.841	11:39:05.678
4 -	***47.190***	***1:04.556***	34.145	***2:25.891*** **(1)**	***60.04***		***11:41:31.569***

P40 20 R Marc CRESSWELL Honda -

IDEAL LAP TIME : 2:25.940 BEST LAP TIME : 2:26.294 DIFFERENCE : 0.354

LAP	SECTOR 1	SECTOR 2	SECTOR 3	LAP TIME	MPH	DIFF	TIME OF DAY
1 -	***46.673***	***1:06.280***	33.341	***2:26.294*** **(1)**	***59.87***		***11:34:05.070***

Weather / Track : Cloudy / Wet

Brands Hatch GP
Circuit Length = 2.4332 miles
Start: 11:29 Flag 11:42 End: 11:44

BMCRC - MRO Championships 2016 - Rnd 8 @ Brands Hatch GP

Thunderbike Extreme & BMCRC Rookie 1000

QUALIFYING - BEST SECTORS

	SECTOR 1			SECTOR 2			SECTOR 3			IDEAL / BEST COMPARISON					
POS	NO	NAME	TIME	NO	NAME	TIME	NO	NAME	TIME	POS	NO	NAME	IDEAL	BEST	DIFF
												PERFECT LAP	1:52.320		
1	11	WHALLEY	35.790	11	WHALLEY	51.148	5	O'DONOVAN	25.382	1	5	O'DONOVAN	1:52.688	1:52.688	0.000
2	5	O'DONOVAN	36.100	5	O'DONOVAN	51.206	11	WHALLEY	25.868	2	11	WHALLEY	1:52.806	1:52.902	0.096
3	75	NEWMAN	36.755	75	NEWMAN	51.979	33	GRZEDA	26.169	3	75	NEWMAN	1:55.320	1:55.587	0.267
4	28	NEMATI	37.135	41	ABRAHAM	51.990	41	ABRAHAM	26.414	4	41	ABRAHAM	1:55.827	1:56.339	0.512
5	41	ABRAHAM	37.423	33	GRZEDA	52.129	68	COSTELLO	26.530	5	33	GRZEDA	1:56.778	1:56.860	0.082
6	82	HINNELLS	37.848	82	HINNELLS	52.391	75	NEWMAN	26.586	6	68	COSTELLO	1:57.543	1:58.457	0.914
7	76	BYARD	38.220	40	SHELVEY	52.447	40	SHELVEY	27.019	7	82	HINNELLS	1:57.762	1:57.929	0.167
8	68	COSTELLO	38.352	68	COSTELLO	52.661	28	NEMATI	27.070	8	40	SHELVEY	1:57.901	1:58.956	1.055
9	254	WINDAS	38.400	254	WINDAS	52.690	254	WINDAS	27.256	9	254	WINDAS	1:58.346	1:59.427	1.081
10	40	SHELVEY	38.435	76	BYARD	53.072	42	WOOD	27.294	10	76	BYARD	1:58.733	1:59.069	0.336
11	58	SIMMONS	38.465	42	WOOD	53.245	76	BYARD	27.441	11	28	NEMATI	1:59.010	2:00.531	1.521
12	33	GRZEDA	38.480	139	COPLEY	53.480	15	SIEMIENIUK-JUZW	27.505	12	42	WOOD	1:59.839	1:59.839	0.000
13	55	COPLEY	38.836	129	BAILEY	53.994	82	HINNELLS	27.523	13	58	SIMMONS	2:00.551	2:00.815	0.264
14	15	SIEMIENIUK-JUZW	38.878	14	SPENCER	53.996	139	COPLEY	27.541	14	139	COPLEY	2:00.585	2:00.585	0.000
15	303	NORTON	38.929	58	SIMMONS	54.111	129	BAILEY	27.734	15	303	NORTON	2:01.218	2:01.253	0.035
16	14	SPENCER	39.223	303	NORTON	54.316	41	YOUNG	27.943	16	129	BAILEY	2:01.281	2:01.281	0.000
17	42	WOOD	39.300	55	COPLEY	54.605	303	NORTON	27.973	17	15	SIEMIENIUK-JUZWIU	2:01.407	2:02.385	0.978
18	129	BAILEY	39.553	28	NEMATI	54.805	58	SIMMONS	27.975	18	55	COPLEY	2:01.466	2:02.496	1.030
19	139	COPLEY	39.564	15	SIEMIENIUK-JUZW	55.024	55	COPLEY	28.025	19	14	SPENCER	2:01.562	2:02.459	0.897
20	41	YOUNG	39.755	41	YOUNG	55.492	3	BELENKIN	28.075	20	41	YOUNG	2:03.190	2:03.834	0.644
21	44	DAVIES	40.001	16	WREN	55.651	28	HARRISON	28.151	21	28	HARRISON	2:04.757	2:05.256	0.499
22	39	WILLIAMS	40.052	35	HARVEY	55.907	14	SPENCER	28.343	22	44	DAVIES	2:04.962	2:05.761	0.799
23	28	HARRISON	40.550	28	HARRISON	56.056	16	WREN	28.506	23	16	WREN	2:05.117	2:05.337	0.220
24	35	HARVEY	40.674	44	DAVIES	56.342	35	HARVEY	28.569	24	35	HARVEY	2:05.150	2:05.185	0.035
25	3	BELENKIN	40.933	222	EPPS	56.434	39	WILLIAMS	28.575	25	39	WILLIAMS	2:05.207	2:05.207	0.000
26	16	WREN	40.960	137	JOYCE	56.524	44	DAVIES	28.619	26	3	BELENKIN	2:05.662	2:06.069	0.407
27	141	ROBINSON	41.475	57	McCORMACK	56.536	137	JOYCE	28.693	27	137	JOYCE	2:06.772	2:08.594	1.822
28	137	JOYCE	41.555	39	WILLIAMS	56.580	57	McCORMACK	28.848	28	57	McCORMACK	2:06.960	2:06.960	0.000
29	57	McCORMACK	41.576	3	BELENKIN	56.654	141	ROBINSON	29.061	29	222	EPPS	2:08.260	2:08.435	0.175
30	71	BURNAL	41.847	51	FAIRFIELD	57.730	222	EPPS	29.108	30	141	ROBINSON	2:08.348	2:09.047	0.699
31	222	EPPS	42.718	141	ROBINSON	57.812	71	BURNAL	30.028	31	51	FAIRFIELD	2:10.910	2:11.353	0.443
32	51	FAIRFIELD	43.019	71	BURNAL	59.759	444	DOUGHTY	30.150	32	71	BURNAL	2:11.634	2:11.748	0.114
33	444	DOUGHTY	43.115	444	DOUGHTY	1:00.068	51	FAIRFIELD	30.161	33	444	DOUGHTY	2:13.333	2:13.951	0.618
34	16	CROWSON	43.734	333	HOUGHTON	1:01.996	333	HOUGHTON	30.551	34	333	HOUGHTON	2:17.667	2:18.130	0.463
35	333	HOUGHTON	45.120	10	BOTTIGLIERI	1:03.242	16	CROWSON	31.051	35	16	CROWSON	2:18.062	2:18.062	0.000
36	10	BOTTIGLIERI	45.157	16	CROWSON	1:03.277	45	BRYANT	31.265	36	45	BRYANT	2:20.524	2:21.089	0.565
37	45	BRYANT	45.593	45	BRYANT	1:03.666	10	BOTTIGLIERI	32.275	37	10	BOTTIGLIERI	2:20.674	2:20.692	0.018
38	20	CRESSWELL	46.673	94	ASHWORTH	1:04.556	20	CRESSWELL	32.987	38	94	ASHWORTH	2:24.852	2:25.891	1.039
39	94	ASHWORTH	47.190	20	CRESSWELL	1:06.280	94	ASHWORTH	33.106	39	20	CRESSWELL	2:25.940	2:26.294	0.354
40										40	57	WESTON		2:15.218	
41															

Weather / Track : Cloudy / Wet

Brands Hatch GP
Circuit Length = 2.4332 miles
Start: 11:29 Flag 11:42 End: 11:44

Results can be found at www.tsl-timing.com

Printed - 11:49 Saturday, 20 August 2016

BMCRC - MRO Championships 2016 - Rnd 8 @ Brands Hatch GP

BMCRC Rookie 600 & 1000

RACE 7 - CLASSIFICATION

POS	NO	CL	PIC	NAME	ENTRY	LAPS	TIME	GAP	DIFF	MPH	BEST	ON
1	11	1000	1	Mick WHALLEY	Yamaha - Fresh Fruit Ltd	4	6:23.977			91.25	1:34.851	4
2	15 *	1000	2	Mariusz SIEMIENIUK-JUZWIUK	Honda - BELMONT AUTO SERVICE	4	6:35.467	11.490	11.490	88.60	1:37.526	2
3	5	1000	3	Kyle O'DONOVAN	Yamaha - Meads Construction	4	6:38.190	14.213	2.723	87.99	1:37.378	4
4	41	1000	4	Steven YOUNG	Honda - WDE Recruitment	4	6:49.662	25.685	11.472	85.53	1:39.791	2
5	129	1000	5	Luke BAILEY	Honda - L.C.A.B ENGINEERING LTD	4	6:51.603	27.626	1.941	85.12	1:41.050	2
6	137	1000	6	Alun JOYCE	Honda - the fitness factory	4	6:51.856	27.879	0.253	85.07	1:41.133	2
7	57 *	1000	7	Justin McCORMACK	Kawasaki - JMR Kawasaki	4	7:04.687	40.710	12.831	82.50	1:44.302	2
8	86 *	600	1	David SHOUBRIDGE	Kawasaki - ASAP (allsignsallprint)	4	7:05.965	41.988	1.278	82.25	1:39.066	4
9	149	600	2	Callum HAMMETT	Yamaha -	4	7:08.667	44.690	2.702	81.74	1:37.893	4
10	53	600	3	Jason SIGGS	Triumph - J Siggs Construction	4	7:10.432	46.455	1.765	81.40	1:40.001	3
11	44	600	4	Tom NEWMAN	Triumph -	4	7:10.536	46.559	0.104	81.38	1:38.845	4
12	81	600	5	Liam DUFFETT	Honda -	4	7:14.269	50.292	3.733	80.68	1:40.884	4
13	82	600	6	Andrew SMITH	Suzuki - 5 Club Racing	4	7:15.199	51.222	0.930	80.51	1:41.128	3
14	16	1000	8	Paul CROWSON	Suzuki -	4	7:18.945	54.968	3.746	79.82	1:46.236	4
15	444	1000	9	Benjamin DOUGHTY	Yamaha - First choice builders	4	7:21.075	57.098	2.130	79.44	1:46.935	4
16	43	600	7	Jon CLARK	Triumph - RJC Motor Services	4	7:22.341	58.364	1.266	79.21	1:42.772	3
17	95	600	8	Karl SMITH	Yamaha - The Flooring Centre Romford	4	7:22.924	58.947	0.583	79.10	1:42.931	4
18	64	600	9	Rob SALTMER	Honda - Universal Tyres & Autocentres	4	7:22.998	59.021	0.074	79.09	1:43.421	2
19	543	600	10	Stefan ELLIS	Yamaha - Bespoke Bathing Company	4	7:23.099	59.122	0.101	79.07	1:41.905	4
20	97	600	11	Sam GRAHAM	Honda -	4	7:23.721	59.744	0.622	78.96	1:42.106	4
21	68	600	12	Luke TURNER	Kawasaki -	4	7:25.300	1:01.323	1.579	78.68	1:42.797	4
22	222	1000	10	Matthew EPPS	Honda -	4	7:28.752	1:04.775	3.452	78.08	1:49.651	2
23	100	600	13	Mark DYER	Yamaha - Elite electrical (Kent) Ltd	4	7:28.994	1:05.017	0.242	78.03	1:45.162	3
24	67	600	14	Tony COE	Honda -	4	7:29.139	1:05.162	0.145	78.01	1:43.709	3
25	93	600	15	Simon HEALEY	Honda - Popular Tyres / Steam Packet	4	7:38.690	1:14.713	9.551	76.38	1:46.446	2
26	119	600	16	Adrian LEWIS	Triumph -	4	7:45.235	1:21.258	6.545	75.31	1:46.112	4
27	78	600	17	Nicholas JOINT	Honda - Sydnad's Custom Decals	4	7:52.712	1:28.735	7.477	74.12	1:51.377	4
28	21	600	18	Michael SMITH	Honda -	4	7:56.057	1:32.080	3.345	73.60	1:51.498	2
29	51	1000	11	Lindsay FAIRFIELD	Kawasaki -	4	7:56.784	1:32.807	0.727	73.49	1:55.887	4
30	333	1000	12	Andrew HOUGHTON	Suzuki -	4	8:10.709	1:46.732	13.925	71.40	1:59.541	4
31	19	600	19	Mark HART	MV Agusta - MV Agusta Wales / The specialist in tra	3	6:25.048	1 Lap	1 Lap	68.24	1:58.692	2
				NOT CLASSIFIED								
DNF	17	600		Philip BAKER	Triumph - Martello Building Consultancy	1	2:10.084	3 Laps	2 Laps	67.33	2:10.084	1
DNF	33	1000		Rafal GRZEDA	BMW -	0						

FASTEST LAP

11	1000	Mick WHALLEY	Yamaha - Fresh Fruit Ltd	4	1:34.851	92.35 mph	148.62 kph
149	600	Callum HAMMETT	Yamaha -	4	1:37.893	89.48 mph	144.01 kph

*** Bike 86 - 5 second penalty - jump start**
*** Bikes 15 & 57 - Please move transponder - poor signal**
Class 1000 - 90% of Race Speed = 82.12 mph
Class 600 - 90% of Race Speed = 74.02 mph

Brands Hatch GP
Circuit Length = 2.4332 miles
Start: 14:57 Flag 15:04 End: 15:06

Weather / Track : Cloudy / Dry
These results are provisional until the conclusion of any judicial and technical matters.

Clerk Of Course :		Timekeeper :

Results can be found at www.tsl-timing.com

Printed - 15:33 Saturday, 20 August 2016

BMCRC - MRO Championships 2016 - Rnd 8 @ Brands Hatch GP

BMCRC Rookie 600 & 1000

RACE 7 - LAP CHART

LAP 1 @ 14:59:26.385

NO	BEHIND	LAP TIME
11		1:38.986
15	3.062	1:42.048
5	5.792	1:44.778
137	7.947	1:46.933
41	8.046	1:47.032
129	8.205	1:47.191
57	10.808	1:49.794
444	16.807	1:55.793
16	18.060	1:57.046
222	18.436	1:57.422
86	24.005	2:02.991
51	24.327	2:03.313
333	28.164	2:07.150
44	30.694	2:09.680
53	30.772	2:09.758
100	31.004	2:09.990
17	31.098	2:10.084
81	31.384	2:10.370
149	31.654	2:10.640
82	32.353	2:11.339
64	33.002	2:11.988
97	34.100	2:13.086
95	34.351	2:13.337
43	34.567	2:13.553
68	35.175	2:14.161
543	35.893	2:14.879
67	36.140	2:15.126
78	38.824	2:17.810
93	38.881	2:17.867
119	41.137	2:20.123
21	41.628	2:20.614
19	48.020	2:27.006

LAP 2 @ 15:01:01.265

NO	BEHIND	LAP TIME
11		1:34.880
15	5.708	1:37.526
5	8.640	1:37.728
41	12.957	1:39.791
137	14.200	1:41.133
129	14.375	1:41.050
57	20.230	1:44.302
86	28.783	1:39.658
444	31.384	1:49.457
16	31.722	1:48.542
222	33.207	1:49.651
44	36.105	1:40.291
53	36.166	1:40.274
149	36.540	1:39.766
81	38.137	1:41.633
82	38.954	1:41.481
64	41.543	1:43.421
100	42.229	1:46.105
95	42.526	1:43.055
43	42.909	1:43.222
97	44.886	1:45.666
543	45.377	1:44.364
68	45.757	1:45.462
67	46.400	1:45.140
51	49.179	1:59.732
93	50.447	1:46.446
119	54.630	1:48.373
333	55.891	2:02.607
78	55.999	1:52.055
21	58.246	1:51.498
19	1:11.832	1:58.692

LAP 3 @ 15:02:36.525

NO	BEHIND	LAP TIME
11		1:35.260
15	8.637	1:38.189
5	11.686	1:38.306
41	19.005	1:41.308
129	20.408	1:41.293
137	20.960	1:42.020
57	29.815	1:44.845
86	32.773	1:39.250
53	40.907	1:40.001
149	41.648	1:40.368
44	42.565	1:41.720
16	43.583	1:47.121
81	44.259	1:41.382
82	44.822	1:41.128
444	45.014	1:48.890
222	48.229	1:50.282
64	50.246	1:43.963
43	50.421	1:42.772
95	50.867	1:43.601
543	52.068	1:41.951
100	52.131	1:45.162
97	52.489	1:42.863
68	53.377	1:42.880
67	54.849	1:43.709
93	1:01.902	1:46.715
119	1:09.997	1:50.627
51	1:11.771	1:57.852
78	1:12.209	1:51.470
21	1:15.372	1:52.386
333	1:22.042	2:01.411

LAP 4 @ 15:04:11.376

NO	BEHIND	LAP TIME
11		1:34.851
19	1 Lap	1:59.350
15	11.490	1:37.704
5	14.213	1:37.378
41	25.685	1:41.531
129	27.626	1:42.069
137	27.879	1:41.770
86	36.988	1:39.066
57	40.710	1:45.746
149	44.690	1:37.893
53	46.455	1:40.399
44	46.559	1:38.845
81	50.292	1:40.884
82	51.222	1:41.251
16	54.968	1:46.236
444	57.098	1:46.935
43	58.364	1:42.794
95	58.947	1:42.931
64	59.021	1:43.626
543	59.122	1:41.905
97	59.744	1:42.106
68	1:01.323	1:42.797
222	1:04.775	1:51.397
100	1:05.017	1:47.737
67	1:05.162	1:45.164
93	1:14.713	1:47.662
119	1:21.258	1:46.112
78	1:28.735	1:51.377
21	1:32.080	1:51.559
51	1:32.807	1:55.887
333	1:46.732	1:59.541

Weather / Track : Cloudy / Dry

Brands Hatch GP
Circuit Length = 2.4332 miles
Start: 14:57 Flag 15:04 End: 15:06

Results can be found at www.tsl-timing.com

Printed - 15:08 Saturday, 20 August 2016

BMCRC - MRO Championships 2016 - Rnd 8 @ Brands Hatch GP

BMCRC Rookie 600 & 1000

RACE 7 - SECTOR ANALYSIS

SECTOR 1 = FL to I1, SECTOR 2 = I1 to I2, SECTOR 3 = I2 to FL, DIFF = Difference To Personal Best Lap

P1 11 1000 Mick WHALLEY Yamaha - Fresh Fruit Ltd

IDEAL LAP TIME : 1:34.399 BEST LAP TIME : 1:34.851 DIFFERENCE : 0.452

LAP	SECTOR 1	SECTOR 2	SECTOR 3	LAP TIME	MPH	DIFF	TIME OF DAY
1 -			***21.839***	1:38.986	88.49	4.135	14:59:26.385
2 -	30.463	42.506	21.911	1:34.880 **(2)**	92.32	0.029	15:01:01.265
3 -	***30.347***	42.827	22.086	1:35.260 **(3)**	91.95	0.409	15:02:36.525
4 -	30.688	***42.213***	21.950	***1:34.851*** **(1)**	***92.35***		***15:04:11.376***

P2 15 1000 Mariusz SIEMIENIUK-JUZWIUK Honda - BELMONT AUTO SERVICE

IDEAL LAP TIME : 1:37.161 BEST LAP TIME : 1:37.526 DIFFERENCE : 0.365

LAP	SECTOR 1	SECTOR 2	SECTOR 3	LAP TIME	MPH	DIFF	TIME OF DAY
1 -		***43.537***	***22.304***	1:42.048	85.83	4.522	14:59:29.447
2 -	31.387	43.642	22.497	***1:37.526*** **(1)**	***89.82***		***15:01:06.973***
3 -	31.435	44.310	22.444	1:38.189 **(3)**	89.21	0.663	15:02:45.162
4 -	***31.320***	44.065	22.319	1:37.704 **(2)**	89.65	0.178	15:04:22.866

P3 5 1000 Kyle O'DONOVAN Yamaha - Meads Construction

IDEAL LAP TIME : 1:37.214 BEST LAP TIME : 1:37.378 DIFFERENCE : 0.164

LAP	SECTOR 1	SECTOR 2	SECTOR 3	LAP TIME	MPH	DIFF	TIME OF DAY
1 -		45.326	***22.403***	1:44.778	83.60	7.400	14:59:32.177
2 -	31.052	44.138	22.538	1:37.728 **(2)**	89.63	0.350	15:01:09.905
3 -	31.161	44.447	22.698	1:38.306 **(3)**	89.10	0.928	15:02:48.211
4 -	***30.953***	***43.858***	22.567	***1:37.378*** **(1)**	***89.95***		***15:04:25.589***

P4 41 1000 Steven YOUNG Honda - WDE Recruitment

IDEAL LAP TIME : 1:39.791 BEST LAP TIME : 1:39.791 DIFFERENCE : 0.000

LAP	SECTOR 1	SECTOR 2	SECTOR 3	LAP TIME	MPH	DIFF	TIME OF DAY
1 -		45.910	23.553	1:47.032	81.84	7.241	14:59:34.431
2 -	***31.463***	***44.979***	***23.349***	***1:39.791*** **(1)**	***87.78***		***15:01:14.222***
3 -	32.101	45.625	23.582	1:41.308 **(2)**	86.46	1.517	15:02:55.530
4 -	32.255	45.837	23.439	1:41.531 **(3)**	86.27	1.740	15:04:37.061

P5 129 1000 Luke BAILEY Honda - L.C.A.B ENGINEERING LTD

IDEAL LAP TIME : 1:40.583 BEST LAP TIME : 1:41.050 DIFFERENCE : 0.467

LAP	SECTOR 1	SECTOR 2	SECTOR 3	LAP TIME	MPH	DIFF	TIME OF DAY
1 -		46.070	***23.117***	1:47.191	81.72	6.141	14:59:34.590
2 -	32.607	***45.203***	23.240	***1:41.050*** **(1)**	***86.68***		***15:01:15.640***
3 -	***32.263***	45.236	23.794	1:41.293 **(2)**	86.48	0.243	15:02:56.933
4 -	32.509	46.112	23.448	1:42.069 **(3)**	85.82	1.019	15:04:39.002

P6 137 1000 Alun JOYCE Honda - the fitness factory

IDEAL LAP TIME : 1:41.133 BEST LAP TIME : 1:41.133 DIFFERENCE : 0.000

LAP	SECTOR 1	SECTOR 2	SECTOR 3	LAP TIME	MPH	DIFF	TIME OF DAY
1 -		46.267	23.381	1:46.933	81.91	5.800	14:59:34.332
2 -	***32.405***	***45.437***	***23.291***	***1:41.133*** **(1)**	***86.61***		***15:01:15.465***
3 -	32.711	45.705	23.604	1:42.020 **(3)**	85.86	0.887	15:02:57.485
4 -	32.474	45.955	23.341	1:41.770 **(2)**	86.07	0.637	15:04:39.255

P7 57 1000 Justin McCORMACK Kawasaki - JMR Kawasaki

IDEAL LAP TIME : 1:43.443 BEST LAP TIME : 1:44.302 DIFFERENCE : 0.859

LAP	SECTOR 1	SECTOR 2	SECTOR 3	LAP TIME	MPH	DIFF	TIME OF DAY
1 -		46.932	***23.915***	1:49.794	79.78	5.492	14:59:37.193
2 -	33.627	***46.274***	24.401	***1:44.302*** **(1)**	***83.98***		***15:01:21.495***
3 -	***33.254***	47.298	24.293	1:44.845 **(2)**	83.55	0.543	15:03:06.340
4 -	33.909	47.222	24.615	1:45.746 **(3)**	82.83	1.444	15:04:52.086

Weather / Track : Cloudy / Dry

Brands Hatch GP
Circuit Length = 2.4332 miles
Start: 14:57 Flag 15:04 End: 15:06

BMCRC - MRO Championships 2016 - Rnd 8 @ Brands Hatch GP

BMCRC Rookie 600 & 1000

RACE 7 - SECTOR ANALYSIS

SECTOR 1 = FL to I1, SECTOR 2 = I1 to I2, SECTOR 3 = I2 to FL, DIFF = Difference To Personal Best Lap

P8 149 600 Callum HAMMETT Yamaha -

IDEAL LAP TIME : 1:37.893 BEST LAP TIME : 1:37.893 DIFFERENCE : 0.000

LAP	SECTOR 1	SECTOR 2	SECTOR 3	LAP TIME	MPH	DIFF	TIME OF DAY
1 -		46.371	23.501	2:10.640	67.05	32.747	14:59:58.039
2 -	31.966	44.612	23.188	1:39.766 (2)	87.80	1.873	15:01:37.805
3 -	32.065	45.267	23.036	1:40.368 (3)	87.27	2.475	15:03:18.173
4 -	***31.312***	***43.749***	***22.832***	***1:37.893 (1)***	***89.48***		***15:04:56.066***

P9 53 600 Jason SIGGS Triumph - J Siggs Construction

IDEAL LAP TIME : 1:39.832 BEST LAP TIME : 1:40.001 DIFFERENCE : 0.169

LAP	SECTOR 1	SECTOR 2	SECTOR 3	LAP TIME	MPH	DIFF	TIME OF DAY
1 -		46.545	23.557	2:09.758	67.50	29.757	14:59:57.157
2 -	***31.678***	45.157	23.439	1:40.274 (2)	87.35	0.273	15:01:37.431
3 -	31.758	45.006	***23.237***	***1:40.001 (1)***	***87.59***		***15:03:17.432***
4 -	31.968	***44.917***	23.514	1:40.399 (3)	87.25	0.398	15:04:57.831

P10 44 600 Tom NEWMAN Triumph -

IDEAL LAP TIME : 1:38.824 BEST LAP TIME : 1:38.845 DIFFERENCE : 0.021

LAP	SECTOR 1	SECTOR 2	SECTOR 3	LAP TIME	MPH	DIFF	TIME OF DAY
1 -		46.173	23.686	2:09.680	67.54	30.835	14:59:57.079
2 -	32.105	44.561	23.625	1:40.291 (2)	87.34	1.446	15:01:37.370
3 -	32.210	46.166	***23.344***	1:41.720 (3)	86.11	2.875	15:03:19.090
4 -	***31.650***	***43.830***	23.365	***1:38.845 (1)***	***88.62***		***15:04:57.935***

P11 86 600 David SHOUBRIDGE Kawasaki - ASAP (allsignsallprint)

IDEAL LAP TIME : 1:38.008 BEST LAP TIME : 1:39.066 DIFFERENCE : 1.058

LAP	SECTOR 1	SECTOR 2	SECTOR 3	LAP TIME	MPH	DIFF	TIME OF DAY
1 -		***43.793***	23.207	2:02.991	71.22	23.925	14:59:50.390
2 -	***31.103***	45.344	23.211	1:39.658 (3)	87.89	0.592	15:01:30.048
3 -	31.564	44.410	23.276	1:39.250 (2)	88.26	0.184	15:03:09.298
4 -	31.505	44.449	***23.112***	***1:39.066 (1)***	***88.42***		***15:04:48.364***

P12 81 600 Liam DUFFETT Honda -

IDEAL LAP TIME : 1:40.023 BEST LAP TIME : 1:40.884 DIFFERENCE : 0.861

LAP	SECTOR 1	SECTOR 2	SECTOR 3	LAP TIME	MPH	DIFF	TIME OF DAY
1 -		46.324	23.601	2:10.370	67.19	29.486	14:59:57.769
2 -	33.392	***44.857***	***23.384***	1:41.633 (3)	86.19	0.749	15:01:39.402
3 -	***31.782***	45.801	23.799	1:41.382 (2)	86.40	0.498	15:03:20.784
4 -	32.381	45.079	23.424	***1:40.884 (1)***	***86.83***		***15:05:01.668***

P13 82 600 Andrew SMITH Suzuki - 5 Club Racing

IDEAL LAP TIME : 1:40.355 BEST LAP TIME : 1:41.128 DIFFERENCE : 0.773

LAP	SECTOR 1	SECTOR 2	SECTOR 3	LAP TIME	MPH	DIFF	TIME OF DAY
1 -		46.137	24.083	2:11.339	66.69	30.211	14:59:58.738
2 -	33.166	***44.648***	23.667	1:41.481 (3)	86.32	0.353	15:01:40.219
3 -	***32.150***	45.332	23.646	***1:41.128 (1)***	***86.62***		***15:03:21.347***
4 -	32.799	44.895	***23.557***	1:41.251 (2)	86.51	0.123	15:05:02.598

P14 16 1000 Paul CROWSON Suzuki -

IDEAL LAP TIME : 1:46.208 BEST LAP TIME : 1:46.236 DIFFERENCE : 0.028

LAP	SECTOR 1	SECTOR 2	SECTOR 3	LAP TIME	MPH	DIFF	TIME OF DAY
1 -		51.077	24.877	1:57.046	74.84	10.810	14:59:44.445
2 -	33.924	49.421	25.197	1:48.542 (3)	80.70	2.306	15:01:32.987
3 -	***33.736***	48.669	24.716	1:47.121 (2)	81.77	0.885	15:03:20.108
4 -	33.764	***48.100***	***24.372***	***1:46.236 (1)***	***82.45***		***15:05:06.344***

Brands Hatch GP
Circuit Length = 2.4332 miles
Start: 14:57 Flag 15:04 End: 15:06

Weather / Track : Cloudy / Dry

BMCRC - MRO Championships 2016 - Rnd 8 @ Brands Hatch GP

BMCRC Rookie 600 & 1000

RACE 7 - SECTOR ANALYSIS

SECTOR 1 = FL to I1, SECTOR 2 = I1 to I2, SECTOR 3 = I2 to FL, DIFF = Difference To Personal Best Lap

P15 444 1000 Benjamin DOUGHTY Yamaha - First choice builders

IDEAL LAP TIME : 1:46.914 BEST LAP TIME : 1:46.935 DIFFERENCE : 0.021

LAP	SECTOR 1	SECTOR 2	SECTOR 3	LAP TIME	MPH	DIFF	TIME OF DAY
1 -		50.250	***24.807***	1:55.793	75.65	8.858	14:59:43.192
2 -	34.746	49.225	25.486	1:49.457 **(3)**	80.02	2.522	15:01:32.649
3 -	35.370	48.620	24.900	1:48.890 **(2)**	80.44	1.955	15:03:21.539
4 -	***34.486***	***47.621***	24.828	***1:46.935*** **(1)**	***81.91***		***15:05:08.474***

P16 43 600 Jon CLARK Triumph - RJC Motor Services

IDEAL LAP TIME : 1:41.994 BEST LAP TIME : 1:42.772 DIFFERENCE : 0.778

LAP	SECTOR 1	SECTOR 2	SECTOR 3	LAP TIME	MPH	DIFF	TIME OF DAY
1 -		47.300	24.035	2:13.553	65.59	30.781	15:00:00.952
2 -	33.027	46.716	23.479	1:43.222 **(3)**	84.86	0.450	15:01:44.174
3 -	***32.280***	47.043	***23.449***	***1:42.772*** **(1)**	***85.23***		***15:03:26.946***
4 -	32.812	***46.265***	23.717	1:42.794 **(2)**	85.21	0.022	15:05:09.740

P17 95 600 Karl SMITH Yamaha - The Flooring Centre Romford

IDEAL LAP TIME : 1:42.336 BEST LAP TIME : 1:42.931 DIFFERENCE : 0.595

LAP	SECTOR 1	SECTOR 2	SECTOR 3	LAP TIME	MPH	DIFF	TIME OF DAY
1 -		47.369	24.037	2:13.337	65.69	30.406	15:00:00.736
2 -	***32.941***	46.437	23.677	1:43.055 **(2)**	85.00	0.124	15:01:43.791
3 -	33.093	46.912	***23.596***	1:43.601 **(3)**	84.55	0.670	15:03:27.392
4 -	33.467	***45.799***	23.665	***1:42.931*** **(1)**	***85.10***		***15:05:10.323***

P18 64 600 Rob SALTMER Honda - Universal Tyres & Autocentres

IDEAL LAP TIME : 1:42.726 BEST LAP TIME : 1:43.421 DIFFERENCE : 0.695

LAP	SECTOR 1	SECTOR 2	SECTOR 3	LAP TIME	MPH	DIFF	TIME OF DAY
1 -		47.254	23.799	2:11.988	66.36	28.567	14:59:59.387
2 -	33.600	***46.024***	***23.797***	***1:43.421*** **(1)**	***84.70***		***15:01:42.808***
3 -	***32.905***	47.146	23.912	1:43.963 **(3)**	84.25	0.542	15:03:26.771
4 -	33.200	46.523	23.903	1:43.626 **(2)**	84.53	0.205	15:05:10.397

P19 543 600 Stefan ELLIS Yamaha - Bespoke Bathing Company

IDEAL LAP TIME : 1:41.075 BEST LAP TIME : 1:41.905 DIFFERENCE : 0.830

LAP	SECTOR 1	SECTOR 2	SECTOR 3	LAP TIME	MPH	DIFF	TIME OF DAY
1 -		48.203	24.385	2:14.879	64.94	32.974	15:00:02.278
2 -	33.285	46.955	24.124	1:44.364 **(3)**	83.93	2.459	15:01:46.642
3 -	32.758	***45.246***	23.947	1:41.951 **(2)**	85.92	0.046	15:03:28.593
4 -	***32.275***	46.076	***23.554***	***1:41.905*** **(1)**	***85.96***		***15:05:10.498***

P20 97 600 Sam GRAHAM Honda -

IDEAL LAP TIME : 1:41.591 BEST LAP TIME : 1:42.106 DIFFERENCE : 0.515

LAP	SECTOR 1	SECTOR 2	SECTOR 3	LAP TIME	MPH	DIFF	TIME OF DAY
1 -		47.522	24.021	2:13.086	65.82	30.980	15:00:00.485
2 -	33.785	47.914	23.967	1:45.666 **(3)**	82.90	3.560	15:01:46.151
3 -	32.931	46.679	***23.253***	1:42.863 **(2)**	85.16	0.757	15:03:29.014
4 -	***32.202***	***46.136***	23.768	***1:42.106*** **(1)**	***85.79***		***15:05:11.120***

P21 68 600 Luke TURNER Kawasaki -

IDEAL LAP TIME : 1:42.421 BEST LAP TIME : 1:42.797 DIFFERENCE : 0.376

LAP	SECTOR 1	SECTOR 2	SECTOR 3	LAP TIME	MPH	DIFF	TIME OF DAY
1 -		47.292	24.007	2:14.161	65.29	31.364	15:00:01.560
2 -	33.659	47.304	24.499	1:45.462 **(3)**	83.06	2.665	15:01:47.022
3 -	33.451	***45.859***	23.570	1:42.880 **(2)**	85.14	0.083	15:03:29.902
4 -	***33.134***	46.235	***23.428***	***1:42.797*** **(1)**	***85.21***		***15:05:12.699***

Brands Hatch GP
Circuit Length = 2.4332 miles
Start: 14:57 Flag 15:04 End: 15:06

Weather / Track : Cloudy / Dry

BMCRC - MRO Championships 2016 - Rnd 8 @ Brands Hatch GP

BMCRC Rookie 600 & 1000

RACE 7 - SECTOR ANALYSIS

SECTOR 1 = FL to I1, SECTOR 2 = I1 to I2, SECTOR 3 = I2 to FL, DIFF = Difference To Personal Best Lap

P22 222 1000 Matthew EPPS Honda -

IDEAL LAP TIME : 1:49.599 BEST LAP TIME : 1:49.651 DIFFERENCE : 0.052

LAP	SECTOR 1	SECTOR 2	SECTOR 3	LAP TIME	MPH	DIFF	TIME OF DAY
1 -		51.301	25.596	1:57.422	74.60	7.771	14:59:44.821
2 -	***35.125***	***49.303***	25.223	***1:49.651*** **(1)**	***79.88***		***15:01:34.472***
3 -	35.580	49.531	***25.171***	1:50.282 **(2)**	79.43	0.631	15:03:24.754
4 -	35.869	50.107	25.421	1:51.397 **(3)**	78.63	1.746	15:05:16.151

P23 100 600 Mark DYER Yamaha - Elite electrical (Kent) Ltd

IDEAL LAP TIME : 1:42.937 BEST LAP TIME : 1:45.162 DIFFERENCE : 2.225

LAP	SECTOR 1	SECTOR 2	SECTOR 3	LAP TIME	MPH	DIFF	TIME OF DAY
1 -		***46.276***	24.150	2:09.990	67.38	24.828	14:59:57.389
2 -	35.619	46.820	***23.666***	1:46.105 **(2)**	82.55	0.943	15:01:43.494
3 -	***32.995***	47.427	24.740	***1:45.162*** **(1)**	***83.29***		***15:03:28.656***
4 -	35.122	47.989	24.626	1:47.737 **(3)**	81.30	2.575	15:05:16.393

P24 67 600 Tony COE Honda -

IDEAL LAP TIME : 1:43.312 BEST LAP TIME : 1:43.709 DIFFERENCE : 0.397

LAP	SECTOR 1	SECTOR 2	SECTOR 3	LAP TIME	MPH	DIFF	TIME OF DAY
1 -		47.660	23.846	2:15.126	64.82	31.417	15:00:02.525
2 -	***33.332***	47.445	24.363	1:45.140 **(2)**	83.31	1.431	15:01:47.665
3 -	33.729	***46.199***	***23.781***	***1:43.709*** **(1)**	***84.46***		***15:03:31.374***
4 -	34.029	46.733	24.402	1:45.164 **(3)**	83.29	1.455	15:05:16.538

P25 93 600 Simon HEALEY Honda - Popular Tyres / Steam Packet

IDEAL LAP TIME : 1:46.108 BEST LAP TIME : 1:46.446 DIFFERENCE : 0.338

LAP	SECTOR 1	SECTOR 2	SECTOR 3	LAP TIME	MPH	DIFF	TIME OF DAY
1 -		49.008	24.562	2:17.867	63.53	31.421	15:00:05.266
2 -	34.099	47.859	***24.488***	***1:46.446*** **(1)**	***82.29***		***15:01:51.712***
3 -	34.293	***47.784***	24.638	1:46.715 **(2)**	82.08	0.269	15:03:38.427
4 -	***33.836***	48.664	25.162	1:47.662 **(3)**	81.36	1.216	15:05:26.089

P26 119 600 Adrian LEWIS Triumph -

IDEAL LAP TIME : 1:45.308 BEST LAP TIME : 1:46.112 DIFFERENCE : 0.804

LAP	SECTOR 1	SECTOR 2	SECTOR 3	LAP TIME	MPH	DIFF	TIME OF DAY
1 -		50.329	24.603	2:20.123	62.51	34.011	15:00:07.522
2 -	33.882	49.242	25.249	1:48.373 **(2)**	80.83	2.261	15:01:55.895
3 -	***33.427***	51.900	25.300	1:50.627 **(3)**	79.18	4.515	15:03:46.522
4 -	34.231	***47.665***	***24.216***	***1:46.112*** **(1)**	***82.55***		***15:05:32.634***

P27 78 600 Nicholas JOINT HONDA - Sydnad's Custom Decals

IDEAL LAP TIME : 1:49.628 BEST LAP TIME : 1:51.377 DIFFERENCE : 1.749

LAP	SECTOR 1	SECTOR 2	SECTOR 3	LAP TIME	MPH	DIFF	TIME OF DAY
1 -		***49.210***	***25.172***	2:17.810	63.56	26.433	15:00:05.209
2 -	***35.246***	49.711	27.098	1:52.055 **(3)**	78.17	0.678	15:01:57.264
3 -	35.442	49.712	26.316	1:51.470 **(2)**	78.58	0.093	15:03:48.734
4 -	35.906	49.986	25.485	***1:51.377*** **(1)**	***78.65***		***15:05:40.111***

P28 21 600 Michael SMITH Honda -

IDEAL LAP TIME : 1:50.945 BEST LAP TIME : 1:51.498 DIFFERENCE : 0.553

LAP	SECTOR 1	SECTOR 2	SECTOR 3	LAP TIME	MPH	DIFF	TIME OF DAY
1 -		***50.450***	***25.331***	2:20.614	62.29	29.116	15:00:08.013
2 -	35.508	50.625	25.365	***1:51.498*** **(1)**	***78.56***		***15:01:59.511***
3 -	35.870	50.975	25.541	1:52.386 **(3)**	77.94	0.888	15:03:51.897
4 -	***35.164***	50.603	25.792	1:51.559 **(2)**	78.52	0.061	15:05:43.456

Weather / Track : Cloudy / Dry

Brands Hatch GP
Circuit Length = 2.4332 miles
Start: 14:57 Flag 15:04 End: 15:06

BMCRC - MRO Championships 2016 - Rnd 8 @ Brands Hatch GP

BMCRC Rookie 600 & 1000

RACE 7 - SECTOR ANALYSIS

SECTOR 1 = FL to I1, SECTOR 2 = I1 to I2, SECTOR 3 = I2 to FL, DIFF = Difference To Personal Best Lap

P29 51 1000 Lindsay FAIRFIELD Kawasaki -

IDEAL LAP TIME : 1:55.435 BEST LAP TIME : 1:55.887 DIFFERENCE : 0.452

LAP	SECTOR 1	SECTOR 2	SECTOR 3	LAP TIME	MPH	DIFF	TIME OF DAY
1 -		52.743	***26.210***	2:03.313	71.03	7.426	14:59:50.712
2 -	38.062	54.164	27.506	1:59.732 **(3)**	73.16	3.845	15:01:50.444
3 -	38.597	51.966	27.289	1:57.852 **(2)**	74.32	1.965	15:03:48.296
4 -	***37.789***	***51.436***	26.662	***1:55.887*** **(1)**	***75.58***		***15:05:44.183***

P30 333 1000 Andrew HOUGHTON Suzuki -

IDEAL LAP TIME : 1:59.541 BEST LAP TIME : 1:59.541 DIFFERENCE : 0.000

LAP	SECTOR 1	SECTOR 2	SECTOR 3	LAP TIME	MPH	DIFF	TIME OF DAY
1 -		54.756	28.531	2:07.150	68.89	7.609	14:59:54.549
2 -	39.547	55.169	27.891	2:02.607 **(3)**	71.44	3.066	15:01:57.156
3 -	38.904	55.053	27.454	2:01.411 **(2)**	72.15	1.870	15:03:58.567
4 -	***38.392***	***53.917***	***27.232***	***1:59.541*** **(1)**	***73.27***		***15:05:58.108***

P31 19 600 Mark HART Mv Agusta - MV Agusta Wales / The specialist in traditional sasł

IDEAL LAP TIME : 1:58.063 BEST LAP TIME : 1:58.692 DIFFERENCE : 0.629

LAP	SECTOR 1	SECTOR 2	SECTOR 3	LAP TIME	MPH	DIFF	TIME OF DAY
1 -		***53.576***	***27.443***	2:27.006 **(3)**	59.58	28.314	15:00:14.405
2 -	***37.044***	53.698	27.950	***1:58.692*** **(1)**	***73.80***		***15:02:13.097***
3 -	37.555	54.165	27.630	1:59.350 **(2)**	73.39	0.658	15:04:12.447

P32 17 600 Philip BAKER Triumph - Martello Building Consultancy

IDEAL LAP TIME : 1:40.512 BEST LAP TIME : 2:10.084 DIFFERENCE : 29.572

LAP	SECTOR 1	SECTOR 2	SECTOR 3	LAP TIME	MPH	DIFF	TIME OF DAY
1 -		46.514	***23.702***	***2:10.084*** **(1)**	***67.33***		***14:59:57.483***

Weather / Track : Cloudy / Dry

Brands Hatch GP
Circuit Length = 2.4332 miles
Start: 14:57 Flag 15:04 End: 15:06

BMCRC - MRO Championships 2016 - Rnd 8 @ Brands Hatch GP

BMCRC Rookie 600 & 1000

RACE 7 - BEST SECTORS

	SECTOR 1			SECTOR 2			SECTOR 3			IDEAL / BEST COMPARISON					
POS	NO	NAME	TIME	NO	NAME	TIME	NO	NAME	TIME	POS	NO	NAME	IDEAL	BEST	DIFF
												PERFECT LAP	1:34.399		
1	11	WHALLEY	30.347	11	WHALLEY	42.213	11	WHALLEY	21.839	1	11	WHALLEY	1:34.399	1:34.851	0.452
2	5	O'DONOVAN	30.953	15	SIEMIENIUK-JUZW	43.537	15	SIEMIENIUK-JUZW	22.304	2	15	SIEMIENIUK-JUZWIU	1:37.161	1:37.526	0.365
3	86	SHOUBRIDGE	31.103	149	HAMMETT	43.749	5	O'DONOVAN	22.403	3	5	O'DONOVAN	1:37.214	1:37.378	0.164
4	149	HAMMETT	31.312	86	SHOUBRIDGE	43.793	149	HAMMETT	22.832	4	149	HAMMETT	1:37.893	1:37.893	0.000
5	15	SIEMIENIUK-JUZW	31.320	44	NEWMAN	43.830	86	SHOUBRIDGE	23.112	5	86	SHOUBRIDGE	1:38.008	1:39.066	1.058
6	41	YOUNG	31.463	5	O'DONOVAN	43.858	129	BAILEY	23.117	6	44	NEWMAN	1:38.824	1:38.845	0.021
7	44	NEWMAN	31.650	82	SMITH	44.648	53	SIGGS	23.237	7	41	YOUNG	1:39.791	1:39.791	0.000
8	53	SIGGS	31.678	81	DUFFETT	44.857	97	GRAHAM	23.253	8	53	SIGGS	1:39.832	1:40.001	0.169
9	81	DUFFETT	31.782	17	BAKER	44.893	137	JOYCE	23.291	9	81	DUFFETT	1:40.023	1:40.884	0.861
10	17	BAKER	31.917	53	SIGGS	44.917	44	NEWMAN	23.344	10	82	SMITH	1:40.355	1:41.128	0.773
11	82	SMITH	32.150	41	YOUNG	44.979	41	YOUNG	23.349	11	17	BAKER	1:40.512	2:10.084	29.572
12	97	GRAHAM	32.202	129	BAILEY	45.203	81	DUFFETT	23.384	12	129	BAILEY	1:40.583	1:41.050	0.467
13	129	BAILEY	32.263	543	ELLIS	45.246	68	TURNER	23.428	13	543	ELLIS	1:41.075	1:41.905	0.830
14	543	ELLIS	32.275	137	JOYCE	45.437	43	CLARK	23.449	14	137	JOYCE	1:41.133	1:41.133	0.000
15	43	CLARK	32.280	95	SMITH	45.799	543	ELLIS	23.554	15	97	GRAHAM	1:41.591	1:42.106	0.515
16	137	JOYCE	32.405	68	TURNER	45.859	82	SMITH	23.557	16	43	CLARK	1:41.994	1:42.772	0.778
17	64	SALTMER	32.905	64	SALTMER	46.024	95	SMITH	23.596	17	95	SMITH	1:42.336	1:42.931	0.595
18	95	SMITH	32.941	97	GRAHAM	46.136	100	DYER	23.666	18	68	TURNER	1:42.421	1:42.797	0.376
19	100	DYER	32.995	67	COE	46.199	17	BAKER	23.702	19	64	SALTMER	1:42.726	1:43.421	0.695
20	68	TURNER	33.134	43	CLARK	46.265	67	COE	23.781	20	100	DYER	1:42.937	1:45.162	2.225
21	57	McCORMACK	33.254	57	McCORMACK	46.274	64	SALTMER	23.797	21	67	COE	1:43.312	1:43.709	0.397
22	67	COE	33.332	100	DYER	46.276	57	McCORMACK	23.915	22	57	McCORMACK	1:43.443	1:44.302	0.859
23	119	LEWIS	33.427	444	DOUGHTY	47.621	119	LEWIS	24.216	23	119	LEWIS	1:45.308	1:46.112	0.804
24	16	CROWSON	33.736	119	LEWIS	47.665	16	CROWSON	24.372	24	93	HEALEY	1:46.108	1:46.446	0.338
25	93	HEALEY	33.836	93	HEALEY	47.784	93	HEALEY	24.488	25	16	CROWSON	1:46.208	1:46.236	0.028
26	444	DOUGHTY	34.486	16	CROWSON	48.100	444	DOUGHTY	24.807	26	444	DOUGHTY	1:46.914	1:46.935	0.021
27	222	EPPS	35.125	78	JOINT	49.210	222	EPPS	25.171	27	222	EPPS	1:49.599	1:49.651	0.052
28	21	SMITH	35.164	222	EPPS	49.303	78	JOINT	25.172	28	78	JOINT	1:49.628	1:51.377	1.749
29	78	JOINT	35.246	21	SMITH	50.450	21	SMITH	25.331	29	21	SMITH	1:50.945	1:51.498	0.553
30	19	HART	37.044	51	FAIRFIELD	51.436	51	FAIRFIELD	26.210	30	51	FAIRFIELD	1:55.435	1:55.887	0.452
31	51	FAIRFIELD	37.789	19	HART	53.576	333	HOUGHTON	27.232	31	19	HART	1:58.063	1:58.692	0.629
32	333	HOUGHTON	38.392	333	HOUGHTON	53.917	19	HART	27.443	32	333	HOUGHTON	1:59.541	1:59.541	0.000
33															

Weather / Track : Cloudy / Dry

Brands Hatch GP
Circuit Length = 2.4332 miles
Start: 14:57 Flag 15:04 End: 15:06

Results can be found at www.tsl-timing.com

Printed - 15:08 Saturday, 20 August 2016

BMCRC - MRO Championships 2016 - Rnd 8 @ Brands Hatch GP

BMCRC Rookie 600 & 1000

RACE 18 - CLASSIFICATION

POS	NO	CL	PIC	NAME	ENTRY	LAPS	TIME	GAP	DIFF	MPH	BEST	ON
1	**11**	1000	1	Mick WHALLEY	Yamaha - Fresh Fruit Ltd	**5**	8:04.385			90.42	**1:34.193**	5
2	**5**	1000	2	Kyle O'DONOVAN	Yamaha - Meads Construction	**5**	8:04.761	**0.376**	0.376	90.35	**1:34.433**	5
3	**15 ***	1000	3	Mariusz SIEMIENIUK-JUZWIUK	Honda - BELMONT AUTO SERVICE	**5**	8:13.022	**8.637**	8.261	88.83	**1:37.293**	3
4	**86**	600	1	David SHOUBRIDGE	Kawasaki - ASAP (allsignsallprint)	**5**	8:26.629	**22.244**	13.607	86.45	**1:35.725**	5
5	**33**	1000	4	Rafal GRZEDA	BMW -	**5**	8:27.863	**23.478**	1.234	86.24	**1:39.725**	2
6	**129**	1000	5	Luke BAILEY	Honda - L.C.A.B ENGINEERING LTD	**5**	8:36.426	**32.041**	8.563	84.81	**1:41.972**	3
7	**81**	600	2	Liam DUFFETT	Honda -	**5**	8:39.912	**35.527**	3.486	84.24	**1:38.364**	3
8	**137**	1000	6	Alun JOYCE	Honda - the fitness factory	**5**	8:41.096	**36.711**	1.184	84.05	**1:42.861**	4
9	**53**	600	3	Jason SIGGS	Triumph - J Siggs Construction	**5**	8:42.046	**37.661**	0.950	83.89	**1:38.923**	5
10	**44**	600	4	Tom NEWMAN	Triumph -	**5**	8:47.514	**43.129**	5.468	83.02	**1:39.200**	4
11	**543**	600	5	Stefan ELLIS	Yamaha - Bespoke Bathing Company	**5**	8:48.419	**44.034**	0.905	82.88	**1:39.614**	5
12	**82**	600	6	Andrew SMITH	Suzuki - 5 Club Racing	**5**	8:48.954	**44.569**	0.535	82.80	**1:40.019**	4
13	**57 ***	1000	7	Justin McCORMACK	Kawasaki - JMR Kawasaki	**5**	8:49.757	**45.372**	0.803	82.67	**1:43.897**	2
14	**17**	600	7	Philip BAKER	Triumph - Martello Building Consultancy	**5**	9:00.254	**55.869**	10.497	81.07	**1:40.885**	5
15	**43**	600	8	Jon CLARK	Triumph - RJC Motor Services	**5**	9:00.397	**56.012**	0.143	81.04	**1:41.140**	5
16	**68**	600	9	Luke TURNER	Kawasaki -	**5**	9:00.832	**56.447**	0.435	80.98	**1:40.925**	5
17	**64**	600	10	Rob SALTMER	Honda - Universal Tyres & Autocentres	**5**	9:03.114	**58.729**	2.282	80.64	**1:42.137**	5
18	**95**	600	11	Karl SMITH	Yamaha - The Flooring Centre Romford	**5**	9:03.516	**59.131**	0.402	80.58	**1:42.058**	5
19	**97**	600	12	Sam GRAHAM	Honda -	**5**	9:05.553	**1:01.168**	2.037	80.28	**1:42.750**	3
20	**16**	1000	8	Paul CROWSON	Suzuki -	**5**	9:11.055	**1:06.670**	5.502	79.48	**1:49.003**	2
21	**100**	600	13	Mark DYER	Yamaha - Elite electrical (Kent) Ltd	**5**	9:11.115	**1:06.730**	0.060	79.47	**1:44.131**	5
22	**444**	1000	9	Benjamin DOUGHTY	Yamaha - First choice builders	**5**	9:17.504	**1:13.119**	6.389	78.56	**1:49.806**	2
23	**67**	600	14	Tony COE	Honda -	**5**	9:20.292	**1:15.907**	2.788	78.17	**1:45.944**	5
24	**119**	600	15	Adrian LEWIS	Triumph -	**5**	9:20.589	**1:16.204**	0.297	78.13	**1:45.736**	5
25	**222**	1000	10	Matthew EPPS	Honda -	**5**	9:33.429	**1:29.044**	12.840	76.38	**1:51.040**	2
26	**93**	600	16	Simon HEALEY	Honda - Popular Tyres / Steam Packet	**5**	9:33.460	**1:29.075**	0.031	76.37	**1:48.107**	4
27	**116**	600	17	Oliver SHOTTON	Kawasaki -	**5**	9:40.814	**1:36.429**	7.354	75.40	**1:48.711**	5
28	**21**	600	18	Michael SMITH	Honda -	**5**	9:42.301	**1:37.916**	1.487	75.21	**1:49.217**	5
29	**78**	600	19	Nicholas JOINT	Honda - Sydnad's Custom Decals	**5**	9:43.708	**1:39.323**	1.407	75.03	**1:50.648**	5
30	**51**	1000	11	Lindsay FAIRFIELD	Kawasaki -	**4**	7:59.367	**1 Lap**	1 Lap	73.09	**1:58.287**	2
31	**333**	1000	12	Andrew HOUGHTON	Suzuki -	**4**	7:59.987	**1 Lap**	0.620	73.00	**1:58.175**	2

NOT CLASSIFIED

DNF	**149**	600		Callum HAMMETT	Yamaha -	**1**	2:02.374	**4 Laps**	3 Laps	71.58	**2:02.374**	1
DNF	**19**	600		Mark HART	MV Agusta - MV Agusta Wales / The specialist in tra	**1**	2:20.920	**4 Laps**	18.546	62.16	**2:20.920**	1

FASTEST LAP

11	1000	Mick WHALLEY	Yamaha - Fresh Fruit Ltd	**5**	1:34.193	92.99 mph	149.66 kph
86	600	David SHOUBRIDGE	Kawasaki - ASAP (allsignsallprint)	**5**	1:35.725	91.51 mph	147.27 kph

*** Bikes 15 & 57 - Please improve location of transponder - poor signal**
Class 1000 - 90% of Race Speed = 81.37 mph
Class 600 - 90% of Race Speed = 77.80 mph

Brands Hatch GP
Circuit Length = 2.4332 miles
Start: 18:17 Flag 18:25 End: 18:27

Weather / Track : Cloudy / Dry
These results are provisional until the conclusion of any judicial and technical matters.

Clerk Of Course :		Timekeeper :

Results can be found at www.tsl-timing.com

Printed - 18:28 Saturday, 20 August 2016

BMCRC - MRO Championships 2016 - Rnd 8 @ Brands Hatch GP

BMCRC Rookie 600 & 1000

RACE 18 - LAP CHART

LAP 1 @ 18:18:53.080

NO	BEHIND	LAP TIME
11		1:40.892
15	0.993	1:41.885
5	1.468	1:42.360
33	6.818	1:47.710
137	6.864	1:47.756
129	7.406	1:48.298
57	8.000	1:48.892
16	13.558	1:54.450
444	14.639	1:55.531
222	17.437	1:58.329
86	19.971	2:00.863
149	21.482	2:02.374
51	22.827	2:03.719
81	23.038	2:03.930
53	23.574	2:04.466
333	23.751	2:04.643
44	24.349	2:05.241
82	24.748	2:05.640
543	25.667	2:06.559
43	28.329	2:09.221
17	29.129	2:10.021
64	29.184	2:10.076
95	29.532	2:10.424
97	30.030	2:10.922
68	30.347	2:11.239
100	31.107	2:11.999
119	31.399	2:12.291
67	32.018	2:12.910
78	34.836	2:15.728
21	36.967	2:17.859
93	37.055	2:17.947
116	37.523	2:18.415
19	40.028	2:20.920

LAP 2 @ 18:20:29.535

NO	BEHIND	LAP TIME
11		1:36.455
5	0.851	1:35.838
15	2.108	1:37.570
33	10.088	1:39.725
129	13.008	1:42.057
137	14.371	1:43.962
57	15.442	1:43.897
86	20.577	1:37.061
16	26.106	1:49.003
81	26.230	1:39.647
53	26.970	1:39.851
444	27.990	1:49.806
44	30.220	1:42.326
82	30.341	1:42.048
543	30.699	1:41.487
222	32.022	1:51.040
43	35.299	1:43.425
64	37.377	1:44.648
17	37.466	1:44.792
68	37.691	1:43.799
95	38.031	1:44.954
97	38.640	1:45.065
100	39.779	1:45.127
67	43.949	1:48.386
119	44.148	1:49.204
51	44.659	1:58.287
333	45.471	1:58.175
78	49.164	1:50.783
93	49.363	1:48.763
116	52.552	1:51.484
21	52.615	1:52.103

LAP 3 @ 18:22:05.190

NO	BEHIND	LAP TIME
11		1:35.655
5	1.502	1:36.306
15	3.746	1:37.293
33	14.337	1:39.904
129	19.325	1:41.972
86	21.640	1:36.718
137	21.703	1:42.987
57	24.142	1:44.355
81	28.939	1:38.364
53	30.508	1:39.193
82	35.684	1:40.998
44	35.814	1:41.249
543	35.997	1:40.953
16	39.573	1:49.122
444	43.033	1:50.698
43	43.678	1:44.034
17	43.876	1:42.065
68	44.297	1:42.261
64	45.419	1:43.697
95	45.540	1:43.164
97	45.735	1:42.750
100	48.788	1:44.664
222	51.116	1:54.749
67	54.868	1:46.574
119	55.331	1:46.838
93	1:03.697	1:49.989
51	1:07.595	1:58.591
116	1:08.109	1:51.212
333	1:08.524	1:58.708
21	1:08.611	1:51.651
78	1:08.850	1:55.341

LAP 4 @ 18:23:42.380

NO	BEHIND	LAP TIME
11		1:37.190
5	0.136	1:35.824
15	4.148	1:37.592
33	17.110	1:39.963
86	20.712	1:36.262
129	24.117	1:41.982
137	27.374	1:42.861
81	31.012	1:39.263
53	32.931	1:39.613
57	34.114	1:47.162
44	37.824	1:39.200
82	38.513	1:40.019
543	38.613	1:39.806
43	49.065	1:42.577
17	49.177	1:42.491
68	49.715	1:42.608
64	50.785	1:42.556
95	51.266	1:42.916
16	51.563	1:49.180
97	52.468	1:43.923
100	56.792	1:45.194
444	56.866	1:51.023
67	1:04.156	1:46.478
119	1:04.661	1:46.520
222	1:08.744	1:54.818
93	1:14.614	1:48.107
116	1:21.911	1:50.992
78	1:22.868	1:51.208
21	1:22.892	1:51.471
51	1:29.175	1:58.770
333	1:29.795	1:58.461

LAP 5 @ 18:25:16.573

NO	BEHIND	LAP TIME
11		1:34.193
5	0.376	1:34.433
15	8.637	1:38.682
86	22.244	1:35.725
33	23.478	1:40.561
129	32.041	1:42.117
81	35.527	1:38.708
137	36.711	1:43.530
53	37.661	1:38.923
44	43.129	1:39.498
543	44.034	1:39.614
82	44.569	1:40.249
57	45.372	1:45.451
17	55.869	1:40.885
43	56.012	1:41.140
68	56.447	1:40.925
64	58.729	1:42.137
95	59.131	1:42.058
97	1:01.168	1:42.893
16	1:06.670	1:49.300
100	1:06.730	1:44.131
444	1:13.119	1:50.446
67	1:15.907	1:45.944
119	1:16.204	1:45.736
222	1:29.044	1:54.493
93	1:29.075	1:48.654
116	1:36.429	1:48.711
21	1:37.916	1:49.217
78	1:39.323	1:50.648

Weather / Track : Cloudy / Dry

Brands Hatch GP
Circuit Length = 2.4332 miles
Start: 18:17 Flag 18:25 End: 18:27

Results can be found at www.tsl-timing.com

Printed - 18:29 Saturday, 20 August 2016

BMCRC - MRO Championships 2016 - Rnd 8 @ Brands Hatch GP

BMCRC Rookie 600 & 1000

RACE 18 - SECTOR ANALYSIS

SECTOR 1 = FL to I1, SECTOR 2 = I1 to I2, SECTOR 3 = I2 to FL, DIFF = Difference To Personal Best Lap

P1 11 1000 Mick WHALLEY Yamaha - Fresh Fruit Ltd

IDEAL LAP TIME : 1:34.193 BEST LAP TIME : 1:34.193 DIFFERENCE : 0.000

LAP	SECTOR 1	SECTOR 2	SECTOR 3	LAP TIME	MPH	DIFF	TIME OF DAY
1 -		43.067	22.215	1:40.892	86.82	6.699	18:18:53.080
2 -	31.223	42.957	22.275	1:36.455 (3)	90.81	2.262	18:20:29.535
3 -	31.036	42.691	21.928	1:35.655 (2)	91.57	1.462	18:22:05.190
4 -	31.636	43.323	22.231	1:37.190	90.13	2.997	18:23:42.380
5 -	***30.736***	***41.633***	***21.824***	***1:34.193 (1)***	***92.99***		***18:25:16.573***

P2 5 1000 Kyle O'DONOVAN Yamaha - Meads Construction

IDEAL LAP TIME : 1:34.394 BEST LAP TIME : 1:34.433 DIFFERENCE : 0.039

LAP	SECTOR 1	SECTOR 2	SECTOR 3	LAP TIME	MPH	DIFF	TIME OF DAY
1 -		43.850	22.130	1:42.360	85.57	7.927	18:18:54.548
2 -	30.794	43.104	21.940	1:35.838 (3)	91.40	1.405	18:20:30.386
3 -	30.910	43.121	22.275	1:36.306	90.95	1.873	18:22:06.692
4 -	***30.789***	43.051	21.984	1:35.824 (2)	91.41	1.391	18:23:42.516
5 -	30.828	***41.965***	***21.640***	***1:34.433 (1)***	***92.76***		***18:25:16.949***

P3 15 1000 Mariusz SIEMIENIUK-JUZWIUK Honda - BELMONT AUTO SERVICE

IDEAL LAP TIME : 1:37.027 BEST LAP TIME : 1:37.293 DIFFERENCE : 0.266

LAP	SECTOR 1	SECTOR 2	SECTOR 3	LAP TIME	MPH	DIFF	TIME OF DAY
1 -		***43.498***	22.250	1:41.885	85.97	4.592	18:18:54.073
2 -	31.296	44.035	***22.239***	1:37.570 (2)	89.78	0.277	18:20:31.643
3 -	31.369	43.520	22.404	***1:37.293 (1)***	***90.03***		***18:22:08.936***
4 -	***31.290***	43.864	22.438	1:37.592 (3)	89.75	0.299	18:23:46.528
5 -	31.335	44.609	22.738	1:38.682	88.76	1.389	18:25:25.210

P4 86 600 David SHOUBRIDGE Kawasaki - ASAP (allsignsallprint)

IDEAL LAP TIME : 1:35.546 BEST LAP TIME : 1:35.725 DIFFERENCE : 0.179

LAP	SECTOR 1	SECTOR 2	SECTOR 3	LAP TIME	MPH	DIFF	TIME OF DAY
1 -		***42.917***	22.942	2:00.863	72.47	25.138	18:19:13.051
2 -	31.021	43.464	22.576	1:37.061	90.25	1.336	18:20:50.112
3 -	30.396	43.122	23.200	1:36.718 (3)	90.57	0.993	18:22:26.830
4 -	30.399	43.201	22.662	1:36.262 (2)	91.00	0.537	18:24:03.092
5 -	***30.144***	43.096	***22.485***	***1:35.725 (1)***	***91.51***		***18:25:38.817***

P5 33 1000 Rafal GRZEDA BMW -

IDEAL LAP TIME : 1:39.423 BEST LAP TIME : 1:39.725 DIFFERENCE : 0.302

LAP	SECTOR 1	SECTOR 2	SECTOR 3	LAP TIME	MPH	DIFF	TIME OF DAY
1 -		46.458	23.382	1:47.710	81.32	7.985	18:18:59.898
2 -	31.847	45.127	***22.751***	***1:39.725 (1)***	***87.83***		***18:20:39.623***
3 -	31.968	***44.847***	23.089	1:39.904 (2)	87.68	0.179	18:22:19.527
4 -	***31.825***	45.204	22.934	1:39.963 (3)	87.63	0.238	18:23:59.490
5 -	32.101	45.445	23.015	1:40.561	87.10	0.836	18:25:40.051

P6 129 1000 Luke BAILEY Honda - L.C.A.B ENGINEERING LTD

IDEAL LAP TIME : 1:41.547 BEST LAP TIME : 1:41.972 DIFFERENCE : 0.425

LAP	SECTOR 1	SECTOR 2	SECTOR 3	LAP TIME	MPH	DIFF	TIME OF DAY
1 -		46.589	23.731	1:48.298	80.88	6.326	18:19:00.486
2 -	32.826	45.716	23.515	1:42.057 (3)	85.83	0.085	18:20:42.543
3 -	33.044	***45.515***	***23.413***	***1:41.972 (1)***	***85.90***		***18:22:24.515***
4 -	***32.619***	45.849	23.514	1:41.982 (2)	85.89	0.010	18:24:06.497
5 -	32.991	45.540	23.586	1:42.117	85.78	0.145	18:25:48.614

P7 81 600 Liam DUFFETT Honda -

IDEAL LAP TIME : 1:38.035 BEST LAP TIME : 1:38.364 DIFFERENCE : 0.329

LAP	SECTOR 1	SECTOR 2	SECTOR 3	LAP TIME	MPH	DIFF	TIME OF DAY

Weather / Track : Cloudy / Dry

Brands Hatch GP
Circuit Length = 2.4332 miles
Start: 18:17 Flag 18:25 End: 18:27

BMCRC - MRO Championships 2016 - Rnd 8 @ Brands Hatch GP

BMCRC Rookie 600 & 1000

RACE 18 - SECTOR ANALYSIS

SECTOR 1 = FL to I1, SECTOR 2 = I1 to I2, SECTOR 3 = I2 to FL, DIFF = Difference To Personal Best Lap

1 -		44.074	23.533	2:03.930	70.68	25.566	18:19:16.118
2 -	31.565	44.499	23.583	1:39.647	87.90	1.283	18:20:55.765
3 -	31.490	***43.958***	22.916	***1:38.364 (1)***	***89.05***		***18:22:34.129***
4 -	31.466	44.918	***22.879***	1:39.263 (3)	88.24	0.899	18:24:13.392
5 -	***31.198***	44.396	23.114	1:38.708 (2)	88.74	0.344	18:25:52.100

P8 137 1000 Alun JOYCE Honda - the fitness factory

IDEAL LAP TIME : 1:42.415 BEST LAP TIME : 1:42.861 DIFFERENCE : 0.446

LAP	SECTOR 1	SECTOR 2	SECTOR 3	LAP TIME	MPH	DIFF	TIME OF DAY
1 -		46.471	***23.729***	1:47.756	81.29	4.895	18:18:59.944
2 -	33.457	46.602	23.903	1:43.962	84.26	1.101	18:20:43.906
3 -	33.068	***45.853***	24.066	1:42.987 (2)	85.05	0.126	18:22:26.893
4 -	***32.833***	46.181	23.847	***1:42.861 (1)***	***85.16***		***18:24:09.754***
5 -	32.934	46.750	23.846	1:43.530 (3)	84.61	0.669	18:25:53.284

P9 53 600 Jason SIGGS Triumph - J Siggs Construction

IDEAL LAP TIME : 1:38.899 BEST LAP TIME : 1:38.923 DIFFERENCE : 0.024

LAP	SECTOR 1	SECTOR 2	SECTOR 3	LAP TIME	MPH	DIFF	TIME OF DAY
1 -		***44.239***	23.545	2:04.466	70.37	25.543	18:19:16.654
2 -	31.780	44.634	23.437	1:39.851	87.72	0.928	18:20:56.505
3 -	31.597	44.335	***23.261***	1:39.193 (2)	88.31	0.270	18:22:35.698
4 -	31.803	44.509	23.301	1:39.613 (3)	87.93	0.690	18:24:15.311
5 -	***31.399***	44.257	23.267	***1:38.923 (1)***	***88.55***		***18:25:54.234***

P10 44 600 Tom NEWMAN Triumph -

IDEAL LAP TIME : 1:38.384 BEST LAP TIME : 1:39.200 DIFFERENCE : 0.816

LAP	SECTOR 1	SECTOR 2	SECTOR 3	LAP TIME	MPH	DIFF	TIME OF DAY
1 -		44.405	23.355	2:05.241	69.94	26.041	18:19:17.429
2 -	33.826	44.696	23.804	1:42.326	85.60	3.126	18:20:59.755
3 -	32.676	45.166	23.407	1:41.249 (3)	86.51	2.049	18:22:41.004
4 -	32.028	***43.926***	23.246	***1:39.200 (1)***	***88.30***		***18:24:20.204***
5 -	***31.406***	45.040	***23.052***	1:39.498 (2)	88.04	0.298	18:25:59.702

P11 543 600 Stefan ELLIS Yamaha - Bespoke Bathing Company

IDEAL LAP TIME : 1:39.239 BEST LAP TIME : 1:39.614 DIFFERENCE : 0.375

LAP	SECTOR 1	SECTOR 2	SECTOR 3	LAP TIME	MPH	DIFF	TIME OF DAY
1 -		45.055	23.468	2:06.559	69.21	26.945	18:19:18.747
2 -	33.232	44.760	23.495	1:41.487	86.31	1.873	18:21:00.234
3 -	32.563	45.194	23.196	1:40.953 (3)	86.77	1.339	18:22:41.187
4 -	32.278	***44.262***	23.266	1:39.806 (2)	87.76	0.192	18:24:20.993
5 -	***31.914***	44.637	***23.063***	***1:39.614 (1)***	***87.93***		***18:26:00.607***

P12 82 600 Andrew SMITH Suzuki - 5 Club Racing

IDEAL LAP TIME : 1:39.874 BEST LAP TIME : 1:40.019 DIFFERENCE : 0.145

LAP	SECTOR 1	SECTOR 2	SECTOR 3	LAP TIME	MPH	DIFF	TIME OF DAY
1 -		44.776	23.343	2:05.640	69.72	25.621	18:19:17.828
2 -	32.913	44.894	24.241	1:42.048	85.84	2.029	18:20:59.876
3 -	32.255	45.023	23.720	1:40.998 (3)	86.73	0.979	18:22:40.874
4 -	32.198	***44.487***	***23.334***	***1:40.019 (1)***	***87.58***		***18:24:20.893***
5 -	***32.053***	44.849	23.347	1:40.249 (2)	87.38	0.230	18:26:01.142

P13 57 1000 Justin McCORMACK Kawasaki - JMR Kawasaki

IDEAL LAP TIME : 1:43.315 BEST LAP TIME : 1:43.897 DIFFERENCE : 0.582

LAP	SECTOR 1	SECTOR 2	SECTOR 3	LAP TIME	MPH	DIFF	TIME OF DAY
1 -		***46.147***	***23.839***	1:48.892	80.44	4.995	18:19:01.080
2 -	***33.329***	46.621	23.947	***1:43.897 (1)***	***84.31***		***18:20:44.977***
3 -	34.116	46.201	24.038	1:44.355 (2)	83.94	0.458	18:22:29.332
4 -	35.218	47.567	24.377	1:47.162	81.74	3.265	18:24:16.494

Weather / Track : Cloudy / Dry

Brands Hatch GP
Circuit Length = 2.4332 miles
Start: 18:17 Flag 18:25 End: 18:27

BMCRC - MRO Championships 2016 - Rnd 8 @ Brands Hatch GP

BMCRC Rookie 600 & 1000

RACE 18 - SECTOR ANALYSIS

SECTOR 1 = FL to I1, SECTOR 2 = I1 to I2, SECTOR 3 = I2 to FL, DIFF = Difference To Personal Best Lap

5 -	33.766	47.567	24.118	1:45.451 (3)	83.07	1.554	18:26:01.945

P14 17 600 Philip BAKER Triumph - Martello Building Consultancy

IDEAL LAP TIME : 1:40.865 BEST LAP TIME : 1:40.885 DIFFERENCE : 0.020

LAP	SECTOR 1	SECTOR 2	SECTOR 3	LAP TIME	MPH	DIFF	TIME OF DAY
1 -		46.421	23.717	2:10.021	67.37	29.136	18:19:22.209
2 -	33.989	47.075	23.728	1:44.792	83.59	3.907	18:21:07.001
3 -	***32.303***	46.032	23.730	1:42.065 (2)	85.82	1.180	18:22:49.066
4 -	32.702	46.427	23.362	1:42.491 (3)	85.46	1.606	18:24:31.557
5 -	32.323	***45.273***	***23.289***	***1:40.885 (1)***	***86.82***		***18:26:12.442***

P15 43 600 Jon CLARK Triumph - RJC Motor Services

IDEAL LAP TIME : 1:41.140 BEST LAP TIME : 1:41.140 DIFFERENCE : 0.000

LAP	SECTOR 1	SECTOR 2	SECTOR 3	LAP TIME	MPH	DIFF	TIME OF DAY
1 -		46.452	23.683	2:09.221	67.78	28.081	18:19:21.409
2 -	33.156	46.435	23.834	1:43.425 (3)	84.69	2.285	18:21:04.834
3 -	33.732	46.517	23.785	1:44.034	84.20	2.894	18:22:48.868
4 -	32.723	45.797	24.057	1:42.577 (2)	85.39	1.437	18:24:31.445
5 -	***32.120***	***45.397***	***23.623***	***1:41.140 (1)***	***86.61***		***18:26:12.585***

P16 68 600 Luke TURNER Kawasaki -

IDEAL LAP TIME : 1:40.925 BEST LAP TIME : 1:40.925 DIFFERENCE : 0.000

LAP	SECTOR 1	SECTOR 2	SECTOR 3	LAP TIME	MPH	DIFF	TIME OF DAY
1 -		47.143	23.886	2:11.239	66.74	30.314	18:19:23.427
2 -	33.059	47.107	23.633	1:43.799	84.39	2.874	18:21:07.226
3 -	33.211	45.646	23.404	1:42.261 (2)	85.66	1.336	18:22:49.487
4 -	32.452	46.604	23.552	1:42.608 (3)	85.37	1.683	18:24:32.095
5 -	***32.219***	***45.393***	***23.313***	***1:40.925 (1)***	***86.79***		***18:26:13.020***

P17 64 600 Rob SALTMER Honda - Universal Tyres & Autocentres

IDEAL LAP TIME : 1:42.075 BEST LAP TIME : 1:42.137 DIFFERENCE : 0.062

LAP	SECTOR 1	SECTOR 2	SECTOR 3	LAP TIME	MPH	DIFF	TIME OF DAY
1 -		46.991	24.012	2:10.076	67.34	27.939	18:19:22.264
2 -	33.704	46.941	24.003	1:44.648	83.70	2.511	18:21:06.912
3 -	33.367	46.359	23.971	1:43.697 (3)	84.47	1.560	18:22:50.609
4 -	32.819	***45.983***	23.754	1:42.556 (2)	85.41	0.419	18:24:33.165
5 -	***32.639***	46.045	***23.453***	***1:42.137 (1)***	***85.76***		***18:26:15.302***

P18 95 600 Karl SMITH Yamaha - The Flooring Centre Romford

IDEAL LAP TIME : 1:41.598 BEST LAP TIME : 1:42.058 DIFFERENCE : 0.460

LAP	SECTOR 1	SECTOR 2	SECTOR 3	LAP TIME	MPH	DIFF	TIME OF DAY
1 -		46.665	23.707	2:10.424	67.16	28.366	18:19:22.612
2 -	33.838	47.475	23.641	1:44.954	83.46	2.896	18:21:07.566
3 -	33.088	46.656	***23.420***	1:43.164 (3)	84.91	1.106	18:22:50.730
4 -	33.743	***45.721***	23.452	1:42.916 (2)	85.11	0.858	18:24:33.646
5 -	***32.457***	46.049	23.552	***1:42.058 (1)***	***85.83***		***18:26:15.704***

P19 97 600 Sam GRAHAM Honda -

IDEAL LAP TIME : 1:42.119 BEST LAP TIME : 1:42.750 DIFFERENCE : 0.631

LAP	SECTOR 1	SECTOR 2	SECTOR 3	LAP TIME	MPH	DIFF	TIME OF DAY
1 -		47.263	24.158	2:10.922	66.90	28.172	18:19:23.110
2 -	33.778	47.852	23.435	1:45.065	83.37	2.315	18:21:08.175
3 -	***32.862***	46.660	***23.228***	***1:42.750 (1)***	***85.25***		***18:22:50.925***
4 -	33.225	47.435	23.263	1:43.923 (3)	84.29	1.173	18:24:34.848
5 -	33.445	***46.029***	23.419	1:42.893 (2)	85.13	0.143	18:26:17.741

Weather / Track : Cloudy / Dry

Brands Hatch GP
Circuit Length = 2.4332 miles
Start: 18:17 Flag 18:25 End: 18:27

BMCRC - MRO Championships 2016 - Rnd 8 @ Brands Hatch GP

BMCRC Rookie 600 & 1000

RACE 18 - SECTOR ANALYSIS

SECTOR 1 = FL to I1, SECTOR 2 = I1 to I2, SECTOR 3 = I2 to FL, DIFF = Difference To Personal Best Lap

P20 16 1000 Paul CROWSON Suzuki -

IDEAL LAP TIME : 1:47.972 BEST LAP TIME : 1:49.003 DIFFERENCE : 1.031

LAP	SECTOR 1	SECTOR 2	SECTOR 3	LAP TIME	MPH	DIFF	TIME OF DAY
1 -		49.060	***25.005***	1:54.450	76.53	5.447	18:19:06.638
2 -	34.373	49.076	25.554	***1:49.003*** **(1)**	***80.36***		***18:20:55.641***
3 -	***34.008***	49.720	25.394	1:49.122 **(2)**	80.27	0.119	18:22:44.763
4 -	34.849	49.006	25.325	1:49.180 **(3)**	80.23	0.177	18:24:33.943
5 -	35.212	***48.959***	25.129	1:49.300	80.14	0.297	18:26:23.243

P21 100 600 Mark DYER Yamaha - Elite electrical (Kent) Ltd

IDEAL LAP TIME : 1:43.408 BEST LAP TIME : 1:44.131 DIFFERENCE : 0.723

LAP	SECTOR 1	SECTOR 2	SECTOR 3	LAP TIME	MPH	DIFF	TIME OF DAY
1 -		47.236	***23.684***	2:11.999	66.36	27.868	18:19:24.187
2 -	33.975	47.369	23.783	1:45.127 **(3)**	83.32	0.996	18:21:09.314
3 -	33.562	47.026	24.076	1:44.664 **(2)**	83.69	0.533	18:22:53.978
4 -	33.756	46.634	24.804	1:45.194	83.27	1.063	18:24:39.172
5 -	***33.336***	***46.388***	24.407	***1:44.131*** **(1)**	***84.12***		***18:26:23.303***

P22 444 1000 Benjamin DOUGHTY Yamaha - First choice builders

IDEAL LAP TIME : 1:48.833 BEST LAP TIME : 1:49.806 DIFFERENCE : 0.973

LAP	SECTOR 1	SECTOR 2	SECTOR 3	LAP TIME	MPH	DIFF	TIME OF DAY
1 -		49.368	***25.191***	1:55.531	75.82	5.725	18:19:07.719
2 -	***35.052***	48.855	25.899	***1:49.806*** **(1)**	***79.77***		***18:20:57.525***
3 -	35.771	***48.590***	26.337	1:50.698 **(3)**	79.13	0.892	18:22:48.223
4 -	35.746	49.491	25.786	1:51.023	78.90	1.217	18:24:39.246
5 -	35.485	49.374	25.587	1:50.446 **(2)**	79.31	0.640	18:26:29.692

P23 67 600 Tony COE Honda -

IDEAL LAP TIME : 1:45.419 BEST LAP TIME : 1:45.944 DIFFERENCE : 0.525

LAP	SECTOR 1	SECTOR 2	SECTOR 3	LAP TIME	MPH	DIFF	TIME OF DAY
1 -		47.508	***24.117***	2:12.910	65.90	26.966	18:19:25.098
2 -	34.734	48.334	25.318	1:48.386	80.82	2.442	18:21:13.484
3 -	34.949	47.185	24.440	1:46.574 **(3)**	82.19	0.630	18:23:00.058
4 -	***34.149***	48.013	24.316	1:46.478 **(2)**	82.26	0.534	18:24:46.536
5 -	34.611	***47.153***	24.180	***1:45.944*** **(1)**	***82.68***		***18:26:32.480***

P24 119 600 Adrian LEWIS Triumph -

IDEAL LAP TIME : 1:45.695 BEST LAP TIME : 1:45.736 DIFFERENCE : 0.041

LAP	SECTOR 1	SECTOR 2	SECTOR 3	LAP TIME	MPH	DIFF	TIME OF DAY
1 -		47.765	24.285	2:12.291	66.21	26.555	18:19:24.479
2 -	34.760	49.306	25.138	1:49.204	80.21	3.468	18:21:13.683
3 -	34.711	47.919	***24.208***	1:46.838 **(3)**	81.99	1.102	18:23:00.521
4 -	34.252	48.040	24.228	1:46.520 **(2)**	82.23	0.784	18:24:47.041
5 -	***33.858***	***47.629***	24.249	***1:45.736*** **(1)**	***82.84***		***18:26:32.777***

P25 222 1000 Matthew EPPS Honda -

IDEAL LAP TIME : 1:50.526 BEST LAP TIME : 1:51.040 DIFFERENCE : 0.514

LAP	SECTOR 1	SECTOR 2	SECTOR 3	LAP TIME	MPH	DIFF	TIME OF DAY
1 -		50.473	***25.551***	1:58.329	74.02	7.289	18:19:10.517
2 -	***35.582***	***49.393***	26.065	***1:51.040*** **(1)**	***78.88***		***18:21:01.557***
3 -	37.438	51.025	26.286	1:54.749 **(3)**	76.33	3.709	18:22:56.306
4 -	36.775	51.569	26.474	1:54.818	76.29	3.778	18:24:51.124
5 -	37.069	51.183	26.241	1:54.493 **(2)**	76.50	3.453	18:26:45.617

P26 93 600 Simon HEALEY Honda - Popular Tyres / Steam Packet

IDEAL LAP TIME : 1:47.837 BEST LAP TIME : 1:48.107 DIFFERENCE : 0.270

LAP	SECTOR 1	SECTOR 2	SECTOR 3	LAP TIME	MPH	DIFF	TIME OF DAY

Weather / Track : Cloudy / Dry

Brands Hatch GP
Circuit Length = 2.4332 miles
Start: 18:17 Flag 18:25 End: 18:27

BMCRC - MRO Championships 2016 - Rnd 8 @ Brands Hatch GP

BMCRC Rookie 600 & 1000

RACE 18 - SECTOR ANALYSIS

SECTOR 1 = FL to I1, SECTOR 2 = I1 to I2, SECTOR 3 = I2 to FL, DIFF = Difference To Personal Best Lap

1 -		49.652	25.319	2:17.947		63.50	29.840	18:19:30.135
2 -	34.581	48.936	25.246	1:48.763	(3)	80.54	0.656	18:21:18.898
3 -	34.862	50.283	***24.844***	1:49.989		79.64	1.882	18:23:08.887
4 -	***34.265***	48.878	24.964	***1:48.107***	**(1)**	***81.02***		***18:24:56.994***
5 -	34.557	***48.728***	25.369	1:48.654	(2)	80.62	0.547	18:26:45.648

P27 116 600 Oliver SHOTTON Kawasaki -

IDEAL LAP TIME : 1:48.310 BEST LAP TIME : 1:48.711 DIFFERENCE : 0.401

LAP	SECTOR 1	SECTOR 2	SECTOR 3	LAP TIME		MPH	DIFF	TIME OF DAY
1 -		49.922	25.161	2:18.415		63.28	29.704	18:19:30.603
2 -	36.089	50.071	25.324	1:51.484		78.57	2.773	18:21:22.087
3 -	***34.494***	50.755	25.963	1:51.212	(3)	78.76	2.501	18:23:13.299
4 -	36.554	49.297	***25.141***	1:50.992	(2)	78.92	2.281	18:25:04.291
5 -	34.817	***48.675***	25.219	***1:48.711***	**(1)**	***80.57***		***18:26:53.002***

P28 21 600 Michael SMITH Honda -

IDEAL LAP TIME : 1:49.077 BEST LAP TIME : 1:49.217 DIFFERENCE : 0.140

LAP	SECTOR 1	SECTOR 2	SECTOR 3	LAP TIME		MPH	DIFF	TIME OF DAY
1 -		49.615	25.446	2:17.859		63.54	28.642	18:19:30.047
2 -	36.196	50.124	25.783	1:52.103		78.14	2.886	18:21:22.150
3 -	35.943	49.743	25.965	1:51.651	(3)	78.45	2.434	18:23:13.801
4 -	37.311	49.177	***24.983***	1:51.471	(2)	78.58	2.254	18:25:05.272
5 -	***34.951***	***49.143***	25.123	***1:49.217***	**(1)**	***80.20***		***18:26:54.489***

P29 78 600 Nicholas JOINT Honda - Sydnad's Custom Decals

IDEAL LAP TIME : 1:49.071 BEST LAP TIME : 1:50.648 DIFFERENCE : 1.577

LAP	SECTOR 1	SECTOR 2	SECTOR 3	LAP TIME		MPH	DIFF	TIME OF DAY
1 -		***48.592***	***25.007***	2:15.728		64.53	25.080	18:19:27.916
2 -	36.046	49.346	25.391	1:50.783	(2)	79.07	0.135	18:21:18.699
3 -	***35.472***	52.952	26.917	1:55.341		75.94	4.693	18:23:14.040
4 -	36.532	49.203	25.473	1:51.208	(3)	78.76	0.560	18:25:05.248
5 -	36.155	49.419	25.074	***1:50.648***	**(1)**	***79.16***		***18:26:55.896***

P30 51 1000 Lindsay FAIRFIELD Kawasaki -

IDEAL LAP TIME : 1:57.067 BEST LAP TIME : 1:58.287 DIFFERENCE : 1.220

LAP	SECTOR 1	SECTOR 2	SECTOR 3	LAP TIME		MPH	DIFF	TIME OF DAY
1 -		***51.982***	27.223	2:03.719		70.80	5.432	18:19:15.907
2 -	***38.274***	52.633	27.380	***1:58.287***	**(1)**	***74.05***		***18:21:14.194***
3 -	38.684	53.096	***26.811***	1:58.591	(2)	73.86	0.304	18:23:12.785
4 -	38.901	52.719	27.150	1:58.770	(3)	73.75	0.483	18:25:11.555

P31 333 1000 Andrew HOUGHTON Suzuki -

IDEAL LAP TIME : 1:57.861 BEST LAP TIME : 1:58.175 DIFFERENCE : 0.314

LAP	SECTOR 1	SECTOR 2	SECTOR 3	LAP TIME		MPH	DIFF	TIME OF DAY
1 -		54.219	***26.619***	2:04.643		70.27	6.468	18:19:16.831
2 -	***37.967***	***53.275***	26.933	***1:58.175***	**(1)**	***74.12***		***18:21:15.006***
3 -	38.540	53.399	26.769	1:58.708	(3)	73.79	0.533	18:23:13.714
4 -	38.239	53.362	26.860	1:58.461	(2)	73.94	0.286	18:25:12.175

P32 149 600 Callum HAMMETT Yamaha -

IDEAL LAP TIME : BEST LAP TIME : 2:02.374 DIFFERENCE :

LAP	SECTOR 1	SECTOR 2	SECTOR 3	LAP TIME		MPH	DIFF	TIME OF DAY
1 -		***43.495***	***23.248***	***2:02.374***	**(1)**	***71.58***		***18:19:14.562***

P33 19 600 Mark HART MV Agusta - MV Agusta Wales / The specialist in traditional sasl

IDEAL LAP TIME : 1:54.303 BEST LAP TIME : 2:20.920 DIFFERENCE : 26.617

LAP	SECTOR 1	SECTOR 2	SECTOR 3	LAP TIME	MPH	DIFF	TIME OF DAY

Weather / Track : Cloudy / Dry

Brands Hatch GP
Circuit Length = 2.4332 miles
Start: 18:17 Flag 18:25 End: 18:27

BMCRC - MRO Championships 2016 - Rnd 8 @ Brands Hatch GP

BMCRC Rookie 600 & 1000

RACE 18 - SECTOR ANALYSIS

SECTOR 1 = FL to I1, SECTOR 2 = I1 to I2, SECTOR 3 = I2 to FL, DIFF = Difference To Personal Best Lap

1 -	***50.764***	***26.436***	***2:20.920***	**(1)**	***62.16***	***18:19:33.108***

Weather / Track : Cloudy / Dry

Brands Hatch GP
Circuit Length = 2.4332 miles
Start: 18:17 Flag 18:25 End: 18:27

BMCRC - MRO Championships 2016 - Rnd 8 @ Brands Hatch GP

BMCRC Rookie 600 & 1000

RACE 18 - BEST SECTORS

	SECTOR 1			SECTOR 2			SECTOR 3			IDEAL / BEST COMPARISON					
POS	NO	NAME	TIME	NO	NAME	TIME	NO	NAME	TIME	POS	NO	NAME	IDEAL	BEST	DIFF
												PERFECT LAP	1:33.417		
1	86	SHOUBRIDGE	30.144	11	WHALLEY	41.633	5	O'DONOVAN	21.640	1	11	WHALLEY	1:34.193	1:34.193	0.000
2	11	WHALLEY	30.736	5	O'DONOVAN	41.965	11	WHALLEY	21.824	2	5	O'DONOVAN	1:34.394	1:34.433	0.039
3	5	O'DONOVAN	30.789	86	SHOUBRIDGE	42.917	15	SIEMIENIUK-JUZW	22.239	3	86	SHOUBRIDGE	1:35.546	1:35.725	0.179
4	81	DUFFETT	31.198	149	HAMMETT	43.495	86	SHOUBRIDGE	22.485	4	15	SIEMIENIUK-JUZWIU	1:37.027	1:37.293	0.266
5	15	SIEMIENIUK-JUZW	31.290	15	SIEMIENIUK-JUZW	43.498	33	GRZEDA	22.751	5	81	DUFFETT	1:38.035	1:38.364	0.329
6	53	SIGGS	31.399	44	NEWMAN	43.926	81	DUFFETT	22.879	6	44	NEWMAN	1:38.384	1:39.200	0.816
7	44	NEWMAN	31.406	81	DUFFETT	43.958	44	NEWMAN	23.052	7	53	SIGGS	1:38.899	1:38.923	0.024
8	33	GRZEDA	31.825	53	SIGGS	44.239	543	ELLIS	23.063	8	543	ELLIS	1:39.239	1:39.614	0.375
9	543	ELLIS	31.914	543	ELLIS	44.262	97	GRAHAM	23.228	9	33	GRZEDA	1:39.423	1:39.725	0.302
10	82	SMITH	32.053	82	SMITH	44.487	149	HAMMETT	23.248	10	82	SMITH	1:39.874	1:40.019	0.145
11	43	CLARK	32.120	33	GRZEDA	44.847	53	SIGGS	23.261	11	17	BAKER	1:40.865	1:40.885	0.020
12	68	TURNER	32.219	17	BAKER	45.273	17	BAKER	23.289	12	68	TURNER	1:40.925	1:40.925	0.000
13	17	BAKER	32.303	68	TURNER	45.393	68	TURNER	23.313	13	43	CLARK	1:41.140	1:41.140	0.000
14	95	SMITH	32.457	43	CLARK	45.397	82	SMITH	23.334	14	129	BAILEY	1:41.547	1:41.972	0.425
15	129	BAILEY	32.619	129	BAILEY	45.515	129	BAILEY	23.413	15	95	SMITH	1:41.598	1:42.058	0.460
16	64	SALTMER	32.639	95	SMITH	45.721	95	SMITH	23.420	16	64	SALTMER	1:42.075	1:42.137	0.062
17	137	JOYCE	32.833	137	JOYCE	45.853	64	SALTMER	23.453	17	97	GRAHAM	1:42.119	1:42.750	0.631
18	97	GRAHAM	32.862	64	SALTMER	45.983	43	CLARK	23.623	18	137	JOYCE	1:42.415	1:42.861	0.446
19	57	McCORMACK	33.329	97	GRAHAM	46.029	100	DYER	23.684	19	57	McCORMACK	1:43.315	1:43.897	0.582
20	100	DYER	33.336	57	McCORMACK	46.147	137	JOYCE	23.729	20	100	DYER	1:43.408	1:44.131	0.723
21	119	LEWIS	33.858	100	DYER	46.388	57	McCORMACK	23.839	21	67	COE	1:45.419	1:45.944	0.525
22	16	CROWSON	34.008	67	COE	47.153	67	COE	24.117	22	119	LEWIS	1:45.695	1:45.736	0.041
23	67	COE	34.149	119	LEWIS	47.629	119	LEWIS	24.208	23	93	HEALEY	1:47.837	1:48.107	0.270
24	93	HEALEY	34.265	444	DOUGHTY	48.590	93	HEALEY	24.844	24	16	CROWSON	1:47.972	1:49.003	1.031
25	116	SHOTTON	34.494	78	JOINT	48.592	21	SMITH	24.983	25	116	SHOTTON	1:48.310	1:48.711	0.401
26	21	SMITH	34.951	116	SHOTTON	48.675	16	CROWSON	25.005	26	444	DOUGHTY	1:48.833	1:49.806	0.973
27	444	DOUGHTY	35.052	93	HEALEY	48.728	78	JOINT	25.007	27	78	JOINT	1:49.071	1:50.648	1.577
28	78	JOINT	35.472	16	CROWSON	48.959	116	SHOTTON	25.141	28	21	SMITH	1:49.077	1:49.217	0.140
29	222	EPPS	35.582	21	SMITH	49.143	444	DOUGHTY	25.191	29	222	EPPS	1:50.526	1:51.040	0.514
30	19	HART	37.103	222	EPPS	49.393	222	EPPS	25.551	30	19	HART	1:54.303	2:20.920	26.617
31	333	HOUGHTON	37.967	19	HART	50.764	19	HART	26.436	31	51	FAIRFIELD	1:57.067	1:58.287	1.220
32	51	FAIRFIELD	38.274	51	FAIRFIELD	51.982	333	HOUGHTON	26.619	32	333	HOUGHTON	1:57.861	1:58.175	0.314
33				333	HOUGHTON	53.275	51	FAIRFIELD	26.811	33	149	HAMMETT		2:02.374	

Weather / Track : Cloudy / Dry

Brands Hatch GP
Circuit Length = 2.4332 miles
Start: 18:17 Flag 18:25 End: 18:27

Results can be found at www.tsl-timing.com

Printed - 18:29 Saturday, 20 August 2016

BMCRC - MRO Championships 2016 - Rnd 8 @ Brands Hatch GP

BMCRC Rookie 600 & 1000

RACE 7 - CLASSIFICATION

POS	NO	CL	PIC	NAME	ENTRY	LAPS	TIME	GAP	DIFF	MPH	BEST	ON
1	5	1000	1	Kyle O'DONOVAN	Yamaha - Meads Construction	5	8:00.512			91.15	1:34.294	4
2	11	1000	2	Mick WHALLEY	Yamaha - Fresh Fruit Ltd	5	8:00.832	0.320	0.320	91.09	1:34.985	5
3	15	1000	3	Mariusz SIEMIENIUK-JUZWIUK	Honda - BELMONT AUTO SERVICE	5	8:06.554	6.042	5.722	90.01	1:35.729	2
4	33	1000	4	Rafal GRZEDA	BMW -	5	8:19.549	19.037	12.995	87.67	1:37.786	2
5	129	1000	5	Luke BAILEY	Honda - L.C.A.B ENGINEERING LTD	5	8:29.765	29.253	10.216	85.92	1:39.608	4
6	137	1000	6	Alun JOYCE	Honda - the fitness factory	5	8:33.438	32.926	3.673	85.30	1:41.231	5
7	86	600	1	David SHOUBRIDGE	Kawasaki - ASAP (allsignsallprint)	5	8:41.441	40.929	8.003	83.99	1:36.084	4
8	41	1000	7	Steven YOUNG	Honda - WDE Recruitment	5	8:41.594	41.082	0.153	83.97	1:42.707	2
9	57 *	1000	8	Justin McCORMACK	Kawasaki - JMR Kawasaki	5	8:41.752	41.240	0.158	83.94	1:42.799	5
10	53	600	2	Jason SIGGS	Triumph - J Siggs Construction	5	8:56.399	55.887	14.647	81.65	1:38.754	3
11	149	600	3	Callum HAMMETT	Yamaha -	5	8:57.569	57.057	1.170	81.47	1:38.147	5
12	82	600	4	Andrew SMITH	Suzuki - 5 Club Racing	5	8:57.730	57.218	0.161	81.45	1:38.924	5
13	81	600	5	Liam DUFFETT	Honda -	5	8:58.452	57.940	0.722	81.34	1:38.770	5
14	543	600	6	Stefan ELLIS	Yamaha - Bespoke Bathing Company	5	9:00.244	59.732	1.792	81.07	1:38.976	3
15	43	600	7	Jon CLARK	Triumph - RJC Motor Services	5	9:02.642	1:02.130	2.398	80.71	1:39.542	3
16	68	600	8	Luke TURNER	Kawasaki -	5	9:05.117	1:04.605	2.475	80.34	1:39.800	5
17	97	600	9	Sam GRAHAM	Honda -	5	9:09.487	1:08.975	4.370	79.70	1:40.935	3
18	16	1000	9	Paul CROWSON	Suzuki -	5	9:09.596	1:09.084	0.109	79.69	1:48.079	5
19	17	600	10	Philip BAKER	Triumph - Martello Building Consultancy	5	9:13.156	1:12.644	3.560	79.18	1:39.644	3
20	95	600	11	Karl SMITH	Yamaha - The Flooring Centre Romford	5	9:13.199	1:12.687	0.043	79.17	1:41.530	3
21	100	600	12	Mark DYER	Yamaha - Elite electrical (Kent) Ltd	5	9:13.229	1:12.717	0.030	79.17	1:42.618	4
22	444	1000	10	Benjamin DOUGHTY	Yamaha - First choice builders	5	9:16.768	1:16.256	3.539	78.66	1:50.045	3
23	222	1000	11	Matthew EPPS	Honda -	5	9:17.020	1:16.508	0.252	78.63	1:49.889	5
24	64	600	13	Rob SALTMER	Honda - Universal Tyres & Autocentres	5	9:19.265	1:18.753	2.245	78.31	1:43.684	5
25	116	600	14	Oliver SHOTTON	Kawasaki -	5	9:19.671	1:19.159	0.406	78.25	1:43.512	5
26	67	600	15	Tony COE	Honda -	5	9:20.025	1:19.513	0.354	78.20	1:43.806	5
27	69	600	16	Robert WINDEATT	Triumph - L&W Contractors	5	9:29.988	1:29.476	9.963	76.84	1:44.421	4
28	93	600	17	Simon HEALEY	Honda - Popular Tyres / Steam Packet	5	9:33.869	1:33.357	3.881	76.32	1:46.269	5
29	130 *	600	18	Lee BUTTON	Yamaha - Elite Spas/Goodwins/Sparkle Spas	5	9:43.087	1:42.575	9.218	75.11	1:44.959	2
30	78	600	19	Nicholas JOINT	Honda - Sydnad's Custom Decals	5	9:47.968	1:47.456	4.881	74.49	1:49.031	2
31	51	1000	12	Lindsay FAIRFIELD	Kawasaki -	5	9:50.055	1:49.543	2.087	74.22	1:53.707	5
32	333	1000	13	Andrew HOUGHTON	Suzuki -	5	9:50.657	1:50.145	0.602	74.15	1:53.986	5
33	21	600	20	Michael SMITH	Honda -	4	8:00.975	1 Lap	1 Lap	72.85	1:49.989	2
34	19	600	21	Mark HART	MV Agusta - MV Agusta Wales / The specialist in tra	4	8:31.248	1 Lap	30.273	68.53	1:57.073	2

NOT CLASSIFIED

DNF	44	600		Tom NEWMAN	Triumph -	0						

FASTEST LAP

5	1000	Kyle O'DONOVAN	Yamaha - Meads Construction	4	1:34.294	92.89 mph	149.50 kph
86	600	David SHOUBRIDGE	Kawasaki - ASAP (allsignsallprint)	4	1:36.084	91.16 mph	146.72 kph

*** No. 130 - 10 second penalty - jump start**
*** No. 57 - Please fit transponder in a more suitable position - poor signal**
Class 1000 - 90% of Race Speed = 82.03 mph
Class 600 - 90% of Race Speed = 75.59 mph

Brands Hatch GP
Circuit Length = 2.4332 miles
Start: 13:39 Flag 13:47 End: 13:50

Weather / Track : Cloudy / Dry
These results are provisional until the conclusion of any judicial and technical matters.

Clerk Of Course :		Timekeeper :

Results can be found at www.tsl-timing.com

Printed - 13:50 Sunday, 21 August 2016

BMCRC - MRO Championships 2016 - Rnd 8 @ Brands Hatch GP

BMCRC Rookie 600 & 1000

RACE 7 - LAP CHART

LAP 1 @ 13:41:36.296

NO	BEHIND	LAP TIME
11		1:40.016
5	0.554	1:40.570
15	0.923	1:40.939
33	3.254	1:43.270
137	6.832	1:46.848
129	7.120	1:47.136
57	8.493	1:48.509
41	9.788	1:49.804
444	14.542	1:54.558
16	15.104	1:55.120
222	15.423	1:55.439
333	24.275	2:04.291
51	24.752	2:04.768
86	32.791	2:12.807
81	37.198	2:17.214
17	37.419	2:17.435
53	38.192	2:18.208
82	38.252	2:18.268
543	38.675	2:18.691
43	39.021	2:19.037
149	39.576	2:19.592
100	39.934	2:19.950
97	40.556	2:20.572
68	41.269	2:21.285
64	41.925	2:21.941
95	42.272	2:22.288
67	42.550	2:22.566
116	43.480	2:23.496
93	44.994	2:25.010
130	45.250	2:25.266
78	47.632	2:27.648
21	49.289	2:29.305
69	49.341	2:29.357
19	53.058	2:33.074

LAP 2 @ 13:43:11.488

NO	BEHIND	LAP TIME
11		1:35.192
5	1.165	1:35.803
15	1.460	1:35.729
33	5.848	1:37.786
137	13.834	1:42.194
129	13.967	1:42.039
57	16.971	1:43.670
41	17.303	1:42.707
444	29.608	1:50.258
16	29.864	1:49.952
222	30.409	1:50.178
86	35.042	1:37.443
53	42.521	1:39.521
81	43.232	1:41.226
17	43.361	1:41.134
82	43.661	1:40.601
43	44.049	1:40.220
543	44.685	1:41.202
149	45.648	1:41.264
100	47.364	1:42.622
97	47.551	1:42.187
68	47.872	1:41.795
333	48.438	1:59.355
51	49.123	1:59.563
95	49.609	1:42.529
64	50.726	1:43.993
67	51.402	1:44.044
116	52.304	1:44.016
130	55.017	1:44.959
93	56.176	1:46.374
69	59.744	1:45.595
78	1:01.471	1:49.031
21	1:04.086	1:49.989
19	1:14.939	1:57.073

LAP 3 @ 13:44:46.955

NO	BEHIND	LAP TIME
11		1:35.467
5	0.733	1:35.035
15	1.888	1:35.895
33	9.121	1:38.740
129	18.888	1:40.388
137	19.964	1:41.597
41	24.787	1:42.951
57	25.337	1:43.833
86	37.467	1:37.892
16	42.691	1:48.294
444	44.186	1:50.045
222	44.849	1:49.907
53	45.808	1:38.754
81	46.939	1:39.174
17	47.538	1:39.644
82	47.938	1:39.744
43	48.124	1:39.542
543	48.194	1:38.976
149	48.409	1:38.228
97	53.019	1:40.935
68	53.439	1:41.034
100	55.143	1:43.246
95	55.672	1:41.530
67	1:00.659	1:44.724
64	1:00.676	1:45.417
116	1:01.417	1:44.580
130	1:09.721	1:50.171
51	1:09.940	1:56.284
93	1:10.030	1:49.321
69	1:10.152	1:45.875
333	1:10.364	1:57.393
78	1:15.110	1:49.106
21	1:20.161	1:51.542

LAP 4 @ 13:46:21.982

NO	BEHIND	LAP TIME
5		1:34.294
11	0.145	1:35.172
15	4.037	1:37.176
19	1 Lap	2:00.028
33	13.718	1:39.624
129	23.469	1:39.608
137	26.505	1:41.568
41	32.896	1:43.136
57	33.251	1:42.941
86	38.524	1:36.084
53	50.838	1:40.057
82	53.104	1:40.193
149	53.720	1:40.338
81	53.980	1:42.068
543	54.038	1:40.871
17	55.182	1:42.671
43	55.752	1:42.655
16	55.815	1:48.151
68	59.615	1:41.203
97	1:00.116	1:42.124
444	1:00.985	1:51.826
222	1:01.429	1:51.607
100	1:02.734	1:42.618
95	1:02.889	1:42.244
64	1:09.879	1:44.230
116	1:10.457	1:44.067
67	1:10.517	1:44.885
69	1:19.546	1:44.421
130	1:21.252	1:46.558
93	1:21.898	1:46.895
51	1:30.646	1:55.733
333	1:30.969	1:55.632
78	1:31.118	1:51.035

LAP 5 @ 13:47:56.792

NO	BEHIND	LAP TIME
5		1:34.810
11	0.320	1:34.985
21	1 Lap	1:50.139
15	6.042	1:36.815
33	19.037	1:40.129
129	29.253	1:40.594
19	1 Lap	2:01.073
137	32.926	1:41.231
86	40.929	1:37.215
41	41.082	1:42.996
57	41.240	1:42.799
53	55.887	1:39.859
149	57.057	1:38.147
82	57.218	1:38.924
81	57.940	1:38.770
543	59.732	1:40.504
43	1:02.130	1:41.188
68	1:04.605	1:39.800
97	1:08.975	1:43.669
16	1:09.084	1:48.079
17	1:12.644	1:52.272
95	1:12.687	1:44.608
100	1:12.717	1:44.793
444	1:16.256	1:50.081
222	1:16.508	1:49.889
64	1:18.753	1:43.684
116	1:19.159	1:43.512
67	1:19.513	1:43.806
69	1:29.476	1:44.740
130	1:32.575	1:46.133
93	1:33.357	1:46.269
78	1:47.456	1:51.148
51	1:49.543	1:53.707
333	1:50.145	1:53.986

Weather / Track : Cloudy / Dry

Brands Hatch GP
Circuit Length = 2.4332 miles
Start: 13:39 Flag 13:47 End: 13:50

Results can be found at www.tsl-timing.com

Printed - 13:52 Sunday, 21 August 2016

BMCRC - MRO Championships 2016 - Rnd 8 @ Brands Hatch GP

BMCRC Rookie 600 & 1000

RACE 7 - SECTOR ANALYSIS

SECTOR 1 = FL to I1, SECTOR 2 = I1 to I2, SECTOR 3 = I2 to FL, DIFF = Difference To Personal Best Lap

P1 5 1000 Kyle O'DONOVAN Yamaha - Meads Construction

IDEAL LAP TIME : 1:34.100 BEST LAP TIME : 1:34.294 DIFFERENCE : 0.194

LAP	SECTOR 1	SECTOR 2	SECTOR 3	LAP TIME	MPH	DIFF	TIME OF DAY
1 -			21.981	1:40.570	87.10	6.276	13:41:36.850
2 -	30.743	42.981	22.079	1:35.803	91.43	1.509	13:43:12.653
3 -	30.321	42.791	***21.923***	1:35.035 **(3)**	92.17	0.741	13:44:47.688
4 -	***30.058***	***42.119***	22.117	***1:34.294*** **(1)**	***92.89***		***13:46:21.982***
5 -	30.156	42.510	22.144	1:34.810 **(2)**	92.39	0.516	13:47:56.792

P2 11 1000 Mick WHALLEY Yamaha - Fresh Fruit Ltd

IDEAL LAP TIME : 1:34.825 BEST LAP TIME : 1:34.985 DIFFERENCE : 0.160

LAP	SECTOR 1	SECTOR 2	SECTOR 3	LAP TIME	MPH	DIFF	TIME OF DAY
1 -			22.014	1:40.016	87.58	5.031	13:41:36.296
2 -	30.525	42.670	21.997	1:35.192 **(3)**	92.02	0.207	13:43:11.488
3 -	30.843	***42.521***	22.103	1:35.467	91.75	0.482	13:44:46.955
4 -	30.505	42.767	21.900	1:35.172 **(2)**	92.04	0.187	13:46:22.127
5 -	***30.427***	42.681	***21.877***	***1:34.985*** **(1)**	***92.22***		***13:47:57.112***

P3 15 1000 Mariusz SIEMIENIUK-JUZWIUK Honda - BELMONT AUTO SERVICE

IDEAL LAP TIME : 1:35.465 BEST LAP TIME : 1:35.729 DIFFERENCE : 0.264

LAP	SECTOR 1	SECTOR 2	SECTOR 3	LAP TIME	MPH	DIFF	TIME OF DAY
1 -			***21.891***	1:40.939	86.78	5.210	13:41:37.219
2 -	30.510	***43.122***	22.097	***1:35.729*** **(1)**	***91.50***		***13:43:12.948***
3 -	***30.452***	43.226	22.217	1:35.895 **(2)**	91.34	0.166	13:44:48.843
4 -	30.826	43.453	22.897	1:37.176	90.14	1.447	13:46:26.019
5 -	31.099	43.485	22.231	1:36.815 **(3)**	90.48	1.086	13:48:02.834

P4 33 1000 Rafal GRZEDA BMW -

IDEAL LAP TIME : 1:37.577 BEST LAP TIME : 1:37.786 DIFFERENCE : 0.209

LAP	SECTOR 1	SECTOR 2	SECTOR 3	LAP TIME	MPH	DIFF	TIME OF DAY
1 -			***22.380***	1:43.270	84.82	5.484	13:41:39.550
2 -	***31.201***	***43.996***	22.589	***1:37.786*** **(1)**	***89.58***		***13:43:17.336***
3 -	31.378	44.711	22.651	1:38.740 **(2)**	88.71	0.954	13:44:56.076
4 -	31.303	45.334	22.987	1:39.624 **(3)**	87.92	1.838	13:46:35.700
5 -	31.989	45.130	23.010	1:40.129	87.48	2.343	13:48:15.829

P5 129 1000 Luke BAILEY Honda - L.C.A.B ENGINEERING LTD

IDEAL LAP TIME : 1:39.431 BEST LAP TIME : 1:39.608 DIFFERENCE : 0.177

LAP	SECTOR 1	SECTOR 2	SECTOR 3	LAP TIME	MPH	DIFF	TIME OF DAY
1 -			23.279	1:47.136	81.76	7.528	13:41:43.416
2 -	32.829	45.698	23.512	1:42.039	85.84	2.431	13:43:25.455
3 -	32.577	44.673	23.138	1:40.388 **(2)**	87.25	0.780	13:45:05.843
4 -	32.159	***44.368***	***23.081***	***1:39.608*** **(1)**	***87.94***		***13:46:45.451***
5 -	***31.982***	44.923	23.689	1:40.594 **(3)**	87.08	0.986	13:48:26.045

P6 137 1000 Alun JOYCE Honda - the fitness factory

IDEAL LAP TIME : 1:40.816 BEST LAP TIME : 1:41.231 DIFFERENCE : 0.415

LAP	SECTOR 1	SECTOR 2	SECTOR 3	LAP TIME	MPH	DIFF	TIME OF DAY
1 -			23.777	1:46.848	81.98	5.617	13:41:43.128
2 -	32.832	45.684	23.678	1:42.194	85.71	0.963	13:43:25.322
3 -	33.045	***45.275***	***23.277***	1:41.597 **(3)**	86.22	0.366	13:45:06.919
4 -	32.756	45.334	23.478	1:41.568 **(2)**	86.24	0.337	13:46:48.487
5 -	***32.264***	45.508	23.459	***1:41.231*** **(1)**	***86.53***		***13:48:29.718***

P7 86 600 David SHOUBRIDGE Kawasaki - ASAP (allsignsallprint)

IDEAL LAP TIME : 1:35.982 BEST LAP TIME : 1:36.084 DIFFERENCE : 0.102

LAP	SECTOR 1	SECTOR 2	SECTOR 3	LAP TIME	MPH	DIFF	TIME OF DAY

Weather / Track : Cloudy / Dry

Brands Hatch GP
Circuit Length = 2.4332 miles
Start: 13:39 Flag 13:47 End: 13:50

BMCRC - MRO Championships 2016 - Rnd 8 @ Brands Hatch GP

BMCRC Rookie 600 & 1000

RACE 7 - SECTOR ANALYSIS

SECTOR 1 = FL to I1, SECTOR 2 = I1 to I2, SECTOR 3 = I2 to FL, DIFF = Difference To Personal Best Lap

1 -		43.237	22.820	2:12.807	65.95	36.723	13:42:09.087
2 -	***30.601***	44.282	***22.560***	1:37.443 **(3)**	89.89	1.359	13:43:46.530
3 -	30.911	44.306	22.675	1:37.892	89.48	1.808	13:45:24.422
4 -	30.646	***42.821***	22.617	***1:36.084*** **(1)**	***91.16***		***13:47:00.506***
5 -	30.935	43.177	23.103	1:37.215 **(2)**	90.10	1.131	13:48:37.721

P8 41 1000 Steven YOUNG Honda - WDE Recruitment

IDEAL LAP TIME : 1:42.072 BEST LAP TIME : 1:42.707 DIFFERENCE : 0.635

LAP	SECTOR 1	SECTOR 2	SECTOR 3	LAP TIME	MPH	DIFF	TIME OF DAY
1 -		45.833	23.696	1:49.804	79.77	7.097	13:41:46.084
2 -	32.935	46.144	23.628	***1:42.707*** **(1)**	***85.28***		***13:43:28.791***
3 -	33.340	***45.731***	23.880	1:42.951 **(2)**	85.08	0.244	13:45:11.742
4 -	***32.745***	46.314	24.077	1:43.136	84.93	0.429	13:46:54.878
5 -	33.039	46.361	***23.596***	1:42.996 **(3)**	85.05	0.289	13:48:37.874

P9 57 1000 Justin McCORMACK Kawasaki - JMR Kawasaki

IDEAL LAP TIME : 1:42.799 BEST LAP TIME : 1:42.799 DIFFERENCE : 0.000

LAP	SECTOR 1	SECTOR 2	SECTOR 3	LAP TIME	MPH	DIFF	TIME OF DAY
1 -			23.918	1:48.509	80.72	5.710	13:41:44.789
2 -	33.373	46.265	24.032	1:43.670 **(3)**	84.49	0.871	13:43:28.459
3 -	33.667	46.208	23.958	1:43.833	84.36	1.034	13:45:12.292
4 -	33.106	46.085	23.750	1:42.941 **(2)**	85.09	0.142	13:46:55.233
5 -	***33.018***	***46.034***	***23.747***	***1:42.799*** **(1)**	***85.21***		***13:48:38.032***

P10 53 600 Jason SIGGS Triumph - J Siggs Construction

IDEAL LAP TIME : 1:38.450 BEST LAP TIME : 1:38.754 DIFFERENCE : 0.304

LAP	SECTOR 1	SECTOR 2	SECTOR 3	LAP TIME	MPH	DIFF	TIME OF DAY
1 -		45.534	23.662	2:18.208	63.38	39.454	13:42:14.488
2 -	31.685	44.879	***22.957***	1:39.521 **(2)**	88.02	0.767	13:43:54.009
3 -	***31.136***	***44.357***	23.261	***1:38.754*** **(1)**	***88.70***		***13:45:32.763***
4 -	31.581	45.033	23.443	1:40.057	87.54	1.303	13:47:12.820
5 -	31.644	44.697	23.518	1:39.859 **(3)**	87.72	1.105	13:48:52.679

P11 149 600 Callum HAMMETT Yamaha -

IDEAL LAP TIME : 1:37.762 BEST LAP TIME : 1:38.147 DIFFERENCE : 0.385

LAP	SECTOR 1	SECTOR 2	SECTOR 3	LAP TIME	MPH	DIFF	TIME OF DAY
1 -		45.302	23.952	2:19.592	62.75	41.445	13:42:15.872
2 -	31.719	45.589	23.956	1:41.264	86.50	3.117	13:43:57.136
3 -	31.143	44.212	***22.873***	1:38.228 **(2)**	89.17	0.081	13:45:35.364
4 -	32.141	45.009	23.188	1:40.338 **(3)**	87.30	2.191	13:47:15.702
5 -	***30.972***	***43.917***	23.258	***1:38.147*** **(1)**	***89.25***		***13:48:53.849***

P12 82 600 Andrew SMITH Suzuki - 5 Club Racing

IDEAL LAP TIME : 1:38.732 BEST LAP TIME : 1:38.924 DIFFERENCE : 0.192

LAP	SECTOR 1	SECTOR 2	SECTOR 3	LAP TIME	MPH	DIFF	TIME OF DAY
1 -		45.033	24.025	2:18.268	63.35	39.344	13:42:14.548
2 -	31.952	45.446	***23.203***	1:40.601	87.07	1.677	13:43:55.149
3 -	31.939	44.435	23.370	1:39.744 **(2)**	87.82	0.820	13:45:34.893
4 -	32.043	44.931	23.219	1:40.193 **(3)**	87.42	1.269	13:47:15.086
5 -	***31.336***	***44.193***	23.395	***1:38.924*** **(1)**	***88.55***		***13:48:54.010***

P13 81 600 Liam DUFFETT Honda -

IDEAL LAP TIME : 1:38.770 BEST LAP TIME : 1:38.770 DIFFERENCE : 0.000

LAP	SECTOR 1	SECTOR 2	SECTOR 3	LAP TIME	MPH	DIFF	TIME OF DAY
1 -		45.289	23.602	2:17.214	63.84	38.444	13:42:13.494
2 -	31.950	45.942	23.334	1:41.226 **(3)**	86.53	2.456	13:43:54.720
3 -	31.713	44.265	23.196	1:39.174 **(2)**	88.32	0.404	13:45:33.894
4 -	32.752	45.824	23.492	1:42.068	85.82	3.298	13:47:15.962

Weather / Track : Cloudy / Dry

Brands Hatch GP
Circuit Length = 2.4332 miles
Start: 13:39 Flag 13:47 End: 13:50

BMCRC - MRO Championships 2016 - Rnd 8 @ Brands Hatch GP

BMCRC Rookie 600 & 1000

RACE 7 - SECTOR ANALYSIS

SECTOR 1 = FL to I1, SECTOR 2 = I1 to I2, SECTOR 3 = I2 to FL, DIFF = Difference To Personal Best Lap

5 -	***31.459***	***44.125***	***23.186***	***1:38.770***	**(1)**	***88.68***	***13:48:54.732***

P14 543 600 Stefan ELLIS

Yamaha - Bespoke Bathing Company

IDEAL LAP TIME : 1:38.976 BEST LAP TIME : 1:38.976 DIFFERENCE : 0.000

LAP	SECTOR 1	SECTOR 2	SECTOR 3	LAP TIME		MPH	DIFF	TIME OF DAY
1 -		45.797	23.563	2:18.691		63.16	39.715	13:42:14.971
2 -	32.534	45.242	23.426	1:41.202		86.55	2.226	13:43:56.173
3 -	***31.681***	***44.248***	***23.047***	***1:38.976***	**(1)**	***88.50***		***13:45:35.149***
4 -	32.105	45.689	23.077	1:40.871	**(3)**	86.84	1.895	13:47:16.020
5 -	31.717	45.103	23.684	1:40.504	**(2)**	87.15	1.528	13:48:56.524

P15 43 600 Jon CLARK

Triumph - RJC Motor Services

IDEAL LAP TIME : 1:39.379 BEST LAP TIME : 1:39.542 DIFFERENCE : 0.163

LAP	SECTOR 1	SECTOR 2	SECTOR 3	LAP TIME		MPH	DIFF	TIME OF DAY
1 -		45.888	23.462	2:19.037		63.00	39.495	13:42:15.317
2 -	***31.759***	45.231	23.230	1:40.220	**(2)**	87.40	0.678	13:43:55.537
3 -	31.915	44.459	***23.168***	***1:39.542***	**(1)**	***88.00***		***13:45:35.079***
4 -	31.841	47.254	23.560	1:42.655		85.33	3.113	13:47:17.734
5 -	31.850	***44.452***	24.886	1:41.188	**(3)**	86.56	1.646	13:48:58.922

P16 68 600 Luke TURNER

Kawasaki -

IDEAL LAP TIME : 1:39.736 BEST LAP TIME : 1:39.800 DIFFERENCE : 0.064

LAP	SECTOR 1	SECTOR 2	SECTOR 3	LAP TIME		MPH	DIFF	TIME OF DAY
1 -		46.879	24.140	2:21.285		62.00	41.485	13:42:17.565
2 -	32.357	45.279	24.159	1:41.795		86.05	1.995	13:43:59.360
3 -	32.833	44.900	***23.301***	1:41.034	**(2)**	86.70	1.234	13:45:40.394
4 -	32.173	44.802	24.228	1:41.203	**(3)**	86.55	1.403	13:47:21.597
5 -	***31.766***	***44.669***	23.365	***1:39.800***	**(1)**	***87.77***		***13:49:01.397***

P17 97 600 Sam GRAHAM

Honda -

IDEAL LAP TIME : 1:40.382 BEST LAP TIME : 1:40.935 DIFFERENCE : 0.553

LAP	SECTOR 1	SECTOR 2	SECTOR 3	LAP TIME		MPH	DIFF	TIME OF DAY
1 -		46.786	23.701	2:20.572		62.31	39.637	13:42:16.852
2 -	32.486	45.571	24.130	1:42.187	**(3)**	85.72	1.252	13:43:59.039
3 -	32.487	***45.072***	***23.376***	***1:40.935***	**(1)**	***86.78***		***13:45:39.974***
4 -	32.332	46.070	23.722	1:42.124	**(2)**	85.77	1.189	13:47:22.098
5 -	***31.934***	46.932	24.803	1:43.669		84.49	2.734	13:49:05.767

P18 16 1000 Paul CROWSON

Suzuki -

IDEAL LAP TIME : 1:47.656 BEST LAP TIME : 1:48.079 DIFFERENCE : 0.423

LAP	SECTOR 1	SECTOR 2	SECTOR 3	LAP TIME		MPH	DIFF	TIME OF DAY
1 -		49.084	24.969	1:55.120		76.09	7.041	13:41:51.400
2 -	34.883	49.608	25.461	1:49.952		79.66	1.873	13:43:41.352
3 -	34.455	48.751	25.088	1:48.294	**(3)**	80.88	0.215	13:45:29.646
4 -	***34.336***	48.969	***24.846***	1:48.151	**(2)**	80.99	0.072	13:47:17.797
5 -	34.507	***48.474***	25.098	***1:48.079***	**(1)**	***81.05***		***13:49:05.876***

P19 17 600 Philip BAKER

Triumph - Martello Building Consultancy

IDEAL LAP TIME : 1:39.091 BEST LAP TIME : 1:39.644 DIFFERENCE : 0.553

LAP	SECTOR 1	SECTOR 2	SECTOR 3	LAP TIME		MPH	DIFF	TIME OF DAY
1 -		45.310	23.465	2:17.435		63.73	37.791	13:42:13.715
2 -	32.106	45.902	***23.126***	1:41.134	**(2)**	86.61	1.490	13:43:54.849
3 -	31.980	***44.460***	23.204	***1:39.644***	**(1)**	***87.91***		***13:45:34.493***
4 -	32.187	46.560	23.924	1:42.671	**(3)**	85.31	3.027	13:47:17.164
5 -	***31.505***	44.799	35.968	1:52.272		78.02	12.628	13:49:09.436

Weather / Track : Cloudy / Dry

Brands Hatch GP
Circuit Length = 2.4332 miles
Start: 13:39 Flag 13:47 End: 13:50

BMCRC - MRO Championships 2016 - Rnd 8 @ Brands Hatch GP

BMCRC Rookie 600 & 1000

RACE 7 - SECTOR ANALYSIS

SECTOR 1 = FL to I1, SECTOR 2 = I1 to I2, SECTOR 3 = I2 to FL, DIFF = Difference To Personal Best Lap

P20 95 600 Karl SMITH Yamaha - The Flooring Centre Romford

IDEAL LAP TIME : 1:41.154 BEST LAP TIME : 1:41.530 DIFFERENCE : 0.376

LAP	SECTOR 1	SECTOR 2	SECTOR 3	LAP TIME	MPH	DIFF	TIME OF DAY
1 -		46.726	24.031	2:22.288	61.56	40.758	13:42:18.568
2 -	33.248	45.589	23.692	1:42.529 (3)	85.43	0.999	13:44:01.097
3 -	33.406	***44.920***	***23.204***	***1:41.530 (1)***	***86.27***		***13:45:42.627***
4 -	***33.030***	45.604	23.610	1:42.244 (2)	85.67	0.714	13:47:24.871
5 -	34.544	45.892	24.172	1:44.608	83.73	3.078	13:49:09.479

P21 100 600 Mark DYER Yamaha - Elite electrical (Kent) Ltd

IDEAL LAP TIME : 1:41.566 BEST LAP TIME : 1:42.618 DIFFERENCE : 1.052

LAP	SECTOR 1	SECTOR 2	SECTOR 3	LAP TIME	MPH	DIFF	TIME OF DAY
1 -		***45.534***	23.776	2:19.950	62.59	37.332	13:42:16.230
2 -	***32.297***	45.601	24.724	1:42.622 (2)	85.36	0.004	13:43:58.852
3 -	33.193	46.057	23.996	1:43.246 (3)	84.84	0.628	13:45:42.098
4 -	33.106	45.777	***23.735***	***1:42.618 (1)***	***85.36***		***13:47:24.716***
5 -	34.098	46.260	24.435	1:44.793	83.59	2.175	13:49:09.509

P22 444 1000 Benjamin DOUGHTY Yamaha - First choice builders

IDEAL LAP TIME : 1:48.630 BEST LAP TIME : 1:50.045 DIFFERENCE : 1.415

LAP	SECTOR 1	SECTOR 2	SECTOR 3	LAP TIME	MPH	DIFF	TIME OF DAY
1 -		***48.180***	25.584	1:54.558	76.46	4.513	13:41:50.838
2 -	***35.317***	49.377	25.564	1:50.258 (3)	79.44	0.213	13:43:41.096
3 -	35.497	48.920	25.628	***1:50.045 (1)***	***79.60***		***13:45:31.141***
4 -	35.423	50.470	25.933	1:51.826	78.33	1.781	13:47:22.967
5 -	36.279	48.669	***25.133***	1:50.081 (2)	79.57	0.036	13:49:13.048

P23 222 1000 Matthew EPPS Honda -

IDEAL LAP TIME : 1:49.384 BEST LAP TIME : 1:49.889 DIFFERENCE : 0.505

LAP	SECTOR 1	SECTOR 2	SECTOR 3	LAP TIME	MPH	DIFF	TIME OF DAY
1 -		49.906	***24.987***	1:55.439	75.88	5.550	13:41:51.719
2 -	35.707	49.228	25.243	1:50.178 (3)	79.50	0.289	13:43:41.897
3 -	35.537	***48.969***	25.401	1:49.907 (2)	79.70	0.018	13:45:31.804
4 -	35.813	49.788	26.006	1:51.607	78.48	1.718	13:47:23.411
5 -	***35.428***	49.426	25.035	***1:49.889 (1)***	***79.71***		***13:49:13.300***

P24 64 600 Rob SALTMER Honda - Universal Tyres & Autocentres

IDEAL LAP TIME : 1:43.684 BEST LAP TIME : 1:43.684 DIFFERENCE : 0.000

LAP	SECTOR 1	SECTOR 2	SECTOR 3	LAP TIME	MPH	DIFF	TIME OF DAY
1 -		46.712	23.990	2:21.941	61.71	38.257	13:42:18.221
2 -	33.386	46.561	24.046	1:43.993 (2)	84.23	0.309	13:44:02.214
3 -	34.241	46.991	24.185	1:45.417	83.09	1.733	13:45:47.631
4 -	33.503	46.801	23.926	1:44.230 (3)	84.04	0.546	13:47:31.861
5 -	***33.229***	***46.552***	***23.903***	***1:43.684 (1)***	***84.48***		***13:49:15.545***

P25 116 600 Oliver SHOTTON Kawasaki -

IDEAL LAP TIME : 1:43.478 BEST LAP TIME : 1:43.512 DIFFERENCE : 0.034

LAP	SECTOR 1	SECTOR 2	SECTOR 3	LAP TIME	MPH	DIFF	TIME OF DAY
1 -		46.656	24.148	2:23.496	61.04	39.984	13:42:19.776
2 -	33.500	***46.365***	24.151	1:44.016 (2)	84.21	0.504	13:44:03.792
3 -	34.002	46.658	23.920	1:44.580	83.76	1.068	13:45:48.372
4 -	33.401	46.756	***23.910***	1:44.067 (3)	84.17	0.555	13:47:32.439
5 -	***33.203***	46.371	23.938	***1:43.512 (1)***	***84.62***		***13:49:15.951***

P26 67 600 Tony COE Honda -

IDEAL LAP TIME : 1:43.019 BEST LAP TIME : 1:43.806 DIFFERENCE : 0.787

LAP	SECTOR 1	SECTOR 2	SECTOR 3	LAP TIME	MPH	DIFF	TIME OF DAY

Weather / Track : Cloudy / Dry

Brands Hatch GP
Circuit Length = 2.4332 miles
Start: 13:39 Flag 13:47 End: 13:50

BMCRC - MRO Championships 2016 - Rnd 8 @ Brands Hatch GP

BMCRC Rookie 600 & 1000

RACE 7 - SECTOR ANALYSIS

SECTOR 1 = FL to I1, SECTOR 2 = I1 to I2, SECTOR 3 = I2 to FL, DIFF = Difference To Personal Best Lap

1 -		47.202	23.725	2:22.566	61.44	38.760	13:42:18.846
2 -	33.639	46.578	23.827	1:44.044 (2)	84.19	0.238	13:44:02.890
3 -	34.550	***46.312***	23.862	1:44.724 (3)	83.64	0.918	13:45:47.614
4 -	34.415	46.957	***23.513***	1:44.885	83.51	1.079	13:47:32.499
5 -	***33.194***	46.980	23.632	***1:43.806 (1)***	***84.38***		***13:49:16.305***

P27 69 600 Robert WINDEATT

Triumph - L&W Contractors

IDEAL LAP TIME : 1:44.170 BEST LAP TIME : 1:44.421 DIFFERENCE : 0.251

LAP	SECTOR 1	SECTOR 2	SECTOR 3	LAP TIME	MPH	DIFF	TIME OF DAY
1 -		49.762	24.677	2:29.357	58.65	44.936	13:42:25.637
2 -	33.803	47.162	24.630	1:45.595 (3)	82.95	1.174	13:44:11.232
3 -	33.848	47.383	24.644	1:45.875	82.73	1.454	13:45:57.107
4 -	33.422	***46.797***	24.202	***1:44.421 (1)***	***83.88***		***13:47:41.528***
5 -	***33.232***	47.367	***24.141***	1:44.740 (2)	83.63	0.319	13:49:26.268

P28 93 600 Simon HEALEY

Honda - Popular Tyres / Steam Packet

IDEAL LAP TIME : 1:45.694 BEST LAP TIME : 1:46.269 DIFFERENCE : 0.575

LAP	SECTOR 1	SECTOR 2	SECTOR 3	LAP TIME	MPH	DIFF	TIME OF DAY
1 -		47.736	24.602	2:25.010	60.40	38.741	13:42:21.290
2 -	***33.844***	48.032	24.498	1:46.374 (2)	82.34	0.105	13:44:07.664
3 -	34.078	48.962	26.281	1:49.321	80.12	3.052	13:45:56.985
4 -	34.628	47.763	24.504	1:46.895 (3)	81.94	0.626	13:47:43.880
5 -	34.419	***47.491***	***24.359***	***1:46.269 (1)***	***82.43***		***13:49:30.149***

P29 130 600 Lee BUTTON

Yamaha - Elite Spas/Goodwins/Sparkle Spas

IDEAL LAP TIME : 1:44.850 BEST LAP TIME : 1:44.959 DIFFERENCE : 0.109

LAP	SECTOR 1	SECTOR 2	SECTOR 3	LAP TIME	MPH	DIFF	TIME OF DAY
1 -		***47.155***	23.995	2:25.266	60.30	40.307	13:42:21.546
2 -	***33.862***	47.264	***23.833***	***1:44.959 (1)***	***83.45***		***13:44:06.505***
3 -	33.909	50.309	25.953	1:50.171	79.51	5.212	13:45:56.676
4 -	34.328	47.799	24.431	1:46.558 (3)	82.20	1.599	13:47:43.234
5 -	34.677	47.279	24.177	1:46.133 (2)	82.53	1.174	13:49:29.367

P30 78 600 Nicholas JOINT

Honda - Sydnad's Custom Decals

IDEAL LAP TIME : 1:48.303 BEST LAP TIME : 1:49.031 DIFFERENCE : 0.728

LAP	SECTOR 1	SECTOR 2	SECTOR 3	LAP TIME	MPH	DIFF	TIME OF DAY
1 -		48.533	***25.072***	2:27.648	59.32	38.617	13:42:23.928
2 -	35.309	***48.461***	25.261	***1:49.031 (1)***	***80.34***		***13:44:12.959***
3 -	***34.770***	48.545	25.791	1:49.106 (2)	80.28	0.075	13:46:02.065
4 -	35.660	48.726	26.649	1:51.035 (3)	78.89	2.004	13:47:53.100
5 -	35.054	50.268	25.826	1:51.148	78.81	2.117	13:49:44.248

P31 51 1000 Lindsay FAIRFIELD

Kawasaki -

IDEAL LAP TIME : 1:53.707 BEST LAP TIME : 1:53.707 DIFFERENCE : 0.000

LAP	SECTOR 1	SECTOR 2	SECTOR 3	LAP TIME	MPH	DIFF	TIME OF DAY
1 -		53.402	27.352	2:04.768	70.20	11.061	13:42:01.048
2 -	38.583	53.759	27.221	1:59.563	73.26	5.856	13:44:00.611
3 -	38.131	51.294	26.859	1:56.284 (3)	75.33	2.577	13:45:56.895
4 -	37.771	51.339	26.623	1:55.733 (2)	75.69	2.026	13:47:52.628
5 -	***37.388***	***50.699***	***25.620***	***1:53.707 (1)***	***77.03***		***13:49:46.335***

P32 333 1000 Andrew HOUGHTON

Suzuki -

IDEAL LAP TIME : 1:53.955 BEST LAP TIME : 1:53.986 DIFFERENCE : 0.031

LAP	SECTOR 1	SECTOR 2	SECTOR 3	LAP TIME	MPH	DIFF	TIME OF DAY
1 -		53.659	27.251	2:04.291	70.47	10.305	13:42:00.571
2 -	38.505	53.705	27.145	1:59.355	73.39	5.369	13:43:59.926
3 -	37.987	52.560	26.846	1:57.393 (3)	74.61	3.407	13:45:57.319
4 -	***37.119***	51.823	26.690	1:55.632 (2)	75.75	1.646	13:47:52.951

Weather / Track : Cloudy / Dry

Brands Hatch GP
Circuit Length = 2.4332 miles
Start: 13:39 Flag 13:47 End: 13:50

BMCRC - MRO Championships 2016 - Rnd 8 @ Brands Hatch GP

BMCRC Rookie 600 & 1000

RACE 7 - SECTOR ANALYSIS

SECTOR 1 = FL to I1, SECTOR 2 = I1 to I2, SECTOR 3 = I2 to FL, DIFF = Difference To Personal Best Lap

5 -	37.150	***50.904***	***25.932***	***1:53.986***	**(1)**	***76.85***	***13:49:46.937***

P33 21 600 Michael SMITH Honda -

IDEAL LAP TIME : 1:49.236 BEST LAP TIME : 1:49.989 DIFFERENCE : 0.753

LAP	SECTOR 1	SECTOR 2	SECTOR 3	LAP TIME		MPH	DIFF	TIME OF DAY
1 -		50.064	25.390	2:29.305		58.67	39.316	13:42:25.585
2 -	35.663	***49.338***	***24.988***	***1:49.989***	**(1)**	***79.64***		***13:44:15.574***
3 -	***34.910***	51.232	25.400	1:51.542	**(3)**	78.53	1.553	13:46:07.116
4 -	35.621	49.491	25.027	1:50.139	**(2)**	79.53	0.150	13:47:57.255

P34 19 600 Mark HART MV Agusta - MV Agusta Wales / The specialist in traditional sasl

IDEAL LAP TIME : 1:55.044 BEST LAP TIME : 1:57.073 DIFFERENCE : 2.029

LAP	SECTOR 1	SECTOR 2	SECTOR 3	LAP TIME		MPH	DIFF	TIME OF DAY
1 -		***51.588***	***26.773***	2:33.074		57.22	36.001	13:42:29.354
2 -	***36.683***	53.142	27.248	***1:57.073***	**(1)**	***74.82***		***13:44:26.427***
3 -	37.705	54.176	28.147	2:00.028	**(2)**	72.98	2.955	13:46:26.455
4 -	38.274	54.687	28.112	2:01.073	**(3)**	72.35	4.000	13:48:27.528

Weather / Track : Cloudy / Dry

Brands Hatch GP
Circuit Length = 2.4332 miles
Start: 13:39 Flag 13:47 End: 13:50

BMCRC - MRO Championships 2016 - Rnd 8 @ Brands Hatch GP

BMCRC Rookie 600 & 1000

RACE 7 - BEST SECTORS

	SECTOR 1			SECTOR 2			SECTOR 3			IDEAL / BEST COMPARISON				
POS	NO	NAME	TIME	NO	NAME	TIME	NO	NAME	TIME	POS	NO	NAME	IDEAL	BEST	DIFF
												PERFECT LAP	1:34.054		
1	5	O'DONOVAN	30.058	5	O'DONOVAN	42.119	11	WHALLEY	21.877	1	5	O'DONOVAN	1:34.100	1:34.294	0.194
2	11	WHALLEY	30.427	11	WHALLEY	42.521	15	SIEMIENIUK-JUZW	21.891	2	11	WHALLEY	1:34.825	1:34.985	0.160
3	15	SIEMIENIUK-JUZW	30.452	86	SHOUBRIDGE	42.821	5	O'DONOVAN	21.923	3	15	SIEMIENIUK-JUZWIU	1:35.465	1:35.729	0.264
4	86	SHOUBRIDGE	30.601	15	SIEMIENIUK-JUZW	43.122	33	GRZEDA	22.380	4	86	SHOUBRIDGE	1:35.982	1:36.084	0.102
5	149	HAMMETT	30.972	149	HAMMETT	43.917	86	SHOUBRIDGE	22.560	5	33	GRZEDA	1:37.577	1:37.786	0.209
6	53	SIGGS	31.136	33	GRZEDA	43.996	149	HAMMETT	22.873	6	149	HAMMETT	1:37.762	1:38.147	0.385
7	33	GRZEDA	31.201	81	DUFFETT	44.125	53	SIGGS	22.957	7	53	SIGGS	1:38.450	1:38.754	0.304
8	82	SMITH	31.336	82	SMITH	44.193	543	ELLIS	23.047	8	82	SMITH	1:38.732	1:38.924	0.192
9	81	DUFFETT	31.459	543	ELLIS	44.248	129	BAILEY	23.081	9	81	DUFFETT	1:38.770	1:38.770	0.000
10	17	BAKER	31.505	53	SIGGS	44.357	17	BAKER	23.126	10	543	ELLIS	1:38.976	1:38.976	0.000
11	543	ELLIS	31.681	129	BAILEY	44.368	43	CLARK	23.168	11	17	BAKER	1:39.091	1:39.644	0.553
12	43	CLARK	31.759	43	CLARK	44.452	81	DUFFETT	23.186	12	43	CLARK	1:39.379	1:39.542	0.163
13	68	TURNER	31.766	17	BAKER	44.460	82	SMITH	23.203	13	129	BAILEY	1:39.431	1:39.608	0.177
14	97	GRAHAM	31.934	68	TURNER	44.669	95	SMITH	23.204	14	68	TURNER	1:39.736	1:39.800	0.064
15	129	BAILEY	31.982	95	SMITH	44.920	137	JOYCE	23.277	15	97	GRAHAM	1:40.382	1:40.935	0.553
16	137	JOYCE	32.264	97	GRAHAM	45.072	68	TURNER	23.301	16	137	JOYCE	1:40.816	1:41.231	0.415
17	100	DYER	32.297	137	JOYCE	45.275	97	GRAHAM	23.376	17	95	SMITH	1:41.154	1:41.530	0.376
18	41	YOUNG	32.745	100	DYER	45.534	67	COE	23.513	18	100	DYER	1:41.566	1:42.618	1.052
19	57	McCORMACK	33.018	41	YOUNG	45.731	41	YOUNG	23.596	19	41	YOUNG	1:42.072	1:42.707	0.635
20	95	SMITH	33.030	57	McCORMACK	46.034	100	DYER	23.735	20	57	McCORMACK	1:42.799	1:42.799	0.000
21	67	COE	33.194	67	COE	46.312	57	McCORMACK	23.747	21	67	COE	1:43.019	1:43.806	0.787
22	116	SHOTTON	33.203	116	SHOTTON	46.365	130	BUTTON	23.833	22	116	SHOTTON	1:43.478	1:43.512	0.034
23	64	SALTMER	33.229	64	SALTMER	46.552	64	SALTMER	23.903	23	64	SALTMER	1:43.684	1:43.684	0.000
24	69	WINDEATT	33.232	69	WINDEATT	46.797	116	SHOTTON	23.910	24	69	WINDEATT	1:44.170	1:44.421	0.251
25	93	HEALEY	33.844	130	BUTTON	47.155	69	WINDEATT	24.141	25	130	BUTTON	1:44.850	1:44.959	0.109
26	130	BUTTON	33.862	93	HEALEY	47.491	93	HEALEY	24.359	26	93	HEALEY	1:45.694	1:46.269	0.575
27	16	CROWSON	34.336	444	DOUGHTY	48.180	16	CROWSON	24.846	27	16	CROWSON	1:47.656	1:48.079	0.423
28	78	JOINT	34.770	78	JOINT	48.461	222	EPPS	24.987	28	78	JOINT	1:48.303	1:49.031	0.728
29	21	SMITH	34.910	16	CROWSON	48.474	21	SMITH	24.988	29	444	DOUGHTY	1:48.630	1:50.045	1.415
30	444	DOUGHTY	35.317	222	EPPS	48.969	78	JOINT	25.072	30	21	SMITH	1:49.236	1:49.989	0.753
31	222	EPPS	35.428	21	SMITH	49.338	444	DOUGHTY	25.133	31	222	EPPS	1:49.384	1:49.889	0.505
32	19	HART	36.683	51	FAIRFIELD	50.699	51	FAIRFIELD	25.620	32	51	FAIRFIELD	1:53.707	1:53.707	0.000
33	333	HOUGHTON	37.119	333	HOUGHTON	50.904	333	HOUGHTON	25.932	33	333	HOUGHTON	1:53.955	1:53.986	0.031
34	51	FAIRFIELD	37.388	19	HART	51.588	19	HART	26.773	34	19	HART	1:55.044	1:57.073	2.029
35															

Weather / Track : Cloudy / Dry

Brands Hatch GP
Circuit Length = 2.4332 miles
Start: 13:39 Flag 13:47 End: 13:50

Results can be found at www.tsl-timing.com

Printed - 13:51 Sunday, 21 August 2016

BMCRC - MRO Championships 2016 - Rnd 8 @ Brands Hatch GP

BMCRC Rookie 600 & 1000

RACE 18 - CLASSIFICATION

POS	NO	CL	PIC	NAME	ENTRY	LAPS	TIME	GAP	DIFF	MPH	BEST	ON
1	**5**	1000	1	Kyle O'DONOVAN	Yamaha - Meads Construction	**5**	7:58.898			91.45	**1:34.412**	3
2	**11**	1000	2	Mick WHALLEY	Yamaha - Fresh Fruit Ltd	**5**	8:02.567	**3.669**	3.669	90.76	**1:35.258**	2
3	**15**	1000	3	Mariusz SIEMIENIUK-JUZWIUK	Honda - BELMONT AUTO SERVICE	**5**	8:04.086	**5.188**	1.519	90.47	**1:35.276**	2
4	**33**	1000	4	Rafal GRZEDA	BMW -	**5**	8:08.387	**9.489**	4.301	89.68	**1:35.807**	2
5	**129**	1000	5	Luke BAILEY	Honda - L.C.A.B ENGINEERING LTD	**5**	8:29.039	**30.141**	20.652	86.04	**1:39.623**	5
6	**137**	1000	6	Alun JOYCE	Honda - the fitness factory	**5**	8:30.002	**31.104**	0.963	85.88	**1:40.643**	4
7	**41**	1000	7	Steven YOUNG	Honda - WDE Recruitment	**5**	8:32.816	**33.918**	2.814	85.40	**1:40.846**	2
8	**86**	600	1	David SHOUBRIDGE	Kawasaki - ASAP (allsignsallprint)	**5**	8:38.469	**39.571**	5.653	84.47	**1:35.942**	4
9	**57**	1000	8	Justin McCORMACK	Kawasaki - JMR Kawasaki	**5**	8:41.447	**42.549**	2.978	83.99	**1:42.187**	2
10	**149**	600	2	Callum HAMMETT	Yamaha -	**5**	8:47.949	**49.051**	6.502	82.96	**1:38.215**	5
11	**81**	600	3	Liam DUFFETT	Honda -	**5**	8:48.846	**49.948**	0.897	82.82	**1:38.032**	5
12	**53**	600	4	Jason SIGGS	Triumph - J Siggs Construction	**5**	8:49.235	**50.337**	0.389	82.75	**1:38.230**	5
13	**444**	1000	9	Benjamin DOUGHTY	Yamaha - First choice builders	**5**	8:55.101	**56.203**	5.866	81.85	**1:44.692**	5
14	**16**	1000	10	Paul CROWSON	Suzuki -	**5**	8:55.631	**56.733**	0.530	81.77	**1:43.978**	5
15	**543**	600	5	Stefan ELLIS	Yamaha - Bespoke Bathing Company	**5**	9:00.749	**1:01.851**	5.118	80.99	**1:38.746**	5
16	**17**	600	6	Philip BAKER	Triumph - Martello Building Consultancy	**5**	9:01.644	**1:02.746**	0.895	80.86	**1:39.696**	5
17	**97**	600	7	Sam GRAHAM	Honda -	**5**	9:02.546	**1:03.648**	0.902	80.72	**1:40.466**	5
18	**43**	600	8	Jon CLARK	Triumph - RJC Motor Services	**5**	9:02.737	**1:03.839**	0.191	80.70	**1:40.866**	5
19	**95**	600	9	Karl SMITH	Yamaha - The Flooring Centre Romford	**5**	9:03.039	**1:04.141**	0.302	80.65	**1:40.347**	5
20	**100**	600	10	Mark DYER	Yamaha - Elite electrical (Kent) Ltd	**5**	9:06.077	**1:07.179**	3.038	80.20	**1:40.483**	5
21	**64**	600	11	Rob SALTMER	Honda - Universal Tyres & Autocentres	**5**	9:06.431	**1:07.533**	0.354	80.15	**1:42.123**	5
22	**67**	600	12	Tony COE	Honda -	**5**	9:07.923	**1:09.025**	1.492	79.93	**1:41.027**	5
23	**116**	600	13	Oliver SHOTTON	Kawasaki -	**5**	9:11.733	**1:12.835**	3.810	79.38	**1:43.162**	5
24	**222**	1000	11	Matthew EPPS	Honda -	**5**	9:16.395	**1:17.497**	4.662	78.71	**1:48.424**	3
25	**69**	600	14	Robert WINDEATT	Triumph - L&W Contractors	**5**	9:19.087	**1:20.189**	2.692	78.34	**1:42.474**	5
26	**93**	600	15	Simon HEALEY	Honda - Popular Tyres / Steam Packet	**5**	9:25.923	**1:27.025**	6.836	77.39	**1:45.013**	2
27	**21**	600	16	Michael SMITH	Honda -	**5**	9:34.829	**1:35.931**	8.906	76.19	**1:47.848**	4
28	**333**	1000	12	Andrew HOUGHTON	Suzuki -	**5**	9:40.234	**1:41.336**	5.405	75.48	**1:53.721**	5
29	**78**	600	17	Nicholas JOINT	Honda - Sydnad's Custom Decals	**4**	8:05.227	**1 Lap**	1 Lap	72.21	**1:51.031**	4
30	**19**	600	18	Mark HART	MV Agusta - MV Agusta Wales / The specialist in tra	**4**	8:31.223	**1 Lap**	25.996	68.54	**1:58.596**	2

NOT CLASSIFIED

DNF	**68**	600		Luke TURNER	Kawasaki -	**2**	3:56.518	**3 Laps**	2 Laps	74.07	**1:40.623**	2
DNF	**82**	600		Andrew SMITH	Suzuki - 5 Club Racing	**0**						

FASTEST LAP

5	1000	Kyle O'DONOVAN	Yamaha - Meads Construction	**3**	1:34.412	92.78 mph	149.32 kph
86	600	David SHOUBRIDGE	Kawasaki - ASAP (allsignsallprint)	**4**	1:35.942	91.30 mph	146.93 kph

Class 1000 - 90% of Race Speed = 82.30 mph
Class 600 - 90% of Race Speed = 76.02 mph

Brands Hatch GP
Circuit Length = 2.4332 miles
Start: 16:37 Flag 16:45 End: 16:47

Weather / Track : Cloudy / Dry
These results are provisional until the conclusion of any judicial and technical matters.

Clerk Of Course :		Timekeeper :

Results can be found at www.tsl-timing.com

Printed - 16:47 Sunday, 21 August 2016

BMCRC - MRO Championships 2016 - Rnd 8 @ Brands Hatch GP

BMCRC Rookie 600 & 1000

RACE 18 - LAP CHART

LAP 1 @ 16:39:11.911

NO	BEHIND	LAP TIME
15		1:38.552
5	0.648	1:39.200
11	1.383	1:39.935
33	1.744	1:40.296
137	6.981	1:45.533
129	7.219	1:45.771
41	8.020	1:46.572
57	8.775	1:47.327
444	13.037	1:51.589
16	13.233	1:51.785
222	20.881	1:59.433
333	21.137	1:59.689
86	29.598	2:08.150
53	32.764	2:11.316
149	32.937	2:11.489
81	33.169	2:11.721
97	34.498	2:13.050
43	35.681	2:14.233
17	36.297	2:14.849
64	37.038	2:15.590
95	37.109	2:15.661
68	37.343	2:15.895
543	37.833	2:16.385
67	38.001	2:16.553
100	38.695	2:17.247
116	39.216	2:17.768
69	39.733	2:18.285
93	41.284	2:19.836
21	43.401	2:21.953
78	50.047	2:28.599
19	52.331	2:30.883

LAP 2 @ 16:40:47.187

NO	BEHIND	LAP TIME
15		1:35.276
5	0.681	1:35.309
11	1.365	1:35.258
33	2.275	1:35.807
137	13.205	1:41.500
129	13.355	1:41.412
41	13.590	1:40.846
57	15.686	1:42.187
16	23.933	1:45.976
444	24.558	1:46.797
86	32.097	1:37.775
222	35.499	1:49.894
149	36.551	1:38.890
53	37.396	1:39.908
81	37.920	1:40.027
333	41.851	1:55.990
43	42.257	1:41.852
68	42.690	1:40.623
97	42.963	1:43.741
17	43.121	1:42.100
95	43.503	1:41.670
543	44.455	1:41.898
64	44.695	1:42.933
100	45.055	1:41.636
67	45.157	1:42.432
116	47.204	1:43.264
69	48.072	1:43.615
93	51.021	1:45.013
21	56.159	1:48.034
78	1:06.659	1:51.888
19	1:15.651	1:58.596

LAP 3 @ 16:42:22.280

NO	BEHIND	LAP TIME
5		1:34.412
15	1.218	1:36.311
11	1.827	1:35.555
33	3.759	1:36.577
137	19.627	1:41.515
129	19.749	1:41.487
41	20.225	1:41.728
57	23.936	1:43.343
86	34.576	1:37.572
16	36.012	1:47.172
444	36.073	1:46.608
149	40.954	1:39.496
53	41.641	1:39.338
81	42.188	1:39.361
222	48.830	1:48.424
43	49.661	1:42.497
97	49.812	1:41.942
17	50.028	1:42.000
95	50.514	1:42.104
543	50.804	1:41.442
64	53.050	1:43.448
67	53.106	1:43.042
100	53.536	1:43.574
116	56.114	1:44.003
93	1:01.944	1:46.016
69	1:02.200	1:49.221
333	1:02.694	1:55.936
21	1:09.815	1:48.749
78	1:25.275	1:53.709

LAP 4 @ 16:43:57.430

NO	BEHIND	LAP TIME
5		1:35.150
15	2.830	1:36.762
11	2.929	1:36.252
19	1 Lap	2:00.896
33	6.329	1:37.720
137	25.120	1:40.643
129	25.345	1:40.746
41	26.711	1:41.636
57	33.199	1:44.413
86	35.368	1:35.942
149	45.663	1:39.859
444	46.338	1:45.415
81	46.743	1:39.705
53	46.934	1:40.443
16	47.582	1:46.720
43	57.800	1:43.289
17	57.877	1:42.999
543	57.932	1:42.278
97	58.009	1:43.347
95	58.621	1:43.257
64	1:00.237	1:42.337
100	1:01.523	1:43.137
67	1:02.825	1:44.869
222	1:03.190	1:49.510
116	1:04.500	1:43.536
69	1:12.542	1:45.492
93	1:13.890	1:47.096
333	1:22.442	1:54.898
21	1:22.513	1:47.848

LAP 5 @ 16:45:32.257

NO	BEHIND	LAP TIME
5		1:34.827
11	3.669	1:35.567
15	5.188	1:37.185
78	1 Lap	1:51.031
33	9.489	1:37.987
129	30.141	1:39.623
137	31.104	1:40.811
19	1 Lap	2:00.848
41	33.918	1:42.034
86	39.571	1:39.030
57	42.549	1:44.177
149	49.051	1:38.215
81	49.948	1:38.032
53	50.337	1:38.230
444	56.203	1:44.692
16	56.733	1:43.978
543	1:01.851	1:38.746
17	1:02.746	1:39.696
97	1:03.648	1:40.466
43	1:03.839	1:40.866
95	1:04.141	1:40.347
100	1:07.179	1:40.483
64	1:07.533	1:42.123
67	1:09.025	1:41.027
116	1:12.835	1:43.162
222	1:17.497	1:49.134
69	1:20.189	1:42.474
93	1:27.025	1:47.962
21	1:35.931	1:48.245
333	1:41.336	1:53.721

Weather / Track : Cloudy / Dry

Brands Hatch GP
Circuit Length = 2.4332 miles
Start: 16:37 Flag 16:45 End: 16:47

Results can be found at www.tsl-timing.com

Printed - 16:48 Sunday, 21 August 2016

BMCRC - MRO Championships 2016 - Rnd 8 @ Brands Hatch GP

BMCRC Rookie 600 & 1000

RACE 18 - SECTOR ANALYSIS

SECTOR 1 = FL to I1, SECTOR 2 = I1 to I2, SECTOR 3 = I2 to FL, DIFF = Difference To Personal Best Lap

P1 5 1000 Kyle O'DONOVAN Yamaha - Meads Construction

IDEAL LAP TIME : 1:34.235 BEST LAP TIME : 1:34.412 DIFFERENCE : 0.177

LAP	SECTOR 1	SECTOR 2	SECTOR 3	LAP TIME	MPH	DIFF	TIME OF DAY
1 -		42.828	22.040	1:39.200	88.30	4.788	16:39:12.559
2 -	30.525	42.633	22.151	1:35.309	91.90	0.897	16:40:47.868
3 -	30.043	***42.445***	***21.924***	***1:34.412*** **(1)**	***92.78***		***16:42:22.280***
4 -	30.329	42.701	22.120	1:35.150 **(3)**	92.06	0.738	16:43:57.430
5 -	***29.866***	42.836	22.125	1:34.827 **(2)**	92.37	0.415	16:45:32.257

P2 11 1000 Mick WHALLEY Yamaha - Fresh Fruit Ltd

IDEAL LAP TIME : 1:34.693 BEST LAP TIME : 1:35.258 DIFFERENCE : 0.565

LAP	SECTOR 1	SECTOR 2	SECTOR 3	LAP TIME	MPH	DIFF	TIME OF DAY
1 -		42.948	22.222	1:39.935	87.65	4.677	16:39:13.294
2 -	30.754	***42.456***	22.048	***1:35.258*** **(1)**	***91.95***		***16:40:48.552***
3 -	30.630	43.085	***21.840***	1:35.555 **(2)**	91.67	0.297	16:42:24.107
4 -	30.636	43.087	22.529	1:36.252	91.00	0.994	16:44:00.359
5 -	***30.397***	42.627	22.543	1:35.567 **(3)**	91.66	0.309	16:45:35.926

P3 15 1000 Mariusz SIEMIENIUK-JUZWIUK Honda - BELMONT AUTO SERVICE

IDEAL LAP TIME : 1:35.020 BEST LAP TIME : 1:35.276 DIFFERENCE : 0.256

LAP	SECTOR 1	SECTOR 2	SECTOR 3	LAP TIME	MPH	DIFF	TIME OF DAY
1 -		42.890	***21.919***	1:38.552	88.88	3.276	16:39:11.911
2 -	***30.563***	***42.538***	22.175	***1:35.276*** **(1)**	***91.94***		***16:40:47.187***
3 -	30.738	43.275	22.298	1:36.311 **(2)**	90.95	1.035	16:42:23.498
4 -	30.775	43.369	22.618	1:36.762 **(3)**	90.52	1.486	16:44:00.260
5 -	30.939	43.621	22.625	1:37.185	90.13	1.909	16:45:37.445

P4 33 1000 Rafal GRZEDA BMW -

IDEAL LAP TIME : 1:35.699 BEST LAP TIME : 1:35.807 DIFFERENCE : 0.108

LAP	SECTOR 1	SECTOR 2	SECTOR 3	LAP TIME	MPH	DIFF	TIME OF DAY
1 -		43.261	***21.975***	1:40.296	87.33	4.489	16:39:13.655
2 -	***30.719***	***43.005***	22.083	***1:35.807*** **(1)**	***91.43***		***16:40:49.462***
3 -	31.172	43.223	22.182	1:36.577 **(2)**	90.70	0.770	16:42:26.039
4 -	31.236	44.228	22.256	1:37.720 **(3)**	89.64	1.913	16:44:03.759
5 -	31.502	43.490	22.995	1:37.987	89.39	2.180	16:45:41.746

P5 129 1000 Luke BAILEY Honda - L.C.A.B ENGINEERING LTD

IDEAL LAP TIME : 1:39.489 BEST LAP TIME : 1:39.623 DIFFERENCE : 0.134

LAP	SECTOR 1	SECTOR 2	SECTOR 3	LAP TIME	MPH	DIFF	TIME OF DAY
1 -		45.606	23.658	1:45.771	82.81	6.148	16:39:19.130
2 -	32.527	45.363	23.522	1:41.412 **(3)**	86.37	1.789	16:41:00.542
3 -	33.578	44.700	***23.209***	1:41.487	86.31	1.864	16:42:42.029
4 -	32.322	45.140	23.284	1:40.746 **(2)**	86.94	1.123	16:44:22.775
5 -	***31.955***	***44.325***	23.343	***1:39.623*** **(1)**	***87.92***		***16:46:02.398***

P6 137 1000 Alun JOYCE Honda - the fitness factory

IDEAL LAP TIME : 1:40.222 BEST LAP TIME : 1:40.643 DIFFERENCE : 0.421

LAP	SECTOR 1	SECTOR 2	SECTOR 3	LAP TIME	MPH	DIFF	TIME OF DAY
1 -		45.640	23.611	1:45.533	83.00	4.890	16:39:18.892
2 -	32.537	45.157	23.806	1:41.500 **(3)**	86.30	0.857	16:41:00.392
3 -	32.535	45.354	23.626	1:41.515	86.29	0.872	16:42:41.907
4 -	***32.232***	45.056	***23.355***	***1:40.643*** **(1)**	***87.03***		***16:44:22.550***
5 -	32.487	***44.635***	23.689	1:40.811 **(2)**	86.89	0.168	16:46:03.361

P7 41 1000 Steven YOUNG Honda - WDE Recruitment

IDEAL LAP TIME : 1:40.615 BEST LAP TIME : 1:40.846 DIFFERENCE : 0.231

LAP	SECTOR 1	SECTOR 2	SECTOR 3	LAP TIME	MPH	DIFF	TIME OF DAY

Weather / Track : Cloudy / Dry

Brands Hatch GP
Circuit Length = 2.4332 miles
Start: 16:37 Flag 16:45 End: 16:47

BMCRC - MRO Championships 2016 - Rnd 8 @ Brands Hatch GP

BMCRC Rookie 600 & 1000

RACE 18 - SECTOR ANALYSIS

SECTOR 1 = FL to I1, SECTOR 2 = I1 to I2, SECTOR 3 = I2 to FL, DIFF = Difference To Personal Best Lap

1 -		45.633	***23.373***	1:46.572	82.19	5.726	16:39:19.931
2 -	***32.350***	***44.892***	23.604	***1:40.846*** **(1)**	***86.86***		***16:41:00.777***
3 -	33.016	45.074	23.638	1:41.728 **(3)**	86.11	0.882	16:42:42.505
4 -	32.366	45.258	24.012	1:41.636 **(2)**	86.18	0.790	16:44:24.141
5 -	32.384	45.481	24.169	1:42.034	85.85	1.188	16:46:06.175

P8 86 600 David SHOUBRIDGE Kawasaki - ASAP (allsignsallprint)

IDEAL LAP TIME : 1:35.942 BEST LAP TIME : 1:35.942 DIFFERENCE : 0.000

LAP	SECTOR 1	SECTOR 2	SECTOR 3	LAP TIME	MPH	DIFF	TIME OF DAY
1 -		43.246	22.665	2:08.150	68.35	32.208	16:39:41.509
2 -	30.746	44.366	22.663	1:37.775 **(3)**	89.59	1.833	16:41:19.284
3 -	30.893	43.543	23.136	1:37.572 **(2)**	89.77	1.630	16:42:56.856
4 -	***30.457***	***42.868***	***22.617***	***1:35.942*** **(1)**	***91.30***		***16:44:32.798***
5 -	30.890	43.208	24.932	1:39.030	88.45	3.088	16:46:11.828

P9 57 1000 Justin McCORMACK Kawasaki - JMR Kawasaki

IDEAL LAP TIME : 1:42.187 BEST LAP TIME : 1:42.187 DIFFERENCE : 0.000

LAP	SECTOR 1	SECTOR 2	SECTOR 3	LAP TIME	MPH	DIFF	TIME OF DAY
1 -		46.262	23.621	1:47.327	81.61	5.140	16:39:20.686
2 -	***33.139***	***45.603***	***23.445***	***1:42.187*** **(1)**	***85.72***		***16:41:02.873***
3 -	33.367	46.176	23.800	1:43.343 **(2)**	84.76	1.156	16:42:46.216
4 -	33.788	46.609	24.016	1:44.413	83.89	2.226	16:44:30.629
5 -	33.429	46.382	24.366	1:44.177 **(3)**	84.08	1.990	16:46:14.806

P10 149 600 Callum HAMMETT Yamaha -

IDEAL LAP TIME : 1:38.215 BEST LAP TIME : 1:38.215 DIFFERENCE : 0.000

LAP	SECTOR 1	SECTOR 2	SECTOR 3	LAP TIME	MPH	DIFF	TIME OF DAY
1 -		44.669	23.599	2:11.489	66.61	33.274	16:39:44.848
2 -	31.637	44.037	23.216	1:38.890 **(2)**	88.58	0.675	16:41:23.738
3 -	31.866	44.542	23.088	1:39.496 **(3)**	88.04	1.281	16:43:03.234
4 -	31.522	44.811	23.526	1:39.859	87.72	1.644	16:44:43.093
5 -	***31.269***	***44.014***	***22.932***	***1:38.215*** **(1)**	***89.19***		***16:46:21.308***

P11 81 600 Liam DUFFETT Honda -

IDEAL LAP TIME : 1:38.032 BEST LAP TIME : 1:38.032 DIFFERENCE : 0.000

LAP	SECTOR 1	SECTOR 2	SECTOR 3	LAP TIME	MPH	DIFF	TIME OF DAY
1 -		44.128	23.386	2:11.721	66.50	33.689	16:39:45.080
2 -	31.837	45.012	23.178	1:40.027	87.57	1.995	16:41:25.107
3 -	32.115	44.015	23.231	1:39.361 **(2)**	88.16	1.329	16:43:04.468
4 -	31.619	44.444	23.642	1:39.705 **(3)**	87.85	1.673	16:44:44.173
5 -	***31.307***	***43.661***	***23.064***	***1:38.032*** **(1)**	***89.35***		***16:46:22.205***

P12 53 600 Jason SIGGS Triumph - J Siggs Construction

IDEAL LAP TIME : 1:37.964 BEST LAP TIME : 1:38.230 DIFFERENCE : 0.266

LAP	SECTOR 1	SECTOR 2	SECTOR 3	LAP TIME	MPH	DIFF	TIME OF DAY
1 -		44.033	24.326	2:11.316	66.70	33.086	16:39:44.675
2 -	***31.361***	44.683	23.864	1:39.908 **(3)**	87.67	1.678	16:41:24.583
3 -	31.990	44.170	23.178	1:39.338 **(2)**	88.18	1.108	16:43:03.921
4 -	31.845	44.580	24.018	1:40.443	87.21	2.213	16:44:44.364
5 -	31.627	***43.529***	***23.074***	***1:38.230*** **(1)**	***89.17***		***16:46:22.594***

P13 444 1000 Benjamin DOUGHTY Yamaha - First choice builders

IDEAL LAP TIME : 1:44.692 BEST LAP TIME : 1:44.692 DIFFERENCE : 0.000

LAP	SECTOR 1	SECTOR 2	SECTOR 3	LAP TIME	MPH	DIFF	TIME OF DAY
1 -		47.416	25.639	1:51.589	78.50	6.897	16:39:24.948
2 -	34.923	47.235	24.639	1:46.797	82.02	2.105	16:41:11.745
3 -	34.170	47.836	24.602	1:46.608 **(3)**	82.16	1.916	16:42:58.353
4 -	33.627	47.258	24.530	1:45.415 **(2)**	83.09	0.723	16:44:43.768

Weather / Track : Cloudy / Dry

Brands Hatch GP
Circuit Length = 2.4332 miles
Start: 16:37 Flag 16:45 End: 16:47

BMCRC - MRO Championships 2016 - Rnd 8 @ Brands Hatch GP

BMCRC Rookie 600 & 1000

RACE 18 - SECTOR ANALYSIS

SECTOR 1 = FL to I1, SECTOR 2 = I1 to I2, SECTOR 3 = I2 to FL, DIFF = Difference To Personal Best Lap

5 -	***33.527***	***46.697***	***24.468***	***1:44.692*** **(1)**	***83.67***	***16:46:28.460***

P14 16 1000 Paul CROWSON Suzuki -

IDEAL LAP TIME : 1:43.978 BEST LAP TIME : 1:43.978 DIFFERENCE : 0.000

LAP	SECTOR 1	SECTOR 2	SECTOR 3	LAP TIME	MPH	DIFF	TIME OF DAY
1 -		47.354	25.274	1:51.785	78.36	7.807	16:39:25.144
2 -	33.541	47.841	24.594	1:45.976 **(2)**	82.65	1.998	16:41:11.120
3 -	33.862	48.574	24.736	1:47.172	81.73	3.194	16:42:58.292
4 -	33.880	48.047	24.793	1:46.720 **(3)**	82.08	2.742	16:44:45.012
5 -	***33.003***	***46.861***	***24.114***	***1:43.978*** **(1)**	***84.24***		***16:46:28.990***

P15 543 600 Stefan ELLIS Yamaha - Bespoke Bathing Company

IDEAL LAP TIME : 1:38.746 BEST LAP TIME : 1:38.746 DIFFERENCE : 0.000

LAP	SECTOR 1	SECTOR 2	SECTOR 3	LAP TIME	MPH	DIFF	TIME OF DAY
1 -		46.305	24.154	2:16.385	64.22	37.639	16:39:49.744
2 -	32.520	45.899	23.479	1:41.898 **(3)**	85.96	3.152	16:41:31.642
3 -	32.704	45.179	23.559	1:41.442 **(2)**	86.35	2.696	16:43:13.084
4 -	32.881	45.618	23.779	1:42.278	85.64	3.532	16:44:55.362
5 -	***31.465***	***44.208***	***23.073***	***1:38.746*** **(1)**	***88.71***		***16:46:34.108***

P16 17 600 Philip BAKER Triumph - Martello Building Consultancy

IDEAL LAP TIME : 1:39.361 BEST LAP TIME : 1:39.696 DIFFERENCE : 0.335

LAP	SECTOR 1	SECTOR 2	SECTOR 3	LAP TIME	MPH	DIFF	TIME OF DAY
1 -		45.699	23.399	2:14.849	64.95	35.153	16:39:48.208
2 -	***32.035***	46.076	23.989	1:42.100 **(3)**	85.79	2.404	16:41:30.308
3 -	32.875	45.783	23.342	1:42.000 **(2)**	85.88	2.304	16:43:12.308
4 -	33.218	45.817	23.964	1:42.999	85.04	3.303	16:44:55.307
5 -	32.370	***44.289***	***23.037***	***1:39.696*** **(1)**	***87.86***		***16:46:35.003***

P17 97 600 Sam GRAHAM Honda -

IDEAL LAP TIME : 1:40.101 BEST LAP TIME : 1:40.466 DIFFERENCE : 0.365

LAP	SECTOR 1	SECTOR 2	SECTOR 3	LAP TIME	MPH	DIFF	TIME OF DAY
1 -		***44.734***	23.848	2:13.050	65.83	32.584	16:39:46.409
2 -	32.639	47.130	23.972	1:43.741	84.43	3.275	16:41:30.150
3 -	32.809	45.652	23.481	1:41.942 **(2)**	85.92	1.476	16:43:12.092
4 -	34.123	45.701	23.523	1:43.347 **(3)**	84.76	2.881	16:44:55.439
5 -	***32.359***	45.099	***23.008***	***1:40.466*** **(1)**	***87.19***		***16:46:35.905***

P18 43 600 Jon CLARK Triumph - RJC Motor Services

IDEAL LAP TIME : 1:40.864 BEST LAP TIME : 1:40.866 DIFFERENCE : 0.002

LAP	SECTOR 1	SECTOR 2	SECTOR 3	LAP TIME	MPH	DIFF	TIME OF DAY
1 -		45.306	23.896	2:14.233	65.25	33.367	16:39:47.592
2 -	***32.426***	45.618	23.808	1:41.852 **(2)**	86.00	0.986	16:41:29.444
3 -	32.778	46.037	23.682	1:42.497 **(3)**	85.46	1.631	16:43:11.941
4 -	32.775	46.408	24.106	1:43.289	84.80	2.423	16:44:55.230
5 -	32.428	***44.902***	***23.536***	***1:40.866*** **(1)**	***86.84***		***16:46:36.096***

P19 95 600 Karl SMITH Yamaha - The Flooring Centre Romford

IDEAL LAP TIME : 1:40.347 BEST LAP TIME : 1:40.347 DIFFERENCE : 0.000

LAP	SECTOR 1	SECTOR 2	SECTOR 3	LAP TIME	MPH	DIFF	TIME OF DAY
1 -		45.873	23.847	2:15.661	64.57	35.314	16:39:49.020
2 -	32.509	45.272	23.889	1:41.670 **(2)**	86.15	1.323	16:41:30.690
3 -	32.880	45.811	23.413	1:42.104 **(3)**	85.79	1.757	16:43:12.794
4 -	34.075	45.619	23.563	1:43.257	84.83	2.910	16:44:56.051
5 -	***32.391***	***44.980***	***22.976***	***1:40.347*** **(1)**	***87.29***		***16:46:36.398***

Weather / Track : Cloudy / Dry

Brands Hatch GP
Circuit Length = 2.4332 miles
Start: 16:37 Flag 16:45 End: 16:47

BMCRC - MRO Championships 2016 - Rnd 8 @ Brands Hatch GP

BMCRC Rookie 600 & 1000

RACE 18 - SECTOR ANALYSIS

SECTOR 1 = FL to I1, SECTOR 2 = I1 to I2, SECTOR 3 = I2 to FL, DIFF = Difference To Personal Best Lap

P20 100 600 Mark DYER Yamaha - Elite electrical (Kent) Ltd

IDEAL LAP TIME : 1:40.483 BEST LAP TIME : 1:40.483 DIFFERENCE : 0.000

LAP	SECTOR 1	SECTOR 2	SECTOR 3	LAP TIME	MPH	DIFF	TIME OF DAY
1 -		46.439	24.029	2:17.247	63.82	36.764	16:39:50.606
2 -	32.328	45.667	23.641	1:41.636 (2)	86.18	1.153	16:41:32.242
3 -	33.332	45.781	24.461	1:43.574	84.57	3.091	16:43:15.816
4 -	32.885	46.668	23.584	1:43.137 (3)	84.93	2.654	16:44:58.953
5 -	***32.190***	***44.891***	***23.402***	***1:40.483 (1)***	***87.17***		***16:46:39.436***

P21 64 600 Rob SALTMER Honda - Universal Tyres & Autocentres

IDEAL LAP TIME : 1:42.118 BEST LAP TIME : 1:42.123 DIFFERENCE : 0.005

LAP	SECTOR 1	SECTOR 2	SECTOR 3	LAP TIME	MPH	DIFF	TIME OF DAY
1 -		46.114	24.035	2:15.590	64.60	33.467	16:39:48.949
2 -	33.214	45.828	23.891	1:42.933 (3)	85.10	0.810	16:41:31.882
3 -	33.109	46.435	23.904	1:43.448	84.67	1.325	16:43:15.330
4 -	32.713	45.841	***23.783***	1:42.337 (2)	85.59	0.214	16:44:57.667
5 -	***32.527***	***45.808***	23.788	***1:42.123 (1)***	***85.77***		***16:46:39.790***

P22 67 600 Tony COE Honda -

IDEAL LAP TIME : 1:41.027 BEST LAP TIME : 1:41.027 DIFFERENCE : 0.000

LAP	SECTOR 1	SECTOR 2	SECTOR 3	LAP TIME	MPH	DIFF	TIME OF DAY
1 -		46.370	23.555	2:16.553	64.14	35.526	16:39:49.912
2 -	32.878	46.058	23.496	1:42.432 (2)	85.51	1.405	16:41:32.344
3 -	33.173	46.196	23.673	1:43.042 (3)	85.01	2.015	16:43:15.386
4 -	33.170	46.877	24.822	1:44.869	83.53	3.842	16:45:00.255
5 -	***32.631***	***44.915***	***23.481***	***1:41.027 (1)***	***86.70***		***16:46:41.282***

P23 116 600 Oliver SHOTTON Kawasaki -

IDEAL LAP TIME : 1:43.012 BEST LAP TIME : 1:43.162 DIFFERENCE : 0.150

LAP	SECTOR 1	SECTOR 2	SECTOR 3	LAP TIME	MPH	DIFF	TIME OF DAY
1 -		47.106	24.127	2:17.768	63.58	34.606	16:39:51.127
2 -	33.056	***46.206***	24.002	1:43.264 (2)	84.82	0.102	16:41:34.391
3 -	33.158	46.632	24.213	1:44.003	84.22	0.841	16:43:18.394
4 -	33.305	46.294	23.937	1:43.536 (3)	84.60	0.374	16:45:01.930
5 -	***33.005***	46.356	***23.801***	***1:43.162 (1)***	***84.91***		***16:46:45.092***

P24 222 1000 Matthew EPPS Honda -

IDEAL LAP TIME : 1:48.424 BEST LAP TIME : 1:48.424 DIFFERENCE : 0.000

LAP	SECTOR 1	SECTOR 2	SECTOR 3	LAP TIME	MPH	DIFF	TIME OF DAY
1 -		51.092	26.387	1:59.433	73.34	11.009	16:39:32.792
2 -	35.589	49.255	25.050	1:49.894	79.71	1.470	16:41:22.686
3 -	***35.387***	***48.155***	***24.882***	***1:48.424 (1)***	***80.79***		***16:43:11.110***
4 -	35.677	48.446	25.387	1:49.510 (3)	79.99	1.086	16:45:00.620
5 -	35.450	48.503	25.181	1:49.134 (2)	80.26	0.710	16:46:49.754

P25 69 600 Robert WINDEATT Triumph - L&W Contractors

IDEAL LAP TIME : 1:42.474 BEST LAP TIME : 1:42.474 DIFFERENCE : 0.000

LAP	SECTOR 1	SECTOR 2	SECTOR 3	LAP TIME	MPH	DIFF	TIME OF DAY
1 -		46.752	24.499	2:18.285	63.34	35.811	16:39:51.644
2 -	33.049	46.155	24.411	1:43.615 (2)	84.54	1.141	16:41:35.259
3 -	33.454	49.814	25.953	1:49.221	80.20	6.747	16:43:24.480
4 -	33.894	47.340	24.258	1:45.492 (3)	83.03	3.018	16:45:09.972
5 -	***32.477***	***45.980***	***24.017***	***1:42.474 (1)***	***85.48***		***16:46:52.446***

P26 93 600 Simon HEALEY Honda - Popular Tyres / Steam Packet

IDEAL LAP TIME : 1:44.858 BEST LAP TIME : 1:45.013 DIFFERENCE : 0.155

LAP	SECTOR 1	SECTOR 2	SECTOR 3	LAP TIME	MPH	DIFF	TIME OF DAY

Weather / Track : Cloudy / Dry

Brands Hatch GP
Circuit Length = 2.4332 miles
Start: 16:37 Flag 16:45 End: 16:47

BMCRC - MRO Championships 2016 - Rnd 8 @ Brands Hatch GP

BMCRC Rookie 600 & 1000

RACE 18 - SECTOR ANALYSIS

SECTOR 1 = FL to I1, SECTOR 2 = I1 to I2, SECTOR 3 = I2 to FL, DIFF = Difference To Personal Best Lap

1 -		47.076	24.552	2:19.836	62.64	34.823	16:39:53.195
2 -	33.565	***47.068***	***24.380***	***1:45.013*** **(1)**	***83.41***		***16:41:38.208***
3 -	***33.410***	47.533	25.073	1:46.016 **(2)**	82.62	1.003	16:43:24.224
4 -	33.924	48.366	24.806	1:47.096 **(3)**	81.79	2.083	16:45:11.320
5 -	33.851	49.074	25.037	1:47.962	81.13	2.949	16:46:59.282

P27 21 600 Michael SMITH Honda -

IDEAL LAP TIME : 1:47.434 BEST LAP TIME : 1:47.848 DIFFERENCE : 0.414

LAP	SECTOR 1	SECTOR 2	SECTOR 3	LAP TIME	MPH	DIFF	TIME OF DAY
1 -		48.242	25.643	2:21.953	61.70	34.105	16:39:55.312
2 -	34.763	48.447	24.824	1:48.034 **(2)**	81.08	0.186	16:41:43.346
3 -	35.100	48.748	24.901	1:48.749	80.55	0.901	16:43:32.095
4 -	35.016	***48.128***	***24.704***	***1:47.848*** **(1)**	***81.22***		***16:45:19.943***
5 -	***34.602***	48.756	24.887	1:48.245 **(3)**	80.92	0.397	16:47:08.188

P28 333 1000 Andrew HOUGHTON Suzuki -

IDEAL LAP TIME : 1:53.721 BEST LAP TIME : 1:53.721 DIFFERENCE : 0.000

LAP	SECTOR 1	SECTOR 2	SECTOR 3	LAP TIME	MPH	DIFF	TIME OF DAY
1 -		51.205	26.916	1:59.689	73.18	5.968	16:39:33.048
2 -	37.534	52.052	26.404	1:55.990	75.52	2.269	16:41:29.038
3 -	37.298	52.021	26.617	1:55.936 **(3)**	75.55	2.215	16:43:24.974
4 -	36.941	51.441	26.516	1:54.898 **(2)**	76.24	1.177	16:45:19.872
5 -	***36.721***	***50.965***	***26.035***	***1:53.721*** **(1)**	***77.02***		***16:47:13.593***

P29 78 600 Nicholas JOINT Honda - Sydnad's Custom Decals

IDEAL LAP TIME : 1:50.724 BEST LAP TIME : 1:51.031 DIFFERENCE : 0.307

LAP	SECTOR 1	SECTOR 2	SECTOR 3	LAP TIME	MPH	DIFF	TIME OF DAY
1 -		50.788	26.630	2:28.599	58.94	37.568	16:40:01.958
2 -	36.413	49.714	25.761	1:51.888 **(2)**	78.29	0.857	16:41:53.846
3 -	***35.799***	51.612	26.298	1:53.709 **(3)**	77.03	2.678	16:43:47.555
4 -	36.106	***49.515***	***25.410***	***1:51.031*** **(1)**	***78.89***		***16:45:38.586***

P30 19 600 Mark HART MV Agusta - MV Agusta Wales / The specialist in traditional sasl

IDEAL LAP TIME : 1:57.523 BEST LAP TIME : 1:58.596 DIFFERENCE : 1.073

LAP	SECTOR 1	SECTOR 2	SECTOR 3	LAP TIME	MPH	DIFF	TIME OF DAY
1 -		***52.463***	28.731	2:30.883	58.05	32.287	16:40:04.242
2 -	***37.502***	53.536	***27.558***	***1:58.596*** **(1)**	***73.86***		***16:42:02.838***
3 -	37.709	55.092	28.095	2:00.896 **(3)**	72.45	2.300	16:44:03.734
4 -	38.138	54.364	28.346	2:00.848 **(2)**	72.48	2.252	16:46:04.582

P31 68 600 Luke TURNER Kawasaki -

IDEAL LAP TIME : 1:40.623 BEST LAP TIME : 1:40.623 DIFFERENCE : 0.000

LAP	SECTOR 1	SECTOR 2	SECTOR 3	LAP TIME	MPH	DIFF	TIME OF DAY
1 -		45.982	23.871	2:15.895 **(2)**	64.45	35.272	16:39:49.254
2 -	***31.630***	***45.419***	***23.574***	***1:40.623*** **(1)**	***87.05***		***16:41:29.877***

Weather / Track : Cloudy / Dry

Brands Hatch GP
Circuit Length = 2.4332 miles
Start: 16:37 Flag 16:45 End: 16:47

BMCRC - MRO Championships 2016 - Rnd 8 @ Brands Hatch GP

BMCRC Rookie 600 & 1000

RACE 18 - BEST SECTORS

	SECTOR 1			SECTOR 2			SECTOR 3			IDEAL / BEST COMPARISON				
POS	NO	NAME	TIME	NO	NAME	TIME	NO	NAME	TIME	POS	NO	NAME	IDEAL	BEST	DIFF
												PERFECT LAP	1:34.151		
1	5	O'DONOVAN	29.866	5	O'DONOVAN	42.445	11	WHALLEY	21.840	1	5	O'DONOVAN	1:34.235	1:34.412	0.177
2	11	WHALLEY	30.397	11	WHALLEY	42.456	15	SIEMIENIUK-JUZW	21.919	2	11	WHALLEY	1:34.693	1:35.258	0.565
3	86	SHOUBRIDGE	30.457	15	SIEMIENIUK-JUZW	42.538	5	O'DONOVAN	21.924	3	15	SIEMIENIUK-JUZWIU	1:35.020	1:35.276	0.256
4	15	SIEMIENIUK-JUZW	30.563	86	SHOUBRIDGE	42.868	33	GRZEDA	21.975	4	33	GRZEDA	1:35.699	1:35.807	0.108
5	33	GRZEDA	30.719	33	GRZEDA	43.005	86	SHOUBRIDGE	22.617	5	86	SHOUBRIDGE	1:35.942	1:35.942	0.000
6	149	HAMMETT	31.269	53	SIGGS	43.529	149	HAMMETT	22.932	6	53	SIGGS	1:37.964	1:38.230	0.266
7	81	DUFFETT	31.307	81	DUFFETT	43.661	95	SMITH	22.976	7	81	DUFFETT	1:38.032	1:38.032	0.000
8	53	SIGGS	31.361	82	SMITH	43.766	97	GRAHAM	23.008	8	149	HAMMETT	1:38.215	1:38.215	0.000
9	543	ELLIS	31.465	149	HAMMETT	44.014	17	BAKER	23.037	9	543	ELLIS	1:38.746	1:38.746	0.000
10	68	TURNER	31.630	543	ELLIS	44.208	81	DUFFETT	23.064	10	17	BAKER	1:39.361	1:39.696	0.335
11	129	BAILEY	31.955	17	BAKER	44.289	543	ELLIS	23.073	11	129	BAILEY	1:39.489	1:39.623	0.134
12	17	BAKER	32.035	129	BAILEY	44.325	53	SIGGS	23.074	12	97	GRAHAM	1:40.101	1:40.466	0.365
13	100	DYER	32.190	137	JOYCE	44.635	129	BAILEY	23.209	13	137	JOYCE	1:40.222	1:40.643	0.421
14	137	JOYCE	32.232	97	GRAHAM	44.734	137	JOYCE	23.355	14	95	SMITH	1:40.347	1:40.347	0.000
15	41	YOUNG	32.350	100	DYER	44.891	41	YOUNG	23.373	15	100	DYER	1:40.483	1:40.483	0.000
16	97	GRAHAM	32.359	41	YOUNG	44.892	100	DYER	23.402	16	41	YOUNG	1:40.615	1:40.846	0.231
17	95	SMITH	32.391	43	CLARK	44.902	57	McCORMACK	23.445	17	68	TURNER	1:40.623	1:40.623	0.000
18	43	CLARK	32.426	67	COE	44.915	67	COE	23.481	18	43	CLARK	1:40.864	1:40.866	0.002
19	69	WINDEATT	32.477	95	SMITH	44.980	43	CLARK	23.536	19	67	COE	1:41.027	1:41.027	0.000
20	64	SALTMER	32.527	68	TURNER	45.419	68	TURNER	23.574	20	64	SALTMER	1:42.118	1:42.123	0.005
21	67	COE	32.631	57	McCORMACK	45.603	64	SALTMER	23.783	21	57	McCORMACK	1:42.187	1:42.187	0.000
22	16	CROWSON	33.003	64	SALTMER	45.808	116	SHOTTON	23.801	22	69	WINDEATT	1:42.474	1:42.474	0.000
23	116	SHOTTON	33.005	69	WINDEATT	45.980	69	WINDEATT	24.017	23	116	SHOTTON	1:43.012	1:43.162	0.150
24	57	McCORMACK	33.139	116	SHOTTON	46.206	16	CROWSON	24.114	24	16	CROWSON	1:43.978	1:43.978	0.000
25	93	HEALEY	33.410	444	DOUGHTY	46.697	93	HEALEY	24.380	25	444	DOUGHTY	1:44.692	1:44.692	0.000
26	444	DOUGHTY	33.527	16	CROWSON	46.861	444	DOUGHTY	24.468	26	93	HEALEY	1:44.858	1:45.013	0.155
27	21	SMITH	34.602	93	HEALEY	47.068	21	SMITH	24.704	27	21	SMITH	1:47.434	1:47.848	0.414
28	222	EPPS	35.387	21	SMITH	48.128	222	EPPS	24.882	28	222	EPPS	1:48.424	1:48.424	0.000
29	78	JOINT	35.799	222	EPPS	48.155	78	JOINT	25.410	29	78	JOINT	1:50.724	1:51.031	0.307
30	333	HOUGHTON	36.721	78	JOINT	49.515	333	HOUGHTON	26.035	30	333	HOUGHTON	1:53.721	1:53.721	0.000
31	19	HART	37.502	333	HOUGHTON	50.965	19	HART	27.558	31	19	HART	1:57.523	1:58.596	1.073
32				19	HART	52.463									

Weather / Track : Cloudy / Dry

Brands Hatch GP
Circuit Length = 2.4332 miles
Start: 16:37 Flag 16:45 End: 16:47

Results can be found at www.tsl-timing.com

Printed - 16:48 Sunday, 21 August 2016

BMCRC F1 & F2 Sidecars

Brands Hatch GP

20th & 21st August 2016

Results Provided by Timing Solutions Ltd
www.tsl-timing.com

Brands Hatch GP

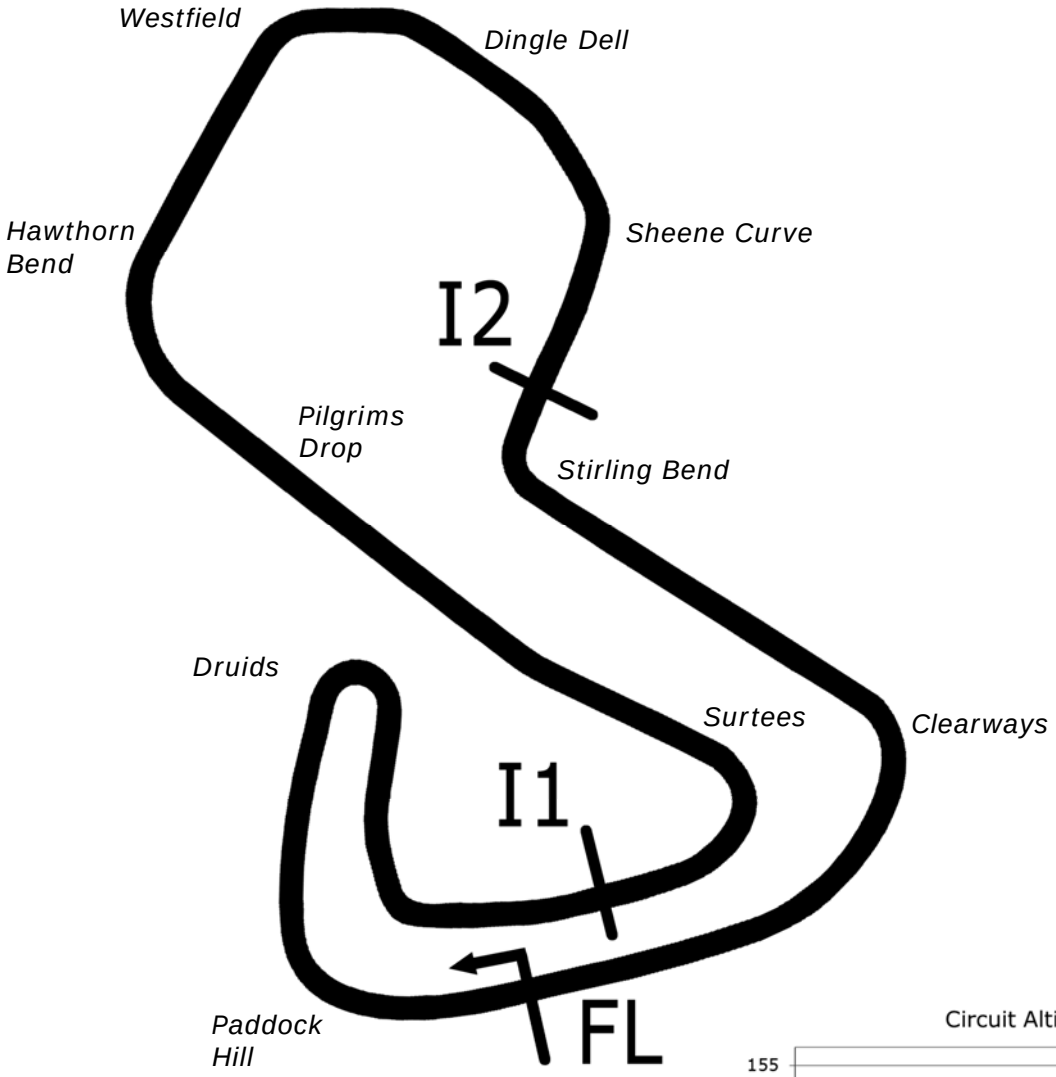

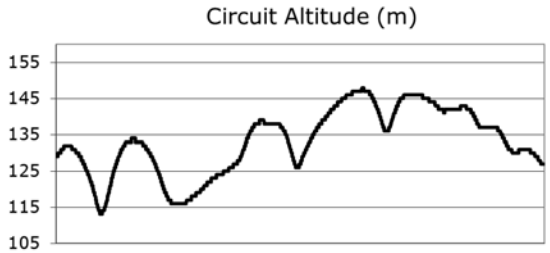

Length	2.4332 miles	3916.0 m	
FL		51.36032 N	0.26032 E
I1	1116m	51.35934 N	0.25955 E
I2	2928m	51.35532 N	0.26250 E
Pit Entry	3646m	51.35911 N	0.25743 E
Pit Exit	83m after FL	51.36017 N	0.26051 E

Pit Entry–Pit Exit 332m, 19.9s @60kph, 14.9s @80kph

All results available at www.tsl-timing.com

BMCRC - MRO Championships 2016 - Rnd 8 @ Brands Hatch GP

RKB/BMCRC F1 & F2 Sidecars

QUALIFYING - CLASSIFICATION

POS	NO	CL	PIC	NAME	ENTRY	TIME	ON	LAPS	GAP	DIFF	MPH
1	35	F2	1	REEVES / CHRISTIE	Suzuki DDM - Reeves water services	1:56.913	5	6			74.92
2	11	F2	2	GILBERT / MORGAN	Shelbourne Yamaha -	1:57.601	5	6	0.688	0.688	74.48
3	3	F1	1	JAMES / TRITTON	LCR Kawasaki - Difuria Contractors	2:00.477	3	5	3.564	2.876	72.70
4	8	F2	3	ILARIA / SAUNDERS	Windle Suzuki - Powerhouse	2:00.808	6	6	3.895	0.331	72.51
5	5	F1	2	BIGGS / RANSLEY	LCR Suzuki -	2:03.339	3	4	6.426	2.531	71.02
6	188	F2	4	M & R VANNIEUWENHUYSE	Shelbourne Honda - Norton Owners club Flanders Branch	2:06.242	3	3	9.329	2.903	69.38
7	88	F2	5	LONGMORE / LONGMORE	DMR Honda -	2:07.508	4	5	10.595	1.266	68.70
8	31	F1	3	MUNRO / PETTMAN	Windle Suzuki -	2:07.596	4	4	10.683	0.088	68.65
9	17	F2	6	SCHOFIELD / LOWTHER	Windle Suzuki - Witch eLiquid	2:08.324	5	5	11.411	0.728	68.26
10	71	F2	7	SCHOFIELD / EDWARDS	Honda Ireson - the sand witch food company	2:08.426	5	5	11.513	0.102	68.20
11	55	F1	4	HIRST / SCHOFIELD	LCR Suzuki - Leeds Parcel Company	2:10.882	3	5	13.969	2.456	66.92
12	20	F2	8	TAYLOR / FIELD	Ireson Honda - SystemsAv	2:11.195	4	5	14.282	0.313	66.76
13	92	F1	5	HILDIGE / HILDIGE	LCR Suzuki -	2:11.351	5	5	14.438	0.156	66.69
14	32	F2	9	LUMLEY / WHITNALL	Lumley LUM007 -	2:11.613	2	2	14.700	0.262	66.55
15	34	F1	6	CHRISTIE / CHRISTIE	LCR Honda - Christie Engineering Services	2:11.942	4	4	15.029	0.329	66.39
16	24	F2	10	WILBY / BAILEY	BHR Honda - Leeds Parcel Company Ltd	2:11.967	4	5	15.054	0.025	66.37
17	60	F2	11	REEVES / PAYNE	LCR Suzuki - Reeves water services	2:12.685	5	5	15.772	0.718	66.01
18	37	F2	12	MORPHET / HALLIBURTON	LCR Suzuki -	2:18.543	5	5	21.630	5.858	63.22
19	114	F1	7	SMITH / ANDERSON	LCR Suzuki -	2:19.161	1	1	22.248	0.618	62.94
20	75	F1	8	CLARKE / CLARKE	-	2:20.677	5	5	23.764	1.516	62.26
21	14	F2	13	HANDCOCK / EDWARDS	Baker Honda -	2:20.710	1	2	23.797	0.033	62.25
22	67	F1	9	PETTMAN / JEFFREY	Windle Suzuki - MJP racing	2:20.948	4	5	24.035	0.238	62.14
23	121	F1	10	LAWRENCE / HART	LCR Yamaha -	2:25.326	1	5	28.413	4.378	60.27
24	113	F1	11	RESTALL / PITT	RCN Yamaha - RCN Engineering	2:34.228	2	2	37.315	8.902	56.79
25	19	F1	12	MacBRIDE / WILKINSON	DDR Suzuki -	2:36.434	2	3	39.521	2.206	55.99
26	25	F1	13	MacLAURIN / ENGLISH	LCR Yamaha - Blue Group / AMR / Fielder			0			

Brands Hatch GP
Circuit Length = 2.4332 miles
Start: 11:46 Flag 11:58 End: 12:01

Weather / Track : Cloudy / Wet

These results are provisional until the conclusion of any judicial and technical matters.

Clerk Of Course :		Timekeeper :

Results can be found at www.tsl-timing.com

Printed - 12:05 Saturday, 20 August 2016

BMCRC - MRO Championships 2016 - Rnd 8 @ Brands Hatch GP

RKB/BMCRC F1 & F2 Sidecars

QUALIFYING - SECTOR ANALYSIS

SECTOR 1 = FL to I1, SECTOR 2 = I1 to I2, SECTOR 3 = I2 to FL, DIFF = Difference To Personal Best Lap

P1 35 F2 REEVES / CHRISTIE

Suzuki DDM - Reeves water services

IDEAL LAP TIME : 1:56.913 BEST LAP TIME : 1:56.913 DIFFERENCE : 0.000

LAP	SECTOR 1	SECTOR 2	SECTOR 3	LAP TIME	MPH	DIFF	TIME OF DAY
1 -	38.827	52.490	28.143	1:59.460	73.32	2.547	11:49:43.400
2 -	38.469	52.913	27.897	1:59.279 (3)	73.43	2.366	11:51:42.679
3 -	38.551	52.025	29.354	1:59.930	73.04	3.017	11:53:42.609
4 -	39.201	51.676	28.852	1:59.729	73.16	2.816	11:55:42.338
5 -	***38.069***	***51.026***	***27.818***	***1:56.913 (1)***	***74.92***		***11:57:39.251***
6 -	38.399	52.513	27.992	1:58.904 (2)	73.67	1.991	11:59:38.155

P2 11 F2 GILBERT / MORGAN

Shelbourne Yamaha -

IDEAL LAP TIME : 1:57.391 BEST LAP TIME : 1:57.601 DIFFERENCE : 0.210

LAP	SECTOR 1	SECTOR 2	SECTOR 3	LAP TIME	MPH	DIFF	TIME OF DAY
1 -	38.486	51.825	28.103	1:58.414 (3)	73.97	0.813	11:49:43.969
2 -	38.206	53.180	***28.021***	1:59.407	73.36	1.806	11:51:43.376
3 -	38.355	51.942	28.512	1:58.809	73.73	1.208	11:53:42.185
4 -	***37.900***	51.767	28.622	1:58.289 (2)	74.05	0.688	11:55:40.474
5 -	37.964	***51.470***	28.167	***1:57.601 (1)***	***74.48***		***11:57:38.075***
6 -	37.993	52.579	28.222	1:58.794	73.73	1.193	11:59:36.869

P3 3 F1 JAMES / TRITTON

LCR Kawasaki - Difuria Contractors

IDEAL LAP TIME : 2:00.477 BEST LAP TIME : 2:00.477 DIFFERENCE : 0.000

LAP	SECTOR 1	SECTOR 2	SECTOR 3	LAP TIME	MPH	DIFF	TIME OF DAY
1 -	41.920	54.984	28.913	2:05.817	69.62	5.340	11:50:13.105
2 -	40.184	55.248	28.855	2:04.287	70.48	3.810	11:52:17.392
3 -	***39.362***	***52.493***	***28.622***	***2:00.477 (1)***	***72.70***		***11:54:17.869***
4 -	40.067	53.703	28.858	2:02.628 (2)	71.43	2.151	11:56:20.497
5 -	39.913	54.006	28.717	2:02.636 (3)	71.42	2.159	11:58:23.133

P4 8 F2 ILARIA / SAUNDERS

Windle Suzuki - Powerhouse

IDEAL LAP TIME : 2:00.412 BEST LAP TIME : 2:00.808 DIFFERENCE : 0.396

LAP	SECTOR 1	SECTOR 2	SECTOR 3	LAP TIME	MPH	DIFF	TIME OF DAY
1 -	42.099	56.890	29.815	2:08.804	68.00	7.996	11:50:18.295
2 -	39.833	56.092	29.021	2:04.946	70.10	4.138	11:52:23.241
3 -	39.529	54.801	28.942	2:03.272 (3)	71.06	2.464	11:54:26.513
4 -	39.981	54.906	29.279	2:04.166	70.54	3.358	11:56:30.679
5 -	40.775	53.500	***28.209***	2:02.484 (2)	71.51	1.676	11:58:33.163
6 -	***39.245***	***52.958***	28.605	***2:00.808 (1)***	***72.51***		***12:00:33.971***

P5 5 F1 BIGGS / RANSLEY

LCR Suzuki -

IDEAL LAP TIME : 2:02.462 BEST LAP TIME : 2:03.339 DIFFERENCE : 0.877

LAP	SECTOR 1	SECTOR 2	SECTOR 3	LAP TIME	MPH	DIFF	TIME OF DAY
1 -	40.885	55.153	29.372	2:05.410 (3)	69.84	2.071	11:50:04.980
2 -	39.875	55.451	29.313	2:04.639 (2)	70.28	1.300	11:52:09.619
3 -	40.275	***53.855***	29.209	***2:03.339 (1)***	***71.02***		***11:54:12.958***
4 -	***39.646***	57.184	***28.961***	2:05.791	69.63	2.452	11:56:18.749

P6 188 F2 M & R VANNIEUWENHUYSE

Shelbourne Honda - Norton Owners club Flanders Branch

IDEAL LAP TIME : 2:04.590 BEST LAP TIME : 2:06.242 DIFFERENCE : 1.652

LAP	SECTOR 1	SECTOR 2	SECTOR 3	LAP TIME	MPH	DIFF	TIME OF DAY
1 -	***39.437***	58.206	29.797	2:07.440 (2)	68.73	1.198	11:50:36.774
2 -	39.889	58.895	29.982	2:08.766 (3)	68.02	2.524	11:52:45.540
3 -	40.160	56.926	***29.156***	***2:06.242 (1)***	***69.38***		***11:54:51.782***

P7 88 F2 LONGMORE / LONGMORE

DMR Honda -

IDEAL LAP TIME : 2:06.670 BEST LAP TIME : 2:07.508 DIFFERENCE : 0.838

LAP	SECTOR 1	SECTOR 2	SECTOR 3	LAP TIME	MPH	DIFF	TIME OF DAY

Weather / Track : Cloudy / Wet

Brands Hatch GP
Circuit Length = 2.4332 miles
Start: 11:46 Flag 11:58 End: 12:01

BMCRC - MRO Championships 2016 - Rnd 8 @ Brands Hatch GP

RKB/BMCRC F1 & F2 Sidecars

QUALIFYING - SECTOR ANALYSIS

SECTOR 1 = FL to I1, SECTOR 2 = I1 to I2, SECTOR 3 = I2 to FL, DIFF = Difference To Personal Best Lap

1 -	42.927	1:00.546	31.200	2:14.673	65.04	7.165	11:50:19.309
2 -	40.758	57.382	***29.705***	2:07.845 **(3)**	68.51	0.337	11:52:27.154
3 -	40.755	56.921	30.061	2:07.737 **(2)**	68.57	0.229	11:54:34.891
4 -	***40.380***	***56.585***	30.543	***2:07.508*** **(1)**	***68.70***		***11:56:42.399***
5 -	40.856	56.936	30.217	2:08.009	68.43	0.501	11:58:50.408

P8 31 F1 MUNRO / PETTMAN Windle Suzuki -

IDEAL LAP TIME : 2:06.920 BEST LAP TIME : 2:07.596 DIFFERENCE : 0.676

LAP	SECTOR 1	SECTOR 2	SECTOR 3	LAP TIME	MPH	DIFF	TIME OF DAY
1 -	43.244	57.515	29.849	2:10.608	67.06	3.012	11:50:19.753
2 -	41.578	57.274	***29.328***	2:08.180 **(3)**	68.34	0.584	11:52:27.933
3 -	41.191	***56.577***	29.934	2:07.702 **(2)**	68.59	0.106	11:54:35.635
4 -	***41.015***	57.005	29.576	***2:07.596*** **(1)**	***68.65***		***11:56:43.231***

P9 17 F2 SCHOFIELD / LOWTHER Windle Suzuki - Witch eLiquid

IDEAL LAP TIME : 2:08.324 BEST LAP TIME : 2:08.324 DIFFERENCE : 0.000

LAP	SECTOR 1	SECTOR 2	SECTOR 3	LAP TIME	MPH	DIFF	TIME OF DAY
1 -	48.184	1:03.620	30.053	2:21.857	61.75	13.533	11:50:58.587
2 -	44.193	59.826	31.486	2:15.505	64.64	7.181	11:53:14.092
3 -	44.642	1:00.218	30.147	2:15.007 **(3)**	64.88	6.683	11:55:29.099
4 -	43.334	57.303	30.031	2:10.668 **(2)**	67.03	2.344	11:57:39.767
5 -	***41.940***	***56.846***	***29.538***	***2:08.324*** **(1)**	***68.26***		***11:59:48.091***

P10 71 F2 SCHOFIELD / EDWARDS Honda Ireson - the sand witch food company

IDEAL LAP TIME : 2:08.133 BEST LAP TIME : 2:08.426 DIFFERENCE : 0.293

LAP	SECTOR 1	SECTOR 2	SECTOR 3	LAP TIME	MPH	DIFF	TIME OF DAY
1 -	44.537	1:01.650	29.865	2:16.052	64.38	7.626	11:50:31.778
2 -	42.739	1:01.768	32.060	2:16.567	64.14	8.141	11:52:48.345
3 -	42.712	57.831	29.786	2:10.329 **(2)**	67.21	1.903	11:54:58.674
4 -	***41.685***	58.642	30.337	2:10.664 **(3)**	67.04	2.238	11:57:09.338
5 -	41.978	***56.886***	***29.562***	***2:08.426*** **(1)**	***68.20***		***11:59:17.764***

P11 55 F1 HIRST / SCHOFIELD LCR Suzuki - Leeds Parcel Company

IDEAL LAP TIME : 2:10.009 BEST LAP TIME : 2:10.882 DIFFERENCE : 0.873

LAP	SECTOR 1	SECTOR 2	SECTOR 3	LAP TIME	MPH	DIFF	TIME OF DAY
1 -	44.030	1:02.758	30.924	2:17.712	63.60	6.830	11:50:28.187
2 -	***42.167***	59.368	30.600	2:12.135	66.29	1.253	11:52:40.322
3 -	42.382	58.552	***29.948***	***2:10.882*** **(1)**	***66.92***		***11:54:51.204***
4 -	43.158	58.194	30.700	2:12.052 **(3)**	66.33	1.170	11:57:03.256
5 -	42.577	***57.894***	30.735	2:11.206 **(2)**	66.76	0.324	11:59:14.462

P12 20 F2 TAYLOR / FIELD Ireson Honda - SystemsAv

IDEAL LAP TIME : 2:10.620 BEST LAP TIME : 2:11.195 DIFFERENCE : 0.575

LAP	SECTOR 1	SECTOR 2	SECTOR 3	LAP TIME	MPH	DIFF	TIME OF DAY
1 -	46.298	59.161	32.347	2:17.806	63.56	6.611	11:50:54.104
2 -	44.507	58.487	***30.734***	2:13.728	65.50	2.533	11:53:07.832
3 -	42.801	***57.706***	31.277	2:11.784 **(3)**	66.47	0.589	11:55:19.616
4 -	42.404	57.804	30.987	***2:11.195*** **(1)**	***66.76***		***11:57:30.811***
5 -	***42.180***	58.734	30.864	2:11.778 **(2)**	66.47	0.583	11:59:42.589

P13 92 F1 HILDIGE / HILDIGE LCR Suzuki -

IDEAL LAP TIME : 2:10.917 BEST LAP TIME : 2:11.351 DIFFERENCE : 0.434

LAP	SECTOR 1	SECTOR 2	SECTOR 3	LAP TIME	MPH	DIFF	TIME OF DAY
1 -	41.723	1:00.585	31.697	2:14.005	65.36	2.654	11:50:43.800
2 -	42.119	59.572	31.290	2:12.981	65.87	1.630	11:52:56.781
3 -	42.148	59.213	31.400	2:12.761 **(3)**	65.98	1.410	11:55:09.542
4 -	***41.183***	59.566	***30.674***	2:11.423 **(2)**	66.65	0.072	11:57:20.965
5 -	41.507	***59.060***	30.784	***2:11.351*** **(1)**	***66.69***		***11:59:32.316***

Weather / Track : Cloudy / Wet

Brands Hatch GP
Circuit Length = 2.4332 miles
Start: 11:46 Flag 11:58 End: 12:01

BMCRC - MRO Championships 2016 - Rnd 8 @ Brands Hatch GP

RKB/BMCRC F1 & F2 Sidecars

QUALIFYING - SECTOR ANALYSIS

SECTOR 1 = FL to I1, SECTOR 2 = I1 to I2, SECTOR 3 = I2 to FL, DIFF = Difference To Personal Best Lap

P14 32 F2 LUMLEY / WHITNALL Lumley LUM007 -

IDEAL LAP TIME : 2:11.613 BEST LAP TIME : 2:11.613 DIFFERENCE : 0.000

LAP	SECTOR 1	SECTOR 2	SECTOR 3	LAP TIME	MPH	DIFF	TIME OF DAY
1 -	43.894	1:01.436	30.470	2:15.800 (2)	64.50	4.187	11:50:27.137
2 -	***40.448***	***1:00.851***	***30.314***	***2:11.613 (1)***	***66.55***		***11:52:38.750***

P15 34 F1 CHRISTIE / CHRISTIE LCR Honda - Christie Engineering Services

IDEAL LAP TIME : 2:11.942 BEST LAP TIME : 2:11.942 DIFFERENCE : 0.000

LAP	SECTOR 1	SECTOR 2	SECTOR 3	LAP TIME	MPH	DIFF	TIME OF DAY
1 -	44.166	1:01.419	31.604	2:17.189	63.85	5.247	11:50:37.547
2 -	42.676	1:01.837	31.329	2:15.842 (3)	64.48	3.900	11:52:53.389
3 -	42.776	1:00.337	30.932	2:14.045 (2)	65.35	2.103	11:55:07.434
4 -	***42.638***	***58.850***	***30.454***	***2:11.942 (1)***	***66.39***		***11:57:19.376***

P16 24 F2 WILBY / BAILEY BHR Honda - Leeds Parcel Company Ltd

IDEAL LAP TIME : 2:11.644 BEST LAP TIME : 2:11.967 DIFFERENCE : 0.323

LAP	SECTOR 1	SECTOR 2	SECTOR 3	LAP TIME	MPH	DIFF	TIME OF DAY
1 -	45.887	1:05.087	33.215	2:24.189	60.75	12.222	11:50:43.844
2 -	43.904	1:03.900	30.991	2:18.795	63.11	6.828	11:53:02.639
3 -	42.014	1:02.403	***30.659***	2:15.076 (3)	64.85	3.109	11:55:17.715
4 -	41.028	***1:00.031***	30.908	***2:11.967 (1)***	***66.37***		***11:57:29.682***
5 -	***40.954***	1:00.106	31.330	2:12.390 (2)	66.16	0.423	11:59:42.072

P17 60 F2 REEVES / PAYNE LCR Suzuki - Reeves water services

IDEAL LAP TIME : 2:12.685 BEST LAP TIME : 2:12.685 DIFFERENCE : 0.000

LAP	SECTOR 1	SECTOR 2	SECTOR 3	LAP TIME	MPH	DIFF	TIME OF DAY
1 -	45.718	1:04.708	32.672	2:23.098	61.21	10.413	11:50:29.251
2 -	43.788	1:02.139	31.112	2:17.039	63.92	4.354	11:52:46.290
3 -	42.622	1:02.442	31.718	2:16.782 (3)	64.04	4.097	11:55:03.072
4 -	43.552	1:01.008	30.793	2:15.353 (2)	64.71	2.668	11:57:18.425
5 -	***42.422***	***59.808***	***30.455***	***2:12.685 (1)***	***66.01***		***11:59:31.110***

P18 37 F2 MORPHET / HALLIBURTON LCR Suzuki -

IDEAL LAP TIME : 2:17.856 BEST LAP TIME : 2:18.543 DIFFERENCE : 0.687

LAP	SECTOR 1	SECTOR 2	SECTOR 3	LAP TIME	MPH	DIFF	TIME OF DAY
1 -	***43.925***	1:04.107	32.156	2:20.188	62.48	1.645	11:50:53.682
2 -	45.428	1:02.692	32.038	2:20.158	62.49	1.615	11:53:13.840
3 -	45.637	1:02.737	***31.618***	2:19.992 (3)	62.57	1.449	11:55:33.832
4 -	44.614	1:02.784	31.830	2:19.228 (2)	62.91	0.685	11:57:53.060
5 -	44.590	***1:02.313***	31.640	***2:18.543 (1)***	***63.22***		***12:00:11.603***

P19 114 F1 SMITH / ANDERSON LCR Suzuki -

IDEAL LAP TIME : BEST LAP TIME : 2:19.161 DIFFERENCE :

LAP	SECTOR 1	SECTOR 2	SECTOR 3	LAP TIME	MPH	DIFF	TIME OF DAY
1 -				***2:19.161 (1)***	***62.94***		***11:50:57.438***

P20 75 F1 CLARKE / CLARKE -

IDEAL LAP TIME : 2:19.871 BEST LAP TIME : 2:20.677 DIFFERENCE : 0.806

LAP	SECTOR 1	SECTOR 2	SECTOR 3	LAP TIME	MPH	DIFF	TIME OF DAY
1 -	50.775	1:12.796	33.345	2:36.916	55.82	16.239	11:51:13.483
2 -	47.469	1:07.176	35.284	2:29.929	58.42	9.252	11:53:43.412
3 -	***44.459***	1:06.723	33.619	2:24.801 (3)	60.49	4.124	11:56:08.213
4 -	45.855	1:03.183	33.368	2:22.406 (2)	61.51	1.729	11:58:30.619
5 -	45.265	***1:02.777***	***32.635***	***2:20.677 (1)***	***62.26***		***12:00:51.296***

Brands Hatch GP
Circuit Length = 2.4332 miles
Start: 11:46 Flag 11:58 End: 12:01

Weather / Track : Cloudy / Wet

BMCRC - MRO Championships 2016 - Rnd 8 @ Brands Hatch GP

RKB/BMCRC F1 & F2 Sidecars

QUALIFYING - SECTOR ANALYSIS

SECTOR 1 = FL to I1, SECTOR 2 = I1 to I2, SECTOR 3 = I2 to FL, DIFF = Difference To Personal Best Lap

P21 14 F2 HANDCOCK / EDWARDS Baker Honda -

IDEAL LAP TIME : 2:20.710 BEST LAP TIME : 2:20.710 DIFFERENCE : 0.000

LAP	SECTOR 1	SECTOR 2	SECTOR 3	LAP TIME	MPH	DIFF	TIME OF DAY
1 -	***45.291***	***1:03.482***	***31.937***	***2:20.710*** **(1)**	***62.25***		***11:50:31.590***
2 -	45.673	1:03.895	33.384	2:22.952 **(2)**	61.27	2.242	11:52:54.542

P22 67 F1 PETTMAN / JEFFREY Windle Suzuki - MJP racing

IDEAL LAP TIME : 2:19.559 BEST LAP TIME : 2:20.948 DIFFERENCE : 1.389

LAP	SECTOR 1	SECTOR 2	SECTOR 3	LAP TIME	MPH	DIFF	TIME OF DAY
1 -	46.987	1:03.202	***32.672***	2:22.861 **(3)**	61.31	1.913	11:51:00.538
2 -	44.598	1:04.441	34.424	2:23.463	61.05	2.515	11:53:24.001
3 -	44.182	1:04.191	33.078	2:21.451 **(2)**	61.92	0.503	11:55:45.452
4 -	***43.808***	***1:03.079***	34.061	***2:20.948*** **(1)**	***62.14***		***11:58:06.400***
5 -	44.837	1:04.780	34.220	2:23.837	60.90	2.889	12:00:30.237

P23 121 F1 LAWRENCE / HART LCR Yamaha -

IDEAL LAP TIME : 2:25.100 BEST LAP TIME : 2:25.326 DIFFERENCE : 0.226

LAP	SECTOR 1	SECTOR 2	SECTOR 3	LAP TIME	MPH	DIFF	TIME OF DAY
1 -	***45.829***	***1:05.602***	33.895	***2:25.326*** **(1)**	***60.27***		***11:50:43.338***
2 -	47.095	1:09.197	34.610	2:30.902	58.04	5.576	11:53:14.240
3 -	48.039	1:06.766	33.914	2:28.719	58.90	3.393	11:55:42.959
4 -	45.837	1:06.896	33.727	2:26.460 **(2)**	59.81	1.134	11:58:09.419
5 -	46.650	1:07.199	***33.669***	2:27.518 **(3)**	59.38	2.192	12:00:36.937

P24 113 F1 RESTALL / PITT RCN Yamaha - RCN Engineering

IDEAL LAP TIME : 2:32.397 BEST LAP TIME : 2:34.228 DIFFERENCE : 1.831

LAP	SECTOR 1	SECTOR 2	SECTOR 3	LAP TIME	MPH	DIFF	TIME OF DAY
1 -	49.543	1:11.634	***35.004***	2:36.181 **(2)**	56.08	1.953	11:51:10.196
2 -	***48.577***	***1:08.816***	36.835	***2:34.228*** **(1)**	***56.79***		***11:53:44.424***

P25 19 F1 MacBRIDE / WILKINSON DDR Suzuki -

IDEAL LAP TIME : 2:35.117 BEST LAP TIME : 2:36.434 DIFFERENCE : 1.317

LAP	SECTOR 1	SECTOR 2	SECTOR 3	LAP TIME	MPH	DIFF	TIME OF DAY
1 -	50.613	1:12.133	***35.331***	2:38.077 **(2)**	55.41	1.643	11:51:13.049
2 -	50.267	***1:10.122***	36.045	***2:36.434*** **(1)**	***55.99***		***11:53:49.483***
3 -	***49.664***	1:13.954	36.406	2:40.024 **(3)**	54.74	3.590	11:56:29.507

Weather / Track : Cloudy / Wet

Brands Hatch GP
Circuit Length = 2.4332 miles
Start: 11:46 Flag 11:58 End: 12:01

BMCRC - MRO Championships 2016 - Rnd 8 @ Brands Hatch GP

RKB/BMCRC F1 & F2 Sidecars

QUALIFYING - BEST SECTORS

	SECTOR 1			SECTOR 2			SECTOR 3			IDEAL / BEST COMPARISON					
POS	NO	NAME	TIME	NO	NAME	TIME	NO	NAME	TIME	POS	NO	NAME	IDEAL	BEST	DIFF
												PERFECT LAP	1:56.744		
1	11	GILBERT / MORGA	37.900	35	REEVES / CHRISTI	51.026	35	REEVES / CHRISTI	27.818	1	35	REEVES / CHRISTIE	1:56.913	1:56.913	0.000
2	35	REEVES / CHRISTI	38.069	11	GILBERT / MORGA	51.470	11	GILBERT / MORGA	28.021	2	11	GILBERT / MORGAN	1:57.391	1:57.601	0.210
3	8	ILARIA / SAUNDER	39.245	3	JAMES / TRITTON	52.493	8	ILARIA / SAUNDER	28.209	3	8	ILARIA / SAUNDERS	2:00.412	2:00.808	0.396
4	3	JAMES / TRITTON	39.362	8	ILARIA / SAUNDER	52.958	3	JAMES / TRITTON	28.622	4	3	JAMES / TRITTON	2:00.477	2:00.477	0.000
5	188	M & R VANNIEUWE	39.437	5	BIGGS / RANSLEY	53.855	5	BIGGS / RANSLEY	28.961	5	5	BIGGS / RANSLEY	2:02.462	2:03.339	0.877
6	5	BIGGS / RANSLEY	39.646	188	M & R VANNIEUWE	55.997	188	M & R VANNIEUWE	29.156	6	188	M & R VANNIEUWEN	2:04.590	2:06.242	1.652
7	88	LONGMORE / LON	40.380	31	MUNRO / PETTMAI	56.577	31	MUNRO / PETTMAI	29.328	7	88	LONGMORE / LONGI	2:06.670	2:07.508	0.838
8	25	MacLAURIN / ENGL	40.409	88	LONGMORE / LON	56.585	17	SCHOFIELD / LOW	29.538	8	31	MUNRO / PETTMAN	2:06.920	2:07.596	0.676
9	32	LUMLEY / WHITNAI	40.448	17	SCHOFIELD / LOW	56.846	71	SCHOFIELD / EDW	29.562	9	71	SCHOFIELD / EDWAI	2:08.133	2:08.426	0.293
10	24	WILBY / BAILEY	40.954	71	SCHOFIELD / EDW	56.886	88	LONGMORE / LON	29.705	10	17	SCHOFIELD / LOWTH	2:08.324	2:08.324	0.000
11	31	MUNRO / PETTMAI	41.015	20	TAYLOR / FIELD	57.706	55	HIRST / SCHOFIEL	29.948	11	55	HIRST / SCHOFIELD	2:10.009	2:10.882	0.873
12	92	HILDIGE / HILDIGE	41.183	55	HIRST / SCHOFIEL	57.894	32	LUMLEY / WHITNAI	30.314	12	20	TAYLOR / FIELD	2:10.620	2:11.195	0.575
13	71	SCHOFIELD / EDW	41.685	34	CHRISTIE / CHRIST	58.850	34	CHRISTIE / CHRIST	30.454	13	92	HILDIGE / HILDIGE	2:10.917	2:11.351	0.434
14	17	SCHOFIELD / LOW	41.940	92	HILDIGE / HILDIGE	59.060	60	REEVES / PAYNE	30.455	14	32	LUMLEY / WHITNALL	2:11.613	2:11.613	0.000
15	55	HIRST / SCHOFIEL	42.167	60	REEVES / PAYNE	59.808	24	WILBY / BAILEY	30.659	15	24	WILBY / BAILEY	2:11.644	2:11.967	0.323
16	20	TAYLOR / FIELD	42.180	24	WILBY / BAILEY	1:00.031	92	HILDIGE / HILDIGE	30.674	16	34	CHRISTIE / CHRISTIE	2:11.942	2:11.942	0.000
17	60	REEVES / PAYNE	42.422	32	LUMLEY / WHITNAI	1:00.851	20	TAYLOR / FIELD	30.734	17	60	REEVES / PAYNE	2:12.685	2:12.685	0.000
18	34	CHRISTIE / CHRIST	42.638	37	MORPHET / HALLIE	1:02.313	25	MacLAURIN / ENGL	31.116	18	37	MORPHET / HALLIBU	2:17.856	2:18.543	0.687
19	67	PETTMAN / JEFFRI	43.808	75	CLARKE / CLARKE	1:02.777	37	MORPHET / HALLIE	31.618	19	67	PETTMAN / JEFFREY	2:19.559	2:20.948	1.389
20	37	MORPHET / HALLIE	43.925	67	PETTMAN / JEFFRI	1:03.079	14	HANDCOCK / EDW	31.937	20	75	CLARKE / CLARKE	2:19.871	2:20.677	0.806
21	75	CLARKE / CLARKE	44.459	14	HANDCOCK / EDW	1:03.482	75	CLARKE / CLARKE	32.635	21	14	HANDCOCK / EDWAI	2:20.710	2:20.710	0.000
22	14	HANDCOCK / EDW	45.291	121	LAWRENCE / HART	1:05.602	67	PETTMAN / JEFFRI	32.672	22	121	LAWRENCE / HART	2:25.100	2:25.326	0.226
23	121	LAWRENCE / HART	45.829	113	RESTALL / PITT	1:08.816	121	LAWRENCE / HART	33.669	23	113	RESTALL / PITT	2:32.397	2:34.228	1.831
24	113	RESTALL / PITT	48.577	19	MacBRIDE / WILKIN	1:10.122	113	RESTALL / PITT	35.004	24	19	MacBRIDE / WILKINS	2:35.117	2:36.434	1.317
25	19	MacBRIDE / WILKIN	49.664				19	MacBRIDE / WILKIN	35.331	25	114	SMITH / ANDERSON		2:19.161	
26															

Weather / Track : Cloudy / Wet

Brands Hatch GP
Circuit Length = 2.4332 miles
Start: 11:46 Flag 11:58 End: 12:01

Results can be found at www.tsl-timing.com

Printed - 12:08 Saturday, 20 August 2016

RKB-F1 MOTORSPORT

BMCRC - MRO Championships 2016 - Rnd 8 @ Brands Hatch GP

RKB/BMCRC F1 & F2 Sidecars

RACE 11 - CLASSIFICATION

POS	NO	CL	PIC	NAME	ENTRY	LAPS	TIME	GAP	DIFF	MPH	BEST	ON
1	**3**	F1	1	JAMES / TRITTON	LCR Kawasaki - Difuria Contractors	**5**	8:17.382			88.05	**1:37.670**	4
2	**5**	F1	2	BIGGS / RANSLEY	LCR Suzuki -	**5**	8:18.588	**1.206**	1.206	87.84	**1:36.677**	5
3	**25**	F1	3	MacLAURIN / ENGLISH	LCR Yamaha - Blue Group / AMR / Fielder	**5**	8:33.423	**16.041**	14.835	85.30	**1:39.708**	3
4	**114**	F1	4	SMITH / ANDERSON	LCR Suzuki -	**5**	8:35.753	**18.371**	2.330	84.92	**1:38.352**	5
5	**92**	F1	5	HILDIGE / HILDIGE	LCR Suzuki -	**5**	8:42.125	**24.743**	6.372	83.88	**1:42.009**	3
6	**11**	F2	1	GILBERT / MORGAN	Shelbourne Yamaha -	**5**	8:45.074	**27.692**	2.949	83.41	**1:43.835**	4
7	**8**	F2	2	ILARIA / SAUNDERS	Windle Suzuki - Powerhouse	**5**	8:46.252	**28.870**	1.178	83.22	**1:43.233**	4
8	**188**	F2	3	M & R VANNIEUWENHUYSE	Shelbourne Honda - Norton Owners club Flanders E	**5**	8:47.297	**29.915**	1.045	83.06	**1:43.320**	4
9	**55**	F1	6	HIRST / SCHOFIELD	LCR Suzuki - Leeds Parcel Company	**5**	8:58.136	**40.754**	10.839	81.39	**1:44.902**	3
10	**34**	F1	7	CHRISTIE / CHRISTIE	LCR Honda - Christie Engineering Services	**5**	8:58.506	**41.124**	0.370	81.33	**1:44.763**	5
11	**88**	F2	4	LONGMORE / LONGMORE	DMR Honda -	**5**	9:07.608	**50.226**	9.102	79.98	**1:47.129**	2
12	**17**	F2	5	SCHOFIELD / LOWTHER	Windle Suzuki - Witch eLiquid	**5**	9:07.774	**50.392**	0.166	79.95	**1:47.697**	4
13	**32**	F2	6	LUMLEY / WHITNALL	Lumley LUM007 -	**5**	9:14.342	**56.960**	6.568	79.01	**1:47.464**	4
14	**14**	F2	7	HANDCOCK / EDWARDS	Baker Honda -	**5**	9:19.403	**1:02.021**	5.061	78.29	**1:48.598**	5
15	**67**	F1	8	PETTMAN / JEFFREY	Windle Suzuki - MJP racing	**5**	9:27.209	**1:09.827**	7.806	77.21	**1:50.904**	5
16	**37**	F2	8	MORPHET / HALLIBURTON	LCR Suzuki -	**5**	9:33.353	**1:15.971**	6.144	76.39	**1:48.775**	5
17	**60**	F2	9	REEVES / PAYNE	LCR Suzuki - Reeves water services	**5**	9:38.587	**1:21.205**	5.234	75.70	**1:52.333**	5
18	**24**	F2	10	WILBY / BAILEY	BHR Honda - Leeds Parcel Company Ltd	**5**	9:40.662	**1:23.280**	2.075	75.42	**1:53.974**	4
19	**20**	F2	11	TAYLOR / FIELD	Ireson Honda - SystemsAv	**5**	9:40.718	**1:23.336**	0.056	75.42	**1:52.838**	4
20	**121**	F1	9	LAWRENCE / HART	LCR Yamaha -	**5**	9:48.606	**1:31.224**	7.888	74.41	**1:53.970**	4
21	**113**	F1	10	RESTALL / PITT	RCN Yamaha - RCN Engineering	**5**	10:00.160	**1:42.778**	11.554	72.97	**1:53.096**	4
22	**19**	F1	11	MacBRIDE / WILKINSON	DDR Suzuki -	**4**	8:54.872	**1 Lap**	1 Lap	65.50	**2:11.210**	4
				NOT CLASSIFIED								
DNF	**71**	F2		SCHOFIELD / EDWARDS	Honda Ireson - the sand witch food company	**4**	7:37.028	**1 Lap**		76.66	**1:51.733**	4
DNF	**35**	F2		REEVES / CHRISTIE	Suzuki DDM - Reeves water services	**3**	5:13.330	**2 Laps**	1 Lap	83.87	**1:42.319**	3
DNF	**75**	F1		CLARKE / CLARKE	-	**3**	6:10.762	**2 Laps**	57.432	70.87	**1:57.706**	2
DNF	**31**	F1		MUNRO / PETTMAN	Windle Suzuki -	**0**						

FASTEST LAP

5	F1	BIGGS / RANSLEY	LCR Suzuki -	**5**	1:36.677	90.60 mph	145.82 kph
35	F2	REEVES / CHRISTIE	Suzuki DDM - Reeves water services	**3**	1:42.319	85.61 mph	137.78 kph

Class F1 - 90% of Race Speed = 79.24 mph
Class F2 - 90% of Race Speed = 75.06 mph

Brands Hatch GP
Circuit Length = 2.4332 miles
Start: 16:19 Flag 16:28 End: 16:30

Weather / Track : Cloudy / Dry
These results are provisional until the conclusion of any judicial and technical matters.

Clerk Of Course :		Timekeeper :

Results can be found at www.tsl-timing.com

Printed - 16:30 Saturday, 20 August 2016

TSL SPORTS TIMING TIMING SOLUTIONS LTD

BMCRC - MRO Championships 2016 - Rnd 8 @ Brands Hatch GP

RKB/BMCRC F1 & F2 Sidecars

RACE 11 - LAP CHART

LAP 1 @ 16:21:36.268

NO	BEHIND	LAP TIME
3		1:45.458
5	2.221	1:47.679
35	2.976	1:48.434
11	3.711	1:49.169
92	4.134	1:49.592
8	5.015	1:50.473
188	5.881	1:51.339
25	6.475	1:51.933
55	8.611	1:54.069
17	9.138	1:54.596
88	10.734	1:56.192
34	11.020	1:56.478
114	11.510	1:56.968
32	12.944	1:58.402
67	14.877	2:00.335
71	14.920	2:00.378
14	15.814	2:01.272
24	16.684	2:02.142
37	16.910	2:02.368
60	17.713	2:03.171
20	19.709	2:05.167
121	20.166	2:05.624
75	29.618	2:15.076
19	33.475	2:18.933
113	34.020	2:19.478

LAP 2 @ 16:23:14.795

NO	BEHIND	LAP TIME
3		1:38.527
5	2.484	1:38.790
35	7.026	1:42.577
92	8.993	1:43.386
11	9.186	1:44.002
25	9.333	1:41.385
8	11.246	1:44.758
188	11.983	1:44.629
114	15.659	1:42.676
55	16.830	1:46.746
17	18.934	1:48.323
88	19.336	1:47.129
34	19.531	1:47.038
32	24.883	1:50.466
67	27.752	1:51.402
14	28.898	1:51.611
71	29.042	1:52.649
24	32.139	1:53.982
60	34.303	1:55.117
37	34.712	1:56.329
20	36.564	1:55.382
121	39.594	1:57.955
75	48.797	1:57.706
113	53.716	1:58.223
19	1:06.638	2:11.690

LAP 3 @ 16:24:52.472

NO	BEHIND	LAP TIME
3		1:37.677
5	2.875	1:38.068
25	11.364	1:39.708
35	11.668	1:42.319
92	13.325	1:42.009
11	15.522	1:44.013
114	17.195	1:39.213
8	17.403	1:43.834
188	18.316	1:44.010
55	24.055	1:44.902
34	27.286	1:45.432
17	29.513	1:48.256
88	30.006	1:48.347
32	36.053	1:48.847
14	40.316	1:49.095
67	42.836	1:52.761
71	43.633	1:52.268
24	49.461	1:54.999
60	51.069	1:54.443
37	51.287	1:54.252
20	52.674	1:53.787
121	57.869	1:55.952
75	1:09.100	1:57.980
113	1:11.146	1:55.107

LAP 4 @ 16:26:30.142

NO	BEHIND	LAP TIME
3		1:37.670
5	2.579	1:37.374
19	1 Lap	2:13.039
25	13.620	1:39.926
114	18.069	1:38.544
92	18.549	1:42.894
11	21.687	1:43.835
8	22.966	1:43.233
188	23.966	1:43.320
55	33.855	1:47.470
34	34.411	1:44.795
17	39.540	1:47.697
88	40.113	1:47.777
32	45.847	1:47.464
14	51.473	1:48.827
67	56.973	1:51.807
71	57.696	1:51.733
37	1:05.246	1:51.629
24	1:05.765	1:53.974
60	1:06.922	1:53.523
20	1:07.842	1:52.838
121	1:14.169	1:53.970
113	1:26.572	1:53.096

LAP 5 @ 16:28:08.192

NO	BEHIND	LAP TIME
3		1:38.050
5	1.206	1:36.677
25	16.041	1:40.471
114	18.371	1:38.352
92	24.743	1:44.244
11	27.692	1:44.055
8	28.870	1:43.954
188	29.915	1:43.999
19	1 Lap	2:11.210
55	40.754	1:44.949
34	41.124	1:44.763
88	50.226	1:48.163
17	50.392	1:48.902
32	56.960	1:49.163
14	1:02.021	1:48.598
67	1:09.827	1:50.904
37	1:15.971	1:48.775
60	1:21.205	1:52.333
24	1:23.280	1:55.565
20	1:23.336	1:53.544
121	1:31.224	1:55.105
113	1:42.778	1:54.256

Weather / Track : Cloudy / Dry

Brands Hatch GP
Circuit Length = 2.4332 miles
Start: 16:19 Flag 16:28 End: 16:30

Results can be found at www.tsl-timing.com

Printed - 16:31 Saturday, 20 August 2016

BMCRC - MRO Championships 2016 - Rnd 8 @ Brands Hatch GP

RKB/BMCRC F1 & F2 Sidecars

RACE 11 - SECTOR ANALYSIS

SECTOR 1 = FL to I1, SECTOR 2 = I1 to I2, SECTOR 3 = I2 to FL, DIFF = Difference To Personal Best Lap

P1 3 F1 JAMES / TRITTON LCR Kawasaki - Difuria Contractors

IDEAL LAP TIME : 1:37.548 BEST LAP TIME : 1:37.670 DIFFERENCE : 0.122

LAP	SECTOR 1	SECTOR 2	SECTOR 3	LAP TIME	MPH	DIFF	TIME OF DAY
1 -		44.135	23.546	1:45.458	83.06	7.788	16:21:36.268
2 -	31.169	43.991	23.367	1:38.527	88.90	0.857	16:23:14.795
3 -	31.253	***43.233***	***23.191***	1:37.677 **(2)**	89.68	0.007	16:24:52.472
4 -	***31.124***	43.248	23.298	***1:37.670*** **(1)**	***89.68***		***16:26:30.142***
5 -	31.182	43.634	23.234	1:38.050 **(3)**	89.34	0.380	16:28:08.192

P2 5 F1 BIGGS / RANSLEY LCR Suzuki -

IDEAL LAP TIME : 1:36.387 BEST LAP TIME : 1:36.677 DIFFERENCE : 0.290

LAP	SECTOR 1	SECTOR 2	SECTOR 3	LAP TIME	MPH	DIFF	TIME OF DAY
1 -		45.144	23.896	1:47.679	81.35	11.002	16:21:38.489
2 -	31.295	44.149	23.346	1:38.790	88.67	2.113	16:23:17.279
3 -	30.835	44.390	***22.843***	1:38.068 **(3)**	89.32	1.391	16:24:55.347
4 -	30.732	***43.132***	23.510	1:37.374 **(2)**	89.96	0.697	16:26:32.721
5 -	***30.412***	43.338	22.927	***1:36.677*** **(1)**	***90.60***		***16:28:09.398***

P3 25 F1 MacLAURIN / ENGLISH LCR Yamaha - Blue Group / AMR / Fielder

IDEAL LAP TIME : 1:39.441 BEST LAP TIME : 1:39.708 DIFFERENCE : 0.267

LAP	SECTOR 1	SECTOR 2	SECTOR 3	LAP TIME	MPH	DIFF	TIME OF DAY
1 -		46.444	24.085	1:51.933	78.25	12.225	16:21:42.743
2 -	32.121	45.392	23.872	1:41.385	86.40	1.677	16:23:24.128
3 -	31.608	***44.358***	***23.742***	***1:39.708*** **(1)**	***87.85***		***16:25:03.836***
4 -	***31.341***	44.764	23.821	1:39.926 **(2)**	87.66	0.218	16:26:43.762
5 -	31.397	44.996	24.078	1:40.471 **(3)**	87.18	0.763	16:28:24.233

P4 114 F1 SMITH / ANDERSON LCR Suzuki -

IDEAL LAP TIME : 1:38.125 BEST LAP TIME : 1:38.352 DIFFERENCE : 0.227

LAP	SECTOR 1	SECTOR 2	SECTOR 3	LAP TIME	MPH	DIFF	TIME OF DAY
1 -		48.850	24.188	1:56.968	74.89	18.616	16:21:47.778
2 -	33.167	45.716	23.793	1:42.676	85.31	4.324	16:23:30.454
3 -	31.792	44.096	***23.325***	1:39.213 **(3)**	88.29	0.861	16:25:09.667
4 -	***31.302***	43.884	23.358	1:38.544 **(2)**	88.89	0.192	16:26:48.211
5 -	31.444	***43.498***	23.410	***1:38.352*** **(1)**	***89.06***		***16:28:26.563***

P5 92 F1 HILDIGE / HILDIGE LCR Suzuki -

IDEAL LAP TIME : 1:41.821 BEST LAP TIME : 1:42.009 DIFFERENCE : 0.188

LAP	SECTOR 1	SECTOR 2	SECTOR 3	LAP TIME	MPH	DIFF	TIME OF DAY
1 -		45.359	24.245	1:49.592	79.93	7.583	16:21:40.402
2 -	32.978	46.234	24.174	1:43.386 **(3)**	84.72	1.377	16:23:23.788
3 -	32.921	***45.102***	***23.986***	***1:42.009*** **(1)**	***85.87***		***16:25:05.797***
4 -	***32.733***	45.893	24.268	1:42.894 **(2)**	85.13	0.885	16:26:48.691
5 -	33.012	46.852	24.380	1:44.244	84.03	2.235	16:28:32.935

P6 11 F2 GILBERT / MORGAN Shelbourne Yamaha -

IDEAL LAP TIME : 1:43.277 BEST LAP TIME : 1:43.835 DIFFERENCE : 0.558

LAP	SECTOR 1	SECTOR 2	SECTOR 3	LAP TIME	MPH	DIFF	TIME OF DAY
1 -		***46.025***	24.877	1:49.169	80.24	5.334	16:21:39.979
2 -	32.502	46.509	24.991	1:44.002 **(2)**	84.22	0.167	16:23:23.981
3 -	32.952	46.067	24.994	1:44.013 **(3)**	84.21	0.178	16:25:07.994
4 -	32.866	46.122	***24.847***	***1:43.835*** **(1)**	***84.36***		***16:26:51.829***
5 -	***32.405***	46.668	24.982	1:44.055	84.18	0.220	16:28:35.884

P7 8 F2 ILARIA / SAUNDERS Windle Suzuki - Powerhouse

IDEAL LAP TIME : 1:43.233 BEST LAP TIME : 1:43.233 DIFFERENCE : 0.000

LAP	SECTOR 1	SECTOR 2	SECTOR 3	LAP TIME	MPH	DIFF	TIME OF DAY

Weather / Track : Cloudy / Dry

Brands Hatch GP
Circuit Length = 2.4332 miles
Start: 16:19 Flag 16:28 End: 16:30

BMCRC - MRO Championships 2016 - Rnd 8 @ Brands Hatch GP

RKB/BMCRC F1 & F2 Sidecars

RACE 11 - SECTOR ANALYSIS

SECTOR 1 = FL to I1, SECTOR 2 = I1 to I2, SECTOR 3 = I2 to FL, DIFF = Difference To Personal Best Lap

1 -		47.140	24.619	1:50.473	79.29	7.240	16:21:41.283
2 -	33.092	46.781	24.885	1:44.758	83.61	1.525	16:23:26.041
3 -	33.064	46.026	24.744	1:43.834 (2)	84.36	0.601	16:25:09.875
4 -	***32.747***	***45.922***	***24.564***	***1:43.233 (1)***	***84.85***		***16:26:53.108***
5 -	32.802	46.464	24.688	1:43.954 (3)	84.26	0.721	16:28:37.062

P8 188 F2 M & R VANNIEUWENHUYSE

Shelbourne Honda - Norton Owners club Flanders Branch

IDEAL LAP TIME : 1:43.019 BEST LAP TIME : 1:43.320 DIFFERENCE : 0.301

LAP	SECTOR 1	SECTOR 2	SECTOR 3	LAP TIME	MPH	DIFF	TIME OF DAY
1 -		47.566	***24.628***	1:51.339	78.67	8.019	16:21:42.149
2 -	32.727	47.034	24.868	1:44.629	83.72	1.309	16:23:26.778
3 -	32.753	***46.418***	24.839	1:44.010 (3)	84.22	0.690	16:25:10.788
4 -	32.126	46.465	24.729	***1:43.320 (1)***	***84.78***		***16:26:54.108***
5 -	***31.973***	47.118	24.908	1:43.999 (2)	84.23	0.679	16:28:38.107

P9 55 F1 HIRST / SCHOFIELD

LCR Suzuki - Leeds Parcel Company

IDEAL LAP TIME : 1:44.839 BEST LAP TIME : 1:44.902 DIFFERENCE : 0.063

LAP	SECTOR 1	SECTOR 2	SECTOR 3	LAP TIME	MPH	DIFF	TIME OF DAY
1 -		48.264	24.993	1:54.069	76.79	9.167	16:21:44.879
2 -	34.091	47.775	24.880	1:46.746 (3)	82.06	1.844	16:23:31.625
3 -	***33.529***	46.678	24.695	***1:44.902 (1)***	***83.50***		***16:25:16.527***
4 -	35.298	46.821	25.351	1:47.470	81.50	2.568	16:27:03.997
5 -	33.639	***46.628***	***24.682***	1:44.949 (2)	83.46	0.047	16:28:48.946

P10 34 F1 CHRISTIE / CHRISTIE

LCR Honda - Christie Engineering Services

IDEAL LAP TIME : 1:44.194 BEST LAP TIME : 1:44.763 DIFFERENCE : 0.569

LAP	SECTOR 1	SECTOR 2	SECTOR 3	LAP TIME	MPH	DIFF	TIME OF DAY
1 -		48.874	25.640	1:56.478	75.20	11.715	16:21:47.288
2 -	34.135	47.926	24.977	1:47.038	81.83	2.275	16:23:34.326
3 -	33.731	47.029	***24.672***	1:45.432 (3)	83.08	0.669	16:25:19.758
4 -	***32.931***	***46.591***	25.273	1:44.795 (2)	83.59	0.032	16:27:04.553
5 -	33.100	46.765	24.898	***1:44.763 (1)***	***83.61***		***16:28:49.316***

P11 88 F2 LONGMORE / LONGMORE

DMR Honda -

IDEAL LAP TIME : 1:46.790 BEST LAP TIME : 1:47.129 DIFFERENCE : 0.339

LAP	SECTOR 1	SECTOR 2	SECTOR 3	LAP TIME	MPH	DIFF	TIME OF DAY
1 -		48.790	***25.694***	1:56.192	75.39	9.063	16:21:47.002
2 -	33.802	***47.613***	25.714	***1:47.129 (1)***	***81.76***		***16:23:34.131***
3 -	34.095	48.325	25.927	1:48.347	80.84	1.218	16:25:22.478
4 -	***33.483***	48.309	25.985	1:47.777 (2)	81.27	0.648	16:27:10.255
5 -	33.589	48.464	26.110	1:48.163 (3)	80.98	1.034	16:28:58.418

P12 17 F2 SCHOFIELD / LOWTHER

Windle Suzuki - Witch eLiquid

IDEAL LAP TIME : 1:47.275 BEST LAP TIME : 1:47.697 DIFFERENCE : 0.422

LAP	SECTOR 1	SECTOR 2	SECTOR 3	LAP TIME	MPH	DIFF	TIME OF DAY
1 -		48.865	***25.183***	1:54.596	76.44	6.899	16:21:45.406
2 -	34.002	48.525	25.796	1:48.323 (3)	80.86	0.626	16:23:33.729
3 -	33.921	48.667	25.668	1:48.256 (2)	80.91	0.559	16:25:21.985
4 -	***33.569***	***48.523***	25.605	***1:47.697 (1)***	***81.33***		***16:27:09.682***
5 -	34.114	49.078	25.710	1:48.902	80.43	1.205	16:28:58.584

P13 32 F2 LUMLEY / WHITNALL

Lumley LUM007 -

IDEAL LAP TIME : 1:46.934 BEST LAP TIME : 1:47.464 DIFFERENCE : 0.530

LAP	SECTOR 1	SECTOR 2	SECTOR 3	LAP TIME	MPH	DIFF	TIME OF DAY
1 -		49.520	26.644	1:58.402	73.98	10.938	16:21:49.212
2 -	34.710	49.997	25.759	1:50.466	79.29	3.002	16:23:39.678
3 -	33.762	49.526	25.559	1:48.847 (2)	80.47	1.383	16:25:28.525
4 -	***33.153***	49.385	***24.926***	***1:47.464 (1)***	***81.51***		***16:27:15.989***

Weather / Track : Cloudy / Dry

Brands Hatch GP
Circuit Length = 2.4332 miles
Start: 16:19 Flag 16:28 End: 16:30

BMCRC - MRO Championships 2016 - Rnd 8 @ Brands Hatch GP

RKB/BMCRC F1 & F2 Sidecars

RACE 11 - SECTOR ANALYSIS

SECTOR 1 = FL to I1, SECTOR 2 = I1 to I2, SECTOR 3 = I2 to FL, DIFF = Difference To Personal Best Lap

5 -	35.001	***48.855***	25.307	1:49.163 **(3)**	80.24	1.699	16:29:05.152

P14 14 F2 HANDCOCK / EDWARDS

Baker Honda -

IDEAL LAP TIME : 1:48.382 BEST LAP TIME : 1:48.598 DIFFERENCE : 0.216

LAP	SECTOR 1	SECTOR 2	SECTOR 3	LAP TIME	MPH	DIFF	TIME OF DAY
1 -		51.564	26.303	2:01.272	72.23	12.674	16:21:52.082
2 -	34.783	50.700	26.128	1:51.611	78.48	3.013	16:23:43.693
3 -	34.104	49.052	25.939	1:49.095 **(3)**	80.29	0.497	16:25:32.788
4 -	34.071	49.123	***25.633***	1:48.827 **(2)**	80.49	0.229	16:27:21.615
5 -	***34.003***	***48.746***	25.849	***1:48.598*** **(1)**	***80.66***		***16:29:10.213***

P15 67 F1 PETTMAN / JEFFREY

Windle Suzuki - MJP racing

IDEAL LAP TIME : 1:50.738 BEST LAP TIME : 1:50.904 DIFFERENCE : 0.166

LAP	SECTOR 1	SECTOR 2	SECTOR 3	LAP TIME	MPH	DIFF	TIME OF DAY
1 -		50.611	26.099	2:00.335	72.79	9.431	16:21:51.145
2 -	35.003	50.136	26.263	1:51.402 **(2)**	78.63	0.498	16:23:42.547
3 -	35.933	50.469	26.359	1:52.761	77.68	1.857	16:25:35.308
4 -	35.465	***49.844***	26.498	1:51.807 **(3)**	78.34	0.903	16:27:27.115
5 -	***34.930***	50.010	***25.964***	***1:50.904*** **(1)**	***78.98***		***16:29:18.019***

P16 37 F2 MORPHET / HALLIBURTON

LCR Suzuki -

IDEAL LAP TIME : 1:48.775 BEST LAP TIME : 1:48.775 DIFFERENCE : 0.000

LAP	SECTOR 1	SECTOR 2	SECTOR 3	LAP TIME	MPH	DIFF	TIME OF DAY
1 -		51.457	26.545	2:02.368	71.58	13.593	16:21:53.178
2 -	39.952	49.841	26.536	1:56.329	75.30	7.554	16:23:49.507
3 -	35.843	52.511	25.898	1:54.252 **(3)**	76.67	5.477	16:25:43.759
4 -	35.662	49.854	26.113	1:51.629 **(2)**	78.47	2.854	16:27:35.388
5 -	***33.834***	***49.241***	***25.700***	***1:48.775*** **(1)**	***80.53***		***16:29:24.163***

P17 60 F2 REEVES / PAYNE

LCR Suzuki - Reeves water services

IDEAL LAP TIME : 1:52.023 BEST LAP TIME : 1:52.333 DIFFERENCE : 0.310

LAP	SECTOR 1	SECTOR 2	SECTOR 3	LAP TIME	MPH	DIFF	TIME OF DAY
1 -		52.611	26.242	2:03.171	71.11	10.838	16:21:53.981
2 -	36.794	51.657	26.666	1:55.117	76.09	2.784	16:23:49.098
3 -	36.083	52.163	26.197	1:54.443 **(3)**	76.54	2.110	16:25:43.541
4 -	***35.539***	51.495	26.489	1:53.523 **(2)**	77.16	1.190	16:27:37.064
5 -	35.849	***50.435***	***26.049***	***1:52.333*** **(1)**	***77.98***		***16:29:29.397***

P18 24 F2 WILBY / BAILEY

BHR Honda - Leeds Parcel Company Ltd

IDEAL LAP TIME : 1:53.348 BEST LAP TIME : 1:53.974 DIFFERENCE : 0.626

LAP	SECTOR 1	SECTOR 2	SECTOR 3	LAP TIME	MPH	DIFF	TIME OF DAY
1 -		51.728	***26.601***	2:02.142	71.71	8.168	16:21:52.952
2 -	36.058	***51.129***	26.795	1:53.982 **(2)**	76.85	0.008	16:23:46.934
3 -	36.322	51.826	26.851	1:54.999 **(3)**	76.17	1.025	16:25:41.933
4 -	***35.618***	51.305	27.051	***1:53.974*** **(1)**	***76.85***		***16:27:35.907***
5 -	36.342	52.184	27.039	1:55.565	75.80	1.591	16:29:31.472

P19 20 F2 TAYLOR / FIELD

Ireson Honda - SystemsAv

IDEAL LAP TIME : 1:52.490 BEST LAP TIME : 1:52.838 DIFFERENCE : 0.348

LAP	SECTOR 1	SECTOR 2	SECTOR 3	LAP TIME	MPH	DIFF	TIME OF DAY
1 -		53.299	27.467	2:05.167	69.98	12.329	16:21:55.977
2 -	35.975	52.202	27.205	1:55.382	75.92	2.544	16:23:51.359
3 -	***35.143***	52.008	26.636	1:53.787 **(3)**	76.98	0.949	16:25:45.146
4 -	35.491	***50.951***	***26.396***	***1:52.838*** **(1)**	***77.63***		***16:27:37.984***
5 -	35.641	51.121	26.782	1:53.544 **(2)**	77.14	0.706	16:29:31.528

Weather / Track : Cloudy / Dry

Brands Hatch GP
Circuit Length = 2.4332 miles
Start: 16:19 Flag 16:28 End: 16:30

BMCRC - MRO Championships 2016 - Rnd 8 @ Brands Hatch GP

RKB/BMCRC F1 & F2 Sidecars

RACE 11 - SECTOR ANALYSIS

SECTOR 1 = FL to I1, SECTOR 2 = I1 to I2, SECTOR 3 = I2 to FL, DIFF = Difference To Personal Best Lap

P20 121 F1 LAWRENCE / HART LCR Yamaha -

IDEAL LAP TIME : 1:53.970 BEST LAP TIME : 1:53.970 DIFFERENCE : 0.000

LAP	SECTOR 1	SECTOR 2	SECTOR 3	LAP TIME	MPH	DIFF	TIME OF DAY
1 -		52.248	27.520	2:05.624	69.73	11.654	16:21:56.434
2 -	38.077	52.762	27.116	1:57.955	74.26	3.985	16:23:54.389
3 -	37.273	51.824	26.855	1:55.952 (3)	75.54	1.982	16:25:50.341
4 -	***36.099***	***51.335***	***26.536***	***1:53.970*** **(1)**	***76.86***		***16:27:44.311***
5 -	36.304	52.133	26.668	1:55.105 (2)	76.10	1.135	16:29:39.416

P21 113 F1 RESTALL / PITT RCN Yamaha - RCN Engineering

IDEAL LAP TIME : 1:52.096 BEST LAP TIME : 1:53.096 DIFFERENCE : 1.000

LAP	SECTOR 1	SECTOR 2	SECTOR 3	LAP TIME	MPH	DIFF	TIME OF DAY
1 -		53.593	26.790	2:19.478	62.80	26.382	16:22:10.288
2 -	37.881	53.805	26.537	1:58.223	74.09	5.127	16:24:08.511
3 -	37.840	51.194	***26.073***	1:55.107 (3)	76.10	2.011	16:26:03.618
4 -	***36.139***	***49.884***	27.073	***1:53.096*** **(1)**	***77.45***		***16:27:56.714***
5 -	36.828	51.214	26.214	1:54.256 (2)	76.66	1.160	16:29:50.970

P22 19 F1 MacBRIDE / WILKINSON DDR Suzuki -

IDEAL LAP TIME : 2:09.668 BEST LAP TIME : 2:11.210 DIFFERENCE : 1.542

LAP	SECTOR 1	SECTOR 2	SECTOR 3	LAP TIME	MPH	DIFF	TIME OF DAY
1 -		***59.164***	***29.727***	2:18.933	63.05	7.723	16:22:09.743
2 -	41.004	1:00.775	29.911	2:11.690 (2)	66.51	0.480	16:24:21.433
3 -	42.618	1:00.030	30.391	2:13.039 (3)	65.84	1.829	16:26:34.472
4 -	***40.777***	1:00.031	30.402	***2:11.210*** **(1)**	***66.76***		***16:28:45.682***

P23 71 F2 SCHOFIELD / EDWARDS Honda Ireson - the sand witch food company

IDEAL LAP TIME : 1:51.235 BEST LAP TIME : 1:51.733 DIFFERENCE : 0.498

LAP	SECTOR 1	SECTOR 2	SECTOR 3	LAP TIME	MPH	DIFF	TIME OF DAY
1 -		50.722	26.687	2:00.378	72.76	8.645	16:21:51.188
2 -	***34.753***	51.126	26.770	1:52.649 (3)	77.76	0.916	16:23:43.837
3 -	35.551	49.991	26.726	1:52.268 (2)	78.02	0.535	16:25:36.105
4 -	35.251	***49.962***	***26.520***	***1:51.733*** **(1)**	***78.39***		***16:27:27.838***

P24 35 F2 REEVES / CHRISTIE Suzuki DDM - Reeves water services

IDEAL LAP TIME : 1:42.213 BEST LAP TIME : 1:42.319 DIFFERENCE : 0.106

LAP	SECTOR 1	SECTOR 2	SECTOR 3	LAP TIME	MPH	DIFF	TIME OF DAY
1 -		46.061	25.035	1:48.434 (3)	80.78	6.115	16:21:39.244
2 -	***32.057***	45.892	24.628	1:42.577 (2)	85.39	0.258	16:23:21.821
3 -	32.163	***45.639***	***24.517***	***1:42.319*** **(1)**	***85.61***		***16:25:04.140***

P25 75 F1 CLARKE / CLARKE -

IDEAL LAP TIME : 1:56.832 BEST LAP TIME : 1:57.706 DIFFERENCE : 0.874

LAP	SECTOR 1	SECTOR 2	SECTOR 3	LAP TIME	MPH	DIFF	TIME OF DAY
1 -		56.136	28.177	2:15.076 (3)	64.85	17.370	16:22:05.886
2 -	***36.737***	52.925	***28.044***	***1:57.706*** **(1)**	***74.42***		***16:24:03.592***
3 -	37.006	52.335	28.639	1:57.980 (2)	74.24	0.274	16:26:01.572

Weather / Track : Cloudy / Dry

Brands Hatch GP
Circuit Length = 2.4332 miles
Start: 16:19 Flag 16:28 End: 16:30

BMCRC - MRO Championships 2016 - Rnd 8 @ Brands Hatch GP

RKB/BMCRC F1 & F2 Sidecars

RACE 11 - BEST SECTORS

	SECTOR 1			SECTOR 2			SECTOR 3			IDEAL / BEST COMPARISON					
POS	NO	NAME	TIME	NO	NAME	TIME	NO	NAME	TIME	POS	NO	NAME	IDEAL	BEST	DIFF
												PERFECT LAP	1:36.387		
1	5	BIGGS / RANSLEY	30.412	5	BIGGS / RANSLEY	43.132	5	BIGGS / RANSLEY	22.843	1	5	BIGGS / RANSLEY	1:36.387	1:36.677	0.290
2	3	JAMES / TRITTON	31.124	3	JAMES / TRITTON	43.233	3	JAMES / TRITTON	23.191	2	3	JAMES / TRITTON	1:37.548	1:37.670	0.122
3	114	SMITH / ANDERSO	31.302	114	SMITH / ANDERSO	43.498	114	SMITH / ANDERSO	23.325	3	114	SMITH / ANDERSON	1:38.125	1:38.352	0.227
4	25	MacLAURIN / ENGL	31.341	25	MacLAURIN / ENGL	44.358	25	MacLAURIN / ENGL	23.742	4	25	MacLAURIN / ENGLIS	1:39.441	1:39.708	0.267
5	188	M & R VANNIEUWE	31.973	92	HILDIGE / HILDIGE	45.102	92	HILDIGE / HILDIGE	23.986	5	92	HILDIGE / HILDIGE	1:41.821	1:42.009	0.188
6	35	REEVES / CHRISTI	32.057	35	REEVES / CHRISTI	45.639	35	REEVES / CHRISTI	24.517	6	35	REEVES / CHRISTIE	1:42.213	1:42.319	0.106
7	11	GILBERT / MORGA	32.405	8	ILARIA / SAUNDER	45.922	8	ILARIA / SAUNDER	24.564	7	188	M & R VANNIEUWEN	1:43.019	1:43.320	0.301
8	92	HILDIGE / HILDIGE	32.733	11	GILBERT / MORGA	46.025	188	M & R VANNIEUWE	24.628	8	8	ILARIA / SAUNDERS	1:43.233	1:43.233	0.000
9	8	ILARIA / SAUNDER	32.747	188	M & R VANNIEUWE	46.418	34	CHRISTIE / CHRIST	24.672	9	11	GILBERT / MORGAN	1:43.277	1:43.835	0.558
10	34	CHRISTIE / CHRIST	32.931	34	CHRISTIE / CHRIST	46.591	55	HIRST / SCHOFIEL	24.682	10	34	CHRISTIE / CHRISTIE	1:44.194	1:44.763	0.569
11	32	LUMLEY / WHITNAI	33.153	55	HIRST / SCHOFIEL	46.628	11	GILBERT / MORGA	24.847	11	55	HIRST / SCHOFIELD	1:44.839	1:44.902	0.063
12	88	LONGMORE / LON	33.483	88	LONGMORE / LON	47.613	32	LUMLEY / WHITNAI	24.926	12	88	LONGMORE / LONGI	1:46.790	1:47.129	0.339
13	55	HIRST / SCHOFIEL	33.529	17	SCHOFIELD / LOW	48.523	17	SCHOFIELD / LOW	25.183	13	32	LUMLEY / WHITNALL	1:46.934	1:47.464	0.530
14	17	SCHOFIELD / LOW	33.569	14	HANDCOCK / EDW	48.746	14	HANDCOCK / EDW	25.633	14	17	SCHOFIELD / LOWTH	1:47.275	1:47.697	0.422
15	37	MORPHET / HALLIE	33.834	32	LUMLEY / WHITNAI	48.855	88	LONGMORE / LON	25.694	15	14	HANDCOCK / EDWAI	1:48.382	1:48.598	0.216
16	14	HANDCOCK / EDW	34.003	37	MORPHET / HALLIE	49.241	37	MORPHET / HALLIE	25.700	16	37	MORPHET / HALLIBU	1:48.775	1:48.775	0.000
17	71	SCHOFIELD / EDW	34.753	67	PETTMAN / JEFFRI	49.844	67	PETTMAN / JEFFRI	25.964	17	67	PETTMAN / JEFFREY	1:50.738	1:50.904	0.166
18	67	PETTMAN / JEFFRI	34.930	113	RESTALL / PITT	49.884	60	REEVES / PAYNE	26.049	18	71	SCHOFIELD / EDWAI	1:51.235	1:51.733	0.498
19	20	TAYLOR / FIELD	35.143	71	SCHOFIELD / EDW	49.962	113	RESTALL / PITT	26.073	19	60	REEVES / PAYNE	1:52.023	1:52.333	0.310
20	60	REEVES / PAYNE	35.539	60	REEVES / PAYNE	50.435	20	TAYLOR / FIELD	26.396	20	113	RESTALL / PITT	1:52.096	1:53.096	1.000
21	24	WILBY / BAILEY	35.618	20	TAYLOR / FIELD	50.951	71	SCHOFIELD / EDW	26.520	21	20	TAYLOR / FIELD	1:52.490	1:52.838	0.348
22	121	LAWRENCE / HART	36.099	24	WILBY / BAILEY	51.129	121	LAWRENCE / HART	26.536	22	24	WILBY / BAILEY	1:53.348	1:53.974	0.626
23	113	RESTALL / PITT	36.139	121	LAWRENCE / HART	51.335	24	WILBY / BAILEY	26.601	23	121	LAWRENCE / HART	1:53.970	1:53.970	0.000
24	75	CLARKE / CLARKE	36.737	75	CLARKE / CLARKE	52.051	75	CLARKE / CLARKE	28.044	24	75	CLARKE / CLARKE	1:56.832	1:57.706	0.874
25	19	MacBRIDE / WILKIN	40.777	19	MacBRIDE / WILKIN	59.164	19	MacBRIDE / WILKIN	29.727	25	19	MacBRIDE / WILKINS	2:09.668	2:11.210	1.542
26															

Weather / Track : Cloudy / Dry

Brands Hatch GP
Circuit Length = 2.4332 miles
Start: 16:19 Flag 16:28 End: 16:30

Results can be found at www.tsl-timing.com

Printed - 16:31 Saturday, 20 August 2016

BMCRC - MRO Championships 2016 - Rnd 8 @ Brands Hatch GP

RKB/BMCRC F1 & F2 Sidecars

RACE 22 - CLASSIFICATION

POS	NO	CL	PIC	NAME	ENTRY	LAPS	TIME	GAP	DIFF	MPH	BEST	ON
1	**25**	F1	1	MacLAURIN / ENGLISH	LCR Yamaha - Blue Group / AMR / Fielder	**4**	6:28.747			90.13	**1:35.587**	3
2	**5**	F1	2	BIGGS / RANSLEY	LCR Suzuki -	**4**	6:34.518	**5.771**	5.771	88.81	**1:36.525**	3
3	**114**	F1	3	SMITH / ANDERSON	LCR Suzuki -	**4**	6:41.990	**13.243**	7.472	87.16	**1:38.406**	3
4	**92**	F1	4	HILDIGE / HILDIGE	LCR Suzuki -	**4**	6:52.498	**23.751**	10.508	84.94	**1:41.530**	2
5	**55**	F1	5	HIRST / SCHOFIELD	LCR Suzuki - Leeds Parcel Company	**4**	6:55.493	**26.746**	2.995	84.33	**1:41.910**	4
6	**34**	F1	6	CHRISTIE / CHRISTIE	LCR Honda - Christie Engineering Services	**4**	6:55.975	**27.228**	0.482	84.23	**1:41.885**	4
7	**11**	F2	1	GILBERT / MORGAN	Shelbourne Yamaha -	**4**	6:57.180	**28.433**	1.205	83.99	**1:42.325**	4
8	**188**	F2	2	M & R VANNIEUWENHUYSE	Shelbourne Honda - Norton Owners club Flanders E	**4**	6:58.111	**29.364**	0.931	83.80	**1:42.749**	4
9	**35**	F2	3	REEVES / CHRISTIE	Suzuki DDM - Reeves water services	**4**	7:01.276	**32.529**	3.165	83.17	**1:42.077**	3
10	**32**	F2	4	LUMLEY / WHITNALL	Lumley LUM007 -	**4**	7:11.633	**42.886**	10.357	81.17	**1:45.361**	2
11	**17**	F2	5	SCHOFIELD / LOWTHER	Windle Suzuki - Witch eLiquid	**4**	7:13.665	**44.918**	2.032	80.79	**1:46.186**	2
12	**37**	F2	6	MORPHET / HALLIBURTON	LCR Suzuki -	**4**	7:13.908	**45.161**	0.243	80.75	**1:45.812**	4
13	**88**	F2	7	LONGMORE / LONGMORE	DMR Honda -	**4**	7:15.137	**46.390**	1.229	80.52	**1:45.645**	3
14	**67**	F1	7	PETTMAN / JEFFREY	Windle Suzuki - MJP racing	**4**	7:21.568	**52.821**	6.431	79.35	**1:47.660**	2
15	**118**	F1	8	BICKNELL / HAYNES	LCR Kawasaki -	**4**	7:30.157	**1:01.410**	8.589	77.83	**1:47.132**	4
16	**60**	F2	8	REEVES / PAYNE	LCR Suzuki - Reeves water services	**4**	7:30.265	**1:01.518**	0.108	77.81	**1:50.463**	4
17	**121**	F1	9	LAWRENCE / HART	LCR Yamaha -	**4**	7:33.354	**1:04.607**	3.089	77.28	**1:50.398**	2
18	**71**	F2	9	SCHOFIELD / EDWARDS	Honda Ireson - the sand witch food company	**4**	7:37.040	**1:08.293**	3.686	76.66	**1:51.074**	4
19	**113**	F1	10	RESTALL / PITT	RCN Yamaha - RCN Engineering	**4**	7:38.048	**1:09.301**	1.008	76.49	**1:49.697**	4
20	**20**	F2	10	TAYLOR / FIELD	Ireson Honda - SystemsAv	**4**	7:39.672	**1:10.925**	1.624	76.22	**1:51.619**	4
21	**24**	F2	11	WILBY / BAILEY	BHR Honda - Leeds Parcel Company Ltd	**4**	7:39.870	**1:11.123**	0.198	76.19	**1:52.949**	2
22	**19**	F1	11	MacBRIDE / WILKINSON	DDR Suzuki -	**3**	6:33.821	**1 Lap**	1 Lap	66.72	**2:08.971**	3
					NOT CLASSIFIED							
DNF	**31**	F1		MUNRO / PETTMAN	Windle Suzuki -	**2**	3:42.463	**2 Laps**	1 Lap	78.75	**1:44.057**	2
DNF	**14**	F2		HANDCOCK / EDWARDS	Baker Honda -	**0**						

FASTEST LAP

25	F1	MacLAURIN / ENGLISH	LCR Yamaha - Blue Group / AMR / Fielder	**3**	1:35.587	91.64 mph	147.48 kph
35	F2	REEVES / CHRISTIE	Suzuki DDM - Reeves water services	**3**	1:42.077	85.81 mph	138.10 kph

Class F1 - 90% of Race Speed = 81.11 mph
Class F2 - 90% of Race Speed = 75.59 mph

Brands Hatch GP
Circuit Length = 2.4332 miles
Start: 11:15 Flag 11:21 End: 11:23

Weather / Track : Cloudy / Dry
These results are provisional until the conclusion of any judicial and technical matters.

Clerk Of Course :		Timekeeper :

Results can be found at www.tsl-timing.com

Printed - 11:23 Sunday, 21 August 2016

BMCRC - MRO Championships 2016 - Rnd 8 @ Brands Hatch GP

RKB/BMCRC F1 & F2 Sidecars

RACE 22 - LAP CHART

LAP 1 @ 11:17:07.284

NO	BEHIND	LAP TIME
25		1:40.746
5	2.060	1:42.806
114	3.361	1:44.107
92	4.219	1:44.965
55	7.585	1:48.331
11	7.722	1:48.468
188	8.543	1:49.289
34	8.943	1:49.689
32	12.344	1:53.090
17	13.276	1:54.022
35	13.424	1:54.170
37	14.132	1:54.878
88	14.607	1:55.353
67	15.626	1:56.372
60	17.621	1:58.367
24	17.654	1:58.400
31	17.660	1:58.406
71	20.405	2:01.151
121	20.436	2:01.182
118	20.849	2:01.595
20	21.999	2:02.745
113	23.408	2:04.154
19	34.647	2:15.393

LAP 2 @ 11:18:43.378

NO	BEHIND	LAP TIME
25		1:36.094
5	3.650	1:37.684
114	7.789	1:40.522
92	9.655	1:41.530
55	14.153	1:42.662
11	15.087	1:43.459
34	15.241	1:42.392
188	15.765	1:43.316
35	20.273	1:42.943
32	21.611	1:45.361
17	23.368	1:46.186
37	25.150	1:47.112
31	25.623	1:44.057
88	26.516	1:48.003
67	27.192	1:47.660
60	32.201	1:50.674
24	34.509	1:52.949
121	34.740	1:50.398
71	35.741	1:51.430
118	35.912	1:51.157
20	38.416	1:52.511
113	39.832	1:52.518
19	1:08.010	2:09.457

LAP 3 @ 11:20:18.965

NO	BEHIND	LAP TIME
25		1:35.587
5	4.588	1:36.525
114	10.608	1:38.406
92	16.209	1:42.141
55	21.156	1:42.590
34	21.663	1:42.009
11	22.428	1:42.928
188	22.935	1:42.757
35	26.763	1:42.077
32	32.412	1:46.388
17	34.465	1:46.684
37	35.669	1:46.106
88	36.574	1:45.645
67	39.280	1:47.675
60	47.375	1:50.761
121	50.461	1:51.308
118	50.598	1:50.273
24	53.070	1:54.148
71	53.539	1:53.385
20	55.626	1:52.797
113	55.924	1:51.679

LAP 4 @ 11:21:55.285

NO	BEHIND	LAP TIME
25		1:36.320
19	1 Lap	2:08.971
5	5.771	1:37.503
114	13.243	1:38.955
92	23.751	1:43.862
55	26.746	1:41.910
34	27.228	1:41.885
11	28.433	1:42.325
188	29.364	1:42.749
35	32.529	1:42.086
32	42.886	1:46.794
17	44.918	1:46.773
37	45.161	1:45.812
88	46.390	1:46.136
67	52.821	1:49.861
118	1:01.410	1:47.132
60	1:01.518	1:50.463
121	1:04.607	1:50.466
71	1:08.293	1:51.074
113	1:09.301	1:49.697
20	1:10.925	1:51.619
24	1:11.123	1:54.373

Weather / Track : Cloudy / Dry

Brands Hatch GP
Circuit Length = 2.4332 miles
Start: 11:15 Flag 11:21 End: 11:23

Results can be found at www.tsl-timing.com

Printed - 11:24 Sunday, 21 August 2016

BMCRC - MRO Championships 2016 - Rnd 8 @ Brands Hatch GP

RKB/BMCRC F1 & F2 Sidecars

RACE 22 - SECTOR ANALYSIS

SECTOR 1 = FL to I1, SECTOR 2 = I1 to I2, SECTOR 3 = I2 to FL, DIFF = Difference To Personal Best Lap

P1 25 F1 MacLAURIN / ENGLISH LCR Yamaha - Blue Group / AMR / Fielder

IDEAL LAP TIME : 1:35.520 BEST LAP TIME : 1:35.587 DIFFERENCE : 0.067

LAP	SECTOR 1	SECTOR 2	SECTOR 3	LAP TIME	MPH	DIFF	TIME OF DAY
1 -		42.869	23.120	1:40.746	86.94	5.159	11:17:07.284
2 -	30.606	***42.651***	***22.837***	1:36.094 **(2)**	91.15	0.507	11:18:43.378
3 -	30.045	42.685	22.857	***1:35.587*** **(1)**	***91.64***		***11:20:18.965***
4 -	***30.032***	43.068	23.220	1:36.320 **(3)**	90.94	0.733	11:21:55.285

P2 5 F1 BIGGS / RANSLEY LCR Suzuki -

IDEAL LAP TIME : 1:36.459 BEST LAP TIME : 1:36.525 DIFFERENCE : 0.066

LAP	SECTOR 1	SECTOR 2	SECTOR 3	LAP TIME	MPH	DIFF	TIME OF DAY
1 -		43.788	23.297	1:42.806	85.20	6.281	11:17:09.344
2 -	30.921	43.395	23.368	1:37.684 **(3)**	89.67	1.159	11:18:47.028
3 -	30.439	***43.201***	***22.885***	***1:36.525*** **(1)**	***90.75***		***11:20:23.553***
4 -	***30.373***	43.801	23.329	1:37.503 **(2)**	89.84	0.978	11:22:01.056

P3 114 F1 SMITH / ANDERSON LCR Suzuki -

IDEAL LAP TIME : 1:38.106 BEST LAP TIME : 1:38.406 DIFFERENCE : 0.300

LAP	SECTOR 1	SECTOR 2	SECTOR 3	LAP TIME	MPH	DIFF	TIME OF DAY
1 -		43.760	***23.200***	1:44.107	84.14	5.701	11:17:10.645
2 -	31.515	45.720	23.287	1:40.522 **(3)**	87.14	2.116	11:18:51.167
3 -	***31.259***	***43.647***	23.500	***1:38.406*** **(1)**	***89.01***		***11:20:29.573***
4 -	31.410	44.005	23.540	1:38.955 **(2)**	88.52	0.549	11:22:08.528

P4 92 F1 HILDIGE / HILDIGE LCR Suzuki -

IDEAL LAP TIME : 1:39.892 BEST LAP TIME : 1:41.530 DIFFERENCE : 1.638

LAP	SECTOR 1	SECTOR 2	SECTOR 3	LAP TIME	MPH	DIFF	TIME OF DAY
1 -		***44.384***	***23.707***	1:44.965	83.45	3.435	11:17:11.503
2 -	***31.801***	45.408	24.321	***1:41.530*** **(1)**	***86.27***		***11:18:53.033***
3 -	32.701	44.947	24.493	1:42.141 **(2)**	85.76	0.611	11:20:35.174
4 -	32.435	46.217	25.210	1:43.862 **(3)**	84.34	2.332	11:22:19.036

P5 55 F1 HIRST / SCHOFIELD LCR Suzuki - Leeds Parcel Company

IDEAL LAP TIME : 1:41.833 BEST LAP TIME : 1:41.910 DIFFERENCE : 0.077

LAP	SECTOR 1	SECTOR 2	SECTOR 3	LAP TIME	MPH	DIFF	TIME OF DAY
1 -		46.168	24.111	1:48.331	80.86	6.421	11:17:14.869
2 -	33.007	***45.330***	24.325	1:42.662 **(3)**	85.32	0.752	11:18:57.531
3 -	32.673	45.720	24.197	1:42.590 **(2)**	85.38	0.680	11:20:40.121
4 -	***32.496***	45.407	***24.007***	***1:41.910*** **(1)**	***85.95***		***11:22:22.031***

P6 34 F1 CHRISTIE / CHRISTIE LCR Honda - Christie Engineering Services

IDEAL LAP TIME : 1:41.645 BEST LAP TIME : 1:41.885 DIFFERENCE : 0.240

LAP	SECTOR 1	SECTOR 2	SECTOR 3	LAP TIME	MPH	DIFF	TIME OF DAY
1 -		46.217	24.513	1:49.689	79.86	7.804	11:17:16.227
2 -	32.577	***45.137***	24.678	1:42.392 **(3)**	85.55	0.507	11:18:58.619
3 -	32.295	45.358	***24.356***	1:42.009 **(2)**	85.87	0.124	11:20:40.628
4 -	***32.152***	45.300	24.433	***1:41.885*** **(1)**	***85.97***		***11:22:22.513***

P7 11 F2 GILBERT / MORGAN Shelbourne Yamaha -

IDEAL LAP TIME : 1:42.250 BEST LAP TIME : 1:42.325 DIFFERENCE : 0.075

LAP	SECTOR 1	SECTOR 2	SECTOR 3	LAP TIME	MPH	DIFF	TIME OF DAY
1 -		45.790	24.887	1:48.468	80.75	6.143	11:17:15.006
2 -	***32.028***	46.218	25.213	1:43.459 **(3)**	84.66	1.134	11:18:58.465
3 -	32.371	45.794	24.763	1:42.928 **(2)**	85.10	0.603	11:20:41.393
4 -	32.103	***45.535***	***24.687***	***1:42.325*** **(1)**	***85.60***		***11:22:23.718***

Weather / Track : Cloudy / Dry

Brands Hatch GP
Circuit Length = 2.4332 miles
Start: 11:15 Flag 11:21 End: 11:23

BMCRC - MRO Championships 2016 - Rnd 8 @ Brands Hatch GP

RKB/BMCRC F1 & F2 Sidecars

RACE 22 - SECTOR ANALYSIS

SECTOR 1 = FL to I1, SECTOR 2 = I1 to I2, SECTOR 3 = I2 to FL, DIFF = Difference To Personal Best Lap

P8 188 F2 M & R VANNIEUWENHUYSE Shelbourne Honda - Norton Owners club Flanders Branch

IDEAL LAP TIME : 1:42.464 BEST LAP TIME : 1:42.749 DIFFERENCE : 0.285

LAP	SECTOR 1	SECTOR 2	SECTOR 3	LAP TIME	MPH	DIFF	TIME OF DAY
1 -		46.093	24.711	1:49.289	80.15	6.540	11:17:15.827
2 -	32.344	46.189	24.783	1:43.316 (3)	84.78	0.567	11:18:59.143
3 -	32.317	45.780	***24.660***	1:42.757 (2)	85.24	0.008	11:20:41.900
4 -	***32.235***	***45.569***	24.945	***1:42.749*** (1)	***85.25***		***11:22:24.649***

P9 35 F2 REEVES / CHRISTIE Suzuki DDM - Reeves water services

IDEAL LAP TIME : 1:41.840 BEST LAP TIME : 1:42.077 DIFFERENCE : 0.237

LAP	SECTOR 1	SECTOR 2	SECTOR 3	LAP TIME	MPH	DIFF	TIME OF DAY
1 -		47.515	24.640	1:54.170	76.72	12.093	11:17:20.708
2 -	32.350	45.966	24.627	1:42.943 (3)	85.09	0.866	11:19:03.651
3 -	31.846	***45.661***	24.570	***1:42.077*** (1)	***85.81***		***11:20:45.728***
4 -	***31.744***	45.907	***24.435***	1:42.086 (2)	85.80	0.009	11:22:27.814

P10 32 F2 LUMLEY / WHITNALL Lumley LUM007 -

IDEAL LAP TIME : 1:45.361 BEST LAP TIME : 1:45.361 DIFFERENCE : 0.000

LAP	SECTOR 1	SECTOR 2	SECTOR 3	LAP TIME	MPH	DIFF	TIME OF DAY
1 -		48.112	25.004	1:53.090	77.45	7.729	11:17:19.628
2 -	***32.924***	***47.585***	***24.852***	***1:45.361*** (1)	***83.14***		***11:19:04.989***
3 -	33.459	47.695	25.234	1:46.388 (2)	82.33	1.027	11:20:51.377
4 -	33.087	48.794	24.913	1:46.794 (3)	82.02	1.433	11:22:38.171

P11 17 F2 SCHOFIELD / LOWTHER Windle Suzuki - Witch eLiquid

IDEAL LAP TIME : 1:45.992 BEST LAP TIME : 1:46.186 DIFFERENCE : 0.194

LAP	SECTOR 1	SECTOR 2	SECTOR 3	LAP TIME	MPH	DIFF	TIME OF DAY
1 -		48.503	25.341	1:54.022	76.82	7.836	11:17:20.560
2 -	***33.530***	***47.275***	25.381	***1:46.186*** (1)	***82.49***		***11:19:06.746***
3 -	33.843	47.654	***25.187***	1:46.684 (2)	82.11	0.498	11:20:53.430
4 -	33.570	47.851	25.352	1:46.773 (3)	82.04	0.587	11:22:40.203

P12 37 F2 MORPHET / HALLIBURTON LCR Suzuki -

IDEAL LAP TIME : 1:45.679 BEST LAP TIME : 1:45.812 DIFFERENCE : 0.133

LAP	SECTOR 1	SECTOR 2	SECTOR 3	LAP TIME	MPH	DIFF	TIME OF DAY
1 -		48.788	25.279	1:54.878	76.25	9.066	11:17:21.416
2 -	34.543	***47.690***	24.879	1:47.112 (3)	81.78	1.300	11:19:08.528
3 -	33.406	47.865	24.835	1:46.106 (2)	82.55	0.294	11:20:54.634
4 -	***33.227***	47.823	***24.762***	***1:45.812*** (1)	***82.78***		***11:22:40.446***

P13 88 F2 LONGMORE / LONGMORE DMR Honda -

IDEAL LAP TIME : 1:45.561 BEST LAP TIME : 1:45.645 DIFFERENCE : 0.084

LAP	SECTOR 1	SECTOR 2	SECTOR 3	LAP TIME	MPH	DIFF	TIME OF DAY
1 -		49.224	25.511	1:55.353	75.93	9.708	11:17:21.891
2 -	33.814	48.253	25.936	1:48.003 (3)	81.10	2.358	11:19:09.894
3 -	***32.916***	47.262	***25.467***	***1:45.645*** (1)	***82.91***		***11:20:55.539***
4 -	33.102	***47.178***	25.856	1:46.136 (2)	82.53	0.491	11:22:41.675

P14 67 F1 PETTMAN / JEFFREY Windle Suzuki - MJP racing

IDEAL LAP TIME : 1:47.119 BEST LAP TIME : 1:47.660 DIFFERENCE : 0.541

LAP	SECTOR 1	SECTOR 2	SECTOR 3	LAP TIME	MPH	DIFF	TIME OF DAY
1 -		49.235	25.743	1:56.372	75.27	8.712	11:17:22.910
2 -	33.931	***47.912***	25.817	***1:47.660*** (1)	***81.36***		***11:19:10.570***
3 -	34.067	48.161	***25.447***	1:47.675 (2)	81.35	0.015	11:20:58.245
4 -	***33.760***	49.585	26.516	1:49.861 (3)	79.73	2.201	11:22:48.106

Weather / Track : Cloudy / Dry

Brands Hatch GP
Circuit Length = 2.4332 miles
Start: 11:15 Flag 11:21 End: 11:23

BMCRC - MRO Championships 2016 - Rnd 8 @ Brands Hatch GP

RKB/BMCRC F1 & F2 Sidecars

RACE 22 - SECTOR ANALYSIS

SECTOR 1 = FL to I1, SECTOR 2 = I1 to I2, SECTOR 3 = I2 to FL, DIFF = Difference To Personal Best Lap

P15 118 F1 BICKNELL / HAYNES LCR Kawasaki -

IDEAL LAP TIME : 1:47.132 BEST LAP TIME : 1:47.132 DIFFERENCE : 0.000

LAP	SECTOR 1	SECTOR 2	SECTOR 3	LAP TIME	MPH	DIFF	TIME OF DAY
1 -		51.193	26.121	2:01.595	72.04	14.463	11:17:28.133
2 -	34.948	49.774	26.435	1:51.157 (3)	78.80	4.025	11:19:19.290
3 -	35.269	49.271	25.733	1:50.273 (2)	79.43	3.141	11:21:09.563
4 -	***34.373***	***47.259***	***25.500***	***1:47.132 (1)***	***81.76***		***11:22:56.695***

P16 60 F2 REEVES / PAYNE LCR Suzuki - Reeves water services

IDEAL LAP TIME : 1:49.563 BEST LAP TIME : 1:50.463 DIFFERENCE : 0.900

LAP	SECTOR 1	SECTOR 2	SECTOR 3	LAP TIME	MPH	DIFF	TIME OF DAY
1 -		50.345	***25.389***	1:58.367	74.00	7.904	11:17:24.905
2 -	34.432	50.004	26.238	1:50.674 (2)	79.14	0.211	11:19:15.579
3 -	35.300	***49.751***	25.710	1:50.761 (3)	79.08	0.298	11:21:06.340
4 -	***34.423***	50.212	25.828	***1:50.463 (1)***	***79.30***		***11:22:56.803***

P17 121 F1 LAWRENCE / HART LCR Yamaha -

IDEAL LAP TIME : 1:50.051 BEST LAP TIME : 1:50.398 DIFFERENCE : 0.347

LAP	SECTOR 1	SECTOR 2	SECTOR 3	LAP TIME	MPH	DIFF	TIME OF DAY
1 -		51.106	26.153	2:01.182	72.28	10.784	11:17:27.720
2 -	***34.751***	49.486	26.161	***1:50.398 (1)***	***79.34***		***11:19:18.118***
3 -	35.979	***49.380***	25.949	1:51.308 (3)	78.69	0.910	11:21:09.426
4 -	34.996	49.550	***25.920***	1:50.466 (2)	79.29	0.068	11:22:59.892

P18 71 F2 SCHOFIELD / EDWARDS Honda Ireson - the sand witch food company

IDEAL LAP TIME : 1:50.362 BEST LAP TIME : 1:51.074 DIFFERENCE : 0.712

LAP	SECTOR 1	SECTOR 2	SECTOR 3	LAP TIME	MPH	DIFF	TIME OF DAY
1 -		50.440	26.929	2:01.151	72.30	10.077	11:17:27.689
2 -	***34.576***	50.422	***26.432***	1:51.430 (2)	78.61	0.356	11:19:19.119
3 -	35.719	50.928	26.738	1:53.385 (3)	77.25	2.311	11:21:12.504
4 -	35.239	***49.354***	26.481	***1:51.074 (1)***	***78.86***		***11:23:03.578***

P19 113 F1 RESTALL / PITT RCN Yamaha - RCN Engineering

IDEAL LAP TIME : 1:49.697 BEST LAP TIME : 1:49.697 DIFFERENCE : 0.000

LAP	SECTOR 1	SECTOR 2	SECTOR 3	LAP TIME	MPH	DIFF	TIME OF DAY
1 -		51.463	26.717	2:04.154	70.55	14.457	11:17:30.692
2 -	35.385	50.251	26.882	1:52.518 (3)	77.85	2.821	11:19:23.210
3 -	35.854	49.582	26.243	1:51.679 (2)	78.43	1.982	11:21:14.889
4 -	***34.620***	***49.480***	***25.597***	***1:49.697 (1)***	***79.85***		***11:23:04.586***

P20 20 F2 TAYLOR / FIELD Ireson Honda - SystemsAv

IDEAL LAP TIME : 1:51.411 BEST LAP TIME : 1:51.619 DIFFERENCE : 0.208

LAP	SECTOR 1	SECTOR 2	SECTOR 3	LAP TIME	MPH	DIFF	TIME OF DAY
1 -		52.668	26.554	2:02.745	71.36	11.126	11:17:29.283
2 -	35.485	***50.209***	26.817	1:52.511 (2)	77.85	0.892	11:19:21.794
3 -	34.927	50.971	26.899	1:52.797 (3)	77.66	1.178	11:21:14.591
4 -	***34.870***	50.417	***26.332***	***1:51.619 (1)***	***78.47***		***11:23:06.210***

P21 24 F2 WILBY / BAILEY BHR Honda - Leeds Parcel Company Ltd

IDEAL LAP TIME : 1:51.725 BEST LAP TIME : 1:52.949 DIFFERENCE : 1.224

LAP	SECTOR 1	SECTOR 2	SECTOR 3	LAP TIME	MPH	DIFF	TIME OF DAY
1 -		***49.971***	***26.294***	1:58.400	73.98	5.451	11:17:24.938
2 -	35.619	50.773	26.557	***1:52.949 (1)***	***77.55***		***11:19:17.887***
3 -	35.941	51.469	26.738	1:54.148 (2)	76.74	1.199	11:21:12.035
4 -	***35.460***	51.078	27.835	1:54.373 (3)	76.59	1.424	11:23:06.408

Weather / Track : Cloudy / Dry

Brands Hatch GP
Circuit Length = 2.4332 miles
Start: 11:15 Flag 11:21 End: 11:23

BMCRC - MRO Championships 2016 - Rnd 8 @ Brands Hatch GP

RKB/BMCRC F1 & F2 Sidecars

RACE 22 - SECTOR ANALYSIS

SECTOR 1 = FL to I1, SECTOR 2 = I1 to I2, SECTOR 3 = I2 to FL, DIFF = Difference To Personal Best Lap

P22 19 F1 MacBRIDE / WILKINSON DDR Suzuki -

IDEAL LAP TIME : 2:07.503 BEST LAP TIME : 2:08.971 DIFFERENCE : 1.468

LAP	SECTOR 1	SECTOR 2	SECTOR 3	LAP TIME	MPH	DIFF	TIME OF DAY
1 -		***57.278***	29.568	2:15.393 **(3)**	64.69	6.422	11:17:41.931
2 -	41.209	58.781	***29.467***	2:09.457 **(2)**	67.66	0.486	11:19:51.388
3 -	***40.758***	58.483	29.730	***2:08.971*** **(1)**	***67.92***		***11:22:00.359***

P23 31 F1 MUNRO / PETTMAN Windle Suzuki -

IDEAL LAP TIME : 1:43.638 BEST LAP TIME : 1:44.057 DIFFERENCE : 0.419

LAP	SECTOR 1	SECTOR 2	SECTOR 3	LAP TIME	MPH	DIFF	TIME OF DAY
1 -		48.881	25.815	1:58.406 **(2)**	73.98	14.349	11:17:24.944
2 -	32.337	***47.322***	***24.398***	***1:44.057*** **(1)**	***84.18***		***11:19:09.001***

Weather / Track : Cloudy / Dry

Brands Hatch GP
Circuit Length = 2.4332 miles
Start: 11:15 Flag 11:21 End: 11:23

BMCRC - MRO Championships 2016 - Rnd 8 @ Brands Hatch GP

RKB/BMCRC F1 & F2 Sidecars

RACE 22 - BEST SECTORS

		SECTOR 1			SECTOR 2			SECTOR 3	
POS	NO	NAME	TIME	NO	NAME	TIME	NO	NAME	TIME
1	25	MacLAURIN / ENGL	30.032	25	MacLAURIN / ENGL	42.651	25	MacLAURIN / ENGL	22.837
2	5	BIGGS / RANSLEY	30.373	5	BIGGS / RANSLEY	43.201	5	BIGGS / RANSLEY	22.885
3	114	SMITH / ANDERSO	31.259	114	SMITH / ANDERSO	43.647	114	SMITH / ANDERSO	23.200
4	35	REEVES / CHRISTI	31.744	92	HILDIGE / HILDIGE	44.384	92	HILDIGE / HILDIGE	23.707
5	92	HILDIGE / HILDIGE	31.801	34	CHRISTIE / CHRIST	45.137	55	HIRST / SCHOFIEL	24.007
6	31	MUNRO / PETTMAI	31.918	55	HIRST / SCHOFIEL	45.330	34	CHRISTIE / CHRIST	24.356
7	11	GILBERT / MORGA	32.028	11	GILBERT / MORGA	45.535	31	MUNRO / PETTMAI	24.398
8	34	CHRISTIE / CHRIST	32.152	188	M & R VANNIEUWE	45.569	35	REEVES / CHRISTI	24.435
9	188	M & R VANNIEUWE	32.235	35	REEVES / CHRISTI	45.661	188	M & R VANNIEUWE	24.660
10	55	HIRST / SCHOFIEL	32.496	88	LONGMORE / LON	47.178	11	GILBERT / MORGA	24.687
11	88	LONGMORE / LON	32.916	118	BICKNELL / HAYNE	47.259	37	MORPHET / HALLIE	24.762
12	32	LUMLEY / WHITNAI	32.924	17	SCHOFIELD / LOW	47.275	32	LUMLEY / WHITNAI	24.852
13	37	MORPHET / HALLIE	33.227	31	MUNRO / PETTMAI	47.322	17	SCHOFIELD / LOW	25.187
14	17	SCHOFIELD / LOW	33.530	32	LUMLEY / WHITNAI	47.585	60	REEVES / PAYNE	25.389
15	67	PETTMAN / JEFFRI	33.760	37	MORPHET / HALLIE	47.690	67	PETTMAN / JEFFRI	25.447
16	118	BICKNELL / HAYNE	34.373	67	PETTMAN / JEFFRI	47.912	88	LONGMORE / LON	25.467
17	60	REEVES / PAYNE	34.423	71	SCHOFIELD / EDW	49.354	118	BICKNELL / HAYNE	25.500
18	71	SCHOFIELD / EDW	34.576	121	LAWRENCE / HART	49.380	113	RESTALL / PITT	25.597
19	113	RESTALL / PITT	34.620	113	RESTALL / PITT	49.480	121	LAWRENCE / HART	25.920
20	121	LAWRENCE / HART	34.751	60	REEVES / PAYNE	49.751	24	WILBY / BAILEY	26.294
21	20	TAYLOR / FIELD	34.870	24	WILBY / BAILEY	49.971	20	TAYLOR / FIELD	26.332
22	24	WILBY / BAILEY	35.460	20	TAYLOR / FIELD	50.209	71	SCHOFIELD / EDW	26.432
23	19	MacBRIDE / WILKIN	40.758	19	MacBRIDE / WILKIN	57.278	19	MacBRIDE / WILKIN	29.467
24									

		IDEAL / BEST COMPARISON			
POS	NO	NAME	IDEAL	BEST	DIFF
		PERFECT LAP	1:35.520		
1	25	MacLAURIN / ENGLIS	1:35.520	1:35.587	0.067
2	5	BIGGS / RANSLEY	1:36.459	1:36.525	0.066
3	114	SMITH / ANDERSON	1:38.106	1:38.406	0.300
4	92	HILDIGE / HILDIGE	1:39.892	1:41.530	1.638
5	34	CHRISTIE / CHRISTIE	1:41.645	1:41.885	0.240
6	55	HIRST / SCHOFIELD	1:41.833	1:41.910	0.077
7	35	REEVES / CHRISTIE	1:41.840	1:42.077	0.237
8	11	GILBERT / MORGAN	1:42.250	1:42.325	0.075
9	188	M & R VANNIEUWEN	1:42.464	1:42.749	0.285
10	31	MUNRO / PETTMAN	1:43.638	1:44.057	0.419
11	32	LUMLEY / WHITNALL	1:45.361	1:45.361	0.000
12	88	LONGMORE / LONGI	1:45.561	1:45.645	0.084
13	37	MORPHET / HALLIBU	1:45.679	1:45.812	0.133
14	17	SCHOFIELD / LOWTH	1:45.992	1:46.186	0.194
15	67	PETTMAN / JEFFREY	1:47.119	1:47.660	0.541
16	118	BICKNELL / HAYNES	1:47.132	1:47.132	0.000
17	60	REEVES / PAYNE	1:49.563	1:50.463	0.900
18	113	RESTALL / PITT	1:49.697	1:49.697	0.000
19	121	LAWRENCE / HART	1:50.051	1:50.398	0.347
20	71	SCHOFIELD / EDWAI	1:50.362	1:51.074	0.712
21	20	TAYLOR / FIELD	1:51.411	1:51.619	0.208
22	24	WILBY / BAILEY	1:51.725	1:52.949	1.224
23	19	MacBRIDE / WILKINS	2:07.503	2:08.971	1.468

Weather / Track : Cloudy / Dry

Brands Hatch GP
Circuit Length = 2.4332 miles
Start: 11:15 Flag 11:21 End: 11:23

Results can be found at www.tsl-timing.com

Printed - 11:24 Sunday, 21 August 2016

RKB-F1 MOTORSPORT

BMCRC - MRO Championships 2016 - Rnd 8 @ Brands Hatch GP

RKB/BMCRC F1 & F2 Sidecars

RACE 11 - CLASSIFICATION

POS	NO	CL	PIC	NAME	ENTRY	LAPS	TIME	GAP	DIFF	MPH	BEST	ON
1	**5**	F1	1	BIGGS / RANSLEY	LCR Suzuki -	**5**	8:07.648			89.81	**1:35.830**	4
2	**3**	F1	2	JAMES / TRITTON	LCR Kawasaki - Difuria Contractors	**5**	8:11.425	**3.777**	3.777	89.12	**1:34.935**	4
3	**25**	F1	3	MacLAURIN / HOPE	LCR Yamaha - Blue Group / AMR / Fielder	**5**	8:11.764	**4.116**	0.339	89.06	**1:36.641**	4
4	**114**	F1	4	SMITH / ANDERSON	LCR Suzuki -	**5**	8:22.290	**14.642**	10.526	87.19	**1:38.280**	4
5	**92**	F1	5	HILDIGE / HILDIGE	LCR Suzuki -	**5**	8:28.920	**21.272**	6.630	86.06	**1:39.884**	2
6	**34**	F1	6	CHRISTIE / CHRISTIE	LCR Honda - Christie Engineering Services	**5**	8:33.692	**26.044**	4.772	85.26	**1:40.413**	5
7	**35**	F2	1	REEVES / CHRISTIE	Suzuki DDM - Reeves water services	**5**	8:34.229	**26.581**	0.537	85.17	**1:40.702**	5
8	**11**	F2	2	GILBERT / MORGAN	Shelbourne Yamaha -	**5**	8:40.288	**32.640**	6.059	84.18	**1:42.134**	2
9	**55**	F1	7	HIRST / SCHOFIELD	LCR Suzuki - Leeds Parcel Company	**5**	8:42.372	**34.724**	2.084	83.84	**1:42.289**	5
10	**31**	F1	8	MUNRO / PETTMAN	Windle Suzuki -	**5**	8:43.422	**35.774**	1.050	83.67	**1:41.416**	5
11	**188**	F2	3	M & R VANNIEUWENHUYSE	Shelbourne Honda - Norton Owners club Flanders E	**5**	8:44.258	**36.610**	0.836	83.54	**1:42.546**	3
12	**17**	F2	4	SCHOFIELD / LOWTHER	Windle Suzuki - Witch eLiquid	**5**	8:59.648	**52.000**	15.390	81.16	**1:46.045**	2
13	**32**	F2	5	LUMLEY / WHITNALL	Lumley LUM007 -	**5**	9:02.237	**54.589**	2.589	80.77	**1:46.166**	2
14	**88**	F2	6	LONGMORE / LONGMORE	DMR Honda -	**5**	9:03.376	**55.728**	1.139	80.60	**1:46.281**	2
15	**14**	F2	7	HANDCOCK / EDWARDS	Baker Honda -	**5**	9:08.629	**1:00.981**	5.253	79.83	**1:47.267**	4
16	**67**	F1	9	PETTMAN / JEFFREY	Windle Suzuki - MJP racing	**5**	9:11.184	**1:03.536**	2.555	79.46	**1:48.004**	2
17	**71**	F2	8	SCHOFIELD / EDWARDS	Honda Ireson - the sand witch food company	**5**	9:23.296	**1:15.648**	12.112	77.75	**1:49.100**	5
18	**60**	F2	9	REEVES / PAYNE	LCR Suzuki - Reeves water services	**5**	9:24.511	**1:16.863**	1.215	77.58	**1:50.641**	5
19	**113**	F1	10	RESTALL / PITT	RCN Yamaha - RCN Engineering	**5**	9:24.593	**1:16.945**	0.082	77.57	**1:49.898**	5
20	**24**	F2	10	WILBY / BAILEY	BHR Honda - Leeds Parcel Company Ltd	**5**	9:38.936	**1:31.288**	14.343	75.65	**1:52.840**	3
21	**75**	F1	11	CLARKE / CLARKE	-	**5**	9:45.400	**1:37.752**	6.464	74.81	**1:53.808**	2
22	**20**	F2	11	TAYLOR / FIELD	Ireson Honda - SystemsAv	**4**	8:22.261	**1 Lap**	1 Lap	69.76	**1:53.591**	3
23	**19**	F1	12	MacBRIDE / WILKINSON	DDR Suzuki -	**4**	8:29.555	**1 Lap**	7.294	68.76	**2:04.423**	2
					NOT CLASSIFIED							
DNF	**121**	F1		LAWRENCE / HART	LCR Yamaha -	**3**	5:49.498	**2 Laps**	1 Lap	75.19	**1:52.785**	3
DNF	**118**	F1		BICKNELL / HAYNES	LCR Kawasaki -	**1**	1:56.516	**4 Laps**	2 Laps	75.18	**1:56.516**	1
DNF	**37**	F2		MORPHET / HALLIBURTON	LCR Suzuki -	**0**						
					FASTEST LAP							
	3	F1		JAMES / TRITTON	LCR Kawasaki - Difuria Contractors	**4**	1:34.935		92.27 mph		148.49 kph	
	35	F2		REEVES / CHRISTIE	Suzuki DDM - Reeves water services	**5**	1:40.702		86.98 mph		139.99 kph	

Class F1 - 90% of Race Speed = 80.82 mph
Class F2 - 90% of Race Speed = 76.65 mph

Brands Hatch GP
Circuit Length = 2.4332 miles
Start: 14:41 Flag 14:49 End: 14:51

Weather / Track : Cloudy / Dry
These results are provisional until the conclusion of any judicial and technical matters.

Clerk Of Course :		Timekeeper :

Results can be found at www.tsl-timing.com

Printed - 14:52 Sunday, 21 August 2016

BRITISH MOTOR CYCLE RACING CLUB

TSL SPORTS TIMING TIMING SOLUTIONS LTD

MRO

BMCRC - MRO Championships 2016 - Rnd 8 @ Brands Hatch GP

RKB/BMCRC F1 & F2 Sidecars

RACE 11 - LAP CHART

LAP 1 @ 14:43:32.836

NO	BEHIND	LAP TIME
25		1:41.912
5	0.536	1:42.448
92	3.145	1:45.057
114	4.126	1:46.038
11	6.592	1:48.504
34	7.388	1:49.300
55	7.513	1:49.425
3	7.615	1:49.527
35	8.349	1:50.261
188	9.270	1:51.182
32	10.985	1:52.897
88	12.111	1:54.023
17	12.501	1:54.413
31	13.084	1:54.996
118	14.604	1:56.516
67	14.795	1:56.707
14	15.260	1:57.172
60	17.759	1:59.671
71	19.104	2:01.016
113	20.033	2:01.945
121	20.899	2:02.811
75	21.795	2:03.707
20	22.319	2:04.231
24	22.860	2:04.772
19	29.819	2:11.731

LAP 2 @ 14:45:09.928

NO	BEHIND	LAP TIME
25		1:37.092
5	0.470	1:37.026
92	5.937	1:39.884
114	6.067	1:39.033
3	6.162	1:35.639
11	11.634	1:42.134
34	12.134	1:41.838
35	12.722	1:41.465
55	14.414	1:43.993
188	15.395	1:43.217
31	18.968	1:42.976
32	20.059	1:46.166
88	21.300	1:46.281
17	21.454	1:46.045
67	25.707	1:48.004
14	26.383	1:48.215
60	32.463	1:51.796
71	33.098	1:51.086
113	33.600	1:50.659
121	37.709	1:53.902
75	38.511	1:53.808
24	40.016	1:54.248
20	40.267	1:55.040
19	57.150	2:04.423

LAP 3 @ 14:46:46.339

NO	BEHIND	LAP TIME
5		1:35.941
25	0.784	1:37.195
3	5.313	1:35.562
114	8.358	1:38.702
92	10.527	1:41.001
34	16.814	1:41.091
35	17.315	1:41.004
11	18.040	1:42.817
55	20.597	1:42.594
188	21.530	1:42.546
31	24.830	1:42.273
17	31.562	1:46.519
32	31.753	1:48.105
88	32.266	1:47.377
67	37.615	1:48.319
14	37.895	1:47.923
60	47.427	1:51.375
71	48.136	1:51.449
113	48.504	1:51.315
121	54.083	1:52.785
75	56.403	1:54.303
24	56.445	1:52.840
20	57.447	1:53.591
19	1:26.115	2:05.376

LAP 4 @ 14:48:22.169

NO	BEHIND	LAP TIME
5		1:35.830
25	1.595	1:36.641
3	4.418	1:34.935
114	10.808	1:38.280
92	15.408	1:40.711
34	22.034	1:41.050
35	22.282	1:40.797
11	25.575	1:43.365
55	28.838	1:44.071
188	29.624	1:43.924
31	30.761	1:41.761
17	41.986	1:46.254
32	43.223	1:47.300
88	43.730	1:47.294
14	49.332	1:47.267
67	50.860	1:49.075
60	1:02.625	1:51.028
71	1:02.951	1:50.645
113	1:03.450	1:50.776
24	1:14.795	1:54.180
75	1:17.889	1:57.316

LAP 5 @ 14:49:58.572

NO	BEHIND	LAP TIME
5		1:36.403
3	3.777	1:35.762
25	4.116	1:38.924
20	1 Lap	2:29.399
114	14.642	1:40.237
92	21.272	1:42.267
19	1 Lap	2:08.025
34	26.044	1:40.413
35	26.581	1:40.702
11	32.640	1:43.468
55	34.724	1:42.289
31	35.774	1:41.416
188	36.610	1:43.389
17	52.000	1:46.417
32	54.589	1:47.769
88	55.728	1:48.401
14	1:00.981	1:48.052
67	1:03.536	1:49.079
71	1:15.648	1:49.100
60	1:16.863	1:50.641
113	1:16.945	1:49.898
24	1:31.288	1:52.896
75	1:37.752	1:56.266

Weather / Track : Cloudy / Dry

Brands Hatch GP
Circuit Length = 2.4332 miles
Start: 14:41 Flag 14:49 End: 14:51

Results can be found at www.tsl-timing.com

Printed - 14:53 Sunday, 21 August 2016

BMCRC - MRO Championships 2016 - Rnd 8 @ Brands Hatch GP

RKB/BMCRC F1 & F2 Sidecars

RACE 11 - SECTOR ANALYSIS

SECTOR 1 = FL to I1, SECTOR 2 = I1 to I2, SECTOR 3 = I2 to FL, DIFF = Difference To Personal Best Lap

P1 5 F1 BIGGS / RANSLEY LCR Suzuki -

IDEAL LAP TIME : 1:35.830 BEST LAP TIME : 1:35.830 DIFFERENCE : 0.000

LAP	SECTOR 1	SECTOR 2	SECTOR 3	LAP TIME	MPH	DIFF	TIME OF DAY
1 -		43.185	23.139	1:42.448	85.50	6.618	14:43:33.372
2 -	30.346	43.628	23.052	1:37.026	90.28	1.196	14:45:10.398
3 -	30.262	42.838	22.841	1:35.941 (2)	91.30	0.111	14:46:46.339
4 -	***30.250***	***42.831***	***22.749***	***1:35.830 (1)***	***91.41***		***14:48:22.169***
5 -	30.310	43.301	22.792	1:36.403 (3)	90.86	0.573	14:49:58.572

P2 3 F1 JAMES / TRITTON LCR Kawasaki - Difuria Contractors

IDEAL LAP TIME : 1:34.876 BEST LAP TIME : 1:34.935 DIFFERENCE : 0.059

LAP	SECTOR 1	SECTOR 2	SECTOR 3	LAP TIME	MPH	DIFF	TIME OF DAY
1 -		45.030	23.786	1:49.527	79.97	14.592	14:43:40.451
2 -	30.613	42.337	22.689	1:35.639 (3)	91.59	0.704	14:45:16.090
3 -	***30.428***	42.434	22.700	1:35.562 (2)	91.66	0.627	14:46:51.652
4 -	30.487	***41.867***	***22.581***	***1:34.935 (1)***	***92.27***		***14:48:26.587***
5 -	30.593	42.516	22.653	1:35.762	91.47	0.827	14:50:02.349

P3 25 F1 MacLAURIN / HOPE LCR Yamaha - Blue Group / AMR / Fielder

IDEAL LAP TIME : 1:36.302 BEST LAP TIME : 1:36.641 DIFFERENCE : 0.339

LAP	SECTOR 1	SECTOR 2	SECTOR 3	LAP TIME	MPH	DIFF	TIME OF DAY
1 -		***42.998***	23.416	1:41.912	85.95	5.271	14:43:32.836
2 -	30.590	43.548	22.954	1:37.092 (2)	90.22	0.451	14:45:09.928
3 -	30.498	43.571	23.126	1:37.195 (3)	90.12	0.554	14:46:47.123
4 -	***30.396***	43.337	***22.908***	***1:36.641 (1)***	***90.64***		***14:48:23.764***
5 -	30.642	45.069	23.213	1:38.924	88.55	2.283	14:50:02.688

P4 114 F1 SMITH / ANDERSON LCR Suzuki -

IDEAL LAP TIME : 1:37.644 BEST LAP TIME : 1:38.280 DIFFERENCE : 0.636

LAP	SECTOR 1	SECTOR 2	SECTOR 3	LAP TIME	MPH	DIFF	TIME OF DAY
1 -		43.934	23.501	1:46.038	82.61	7.758	14:43:36.962
2 -	31.788	43.731	23.514	1:39.033 (3)	88.45	0.753	14:45:15.995
3 -	31.964	***43.142***	23.596	1:38.702 (2)	88.75	0.422	14:46:54.697
4 -	***31.270***	43.778	***23.232***	***1:38.280 (1)***	***89.13***		***14:48:32.977***
5 -	31.967	44.500	23.770	1:40.237	87.39	1.957	14:50:13.214

P5 92 F1 HILDIGE / HILDIGE LCR Suzuki -

IDEAL LAP TIME : 1:39.471 BEST LAP TIME : 1:39.884 DIFFERENCE : 0.413

LAP	SECTOR 1	SECTOR 2	SECTOR 3	LAP TIME	MPH	DIFF	TIME OF DAY
1 -		***44.143***	***23.640***	1:45.057	83.38	5.173	14:43:35.981
2 -	31.867	44.256	23.761	***1:39.884 (1)***	***87.70***		***14:45:15.865***
3 -	32.358	44.638	24.005	1:41.001 (3)	86.73	1.117	14:46:56.866
4 -	***31.688***	45.151	23.872	1:40.711 (2)	86.97	0.827	14:48:37.577
5 -	32.438	45.441	24.388	1:42.267	85.65	2.383	14:50:19.844

P6 34 F1 CHRISTIE / CHRISTIE LCR Honda - Christie Engineering Services

IDEAL LAP TIME : 1:40.352 BEST LAP TIME : 1:40.413 DIFFERENCE : 0.061

LAP	SECTOR 1	SECTOR 2	SECTOR 3	LAP TIME	MPH	DIFF	TIME OF DAY
1 -		45.552	24.576	1:49.300	80.14	8.887	14:43:40.224
2 -	32.482	45.093	24.263	1:41.838	86.01	1.425	14:45:22.062
3 -	31.854	44.960	24.277	1:41.091 (3)	86.65	0.678	14:47:03.153
4 -	***31.807***	45.067	24.176	1:41.050 (2)	86.68	0.637	14:48:44.203
5 -	31.868	***44.557***	***23.988***	***1:40.413 (1)***	***87.23***		***14:50:24.616***

P7 35 F2 REEVES / CHRISTIE Suzuki DDM - Reeves water services

IDEAL LAP TIME : 1:40.268 BEST LAP TIME : 1:40.702 DIFFERENCE : 0.434

LAP	SECTOR 1	SECTOR 2	SECTOR 3	LAP TIME	MPH	DIFF	TIME OF DAY

Weather / Track : Cloudy / Dry

Brands Hatch GP
Circuit Length = 2.4332 miles
Start: 14:41 Flag 14:49 End: 14:51

BMCRC - MRO Championships 2016 - Rnd 8 @ Brands Hatch GP

RKB/BMCRC F1 & F2 Sidecars

RACE 11 - SECTOR ANALYSIS

SECTOR 1 = FL to I1, SECTOR 2 = I1 to I2, SECTOR 3 = I2 to FL, DIFF = Difference To Personal Best Lap

1 -		45.723	25.174	1:50.261	79.44	9.559	14:43:41.185
2 -	31.899	45.149	24.417	1:41.465	86.33	0.763	14:45:22.650
3 -	31.730	45.007	24.267	1:41.004 (3)	86.72	0.302	14:47:03.654
4 -	***31.714***	45.056	***24.027***	1:40.797 (2)	86.90	0.095	14:48:44.451
5 -	31.971	***44.527***	24.204	***1:40.702 (1)***	***86.98***		***14:50:25.153***

P8 11 F2 GILBERT / MORGAN Shelbourne Yamaha -

IDEAL LAP TIME : 1:42.008 BEST LAP TIME : 1:42.134 DIFFERENCE : 0.126

LAP	SECTOR 1	SECTOR 2	SECTOR 3	LAP TIME	MPH	DIFF	TIME OF DAY
1 -		46.143	***24.644***	1:48.504	80.73	6.370	14:43:39.428
2 -	***32.061***	***45.303***	24.770	***1:42.134 (1)***	***85.76***		***14:45:21.562***
3 -	32.276	45.893	24.648	1:42.817 (2)	85.19	0.683	14:47:04.379
4 -	32.346	46.095	24.924	1:43.365 (3)	84.74	1.231	14:48:47.744
5 -	32.253	46.300	24.915	1:43.468	84.66	1.334	14:50:31.212

P9 55 F1 HIRST / SCHOFIELD LCR Suzuki - Leeds Parcel Company

IDEAL LAP TIME : 1:42.289 BEST LAP TIME : 1:42.289 DIFFERENCE : 0.000

LAP	SECTOR 1	SECTOR 2	SECTOR 3	LAP TIME	MPH	DIFF	TIME OF DAY
1 -		46.354	24.691	1:49.425	80.05	7.136	14:43:40.349
2 -	33.623	46.236	24.134	1:43.993 (3)	84.23	1.704	14:45:24.342
3 -	32.862	45.655	24.077	1:42.594 (2)	85.38	0.305	14:47:06.936
4 -	33.254	46.545	24.272	1:44.071	84.17	1.782	14:48:51.007
5 -	***32.733***	***45.565***	***23.991***	***1:42.289 (1)***	***85.63***		***14:50:33.296***

P10 31 F1 MUNRO / PETTMAN Windle Suzuki -

IDEAL LAP TIME : 1:41.000 BEST LAP TIME : 1:41.416 DIFFERENCE : 0.416

LAP	SECTOR 1	SECTOR 2	SECTOR 3	LAP TIME	MPH	DIFF	TIME OF DAY
1 -		47.881	24.374	1:54.996	76.17	13.580	14:43:45.920
2 -	32.117	46.724	***24.135***	1:42.976	85.06	1.560	14:45:28.896
3 -	31.816	46.214	24.243	1:42.273 (3)	85.65	0.857	14:47:11.169
4 -	***31.740***	45.785	24.236	1:41.761 (2)	86.08	0.345	14:48:52.930
5 -	31.879	***45.125***	24.412	***1:41.416 (1)***	***86.37***		***14:50:34.346***

P11 188 F2 M & R VANNIEUWENHUYSE Shelbourne Honda - Norton Owners club Flanders Branch

IDEAL LAP TIME : 1:42.536 BEST LAP TIME : 1:42.546 DIFFERENCE : 0.010

LAP	SECTOR 1	SECTOR 2	SECTOR 3	LAP TIME	MPH	DIFF	TIME OF DAY
1 -		46.710	24.830	1:51.182	78.78	8.636	14:43:42.106
2 -	32.338	46.351	24.528	1:43.217 (2)	84.86	0.671	14:45:25.323
3 -	32.294	***45.797***	***24.455***	***1:42.546 (1)***	***85.42***		***14:47:07.869***
4 -	32.895	46.161	24.868	1:43.924	84.29	1.378	14:48:51.793
5 -	***32.284***	46.243	24.862	1:43.389 (3)	84.72	0.843	14:50:35.182

P12 17 F2 SCHOFIELD / LOWTHER Windle Suzuki - Witch eLiquid

IDEAL LAP TIME : 1:45.653 BEST LAP TIME : 1:46.045 DIFFERENCE : 0.392

LAP	SECTOR 1	SECTOR 2	SECTOR 3	LAP TIME	MPH	DIFF	TIME OF DAY
1 -		***47.512***	25.544	1:54.413	76.56	8.368	14:43:45.337
2 -	33.513	47.516	***25.016***	***1:46.045 (1)***	***82.60***		***14:45:31.382***
3 -	***33.125***	47.616	25.778	1:46.519	82.23	0.474	14:47:17.901
4 -	33.380	47.667	25.207	1:46.254 (2)	82.44	0.209	14:49:04.155
5 -	33.342	47.785	25.290	1:46.417 (3)	82.31	0.372	14:50:50.572

P13 32 F2 LUMLEY / WHITNALL Lumley LUM007 -

IDEAL LAP TIME : 1:45.847 BEST LAP TIME : 1:46.166 DIFFERENCE : 0.319

LAP	SECTOR 1	SECTOR 2	SECTOR 3	LAP TIME	MPH	DIFF	TIME OF DAY
1 -		47.784	24.936	1:52.897	77.59	6.731	14:43:43.821
2 -	33.805	***47.623***	***24.738***	***1:46.166 (1)***	***82.51***		***14:45:29.987***
3 -	33.637	47.788	26.680	1:48.105	81.03	1.939	14:47:18.092
4 -	***33.486***	48.094	25.720	1:47.300 (2)	81.63	1.134	14:49:05.392

Weather / Track : Cloudy / Dry

Brands Hatch GP
Circuit Length = 2.4332 miles
Start: 14:41 Flag 14:49 End: 14:51

BMCRC - MRO Championships 2016 - Rnd 8 @ Brands Hatch GP

RKB/BMCRC F1 & F2 Sidecars

RACE 11 - SECTOR ANALYSIS

SECTOR 1 = FL to I1, SECTOR 2 = I1 to I2, SECTOR 3 = I2 to FL, DIFF = Difference To Personal Best Lap

5 -	33.503	48.952	25.314	1:47.769 (3)	81.28	1.603	14:50:53.161

P14 88 F2 LONGMORE / LONGMORE DMR Honda -

IDEAL LAP TIME : 1:46.169 BEST LAP TIME : 1:46.281 DIFFERENCE : 0.112

LAP	SECTOR 1	SECTOR 2	SECTOR 3	LAP TIME	MPH	DIFF	TIME OF DAY
1 -		***47.452***	25.701	1:54.023	76.82	7.742	14:43:44.947
2 -	***33.109***	47.564	***25.608***	***1:46.281 (1)***	***82.42***		***14:45:31.228***
3 -	33.820	47.660	25.897	1:47.377 (3)	81.58	1.096	14:47:18.605
4 -	33.445	47.885	25.964	1:47.294 (2)	81.64	1.013	14:49:05.899
5 -	33.588	48.513	26.300	1:48.401	80.80	2.120	14:50:54.300

P15 14 F2 HANDCOCK / EDWARDS Baker Honda -

IDEAL LAP TIME : 1:47.110 BEST LAP TIME : 1:47.267 DIFFERENCE : 0.157

LAP	SECTOR 1	SECTOR 2	SECTOR 3	LAP TIME	MPH	DIFF	TIME OF DAY
1 -		49.014	25.692	1:57.172	74.76	9.905	14:43:48.096
2 -	34.259	48.368	25.588	1:48.215	80.94	0.948	14:45:36.311
3 -	***33.863***	48.332	25.728	1:47.923 (2)	81.16	0.656	14:47:24.234
4 -	34.020	***48.057***	***25.190***	***1:47.267 (1)***	***81.66***		***14:49:11.501***
5 -	33.929	48.642	25.481	1:48.052 (3)	81.07	0.785	14:50:59.553

P16 67 F1 PETTMAN / JEFFREY Windle Suzuki - MJP racing

IDEAL LAP TIME : 1:47.988 BEST LAP TIME : 1:48.004 DIFFERENCE : 0.016

LAP	SECTOR 1	SECTOR 2	SECTOR 3	LAP TIME	MPH	DIFF	TIME OF DAY
1 -		49.064	25.692	1:56.707	75.05	8.703	14:43:47.631
2 -	34.396	***47.921***	***25.687***	***1:48.004 (1)***	***81.10***		***14:45:35.635***
3 -	***34.380***	48.217	25.722	1:48.319 (2)	80.87	0.315	14:47:23.954
4 -	34.575	48.783	25.717	1:49.075 (3)	80.31	1.071	14:49:13.029
5 -	34.451	48.741	25.887	1:49.079	80.30	1.075	14:51:02.108

P17 71 F2 SCHOFIELD / EDWARDS Honda Ireson - the sand witch food company

IDEAL LAP TIME : 1:48.809 BEST LAP TIME : 1:49.100 DIFFERENCE : 0.291

LAP	SECTOR 1	SECTOR 2	SECTOR 3	LAP TIME	MPH	DIFF	TIME OF DAY
1 -		50.720	***25.885***	2:01.016	72.38	11.916	14:43:51.940
2 -	34.369	50.220	26.497	1:51.086 (3)	78.85	1.986	14:45:43.026
3 -	35.099	50.061	26.289	1:51.449	78.59	2.349	14:47:34.475
4 -	34.683	49.933	26.029	1:50.645 (2)	79.17	1.545	14:49:25.120
5 -	***33.894***	***49.030***	26.176	***1:49.100 (1)***	***80.29***		***14:51:14.220***

P18 60 F2 REEVES / PAYNE LCR Suzuki - Reeves water services

IDEAL LAP TIME : 1:50.309 BEST LAP TIME : 1:50.641 DIFFERENCE : 0.332

LAP	SECTOR 1	SECTOR 2	SECTOR 3	LAP TIME	MPH	DIFF	TIME OF DAY
1 -		50.570	26.110	1:59.671	73.19	9.030	14:43:50.595
2 -	35.559	50.155	26.082	1:51.796	78.35	1.155	14:45:42.391
3 -	35.202	50.174	***25.999***	1:51.375 (3)	78.65	0.734	14:47:33.766
4 -	34.810	50.170	26.048	1:51.028 (2)	78.89	0.387	14:49:24.794
5 -	***34.640***	***49.670***	26.331	***1:50.641 (1)***	***79.17***		***14:51:15.435***

P19 113 F1 RESTALL / PITT RCN Yamaha - RCN Engineering

IDEAL LAP TIME : 1:49.484 BEST LAP TIME : 1:49.898 DIFFERENCE : 0.414

LAP	SECTOR 1	SECTOR 2	SECTOR 3	LAP TIME	MPH	DIFF	TIME OF DAY
1 -		51.191	25.986	2:01.945	71.83	12.047	14:43:52.869
2 -	34.629	49.816	26.214	1:50.659 (2)	79.16	0.761	14:45:43.528
3 -	35.463	50.002	25.850	1:51.315	78.69	1.417	14:47:34.843
4 -	35.187	***49.703***	25.886	1:50.776 (3)	79.07	0.878	14:49:25.619
5 -	***34.124***	50.117	***25.657***	***1:49.898 (1)***	***79.70***		***14:51:15.517***

Weather / Track : Cloudy / Dry

Brands Hatch GP
Circuit Length = 2.4332 miles
Start: 14:41 Flag 14:49 End: 14:51

BMCRC - MRO Championships 2016 - Rnd 8 @ Brands Hatch GP

RKB/BMCRC F1 & F2 Sidecars

RACE 11 - SECTOR ANALYSIS

SECTOR 1 = FL to I1, SECTOR 2 = I1 to I2, SECTOR 3 = I2 to FL, DIFF = Difference To Personal Best Lap

P20 24 F2 WILBY / BAILEY BHR Honda - Leeds Parcel Company Ltd

IDEAL LAP TIME : 1:52.317 BEST LAP TIME : 1:52.840 DIFFERENCE : 0.523

LAP	SECTOR 1	SECTOR 2	SECTOR 3	LAP TIME	MPH	DIFF	TIME OF DAY
1 -		51.955	27.153	2:04.772	70.20	11.932	14:43:55.696
2 -	36.126	51.351	26.771	1:54.248	76.67	1.408	14:45:49.944
3 -	35.813	50.745	***26.282***	***1:52.840*** **(1)**	***77.63***		***14:47:42.784***
4 -	35.621	51.963	26.596	1:54.180 **(3)**	76.71	1.340	14:49:36.964
5 -	***35.541***	***50.494***	26.861	1:52.896 **(2)**	77.59	0.056	14:51:29.860

P21 75 F1 CLARKE / CLARKE -

IDEAL LAP TIME : 1:52.892 BEST LAP TIME : 1:53.808 DIFFERENCE : 0.916

LAP	SECTOR 1	SECTOR 2	SECTOR 3	LAP TIME	MPH	DIFF	TIME OF DAY
1 -		51.026	27.209	2:03.707	70.81	9.899	14:43:54.631
2 -	***36.063***	50.820	***26.925***	***1:53.808*** **(1)**	***76.97***		***14:45:48.439***
3 -	36.443	***49.904***	27.956	1:54.303 **(2)**	76.63	0.495	14:47:42.742
4 -	38.102	51.620	27.594	1:57.316	74.66	3.508	14:49:40.058
5 -	36.678	51.941	27.647	1:56.266 **(3)**	75.34	2.458	14:51:36.324

P22 20 F2 TAYLOR / FIELD Ireson Honda - SystemsAv

IDEAL LAP TIME : 1:53.501 BEST LAP TIME : 1:53.591 DIFFERENCE : 0.090

LAP	SECTOR 1	SECTOR 2	SECTOR 3	LAP TIME	MPH	DIFF	TIME OF DAY
1 -		52.720	27.238	2:04.231 **(3)**	70.51	10.640	14:43:55.155
2 -	36.481	51.994	***26.565***	1:55.040 **(2)**	76.14	1.449	14:45:50.195
3 -	***36.154***	***50.782***	26.655	***1:53.591*** **(1)**	***77.11***		***14:47:43.786***
4 -	1:07.067	54.962	27.370	2:29.399	58.63	35.808	14:50:13.185

P23 19 F1 MacBRIDE / WILKINSON DDR Suzuki -

IDEAL LAP TIME : 2:02.824 BEST LAP TIME : 2:04.423 DIFFERENCE : 1.599

LAP	SECTOR 1	SECTOR 2	SECTOR 3	LAP TIME	MPH	DIFF	TIME OF DAY
1 -		***55.402***	29.179	2:11.731	66.49	7.308	14:44:02.655
2 -	***38.957***	57.001	***28.465***	***2:04.423*** **(1)**	***70.40***		***14:46:07.078***
3 -	39.678	56.794	28.904	2:05.376 **(2)**	69.86	0.953	14:48:12.454
4 -	40.516	58.183	29.326	2:08.025 **(3)**	68.42	3.602	14:50:20.479

P24 121 F1 LAWRENCE / HART LCR Yamaha -

IDEAL LAP TIME : 1:52.785 BEST LAP TIME : 1:52.785 DIFFERENCE : 0.000

LAP	SECTOR 1	SECTOR 2	SECTOR 3	LAP TIME	MPH	DIFF	TIME OF DAY
1 -		51.135	27.418	2:02.811 **(3)**	71.32	10.026	14:43:53.735
2 -	36.038	51.243	26.621	1:53.902 **(2)**	76.90	1.117	14:45:47.637
3 -	***35.505***	***50.803***	***26.477***	***1:52.785*** **(1)**	***77.66***		***14:47:40.422***

P25 118 F1 BICKNELL / HAYNES LCR Kawasaki -

IDEAL LAP TIME : BEST LAP TIME : 1:56.516 DIFFERENCE :

LAP	SECTOR 1	SECTOR 2	SECTOR 3	LAP TIME	MPH	DIFF	TIME OF DAY
1 -		***45.870***	***30.969***	***1:56.516*** **(1)**	***75.18***		***14:43:47.440***

Weather / Track : Cloudy / Dry

Brands Hatch GP
Circuit Length = 2.4332 miles
Start: 14:41 Flag 14:49 End: 14:51

BMCRC - MRO Championships 2016 - Rnd 8 @ Brands Hatch GP

RKB/BMCRC F1 & F2 Sidecars

RACE 11 - BEST SECTORS

	SECTOR 1			SECTOR 2			SECTOR 3			IDEAL / BEST COMPARISON					
POS	NO	NAME	TIME	NO	NAME	TIME	NO	NAME	TIME	POS	NO	NAME	IDEAL	BEST	DIFF
												PERFECT LAP	1:34.698		
1	5	BIGGS / RANSLEY	30.250	3	JAMES / TRITTON	41.867	3	JAMES / TRITTON	22.581	1	3	JAMES / TRITTON	1:34.876	1:34.935	0.059
2	25	MacLAURIN / HOPE	30.396	5	BIGGS / RANSLEY	42.831	5	BIGGS / RANSLEY	22.749	2	5	BIGGS / RANSLEY	1:35.830	1:35.830	0.000
3	3	JAMES / TRITTON	30.428	25	MacLAURIN / HOPE	42.998	25	MacLAURIN / HOPE	22.908	3	25	MacLAURIN / HOPE	1:36.302	1:36.641	0.339
4	114	SMITH / ANDERSO	31.270	114	SMITH / ANDERSO	43.142	114	SMITH / ANDERSO	23.232	4	114	SMITH / ANDERSON	1:37.644	1:38.280	0.636
5	92	HILDIGE / HILDIGE	31.688	92	HILDIGE / HILDIGE	44.143	92	HILDIGE / HILDIGE	23.640	5	92	HILDIGE / HILDIGE	1:39.471	1:39.884	0.413
6	35	REEVES / CHRISTI	31.714	35	REEVES / CHRISTI	44.527	34	CHRISTIE / CHRIST	23.988	6	35	REEVES / CHRISTIE	1:40.268	1:40.702	0.434
7	31	MUNRO / PETTMAI	31.740	34	CHRISTIE / CHRIST	44.557	55	HIRST / SCHOFIEL	23.991	7	34	CHRISTIE / CHRISTIE	1:40.352	1:40.413	0.061
8	34	CHRISTIE / CHRIST	31.807	31	MUNRO / PETTMAI	45.125	35	REEVES / CHRISTI	24.027	8	31	MUNRO / PETTMAN	1:41.000	1:41.416	0.416
9	11	GILBERT / MORGA	32.061	11	GILBERT / MORGA	45.303	31	MUNRO / PETTMAI	24.135	9	11	GILBERT / MORGAN	1:42.008	1:42.134	0.126
10	188	M & R VANNIEUWE	32.284	55	HIRST / SCHOFIEL	45.565	188	M & R VANNIEUWE	24.455	10	55	HIRST / SCHOFIELD	1:42.289	1:42.289	0.000
11	55	HIRST / SCHOFIEL	32.733	188	M & R VANNIEUWE	45.797	11	GILBERT / MORGA	24.644	11	188	M & R VANNIEUWEN	1:42.536	1:42.546	0.010
12	88	LONGMORE / LON	33.109	118	BICKNELL / HAYNE	45.870	32	LUMLEY / WHITNAI	24.738	12	17	SCHOFIELD / LOWTH	1:45.653	1:46.045	0.392
13	17	SCHOFIELD / LOW	33.125	88	LONGMORE / LON	47.452	17	SCHOFIELD / LOW	25.016	13	32	LUMLEY / WHITNALL	1:45.847	1:46.166	0.319
14	32	LUMLEY / WHITNAI	33.486	17	SCHOFIELD / LOW	47.512	14	HANDCOCK / EDW	25.190	14	88	LONGMORE / LONGI	1:46.169	1:46.281	0.112
15	14	HANDCOCK / EDW	33.863	32	LUMLEY / WHITNAI	47.623	88	LONGMORE / LON	25.608	15	14	HANDCOCK / EDWAI	1:47.110	1:47.267	0.157
16	71	SCHOFIELD / EDW	33.894	67	PETTMAN / JEFFRI	47.921	113	RESTALL / PITT	25.657	16	67	PETTMAN / JEFFREY	1:47.988	1:48.004	0.016
17	113	RESTALL / PITT	34.124	14	HANDCOCK / EDW	48.057	67	PETTMAN / JEFFRI	25.687	17	71	SCHOFIELD / EDWAI	1:48.809	1:49.100	0.291
18	67	PETTMAN / JEFFRI	34.380	71	SCHOFIELD / EDW	49.030	71	SCHOFIELD / EDW	25.885	18	113	RESTALL / PITT	1:49.484	1:49.898	0.414
19	60	REEVES / PAYNE	34.640	60	REEVES / PAYNE	49.670	60	REEVES / PAYNE	25.999	19	60	REEVES / PAYNE	1:50.309	1:50.641	0.332
20	121	LAWRENCE / HART	35.505	113	RESTALL / PITT	49.703	24	WILBY / BAILEY	26.282	20	24	WILBY / BAILEY	1:52.317	1:52.840	0.523
21	24	WILBY / BAILEY	35.541	75	CLARKE / CLARKE	49.904	121	LAWRENCE / HART	26.477	21	121	LAWRENCE / HART	1:52.785	1:52.785	0.000
22	75	CLARKE / CLARKE	36.063	24	WILBY / BAILEY	50.494	20	TAYLOR / FIELD	26.565	22	75	CLARKE / CLARKE	1:52.892	1:53.808	0.916
23	20	TAYLOR / FIELD	36.154	20	TAYLOR / FIELD	50.782	75	CLARKE / CLARKE	26.925	23	20	TAYLOR / FIELD	1:53.501	1:53.591	0.090
24	19	MacBRIDE / WILKIN	38.957	121	LAWRENCE / HART	50.803	19	MacBRIDE / WILKIN	28.465	24	19	MacBRIDE / WILKINS	2:02.824	2:04.423	1.599
25				19	MacBRIDE / WILKIN	55.402	118	BICKNELL / HAYNE	30.969	25	118	BICKNELL / HAYNES		1:56.516	
26															

Weather / Track : Cloudy / Dry

Brands Hatch GP
Circuit Length = 2.4332 miles
Start: 14:41 Flag 14:49 End: 14:51

Results can be found at www.tsl-timing.com

Printed - 14:53 Sunday, 21 August 2016

BMCRC - MRO Championships 2016 - Rnd 8 @ Brands Hatch GP

RKB/BMCRC F1 & F2 Sidecars

RACE 22 - CLASSIFICATION

POS	NO	CL	PIC	NAME	ENTRY	LAPS	TIME	GAP	DIFF	MPH	BEST	ON
1	**3**	F1	1	JAMES / TRITTON	LCR Kawasaki - Difuria Contractors	**5**	8:00.056			91.23	**1:34.625**	4
2	**25**	F1	2	MacLAURIN / HOPE	LCR Yamaha - Blue Group / AMR / Fielder	**5**	8:09.883	**9.827**	9.827	89.40	**1:36.805**	4
3	**114**	F1	3	SMITH / ANDERSON	LCR Suzuki -	**5**	8:19.926	**19.870**	10.043	87.61	**1:37.993**	3
4	**34**	F1	4	CHRISTIE / CHRISTIE	LCR Honda - Christie Engineering Services	**5**	8:30.959	**30.903**	11.033	85.71	**1:40.197**	4
5	**35**	F2	1	REEVES / CHRISTIE	Suzuki DDM - Reeves water services	**5**	8:33.008	**32.952**	2.049	85.37	**1:40.992**	2
6	**11**	F2	2	GILBERT / MORGAN	Shelbourne Yamaha -	**5**	8:36.830	**36.774**	3.822	84.74	**1:41.499**	2
7	**31**	F1	5	MUNRO / PETTMAN	Windle Suzuki -	**5**	8:36.881	**36.825**	0.051	84.73	**1:41.053**	2
8	**188**	F2	3	M & R VANNIEUWENHUYSE	Shelbourne Honda - Norton Owners club Flanders E	**5**	8:37.525	**37.469**	0.644	84.63	**1:41.649**	3
9	**92**	F1	6	HILDIGE / HILDIGE	LCR Suzuki -	**5**	8:43.416	**43.360**	5.891	83.67	**1:42.007**	2
10	**17**	F2	4	SCHOFIELD / LOWTHER	Windle Suzuki - Witch eLiquid	**5**	8:59.897	**59.841**	16.481	81.12	**1:45.823**	2
11	**88**	F2	5	LONGMORE / LONGMORE	DMR Honda -	**5**	9:01.282	**1:01.226**	1.385	80.91	**1:46.767**	3
12	**32**	F2	6	LUMLEY / WHITNALL	Lumley LUM007 -	**5**	9:05.266	**1:05.210**	3.984	80.32	**1:46.415**	3
13	**67**	F1	7	PETTMAN / JEFFREY	Windle Suzuki - MJP racing	**5**	9:05.285	**1:05.229**	0.019	80.32	**1:46.552**	3
14	**14**	F2	7	HANDCOCK / EDWARDS	Baker Honda -	**5**	9:05.440	**1:05.384**	0.155	80.30	**1:46.929**	3
15	**113**	F1	8	RESTALL / PITT	RCN Yamaha - RCN Engineering	**5**	9:15.065	**1:15.009**	9.625	78.90	**1:48.528**	5
16	**37**	F2	8	MORPHET / HALLIBURTON	LCR Suzuki -	**5**	9:15.765	**1:15.709**	0.700	78.80	**1:48.412**	2
17	**75**	F1	9	CLARKE / CLARKE	-	**5**	9:20.096	**1:20.040**	4.331	78.19	**1:49.577**	4
18	**20**	F2	9	TAYLOR / FIELD	Ireson Honda - SystemsAv	**5**	9:54.192	**1:54.136**	34.096	73.71	**1:54.424**	2
19	**19**	F1	10	MacBRIDE / WILKINSON	DDR Suzuki -	**4**	8:31.767	**1 Lap**	1 Lap	68.46	**2:04.969**	2
					NOT CLASSIFIED							
DNF	**5**	F1		BIGGS / RANSLEY	LCR Suzuki -	**1**	1:44.596	**4 Laps**	3 Laps	83.74	**1:44.596**	1
DNF	**71**	F2		SCHOFIELD / EDWARDS	Honda Ireson - the sand witch food company	**0**						

FASTEST LAP

3	F1	JAMES / TRITTON	LCR Kawasaki - Difuria Contractors	**4**	1:34.625	92.57 mph	148.98 kph
35	F2	REEVES / CHRISTIE	Suzuki DDM - Reeves water services	**2**	1:40.992	86.73 mph	139.59 kph

Class F1 - 90% of Race Speed = 82.10 mph
Class F2 - 90% of Race Speed = 76.83 mph

Brands Hatch GP
Circuit Length = 2.4332 miles
Start: 17:40 Flag 17:48 End: 17:50

Weather / Track : Cloudy / Dry
These results are provisional until the conclusion of any judicial and technical matters.

Clerk Of Course :		Timekeeper :

Results can be found at www.tsl-timing.com

Printed - 17:51 Sunday, 21 August 2016

BMCRC - MRO Championships 2016 - Rnd 8 @ Brands Hatch GP

RKB/BMCRC F1 & F2 Sidecars

RACE 22 - LAP CHART

LAP 1 @ 17:42:39.121

NO	BEHIND	LAP TIME
3		1:40.078
25	1.648	1:41.726
114	4.187	1:44.265
5	4.518	1:44.596
92	5.210	1:45.288
35	7.046	1:47.124
34	7.743	1:47.821
11	8.552	1:48.630
188	8.854	1:48.932
31	8.938	1:49.016
32	12.583	1:52.661
17	13.331	1:53.409
88	13.867	1:53.945
14	14.076	1:54.154
67	14.985	1:55.063
113	17.489	1:57.567
75	18.778	1:58.856
37	19.014	1:59.092
20	29.522	2:09.600
19	32.135	2:12.213

LAP 2 @ 17:44:14.242

NO	BEHIND	LAP TIME
3		1:35.121
25	3.489	1:36.962
114	7.618	1:38.552
92	12.096	1:42.007
35	12.917	1:40.992
34	13.118	1:40.496
31	14.870	1:41.053
11	14.930	1:41.499
188	15.839	1:42.106
17	24.033	1:45.823
32	24.398	1:46.936
88	25.577	1:46.831
14	26.106	1:47.151
67	26.998	1:47.134
113	31.528	1:49.160
37	32.305	1:48.412
75	34.933	1:51.276
20	48.825	1:54.424
19	1:01.983	2:04.969

LAP 3 @ 17:45:48.924

NO	BEHIND	LAP TIME
3		1:34.682
25	6.162	1:37.355
114	10.929	1:37.993
35	20.344	1:42.109
34	20.522	1:42.086
92	20.923	1:43.509
31	21.265	1:41.077
11	22.173	1:41.925
188	22.806	1:41.649
32	36.131	1:46.415
17	36.847	1:47.496
88	37.662	1:46.767
14	38.353	1:46.929
67	38.868	1:46.552
113	46.621	1:49.775
37	47.252	1:49.629
75	50.244	1:49.993
20	1:08.707	1:54.564
19	1:33.897	2:06.596

LAP 4 @ 17:47:23.549

NO	BEHIND	LAP TIME
3		1:34.625
25	8.342	1:36.805
114	14.300	1:37.996
34	26.094	1:40.197
35	27.013	1:41.294
31	27.712	1:41.072
11	29.828	1:42.280
188	30.010	1:41.829
92	31.817	1:45.519
17	48.566	1:46.344
32	48.780	1:47.274
88	49.913	1:46.876
67	51.967	1:47.724
14	52.949	1:49.221
113	1:02.031	1:50.035
37	1:02.629	1:50.002
75	1:05.196	1:49.577
20	1:30.663	1:56.581

LAP 5 @ 17:48:59.099

NO	BEHIND	LAP TIME
3		1:35.550
25	9.827	1:37.035
114	19.870	1:41.120
34	30.903	1:40.359
19	1 Lap	2:07.989
35	32.952	1:41.489
11	36.774	1:42.496
31	36.825	1:44.663
188	37.469	1:43.009
92	43.360	1:47.093
17	59.841	1:46.825
88	1:01.226	1:46.863
32	1:05.210	1:51.980
67	1:05.229	1:48.812
14	1:05.384	1:47.985
113	1:15.009	1:48.528
37	1:15.709	1:48.630
75	1:20.040	1:50.394
20	1:54.136	1:59.023

Weather / Track : Cloudy / Dry

Brands Hatch GP
Circuit Length = 2.4332 miles
Start: 17:40 Flag 17:48 End: 17:50

Results can be found at www.tsl-timing.com

Printed - 17:52 Sunday, 21 August 2016

BMCRC - MRO Championships 2016 - Rnd 8 @ Brands Hatch GP

RKB/BMCRC F1 & F2 Sidecars

RACE 22 - SECTOR ANALYSIS

SECTOR 1 = FL to I1, SECTOR 2 = I1 to I2, SECTOR 3 = I2 to FL, DIFF = Difference To Personal Best Lap

P1 3 F1 JAMES / TRITTON LCR Kawasaki - Difuria Contractors

IDEAL LAP TIME : 1:34.487 BEST LAP TIME : 1:34.625 DIFFERENCE : 0.138

LAP	SECTOR 1	SECTOR 2	SECTOR 3	LAP TIME	MPH	DIFF	TIME OF DAY
1 -		42.335	22.667	1:40.078	87.52	5.453	17:42:39.121
2 -	30.233	42.199	22.689	1:35.121 (3)	92.09	0.496	17:44:14.242
3 -	30.124	41.997	***22.561***	1:34.682 (2)	92.51	0.057	17:45:48.924
4 -	***30.008***	***41.918***	22.699	***1:34.625 (1)***	***92.57***		***17:47:23.549***
5 -	30.517	42.328	22.705	1:35.550	91.67	0.925	17:48:59.099

P2 25 F1 MacLAURIN / HOPE LCR Yamaha - Blue Group / AMR / Fielder

IDEAL LAP TIME : 1:36.393 BEST LAP TIME : 1:36.805 DIFFERENCE : 0.412

LAP	SECTOR 1	SECTOR 2	SECTOR 3	LAP TIME	MPH	DIFF	TIME OF DAY
1 -		***43.027***	23.073	1:41.726	86.11	4.921	17:42:40.769
2 -	***30.341***	43.383	23.238	1:36.962 (2)	90.34	0.157	17:44:17.731
3 -	30.392	43.734	23.229	1:37.355	89.97	0.550	17:45:55.086
4 -	30.387	43.168	23.250	***1:36.805 (1)***	***90.48***		***17:47:31.891***
5 -	30.436	43.574	***23.025***	1:37.035 (3)	90.27	0.230	17:49:08.926

P3 114 F1 SMITH / ANDERSON LCR Suzuki -

IDEAL LAP TIME : 1:37.698 BEST LAP TIME : 1:37.993 DIFFERENCE : 0.295

LAP	SECTOR 1	SECTOR 2	SECTOR 3	LAP TIME	MPH	DIFF	TIME OF DAY
1 -		43.495	23.415	1:44.265	84.01	6.272	17:42:43.308
2 -	31.666	43.355	23.531	1:38.552 (3)	88.88	0.559	17:44:21.860
3 -	31.723	***43.196***	***23.074***	***1:37.993 (1)***	***89.39***		***17:45:59.853***
4 -	***31.428***	43.332	23.236	1:37.996 (2)	89.38	0.003	17:47:37.849
5 -	31.691	45.900	23.529	1:41.120	86.62	3.127	17:49:18.969

P4 34 F1 CHRISTIE / CHRISTIE LCR Honda - Christie Engineering Services

IDEAL LAP TIME : 1:39.749 BEST LAP TIME : 1:40.197 DIFFERENCE : 0.448

LAP	SECTOR 1	SECTOR 2	SECTOR 3	LAP TIME	MPH	DIFF	TIME OF DAY
1 -		45.615	24.151	1:47.821	81.24	7.624	17:42:46.864
2 -	31.905	44.563	24.028	1:40.496 (3)	87.16	0.299	17:44:27.360
3 -	32.030	45.595	24.461	1:42.086	85.80	1.889	17:46:09.446
4 -	31.562	44.722	***23.913***	***1:40.197 (1)***	***87.42***		***17:47:49.643***
5 -	***31.340***	***44.496***	24.523	1:40.359 (2)	87.28	0.162	17:49:30.002

P5 35 F2 REEVES / CHRISTIE Suzuki DDM - Reeves water services

IDEAL LAP TIME : 1:40.828 BEST LAP TIME : 1:40.992 DIFFERENCE : 0.164

LAP	SECTOR 1	SECTOR 2	SECTOR 3	LAP TIME	MPH	DIFF	TIME OF DAY
1 -		45.115	***24.213***	1:47.124	81.77	6.132	17:42:46.167
2 -	31.806	***44.884***	24.302	***1:40.992 (1)***	***86.73***		***17:44:27.159***
3 -	32.015	45.595	24.499	1:42.109	85.78	1.117	17:46:09.268
4 -	***31.731***	45.204	24.359	1:41.294 (2)	86.47	0.302	17:47:50.562
5 -	31.815	45.354	24.320	1:41.489 (3)	86.31	0.497	17:49:32.051

P6 11 F2 GILBERT / MORGAN Shelbourne Yamaha -

IDEAL LAP TIME : 1:41.487 BEST LAP TIME : 1:41.499 DIFFERENCE : 0.012

LAP	SECTOR 1	SECTOR 2	SECTOR 3	LAP TIME	MPH	DIFF	TIME OF DAY
1 -		46.439	24.600	1:48.630	80.63	7.131	17:42:47.673
2 -	32.023	***45.121***	***24.355***	***1:41.499 (1)***	***86.30***		***17:44:29.172***
3 -	32.019	45.500	24.406	1:41.925 (2)	85.94	0.426	17:46:11.097
4 -	32.185	45.604	24.491	1:42.280 (3)	85.64	0.781	17:47:53.377
5 -	***32.011***	45.840	24.645	1:42.496	85.46	0.997	17:49:35.873

P7 31 F1 MUNRO / PETTMAN Windle Suzuki -

IDEAL LAP TIME : 1:40.449 BEST LAP TIME : 1:41.053 DIFFERENCE : 0.604

LAP	SECTOR 1	SECTOR 2	SECTOR 3	LAP TIME	MPH	DIFF	TIME OF DAY

Weather / Track : Cloudy / Dry

Brands Hatch GP
Circuit Length = 2.4332 miles
Start: 17:40 Flag 17:48 End: 17:50

BMCRC - MRO Championships 2016 - Rnd 8 @ Brands Hatch GP

RKB/BMCRC F1 & F2 Sidecars

RACE 22 - SECTOR ANALYSIS

SECTOR 1 = FL to I1, SECTOR 2 = I1 to I2, SECTOR 3 = I2 to FL, DIFF = Difference To Personal Best Lap

1 -		46.004	23.930	1:49.016		80.35	7.963	17:42:48.059
2 -	32.062	***44.909***	24.082	***1:41.053***	**(1)**	***86.68***		***17:44:29.112***
3 -	31.652	45.268	24.157	1:41.077	**(3)**	86.66	0.024	17:46:10.189
4 -	32.024	45.124	***23.924***	1:41.072	**(2)**	86.66	0.019	17:47:51.261
5 -	***31.616***	46.259	26.788	1:44.663		83.69	3.610	17:49:35.924

P8 188 F2 M & R VANNIEUWENHUYSE Shelbourne Honda - Norton Owners club Flanders Branch

IDEAL LAP TIME : 1:41.502 BEST LAP TIME : 1:41.649 DIFFERENCE : 0.147

LAP	SECTOR 1	SECTOR 2	SECTOR 3	LAP TIME		MPH	DIFF	TIME OF DAY
1 -		45.822	24.520	1:48.932		80.41	7.283	17:42:47.975
2 -	31.938	45.802	24.366	1:42.106	**(3)**	85.79	0.457	17:44:30.081
3 -	***31.915***	***45.358***	24.376	***1:41.649***	**(1)**	***86.17***		***17:46:11.730***
4 -	32.136	45.464	***24.229***	1:41.829	**(2)**	86.02	0.180	17:47:53.559
5 -	31.919	46.360	24.730	1:43.009		85.03	1.360	17:49:36.568

P9 92 F1 HILDIGE / HILDIGE LCR Suzuki -

IDEAL LAP TIME : 1:40.591 BEST LAP TIME : 1:42.007 DIFFERENCE : 1.416

LAP	SECTOR 1	SECTOR 2	SECTOR 3	LAP TIME		MPH	DIFF	TIME OF DAY
1 -		***44.600***	***23.928***	1:45.288	**(3)**	83.19	3.281	17:42:44.331
2 -	***32.063***	45.337	24.607	***1:42.007***	**(1)**	***85.87***		***17:44:26.338***
3 -	32.417	45.712	25.380	1:43.509	**(2)**	84.62	1.502	17:46:09.847
4 -	33.574	46.626	25.319	1:45.519		83.01	3.512	17:47:55.366
5 -	33.462	47.558	26.073	1:47.093		81.79	5.086	17:49:42.459

P10 17 F2 SCHOFIELD / LOWTHER Windle Suzuki - Witch eLiquid

IDEAL LAP TIME : 1:45.527 BEST LAP TIME : 1:45.823 DIFFERENCE : 0.296

LAP	SECTOR 1	SECTOR 2	SECTOR 3	LAP TIME		MPH	DIFF	TIME OF DAY
1 -		48.047	25.255	1:53.409		77.24	7.586	17:42:52.452
2 -	***32.953***	***47.398***	25.472	***1:45.823***	**(1)**	***82.77***		***17:44:38.275***
3 -	33.727	48.593	***25.176***	1:47.496		81.48	1.673	17:46:25.771
4 -	33.073	47.778	25.493	1:46.344	**(2)**	82.37	0.521	17:48:12.115
5 -	33.676	47.740	25.409	1:46.825	**(3)**	82.00	1.002	17:49:58.940

P11 88 F2 LONGMORE / LONGMORE DMR Honda -

IDEAL LAP TIME : 1:46.036 BEST LAP TIME : 1:46.767 DIFFERENCE : 0.731

LAP	SECTOR 1	SECTOR 2	SECTOR 3	LAP TIME		MPH	DIFF	TIME OF DAY
1 -		***47.762***	***25.273***	1:53.945		76.87	7.178	17:42:52.988
2 -	33.180	47.909	25.742	1:46.831	**(2)**	81.99	0.064	17:44:39.819
3 -	33.165	47.765	25.837	***1:46.767***	**(1)**	***82.04***		***17:46:26.586***
4 -	33.317	47.772	25.787	1:46.876		81.96	0.109	17:48:13.462
5 -	***33.001***	47.881	25.981	1:46.863	**(3)**	81.97	0.096	17:50:00.325

P12 32 F2 LUMLEY / WHITNALL Lumley LUM007 -

IDEAL LAP TIME : 1:45.648 BEST LAP TIME : 1:46.415 DIFFERENCE : 0.767

LAP	SECTOR 1	SECTOR 2	SECTOR 3	LAP TIME		MPH	DIFF	TIME OF DAY
1 -		48.000	24.866	1:52.661		77.75	6.246	17:42:51.704
2 -	33.198	48.898	***24.840***	1:46.936	**(2)**	81.91	0.521	17:44:38.640
3 -	***33.012***	48.479	24.924	***1:46.415***	**(1)**	***82.31***		***17:46:25.055***
4 -	34.494	***47.796***	24.984	1:47.274	**(3)**	81.65	0.859	17:48:12.329
5 -	33.735	48.118	30.127	1:51.980		78.22	5.565	17:50:04.309

P13 67 F1 PETTMAN / JEFFREY Windle Suzuki - MJP racing

IDEAL LAP TIME : 1:46.351 BEST LAP TIME : 1:46.552 DIFFERENCE : 0.201

LAP	SECTOR 1	SECTOR 2	SECTOR 3	LAP TIME		MPH	DIFF	TIME OF DAY
1 -		48.476	25.289	1:55.063		76.13	8.511	17:42:54.106
2 -	33.752	47.965	25.417	1:47.134	**(2)**	81.76	0.582	17:44:41.240
3 -	33.723	***47.622***	***25.207***	***1:46.552***	**(1)**	***82.21***		***17:46:27.792***
4 -	33.608	48.692	25.424	1:47.724	**(3)**	81.31	1.172	17:48:15.516

Weather / Track : Cloudy / Dry

Brands Hatch GP
Circuit Length = 2.4332 miles
Start: 17:40 Flag 17:48 End: 17:50

BMCRC - MRO Championships 2016 - Rnd 8 @ Brands Hatch GP

RKB/BMCRC F1 & F2 Sidecars

RACE 22 - SECTOR ANALYSIS

SECTOR 1 = FL to I1, SECTOR 2 = I1 to I2, SECTOR 3 = I2 to FL, DIFF = Difference To Personal Best Lap

5 -	***33.522***	48.155	27.135	1:48.812	80.50	2.260	17:50:04.328

P14 14 F2 HANDCOCK / EDWARDS Baker Honda -

IDEAL LAP TIME : 1:46.334 BEST LAP TIME : 1:46.929 DIFFERENCE : 0.595

LAP	SECTOR 1	SECTOR 2	SECTOR 3	LAP TIME	MPH	DIFF	TIME OF DAY
1 -		48.630	***24.993***	1:54.154	76.73	7.225	17:42:53.197
2 -	33.696	48.219	25.236	1:47.151 **(2)**	81.75	0.222	17:44:40.348
3 -	33.642	***47.719***	25.568	***1:46.929*** **(1)**	***81.92***		***17:46:27.277***
4 -	33.815	50.030	25.376	1:49.221	80.20	2.292	17:48:16.498
5 -	***33.622***	48.346	26.017	1:47.985 **(3)**	81.12	1.056	17:50:04.483

P15 113 F1 RESTALL / PITT RCN Yamaha - RCN Engineering

IDEAL LAP TIME : 1:47.942 BEST LAP TIME : 1:48.528 DIFFERENCE : 0.586

LAP	SECTOR 1	SECTOR 2	SECTOR 3	LAP TIME	MPH	DIFF	TIME OF DAY
1 -		49.177	25.557	1:57.567	74.50	9.039	17:42:56.610
2 -	34.869	***48.672***	25.619	1:49.160 **(2)**	80.24	0.632	17:44:45.770
3 -	34.458	49.514	25.803	1:49.775 **(3)**	79.79	1.247	17:46:35.545
4 -	35.010	49.699	25.326	1:50.035	79.60	1.507	17:48:25.580
5 -	***34.120***	49.258	***25.150***	***1:48.528*** **(1)**	***80.71***		***17:50:14.108***

P16 37 F2 MORPHET / HALLIBURTON LCR Suzuki -

IDEAL LAP TIME : 1:47.796 BEST LAP TIME : 1:48.412 DIFFERENCE : 0.616

LAP	SECTOR 1	SECTOR 2	SECTOR 3	LAP TIME	MPH	DIFF	TIME OF DAY
1 -		50.408	25.627	1:59.092	73.55	10.680	17:42:58.135
2 -	34.731	***48.228***	25.453	***1:48.412*** **(1)**	***80.80***		***17:44:46.547***
3 -	***34.150***	49.506	25.973	1:49.629 **(3)**	79.90	1.217	17:46:36.176
4 -	34.605	49.886	25.511	1:50.002	79.63	1.590	17:48:26.178
5 -	34.156	49.056	***25.418***	1:48.630 **(2)**	80.63	0.218	17:50:14.808

P17 75 F1 CLARKE / CLARKE -

IDEAL LAP TIME : 1:49.209 BEST LAP TIME : 1:49.577 DIFFERENCE : 0.368

LAP	SECTOR 1	SECTOR 2	SECTOR 3	LAP TIME	MPH	DIFF	TIME OF DAY
1 -		50.402	***25.850***	1:58.856	73.70	9.279	17:42:57.899
2 -	35.440	49.464	26.372	1:51.276	78.72	1.699	17:44:49.175
3 -	34.512	***49.415***	26.066	1:49.993 **(2)**	79.63	0.416	17:46:39.168
4 -	***33.944***	49.749	25.884	***1:49.577*** **(1)**	***79.94***		***17:48:28.745***
5 -	34.255	50.105	26.034	1:50.394 **(3)**	79.35	0.817	17:50:19.139

P18 20 F2 TAYLOR / FIELD Ireson Honda - SystemsAv

IDEAL LAP TIME : 1:54.096 BEST LAP TIME : 1:54.424 DIFFERENCE : 0.328

LAP	SECTOR 1	SECTOR 2	SECTOR 3	LAP TIME	MPH	DIFF	TIME OF DAY
1 -		54.814	27.450	2:09.600	67.59	15.176	17:43:08.643
2 -	35.797	***51.056***	27.571	***1:54.424*** **(1)**	***76.55***		***17:45:03.067***
3 -	***35.598***	51.524	***27.442***	1:54.564 **(2)**	76.46	0.140	17:46:57.631
4 -	36.286	51.993	28.302	1:56.581 **(3)**	75.13	2.157	17:48:54.212
5 -	37.080	53.111	28.832	1:59.023	73.59	4.599	17:50:53.235

P19 19 F1 MacBRIDE / WILKINSON DDR Suzuki -

IDEAL LAP TIME : 2:04.241 BEST LAP TIME : 2:04.969 DIFFERENCE : 0.728

LAP	SECTOR 1	SECTOR 2	SECTOR 3	LAP TIME	MPH	DIFF	TIME OF DAY
1 -		***56.963***	***28.586***	2:12.213	66.25	7.244	17:43:11.256
2 -	***38.692***	57.048	29.229	***2:04.969*** **(1)**	***70.09***		***17:45:16.225***
3 -	39.685	57.931	28.980	2:06.596 **(2)**	69.19	1.627	17:47:22.821
4 -	39.874	59.031	29.084	2:07.989 **(3)**	68.44	3.020	17:49:30.810

Weather / Track : Cloudy / Dry

Brands Hatch GP
Circuit Length = 2.4332 miles
Start: 17:40 Flag 17:48 End: 17:50

BMCRC - MRO Championships 2016 - Rnd 8 @ Brands Hatch GP

RKB/BMCRC F1 & F2 Sidecars

RACE 22 - SECTOR ANALYSIS

SECTOR 1 = FL to I1, SECTOR 2 = I1 to I2, SECTOR 3 = I2 to FL, DIFF = Difference To Personal Best Lap

P20 5 F1 BIGGS / RANSLEY LCR Suzuki -

IDEAL LAP TIME : 1:40.188 BEST LAP TIME : 1:44.596 DIFFERENCE : 4.408

LAP	SECTOR 1	SECTOR 2	SECTOR 3	LAP TIME	MPH	DIFF	TIME OF DAY
1 -		***44.061***	***24.518***	***1:44.596*** **(1)**	***83.74***		***17:42:43.639***

Weather / Track : Cloudy / Dry

Brands Hatch GP
Circuit Length = 2.4332 miles
Start: 17:40 Flag 17:48 End: 17:50

BMCRC - MRO Championships 2016 - Rnd 8 @ Brands Hatch GP

RKB/BMCRC F1 & F2 Sidecars

RACE 22 - BEST SECTORS

	SECTOR 1			SECTOR 2			SECTOR 3			IDEAL / BEST COMPARISON					
POS	NO	NAME	TIME	NO	NAME	TIME	NO	NAME	TIME	POS	NO	NAME	IDEAL	BEST	DIFF
												PERFECT LAP	1:34.487		
1	3	JAMES / TRITTON	30.008	3	JAMES / TRITTON	41.918	3	JAMES / TRITTON	22.561	1	3	JAMES / TRITTON	1:34.487	1:34.625	0.138
2	25	MacLAURIN / HOPE	30.341	25	MacLAURIN / HOPE	43.027	25	MacLAURIN / HOPE	23.025	2	25	MacLAURIN / HOPE	1:36.393	1:36.805	0.412
3	34	CHRISTIE / CHRIST	31.340	114	SMITH / ANDERSO	43.196	114	SMITH / ANDERSO	23.074	3	114	SMITH / ANDERSON	1:37.698	1:37.993	0.295
4	114	SMITH / ANDERSO	31.428	5	BIGGS / RANSLEY	44.061	34	CHRISTIE / CHRIST	23.913	4	34	CHRISTIE / CHRISTIE	1:39.749	1:40.197	0.448
5	5	BIGGS / RANSLEY	31.609	34	CHRISTIE / CHRIST	44.496	31	MUNRO / PETTMAN	23.924	5	5	BIGGS / RANSLEY	1:40.188	1:44.596	4.408
6	31	MUNRO / PETTMAN	31.616	92	HILDIGE / HILDIGE	44.600	92	HILDIGE / HILDIGE	23.928	6	31	MUNRO / PETTMAN	1:40.449	1:41.053	0.604
7	35	REEVES / CHRISTI	31.731	35	REEVES / CHRISTI	44.884	35	REEVES / CHRISTI	24.213	7	92	HILDIGE / HILDIGE	1:40.591	1:42.007	1.416
8	188	M & R VANNIEUWE	31.915	31	MUNRO / PETTMAN	44.909	188	M & R VANNIEUWE	24.229	8	35	REEVES / CHRISTIE	1:40.828	1:40.992	0.164
9	11	GILBERT / MORGA	32.011	11	GILBERT / MORGA	45.121	11	GILBERT / MORGA	24.355	9	11	GILBERT / MORGAN	1:41.487	1:41.499	0.012
10	92	HILDIGE / HILDIGE	32.063	188	M & R VANNIEUWE	45.358	5	BIGGS / RANSLEY	24.518	10	188	M & R VANNIEUWEN	1:41.502	1:41.649	0.147
11	17	SCHOFIELD / LOW	32.953	17	SCHOFIELD / LOW	47.398	32	LUMLEY / WHITNAL	24.840	11	17	SCHOFIELD / LOWTH	1:45.527	1:45.823	0.296
12	88	LONGMORE / LON	33.001	67	PETTMAN / JEFFRI	47.622	14	HANDCOCK / EDW	24.993	12	32	LUMLEY / WHITNALL	1:45.648	1:46.415	0.767
13	32	LUMLEY / WHITNAL	33.012	14	HANDCOCK / EDW	47.719	113	RESTALL / PITT	25.150	13	88	LONGMORE / LONGM	1:46.036	1:46.767	0.731
14	67	PETTMAN / JEFFRI	33.522	88	LONGMORE / LON	47.762	17	SCHOFIELD / LOW	25.176	14	14	HANDCOCK / EDWAR	1:46.334	1:46.929	0.595
15	14	HANDCOCK / EDW	33.622	32	LUMLEY / WHITNAL	47.796	67	PETTMAN / JEFFRI	25.207	15	67	PETTMAN / JEFFREY	1:46.351	1:46.552	0.201
16	75	CLARKE / CLARKE	33.944	37	MORPHET / HALLIE	48.228	88	LONGMORE / LON	25.273	16	37	MORPHET / HALLIBU	1:47.796	1:48.412	0.616
17	113	RESTALL / PITT	34.120	113	RESTALL / PITT	48.672	37	MORPHET / HALLIE	25.418	17	113	RESTALL / PITT	1:47.942	1:48.528	0.586
18	37	MORPHET / HALLIE	34.150	75	CLARKE / CLARKE	49.415	75	CLARKE / CLARKE	25.850	18	75	CLARKE / CLARKE	1:49.209	1:49.577	0.368
19	20	TAYLOR / FIELD	35.598	20	TAYLOR / FIELD	51.056	20	TAYLOR / FIELD	27.442	19	20	TAYLOR / FIELD	1:54.096	1:54.424	0.328
20	19	MacBRIDE / WILKIN	38.692	19	MacBRIDE / WILKIN	56.963	19	MacBRIDE / WILKIN	28.586	20	19	MacBRIDE / WILKINS	2:04.241	2:04.969	0.728
21															

Weather / Track : Cloudy / Dry

Brands Hatch GP
Circuit Length = 2.4332 miles
Start: 17:40 Flag 17:48 End: 17:50

Results can be found at www.tsl-timing.com

Printed - 17:52 Sunday, 21 August 2016

Thunderbike Extreme

Brands Hatch GP

20th & 21st August 2016

Results Provided by Timing Solutions Ltd
www.tsl-timing.com

Brands Hatch GP

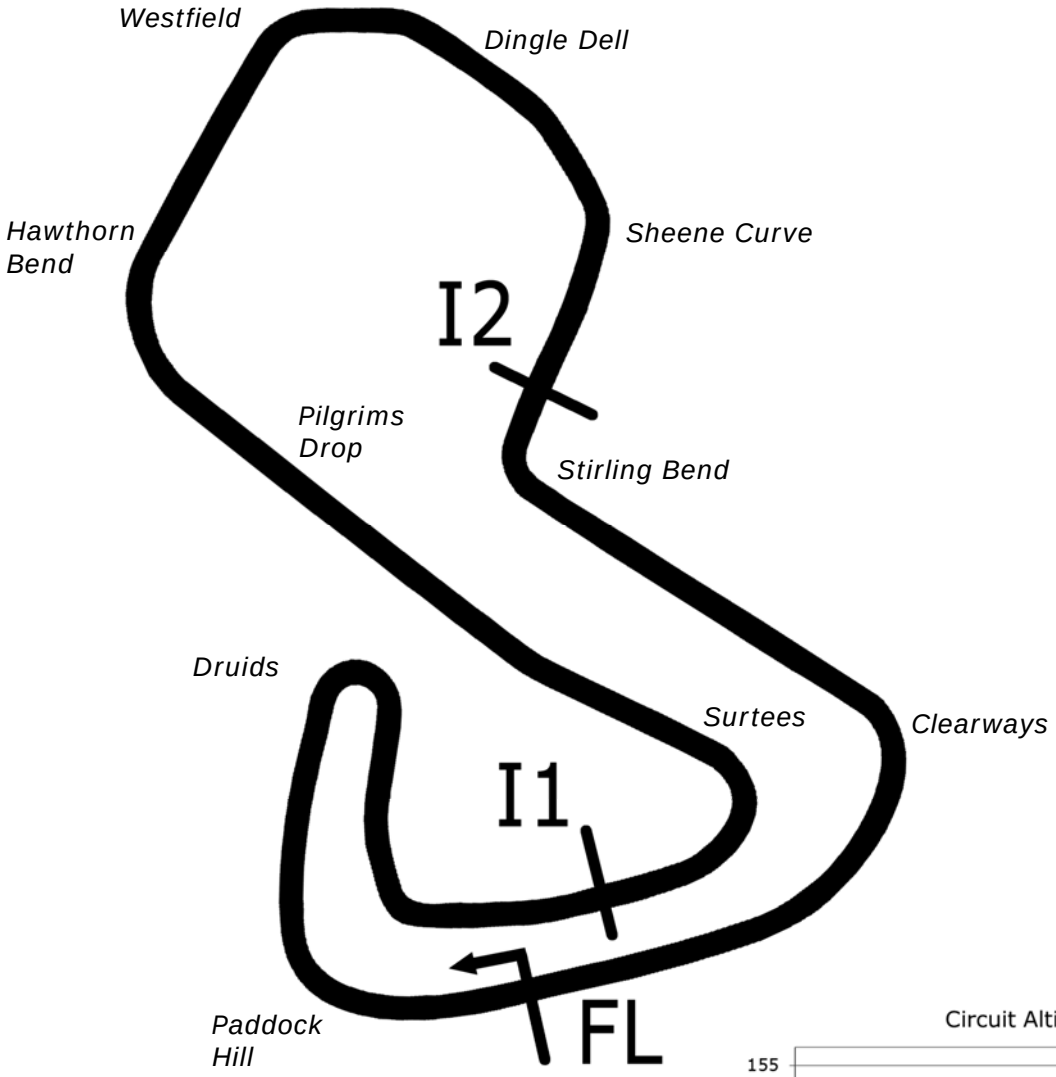

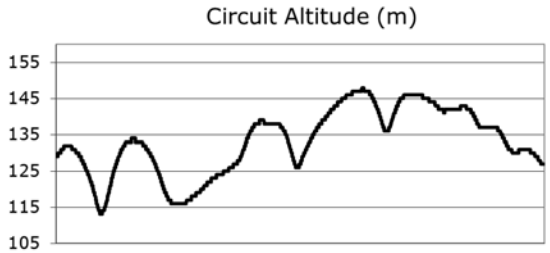

Length	2.4332 miles	3916.0 m	
FL		51.36032 N	0.26032 E
I1	1116m	51.35934 N	0.25955 E
I2	2928m	51.35532 N	0.26250 E
Pit Entry	3646m	51.35911 N	0.25743 E
Pit Exit	83m after FL	51.36017 N	0.26051 E

Pit Entry–Pit Exit 332m, 19.9s @60kph, 14.9s @80kph

All results available at www.tsl-timing.com

BMCRC - MRO Championships 2016 - Rnd 8 @ Brands Hatch GP

Thunderbike Extreme & BMCRC Rookie 1000

QUALIFYING - CLASSIFICATION

POS	NO	CL	PIC	NAME	ENTRY	TIME	ON	LAPS	GAP	DIFF	MPH
1	5	1000	1	Kyle O'DONOVAN	Yamaha - Meads Construction	1:52.688	6	6			77.73
2	11	1000	2	Mick WHALLEY	Yamaha - Fresh Fruit Ltd	1:52.902	6	6	0.214	0.214	77.58
3	75		1	Paul NEWMAN	Honda - Leeway building services	1:55.587	4	6	2.899	2.685	75.78
4	41		2	David ABRAHAM	Aprilia - Cambridge Motorcycles	1:56.339	6	6	3.651	0.752	75.29
5	33	1000	3	Rafal GRZEDA	BMW -	1:56.860	6	6	4.172	0.521	74.96
6	82		3	Matt HINNELLS	Aprilia - Moremoto/ Bears repairs	1:57.929	6	6	5.241	1.069	74.28
7	68	R	1	Ian COSTELLO	Suzuki -	1:58.457	6	6	5.769	0.528	73.94
8	40		4	David SHELVEY	Suzuki -	1:58.956	3	3	6.268	0.499	73.63
9	76		5	Jason BYARD	Suzuki - May Construction	1:59.069	3	4	6.381	0.113	73.56
10	254		6	Rick WINDAS	Ducati - Army Medical Services	1:59.427	5	6	6.739	0.358	73.34
11	42		7	Alan WOOD	Suzuki - J.Clubb Aggregates & Concrete	1:59.839	4	5	7.151	0.412	73.09
12	28	R	2	Dan NEMATI	Yamaha - Wayne Johnson	2:00.531	3	6	7.843	0.692	72.67
13	139		8	Antony COPLEY	Yamaha -	2:00.585	3	3	7.897	0.054	72.64
14	58		9	Michael SIMMONS	Kawasaki - Westcountry Windings	2:00.815	6	6	8.127	0.230	72.50
15	303	R	3	Adam NORTON	Honda -	2:01.253	5	5	8.565	0.438	72.24
16	129	1000	4	Luke BAILEY	Honda - L.C.A.B ENGINEERING LTD	2:01.281	5	5	8.593	0.028	72.22
17	15	1000	5	Mariusz SIEMIENIUK-JUZWIUK	Honda - BELMONT AUTO SERVICE	2:02.385	3	3	9.697	1.104	71.57
18	14		10	David SPENCER	Suzuki -	2:02.459	3	6	9.771	0.074	71.53
19	55		11	Michael COPLEY	Suzuki - Jayne copley	2:02.496	6	6	9.808	0.037	71.51
20	41	1000	6	Steven YOUNG	Honda - WDE Recruitment	2:03.834	4	6	11.146	1.338	70.73
21	35	R	4	Stephen HARVEY	Yamaha -	2:05.185	3	3	12.497	1.351	69.97
22	39		12	Rob WILLIAMS	Suzuki -	2:05.207	5	5	12.519	0.022	69.96
23	28	1000	7	Andrew HARRISON	Honda - Leiston press /seax vapourium	2:05.256	5	5	12.568	0.049	69.93
24	16		13	Matthew WREN	Kawasaki - Broken Matt	2:05.337	5	5	12.649	0.081	69.89
25	44		14	Denzil DAVIES	Suzuki - Advanced Mouldings Ltd	2:05.761	5	5	13.073	0.424	69.65
26	3		15	Phil BELENKIN	Suzuki -	2:06.069	4	6	13.381	0.308	69.48
27	57	1000	8	Justin McCORMACK	Kawasaki - JMR Kawasaki	2:06.960	5	5	14.272	0.891	68.99
28	222	1000	9	Matthew EPPS	Honda -	2:08.435	6	6	15.747	1.475	68.20
29	137	1000	10	Alun JOYCE	Honda - the fitness factory	2:08.594	1	5	15.906	0.159	68.12
30	141		16	Matthew ROBINSON	Suzuki - The Parkinson's society/Leopard print studio	2:09.047	5	5	16.359	0.453	67.88
31	51	1000	11	Lindsay FAIRFIELD	Kawasaki -	2:11.353	5	5	18.665	2.306	66.68
32	71		17	Ben BURNAL	Suzuki -	2:11.748	3	5	19.060	0.395	66.48
33	444	1000	12	Benjamin DOUGHTY	Yamaha - First choice builders	2:13.951	2	5	21.263	2.203	65.39
34	57 *		18	Nicholas WESTON	Kawasaki - Inta Motorcycle Services	2:15.218	2	2	22.530	1.267	64.78
35	16	1000	13	Paul CROWSON	Suzuki -	2:18.062	3	3	25.374	2.844	63.44
36	333	1000	14	Andrew HOUGHTON	Suzuki -	2:18.130	6	6	25.442	0.068	63.41
37	10	R	5	Carlo BOTTIGLIERI	Aprilia - TMT RACING	2:20.692	2	2	28.004	2.562	62.26
38	45		19	Paul BRYANT	Honda - CVM	2:21.089	3	3	28.401	0.397	62.08
39	94	R	6	Andrew ASHWORTH	Suzuki - Electrovista	2:25.891	4	4	33.203	4.802	60.04
40	20	R	7	Marc CRESSWELL	Honda -	2:26.294	1	1	33.606	0.403	59.87
41	83	R	8	Glen CADRUVI	Yamaha - Kent Commercial Laundry Repairs			0			

*** No 57 - Please fit a working transponder**

Brands Hatch GP
Circuit Length = 2.4332 miles
Start: 11:29 Flag 11:42 End: 11:44

Weather / Track : Cloudy / Wet
These results are provisional until the conclusion of any judicial and technical matters.

Clerk Of Course :		Timekeeper :

Results can be found at www.tsl-timing.com

Printed - 11:48 Saturday, 20 August 2016

BMCRC - MRO Championships 2016 - Rnd 8 @ Brands Hatch GP

Thunderbike Extreme & BMCRC Rookie 1000

QUALIFYING - SECTOR ANALYSIS

SECTOR 1 = FL to I1, SECTOR 2 = I1 to I2, SECTOR 3 = I2 to FL, DIFF = Difference To Personal Best Lap

P1 5 1000 Kyle O'DONOVAN Yamaha - Meads Construction

IDEAL LAP TIME : 1:52.688 BEST LAP TIME : 1:52.688 DIFFERENCE : 0.000

LAP	SECTOR 1	SECTOR 2	SECTOR 3	LAP TIME	MPH	DIFF	TIME OF DAY
1 -	40.507	56.788	26.466	2:03.761	70.78	11.073	11:33:28.999
2 -	37.979	52.131	26.683	1:56.793	75.00	4.105	11:35:25.792
3 -	37.356	51.894	26.168	1:55.418 (2)	75.89	2.730	11:37:21.210
4 -	37.310	53.350	26.315	1:56.975	74.88	4.287	11:39:18.185
5 -	37.526	52.289	26.658	1:56.473 (3)	75.20	3.785	11:41:14.658
6 -	***36.100***	***51.206***	***25.382***	***1:52.688 (1)***	***77.73***		***11:43:07.346***

P2 11 1000 Mick WHALLEY Yamaha - Fresh Fruit Ltd

IDEAL LAP TIME : 1:52.806 BEST LAP TIME : 1:52.902 DIFFERENCE : 0.096

LAP	SECTOR 1	SECTOR 2	SECTOR 3	LAP TIME	MPH	DIFF	TIME OF DAY
1 -	40.660	57.473	27.041	2:05.174	69.98	12.272	11:33:29.908
2 -	37.825	56.231	26.872	2:00.928	72.43	8.026	11:35:30.836
3 -	38.794	53.636	26.671	1:59.101	73.54	6.199	11:37:29.937
4 -	37.007	52.598	26.177	1:55.782 (3)	75.65	2.880	11:39:25.719
5 -	36.964	51.572	***25.868***	1:54.404 (2)	76.56	1.502	11:41:20.123
6 -	***35.790***	***51.148***	25.964	***1:52.902 (1)***	***77.58***		***11:43:13.025***

P3 75 Paul NEWMAN Honda - Leeway building services

IDEAL LAP TIME : 1:55.320 BEST LAP TIME : 1:55.587 DIFFERENCE : 0.267

LAP	SECTOR 1	SECTOR 2	SECTOR 3	LAP TIME	MPH	DIFF	TIME OF DAY
1 -	38.656	53.259	26.962	1:58.877	73.68	3.290	11:32:43.472
2 -	37.214	52.620	27.130	1:56.964 (3)	74.89	1.377	11:34:40.436
3 -	37.648	***51.979***	27.035	1:56.662 (2)	75.08	1.075	11:36:37.098
4 -	***36.755***	52.246	***26.586***	***1:55.587 (1)***	***75.78***		***11:38:32.685***
5 -	37.388	52.952	28.236	1:58.576	73.87	2.989	11:40:31.261
6 -	38.006	52.342	27.081	1:57.429	74.59	1.842	11:42:28.690

P4 41 David ABRAHAM Aprilia - Cambridge Motorcycles

IDEAL LAP TIME : 1:55.827 BEST LAP TIME : 1:56.339 DIFFERENCE : 0.512

LAP	SECTOR 1	SECTOR 2	SECTOR 3	LAP TIME	MPH	DIFF	TIME OF DAY
1 -	40.185	54.919	27.832	2:02.936	71.25	6.597	11:32:54.579
2 -	37.867	52.668	***26.414***	1:56.949 (2)	74.90	0.610	11:34:51.528
3 -	***37.423***	53.370	27.052	1:57.845 (3)	74.33	1.506	11:36:49.373
4 -	37.730	52.348	27.817	1:57.895	74.30	1.556	11:38:47.268
5 -	37.755	52.284	28.356	1:58.395	73.98	2.056	11:40:45.663
6 -	37.615	***51.990***	26.734	***1:56.339 (1)***	***75.29***		***11:42:42.002***

P5 33 1000 Rafal GRZEDA BMW -

IDEAL LAP TIME : 1:56.778 BEST LAP TIME : 1:56.860 DIFFERENCE : 0.082

LAP	SECTOR 1	SECTOR 2	SECTOR 3	LAP TIME	MPH	DIFF	TIME OF DAY
1 -	40.427	54.941	27.814	2:03.182	71.11	6.322	11:33:23.122
2 -	39.149	55.077	28.546	2:02.772	71.35	5.912	11:35:25.894
3 -	40.926	55.094	27.364	2:03.384	70.99	6.524	11:37:29.278
4 -	38.789	53.913	26.631	1:59.333 (3)	73.40	2.473	11:39:28.611
5 -	***38.480***	53.500	27.047	1:59.027 (2)	73.59	2.167	11:41:27.638
6 -	38.562	***52.129***	***26.169***	***1:56.860 (1)***	***74.96***		***11:43:24.498***

P6 82 Matt HINNELLS Aprilia - Moremoto/ Bears repairs

IDEAL LAP TIME : 1:57.762 BEST LAP TIME : 1:57.929 DIFFERENCE : 0.167

LAP	SECTOR 1	SECTOR 2	SECTOR 3	LAP TIME	MPH	DIFF	TIME OF DAY
1 -	41.160	55.765	28.290	2:05.215	69.95	7.286	11:33:22.046
2 -	39.501	54.669	28.169	2:02.339	71.60	4.410	11:35:24.385
3 -	38.922	53.928	28.156	2:01.006 (3)	72.39	3.077	11:37:25.391
4 -	39.888	53.633	27.656	2:01.177	72.28	3.248	11:39:26.568
5 -	***37.848***	53.776	29.265	2:00.889 (2)	72.46	2.960	11:41:27.457

Brands Hatch GP
Circuit Length = 2.4332 miles
Start: 11:29 Flag 11:42 End: 11:44

Weather / Track : Cloudy / Wet

BMCRC - MRO Championships 2016 - Rnd 8 @ Brands Hatch GP

Thunderbike Extreme & BMCRC Rookie 1000

QUALIFYING - SECTOR ANALYSIS

SECTOR 1 = FL to I1, SECTOR 2 = I1 to I2, SECTOR 3 = I2 to FL, DIFF = Difference To Personal Best Lap

6 -	38.015	***52.391***	***27.523***	***1:57.929***	**(1)**	***74.28***	***11:43:25.386***

P7 68 R Ian COSTELLO Suzuki -

IDEAL LAP TIME : 1:57.543 BEST LAP TIME : 1:58.457 DIFFERENCE : 0.914

LAP	SECTOR 1	SECTOR 2	SECTOR 3	LAP TIME	MPH	DIFF	TIME OF DAY
1 -	40.268	55.435	28.653	2:04.356	70.44	5.899	11:32:55.075
2 -	41.078	55.058	27.448	2:03.584	70.88	5.127	11:34:58.659
3 -	38.807	53.780	26.811	1:59.398 **(3)**	73.36	0.941	11:36:58.057
4 -	***38.352***	54.337	***26.530***	1:59.219 **(2)**	73.47	0.762	11:38:57.276
5 -	38.577	53.506	27.712	1:59.795	73.12	1.338	11:40:57.071
6 -	38.477	***52.661***	27.319	***1:58.457*** **(1)**	***73.94***		***11:42:55.528***

P8 40 David SHELVEY Suzuki -

IDEAL LAP TIME : 1:57.901 BEST LAP TIME : 1:58.956 DIFFERENCE : 1.055

LAP	SECTOR 1	SECTOR 2	SECTOR 3	LAP TIME	MPH	DIFF	TIME OF DAY
1 -		***52.447***	***27.019***	4:00.935 **(3)**	36.35	2:01.979	11:35:32.802
2 -	38.712	53.762	27.163	1:59.637 **(2)**	73.22	0.681	11:37:32.439
3 -	***38.435***	53.334	27.187	***1:58.956*** **(1)**	***73.63***		***11:39:31.395***

P9 76 Jason BYARD Suzuki - May Construction

IDEAL LAP TIME : 1:58.733 BEST LAP TIME : 1:59.069 DIFFERENCE : 0.336

LAP	SECTOR 1	SECTOR 2	SECTOR 3	LAP TIME	MPH	DIFF	TIME OF DAY
1 -	44.081	59.166	30.236	2:13.483	65.62	14.414	11:33:41.332
2 -	38.637	***53.072***	***27.441***	1:59.150 **(2)**	73.51	0.081	11:35:40.482
3 -	***38.220***	53.373	27.476	***1:59.069*** **(1)**	***73.56***		***11:37:39.551***
4 -	38.488	53.873	27.739	2:00.100 **(3)**	72.93	1.031	11:39:39.651

P10 254 Rick WINDAS Ducati - Army Medical Services

IDEAL LAP TIME : 1:58.346 BEST LAP TIME : 1:59.427 DIFFERENCE : 1.081

LAP	SECTOR 1	SECTOR 2	SECTOR 3	LAP TIME	MPH	DIFF	TIME OF DAY
1 -	43.865	58.370	29.376	2:11.611	66.55	12.184	11:33:19.292
2 -	41.876	55.737	28.622	2:06.235	69.39	6.808	11:35:25.527
3 -	40.807	55.102	28.353	2:04.262	70.49	4.835	11:37:29.789
4 -	39.621	53.666	***27.256***	2:00.543 **(3)**	72.66	1.116	11:39:30.332
5 -	***38.400***	***52.690***	28.337	***1:59.427*** **(1)**	***73.34***		***11:41:29.759***
6 -	38.684	53.479	27.312	1:59.475 **(2)**	73.31	0.048	11:43:29.234

P11 42 Alan WOOD Suzuki - J.Clubb Aggregates & Concrete

IDEAL LAP TIME : 1:59.839 BEST LAP TIME : 1:59.839 DIFFERENCE : 0.000

LAP	SECTOR 1	SECTOR 2	SECTOR 3	LAP TIME	MPH	DIFF	TIME OF DAY
1 -	46.070	1:04.595	28.816	2:19.481	62.80	19.642	11:33:45.856
2 -	41.471	56.745	28.253	2:06.469	69.26	6.630	11:35:52.325
3 -	39.550	53.931	27.487	2:00.968 **(2)**	72.41	1.129	11:37:53.293
4 -	***39.300***	***53.245***	***27.294***	***1:59.839*** **(1)**	***73.09***		***11:39:53.132***
5 -	39.406	55.232	27.753	2:02.391 **(3)**	71.57	2.552	11:41:55.523

P12 28 R Dan NEMATI Yamaha - Wayne Johnson

IDEAL LAP TIME : 1:59.010 BEST LAP TIME : 2:00.531 DIFFERENCE : 1.521

LAP	SECTOR 1	SECTOR 2	SECTOR 3	LAP TIME	MPH	DIFF	TIME OF DAY
1 -	39.281	56.033	***27.070***	2:02.384	71.57	1.853	11:33:04.426
2 -	***37.135***	1:33.329	27.822	2:38.286	55.34	37.755	11:35:42.712
3 -	38.264	54.937	27.330	***2:00.531*** **(1)**	***72.67***		***11:37:43.243***
4 -	38.879	***54.805***	28.309	2:01.993 **(2)**	71.80	1.462	11:39:45.236
5 -	39.128	55.373	27.618	2:02.119 **(3)**	71.73	1.588	11:41:47.355
6 -	39.931	54.930	27.763	2:02.624	71.43	2.093	11:43:49.979

Weather / Track : Cloudy / Wet

Brands Hatch GP
Circuit Length = 2.4332 miles
Start: 11:29 Flag 11:42 End: 11:44

BMCRC - MRO Championships 2016 - Rnd 8 @ Brands Hatch GP

Thunderbike Extreme & BMCRC Rookie 1000

QUALIFYING - SECTOR ANALYSIS

SECTOR 1 = FL to I1, SECTOR 2 = I1 to I2, SECTOR 3 = I2 to FL, DIFF = Difference To Personal Best Lap

P13 139 Antony COPLEY Yamaha -

IDEAL LAP TIME : 2:00.585 BEST LAP TIME : 2:00.585 DIFFERENCE : 0.000

LAP	SECTOR 1	SECTOR 2	SECTOR 3	LAP TIME	MPH	DIFF	TIME OF DAY
1 -	42.168	55.881	28.323	2:06.372 (3)	69.31	5.787	11:33:28.851
2 -	39.844	54.767	28.098	2:02.709 (2)	71.38	2.124	11:35:31.560
3 -	***39.564***	***53.480***	***27.541***	***2:00.585 (1)***	***72.64***		***11:37:32.145***

P14 58 Michael SIMMONS Kawasaki - Westcountry Windings

IDEAL LAP TIME : 2:00.551 BEST LAP TIME : 2:00.815 DIFFERENCE : 0.264

LAP	SECTOR 1	SECTOR 2	SECTOR 3	LAP TIME	MPH	DIFF	TIME OF DAY
1 -	41.225	59.153	28.987	2:09.365	67.71	8.550	11:33:28.393
2 -	40.273	56.757	28.776	2:05.806	69.62	4.991	11:35:34.199
3 -	39.629	55.348	***27.975***	2:02.952 (2)	71.24	2.137	11:37:37.151
4 -	40.546	57.469	28.671	2:06.686	69.14	5.871	11:39:43.837
5 -	39.386	54.708	29.260	2:03.354 (3)	71.01	2.539	11:41:47.191
6 -	***38.465***	***54.111***	28.239	***2:00.815 (1)***	***72.50***		***11:43:48.006***

P15 303 R Adam NORTON Honda -

IDEAL LAP TIME : 2:01.218 BEST LAP TIME : 2:01.253 DIFFERENCE : 0.035

LAP	SECTOR 1	SECTOR 2	SECTOR 3	LAP TIME	MPH	DIFF	TIME OF DAY
1 -	46.716	1:02.611	30.587	2:19.914	62.60	18.661	11:33:34.778
2 -	42.829	57.847	28.537	2:09.213	67.79	7.960	11:35:43.991
3 -	40.201	55.361	28.090	2:03.652 (3)	70.84	2.399	11:37:47.643
4 -	39.918	54.997	***27.973***	2:02.888 (2)	71.28	1.635	11:39:50.531
5 -	***38.929***	***54.316***	28.008	***2:01.253 (1)***	***72.24***		***11:41:51.784***

P16 129 1000 Luke BAILEY Honda - L.C.A.B ENGINEERING LTD

IDEAL LAP TIME : 2:01.281 BEST LAP TIME : 2:01.281 DIFFERENCE : 0.000

LAP	SECTOR 1	SECTOR 2	SECTOR 3	LAP TIME	MPH	DIFF	TIME OF DAY
1 -	46.892	1:05.295	30.283	2:22.470	61.48	21.189	11:33:49.434
2 -	42.814	58.701	28.951	2:10.466	67.14	9.185	11:35:59.900
3 -	40.248	56.812	28.599	2:05.659 (3)	69.71	4.378	11:38:05.559
4 -	39.862	55.158	28.306	2:03.326 (2)	71.02	2.045	11:40:08.885
5 -	***39.553***	***53.994***	***27.734***	***2:01.281 (1)***	***72.22***		***11:42:10.166***

P17 15 1000 Mariusz SIEMIENIUK-JUZWIUK Honda - BELMONT AUTO SERVICE

IDEAL LAP TIME : 2:01.407 BEST LAP TIME : 2:02.385 DIFFERENCE : 0.978

LAP	SECTOR 1	SECTOR 2	SECTOR 3	LAP TIME	MPH	DIFF	TIME OF DAY
1 -	41.593	58.318	***27.505***	2:07.416 (3)	68.74	5.031	11:33:27.833
2 -	***38.878***	57.395	27.747	2:04.020 (2)	70.63	1.635	11:35:31.853
3 -	39.621	***55.024***	27.740	***2:02.385 (1)***	***71.57***		***11:37:34.238***

P18 14 David SPENCER Suzuki -

IDEAL LAP TIME : 2:01.562 BEST LAP TIME : 2:02.459 DIFFERENCE : 0.897

LAP	SECTOR 1	SECTOR 2	SECTOR 3	LAP TIME	MPH	DIFF	TIME OF DAY
1 -	45.430	1:01.089	29.834	2:16.353	64.24	13.894	11:33:44.255
2 -	41.885	56.051	28.810	2:06.746	69.11	4.287	11:35:51.001
3 -	39.852	54.159	28.448	***2:02.459 (1)***	***71.53***		***11:37:53.460***
4 -	40.169	54.192	***28.343***	2:02.704 (2)	71.39	0.245	11:39:56.164
5 -	***39.223***	55.597	30.359	2:05.179	69.97	2.720	11:42:01.343
6 -	41.281	***53.996***	28.997	2:04.274 (3)	70.48	1.815	11:44:05.617

P19 55 Michael COPLEY Suzuki - Jayne copley

IDEAL LAP TIME : 2:01.466 BEST LAP TIME : 2:02.496 DIFFERENCE : 1.030

LAP	SECTOR 1	SECTOR 2	SECTOR 3	LAP TIME	MPH	DIFF	TIME OF DAY
1 -	41.223	58.975	28.755	2:08.953	67.93	6.457	11:33:30.070
2 -	39.964	57.333	28.338	2:05.635	69.72	3.139	11:35:35.705

Weather / Track : Cloudy / Wet

Brands Hatch GP
Circuit Length = 2.4332 miles
Start: 11:29 Flag 11:42 End: 11:44

BMCRC - MRO Championships 2016 - Rnd 8 @ Brands Hatch GP

Thunderbike Extreme & BMCRC Rookie 1000

QUALIFYING - SECTOR ANALYSIS

SECTOR 1 = FL to I1, SECTOR 2 = I1 to I2, SECTOR 3 = I2 to FL, DIFF = Difference To Personal Best Lap

3 -	39.130	54.647	29.027	2:02.804 (2)	71.33	0.308	11:37:38.509
4 -	39.956	57.241	28.777	2:05.974	69.53	3.478	11:39:44.483
5 -	40.330	55.266	***28.025***	2:03.621 (3)	70.86	1.125	11:41:48.104
6 -	***38.836***	***54.605***	29.055	***2:02.496 (1)***	***71.51***		***11:43:50.600***

P20 41 1000 Steven YOUNG Honda - WDE Recruitment

IDEAL LAP TIME : 2:03.190 BEST LAP TIME : 2:03.834 DIFFERENCE : 0.644

LAP	SECTOR 1	SECTOR 2	SECTOR 3	LAP TIME	MPH	DIFF	TIME OF DAY
1 -	41.392	58.310	29.189	2:08.891	67.96	5.057	11:33:07.581
2 -	40.098	56.473	28.499	2:05.070	70.03	1.236	11:35:12.651
3 -	40.477	56.036	29.151	2:05.664	69.70	1.830	11:37:18.315
4 -	39.853	***55.492***	28.489	***2:03.834 (1)***	***70.73***		***11:39:22.149***
5 -	***39.755***	55.914	29.378	2:05.047 (3)	70.05	1.213	11:41:27.196
6 -	41.159	55.646	***27.943***	2:04.748 (2)	70.22	0.914	11:43:31.944

P21 35 R Stephen HARVEY Yamaha -

IDEAL LAP TIME : 2:05.150 BEST LAP TIME : 2:05.185 DIFFERENCE : 0.035

LAP	SECTOR 1	SECTOR 2	SECTOR 3	LAP TIME	MPH	DIFF	TIME OF DAY
1 -	44.513	1:02.910	30.490	2:17.913 (3)	63.51	12.728	11:33:48.221
2 -	42.867	58.262	29.687	2:10.816 (2)	66.96	5.631	11:35:59.037
3 -	***40.674***	55.942	***28.569***	***2:05.185 (1)***	***69.97***		***11:38:04.222***

P22 39 Rob WILLIAMS Suzuki -

IDEAL LAP TIME : 2:05.207 BEST LAP TIME : 2:05.207 DIFFERENCE : 0.000

LAP	SECTOR 1	SECTOR 2	SECTOR 3	LAP TIME	MPH	DIFF	TIME OF DAY
1 -	42.647	1:05.549	32.394	2:20.590	62.30	15.383	11:33:55.001
2 -	43.230	1:00.160	29.293	2:12.683	66.02	7.476	11:36:07.684
3 -	40.760	57.422	30.856	2:09.038 (2)	67.88	3.831	11:38:16.722
4 -	43.672	58.578	30.212	2:12.462 (3)	66.13	7.255	11:40:29.184
5 -	***40.052***	***56.580***	***28.575***	***2:05.207 (1)***	***69.96***		***11:42:34.391***

P23 28 1000 Andrew HARRISON Honda - Leiston press /seax vapourium

IDEAL LAP TIME : 2:04.757 BEST LAP TIME : 2:05.256 DIFFERENCE : 0.499

LAP	SECTOR 1	SECTOR 2	SECTOR 3	LAP TIME	MPH	DIFF	TIME OF DAY
1 -	47.455	1:04.370	30.264	2:22.089	61.65	16.833	11:33:47.004
2 -	42.000	59.979	***28.151***	2:10.130 (3)	67.31	4.874	11:35:57.134
3 -	42.218	1:00.104	28.752	2:11.074	66.83	5.818	11:38:08.208
4 -	40.656	***56.056***	28.952	2:05.664 (2)	69.70	0.408	11:40:13.872
5 -	***40.550***	56.116	28.590	***2:05.256 (1)***	***69.93***		***11:42:19.128***

P24 16 Matthew WREN Kawasaki - Broken Matt

IDEAL LAP TIME : 2:05.117 BEST LAP TIME : 2:05.337 DIFFERENCE : 0.220

LAP	SECTOR 1	SECTOR 2	SECTOR 3	LAP TIME	MPH	DIFF	TIME OF DAY
1 -	46.114	1:07.494	29.767	2:23.375	61.09	18.038	11:33:51.136
2 -	44.127	1:02.633	31.711	2:18.471	63.26	13.134	11:36:09.607
3 -	43.503	58.819	***28.506***	2:10.828 (2)	66.95	5.491	11:38:20.435
4 -	42.455	59.851	29.985	2:12.291 (3)	66.21	6.954	11:40:32.726
5 -	***40.960***	***55.651***	28.726	***2:05.337 (1)***	***69.89***		***11:42:38.063***

P25 44 Denzil DAVIES Suzuki - Advanced Mouldings Ltd

IDEAL LAP TIME : 2:04.962 BEST LAP TIME : 2:05.761 DIFFERENCE : 0.799

LAP	SECTOR 1	SECTOR 2	SECTOR 3	LAP TIME	MPH	DIFF	TIME OF DAY
1 -	44.208	1:01.372	29.995	2:15.575	64.61	9.814	11:33:20.552
2 -	42.576	57.807	29.065	2:09.448	67.67	3.687	11:35:30.000
3 -	41.048	57.819	29.412	2:08.279 (3)	68.28	2.518	11:37:38.279
4 -	41.000	57.547	29.251	2:07.798 (2)	68.54	2.037	11:39:46.077
5 -	40.800	***56.342***	***28.619***	***2:05.761 (1)***	***69.65***		***11:41:51.838***

Weather / Track : Cloudy / Wet

Brands Hatch GP
Circuit Length = 2.4332 miles
Start: 11:29 Flag 11:42 End: 11:44

BMCRC - MRO Championships 2016 - Rnd 8 @ Brands Hatch GP

Thunderbike Extreme & BMCRC Rookie 1000

QUALIFYING - SECTOR ANALYSIS

SECTOR 1 = FL to I1, SECTOR 2 = I1 to I2, SECTOR 3 = I2 to FL, DIFF = Difference To Personal Best Lap

P26 3 Phil BELENKIN Suzuki -

IDEAL LAP TIME : 2:05.662 BEST LAP TIME : 2:06.069 DIFFERENCE : 0.407

LAP	SECTOR 1	SECTOR 2	SECTOR 3	LAP TIME	MPH	DIFF	TIME OF DAY
1 -	44.881	1:03.161	30.808	2:18.850	63.08	12.781	11:33:25.685
2 -	43.759	58.126	29.613	2:11.498	66.61	5.429	11:35:37.183
3 -	41.979	57.112	***28.075***	2:07.166 **(2)**	68.88	1.097	11:37:44.349
4 -	41.263	***56.654***	28.152	***2:06.069*** **(1)**	***69.48***		***11:39:50.418***
5 -	***40.933***	59.058	30.448	2:10.439	67.15	4.370	11:42:00.857
6 -	41.562	56.914	29.036	2:07.512 **(3)**	68.69	1.443	11:44:08.369

P27 57 1000 Justin McCORMACK Kawasaki - JMR Kawasaki

IDEAL LAP TIME : 2:06.960 BEST LAP TIME : 2:06.960 DIFFERENCE : 0.000

LAP	SECTOR 1	SECTOR 2	SECTOR 3	LAP TIME	MPH	DIFF	TIME OF DAY
1 -	47.297	1:04.732	31.337	2:23.366	61.10	16.406	11:33:47.600
2 -	44.522	1:00.692	30.029	2:15.243	64.77	8.283	11:36:02.843
3 -	42.172	58.997	29.934	2:11.103 **(2)**	66.81	4.143	11:38:13.946
4 -	43.541	58.370	29.921	2:11.832 **(3)**	66.44	4.872	11:40:25.778
5 -	***41.576***	***56.536***	***28.848***	***2:06.960*** **(1)**	***68.99***		***11:42:32.738***

P28 222 1000 Matthew EPPS Honda -

IDEAL LAP TIME : 2:08.260 BEST LAP TIME : 2:08.435 DIFFERENCE : 0.175

LAP	SECTOR 1	SECTOR 2	SECTOR 3	LAP TIME	MPH	DIFF	TIME OF DAY
1 -	43.205	59.637	29.715	2:12.557	66.08	4.122	11:33:13.620
2 -	43.257	58.769	30.211	2:12.237	66.24	3.802	11:35:25.857
3 -	***42.718***	57.434	29.348	2:09.500 **(2)**	67.64	1.065	11:37:35.357
4 -	42.819	58.254	29.448	2:10.521 **(3)**	67.11	2.086	11:39:45.878
5 -	42.730	1:01.169	31.367	2:15.266	64.76	6.831	11:42:01.144
6 -	42.893	***56.434***	***29.108***	***2:08.435*** **(1)**	***68.20***		***11:44:09.579***

P29 137 1000 Alun JOYCE Honda - the fitness factory

IDEAL LAP TIME : 2:06.772 BEST LAP TIME : 2:08.594 DIFFERENCE : 1.822

LAP	SECTOR 1	SECTOR 2	SECTOR 3	LAP TIME	MPH	DIFF	TIME OF DAY
1 -	43.377	***56.524***	***28.693***	***2:08.594*** **(1)**	***68.12***		***11:33:14.077***
2 -	41.777	58.231	29.890	2:09.898 **(3)**	67.43	1.304	11:35:23.975
3 -	42.424	58.014	29.895	2:10.333	67.21	1.739	11:37:34.308
4 -	42.870	57.387	29.480	2:09.737 **(2)**	67.52	1.143	11:39:44.045
5 -	43.110	58.017	29.660	2:10.787	66.97	2.193	11:41:54.832

P30 141 Matthew ROBINSON Suzuki - The Parkinson's society/Leopard print studio

IDEAL LAP TIME : 2:08.348 BEST LAP TIME : 2:09.047 DIFFERENCE : 0.699

LAP	SECTOR 1	SECTOR 2	SECTOR 3	LAP TIME	MPH	DIFF	TIME OF DAY
1 -	44.094	1:00.233	30.365	2:14.692	65.03	5.645	11:33:19.141
2 -	44.252	59.792	29.982	2:14.026	65.35	4.979	11:35:33.167
3 -	41.830	58.661	29.669	2:10.160 **(3)**	67.30	1.113	11:37:43.327
4 -	42.274	58.202	***29.061***	2:09.537 **(2)**	67.62	0.490	11:39:52.864
5 -	***41.475***	***57.812***	29.760	***2:09.047*** **(1)**	***67.88***		***11:42:01.911***

P31 51 1000 Lindsay FAIRFIELD Kawasaki -

IDEAL LAP TIME : 2:10.910 BEST LAP TIME : 2:11.353 DIFFERENCE : 0.443

LAP	SECTOR 1	SECTOR 2	SECTOR 3	LAP TIME	MPH	DIFF	TIME OF DAY
1 -	49.867	1:10.495	32.576	2:32.938	57.27	21.585	11:33:53.192
2 -	46.118	1:03.768	31.298	2:21.184	62.04	9.831	11:36:14.376
3 -	44.427	1:00.561	***30.161***	2:15.149 **(2)**	64.81	3.796	11:38:29.525
4 -	44.630	1:00.149	32.177	2:16.956 **(3)**	63.96	5.603	11:40:46.481
5 -	***43.019***	***57.730***	30.604	***2:11.353*** **(1)**	***66.68***		***11:42:57.834***

Weather / Track : Cloudy / Wet

Brands Hatch GP
Circuit Length = 2.4332 miles
Start: 11:29 Flag 11:42 End: 11:44

BMCRC - MRO Championships 2016 - Rnd 8 @ Brands Hatch GP

Thunderbike Extreme & BMCRC Rookie 1000

QUALIFYING - SECTOR ANALYSIS

SECTOR 1 = FL to I1, SECTOR 2 = I1 to I2, SECTOR 3 = I2 to FL, DIFF = Difference To Personal Best Lap

P32 71 Ben BURNAL Suzuki -

IDEAL LAP TIME : 2:11.634 BEST LAP TIME : 2:11.748 DIFFERENCE : 0.114

LAP	SECTOR 1	SECTOR 2	SECTOR 3	LAP TIME	MPH	DIFF	TIME OF DAY
1 -	47.417	1:04.269	30.907	2:22.593	61.43	10.845	11:33:47.993
2 -	44.220	59.821	30.084	2:14.125 (3)	65.31	2.377	11:36:02.118
3 -	***41.847***	***59.759***	30.142	***2:11.748*** **(1)**	***66.48***		***11:38:13.866***
4 -	44.673	1:00.009	30.550	2:15.232	64.77	3.484	11:40:29.098
5 -	43.172	1:00.148	***30.028***	2:13.348 (2)	65.69	1.600	11:42:42.446

P33 444 1000 Benjamin DOUGHTY Yamaha - First choice builders

IDEAL LAP TIME : 2:13.333 BEST LAP TIME : 2:13.951 DIFFERENCE : 0.618

LAP	SECTOR 1	SECTOR 2	SECTOR 3	LAP TIME	MPH	DIFF	TIME OF DAY
1 -	48.982	1:02.478	31.074	2:22.534	61.45	8.583	11:33:44.727
2 -	43.733	***1:00.068***	***30.150***	***2:13.951*** **(1)**	***65.39***		***11:35:58.678***
3 -	***43.115***	1:02.009	31.406	2:16.530 (2)	64.16	2.579	11:38:15.208
4 -	45.723	1:02.648	32.273	2:20.644	62.28	6.693	11:40:35.852
5 -	45.260	1:02.174	32.556	2:19.990 (3)	62.57	6.039	11:42:55.842

P34 57 Nicholas WESTON Kawasaki - Inta Motorcycle Services

IDEAL LAP TIME : BEST LAP TIME : 2:15.218 DIFFERENCE :

LAP	SECTOR 1	SECTOR 2	SECTOR 3	LAP TIME	MPH	DIFF	TIME OF DAY
1 -				2:22.927 (2)	61.28	7.709	11:33:41.072
2 -				***2:15.218*** **(1)**	***64.78***		***11:35:56.290***

P35 16 1000 Paul CROWSON Suzuki -

IDEAL LAP TIME : 2:18.062 BEST LAP TIME : 2:18.062 DIFFERENCE : 0.000

LAP	SECTOR 1	SECTOR 2	SECTOR 3	LAP TIME	MPH	DIFF	TIME OF DAY
1 -	45.574	1:05.993	31.559	2:23.126 (3)	61.20	5.064	11:33:34.764
2 -	44.877	1:04.334	31.469	2:20.680 (2)	62.26	2.618	11:35:55.444
3 -	***43.734***	***1:03.277***	***31.051***	***2:18.062*** **(1)**	***63.44***		***11:38:13.506***

P36 333 1000 Andrew HOUGHTON Suzuki -

IDEAL LAP TIME : 2:17.667 BEST LAP TIME : 2:18.130 DIFFERENCE : 0.463

LAP	SECTOR 1	SECTOR 2	SECTOR 3	LAP TIME	MPH	DIFF	TIME OF DAY
1 -	OUTLAP	1:12.164	34.506	2:37.007	55.79	18.877	11:32:33.353
2 -	46.831	1:05.453	32.654	2:24.938	60.43	6.808	11:34:58.291
3 -	46.590	1:04.072	31.694	2:22.356	61.53	4.226	11:37:20.647
4 -	***45.120***	1:03.571	31.994	2:20.685 (3)	62.26	2.555	11:39:41.332
5 -	45.409	1:02.784	31.350	2:19.543 (2)	62.77	1.413	11:42:00.875
6 -	45.583	***1:01.996***	***30.551***	***2:18.130*** **(1)**	***63.41***		***11:44:19.005***

P37 10 R Carlo BOTTIGLIERI Aprilia - TMT RACING

IDEAL LAP TIME : 2:20.674 BEST LAP TIME : 2:20.692 DIFFERENCE : 0.018

LAP	SECTOR 1	SECTOR 2	SECTOR 3	LAP TIME	MPH	DIFF	TIME OF DAY
1 -	45.994	1:04.420	***32.275***	2:22.689 (2)	61.39	1.997	11:33:42.813
2 -	***45.157***	***1:03.242***	32.293	***2:20.692*** **(1)**	***62.26***		***11:36:03.505***

P38 45 Paul BRYANT Honda - CVM

IDEAL LAP TIME : 2:20.524 BEST LAP TIME : 2:21.089 DIFFERENCE : 0.565

LAP	SECTOR 1	SECTOR 2	SECTOR 3	LAP TIME	MPH	DIFF	TIME OF DAY
1 -	49.699	1:10.339	32.916	2:32.954 (3)	57.27	11.865	11:33:55.062
2 -	46.469	***1:03.666***	31.603	2:21.738 (2)	61.80	0.649	11:36:16.800
3 -	***45.593***	1:04.231	***31.265***	***2:21.089*** **(1)**	***62.08***		***11:38:37.889***

Weather / Track : Cloudy / Wet

Brands Hatch GP
Circuit Length = 2.4332 miles
Start: 11:29 Flag 11:42 End: 11:44

BMCRC - MRO Championships 2016 - Rnd 8 @ Brands Hatch GP

Thunderbike Extreme & BMCRC Rookie 1000

QUALIFYING - SECTOR ANALYSIS

SECTOR 1 = FL to I1, SECTOR 2 = I1 to I2, SECTOR 3 = I2 to FL, DIFF = Difference To Personal Best Lap

P39 94 R Andrew ASHWORTH Suzuki - Electrovista

IDEAL LAP TIME : 2:24.852 BEST LAP TIME : 2:25.891 DIFFERENCE : 1.039

LAP	SECTOR 1	SECTOR 2	SECTOR 3	LAP TIME	MPH	DIFF	TIME OF DAY
1 -	OUTLAP	1:09.047	35.078	2:38.045	55.42	12.154	11:34:08.890
2 -	49.997	1:06.589	33.470	2:30.056 **(3)**	58.37	4.165	11:36:38.946
3 -	47.928	1:05.698	***33.106***	2:26.732 **(2)**	59.69	0.841	11:39:05.678
4 -	***47.190***	***1:04.556***	34.145	***2:25.891*** **(1)**	***60.04***		***11:41:31.569***

P40 20 R Marc CRESSWELL Honda -

IDEAL LAP TIME : 2:25.940 BEST LAP TIME : 2:26.294 DIFFERENCE : 0.354

LAP	SECTOR 1	SECTOR 2	SECTOR 3	LAP TIME	MPH	DIFF	TIME OF DAY
1 -	***46.673***	***1:06.280***	33.341	***2:26.294*** **(1)**	***59.87***		***11:34:05.070***

Weather / Track : Cloudy / Wet

Brands Hatch GP
Circuit Length = 2.4332 miles
Start: 11:29 Flag 11:42 End: 11:44

BMCRC - MRO Championships 2016 - Rnd 8 @ Brands Hatch GP

Thunderbike Extreme & BMCRC Rookie 1000

QUALIFYING - BEST SECTORS

	SECTOR 1			SECTOR 2			SECTOR 3			IDEAL / BEST COMPARISON					
POS	NO	NAME	TIME	NO	NAME	TIME	NO	NAME	TIME	POS	NO	NAME	IDEAL	BEST	DIFF
												PERFECT LAP	1:52.320		
1	11	WHALLEY	35.790	11	WHALLEY	51.148	5	O'DONOVAN	25.382	1	5	O'DONOVAN	1:52.688	1:52.688	0.000
2	5	O'DONOVAN	36.100	5	O'DONOVAN	51.206	11	WHALLEY	25.868	2	11	WHALLEY	1:52.806	1:52.902	0.096
3	75	NEWMAN	36.755	75	NEWMAN	51.979	33	GRZEDA	26.169	3	75	NEWMAN	1:55.320	1:55.587	0.267
4	28	NEMATI	37.135	41	ABRAHAM	51.990	41	ABRAHAM	26.414	4	41	ABRAHAM	1:55.827	1:56.339	0.512
5	41	ABRAHAM	37.423	33	GRZEDA	52.129	68	COSTELLO	26.530	5	33	GRZEDA	1:56.778	1:56.860	0.082
6	82	HINNELLS	37.848	82	HINNELLS	52.391	75	NEWMAN	26.586	6	68	COSTELLO	1:57.543	1:58.457	0.914
7	76	BYARD	38.220	40	SHELVEY	52.447	40	SHELVEY	27.019	7	82	HINNELLS	1:57.762	1:57.929	0.167
8	68	COSTELLO	38.352	68	COSTELLO	52.661	28	NEMATI	27.070	8	40	SHELVEY	1:57.901	1:58.956	1.055
9	254	WINDAS	38.400	254	WINDAS	52.690	254	WINDAS	27.256	9	254	WINDAS	1:58.346	1:59.427	1.081
10	40	SHELVEY	38.435	76	BYARD	53.072	42	WOOD	27.294	10	76	BYARD	1:58.733	1:59.069	0.336
11	58	SIMMONS	38.465	42	WOOD	53.245	76	BYARD	27.441	11	28	NEMATI	1:59.010	2:00.531	1.521
12	33	GRZEDA	38.480	139	COPLEY	53.480	15	SIEMIENIUK-JUZW	27.505	12	42	WOOD	1:59.839	1:59.839	0.000
13	55	COPLEY	38.836	129	BAILEY	53.994	82	HINNELLS	27.523	13	58	SIMMONS	2:00.551	2:00.815	0.264
14	15	SIEMIENIUK-JUZW	38.878	14	SPENCER	53.996	139	COPLEY	27.541	14	139	COPLEY	2:00.585	2:00.585	0.000
15	303	NORTON	38.929	58	SIMMONS	54.111	129	BAILEY	27.734	15	303	NORTON	2:01.218	2:01.253	0.035
16	14	SPENCER	39.223	303	NORTON	54.316	41	YOUNG	27.943	16	129	BAILEY	2:01.281	2:01.281	0.000
17	42	WOOD	39.300	55	COPLEY	54.605	303	NORTON	27.973	17	15	SIEMIENIUK-JUZWIU	2:01.407	2:02.385	0.978
18	129	BAILEY	39.553	28	NEMATI	54.805	58	SIMMONS	27.975	18	55	COPLEY	2:01.466	2:02.496	1.030
19	139	COPLEY	39.564	15	SIEMIENIUK-JUZW	55.024	55	COPLEY	28.025	19	14	SPENCER	2:01.562	2:02.459	0.897
20	41	YOUNG	39.755	41	YOUNG	55.492	3	BELENKIN	28.075	20	41	YOUNG	2:03.190	2:03.834	0.644
21	44	DAVIES	40.001	16	WREN	55.651	28	HARRISON	28.151	21	28	HARRISON	2:04.757	2:05.256	0.499
22	39	WILLIAMS	40.052	35	HARVEY	55.907	14	SPENCER	28.343	22	44	DAVIES	2:04.962	2:05.761	0.799
23	28	HARRISON	40.550	28	HARRISON	56.056	16	WREN	28.506	23	16	WREN	2:05.117	2:05.337	0.220
24	35	HARVEY	40.674	44	DAVIES	56.342	35	HARVEY	28.569	24	35	HARVEY	2:05.150	2:05.185	0.035
25	3	BELENKIN	40.933	222	EPPS	56.434	39	WILLIAMS	28.575	25	39	WILLIAMS	2:05.207	2:05.207	0.000
26	16	WREN	40.960	137	JOYCE	56.524	44	DAVIES	28.619	26	3	BELENKIN	2:05.662	2:06.069	0.407
27	141	ROBINSON	41.475	57	McCORMACK	56.536	137	JOYCE	28.693	27	137	JOYCE	2:06.772	2:08.594	1.822
28	137	JOYCE	41.555	39	WILLIAMS	56.580	57	McCORMACK	28.848	28	57	McCORMACK	2:06.960	2:06.960	0.000
29	57	McCORMACK	41.576	3	BELENKIN	56.654	141	ROBINSON	29.061	29	222	EPPS	2:08.260	2:08.435	0.175
30	71	BURNAL	41.847	51	FAIRFIELD	57.730	222	EPPS	29.108	30	141	ROBINSON	2:08.348	2:09.047	0.699
31	222	EPPS	42.718	141	ROBINSON	57.812	71	BURNAL	30.028	31	51	FAIRFIELD	2:10.910	2:11.353	0.443
32	51	FAIRFIELD	43.019	71	BURNAL	59.759	444	DOUGHTY	30.150	32	71	BURNAL	2:11.634	2:11.748	0.114
33	444	DOUGHTY	43.115	444	DOUGHTY	1:00.068	51	FAIRFIELD	30.161	33	444	DOUGHTY	2:13.333	2:13.951	0.618
34	16	CROWSON	43.734	333	HOUGHTON	1:01.996	333	HOUGHTON	30.551	34	333	HOUGHTON	2:17.667	2:18.130	0.463
35	333	HOUGHTON	45.120	10	BOTTIGLIERI	1:03.242	16	CROWSON	31.051	35	16	CROWSON	2:18.062	2:18.062	0.000
36	10	BOTTIGLIERI	45.157	16	CROWSON	1:03.277	45	BRYANT	31.265	36	45	BRYANT	2:20.524	2:21.089	0.565
37	45	BRYANT	45.593	45	BRYANT	1:03.666	10	BOTTIGLIERI	32.275	37	10	BOTTIGLIERI	2:20.674	2:20.692	0.018
38	20	CRESSWELL	46.673	94	ASHWORTH	1:04.556	20	CRESSWELL	32.987	38	94	ASHWORTH	2:24.852	2:25.891	1.039
39	94	ASHWORTH	47.190	20	CRESSWELL	1:06.280	94	ASHWORTH	33.106	39	20	CRESSWELL	2:25.940	2:26.294	0.354
40										40	57	WESTON		2:15.218	
41															

Weather / Track : Cloudy / Wet

Brands Hatch GP
Circuit Length = 2.4332 miles
Start: 11:29 Flag 11:42 End: 11:44

Results can be found at www.tsl-timing.com

Printed - 11:49 Saturday, 20 August 2016

BMCRC - MRO Championships 2016 - Rnd 8 @ Brands Hatch GP

Thunderbike Extreme

RACE 21 - CLASSIFICATION

POS	NO	CL	PIC	NAME	ENTRY	LAPS	TIME	GAP	DIFF	MPH	BEST	ON
1	76		1	Jason BYARD	Suzuki - May Construction	5	8:12.786			88.88	1:36.213	5
2	40		2	David SHELVEY	Suzuki -	5	8:13.181	0.395	0.395	88.80	1:35.967	3
3	82		3	Matt HINNELLS	Aprilia - Moremoto/ Bears repairs	5	8:17.803	5.017	4.622	87.98	1:37.878	3
4	44		4	Denzil DAVIES	Suzuki - Advanced Mouldings Ltd	5	8:21.055	8.269	3.252	87.41	1:37.582	4
5	68	R	1	Ian COSTELLO	Suzuki -	5	8:22.131	9.345	1.076	87.22	1:38.585	3
6	42		5	Alan WOOD	Suzuki - J.Clubb Aggregates & Concrete	5	8:22.189	9.403	0.058	87.21	1:37.895	5
7	3		6	Phil BELENKIN	Suzuki -	5	8:28.184	15.398	5.995	86.18	1:38.732	5
8	303	R	2	Adam NORTON	Honda -	5	8:29.887	17.101	1.703	85.89	1:39.993	3
9	41		7	David ABRAHAM	Aprilia - Cambridge Motorcycles	5	8:32.922	20.136	3.035	85.39	1:40.825	3
10	75		8	Paul NEWMAN	Honda - Leeway building services	5	8:33.830	21.044	0.908	85.24	1:41.412	5
11	14		9	David SPENCER	Suzuki -	5	8:34.064	21.278	0.234	85.20	1:41.202	5
12	58		10	Michael SIMMONS	Kawasaki - Westcountry Windings	5	8:39.854	27.068	5.790	84.25	1:42.492	2
13	39		11	Rob WILLIAMS	Suzuki -	5	8:42.909	30.123	3.055	83.76	1:39.549	5
14	16		12	Matthew WREN	Kawasaki - Broken Matt	5	8:49.074	36.288	6.165	82.78	1:43.400	2
15	254		13	Rick WINDAS	Ducati - Army Medical Services	5	8:49.176	36.390	0.102	82.76	1:43.598	2
16	55		14	Michael COPLEY	Suzuki - Jayne copley	5	9:04.783	51.997	15.607	80.39	1:47.488	2
17	57		15	Nicholas WESTON	Kawasaki - Inta Motorcycle Services	5	9:12.043	59.257	7.260	79.34	1:46.773	5
18	35	R	3	Stephen HARVEY	Yamaha -	5	9:23.244	1:10.458	11.201	77.76	1:49.259	2
19	141		16	Matthew ROBINSON	Suzuki - The Parkinson's society/Leopard print studi	5	9:24.771	1:11.985	1.527	77.55	1:49.974	4
20	45		17	Paul BRYANT	Honda - CVM	5	9:25.239	1:12.453	0.468	77.48	1:51.034	4
21	71		18	Ben BURNAL	Suzuki -	5	9:25.550	1:12.764	0.311	77.44	1:50.645	5
22	94	R	4	Andrew ASHWORTH	Suzuki - Electrovista	5	9:42.536	1:29.750	16.986	75.18	1:53.764	4
23	10	R	5	Carlo BOTTIGLIERI	Aprilia - TMT RACING	5	9:57.508	1:44.722	14.972	73.30	1:57.235	2

NOT CLASSIFIED

DNF	83	R		Glen CADRUVI	Yamaha - Kent Commercial Laundry Repairs	0						
DNF	139			Antony COPLEY	Yamaha -	0						

FASTEST LAP

	40			David SHELVEY	Suzuki -	3	1:35.967	91.27 mph	146.90 kph
	68	R		Ian COSTELLO	Suzuki -	3	1:38.585	88.85 mph	142.99 kph

Class - 90% of Race Speed = 79.99 mph
Class R - 90% of Race Speed = 78.49 mph

Brands Hatch GP
Circuit Length = 2.4332 miles
Start: 10:34 Flag 10:42 End: 10:44

Weather / Track : Cloudy / Dry
These results are provisional until the conclusion of any judicial and technical matters.

Clerk Of Course :		Timekeeper :

Results can be found at www.tsl-timing.com

Printed - 10:45 Sunday, 21 August 2016

BMCRC - MRO Championships 2016 - Rnd 8 @ Brands Hatch GP

Thunderbike Extreme

RACE 21 - LAP CHART

LAP 1 @ 10:36:26.179

NO	BEHIND	LAP TIME
76		1:45.707
82	0.160	1:45.867
41	0.483	1:46.190
68	0.651	1:46.358
40	0.810	1:46.517
42	1.276	1:46.983
75	1.769	1:47.476
44	1.817	1:47.524
303	2.352	1:48.059
14	2.641	1:48.348
58	3.429	1:49.136
3	4.004	1:49.711
254	4.308	1:50.015
16	5.265	1:50.972
55	7.771	1:53.478
71	11.242	1:56.949
39	11.629	1:57.336
35	12.414	1:58.121
45	12.437	1:58.144
141	14.360	2:00.067
57	14.990	2:00.697
10	18.384	2:04.091
94	19.148	2:04.855

LAP 2 @ 10:38:03.003

NO	BEHIND	LAP TIME
76		1:36.824
82	1.397	1:38.061
40	2.132	1:38.146
68	2.470	1:38.643
44	4.690	1:39.697
41	5.095	1:41.436
42	5.180	1:40.728
75	6.790	1:41.845
303	6.904	1:41.376
14	7.312	1:41.495
3	7.727	1:40.547
58	9.097	1:42.492
254	11.082	1:43.598
16	11.841	1:43.400
39	17.475	1:42.670
55	18.435	1:47.488
35	24.849	1:49.259
71	27.168	1:52.750
57	27.503	1:49.337
45	27.638	1:52.025
141	27.973	1:50.437
94	37.058	1:54.734
10	38.795	1:57.235

LAP 3 @ 10:39:40.254

NO	BEHIND	LAP TIME
76		1:37.251
40	0.848	1:35.967
82	2.024	1:37.878
68	3.804	1:38.585
44	5.863	1:38.424
42	6.231	1:38.302
41	8.669	1:40.825
303	9.646	1:39.993
3	10.862	1:40.386
75	10.969	1:41.430
14	11.606	1:41.545
58	14.733	1:42.887
254	18.651	1:44.820
16	19.287	1:44.697
39	21.342	1:41.118
55	29.427	1:48.243
35	38.349	1:50.751
57	38.566	1:48.314
45	41.622	1:51.235
71	42.948	1:53.031
141	43.051	1:52.329
94	54.755	1:54.948
10	58.828	1:57.284

LAP 4 @ 10:41:17.045

NO	BEHIND	LAP TIME
76		1:36.791
40	0.267	1:36.210
82	3.115	1:37.882
68	6.020	1:39.007
44	6.654	1:37.582
42	7.721	1:38.281
3	12.879	1:38.808
303	13.000	1:40.145
41	13.976	1:42.098
75	15.845	1:41.667
14	16.289	1:41.474
58	20.484	1:42.542
39	26.787	1:42.236
16	26.807	1:44.311
254	27.547	1:45.687
55	40.392	1:47.756
57	48.697	1:46.922
35	52.866	1:51.308
45	55.865	1:51.034
141	56.234	1:49.974
71	58.332	1:52.175
94	1:11.728	1:53.764
10	1:21.607	1:59.570

LAP 5 @ 10:42:53.258

NO	BEHIND	LAP TIME
76		1:36.213
40	0.395	1:36.341
82	5.017	1:38.115
44	8.269	1:37.828
68	9.345	1:39.538
42	9.403	1:37.895
3	15.398	1:38.732
303	17.101	1:40.314
41	20.136	1:42.373
75	21.044	1:41.412
14	21.278	1:41.202
58	27.068	1:42.797
39	30.123	1:39.549
16	36.288	1:45.694
254	36.390	1:45.056
55	51.997	1:47.818
57	59.257	1:46.773
35	1:10.458	1:53.805
141	1:11.985	1:51.964
45	1:12.453	1:52.801
71	1:12.764	1:50.645
94	1:29.750	1:54.235
10	1:44.722	1:59.328

Weather / Track : Cloudy / Dry

Brands Hatch GP
Circuit Length = 2.4332 miles
Start: 10:34 Flag 10:42 End: 10:44

Results can be found at www.tsl-timing.com

Printed - 10:46 Sunday, 21 August 2016

BMCRC - MRO Championships 2016 - Rnd 8 @ Brands Hatch GP

Thunderbike Extreme

RACE 21 - SECTOR ANALYSIS

SECTOR 1 = FL to I1, SECTOR 2 = I1 to I2, SECTOR 3 = I2 to FL, DIFF = Difference To Personal Best Lap

P1 76 Jason BYARD Suzuki - May Construction

IDEAL LAP TIME : 1:36.213 BEST LAP TIME : 1:36.213 DIFFERENCE : 0.000

LAP	SECTOR 1	SECTOR 2	SECTOR 3	LAP TIME	MPH	DIFF	TIME OF DAY
1 -		44.842	23.271	1:45.707	82.86	9.494	10:36:26.179
2 -	30.696	43.292	22.836	1:36.824 (3)	90.47	0.611	10:38:03.003
3 -	31.005	43.503	22.743	1:37.251	90.07	1.038	10:39:40.254
4 -	30.748	43.334	22.709	1:36.791 (2)	90.50	0.578	10:41:17.045
5 -	***30.538***	***43.014***	***22.661***	***1:36.213 (1)***	***91.04***		***10:42:53.258***

P2 40 David SHELVEY Suzuki -

IDEAL LAP TIME : 1:35.672 BEST LAP TIME : 1:35.967 DIFFERENCE : 0.295

LAP	SECTOR 1	SECTOR 2	SECTOR 3	LAP TIME	MPH	DIFF	TIME OF DAY
1 -		44.934	23.345	1:46.517	82.23	10.550	10:36:26.989
2 -	31.753	43.431	22.962	1:38.146	89.25	2.179	10:38:05.135
3 -	***30.614***	42.852	***22.501***	***1:35.967 (1)***	***91.27***		***10:39:41.102***
4 -	30.771	42.683	22.756	1:36.210 (2)	91.04	0.243	10:41:17.312
5 -	30.939	***42.557***	22.845	1:36.341 (3)	90.92	0.374	10:42:53.653

P3 82 Matt HINNELLS Aprilia - Moremoto/ Bears repairs

IDEAL LAP TIME : 1:37.653 BEST LAP TIME : 1:37.878 DIFFERENCE : 0.225

LAP	SECTOR 1	SECTOR 2	SECTOR 3	LAP TIME	MPH	DIFF	TIME OF DAY
1 -		45.028	23.605	1:45.867	82.74	7.989	10:36:26.339
2 -	31.421	43.481	23.159	1:38.061 (3)	89.33	0.183	10:38:04.400
3 -	31.432	43.308	***23.138***	***1:37.878 (1)***	***89.49***		***10:39:42.278***
4 -	31.333	***43.233***	23.316	1:37.882 (2)	89.49	0.004	10:41:20.160
5 -	***31.282***	43.372	23.461	1:38.115	89.28	0.237	10:42:58.275

P4 44 Denzil DAVIES Suzuki - Advanced Mouldings Ltd

IDEAL LAP TIME : 1:37.573 BEST LAP TIME : 1:37.582 DIFFERENCE : 0.009

LAP	SECTOR 1	SECTOR 2	SECTOR 3	LAP TIME	MPH	DIFF	TIME OF DAY
1 -		44.834	23.578	1:47.524	81.46	9.942	10:36:27.996
2 -	31.889	44.345	23.463	1:39.697	87.86	2.115	10:38:07.693
3 -	31.198	43.986	23.240	1:38.424 (3)	89.00	0.842	10:39:46.117
4 -	***31.138***	***43.470***	22.974	***1:37.582 (1)***	***89.76***		***10:41:23.699***
5 -	31.291	43.572	***22.965***	1:37.828 (2)	89.54	0.246	10:43:01.527

P5 68 R Ian COSTELLO Suzuki -

IDEAL LAP TIME : 1:37.921 BEST LAP TIME : 1:38.585 DIFFERENCE : 0.664

LAP	SECTOR 1	SECTOR 2	SECTOR 3	LAP TIME	MPH	DIFF	TIME OF DAY
1 -		45.163	23.416	1:46.358	82.36	7.773	10:36:26.830
2 -	31.741	***43.639***	23.263	1:38.643 (2)	88.80	0.058	10:38:05.473
3 -	***31.292***	44.011	23.282	***1:38.585 (1)***	***88.85***		***10:39:44.058***
4 -	31.927	44.090	***22.990***	1:39.007 (3)	88.47	0.422	10:41:23.065
5 -	32.169	44.291	23.078	1:39.538	88.00	0.953	10:43:02.603

P6 42 Alan WOOD Suzuki - J.Clubb Aggregates & Concrete

IDEAL LAP TIME : 1:37.791 BEST LAP TIME : 1:37.895 DIFFERENCE : 0.104

LAP	SECTOR 1	SECTOR 2	SECTOR 3	LAP TIME	MPH	DIFF	TIME OF DAY
1 -		45.309	23.239	1:46.983	81.88	9.088	10:36:27.455
2 -	32.336	44.937	23.455	1:40.728	86.96	2.833	10:38:08.183
3 -	31.880	43.641	22.781	1:38.302 (3)	89.11	0.407	10:39:46.485
4 -	***31.421***	43.781	23.079	1:38.281 (2)	89.13	0.386	10:41:24.766
5 -	31.525	***43.637***	***22.733***	***1:37.895 (1)***	***89.48***		***10:43:02.661***

P7 3 Phil BELENKIN Suzuki -

IDEAL LAP TIME : 1:38.424 BEST LAP TIME : 1:38.732 DIFFERENCE : 0.308

LAP	SECTOR 1	SECTOR 2	SECTOR 3	LAP TIME	MPH	DIFF	TIME OF DAY

Weather / Track : Cloudy / Dry

Brands Hatch GP
Circuit Length = 2.4332 miles
Start: 10:34 Flag 10:42 End: 10:44

BMCRC - MRO Championships 2016 - Rnd 8 @ Brands Hatch GP

Thunderbike Extreme

RACE 21 - SECTOR ANALYSIS

SECTOR 1 = FL to I1, SECTOR 2 = I1 to I2, SECTOR 3 = I2 to FL, DIFF = Difference To Personal Best Lap

1 -		45.724	23.426	1:49.711	79.84	10.979	10:36:30.183
2 -	32.813	44.379	23.355	1:40.547	87.12	1.815	10:38:10.730
3 -	32.971	43.978	23.437	1:40.386 (3)	87.26	1.654	10:39:51.116
4 -	***31.829***	44.009	***22.970***	1:38.808 (2)	88.65	0.076	10:41:29.924
5 -	32.101	***43.625***	23.006	***1:38.732 (1)***	***88.72***		***10:43:08.656***

P8 303 R Adam NORTON Honda -

IDEAL LAP TIME : 1:39.708 BEST LAP TIME : 1:39.993 DIFFERENCE : 0.285

LAP	SECTOR 1	SECTOR 2	SECTOR 3	LAP TIME	MPH	DIFF	TIME OF DAY
1 -		45.823	23.723	1:48.059	81.06	8.066	10:36:28.531
2 -	32.706	45.069	23.601	1:41.376	86.40	1.383	10:38:09.907
3 -	32.178	***44.248***	23.567	***1:39.993 (1)***	***87.60***		***10:39:49.900***
4 -	***31.910***	44.359	23.876	1:40.145 (2)	87.47	0.152	10:41:30.045
5 -	32.445	44.319	***23.550***	1:40.314 (3)	87.32	0.321	10:43:10.359

P9 41 David ABRAHAM Aprilia - Cambridge Motorcycles

IDEAL LAP TIME : 1:40.799 BEST LAP TIME : 1:40.825 DIFFERENCE : 0.026

LAP	SECTOR 1	SECTOR 2	SECTOR 3	LAP TIME	MPH	DIFF	TIME OF DAY
1 -		45.391	23.965	1:46.190	82.49	5.365	10:36:26.662
2 -	32.808	***44.788***	23.840	1:41.436 (2)	86.35	0.611	10:38:08.098
3 -	***32.479***	44.814	***23.532***	***1:40.825 (1)***	***86.88***		***10:39:48.923***
4 -	32.603	45.445	24.050	1:42.098 (3)	85.79	1.273	10:41:31.021
5 -	32.778	45.556	24.039	1:42.373	85.56	1.548	10:43:13.394

P10 75 Paul NEWMAN Honda - Leeway building services

IDEAL LAP TIME : 1:41.132 BEST LAP TIME : 1:41.412 DIFFERENCE : 0.280

LAP	SECTOR 1	SECTOR 2	SECTOR 3	LAP TIME	MPH	DIFF	TIME OF DAY
1 -		45.815	23.917	1:47.476	81.50	6.064	10:36:27.948
2 -	***32.385***	45.562	23.898	1:41.845	86.01	0.433	10:38:09.793
3 -	32.666	***45.063***	23.701	1:41.430 (2)	86.36	0.018	10:39:51.223
4 -	32.496	45.487	***23.684***	1:41.667 (3)	86.16	0.255	10:41:32.890
5 -	32.406	45.141	23.865	***1:41.412 (1)***	***86.37***		***10:43:14.302***

P11 14 David SPENCER Suzuki -

IDEAL LAP TIME : 1:40.509 BEST LAP TIME : 1:41.202 DIFFERENCE : 0.693

LAP	SECTOR 1	SECTOR 2	SECTOR 3	LAP TIME	MPH	DIFF	TIME OF DAY
1 -		45.474	23.861	1:48.348	80.84	7.146	10:36:28.820
2 -	***31.892***	45.273	24.330	1:41.495 (3)	86.30	0.293	10:38:10.315
3 -	32.341	45.398	***23.806***	1:41.545	86.26	0.343	10:39:51.860
4 -	32.223	45.438	23.813	1:41.474 (2)	86.32	0.272	10:41:33.334
5 -	32.543	***44.811***	23.848	***1:41.202 (1)***	***86.55***		***10:43:14.536***

P12 58 Michael SIMMONS Kawasaki - Westcountry Windings

IDEAL LAP TIME : 1:42.236 BEST LAP TIME : 1:42.492 DIFFERENCE : 0.256

LAP	SECTOR 1	SECTOR 2	SECTOR 3	LAP TIME	MPH	DIFF	TIME OF DAY
1 -		46.004	23.963	1:49.136	80.26	6.644	10:36:29.608
2 -	***32.573***	45.975	***23.944***	***1:42.492 (1)***	***85.46***		***10:38:12.100***
3 -	32.712	46.001	24.174	1:42.887	85.14	0.395	10:39:54.987
4 -	32.724	***45.719***	24.099	1:42.542 (2)	85.42	0.050	10:41:37.529
5 -	32.749	45.766	24.282	1:42.797 (3)	85.21	0.305	10:43:20.326

P13 39 Rob WILLIAMS Suzuki -

IDEAL LAP TIME : 1:39.527 BEST LAP TIME : 1:39.549 DIFFERENCE : 0.022

LAP	SECTOR 1	SECTOR 2	SECTOR 3	LAP TIME	MPH	DIFF	TIME OF DAY
1 -		48.470	25.126	1:57.336	74.65	17.787	10:36:37.808
2 -	32.893	45.849	23.928	1:42.670	85.32	3.121	10:38:20.478
3 -	32.249	45.102	***23.767***	1:41.118 (2)	86.62	1.569	10:40:01.596
4 -	31.886	46.526	23.824	1:42.236 (3)	85.68	2.687	10:41:43.832

Weather / Track : Cloudy / Dry

Brands Hatch GP
Circuit Length = 2.4332 miles
Start: 10:34 Flag 10:42 End: 10:44

BMCRC - MRO Championships 2016 - Rnd 8 @ Brands Hatch GP

Thunderbike Extreme

RACE 21 - SECTOR ANALYSIS

SECTOR 1 = FL to I1, SECTOR 2 = I1 to I2, SECTOR 3 = I2 to FL, DIFF = Difference To Personal Best Lap

5 -	***31.339***	***44.421***	23.789	***1:39.549***	**(1)**	***87.99***	***10:43:23.381***

P14 16 Matthew WREN Kawasaki - Broken Matt

IDEAL LAP TIME : 1:43.371 BEST LAP TIME : 1:43.400 DIFFERENCE : 0.029

LAP	SECTOR 1	SECTOR 2	SECTOR 3	LAP TIME		MPH	DIFF	TIME OF DAY
1 -		47.053	24.018	1:50.972		78.93	7.572	10:36:31.444
2 -	33.177	***46.476***	***23.747***	***1:43.400***	**(1)**	***84.71***		***10:38:14.844***
3 -	***33.148***	47.557	23.992	1:44.697	**(3)**	83.66	1.297	10:39:59.541
4 -	33.482	46.610	24.219	1:44.311	**(2)**	83.97	0.911	10:41:43.852
5 -	33.577	47.348	24.769	1:45.694		82.87	2.294	10:43:29.546

P15 254 Rick WINDAS Ducati - Army Medical Services

IDEAL LAP TIME : 1:43.337 BEST LAP TIME : 1:43.598 DIFFERENCE : 0.261

LAP	SECTOR 1	SECTOR 2	SECTOR 3	LAP TIME		MPH	DIFF	TIME OF DAY
1 -		46.109	24.313	1:50.015		79.62	6.417	10:36:30.487
2 -	33.636	***45.724***	***24.238***	***1:43.598***	**(1)**	***84.55***		***10:38:14.085***
3 -	33.637	46.621	24.562	1:44.820	**(2)**	83.57	1.222	10:39:58.905
4 -	33.830	47.325	24.532	1:45.687		82.88	2.089	10:41:44.592
5 -	***33.375***	47.154	24.527	1:45.056	**(3)**	83.38	1.458	10:43:29.648

P16 55 Michael COPLEY Suzuki - Jayne copley

IDEAL LAP TIME : 1:46.583 BEST LAP TIME : 1:47.488 DIFFERENCE : 0.905

LAP	SECTOR 1	SECTOR 2	SECTOR 3	LAP TIME		MPH	DIFF	TIME OF DAY
1 -		***47.739***	***25.116***	1:53.478		77.19	5.990	10:36:33.950
2 -	***33.728***	48.443	25.317	***1:47.488***	**(1)**	***81.49***		***10:38:21.438***
3 -	33.908	48.764	25.571	1:48.243		80.92	0.755	10:40:09.681
4 -	34.365	48.189	25.202	1:47.756	**(2)**	81.29	0.268	10:41:57.437
5 -	33.950	48.575	25.293	1:47.818	**(3)**	81.24	0.330	10:43:45.255

P17 57 Nicholas WESTON Kawasaki - Inta Motorcycle Services

IDEAL LAP TIME : 1:46.466 BEST LAP TIME : 1:46.773 DIFFERENCE : 0.307

LAP	SECTOR 1	SECTOR 2	SECTOR 3	LAP TIME		MPH	DIFF	TIME OF DAY
1 -		49.519	25.642	2:00.697		72.57	13.924	10:36:41.169
2 -	34.967	48.830	***25.540***	1:49.337		80.11	2.564	10:38:30.506
3 -	35.038	***47.336***	25.940	1:48.314	**(3)**	80.87	1.541	10:40:18.820
4 -	33.894	47.372	25.656	1:46.922	**(2)**	81.92	0.149	10:42:05.742
5 -	***33.590***	47.515	25.668	***1:46.773***	**(1)**	***82.04***		***10:43:52.515***

P18 35 R Stephen HARVEY Yamaha -

IDEAL LAP TIME : 1:49.259 BEST LAP TIME : 1:49.259 DIFFERENCE : 0.000

LAP	SECTOR 1	SECTOR 2	SECTOR 3	LAP TIME		MPH	DIFF	TIME OF DAY
1 -		48.986	26.313	1:58.121		74.15	8.862	10:36:38.593
2 -	***35.233***	***48.308***	***25.718***	***1:49.259***	**(1)**	***80.17***		***10:38:27.852***
3 -	35.621	48.818	26.312	1:50.751	**(2)**	79.09	1.492	10:40:18.603
4 -	35.885	48.980	26.443	1:51.308	**(3)**	78.69	2.049	10:42:09.911
5 -	36.251	50.064	27.490	1:53.805		76.97	4.546	10:44:03.716

P19 141 Matthew ROBINSON Suzuki - The Parkinson's society/Leopard print studio

IDEAL LAP TIME : 1:49.264 BEST LAP TIME : 1:49.974 DIFFERENCE : 0.710

LAP	SECTOR 1	SECTOR 2	SECTOR 3	LAP TIME		MPH	DIFF	TIME OF DAY
1 -		50.344	25.916	2:00.067		72.95	10.093	10:36:40.539
2 -	35.438	***48.988***	26.011	1:50.437	**(2)**	79.31	0.463	10:38:30.976
3 -	36.062	50.027	26.240	1:52.329		77.98	2.355	10:40:23.305
4 -	***34.951***	49.386	25.637	***1:49.974***	**(1)**	***79.65***		***10:42:13.279***
5 -	37.081	49.558	***25.325***	1:51.964	**(3)**	78.23	1.990	10:44:05.243

Weather / Track : Cloudy / Dry

Brands Hatch GP
Circuit Length = 2.4332 miles
Start: 10:34 Flag 10:42 End: 10:44

BMCRC - MRO Championships 2016 - Rnd 8 @ Brands Hatch GP

Thunderbike Extreme

RACE 21 - SECTOR ANALYSIS

SECTOR 1 = FL to I1, SECTOR 2 = I1 to I2, SECTOR 3 = I2 to FL, DIFF = Difference To Personal Best Lap

P20 45 Paul BRYANT Honda - CVM

IDEAL LAP TIME : 1:50.475 BEST LAP TIME : 1:51.034 DIFFERENCE : 0.559

LAP	SECTOR 1	SECTOR 2	SECTOR 3	LAP TIME	MPH	DIFF	TIME OF DAY
1 -		***49.034***	25.869	1:58.144	74.14	7.110	10:36:38.616
2 -	***35.757***	49.958	26.310	1:52.025 **(3)**	78.19	0.991	10:38:30.641
3 -	35.960	49.493	25.782	1:51.235 **(2)**	78.75	0.201	10:40:21.876
4 -	35.955	49.395	***25.684***	***1:51.034*** **(1)**	***78.89***		***10:42:12.910***
5 -	36.890	49.916	25.995	1:52.801	77.65	1.767	10:44:05.711

P21 71 Ben BURNAL Suzuki -

IDEAL LAP TIME : 1:49.841 BEST LAP TIME : 1:50.645 DIFFERENCE : 0.804

LAP	SECTOR 1	SECTOR 2	SECTOR 3	LAP TIME	MPH	DIFF	TIME OF DAY
1 -		***48.907***	25.785	1:56.949	74.90	6.304	10:36:37.421
2 -	***35.593***	51.145	26.012	1:52.750 **(3)**	77.69	2.105	10:38:30.171
3 -	35.984	50.804	26.243	1:53.031	77.49	2.386	10:40:23.202
4 -	36.469	49.502	26.204	1:52.175 **(2)**	78.09	1.530	10:42:15.377
5 -	35.718	49.586	***25.341***	***1:50.645*** **(1)**	***79.17***		***10:44:06.022***

P22 94 R Andrew ASHWORTH Suzuki - Electrovista

IDEAL LAP TIME : 1:53.514 BEST LAP TIME : 1:53.764 DIFFERENCE : 0.250

LAP	SECTOR 1	SECTOR 2	SECTOR 3	LAP TIME	MPH	DIFF	TIME OF DAY
1 -		51.655	27.139	2:04.855	70.15	11.091	10:36:45.327
2 -	36.800	51.592	26.342	1:54.734 **(3)**	76.34	0.970	10:38:40.061
3 -	36.639	51.922	26.387	1:54.948	76.20	1.184	10:40:35.009
4 -	36.527	51.036	***26.201***	***1:53.764*** **(1)**	***77.00***		***10:42:28.773***
5 -	***36.310***	***51.003***	26.922	1:54.235 **(2)**	76.68	0.471	10:44:23.008

P23 10 R Carlo BOTTIGLIERI Aprilia - TMT RACING

IDEAL LAP TIME : 1:56.080 BEST LAP TIME : 1:57.235 DIFFERENCE : 1.155

LAP	SECTOR 1	SECTOR 2	SECTOR 3	LAP TIME	MPH	DIFF	TIME OF DAY
1 -		***52.341***	26.572	2:04.091	70.59	6.856	10:36:44.563
2 -	***37.269***	53.496	***26.470***	***1:57.235*** **(1)**	***74.72***		***10:38:41.798***
3 -	37.570	52.791	26.923	1:57.284 **(2)**	74.68	0.049	10:40:39.082
4 -	37.692	54.194	27.684	1:59.570	73.26	2.335	10:42:38.652
5 -	38.527	54.033	26.768	1:59.328 **(3)**	73.40	2.093	10:44:37.980

Weather / Track : Cloudy / Dry

Brands Hatch GP
Circuit Length = 2.4332 miles
Start: 10:34 Flag 10:42 End: 10:44

BMCRC - MRO Championships 2016 - Rnd 8 @ Brands Hatch GP

Thunderbike Extreme

RACE 21 - BEST SECTORS

	SECTOR 1			SECTOR 2			SECTOR 3			IDEAL / BEST COMPARISON					
POS	NO	NAME	TIME	NO	NAME	TIME	NO	NAME	TIME	POS	NO	NAME	IDEAL	BEST	DIFF
												PERFECT LAP	1:35.596		
1	76	BYARD	30.538	40	SHELVEY	42.557	40	SHELVEY	22.501	1	40	SHELVEY	1:35.672	1:35.967	0.295
2	40	SHELVEY	30.614	76	BYARD	43.014	76	BYARD	22.661	2	76	BYARD	1:36.213	1:36.213	0.000
3	44	DAVIES	31.138	82	HINNELLS	43.233	42	WOOD	22.733	3	44	DAVIES	1:37.573	1:37.582	0.009
4	82	HINNELLS	31.282	44	DAVIES	43.470	44	DAVIES	22.965	4	82	HINNELLS	1:37.653	1:37.878	0.225
5	68	COSTELLO	31.292	3	BELENKIN	43.625	3	BELENKIN	22.970	5	42	WOOD	1:37.791	1:37.895	0.104
6	39	WILLIAMS	31.339	42	WOOD	43.637	68	COSTELLO	22.990	6	68	COSTELLO	1:37.921	1:38.585	0.664
7	42	WOOD	31.421	68	COSTELLO	43.639	82	HINNELLS	23.138	7	3	BELENKIN	1:38.424	1:38.732	0.308
8	3	BELENKIN	31.829	303	NORTON	44.248	41	ABRAHAM	23.532	8	39	WILLIAMS	1:39.527	1:39.549	0.022
9	14	SPENCER	31.892	39	WILLIAMS	44.421	303	NORTON	23.550	9	303	NORTON	1:39.708	1:39.993	0.285
10	303	NORTON	31.910	41	ABRAHAM	44.788	75	NEWMAN	23.684	10	14	SPENCER	1:40.509	1:41.202	0.693
11	75	NEWMAN	32.385	14	SPENCER	44.811	16	WREN	23.747	11	41	ABRAHAM	1:40.799	1:40.825	0.026
12	41	ABRAHAM	32.479	75	NEWMAN	45.063	39	WILLIAMS	23.767	12	75	NEWMAN	1:41.132	1:41.412	0.280
13	58	SIMMONS	32.573	58	SIMMONS	45.719	14	SPENCER	23.806	13	58	SIMMONS	1:42.236	1:42.492	0.256
14	16	WREN	33.148	254	WINDAS	45.724	58	SIMMONS	23.944	14	254	WINDAS	1:43.337	1:43.598	0.261
15	254	WINDAS	33.375	16	WREN	46.476	254	WINDAS	24.238	15	16	WREN	1:43.371	1:43.400	0.029
16	57	WESTON	33.590	57	WESTON	47.336	55	COPLEY	25.116	16	57	WESTON	1:46.466	1:46.773	0.307
17	55	COPLEY	33.728	55	COPLEY	47.739	141	ROBINSON	25.325	17	55	COPLEY	1:46.583	1:47.488	0.905
18	141	ROBINSON	34.951	35	HARVEY	48.308	71	BURNAL	25.341	18	35	HARVEY	1:49.259	1:49.259	0.000
19	35	HARVEY	35.233	71	BURNAL	48.907	57	WESTON	25.540	19	141	ROBINSON	1:49.264	1:49.974	0.710
20	71	BURNAL	35.593	141	ROBINSON	48.988	45	BRYANT	25.684	20	71	BURNAL	1:49.841	1:50.645	0.804
21	45	BRYANT	35.757	45	BRYANT	49.034	35	HARVEY	25.718	21	45	BRYANT	1:50.475	1:51.034	0.559
22	94	ASHWORTH	36.310	94	ASHWORTH	51.003	94	ASHWORTH	26.201	22	94	ASHWORTH	1:53.514	1:53.764	0.250
23	10	BOTTIGLIERI	37.269	10	BOTTIGLIERI	52.341	10	BOTTIGLIERI	26.470	23	10	BOTTIGLIERI	1:56.080	1:57.235	1.155
24															
25															

Weather / Track : Cloudy / Dry

Brands Hatch GP
Circuit Length = 2.4332 miles
Start: 10:34 Flag 10:42 End: 10:44

Results can be found at www.tsl-timing.com

Printed - 10:46 Sunday, 21 August 2016

BMCRC - MRO Championships 2016 - Rnd 8 @ Brands Hatch GP

Thunderbike Extreme

RACE 10 - CLASSIFICATION

POS	NO	CL	PIC	NAME	ENTRY	LAPS	TIME	GAP	DIFF	MPH	BEST	ON
1	76		1	Jason BYARD	Suzuki - May Construction	5	8:03.846			90.52	1:35.344	3
2	44		2	Denzil DAVIES	Suzuki - Advanced Mouldings Ltd	5	8:06.539	2.693	2.693	90.02	1:35.565	3
3	40		3	David SHELVEY	Suzuki -	5	8:07.563	3.717	1.024	89.83	1:36.072	4
4	82		4	Matt HINNELLS	Aprilia - Moremoto/ Bears repairs	5	8:12.665	8.819	5.102	88.90	1:36.713	3
5	3		5	Phil BELENKIN	Suzuki -	5	8:21.126	17.280	8.461	87.40	1:37.939	4
6	42		6	Alan WOOD	Suzuki - J.Clubb Aggregates & Concrete	5	8:21.868	18.022	0.742	87.27	1:39.117	5
7	68	R	1	Ian COSTELLO	Suzuki -	5	8:22.422	18.576	0.554	87.17	1:39.319	3
8	39		7	Rob WILLIAMS	Suzuki -	5	8:29.683	25.837	7.261	85.93	1:39.253	5
9	41		8	David ABRAHAM	Aprilia - Cambridge Motorcycles	5	8:30.728	26.882	1.045	85.75	1:40.208	3
10	14		9	David SPENCER	Suzuki -	5	8:31.208	27.362	0.480	85.67	1:39.177	5
11	75		10	Paul NEWMAN	Honda - Leeway building services	5	8:32.822	28.976	1.614	85.40	1:40.658	5
12	303	R	2	Adam NORTON	Honda -	5	8:32.905	29.059	0.083	85.39	1:40.438	4
13	58		11	Michael SIMMONS	Kawasaki - Westcountry Windings	5	8:37.118	33.272	4.213	84.69	1:41.610	4
14	254		12	Rick WINDAS	Ducati - Army Medical Services	5	8:37.279	33.433	0.161	84.67	1:41.417	5
15	16		13	Matthew WREN	Kawasaki - Broken Matt	5	8:42.390	38.544	5.111	83.84	1:42.318	3
16	188		14	Barry MANTELL	Suzuki - Swedish car connection	5	8:46.738	42.892	4.348	83.15	1:43.117	4
17	55		15	Michael COPLEY	Suzuki - Jayne copley	5	9:01.507	57.661	14.769	80.88	1:45.710	2
18	45		16	Paul BRYANT	Honda - CVM	5	9:18.449	1:14.603	16.942	78.43	1:48.956	2
19	141		17	Matthew ROBINSON	Suzuki - The Parkinson's society/Leopard print studi	5	9:19.341	1:15.495	0.892	78.30	1:49.093	2
20	71		18	Ben BURNAL	Suzuki -	5	9:20.934	1:17.088	1.593	78.08	1:50.041	5
21	35	R	3	Stephen HARVEY	Yamaha -	5	9:24.831	1:20.985	3.897	77.54	1:50.248	4
22	83	R	4	Glen CADRUVI	Yamaha - Kent Commercial Laundry Repairs	5	9:24.944	1:21.098	0.113	77.52	1:49.713	4
23	20	R	5	Marc CRESSWELL	Honda -	5	9:37.323	1:33.477	12.379	75.86	1:52.361	3
24	94	R	6	Andrew ASHWORTH	Suzuki - Electrovista	5	9:41.807	1:37.961	4.484	75.28	1:53.182	2
25	10	R	7	Carlo BOTTIGLIERI	Aprilia - TMT RACING	4	8:12.919	1 Lap	1 Lap	71.08	2:00.864	2
					NOT CLASSIFIED							
DNF	57			Nicholas WESTON	Kawasaki - Inta Motorcycle Services	4	7:18.872	1 Lap		79.83	1:45.817	4
DNF	139			Antony COPLEY	Yamaha -	0						

FASTEST LAP

76		Jason BYARD	Suzuki - May Construction	3	1:35.344	91.87 mph	147.86 kph
68	R	Ian COSTELLO	Suzuki -	3	1:39.319	88.19 mph	141.94 kph

Class - 90% of Race Speed = 81.46 mph
Class R - 90% of Race Speed = 78.45 mph

Brands Hatch GP
Circuit Length = 2.4332 miles
Start: 14:26 Flag 14:34 End: 14:36

Weather / Track : Cloudy / Dry
These results are provisional until the conclusion of any judicial and technical matters.

Clerk Of Course :		Timekeeper :

Results can be found at www.tsl-timing.com

Printed - 14:37 Sunday, 21 August 2016

BMCRC - MRO Championships 2016 - Rnd 8 @ Brands Hatch GP

Thunderbike Extreme

RACE 10 - LAP CHART

LAP 1 @ 14:27:57.158

NO	BEHIND	LAP TIME
76		1:41.248
40	0.328	1:41.576
44	0.966	1:42.214
82	1.021	1:42.269
68	2.628	1:43.876
42	2.776	1:44.024
14	4.764	1:46.012
303	5.128	1:46.376
75	6.268	1:47.516
3	6.279	1:47.527
41	7.309	1:48.557
39	7.782	1:49.030
58	7.840	1:49.088
254	8.605	1:49.853
16	9.530	1:50.778
188	11.366	1:52.614
55	11.846	1:53.094
45	13.697	1:54.945
141	15.161	1:56.409
71	17.132	1:58.380
57	17.619	1:58.867
35	18.542	1:59.790
83	19.259	2:00.507
94	20.360	2:01.608
20	24.892	2:06.140
10	25.096	2:06.344

LAP 2 @ 14:29:32.844

NO	BEHIND	LAP TIME
76		1:35.686
44	1.410	1:36.130
40	1.997	1:37.355
82	2.418	1:37.083
68	6.704	1:39.762
42	6.989	1:39.899
3	9.754	1:39.161
75	12.274	1:41.692
41	12.834	1:41.211
14	13.239	1:44.161
39	13.379	1:41.283
303	14.019	1:44.577
58	14.899	1:42.745
254	15.091	1:42.172
16	16.974	1:43.130
188	19.479	1:43.799
55	21.870	1:45.710
45	26.967	1:48.956
141	28.568	1:49.093
57	28.972	1:47.039
71	32.607	1:51.161
35	33.686	1:50.830
83	35.104	1:51.531
94	37.856	1:53.182
20	42.661	1:53.455
10	50.274	2:00.864

LAP 3 @ 14:31:08.188

NO	BEHIND	LAP TIME
76		1:35.344
44	1.631	1:35.565
40	2.870	1:36.217
82	3.787	1:36.713
68	10.679	1:39.319
42	10.870	1:39.225
3	12.631	1:38.221
75	17.637	1:40.707
41	17.698	1:40.208
39	17.977	1:39.942
14	18.543	1:40.648
303	19.438	1:40.763
58	21.486	1:41.931
254	21.855	1:42.108
16	23.948	1:42.318
188	27.402	1:43.267
55	34.003	1:47.477
57	40.777	1:47.149
45	43.287	1:51.664
141	43.405	1:50.181
71	48.139	1:50.876
35	49.111	1:50.769
83	50.229	1:50.469
94	56.747	1:54.235
20	59.678	1:52.361
10	1:18.558	2:03.628

LAP 4 @ 14:32:43.870

NO	BEHIND	LAP TIME
76		1:35.682
44	2.254	1:36.305
40	3.260	1:36.072
82	5.809	1:37.704
68	14.732	1:39.735
42	14.791	1:39.603
3	14.888	1:37.939
41	22.381	1:40.365
39	22.470	1:40.175
14	24.071	1:41.210
303	24.194	1:40.438
75	24.204	1:42.249
58	27.414	1:41.610
254	27.902	1:41.729
16	30.866	1:42.600
188	34.837	1:43.117
55	45.643	1:47.322
57	50.912	1:45.817
45	56.619	1:49.014
141	57.555	1:49.832
71	1:02.933	1:50.476
35	1:03.677	1:50.248
83	1:04.260	1:49.713
94	1:16.376	1:55.311
20	1:16.606	1:52.610

LAP 5 @ 14:34:19.756

NO	BEHIND	LAP TIME
76		1:35.886
44	2.693	1:36.325
40	3.717	1:36.343
82	8.819	1:38.896
10	1 Lap	2:02.083
3	17.280	1:38.278
42	18.022	1:39.117
68	18.576	1:39.730
39	25.837	1:39.253
41	26.882	1:40.387
14	27.362	1:39.177
75	28.976	1:40.658
303	29.059	1:40.751
58	33.272	1:41.744
254	33.433	1:41.417
16	38.544	1:43.564
188	42.892	1:43.941
55	57.661	1:47.904
45	1:14.603	1:53.870
141	1:15.495	1:53.826
71	1:17.088	1:50.041
35	1:20.985	1:53.194
83	1:21.098	1:52.724
20	1:33.477	1:52.757
94	1:37.961	1:57.471

Weather / Track : Cloudy / Dry

Brands Hatch GP
Circuit Length = 2.4332 miles
Start: 14:26 Flag 14:34 End: 14:36

Results can be found at www.tsl-timing.com

Printed - 14:38 Sunday, 21 August 2016

BMCRC - MRO Championships 2016 - Rnd 8 @ Brands Hatch GP

Thunderbike Extreme

RACE 10 - SECTOR ANALYSIS

SECTOR 1 = FL to I1, SECTOR 2 = I1 to I2, SECTOR 3 = I2 to FL, DIFF = Difference To Personal Best Lap

P1 76 Jason BYARD Suzuki - May Construction

IDEAL LAP TIME : 1:35.344 BEST LAP TIME : 1:35.344 DIFFERENCE : 0.000

LAP	SECTOR 1	SECTOR 2	SECTOR 3	LAP TIME	MPH	DIFF	TIME OF DAY
1 -		43.191	22.554	1:41.248	86.51	5.904	14:27:57.158
2 -	30.139	42.871	22.676	1:35.686 (3)	91.54	0.342	14:29:32.844
3 -	***30.114***	***42.790***	***22.440***	***1:35.344 (1)***	***91.87***		***14:31:08.188***
4 -	30.320	42.897	22.465	1:35.682 (2)	91.55	0.338	14:32:43.870
5 -	30.430	42.963	22.493	1:35.886	91.35	0.542	14:34:19.756

P2 44 Denzil DAVIES Suzuki - Advanced Mouldings Ltd

IDEAL LAP TIME : 1:35.565 BEST LAP TIME : 1:35.565 DIFFERENCE : 0.000

LAP	SECTOR 1	SECTOR 2	SECTOR 3	LAP TIME	MPH	DIFF	TIME OF DAY
1 -		43.660	22.614	1:42.214	85.70	6.649	14:27:58.124
2 -	30.614	43.004	22.512	1:36.130 (2)	91.12	0.565	14:29:34.254
3 -	***30.457***	***42.619***	***22.489***	***1:35.565 (1)***	***91.66***		***14:31:09.819***
4 -	30.942	42.833	22.530	1:36.305 (3)	90.95	0.740	14:32:46.124
5 -	31.096	42.660	22.569	1:36.325	90.94	0.760	14:34:22.449

P3 40 David SHELVEY Suzuki -

IDEAL LAP TIME : 1:35.985 BEST LAP TIME : 1:36.072 DIFFERENCE : 0.087

LAP	SECTOR 1	SECTOR 2	SECTOR 3	LAP TIME	MPH	DIFF	TIME OF DAY
1 -		43.385	23.023	1:41.576	86.23	5.504	14:27:57.486
2 -	31.147	43.488	22.720	1:37.355	89.97	1.283	14:29:34.841
3 -	30.749	42.857	22.611	1:36.217 (2)	91.04	0.145	14:31:11.058
4 -	***30.575***	***42.810***	22.687	***1:36.072 (1)***	***91.17***		***14:32:47.130***
5 -	30.613	43.130	***22.600***	1:36.343 (3)	90.92	0.271	14:34:23.473

P4 82 Matt HINNELLS Aprilia - Moremoto/ Bears repairs

IDEAL LAP TIME : 1:36.603 BEST LAP TIME : 1:36.713 DIFFERENCE : 0.110

LAP	SECTOR 1	SECTOR 2	SECTOR 3	LAP TIME	MPH	DIFF	TIME OF DAY
1 -		43.330	23.105	1:42.269	85.65	5.556	14:27:58.179
2 -	31.112	***42.957***	***23.014***	1:37.083 (2)	90.23	0.370	14:29:35.262
3 -	***30.632***	43.060	23.021	***1:36.713 (1)***	***90.57***		***14:31:11.975***
4 -	30.833	43.534	23.337	1:37.704 (3)	89.65	0.991	14:32:49.679
5 -	31.153	44.021	23.722	1:38.896	88.57	2.183	14:34:28.575

P5 3 Phil BELENKIN Suzuki -

IDEAL LAP TIME : 1:37.840 BEST LAP TIME : 1:37.939 DIFFERENCE : 0.099

LAP	SECTOR 1	SECTOR 2	SECTOR 3	LAP TIME	MPH	DIFF	TIME OF DAY
1 -		45.031	23.499	1:47.527	81.46	9.588	14:28:03.437
2 -	31.899	44.233	23.029	1:39.161	88.33	1.222	14:29:42.598
3 -	31.730	43.539	22.952	1:38.221 (2)	89.18	0.282	14:31:20.819
4 -	***31.528***	***43.380***	23.031	***1:37.939 (1)***	***89.44***		***14:32:58.758***
5 -	31.818	43.528	***22.932***	1:38.278 (3)	89.13	0.339	14:34:37.036

P6 42 Alan WOOD Suzuki - J.Clubb Aggregates & Concrete

IDEAL LAP TIME : 1:38.450 BEST LAP TIME : 1:39.117 DIFFERENCE : 0.667

LAP	SECTOR 1	SECTOR 2	SECTOR 3	LAP TIME	MPH	DIFF	TIME OF DAY
1 -		44.484	22.748	1:44.024	84.20	4.907	14:27:59.934
2 -	32.041	44.539	23.319	1:39.899	87.68	0.782	14:29:39.833
3 -	31.751	44.433	23.041	1:39.225 (2)	88.28	0.108	14:31:19.058
4 -	***31.625***	44.463	23.515	1:39.603 (3)	87.94	0.486	14:32:58.661
5 -	32.292	***44.124***	***22.701***	***1:39.117 (1)***	***88.37***		***14:34:37.778***

P7 68 R Ian COSTELLO Suzuki -

IDEAL LAP TIME : 1:38.810 BEST LAP TIME : 1:39.319 DIFFERENCE : 0.509

LAP	SECTOR 1	SECTOR 2	SECTOR 3	LAP TIME	MPH	DIFF	TIME OF DAY

Weather / Track : Cloudy / Dry

Brands Hatch GP
Circuit Length = 2.4332 miles
Start: 14:26 Flag 14:34 End: 14:36

BMCRC - MRO Championships 2016 - Rnd 8 @ Brands Hatch GP

Thunderbike Extreme

RACE 10 - SECTOR ANALYSIS

SECTOR 1 = FL to I1, SECTOR 2 = I1 to I2, SECTOR 3 = I2 to FL, DIFF = Difference To Personal Best Lap

1 -		***44.111***	23.166	1:43.876	84.32	4.557	14:27:59.786
2 -	31.897	44.591	23.274	1:39.762	87.80	0.443	14:29:39.548
3 -	31.590	44.608	***23.121***	***1:39.319*** **(1)**	***88.19***		***14:31:18.867***
4 -	***31.578***	44.687	23.470	1:39.735 **(3)**	87.83	0.416	14:32:58.602
5 -	31.831	44.703	23.196	1:39.730 **(2)**	87.83	0.411	14:34:38.332

P8 39 Rob WILLIAMS Suzuki -

IDEAL LAP TIME : 1:38.770 BEST LAP TIME : 1:39.253 DIFFERENCE : 0.483

LAP	SECTOR 1	SECTOR 2	SECTOR 3	LAP TIME	MPH	DIFF	TIME OF DAY
1 -		46.548	23.317	1:49.030	80.34	9.777	14:28:04.940
2 -	32.540	45.341	23.402	1:41.283	86.48	2.030	14:29:46.223
3 -	***31.877***	44.933	***23.132***	1:39.942 **(2)**	87.64	0.689	14:31:26.165
4 -	32.086	44.820	23.269	1:40.175 **(3)**	87.44	0.922	14:33:06.340
5 -	32.114	***43.761***	23.378	***1:39.253*** **(1)**	***88.25***		***14:34:45.593***

P9 41 David ABRAHAM Aprilia - Cambridge Motorcycles

IDEAL LAP TIME : 1:39.761 BEST LAP TIME : 1:40.208 DIFFERENCE : 0.447

LAP	SECTOR 1	SECTOR 2	SECTOR 3	LAP TIME	MPH	DIFF	TIME OF DAY
1 -		46.191	23.685	1:48.557	80.69	8.349	14:28:04.467
2 -	32.434	45.280	23.497	1:41.211	86.55	1.003	14:29:45.678
3 -	***31.953***	44.873	23.382	***1:40.208*** **(1)**	***87.41***		***14:31:25.886***
4 -	31.958	45.123	***23.284***	1:40.365 **(2)**	87.27	0.157	14:33:06.251
5 -	32.470	***44.524***	23.393	1:40.387 **(3)**	87.26	0.179	14:34:46.638

P10 14 David SPENCER Suzuki -

IDEAL LAP TIME : 1:39.177 BEST LAP TIME : 1:39.177 DIFFERENCE : 0.000

LAP	SECTOR 1	SECTOR 2	SECTOR 3	LAP TIME	MPH	DIFF	TIME OF DAY
1 -		44.753	23.661	1:46.012	82.63	6.835	14:28:01.922
2 -	34.781	45.688	23.692	1:44.161	84.09	4.984	14:29:46.083
3 -	32.418	44.681	23.549	1:40.648 **(2)**	87.03	1.471	14:31:26.731
4 -	31.976	45.285	23.949	1:41.210 **(3)**	86.55	2.033	14:33:07.941
5 -	***31.950***	***43.798***	***23.429***	***1:39.177*** **(1)**	***88.32***		***14:34:47.118***

P11 75 Paul NEWMAN Honda - Leeway building services

IDEAL LAP TIME : 1:40.007 BEST LAP TIME : 1:40.658 DIFFERENCE : 0.651

LAP	SECTOR 1	SECTOR 2	SECTOR 3	LAP TIME	MPH	DIFF	TIME OF DAY
1 -		45.376	23.755	1:47.516	81.47	6.858	14:28:03.426
2 -	32.548	45.396	23.748	1:41.692 **(3)**	86.14	1.034	14:29:45.118
3 -	***32.100***	44.823	23.784	1:40.707 **(2)**	86.98	0.049	14:31:25.825
4 -	32.506	45.672	24.071	1:42.249	85.67	1.591	14:33:08.074
5 -	32.751	***44.391***	***23.516***	***1:40.658*** **(1)**	***87.02***		***14:34:48.732***

P12 303 R Adam NORTON Honda -

IDEAL LAP TIME : 1:39.849 BEST LAP TIME : 1:40.438 DIFFERENCE : 0.589

LAP	SECTOR 1	SECTOR 2	SECTOR 3	LAP TIME	MPH	DIFF	TIME OF DAY
1 -		44.848	23.592	1:46.376	82.34	5.938	14:28:02.286
2 -	35.223	45.716	23.638	1:44.577	83.76	4.139	14:29:46.863
3 -	32.490	44.800	23.473	1:40.763 **(3)**	86.93	0.325	14:31:27.626
4 -	***32.183***	44.839	***23.416***	***1:40.438*** **(1)**	***87.21***		***14:33:08.064***
5 -	33.033	***44.250***	23.468	1:40.751 **(2)**	86.94	0.313	14:34:48.815

P13 58 Michael SIMMONS Kawasaki - Westcountry Windings

IDEAL LAP TIME : 1:41.536 BEST LAP TIME : 1:41.610 DIFFERENCE : 0.074

LAP	SECTOR 1	SECTOR 2	SECTOR 3	LAP TIME	MPH	DIFF	TIME OF DAY
1 -		46.455	23.886	1:49.088	80.30	7.478	14:28:04.998
2 -	33.137	45.619	23.989	1:42.745	85.25	1.135	14:29:47.743
3 -	32.630	45.301	24.000	1:41.931 **(3)**	85.93	0.321	14:31:29.674
4 -	***32.421***	45.349	***23.840***	***1:41.610*** **(1)**	***86.21***		***14:33:11.284***

Weather / Track : Cloudy / Dry

Brands Hatch GP
Circuit Length = 2.4332 miles
Start: 14:26 Flag 14:34 End: 14:36

BMCRC - MRO Championships 2016 - Rnd 8 @ Brands Hatch GP

Thunderbike Extreme

RACE 10 - SECTOR ANALYSIS

SECTOR 1 = FL to I1, SECTOR 2 = I1 to I2, SECTOR 3 = I2 to FL, DIFF = Difference To Personal Best Lap

5 -	32.480	***45.275***	23.989	1:41.744 **(2)**	86.09	0.134	14:34:53.028

P14 254 Rick WINDAS Ducati - Army Medical Services

IDEAL LAP TIME : 1:41.417 BEST LAP TIME : 1:41.417 DIFFERENCE : 0.000

LAP	SECTOR 1	SECTOR 2	SECTOR 3	LAP TIME	MPH	DIFF	TIME OF DAY
1 -		45.933	23.824	1:49.853	79.74	8.436	14:28:05.763
2 -	32.653	45.876	23.643	1:42.172	85.73	0.755	14:29:47.935
3 -	32.761	45.662	23.685	1:42.108 **(3)**	85.78	0.691	14:31:30.043
4 -	32.488	45.692	23.549	1:41.729 **(2)**	86.10	0.312	14:33:11.772
5 -	***32.386***	***45.485***	***23.546***	***1:41.417*** **(1)**	***86.37***		***14:34:53.189***

P15 16 Matthew WREN Kawasaki - Broken Matt

IDEAL LAP TIME : 1:42.155 BEST LAP TIME : 1:42.318 DIFFERENCE : 0.163

LAP	SECTOR 1	SECTOR 2	SECTOR 3	LAP TIME	MPH	DIFF	TIME OF DAY
1 -		47.032	24.050	1:50.778	79.07	8.460	14:28:06.688
2 -	33.309	46.089	***23.732***	1:43.130 **(3)**	84.93	0.812	14:29:49.818
3 -	***32.839***	***45.584***	23.895	***1:42.318*** **(1)**	***85.61***		***14:31:32.136***
4 -	33.076	45.634	23.890	1:42.600 **(2)**	85.37	0.282	14:33:14.736
5 -	33.038	46.067	24.459	1:43.564	84.58	1.246	14:34:58.300

P16 188 Barry MANTELL Suzuki - Swedish car connection

IDEAL LAP TIME : 1:42.905 BEST LAP TIME : 1:43.117 DIFFERENCE : 0.212

LAP	SECTOR 1	SECTOR 2	SECTOR 3	LAP TIME	MPH	DIFF	TIME OF DAY
1 -		46.856	24.583	1:52.614	77.78	9.497	14:28:08.524
2 -	33.918	45.838	***24.043***	1:43.799 **(3)**	84.39	0.682	14:29:52.323
3 -	33.336	***45.559***	24.372	1:43.267 **(2)**	84.82	0.150	14:31:35.590
4 -	***33.303***	45.658	24.156	***1:43.117*** **(1)**	***84.95***		***14:33:18.707***
5 -	33.353	45.733	24.855	1:43.941	84.27	0.824	14:35:02.648

P17 55 Michael COPLEY Suzuki - Jayne copley

IDEAL LAP TIME : 1:45.618 BEST LAP TIME : 1:45.710 DIFFERENCE : 0.092

LAP	SECTOR 1	SECTOR 2	SECTOR 3	LAP TIME	MPH	DIFF	TIME OF DAY
1 -		47.424	25.205	1:53.094	77.45	7.384	14:28:09.004
2 -	33.896	***47.020***	***24.794***	***1:45.710*** **(1)**	***82.86***		***14:29:54.714***
3 -	33.824	48.282	25.371	1:47.477 **(3)**	81.50	1.767	14:31:42.191
4 -	33.880	48.224	25.218	1:47.322 **(2)**	81.62	1.612	14:33:29.513
5 -	***33.804***	48.921	25.179	1:47.904	81.18	2.194	14:35:17.417

P18 45 Paul BRYANT Honda - CVM

IDEAL LAP TIME : 1:48.562 BEST LAP TIME : 1:48.956 DIFFERENCE : 0.394

LAP	SECTOR 1	SECTOR 2	SECTOR 3	LAP TIME	MPH	DIFF	TIME OF DAY
1 -		48.432	25.559	1:54.945	76.20	5.989	14:28:10.855
2 -	***34.913***	48.478	25.565	***1:48.956*** **(1)**	***80.39***		***14:29:59.811***
3 -	36.854	49.361	25.449	1:51.664 **(3)**	78.44	2.708	14:31:51.475
4 -	35.365	***48.271***	***25.378***	1:49.014 **(2)**	80.35	0.058	14:33:40.489
5 -	35.045	52.424	26.401	1:53.870	76.92	4.914	14:35:34.359

P19 141 Matthew ROBINSON Suzuki - The Parkinson's society/Leopard print studio

IDEAL LAP TIME : 1:48.220 BEST LAP TIME : 1:49.093 DIFFERENCE : 0.873

LAP	SECTOR 1	SECTOR 2	SECTOR 3	LAP TIME	MPH	DIFF	TIME OF DAY
1 -		49.017	25.271	1:56.409	75.25	7.316	14:28:12.319
2 -	34.983	***48.438***	25.672	***1:49.093*** **(1)**	***80.29***		***14:30:01.412***
3 -	35.693	49.184	25.304	1:50.181 **(3)**	79.50	1.088	14:31:51.593
4 -	35.890	48.790	***25.152***	1:49.832 **(2)**	79.75	0.739	14:33:41.425
5 -	***34.630***	53.471	25.725	1:53.826	76.95	4.733	14:35:35.251

Weather / Track : Cloudy / Dry

Brands Hatch GP
Circuit Length = 2.4332 miles
Start: 14:26 Flag 14:34 End: 14:36

BMCRC - MRO Championships 2016 - Rnd 8 @ Brands Hatch GP

Thunderbike Extreme

RACE 10 - SECTOR ANALYSIS

SECTOR 1 = FL to I1, SECTOR 2 = I1 to I2, SECTOR 3 = I2 to FL, DIFF = Difference To Personal Best Lap

P20 71 Ben BURNAL Suzuki -

IDEAL LAP TIME : 1:49.370 BEST LAP TIME : 1:50.041 DIFFERENCE : 0.671

LAP	SECTOR 1	SECTOR 2	SECTOR 3	LAP TIME	MPH	DIFF	TIME OF DAY
1 -		49.801	26.100	1:58.380	73.99	8.339	14:28:14.290
2 -	35.927	***49.245***	25.989	1:51.161	78.80	1.120	14:30:05.451
3 -	35.537	49.563	25.776	1:50.876 **(3)**	79.00	0.835	14:31:56.327
4 -	35.118	49.492	25.866	1:50.476 **(2)**	79.29	0.435	14:33:46.803
5 -	***34.838***	49.916	***25.287***	***1:50.041*** **(1)**	***79.60***		***14:35:36.844***

P21 35 R Stephen HARVEY Yamaha -

IDEAL LAP TIME : 1:50.017 BEST LAP TIME : 1:50.248 DIFFERENCE : 0.231

LAP	SECTOR 1	SECTOR 2	SECTOR 3	LAP TIME	MPH	DIFF	TIME OF DAY
1 -		49.823	26.775	1:59.790	73.12	9.542	14:28:15.700
2 -	35.669	***48.952***	26.209	1:50.830 **(3)**	79.03	0.582	14:30:06.530
3 -	35.378	48.966	26.425	1:50.769 **(2)**	79.08	0.521	14:31:57.299
4 -	34.974	49.128	***26.146***	***1:50.248*** **(1)**	***79.45***		***14:33:47.547***
5 -	***34.919***	51.492	26.783	1:53.194	77.38	2.946	14:35:40.741

P22 83 R Glen CADRUVI Yamaha - Kent Commercial Laundry Repairs

IDEAL LAP TIME : 1:48.634 BEST LAP TIME : 1:49.713 DIFFERENCE : 1.079

LAP	SECTOR 1	SECTOR 2	SECTOR 3	LAP TIME	MPH	DIFF	TIME OF DAY
1 -		51.060	25.866	2:00.507	72.69	10.794	14:28:16.417
2 -	35.165	50.240	26.126	1:51.531 **(3)**	78.54	1.818	14:30:07.948
3 -	35.144	***49.348***	25.977	1:50.469 **(2)**	79.29	0.756	14:31:58.417
4 -	34.349	50.274	***25.090***	***1:49.713*** **(1)**	***79.84***		***14:33:48.130***
5 -	***34.196***	52.184	26.344	1:52.724	77.71	3.011	14:35:40.854

P23 20 R Marc CRESSWELL Honda -

IDEAL LAP TIME : 1:51.689 BEST LAP TIME : 1:52.361 DIFFERENCE : 0.672

LAP	SECTOR 1	SECTOR 2	SECTOR 3	LAP TIME	MPH	DIFF	TIME OF DAY
1 -		53.744	26.650	2:06.140	69.44	13.779	14:28:22.050
2 -	36.403	50.762	26.290	1:53.455	77.20	1.094	14:30:15.505
3 -	36.470	***50.366***	***25.525***	***1:52.361*** **(1)**	***77.96***		***14:32:07.866***
4 -	35.829	50.638	26.143	1:52.610 **(2)**	77.78	0.249	14:34:00.476
5 -	***35.798***	50.539	26.420	1:52.757 **(3)**	77.68	0.396	14:35:53.233

P24 94 R Andrew ASHWORTH Suzuki - Electrovista

IDEAL LAP TIME : 1:52.203 BEST LAP TIME : 1:53.182 DIFFERENCE : 0.979

LAP	SECTOR 1	SECTOR 2	SECTOR 3	LAP TIME	MPH	DIFF	TIME OF DAY
1 -		***50.200***	26.202	2:01.608	72.03	8.426	14:28:17.518
2 -	***35.977***	50.799	26.406	***1:53.182*** **(1)**	***77.39***		***14:30:10.700***
3 -	36.866	51.343	***26.026***	1:54.235 **(2)**	76.68	1.053	14:32:04.935
4 -	37.053	51.974	26.284	1:55.311 **(3)**	75.96	2.129	14:34:00.246
5 -	37.114	52.658	27.699	1:57.471	74.57	4.289	14:35:57.717

P25 10 R Carlo BOTTIGLIERI Aprilia - TMT RACING

IDEAL LAP TIME : 1:58.756 BEST LAP TIME : 2:00.864 DIFFERENCE : 2.108

LAP	SECTOR 1	SECTOR 2	SECTOR 3	LAP TIME	MPH	DIFF	TIME OF DAY
1 -		***53.541***	***27.166***	2:06.344	69.33	5.480	14:28:22.254
2 -	***38.049***	54.886	27.929	***2:00.864*** **(1)**	***72.47***		***14:30:23.118***
3 -	38.551	55.882	29.195	2:03.628 **(3)**	70.85	2.764	14:32:26.746
4 -	39.799	55.103	27.181	2:02.083 **(2)**	71.75	1.219	14:34:28.829

P26 57 Nicholas WESTON Kawasaki - Inta Motorcycle Services

IDEAL LAP TIME : 1:45.592 BEST LAP TIME : 1:45.817 DIFFERENCE : 0.225

LAP	SECTOR 1	SECTOR 2	SECTOR 3	LAP TIME	MPH	DIFF	TIME OF DAY
1 -		49.512	26.011	1:58.867	73.69	13.050	14:28:14.777

Weather / Track : Cloudy / Dry

Brands Hatch GP
Circuit Length = 2.4332 miles
Start: 14:26 Flag 14:34 End: 14:36

BMCRC - MRO Championships 2016 - Rnd 8 @ Brands Hatch GP

Thunderbike Extreme

RACE 10 - SECTOR ANALYSIS

SECTOR 1 = FL to I1, SECTOR 2 = I1 to I2, SECTOR 3 = I2 to FL, DIFF = Difference To Personal Best Lap

2 -	33.577	***47.448***	26.014	1:47.039	**(2)**	81.83	1.222	14:30:01.816
3 -	33.923	47.875	25.351	1:47.149	**(3)**	81.75	1.332	14:31:48.965
4 -	***32.913***	47.673	***25.231***	***1:45.817***	**(1)**	***82.78***		***14:33:34.782***

Weather / Track : Cloudy / Dry

Brands Hatch GP
Circuit Length = 2.4332 miles
Start: 14:26 Flag 14:34 End: 14:36

BMCRC - MRO Championships 2016 - Rnd 8 @ Brands Hatch GP

Thunderbike Extreme

RACE 10 - BEST SECTORS

	SECTOR 1			SECTOR 2			SECTOR 3			IDEAL / BEST COMPARISON					
POS	NO	NAME	TIME	NO	NAME	TIME	NO	NAME	TIME	POS	NO	NAME	IDEAL	BEST	DIFF
												PERFECT LAP	1:35.173		
1	76	BYARD	30.114	44	DAVIES	42.619	76	BYARD	22.440	1	76	BYARD	1:35.344	1:35.344	0.000
2	44	DAVIES	30.457	76	BYARD	42.790	44	DAVIES	22.489	2	44	DAVIES	1:35.565	1:35.565	0.000
3	40	SHELVEY	30.575	40	SHELVEY	42.810	40	SHELVEY	22.600	3	40	SHELVEY	1:35.985	1:36.072	0.087
4	82	HINNELLS	30.632	82	HINNELLS	42.957	42	WOOD	22.701	4	82	HINNELLS	1:36.603	1:36.713	0.110
5	3	BELENKIN	31.528	3	BELENKIN	43.380	3	BELENKIN	22.932	5	3	BELENKIN	1:37.840	1:37.939	0.099
6	68	COSTELLO	31.578	39	WILLIAMS	43.761	82	HINNELLS	23.014	6	42	WOOD	1:38.450	1:39.117	0.667
7	42	WOOD	31.625	14	SPENCER	43.798	68	COSTELLO	23.121	7	39	WILLIAMS	1:38.770	1:39.253	0.483
8	39	WILLIAMS	31.877	68	COSTELLO	44.111	39	WILLIAMS	23.132	8	68	COSTELLO	1:38.810	1:39.319	0.509
9	14	SPENCER	31.950	42	WOOD	44.124	41	ABRAHAM	23.284	9	14	SPENCER	1:39.177	1:39.177	0.000
10	41	ABRAHAM	31.953	303	NORTON	44.250	303	NORTON	23.416	10	41	ABRAHAM	1:39.761	1:40.208	0.447
11	75	NEWMAN	32.100	75	NEWMAN	44.391	14	SPENCER	23.429	11	303	NORTON	1:39.849	1:40.438	0.589
12	303	NORTON	32.183	41	ABRAHAM	44.524	75	NEWMAN	23.516	12	75	NEWMAN	1:40.007	1:40.658	0.651
13	254	WINDAS	32.386	58	SIMMONS	45.275	254	WINDAS	23.546	13	254	WINDAS	1:41.417	1:41.417	0.000
14	58	SIMMONS	32.421	254	WINDAS	45.485	16	WREN	23.732	14	58	SIMMONS	1:41.536	1:41.610	0.074
15	16	WREN	32.839	188	MANTELL	45.559	58	SIMMONS	23.840	15	16	WREN	1:42.155	1:42.318	0.163
16	57	WESTON	32.913	16	WREN	45.584	188	MANTELL	24.043	16	188	MANTELL	1:42.905	1:43.117	0.212
17	188	MANTELL	33.303	55	COPLEY	47.020	55	COPLEY	24.794	17	57	WESTON	1:45.592	1:45.817	0.225
18	55	COPLEY	33.804	57	WESTON	47.448	83	CADRUVI	25.090	18	55	COPLEY	1:45.618	1:45.710	0.092
19	83	CADRUVI	34.196	45	BRYANT	48.271	141	ROBINSON	25.152	19	141	ROBINSON	1:48.220	1:49.093	0.873
20	141	ROBINSON	34.630	141	ROBINSON	48.438	57	WESTON	25.231	20	45	BRYANT	1:48.562	1:48.956	0.394
21	71	BURNAL	34.838	35	HARVEY	48.952	71	BURNAL	25.287	21	83	CADRUVI	1:48.634	1:49.713	1.079
22	45	BRYANT	34.913	71	BURNAL	49.245	45	BRYANT	25.378	22	71	BURNAL	1:49.370	1:50.041	0.671
23	35	HARVEY	34.919	83	CADRUVI	49.348	20	CRESSWELL	25.525	23	35	HARVEY	1:50.017	1:50.248	0.231
24	20	CRESSWELL	35.798	94	ASHWORTH	50.200	94	ASHWORTH	26.026	24	20	CRESSWELL	1:51.689	1:52.361	0.672
25	94	ASHWORTH	35.977	20	CRESSWELL	50.366	35	HARVEY	26.146	25	94	ASHWORTH	1:52.203	1:53.182	0.979
26	10	BOTTIGLIERI	38.049	10	BOTTIGLIERI	53.541	10	BOTTIGLIERI	27.166	26	10	BOTTIGLIERI	1:58.756	2:00.864	2.108
27															

Weather / Track : Cloudy / Dry

Brands Hatch GP
Circuit Length = 2.4332 miles
Start: 14:26 Flag 14:34 End: 14:36

Results can be found at www.tsl-timing.com

Printed - 14:37 Sunday, 21 August 2016

BMCRC - MRO Championships 2016 - Rnd 8 @ Brands Hatch GP

Thunderbike Extreme

RACE 21 - CLASSIFICATION

POS	NO	CL	PIC	NAME	ENTRY	LAPS	TIME	GAP	DIFF	MPH	BEST	ON
1	**76**		1	Jason BYARD	Suzuki - May Construction	**5**	8:04.321			90.43	**1:35.059**	3
2	**44**		2	Denzil DAVIES	Suzuki - Advanced Mouldings Ltd	**5**	8:06.673	**2.352**	2.352	89.99	**1:36.064**	3
3	**82**		3	Matt HINNELLS	Aprilia - Moremoto/ Bears repairs	**5**	8:08.900	**4.579**	2.227	89.58	**1:36.179**	3
4	**40**		4	David SHELVEY	Suzuki -	**5**	8:09.943	**5.622**	1.043	89.39	**1:36.211**	4
5	**3**		5	Phil BELENKIN	Suzuki -	**5**	8:15.849	**11.528**	5.906	88.33	**1:37.355**	5
6	**39**		6	Rob WILLIAMS	Suzuki -	**5**	8:16.899	**12.578**	1.050	88.14	**1:36.993**	4
7	**68**	R	1	Ian COSTELLO	Suzuki -	**5**	8:19.593	**15.272**	2.694	87.66	**1:38.303**	2
8	**42**		7	Alan WOOD	Suzuki - J.Clubb Aggregates & Concrete	**5**	8:24.433	**20.112**	4.840	86.82	**1:38.627**	2
9	**14**		8	David SPENCER	Suzuki -	**5**	8:28.423	**24.102**	3.990	86.14	**1:39.639**	5
10	**41**		9	David ABRAHAM	Aprilia - Cambridge Motorcycles	**5**	8:28.867	**24.546**	0.444	86.07	**1:40.284**	5
11	**303**	R	2	Adam NORTON	Honda -	**5**	8:33.993	**29.672**	5.126	85.21	**1:40.695**	2
12	**188**		10	Barry MANTELL	Suzuki - Swedish car connection	**5**	8:39.279	**34.958**	5.286	84.34	**1:41.983**	4
13	**16**		11	Matthew WREN	Kawasaki - Broken Matt	**5**	8:40.493	**36.172**	1.214	84.14	**1:41.841**	2
14	**254**		12	Rick WINDAS	Ducati - Army Medical Services	**5**	8:45.220	**40.899**	4.727	83.39	**1:42.665**	2
15	**55**		13	Michael COPLEY	Suzuki - Jayne copley	**5**	8:57.356	**53.035**	12.136	81.50	**1:45.825**	2
16	**139**		14	Antony COPLEY	Yamaha -	**5**	9:04.217	**59.896**	6.861	80.48	**1:46.171**	5
17	**141**		15	Matthew ROBINSON	Suzuki - The Parkinson's society/Leopard print studi	**5**	9:09.235	**1:04.914**	5.018	79.74	**1:47.008**	5
18	**45**		16	Paul BRYANT	Honda - CVM	**5**	9:11.649	**1:07.328**	2.414	79.39	**1:48.780**	5
19	**83**	R	3	Glen CADRUVI	Yamaha - Kent Commercial Laundry Repairs	**5**	9:15.451	**1:11.130**	3.802	78.85	**1:47.422**	5
20	**20**	R	4	Marc CRESSWELL	Honda -	**5**	9:16.508	**1:12.187**	1.057	78.70	**1:48.664**	5
21	**35**	R	5	Stephen HARVEY	Yamaha -	**5**	9:23.129	**1:18.808**	6.621	77.77	**1:50.699**	2
22	**71**		17	Ben BURNAL	Suzuki -	**5**	9:30.442	**1:26.121**	7.313	76.78	**1:51.652**	2
23	**94**	R	6	Andrew ASHWORTH	Suzuki - Electrovista	**5**	9:52.908	**1:48.587**	22.466	73.87	**1:55.561**	2
24	**10**	R	7	Carlo BOTTIGLIERI	Aprilia - TMT RACING	**4**	8:18.044	**1 Lap**	1 Lap	70.35	**2:02.966**	3

FASTEST LAP

76		Jason BYARD	Suzuki - May Construction	**3**	1:35.059	92.15 mph	148.30 kph
68	R	Ian COSTELLO	Suzuki -	**2**	1:38.303	89.11 mph	143.40 kph

Class - 90% of Race Speed = 81.38 mph
Class R - 90% of Race Speed = 78.89 mph

Brands Hatch GP
Circuit Length = 2.4332 miles
Start: 17:25 Flag 17:33 End: 17:35

Weather / Track : Cloudy / Dry
These results are provisional until the conclusion of any judicial and technical matters.

Clerk Of Course :		Timekeeper :

Results can be found at www.tsl-timing.com

Printed - 17:35 Sunday, 21 August 2016

BMCRC - MRO Championships 2016 - Rnd 8 @ Brands Hatch GP

Thunderbike Extreme

RACE 21 - LAP CHART

LAP 1 @ 17:27:16.222

NO	BEHIND	LAP TIME
44		1:40.819
76	0.766	1:41.585
82	0.833	1:41.652
40	1.430	1:42.249
68	2.858	1:43.677
42	3.574	1:44.393
39	3.945	1:44.764
3	4.081	1:44.900
14	5.472	1:46.291
41	5.695	1:46.514
16	8.055	1:48.874
303	8.112	1:48.931
254	9.335	1:50.154
188	9.748	1:50.567
55	10.738	1:51.557
45	12.979	1:53.798
139	14.170	1:54.989
141	16.650	1:57.469
35	17.559	1:58.378
71	18.232	1:59.051
20	18.417	1:59.236
83	18.682	1:59.501
94	23.151	2:03.970
10	25.969	2:06.788

LAP 2 @ 17:28:53.124

NO	BEHIND	LAP TIME
76		1:36.136
44	0.157	1:37.059
82	0.968	1:37.037
40	1.542	1:37.014
68	4.259	1:38.303
42	5.299	1:38.627
3	5.366	1:38.187
39	5.988	1:38.945
41	9.320	1:40.527
14	9.679	1:41.109
303	11.905	1:40.695
16	12.994	1:41.841
254	15.098	1:42.665
188	15.304	1:42.458
55	19.661	1:45.825
139	24.929	1:47.661
45	25.734	1:49.657
141	28.705	1:48.957
20	31.128	1:49.613
35	31.356	1:50.699
71	32.982	1:51.652
83	33.140	1:51.360
94	41.810	1:55.561
10	52.101	2:03.034

LAP 3 @ 17:30:28.183

NO	BEHIND	LAP TIME
76		1:35.059
44	1.162	1:36.064
82	2.088	1:36.179
40	2.793	1:36.310
3	7.737	1:37.430
68	8.786	1:39.586
39	8.926	1:37.997
42	12.909	1:42.669
41	15.115	1:40.854
14	16.133	1:41.513
303	17.552	1:40.706
16	21.416	1:43.481
188	22.337	1:42.092
254	24.506	1:44.467
55	31.287	1:46.685
139	36.441	1:46.571
45	40.269	1:49.594
141	41.948	1:48.302
20	45.623	1:49.554
35	47.336	1:51.039
83	47.585	1:49.504
71	50.651	1:52.728
94	1:03.678	1:56.927
10	1:20.008	2:02.966

LAP 4 @ 17:32:03.899

NO	BEHIND	LAP TIME
76		1:35.716
44	1.788	1:36.342
82	3.240	1:36.868
40	3.288	1:36.211
3	9.998	1:37.977
39	10.203	1:36.993
68	11.991	1:38.921
42	16.763	1:39.570
41	20.087	1:40.688
14	20.288	1:39.871
303	23.658	1:41.822
188	28.604	1:41.983
16	29.670	1:43.970
254	32.762	1:43.972
55	41.936	1:46.365
139	49.550	1:48.825
141	53.731	1:47.499
45	54.373	1:49.820
20	59.348	1:49.441
83	59.533	1:47.664
35	1:02.768	1:51.148
71	1:08.127	1:53.192
94	1:25.775	1:57.813

LAP 5 @ 17:33:39.724

NO	BEHIND	LAP TIME
76		1:35.825
44	2.352	1:36.389
82	4.579	1:37.164
40	5.622	1:38.159
3	11.528	1:37.355
39	12.578	1:38.200
10	1 Lap	2:05.256
68	15.272	1:39.106
42	20.112	1:39.174
14	24.102	1:39.639
41	24.546	1:40.284
303	29.672	1:41.839
188	34.958	1:42.179
16	36.172	1:42.327
254	40.899	1:43.962
55	53.035	1:46.924
139	59.896	1:46.171
141	1:04.914	1:47.008
45	1:07.328	1:48.780
83	1:11.130	1:47.422
20	1:12.187	1:48.664
35	1:18.808	1:51.865
71	1:26.121	1:53.819
94	1:48.587	1:58.637

Weather / Track : Cloudy / Dry

Brands Hatch GP
Circuit Length = 2.4332 miles
Start: 17:25 Flag 17:33 End: 17:35

Results can be found at www.tsl-timing.com

Printed - 17:36 Sunday, 21 August 2016

BMCRC - MRO Championships 2016 - Rnd 8 @ Brands Hatch GP

Thunderbike Extreme

RACE 21 - SECTOR ANALYSIS

SECTOR 1 = FL to I1, SECTOR 2 = I1 to I2, SECTOR 3 = I2 to FL, DIFF = Difference To Personal Best Lap

P1 76 Jason BYARD Suzuki - May Construction

IDEAL LAP TIME : 1:35.059 BEST LAP TIME : 1:35.059 DIFFERENCE : 0.000

LAP	SECTOR 1	SECTOR 2	SECTOR 3	LAP TIME	MPH	DIFF	TIME OF DAY
1 -		43.243	22.479	1:41.585	86.23	6.526	17:27:16.988
2 -	30.446	43.110	22.580	1:36.136	91.11	1.077	17:28:53.124
3 -	***30.042***	***42.596***	***22.421***	***1:35.059*** **(1)**	***92.15***		***17:30:28.183***
4 -	30.509	42.688	22.519	1:35.716 **(2)**	91.51	0.657	17:32:03.899
5 -	30.270	42.828	22.727	1:35.825 **(3)**	91.41	0.766	17:33:39.724

P2 44 Denzil DAVIES Suzuki - Advanced Mouldings Ltd

IDEAL LAP TIME : 1:35.834 BEST LAP TIME : 1:36.064 DIFFERENCE : 0.230

LAP	SECTOR 1	SECTOR 2	SECTOR 3	LAP TIME	MPH	DIFF	TIME OF DAY
1 -		43.063	22.591	1:40.819	86.88	4.755	17:27:16.222
2 -	31.016	43.124	22.919	1:37.059	90.25	0.995	17:28:53.281
3 -	***30.483***	***42.982***	22.599	***1:36.064*** **(1)**	***91.18***		***17:30:29.345***
4 -	30.763	43.120	22.459	1:36.342 **(2)**	90.92	0.278	17:32:05.687
5 -	30.895	43.125	***22.369***	1:36.389 **(3)**	90.88	0.325	17:33:42.076

P3 82 Matt HINNELLS Aprilia - Moremoto/ Bears repairs

IDEAL LAP TIME : 1:36.122 BEST LAP TIME : 1:36.179 DIFFERENCE : 0.057

LAP	SECTOR 1	SECTOR 2	SECTOR 3	LAP TIME	MPH	DIFF	TIME OF DAY
1 -		42.970	23.057	1:41.652	86.17	5.473	17:27:17.055
2 -	30.791	43.358	22.888	1:37.037 **(3)**	90.27	0.858	17:28:54.092
3 -	***30.616***	***42.773***	22.790	***1:36.179*** **(1)**	***91.07***		***17:30:30.271***
4 -	30.891	42.923	23.054	1:36.868 **(2)**	90.43	0.689	17:32:07.139
5 -	30.923	43.508	***22.733***	1:37.164	90.15	0.985	17:33:44.303

P4 40 David SHELVEY Suzuki -

IDEAL LAP TIME : 1:36.140 BEST LAP TIME : 1:36.211 DIFFERENCE : 0.071

LAP	SECTOR 1	SECTOR 2	SECTOR 3	LAP TIME	MPH	DIFF	TIME OF DAY
1 -		43.729	22.719	1:42.249	85.67	6.038	17:27:17.652
2 -	30.890	43.450	22.674	1:37.014 **(3)**	90.29	0.803	17:28:54.666
3 -	30.655	***42.896***	22.759	1:36.310 **(2)**	90.95	0.099	17:30:30.976
4 -	***30.603***	42.967	***22.641***	***1:36.211*** **(1)**	***91.04***		***17:32:07.187***
5 -	31.068	43.999	23.092	1:38.159	89.24	1.948	17:33:45.346

P5 3 Phil BELENKIN Suzuki -

IDEAL LAP TIME : 1:37.126 BEST LAP TIME : 1:37.355 DIFFERENCE : 0.229

LAP	SECTOR 1	SECTOR 2	SECTOR 3	LAP TIME	MPH	DIFF	TIME OF DAY
1 -		43.943	23.029	1:44.900	83.50	7.545	17:27:20.303
2 -	31.760	43.605	22.822	1:38.187	89.21	0.832	17:28:58.490
3 -	***31.279***	43.345	22.806	1:37.430 **(2)**	89.90	0.075	17:30:35.920
4 -	31.527	43.455	22.995	1:37.977 **(3)**	89.40	0.622	17:32:13.897
5 -	31.508	***43.201***	***22.646***	***1:37.355*** **(1)**	***89.97***		***17:33:51.252***

P6 39 Rob WILLIAMS Suzuki -

IDEAL LAP TIME : 1:36.861 BEST LAP TIME : 1:36.993 DIFFERENCE : 0.132

LAP	SECTOR 1	SECTOR 2	SECTOR 3	LAP TIME	MPH	DIFF	TIME OF DAY
1 -		44.193	22.975	1:44.764	83.61	7.771	17:27:20.167
2 -	31.528	44.448	22.969	1:38.945	88.53	1.952	17:28:59.112
3 -	***31.261***	43.799	22.937	1:37.997 **(2)**	89.38	1.004	17:30:37.109
4 -	31.393	***42.714***	***22.886***	***1:36.993*** **(1)**	***90.31***		***17:32:14.102***
5 -	31.620	43.109	23.471	1:38.200 **(3)**	89.20	1.207	17:33:52.302

P7 68 R Ian COSTELLO Suzuki -

IDEAL LAP TIME : 1:38.253 BEST LAP TIME : 1:38.303 DIFFERENCE : 0.050

LAP	SECTOR 1	SECTOR 2	SECTOR 3	LAP TIME	MPH	DIFF	TIME OF DAY

Brands Hatch GP
Circuit Length = 2.4332 miles
Start: 17:25 Flag 17:33 End: 17:35

Weather / Track : Cloudy / Dry

BMCRC - MRO Championships 2016 - Rnd 8 @ Brands Hatch GP

Thunderbike Extreme

RACE 21 - SECTOR ANALYSIS

SECTOR 1 = FL to I1, SECTOR 2 = I1 to I2, SECTOR 3 = I2 to FL, DIFF = Difference To Personal Best Lap

1 -		44.464	22.867	1:43.677	84.49	5.374	17:27:19.080
2 -	***31.336***	44.135	***22.832***	***1:38.303*** **(1)**	***89.11***		***17:28:57.383***
3 -	31.912	44.537	23.137	1:39.586	87.96	1.283	17:30:36.969
4 -	31.932	***44.085***	22.904	1:38.921 **(2)**	88.55	0.618	17:32:15.890
5 -	31.553	44.340	23.213	1:39.106 **(3)**	88.38	0.803	17:33:54.996

P8 42 Alan WOOD Suzuki - J.Clubb Aggregates & Concrete

IDEAL LAP TIME : 1:38.587 BEST LAP TIME : 1:38.627 DIFFERENCE : 0.040

LAP	SECTOR 1	SECTOR 2	SECTOR 3	LAP TIME	MPH	DIFF	TIME OF DAY
1 -		44.322	23.021	1:44.393	83.91	5.766	17:27:19.796
2 -	***31.599***	44.054	***22.974***	***1:38.627*** **(1)**	***88.81***		***17:28:58.423***
3 -	31.824	46.172	24.673	1:42.669	85.32	4.042	17:30:41.092
4 -	32.039	44.344	23.187	1:39.570 **(3)**	87.97	0.943	17:32:20.662
5 -	31.949	***44.014***	23.211	1:39.174 **(2)**	88.32	0.547	17:33:59.836

P9 14 David SPENCER Suzuki -

IDEAL LAP TIME : 1:39.429 BEST LAP TIME : 1:39.639 DIFFERENCE : 0.210

LAP	SECTOR 1	SECTOR 2	SECTOR 3	LAP TIME	MPH	DIFF	TIME OF DAY
1 -		44.758	23.915	1:46.291	82.41	6.652	17:27:21.694
2 -	32.089	45.383	23.637	1:41.109 **(3)**	86.63	1.470	17:29:02.803
3 -	32.907	44.810	23.796	1:41.513	86.29	1.874	17:30:44.316
4 -	32.195	44.357	***23.319***	1:39.871 **(2)**	87.71	0.232	17:32:24.187
5 -	***31.981***	***44.129***	23.529	***1:39.639*** **(1)**	***87.91***		***17:34:03.826***

P10 41 David ABRAHAM Aprilia - Cambridge Motorcycles

IDEAL LAP TIME : 1:39.765 BEST LAP TIME : 1:40.284 DIFFERENCE : 0.519

LAP	SECTOR 1	SECTOR 2	SECTOR 3	LAP TIME	MPH	DIFF	TIME OF DAY
1 -		44.752	23.488	1:46.514	82.24	6.230	17:27:21.917
2 -	***32.103***	44.798	23.626	1:40.527 **(2)**	87.13	0.243	17:29:02.444
3 -	32.496	44.769	23.589	1:40.854	86.85	0.570	17:30:43.298
4 -	32.448	44.747	23.493	1:40.688 **(3)**	86.99	0.404	17:32:23.986
5 -	32.622	***44.452***	***23.210***	***1:40.284*** **(1)**	***87.35***		***17:34:04.270***

P11 303 R Adam NORTON Honda -

IDEAL LAP TIME : 1:40.077 BEST LAP TIME : 1:40.695 DIFFERENCE : 0.618

LAP	SECTOR 1	SECTOR 2	SECTOR 3	LAP TIME	MPH	DIFF	TIME OF DAY
1 -		45.257	***23.707***	1:48.931	80.41	8.236	17:27:24.334
2 -	***31.888***	44.831	23.976	***1:40.695*** **(1)**	***86.99***		***17:29:05.029***
3 -	32.447	***44.482***	23.777	1:40.706 **(2)**	86.98	0.011	17:30:45.735
4 -	32.515	45.393	23.914	1:41.822 **(3)**	86.03	1.127	17:32:27.557
5 -	32.643	45.260	23.936	1:41.839	86.01	1.144	17:34:09.396

P12 188 Barry MANTELL Suzuki - Swedish car connection

IDEAL LAP TIME : 1:41.304 BEST LAP TIME : 1:41.983 DIFFERENCE : 0.679

LAP	SECTOR 1	SECTOR 2	SECTOR 3	LAP TIME	MPH	DIFF	TIME OF DAY
1 -		46.260	24.140	1:50.567	79.22	8.584	17:27:25.970
2 -	32.929	***45.254***	24.275	1:42.458	85.49	0.475	17:29:08.428
3 -	33.068	45.345	23.679	1:42.092 **(2)**	85.80	0.109	17:30:50.520
4 -	***32.501***	45.933	***23.549***	***1:41.983*** **(1)**	***85.89***		***17:32:32.503***
5 -	32.503	45.555	24.121	1:42.179 **(3)**	85.73	0.196	17:34:14.682

P13 16 Matthew WREN Kawasaki - Broken Matt

IDEAL LAP TIME : 1:41.637 BEST LAP TIME : 1:41.841 DIFFERENCE : 0.204

LAP	SECTOR 1	SECTOR 2	SECTOR 3	LAP TIME	MPH	DIFF	TIME OF DAY
1 -		45.920	24.357	1:48.874	80.45	7.033	17:27:24.277
2 -	***32.263***	45.899	23.679	***1:41.841*** **(1)**	***86.01***		***17:29:06.118***
3 -	33.113	46.760	***23.608***	1:43.481 **(3)**	84.65	1.640	17:30:49.599
4 -	32.934	47.131	23.905	1:43.970	84.25	2.129	17:32:33.569

Brands Hatch GP
Circuit Length = 2.4332 miles
Start: 17:25 Flag 17:33 End: 17:35

Weather / Track : Cloudy / Dry

BMCRC - MRO Championships 2016 - Rnd 8 @ Brands Hatch GP

Thunderbike Extreme

RACE 21 - SECTOR ANALYSIS

SECTOR 1 = FL to I1, SECTOR 2 = I1 to I2, SECTOR 3 = I2 to FL, DIFF = Difference To Personal Best Lap

5 -	32.860	***45.766***	23.701	1:42.327 **(2)**	85.60	0.486	17:34:15.896

P14 254 Rick WINDAS Ducati - Army Medical Services

IDEAL LAP TIME : 1:42.159 BEST LAP TIME : 1:42.665 DIFFERENCE : 0.506

LAP	SECTOR 1	SECTOR 2	SECTOR 3	LAP TIME	MPH	DIFF	TIME OF DAY
1 -		46.758	***23.759***	1:50.154	79.52	7.489	17:27:25.557
2 -	***32.866***	***45.534***	24.265	***1:42.665*** **(1)**	***85.32***		***17:29:08.222***
3 -	33.185	46.604	24.678	1:44.467	83.85	1.802	17:30:52.689
4 -	33.228	46.439	24.305	1:43.972 **(3)**	84.25	1.307	17:32:36.661
5 -	33.426	46.207	24.329	1:43.962 **(2)**	84.26	1.297	17:34:20.623

P15 55 Michael COPLEY Suzuki - Jayne copley

IDEAL LAP TIME : 1:44.943 BEST LAP TIME : 1:45.825 DIFFERENCE : 0.882

LAP	SECTOR 1	SECTOR 2	SECTOR 3	LAP TIME	MPH	DIFF	TIME OF DAY
1 -		47.568	***24.273***	1:51.557	78.52	5.732	17:27:26.960
2 -	***33.251***	47.770	24.804	***1:45.825*** **(1)**	***82.77***		***17:29:12.785***
3 -	33.950	47.428	25.307	1:46.685 **(3)**	82.10	0.860	17:30:59.470
4 -	33.607	***47.419***	25.339	1:46.365 **(2)**	82.35	0.540	17:32:45.835
5 -	34.093	47.744	25.087	1:46.924	81.92	1.099	17:34:32.759

P16 139 Antony COPLEY Yamaha -

IDEAL LAP TIME : 1:45.491 BEST LAP TIME : 1:46.171 DIFFERENCE : 0.680

LAP	SECTOR 1	SECTOR 2	SECTOR 3	LAP TIME	MPH	DIFF	TIME OF DAY
1 -		48.049	24.843	1:54.989	76.17	8.818	17:27:30.392
2 -	35.463	47.317	24.881	1:47.661 **(3)**	81.36	1.490	17:29:18.053
3 -	34.658	47.496	***24.417***	1:46.571 **(2)**	82.19	0.400	17:31:04.624
4 -	***34.128***	48.097	26.600	1:48.825	80.49	2.654	17:32:53.449
5 -	34.334	***46.946***	24.891	***1:46.171*** **(1)**	***82.50***		***17:34:39.620***

P17 141 Matthew ROBINSON Suzuki - The Parkinson's society/Leopard print studio

IDEAL LAP TIME : 1:46.980 BEST LAP TIME : 1:47.008 DIFFERENCE : 0.028

LAP	SECTOR 1	SECTOR 2	SECTOR 3	LAP TIME	MPH	DIFF	TIME OF DAY
1 -		49.987	25.644	1:57.469	74.57	10.461	17:27:32.872
2 -	34.997	48.626	25.334	1:48.957	80.39	1.949	17:29:21.829
3 -	34.904	48.471	24.927	1:48.302 **(3)**	80.88	1.294	17:31:10.131
4 -	34.485	48.185	***24.829***	1:47.499 **(2)**	81.48	0.491	17:32:57.630
5 -	***34.101***	***48.050***	24.857	***1:47.008*** **(1)**	***81.86***		***17:34:44.638***

P18 45 Paul BRYANT Honda - CVM

IDEAL LAP TIME : 1:47.522 BEST LAP TIME : 1:48.780 DIFFERENCE : 1.258

LAP	SECTOR 1	SECTOR 2	SECTOR 3	LAP TIME	MPH	DIFF	TIME OF DAY
1 -		***47.525***	25.519	1:53.798	76.97	5.018	17:27:29.201
2 -	34.951	48.806	25.900	1:49.657 **(3)**	79.88	0.877	17:29:18.858
3 -	35.321	48.878	***25.395***	1:49.594 **(2)**	79.92	0.814	17:31:08.452
4 -	35.177	48.795	25.848	1:49.820	79.76	1.040	17:32:58.272
5 -	***34.602***	48.515	25.663	***1:48.780*** **(1)**	***80.52***		***17:34:47.052***

P19 83 R Glen CADRUVI Yamaha - Kent Commercial Laundry Repairs

IDEAL LAP TIME : 1:47.050 BEST LAP TIME : 1:47.422 DIFFERENCE : 0.372

LAP	SECTOR 1	SECTOR 2	SECTOR 3	LAP TIME	MPH	DIFF	TIME OF DAY
1 -		50.423	25.651	1:59.501	73.30	12.079	17:27:34.904
2 -	36.016	49.696	25.648	1:51.360	78.66	3.938	17:29:26.264
3 -	34.133	49.694	25.677	1:49.504 **(3)**	79.99	2.082	17:31:15.768
4 -	34.053	***48.772***	24.839	1:47.664 **(2)**	81.36	0.242	17:33:03.432
5 -	***33.521***	49.144	***24.757***	***1:47.422*** **(1)**	***81.54***		***17:34:50.854***

Weather / Track : Cloudy / Dry

Brands Hatch GP
Circuit Length = 2.4332 miles
Start: 17:25 Flag 17:33 End: 17:35

BMCRC - MRO Championships 2016 - Rnd 8 @ Brands Hatch GP

Thunderbike Extreme

RACE 21 - SECTOR ANALYSIS

SECTOR 1 = FL to I1, SECTOR 2 = I1 to I2, SECTOR 3 = I2 to FL, DIFF = Difference To Personal Best Lap

P20 20 R Marc CRESSWELL Honda -

IDEAL LAP TIME : 1:48.664 BEST LAP TIME : 1:48.664 DIFFERENCE : 0.000

LAP	SECTOR 1	SECTOR 2	SECTOR 3	LAP TIME	MPH	DIFF	TIME OF DAY
1 -		50.259	25.950	1:59.236	73.46	10.572	17:27:34.639
2 -	34.802	49.372	25.439	1:49.613	79.91	0.949	17:29:24.252
3 -	35.293	49.236	25.025	1:49.554 (3)	79.95	0.890	17:31:13.806
4 -	34.883	49.351	25.207	1:49.441 (2)	80.04	0.777	17:33:03.247
5 -	***34.675***	***48.975***	***25.014***	***1:48.664 (1)***	***80.61***		***17:34:51.911***

P21 35 R Stephen HARVEY Yamaha -

IDEAL LAP TIME : 1:50.496 BEST LAP TIME : 1:50.699 DIFFERENCE : 0.203

LAP	SECTOR 1	SECTOR 2	SECTOR 3	LAP TIME	MPH	DIFF	TIME OF DAY
1 -		50.193	***25.920***	1:58.378	73.99	7.679	17:27:33.781
2 -	***35.370***	***49.206***	26.123	***1:50.699 (1)***	***79.13***		***17:29:24.480***
3 -	35.852	49.211	25.976	1:51.039 (2)	78.88	0.340	17:31:15.519
4 -	35.408	49.641	26.099	1:51.148 (3)	78.81	0.449	17:33:06.667
5 -	35.391	49.800	26.674	1:51.865	78.30	1.166	17:34:58.532

P22 71 Ben BURNAL Suzuki -

IDEAL LAP TIME : 1:51.586 BEST LAP TIME : 1:51.652 DIFFERENCE : 0.066

LAP	SECTOR 1	SECTOR 2	SECTOR 3	LAP TIME	MPH	DIFF	TIME OF DAY
1 -		50.428	***25.907***	1:59.051	73.58	7.399	17:27:34.454
2 -	***35.923***	***49.756***	25.973	***1:51.652 (1)***	***78.45***		***17:29:26.106***
3 -	35.943	50.191	26.594	1:52.728 (2)	77.70	1.076	17:31:18.834
4 -	36.341	50.612	26.239	1:53.192 (3)	77.38	1.540	17:33:12.026
5 -	36.144	50.973	26.702	1:53.819	76.96	2.167	17:35:05.845

P23 94 R Andrew ASHWORTH Suzuki - Electrovista

IDEAL LAP TIME : 1:55.509 BEST LAP TIME : 1:55.561 DIFFERENCE : 0.052

LAP	SECTOR 1	SECTOR 2	SECTOR 3	LAP TIME	MPH	DIFF	TIME OF DAY
1 -		***51.990***	26.481	2:03.970	70.66	8.409	17:27:39.373
2 -	***37.123***	52.042	***26.396***	***1:55.561 (1)***	***75.80***		***17:29:34.934***
3 -	37.892	52.300	26.735	1:56.927 (2)	74.91	1.366	17:31:31.861
4 -	37.719	53.016	27.078	1:57.813 (3)	74.35	2.252	17:33:29.674
5 -	38.191	53.010	27.436	1:58.637	73.83	3.076	17:35:28.311

P24 10 R Carlo BOTTIGLIERI Aprilia - TMT RACING

IDEAL LAP TIME : 2:00.802 BEST LAP TIME : 2:02.966 DIFFERENCE : 2.164

LAP	SECTOR 1	SECTOR 2	SECTOR 3	LAP TIME	MPH	DIFF	TIME OF DAY
1 -		***53.975***	***27.412***	2:06.788	69.09	3.822	17:27:42.191
2 -	***39.415***	55.880	27.739	2:03.034 (2)	71.19	0.068	17:29:45.225
3 -	39.896	55.301	27.769	***2:02.966 (1)***	***71.23***		***17:31:48.191***
4 -	40.462	56.805	27.989	2:05.256 (3)	69.93	2.290	17:33:53.447

Weather / Track : Cloudy / Dry

Brands Hatch GP
Circuit Length = 2.4332 miles
Start: 17:25 Flag 17:33 End: 17:35

BMCRC - MRO Championships 2016 - Rnd 8 @ Brands Hatch GP

Thunderbike Extreme

RACE 21 - BEST SECTORS

	SECTOR 1			SECTOR 2			SECTOR 3			IDEAL / BEST COMPARISON					
POS	NO	NAME	TIME	NO	NAME	TIME	NO	NAME	TIME	POS	NO	NAME	IDEAL	BEST	DIFF
												PERFECT LAP	1:35.007		
1	76	BYARD	30.042	76	BYARD	42.596	44	DAVIES	22.369	1	76	BYARD	1:35.059	1:35.059	0.000
2	44	DAVIES	30.483	39	WILLIAMS	42.714	76	BYARD	22.421	2	44	DAVIES	1:35.834	1:36.064	0.230
3	40	SHELVEY	30.603	82	HINNELLS	42.773	40	SHELVEY	22.641	3	82	HINNELLS	1:36.122	1:36.179	0.057
4	82	HINNELLS	30.616	40	SHELVEY	42.896	3	BELENKIN	22.646	4	40	SHELVEY	1:36.140	1:36.211	0.071
5	39	WILLIAMS	31.261	44	DAVIES	42.982	82	HINNELLS	22.733	5	39	WILLIAMS	1:36.861	1:36.993	0.132
6	3	BELENKIN	31.279	3	BELENKIN	43.201	68	COSTELLO	22.832	6	3	BELENKIN	1:37.126	1:37.355	0.229
7	68	COSTELLO	31.336	42	WOOD	44.014	39	WILLIAMS	22.886	7	68	COSTELLO	1:38.253	1:38.303	0.050
8	42	WOOD	31.599	68	COSTELLO	44.085	42	WOOD	22.974	8	42	WOOD	1:38.587	1:38.627	0.040
9	303	NORTON	31.888	14	SPENCER	44.129	41	ABRAHAM	23.210	9	14	SPENCER	1:39.429	1:39.639	0.210
10	14	SPENCER	31.981	41	ABRAHAM	44.452	14	SPENCER	23.319	10	41	ABRAHAM	1:39.765	1:40.284	0.519
11	41	ABRAHAM	32.103	303	NORTON	44.482	188	MANTELL	23.549	11	303	NORTON	1:40.077	1:40.695	0.618
12	16	WREN	32.263	188	MANTELL	45.254	16	WREN	23.608	12	188	MANTELL	1:41.304	1:41.983	0.679
13	188	MANTELL	32.501	254	WINDAS	45.534	303	NORTON	23.707	13	16	WREN	1:41.637	1:41.841	0.204
14	254	WINDAS	32.866	16	WREN	45.766	254	WINDAS	23.759	14	254	WINDAS	1:42.159	1:42.665	0.506
15	55	COPLEY	33.251	139	COPLEY	46.946	55	COPLEY	24.273	15	55	COPLEY	1:44.943	1:45.825	0.882
16	83	CADRUVI	33.521	55	COPLEY	47.419	139	COPLEY	24.417	16	139	COPLEY	1:45.491	1:46.171	0.680
17	141	ROBINSON	34.101	45	BRYANT	47.525	83	CADRUVI	24.757	17	141	ROBINSON	1:46.980	1:47.008	0.028
18	139	COPLEY	34.128	141	ROBINSON	48.050	141	ROBINSON	24.829	18	83	CADRUVI	1:47.050	1:47.422	0.372
19	45	BRYANT	34.602	83	CADRUVI	48.772	20	CRESSWELL	25.014	19	45	BRYANT	1:47.522	1:48.780	1.258
20	20	CRESSWELL	34.675	20	CRESSWELL	48.975	45	BRYANT	25.395	20	20	CRESSWELL	1:48.664	1:48.664	0.000
21	35	HARVEY	35.370	35	HARVEY	49.206	71	BURNAL	25.907	21	35	HARVEY	1:50.496	1:50.699	0.203
22	71	BURNAL	35.923	71	BURNAL	49.756	35	HARVEY	25.920	22	71	BURNAL	1:51.586	1:51.652	0.066
23	94	ASHWORTH	37.123	94	ASHWORTH	51.990	94	ASHWORTH	26.396	23	94	ASHWORTH	1:55.509	1:55.561	0.052
24	10	BOTTIGLIERI	39.415	10	BOTTIGLIERI	53.975	10	BOTTIGLIERI	27.412	24	10	BOTTIGLIERI	2:00.802	2:02.966	2.164

Weather / Track : Cloudy / Dry

Brands Hatch GP
Circuit Length = 2.4332 miles
Start: 17:25 Flag 17:33 End: 17:35

Results can be found at www.tsl-timing.com

Printed - 17:36 Sunday, 21 August 2016

Thunderbike Sport & Rookie Minitwins

Brands Hatch GP

20th & 21st August 2016

Results Provided by Timing Solutions Ltd
www.tsl-timing.com

Brands Hatch GP

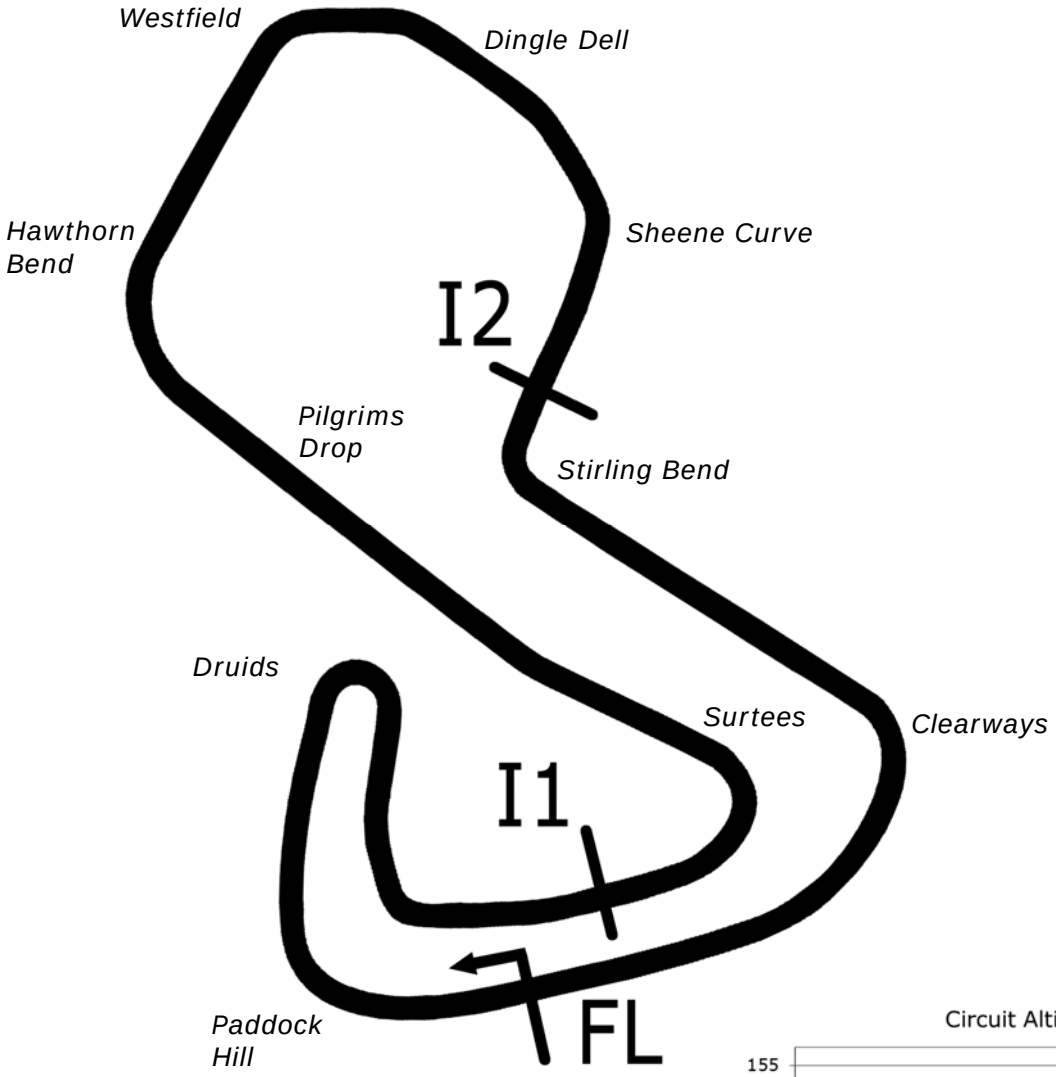

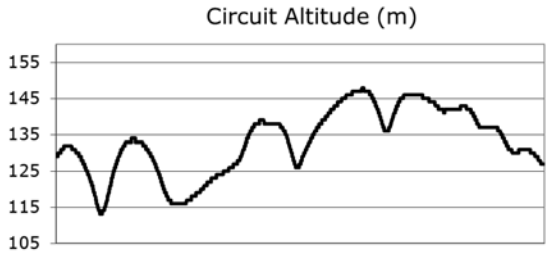

Length	2.4332 miles	3916.0 m	
FL		51.36032 N	0.26032 E
I1	1116m	51.35934 N	0.25955 E
I2	2928m	51.35532 N	0.26250 E
Pit Entry	3646m	51.35911 N	0.25743 E
Pit Exit	83m after FL	51.36017 N	0.26051 E

Pit Entry–Pit Exit 332m, 19.9s @60kph, 14.9s @80kph

All results available at www.tsl-timing.com

BMCRC - MRO Championships 2016 - Rnd 8 @ Brands Hatch GP

Thunderbike Sport & Rookie Minitwins

QUALIFYING - CLASSIFICATION

POS	NO	CL	PIC	NAME	ENTRY	TIME	ON	LAPS	GAP	DIFF	MPH
1	47		1	Mark TROWELL	Yamaha - ELP Racing	1:42.430	7	7			85.52
2	186		2	Paul WITHERINGTON	Suzuki - P&R plumbing	1:42.478	5	6	0.048	0.048	85.48
3	4		3	Jake POVAH	Suzuki - www.78plate.com	1:42.887	4	6	0.457	0.409	85.14
4	43		4	Colin WALKEY	Kawasaki - ELP Racing	1:42.919	3	3	0.489	0.032	85.11
5	77		5	David MAY	Ducati - BBs and taggraceing	1:43.112	7	7	0.682	0.193	84.95
6	2		6	Andrew GILL	Kawasaki - RMKD Racing	1:43.561	7	7	1.131	0.449	84.58
7	74	RMT	1	Daniel SINGLETON	Suzuki - SDC	1:43.804	7	7	1.374	0.243	84.38
8	175	RMT	2	Richard TYRER	Suzuki -	1:45.081	6	6	2.651	1.277	83.36
9	93		7	Jack WALLIS	Suzuki - Grumpdad and Watling Tyres	1:45.445	7	7	3.015	0.364	83.07
10	17	RMT	3	Ieva BAUBLYTE	Suzuki - 1st Moto Solutions	1:45.516	7	7	3.086	0.071	83.01
11	19		8	Kevin LILLEY	Suzuki - Vanson Leathers	1:45.585	5	6	3.155	0.069	82.96
12	471	RMT	4	James LARTER	Suzuki -	1:46.334	6	6	3.904	0.749	82.38
13	54		9	Adam JAMISON	Suzuki - AJ Racing	1:46.815	6	6	4.385	0.481	82.00
14	87		10	Tristan REVELL	Suzuki - Bears repairs	1:47.019	4	6	4.589	0.204	81.85
15	147	RMT	5	Thomas WATSON	Suzuki - Motorsportdays.com TEA Time Racing	1:47.462	4	6	5.032	0.443	81.51
16	444		11	Mark WILLIAMS	Suzuki - F.C.L MOTORCYCLES	1:47.541	7	7	5.111	0.079	81.45
17	9		12	Vincent LEWIN	Suzuki - foreverlivingthatcham.co.uk	1:47.684	6	6	5.254	0.143	81.34
18	59	RMT	6	Thurstan GREEN	Suzuki -	1:47.764	6	6	5.334	0.080	81.28
19	113	RMT	7	Sam ELKINS	Suzuki - Me Old Man	1:48.016	6	6	5.586	0.252	81.09
20	88		13	David CARSON	Kawasaki - www.TwoDavesRacing.com	1:48.439	6	6	6.009	0.423	80.78
21	72		14	Kevin MILLER	Honda - Mechanical Air Supplies Ltd	1:48.683	5	6	6.253	0.244	80.59
22	3		15	Marcus NEWALL	Yamaha - Mum & Dad	1:48.919	6	6	6.489	0.236	80.42
23	42	RMT	8	Gary CARLIN	Suzuki -	1:49.609	5	6	7.179	0.690	79.91
24	23		16	Tham EVANS	Honda - Vanilla Electronics	1:49.945	4	6	7.515	0.336	79.67
25	75	R	1	Stewart MAY	Honda -	1:49.947	4	6	7.517	0.002	79.67
26	192	R	2	Benjamin ROWSWELL	Suzuki - DRM. Isenhurst.	1:49.991	4	6	7.561	0.044	79.64
27	38	R	3	Hayden WOOD	Kawasaki -	1:50.355	4	6	7.925	0.364	79.37
28	24	RMT	9	Alex SIMMONS	Suzuki - Westcountry Windings	1:50.414	3	6	7.984	0.059	79.33
29	991	RMT	10	Marc CUNNINGHAM	Suzuki -	1:50.497	6	6	8.067	0.083	79.27
30	52		17	Gary JARMAN	Kawasaki - G & S Motorcycle tyres	1:50.580	4	6	8.150	0.083	79.21
31	57		18	Paul FISHER	Kawasaki -	1:51.693	4	6	9.263	1.113	78.42
32	85		19	James ROBINSON	Honda - claire palastanga ceramics	1:51.831	6	6	9.401	0.138	78.33
33	247		20	Allan CLARK	Kawasaki - A Clark & Sons Builders	1:51.918	3	6	9.488	0.087	78.27
34	48		21	Shaun WALLIS	Suzuki - Watling Tyres	1:52.340	5	6	9.910	0.422	77.97
35	155	RMT	11	Richard HARRIS	Suzuki - HP Racing	1:53.855	4	6	11.425	1.515	76.93
36	99	RMT	12	Ben CATT	Suzuki -	1:54.679	2	6	12.249	0.824	76.38
37	16	RMT	13	Geoff LANSDELL	Suzuki - EPG Domestic	1:55.415	5	6	12.985	0.736	75.89
38	30	RMT	14	Andrew PLAYLE	Suzuki - HP Racing	1:55.819	5	5	13.389	0.404	75.63
39	8		22	Kevin Van De WORP	Kawasaki -	1:56.022	2	2	13.592	0.203	75.50
40	86	R	4	Steve RICHARDS	Honda -	1:56.180	6	6	13.750	0.158	75.39
41	31		23	Kelvin EVENDEN	Suzuki - Glosrose Group	1:57.766	2	6	15.336	1.586	74.38
42	143	RMT	15	Robert DAVIE	Suzuki -	1:59.220	6	6	16.790	1.454	73.47
43	959	RMT	16	James HOLLINS	Suzuki - J&S Accessories	1:59.293	6	6	16.863	0.073	73.43
44	50		24	Steve YOUNG	Suzuki - Cadmatic Engineering	2:00.381	4	4	17.951	1.088	72.76
45	130	RMT	17	Fraser GRINSTEAD	Suzuki - TRAPDOOR RACING	2:08.647	4	4	26.217	8.266	68.09

Brands Hatch GP
Circuit Length = 2.4332 miles
Start: 09:00 Flag 09:12 End: 09:14

Weather / Track : Cloudy / Dry

These results are provisional until the conclusion of any judicial and technical matters.

Clerk Of Course :		Timekeeper :

Results can be found at www.tsl-timing.com

Printed - 09:21 Saturday, 20 August 2016

BMCRC - MRO Championships 2016 - Rnd 8 @ Brands Hatch GP

Thunderbike Sport & Rookie Minitwins

QUALIFYING - SECTOR ANALYSIS

SECTOR 1 = FL to I1, SECTOR 2 = I1 to I2, SECTOR 3 = I2 to FL, DIFF = Difference To Personal Best Lap

P1 47 Mark TROWELL Yamaha - ELP Racing

IDEAL LAP TIME : 1:42.248 BEST LAP TIME : 1:42.430 DIFFERENCE : 0.182

LAP	SECTOR 1	SECTOR 2	SECTOR 3	LAP TIME	MPH	DIFF	TIME OF DAY
1 -	38.061	51.501	25.430	1:54.992	76.17	12.562	09:03:33.873
2 -	35.207	48.852	25.118	1:49.177	80.23	6.747	09:05:23.050
3 -	34.059	47.228	24.750	1:46.037	82.61	3.607	09:07:09.087
4 -	33.604	46.631	***24.017***	1:44.252 **(3)**	84.02	1.822	09:08:53.339
5 -	33.499	46.786	24.139	1:44.424	83.88	1.994	09:10:37.763
6 -	***32.484***	46.647	24.268	1:43.399 **(2)**	84.71	0.969	09:12:21.162
7 -	32.633	***45.747***	24.050	***1:42.430*** **(1)**	***85.52***		***09:14:03.592***

P2 186 Paul WITHERINGTON Suzuki - P&R plumbing

IDEAL LAP TIME : 1:41.929 BEST LAP TIME : 1:42.478 DIFFERENCE : 0.549

LAP	SECTOR 1	SECTOR 2	SECTOR 3	LAP TIME	MPH	DIFF	TIME OF DAY
1 -	36.417	50.414	25.623	1:52.454	77.89	9.976	09:03:29.814
2 -	33.572	48.889	25.081	1:47.542	81.45	5.064	09:05:17.356
3 -	32.733	48.189	24.850	1:45.772	82.81	3.294	09:07:03.128
4 -	32.368	46.731	24.144	1:43.243 **(3)**	84.84	0.765	09:08:46.371
5 -	31.962	46.412	***24.104***	***1:42.478*** **(1)**	***85.48***		***09:10:28.849***
6 -	***31.779***	***46.046***	25.395	1:43.220 **(2)**	84.86	0.742	09:12:12.069

P3 4 Jake POVAH Suzuki - www.78plate.com

IDEAL LAP TIME : 1:41.813 BEST LAP TIME : 1:42.887 DIFFERENCE : 1.074

LAP	SECTOR 1	SECTOR 2	SECTOR 3	LAP TIME	MPH	DIFF	TIME OF DAY
1 -	37.759	50.094	24.900	1:52.753	77.69	9.866	09:04:13.024
2 -	34.016	49.656	25.951	1:49.623 **(3)**	79.90	6.736	09:06:02.647
3 -	32.995	49.593	24.652	1:47.240 **(2)**	81.68	4.353	09:07:49.887
4 -	***31.942***	47.188	***23.757***	***1:42.887*** **(1)**	***85.14***		***09:09:32.774***
5 -	32.361	***46.114***	IN PIT	2:19.979 **P**	62.57	37.092	09:11:52.753
6 -	OUTLAP	52.772	26.681	1:59.583	73.25	16.696	09:13:52.336

P4 43 Colin WALKEY Kawasaki - ELP Racing

IDEAL LAP TIME : 1:42.919 BEST LAP TIME : 1:42.919 DIFFERENCE : 0.000

LAP	SECTOR 1	SECTOR 2	SECTOR 3	LAP TIME	MPH	DIFF	TIME OF DAY
1 -	36.447	48.882	24.413	1:49.742 **(3)**	79.82	6.823	09:03:29.308
2 -	33.393	47.265	24.876	1:45.534 **(2)**	83.00	2.615	09:05:14.842
3 -	***32.481***	***46.413***	***24.025***	***1:42.919*** **(1)**	***85.11***		***09:06:57.761***

P5 77 David MAY Ducati - BBs and taggraceing

IDEAL LAP TIME : 1:41.864 BEST LAP TIME : 1:43.112 DIFFERENCE : 1.248

LAP	SECTOR 1	SECTOR 2	SECTOR 3	LAP TIME	MPH	DIFF	TIME OF DAY
1 -	38.582	53.096	25.709	1:57.387	74.62	14.275	09:03:39.252
2 -	34.820	49.231	24.625	1:48.676	80.60	5.564	09:05:27.928
3 -	33.772	48.124	24.198	1:46.094	82.56	2.982	09:07:14.022
4 -	33.340	47.125	24.192	1:44.657	83.70	1.545	09:08:58.679
5 -	33.397	46.121	24.079	1:43.597 **(3)**	84.55	0.485	09:10:42.276
6 -	33.336	46.557	***23.611***	1:43.504 **(2)**	84.63	0.392	09:12:25.780
7 -	***32.715***	***45.538***	24.859	***1:43.112*** **(1)**	***84.95***		***09:14:08.892***

P6 2 Andrew GILL Kawasaki - RMKD Racing

IDEAL LAP TIME : 1:43.400 BEST LAP TIME : 1:43.561 DIFFERENCE : 0.161

LAP	SECTOR 1	SECTOR 2	SECTOR 3	LAP TIME	MPH	DIFF	TIME OF DAY
1 -	36.525	50.322	25.984	1:52.831	77.63	9.270	09:03:49.692
2 -	34.414	49.114	25.268	1:48.796	80.51	5.235	09:05:38.488
3 -	35.399	48.049	24.946	1:48.394	80.81	4.833	09:07:26.882
4 -	33.946	47.147	24.478	1:45.571	82.97	2.010	09:09:12.453
5 -	***32.963***	46.839	24.458	1:44.260 **(2)**	84.01	0.699	09:10:56.713
6 -	33.287	46.746	24.553	1:44.586 **(3)**	83.75	1.025	09:12:41.299

Weather / Track : Cloudy / Dry

Brands Hatch GP
Circuit Length = 2.4332 miles
Start: 09:00 Flag 09:12 End: 09:14

BMCRC - MRO Championships 2016 - Rnd 8 @ Brands Hatch GP

Thunderbike Sport & Rookie Minitwins

QUALIFYING - SECTOR ANALYSIS

SECTOR 1 = FL to I1, SECTOR 2 = I1 to I2, SECTOR 3 = I2 to FL, DIFF = Difference To Personal Best Lap

7 -	33.124	***46.357***	***24.080***	***1:43.561***	**(1)**	***84.58***	***09:14:24.860***

P7 74 RMT Daniel SINGLETON Suzuki - SDC

IDEAL LAP TIME : 1:43.708 BEST LAP TIME : 1:43.804 DIFFERENCE : 0.096

LAP	SECTOR 1	SECTOR 2	SECTOR 3	LAP TIME		MPH	DIFF	TIME OF DAY
1 -	36.596	48.658	24.853	1:50.107		79.55	6.303	09:03:29.982
2 -	33.625	48.933	25.536	1:48.094		81.03	4.290	09:05:18.076
3 -	33.437	47.012	25.061	1:45.510		83.02	1.706	09:07:03.586
4 -	35.066	47.906	***24.521***	1:47.493		81.49	3.689	09:08:51.079
5 -	32.948	47.030	24.918	1:44.896	**(2)**	83.50	1.092	09:10:35.975
6 -	33.702	46.775	24.722	1:45.199	**(3)**	83.26	1.395	09:12:21.174
7 -	***32.902***	***46.285***	24.617	***1:43.804***	**(1)**	***84.38***		***09:14:04.978***

P8 175 RMT Richard TYRER Suzuki -

IDEAL LAP TIME : 1:44.877 BEST LAP TIME : 1:45.081 DIFFERENCE : 0.204

LAP	SECTOR 1	SECTOR 2	SECTOR 3	LAP TIME		MPH	DIFF	TIME OF DAY
1 -	35.048	49.344	25.597	1:49.989		79.64	4.908	09:03:57.163
2 -	34.661	48.367	25.176	1:48.204		80.95	3.123	09:05:45.367
3 -	34.664	48.768	25.119	1:48.551		80.69	3.470	09:07:33.918
4 -	33.943	47.655	25.080	1:46.678	**(3)**	82.11	1.597	09:09:20.596
5 -	***33.255***	47.317	25.177	1:45.749	**(2)**	82.83	0.668	09:11:06.345
6 -	33.459	***46.944***	***24.678***	***1:45.081***	**(1)**	***83.36***		***09:12:51.426***

P9 93 Jack WALLIS Suzuki - Grumpdad and Watling Tyres

IDEAL LAP TIME : 1:45.224 BEST LAP TIME : 1:45.445 DIFFERENCE : 0.221

LAP	SECTOR 1	SECTOR 2	SECTOR 3	LAP TIME		MPH	DIFF	TIME OF DAY
1 -	36.842	53.907	26.002	1:56.751		75.03	11.306	09:03:41.048
2 -	34.715	50.037	25.037	1:49.789		79.78	4.344	09:05:30.837
3 -	33.555	48.903	24.968	1:47.426		81.54	1.981	09:07:18.263
4 -	33.827	48.307	***24.644***	1:46.778	**(3)**	82.03	1.333	09:09:05.041
5 -	***33.352***	49.403	24.759	1:47.514		81.47	2.069	09:10:52.555
6 -	33.603	47.658	24.979	1:46.240	**(2)**	82.45	0.795	09:12:38.795
7 -	33.490	***47.228***	24.727	***1:45.445***	**(1)**	***83.07***		***09:14:24.240***

P10 17 RMT Ieva BAUBLYTE Suzuki - 1st Moto Solutions

IDEAL LAP TIME : 1:44.976 BEST LAP TIME : 1:45.516 DIFFERENCE : 0.540

LAP	SECTOR 1	SECTOR 2	SECTOR 3	LAP TIME		MPH	DIFF	TIME OF DAY
1 -	40.167	53.227	26.876	2:00.270		72.83	14.754	09:03:39.825
2 -	35.610	50.549	25.657	1:51.816		78.34	6.300	09:05:31.641
3 -	34.131	48.587	24.910	1:47.628		81.38	2.112	09:07:19.269
4 -	33.824	47.692	24.767	1:46.283	**(3)**	82.41	0.767	09:09:05.552
5 -	33.866	49.298	24.718	1:47.882		81.19	2.366	09:10:53.434
6 -	***33.409***	47.189	24.953	1:45.551	**(2)**	82.99	0.035	09:12:38.985
7 -	33.949	***47.167***	***24.400***	***1:45.516***	**(1)**	***83.01***		***09:14:24.501***

P11 19 Kevin LILLEY Suzuki - Vanson Leathers

IDEAL LAP TIME : 1:45.121 BEST LAP TIME : 1:45.585 DIFFERENCE : 0.464

LAP	SECTOR 1	SECTOR 2	SECTOR 3	LAP TIME		MPH	DIFF	TIME OF DAY
1 -	36.648	50.320	25.428	1:52.396		77.93	6.811	09:03:56.804
2 -	35.690	48.579	***24.549***	1:48.818		80.49	3.233	09:05:45.622
3 -	35.220	49.574	25.931	1:50.725		79.11	5.140	09:07:36.347
4 -	33.901	***47.059***	24.631	1:45.591	**(2)**	82.96	0.006	09:09:21.938
5 -	33.728	47.165	24.692	***1:45.585***	**(1)**	***82.96***		***09:11:07.523***
6 -	***33.513***	48.397	25.000	1:46.910	**(3)**	81.93	1.325	09:12:54.433

P12 471 RMT James LARTER Suzuki -

IDEAL LAP TIME : 1:46.056 BEST LAP TIME : 1:46.334 DIFFERENCE : 0.278

LAP	SECTOR 1	SECTOR 2	SECTOR 3	LAP TIME	MPH	DIFF	TIME OF DAY

Weather / Track : Cloudy / Dry

Brands Hatch GP
Circuit Length = 2.4332 miles
Start: 09:00 Flag 09:12 End: 09:14

BMCRC - MRO Championships 2016 - Rnd 8 @ Brands Hatch GP

Thunderbike Sport & Rookie Minitwins

QUALIFYING - SECTOR ANALYSIS

SECTOR 1 = FL to I1, SECTOR 2 = I1 to I2, SECTOR 3 = I2 to FL, DIFF = Difference To Personal Best Lap

1 -	37.834	53.173	25.960	1:56.967	74.89	10.633	09:03:39.778
2 -	34.938	49.620	25.145	1:49.703	79.85	3.369	09:05:29.481
3 -	34.146	48.509	24.879	1:47.534	81.46	1.200	09:07:17.015
4 -	33.932	47.979	24.861	1:46.772 (3)	82.04	0.438	09:09:03.787
5 -	33.596	48.104	24.929	1:46.629 (2)	82.15	0.295	09:10:50.416
6 -	33.688	***47.936***	***24.710***	***1:46.334 (1)***	***82.38***		***09:12:36.750***

P13 54 Adam JAMISON Suzuki - AJ Racing

IDEAL LAP TIME : 1:46.333 BEST LAP TIME : 1:46.815 DIFFERENCE : 0.482

LAP	SECTOR 1	SECTOR 2	SECTOR 3	LAP TIME	MPH	DIFF	TIME OF DAY
1 -	36.110	51.532	25.993	1:53.635	77.08	6.820	09:03:23.599
2 -	34.514	50.520	25.671	1:50.705	79.12	3.890	09:05:14.304
3 -	34.359	49.056	25.464	1:48.879	80.45	2.064	09:07:03.183
4 -	34.447	48.625	25.249	1:48.321 (3)	80.86	1.506	09:08:51.504
5 -	34.139	***47.612***	***25.147***	1:46.898 (2)	81.94	0.083	09:10:38.402
6 -	***33.574***	47.673	25.568	***1:46.815 (1)***	***82.00***		***09:12:25.217***

P14 87 Tristan REVELL Suzuki - Bears repairs

IDEAL LAP TIME : 1:46.881 BEST LAP TIME : 1:47.019 DIFFERENCE : 0.138

LAP	SECTOR 1	SECTOR 2	SECTOR 3	LAP TIME	MPH	DIFF	TIME OF DAY
1 -	34.547	51.986	25.732	1:52.265	78.02	5.246	09:03:47.518
2 -	34.340	49.532	26.519	1:50.391	79.35	3.372	09:05:37.909
3 -	34.030	49.371	25.231	1:48.632	80.63	1.613	09:07:26.541
4 -	***33.961***	47.813	25.245	***1:47.019 (1)***	***81.85***		***09:09:13.560***
5 -	34.320	48.478	25.427	1:48.225 (3)	80.94	1.206	09:11:01.785
6 -	34.625	***47.793***	***25.127***	1:47.545 (2)	81.45	0.526	09:12:49.330

P15 147 RMT Thomas WATSON Suzuki - Motorsportdays.com TEA Time Racing

IDEAL LAP TIME : 1:47.439 BEST LAP TIME : 1:47.462 DIFFERENCE : 0.023

LAP	SECTOR 1	SECTOR 2	SECTOR 3	LAP TIME	MPH	DIFF	TIME OF DAY
1 -	37.390	52.392	25.975	1:55.757	75.67	8.295	09:04:06.600
2 -	35.997	50.722	25.772	1:52.491	77.87	5.029	09:05:59.091
3 -	35.881	49.375	25.473	1:50.729	79.11	3.267	09:07:49.820
4 -	33.700	***48.503***	***25.259***	***1:47.462 (1)***	***81.51***		***09:09:37.282***
5 -	33.826	50.500	25.867	1:50.193 (3)	79.49	2.731	09:11:27.475
6 -	***33.677***	48.506	25.413	1:47.596 (2)	81.41	0.134	09:13:15.071

P16 444 Mark WILLIAMS Suzuki - F.C.L MOTORCYCLES

IDEAL LAP TIME : 1:47.541 BEST LAP TIME : 1:47.541 DIFFERENCE : 0.000

LAP	SECTOR 1	SECTOR 2	SECTOR 3	LAP TIME	MPH	DIFF	TIME OF DAY
1 -	35.952	52.319	26.023	1:54.294	76.64	6.753	09:03:26.138
2 -	35.536	50.328	26.039	1:51.903	78.28	4.362	09:05:18.041
3 -	34.993	50.449	26.151	1:51.593	78.49	4.052	09:07:09.634
4 -	34.235	48.618	25.184	1:48.037 (2)	81.08	0.496	09:08:57.671
5 -	34.472	48.456	25.236	1:48.164 (3)	80.98	0.623	09:10:45.835
6 -	34.316	48.699	25.468	1:48.483	80.74	0.942	09:12:34.318
7 -	***34.178***	***48.285***	***25.078***	***1:47.541 (1)***	***81.45***		***09:14:21.859***

P17 9 Vincent LEWIN Suzuki - foreverlivingthatcham.co.uk

IDEAL LAP TIME : 1:47.559 BEST LAP TIME : 1:47.684 DIFFERENCE : 0.125

LAP	SECTOR 1	SECTOR 2	SECTOR 3	LAP TIME	MPH	DIFF	TIME OF DAY
1 -	36.319	51.478	26.095	1:53.892	76.91	6.208	09:03:24.070
2 -	34.521	51.026	25.458	1:51.005	78.91	3.321	09:05:15.075
3 -	34.396	48.573	25.404	1:48.373 (3)	80.83	0.689	09:07:03.448
4 -	35.012	48.661	25.269	1:48.942	80.40	1.258	09:08:52.390
5 -	34.492	***48.266***	***25.067***	1:47.825 (2)	81.24	0.141	09:10:40.215
6 -	***34.226***	48.321	25.137	***1:47.684 (1)***	***81.34***		***09:12:27.899***

Weather / Track : Cloudy / Dry

Brands Hatch GP
Circuit Length = 2.4332 miles
Start: 09:00 Flag 09:12 End: 09:14

BMCRC - MRO Championships 2016 - Rnd 8 @ Brands Hatch GP

Thunderbike Sport & Rookie Minitwins

QUALIFYING - SECTOR ANALYSIS

SECTOR 1 = FL to I1, SECTOR 2 = I1 to I2, SECTOR 3 = I2 to FL, DIFF = Difference To Personal Best Lap

P18 59 RMT Thurstan GREEN Suzuki -

IDEAL LAP TIME : 1:46.861 BEST LAP TIME : 1:47.764 DIFFERENCE : 0.903

LAP	SECTOR 1	SECTOR 2	SECTOR 3	LAP TIME	MPH	DIFF	TIME OF DAY
1 -	37.694	54.707	27.476	1:59.877	73.07	12.113	09:04:08.358
2 -	34.884	50.565	25.574	1:51.023	78.90	3.259	09:05:59.381
3 -	35.867	51.642	25.259	1:52.768	77.68	5.004	09:07:52.149
4 -	34.063	48.691	***25.061***	1:47.815 **(2)**	81.24	0.051	09:09:39.964
5 -	***33.777***	49.094	25.215	1:48.086 **(3)**	81.04	0.322	09:11:28.050
6 -	34.567	***48.023***	25.174	***1:47.764*** **(1)**	***81.28***		***09:13:15.814***

P19 113 RMT Sam ELKINS Suzuki - Me Old Man

IDEAL LAP TIME : 1:47.620 BEST LAP TIME : 1:48.016 DIFFERENCE : 0.396

LAP	SECTOR 1	SECTOR 2	SECTOR 3	LAP TIME	MPH	DIFF	TIME OF DAY
1 -	37.185	54.885	27.401	1:59.471	73.32	11.455	09:04:09.272
2 -	35.547	51.795	26.421	1:53.763	77.00	5.747	09:06:03.035
3 -	34.890	53.049	26.594	1:54.533	76.48	6.517	09:07:57.568
4 -	35.320	49.865	25.798	1:50.983 **(3)**	78.92	2.967	09:09:48.551
5 -	***33.782***	48.846	25.816	1:48.444 **(2)**	80.77	0.428	09:11:36.995
6 -	34.178	***48.552***	***25.286***	***1:48.016*** **(1)**	***81.09***		***09:13:25.011***

P20 88 David CARSON Kawasaki - www.TwoDavesRacing.com

IDEAL LAP TIME : 1:48.009 BEST LAP TIME : 1:48.439 DIFFERENCE : 0.430

LAP	SECTOR 1	SECTOR 2	SECTOR 3	LAP TIME	MPH	DIFF	TIME OF DAY
1 -	37.895	55.303	27.844	2:01.042	72.37	12.603	09:04:08.586
2 -	35.942	51.896	26.109	1:53.947	76.87	5.508	09:06:02.533
3 -	34.852	53.370	26.424	1:54.646	76.40	6.207	09:07:57.179
4 -	34.733	49.931	25.668	1:50.332 **(3)**	79.39	1.893	09:09:47.511
5 -	***33.770***	49.452	***25.220***	1:48.442 **(2)**	80.77	0.003	09:11:35.953
6 -	34.049	***49.019***	25.371	***1:48.439*** **(1)**	***80.78***		***09:13:24.392***

P21 72 Kevin MILLER Honda - Mechanical Air Supplies Ltd

IDEAL LAP TIME : 1:48.419 BEST LAP TIME : 1:48.683 DIFFERENCE : 0.264

LAP	SECTOR 1	SECTOR 2	SECTOR 3	LAP TIME	MPH	DIFF	TIME OF DAY
1 -	38.768	55.581	26.221	2:00.570	72.65	11.887	09:03:42.061
2 -	37.066	52.325	26.762	1:56.153	75.41	7.470	09:05:38.214
3 -	35.059	49.961	25.406	1:50.426	79.32	1.743	09:07:28.640
4 -	34.448	48.912	25.582	1:48.942 **(3)**	80.40	0.259	09:09:17.582
5 -	***34.422***	49.041	***25.220***	***1:48.683*** **(1)**	***80.59***		***09:11:06.265***
6 -	34.428	***48.777***	25.491	1:48.696 **(2)**	80.59	0.013	09:12:54.961

P22 3 Marcus NEWALL Yamaha - Mum & Dad

IDEAL LAP TIME : 1:48.248 BEST LAP TIME : 1:48.919 DIFFERENCE : 0.671

LAP	SECTOR 1	SECTOR 2	SECTOR 3	LAP TIME	MPH	DIFF	TIME OF DAY
1 -	40.967	56.537	27.820	2:05.324	69.89	16.405	09:04:24.059
2 -	37.768	52.566	26.085	1:56.419	75.24	7.500	09:06:20.478
3 -	36.106	50.616	25.610	1:52.332	77.98	3.413	09:08:12.810
4 -	35.628	***48.865***	25.211	1:49.704 **(2)**	79.84	0.785	09:10:02.514
5 -	***34.641***	50.001	25.328	1:49.970 **(3)**	79.65	1.051	09:11:52.484
6 -	34.983	49.194	***24.742***	***1:48.919*** **(1)**	***80.42***		***09:13:41.403***

P23 42 RMT Gary CARLIN Suzuki -

IDEAL LAP TIME : 1:49.174 BEST LAP TIME : 1:49.609 DIFFERENCE : 0.435

LAP	SECTOR 1	SECTOR 2	SECTOR 3	LAP TIME	MPH	DIFF	TIME OF DAY
1 -	36.526	54.678	26.069	3:06.942	46.85	1:17.333	09:04:53.051
2 -	35.342	52.169	25.860	1:53.371	77.26	3.762	09:06:46.422
3 -	35.808	51.482	25.773	1:53.063	77.47	3.454	09:08:39.485
4 -	35.970	51.105	25.511	1:52.586 **(3)**	77.80	2.977	09:10:32.071
5 -	***34.267***	***49.523***	25.819	***1:49.609*** **(1)**	***79.91***		***09:12:21.680***

Brands Hatch GP
Circuit Length = 2.4332 miles
Start: 09:00 Flag 09:12 End: 09:14

Weather / Track : Cloudy / Dry

BMCRC - MRO Championships 2016 - Rnd 8 @ Brands Hatch GP

Thunderbike Sport & Rookie Minitwins

QUALIFYING - SECTOR ANALYSIS

SECTOR 1 = FL to I1, SECTOR 2 = I1 to I2, SECTOR 3 = I2 to FL, DIFF = Difference To Personal Best Lap

6 -	34.995	49.751	***25.384***	1:50.130	**(2)**	79.54	0.521	09:14:11.810

P24 23 Tham EVANS Honda - Vanilla Electronics

IDEAL LAP TIME : 1:49.945 BEST LAP TIME : 1:49.945 DIFFERENCE : 0.000

LAP	SECTOR 1	SECTOR 2	SECTOR 3	LAP TIME		MPH	DIFF	TIME OF DAY
1 -	37.436	54.241	26.808	1:58.485		73.93	8.540	09:05:16.626
2 -	35.420	51.213	26.202	1:52.835		77.63	2.890	09:07:09.461
3 -	35.395	50.141	25.618	1:51.154	**(3)**	78.80	1.209	09:09:00.615
4 -	***34.701***	***49.693***	***25.551***	***1:49.945***	**(1)**	***79.67***		***09:10:50.560***
5 -	34.754	50.193	25.776	1:50.723	**(2)**	79.11	0.778	09:12:41.283
6 -	35.733	51.146	26.028	1:52.907		77.58	2.962	09:14:34.190

P25 75 R Stewart MAY Honda -

IDEAL LAP TIME : 1:49.793 BEST LAP TIME : 1:49.947 DIFFERENCE : 0.154

LAP	SECTOR 1	SECTOR 2	SECTOR 3	LAP TIME		MPH	DIFF	TIME OF DAY
1 -	38.748	1:07.291	26.724	2:12.763		65.98	22.816	09:04:26.023
2 -	36.656	52.739	26.090	1:55.485		75.85	5.538	09:06:21.508
3 -	36.488	50.425	26.360	1:53.273		77.33	3.326	09:08:14.781
4 -	***34.593***	50.106	25.248	***1:49.947***	**(1)**	***79.67***		***09:10:04.728***
5 -	34.774	51.438	***25.210***	1:51.422	**(3)**	78.61	1.475	09:11:56.150
6 -	34.888	***49.990***	25.612	1:50.490	**(2)**	79.28	0.543	09:13:46.640

P26 192 R Benjamin ROWSWELL Suzuki - DRM. Isenhurst.

IDEAL LAP TIME : 1:49.796 BEST LAP TIME : 1:49.991 DIFFERENCE : 0.195

LAP	SECTOR 1	SECTOR 2	SECTOR 3	LAP TIME		MPH	DIFF	TIME OF DAY
1 -	36.818	51.292	26.022	1:54.132		76.75	4.141	09:04:27.025
2 -	36.068	51.882	25.807	1:53.757		77.00	3.766	09:06:20.782
3 -	36.374	50.345	25.698	1:52.417		77.92	2.426	09:08:13.199
4 -	***35.551***	49.634	***24.806***	***1:49.991***	**(1)**	***79.64***		***09:10:03.190***
5 -	35.619	50.394	25.008	1:51.021	**(3)**	78.90	1.030	09:11:54.211
6 -	35.696	***49.439***	25.325	1:50.460	**(2)**	79.30	0.469	09:13:44.671

P27 38 R Hayden WOOD Kawasaki -

IDEAL LAP TIME : 1:49.973 BEST LAP TIME : 1:50.355 DIFFERENCE : 0.382

LAP	SECTOR 1	SECTOR 2	SECTOR 3	LAP TIME		MPH	DIFF	TIME OF DAY
1 -	39.096	54.952	27.193	2:01.241		72.25	10.886	09:04:00.655
2 -	36.738	52.664	26.961	1:56.363		75.28	6.008	09:05:57.018
3 -	36.680	52.660	25.839	1:55.179		76.05	4.824	09:07:52.197
4 -	34.839	***49.839***	***25.677***	***1:50.355***	**(1)**	***79.37***		***09:09:42.552***
5 -	34.900	49.995	25.829	1:50.724	**(2)**	79.11	0.369	09:11:33.276
6 -	***34.457***	49.843	26.637	1:50.937	**(3)**	78.96	0.582	09:13:24.213

P28 24 RMT Alex SIMMONS Suzuki - Westcountry Windings

IDEAL LAP TIME : 1:50.414 BEST LAP TIME : 1:50.414 DIFFERENCE : 0.000

LAP	SECTOR 1	SECTOR 2	SECTOR 3	LAP TIME		MPH	DIFF	TIME OF DAY
1 -	37.003	51.537	26.558	1:55.098		76.10	4.684	09:04:32.250
2 -	35.941	50.048	25.821	1:51.810	**(2)**	78.34	1.396	09:06:24.060
3 -	***34.709***	***49.960***	***25.745***	***1:50.414***	**(1)**	***79.33***		***09:08:14.474***
4 -	35.025	52.307	27.920	1:55.252		76.00	4.838	09:10:09.726
5 -	36.773	51.868	26.952	1:55.593		75.78	5.179	09:12:05.319
6 -	35.758	52.499	25.982	1:54.239	**(3)**	76.67	3.825	09:13:59.558

P29 991 RMT Marc CUNNINGHAM Suzuki -

IDEAL LAP TIME : 1:50.497 BEST LAP TIME : 1:50.497 DIFFERENCE : 0.000

LAP	SECTOR 1	SECTOR 2	SECTOR 3	LAP TIME		MPH	DIFF	TIME OF DAY
1 -	37.487	54.329	27.076	1:58.892		73.67	8.395	09:04:09.488
2 -	38.122	55.400	28.995	2:02.517		71.49	12.020	09:06:12.005
3 -	35.910	50.155	26.112	1:52.177	**(3)**	78.08	1.680	09:08:04.182

Weather / Track : Cloudy / Dry

Brands Hatch GP
Circuit Length = 2.4332 miles
Start: 09:00 Flag 09:12 End: 09:14

BMCRC - MRO Championships 2016 - Rnd 8 @ Brands Hatch GP

Thunderbike Sport & Rookie Minitwins

QUALIFYING - SECTOR ANALYSIS

SECTOR 1 = FL to I1, SECTOR 2 = I1 to I2, SECTOR 3 = I2 to FL, DIFF = Difference To Personal Best Lap

4 -	35.617	54.977	27.817	1:58.411	73.97	7.914	09:10:02.593
5 -	35.758	49.972	25.609	1:51.339 (2)	78.67	0.842	09:11:53.932
6 -	***35.159***	***49.740***	***25.598***	***1:50.497 (1)***	***79.27***		***09:13:44.429***

P30 52 Gary JARMAN Kawasaki - G & S Motorcycle tyres

IDEAL LAP TIME : 1:50.580 BEST LAP TIME : 1:50.580 DIFFERENCE : 0.000

LAP	SECTOR 1	SECTOR 2	SECTOR 3	LAP TIME	MPH	DIFF	TIME OF DAY
1 -	42.028	55.495	27.931	2:05.454	69.82	14.874	09:04:38.673
2 -	36.226	52.967	26.394	1:55.587	75.78	5.007	09:06:34.260
3 -	35.738	50.775	26.345	1:52.858 (2)	77.61	2.278	09:08:27.118
4 -	***35.241***	***49.808***	***25.531***	***1:50.580 (1)***	***79.21***		***09:10:17.698***
5 -	35.509	52.663	26.423	1:54.595	76.44	4.015	09:12:12.293
6 -	35.898	51.728	26.639	1:54.265 (3)	76.66	3.685	09:14:06.558

P31 57 Paul FISHER Kawasaki -

IDEAL LAP TIME : 1:51.659 BEST LAP TIME : 1:51.693 DIFFERENCE : 0.034

LAP	SECTOR 1	SECTOR 2	SECTOR 3	LAP TIME	MPH	DIFF	TIME OF DAY
1 -	40.788	56.305	27.250	2:04.343	70.44	12.650	09:04:24.450
2 -	37.854	52.361	26.820	1:57.035	74.84	5.342	09:06:21.485
3 -	36.272	50.501	26.462	1:53.235 (2)	77.35	1.542	09:08:14.720
4 -	35.833	***50.108***	***25.752***	***1:51.693 (1)***	***78.42***		***09:10:06.413***
5 -	***35.799***	52.863	26.846	1:55.508	75.83	3.815	09:12:01.921
6 -	36.541	51.409	25.831	1:53.781 (3)	76.98	2.088	09:13:55.702

P32 85 James ROBINSON Honda - claire palastanga ceramics

IDEAL LAP TIME : 1:50.245 BEST LAP TIME : 1:51.831 DIFFERENCE : 1.586

LAP	SECTOR 1	SECTOR 2	SECTOR 3	LAP TIME	MPH	DIFF	TIME OF DAY
1 -	37.790	55.415	27.733	2:00.938	72.43	9.107	09:04:09.211
2 -	36.855	51.333	26.605	1:54.793	76.30	2.962	09:06:04.004
3 -	35.554	51.752	27.234	1:54.540 (3)	76.47	2.709	09:07:58.544
4 -	38.429	51.167	***25.758***	1:55.354	75.93	3.523	09:09:53.898
5 -	***34.349***	50.645	27.248	1:52.242 (2)	78.04	0.411	09:11:46.140
6 -	35.396	***50.138***	26.297	***1:51.831 (1)***	***78.33***		***09:13:37.971***

P33 247 Allan CLARK Kawasaki - A Clark & Sons Builders

IDEAL LAP TIME : 1:51.918 BEST LAP TIME : 1:51.918 DIFFERENCE : 0.000

LAP	SECTOR 1	SECTOR 2	SECTOR 3	LAP TIME	MPH	DIFF	TIME OF DAY
1 -	37.971	53.485	27.117	1:58.573	73.87	6.655	09:04:11.609
2 -	36.356	52.955	25.990	1:55.301	75.97	3.383	09:06:06.910
3 -	***35.283***	***51.124***	***25.511***	***1:51.918 (1)***	***78.27***		***09:07:58.828***
4 -	38.816	54.210	26.686	1:59.712	73.17	7.794	09:09:58.540
5 -	36.570	51.928	26.669	1:55.167 (3)	76.06	3.249	09:11:53.707
6 -	35.926	51.178	26.261	1:53.365 (2)	77.27	1.447	09:13:47.072

P34 48 Shaun WALLIS Suzuki - Watling Tyres

IDEAL LAP TIME : 1:51.704 BEST LAP TIME : 1:52.340 DIFFERENCE : 0.636

LAP	SECTOR 1	SECTOR 2	SECTOR 3	LAP TIME	MPH	DIFF	TIME OF DAY
1 -	39.871	54.493	27.057	2:01.421	72.14	9.081	09:03:50.273
2 -	35.571	52.185	26.718	1:54.474	76.52	2.134	09:05:44.747
3 -	35.879	51.178	26.054	1:53.111 (3)	77.44	0.771	09:07:37.858
4 -	36.066	***50.970***	***25.474***	1:52.510 (2)	77.85	0.170	09:09:30.368
5 -	***35.260***	51.000	26.080	***1:52.340 (1)***	***77.97***		***09:11:22.708***
6 -	35.899	51.122	26.204	1:53.225	77.36	0.885	09:13:15.933

P35 155 RMT Richard HARRIS Suzuki - HP Racing

IDEAL LAP TIME : 1:53.784 BEST LAP TIME : 1:53.855 DIFFERENCE : 0.071

LAP	SECTOR 1	SECTOR 2	SECTOR 3	LAP TIME	MPH	DIFF	TIME OF DAY
1 -	38.488	54.440	27.040	1:59.968	73.01	6.113	09:04:33.443

Weather / Track : Cloudy / Dry

Brands Hatch GP
Circuit Length = 2.4332 miles
Start: 09:00 Flag 09:12 End: 09:14

BMCRC - MRO Championships 2016 - Rnd 8 @ Brands Hatch GP

Thunderbike Sport & Rookie Minitwins

QUALIFYING - SECTOR ANALYSIS

SECTOR 1 = FL to I1, SECTOR 2 = I1 to I2, SECTOR 3 = I2 to FL, DIFF = Difference To Personal Best Lap

2 -	36.644	51.674	***26.371***	1:54.689		76.37	0.834	09:06:28.132
3 -	36.624	***51.502***	26.543	1:54.669	**(3)**	76.39	0.814	09:08:22.801
4 -	***35.911***	51.568	26.376	***1:53.855***	**(1)**	***76.93***		***09:10:16.656***
5 -	36.151	52.639	26.404	1:55.194		76.04	1.339	09:12:11.850
6 -	35.987	51.771	26.732	1:54.490	**(2)**	76.51	0.635	09:14:06.340

P36 99 RMT Ben CATT

Suzuki -

IDEAL LAP TIME : 1:53.752 BEST LAP TIME : 1:54.679 DIFFERENCE : 0.927

LAP	SECTOR 1	SECTOR 2	SECTOR 3	LAP TIME		MPH	DIFF	TIME OF DAY
1 -	37.996	55.131	***26.726***	1:59.853		73.08	5.174	09:03:47.419
2 -	36.117	***51.489***	27.073	***1:54.679***	**(1)**	***76.38***		***09:05:42.098***
3 -	***35.537***	52.599	26.769	1:54.905	**(2)**	76.23	0.226	09:07:37.003
4 -	36.810	52.325	26.940	1:56.075		75.46	1.396	09:09:33.078
5 -	36.307	51.754	26.884	1:54.945	**(3)**	76.20	0.266	09:11:28.023
6 -	37.020	52.334	26.740	1:56.094		75.45	1.415	09:13:24.117

P37 16 RMT Geoff LANSDELL

Suzuki - EPG Domestic

IDEAL LAP TIME : 1:54.867 BEST LAP TIME : 1:55.415 DIFFERENCE : 0.548

LAP	SECTOR 1	SECTOR 2	SECTOR 3	LAP TIME		MPH	DIFF	TIME OF DAY
1 -	38.444	54.979	26.576	1:59.999		72.99	4.584	09:03:42.923
2 -	***36.738***	52.574	27.110	1:56.422		75.24	1.007	09:05:39.345
3 -	37.102	53.550	26.580	1:57.232		74.72	1.817	09:07:36.577
4 -	37.048	52.213	***26.479***	1:55.740	**(2)**	75.68	0.325	09:09:32.317
5 -	36.840	***51.650***	26.925	***1:55.415***	**(1)**	***75.89***		***09:11:27.732***
6 -	37.144	52.334	26.747	1:56.225	**(3)**	75.36	0.810	09:13:23.957

P38 30 RMT Andrew PLAYLE

Suzuki - HP Racing

IDEAL LAP TIME : 1:55.819 BEST LAP TIME : 1:55.819 DIFFERENCE : 0.000

LAP	SECTOR 1	SECTOR 2	SECTOR 3	LAP TIME		MPH	DIFF	TIME OF DAY
1 -	39.683	55.369	27.827	2:02.879		71.28	7.060	09:04:33.327
2 -	38.301	55.695	27.864	2:01.860		71.88	6.041	09:06:35.187
3 -	38.924	54.729	27.108	2:00.761	**(3)**	72.53	4.942	09:08:35.948
4 -	37.230	53.030	27.176	1:57.436	**(2)**	74.59	1.617	09:10:33.384
5 -	***36.443***	***52.590***	***26.786***	***1:55.819***	**(1)**	***75.63***		***09:12:29.203***

P39 8 Kevin Van De WORP

Kawasaki -

IDEAL LAP TIME : 1:56.022 BEST LAP TIME : 1:56.022 DIFFERENCE : 0.000

LAP	SECTOR 1	SECTOR 2	SECTOR 3	LAP TIME		MPH	DIFF	TIME OF DAY
1 -	40.073	54.953	26.586	2:01.612	**(2)**	72.03	5.590	09:03:41.387
2 -	***37.301***	***52.436***	***26.285***	***1:56.022***	**(1)**	***75.50***		***09:05:37.409***

P40 86 R Steve RICHARDS

Honda -

IDEAL LAP TIME : 1:55.716 BEST LAP TIME : 1:56.180 DIFFERENCE : 0.464

LAP	SECTOR 1	SECTOR 2	SECTOR 3	LAP TIME		MPH	DIFF	TIME OF DAY
1 -	42.104	58.479	27.374	2:07.957		68.45	11.777	09:03:52.445
2 -	39.957	54.243	27.364	2:01.564	**(3)**	72.05	5.384	09:05:54.009
3 -	40.288	54.405	27.755	2:02.448		71.53	6.268	09:07:56.457
4 -	40.946	54.051	27.001	2:01.998		71.80	5.818	09:09:58.455
5 -	38.734	56.248	***25.992***	2:00.974	**(2)**	72.41	4.794	09:11:59.429
6 -	***37.331***	***52.393***	26.456	***1:56.180***	**(1)**	***75.39***		***09:13:55.609***

P41 31 Kelvin EVENDEN

Suzuki - Glosrose Group

IDEAL LAP TIME : 1:57.663 BEST LAP TIME : 1:57.766 DIFFERENCE : 0.103

LAP	SECTOR 1	SECTOR 2	SECTOR 3	LAP TIME		MPH	DIFF	TIME OF DAY
1 -	39.707	56.257	***27.728***	2:03.692		70.81	5.926	09:03:44.562
2 -	***36.633***	***53.302***	27.831	***1:57.766***	**(1)**	***74.38***		***09:05:42.328***
3 -	36.854	53.660	28.273	1:58.787	**(3)**	73.74	1.021	09:07:41.115
4 -	37.033	54.164	28.001	1:59.198		73.48	1.432	09:09:40.313

Weather / Track : Cloudy / Dry

Brands Hatch GP
Circuit Length = 2.4332 miles
Start: 09:00 Flag 09:12 End: 09:14

BMCRC - MRO Championships 2016 - Rnd 8 @ Brands Hatch GP

Thunderbike Sport & Rookie Minitwins

QUALIFYING - SECTOR ANALYSIS

SECTOR 1 = FL to I1, SECTOR 2 = I1 to I2, SECTOR 3 = I2 to FL, DIFF = Difference To Personal Best Lap

5 -	37.056	53.358	28.356	1:58.770 **(2)**	73.75	1.004	09:11:39.083
6 -	38.299	54.457	28.266	2:01.022	72.38	3.256	09:13:40.105

P42 143 RMT Robert DAVIE Suzuki -

IDEAL LAP TIME : 1:59.124 BEST LAP TIME : 1:59.220 DIFFERENCE : 0.096

LAP	SECTOR 1	SECTOR 2	SECTOR 3	LAP TIME	MPH	DIFF	TIME OF DAY
1 -	40.238	59.039	28.367	2:07.644	68.62	8.424	09:03:55.842
2 -	38.367	55.063	27.491	2:00.921 **(3)**	72.44	1.701	09:05:56.763
3 -	38.752	55.051	27.616	2:01.419	72.14	2.199	09:07:58.182
4 -	37.806	54.994	***27.108***	1:59.908 **(2)**	73.05	0.688	09:09:58.090
5 -	38.703	56.271	27.220	2:02.194	71.68	2.974	09:12:00.284
6 -	***37.782***	***54.234***	27.204	***1:59.220*** **(1)**	***73.47***		***09:13:59.504***

P43 959 RMT James HOLLINS Suzuki - J&S Accessories

IDEAL LAP TIME : 1:58.790 BEST LAP TIME : 1:59.293 DIFFERENCE : 0.503

LAP	SECTOR 1	SECTOR 2	SECTOR 3	LAP TIME	MPH	DIFF	TIME OF DAY
1 -	40.651	1:03.067	28.269	2:11.987	66.36	12.694	09:03:50.768
2 -	39.676	55.564	27.395	2:02.635	71.43	3.342	09:05:53.403
3 -	39.652	55.338	27.345	2:02.335	71.60	3.042	09:07:55.738
4 -	39.144	54.880	27.662	2:01.686 **(3)**	71.98	2.393	09:09:57.424
5 -	38.998	55.158	***26.781***	2:00.937 **(2)**	72.43	1.644	09:11:58.361
6 -	***38.215***	***53.794***	27.284	***1:59.293*** **(1)**	***73.43***		***09:13:57.654***

P44 50 Steve YOUNG Suzuki - Cadmatic Engineering

IDEAL LAP TIME : 2:00.117 BEST LAP TIME : 2:00.381 DIFFERENCE : 0.264

LAP	SECTOR 1	SECTOR 2	SECTOR 3	LAP TIME	MPH	DIFF	TIME OF DAY
1 -	41.578	56.926	28.439	2:06.943	69.00	6.562	09:04:31.816
2 -	39.508	55.724	27.883	2:03.115 **(3)**	71.15	2.734	09:06:34.931
3 -	38.870	55.380	28.511	2:02.761 **(2)**	71.35	2.380	09:08:37.692
4 -	38.762	***54.282***	***27.337***	***2:00.381*** **(1)**	***72.76***		***09:10:38.073***

P45 130 RMT Fraser GRINSTEAD Suzuki - TRAPDOOR RACING

IDEAL LAP TIME : 2:08.066 BEST LAP TIME : 2:08.647 DIFFERENCE : 0.581

LAP	SECTOR 1	SECTOR 2	SECTOR 3	LAP TIME	MPH	DIFF	TIME OF DAY
1 -	42.492	1:02.358	30.484	2:15.334	64.72	6.687	09:04:28.302
2 -	42.469	1:00.762	29.503	2:12.734 **(3)**	65.99	4.087	09:06:41.036
3 -	41.778	59.706	***28.688***	2:10.172 **(2)**	67.29	1.525	09:08:51.208
4 -	41.721	***58.002***	28.924	***2:08.647*** **(1)**	***68.09***		***09:10:59.855***

Weather / Track : Cloudy / Dry

Brands Hatch GP
Circuit Length = 2.4332 miles
Start: 09:00 Flag 09:12 End: 09:14

BMCRC - MRO Championships 2016 - Rnd 8 @ Brands Hatch GP

Thunderbike Sport & Rookie Minitwins

QUALIFYING - BEST SECTORS

	SECTOR 1			SECTOR 2			SECTOR 3			IDEAL / BEST COMPARISON					
POS	NO	NAME	TIME	NO	NAME	TIME	NO	NAME	TIME	POS	NO	NAME	IDEAL	BEST	DIFF
												PERFECT LAP	1:40.928		
1	186	WITHERINGTON	31.779	77	MAY	45.538	77	MAY	23.611	1	4	POVAH	1:41.813	1:42.887	1.074
2	4	POVAH	31.942	47	TROWELL	45.747	4	POVAH	23.757	2	77	MAY	1:41.864	1:43.112	1.248
3	43	WALKEY	32.481	186	WITHERINGTON	46.046	47	TROWELL	24.017	3	186	WITHERINGTON	1:41.929	1:42.478	0.549
4	47	TROWELL	32.484	4	POVAH	46.114	43	WALKEY	24.025	4	47	TROWELL	1:42.248	1:42.430	0.182
5	77	MAY	32.715	74	SINGLETON	46.285	2	GILL	24.080	5	43	WALKEY	1:42.919	1:42.919	0.000
6	74	SINGLETON	32.902	2	GILL	46.357	186	WITHERINGTON	24.104	6	2	GILL	1:43.400	1:43.561	0.161
7	2	GILL	32.963	43	WALKEY	46.413	17	BAUBLYTE	24.400	7	74	SINGLETON	1:43.708	1:43.804	0.096
8	175	TYRER	33.255	175	TYRER	46.944	74	SINGLETON	24.521	8	175	TYRER	1:44.877	1:45.081	0.204
9	93	WALLIS	33.352	19	LILLEY	47.059	19	LILLEY	24.549	9	17	BAUBLYTE	1:44.976	1:45.516	0.540
10	17	BAUBLYTE	33.409	17	BAUBLYTE	47.167	93	WALLIS	24.644	10	19	LILLEY	1:45.121	1:45.585	0.464
11	471	LARTER	33.410	93	WALLIS	47.228	175	TYRER	24.678	11	93	WALLIS	1:45.224	1:45.445	0.221
12	19	LILLEY	33.513	54	JAMISON	47.612	471	LARTER	24.710	12	471	LARTER	1:46.056	1:46.334	0.278
13	54	JAMISON	33.574	87	REVELL	47.793	3	NEWALL	24.742	13	54	JAMISON	1:46.333	1:46.815	0.482
14	147	WATSON	33.677	471	LARTER	47.936	192	ROWSWELL	24.806	14	59	GREEN	1:46.861	1:47.764	0.903
15	88	CARSON	33.770	59	GREEN	48.023	59	GREEN	25.061	15	87	REVELL	1:46.881	1:47.019	0.138
16	59	GREEN	33.777	9	LEWIN	48.266	9	LEWIN	25.067	16	147	WATSON	1:47.439	1:47.462	0.023
17	113	ELKINS	33.782	444	WILLIAMS	48.285	444	WILLIAMS	25.078	17	444	WILLIAMS	1:47.541	1:47.541	0.000
18	87	REVELL	33.961	147	WATSON	48.503	87	REVELL	25.127	18	9	LEWIN	1:47.559	1:47.684	0.125
19	444	WILLIAMS	34.178	113	ELKINS	48.552	54	JAMISON	25.147	19	113	ELKINS	1:47.620	1:48.016	0.396
20	9	LEWIN	34.226	72	MILLER	48.777	75	MAY	25.210	20	88	CARSON	1:48.009	1:48.439	0.430
21	42	CARLIN	34.267	3	NEWALL	48.865	72	MILLER	25.220	21	3	NEWALL	1:48.248	1:48.919	0.671
22	85	ROBINSON	34.349	88	CARSON	49.019	88	CARSON	25.220	22	72	MILLER	1:48.419	1:48.683	0.264
23	72	MILLER	34.422	192	ROWSWELL	49.439	147	WATSON	25.259	23	42	CARLIN	1:49.174	1:49.609	0.435
24	38	WOOD	34.457	42	CARLIN	49.523	113	ELKINS	25.286	24	75	MAY	1:49.793	1:49.947	0.154
25	75	MAY	34.593	23	EVANS	49.693	42	CARLIN	25.384	25	192	ROWSWELL	1:49.796	1:49.991	0.195
26	3	NEWALL	34.641	991	CUNNINGHAM	49.740	48	WALLIS	25.474	26	23	EVANS	1:49.945	1:49.945	0.000
27	23	EVANS	34.701	52	JARMAN	49.808	247	CLARK	25.511	27	38	WOOD	1:49.973	1:50.355	0.382
28	24	SIMMONS	34.709	38	WOOD	49.839	52	JARMAN	25.531	28	85	ROBINSON	1:50.245	1:51.831	1.586
29	991	CUNNINGHAM	35.159	24	SIMMONS	49.960	23	EVANS	25.551	29	24	SIMMONS	1:50.414	1:50.414	0.000
30	52	JARMAN	35.241	75	MAY	49.990	991	CUNNINGHAM	25.598	30	991	CUNNINGHAM	1:50.497	1:50.497	0.000
31	48	WALLIS	35.260	57	FISHER	50.108	38	WOOD	25.677	31	52	JARMAN	1:50.580	1:50.580	0.000
32	247	CLARK	35.283	85	ROBINSON	50.138	24	SIMMONS	25.745	32	57	FISHER	1:51.659	1:51.693	0.034
33	99	CATT	35.537	48	WALLIS	50.970	57	FISHER	25.752	33	48	WALLIS	1:51.704	1:52.340	0.636
34	192	ROWSWELL	35.551	247	CLARK	51.124	85	ROBINSON	25.758	34	247	CLARK	1:51.918	1:51.918	0.000
35	57	FISHER	35.799	99	CATT	51.489	86	RICHARDS	25.992	35	99	CATT	1:53.752	1:54.679	0.927
36	155	HARRIS	35.911	155	HARRIS	51.502	8	WORP	26.285	36	155	HARRIS	1:53.784	1:53.855	0.071
37	30	PLAYLE	36.443	16	LANSDELL	51.650	155	HARRIS	26.371	37	16	LANSDELL	1:54.867	1:55.415	0.548
38	31	EVENDEN	36.633	86	RICHARDS	52.393	16	LANSDELL	26.479	38	86	RICHARDS	1:55.716	1:56.180	0.464
39	16	LANSDELL	36.738	8	WORP	52.436	99	CATT	26.726	39	30	PLAYLE	1:55.819	1:55.819	0.000
40	8	WORP	37.301	30	PLAYLE	52.590	959	HOLLINS	26.781	40	8	WORP	1:56.022	1:56.022	0.000
41	86	RICHARDS	37.331	31	EVENDEN	53.302	30	PLAYLE	26.786	41	31	EVENDEN	1:57.663	1:57.766	0.103
42	143	DAVIE	37.782	959	HOLLINS	53.794	143	DAVIE	27.108	42	959	HOLLINS	1:58.790	1:59.293	0.503
43	959	HOLLINS	38.215	143	DAVIE	54.234	50	YOUNG	27.337	43	143	DAVIE	1:59.124	1:59.220	0.096
44	50	YOUNG	38.498	50	YOUNG	54.282	31	EVENDEN	27.728	44	50	YOUNG	2:00.117	2:00.381	0.264
45	130	GRINSTEAD	41.376	130	GRINSTEAD	58.002	130	GRINSTEAD	28.688	45	130	GRINSTEAD	2:08.066	2:08.647	0.581

Weather / Track : Cloudy / Dry

Brands Hatch GP
Circuit Length = 2.4332 miles
Start: 09:00 Flag 09:12 End: 09:14

Results can be found at www.tsl-timing.com

Printed - 09:21 Saturday, 20 August 2016

BMCRC - MRO Championships 2016 - Rnd 8 @ Brands Hatch GP

Thunderbike Sport & Rookie Minitwins

RACE 1 - CLASSIFICATION

POS	NO	CL	PIC	NAME	ENTRY	LAPS	TIME	GAP	DIFF	MPH	BEST	ON
1	77		1	David MAY	Ducati - BBs and taggraceing	5	9:30.016			76.83	1:49.437	5
2	43		2	Colin WALKEY	Kawasaki - ELP Racing	5	9:30.363	0.347	0.347	76.79	1:51.196	5
3	186		3	Paul WITHERINGTON	Suzuki - P&R plumbing	5	9:32.495	2.479	2.132	76.50	1:50.793	3
4	4		4	Jake POVAH	Suzuki - www.78plate.com	5	9:34.294	4.278	1.799	76.26	1:52.487	5
5	93		5	Jack WALLIS	Suzuki - Grumpdad and Watling Tyres	5	9:34.313	4.297	0.019	76.26	1:51.961	3
6	192	R	1	Benjamin ROWSWELL	Suzuki - DRM. Isenhurst.	5	9:50.096	20.080	15.783	74.22	1:52.645	5
7	19		6	Kevin LILLEY	Suzuki - Vanson Leathers	5	9:52.901	22.885	2.805	73.87	1:56.254	4
8	2		7	Andrew GILL	Kawasaki - RMKD Racing	5	10:04.027	34.011	11.126	72.51	1:57.789	2
9	88		8	David CARSON	Kawasaki - www.TwoDavesRacing.com	5	10:06.053	36.037	2.026	72.26	1:58.084	4
10	75	R	2	Stewart MAY	Honda -	5	10:19.256	49.240	13.203	70.72	1:58.669	4
11	9		9	Vincent LEWIN	Suzuki - foreverlivingthatcham.co.uk	5	10:26.758	56.742	7.502	69.88	2:01.606	4
12	52		10	Gary JARMAN	Kawasaki - G & S Motorcycle tyres	5	10:29.544	59.528	2.786	69.57	2:00.281	4
13	3		11	Marcus NEWALL	Yamaha - Mum & Dad	5	10:34.506	1:04.490	4.962	69.02	2:03.164	4
14	86	R	3	Steve RICHARDS	Honda -	5	10:41.916	1:11.900	7.410	68.23	2:04.295	4
15	50		12	Steve YOUNG	Suzuki - Cadmatic Engineering	5	10:42.042	1:12.026	0.126	68.21	2:03.982	5
16	17	RMT	1	Ieva BAUBLYTE	Suzuki - 1st Moto Solutions	5	10:44.317	1:14.301	2.275	67.97	1:57.868	5
17	175	RMT	2	Richard TYRER	Suzuki -	5	10:46.536	1:16.520	2.219	67.74	1:57.900	4
18	42	RMT	3	Gary CARLIN	Suzuki -	5	10:55.874	1:25.858	9.338	66.77	1:56.399	5
19	471 *	RMT	4	James LARTER	Suzuki -	5	10:56.123	1:26.107	0.249	66.75	1:57.915	5
20	16	RMT	5	Geoff LANSDELL	Suzuki - EPG Domestic	5	11:05.937	1:35.921	9.814	65.77	1:59.545	4
21	31		13	Kelvin EVENDEN	Suzuki - Glosrose Group	5	11:15.337	1:45.321	9.400	64.85	2:01.687	4
22	24	RMT	6	Alex SIMMONS	Suzuki - Westcountry Windings	5	11:17.569	1:47.553	2.232	64.64	2:04.019	4
23	155	RMT	7	Richard HARRIS	Suzuki - HP Racing	5	11:19.846	1:49.830	2.277	64.42	2:00.744	5
24	147	RMT	8	Thomas WATSON	Suzuki - Motorsportdays.com TEA Time Racing	5	11:28.861	1:58.845	9.015	63.58	2:04.639	4
25	959	RMT	9	James HOLLINS	Suzuki - J&S Accessories	4	9:59.536	1 Lap	1 Lap	58.44	2:13.017	4
26	130	RMT	10	Fraser GRINSTEAD	Suzuki - TRAPDOOR RACING	4	10:22.924	1 Lap	23.388	56.24	2:16.358	4
27	143	RMT	11	Robert DAVIE	Suzuki -	4	10:27.115	1 Lap	4.191	55.87	2:20.974	4
28	991	RMT	12	Marc CUNNINGHAM	Suzuki -	4	10:32.389	1 Lap	5.274	55.40	2:04.199	2

NOT CLASSIFIED

DNF	444			Mark WILLIAMS	Suzuki - F.C.L MOTORCYCLES	4	7:54.168	1 Lap		73.89	1:56.434	3
DNF	48			Shaun WALLIS	Suzuki - Watling Tyres	4	8:23.081	1 Lap	28.913	69.64	2:02.546	4
DNF	54			Adam JAMISON	Suzuki - AJ Racing	2	3:58.467	3 Laps	2 Laps	73.46	1:55.589	2
DNF	30	RMT		Andrew PLAYLE	Suzuki - HP Racing	2	5:00.125	3 Laps	1:01.658	58.37	2:04.037	2
DNF	87			Tristan REVELL	Suzuki - Bears repairs	1	2:01.894	4 Laps	1 Lap	71.86	2:01.894	1
DNF	72			Kevin MILLER	Honda - Mechanical Air Supplies Ltd	1	2:10.213	4 Laps	8.319	67.27	2:10.213	1
DNF	38	R		Hayden WOOD	Kawasaki -	0						
DNF	74	RMT		Daniel SINGLETON	Suzuki - SDC	0						
DNF	113	RMT		Sam ELKINS	Suzuki - Me Old Man	0						

FASTEST LAP

77		David MAY	Ducati - BBs and taggraceing	5	1:49.437	80.04 mph	128.81 kph
192	R	Benjamin ROWSWELL	Suzuki - DRM. Isenhurst.	5	1:52.645	77.76 mph	125.15 kph
42	RMT	Gary CARLIN	Suzuki -	5	1:56.399	75.25 mph	121.11 kph

Bike 471 - Transponder stopped working after lap 3
Class - 90% of Race Speed = 69.14 mph
Class R - 90% of Race Speed = 66.79 mph
Class RMT - 90% of Race Speed = 61.17 mph

Brands Hatch GP
Circuit Length = 2.4332 miles
Start: 12:19 Flag 12:29 End: 12:32

Weather / Track : Cloudy / Wet
These results are provisional until the conclusion of any judicial and technical matters.

Clerk Of Course :		Timekeeper :

Results can be found at www.tsl-timing.com

Printed - 12:34 Saturday, 20 August 2016

BMCRC - MRO Championships 2016 - Rnd 8 @ Brands Hatch GP

Thunderbike Sport & Rookie Minitwins

RACE 1 - LAP CHART

LAP 1 @ 12:21:53.790

NO	BEHIND	LAP TIME
43		1:57.408
77	2.249	1:59.657
4	2.903	2:00.311
93	3.162	2:00.570
186	3.639	2:01.047
87	4.486	2:01.894
54	5.470	2:02.878
444	5.644	2:03.052
2	6.789	2:04.197
19	7.046	2:04.454
192	7.122	2:04.530
88	12.271	2:09.679
3	12.421	2:09.829
72	12.805	2:10.213
48	13.795	2:11.203
9	14.162	2:11.570
52	15.166	2:12.574
75	15.365	2:12.773
86	19.472	2:16.880
50	20.312	2:17.720
17	52.024	2:49.432
175	52.542	2:49.950
471	56.672	2:54.080
991	58.392	2:55.800
30	58.680	2:56.088
155	59.695	2:57.103
24	1:00.557	2:57.965
42	1:00.870	2:58.278
147	1:02.534	2:59.942
16	1:02.770	3:00.178
31	1:03.131	3:00.539
959	1:11.150	3:08.558
143	1:17.689	3:15.097
130	1:21.730	3:19.138

LAP 2 @ 12:23:46.560

NO	BEHIND	LAP TIME
43		1:52.770
77	2.314	1:52.835
93	3.084	1:52.692
186	4.332	1:53.463
4	4.983	1:54.850
54	8.289	1:55.589
444	9.852	1:56.978
2	11.808	1:57.789
19	12.034	1:57.758
192	12.213	1:57.861
88	19.913	2:00.412
48	26.195	2:05.170
9	26.784	2:05.392
75	26.852	2:04.257
3	28.079	2:08.428
52	28.874	2:06.478
86	34.119	2:07.417
50	37.691	2:10.149
17	59.233	1:59.979
175	1:00.129	2:00.357
471	1:08.578	2:04.676
991	1:09.821	2:04.199
30	1:09.947	2:04.037
155	1:10.060	2:03.135
42	1:10.718	2:02.618
24	1:13.330	2:05.543
16	1:14.021	2:04.021
31	1:15.847	2:05.486
147	1:18.143	2:08.379
959	1:38.581	2:20.201
143	1:49.076	2:24.157
130	1:51.292	2:22.332

LAP 3 @ 12:25:39.151

NO	BEHIND	LAP TIME
43		1:52.591
77	0.667	1:50.944
93	2.454	1:51.961
186	2.534	1:50.793
4	5.528	1:53.136
444	13.695	1:56.434
19	17.264	1:57.821
192	17.977	1:58.355
2	20.163	2:00.946
88	26.524	1:59.202
75	37.544	2:03.283
48	37.766	2:04.162
9	39.272	2:05.079
52	41.378	2:05.095
3	41.643	2:06.155
86	49.027	2:07.499
50	50.980	2:05.880
17	1:04.865	1:58.223
175	1:06.197	1:58.659
471	1:16.785	2:00.798
42	1:19.530	2:01.403
16	1:23.442	2:02.012
24	1:26.372	2:05.633
31	1:27.243	2:03.987
147	1:33.851	2:08.299
155	1:34.623	2:17.154

LAP 4 @ 12:27:35.549

NO	BEHIND	LAP TIME
43		1:56.398
77	1.412	1:57.143
93	1.915	1:55.859
186	2.096	1:55.960
4	2.640	1:53.510
959	1 Lap	2:17.760
444	15.001	1:57.704
19	17.120	1:56.254
192	18.284	1:56.705
2	23.928	2:00.163
143	1 Lap	2:26.887
130	1 Lap	2:25.096
88	28.210	1:58.084
991	1 Lap	3:11.116
75	39.815	1:58.669
48	43.914	2:02.546
9	44.480	2:01.606
52	45.261	2:00.281
3	48.409	2:03.164
86	56.924	2:04.295
50	58.893	2:04.311
17	1:07.282	1:58.815
175	1:07.699	1:57.900
471	1:19.041	1:58.654
42	1:20.308	1:57.176
16	1:26.589	1:59.545
31	1:32.532	2:01.687
24	1:33.993	2:04.019
155	1:39.935	2:01.710
147	1:42.092	2:04.639

LAP 5 @ 12:29:26.398

NO	BEHIND	LAP TIME
77		1:49.437
43	0.347	1:51.196
186	2.479	1:51.232
4	4.278	1:52.487
93	4.297	1:53.231
192	20.080	1:52.645
19	22.885	1:56.614
959	1 Lap	2:13.017
2	34.011	2:00.932
88	36.037	1:58.676
75	49.240	2:00.274
130	1 Lap	2:16.358
9	56.742	2:03.111
143	1 Lap	2:20.974
52	59.528	2:05.116
991	1 Lap	2:21.274
3	1:04.490	2:06.930
86	1:11.900	2:05.825
50	1:12.026	2:03.982
17	1:14.301	1:57.868
175	1:16.520	1:59.670
42	1:25.858	1:56.399
471	1:26.107	1:57.915
16	1:35.921	2:00.181
31	1:45.321	2:03.638
24	1:47.553	2:04.409
155	1:49.830	2:00.744
147	1:58.845	2:07.602

Weather / Track : Cloudy / Wet

Brands Hatch GP
Circuit Length = 2.4332 miles
Start: 12:19 Flag 12:29 End: 12:32

Results can be found at www.tsl-timing.com

Printed - 12:35 Saturday, 20 August 2016

BMCRC - MRO Championships 2016 - Rnd 8 @ Brands Hatch GP

Thunderbike Sport & Rookie Minitwins

RACE 1 - SECTOR ANALYSIS

SECTOR 1 = FL to I1, SECTOR 2 = I1 to I2, SECTOR 3 = I2 to FL, DIFF = Difference To Personal Best Lap

P1 77 David MAY Ducati - BBs and taggraceing

IDEAL LAP TIME : 1:49.437 BEST LAP TIME : 1:49.437 DIFFERENCE : 0.000

LAP	SECTOR 1	SECTOR 2	SECTOR 3	LAP TIME	MPH	DIFF	TIME OF DAY
1 -			26.552	1:59.657	73.20	10.220	12:21:56.039
2 -	36.653	50.254	25.928	1:52.835 (3)	77.63	3.398	12:23:48.874
3 -	35.687	49.184	26.073	1:50.944 (2)	78.95	1.507	12:25:39.818
4 -	40.086	50.961	26.096	1:57.143	74.77	7.706	12:27:36.961
5 -	***35.130***	***48.843***	***25.464***	***1:49.437 (1)***	***80.04***		***12:29:26.398***

P2 43 Colin WALKEY Kawasaki - ELP Racing

IDEAL LAP TIME : 1:51.196 BEST LAP TIME : 1:51.196 DIFFERENCE : 0.000

LAP	SECTOR 1	SECTOR 2	SECTOR 3	LAP TIME	MPH	DIFF	TIME OF DAY
1 -			26.108	1:57.408	74.60	6.212	12:21:53.790
2 -	36.532	50.040	26.198	1:52.770 (3)	77.67	1.574	12:23:46.560
3 -	36.412	50.028	26.151	1:52.591 (2)	77.80	1.395	12:25:39.151
4 -	40.143	50.217	26.038	1:56.398	75.25	5.202	12:27:35.549
5 -	***35.494***	***49.905***	***25.797***	***1:51.196 (1)***	***78.77***		***12:29:26.745***

P3 186 Paul WITHERINGTON Suzuki - P&R plumbing

IDEAL LAP TIME : 1:50.312 BEST LAP TIME : 1:50.793 DIFFERENCE : 0.481

LAP	SECTOR 1	SECTOR 2	SECTOR 3	LAP TIME	MPH	DIFF	TIME OF DAY
1 -			26.815	2:01.047	72.36	10.254	12:21:57.429
2 -	36.803	50.567	26.093	1:53.463 (3)	77.20	2.670	12:23:50.892
3 -	***35.029***	***49.378***	26.386	***1:50.793 (1)***	***79.06***		***12:25:41.685***
4 -	37.652	51.697	26.611	1:55.960	75.54	5.167	12:27:37.645
5 -	35.598	49.729	***25.905***	1:51.232 (2)	78.75	0.439	12:29:28.877

P4 4 Jake POVAH Suzuki - www.78plate.com

IDEAL LAP TIME : 1:51.882 BEST LAP TIME : 1:52.487 DIFFERENCE : 0.605

LAP	SECTOR 1	SECTOR 2	SECTOR 3	LAP TIME	MPH	DIFF	TIME OF DAY
1 -			26.751	2:00.311	72.80	7.824	12:21:56.693
2 -	37.151	51.035	26.664	1:54.850	76.27	2.363	12:23:51.543
3 -	36.768	50.418	***25.950***	1:53.136 (2)	77.42	0.649	12:25:44.679
4 -	36.826	50.093	26.591	1:53.510 (3)	77.17	1.023	12:27:38.189
5 -	***35.918***	***50.014***	26.555	***1:52.487 (1)***	***77.87***		***12:29:30.676***

P5 93 Jack WALLIS Suzuki - Grumpdad and Watling Tyres

IDEAL LAP TIME : 1:51.705 BEST LAP TIME : 1:51.961 DIFFERENCE : 0.256

LAP	SECTOR 1	SECTOR 2	SECTOR 3	LAP TIME	MPH	DIFF	TIME OF DAY
1 -			26.673	2:00.570	72.65	8.609	12:21:56.952
2 -	36.163	50.349	***26.180***	1:52.692 (2)	77.73	0.731	12:23:49.644
3 -	***35.362***	***50.163***	26.436	***1:51.961 (1)***	***78.24***		***12:25:41.605***
4 -	38.639	50.769	26.451	1:55.859	75.60	3.898	12:27:37.464
5 -	35.799	50.806	26.626	1:53.231 (3)	77.36	1.270	12:29:30.695

P6 192 R Benjamin ROWSWELL Suzuki - DRM. Isenhurst.

IDEAL LAP TIME : 1:52.645 BEST LAP TIME : 1:52.645 DIFFERENCE : 0.000

LAP	SECTOR 1	SECTOR 2	SECTOR 3	LAP TIME	MPH	DIFF	TIME OF DAY
1 -			26.986	2:04.530	70.34	11.885	12:22:00.912
2 -	38.896	51.868	27.097	1:57.861 (3)	74.32	5.216	12:23:58.773
3 -	38.629	53.091	26.635	1:58.355	74.01	5.710	12:25:57.128
4 -	37.031	53.530	26.144	1:56.705 (2)	75.05	4.060	12:27:53.833
5 -	***35.828***	***50.790***	***26.027***	***1:52.645 (1)***	***77.76***		***12:29:46.478***

P7 19 Kevin LILLEY Suzuki - Vanson Leathers

IDEAL LAP TIME : 1:55.133 BEST LAP TIME : 1:56.254 DIFFERENCE : 1.121

LAP	SECTOR 1	SECTOR 2	SECTOR 3	LAP TIME	MPH	DIFF	TIME OF DAY

Brands Hatch GP
Circuit Length = 2.4332 miles
Start: 12:19 Flag 12:29 End: 12:32

Weather / Track : Cloudy / Wet

BMCRC - MRO Championships 2016 - Rnd 8 @ Brands Hatch GP

Thunderbike Sport & Rookie Minitwins

RACE 1 - SECTOR ANALYSIS

SECTOR 1 = FL to I1, SECTOR 2 = I1 to I2, SECTOR 3 = I2 to FL, DIFF = Difference To Personal Best Lap

1 -			27.572	2:04.454	70.38	8.200	12:22:00.836
2 -	38.384	***51.836***	27.538	1:57.758 **(3)**	74.38	1.504	12:23:58.594
3 -	38.277	52.228	27.316	1:57.821	74.34	1.567	12:25:56.415
4 -	37.018	52.230	***27.006***	***1:56.254*** **(1)**	***75.35***		***12:27:52.669***
5 -	***36.291***	52.421	27.902	1:56.614 **(2)**	75.11	0.360	12:29:49.283

P8 2 Andrew GILL Kawasaki - RMKD Racing

IDEAL LAP TIME : 1:57.689 BEST LAP TIME : 1:57.789 DIFFERENCE : 0.100

LAP	SECTOR 1	SECTOR 2	SECTOR 3	LAP TIME	MPH	DIFF	TIME OF DAY
1 -			27.615	2:04.197	70.53	6.408	12:22:00.579
2 -	37.855	***52.505***	***27.429***	***1:57.789*** **(1)**	***74.36***		***12:23:58.368***
3 -	38.322	54.557	28.067	2:00.946	72.42	3.157	12:25:59.314
4 -	***37.755***	53.551	28.857	2:00.163 **(2)**	72.89	2.374	12:27:59.477
5 -	37.965	53.973	28.994	2:00.932 **(3)**	72.43	3.143	12:30:00.409

P9 88 David CARSON Kawasaki - www.TwoDavesRacing.com

IDEAL LAP TIME : 1:57.661 BEST LAP TIME : 1:58.084 DIFFERENCE : 0.423

LAP	SECTOR 1	SECTOR 2	SECTOR 3	LAP TIME	MPH	DIFF	TIME OF DAY
1 -			28.029	2:09.679	67.54	11.595	12:22:06.061
2 -	39.041	53.997	***27.374***	2:00.412	72.74	2.328	12:24:06.473
3 -	38.039	53.601	27.562	1:59.202 **(3)**	73.48	1.118	12:26:05.675
4 -	***37.572***	53.125	27.387	***1:58.084*** **(1)**	***74.18***		***12:28:03.759***
5 -	38.123	***52.715***	27.838	1:58.676 **(2)**	73.81	0.592	12:30:02.435

P10 75 R Stewart MAY Honda -

IDEAL LAP TIME : 1:58.669 BEST LAP TIME : 1:58.669 DIFFERENCE : 0.000

LAP	SECTOR 1	SECTOR 2	SECTOR 3	LAP TIME	MPH	DIFF	TIME OF DAY
1 -			28.761	2:12.773	65.97	14.104	12:22:09.155
2 -	40.934	55.148	28.175	2:04.257	70.49	5.588	12:24:13.412
3 -	40.617	54.680	27.986	2:03.283 **(3)**	71.05	4.614	12:26:16.695
4 -	***37.912***	***53.757***	***27.000***	***1:58.669*** **(1)**	***73.81***		***12:28:15.364***
5 -	38.246	54.867	27.161	2:00.274 **(2)**	72.83	1.605	12:30:15.638

P11 9 Vincent LEWIN Suzuki - foreverlivingthatcham.co.uk

IDEAL LAP TIME : 2:01.606 BEST LAP TIME : 2:01.606 DIFFERENCE : 0.000

LAP	SECTOR 1	SECTOR 2	SECTOR 3	LAP TIME	MPH	DIFF	TIME OF DAY
1 -			28.526	2:11.570	66.57	9.964	12:22:07.952
2 -	40.961	55.121	29.310	2:05.392	69.85	3.786	12:24:13.344
3 -	41.047	55.140	28.892	2:05.079 **(3)**	70.03	3.473	12:26:18.423
4 -	***40.397***	***53.070***	***28.139***	***2:01.606*** **(1)**	***72.03***		***12:28:20.029***
5 -	40.870	53.856	28.385	2:03.111 **(2)**	71.15	1.505	12:30:23.140

P12 52 Gary JARMAN Kawasaki - G & S Motorcycle tyres

IDEAL LAP TIME : 2:00.281 BEST LAP TIME : 2:00.281 DIFFERENCE : 0.000

LAP	SECTOR 1	SECTOR 2	SECTOR 3	LAP TIME	MPH	DIFF	TIME OF DAY
1 -			28.732	2:12.574	66.07	12.293	12:22:08.956
2 -	41.217	55.841	29.420	2:06.478	69.25	6.197	12:24:15.434
3 -	41.138	55.488	28.469	2:05.095 **(2)**	70.02	4.814	12:26:20.529
4 -	***38.854***	***53.564***	***27.863***	***2:00.281*** **(1)**	***72.82***		***12:28:20.810***
5 -	40.718	54.609	29.789	2:05.116 **(3)**	70.01	4.835	12:30:25.926

P13 3 Marcus NEWALL Yamaha - Mum & Dad

IDEAL LAP TIME : 2:03.164 BEST LAP TIME : 2:03.164 DIFFERENCE : 0.000

LAP	SECTOR 1	SECTOR 2	SECTOR 3	LAP TIME	MPH	DIFF	TIME OF DAY
1 -			28.793	2:09.829	67.47	6.665	12:22:06.211
2 -	41.630	57.314	29.484	2:08.428	68.20	5.264	12:24:14.639
3 -	41.670	56.041	28.444	2:06.155 **(2)**	69.43	2.991	12:26:20.794
4 -	***39.195***	***55.556***	***28.413***	***2:03.164*** **(1)**	***71.12***		***12:28:23.958***

Weather / Track : Cloudy / Wet

Brands Hatch GP
Circuit Length = 2.4332 miles
Start: 12:19 Flag 12:29 End: 12:32

BMCRC - MRO Championships 2016 - Rnd 8 @ Brands Hatch GP

Thunderbike Sport & Rookie Minitwins

RACE 1 - SECTOR ANALYSIS

SECTOR 1 = FL to I1, SECTOR 2 = I1 to I2, SECTOR 3 = I2 to FL, DIFF = Difference To Personal Best Lap

5 -	41.033	56.714	29.183	2:06.930 **(3)**	69.01	3.766	12:30:30.888

P14 86 R Steve RICHARDS Honda -

IDEAL LAP TIME : 2:04.086 BEST LAP TIME : 2:04.295 DIFFERENCE : 0.209

LAP	SECTOR 1	SECTOR 2	SECTOR 3	LAP TIME	MPH	DIFF	TIME OF DAY
1 -			31.089	2:16.880	63.99	12.585	12:22:13.262
2 -	42.408	55.987	***29.022***	2:07.417 **(3)**	68.74	3.122	12:24:20.679
3 -	43.051	55.335	29.113	2:07.499	68.70	3.204	12:26:28.178
4 -	***40.379***	***54.685***	29.231	***2:04.295*** **(1)**	***70.47***		***12:28:32.473***
5 -	41.407	55.351	29.067	2:05.825 **(2)**	69.61	1.530	12:30:38.298

P15 50 Steve YOUNG Suzuki - Cadmatic Engineering

IDEAL LAP TIME : 2:03.800 BEST LAP TIME : 2:03.982 DIFFERENCE : 0.182

LAP	SECTOR 1	SECTOR 2	SECTOR 3	LAP TIME	MPH	DIFF	TIME OF DAY
1 -			29.303	2:17.720	63.60	13.738	12:22:14.102
2 -	43.145	57.144	29.860	2:10.149	67.30	6.167	12:24:24.251
3 -	41.157	55.449	29.274	2:05.880 **(3)**	69.58	1.898	12:26:30.131
4 -	40.266	***55.224***	28.821	2:04.311 **(2)**	70.46	0.329	12:28:34.442
5 -	***39.849***	55.406	***28.727***	***2:03.982*** **(1)**	***70.65***		***12:30:38.424***

P16 17 RMT Ieva BAUBLYTE Suzuki - 1st Moto Solutions

IDEAL LAP TIME : 1:56.827 BEST LAP TIME : 1:57.868 DIFFERENCE : 1.041

LAP	SECTOR 1	SECTOR 2	SECTOR 3	LAP TIME	MPH	DIFF	TIME OF DAY
1 -		53.439	27.748	2:49.432	51.70	51.564	12:22:45.814
2 -	39.242	52.853	27.884	1:59.979	73.01	2.111	12:24:45.793
3 -	38.238	52.313	27.672	1:58.223 **(2)**	74.09	0.355	12:26:44.016
4 -	***38.093***	52.894	27.828	1:58.815 **(3)**	73.72	0.947	12:28:42.831
5 -	39.134	***51.790***	***26.944***	***1:57.868*** **(1)**	***74.31***		***12:30:40.699***

P17 175 RMT Richard TYRER Suzuki -

IDEAL LAP TIME : 1:57.900 BEST LAP TIME : 1:57.900 DIFFERENCE : 0.000

LAP	SECTOR 1	SECTOR 2	SECTOR 3	LAP TIME	MPH	DIFF	TIME OF DAY
1 -		53.339	27.823	2:49.950	51.54	52.050	12:22:46.332
2 -	39.100	53.400	27.857	2:00.357	72.78	2.457	12:24:46.689
3 -	38.294	52.829	27.536	1:58.659 **(2)**	73.82	0.759	12:26:45.348
4 -	***37.814***	***52.647***	***27.439***	***1:57.900*** **(1)**	***74.29***		***12:28:43.248***
5 -	38.331	53.206	28.133	1:59.670 **(3)**	73.19	1.770	12:30:42.918

P18 42 RMT Gary CARLIN Suzuki -

IDEAL LAP TIME : 1:56.175 BEST LAP TIME : 1:56.399 DIFFERENCE : 0.224

LAP	SECTOR 1	SECTOR 2	SECTOR 3	LAP TIME	MPH	DIFF	TIME OF DAY
1 -		53.789	34.941	2:58.278	49.13	1:01.879	12:22:54.660
2 -	40.945	54.008	27.665	2:02.618	71.44	6.219	12:24:57.278
3 -	39.457	54.577	27.369	2:01.403 **(3)**	72.15	5.004	12:26:58.681
4 -	***37.594***	53.114	26.468	1:57.176 **(2)**	74.75	0.777	12:28:55.857
5 -	37.818	***52.199***	***26.382***	***1:56.399*** **(1)**	***75.25***		***12:30:52.256***

P19 471 RMT James LARTER Suzuki -

IDEAL LAP TIME : 1:59.501 BEST LAP TIME : 1:57.915 DIFFERENCE : -1.586

LAP	SECTOR 1	SECTOR 2	SECTOR 3	LAP TIME	MPH	DIFF	TIME OF DAY
1 -		54.971	28.923	2:54.080	50.32	56.165	12:22:50.462
2 -	39.493	56.484	28.699	2:04.676	70.26	6.761	12:24:55.138
3 -	38.866	***54.323***	***27.609***	2:00.798 **(3)**	72.51	2.883	12:26:55.936
4 -	***37.569***			1:58.654 **(2)**	73.82	0.739	12:28:54.590
5 -				***1:57.915*** **(1)**	***74.28***		***12:30:52.505***

Brands Hatch GP
Circuit Length = 2.4332 miles
Start: 12:19 Flag 12:29 End: 12:32

Weather / Track : Cloudy / Wet

BMCRC - MRO Championships 2016 - Rnd 8 @ Brands Hatch GP

Thunderbike Sport & Rookie Minitwins

RACE 1 - SECTOR ANALYSIS

SECTOR 1 = FL to I1, SECTOR 2 = I1 to I2, SECTOR 3 = I2 to FL, DIFF = Difference To Personal Best Lap

P20 16 RMT Geoff LANSDELL Suzuki - EPG Domestic

IDEAL LAP TIME : 1:59.311 BEST LAP TIME : 1:59.545 DIFFERENCE : 0.234

LAP	SECTOR 1	SECTOR 2	SECTOR 3	LAP TIME	MPH	DIFF	TIME OF DAY
1 -		56.354	28.924	3:00.178	48.61	1:00.633	12:22:56.560
2 -	40.789	54.598	28.634	2:04.021	70.63	4.476	12:25:00.581
3 -	39.990	54.532	27.490	2:02.012 (3)	71.79	2.467	12:27:02.593
4 -	***38.100***	***53.906***	27.539	***1:59.545*** (1)	***73.27***		***12:29:02.138***
5 -	38.480	54.396	***27.305***	2:00.181 (2)	72.88	0.636	12:31:02.319

P21 31 Kelvin EVENDEN Suzuki - Glosrose Group

IDEAL LAP TIME : 2:00.894 BEST LAP TIME : 2:01.687 DIFFERENCE : 0.793

LAP	SECTOR 1	SECTOR 2	SECTOR 3	LAP TIME	MPH	DIFF	TIME OF DAY
1 -		56.484	28.948	3:00.539	48.52	58.852	12:22:56.921
2 -	41.707	***54.063***	29.716	2:05.486	69.80	3.799	12:25:02.407
3 -	40.479	54.889	***28.619***	2:03.987 (3)	70.65	2.300	12:27:06.394
4 -	***38.212***	54.710	28.765	***2:01.687*** (1)	***71.98***		***12:29:08.081***
5 -	39.427	54.835	29.376	2:03.638 (2)	70.85	1.951	12:31:11.719

P22 24 RMT Alex SIMMONS Suzuki - Westcountry Windings

IDEAL LAP TIME : 2:03.945 BEST LAP TIME : 2:04.019 DIFFERENCE : 0.074

LAP	SECTOR 1	SECTOR 2	SECTOR 3	LAP TIME	MPH	DIFF	TIME OF DAY
1 -		55.913	29.131	2:57.965	49.22	53.946	12:22:54.347
2 -	40.806	56.024	28.713	2:05.543 (3)	69.77	1.524	12:24:59.890
3 -	40.256	56.682	***28.695***	2:05.633	69.72	1.614	12:27:05.523
4 -	***39.400***	***55.850***	28.769	***2:04.019*** (1)	***70.63***		***12:29:09.542***
5 -	39.556	56.053	28.800	2:04.409 (2)	70.41	0.390	12:31:13.951

P23 155 RMT Richard HARRIS Suzuki - HP Racing

IDEAL LAP TIME : 2:00.115 BEST LAP TIME : 2:00.744 DIFFERENCE : 0.629

LAP	SECTOR 1	SECTOR 2	SECTOR 3	LAP TIME	MPH	DIFF	TIME OF DAY
1 -		56.093	***27.683***	2:57.103	49.46	56.359	12:22:53.485
2 -	40.156	54.523	28.456	2:03.135 (3)	71.14	2.391	12:24:56.620
3 -	53.392	55.726	28.036	2:17.154	63.86	16.410	12:27:13.774
4 -	39.941	***54.039***	27.730	2:01.710 (2)	71.97	0.966	12:29:15.484
5 -	***38.393***	54.165	28.186	***2:00.744*** (1)	***72.54***		***12:31:16.228***

P24 147 RMT Thomas WATSON Suzuki - Motorsportdays.com TEA Time Racing

IDEAL LAP TIME : 2:04.478 BEST LAP TIME : 2:04.639 DIFFERENCE : 0.161

LAP	SECTOR 1	SECTOR 2	SECTOR 3	LAP TIME	MPH	DIFF	TIME OF DAY
1 -		57.200	29.598	2:59.942	48.68	55.303	12:22:56.324
2 -	42.512	55.841	30.026	2:08.379	68.23	3.740	12:25:04.703
3 -	43.575	56.118	***28.606***	2:08.299 (3)	68.27	3.660	12:27:13.002
4 -	***40.869***	***55.003***	28.767	***2:04.639*** (1)	***70.28***		***12:29:17.641***
5 -	41.690	55.945	29.967	2:07.602 (2)	68.64	2.963	12:31:25.243

P25 959 RMT James HOLLINS Suzuki - J&S Accessories

IDEAL LAP TIME : 2:12.752 BEST LAP TIME : 2:13.017 DIFFERENCE : 0.265

LAP	SECTOR 1	SECTOR 2	SECTOR 3	LAP TIME	MPH	DIFF	TIME OF DAY
1 -		1:01.642	***30.617***	3:08.558	46.45	55.541	12:23:04.940
2 -	46.753	1:01.080	32.368	2:20.201 (3)	62.48	7.184	12:25:25.141
3 -	45.930	1:00.305	31.525	2:17.760 (2)	63.58	4.743	12:27:42.901
4 -	***43.304***	***58.831***	30.882	***2:13.017*** (1)	***65.85***		***12:29:55.918***

P26 130 RMT Fraser GRINSTEAD Suzuki - TRAPDOOR RACING

IDEAL LAP TIME : 2:16.358 BEST LAP TIME : 2:16.358 DIFFERENCE : 0.000

LAP	SECTOR 1	SECTOR 2	SECTOR 3	LAP TIME	MPH	DIFF	TIME OF DAY
1 -		1:05.235	32.183	3:19.138	43.98	1:02.780	12:23:15.520

Weather / Track : Cloudy / Wet

Brands Hatch GP
Circuit Length = 2.4332 miles
Start: 12:19 Flag 12:29 End: 12:32

BMCRC - MRO Championships 2016 - Rnd 8 @ Brands Hatch GP

Thunderbike Sport & Rookie Minitwins

RACE 1 - SECTOR ANALYSIS

SECTOR 1 = FL to I1, SECTOR 2 = I1 to I2, SECTOR 3 = I2 to FL, DIFF = Difference To Personal Best Lap

2 -	46.206	1:03.944	32.182	2:22.332 (2)	61.54	5.974	12:25:37.852
3 -	47.279	1:04.987	32.830	2:25.096 (3)	60.37	8.738	12:28:02.948
4 -	***43.877***	***1:01.339***	***31.142***	***2:16.358 (1)***	***64.24***		***12:30:19.306***

P27 143 RMT Robert DAVIE Suzuki -

IDEAL LAP TIME : 2:20.065 BEST LAP TIME : 2:20.974 DIFFERENCE : 0.909

LAP	SECTOR 1	SECTOR 2	SECTOR 3	LAP TIME	MPH	DIFF	TIME OF DAY
1 -		1:03.236	***31.838***	3:15.097	44.89	54.123	12:23:11.479
2 -	47.566	1:03.162	33.429	2:24.157 (2)	60.76	3.183	12:25:35.636
3 -	48.786	1:05.204	32.897	2:26.887 (3)	59.63	5.913	12:28:02.523
4 -	***45.483***	***1:02.744***	32.747	***2:20.974 (1)***	***62.13***		***12:30:23.497***

P28 991 RMT Marc CUNNINGHAM Suzuki -

IDEAL LAP TIME : 2:03.951 BEST LAP TIME : 2:04.199 DIFFERENCE : 0.248

LAP	SECTOR 1	SECTOR 2	SECTOR 3	LAP TIME	MPH	DIFF	TIME OF DAY
1 -		54.947	***29.047***	2:55.800 (3)	49.82	51.601	12:22:52.182
2 -	***40.689***	***54.215***	29.295	***2:04.199 (1)***	***70.53***		***12:24:56.381***
3 -	1:37.299	1:01.171	32.646	3:11.116	45.83	1:06.917	12:28:07.497
4 -	45.018	1:02.643	33.613	2:21.274 (2)	62.00	17.075	12:30:28.771

P29 444 Mark WILLIAMS Suzuki - F.C.L MOTORCYCLES

IDEAL LAP TIME : 1:55.810 BEST LAP TIME : 1:56.434 DIFFERENCE : 0.624

LAP	SECTOR 1	SECTOR 2	SECTOR 3	LAP TIME	MPH	DIFF	TIME OF DAY
1 -			***26.991***	2:03.052	71.18	6.618	12:21:59.434
2 -	37.743	51.895	27.340	1:56.978 (2)	74.88	0.544	12:23:56.412
3 -	37.522	***51.629***	27.283	***1:56.434 (1)***	***75.23***		***12:25:52.846***
4 -	37.469	52.948	27.287	1:57.704 (3)	74.42	1.270	12:27:50.550

P30 48 Shaun WALLIS Suzuki - Watling Tyres

IDEAL LAP TIME : 2:02.546 BEST LAP TIME : 2:02.546 DIFFERENCE : 0.000

LAP	SECTOR 1	SECTOR 2	SECTOR 3	LAP TIME	MPH	DIFF	TIME OF DAY
1 -			28.364	2:11.203	66.76	8.657	12:22:07.585
2 -	40.605	55.776	28.789	2:05.170 (3)	69.98	2.624	12:24:12.755
3 -	39.794	55.888	28.480	2:04.162 (2)	70.55	1.616	12:26:16.917
4 -	***39.784***	***54.817***	***27.945***	***2:02.546 (1)***	***71.48***		***12:28:19.463***

P31 54 Adam JAMISON Suzuki - AJ Racing

IDEAL LAP TIME : 1:55.589 BEST LAP TIME : 1:55.589 DIFFERENCE : 0.000

LAP	SECTOR 1	SECTOR 2	SECTOR 3	LAP TIME	MPH	DIFF	TIME OF DAY
1 -			27.633	2:02.878 (2)	71.28	7.289	12:21:59.260
2 -	***37.376***	***51.182***	***27.031***	***1:55.589 (1)***	***75.78***		***12:23:54.849***

P32 30 RMT Andrew PLAYLE Suzuki - HP Racing

IDEAL LAP TIME : 2:03.978 BEST LAP TIME : 2:04.037 DIFFERENCE : 0.059

LAP	SECTOR 1	SECTOR 2	SECTOR 3	LAP TIME	MPH	DIFF	TIME OF DAY
1 -		54.960	***28.778***	2:56.088 (2)	49.74	52.051	12:22:52.470
2 -	***40.709***	***54.491***	28.837	***2:04.037 (1)***	***70.62***		***12:24:56.507***

P33 87 Tristan REVELL Suzuki - Bears repairs

IDEAL LAP TIME : BEST LAP TIME : 2:01.894 DIFFERENCE :

LAP	SECTOR 1	SECTOR 2	SECTOR 3	LAP TIME	MPH	DIFF	TIME OF DAY
1 -			***26.858***	***2:01.894 (1)***	***71.86***		***12:21:58.276***

P34 72 Kevin MILLER Honda - Mechanical Air Supplies Ltd

IDEAL LAP TIME : 2:04.524 BEST LAP TIME : 2:10.213 DIFFERENCE : 5.689

LAP	SECTOR 1	SECTOR 2	SECTOR 3	LAP TIME	MPH	DIFF	TIME OF DAY

Weather / Track : Cloudy / Wet

Brands Hatch GP
Circuit Length = 2.4332 miles
Start: 12:19 Flag 12:29 End: 12:32

BMCRC - MRO Championships 2016 - Rnd 8 @ Brands Hatch GP

Thunderbike Sport & Rookie Minitwins

RACE 1 - SECTOR ANALYSIS

SECTOR 1 = FL to I1, SECTOR 2 = I1 to I2, SECTOR 3 = I2 to FL, DIFF = Difference To Personal Best Lap

1 -	***28.383***	***2:10.213***	**(1)**	***67.27***	***12:22:06.595***

Weather / Track : Cloudy / Wet

Brands Hatch GP
Circuit Length = 2.4332 miles
Start: 12:19 Flag 12:29 End: 12:32

BMCRC - MRO Championships 2016 - Rnd 8 @ Brands Hatch GP

Thunderbike Sport & Rookie Minitwins

RACE 1 - BEST SECTORS

	SECTOR 1			SECTOR 2			SECTOR 3			IDEAL / BEST COMPARISON					
POS	NO	NAME	TIME	NO	NAME	TIME	NO	NAME	TIME	POS	NO	NAME	IDEAL	BEST	DIFF
												PERFECT LAP	1:49.336		
1	186	WITHERINGTON	35.029	77	MAY	48.843	77	MAY	25.464	1	77	MAY	1:49.437	1:49.437	0.000
2	77	MAY	35.130	186	WITHERINGTON	49.378	43	WALKEY	25.797	2	186	WITHERINGTON	1:50.312	1:50.793	0.481
3	93	WALLIS	35.362	43	WALKEY	49.905	186	WITHERINGTON	25.905	3	43	WALKEY	1:51.196	1:51.196	0.000
4	43	WALKEY	35.494	4	POVAH	50.014	4	POVAH	25.950	4	93	WALLIS	1:51.705	1:51.961	0.256
5	192	ROWSWELL	35.828	93	WALLIS	50.163	192	ROWSWELL	26.027	5	4	POVAH	1:51.882	1:52.487	0.605
6	4	POVAH	35.918	192	ROWSWELL	50.790	93	WALLIS	26.180	6	192	ROWSWELL	1:52.645	1:52.645	0.000
7	19	LILLEY	36.291	54	JAMISON	51.182	42	CARLIN	26.382	7	19	LILLEY	1:55.133	1:56.254	1.121
8	444	WILLIAMS	37.190	444	WILLIAMS	51.629	87	REVELL	26.858	8	54	JAMISON	1:55.589	1:55.589	0.000
9	54	JAMISON	37.376	17	BAUBLYTE	51.790	17	BAUBLYTE	26.944	9	444	WILLIAMS	1:55.810	1:56.434	0.624
10	471	LARTER	37.569	19	LILLEY	51.836	444	WILLIAMS	26.991	10	42	CARLIN	1:56.175	1:56.399	0.224
11	88	CARSON	37.572	42	CARLIN	52.199	75	MAY	27.000	11	17	BAUBLYTE	1:56.827	1:57.868	1.041
12	42	CARLIN	37.594	2	GILL	52.505	19	LILLEY	27.006	12	88	CARSON	1:57.661	1:58.084	0.423
13	2	GILL	37.755	175	TYRER	52.647	54	JAMISON	27.031	13	2	GILL	1:57.689	1:57.789	0.100
14	175	TYRER	37.814	88	CARSON	52.715	16	LANSDELL	27.305	14	175	TYRER	1:57.900	1:57.900	0.000
15	75	MAY	37.912	9	LEWIN	53.070	88	CARSON	27.374	15	75	MAY	1:58.669	1:58.669	0.000
16	17	BAUBLYTE	38.093	52	JARMAN	53.564	2	GILL	27.429	16	16	LANSDELL	1:59.311	1:59.545	0.234
17	16	LANSDELL	38.100	75	MAY	53.757	175	TYRER	27.439	17	471	LARTER	1:59.501	1:57.915	-1.586
18	31	EVENDEN	38.212	16	LANSDELL	53.906	471	LARTER	27.609	18	155	HARRIS	2:00.115	2:00.744	0.629
19	155	HARRIS	38.393	155	HARRIS	54.039	155	HARRIS	27.683	19	52	JARMAN	2:00.281	2:00.281	0.000
20	52	JARMAN	38.854	31	EVENDEN	54.063	52	JARMAN	27.863	20	31	EVENDEN	2:00.894	2:01.687	0.793
21	3	NEWALL	39.195	991	CUNNINGHAM	54.215	48	WALLIS	27.945	21	9	LEWIN	2:01.606	2:01.606	0.000
22	24	SIMMONS	39.400	471	LARTER	54.323	9	LEWIN	28.139	22	48	WALLIS	2:02.546	2:02.546	0.000
23	48	WALLIS	39.784	30	PLAYLE	54.491	72	MILLER	28.383	23	3	NEWALL	2:03.164	2:03.164	0.000
24	50	YOUNG	39.849	86	RICHARDS	54.685	3	NEWALL	28.413	24	50	YOUNG	2:03.800	2:03.982	0.182
25	86	RICHARDS	40.379	48	WALLIS	54.817	147	WATSON	28.606	25	24	SIMMONS	2:03.945	2:04.019	0.074
26	9	LEWIN	40.397	147	WATSON	55.003	31	EVENDEN	28.619	26	991	CUNNINGHAM	2:03.951	2:04.199	0.248
27	991	CUNNINGHAM	40.689	72	MILLER	55.079	24	SIMMONS	28.695	27	30	PLAYLE	2:03.978	2:04.037	0.059
28	30	PLAYLE	40.709	50	YOUNG	55.224	50	YOUNG	28.727	28	86	RICHARDS	2:04.086	2:04.295	0.209
29	147	WATSON	40.869	3	NEWALL	55.556	30	PLAYLE	28.778	29	147	WATSON	2:04.478	2:04.639	0.161
30	72	MILLER	41.062	24	SIMMONS	55.850	86	RICHARDS	29.022	30	72	MILLER	2:04.524	2:10.213	5.689
31	959	HOLLINS	43.304	959	HOLLINS	58.831	991	CUNNINGHAM	29.047	31	959	HOLLINS	2:12.752	2:13.017	0.265
32	130	GRINSTEAD	43.877	130	GRINSTEAD	1:01.339	959	HOLLINS	30.617	32	130	GRINSTEAD	2:16.358	2:16.358	0.000
33	143	DAVIE	45.483	143	DAVIE	1:02.744	130	GRINSTEAD	31.142	33	143	DAVIE	2:20.065	2:20.974	0.909
34							143	DAVIE	31.838	34	87	REVELL		2:01.894	
35															
36															
37															

Weather / Track : Cloudy / Wet

Brands Hatch GP
Circuit Length = 2.4332 miles
Start: 12:19 Flag 12:29 End: 12:32

Results can be found at www.tsl-timing.com

Printed - 12:35 Saturday, 20 August 2016

BMCRC - MRO Championships 2016 - Rnd 8 @ Brands Hatch GP

Thunderbike Sport & Rookie Minitwins

RACE 12 - CLASSIFICATION

POS	NO	CL	PIC	NAME	ENTRY	LAPS	TIME	GAP	DIFF	MPH	BEST	ON
1	77		1	David MAY	Ducati - BBs and taggraceing	5	8:30.558			85.78	1:40.167	5
2	43		2	Colin WALKEY	Kawasaki - ELP Racing	5	8:31.103	0.545	0.545	85.69	1:39.980	5
3	47		3	Mark TROWELL	Yamaha - ELP Racing	5	8:31.762	1.204	0.659	85.58	1:40.415	5
4	4		4	Jake POVAH	Suzuki - www.78plate.com	5	8:33.349	2.791	1.587	85.32	1:41.020	2
5	2		5	Andrew GILL	Kawasaki - RMKD Racing	5	8:34.146	3.588	0.797	85.18	1:40.887	2
6	186		6	Paul WITHERINGTON	Suzuki - P&R plumbing	5	8:36.094	5.536	1.948	84.86	1:41.095	4
7	93		7	Jack WALLIS	Suzuki - Grumpdad and Watling Tyres	5	8:46.441	15.883	10.347	83.19	1:43.129	2
8	19		8	Kevin LILLEY	Suzuki - Vanson Leathers	5	8:51.715	21.157	5.274	82.37	1:44.153	4
9	444		9	Mark WILLIAMS	Suzuki - F.C.L MOTORCYCLES	5	8:54.115	23.557	2.400	82.00	1:44.270	4
10	3		10	Marcus NEWALL	Yamaha - Mum & Dad	5	8:54.194	23.636	0.079	81.99	1:44.805	3
11	38	R	1	Hayden WOOD	Kawasaki -	5	8:55.070	24.512	0.876	81.85	1:44.170	3
12	192	R	2	Benjamin ROWSWELL	Suzuki - DRM. Isenhurst.	5	8:57.621	27.063	2.551	81.46	1:45.225	5
13	88		11	David CARSON	Kawasaki - www.TwoDavesRacing.com	5	9:00.583	30.025	2.962	81.02	1:45.914	5
14	9		12	Vincent LEWIN	Suzuki - foreverlivingthatcham.co.uk	5	9:00.678	30.120	0.095	81.00	1:44.861	5
15	75	R	3	Stewart MAY	Honda -	5	9:01.342	30.784	0.664	80.90	1:45.855	5
16	87		13	Tristan REVELL	Suzuki - Bears repairs	5	9:07.755	37.197	6.413	79.96	1:47.439	2
17	23		14	Tham EVANS	Honda - Vanilla Electronics	5	9:11.270	40.712	3.515	79.45	1:47.334	5
18	48		15	Shaun WALLIS	Suzuki - Watling Tyres	5	9:11.747	41.189	0.477	79.38	1:48.374	5
19	52		16	Gary JARMAN	Kawasaki - G & S Motorcycle tyres	5	9:12.245	41.687	0.498	79.31	1:48.438	2
20	86	R	4	Steve RICHARDS	Honda -	5	9:16.724	46.166	4.479	78.67	1:49.196	2
21	85		17	James ROBINSON	Honda - claire palastanga ceramics	5	9:21.446	50.888	4.722	78.01	1:49.349	3
22	471	RMT	1	James LARTER	Suzuki -	5	9:28.974	58.416	7.528	76.97	1:43.832	5
23	175	RMT	2	Richard TYRER	Suzuki -	5	9:33.828	1:03.270	4.854	76.32	1:45.411	4
24	50		18	Steve YOUNG	Suzuki - Cadmatic Engineering	5	9:34.390	1:03.832	0.562	76.25	1:53.004	2
25	17	RMT	3	Ieva BAUBLYTE	Suzuki - 1st Moto Solutions	5	9:34.549	1:03.991	0.159	76.23	1:45.047	4
26	147	RMT	4	Thomas WATSON	Suzuki - Motorsportdays.com TEA Time Racing	5	9:35.322	1:04.764	0.773	76.12	1:45.522	3
27	113	RMT	5	Sam ELKINS	Suzuki - Me Old Man	5	9:37.935	1:07.377	2.613	75.78	1:46.113	4
28	74	RMT	6	Daniel SINGLETON	Suzuki - SDC	5	9:40.159	1:09.601	2.224	75.49	1:45.528	2
29	991	RMT	7	Marc CUNNINGHAM	Suzuki -	5	9:40.604	1:10.046	0.445	75.43	1:46.024	5
30	24	RMT	8	Alex SIMMONS	Suzuki - Westcountry Windings	5	9:41.644	1:11.086	1.040	75.30	1:46.902	5
31	42	RMT	9	Gary CARLIN	Suzuki -	5	9:49.640	1:19.082	7.996	74.28	1:48.941	3
32	99	RMT	10	Ben CATT	Suzuki -	5	10:00.990	1:30.432	11.350	72.87	1:49.982	4
33	57		19	Paul FISHER	Kawasaki -	5	10:11.197	1:40.639	10.207	71.66	1:50.317	5
34	155	RMT	11	Richard HARRIS	Suzuki - HP Racing	5	10:18.296	1:47.738	7.099	70.83	1:52.574	3
35	16	RMT	12	Geoff LANSDELL	Suzuki - EPG Domestic	5	10:22.136	1:51.578	3.840	70.40	1:54.117	4
36	959	RMT	13	James HOLLINS	Suzuki - J&S Accessories	5	10:28.369	1:57.811	6.233	69.70	1:56.111	4
37	143	RMT	14	Robert DAVIE	Suzuki -	4	8:35.004	1 Lap	1 Lap	68.03	1:57.442	3
38	31		20	Kelvin EVENDEN	Suzuki - Glosrose Group	4	8:42.781	1 Lap	7.777	67.02	1:58.022	2
39	130	RMT	15	Fraser GRINSTEAD	Suzuki - TRAPDOOR RACING	4	9:15.090	1 Lap	32.309	63.12	2:06.040	2

NOT CLASSIFIED

DNF	54			Adam JAMISON	Suzuki - AJ Racing	2	3:32.463	3 Laps	2 Laps	82.45	1:43.239	2

FASTEST LAP

43		Colin WALKEY	Kawasaki - ELP Racing	5	1:39.980	87.61 mph	141.00 kph
471	RMT	James LARTER	Suzuki -	5	1:43.832	84.36 mph	135.77 kph
38	R	Hayden WOOD	Kawasaki -	3	1:44.170	84.09 mph	135.33 kph

Class - 90% of Race Speed = 77.20 mph
Class R - 90% of Race Speed = 73.66 mph
Class RMT - 90% of Race Speed = 69.27 mph

Brands Hatch GP
Circuit Length = 2.4332 miles
Start: 16:36 Flag 16:45 End: 16:47

Weather / Track : Cloudy / Dry
These results are provisional until the conclusion of any judicial and technical matters.

Clerk Of Course :		Timekeeper :

Results can be found at www.tsl-timing.com

Printed - 16:47 Saturday, 20 August 2016

BMCRC - MRO Championships 2016 - Rnd 8 @ Brands Hatch GP

Thunderbike Sport & Rookie Minitwins

RACE 12 - LAP CHART

LAP 1 @ 16:38:20.414

NO	BEHIND	LAP TIME
4		1:47.005
77	0.502	1:47.507
43	0.742	1:47.747
2	1.487	1:48.492
93	1.870	1:48.875
186	1.929	1:48.934
47	2.141	1:49.146
54	2.219	1:49.224
3	5.598	1:52.603
192	6.104	1:53.109
19	6.499	1:53.504
88	6.960	1:53.965
444	7.101	1:54.106
75	8.415	1:55.420
38	8.469	1:55.474
9	8.849	1:55.854
87	9.332	1:56.337
48	9.659	1:56.664
86	9.910	1:56.915
52	10.466	1:57.471
23	10.947	1:57.952
85	11.855	1:58.860
50	13.883	2:00.888
471	42.621	2:29.626
74	43.437	2:30.442
17	43.943	2:30.948
175	44.029	2:31.034
147	44.171	2:31.176
24	44.870	2:31.875
42	45.163	2:32.168
113	45.397	2:32.402
991	46.363	2:33.368
959	51.749	2:38.754
99	51.815	2:38.820
155	52.357	2:39.362
16	53.035	2:40.040
57	53.123	2:40.128
143	55.291	2:42.296
31	57.316	2:44.321
130	1:04.853	2:51.858

LAP 2 @ 16:40:01.434

NO	BEHIND	LAP TIME
4		1:41.020
77	0.109	1:40.627
43	1.026	1:41.304
2	1.354	1:40.887
47	2.067	1:40.946
93	3.979	1:43.129
186	4.042	1:43.133
54	4.438	1:43.239
19	10.604	1:45.125
3	10.854	1:46.276
444	11.305	1:45.224
192	12.537	1:47.453
38	13.080	1:45.631
88	13.717	1:47.777
75	13.957	1:46.562
9	15.031	1:47.202
87	15.751	1:47.439
48	17.270	1:48.631
52	17.884	1:48.438
86	18.086	1:49.196
23	18.626	1:48.699
85	23.630	1:52.795
50	25.867	1:53.004
471	47.555	1:45.954
74	47.945	1:45.528
175	49.178	1:46.169
17	49.558	1:46.635
147	49.889	1:46.738
113	50.625	1:46.248
24	51.916	1:48.066
991	52.609	1:47.266
42	53.544	1:49.401
99	1:02.113	1:51.318
959	1:08.007	1:57.278
155	1:08.502	1:57.165
57	1:08.763	1:56.660
16	1:09.304	1:57.289
143	1:11.762	1:57.491
31	1:14.318	1:58.022
130	1:29.873	2:06.040

LAP 3 @ 16:41:42.700

NO	BEHIND	LAP TIME
77		1:41.157
4	0.112	1:41.378
43	0.826	1:41.066
47	1.433	1:40.632
2	1.485	1:41.397
186	4.200	1:41.424
93	7.105	1:44.392
19	13.944	1:44.606
3	14.393	1:44.805
444	15.371	1:45.332
38	15.984	1:44.170
192	17.751	1:46.480
88	18.954	1:46.503
75	19.349	1:46.658
9	20.407	1:46.642
87	22.403	1:47.918
48	25.431	1:49.427
52	25.590	1:48.972
23	26.086	1:48.726
86	26.388	1:49.568
85	31.713	1:49.349
50	37.947	1:53.346
471	51.478	1:45.189
74	52.736	1:46.057
175	53.648	1:45.736
147	54.145	1:45.522
17	54.903	1:46.611
113	55.851	1:46.492
24	58.160	1:47.510
991	58.724	1:47.381
42	1:01.219	1:48.941
99	1:11.727	1:50.880
155	1:19.810	1:52.574
57	1:19.963	1:52.466
16	1:24.211	1:56.173
959	1:24.459	1:57.718
143	1:27.938	1:57.442
31	1:33.619	2:00.567

LAP 4 @ 16:43:23.800

NO	BEHIND	LAP TIME
77		1:41.100
43	0.732	1:41.006
47	0.956	1:40.623
4	1.020	1:42.008
2	1.835	1:41.450
186	4.195	1:41.095
93	10.331	1:44.326
130	1 Lap	2:07.663
19	16.997	1:44.153
3	18.232	1:44.939
444	18.541	1:44.270
38	19.323	1:44.439
192	22.005	1:45.354
88	24.278	1:46.424
75	25.096	1:46.847
9	25.426	1:46.119
87	29.510	1:48.207
48	32.982	1:48.651
52	33.146	1:48.656
23	33.545	1:48.559
86	34.879	1:49.591
85	41.436	1:50.823
50	50.930	1:54.083
471	54.751	1:44.373
175	57.959	1:45.411
74	58.186	1:46.550
147	58.602	1:45.557
17	58.850	1:45.047
113	1:00.864	1:46.113
991	1:04.189	1:46.565
24	1:04.351	1:47.291
42	1:09.694	1:49.575
99	1:20.609	1:49.982
57	1:30.489	1:51.626
155	1:33.774	1:55.064
16	1:37.228	1:54.117
959	1:39.470	1:56.111

LAP 5 @ 16:45:03.967

NO	BEHIND	LAP TIME
77		1:40.167
43	0.545	1:39.980
47	1.204	1:40.415
4	2.791	1:41.938
2	3.588	1:41.920
143	1 Lap	1:57.775
186	5.536	1:41.508
31	1 Lap	1:59.871
93	15.883	1:45.719
19	21.157	1:44.327
444	23.557	1:45.183
3	23.636	1:45.571
38	24.512	1:45.356
192	27.063	1:45.225
88	30.025	1:45.914
9	30.120	1:44.861
75	30.784	1:45.855
87	37.197	1:47.854
23	40.712	1:47.334
48	41.189	1:48.374
52	41.687	1:48.708
130	1 Lap	2:09.529
86	46.166	1:51.454
85	50.888	1:49.619
471	58.416	1:43.832
175	1:03.270	1:45.478
50	1:03.832	1:53.069
17	1:03.991	1:45.308
147	1:04.764	1:46.329
113	1:07.377	1:46.680
74	1:09.601	1:51.582
991	1:10.046	1:46.024
24	1:11.086	1:46.902
42	1:19.082	1:49.555
99	1:30.432	1:49.990
57	1:40.639	1:50.317
155	1:47.738	1:54.131
16	1:51.578	1:54.517
959	1:57.811	1:58.508

Brands Hatch GP
Circuit Length = 2.4332 miles
Start: 16:36 Flag 16:45 End: 16:47

Weather / Track : Cloudy / Dry

Results can be found at www.tsl-timing.com

Printed - 16:50 Saturday, 20 August 2016

BMCRC - MRO Championships 2016 - Rnd 8 @ Brands Hatch GP

Thunderbike Sport & Rookie Minitwins

RACE 12 - SECTOR ANALYSIS

SECTOR 1 = FL to I1, SECTOR 2 = I1 to I2, SECTOR 3 = I2 to FL, DIFF = Difference To Personal Best Lap

P1 77 David MAY Ducati - BBs and taggraceing

IDEAL LAP TIME : 1:39.996 BEST LAP TIME : 1:40.167 DIFFERENCE : 0.171

LAP	SECTOR 1	SECTOR 2	SECTOR 3	LAP TIME	MPH	DIFF	TIME OF DAY
1 -			24.111	1:47.507	81.48	7.340	16:38:20.916
2 -	32.044	45.114	23.469	1:40.627 (2)	87.05	0.460	16:40:01.543
3 -	32.273	***44.769***	24.115	1:41.157	86.59	0.990	16:41:42.700
4 -	32.208	45.446	23.446	1:41.100 (3)	86.64	0.933	16:43:23.800
5 -	***31.983***	44.940	***23.244***	***1:40.167*** (1)	***87.45***		***16:45:03.967***

P2 43 Colin WALKEY Kawasaki - ELP Racing

IDEAL LAP TIME : 1:39.980 BEST LAP TIME : 1:39.980 DIFFERENCE : 0.000

LAP	SECTOR 1	SECTOR 2	SECTOR 3	LAP TIME	MPH	DIFF	TIME OF DAY
1 -			24.291	1:47.747	81.30	7.767	16:38:21.156
2 -	32.511	45.166	23.627	1:41.304	86.47	1.324	16:40:02.460
3 -	32.181	45.146	23.739	1:41.066 (3)	86.67	1.086	16:41:43.526
4 -	32.388	44.974	23.644	1:41.006 (2)	86.72	1.026	16:43:24.532
5 -	***31.767***	***44.686***	***23.527***	***1:39.980*** (1)	***87.61***		***16:45:04.512***

P3 47 Mark TROWELL Yamaha - ELP Racing

IDEAL LAP TIME : 1:39.937 BEST LAP TIME : 1:40.415 DIFFERENCE : 0.478

LAP	SECTOR 1	SECTOR 2	SECTOR 3	LAP TIME	MPH	DIFF	TIME OF DAY
1 -			23.781	1:49.146	80.25	8.731	16:38:22.555
2 -	32.667	***44.638***	23.641	1:40.946	86.77	0.531	16:40:03.501
3 -	***31.983***	44.909	23.740	1:40.632 (3)	87.04	0.217	16:41:44.133
4 -	32.263	45.044	***23.316***	1:40.623 (2)	87.05	0.208	16:43:24.756
5 -	32.145	44.694	23.576	***1:40.415*** (1)	***87.23***		***16:45:05.171***

P4 4 Jake POVAH Suzuki - www.78plate.com

IDEAL LAP TIME : 1:40.833 BEST LAP TIME : 1:41.020 DIFFERENCE : 0.187

LAP	SECTOR 1	SECTOR 2	SECTOR 3	LAP TIME	MPH	DIFF	TIME OF DAY
1 -			24.056	1:47.005	81.86	5.985	16:38:20.414
2 -	***31.809***	45.472	23.739	***1:41.020*** (1)	***86.71***		***16:40:01.434***
3 -	31.891	***45.311***	24.176	1:41.378 (2)	86.40	0.358	16:41:42.812
4 -	32.209	46.047	23.752	1:42.008	85.87	0.988	16:43:24.820
5 -	32.301	45.924	***23.713***	1:41.938 (3)	85.93	0.918	16:45:06.758

P5 2 Andrew GILL Kawasaki - RMKD Racing

IDEAL LAP TIME : 1:40.617 BEST LAP TIME : 1:40.887 DIFFERENCE : 0.270

LAP	SECTOR 1	SECTOR 2	SECTOR 3	LAP TIME	MPH	DIFF	TIME OF DAY
1 -			24.255	1:48.492	80.74	7.605	16:38:21.901
2 -	32.093	45.234	***23.560***	***1:40.887*** (1)	***86.82***		***16:40:02.788***
3 -	32.154	***45.202***	24.041	1:41.397 (2)	86.39	0.510	16:41:44.185
4 -	31.933	45.788	23.729	1:41.450 (3)	86.34	0.563	16:43:25.635
5 -	***31.855***	45.944	24.121	1:41.920	85.94	1.033	16:45:07.555

P6 186 Paul WITHERINGTON Suzuki - P&R plumbing

IDEAL LAP TIME : 1:40.778 BEST LAP TIME : 1:41.095 DIFFERENCE : 0.317

LAP	SECTOR 1	SECTOR 2	SECTOR 3	LAP TIME	MPH	DIFF	TIME OF DAY
1 -			24.468	1:48.934	80.41	7.839	16:38:22.343
2 -	33.290	45.432	24.411	1:43.133	84.93	2.038	16:40:05.476
3 -	32.153	***45.268***	***24.003***	1:41.424 (2)	86.36	0.329	16:41:46.900
4 -	31.719	45.369	24.007	***1:41.095*** (1)	***86.64***		***16:43:27.995***
5 -	***31.507***	45.684	24.317	1:41.508 (3)	86.29	0.413	16:45:09.503

P7 93 Jack WALLIS Suzuki - Grumpdad and Watling Tyres

IDEAL LAP TIME : 1:43.129 BEST LAP TIME : 1:43.129 DIFFERENCE : 0.000

LAP	SECTOR 1	SECTOR 2	SECTOR 3	LAP TIME	MPH	DIFF	TIME OF DAY

Weather / Track : Cloudy / Dry

Brands Hatch GP
Circuit Length = 2.4332 miles
Start: 16:36 Flag 16:45 End: 16:47

BMCRC - MRO Championships 2016 - Rnd 8 @ Brands Hatch GP

Thunderbike Sport & Rookie Minitwins

RACE 12 - SECTOR ANALYSIS

SECTOR 1 = FL to I1, SECTOR 2 = I1 to I2, SECTOR 3 = I2 to FL, DIFF = Difference To Personal Best Lap

1 -			24.995	1:48.875	80.45	5.746	16:38:22.284
2 -	***32.525***	***46.066***	***24.538***	***1:43.129*** **(1)**	***84.94***		***16:40:05.413***
3 -	33.068	46.452	24.872	1:44.392 **(3)**	83.91	1.263	16:41:49.805
4 -	32.542	47.060	24.724	1:44.326 **(2)**	83.96	1.197	16:43:34.131
5 -	33.059	47.865	24.795	1:45.719	82.85	2.590	16:45:19.850

P8 19 Kevin LILLEY Suzuki - Vanson Leathers

IDEAL LAP TIME : 1:43.859 BEST LAP TIME : 1:44.153 DIFFERENCE : 0.294

LAP	SECTOR 1	SECTOR 2	SECTOR 3	LAP TIME	MPH	DIFF	TIME OF DAY
1 -			25.201	1:53.504	77.17	9.351	16:38:26.913
2 -	33.520	46.981	24.624	1:45.125	83.32	0.972	16:40:12.038
3 -	32.925	***46.448***	25.233	1:44.606 **(3)**	83.74	0.453	16:41:56.644
4 -	***32.821***	46.685	24.647	***1:44.153*** **(1)**	***84.10***		***16:43:40.797***
5 -	33.095	46.642	***24.590***	1:44.327 **(2)**	83.96	0.174	16:45:25.124

P9 444 Mark WILLIAMS Suzuki - F.C.L MOTORCYCLES

IDEAL LAP TIME : 1:44.060 BEST LAP TIME : 1:44.270 DIFFERENCE : 0.210

LAP	SECTOR 1	SECTOR 2	SECTOR 3	LAP TIME	MPH	DIFF	TIME OF DAY
1 -			25.100	1:54.106	76.76	9.836	16:38:27.515
2 -	33.359	47.243	24.622	1:45.224 **(3)**	83.24	0.954	16:40:12.739
3 -	33.752	46.934	24.646	1:45.332	83.16	1.062	16:41:58.071
4 -	***32.909***	46.980	***24.381***	***1:44.270*** **(1)**	***84.01***		***16:43:42.341***
5 -	33.775	***46.770***	24.638	1:45.183 **(2)**	83.28	0.913	16:45:27.524

P10 3 Marcus NEWALL Yamaha - Mum & Dad

IDEAL LAP TIME : 1:44.642 BEST LAP TIME : 1:44.805 DIFFERENCE : 0.163

LAP	SECTOR 1	SECTOR 2	SECTOR 3	LAP TIME	MPH	DIFF	TIME OF DAY
1 -			25.107	1:52.603	77.79	7.798	16:38:26.012
2 -	34.355	47.513	24.408	1:46.276	82.42	1.471	16:40:12.288
3 -	33.660	***46.717***	24.428	***1:44.805*** **(1)**	***83.58***		***16:41:57.093***
4 -	***33.554***	47.014	***24.371***	1:44.939 **(2)**	83.47	0.134	16:43:42.032
5 -	33.825	46.760	24.986	1:45.571 **(3)**	82.97	0.766	16:45:27.603

P11 38 R Hayden WOOD Kawasaki -

IDEAL LAP TIME : 1:43.660 BEST LAP TIME : 1:44.170 DIFFERENCE : 0.510

LAP	SECTOR 1	SECTOR 2	SECTOR 3	LAP TIME	MPH	DIFF	TIME OF DAY
1 -			25.621	1:55.474	75.85	11.304	16:38:28.883
2 -	***32.610***	48.073	24.948	1:45.631	82.92	1.461	16:40:14.514
3 -	32.678	46.866	***24.626***	***1:44.170*** **(1)**	***84.09***		***16:41:58.684***
4 -	32.674	46.710	25.055	1:44.439 **(2)**	83.87	0.269	16:43:43.123
5 -	33.466	***46.424***	25.466	1:45.356 **(3)**	83.14	1.186	16:45:28.479

P12 192 R Benjamin ROWSWELL Suzuki - DRM. Isenhurst.

IDEAL LAP TIME : 1:45.091 BEST LAP TIME : 1:45.225 DIFFERENCE : 0.134

LAP	SECTOR 1	SECTOR 2	SECTOR 3	LAP TIME	MPH	DIFF	TIME OF DAY
1 -			25.013	1:53.109	77.44	7.884	16:38:26.518
2 -	34.221	48.562	24.670	1:47.453	81.52	2.228	16:40:13.971
3 -	33.879	47.727	24.874	1:46.480 **(3)**	82.26	1.255	16:42:00.451
4 -	***33.253***	***47.718***	24.383	1:45.354 **(2)**	83.14	0.129	16:43:45.805
5 -	33.371	47.734	***24.120***	***1:45.225*** **(1)**	***83.24***		***16:45:31.030***

P13 88 David CARSON Kawasaki - www.TwoDavesRacing.com

IDEAL LAP TIME : 1:45.870 BEST LAP TIME : 1:45.914 DIFFERENCE : 0.044

LAP	SECTOR 1	SECTOR 2	SECTOR 3	LAP TIME	MPH	DIFF	TIME OF DAY
1 -			25.090	1:53.965	76.86	8.051	16:38:27.374
2 -	33.910	48.761	25.106	1:47.777	81.27	1.863	16:40:15.151
3 -	33.405	***47.890***	25.208	1:46.503 **(3)**	82.24	0.589	16:42:01.654
4 -	33.416	48.049	24.959	1:46.424 **(2)**	82.31	0.510	16:43:48.078

Weather / Track : Cloudy / Dry

Brands Hatch GP
Circuit Length = 2.4332 miles
Start: 16:36 Flag 16:45 End: 16:47

BMCRC - MRO Championships 2016 - Rnd 8 @ Brands Hatch GP

Thunderbike Sport & Rookie Minitwins

RACE 12 - SECTOR ANALYSIS

SECTOR 1 = FL to I1, SECTOR 2 = I1 to I2, SECTOR 3 = I2 to FL, DIFF = Difference To Personal Best Lap

5 -	***33.088***	47.934	***24.892***	***1:45.914***	**(1)**	***82.70***	***16:45:33.992***

P14 9 Vincent LEWIN Suzuki - foreverlivingthatcham.co.uk

IDEAL LAP TIME : 1:44.667 BEST LAP TIME : 1:44.861 DIFFERENCE : 0.194

LAP	SECTOR 1	SECTOR 2	SECTOR 3	LAP TIME		MPH	DIFF	TIME OF DAY
1 -			25.591	1:55.854		75.61	10.993	16:38:29.263
2 -	33.717	48.179	25.306	1:47.202		81.71	2.341	16:40:16.465
3 -	33.783	47.374	25.485	1:46.642	**(3)**	82.14	1.781	16:42:03.107
4 -	***33.475***	47.846	24.798	1:46.119	**(2)**	82.54	1.258	16:43:49.226
5 -	33.669	***46.553***	***24.639***	***1:44.861***	**(1)**	***83.53***		***16:45:34.087***

P15 75 R Stewart MAY Honda -

IDEAL LAP TIME : 1:45.776 BEST LAP TIME : 1:45.855 DIFFERENCE : 0.079

LAP	SECTOR 1	SECTOR 2	SECTOR 3	LAP TIME		MPH	DIFF	TIME OF DAY
1 -			25.451	1:55.420		75.89	9.565	16:38:28.829
2 -	***33.637***	48.368	24.557	1:46.562	**(2)**	82.20	0.707	16:40:15.391
3 -	33.777	48.101	24.780	1:46.658	**(3)**	82.13	0.803	16:42:02.049
4 -	33.726	48.468	24.653	1:46.847		81.98	0.992	16:43:48.896
5 -	33.716	***47.830***	***24.309***	***1:45.855***	**(1)**	***82.75***		***16:45:34.751***

P16 87 Tristan REVELL Suzuki - Bears repairs

IDEAL LAP TIME : 1:46.852 BEST LAP TIME : 1:47.439 DIFFERENCE : 0.587

LAP	SECTOR 1	SECTOR 2	SECTOR 3	LAP TIME		MPH	DIFF	TIME OF DAY
1 -			26.032	1:56.337		75.29	8.898	16:38:29.746
2 -	***33.633***	***47.916***	25.890	***1:47.439***	**(1)**	***81.53***		***16:40:17.185***
3 -	34.239	48.145	25.534	1:47.918	**(3)**	81.17	0.479	16:42:05.103
4 -	34.009	48.793	25.405	1:48.207		80.95	0.768	16:43:53.310
5 -	34.081	48.470	***25.303***	1:47.854	**(2)**	81.21	0.415	16:45:41.164

P17 23 Tham EVANS Honda - Vanilla Electronics

IDEAL LAP TIME : 1:47.012 BEST LAP TIME : 1:47.334 DIFFERENCE : 0.322

LAP	SECTOR 1	SECTOR 2	SECTOR 3	LAP TIME		MPH	DIFF	TIME OF DAY
1 -			25.336	1:57.952		74.26	10.618	16:38:31.361
2 -	34.135	49.136	25.428	1:48.699	**(3)**	80.58	1.365	16:40:20.060
3 -	33.984	49.145	25.597	1:48.726		80.56	1.392	16:42:08.786
4 -	34.112	49.197	***25.250***	1:48.559	**(2)**	80.69	1.225	16:43:57.345
5 -	***33.867***	***47.895***	25.572	***1:47.334***	**(1)**	***81.61***		***16:45:44.679***

P18 48 Shaun WALLIS Suzuki - Watling Tyres

IDEAL LAP TIME : 1:48.374 BEST LAP TIME : 1:48.374 DIFFERENCE : 0.000

LAP	SECTOR 1	SECTOR 2	SECTOR 3	LAP TIME		MPH	DIFF	TIME OF DAY
1 -			25.512	1:56.664		75.08	8.290	16:38:30.073
2 -	34.252	48.826	25.553	1:48.631	**(2)**	80.63	0.257	16:40:18.704
3 -	34.852	***48.748***	25.827	1:49.427		80.05	1.053	16:42:08.131
4 -	34.425	48.774	25.452	1:48.651	**(3)**	80.62	0.277	16:43:56.782
5 -	***34.216***	***48.748***	***25.410***	***1:48.374***	**(1)**	***80.82***		***16:45:45.156***

P19 52 Gary JARMAN Kawasaki - G & S Motorcycle tyres

IDEAL LAP TIME : 1:48.096 BEST LAP TIME : 1:48.438 DIFFERENCE : 0.342

LAP	SECTOR 1	SECTOR 2	SECTOR 3	LAP TIME		MPH	DIFF	TIME OF DAY
1 -			25.283	1:57.471		74.57	9.033	16:38:30.880
2 -	***34.287***	***48.552***	25.599	***1:48.438***	**(1)**	***80.78***		***16:40:19.318***
3 -	34.454	49.261	***25.257***	1:48.972		80.38	0.534	16:42:08.290
4 -	34.448	48.925	25.283	1:48.656	**(2)**	80.61	0.218	16:43:56.946
5 -	34.636	48.604	25.468	1:48.708	**(3)**	80.58	0.270	16:45:45.654

Weather / Track : Cloudy / Dry

Brands Hatch GP
Circuit Length = 2.4332 miles
Start: 16:36 Flag 16:45 End: 16:47

BMCRC - MRO Championships 2016 - Rnd 8 @ Brands Hatch GP

Thunderbike Sport & Rookie Minitwins

RACE 12 - SECTOR ANALYSIS

SECTOR 1 = FL to I1, SECTOR 2 = I1 to I2, SECTOR 3 = I2 to FL, DIFF = Difference To Personal Best Lap

P20 86 R Steve RICHARDS Honda -

IDEAL LAP TIME : 1:48.649 BEST LAP TIME : 1:49.196 DIFFERENCE : 0.547

LAP	SECTOR 1	SECTOR 2	SECTOR 3	LAP TIME	MPH	DIFF	TIME OF DAY
1 -			***25.166***	1:56.915	74.92	7.719	16:38:30.324
2 -	35.087	48.853	25.256	***1:49.196*** **(1)**	***80.22***		***16:40:19.520***
3 -	35.640	***48.551***	25.377	1:49.568 **(2)**	79.94	0.372	16:42:09.088
4 -	***34.932***	49.073	25.586	1:49.591 **(3)**	79.93	0.395	16:43:58.679
5 -	35.665	49.465	26.324	1:51.454	78.59	2.258	16:45:50.133

P21 85 James ROBINSON Honda - claire palastanga ceramics

IDEAL LAP TIME : 1:49.005 BEST LAP TIME : 1:49.349 DIFFERENCE : 0.344

LAP	SECTOR 1	SECTOR 2	SECTOR 3	LAP TIME	MPH	DIFF	TIME OF DAY
1 -			25.794	1:58.860	73.69	9.511	16:38:32.269
2 -	37.672	49.483	***25.640***	1:52.795	77.66	3.446	16:40:25.064
3 -	***34.536***	48.982	25.831	***1:49.349*** **(1)**	***80.10***		***16:42:14.413***
4 -	34.725	50.065	26.033	1:50.823 **(3)**	79.04	1.474	16:44:05.236
5 -	34.842	***48.829***	25.948	1:49.619 **(2)**	79.91	0.270	16:45:54.855

P22 471 RMT James LARTER Suzuki -

IDEAL LAP TIME : 1:43.684 BEST LAP TIME : 1:43.832 DIFFERENCE : 0.148

LAP	SECTOR 1	SECTOR 2	SECTOR 3	LAP TIME	MPH	DIFF	TIME OF DAY
1 -		48.156	24.926	2:29.626	58.54	45.794	16:39:03.035
2 -	33.463	47.523	24.968	1:45.954	82.67	2.122	16:40:48.989
3 -	33.103	47.219	24.867	1:45.189 **(3)**	83.27	1.357	16:42:34.178
4 -	32.780	***47.037***	24.556	1:44.373 **(2)**	83.92	0.541	16:44:18.551
5 -	***32.205***	47.185	***24.442***	***1:43.832*** **(1)**	***84.36***		***16:46:02.383***

P23 175 RMT Richard TYRER Suzuki -

IDEAL LAP TIME : 1:45.026 BEST LAP TIME : 1:45.411 DIFFERENCE : 0.385

LAP	SECTOR 1	SECTOR 2	SECTOR 3	LAP TIME	MPH	DIFF	TIME OF DAY
1 -		48.717	25.214	2:31.034	57.99	45.623	16:39:04.443
2 -	33.903	47.279	24.987	1:46.169	82.50	0.758	16:40:50.612
3 -	33.787	***47.051***	24.898	1:45.736 **(3)**	82.84	0.325	16:42:36.348
4 -	33.331	47.257	***24.823***	***1:45.411*** **(1)**	***83.10***		***16:44:21.759***
5 -	***33.152***	47.304	25.022	1:45.478 **(2)**	83.04	0.067	16:46:07.237

P24 50 Steve YOUNG Suzuki - Cadmatic Engineering

IDEAL LAP TIME : 1:52.376 BEST LAP TIME : 1:53.004 DIFFERENCE : 0.628

LAP	SECTOR 1	SECTOR 2	SECTOR 3	LAP TIME	MPH	DIFF	TIME OF DAY
1 -			***26.162***	2:00.888	72.46	7.884	16:38:34.297
2 -	36.048	50.527	26.429	***1:53.004*** **(1)**	***77.51***		***16:40:27.301***
3 -	36.139	***50.422***	26.785	1:53.346 **(3)**	77.28	0.342	16:42:20.647
4 -	36.159	51.461	26.463	1:54.083	76.78	1.079	16:44:14.730
5 -	***35.792***	50.882	26.395	1:53.069 **(2)**	77.47	0.065	16:46:07.799

P25 17 RMT Ieva BAUBLYTE Suzuki - 1st Moto Solutions

IDEAL LAP TIME : 1:44.469 BEST LAP TIME : 1:45.047 DIFFERENCE : 0.578

LAP	SECTOR 1	SECTOR 2	SECTOR 3	LAP TIME	MPH	DIFF	TIME OF DAY
1 -		48.739	25.455	2:30.948	58.03	45.901	16:39:04.357
2 -	34.185	47.458	24.992	1:46.635	82.14	1.588	16:40:50.992
3 -	33.981	47.585	25.045	1:46.611 **(3)**	82.16	1.564	16:42:37.603
4 -	***33.234***	47.144	24.669	***1:45.047*** **(1)**	***83.38***		***16:44:22.650***
5 -	34.073	***46.606***	***24.629***	1:45.308 **(2)**	83.18	0.261	16:46:07.958

P26 147 RMT Thomas WATSON Suzuki - Motorsportdays.com TEA Time Racing

IDEAL LAP TIME : 1:45.135 BEST LAP TIME : 1:45.522 DIFFERENCE : 0.387

LAP	SECTOR 1	SECTOR 2	SECTOR 3	LAP TIME	MPH	DIFF	TIME OF DAY

Weather / Track : Cloudy / Dry

Brands Hatch GP
Circuit Length = 2.4332 miles
Start: 16:36 Flag 16:45 End: 16:47

BMCRC - MRO Championships 2016 - Rnd 8 @ Brands Hatch GP

Thunderbike Sport & Rookie Minitwins

RACE 12 - SECTOR ANALYSIS

SECTOR 1 = FL to I1, SECTOR 2 = I1 to I2, SECTOR 3 = I2 to FL, DIFF = Difference To Personal Best Lap

1 -		47.955	25.126	2:31.176		57.94	45.654	16:39:04.585
2 -	33.990	47.704	25.044	1:46.738		82.06	1.216	16:40:51.323
3 -	***33.201***	47.384	24.937	***1:45.522***	**(1)**	***83.01***		***16:42:36.845***
4 -	33.271	47.416	***24.870***	1:45.557	**(2)**	82.98	0.035	16:44:22.402
5 -	34.383	***47.064***	24.882	1:46.329	**(3)**	82.38	0.807	16:46:08.731

P27 113 RMT Sam ELKINS Suzuki - Me Old Man

IDEAL LAP TIME : 1:45.103 BEST LAP TIME : 1:46.113 DIFFERENCE : 1.010

LAP	SECTOR 1	SECTOR 2	SECTOR 3	LAP TIME		MPH	DIFF	TIME OF DAY
1 -		48.370	24.960	2:32.402		57.47	46.289	16:39:05.811
2 -	34.337	***47.022***	***24.889***	1:46.248	**(2)**	82.44	0.135	16:40:52.059
3 -	34.122	47.453	24.917	1:46.492	**(3)**	82.25	0.379	16:42:38.551
4 -	***33.192***	47.890	25.031	***1:46.113***	**(1)**	***82.55***		***16:44:24.664***
5 -	33.690	47.775	25.215	1:46.680		82.11	0.567	16:46:11.344

P28 74 RMT Daniel SINGLETON Suzuki - SDC

IDEAL LAP TIME : 1:44.588 BEST LAP TIME : 1:45.528 DIFFERENCE : 0.940

LAP	SECTOR 1	SECTOR 2	SECTOR 3	LAP TIME		MPH	DIFF	TIME OF DAY
1 -		48.695	24.899	2:30.442		58.22	44.914	16:39:03.851
2 -	33.300	***47.160***	25.068	***1:45.528***	**(1)**	***83.00***		***16:40:49.379***
3 -	33.540	47.257	25.260	1:46.057	**(2)**	82.59	0.529	16:42:35.436
4 -	***32.658***	49.122	***24.770***	1:46.550	**(3)**	82.21	1.022	16:44:21.986
5 -	36.895	49.815	24.872	1:51.582		78.50	6.054	16:46:13.568

P29 991 RMT Marc CUNNINGHAM Suzuki -

IDEAL LAP TIME : 1:45.491 BEST LAP TIME : 1:46.024 DIFFERENCE : 0.533

LAP	SECTOR 1	SECTOR 2	SECTOR 3	LAP TIME		MPH	DIFF	TIME OF DAY
1 -		49.059	25.349	2:33.368		57.11	47.344	16:39:06.777
2 -	34.435	47.630	25.201	1:47.266	**(3)**	81.66	1.242	16:40:54.043
3 -	34.131	47.930	25.320	1:47.381		81.57	1.357	16:42:41.424
4 -	***33.520***	***47.443***	25.602	1:46.565	**(2)**	82.20	0.541	16:44:27.989
5 -	33.562	47.934	***24.528***	***1:46.024***	**(1)**	***82.62***		***16:46:14.013***

P30 24 RMT Alex SIMMONS Suzuki - Westcountry Windings

IDEAL LAP TIME : 1:46.777 BEST LAP TIME : 1:46.902 DIFFERENCE : 0.125

LAP	SECTOR 1	SECTOR 2	SECTOR 3	LAP TIME		MPH	DIFF	TIME OF DAY
1 -		48.265	25.401	2:31.875		57.67	44.973	16:39:05.284
2 -	34.412	48.274	***25.380***	1:48.066		81.06	1.164	16:40:53.350
3 -	33.778	48.150	25.582	1:47.510	**(3)**	81.47	0.608	16:42:40.860
4 -	33.675	47.968	25.648	1:47.291	**(2)**	81.64	0.389	16:44:28.151
5 -	***33.568***	***47.829***	25.505	***1:46.902***	**(1)**	***81.94***		***16:46:15.053***

P31 42 RMT Gary CARLIN Suzuki -

IDEAL LAP TIME : 1:47.746 BEST LAP TIME : 1:48.941 DIFFERENCE : 1.195

LAP	SECTOR 1	SECTOR 2	SECTOR 3	LAP TIME		MPH	DIFF	TIME OF DAY
1 -		***48.636***	***24.924***	2:32.168		57.56	43.227	16:39:05.577
2 -	34.870	49.366	25.165	1:49.401	**(2)**	80.07	0.460	16:40:54.978
3 -	34.432	49.132	25.377	***1:48.941***	**(1)**	***80.40***		***16:42:43.919***
4 -	***34.186***	50.062	25.327	1:49.575		79.94	0.634	16:44:33.494
5 -	34.438	49.404	25.713	1:49.555	**(3)**	79.95	0.614	16:46:23.049

P32 99 RMT Ben CATT Suzuki -

IDEAL LAP TIME : 1:49.546 BEST LAP TIME : 1:49.982 DIFFERENCE : 0.436

LAP	SECTOR 1	SECTOR 2	SECTOR 3	LAP TIME		MPH	DIFF	TIME OF DAY
1 -		51.450	26.500	2:38.820		55.15	48.838	16:39:12.229
2 -	35.635	49.834	***25.849***	1:51.318		78.69	1.336	16:41:03.547
3 -	34.745	49.873	26.262	1:50.880	**(3)**	79.00	0.898	16:42:54.427
4 -	***34.291***	49.671	26.020	***1:49.982***	**(1)**	***79.64***		***16:44:44.409***

Brands Hatch GP
Circuit Length = 2.4332 miles
Start: 16:36 Flag 16:45 End: 16:47

Weather / Track : Cloudy / Dry

BMCRC - MRO Championships 2016 - Rnd 8 @ Brands Hatch GP

Thunderbike Sport & Rookie Minitwins

RACE 12 - SECTOR ANALYSIS

SECTOR 1 = FL to I1, SECTOR 2 = I1 to I2, SECTOR 3 = I2 to FL, DIFF = Difference To Personal Best Lap

5 -	34.426	***49.406***	26.158	1:49.990 **(2)**	79.64	0.008	16:46:34.399

P33 57 Paul FISHER Kawasaki -

IDEAL LAP TIME : 1:50.317 BEST LAP TIME : 1:50.317 DIFFERENCE : 0.000

LAP	SECTOR 1	SECTOR 2	SECTOR 3	LAP TIME	MPH	DIFF	TIME OF DAY
1 -		51.999	26.307	2:40.128	54.70	49.811	16:39:13.537
2 -	37.165	52.665	26.830	1:56.660	75.08	6.343	16:41:10.197
3 -	35.818	50.411	26.237	1:52.466 **(3)**	77.88	2.149	16:43:02.663
4 -	35.824	49.961	25.841	1:51.626 **(2)**	78.47	1.309	16:44:54.289
5 -	***35.314***	***49.397***	***25.606***	***1:50.317*** **(1)**	***79.40***		***16:46:44.606***

P34 155 RMT Richard HARRIS Suzuki - HP Racing

IDEAL LAP TIME : 1:52.512 BEST LAP TIME : 1:52.574 DIFFERENCE : 0.062

LAP	SECTOR 1	SECTOR 2	SECTOR 3	LAP TIME	MPH	DIFF	TIME OF DAY
1 -		51.769	26.409	2:39.362	54.96	46.788	16:39:12.771
2 -	37.193	53.089	26.883	1:57.165	74.76	4.591	16:41:09.936
3 -	***35.614***	***50.672***	26.288	***1:52.574*** **(1)**	***77.81***		***16:43:02.510***
4 -	36.503	52.252	26.309	1:55.064 **(3)**	76.13	2.490	16:44:57.574
5 -	36.474	51.431	***26.226***	1:54.131 **(2)**	76.75	1.557	16:46:51.705

P35 16 RMT Geoff LANSDELL Suzuki - EPG Domestic

IDEAL LAP TIME : 1:54.000 BEST LAP TIME : 1:54.117 DIFFERENCE : 0.117

LAP	SECTOR 1	SECTOR 2	SECTOR 3	LAP TIME	MPH	DIFF	TIME OF DAY
1 -		51.885	26.521	2:40.040	54.73	45.923	16:39:13.449
2 -	37.128	53.410	26.751	1:57.289	74.68	3.172	16:41:10.738
3 -	37.134	52.722	***26.317***	1:56.173 **(3)**	75.40	2.056	16:43:06.911
4 -	***36.469***	***51.214***	26.434	***1:54.117*** **(1)**	***76.76***		***16:45:01.028***
5 -	36.603	51.240	26.674	1:54.517 **(2)**	76.49	0.400	16:46:55.545

P36 959 RMT James HOLLINS Suzuki - J&S Accessories

IDEAL LAP TIME : 1:55.912 BEST LAP TIME : 1:56.111 DIFFERENCE : 0.199

LAP	SECTOR 1	SECTOR 2	SECTOR 3	LAP TIME	MPH	DIFF	TIME OF DAY
1 -		***51.958***	26.605	2:38.754	55.17	42.643	16:39:12.163
2 -	***37.573***	53.042	26.663	1:57.278 **(2)**	74.69	1.167	16:41:09.441
3 -	38.046	52.722	26.950	1:57.718 **(3)**	74.41	1.607	16:43:07.159
4 -	37.677	52.053	***26.381***	***1:56.111*** **(1)**	***75.44***		***16:45:03.270***
5 -	39.463	52.499	26.546	1:58.508	73.91	2.397	16:47:01.778

P37 143 RMT Robert DAVIE Suzuki -

IDEAL LAP TIME : 1:55.770 BEST LAP TIME : 1:57.442 DIFFERENCE : 1.672

LAP	SECTOR 1	SECTOR 2	SECTOR 3	LAP TIME	MPH	DIFF	TIME OF DAY
1 -		***52.043***	***26.678***	2:42.296	53.97	44.854	16:39:15.705
2 -	***37.049***	53.177	27.265	1:57.491 **(2)**	74.55	0.049	16:41:13.196
3 -	37.185	53.100	27.157	***1:57.442*** **(1)**	***74.58***		***16:43:10.638***
4 -	37.421	53.103	27.251	1:57.775 **(3)**	74.37	0.333	16:45:08.413

P38 31 Kelvin EVENDEN Suzuki - Glosrose Group

IDEAL LAP TIME : 1:57.655 BEST LAP TIME : 1:58.022 DIFFERENCE : 0.367

LAP	SECTOR 1	SECTOR 2	SECTOR 3	LAP TIME	MPH	DIFF	TIME OF DAY
1 -		***52.476***	***28.049***	2:44.321	53.30	46.299	16:39:17.730
2 -	***37.130***	52.509	28.383	***1:58.022*** **(1)**	***74.22***		***16:41:15.752***
3 -	37.681	54.112	28.774	2:00.567 **(3)**	72.65	2.545	16:43:16.319
4 -	37.528	53.599	28.744	1:59.871 **(2)**	73.07	1.849	16:45:16.190

P39 130 RMT Fraser GRINSTEAD Suzuki - TRAPDOOR RACING

IDEAL LAP TIME : 2:05.473 BEST LAP TIME : 2:06.040 DIFFERENCE : 0.567

LAP	SECTOR 1	SECTOR 2	SECTOR 3	LAP TIME	MPH	DIFF	TIME OF DAY

Weather / Track : Cloudy / Dry

Brands Hatch GP
Circuit Length = 2.4332 miles
Start: 16:36 Flag 16:45 End: 16:47

BMCRC - MRO Championships 2016 - Rnd 8 @ Brands Hatch GP

Thunderbike Sport & Rookie Minitwins

RACE 12 - SECTOR ANALYSIS

SECTOR 1 = FL to I1, SECTOR 2 = I1 to I2, SECTOR 3 = I2 to FL, DIFF = Difference To Personal Best Lap

1 -		***56.855***	28.886	2:51.858		50.97	45.818	16:39:25.267
2 -	40.046	57.250	***28.744***	***2:06.040***	**(1)**	***69.50***		***16:41:31.307***
3 -	39.960	58.625	29.078	2:07.663	**(2)**	68.61	1.623	16:43:38.970
4 -	***39.874***	59.526	30.129	2:09.529	**(3)**	67.62	3.489	16:45:48.499

P40 54 Adam JAMISON Suzuki - AJ Racing

IDEAL LAP TIME : 1:42.475 BEST LAP TIME : 1:43.239 DIFFERENCE : 0.764

LAP	SECTOR 1	SECTOR 2	SECTOR 3	LAP TIME		MPH	DIFF	TIME OF DAY
1 -			24.430	1:49.224	**(2)**	80.20	5.985	16:38:22.633
2 -	33.357	***45.464***	***24.418***	***1:43.239***	**(1)**	***84.85***		***16:40:05.872***

Weather / Track : Cloudy / Dry

Brands Hatch GP
Circuit Length = 2.4332 miles
Start: 16:36 Flag 16:45 End: 16:47

BMCRC - MRO Championships 2016 - Rnd 8 @ Brands Hatch GP

Thunderbike Sport & Rookie Minitwins

RACE 12 - BEST SECTORS

	SECTOR 1			SECTOR 2			SECTOR 3			IDEAL / BEST COMPARISON					
POS	NO	NAME	TIME	NO	NAME	TIME	NO	NAME	TIME	POS	NO	NAME	IDEAL	BEST	DIFF
												PERFECT LAP	1:39.389		
1	186	WITHERINGTON	31.507	47	TROWELL	44.638	77	MAY	23.244	1	47	TROWELL	1:39.937	1:40.415	0.478
2	43	WALKEY	31.767	43	WALKEY	44.686	47	TROWELL	23.316	2	43	WALKEY	1:39.980	1:39.980	0.000
3	4	POVAH	31.809	77	MAY	44.769	43	WALKEY	23.527	3	77	MAY	1:39.996	1:40.167	0.171
4	2	GILL	31.855	2	GILL	45.202	2	GILL	23.560	4	2	GILL	1:40.617	1:40.887	0.270
5	47	TROWELL	31.983	186	WITHERINGTON	45.268	4	POVAH	23.713	5	186	WITHERINGTON	1:40.778	1:41.095	0.317
6	77	MAY	31.983	4	POVAH	45.311	186	WITHERINGTON	24.003	6	4	POVAH	1:40.833	1:41.020	0.187
7	471	LARTER	32.205	54	JAMISON	45.464	192	ROWSWELL	24.120	7	54	JAMISON	1:42.475	1:43.239	0.764
8	93	WALLIS	32.525	93	WALLIS	46.066	75	MAY	24.309	8	93	WALLIS	1:43.129	1:43.129	0.000
9	54	JAMISON	32.593	38	WOOD	46.424	3	NEWALL	24.371	9	38	WOOD	1:43.660	1:44.170	0.510
10	38	WOOD	32.610	19	LILLEY	46.448	444	WILLIAMS	24.381	10	471	LARTER	1:43.684	1:43.832	0.148
11	74	SINGLETON	32.658	9	LEWIN	46.553	54	JAMISON	24.418	11	19	LILLEY	1:43.859	1:44.153	0.294
12	19	LILLEY	32.821	17	BAUBLYTE	46.606	471	LARTER	24.442	12	444	WILLIAMS	1:44.060	1:44.270	0.210
13	444	WILLIAMS	32.909	3	NEWALL	46.717	991	CUNNINGHAM	24.528	13	17	BAUBLYTE	1:44.469	1:45.047	0.578
14	88	CARSON	33.088	444	WILLIAMS	46.770	93	WALLIS	24.538	14	74	SINGLETON	1:44.588	1:45.528	0.940
15	175	TYRER	33.152	113	ELKINS	47.022	19	LILLEY	24.590	15	3	NEWALL	1:44.642	1:44.805	0.163
16	113	ELKINS	33.192	471	LARTER	47.037	38	WOOD	24.626	16	9	LEWIN	1:44.667	1:44.861	0.194
17	147	WATSON	33.201	175	TYRER	47.051	17	BAUBLYTE	24.629	17	175	TYRER	1:45.026	1:45.411	0.385
18	17	BAUBLYTE	33.234	147	WATSON	47.064	9	LEWIN	24.639	18	192	ROWSWELL	1:45.091	1:45.225	0.134
19	192	ROWSWELL	33.253	74	SINGLETON	47.160	74	SINGLETON	24.770	19	113	ELKINS	1:45.103	1:46.113	1.010
20	9	LEWIN	33.475	991	CUNNINGHAM	47.443	175	TYRER	24.823	20	147	WATSON	1:45.135	1:45.522	0.387
21	991	CUNNINGHAM	33.520	192	ROWSWELL	47.718	147	WATSON	24.870	21	991	CUNNINGHAM	1:45.491	1:46.024	0.533
22	3	NEWALL	33.554	24	SIMMONS	47.829	113	ELKINS	24.889	22	75	MAY	1:45.776	1:45.855	0.079
23	24	SIMMONS	33.568	75	MAY	47.830	88	CARSON	24.892	23	88	CARSON	1:45.870	1:45.914	0.044
24	87	REVELL	33.633	88	CARSON	47.890	42	CARLIN	24.924	24	24	SIMMONS	1:46.777	1:46.902	0.125
25	75	MAY	33.637	23	EVANS	47.895	86	RICHARDS	25.166	25	87	REVELL	1:46.852	1:47.439	0.587
26	23	EVANS	33.867	87	REVELL	47.916	23	EVANS	25.250	26	23	EVANS	1:47.012	1:47.334	0.322
27	42	CARLIN	34.186	86	RICHARDS	48.551	52	JARMAN	25.257	27	42	CARLIN	1:47.746	1:48.941	1.195
28	48	WALLIS	34.216	52	JARMAN	48.552	87	REVELL	25.303	28	52	JARMAN	1:48.096	1:48.438	0.342
29	52	JARMAN	34.287	42	CARLIN	48.636	24	SIMMONS	25.380	29	48	WALLIS	1:48.374	1:48.374	0.000
30	99	CATT	34.291	48	WALLIS	48.748	48	WALLIS	25.410	30	86	RICHARDS	1:48.649	1:49.196	0.547
31	85	ROBINSON	34.536	85	ROBINSON	48.829	57	FISHER	25.606	31	85	ROBINSON	1:49.005	1:49.349	0.344
32	86	RICHARDS	34.932	57	FISHER	49.397	85	ROBINSON	25.640	32	99	CATT	1:49.546	1:49.982	0.436
33	57	FISHER	35.314	99	CATT	49.406	99	CATT	25.849	33	57	FISHER	1:50.317	1:50.317	0.000
34	155	HARRIS	35.614	50	YOUNG	50.422	50	YOUNG	26.162	34	50	YOUNG	1:52.376	1:53.004	0.628
35	50	YOUNG	35.792	155	HARRIS	50.672	155	HARRIS	26.226	35	155	HARRIS	1:52.512	1:52.574	0.062
36	16	LANSDELL	36.469	16	LANSDELL	51.214	16	LANSDELL	26.317	36	16	LANSDELL	1:54.000	1:54.117	0.117
37	143	DAVIE	37.049	959	HOLLINS	51.958	959	HOLLINS	26.381	37	143	DAVIE	1:55.770	1:57.442	1.672
38	31	EVENDEN	37.130	143	DAVIE	52.043	143	DAVIE	26.678	38	959	HOLLINS	1:55.912	1:56.111	0.199
39	959	HOLLINS	37.573	31	EVENDEN	52.476	31	EVENDEN	28.049	39	31	EVENDEN	1:57.655	1:58.022	0.367
40	130	GRINSTEAD	39.874	130	GRINSTEAD	56.855	130	GRINSTEAD	28.744	40	130	GRINSTEAD	2:05.473	2:06.040	0.567

Weather / Track : Cloudy / Dry

Brands Hatch GP
Circuit Length = 2.4332 miles
Start: 16:36 Flag 16:45 End: 16:47

Results can be found at www.tsl-timing.com

Printed - 16:50 Saturday, 20 August 2016

BMCRC - MRO Championships 2016 - Rnd 8 @ Brands Hatch GP

Thunderbike Sport & Rookie Minitwins

RACE 1 - CLASSIFICATION

POS	NO	CL	PIC	NAME	ENTRY	LAPS	TIME	GAP	DIFF	MPH	BEST	ON
1	47		1	Mark TROWELL	Yamaha - ELP Racing	6	10:05.457			86.80	1:39.067	6
2	77		2	David MAY	Ducati - BBs and taggraceing	6	10:06.543	1.086	1.086	86.65	1:39.091	5
3	43		3	Colin WALKEY	Kawasaki - ELP Racing	6	10:09.304	3.847	2.761	86.26	1:39.938	6
4	2		4	Andrew GILL	Kawasaki - RMKD Racing	6	10:09.621	4.164	0.317	86.21	1:39.569	4
5	186		5	Paul WITHERINGTON	Suzuki - P&R plumbing	6	10:14.833	9.376	5.212	85.48	1:40.443	3
6	192	R	1	Benjamin ROWSWELL	Suzuki - DRM. Isenhurst.	6	10:25.715	20.258	10.882	83.99	1:42.667	6
7	93		6	Jack WALLIS	Suzuki - Grumpdad and Watling Tyres	6	10:25.790	20.333	0.075	83.98	1:42.720	4
8	38	R	2	Hayden WOOD	Kawasaki -	6	10:28.870	23.413	3.080	83.57	1:42.418	3
9	444		7	Mark WILLIAMS	Suzuki - F.C.L MOTORCYCLES	6	10:28.975	23.518	0.105	83.56	1:43.181	5
10	3		8	Marcus NEWALL	Yamaha - Mum & Dad	6	10:29.295	23.838	0.320	83.52	1:41.876	6
11	19		9	Kevin LILLEY	Suzuki - Vanson Leathers	6	10:29.412	23.955	0.117	83.50	1:42.717	3
12	54		10	Adam JAMISON	Suzuki - AJ Racing	6	10:33.012	27.555	3.600	83.03	1:43.679	3
13	88		11	David CARSON	Kawasaki - www.TwoDavesRacing.com	6	10:36.289	30.832	3.277	82.60	1:44.385	3
14	9		12	Vincent LEWIN	Suzuki - foreverlivingthatcham.co.uk	6	10:37.110	31.653	0.821	82.49	1:44.369	4
15	23		13	Tham EVANS	Honda - Vanilla Electronics	6	10:52.996	47.539	15.886	80.48	1:45.580	5
16	74	RMT	1	Daniel SINGLETON	Suzuki - SDC	6	10:57.352	51.895	4.356	79.95	1:42.588	3
17	87		14	Tristan REVELL	Suzuki - Bears repairs	6	10:58.495	53.038	1.143	79.81	1:47.626	5
18	52		15	Gary JARMAN	Kawasaki - G & S Motorcycle tyres	6	10:58.559	53.102	0.064	79.80	1:47.310	4
19	471	RMT	2	James LARTER	Suzuki -	6	11:00.311	54.854	1.752	79.59	1:43.247	5
20	85		16	James ROBINSON	Honda - claire palastanga ceramics	6	11:00.498	55.041	0.187	79.57	1:46.882	3
21	86	R	3	Steve RICHARDS	Honda -	6	11:01.260	55.803	0.762	79.48	1:48.020	3
22	991	RMT	3	Marc CUNNINGHAM	Suzuki -	6	11:01.426	55.969	0.166	79.46	1:43.490	6
23	113	RMT	4	Sam ELKINS	Suzuki - Me Old Man	6	11:01.459	56.002	0.033	79.45	1:43.644	5
24	175	RMT	5	Richard TYRER	Suzuki -	6	11:01.537	56.080	0.078	79.44	1:43.393	4
25	72		17	Kevin MILLER	Honda - Mechanical Air Supplies Ltd	6	11:02.030	56.573	0.493	79.39	1:47.021	4
26	17	RMT	6	Ieva BAUBLYTE	Suzuki - 1st Moto Solutions	6	11:02.393	56.936	0.363	79.34	1:43.683	5
27	24	RMT	7	Alex SIMMONS	Suzuki - Westcountry Windings	6	11:08.651	1:03.194	6.258	78.60	1:44.822	2
28	50		18	Steve YOUNG	Suzuki - Cadmatic Engineering	6	11:13.765	1:08.308	5.114	78.00	1:49.529	5
29	48		19	Shaun WALLIS	Suzuki - Watling Tyres	6	11:14.221	1:08.764	0.456	77.95	1:51.121	2
30	57		20	Paul FISHER	Kawasaki -	6	11:14.366	1:08.909	0.145	77.93	1:49.147	2
31	42	RMT	8	Gary CARLIN	Suzuki -	6	11:16.242	1:10.785	1.876	77.72	1:46.299	5
32	147	RMT	9	Thomas WATSON	Suzuki - Motorsportdays.com TEA Time Racing	6	11:30.255	1:24.798	14.013	76.14	1:44.416	4
33	99	RMT	10	Ben CATT	Suzuki -	6	11:38.811	1:33.354	8.556	75.21	1:48.838	5
34	155	RMT	11	Richard HARRIS	Suzuki - HP Racing	6	11:48.904	1:43.447	10.093	74.14	1:51.829	5
35	959	RMT	12	James HOLLINS	Suzuki - J&S Accessories	6	11:57.587	1:52.130	8.683	73.24	1:52.901	5
36	16	RMT	13	Geoff LANSDELL	Suzuki - EPG Domestic	5	10:06.098	1 Lap	1 Lap	72.26	1:53.042	4
37	143	RMT	14	Robert DAVIE	Suzuki -	5	10:14.981	1 Lap	8.883	71.22	1:54.663	2
38	30	RMT	15	Andrew PLAYLE	Suzuki - HP Racing	5	10:17.363	1 Lap	2.382	70.94	1:53.038	2
39	130	RMT	16	Fraser GRINSTEAD	Suzuki - TRAPDOOR RACING	5	11:03.930	1 Lap	46.567	65.96	2:03.765	2

NOT CLASSIFIED

DNF	31			Kelvin EVENDEN	Suzuki - Glosrose Group	3	5:51.597	3 Laps	2 Laps	74.74	1:54.256	3

FASTEST LAP

47		Mark TROWELL	Yamaha - ELP Racing	6	1:39.067	88.42 mph	142.30 kph
38	R	Hayden WOOD	Kawasaki -	3	1:42.418	85.53 mph	137.64 kph
74	RMT	Daniel SINGLETON	Suzuki - SDC	3	1:42.588	85.38 mph	137.41 kph

Class - 90% of Race Speed = 78.12 mph
Class R - 90% of Race Speed = 75.59 mph
Class RMT - 90% of Race Speed = 71.95 mph

Brands Hatch GP
Circuit Length = 2.4332 miles
Start: 11:30 Flag 11:40 End: 11:42

Weather / Track : Cloudy / Dry
These results are provisional until the conclusion of any judicial and technical matters.

Clerk Of Course :		Timekeeper :

Results can be found at www.tsl-timing.com

Printed - 11:47 Sunday, 21 August 2016

BMCRC - MRO Championships 2016 - Rnd 8 @ Brands Hatch GP

Thunderbike Sport & Rookie Minitwins

RACE 1 - LAP CHART

LAP 1 @ 11:32:19.195

NO	BEHIND	LAP TIME
47		1:47.134
77	0.207	1:47.341
43	0.355	1:47.489
2	0.587	1:47.721
186	0.739	1:47.873
93	2.244	1:49.378
192	2.930	1:50.064
444	3.010	1:50.144
3	4.738	1:51.872
38	4.929	1:52.063
19	5.076	1:52.210
54	5.190	1:52.324
88	5.729	1:52.863
9	6.569	1:53.703
86	8.677	1:55.811
48	9.237	1:56.371
87	9.483	1:56.617
72	9.590	1:56.724
23	9.959	1:57.093
85	10.262	1:57.396
52	11.614	1:58.748
57	11.948	1:59.082
50	14.478	2:01.612
31	14.598	2:01.732
74	32.177	2:19.311
175	32.699	2:19.833
471	32.862	2:19.996
991	33.652	2:20.786
24	34.053	2:21.187
17	34.161	2:21.295
113	34.750	2:21.884
42	35.972	2:23.106
155	41.682	2:28.816
99	43.503	2:30.637
16	43.641	2:30.775
959	44.043	2:31.177
30	45.268	2:32.402
143	46.484	2:33.618
147	52.912	2:40.046
130	55.559	2:42.693

LAP 2 @ 11:33:59.646

NO	BEHIND	LAP TIME
47		1:40.451
77	0.214	1:40.458
43	1.080	1:41.176
2	1.631	1:41.495
186	2.087	1:41.799
192	5.504	1:43.025
93	5.677	1:43.884
444	6.805	1:44.246
38	8.087	1:43.609
19	8.412	1:43.787
3	9.177	1:44.890
54	9.808	1:45.069
88	10.363	1:45.085
9	11.683	1:45.565
86	17.744	1:49.518
87	17.809	1:48.777
23	19.019	1:49.511
48	19.907	1:51.121
72	20.043	1:50.904
85	20.265	1:50.454
52	20.278	1:49.115
57	20.644	1:49.147
50	24.879	1:50.852
31	29.756	1:55.609
74	34.479	1:42.753
471	36.875	1:44.464
991	37.339	1:44.138
175	37.459	1:45.211
113	38.315	1:44.016
24	38.424	1:44.822
17	38.814	1:45.104
42	42.364	1:46.843
155	53.495	1:52.264
99	53.834	1:50.782
16	56.598	1:53.408
959	56.659	1:53.067
30	57.855	1:53.038
143	1:00.696	1:54.663
147	1:03.007	1:50.546
130	1:18.873	2:03.765

LAP 3 @ 11:35:38.900

NO	BEHIND	LAP TIME
47		1:39.254
77	1.143	1:40.183
2	2.207	1:39.830
43	2.425	1:40.599
186	3.276	1:40.443
192	8.934	1:42.684
93	9.841	1:43.418
444	11.181	1:43.630
38	11.251	1:42.418
19	11.875	1:42.717
3	13.626	1:43.703
54	14.233	1:43.679
88	15.494	1:44.385
9	16.874	1:44.445
86	26.510	1:48.020
87	27.038	1:48.483
23	27.115	1:47.350
85	27.893	1:46.882
52	28.621	1:47.597
72	29.612	1:48.823
48	32.744	1:52.091
57	32.919	1:51.529
74	37.813	1:42.588
50	37.913	1:52.288
471	42.051	1:44.430
175	42.735	1:44.530
991	43.089	1:45.004
113	43.345	1:44.284
17	44.226	1:44.666
24	44.338	1:45.168
31	44.758	1:54.256
42	49.453	1:46.343
99	1:03.990	1:49.410
155	1:06.184	1:51.943
147	1:09.933	1:46.180
16	1:11.655	1:54.311
959	1:11.716	1:54.311
30	1:12.277	1:53.676
143	1:16.677	1:55.235

LAP 4 @ 11:37:18.743

NO	BEHIND	LAP TIME
47		1:39.843
77	0.692	1:39.392
2	1.933	1:39.569
43	2.592	1:40.010
186	4.446	1:41.013
130	1 Lap	2:04.970
93	12.718	1:42.720
192	12.781	1:43.690
444	14.927	1:43.589
38	15.166	1:43.758
19	15.282	1:43.250
3	17.410	1:43.627
54	18.505	1:44.115
88	20.388	1:44.737
9	21.400	1:44.369
23	33.455	1:46.183
86	35.243	1:48.576
87	35.856	1:48.661
85	35.981	1:47.931
52	36.088	1:47.310
72	36.790	1:47.021
74	41.964	1:43.994
57	44.772	1:51.696
48	44.928	1:52.027
175	46.285	1:43.393
471	46.704	1:44.496
113	47.230	1:43.728
991	47.467	1:44.221
50	48.012	1:49.942
17	48.169	1:43.786
24	49.624	1:45.129
42	56.549	1:46.939
99	1:14.358	1:50.211
147	1:14.506	1:44.416
155	1:18.181	1:51.840
16	1:24.854	1:53.042
959	1:24.950	1:53.077
143	1:33.363	1:56.529
30	1:34.815	2:02.381

LAP 5 @ 11:38:58.451

NO	BEHIND	LAP TIME
47		1:39.708
77	0.075	1:39.091
2	2.269	1:40.044
43	2.976	1:40.092
186	5.909	1:41.171
93	16.568	1:43.558
192	16.658	1:43.585
444	18.400	1:43.181
38	18.613	1:43.155
19	18.961	1:43.387
3	21.029	1:43.327
54	22.681	1:43.884
88	25.468	1:44.788
9	26.303	1:44.611
130	1 Lap	2:07.025
23	39.327	1:45.580
87	43.774	1:47.626
52	43.837	1:47.457
85	44.505	1:48.232
86	46.191	1:50.656
72	46.231	1:49.149
74	46.406	1:44.150
471	50.243	1:43.247
175	50.802	1:44.225
113	51.166	1:43.644
991	51.546	1:43.787
17	52.144	1:43.683
24	55.892	1:45.976
48	56.652	1:51.432
57	57.037	1:51.973
50	57.833	1:49.529
42	1:03.140	1:46.299
147	1:19.297	1:44.499
99	1:23.488	1:48.838
155	1:30.302	1:51.829
959	1:38.143	1:52.901

LAP 6 @ 11:40:37.518

NO	BEHIND	LAP TIME
47		1:39.067
16	1 Lap	1:54.562
77	1.086	1:40.078
43	3.847	1:39.938
2	4.164	1:40.962
186	9.376	1:42.534
143	1 Lap	1:54.936
30	1 Lap	1:55.866
192	20.258	1:42.667
93	20.333	1:42.832
38	23.413	1:43.867
444	23.518	1:44.185
3	23.838	1:41.876
19	23.955	1:44.061
54	27.555	1:43.941
88	30.832	1:44.431
9	31.653	1:44.417
23	47.539	1:47.279
74	51.895	1:44.556
87	53.038	1:48.331
52	53.102	1:48.332
471	54.854	1:43.678
85	55.041	1:49.603
86	55.803	1:48.679
991	55.969	1:43.490
113	56.002	1:43.903
175	56.080	1:44.345
72	56.573	1:49.409
17	56.936	1:43.859
130	1 Lap	2:05.477
24	1:03.194	1:46.369
50	1:08.308	1:49.542
48	1:08.764	1:51.179
57	1:08.909	1:50.939
42	1:10.785	1:46.712
147	1:24.798	1:44.568
99	1:33.354	1:48.933
155	1:43.447	1:52.212
959	1:52.130	1:53.054

Brands Hatch GP
Circuit Length = 2.4332 miles
Start: 11:30 Flag 11:40 End: 11:42

Weather / Track : Cloudy / Dry

Results can be found at www.tsl-timing.com

Printed - 11:45 Sunday, 21 August 2016

BMCRC - MRO Championships 2016 - Rnd 8 @ Brands Hatch GP

Thunderbike Sport & Rookie Minitwins

RACE 1 - SECTOR ANALYSIS

SECTOR 1 = FL to I1, SECTOR 2 = I1 to I2, SECTOR 3 = I2 to FL, DIFF = Difference To Personal Best Lap

P1 47 Mark TROWELL Yamaha - ELP Racing

IDEAL LAP TIME : 1:39.041 BEST LAP TIME : 1:39.067 DIFFERENCE : 0.026

LAP	SECTOR 1	SECTOR 2	SECTOR 3	LAP TIME	MPH	DIFF	TIME OF DAY
1 -		45.489	23.796	1:47.134	81.76	8.067	11:32:19.195
2 -	32.557	44.219	23.675	1:40.451	87.20	1.384	11:33:59.646
3 -	***31.787***	44.080	23.387	1:39.254 **(2)**	88.25	0.187	11:35:38.900
4 -	31.899	44.491	23.453	1:39.843	87.73	0.776	11:37:18.743
5 -	31.948	44.311	23.449	1:39.708 **(3)**	87.85	0.641	11:38:58.451
6 -	31.813	***43.885***	***23.369***	***1:39.067*** **(1)**	***88.42***		***11:40:37.518***

P2 77 David MAY Ducati - BBs and taggraceing

IDEAL LAP TIME : 1:38.873 BEST LAP TIME : 1:39.091 DIFFERENCE : 0.218

LAP	SECTOR 1	SECTOR 2	SECTOR 3	LAP TIME	MPH	DIFF	TIME OF DAY
1 -		45.762	24.320	1:47.341	81.60	8.250	11:32:19.402
2 -	32.519	44.429	23.510	1:40.458	87.19	1.367	11:33:59.860
3 -	31.757	45.166	23.260	1:40.183	87.43	1.092	11:35:40.043
4 -	31.726	***44.291***	23.375	1:39.392 **(2)**	88.13	0.301	11:37:19.435
5 -	***31.431***	44.379	23.281	***1:39.091*** **(1)**	***88.40***		***11:38:58.526***
6 -	31.923	45.004	***23.151***	1:40.078 **(3)**	87.53	0.987	11:40:38.604

P3 43 Colin WALKEY Kawasaki - ELP Racing

IDEAL LAP TIME : 1:39.540 BEST LAP TIME : 1:39.938 DIFFERENCE : 0.398

LAP	SECTOR 1	SECTOR 2	SECTOR 3	LAP TIME	MPH	DIFF	TIME OF DAY
1 -		46.045	24.458	1:47.489	81.49	7.551	11:32:19.550
2 -	32.616	45.055	***23.505***	1:41.176	86.58	1.238	11:34:00.726
3 -	31.880	45.083	23.636	1:40.599	87.07	0.661	11:35:41.325
4 -	31.740	***44.354***	23.916	1:40.010 **(2)**	87.58	0.072	11:37:21.335
5 -	31.766	44.637	23.689	1:40.092 **(3)**	87.51	0.154	11:39:01.427
6 -	***31.681***	44.705	23.552	***1:39.938*** **(1)**	***87.65***		***11:40:41.365***

P4 2 Andrew GILL Kawasaki - RMKD Racing

IDEAL LAP TIME : 1:39.245 BEST LAP TIME : 1:39.569 DIFFERENCE : 0.324

LAP	SECTOR 1	SECTOR 2	SECTOR 3	LAP TIME	MPH	DIFF	TIME OF DAY
1 -		46.146	24.084	1:47.721	81.31	8.152	11:32:19.782
2 -	32.638	44.902	23.955	1:41.495	86.30	1.926	11:34:01.277
3 -	***31.427***	44.629	23.774	1:39.830 **(2)**	87.74	0.261	11:35:41.107
4 -	31.634	***44.098***	23.837	***1:39.569*** **(1)**	***87.97***		***11:37:20.676***
5 -	31.585	44.739	***23.720***	1:40.044 **(3)**	87.55	0.475	11:39:00.720
6 -	31.992	44.765	24.205	1:40.962	86.76	1.393	11:40:41.682

P5 186 Paul WITHERINGTON Suzuki - P&R plumbing

IDEAL LAP TIME : 1:40.403 BEST LAP TIME : 1:40.443 DIFFERENCE : 0.040

LAP	SECTOR 1	SECTOR 2	SECTOR 3	LAP TIME	MPH	DIFF	TIME OF DAY
1 -		46.159	24.046	1:47.873	81.20	7.430	11:32:19.934
2 -	32.669	45.109	***24.021***	1:41.799	86.05	1.356	11:34:01.733
3 -	***31.442***	***44.940***	24.061	***1:40.443*** **(1)**	***87.21***		***11:35:42.176***
4 -	31.690	45.215	24.108	1:41.013 **(2)**	86.71	0.570	11:37:23.189
5 -	31.856	45.171	24.144	1:41.171 **(3)**	86.58	0.728	11:39:04.360
6 -	32.206	45.843	24.485	1:42.534	85.43	2.091	11:40:46.894

P6 192 R Benjamin ROWSWELL Suzuki - DRM. Isenhurst.

IDEAL LAP TIME : 1:42.185 BEST LAP TIME : 1:42.667 DIFFERENCE : 0.482

LAP	SECTOR 1	SECTOR 2	SECTOR 3	LAP TIME	MPH	DIFF	TIME OF DAY
1 -		46.443	24.131	1:50.064	79.58	7.397	11:32:22.125
2 -	***32.485***	46.278	24.262	1:43.025 **(3)**	85.02	0.358	11:34:05.150
3 -	32.590	46.039	24.055	1:42.684 **(2)**	85.30	0.017	11:35:47.834
4 -	32.759	46.888	24.043	1:43.690	84.48	1.023	11:37:31.524
5 -	32.679	47.181	***23.725***	1:43.585	84.56	0.918	11:39:15.109

Brands Hatch GP
Circuit Length = 2.4332 miles
Start: 11:30 Flag 11:40 End: 11:42

Weather / Track : Cloudy / Dry

BMCRC - MRO Championships 2016 - Rnd 8 @ Brands Hatch GP

Thunderbike Sport & Rookie Minitwins

RACE 1 - SECTOR ANALYSIS

SECTOR 1 = FL to I1, SECTOR 2 = I1 to I2, SECTOR 3 = I2 to FL, DIFF = Difference To Personal Best Lap

6 -	32.569	***45.975***	24.123	***1:42.667***	**(1)**	***85.32***	***11:40:57.776***

P7 93 Jack WALLIS Suzuki - Grumpdad and Watling Tyres

IDEAL LAP TIME : 1:42.673 BEST LAP TIME : 1:42.720 DIFFERENCE : 0.047

LAP	SECTOR 1	SECTOR 2	SECTOR 3	LAP TIME		MPH	DIFF	TIME OF DAY
1 -		46.604	24.608	1:49.378		80.08	6.658	11:32:21.439
2 -	32.524	46.605	24.755	1:43.884		84.32	1.164	11:34:05.323
3 -	32.659	46.409	24.350	1:43.418	**(3)**	84.70	0.698	11:35:48.741
4 -	32.196	***46.191***	***24.333***	***1:42.720***	**(1)**	***85.27***		***11:37:31.461***
5 -	32.210	46.893	24.455	1:43.558		84.58	0.838	11:39:15.019
6 -	***32.149***	46.296	24.387	1:42.832	**(2)**	85.18	0.112	11:40:57.851

P8 38 R Hayden WOOD Kawasaki -

IDEAL LAP TIME : 1:42.382 BEST LAP TIME : 1:42.418 DIFFERENCE : 0.036

LAP	SECTOR 1	SECTOR 2	SECTOR 3	LAP TIME		MPH	DIFF	TIME OF DAY
1 -		47.659	24.897	1:52.063		78.16	9.645	11:32:24.124
2 -	32.808	46.201	24.600	1:43.609	**(3)**	84.54	1.191	11:34:07.733
3 -	***32.252***	45.865	***24.301***	***1:42.418***	**(1)**	***85.53***		***11:35:50.151***
4 -	32.902	46.242	24.614	1:43.758		84.42	1.340	11:37:33.909
5 -	32.914	***45.829***	24.412	1:43.155	**(2)**	84.91	0.737	11:39:17.064
6 -	32.467	46.710	24.690	1:43.867		84.33	1.449	11:41:00.931

P9 444 Mark WILLIAMS Suzuki - F.C.L MOTORCYCLES

IDEAL LAP TIME : 1:43.069 BEST LAP TIME : 1:43.181 DIFFERENCE : 0.112

LAP	SECTOR 1	SECTOR 2	SECTOR 3	LAP TIME		MPH	DIFF	TIME OF DAY
1 -		46.671	24.862	1:50.144		79.53	6.963	11:32:22.205
2 -	33.062	46.365	24.819	1:44.246		84.03	1.065	11:34:06.451
3 -	32.845	46.175	24.610	1:43.630	**(3)**	84.52	0.449	11:35:50.081
4 -	***32.645***	46.257	24.687	1:43.589	**(2)**	84.56	0.408	11:37:33.670
5 -	32.722	***45.907***	24.552	***1:43.181***	**(1)**	***84.89***		***11:39:16.851***
6 -	32.869	46.799	***24.517***	1:44.185		84.07	1.004	11:41:01.036

P10 3 Marcus NEWALL Yamaha - Mum & Dad

IDEAL LAP TIME : 1:41.876 BEST LAP TIME : 1:41.876 DIFFERENCE : 0.000

LAP	SECTOR 1	SECTOR 2	SECTOR 3	LAP TIME		MPH	DIFF	TIME OF DAY
1 -		47.540	25.007	1:51.872		78.30	9.996	11:32:23.933
2 -	34.077	46.583	24.230	1:44.890		83.51	3.014	11:34:08.823
3 -	33.495	45.947	24.261	1:43.703		84.47	1.827	11:35:52.526
4 -	33.500	46.122	24.005	1:43.627	**(3)**	84.53	1.751	11:37:36.153
5 -	32.843	46.387	24.097	1:43.327	**(2)**	84.77	1.451	11:39:19.480
6 -	***32.807***	***45.212***	***23.857***	***1:41.876***	**(1)**	***85.98***		***11:41:01.356***

P11 19 Kevin LILLEY Suzuki - Vanson Leathers

IDEAL LAP TIME : 1:42.324 BEST LAP TIME : 1:42.717 DIFFERENCE : 0.393

LAP	SECTOR 1	SECTOR 2	SECTOR 3	LAP TIME		MPH	DIFF	TIME OF DAY
1 -		47.322	24.789	1:52.210		78.06	9.493	11:32:24.271
2 -	33.514	***45.806***	24.467	1:43.787		84.40	1.070	11:34:08.058
3 -	***32.216***	46.199	***24.302***	***1:42.717***	**(1)**	***85.28***		***11:35:50.775***
4 -	32.662	46.176	24.412	1:43.250	**(2)**	84.84	0.533	11:37:34.025
5 -	32.932	45.975	24.480	1:43.387	**(3)**	84.72	0.670	11:39:17.412
6 -	32.554	47.052	24.455	1:44.061		84.17	1.344	11:41:01.473

P12 54 Adam JAMISON Suzuki - AJ Racing

IDEAL LAP TIME : 1:42.993 BEST LAP TIME : 1:43.679 DIFFERENCE : 0.686

LAP	SECTOR 1	SECTOR 2	SECTOR 3	LAP TIME		MPH	DIFF	TIME OF DAY
1 -		47.782	24.731	1:52.324		77.98	8.645	11:32:24.385
2 -	32.886	47.451	24.732	1:45.069		83.37	1.390	11:34:09.454
3 -	33.209	***45.917***	***24.553***	***1:43.679***	**(1)**	***84.49***		***11:35:53.133***

Weather / Track : Cloudy / Dry

Brands Hatch GP
Circuit Length = 2.4332 miles
Start: 11:30 Flag 11:40 End: 11:42

BMCRC - MRO Championships 2016 - Rnd 8 @ Brands Hatch GP

Thunderbike Sport & Rookie Minitwins

RACE 1 - SECTOR ANALYSIS

SECTOR 1 = FL to I1, SECTOR 2 = I1 to I2, SECTOR 3 = I2 to FL, DIFF = Difference To Personal Best Lap

4 -	33.166	46.284	24.665	1:44.115	84.13	0.436	11:37:37.248
5 -	***32.523***	46.488	24.873	1:43.884 **(2)**	84.32	0.205	11:39:21.132
6 -	32.847	46.029	25.065	1:43.941 **(3)**	84.27	0.262	11:41:05.073

P13 88 David CARSON Kawasaki - www.TwoDavesRacing.com

IDEAL LAP TIME : 1:44.053 BEST LAP TIME : 1:44.385 DIFFERENCE : 0.332

LAP	SECTOR 1	SECTOR 2	SECTOR 3	LAP TIME	MPH	DIFF	TIME OF DAY
1 -		47.816	24.928	1:52.863	77.61	8.478	11:32:24.924
2 -	33.480	46.964	***24.641***	1:45.085	83.35	0.700	11:34:10.009
3 -	33.064	***46.610***	24.711	***1:44.385*** **(1)**	***83.91***		***11:35:54.394***
4 -	33.025	46.979	24.733	1:44.737 **(3)**	83.63	0.352	11:37:39.131
5 -	32.913	47.056	24.819	1:44.788	83.59	0.403	11:39:23.919
6 -	***32.802***	46.734	24.895	1:44.431 **(2)**	83.88	0.046	11:41:08.350

P14 9 Vincent LEWIN Suzuki - foreverlivingthatcham.co.uk

IDEAL LAP TIME : 1:44.130 BEST LAP TIME : 1:44.369 DIFFERENCE : 0.239

LAP	SECTOR 1	SECTOR 2	SECTOR 3	LAP TIME	MPH	DIFF	TIME OF DAY
1 -		47.662	25.238	1:53.703	77.04	9.334	11:32:25.764
2 -	33.950	46.698	24.917	1:45.565	82.98	1.196	11:34:11.329
3 -	33.410	46.367	24.668	1:44.445 **(3)**	83.87	0.076	11:35:55.774
4 -	33.373	***46.245***	24.751	***1:44.369*** **(1)**	***83.93***		***11:37:40.143***
5 -	***33.316***	46.726	***24.569***	1:44.611	83.73	0.242	11:39:24.754
6 -	33.352	46.435	24.630	1:44.417 **(2)**	83.89	0.048	11:41:09.171

P15 23 Tham EVANS Honda - Vanilla Electronics

IDEAL LAP TIME : 1:45.520 BEST LAP TIME : 1:45.580 DIFFERENCE : 0.060

LAP	SECTOR 1	SECTOR 2	SECTOR 3	LAP TIME	MPH	DIFF	TIME OF DAY
1 -		49.085	25.191	1:57.093	74.81	11.513	11:32:29.154
2 -	34.986	49.243	25.282	1:49.511	79.99	3.931	11:34:18.665
3 -	33.730	48.441	25.179	1:47.350	81.60	1.770	11:36:06.015
4 -	33.608	***47.367***	25.208	1:46.183 **(2)**	82.49	0.603	11:37:52.198
5 -	***33.124***	47.427	***25.029***	***1:45.580*** **(1)**	***82.96***		***11:39:37.778***
6 -	33.243	48.361	25.675	1:47.279 **(3)**	81.65	1.699	11:41:25.057

P16 74 RMT Daniel SINGLETON Suzuki - SDC

IDEAL LAP TIME : 1:42.469 BEST LAP TIME : 1:42.588 DIFFERENCE : 0.119

LAP	SECTOR 1	SECTOR 2	SECTOR 3	LAP TIME	MPH	DIFF	TIME OF DAY
1 -		46.394	24.503	2:19.311	62.87	36.723	11:32:51.372
2 -	***32.324***	45.947	24.482	1:42.753 **(2)**	85.25	0.165	11:34:34.125
3 -	32.443	***45.853***	***24.292***	***1:42.588*** **(1)**	***85.38***		***11:36:16.713***
4 -	32.728	46.843	24.423	1:43.994 **(3)**	84.23	1.406	11:38:00.707
5 -	32.787	46.107	25.256	1:44.150	84.10	1.562	11:39:44.857
6 -	32.724	46.967	24.865	1:44.556	83.78	1.968	11:41:29.413

P17 87 Tristan REVELL Suzuki - Bears repairs

IDEAL LAP TIME : 1:47.281 BEST LAP TIME : 1:47.626 DIFFERENCE : 0.345

LAP	SECTOR 1	SECTOR 2	SECTOR 3	LAP TIME	MPH	DIFF	TIME OF DAY
1 -		49.059	26.011	1:56.617	75.11	8.991	11:32:28.678
2 -	34.911	48.055	25.811	1:48.777	80.53	1.151	11:34:17.455
3 -	34.649	48.169	25.665	1:48.483 **(3)**	80.74	0.857	11:36:05.938
4 -	35.058	47.974	25.629	1:48.661	80.61	1.035	11:37:54.599
5 -	34.244	***47.916***	25.466	***1:47.626*** **(1)**	***81.39***		***11:39:42.225***
6 -	***34.107***	48.966	***25.258***	1:48.331 **(2)**	80.86	0.705	11:41:30.556

P18 52 Gary JARMAN Kawasaki - G & S Motorcycle tyres

IDEAL LAP TIME : 1:46.323 BEST LAP TIME : 1:47.310 DIFFERENCE : 0.987

LAP	SECTOR 1	SECTOR 2	SECTOR 3	LAP TIME	MPH	DIFF	TIME OF DAY
1 -		49.309	25.236	1:58.748	73.76	11.438	11:32:30.809

Weather / Track : Cloudy / Dry

Brands Hatch GP
Circuit Length = 2.4332 miles
Start: 11:30 Flag 11:40 End: 11:42

BMCRC - MRO Championships 2016 - Rnd 8 @ Brands Hatch GP

Thunderbike Sport & Rookie Minitwins

RACE 1 - SECTOR ANALYSIS

SECTOR 1 = FL to I1, SECTOR 2 = I1 to I2, SECTOR 3 = I2 to FL, DIFF = Difference To Personal Best Lap

2 -	34.464	49.191	25.460	1:49.115	80.28	1.805	11:34:19.924
3 -	35.284	***47.394***	24.919	1:47.597 **(3)**	81.41	0.287	11:36:07.521
4 -	***34.081***	48.381	***24.848***	***1:47.310*** **(1)**	***81.63***		***11:37:54.831***
5 -	34.410	48.041	25.006	1:47.457 **(2)**	81.51	0.147	11:39:42.288
6 -	34.118	49.102	25.112	1:48.332	80.86	1.022	11:41:30.620

P19 471 RMT James LARTER — Suzuki -

IDEAL LAP TIME : 1:42.880 BEST LAP TIME : 1:43.247 DIFFERENCE : 0.367

LAP	SECTOR 1	SECTOR 2	SECTOR 3	LAP TIME	MPH	DIFF	TIME OF DAY
1 -		47.013	24.585	2:19.996	62.57	36.749	11:32:52.057
2 -	32.888	46.813	24.763	1:44.464	83.85	1.217	11:34:36.521
3 -	33.108	46.700	24.622	1:44.430 **(3)**	83.88	1.183	11:36:20.951
4 -	32.914	47.060	24.522	1:44.496	83.82	1.249	11:38:05.447
5 -	32.927	***45.938***	***24.382***	***1:43.247*** **(1)**	***84.84***		***11:39:48.694***
6 -	***32.560***	46.226	24.892	1:43.678 **(2)**	84.49	0.431	11:41:32.372

P20 85 James ROBINSON — Honda - claire palastanga ceramics

IDEAL LAP TIME : 1:46.011 BEST LAP TIME : 1:46.882 DIFFERENCE : 0.871

LAP	SECTOR 1	SECTOR 2	SECTOR 3	LAP TIME	MPH	DIFF	TIME OF DAY
1 -		49.082	25.830	1:57.396	74.61	10.514	11:32:29.457
2 -	35.596	49.018	25.840	1:50.454	79.30	3.572	11:34:19.911
3 -	34.424	***47.286***	***25.172***	***1:46.882*** **(1)**	***81.95***		***11:36:06.793***
4 -	34.415	48.028	25.488	1:47.931 **(2)**	81.16	1.049	11:37:54.724
5 -	34.895	47.868	25.469	1:48.232 **(3)**	80.93	1.350	11:39:42.956
6 -	***33.553***	50.262	25.788	1:49.603	79.92	2.721	11:41:32.559

P21 86 R Steve RICHARDS — Honda -

IDEAL LAP TIME : 1:47.286 BEST LAP TIME : 1:48.020 DIFFERENCE : 0.734

LAP	SECTOR 1	SECTOR 2	SECTOR 3	LAP TIME	MPH	DIFF	TIME OF DAY
1 -		48.675	25.296	1:55.811	75.63	7.791	11:32:27.872
2 -	35.014	48.962	25.542	1:49.518	79.98	1.498	11:34:17.390
3 -	34.172	48.262	25.586	***1:48.020*** **(1)**	***81.09***		***11:36:05.410***
4 -	35.050	48.147	25.379	1:48.576 **(2)**	80.67	0.556	11:37:53.986
5 -	37.476	***48.015***	***25.165***	1:50.656	79.16	2.636	11:39:44.642
6 -	***34.106***	48.469	26.104	1:48.679 **(3)**	80.60	0.659	11:41:33.321

P22 991 RMT Marc CUNNINGHAM — Suzuki -

IDEAL LAP TIME : 1:42.329 BEST LAP TIME : 1:43.490 DIFFERENCE : 1.161

LAP	SECTOR 1	SECTOR 2	SECTOR 3	LAP TIME	MPH	DIFF	TIME OF DAY
1 -		46.935	24.828	2:20.786	62.22	37.296	11:32:52.847
2 -	32.876	46.251	25.011	1:44.138 **(3)**	84.11	0.648	11:34:36.985
3 -	33.654	46.700	24.650	1:45.004	83.42	1.514	11:36:21.989
4 -	33.228	46.461	24.532	1:44.221	84.05	0.731	11:38:06.210
5 -	33.308	46.111	***24.368***	1:43.787 **(2)**	84.40	0.297	11:39:49.997
6 -	***32.295***	***45.666***	25.529	***1:43.490*** **(1)**	***84.64***		***11:41:33.487***

P23 113 RMT Sam ELKINS — Suzuki - Me Old Man

IDEAL LAP TIME : 1:43.209 BEST LAP TIME : 1:43.644 DIFFERENCE : 0.435

LAP	SECTOR 1	SECTOR 2	SECTOR 3	LAP TIME	MPH	DIFF	TIME OF DAY
1 -		47.287	24.905	2:21.884	61.73	38.240	11:32:53.945
2 -	33.126	46.463	***24.427***	1:44.016	84.21	0.372	11:34:37.961
3 -	33.189	46.438	24.657	1:44.284	83.99	0.640	11:36:22.245
4 -	***32.673***	46.271	24.784	1:43.728 **(2)**	84.45	0.084	11:38:05.973
5 -	32.741	46.368	24.535	***1:43.644*** **(1)**	***84.51***		***11:39:49.617***
6 -	32.905	***46.109***	24.889	1:43.903 **(3)**	84.30	0.259	11:41:33.520

Weather / Track : Cloudy / Dry

Brands Hatch GP
Circuit Length = 2.4332 miles
Start: 11:30 Flag 11:40 End: 11:42

BMCRC - MRO Championships 2016 - Rnd 8 @ Brands Hatch GP

Thunderbike Sport & Rookie Minitwins

RACE 1 - SECTOR ANALYSIS

SECTOR 1 = FL to I1, SECTOR 2 = I1 to I2, SECTOR 3 = I2 to FL, DIFF = Difference To Personal Best Lap

P24 175 RMT Richard TYRER Suzuki -

IDEAL LAP TIME : 1:42.974 BEST LAP TIME : 1:43.393 DIFFERENCE : 0.419

LAP	SECTOR 1	SECTOR 2	SECTOR 3	LAP TIME	MPH	DIFF	TIME OF DAY
1 -		46.828	24.792	2:19.833	62.64	36.440	11:32:51.894
2 -	33.095	47.129	24.987	1:45.211	83.25	1.818	11:34:37.105
3 -	33.264	46.538	24.728	1:44.530	83.80	1.137	11:36:21.635
4 -	32.764	***45.640***	24.989	***1:43.393*** **(1)**	***84.72***		***11:38:05.028***
5 -	***32.703***	46.891	***24.631***	1:44.225 **(2)**	84.04	0.832	11:39:49.253
6 -	32.818	46.216	25.311	1:44.345 **(3)**	83.95	0.952	11:41:33.598

P25 72 Kevin MILLER Honda - Mechanical Air Supplies Ltd

IDEAL LAP TIME : 1:46.225 BEST LAP TIME : 1:47.021 DIFFERENCE : 0.796

LAP	SECTOR 1	SECTOR 2	SECTOR 3	LAP TIME	MPH	DIFF	TIME OF DAY
1 -		49.802	25.387	1:56.724	75.04	9.703	11:32:28.785
2 -	35.564	49.479	25.861	1:50.904	78.98	3.883	11:34:19.689
3 -	36.116	***47.862***	***24.845***	1:48.823 **(2)**	80.49	1.802	11:36:08.512
4 -	***33.518***	48.356	25.147	***1:47.021*** **(1)**	***81.85***		***11:37:55.533***
5 -	34.804	48.849	25.496	1:49.149 **(3)**	80.25	2.128	11:39:44.682
6 -	34.540	48.782	26.087	1:49.409	80.06	2.388	11:41:34.091

P26 17 RMT Ieva BAUBLYTE Suzuki - 1st Moto Solutions

IDEAL LAP TIME : 1:42.402 BEST LAP TIME : 1:43.683 DIFFERENCE : 1.281

LAP	SECTOR 1	SECTOR 2	SECTOR 3	LAP TIME	MPH	DIFF	TIME OF DAY
1 -		47.295	24.598	2:21.295	61.99	37.612	11:32:53.356
2 -	33.267	47.238	24.599	1:45.104	83.34	1.421	11:34:38.460
3 -	33.332	46.284	25.050	1:44.666	83.69	0.983	11:36:23.126
4 -	32.995	***45.779***	25.012	1:43.786 **(2)**	84.40	0.103	11:38:06.912
5 -	33.310	46.092	***24.281***	***1:43.683*** **(1)**	***84.48***		***11:39:50.595***
6 -	***32.342***	45.902	25.615	1:43.859 **(3)**	84.34	0.176	11:41:34.454

P27 24 RMT Alex SIMMONS Suzuki - Westcountry Windings

IDEAL LAP TIME : 1:44.604 BEST LAP TIME : 1:44.822 DIFFERENCE : 0.218

LAP	SECTOR 1	SECTOR 2	SECTOR 3	LAP TIME	MPH	DIFF	TIME OF DAY
1 -		46.766	***24.869***	2:21.187	62.04	36.365	11:32:53.248
2 -	***32.996***	46.949	24.877	***1:44.822*** **(1)**	***83.56***		***11:34:38.070***
3 -	33.401	46.884	24.883	1:45.168 **(3)**	83.29	0.346	11:36:23.238
4 -	33.266	***46.739***	25.124	1:45.129 **(2)**	83.32	0.307	11:38:08.367
5 -	33.133	47.630	25.213	1:45.976	82.65	1.154	11:39:54.343
6 -	33.314	47.710	25.345	1:46.369	82.35	1.547	11:41:40.712

P28 50 Steve YOUNG Suzuki - Cadmatic Engineering

IDEAL LAP TIME : 1:49.033 BEST LAP TIME : 1:49.529 DIFFERENCE : 0.496

LAP	SECTOR 1	SECTOR 2	SECTOR 3	LAP TIME	MPH	DIFF	TIME OF DAY
1 -		50.810	26.981	2:01.612	72.03	12.083	11:32:33.673
2 -	35.310	49.372	26.170	1:50.852	79.02	1.323	11:34:24.525
3 -	35.114	51.438	25.736	1:52.288	78.01	2.759	11:36:16.813
4 -	34.903	49.284	25.755	1:49.942 **(3)**	79.67	0.413	11:38:06.755
5 -	35.156	***48.976***	***25.397***	***1:49.529*** **(1)**	***79.97***		***11:39:56.284***
6 -	***34.660***	49.273	25.609	1:49.542 **(2)**	79.96	0.013	11:41:45.826

P29 48 Shaun WALLIS Suzuki - Watling Tyres

IDEAL LAP TIME : 1:50.571 BEST LAP TIME : 1:51.121 DIFFERENCE : 0.550

LAP	SECTOR 1	SECTOR 2	SECTOR 3	LAP TIME	MPH	DIFF	TIME OF DAY
1 -		***49.041***	26.193	1:56.371	75.27	5.250	11:32:28.432
2 -	35.648	49.267	26.206	***1:51.121*** **(1)**	***78.83***		***11:34:19.553***
3 -	35.968	49.591	26.532	1:52.091	78.14	0.970	11:36:11.644
4 -	35.703	50.053	26.271	1:52.027	78.19	0.906	11:38:03.671
5 -	35.795	49.625	***26.012***	1:51.432 **(3)**	78.61	0.311	11:39:55.103

Weather / Track : Cloudy / Dry

Brands Hatch GP
Circuit Length = 2.4332 miles
Start: 11:30 Flag 11:40 End: 11:42

BMCRC - MRO Championships 2016 - Rnd 8 @ Brands Hatch GP

Thunderbike Sport & Rookie Minitwins

RACE 1 - SECTOR ANALYSIS

SECTOR 1 = FL to I1, SECTOR 2 = I1 to I2, SECTOR 3 = I2 to FL, DIFF = Difference To Personal Best Lap

6 -	***35.518***	49.447	26.214	1:51.179	**(2)**	78.79	0.058	11:41:46.282

P30 57 Paul FISHER Kawasaki -

IDEAL LAP TIME : 1:49.147 BEST LAP TIME : 1:49.147 DIFFERENCE : 0.000

LAP	SECTOR 1	SECTOR 2	SECTOR 3	LAP TIME		MPH	DIFF	TIME OF DAY
1 -		49.933	25.784	1:59.082		73.56	9.935	11:32:31.143
2 -	***34.661***	***49.333***	***25.153***	***1:49.147***	**(1)**	***80.25***		***11:34:20.290***
3 -	35.499	49.488	26.542	1:51.529	**(3)**	78.54	2.382	11:36:11.819
4 -	35.707	50.033	25.956	1:51.696		78.42	2.549	11:38:03.515
5 -	34.930	51.060	25.983	1:51.973		78.23	2.826	11:39:55.488
6 -	35.334	50.125	25.480	1:50.939	**(2)**	78.96	1.792	11:41:46.427

P31 42 RMT Gary CARLIN Suzuki -

IDEAL LAP TIME : 1:45.627 BEST LAP TIME : 1:46.299 DIFFERENCE : 0.672

LAP	SECTOR 1	SECTOR 2	SECTOR 3	LAP TIME		MPH	DIFF	TIME OF DAY
1 -		***47.437***	25.186	2:23.106		61.21	36.807	11:32:55.167
2 -	33.604	47.862	25.377	1:46.843		81.98	0.544	11:34:42.010
3 -	34.143	47.492	***24.708***	1:46.343	**(2)**	82.37	0.044	11:36:28.353
4 -	33.702	48.360	24.877	1:46.939		81.91	0.640	11:38:15.292
5 -	33.645	47.805	24.849	***1:46.299***	**(1)**	***82.40***		***11:40:01.591***
6 -	***33.482***	47.739	25.491	1:46.712	**(3)**	82.08	0.413	11:41:48.303

P32 147 RMT Thomas WATSON Suzuki - Motorsportdays.com TEA Time Racing

IDEAL LAP TIME : 1:43.870 BEST LAP TIME : 1:44.416 DIFFERENCE : 0.546

LAP	SECTOR 1	SECTOR 2	SECTOR 3	LAP TIME		MPH	DIFF	TIME OF DAY
1 -		46.682	44.356	2:40.046		54.73	55.630	11:33:12.107
2 -	37.031	48.541	24.974	1:50.546		79.24	6.130	11:35:02.653
3 -	32.783	48.518	24.879	1:46.180		82.49	1.764	11:36:48.833
4 -	32.895	46.883	***24.638***	***1:44.416***	**(1)**	***83.89***		***11:38:33.249***
5 -	***32.772***	46.920	24.807	1:44.499	**(2)**	83.82	0.083	11:40:17.748
6 -	33.116	***46.460***	24.992	1:44.568	**(3)**	83.77	0.152	11:42:02.316

P33 99 RMT Ben CATT Suzuki -

IDEAL LAP TIME : 1:48.735 BEST LAP TIME : 1:48.838 DIFFERENCE : 0.103

LAP	SECTOR 1	SECTOR 2	SECTOR 3	LAP TIME		MPH	DIFF	TIME OF DAY
1 -		51.366	26.690	2:30.637		58.15	41.799	11:33:02.698
2 -	34.251	50.472	26.059	1:50.782		79.07	1.944	11:34:53.480
3 -	34.445	48.927	26.038	1:49.410	**(3)**	80.06	0.572	11:36:42.890
4 -	34.448	49.797	25.966	1:50.211		79.48	1.373	11:38:33.101
5 -	34.131	***48.768***	***25.939***	***1:48.838***	**(1)**	***80.48***		***11:40:21.939***
6 -	***34.028***	48.945	25.960	1:48.933	**(2)**	80.41	0.095	11:42:10.872

P34 155 RMT Richard HARRIS Suzuki - HP Racing

IDEAL LAP TIME : 1:51.485 BEST LAP TIME : 1:51.829 DIFFERENCE : 0.344

LAP	SECTOR 1	SECTOR 2	SECTOR 3	LAP TIME		MPH	DIFF	TIME OF DAY
1 -		50.684	26.163	2:28.816		58.86	36.987	11:33:00.877
2 -	35.508	50.722	***26.034***	1:52.264		78.02	0.435	11:34:53.141
3 -	***35.398***	50.363	26.182	1:51.943	**(3)**	78.25	0.114	11:36:45.084
4 -	35.518	50.284	26.038	1:51.840	**(2)**	78.32	0.011	11:38:36.924
5 -	35.699	***50.053***	26.077	***1:51.829***	**(1)**	***78.33***		***11:40:28.753***
6 -	35.586	50.134	26.492	1:52.212		78.06	0.383	11:42:20.965

P35 959 RMT James HOLLINS Suzuki - J&S Accessories

IDEAL LAP TIME : 1:51.705 BEST LAP TIME : 1:52.901 DIFFERENCE : 1.196

LAP	SECTOR 1	SECTOR 2	SECTOR 3	LAP TIME		MPH	DIFF	TIME OF DAY
1 -		50.823	26.838	2:31.177		57.94	38.276	11:33:03.238
2 -	36.407	50.570	26.090	1:53.067	**(3)**	77.47	0.166	11:34:56.305
3 -	36.866	51.057	26.388	1:54.311		76.63	1.410	11:36:50.616

Weather / Track : Cloudy / Dry

Brands Hatch GP
Circuit Length = 2.4332 miles
Start: 11:30 Flag 11:40 End: 11:42

BMCRC - MRO Championships 2016 - Rnd 8 @ Brands Hatch GP

Thunderbike Sport & Rookie Minitwins

RACE 1 - SECTOR ANALYSIS

SECTOR 1 = FL to I1, SECTOR 2 = I1 to I2, SECTOR 3 = I2 to FL, DIFF = Difference To Personal Best Lap

4 -	36.359	50.972	***25.746***	1:53.077		77.46	0.176	11:38:43.693
5 -	***36.219***	50.656	26.026	***1:52.901***	**(1)**	***77.58***		***11:40:36.594***
6 -	37.006	***49.740***	26.308	1:53.054	**(2)**	77.48	0.153	11:42:29.648

P36 16 RMT Geoff LANSDELL Suzuki - EPG Domestic

IDEAL LAP TIME : 1:52.854 BEST LAP TIME : 1:53.042 DIFFERENCE : 0.188

LAP	SECTOR 1	SECTOR 2	SECTOR 3	LAP TIME		MPH	DIFF	TIME OF DAY
1 -		51.804	27.017	2:30.775		58.09	37.733	11:33:02.836
2 -	***35.936***	50.774	26.698	1:53.408	**(2)**	77.24	0.366	11:34:56.244
3 -	36.546	51.252	***26.513***	1:54.311	**(3)**	76.63	1.269	11:36:50.555
4 -	36.096	***50.405***	26.541	***1:53.042***	**(1)**	***77.49***		***11:38:43.597***
5 -	36.034	51.852	26.676	1:54.562		76.46	1.520	11:40:38.159

P37 143 RMT Robert DAVIE Suzuki -

IDEAL LAP TIME : 1:54.386 BEST LAP TIME : 1:54.663 DIFFERENCE : 0.277

LAP	SECTOR 1	SECTOR 2	SECTOR 3	LAP TIME		MPH	DIFF	TIME OF DAY
1 -		52.508	26.579	2:33.618		57.02	38.955	11:33:05.679
2 -	36.764	***51.465***	***26.434***	***1:54.663***	**(1)**	***76.39***		***11:35:00.342***
3 -	36.729	51.740	26.766	1:55.235	**(3)**	76.01	0.572	11:36:55.577
4 -	36.631	53.192	26.706	1:56.529		75.17	1.866	11:38:52.106
5 -	***36.487***	51.990	26.459	1:54.936	**(2)**	76.21	0.273	11:40:47.042

P38 30 RMT Andrew PLAYLE Suzuki - HP Racing

IDEAL LAP TIME : 1:52.930 BEST LAP TIME : 1:53.038 DIFFERENCE : 0.108

LAP	SECTOR 1	SECTOR 2	SECTOR 3	LAP TIME		MPH	DIFF	TIME OF DAY
1 -		51.488	26.875	2:32.402		57.47	39.364	11:33:04.463
2 -	***36.001***	***50.561***	26.476	***1:53.038***	**(1)**	***77.49***		***11:34:57.501***
3 -	36.411	50.897	***26.368***	1:53.676	**(2)**	77.05	0.638	11:36:51.177
4 -	36.483	58.378	27.520	2:02.381		71.57	9.343	11:38:53.558
5 -	37.184	51.681	27.001	1:55.866	**(3)**	75.60	2.828	11:40:49.424

P39 130 RMT Fraser GRINSTEAD Suzuki - TRAPDOOR RACING

IDEAL LAP TIME : 2:03.268 BEST LAP TIME : 2:03.765 DIFFERENCE : 0.497

LAP	SECTOR 1	SECTOR 2	SECTOR 3	LAP TIME		MPH	DIFF	TIME OF DAY
1 -		56.111	29.173	2:42.693		53.84	38.928	11:33:14.754
2 -	39.327	56.076	***28.362***	***2:03.765***	**(1)**	***70.77***		***11:35:18.519***
3 -	***39.042***	***55.864***	30.064	2:04.970	**(2)**	70.09	1.205	11:37:23.489
4 -	39.437	58.720	28.868	2:07.025		68.96	3.260	11:39:30.514
5 -	39.600	56.807	29.070	2:05.477	**(3)**	69.81	1.712	11:41:35.991

P40 31 Kelvin EVENDEN Suzuki - Glosrose Group

IDEAL LAP TIME : 1:53.944 BEST LAP TIME : 1:54.256 DIFFERENCE : 0.312

LAP	SECTOR 1	SECTOR 2	SECTOR 3	LAP TIME		MPH	DIFF	TIME OF DAY
1 -		51.421	27.467	2:01.732	**(3)**	71.95	7.476	11:32:33.793
2 -	36.096	51.249	28.264	1:55.609	**(2)**	75.77	1.353	11:34:29.402
3 -	36.009	***51.054***	***27.193***	***1:54.256***	**(1)**	***76.66***		***11:36:23.658***

Weather / Track : Cloudy / Dry

Brands Hatch GP
Circuit Length = 2.4332 miles
Start: 11:30 Flag 11:40 End: 11:42

BMCRC - MRO Championships 2016 - Rnd 8 @ Brands Hatch GP

Thunderbike Sport & Rookie Minitwins

RACE 1 - BEST SECTORS

	SECTOR 1			SECTOR 2			SECTOR 3			IDEAL / BEST COMPARISON				
POS	NO	NAME	TIME	NO	NAME	TIME	NO	NAME	TIME	POS	NO	NAME	IDEAL	BEST	DIFF
												PERFECT LAP	1:38.463		
1	2	GILL	31.427	47	TROWELL	43.885	77	MAY	23.151	1	77	MAY	1:38.873	1:39.091	0.218
2	77	MAY	31.431	2	GILL	44.098	47	TROWELL	23.369	2	47	TROWELL	1:39.041	1:39.067	0.026
3	186	WITHERINGTON	31.442	77	MAY	44.291	43	WALKEY	23.505	3	2	GILL	1:39.245	1:39.569	0.324
4	43	WALKEY	31.681	43	WALKEY	44.354	2	GILL	23.720	4	43	WALKEY	1:39.540	1:39.938	0.398
5	47	TROWELL	31.787	186	WITHERINGTON	44.940	192	ROWSWELL	23.725	5	186	WITHERINGTON	1:40.403	1:40.443	0.040
6	93	WALLIS	32.149	3	NEWALL	45.212	3	NEWALL	23.857	6	3	NEWALL	1:41.876	1:41.876	0.000
7	19	LILLEY	32.216	175	TYRER	45.640	186	WITHERINGTON	24.021	7	192	ROWSWELL	1:42.185	1:42.667	0.482
8	38	WOOD	32.252	991	CUNNINGHAM	45.666	17	BAUBLYTE	24.281	8	19	LILLEY	1:42.324	1:42.717	0.393
9	991	CUNNINGHAM	32.295	17	BAUBLYTE	45.779	74	SINGLETON	24.292	9	991	CUNNINGHAM	1:42.329	1:43.490	1.161
10	74	SINGLETON	32.324	19	LILLEY	45.806	38	WOOD	24.301	10	38	WOOD	1:42.382	1:42.418	0.036
11	17	BAUBLYTE	32.342	38	WOOD	45.829	19	LILLEY	24.302	11	17	BAUBLYTE	1:42.402	1:43.683	1.281
12	192	ROWSWELL	32.485	74	SINGLETON	45.853	93	WALLIS	24.333	12	74	SINGLETON	1:42.469	1:42.588	0.119
13	54	JAMISON	32.523	444	WILLIAMS	45.907	991	CUNNINGHAM	24.368	13	93	WALLIS	1:42.673	1:42.720	0.047
14	471	LARTER	32.560	54	JAMISON	45.917	471	LARTER	24.382	14	471	LARTER	1:42.880	1:43.247	0.367
15	444	WILLIAMS	32.645	471	LARTER	45.938	113	ELKINS	24.427	15	175	TYRER	1:42.974	1:43.393	0.419
16	113	ELKINS	32.673	192	ROWSWELL	45.975	444	WILLIAMS	24.517	16	54	JAMISON	1:42.993	1:43.679	0.686
17	175	TYRER	32.703	113	ELKINS	46.109	54	JAMISON	24.553	17	444	WILLIAMS	1:43.069	1:43.181	0.112
18	147	WATSON	32.772	93	WALLIS	46.191	9	LEWIN	24.569	18	113	ELKINS	1:43.209	1:43.644	0.435
19	88	CARSON	32.802	9	LEWIN	46.245	175	TYRER	24.631	19	147	WATSON	1:43.870	1:44.416	0.546
20	3	NEWALL	32.807	147	WATSON	46.460	147	WATSON	24.638	20	88	CARSON	1:44.053	1:44.385	0.332
21	24	SIMMONS	32.996	88	CARSON	46.610	88	CARSON	24.641	21	9	LEWIN	1:44.130	1:44.369	0.239
22	23	EVANS	33.124	24	SIMMONS	46.739	42	CARLIN	24.708	22	24	SIMMONS	1:44.604	1:44.822	0.218
23	9	LEWIN	33.316	85	ROBINSON	47.286	72	MILLER	24.845	23	23	EVANS	1:45.520	1:45.580	0.060
24	42	CARLIN	33.482	23	EVANS	47.367	52	JARMAN	24.848	24	42	CARLIN	1:45.627	1:46.299	0.672
25	72	MILLER	33.518	52	JARMAN	47.394	24	SIMMONS	24.869	25	85	ROBINSON	1:46.011	1:46.882	0.871
26	85	ROBINSON	33.553	42	CARLIN	47.437	23	EVANS	25.029	26	72	MILLER	1:46.225	1:47.021	0.796
27	99	CATT	34.028	72	MILLER	47.862	57	FISHER	25.153	27	52	JARMAN	1:46.323	1:47.310	0.987
28	52	JARMAN	34.081	87	REVELL	47.916	86	RICHARDS	25.165	28	87	REVELL	1:47.281	1:47.626	0.345
29	86	RICHARDS	34.106	86	RICHARDS	48.015	85	ROBINSON	25.172	29	86	RICHARDS	1:47.286	1:48.020	0.734
30	87	REVELL	34.107	99	CATT	48.768	87	REVELL	25.258	30	99	CATT	1:48.735	1:48.838	0.103
31	50	YOUNG	34.660	50	YOUNG	48.976	50	YOUNG	25.397	31	50	YOUNG	1:49.033	1:49.529	0.496
32	57	FISHER	34.661	48	WALLIS	49.041	959	HOLLINS	25.746	32	57	FISHER	1:49.147	1:49.147	0.000
33	155	HARRIS	35.398	57	FISHER	49.333	99	CATT	25.939	33	48	WALLIS	1:50.571	1:51.121	0.550
34	48	WALLIS	35.518	959	HOLLINS	49.740	48	WALLIS	26.012	34	155	HARRIS	1:51.485	1:51.829	0.344
35	31	EVENDEN	35.697	155	HARRIS	50.053	155	HARRIS	26.034	35	959	HOLLINS	1:51.705	1:52.901	1.196
36	16	LANSDELL	35.936	16	LANSDELL	50.405	30	PLAYLE	26.368	36	16	LANSDELL	1:52.854	1:53.042	0.188
37	30	PLAYLE	36.001	30	PLAYLE	50.561	143	DAVIE	26.434	37	30	PLAYLE	1:52.930	1:53.038	0.108
38	959	HOLLINS	36.219	31	EVENDEN	51.054	16	LANSDELL	26.513	38	31	EVENDEN	1:53.944	1:54.256	0.312
39	143	DAVIE	36.487	143	DAVIE	51.465	31	EVENDEN	27.193	39	143	DAVIE	1:54.386	1:54.663	0.277
40	130	GRINSTEAD	39.042	130	GRINSTEAD	55.864	130	GRINSTEAD	28.362	40	130	GRINSTEAD	2:03.268	2:03.765	0.497

Weather / Track : Cloudy / Dry

Brands Hatch GP
Circuit Length = 2.4332 miles
Start: 11:30 Flag 11:40 End: 11:42

Results can be found at www.tsl-timing.com

Printed - 11:45 Sunday, 21 August 2016

BMCRC - MRO Championships 2016 - Rnd 8 @ Brands Hatch GP

Thunderbike Sport & Rookie Minitwins

RACE 12 - CLASSIFICATION

POS	NO	CL	PIC	NAME	ENTRY	LAPS	TIME	GAP	DIFF	MPH	BEST	ON
1	77		1	David MAY	Ducati - BBs and taggraceing	5	8:26.538			86.46	1:38.317	5
2	47		2	Mark TROWELL	Yamaha - ELP Racing	5	8:29.472	2.934	2.934	85.96	1:40.140	5
3	4		3	Jake POVAH	Suzuki - www.78plate.com	5	8:31.232	4.694	1.760	85.67	1:40.150	3
4	186		4	Paul WITHERINGTON	Suzuki - P&R plumbing	5	8:38.287	11.749	7.055	84.50	1:41.645	5
5	43		5	Colin WALKEY	Kawasaki - ELP Racing	5	8:38.344	11.806	0.057	84.49	1:41.896	5
6	93		6	Jack WALLIS	Suzuki - Grumpdad and Watling Tyres	5	8:44.044	17.506	5.700	83.57	1:42.851	3
7	192	R	1	Benjamin ROWSWELL	Suzuki - DRM. Isenhurst.	5	8:44.683	18.145	0.639	83.47	1:41.929	4
8	38	R	2	Hayden WOOD	Kawasaki -	5	8:44.856	18.318	0.173	83.44	1:43.112	4
9	444		7	Mason WILLIAMS	Yamaha - Steve Jordan Motorcycles	5	8:44.898	18.360	0.042	83.44	1:42.728	4
10	54		8	Adam JAMISON	Suzuki - AJ Racing	5	8:45.888	19.350	0.990	83.28	1:43.094	2
11	88		9	David CARSON	Kawasaki - www.TwoDavesRacing.com	5	8:47.631	21.093	1.743	83.01	1:43.120	4
12	9		10	Vincent LEWIN	Suzuki - foreverlivingthatcham.co.uk	5	8:50.978	24.440	3.347	82.48	1:44.236	4
13	23		11	Tham EVANS	Honda - Vanilla Electronics	5	8:55.442	28.904	4.464	81.80	1:44.473	2
14	87		12	Tristan REVELL	Suzuki - Bears repairs	5	8:55.499	28.961	0.057	81.79	1:45.148	4
15	48		13	Shaun WALLIS	Suzuki - Watling Tyres	5	8:55.653	29.115	0.154	81.76	1:44.791	4
16	19		14	Kevin LILLEY	Suzuki - Vanson Leathers	5	9:04.104	37.566	8.451	80.49	1:43.466	3
17	85		15	James ROBINSON	Honda - claire palastanga ceramics	5	9:04.219	37.681	0.115	80.48	1:46.157	5
18	57		16	Paul FISHER	Kawasaki -	5	9:05.917	39.379	1.698	80.23	1:47.214	2
19	74	RMT	1	Daniel SINGLETON	Suzuki - SDC	5	9:11.079	44.541	5.162	79.47	1:42.088	4
20	86	R	3	Steve RICHARDS	Honda -	5	9:11.172	44.634	0.093	79.46	1:47.623	2
21	471	RMT	2	James LARTER	Suzuki -	5	9:13.469	46.931	2.297	79.13	1:41.678	5
22	113	RMT	3	Sam ELKINS	Suzuki - Me Old Man	5	9:15.113	48.575	1.644	78.90	1:42.482	5
23	991	RMT	4	Marc CUNNINGHAM	Suzuki -	5	9:15.529	48.991	0.416	78.84	1:42.416	3
24	175	RMT	5	Richard TYRER	Suzuki -	5	9:17.631	51.093	2.102	78.54	1:42.951	5
25	147	RMT	6	Thomas WATSON	Suzuki - Motorsportdays.com TEA Time Racing	5	9:18.231	51.693	0.600	78.46	1:42.968	2
26	17	RMT	7	Ieva BAUBLYTE	Suzuki - 1st Moto Solutions	5	9:18.293	51.755	0.062	78.45	1:42.521	5
27	24	RMT	8	Alex SIMMONS	Suzuki - Westcountry Windings	5	9:20.585	54.047	2.292	78.13	1:44.099	3
28	42	RMT	9	Gary CARLIN	Suzuki -	5	9:27.448	1:00.910	6.863	77.18	1:44.928	5
29	99	RMT	10	Ben CATT	Suzuki -	5	9:37.740	1:11.202	10.292	75.81	1:46.843	2
30	155	RMT	11	Richard HARRIS	Suzuki - HP Racing	5	10:04.999	1:38.461	27.259	72.39	1:51.451	5
31	959	RMT	12	James HOLLINS	Suzuki - J&S Accessories	5	10:07.498	1:40.960	2.499	72.09	1:52.219	4
32	30	RMT	13	Andrew PLAYLE	Suzuki - HP Racing	5	10:07.774	1:41.236	0.276	72.06	1:51.460	4
33	16	RMT	14	Geoff LANSDELL	Suzuki - EPG Domestic	5	10:08.866	1:42.328	1.092	71.93	1:52.961	5
34	143	RMT	15	Robert DAVIE	Suzuki -	5	10:16.338	1:49.800	7.472	71.06	1:54.667	3
35	130	RMT	16	Fraser GRINSTEAD	Suzuki - TRAPDOOR RACING	4	8:59.931	1 Lap	1 Lap	64.89	2:03.668	3

NOT CLASSIFIED

DNF	3			Marcus NEWALL	Yamaha - Mum & Dad	1	1:48.964	4 Laps	3 Laps	80.39	1:48.964	1
DNF	72			Kevin MILLER	Honda - Mechanical Air Supplies Ltd	0						

FASTEST LAP

77		David MAY	Ducati - BBs and taggraceing	5	1:38.317	89.09 mph	143.38 kph
471	RMT	James LARTER	Suzuki -	5	1:41.678	86.15 mph	138.64 kph
192	R	Benjamin ROWSWELL	Suzuki - DRM. Isenhurst.	4	1:41.929	85.94 mph	138.30 kph

Class - 90% of Race Speed = 77.81 mph
Class R - 90% of Race Speed = 75.12 mph
Class RMT - 90% of Race Speed = 71.52 mph

Brands Hatch GP
Circuit Length = 2.4332 miles
Start: 14:57 Flag 15:05 End: 15:07

Weather / Track : Cloudy / Dry
These results are provisional until the conclusion of any judicial and technical matters.

Clerk Of Course :		Timekeeper :

Results can be found at www.tsl-timing.com

Printed - 15:07 Sunday, 21 August 2016

BMCRC - MRO Championships 2016 - Rnd 8 @ Brands Hatch GP

Thunderbike Sport & Rookie Minitwins

RACE 12 - LAP CHART

LAP 1 @ 14:58:50.202

NO	BEHIND	LAP TIME
47		1:47.979
77	0.204	1:48.183
43	0.696	1:48.675
4	0.927	1:48.906
3	0.985	1:48.964
186	1.033	1:49.012
93	2.059	1:50.038
38	2.241	1:50.220
192	2.264	1:50.243
444	2.942	1:50.921
54	3.424	1:51.403
9	3.672	1:51.651
88	4.172	1:52.151
19	4.399	1:52.378
87	5.033	1:53.012
48	5.737	1:53.716
86	6.223	1:54.202
23	6.593	1:54.572
57	6.791	1:54.770
85	7.485	1:55.464
74	32.892	2:20.871
471	34.185	2:22.164
113	34.817	2:22.796
24	34.984	2:22.963
991	35.239	2:23.218
175	35.602	2:23.581
17	35.890	2:23.869
147	36.828	2:24.807
42	37.041	2:25.020
99	39.255	2:27.234
959	45.180	2:33.159
30	46.140	2:34.119
155	46.367	2:34.346
16	46.813	2:34.792
143	47.378	2:35.357
130	57.130	2:45.109

LAP 2 @ 15:00:30.903

NO	BEHIND	LAP TIME
47		1:40.701
77	0.089	1:40.586
4	0.921	1:40.695
43	2.593	1:42.598
186	2.854	1:42.522
93	4.873	1:43.515
38	4.952	1:43.412
192	5.357	1:43.794
444	5.438	1:43.197
54	5.817	1:43.094
19	7.309	1:43.611
9	8.052	1:45.081
88	8.346	1:44.875
87	9.924	1:45.592
48	10.096	1:45.060
23	10.365	1:44.473
86	13.145	1:47.623
57	13.304	1:47.214
85	13.992	1:47.208
74	35.545	1:43.354
471	36.680	1:43.196
113	37.235	1:43.119
991	37.355	1:42.817
175	38.756	1:43.855
24	38.989	1:44.706
17	39.030	1:43.841
147	39.095	1:42.968
42	41.965	1:45.625
99	45.397	1:46.843
959	58.785	1:54.306
155	59.388	1:53.722
16	1:00.189	1:54.077
30	1:00.573	1:55.134
143	1:01.398	1:54.721
130	1:20.492	2:04.063

LAP 3 @ 15:02:11.142

NO	BEHIND	LAP TIME
47		1:40.239
77	0.154	1:40.304
4	0.832	1:40.150
43	5.194	1:42.840
186	5.469	1:42.854
93	7.485	1:42.851
38	8.190	1:43.477
444	8.476	1:43.277
192	8.497	1:43.379
54	9.128	1:43.550
19	10.536	1:43.466
88	11.795	1:43.688
9	12.291	1:44.478
87	15.423	1:45.738
23	15.437	1:45.311
48	15.671	1:45.814
86	20.977	1:48.071
85	21.438	1:47.685
57	21.493	1:48.428
74	37.493	1:42.187
991	39.532	1:42.416
471	39.621	1:43.180
113	39.944	1:42.948
175	42.074	1:43.557
147	42.215	1:43.359
17	42.829	1:44.038
24	42.849	1:44.099
42	47.692	1:45.966
99	53.183	1:48.025
959	1:12.625	1:54.079
155	1:13.163	1:54.014
16	1:13.968	1:54.018
30	1:14.102	1:53.768
143	1:15.826	1:54.667

LAP 4 @ 15:03:50.444

NO	BEHIND	LAP TIME
77		1:39.148
47	1.111	1:40.413
4	2.012	1:40.482
130	1 Lap	2:03.668
43	8.227	1:42.335
186	8.421	1:42.254
192	11.124	1:41.929
93	11.230	1:43.047
444	11.902	1:42.728
38	12.000	1:43.112
54	13.546	1:43.720
88	15.613	1:43.120
19	15.758	1:44.524
9	17.225	1:44.236
23	20.901	1:44.766
48	21.160	1:44.791
87	21.269	1:45.148
85	29.841	1:47.705
57	29.910	1:47.719
86	30.606	1:48.931
74	40.279	1:42.088
471	43.570	1:43.251
991	44.214	1:43.984
113	44.410	1:43.768
175	46.459	1:43.687
147	46.707	1:43.794
17	47.551	1:44.024
24	47.798	1:44.251
42	54.299	1:45.909
99	1:02.291	1:48.410
155	1:25.327	1:51.466
959	1:25.542	1:52.219
30	1:26.260	1:51.460
16	1:27.684	1:53.018
143	1:31.535	1:55.011

LAP 5 @ 15:05:28.761

NO	BEHIND	LAP TIME
77		1:38.317
47	2.934	1:40.140
4	4.694	1:40.999
186	11.749	1:41.645
43	11.806	1:41.896
93	17.506	1:44.593
192	18.145	1:45.338
38	18.318	1:44.635
444	18.360	1:44.775
54	19.350	1:44.121
88	21.093	1:43.797
9	24.440	1:45.532
23	28.904	1:46.320
87	28.961	1:46.009
48	29.115	1:46.272
130	1 Lap	2:07.091
19	37.566	2:00.125
85	37.681	1:46.157
57	39.379	1:47.786
74	44.541	1:42.579
86	44.634	1:52.345
471	46.931	1:41.678
113	48.575	1:42.482
991	48.991	1:43.094
175	51.093	1:42.951
147	51.693	1:43.303
17	51.755	1:42.521
24	54.047	1:44.566
42	1:00.910	1:44.928
99	1:11.202	1:47.228
155	1:38.461	1:51.451
959	1:40.960	1:53.735
30	1:41.236	1:53.293
16	1:42.328	1:52.961
143	1:49.800	1:56.582

Weather / Track : Cloudy / Dry

Brands Hatch GP
Circuit Length = 2.4332 miles
Start: 14:57 Flag 15:05 End: 15:07

Results can be found at www.tsl-timing.com

Printed - 15:08 Sunday, 21 August 2016

BMCRC - MRO Championships 2016 - Rnd 8 @ Brands Hatch GP

Thunderbike Sport & Rookie Minitwins

RACE 12 - SECTOR ANALYSIS

SECTOR 1 = FL to I1, SECTOR 2 = I1 to I2, SECTOR 3 = I2 to FL, DIFF = Difference To Personal Best Lap

P1 77 David MAY Ducati - BBs and taggraceing

IDEAL LAP TIME : 1:38.317 BEST LAP TIME : 1:38.317 DIFFERENCE : 0.000

LAP	SECTOR 1	SECTOR 2	SECTOR 3	LAP TIME	MPH	DIFF	TIME OF DAY
1 -			23.888	1:48.183	80.97	9.866	14:58:50.406
2 -	32.216	44.899	23.471	1:40.586	87.08	2.269	15:00:30.992
3 -	32.286	44.484	23.534	1:40.304 (3)	87.33	1.987	15:02:11.296
4 -	31.449	43.927	23.772	1:39.148 (2)	88.35	0.831	15:03:50.444
5 -	***31.401***	***43.888***	***23.028***	***1:38.317 (1)***	***89.09***		***15:05:28.761***

P2 47 Mark TROWELL Yamaha - ELP Racing

IDEAL LAP TIME : 1:39.885 BEST LAP TIME : 1:40.140 DIFFERENCE : 0.255

LAP	SECTOR 1	SECTOR 2	SECTOR 3	LAP TIME	MPH	DIFF	TIME OF DAY
1 -			23.961	1:47.979	81.12	7.839	14:58:50.202
2 -	32.263	44.733	23.705	1:40.701	86.98	0.561	15:00:30.903
3 -	***32.120***	44.561	23.558	1:40.239 (2)	87.38	0.099	15:02:11.142
4 -	32.571	***44.365***	23.477	1:40.413 (3)	87.23	0.273	15:03:51.555
5 -	32.339	44.401	***23.400***	***1:40.140 (1)***	***87.47***		***15:05:31.695***

P3 4 Jake POVAH Suzuki - www.78plate.com

IDEAL LAP TIME : 1:39.999 BEST LAP TIME : 1:40.150 DIFFERENCE : 0.151

LAP	SECTOR 1	SECTOR 2	SECTOR 3	LAP TIME	MPH	DIFF	TIME OF DAY
1 -			24.318	1:48.906	80.43	8.756	14:58:51.129
2 -	32.149	44.832	23.714	1:40.695 (3)	86.99	0.545	15:00:31.824
3 -	***31.521***	44.946	***23.683***	***1:40.150 (1)***	***87.46***		***15:02:11.974***
4 -	31.578	***44.795***	24.109	1:40.482 (2)	87.17	0.332	15:03:52.456
5 -	31.668	45.360	23.971	1:40.999	86.73	0.849	15:05:33.455

P4 186 Paul WITHERINGTON Suzuki - P&R plumbing

IDEAL LAP TIME : 1:41.589 BEST LAP TIME : 1:41.645 DIFFERENCE : 0.056

LAP	SECTOR 1	SECTOR 2	SECTOR 3	LAP TIME	MPH	DIFF	TIME OF DAY
1 -			24.587	1:49.012	80.35	7.367	14:58:51.235
2 -	32.765	45.468	24.289	1:42.522 (3)	85.44	0.877	15:00:33.757
3 -	***32.315***	45.753	24.786	1:42.854	85.16	1.209	15:02:16.611
4 -	32.422	45.354	24.478	1:42.254 (2)	85.66	0.609	15:03:58.865
5 -	32.371	***45.232***	***24.042***	***1:41.645 (1)***	***86.18***		***15:05:40.510***

P5 43 Colin WALKEY Kawasaki - ELP Racing

IDEAL LAP TIME : 1:41.548 BEST LAP TIME : 1:41.896 DIFFERENCE : 0.348

LAP	SECTOR 1	SECTOR 2	SECTOR 3	LAP TIME	MPH	DIFF	TIME OF DAY
1 -			24.623	1:48.675	80.60	6.779	14:58:50.898
2 -	32.756	45.659	24.183	1:42.598 (3)	85.38	0.702	15:00:33.496
3 -	***32.341***	46.007	24.492	1:42.840	85.17	0.944	15:02:16.336
4 -	32.513	***45.479***	24.343	1:42.335 (2)	85.59	0.439	15:03:58.671
5 -	32.515	45.653	***23.728***	***1:41.896 (1)***	***85.96***		***15:05:40.567***

P6 93 Jack WALLIS Suzuki - Grumpdad and Watling Tyres

IDEAL LAP TIME : 1:42.646 BEST LAP TIME : 1:42.851 DIFFERENCE : 0.205

LAP	SECTOR 1	SECTOR 2	SECTOR 3	LAP TIME	MPH	DIFF	TIME OF DAY
1 -			***24.264***	1:50.038	79.60	7.187	14:58:52.261
2 -	32.438	46.534	24.543	1:43.515 (3)	84.62	0.664	15:00:35.776
3 -	32.595	***45.969***	24.287	***1:42.851 (1)***	***85.17***		***15:02:18.627***
4 -	***32.413***	46.170	24.464	1:43.047 (2)	85.00	0.196	15:04:01.674
5 -	33.273	46.488	24.832	1:44.593	83.75	1.742	15:05:46.267

P7 192 R Benjamin ROWSWELL Suzuki - DRM. Isenhurst.

IDEAL LAP TIME : 1:41.494 BEST LAP TIME : 1:41.929 DIFFERENCE : 0.435

LAP	SECTOR 1	SECTOR 2	SECTOR 3	LAP TIME	MPH	DIFF	TIME OF DAY

Weather / Track : Cloudy / Dry

Brands Hatch GP
Circuit Length = 2.4332 miles
Start: 14:57 Flag 15:05 End: 15:07

BMCRC - MRO Championships 2016 - Rnd 8 @ Brands Hatch GP

Thunderbike Sport & Rookie Minitwins

RACE 12 - SECTOR ANALYSIS

SECTOR 1 = FL to I1, SECTOR 2 = I1 to I2, SECTOR 3 = I2 to FL, DIFF = Difference To Personal Best Lap

1 -			24.051	1:50.243	79.45	8.314	14:58:52.466
2 -	33.384	46.292	24.118	1:43.794 (3)	84.39	1.865	15:00:36.260
3 -	33.417	45.939	24.023	1:43.379 (2)	84.73	1.450	15:02:19.639
4 -	***32.288***	45.536	24.105	***1:41.929 (1)***	***85.94***		***15:04:01.568***
5 -	36.132	***45.229***	***23.977***	1:45.338	83.15	3.409	15:05:46.906

P8 38 R Hayden WOOD Kawasaki -

IDEAL LAP TIME : 1:42.437 BEST LAP TIME : 1:43.112 DIFFERENCE : 0.675

LAP	SECTOR 1	SECTOR 2	SECTOR 3	LAP TIME	MPH	DIFF	TIME OF DAY
1 -			24.307	1:50.220	79.47	7.108	14:58:52.443
2 -	32.475	46.638	***24.299***	1:43.412 (2)	84.70	0.300	15:00:35.855
3 -	33.068	***46.100***	24.309	1:43.477 (3)	84.65	0.365	15:02:19.332
4 -	***32.038***	46.278	24.796	***1:43.112 (1)***	***84.95***		***15:04:02.444***
5 -	33.111	47.019	24.505	1:44.635	83.71	1.523	15:05:47.079

P9 444 Mason WILLIAMS Yamaha - Steve Jordan Motorcycles

IDEAL LAP TIME : 1:42.460 BEST LAP TIME : 1:42.728 DIFFERENCE : 0.268

LAP	SECTOR 1	SECTOR 2	SECTOR 3	LAP TIME	MPH	DIFF	TIME OF DAY
1 -			24.459	1:50.921	78.97	8.193	14:58:53.144
2 -	***32.394***	46.210	24.593	1:43.197 (2)	84.88	0.469	15:00:36.341
3 -	32.724	46.189	***24.364***	1:43.277 (3)	84.81	0.549	15:02:19.618
4 -	32.520	***45.702***	24.506	***1:42.728 (1)***	***85.27***		***15:04:02.346***
5 -	33.104	47.255	24.416	1:44.775	83.60	2.047	15:05:47.121

P10 54 Adam JAMISON Suzuki - AJ Racing

IDEAL LAP TIME : 1:43.064 BEST LAP TIME : 1:43.094 DIFFERENCE : 0.030

LAP	SECTOR 1	SECTOR 2	SECTOR 3	LAP TIME	MPH	DIFF	TIME OF DAY
1 -			24.638	1:51.403	78.63	8.309	14:58:53.626
2 -	***32.499***	46.222	***24.373***	***1:43.094 (1)***	***84.96***		***15:00:36.720***
3 -	32.607	46.468	24.475	1:43.550 (2)	84.59	0.456	15:02:20.270
4 -	32.758	46.214	24.748	1:43.720 (3)	84.45	0.626	15:04:03.990
5 -	33.213	***46.192***	24.716	1:44.121	84.13	1.027	15:05:48.111

P11 88 David CARSON Kawasaki - www.TwoDavesRacing.com

IDEAL LAP TIME : 1:43.011 BEST LAP TIME : 1:43.120 DIFFERENCE : 0.109

LAP	SECTOR 1	SECTOR 2	SECTOR 3	LAP TIME	MPH	DIFF	TIME OF DAY
1 -			24.734	1:52.151	78.10	9.031	14:58:54.374
2 -	32.994	47.234	24.647	1:44.875	83.52	1.755	15:00:39.249
3 -	32.646	46.505	24.537	1:43.688 (2)	84.48	0.568	15:02:22.937
4 -	32.536	***46.224***	***24.360***	***1:43.120 (1)***	***84.94***		***15:04:06.057***
5 -	***32.427***	46.873	24.497	1:43.797 (3)	84.39	0.677	15:05:49.854

P12 9 Vincent LEWIN Suzuki - foreverlivingthatcham.co.uk

IDEAL LAP TIME : 1:44.077 BEST LAP TIME : 1:44.236 DIFFERENCE : 0.159

LAP	SECTOR 1	SECTOR 2	SECTOR 3	LAP TIME	MPH	DIFF	TIME OF DAY
1 -			***24.525***	1:51.651	78.45	7.415	14:58:53.874
2 -	33.451	46.883	24.747	1:45.081 (3)	83.36	0.845	15:00:38.955
3 -	33.346	46.546	24.586	1:44.478 (2)	83.84	0.242	15:02:23.433
4 -	***33.216***	***46.336***	24.684	***1:44.236 (1)***	***84.03***		***15:04:07.669***
5 -	33.834	46.577	25.121	1:45.532	83.00	1.296	15:05:53.201

P13 23 Tham EVANS Honda - Vanilla Electronics

IDEAL LAP TIME : 1:44.473 BEST LAP TIME : 1:44.473 DIFFERENCE : 0.000

LAP	SECTOR 1	SECTOR 2	SECTOR 3	LAP TIME	MPH	DIFF	TIME OF DAY
1 -			25.246	1:54.572	76.45	10.099	14:58:56.795
2 -	***33.007***	***46.872***	***24.594***	***1:44.473 (1)***	***83.84***		***15:00:41.268***
3 -	33.326	47.369	24.616	1:45.311 (3)	83.18	0.838	15:02:26.579
4 -	33.043	46.899	24.824	1:44.766 (2)	83.61	0.293	15:04:11.345

Weather / Track : Cloudy / Dry

Brands Hatch GP
Circuit Length = 2.4332 miles
Start: 14:57 Flag 15:05 End: 15:07

BMCRC - MRO Championships 2016 - Rnd 8 @ Brands Hatch GP

Thunderbike Sport & Rookie Minitwins

RACE 12 - SECTOR ANALYSIS

SECTOR 1 = FL to I1, SECTOR 2 = I1 to I2, SECTOR 3 = I2 to FL, DIFF = Difference To Personal Best Lap

5 -	33.008	47.718	25.594	1:46.320	82.39	1.847	15:05:57.665

P14 87 Tristan REVELL Suzuki - Bears repairs

IDEAL LAP TIME : 1:45.080 BEST LAP TIME : 1:45.148 DIFFERENCE : 0.068

LAP	SECTOR 1	SECTOR 2	SECTOR 3	LAP TIME	MPH	DIFF	TIME OF DAY
1 -			25.287	1:53.012	77.51	7.864	14:58:55.235
2 -	33.401	47.204	24.987	1:45.592 **(2)**	82.95	0.444	15:00:40.827
3 -	33.467	47.302	***24.969***	1:45.738 **(3)**	82.84	0.590	15:02:26.565
4 -	***33.348***	***46.763***	25.037	***1:45.148*** **(1)**	***83.30***		***15:04:11.713***
5 -	33.415	47.307	25.287	1:46.009	82.63	0.861	15:05:57.722

P15 48 Shaun WALLIS Suzuki - Watling Tyres

IDEAL LAP TIME : 1:44.671 BEST LAP TIME : 1:44.791 DIFFERENCE : 0.120

LAP	SECTOR 1	SECTOR 2	SECTOR 3	LAP TIME	MPH	DIFF	TIME OF DAY
1 -			25.119	1:53.716	77.03	8.925	14:58:55.939
2 -	33.354	46.942	24.764	1:45.060 **(2)**	83.37	0.269	15:00:40.999
3 -	33.870	47.377	***24.567***	1:45.814 **(3)**	82.78	1.023	15:02:26.813
4 -	***33.267***	***46.837***	24.687	***1:44.791*** **(1)**	***83.59***		***15:04:11.604***
5 -	34.735	46.838	24.699	1:46.272	82.42	1.481	15:05:57.876

P16 19 Kevin LILLEY Suzuki - Vanson Leathers

IDEAL LAP TIME : 1:43.079 BEST LAP TIME : 1:43.466 DIFFERENCE : 0.387

LAP	SECTOR 1	SECTOR 2	SECTOR 3	LAP TIME	MPH	DIFF	TIME OF DAY
1 -			***24.369***	1:52.378	77.94	8.912	14:58:54.601
2 -	32.971	46.148	24.492	1:43.611 **(2)**	84.54	0.145	15:00:38.212
3 -	***32.686***	***46.024***	24.756	***1:43.466*** **(1)**	***84.66***		***15:02:21.678***
4 -	33.487	46.211	24.826	1:44.524 **(3)**	83.80	1.058	15:04:06.202
5 -	42.298	51.322	26.505	2:00.125	72.92	16.659	15:06:06.327

P17 85 James ROBINSON Honda - claire palastanga ceramics

IDEAL LAP TIME : 1:46.060 BEST LAP TIME : 1:46.157 DIFFERENCE : 0.097

LAP	SECTOR 1	SECTOR 2	SECTOR 3	LAP TIME	MPH	DIFF	TIME OF DAY
1 -			25.271	1:55.464	75.86	9.307	14:58:57.687
2 -	33.984	47.541	25.683	1:47.208 **(2)**	81.70	1.051	15:00:44.895
3 -	34.772	47.452	25.461	1:47.685 **(3)**	81.34	1.528	15:02:32.580
4 -	34.933	47.557	***25.215***	1:47.705	81.33	1.548	15:04:20.285
5 -	***33.977***	***46.868***	25.312	***1:46.157*** **(1)**	***82.51***		***15:06:06.442***

P18 57 Paul FISHER Kawasaki -

IDEAL LAP TIME : 1:46.764 BEST LAP TIME : 1:47.214 DIFFERENCE : 0.450

LAP	SECTOR 1	SECTOR 2	SECTOR 3	LAP TIME	MPH	DIFF	TIME OF DAY
1 -			25.105	1:54.770	76.32	7.556	14:58:56.993
2 -	34.416	***47.558***	25.240	***1:47.214*** **(1)**	***81.70***		***15:00:44.207***
3 -	35.547	48.075	***24.806***	1:48.428	80.78	1.214	15:02:32.635
4 -	***34.400***	47.903	25.416	1:47.719 **(2)**	81.32	0.505	15:04:20.354
5 -	34.839	47.912	25.035	1:47.786 **(3)**	81.27	0.572	15:06:08.140

P19 74 RMT Daniel SINGLETON Suzuki - SDC

IDEAL LAP TIME : 1:42.037 BEST LAP TIME : 1:42.088 DIFFERENCE : 0.051

LAP	SECTOR 1	SECTOR 2	SECTOR 3	LAP TIME	MPH	DIFF	TIME OF DAY
1 -		45.930	24.471	2:20.871	62.18	38.783	14:59:23.094
2 -	32.661	46.087	24.606	1:43.354	84.75	1.266	15:01:06.448
3 -	***32.167***	45.655	24.365	1:42.187 **(2)**	85.72	0.099	15:02:48.635
4 -	32.218	***45.543***	***24.327***	***1:42.088*** **(1)**	***85.80***		***15:04:30.723***
5 -	32.422	45.737	24.420	1:42.579 **(3)**	85.39	0.491	15:06:13.302

Weather / Track : Cloudy / Dry

Brands Hatch GP
Circuit Length = 2.4332 miles
Start: 14:57 Flag 15:05 End: 15:07

BMCRC - MRO Championships 2016 - Rnd 8 @ Brands Hatch GP

Thunderbike Sport & Rookie Minitwins

RACE 12 - SECTOR ANALYSIS

SECTOR 1 = FL to I1, SECTOR 2 = I1 to I2, SECTOR 3 = I2 to FL, DIFF = Difference To Personal Best Lap

P20 86 R Steve RICHARDS Honda -

IDEAL LAP TIME : 1:47.253 BEST LAP TIME : 1:47.623 DIFFERENCE : 0.370

LAP	SECTOR 1	SECTOR 2	SECTOR 3	LAP TIME	MPH	DIFF	TIME OF DAY
1 -			***25.175***	1:54.202	76.70	6.579	14:58:56.425
2 -	***34.308***	***47.770***	25.545	***1:47.623*** **(1)**	***81.39***		***15:00:44.048***
3 -	34.580	48.310	25.181	1:48.071 **(2)**	81.05	0.448	15:02:32.119
4 -	35.868	47.881	25.182	1:48.931 **(3)**	80.41	1.308	15:04:21.050
5 -	36.979	49.876	25.490	1:52.345	77.97	4.722	15:06:13.395

P21 471 RMT James LARTER Suzuki -

IDEAL LAP TIME : 1:41.678 BEST LAP TIME : 1:41.678 DIFFERENCE : 0.000

LAP	SECTOR 1	SECTOR 2	SECTOR 3	LAP TIME	MPH	DIFF	TIME OF DAY
1 -		46.292	24.608	2:22.164	61.61	40.486	14:59:24.387
2 -	32.468	46.199	24.529	1:43.196 **(3)**	84.88	1.518	15:01:07.583
3 -	32.460	46.305	24.415	1:43.180 **(2)**	84.89	1.502	15:02:50.763
4 -	33.140	45.809	24.302	1:43.251	84.84	1.573	15:04:34.014
5 -	***31.821***	***45.720***	***24.137***	***1:41.678*** **(1)**	***86.15***		***15:06:15.692***

P22 113 RMT Sam ELKINS Suzuki - Me Old Man

IDEAL LAP TIME : 1:42.283 BEST LAP TIME : 1:42.482 DIFFERENCE : 0.199

LAP	SECTOR 1	SECTOR 2	SECTOR 3	LAP TIME	MPH	DIFF	TIME OF DAY
1 -		45.957	24.416	2:22.796	61.34	40.314	14:59:25.019
2 -	32.506	45.894	24.719	1:43.119 **(3)**	84.94	0.637	15:01:08.138
3 -	32.797	45.878	***24.273***	1:42.948 **(2)**	85.08	0.466	15:02:51.086
4 -	32.929	46.179	24.660	1:43.768	84.41	1.286	15:04:34.854
5 -	***32.282***	***45.728***	24.472	***1:42.482*** **(1)**	***85.47***		***15:06:17.336***

P23 991 RMT Marc CUNNINGHAM Suzuki -

IDEAL LAP TIME : 1:42.153 BEST LAP TIME : 1:42.416 DIFFERENCE : 0.263

LAP	SECTOR 1	SECTOR 2	SECTOR 3	LAP TIME	MPH	DIFF	TIME OF DAY
1 -		46.582	24.430	2:23.218	61.16	40.802	14:59:25.441
2 -	32.719	45.789	***24.309***	1:42.817 **(2)**	85.19	0.401	15:01:08.258
3 -	***32.206***	***45.638***	24.572	***1:42.416*** **(1)**	***85.53***		***15:02:50.674***
4 -	32.812	46.262	24.910	1:43.984	84.24	1.568	15:04:34.658
5 -	32.754	45.875	24.465	1:43.094 **(3)**	84.96	0.678	15:06:17.752

P24 175 RMT Richard TYRER Suzuki -

IDEAL LAP TIME : 1:42.941 BEST LAP TIME : 1:42.951 DIFFERENCE : 0.010

LAP	SECTOR 1	SECTOR 2	SECTOR 3	LAP TIME	MPH	DIFF	TIME OF DAY
1 -		46.292	24.478	2:23.581	61.00	40.630	14:59:25.804
2 -	32.854	46.418	24.583	1:43.855	84.34	0.904	15:01:09.659
3 -	32.798	***46.164***	24.595	1:43.557 **(2)**	84.58	0.606	15:02:53.216
4 -	32.772	46.285	24.630	1:43.687 **(3)**	84.48	0.736	15:04:36.903
5 -	***32.380***	46.174	***24.397***	***1:42.951*** **(1)**	***85.08***		***15:06:19.854***

P25 147 RMT Thomas WATSON Suzuki - Motorsportdays.com TEA Time Racing

IDEAL LAP TIME : 1:42.671 BEST LAP TIME : 1:42.968 DIFFERENCE : 0.297

LAP	SECTOR 1	SECTOR 2	SECTOR 3	LAP TIME	MPH	DIFF	TIME OF DAY
1 -		46.566	24.899	2:24.807	60.49	41.839	14:59:27.030
2 -	32.812	***45.889***	***24.267***	***1:42.968*** **(1)**	***85.07***		***15:01:09.998***
3 -	32.606	46.171	24.582	1:43.359 **(3)**	84.75	0.391	15:02:53.357
4 -	32.699	46.485	24.610	1:43.794	84.39	0.826	15:04:37.151
5 -	***32.515***	46.092	24.696	1:43.303 **(2)**	84.79	0.335	15:06:20.454

P26 17 RMT Ieva BAUBLYTE Suzuki - 1st Moto Solutions

IDEAL LAP TIME : 1:42.295 BEST LAP TIME : 1:42.521 DIFFERENCE : 0.226

LAP	SECTOR 1	SECTOR 2	SECTOR 3	LAP TIME	MPH	DIFF	TIME OF DAY

Weather / Track : Cloudy / Dry

Brands Hatch GP
Circuit Length = 2.4332 miles
Start: 14:57 Flag 15:05 End: 15:07

BMCRC - MRO Championships 2016 - Rnd 8 @ Brands Hatch GP

Thunderbike Sport & Rookie Minitwins

RACE 12 - SECTOR ANALYSIS

SECTOR 1 = FL to I1, SECTOR 2 = I1 to I2, SECTOR 3 = I2 to FL, DIFF = Difference To Personal Best Lap

1 -		46.414	24.443	2:23.869	60.88	41.348	14:59:26.092
2 -	32.754	46.501	24.586	1:43.841 (2)	84.35	1.320	15:01:09.933
3 -	33.015	46.674	***24.349***	1:44.038	84.19	1.517	15:02:53.971
4 -	32.932	46.448	24.644	1:44.024 (3)	84.20	1.503	15:04:37.995
5 -	***32.546***	***45.400***	24.575	***1:42.521 (1)***	***85.44***		***15:06:20.516***

P27 24 RMT Alex SIMMONS

Suzuki - Westcountry Windings

IDEAL LAP TIME : 1:43.624 BEST LAP TIME : 1:44.099 DIFFERENCE : 0.475

LAP	SECTOR 1	SECTOR 2	SECTOR 3	LAP TIME	MPH	DIFF	TIME OF DAY
1 -		***46.251***	24.871	2:22.963	61.27	38.864	14:59:25.186
2 -	33.194	46.495	25.017	1:44.706	83.66	0.607	15:01:09.892
3 -	32.910	46.549	24.640	***1:44.099 (1)***	***84.14***		***15:02:53.991***
4 -	32.895	46.734	***24.622***	1:44.251 (2)	84.02	0.152	15:04:38.242
5 -	***32.751***	46.756	25.059	1:44.566 (3)	83.77	0.467	15:06:22.808

P28 42 RMT Gary CARLIN

Suzuki -

IDEAL LAP TIME : 1:44.249 BEST LAP TIME : 1:44.928 DIFFERENCE : 0.679

LAP	SECTOR 1	SECTOR 2	SECTOR 3	LAP TIME	MPH	DIFF	TIME OF DAY
1 -		***46.768***	24.618	2:25.020	60.40	40.092	14:59:27.243
2 -	33.653	47.413	24.559	1:45.625 (2)	82.93	0.697	15:01:12.868
3 -	33.500	47.712	24.754	1:45.966	82.66	1.038	15:02:58.834
4 -	33.485	47.533	24.891	1:45.909 (3)	82.71	0.981	15:04:44.743
5 -	***33.038***	47.447	***24.443***	***1:44.928 (1)***	***83.48***		***15:06:29.671***

P29 99 RMT Ben CATT

Suzuki -

IDEAL LAP TIME : 1:46.663 BEST LAP TIME : 1:46.843 DIFFERENCE : 0.180

LAP	SECTOR 1	SECTOR 2	SECTOR 3	LAP TIME	MPH	DIFF	TIME OF DAY
1 -		47.522	25.558	2:27.234	59.49	40.391	14:59:29.457
2 -	33.861	***47.436***	25.546	***1:46.843 (1)***	***81.98***		***15:01:16.300***
3 -	33.834	48.461	25.730	1:48.025 (3)	81.09	1.182	15:03:04.325
4 -	34.211	48.499	25.700	1:48.410	80.80	1.567	15:04:52.735
5 -	***33.785***	48.001	***25.442***	1:47.228 (2)	81.69	0.385	15:06:39.963

P30 155 RMT Richard HARRIS

Suzuki - HP Racing

IDEAL LAP TIME : 1:51.295 BEST LAP TIME : 1:51.451 DIFFERENCE : 0.156

LAP	SECTOR 1	SECTOR 2	SECTOR 3	LAP TIME	MPH	DIFF	TIME OF DAY
1 -		51.363	26.503	2:34.346	56.75	42.895	14:59:36.569
2 -	36.064	51.274	26.384	1:53.722 (3)	77.02	2.271	15:01:30.291
3 -	36.988	50.713	26.313	1:54.014	76.83	2.563	15:03:24.305
4 -	***35.293***	49.921	26.252	1:51.466 (2)	78.58	0.015	15:05:15.771
5 -	35.449	***49.775***	***26.227***	***1:51.451 (1)***	***78.59***		***15:07:07.222***

P31 959 RMT James HOLLINS

Suzuki - J&S Accessories

IDEAL LAP TIME : 1:52.142 BEST LAP TIME : 1:52.219 DIFFERENCE : 0.077

LAP	SECTOR 1	SECTOR 2	SECTOR 3	LAP TIME	MPH	DIFF	TIME OF DAY
1 -		50.929	26.394	2:33.159	57.19	40.940	14:59:35.382
2 -	36.871	51.218	26.217	1:54.306	76.63	2.087	15:01:29.688
3 -	37.101	50.826	26.152	1:54.079 (3)	76.78	1.860	15:03:23.767
4 -	36.386	***50.148***	***25.685***	***1:52.219 (1)***	***78.06***		***15:05:15.986***
5 -	***36.309***	51.098	26.328	1:53.735 (2)	77.01	1.516	15:07:09.721

P32 30 RMT Andrew PLAYLE

Suzuki - HP Racing

IDEAL LAP TIME : 1:51.430 BEST LAP TIME : 1:51.460 DIFFERENCE : 0.030

LAP	SECTOR 1	SECTOR 2	SECTOR 3	LAP TIME	MPH	DIFF	TIME OF DAY
1 -		51.005	26.756	2:34.119	56.83	42.659	14:59:36.342
2 -	37.183	51.361	26.590	1:55.134	76.08	3.674	15:01:31.476
3 -	36.585	51.056	***26.127***	1:53.768 (3)	76.99	2.308	15:03:25.244
4 -	***35.702***	***49.601***	26.157	***1:51.460 (1)***	***78.59***		***15:05:16.704***

Weather / Track : Cloudy / Dry

Brands Hatch GP
Circuit Length = 2.4332 miles
Start: 14:57 Flag 15:05 End: 15:07

BMCRC - MRO Championships 2016 - Rnd 8 @ Brands Hatch GP

Thunderbike Sport & Rookie Minitwins

RACE 12 - SECTOR ANALYSIS

SECTOR 1 = FL to I1, SECTOR 2 = I1 to I2, SECTOR 3 = I2 to FL, DIFF = Difference To Personal Best Lap

5 -	36.042	50.861	26.390	1:53.293 **(2)**	77.32	1.833	15:07:09.997

P33 16 RMT Geoff LANSDELL Suzuki - EPG Domestic

IDEAL LAP TIME : 1:52.905 BEST LAP TIME : 1:52.961 DIFFERENCE : 0.056

LAP	SECTOR 1	SECTOR 2	SECTOR 3	LAP TIME	MPH	DIFF	TIME OF DAY
1 -		50.940	26.611	2:34.792	56.59	41.831	14:59:37.015
2 -	36.448	51.127	26.502	1:54.077	76.78	1.116	15:01:31.092
3 -	36.828	50.947	26.243	1:54.018 **(3)**	76.82	1.057	15:03:25.110
4 -	***36.214***	50.623	26.181	1:53.018 **(2)**	77.50	0.057	15:05:18.128
5 -	36.270	***50.604***	***26.087***	***1:52.961*** **(1)**	***77.54***		***15:07:11.089***

P34 143 RMT Robert DAVIE Suzuki -

IDEAL LAP TIME : 1:54.014 BEST LAP TIME : 1:54.667 DIFFERENCE : 0.653

LAP	SECTOR 1	SECTOR 2	SECTOR 3	LAP TIME	MPH	DIFF	TIME OF DAY
1 -		***51.205***	***26.466***	2:35.357	56.38	40.690	14:59:37.580
2 -	36.566	51.655	26.500	1:54.721 **(2)**	76.35	0.054	15:01:32.301
3 -	***36.343***	51.834	26.490	***1:54.667*** **(1)**	***76.39***		***15:03:26.968***
4 -	36.527	51.488	26.996	1:55.011 **(3)**	76.16	0.344	15:05:21.979
5 -	37.767	51.999	26.816	1:56.582	75.13	1.915	15:07:18.561

P35 130 RMT Fraser GRINSTEAD Suzuki - TRAPDOOR RACING

IDEAL LAP TIME : 2:02.873 BEST LAP TIME : 2:03.668 DIFFERENCE : 0.795

LAP	SECTOR 1	SECTOR 2	SECTOR 3	LAP TIME	MPH	DIFF	TIME OF DAY
1 -		55.583	***28.057***	2:45.109	53.05	41.441	14:59:47.332
2 -	39.758	55.442	28.863	2:04.063 **(2)**	70.60	0.395	15:01:51.395
3 -	39.539	***55.291***	28.838	***2:03.668*** **(1)**	***70.83***		***15:03:55.063***
4 -	***39.525***	58.345	29.221	2:07.091 **(3)**	68.92	3.423	15:06:02.154

P36 3 Marcus NEWALL Yamaha - Mum & Dad

IDEAL LAP TIME : BEST LAP TIME : 1:48.964 DIFFERENCE :

LAP	SECTOR 1	SECTOR 2	SECTOR 3	LAP TIME	MPH	DIFF	TIME OF DAY
1 -			***23.841***	***1:48.964*** **(1)**	***80.39***		***14:58:51.187***

Weather / Track : Cloudy / Dry

Brands Hatch GP
Circuit Length = 2.4332 miles
Start: 14:57 Flag 15:05 End: 15:07

BMCRC - MRO Championships 2016 - Rnd 8 @ Brands Hatch GP

Thunderbike Sport & Rookie Minitwins

RACE 12 - BEST SECTORS

	SECTOR 1			SECTOR 2			SECTOR 3			IDEAL / BEST COMPARISON					
POS	NO	NAME	TIME	NO	NAME	TIME	NO	NAME	TIME	POS	NO	NAME	IDEAL	BEST	DIFF
												PERFECT LAP	1:38.317		
1	77	MAY	31.401	77	MAY	43.888	77	MAY	23.028	1	77	MAY	1:38.317	1:38.317	0.000
2	4	POVAH	31.521	47	TROWELL	44.365	47	TROWELL	23.400	2	47	TROWELL	1:39.885	1:40.140	0.255
3	471	LARTER	31.821	4	POVAH	44.795	4	POVAH	23.683	3	4	POVAH	1:39.999	1:40.150	0.151
4	38	WOOD	32.038	192	ROWSWELL	45.229	43	WALKEY	23.728	4	192	ROWSWELL	1:41.494	1:41.929	0.435
5	47	TROWELL	32.120	186	WITHERINGTON	45.232	3	NEWALL	23.841	5	43	WALKEY	1:41.548	1:41.896	0.348
6	74	SINGLETON	32.167	17	BAUBLYTE	45.400	192	ROWSWELL	23.977	6	186	WITHERINGTON	1:41.589	1:41.645	0.056
7	991	CUNNINGHAM	32.206	43	WALKEY	45.479	186	WITHERINGTON	24.042	7	471	LARTER	1:41.678	1:41.678	0.000
8	113	ELKINS	32.282	74	SINGLETON	45.543	471	LARTER	24.137	8	74	SINGLETON	1:42.037	1:42.088	0.051
9	192	ROWSWELL	32.288	991	CUNNINGHAM	45.638	93	WALLIS	24.264	9	991	CUNNINGHAM	1:42.153	1:42.416	0.263
10	186	WITHERINGTON	32.315	444	WILLIAMS	45.702	147	WATSON	24.267	10	113	ELKINS	1:42.283	1:42.482	0.199
11	43	WALKEY	32.341	471	LARTER	45.720	113	ELKINS	24.273	11	17	BAUBLYTE	1:42.295	1:42.521	0.226
12	175	TYRER	32.380	113	ELKINS	45.728	38	WOOD	24.299	12	38	WOOD	1:42.437	1:43.112	0.675
13	444	WILLIAMS	32.394	147	WATSON	45.889	991	CUNNINGHAM	24.309	13	444	WILLIAMS	1:42.460	1:42.728	0.268
14	93	WALLIS	32.413	93	WALLIS	45.969	74	SINGLETON	24.327	14	93	WALLIS	1:42.646	1:42.851	0.205
15	88	CARSON	32.427	19	LILLEY	46.024	17	BAUBLYTE	24.349	15	147	WATSON	1:42.671	1:42.968	0.297
16	54	JAMISON	32.499	38	WOOD	46.100	88	CARSON	24.360	16	175	TYRER	1:42.941	1:42.951	0.010
17	147	WATSON	32.515	175	TYRER	46.164	444	WILLIAMS	24.364	17	88	CARSON	1:43.011	1:43.120	0.109
18	17	BAUBLYTE	32.546	54	JAMISON	46.192	19	LILLEY	24.369	18	54	JAMISON	1:43.064	1:43.094	0.030
19	19	LILLEY	32.686	88	CARSON	46.224	54	JAMISON	24.373	19	19	LILLEY	1:43.079	1:43.466	0.387
20	24	SIMMONS	32.751	24	SIMMONS	46.251	175	TYRER	24.397	20	24	SIMMONS	1:43.624	1:44.099	0.475
21	23	EVANS	33.007	9	LEWIN	46.336	42	CARLIN	24.443	21	9	LEWIN	1:44.077	1:44.236	0.159
22	42	CARLIN	33.038	87	REVELL	46.763	9	LEWIN	24.525	22	42	CARLIN	1:44.249	1:44.928	0.679
23	3	NEWALL	33.137	42	CARLIN	46.768	48	WALLIS	24.567	23	23	EVANS	1:44.473	1:44.473	0.000
24	9	LEWIN	33.216	48	WALLIS	46.837	23	EVANS	24.594	24	48	WALLIS	1:44.671	1:44.791	0.120
25	48	WALLIS	33.267	85	ROBINSON	46.868	24	SIMMONS	24.622	25	87	REVELL	1:45.080	1:45.148	0.068
26	87	REVELL	33.348	23	EVANS	46.872	57	FISHER	24.806	26	85	ROBINSON	1:46.060	1:46.157	0.097
27	99	CATT	33.785	99	CATT	47.436	87	REVELL	24.969	27	99	CATT	1:46.663	1:46.843	0.180
28	85	ROBINSON	33.977	57	FISHER	47.558	86	RICHARDS	25.175	28	57	FISHER	1:46.764	1:47.214	0.450
29	86	RICHARDS	34.308	86	RICHARDS	47.770	85	ROBINSON	25.215	29	86	RICHARDS	1:47.253	1:47.623	0.370
30	57	FISHER	34.400	30	PLAYLE	49.601	99	CATT	25.442	30	155	HARRIS	1:51.295	1:51.451	0.156
31	155	HARRIS	35.293	155	HARRIS	49.775	959	HOLLINS	25.685	31	30	PLAYLE	1:51.430	1:51.460	0.030
32	30	PLAYLE	35.702	959	HOLLINS	50.148	16	LANSDELL	26.087	32	959	HOLLINS	1:52.142	1:52.219	0.077
33	16	LANSDELL	36.214	16	LANSDELL	50.604	30	PLAYLE	26.127	33	16	LANSDELL	1:52.905	1:52.961	0.056
34	959	HOLLINS	36.309	143	DAVIE	51.205	155	HARRIS	26.227	34	143	DAVIE	1:54.014	1:54.667	0.653
35	143	DAVIE	36.343	130	GRINSTEAD	55.291	143	DAVIE	26.466	35	130	GRINSTEAD	2:02.873	2:03.668	0.795
36	130	GRINSTEAD	39.525				130	GRINSTEAD	28.057	36	3	NEWALL		1:48.964	
37															

Weather / Track : Cloudy / Dry

Brands Hatch GP
Circuit Length = 2.4332 miles
Start: 14:57 Flag 15:05 End: 15:07

Results can be found at www.tsl-timing.com

Printed - 15:08 Sunday, 21 August 2016

Yamaha Past Masters & Rookie 400

Brands Hatch GP

20th & 21st August 2016

Results Provided by Timing Solutions Ltd
www.tsl-timing.com

Brands Hatch GP

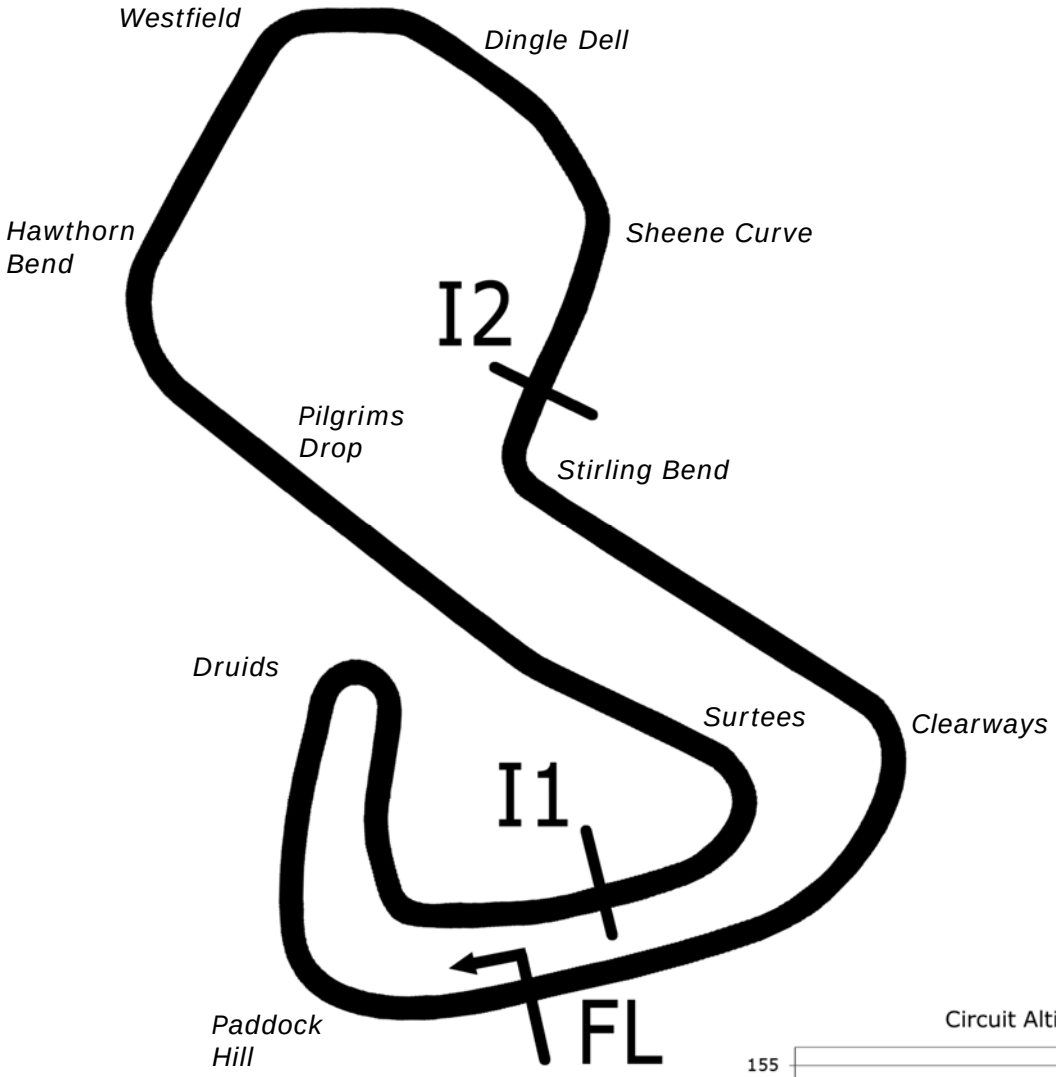

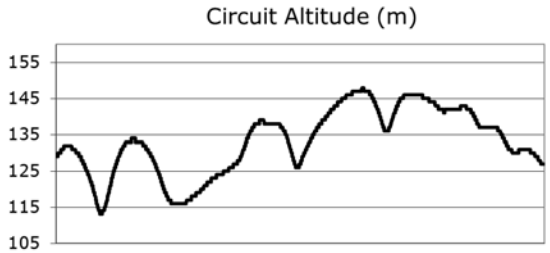

Length	2.4332 miles	3916.0 m	
FL		51.36032 N	0.26032 E
I1	1116m	51.35934 N	0.25955 E
I2	2928m	51.35532 N	0.26250 E
Pit Entry	3646m	51.35911 N	0.25743 E
Pit Exit	83m after FL	51.36017 N	0.26051 E

Pit Entry–Pit Exit 332m, 19.9s @60kph, 14.9s @80kph

All results available at www.tsl-timing.com

BMCRC - MRO Championships 2016 - Rnd 8 @ Brands Hatch GP

EDIasia Formula 400 inc Sub 64 & Rookie 400

QUALIFYING - CLASSIFICATION

POS	NO	CL	PIC	NAME	ENTRY	TIME	ON	LAPS	GAP	DIFF	MPH
1	114		1	Gary SMITH	Kawasaki - SDC/Mike Smith Tuning	1:38.436	6	7			88.99
2	14		2	Chris BURRAGE	Kawasaki - Seton tuning	1:39.916	7	7	1.480	1.480	87.67
3	48		3	Richie WELSH	Yamaha - EDEN'S BABY EXPERIENCES	1:40.113	7	7	1.677	0.197	87.49
4	2		4	Andrew GILL	Kawasaki - RMKD Racing	1:40.555	3	7	2.119	0.442	87.11
5	1		5	Dan RUTH	Kawasaki - Richard Ruth	1:40.664	3	3	2.228	0.109	87.02
6	3		6	Gary HENNING	Kawasaki - SGT motorcycles	1:41.835	5	7	3.399	1.171	86.01
7	86		7	Mathew SCOTT	Kawasaki -	1:42.478	4	6	4.042	0.643	85.48
8	46	S	1	Harry ROWLINGS	Kawasaki -	1:42.958	6	7	4.522	0.480	85.08
9	78		8	Keith POVAH	Kawasaki - www.78Plate.com & SUBVERT BoardStore.c	1:43.147	7	7	4.711	0.189	84.92
10	51		9	Emma JARMAN	Kawasaki - Mum & Dad, EDIAsia and CommunityUK	1:44.320	6	7	5.884	1.173	83.97
11	8	S	2	Darren CORKETT	Honda - Jackson & Phillips	1:44.625	7	7	6.189	0.305	83.72
12	127		10	Adam GREEN	Kawasaki - Royal Air Force Motorsport Association	1:44.877	6	7	6.441	0.252	83.52
13	226	R4	1	Adam HARTGROVE	Kawasaki -	1:45.291	7	7	6.855	0.414	83.19
14	69	S	3	Bob MASTERS	Honda -	1:45.473	3	7	7.037	0.182	83.05
15	33		11	Carl JOHNSTONE	Yamaha - EDIasia	1:45.522	3	7	7.086	0.049	83.01
16	31	R4	2	Andrew LAWRENCE	Yamaha - Oaks carpentry	1:46.084	6	7	7.648	0.562	82.57
17	13	S	4	Doug EDMONDSON	Yamaha - Wave Racing Developments	1:46.734	7	7	8.298	0.650	82.07
18	22	S	5	Dave HARVIEK	Kawasaki - SW Roofing Group	1:46.741	6	7	8.305	0.007	82.06
19	47		12	Allan CLARK	Kawasaki - A Clark & Sons Builders	1:46.816	5	7	8.380	0.075	82.00
20	32	R4	3	Paul HANTON	Yamaha - Oaks carpentry	1:46.860	5	7	8.424	0.044	81.97
21	85		13	James ROBINSON	Honda - claire palastanga ceramics	1:47.183	6	7	8.747	0.323	81.72
22	23	S	6	Tham EVANS	Honda - Vanilla Electronics	1:47.275	5	7	8.839	0.092	81.65
23	145	S	7	Peter MOORE	Suzuki - Curphs Cuttings	1:47.491	5	6	9.055	0.216	81.49
24	77	S	8	Ray PETTY	Kawasaki - Gray Adams	1:48.240	5	5	9.804	0.749	80.92
25	52		14	Gary JARMAN	Kawasaki - G & S Motorcycle tyres	1:48.660	2	4	10.224	0.420	80.61
26	42	R4	4	David ATKINS	Kawasaki -	1:49.130	5	6	10.694	0.470	80.26
27	57	S	9	Paul FISHER	Kawasaki -	1:49.187	3	7	10.751	0.057	80.22
28	45		15	Mark THOMPSON	Kawasaki - Flintstone Tyres / David Simon Tuning	1:49.306	6	6	10.870	0.119	80.14
29	107	R4	5	George SHEEN	Kawaski - Sheen racing	1:50.344	6	6	11.908	1.038	79.38
30	29	S	10	Giles HARWOOD	Yamaha -	1:51.238	5	6	12.802	0.894	78.74
31	58		16	Steve YOUNG	Kawasaki - Cadmatic Engineering	1:51.705	2	4	13.269	0.467	78.41
32	190	R4	6	Steve RAPA	Honda - Castech developments	1:52.445	3	3	14.009	0.740	77.90
33	188	R4	7	Lydia THOMPSON	Kawasaki - Flintstone Racing - David Simons Tuning	1:53.044	6	6	14.608	0.599	77.49
34	38	S	11	Michael WAKE	Yamaha - Tony's Big Bikes	1:54.620	5	6	16.184	1.576	76.42
35	34	S	12	Mark EWENS	Yamaha -	1:56.762	6	6	18.326	2.142	75.02
36	311	R4	8	Chris LAMBOURNE	Kawasaki - Hastings m/cycle centre	1:57.995	6	6	19.559	1.233	74.23
37	88		17	Peter RANDALL	Kawasaki -	1:58.032	4	6	19.596	0.037	74.21
38	17	R4	9	Andrew POCOCK	Honda -	2:02.349	4	6	23.913	4.317	71.59
39	53	R4	10	Robert STEWART	Kawasaki -	2:04.012	5	5	25.576	1.663	70.63

Brands Hatch GP
Circuit Length = 2.4332 miles
Start: 10:22 Flag 10:35 End: 10:37

Weather / Track : Cloudy / Dry
These results are provisional until the conclusion of any judicial and technical matters.

Clerk Of Course :		Timekeeper :

Results can be found at www.tsl-timing.com

Printed - 10:39 Saturday, 20 August 2016

BMCRC - MRO Championships 2016 - Rnd 8 @ Brands Hatch GP

EDlasia Formula 400 inc Sub 64 & Rookie 400

QUALIFYING - SECTOR ANALYSIS

SECTOR 1 = FL to I1, SECTOR 2 = I1 to I2, SECTOR 3 = I2 to FL, DIFF = Difference To Personal Best Lap

P1 114 Gary SMITH Kawasaki - SDC/Mike Smith Tuning

IDEAL LAP TIME : 1:37.950 BEST LAP TIME : 1:38.436 DIFFERENCE : 0.486

LAP	SECTOR 1	SECTOR 2	SECTOR 3	LAP TIME	MPH	DIFF	TIME OF DAY
1 -	33.457	47.302	23.882	1:44.641	83.71	6.205	10:26:20.823
2 -	31.932	45.131	24.307	1:41.370	86.41	2.934	10:28:02.193
3 -	32.395	44.590	23.970	1:40.955 **(3)**	86.76	2.519	10:29:43.148
4 -	32.950	45.151	23.414	1:41.515	86.29	3.079	10:31:24.663
5 -	***30.862***	45.059	24.165	1:40.086 **(2)**	87.52	1.650	10:33:04.749
6 -	31.348	***43.859***	***23.229***	***1:38.436*** **(1)**	***88.99***		***10:34:43.185***
7 -	31.212	46.916	25.332	1:43.460	84.66	5.024	10:36:26.645

P2 14 Chris BURRAGE Kawasaki - Seton tuning

IDEAL LAP TIME : 1:39.587 BEST LAP TIME : 1:39.916 DIFFERENCE : 0.329

LAP	SECTOR 1	SECTOR 2	SECTOR 3	LAP TIME	MPH	DIFF	TIME OF DAY
1 -	32.303	45.026	***23.388***	1:40.717	86.97	0.801	10:25:42.954
2 -	31.840	44.505	23.836	1:40.181 **(3)**	87.44	0.265	10:27:23.135
3 -	***31.779***	44.854	23.646	1:40.279	87.35	0.363	10:29:03.414
4 -	32.106	44.672	23.402	1:40.180 **(2)**	87.44	0.264	10:30:43.594
5 -	31.930	45.305	23.659	1:40.894	86.82	0.978	10:32:24.488
6 -	32.346	44.431	23.471	1:40.248	87.38	0.332	10:34:04.736
7 -	31.922	***44.420***	23.574	***1:39.916*** **(1)**	***87.67***		***10:35:44.652***

P3 48 Richie WELSH Yamaha - EDEN'S BABY EXPERIENCES

IDEAL LAP TIME : 1:39.877 BEST LAP TIME : 1:40.113 DIFFERENCE : 0.236

LAP	SECTOR 1	SECTOR 2	SECTOR 3	LAP TIME	MPH	DIFF	TIME OF DAY
1 -	33.821	46.571	24.050	1:44.442	83.87	4.329	10:25:48.328
2 -	32.686	45.231	24.174	1:42.091	85.80	1.978	10:27:30.419
3 -	32.115	***44.521***	23.788	1:40.424 **(2)**	87.22	0.311	10:29:10.843
4 -	32.178	46.206	24.249	1:42.633	85.35	2.520	10:30:53.476
5 -	***31.761***	45.318	24.325	1:41.404	86.38	1.291	10:32:34.880
6 -	32.879	44.527	23.690	1:41.096 **(3)**	86.64	0.983	10:34:15.976
7 -	31.822	44.696	***23.595***	***1:40.113*** **(1)**	***87.49***		***10:35:56.089***

P4 2 Andrew GILL Kawasaki - RMKD Racing

IDEAL LAP TIME : 1:40.231 BEST LAP TIME : 1:40.555 DIFFERENCE : 0.324

LAP	SECTOR 1	SECTOR 2	SECTOR 3	LAP TIME	MPH	DIFF	TIME OF DAY
1 -	32.165	45.776	23.842	1:41.783	86.06	1.228	10:25:42.857
2 -	32.387	45.203	***23.486***	1:41.076 **(3)**	86.66	0.521	10:27:23.933
3 -	***31.804***	***44.941***	23.810	***1:40.555*** **(1)**	***87.11***		***10:29:04.488***
4 -	32.124	45.289	23.527	1:40.940 **(2)**	86.78	0.385	10:30:45.428
5 -	31.825	46.209	24.235	1:42.269	85.65	1.714	10:32:27.697
6 -	32.171	45.387	23.913	1:41.471	86.32	0.916	10:34:09.168
7 -	31.937	45.919	24.914	1:42.770	85.23	2.215	10:35:51.938

P5 1 Dan RUTH Kawasaki - Richard Ruth

IDEAL LAP TIME : 1:40.664 BEST LAP TIME : 1:40.664 DIFFERENCE : 0.000

LAP	SECTOR 1	SECTOR 2	SECTOR 3	LAP TIME	MPH	DIFF	TIME OF DAY
1 -	34.118	46.735	24.270	1:45.123 **(3)**	83.32	4.459	10:25:48.931
2 -	32.360	45.682	23.966	1:42.008 **(2)**	85.87	1.344	10:27:30.939
3 -	***32.199***	***44.859***	***23.606***	***1:40.664*** **(1)**	***87.02***		***10:29:11.603***

P6 3 Gary HENNING Kawasaki - SGT motorcycles

IDEAL LAP TIME : 1:41.554 BEST LAP TIME : 1:41.835 DIFFERENCE : 0.281

LAP	SECTOR 1	SECTOR 2	SECTOR 3	LAP TIME	MPH	DIFF	TIME OF DAY
1 -	33.645	47.168	24.361	1:45.174	83.28	3.339	10:26:14.874
2 -	32.262	46.943	24.175	1:43.380	84.73	1.545	10:27:58.254
3 -	32.208	46.010	24.285	1:42.503	85.45	0.668	10:29:40.757
4 -	32.068	45.991	23.961	1:42.020 **(2)**	85.86	0.185	10:31:22.777

Brands Hatch GP
Circuit Length = 2.4332 miles
Start: 10:22 Flag 10:35 End: 10:37

Weather / Track : Cloudy / Dry

BMCRC - MRO Championships 2016 - Rnd 8 @ Brands Hatch GP

EDIasia Formula 400 inc Sub 64 & Rookie 400

QUALIFYING - SECTOR ANALYSIS

SECTOR 1 = FL to I1, SECTOR 2 = I1 to I2, SECTOR 3 = I2 to FL, DIFF = Difference To Personal Best Lap

5 -	***31.727***	45.993	24.115	***1:41.835***	**(1)**	***86.01***		***10:33:04.612***
6 -	32.432	***45.919***	***23.908***	1:42.259	**(3)**	85.66	0.424	10:34:46.871
7 -	31.827	46.813	24.176	1:42.816		85.19	0.981	10:36:29.687

P7 86 Mathew SCOTT Kawasaki -

IDEAL LAP TIME : 1:42.328 BEST LAP TIME : 1:42.478 DIFFERENCE : 0.150

LAP	SECTOR 1	SECTOR 2	SECTOR 3	LAP TIME		MPH	DIFF	TIME OF DAY
1 -	34.155	48.794	24.806	1:47.755		81.29	5.277	10:26:02.696
2 -	33.587	47.608	24.326	1:45.521		83.01	3.043	10:27:48.217
3 -	32.961	46.211	24.259	1:43.431		84.69	0.953	10:29:31.648
4 -	***32.230***	46.099	***24.149***	***1:42.478***	**(1)**	***85.48***		***10:31:14.126***
5 -	32.290	***45.949***	24.380	1:42.619	**(2)**	85.36	0.141	10:32:56.745
6 -	32.691	46.256	24.400	1:43.347	**(3)**	84.76	0.869	10:34:40.092

P8 46 S Harry ROWLINGS Kawasaki -

IDEAL LAP TIME : 1:42.805 BEST LAP TIME : 1:42.958 DIFFERENCE : 0.153

LAP	SECTOR 1	SECTOR 2	SECTOR 3	LAP TIME		MPH	DIFF	TIME OF DAY
1 -	34.316	49.005	25.561	1:48.882		80.45	5.924	10:26:04.400
2 -	33.823	47.678	26.820	1:48.321		80.86	5.363	10:27:52.721
3 -	33.269	47.014	24.837	1:45.120		83.33	2.162	10:29:37.841
4 -	32.943	46.874	24.759	1:44.576		83.76	1.618	10:31:22.417
5 -	32.621	46.218	24.900	1:43.739	**(3)**	84.44	0.781	10:33:06.156
6 -	***32.398***	46.112	***24.448***	***1:42.958***	**(1)**	***85.08***		***10:34:49.114***
7 -	32.556	***45.959***	25.062	1:43.577	**(2)**	84.57	0.619	10:36:32.691

P9 78 Keith POVAH Kawasaki - www.78Plate.com & SUBVERT BoardStore.com

IDEAL LAP TIME : 1:43.147 BEST LAP TIME : 1:43.147 DIFFERENCE : 0.000

LAP	SECTOR 1	SECTOR 2	SECTOR 3	LAP TIME		MPH	DIFF	TIME OF DAY
1 -	33.466	47.363	24.650	1:45.479	**(3)**	83.04	2.332	10:25:50.599
2 -	34.178	48.288	IN PIT	2:25.292	**P**	60.29	42.145	10:28:15.891
3 -	OUTLAP	46.569	24.488	1:50.252		79.45	7.105	10:30:06.143
4 -	34.557	47.294	24.675	1:46.526		82.23	3.379	10:31:52.669
5 -	34.009	46.826	24.644	1:45.479	**(3)**	83.04	2.332	10:33:38.148
6 -	33.383	46.599	24.310	1:44.292	**(2)**	83.99	1.145	10:35:22.440
7 -	***33.183***	***46.087***	***23.877***	***1:43.147***	**(1)**	***84.92***		***10:37:05.587***

P10 51 Emma JARMAN Kawasaki - Mum & Dad, EDIAsia and CommunityUK

IDEAL LAP TIME : 1:44.190 BEST LAP TIME : 1:44.320 DIFFERENCE : 0.130

LAP	SECTOR 1	SECTOR 2	SECTOR 3	LAP TIME		MPH	DIFF	TIME OF DAY
1 -	33.963	46.835	24.868	1:45.666		82.90	1.346	10:25:53.562
2 -	***33.090***	46.737	25.158	1:44.985	**(2)**	83.43	0.665	10:27:38.547
3 -	33.103	47.298	24.796	1:45.197	**(3)**	83.27	0.877	10:29:23.744
4 -	33.427	47.531	24.907	1:45.865		82.74	1.545	10:31:09.609
5 -	33.389	47.453	25.200	1:46.042		82.60	1.722	10:32:55.651
6 -	33.220	***46.704***	***24.396***	***1:44.320***	**(1)**	***83.97***		***10:34:39.971***
7 -	33.255	47.802	24.573	1:45.630		82.92	1.310	10:36:25.601

P11 8 S Darren CORKETT Honda - Jackson & Phillips

IDEAL LAP TIME : 1:44.585 BEST LAP TIME : 1:44.625 DIFFERENCE : 0.040

LAP	SECTOR 1	SECTOR 2	SECTOR 3	LAP TIME		MPH	DIFF	TIME OF DAY
1 -	34.467	48.105	25.042	1:47.614		81.40	2.989	10:26:31.854
2 -	35.168	48.284	25.169	1:48.621		80.64	3.996	10:28:20.475
3 -	33.370	47.326	25.042	1:45.738	**(3)**	82.84	1.113	10:30:06.213
4 -	34.789	47.369	24.803	1:46.961		81.89	2.336	10:31:53.174
5 -	33.229	47.404	***24.611***	1:45.244	**(2)**	83.23	0.619	10:33:38.418
6 -	33.593	47.572	24.883	1:46.048		82.60	1.423	10:35:24.466
7 -	***32.992***	***46.982***	24.651	***1:44.625***	**(1)**	***83.72***		***10:37:09.091***

Weather / Track : Cloudy / Dry

Brands Hatch GP
Circuit Length = 2.4332 miles
Start: 10:22 Flag 10:35 End: 10:37

BMCRC - MRO Championships 2016 - Rnd 8 @ Brands Hatch GP

EDlasia Formula 400 inc Sub 64 & Rookie 400

QUALIFYING - SECTOR ANALYSIS

SECTOR 1 = FL to I1, SECTOR 2 = I1 to I2, SECTOR 3 = I2 to FL, DIFF = Difference To Personal Best Lap

P12 127 Adam GREEN Kawasaki - Royal Air Force Motorsport Association

IDEAL LAP TIME : 1:44.617 BEST LAP TIME : 1:44.877 DIFFERENCE : 0.260

LAP	SECTOR 1	SECTOR 2	SECTOR 3	LAP TIME	MPH	DIFF	TIME OF DAY
1 -	36.025	49.039	25.312	1:50.376	79.36	5.499	10:26:06.116
2 -	34.298	47.603	25.278	1:47.179	81.73	2.302	10:27:53.295
3 -	34.227	48.017	25.996	1:48.240	80.92	3.363	10:29:41.535
4 -	34.140	47.135	***24.621***	1:45.896 **(3)**	82.72	1.019	10:31:27.431
5 -	33.439	47.236	24.847	1:45.522 **(2)**	83.01	0.645	10:33:12.953
6 -	***33.250***	***46.746***	24.881	***1:44.877*** **(1)**	***83.52***		***10:34:57.830***
7 -	33.805	47.787	25.033	1:46.625	82.15	1.748	10:36:44.455

P13 226 R4 Adam HARTGROVE Kawasaki -

IDEAL LAP TIME : 1:45.072 BEST LAP TIME : 1:45.291 DIFFERENCE : 0.219

LAP	SECTOR 1	SECTOR 2	SECTOR 3	LAP TIME	MPH	DIFF	TIME OF DAY
1 -	33.860	49.797	25.166	1:48.823	80.49	3.532	10:26:27.536
2 -	***32.563***	48.679	25.395	1:46.637	82.14	1.346	10:28:14.173
3 -	32.611	48.998	25.211	1:46.820	82.00	1.529	10:30:00.993
4 -	32.800	48.319	25.068	1:46.187 **(2)**	82.49	0.896	10:31:47.180
5 -	32.798	48.308	25.101	1:46.207 **(3)**	82.47	0.916	10:33:33.387
6 -	33.224	48.127	25.190	1:46.541	82.22	1.250	10:35:19.928
7 -	32.782	***47.957***	***24.552***	***1:45.291*** **(1)**	***83.19***		***10:37:05.219***

P14 69 S Bob MASTERS Honda -

IDEAL LAP TIME : 1:44.619 BEST LAP TIME : 1:45.473 DIFFERENCE : 0.854

LAP	SECTOR 1	SECTOR 2	SECTOR 3	LAP TIME	MPH	DIFF	TIME OF DAY
1 -	35.015	48.284	24.915	1:48.214	80.94	2.741	10:26:32.192
2 -	35.735	48.978	24.865	1:49.578	79.94	4.105	10:28:21.770
3 -	33.625	***47.221***	***24.627***	***1:45.473*** **(1)**	***83.05***		***10:30:07.243***
4 -	35.927	48.876	24.942	1:49.745	79.81	4.272	10:31:56.988
5 -	34.032	48.312	24.640	1:46.984 **(2)**	81.87	1.511	10:33:43.972
6 -	34.067	48.322	24.670	1:47.059 **(3)**	81.82	1.586	10:35:31.031
7 -	***32.771***	49.455	25.458	1:47.684	81.34	2.211	10:37:18.715

P15 33 Carl JOHNSTONE Yamaha - EDlasia

IDEAL LAP TIME : 1:45.335 BEST LAP TIME : 1:45.522 DIFFERENCE : 0.187

LAP	SECTOR 1	SECTOR 2	SECTOR 3	LAP TIME	MPH	DIFF	TIME OF DAY
1 -	35.713	48.939	25.640	1:50.292	79.42	4.770	10:26:00.765
2 -	33.687	48.212	24.913	1:46.812	82.01	1.290	10:27:47.577
3 -	***33.061***	***47.424***	25.037	***1:45.522*** **(1)**	***83.01***		***10:29:33.099***
4 -	33.443	47.648	25.014	1:46.105	82.55	0.583	10:31:19.204
5 -	33.208	48.159	25.550	1:46.917	81.93	1.395	10:33:06.121
6 -	33.507	47.567	***24.850***	1:45.924 **(3)**	82.69	0.402	10:34:52.045
7 -	33.097	47.653	24.986	1:45.736 **(2)**	82.84	0.214	10:36:37.781

P16 31 R4 Andrew LAWRENCE Yamaha - Oaks carpentry

IDEAL LAP TIME : 1:45.925 BEST LAP TIME : 1:46.084 DIFFERENCE : 0.159

LAP	SECTOR 1	SECTOR 2	SECTOR 3	LAP TIME	MPH	DIFF	TIME OF DAY
1 -	35.347	49.993	25.631	1:50.971	78.93	4.887	10:26:29.011
2 -	***33.905***	48.767	24.915	1:47.587 **(2)**	81.42	1.503	10:28:16.598
3 -	34.406	49.165	25.262	1:48.833	80.48	2.749	10:30:05.431
4 -	36.087	49.856	25.543	1:51.486	78.57	5.402	10:31:56.917
5 -	35.513	47.869	24.761	1:48.143 **(3)**	81.00	2.059	10:33:45.060
6 -	34.064	***47.493***	***24.527***	***1:46.084*** **(1)**	***82.57***		***10:35:31.144***
7 -	34.032	48.759	25.774	1:48.565	80.68	2.481	10:37:19.709

P17 13 S Doug EDMONDSON Yamaha - Wave Racing Developments

IDEAL LAP TIME : 1:46.106 BEST LAP TIME : 1:46.734 DIFFERENCE : 0.628

LAP	SECTOR 1	SECTOR 2	SECTOR 3	LAP TIME	MPH	DIFF	TIME OF DAY

Weather / Track : Cloudy / Dry

Brands Hatch GP
Circuit Length = 2.4332 miles
Start: 10:22 Flag 10:35 End: 10:37

BMCRC - MRO Championships 2016 - Rnd 8 @ Brands Hatch GP

EDlasia Formula 400 inc Sub 64 & Rookie 400

QUALIFYING - SECTOR ANALYSIS

SECTOR 1 = FL to I1, SECTOR 2 = I1 to I2, SECTOR 3 = I2 to FL, DIFF = Difference To Personal Best Lap

1 -	35.634	51.625	26.199	1:53.458	77.20	6.724	10:26:31.417
2 -	34.691	49.869	25.609	1:50.169	79.51	3.435	10:28:21.586
3 -	35.061	49.094	25.733	1:49.888	79.71	3.154	10:30:11.474
4 -	34.024	49.414	25.825	1:49.263	80.17	2.529	10:32:00.737
5 -	***33.207***	48.106	25.540	1:46.853 **(3)**	81.98	0.119	10:33:47.590
6 -	33.727	47.900	***25.151***	1:46.778 **(2)**	82.03	0.044	10:35:34.368
7 -	33.437	***47.748***	25.549	***1:46.734*** **(1)**	***82.07***		***10:37:21.102***

P18 22 S Dave HARVIEK Kawasaki - SW Roofing Group

IDEAL LAP TIME : 1:46.538 BEST LAP TIME : 1:46.741 DIFFERENCE : 0.203

LAP	SECTOR 1	SECTOR 2	SECTOR 3	LAP TIME	MPH	DIFF	TIME OF DAY
1 -	36.675	49.339	25.838	1:51.852	78.31	5.111	10:26:03.406
2 -	34.473	48.784	25.991	1:49.248	80.18	2.507	10:27:52.654
3 -	34.337	48.164	26.257	1:48.758	80.54	2.017	10:29:41.412
4 -	35.498	49.510	25.472	1:50.480	79.28	3.739	10:31:31.892
5 -	33.911	48.205	***25.074***	1:47.190 **(2)**	81.72	0.449	10:33:19.082
6 -	33.796	***47.775***	25.170	***1:46.741*** **(1)**	***82.06***		***10:35:05.823***
7 -	***33.689***	48.556	25.229	1:47.474 **(3)**	81.50	0.733	10:36:53.297

P19 47 Allan CLARK Kawasaki - A Clark & Sons Builders

IDEAL LAP TIME : 1:46.784 BEST LAP TIME : 1:46.816 DIFFERENCE : 0.032

LAP	SECTOR 1	SECTOR 2	SECTOR 3	LAP TIME	MPH	DIFF	TIME OF DAY
1 -	35.140	49.267	25.637	1:50.044	79.60	3.228	10:26:01.965
2 -	34.942	49.840	26.290	1:51.072	78.86	4.256	10:27:53.037
3 -	34.570	49.444	***24.930***	1:48.944	80.40	2.128	10:29:41.981
4 -	35.326	49.934	25.487	1:50.747	79.09	3.931	10:31:32.728
5 -	***33.650***	***48.204***	24.962	***1:46.816*** **(1)**	***82.00***		***10:33:19.544***
6 -	34.654	48.602	25.341	1:48.597 **(3)**	80.66	1.781	10:35:08.141
7 -	33.720	48.585	25.177	1:47.482 **(2)**	81.50	0.666	10:36:55.623

P20 32 R4 Paul HANTON Yamaha - Oaks carpentry

IDEAL LAP TIME : 1:46.596 BEST LAP TIME : 1:46.860 DIFFERENCE : 0.264

LAP	SECTOR 1	SECTOR 2	SECTOR 3	LAP TIME	MPH	DIFF	TIME OF DAY
1 -	35.091	50.656	24.840	1:50.587	79.21	3.727	10:26:29.517
2 -	34.236	48.571	24.692	1:47.499 **(3)**	81.48	0.639	10:28:17.016
3 -	34.550	49.112	25.123	1:48.785	80.52	1.925	10:30:05.801
4 -	36.305	49.588	25.098	1:50.991	78.92	4.131	10:31:56.792
5 -	34.083	***48.224***	***24.553***	***1:46.860*** **(1)**	***81.97***		***10:33:43.652***
6 -	34.129	48.361	24.682	1:47.172 **(2)**	81.73	0.312	10:35:30.824
7 -	***33.819***	49.024	25.469	1:48.312	80.87	1.452	10:37:19.136

P21 85 James ROBINSON Honda - claire palastanga ceramics

IDEAL LAP TIME : 1:46.443 BEST LAP TIME : 1:47.183 DIFFERENCE : 0.740

LAP	SECTOR 1	SECTOR 2	SECTOR 3	LAP TIME	MPH	DIFF	TIME OF DAY
1 -	35.533	50.023	25.971	1:51.527	78.54	4.344	10:26:27.515
2 -	34.394	48.110	25.417	1:47.921 **(3)**	81.16	0.738	10:28:15.436
3 -	33.946	***47.555***	26.212	1:47.713 **(2)**	81.32	0.530	10:30:03.149
4 -	34.436	48.388	25.299	1:48.123	81.01	0.940	10:31:51.272
5 -	34.202	48.823	***25.189***	1:48.214	80.94	1.031	10:33:39.486
6 -	33.953	47.913	25.317	***1:47.183*** **(1)**	***81.72***		***10:35:26.669***
7 -	***33.699***	48.885	25.996	1:48.580	80.67	1.397	10:37:15.249

P22 23 S Tham EVANS Honda - Vanilla Electronics

IDEAL LAP TIME : 1:47.122 BEST LAP TIME : 1:47.275 DIFFERENCE : 0.153

LAP	SECTOR 1	SECTOR 2	SECTOR 3	LAP TIME	MPH	DIFF	TIME OF DAY
1 -	34.242	48.846	25.506	1:48.594	80.66	1.319	10:26:04.800
2 -	34.247	***48.246***	26.063	1:48.556	80.69	1.281	10:27:53.356
3 -	33.843	48.366	25.917	1:48.126 **(3)**	81.01	0.851	10:29:41.482
4 -	35.199	49.395	25.562	1:50.156	79.52	2.881	10:31:31.638

Weather / Track : Cloudy / Dry

Brands Hatch GP
Circuit Length = 2.4332 miles
Start: 10:22 Flag 10:35 End: 10:37

BMCRC - MRO Championships 2016 - Rnd 8 @ Brands Hatch GP

EDlasia Formula 400 inc Sub 64 & Rookie 400

QUALIFYING - SECTOR ANALYSIS

SECTOR 1 = FL to I1, SECTOR 2 = I1 to I2, SECTOR 3 = I2 to FL, DIFF = Difference To Personal Best Lap

5 -	***33.437***	48.399	***25.439***	***1:47.275***	**(1)**	***81.65***		***10:33:18.913***
6 -	37.045	52.570	25.512	1:55.127		76.08	7.852	10:35:14.040
7 -	33.929	48.558	25.542	1:48.029	**(2)**	81.08	0.754	10:37:02.069

P23 145 S Peter MOORE Suzuki - Curphs Cuttings

IDEAL LAP TIME : 1:47.014 BEST LAP TIME : 1:47.491 DIFFERENCE : 0.477

LAP	SECTOR 1	SECTOR 2	SECTOR 3	LAP TIME		MPH	DIFF	TIME OF DAY
1 -	38.520	49.617	25.624	1:53.761		77.00	6.270	10:26:20.492
2 -	34.324	***48.111***	25.117	1:47.552	**(2)**	81.44	0.061	10:28:08.044
3 -	34.222	49.833	25.348	1:49.403		80.06	1.912	10:29:57.447
4 -	34.781	50.812	25.845	1:51.438		78.60	3.947	10:31:48.885
5 -	33.827	48.168	25.496	***1:47.491***	**(1)**	***81.49***		***10:33:36.376***
6 -	***33.803***	49.116	***25.100***	1:48.019	**(3)**	81.09	0.528	10:35:24.395

P24 77 S Ray PETTY Kawasaki - Gray Adams

IDEAL LAP TIME : 1:48.184 BEST LAP TIME : 1:48.240 DIFFERENCE : 0.056

LAP	SECTOR 1	SECTOR 2	SECTOR 3	LAP TIME		MPH	DIFF	TIME OF DAY
1 -	36.149	50.142	***25.204***	1:51.495		78.56	3.255	10:26:03.799
2 -	34.908	49.009	26.176	1:50.093		79.56	1.853	10:27:53.892
3 -	***34.487***	49.490	25.458	1:49.435	**(3)**	80.04	1.195	10:29:43.327
4 -	34.752	48.806	25.661	1:49.219	**(2)**	80.20	0.979	10:31:32.546
5 -	34.531	***48.493***	25.216	***1:48.240***	**(1)**	***80.92***		***10:33:20.786***

P25 52 Gary JARMAN Kawasaki - G & S Motorcycle tyres

IDEAL LAP TIME : 1:48.533 BEST LAP TIME : 1:48.660 DIFFERENCE : 0.127

LAP	SECTOR 1	SECTOR 2	SECTOR 3	LAP TIME		MPH	DIFF	TIME OF DAY
1 -	37.048	50.178	25.780	1:53.006		77.51	4.346	10:26:11.639
2 -	***34.446***	***48.902***	25.312	***1:48.660***	**(1)**	***80.61***		***10:28:00.299***
3 -	35.654	49.308	25.310	1:50.272	**(3)**	79.43	1.612	10:29:50.571
4 -	34.525	48.959	***25.185***	1:48.669	**(2)**	80.61	0.009	10:31:39.240

P26 42 R4 David ATKINS Kawasaki -

IDEAL LAP TIME : 1:49.037 BEST LAP TIME : 1:49.130 DIFFERENCE : 0.093

LAP	SECTOR 1	SECTOR 2	SECTOR 3	LAP TIME		MPH	DIFF	TIME OF DAY
1 -	36.348	51.563	27.068	1:54.979		76.18	5.849	10:26:43.607
2 -	34.572	49.749	25.992	1:50.313		79.40	1.183	10:28:33.920
3 -	34.440	49.534	25.671	1:49.645	**(2)**	79.89	0.515	10:30:23.565
4 -	34.341	***49.447***	26.079	1:49.867	**(3)**	79.73	0.737	10:32:13.432
5 -	***34.018***	49.540	***25.572***	***1:49.130***	**(1)**	***80.26***		***10:34:02.562***
6 -	34.732	***49.447***	25.744	1:49.923		79.69	0.793	10:35:52.485

P27 57 S Paul FISHER Kawasaki -

IDEAL LAP TIME : 1:47.685 BEST LAP TIME : 1:49.187 DIFFERENCE : 1.502

LAP	SECTOR 1	SECTOR 2	SECTOR 3	LAP TIME		MPH	DIFF	TIME OF DAY
1 -	35.530	49.169	25.336	1:50.035		79.60	0.848	10:26:01.944
2 -	***34.302***	49.360	26.370	1:50.032		79.61	0.845	10:27:51.976
3 -	34.526	***48.288***	26.373	***1:49.187***	**(1)**	***80.22***		***10:29:41.163***
4 -	35.207	49.243	26.127	1:50.577		79.21	1.390	10:31:31.740
5 -	35.006	49.365	25.360	1:49.731	**(2)**	79.83	0.544	10:33:21.471
6 -	35.102	50.350	25.781	1:51.233		78.75	2.046	10:35:12.704
7 -	35.066	49.593	***25.095***	1:49.754	**(3)**	79.81	0.567	10:37:02.458

P28 45 Mark THOMPSON Kawasaki - Flintstone Tyres / David Simon Tuning

IDEAL LAP TIME : 1:49.102 BEST LAP TIME : 1:49.306 DIFFERENCE : 0.204

LAP	SECTOR 1	SECTOR 2	SECTOR 3	LAP TIME		MPH	DIFF	TIME OF DAY
1 -	36.609	50.109	26.220	1:52.938		77.56	3.632	10:26:07.928
2 -	35.248	50.000	26.135	1:51.383	**(3)**	78.64	2.077	10:27:59.311
3 -	36.129	50.599	26.304	3:00.898		48.42	1:11.592	10:31:00.209

Brands Hatch GP
Circuit Length = 2.4332 miles
Start: 10:22 Flag 10:35 End: 10:37

Weather / Track : Cloudy / Dry

BMCRC - MRO Championships 2016 - Rnd 8 @ Brands Hatch GP

EDlasia Formula 400 inc Sub 64 & Rookie 400

QUALIFYING - SECTOR ANALYSIS

SECTOR 1 = FL to I1, SECTOR 2 = I1 to I2, SECTOR 3 = I2 to FL, DIFF = Difference To Personal Best Lap

4 -	35.114	50.686	26.822	1:52.622	77.78	3.316	10:32:52.831
5 -	35.263	***48.931***	25.548	1:49.742 **(2)**	79.82	0.436	10:34:42.573
6 -	***34.652***	49.135	***25.519***	***1:49.306*** **(1)**	***80.14***		***10:36:31.879***

P29 107 R4 George SHEEN Kawaski - Sheen racing

IDEAL LAP TIME : 1:50.000 BEST LAP TIME : 1:50.344 DIFFERENCE : 0.344

LAP	SECTOR 1	SECTOR 2	SECTOR 3	LAP TIME	MPH	DIFF	TIME OF DAY
1 -	34.793	52.378	26.316	1:53.487	77.18	3.143	10:26:30.438
2 -	35.731	52.975	26.077	1:54.783	76.31	4.439	10:28:25.221
3 -	35.176	50.286	***25.814***	1:51.276 **(3)**	78.72	0.932	10:30:16.497
4 -	34.939	50.005	25.909	1:50.853 **(2)**	79.02	0.509	10:32:07.350
5 -	***34.419***	52.635	27.304	1:54.358	76.60	4.014	10:34:01.708
6 -	34.516	***49.767***	26.061	***1:50.344*** **(1)**	***79.38***		***10:35:52.052***

P30 29 S Giles HARWOOD Yamaha -

IDEAL LAP TIME : 1:51.136 BEST LAP TIME : 1:51.238 DIFFERENCE : 0.102

LAP	SECTOR 1	SECTOR 2	SECTOR 3	LAP TIME	MPH	DIFF	TIME OF DAY
1 -	37.002	52.117	26.745	1:55.864	75.60	4.626	10:26:14.268
2 -	36.141	51.868	26.384	1:54.393	76.57	3.155	10:28:08.661
3 -	35.542	52.779	27.603	1:55.924	75.56	4.686	10:30:04.585
4 -	35.987	50.144	26.089	1:52.220 **(2)**	78.05	0.982	10:31:56.805
5 -	35.398	***49.948***	***25.892***	***1:51.238*** **(1)**	***78.74***		***10:33:48.043***
6 -	***35.296***	51.009	25.951	1:52.256 **(3)**	78.03	1.018	10:35:40.299

P31 58 Steve YOUNG Kawasaki - Cadmatic Engineering

IDEAL LAP TIME : 1:51.705 BEST LAP TIME : 1:51.705 DIFFERENCE : 0.000

LAP	SECTOR 1	SECTOR 2	SECTOR 3	LAP TIME	MPH	DIFF	TIME OF DAY
1 -	37.034	51.014	26.250	1:54.298 **(3)**	76.64	2.593	10:26:11.873
2 -	***35.299***	***50.405***	***26.001***	***1:51.705*** **(1)**	***78.41***		***10:28:03.578***
3 -	35.802	53.492	26.070	1:55.364	75.93	3.659	10:29:58.942
4 -	35.830	50.449	26.175	1:52.454 **(2)**	77.89	0.749	10:31:51.396

P32 190 R4 Steve RAPA Honda - Castech developments

IDEAL LAP TIME : 1:52.214 BEST LAP TIME : 1:52.445 DIFFERENCE : 0.231

LAP	SECTOR 1	SECTOR 2	SECTOR 3	LAP TIME	MPH	DIFF	TIME OF DAY
1 -	37.019	52.073	26.215	1:55.307 **(3)**	75.96	2.862	10:26:40.236
2 -	***35.876***	51.057	***25.793***	1:52.726 **(2)**	77.70	0.281	10:28:32.962
3 -	36.080	***50.545***	25.820	***1:52.445*** **(1)**	***77.90***		***10:30:25.407***

P33 188 R4 Lydia THOMPSON Kawasaki - Flintstone Racing - David Simons Tuning

IDEAL LAP TIME : 1:52.625 BEST LAP TIME : 1:53.044 DIFFERENCE : 0.419

LAP	SECTOR 1	SECTOR 2	SECTOR 3	LAP TIME	MPH	DIFF	TIME OF DAY
1 -	38.095	54.478	27.260	1:59.833	73.10	6.789	10:26:45.476
2 -	36.722	52.742	26.537	1:56.001	75.51	2.957	10:28:41.477
3 -	36.984	51.168	26.521	1:54.673	76.38	1.629	10:30:36.150
4 -	36.177	51.648	26.563	1:54.388 **(2)**	76.58	1.344	10:32:30.538
5 -	37.659	50.843	***26.036***	1:54.538 **(3)**	76.47	1.494	10:34:25.076
6 -	***35.895***	***50.694***	26.455	***1:53.044*** **(1)**	***77.49***		***10:36:18.120***

P34 38 S Michael WAKE Yamaha - Tony's Big Bikes

IDEAL LAP TIME : 1:54.518 BEST LAP TIME : 1:54.620 DIFFERENCE : 0.102

LAP	SECTOR 1	SECTOR 2	SECTOR 3	LAP TIME	MPH	DIFF	TIME OF DAY
1 -	37.853	54.052	27.319	1:59.224	73.47	4.604	10:26:50.072
2 -	37.103	53.172	27.309	1:57.584	74.49	2.964	10:28:47.656
3 -	36.501	52.926	26.921	1:56.348	75.29	1.728	10:30:44.004
4 -	36.116	51.972	27.209	1:55.297 **(3)**	75.97	0.677	10:32:39.301
5 -	36.168	***51.652***	26.800	***1:54.620*** **(1)**	***76.42***		***10:34:33.921***
6 -	***36.096***	51.961	***26.770***	1:54.827 **(2)**	76.28	0.207	10:36:28.748

Weather / Track : Cloudy / Dry

Brands Hatch GP
Circuit Length = 2.4332 miles
Start: 10:22 Flag 10:35 End: 10:37

BMCRC - MRO Championships 2016 - Rnd 8 @ Brands Hatch GP

EDlasia Formula 400 inc Sub 64 & Rookie 400

QUALIFYING - SECTOR ANALYSIS

SECTOR 1 = FL to I1, SECTOR 2 = I1 to I2, SECTOR 3 = I2 to FL, DIFF = Difference To Personal Best Lap

P35 34 S Mark EWENS Yamaha -

IDEAL LAP TIME : 1:56.064 BEST LAP TIME : 1:56.762 DIFFERENCE : 0.698

LAP	SECTOR 1	SECTOR 2	SECTOR 3	LAP TIME	MPH	DIFF	TIME OF DAY
1 -	37.783	53.659	28.004	1:59.446	73.33	2.684	10:26:43.789
2 -	36.974	53.712	28.086	1:58.772	73.75	2.010	10:28:42.561
3 -	36.647	53.246	27.157	1:57.050 (3)	74.83	0.288	10:30:39.611
4 -	***36.439***	***52.575***	27.825	1:56.839 (2)	74.97	0.077	10:32:36.450
5 -	37.415	53.312	27.575	1:58.302	74.04	1.540	10:34:34.752
6 -	36.832	52.880	***27.050***	***1:56.762*** (1)	***75.02***		***10:36:31.514***

P36 311 R4 Chris LAMBOURNE Kawasaki - Hastings m/cycle centre

IDEAL LAP TIME : 1:57.995 BEST LAP TIME : 1:57.995 DIFFERENCE : 0.000

LAP	SECTOR 1	SECTOR 2	SECTOR 3	LAP TIME	MPH	DIFF	TIME OF DAY
1 -	37.991	55.685	28.215	2:01.891	71.86	3.896	10:26:55.173
2 -	37.642	54.795	28.694	2:01.131	72.31	3.136	10:28:56.304
3 -	37.540	54.850	27.896	2:00.286	72.82	2.291	10:30:56.590
4 -	37.012	54.353	28.303	1:59.668 (3)	73.20	1.673	10:32:56.258
5 -	37.268	53.595	27.776	1:58.639 (2)	73.83	0.644	10:34:54.897
6 -	***36.992***	***53.400***	***27.603***	***1:57.995*** (1)	***74.23***		***10:36:52.892***

P37 88 Peter RANDALL Kawasaki -

IDEAL LAP TIME : 1:57.717 BEST LAP TIME : 1:58.032 DIFFERENCE : 0.315

LAP	SECTOR 1	SECTOR 2	SECTOR 3	LAP TIME	MPH	DIFF	TIME OF DAY
1 -	39.259	55.927	27.704	2:02.890	71.28	4.858	10:26:29.355
2 -	39.566	56.052	27.441	2:03.059	71.18	5.027	10:28:32.414
3 -	38.140	54.217	27.629	1:59.986	73.00	1.954	10:30:32.400
4 -	37.320	***53.765***	26.947	***1:58.032*** (1)	***74.21***		***10:32:30.432***
5 -	37.200	54.344	***26.814***	1:58.358 (2)	74.01	0.326	10:34:28.790
6 -	***37.138***	54.122	27.352	1:58.612 (3)	73.85	0.580	10:36:27.402

P38 17 R4 Andrew POCOCK Honda -

IDEAL LAP TIME : 2:01.321 BEST LAP TIME : 2:02.349 DIFFERENCE : 1.028

LAP	SECTOR 1	SECTOR 2	SECTOR 3	LAP TIME	MPH	DIFF	TIME OF DAY
1 -	38.286	1:02.723	29.264	2:10.273	67.24	7.924	10:27:02.488
2 -	37.806	1:00.127	28.543	2:06.476	69.26	4.127	10:29:08.964
3 -	39.256	58.073	***28.423***	2:05.752	69.65	3.403	10:31:14.716
4 -	***37.506***	56.311	28.532	***2:02.349*** (1)	***71.59***		***10:33:17.065***
5 -	38.088	55.924	28.745	2:02.757 (3)	71.35	0.408	10:35:19.822
6 -	37.693	***55.392***	29.560	2:02.645 (2)	71.42	0.296	10:37:22.467

P39 53 R4 Robert STEWART Kawasaki -

IDEAL LAP TIME : 2:04.012 BEST LAP TIME : 2:04.012 DIFFERENCE : 0.000

LAP	SECTOR 1	SECTOR 2	SECTOR 3	LAP TIME	MPH	DIFF	TIME OF DAY
1 -	41.666	1:02.324	30.902	3:27.495	42.21	1:23.483	10:27:55.932
2 -	40.701	58.719	29.056	2:08.476 (3)	68.18	4.464	10:30:04.408
3 -	42.042	58.227	29.474	2:09.743	67.51	5.731	10:32:14.151
4 -	39.606	57.435	29.012	2:06.053 (2)	69.49	2.041	10:34:20.204
5 -	***39.302***	***56.561***	***28.149***	***2:04.012*** (1)	***70.63***		***10:36:24.216***

Weather / Track : Cloudy / Dry

Brands Hatch GP
Circuit Length = 2.4332 miles
Start: 10:22 Flag 10:35 End: 10:37

BMCRC - MRO Championships 2016 - Rnd 8 @ Brands Hatch GP

EDlasia Formula 400 inc Sub 64 & Rookie 400

QUALIFYING - BEST SECTORS

	SECTOR 1			SECTOR 2			SECTOR 3			IDEAL / BEST COMPARISON					
POS	NO	NAME	TIME	NO	NAME	TIME	NO	NAME	TIME	POS	NO	NAME	IDEAL	BEST	DIFF
												PERFECT LAP	1:37.950		
1	114	SMITH	30.862	114	SMITH	43.859	114	SMITH	23.229	1	114	SMITH	1:37.950	1:38.436	0.486
2	3	HENNING	31.727	14	BURRAGE	44.420	14	BURRAGE	23.388	2	14	BURRAGE	1:39.587	1:39.916	0.329
3	48	WELSH	31.761	48	WELSH	44.521	2	GILL	23.486	3	48	WELSH	1:39.877	1:40.113	0.236
4	14	BURRAGE	31.779	1	RUTH	44.859	48	WELSH	23.595	4	2	GILL	1:40.231	1:40.555	0.324
5	2	GILL	31.804	2	GILL	44.941	1	RUTH	23.606	5	1	RUTH	1:40.664	1:40.664	0.000
6	1	RUTH	32.199	3	HENNING	45.919	78	POVAH	23.877	6	3	HENNING	1:41.554	1:41.835	0.281
7	86	SCOTT	32.230	86	SCOTT	45.949	3	HENNING	23.908	7	86	SCOTT	1:42.328	1:42.478	0.150
8	46	ROWLINGS	32.398	46	ROWLINGS	45.959	86	SCOTT	24.149	8	46	ROWLINGS	1:42.805	1:42.958	0.153
9	226	HARTGROVE	32.563	78	POVAH	46.087	51	JARMAN	24.396	9	78	POVAH	1:43.147	1:43.147	0.000
10	69	MASTERS	32.771	51	JARMAN	46.704	46	ROWLINGS	24.448	10	51	JARMAN	1:44.190	1:44.320	0.130
11	8	CORKETT	32.992	127	GREEN	46.746	31	LAWRENCE	24.527	11	8	CORKETT	1:44.585	1:44.625	0.040
12	33	JOHNSTONE	33.061	8	CORKETT	46.982	226	HARTGROVE	24.552	12	127	GREEN	1:44.617	1:44.877	0.260
13	51	JARMAN	33.090	69	MASTERS	47.221	32	HANTON	24.553	13	69	MASTERS	1:44.619	1:45.473	0.854
14	78	POVAH	33.183	33	JOHNSTONE	47.424	8	CORKETT	24.611	14	226	HARTGROVE	1:45.072	1:45.291	0.219
15	13	EDMONDSON	33.207	31	LAWRENCE	47.493	127	GREEN	24.621	15	33	JOHNSTONE	1:45.335	1:45.522	0.187
16	127	GREEN	33.250	85	ROBINSON	47.555	69	MASTERS	24.627	16	31	LAWRENCE	1:45.925	1:46.084	0.159
17	23	EVANS	33.437	13	EDMONDSON	47.748	33	JOHNSTONE	24.850	17	13	EDMONDSON	1:46.106	1:46.734	0.628
18	47	CLARK	33.650	22	HARVIEK	47.775	47	CLARK	24.930	18	85	ROBINSON	1:46.443	1:47.183	0.740
19	22	HARVIEK	33.689	226	HARTGROVE	47.957	22	HARVIEK	25.074	19	22	HARVIEK	1:46.538	1:46.741	0.203
20	85	ROBINSON	33.699	145	MOORE	48.111	57	FISHER	25.095	20	32	HANTON	1:46.596	1:46.860	0.264
21	145	MOORE	33.803	47	CLARK	48.204	145	MOORE	25.100	21	47	CLARK	1:46.784	1:46.816	0.032
22	32	HANTON	33.819	32	HANTON	48.224	13	EDMONDSON	25.151	22	145	MOORE	1:47.014	1:47.491	0.477
23	31	LAWRENCE	33.905	23	EVANS	48.246	52	JARMAN	25.185	23	23	EVANS	1:47.122	1:47.275	0.153
24	42	ATKINS	34.018	57	FISHER	48.288	85	ROBINSON	25.189	24	57	FISHER	1:47.685	1:49.187	1.502
25	57	FISHER	34.302	77	PETTY	48.493	77	PETTY	25.204	25	77	PETTY	1:48.184	1:48.240	0.056
26	107	SHEEN	34.419	52	JARMAN	48.902	23	EVANS	25.439	26	52	JARMAN	1:48.533	1:48.660	0.127
27	52	JARMAN	34.446	45	THOMPSON	48.931	45	THOMPSON	25.519	27	42	ATKINS	1:49.037	1:49.130	0.093
28	77	PETTY	34.487	42	ATKINS	49.447	42	ATKINS	25.572	28	45	THOMPSON	1:49.102	1:49.306	0.204
29	45	THOMPSON	34.652	107	SHEEN	49.767	190	RAPA	25.793	29	107	SHEEN	1:50.000	1:50.344	0.344
30	29	HARWOOD	35.296	29	HARWOOD	49.948	107	SHEEN	25.814	30	29	HARWOOD	1:51.136	1:51.238	0.102
31	58	YOUNG	35.299	58	YOUNG	50.405	29	HARWOOD	25.892	31	58	YOUNG	1:51.705	1:51.705	0.000
32	190	RAPA	35.876	190	RAPA	50.545	58	YOUNG	26.001	32	190	RAPA	1:52.214	1:52.445	0.231
33	188	THOMPSON	35.895	188	THOMPSON	50.694	188	THOMPSON	26.036	33	188	THOMPSON	1:52.625	1:53.044	0.419
34	38	WAKE	36.096	38	WAKE	51.652	38	WAKE	26.770	34	38	WAKE	1:54.518	1:54.620	0.102
35	34	EWENS	36.439	34	EWENS	52.575	88	RANDALL	26.814	35	34	EWENS	1:56.064	1:56.762	0.698
36	311	LAMBOURNE	36.992	311	LAMBOURNE	53.400	34	EWENS	27.050	36	88	RANDALL	1:57.717	1:58.032	0.315
37	88	RANDALL	37.138	88	RANDALL	53.765	311	LAMBOURNE	27.603	37	311	LAMBOURNE	1:57.995	1:57.995	0.000
38	17	POCOCK	37.506	17	POCOCK	55.392	53	STEWART	28.149	38	17	POCOCK	2:01.321	2:02.349	1.028
39	53	STEWART	39.302	53	STEWART	56.561	17	POCOCK	28.423	39	53	STEWART	2:04.012	2:04.012	0.000

Weather / Track : Cloudy / Dry

Brands Hatch GP
Circuit Length = 2.4332 miles
Start: 10:22 Flag 10:35 End: 10:37

Results can be found at www.tsl-timing.com

Printed - 10:40 Saturday, 20 August 2016

BMCRC - MRO Championships 2016 - Rnd 8 @ Brands Hatch GP

Yamaha Past Masters & Junior Cup / Senior 300 Series

QUALIFYING - CLASSIFICATION

POS	NO	CL	PIC	NAME	ENTRY	TIME	ON	LAPS	GAP	DIFF	MPH
1	13	YPM	1	Doug EDMONDSON	Yamaha - Wave Racing Developments	1:58.939	1	2			73.64
2	48	YPM	2	Mark TAYLOR	Yamaha - B K NOLTE contracts limited	1:59.440	4	5	0.501	0.501	73.34
3	3	J	1	Joey LAMBDEN	Kawasaki -	2:00.589	5	6	1.650	1.149	72.64
4	1	YPM	3	Matt BARBER	Yamaha -	2:01.254	6	6	2.315	0.665	72.24
5	93	S	1	Monica ISAAC	Kawasaki - Fins Motorcycles & Blockade Services	2:02.322	6	6	3.383	1.068	71.61
6	126	S	2	Gareth HOPKINS	Kawasaki - The Wife - Zarra Hopkins	2:02.587	6	6	3.648	0.265	71.45
7	7	YPM	4	Pete FISHWICK	Yamaha -	2:03.274	5	5	4.335	0.687	71.05
8	100	YPM	5	Denis HALIL	Yamaha -	2:03.874	6	6	4.935	0.600	70.71
9	33	J	2	Brandon PAYNE	Kawasaki - Mom & dad	2:03.963	5	6	5.024	0.089	70.66
10	76	J	3	Elliot PINSON	Kawasaki - Mum, Dad, Gran & Grandad	2:04.051	2	6	5.112	0.088	70.61
11	28	YPM	6	Peter MANNERING	Yamaha - Mbc dispatch	2:04.638	5	5	5.699	0.587	70.28
12	73	S	3	Sarah JORDAN	Kawasaki - Bernard Elliott Racing	2:04.866	6	6	5.927	0.228	70.15
13	38	YPM	7	Michael WAKE	Yamaha - Tony's Big Bikes	2:04.895	5	5	5.956	0.029	70.13
14	45	YPM	8	Peter MOORE	Yamaha - Curphs Cuttings	2:05.450	5	5	6.511	0.555	69.82
15	26	J	4	Luke HOPKINS	Kawasaki - Mum - Zarra Hopkins	2:05.635	4	5	6.696	0.185	69.72
16	22	YPM	9	Rik BALLERINI	Yamaha - SCLS LTD Knight Road Racing	2:07.463	5	5	8.524	1.828	68.72
17	106	J	5	Patrick BYRNE	Kawasaki - PKB RACING	2:08.807	5	5	9.868	1.344	68.00
18	34	YPMR	1	Mark EWENS	Yamaha -	2:09.958	5	5	11.019	1.151	67.40
19	9	S	4	Graham HAW	Kawasaki - Graham haw joinery	2:10.403	3	5	11.464	0.445	67.17
20	32	S	5	Paul ROBSON	Kawasaki - Cheffing Solutions	2:11.240	5	5	12.301	0.837	66.74
21	50	J	6	Aditya Singh BEHAL	Kawasaki -	2:12.000	1	1	13.061	0.760	66.36
22	33	YPM	10	Sacha GYTE	Yamaha -	2:12.655	4	4	13.716	0.655	66.03
23	14	S	6	Paul SALLISS	Kawasaki - Essentialexec.co.uk	2:13.798	1	2	14.859	1.143	65.47
24	27	YPM	11	David PATERSON	Yamaha - Arnold Self Drive	2:13.834	2	5	14.895	0.036	65.45
25	63	S	7	Samuel SMYTH	Kawasaki -	2:13.871	4	5	14.932	0.037	65.43
26	11	YPMR	2	Paul MIDDLETON	Yamaha - Neil Zwartouw Carpentry	2:13.956	4	5	15.017	0.085	65.39
27	36	J	7	Harry FOWLE	Kawasaki - A.Fowle Joinery	2:14.092	5	5	15.153	0.136	65.32
28	47	S	8	Matt HILL	Kawasaki -	2:14.190	5	5	15.251	0.098	65.27
29	113	J	8	Dean BRADLEY	Kawasaki -	2:14.204	4	5	15.265	0.014	65.27
30	20	J	9	Kai DICKINSON	Kawasaki - Dad	2:14.872	5	5	15.933	0.668	64.94
31	48	S	9	Kevin SABBARTON	Kawasaki -	2:15.275	4	4	16.336	0.403	64.75
32	7	S	10	Michael SHARMAN	Kawasaki -	2:15.298	5	5	16.359	0.023	64.74
33	29	YPMC	1	Giles HARWOOD	Yamaha -	2:17.485	5	5	18.546	2.187	63.71
34	37	S	11	Craig CLEMONS	Kawasaki - Naomi	2:17.626	2	3	18.687	0.141	63.64
35	89	YPMR	3	Andrew TEMPEST	Yamaha -	2:18.034	2	5	19.095	0.408	63.46
36	4	J	10	James DUTTON	Kawasaki -	2:18.172	5	5	19.233	0.138	63.39
37	83	YPMC	2	Malcolm HUTCHEON	Yamaha -	2:18.450	1	5	19.511	0.278	63.27
38	5	YPMR	4	Max HOUSE	Yamaha -	2:18.862	2	2	19.923	0.412	63.08
39	63	YPMC	3	Stephen JOHNSON	Yamaha -	2:20.125	1	5	21.186	1.263	62.51
40	30	S	12	Malcolm HOWELL	Kawasaki -	2:20.170	5	5	21.231	0.045	62.49
41	13	S	13	Ben HAWES	Kawasaki -	2:20.225	1	2	21.286	0.055	62.46
42	71	S	14	Karie HENLY	Kawasaki - Thomas Racing	2:20.442	4	5	21.503	0.217	62.37
43	21	J	11	Callum SADBERRY	Kawasaki -	2:21.009	5	5	22.070	0.567	62.12
44	90	YPMC	4	Mark ELLERAY	Yamaha - Abbot Solutions Ltd	2:21.854	3	3	22.915	0.845	61.75
45	25	S	15	Leon JONES	Kawasaki -	2:22.729	1	1	23.790	0.875	61.37
46	2	YPMC	5	Lee HUFF	Yamaha -	2:23.259	1	2	24.320	0.530	61.14
47	56	S	16	Michael STONE	Kawasaki -	2:24.048	4	4	25.109	0.789	60.81
48	58	YPMC	6	Steve REDHEAD	Yamaha - Binx Racing	2:25.323	1	1	26.384	1.275	60.27
49	74	YPM	12	Paul WHITBY	Yamaha - Prestige Decor Ltd	2:28.185	2	3	29.246	2.862	59.11
50	29	S	17	Charlie STONE	Kawasaki -	2:35.783	2	4	36.844	7.598	56.23
51	132	YPMR	5	Sarah ENGLISH	Yamaha -	2:36.143	4	4	37.204	0.360	56.10
52	45	S	18	Steven HAWES	Kawasaki - Clare Foley	2:37.394	4	4	38.455	1.251	55.65
53	23	J	12	Joe ELLIS	Kawasaki -	2:39.811	4	4	40.872	2.417	54.81
54	25	YPMR	6	Allan SEXTON	Yamaha - Poole Motorcycles Ltd	2:43.643	1	4	44.704	3.832	53.53
55	175	YPM	13	Anthony JOHNSON	Yamaha -			4			
56	81	YPM	14	Scott GRANT	Yamaha - SEAGER engineering/ Motaa Cycle Parts			4			
57	18	YPM	15	Marc PRENTICE	Yamaha - Mungo Marine Ltd			0			
58	17	J	13	Jordan HARRIS	Kawasaki -			0			
59	11	S	19	Aaron COELHO-COADY	Kawasaki - Palmer Performance / Tyres4Bikes			0			

*** Bike 45(Kawasaki) - Please fit a working transponder**
*** Bike 13 (Kawasaki) & 76 - Fastest Lap Disallowed - Yellow Flag Infringement**

Brands Hatch GP
Circuit Length = 2.4332 miles
Start: 11:12 Flag 11:25 End: 11:27

Weather / Track : Cloudy / Wet
These results are provisional until the conclusion of any judicial and technical matters.

Clerk Of Course :		Timekeeper :

Results can be found at www.tsl-timing.com

Printed - 11:30 Saturday, 20 August 2016

BMCRC - MRO Championships 2016 - Rnd 8 @ Brands Hatch GP

Yamaha Past Masters & Junior Cup / Senior 300 Series

QUALIFYING - SECTOR ANALYSIS

SECTOR 1 = FL to I1, SECTOR 2 = I1 to I2, SECTOR 3 = I2 to FL, DIFF = Difference To Personal Best Lap

P1 13 YPM Doug EDMONDSON Yamaha - Wave Racing Developments

IDEAL LAP TIME : 1:58.678 BEST LAP TIME : 1:58.939 DIFFERENCE : 0.261

LAP	SECTOR 1	SECTOR 2	SECTOR 3	LAP TIME	MPH	DIFF	TIME OF DAY
1 -	***37.552***	53.479	***27.908***	***1:58.939*** **(1)**	***73.64***		***11:16:02.067***
2 -	37.832	***53.218***	28.395	1:59.445 **(2)**	73.33	0.506	11:18:01.512

P2 48 YPM Mark TAYLOR Yamaha - B K NOLTE contracts limited

IDEAL LAP TIME : 1:59.005 BEST LAP TIME : 1:59.440 DIFFERENCE : 0.435

LAP	SECTOR 1	SECTOR 2	SECTOR 3	LAP TIME	MPH	DIFF	TIME OF DAY
1 -	OUTLAP	56.307	28.966	2:06.648	69.16	7.208	11:18:50.331
2 -	38.751	54.587	28.873	2:02.211	71.67	2.771	11:20:52.542
3 -	39.290	53.705	28.272	2:01.267 **(3)**	72.23	1.827	11:22:53.809
4 -	***38.334***	53.403	***27.703***	***1:59.440*** **(1)**	***73.34***		***11:24:53.249***
5 -	38.498	***52.968***	27.974	***1:59.440*** **(1)**	***73.34***		***11:26:52.689***

P3 3 J Joey LAMBDEN Kawasaki -

IDEAL LAP TIME : 1:58.818 BEST LAP TIME : 2:00.589 DIFFERENCE : 1.771

LAP	SECTOR 1	SECTOR 2	SECTOR 3	LAP TIME	MPH	DIFF	TIME OF DAY
1 -	39.748	57.126	29.718	2:06.592	69.19	6.003	11:16:22.386
2 -	39.469	57.627	29.598	2:06.694	69.14	6.105	11:18:29.080
3 -	38.250	55.612	29.144	2:03.006 **(3)**	71.21	2.417	11:20:32.086
4 -	***37.049***	54.620	29.199	2:00.868 **(2)**	72.47	0.279	11:22:32.954
5 -	38.820	***53.228***	***28.541***	***2:00.589*** **(1)**	***72.64***		***11:24:33.543***
6 -	38.105	57.484	28.760	2:04.349	70.44	3.760	11:26:37.892

P4 1 YPM Matt BARBER Yamaha -

IDEAL LAP TIME : 2:01.254 BEST LAP TIME : 2:01.254 DIFFERENCE : 0.000

LAP	SECTOR 1	SECTOR 2	SECTOR 3	LAP TIME	MPH	DIFF	TIME OF DAY
1 -	43.396	59.219	30.053	2:12.668	66.02	11.414	11:16:24.650
2 -	41.067	57.938	29.232	2:08.237	68.30	6.983	11:18:32.887
3 -	40.768	57.128	29.251	2:07.147	68.89	5.893	11:20:40.034
4 -	39.313	54.840	28.738	2:02.891 **(2)**	71.28	1.637	11:22:42.925
5 -	39.507	56.270	28.898	2:04.675 **(3)**	70.26	3.421	11:24:47.600
6 -	***38.653***	***54.712***	***27.889***	***2:01.254*** **(1)**	***72.24***		***11:26:48.854***

P5 93 S Monica ISAAC Kawasaki - Fins Motorcycles & Blockade Services

IDEAL LAP TIME : 2:02.121 BEST LAP TIME : 2:02.322 DIFFERENCE : 0.201

LAP	SECTOR 1	SECTOR 2	SECTOR 3	LAP TIME	MPH	DIFF	TIME OF DAY
1 -	42.298	57.377	29.750	2:09.425	67.68	7.103	11:16:21.923
2 -	41.403	56.972	29.127	2:07.502	68.70	5.180	11:18:29.425
3 -	39.749	57.784	28.975	2:06.508	69.24	4.186	11:20:35.933
4 -	39.705	***54.824***	29.207	2:03.736 **(2)**	70.79	1.414	11:22:39.669
5 -	39.706	57.295	28.798	2:05.799 **(3)**	69.63	3.477	11:24:45.468
6 -	***38.566***	55.025	***28.731***	***2:02.322*** **(1)**	***71.61***		***11:26:47.790***

P6 126 S Gareth HOPKINS Kawasaki - The Wife - Zarra Hopkins

IDEAL LAP TIME : 2:02.587 BEST LAP TIME : 2:02.587 DIFFERENCE : 0.000

LAP	SECTOR 1	SECTOR 2	SECTOR 3	LAP TIME	MPH	DIFF	TIME OF DAY
1 -	40.812	59.227	30.038	2:10.077	67.34	7.490	11:16:21.973
2 -	39.821	58.031	29.348	2:07.200	68.86	4.613	11:18:29.173
3 -	38.728	57.032	28.870	2:04.630 **(2)**	70.28	2.043	11:20:33.803
4 -	38.471	57.423	29.766	2:05.660	69.71	3.073	11:22:39.463
5 -	38.832	57.329	29.253	2:05.414 **(3)**	69.84	2.827	11:24:44.877
6 -	***38.439***	***55.361***	***28.787***	***2:02.587*** **(1)**	***71.45***		***11:26:47.464***

Weather / Track : Cloudy / Wet

Brands Hatch GP
Circuit Length = 2.4332 miles
Start: 11:12 Flag 11:25 End: 11:27

BMCRC - MRO Championships 2016 - Rnd 8 @ Brands Hatch GP

Yamaha Past Masters & Junior Cup / Senior 300 Series

QUALIFYING - SECTOR ANALYSIS

SECTOR 1 = FL to I1, SECTOR 2 = I1 to I2, SECTOR 3 = I2 to FL, DIFF = Difference To Personal Best Lap

P7 7 YPM Pete FISHWICK Yamaha -

IDEAL LAP TIME : 2:03.262 BEST LAP TIME : 2:03.274 DIFFERENCE : 0.012

LAP	SECTOR 1	SECTOR 2	SECTOR 3	LAP TIME	MPH	DIFF	TIME OF DAY
1 -	40.727	1:01.983	30.214	2:12.924	65.90	9.650	11:17:03.242
2 -	42.823	59.866	30.252	2:12.941	65.89	9.667	11:19:16.183
3 -	41.105	57.564	30.074	2:08.743 (3)	68.04	5.469	11:21:24.926
4 -	***39.949***	57.260	29.464	2:06.673 (2)	69.15	3.399	11:23:31.599
5 -	39.961	***54.892***	***28.421***	***2:03.274*** (1)	***71.05***		***11:25:34.873***

P8 100 YPM Denis HALIL Yamaha -

IDEAL LAP TIME : 2:03.189 BEST LAP TIME : 2:03.874 DIFFERENCE : 0.685

LAP	SECTOR 1	SECTOR 2	SECTOR 3	LAP TIME	MPH	DIFF	TIME OF DAY
1 -	40.060	58.736	29.141	2:07.937	68.46	4.063	11:16:17.567
2 -	38.983	58.527	30.083	2:07.593 (3)	68.65	3.719	11:18:25.160
3 -	39.889	59.032	28.934	2:07.855	68.51	3.981	11:20:33.015
4 -	38.284	57.931	29.195	2:05.410 (2)	69.84	1.536	11:22:38.425
5 -	40.574	59.572	***28.859***	2:09.005	67.90	5.131	11:24:47.430
6 -	***38.147***	***56.183***	29.544	***2:03.874*** (1)	***70.71***		***11:26:51.304***

P9 33 J Brandon PAYNE Kawasaki - Mom & dad

IDEAL LAP TIME : 2:02.759 BEST LAP TIME : 2:03.963 DIFFERENCE : 1.204

LAP	SECTOR 1	SECTOR 2	SECTOR 3	LAP TIME	MPH	DIFF	TIME OF DAY
1 -	39.586	55.762	29.775	2:05.123	70.00	1.160	11:16:11.616
2 -	***38.622***	55.808	29.612	2:04.042 (2)	70.61	0.079	11:18:15.658
3 -	39.838	57.614	29.812	2:07.264	68.83	3.301	11:20:22.922
4 -	39.148	57.186	29.679	2:06.013	69.51	2.050	11:22:28.935
5 -	39.313	***55.311***	29.339	***2:03.963*** (1)	***70.66***		***11:24:32.898***
6 -	38.704	56.647	***28.826***	2:04.177 (3)	70.54	0.214	11:26:37.075

P10 76 J Elliot PINSON Kawasaki - Mum, Dad, Gran & Grandad

IDEAL LAP TIME : 2:02.199 BEST LAP TIME : 2:04.051 DIFFERENCE : 1.852

LAP	SECTOR 1	SECTOR 2	SECTOR 3	LAP TIME	MPH	DIFF	TIME OF DAY
1 -	38.536	56.816	29.570	2:04.922 (2)	70.12	0.871	11:16:10.529
2 -	38.099	56.303	29.649	***2:04.051*** (1)	***70.61***		***11:18:14.580***
3 -	39.658	***55.358***	***28.769***	2:03.785 D	70.76		11:20:18.365
4 -	***38.072***	58.002	29.834	2:05.908	69.57	1.857	11:22:24.273
5 -	39.122	55.911	29.989	2:05.022 (3)	70.06	0.971	11:24:29.295
6 -	38.887	57.478	28.790	2:05.155	69.99	1.104	11:26:34.450

P11 28 YPM Peter MANNERING Yamaha - Mbc dispatch

IDEAL LAP TIME : 2:04.638 BEST LAP TIME : 2:04.638 DIFFERENCE : 0.000

LAP	SECTOR 1	SECTOR 2	SECTOR 3	LAP TIME	MPH	DIFF	TIME OF DAY
1 -	43.784	1:00.578	30.374	2:14.736	65.01	10.098	11:16:47.621
2 -	41.287	1:00.495	30.082	2:11.864 (3)	66.43	7.226	11:18:59.485
3 -	41.950	58.527	29.278	2:09.755 (2)	67.51	5.117	11:21:09.240
4 -	40.562	1:01.190	30.679	2:12.431	66.14	7.793	11:23:21.671
5 -	***39.713***	***56.146***	***28.779***	***2:04.638*** (1)	***70.28***		***11:25:26.309***

P12 73 S Sarah JORDAN Kawasaki - Bernard Elliott Racing

IDEAL LAP TIME : 2:04.866 BEST LAP TIME : 2:04.866 DIFFERENCE : 0.000

LAP	SECTOR 1	SECTOR 2	SECTOR 3	LAP TIME	MPH	DIFF	TIME OF DAY
1 -	41.007	57.682	30.375	2:09.064	67.87	4.198	11:16:15.385
2 -	40.644	59.477	30.930	2:11.051	66.84	6.185	11:18:26.436
3 -	40.934	58.686	29.674	2:09.294	67.75	4.428	11:20:35.730
4 -	40.553	56.643	29.753	2:06.949 (2)	69.00	2.083	11:22:42.679
5 -	40.662	56.780	29.688	2:07.130 (3)	68.90	2.264	11:24:49.809
6 -	***40.021***	***55.828***	***29.017***	***2:04.866*** (1)	***70.15***		***11:26:54.675***

Brands Hatch GP
Circuit Length = 2.4332 miles
Start: 11:12 Flag 11:25 End: 11:27

Weather / Track : Cloudy / Wet

BMCRC - MRO Championships 2016 - Rnd 8 @ Brands Hatch GP

Yamaha Past Masters & Junior Cup / Senior 300 Series

QUALIFYING - SECTOR ANALYSIS

SECTOR 1 = FL to I1, SECTOR 2 = I1 to I2, SECTOR 3 = I2 to FL, DIFF = Difference To Personal Best Lap

P13 38 YPM Michael WAKE Yamaha - Tony's Big Bikes

IDEAL LAP TIME : 2:04.895 BEST LAP TIME : 2:04.895 DIFFERENCE : 0.000

LAP	SECTOR 1	SECTOR 2	SECTOR 3	LAP TIME	MPH	DIFF	TIME OF DAY
1 -	42.672	1:00.532	31.207	2:14.411	65.17	9.516	11:17:32.333
2 -	41.659	1:00.507	30.650	2:12.816	65.95	7.921	11:19:45.149
3 -	40.401	59.588	30.569	2:10.558 (3)	67.09	5.663	11:21:55.707
4 -	40.751	57.965	29.695	2:08.411 (2)	68.21	3.516	11:24:04.118
5 -	***39.280***	***56.795***	***28.820***	***2:04.895 (1)***	***70.13***		***11:26:09.013***

P14 45 YPM Peter MOORE Yamaha - Curphs Cuttings

IDEAL LAP TIME : 2:03.885 BEST LAP TIME : 2:05.450 DIFFERENCE : 1.565

LAP	SECTOR 1	SECTOR 2	SECTOR 3	LAP TIME	MPH	DIFF	TIME OF DAY
1 -	49.435	1:06.719	32.441	2:28.595	58.95	23.145	11:17:49.579
2 -	41.976	1:00.012	31.573	2:13.561	65.58	8.111	11:20:03.140
3 -	43.902	58.890	29.915	2:12.707 (3)	66.00	7.257	11:22:15.847
4 -	***39.568***	58.111	30.413	2:08.092 (2)	68.38	2.642	11:24:23.939
5 -	41.133	***55.378***	***28.939***	***2:05.450 (1)***	***69.82***		***11:26:29.389***

P15 26 J Luke HOPKINS Kawasaki - Mum - Zarra Hopkins

IDEAL LAP TIME : 2:05.088 BEST LAP TIME : 2:05.635 DIFFERENCE : 0.547

LAP	SECTOR 1	SECTOR 2	SECTOR 3	LAP TIME	MPH	DIFF	TIME OF DAY
1 -	41.310	57.070	30.142	2:08.522	68.15	2.887	11:16:24.700
2 -	40.041	56.841	29.306	2:06.188 (3)	69.41	0.553	11:18:30.888
3 -	***39.845***	59.759	30.101	2:09.705	67.53	4.070	11:20:40.593
4 -	39.975	56.427	***29.233***	***2:05.635 (1)***	***69.72***		***11:22:46.228***
5 -	40.183	56.403	29.597	2:06.183 (2)	69.42	0.548	11:24:52.411

P16 22 YPM Rik BALLERINI Yamaha - SCLS LTD Knight Road Racing

IDEAL LAP TIME : 2:07.463 BEST LAP TIME : 2:07.463 DIFFERENCE : 0.000

LAP	SECTOR 1	SECTOR 2	SECTOR 3	LAP TIME	MPH	DIFF	TIME OF DAY
1 -	43.396		IN PIT	2:35.806 P	56.22	28.343	11:16:59.093
2 -	OUTLAP		IN PIT	2:20.362 P	62.40	12.899	11:19:19.455
3 -	OUTLAP	1:08.143	31.588	2:28.418	59.02	20.955	11:21:47.873
4 -	40.902	59.659	29.575	2:10.136 (2)	67.31	2.673	11:23:58.009
5 -	***39.674***	***58.420***	***29.369***	***2:07.463 (1)***	***68.72***		***11:26:05.472***

P17 106 J Patrick BYRNE Kawasaki - PKB RACING

IDEAL LAP TIME : 2:08.807 BEST LAP TIME : 2:08.807 DIFFERENCE : 0.000

LAP	SECTOR 1	SECTOR 2	SECTOR 3	LAP TIME	MPH	DIFF	TIME OF DAY
1 -	42.590	1:04.211	31.999	2:18.800	63.11	9.993	11:17:11.815
2 -	42.959	1:01.619	31.508	2:16.086	64.36	7.279	11:19:27.901
3 -	44.005	58.930	31.384	2:14.319 (3)	65.21	5.512	11:21:42.220
4 -	40.844	58.115	30.882	2:09.841 (2)	67.46	1.034	11:23:52.061
5 -	***40.672***	***57.673***	***30.462***	***2:08.807 (1)***	***68.00***		***11:26:00.868***

P18 34 YPMR Mark EWENS Yamaha -

IDEAL LAP TIME : 2:09.658 BEST LAP TIME : 2:09.958 DIFFERENCE : 0.300

LAP	SECTOR 1	SECTOR 2	SECTOR 3	LAP TIME	MPH	DIFF	TIME OF DAY
1 -	43.497	1:06.515	35.384	2:25.396	60.24	15.438	11:17:18.932
2 -	44.682	1:04.110	30.872	2:19.664	62.72	9.706	11:19:38.596
3 -	42.407	1:01.958	30.956	2:15.321 (3)	64.73	5.363	11:21:53.917
4 -	42.128	1:00.041	***30.451***	2:12.620 (2)	66.05	2.662	11:24:06.537
5 -	***40.680***	***58.527***	30.751	***2:09.958 (1)***	***67.40***		***11:26:16.495***

P19 9 S Graham HAW Kawasaki - Graham haw joinery

IDEAL LAP TIME : 2:08.792 BEST LAP TIME : 2:10.403 DIFFERENCE : 1.611

LAP	SECTOR 1	SECTOR 2	SECTOR 3	LAP TIME	MPH	DIFF	TIME OF DAY

Weather / Track : Cloudy / Wet

Brands Hatch GP
Circuit Length = 2.4332 miles
Start: 11:12 Flag 11:25 End: 11:27

BMCRC - MRO Championships 2016 - Rnd 8 @ Brands Hatch GP

Yamaha Past Masters & Junior Cup / Senior 300 Series

QUALIFYING - SECTOR ANALYSIS

SECTOR 1 = FL to I1, SECTOR 2 = I1 to I2, SECTOR 3 = I2 to FL, DIFF = Difference To Personal Best Lap

1 -	41.567	1:00.915	30.950	2:13.432	65.65	3.029	11:16:40.073
2 -	42.396	1:00.853	***29.971***	2:13.220	65.75	2.817	11:18:53.293
3 -	40.713	59.432	30.258	***2:10.403*** **(1)**	***67.17***		***11:21:03.696***
4 -	***39.790***	1:01.022	30.008	2:10.820 **(3)**	66.96	0.417	11:23:14.516
5 -	40.962	***59.031***	30.812	2:10.805 **(2)**	66.96	0.402	11:25:25.321

P20 32 S Paul ROBSON Kawasaki - Cheffing Solutions

IDEAL LAP TIME : 2:09.573 BEST LAP TIME : 2:11.240 DIFFERENCE : 1.667

LAP	SECTOR 1	SECTOR 2	SECTOR 3	LAP TIME	MPH	DIFF	TIME OF DAY
1 -	42.911	1:01.199	31.560	2:15.670	64.56	4.430	11:16:37.322
2 -	44.985	1:00.319	31.451	2:16.755	64.05	5.515	11:18:54.077
3 -	42.348	***58.788***	30.698	2:11.834 **(2)**	66.44	0.594	11:21:05.911
4 -	***40.556***	1:00.518	30.962	2:12.036 **(3)**	66.34	0.796	11:23:17.947
5 -	41.104	59.907	***30.229***	***2:11.240*** **(1)**	***66.74***		***11:25:29.187***

P21 50 J Aditya Singh BEHAL Kawasaki -

IDEAL LAP TIME : BEST LAP TIME : 2:12.000 DIFFERENCE :

LAP	SECTOR 1	SECTOR 2	SECTOR 3	LAP TIME	MPH	DIFF	TIME OF DAY
1 -				***2:12.000*** **(1)**	***66.36***		***11:22:12.000***

P22 33 YPM Sacha GYTE Yamaha -

IDEAL LAP TIME : 2:11.791 BEST LAP TIME : 2:12.655 DIFFERENCE : 0.864

LAP	SECTOR 1	SECTOR 2	SECTOR 3	LAP TIME	MPH	DIFF	TIME OF DAY
1 -	43.395	1:07.142	IN PIT	4:20.472 **P**	33.63	2:07.817	11:19:11.857
2 -	OUTLAP	***59.510***	***30.352***	2:15.254	64.76	2.599	11:21:27.111
3 -	43.457	1:00.402	31.417	2:15.276 **(2)**	64.75	2.621	11:23:42.387
4 -	***41.929***	59.735	30.991	***2:12.655*** **(1)**	***66.03***		***11:25:55.042***

P23 14 S Paul SALLISS Kawasaki - Essentialexec.co.uk

IDEAL LAP TIME : 2:13.137 BEST LAP TIME : 2:13.798 DIFFERENCE : 0.661

LAP	SECTOR 1	SECTOR 2	SECTOR 3	LAP TIME	MPH	DIFF	TIME OF DAY
1 -	42.054	***1:00.997***	***30.747***	***2:13.798*** **(1)**	***65.47***		***11:16:30.330***
2 -	***41.393***	1:01.894	30.751	2:14.038 **(2)**	65.35	0.240	11:18:44.368

P24 27 YPM David PATERSON Yamaha - Arnold Self Drive

IDEAL LAP TIME : 2:13.203 BEST LAP TIME : 2:13.834 DIFFERENCE : 0.631

LAP	SECTOR 1	SECTOR 2	SECTOR 3	LAP TIME	MPH	DIFF	TIME OF DAY
1 -	43.143	1:01.131	30.543	2:14.817 **(3)**	64.97	0.983	11:16:43.893
2 -	***42.051***	1:01.406	***30.377***	***2:13.834*** **(1)**	***65.45***		***11:18:57.727***
3 -	43.871	1:03.339	30.614	2:17.824	63.55	3.990	11:21:15.551
4 -	43.167	1:01.573	30.855	2:15.595	64.60	1.761	11:23:31.146
5 -	43.464	***1:00.775***	30.551	2:14.790 **(2)**	64.98	0.956	11:25:45.936

P25 63 S Samuel SMYTH Kawasaki -

IDEAL LAP TIME : 2:13.246 BEST LAP TIME : 2:13.871 DIFFERENCE : 0.625

LAP	SECTOR 1	SECTOR 2	SECTOR 3	LAP TIME	MPH	DIFF	TIME OF DAY
1 -	42.907	1:04.761	31.758	2:19.426	62.82	5.555	11:17:07.325
2 -	43.676	1:02.873	32.337	2:18.886	63.07	5.015	11:19:26.211
3 -	***41.828***	1:01.133	31.222	2:14.183 **(2)**	65.28	0.312	11:21:40.394
4 -	42.453	***1:00.497***	***30.921***	***2:13.871*** **(1)**	***65.43***		***11:23:54.265***
5 -	41.975	1:01.457	31.211	2:14.643 **(3)**	65.05	0.772	11:26:08.908

P26 11 YPMR Paul MIDDLETON Yamaha - Neil Zwartouw Carpentry

IDEAL LAP TIME : 2:12.950 BEST LAP TIME : 2:13.956 DIFFERENCE : 1.006

LAP	SECTOR 1	SECTOR 2	SECTOR 3	LAP TIME	MPH	DIFF	TIME OF DAY
1 -	42.676	1:05.230	30.549	2:18.455	63.26	4.499	11:17:04.772
2 -	42.669	1:02.410	31.345	2:16.424 **(3)**	64.21	2.468	11:19:21.196

Weather / Track : Cloudy / Wet

Brands Hatch GP
Circuit Length = 2.4332 miles
Start: 11:12 Flag 11:25 End: 11:27

BMCRC - MRO Championships 2016 - Rnd 8 @ Brands Hatch GP

Yamaha Past Masters & Junior Cup / Senior 300 Series

QUALIFYING - SECTOR ANALYSIS

SECTOR 1 = FL to I1, SECTOR 2 = I1 to I2, SECTOR 3 = I2 to FL, DIFF = Difference To Personal Best Lap

3 -	42.412	1:03.710	31.199	2:17.321	63.79	3.365	11:21:38.517
4 -	***42.070***	***1:00.737***	31.149	***2:13.956 (1)***	***65.39***		***11:23:52.473***
5 -	42.437	1:02.335	30.407	2:15.179 **(2)**	64.80	1.223	11:26:07.652

P27 36 J Harry FOWLE Kawasaki - A.Fowle Joinery

IDEAL LAP TIME : 2:12.534 BEST LAP TIME : 2:14.092 DIFFERENCE : 1.558

LAP	SECTOR 1	SECTOR 2	SECTOR 3	LAP TIME	MPH	DIFF	TIME OF DAY
1 -	43.652	1:07.273	33.049	2:23.974	60.84	9.882	11:16:58.322
2 -	42.938	1:02.918	32.710	2:18.566	63.21	4.474	11:19:16.888
3 -	42.525	1:01.294	***31.329***	2:15.148 **(3)**	64.81	1.056	11:21:32.036
4 -	42.298	***1:00.399***	31.418	2:14.115 **(2)**	65.31	0.023	11:23:46.151
5 -	***40.806***	1:01.749	31.537	***2:14.092 (1)***	***65.32***		***11:26:00.243***

P28 47 S Matt HILL Kawasaki -

IDEAL LAP TIME : 2:14.190 BEST LAP TIME : 2:14.190 DIFFERENCE : 0.000

LAP	SECTOR 1	SECTOR 2	SECTOR 3	LAP TIME	MPH	DIFF	TIME OF DAY
1 -	44.223	1:04.902	34.002	2:23.127	61.20	8.937	11:17:33.586
2 -	44.661	1:06.157	33.147	2:23.965	60.84	9.775	11:19:57.551
3 -	44.091	1:03.596	32.190	2:19.877 **(3)**	62.62	5.687	11:22:17.428
4 -	42.856	1:01.582	31.950	2:16.388 **(2)**	64.22	2.198	11:24:33.816
5 -	***42.218***	***1:00.719***	***31.253***	***2:14.190 (1)***	***65.27***		***11:26:48.006***

P29 113 J Dean BRADLEY Kawasaki -

IDEAL LAP TIME : 2:13.413 BEST LAP TIME : 2:14.204 DIFFERENCE : 0.791

LAP	SECTOR 1	SECTOR 2	SECTOR 3	LAP TIME	MPH	DIFF	TIME OF DAY
1 -	42.400	1:01.461	31.693	2:15.554 **(2)**	64.62	1.350	11:16:43.221
2 -	***41.926***	1:03.017	31.400	2:16.343	64.24	2.139	11:18:59.564
3 -	43.030	1:04.552	31.821	2:19.403	62.83	5.199	11:21:18.967
4 -	41.997	1:01.241	***30.966***	***2:14.204 (1)***	***65.27***		***11:23:33.171***
5 -	44.091	***1:00.521***	31.081	2:15.693 **(3)**	64.55	1.489	11:25:48.864

P30 20 J Kai DICKINSON Kawasaki - Dad

IDEAL LAP TIME : 2:14.249 BEST LAP TIME : 2:14.872 DIFFERENCE : 0.623

LAP	SECTOR 1	SECTOR 2	SECTOR 3	LAP TIME	MPH	DIFF	TIME OF DAY
1 -	43.666	1:01.936	31.193	2:16.795	64.03	1.923	11:16:50.219
2 -	43.184	***1:00.460***	31.473	2:15.117 **(2)**	64.83	0.245	11:19:05.336
3 -	43.226	1:01.635	31.363	2:16.224 **(3)**	64.30	1.352	11:21:21.560
4 -	43.199	1:01.975	31.293	2:16.467	64.19	1.595	11:23:38.027
5 -	***43.111***	1:01.083	***30.678***	***2:14.872 (1)***	***64.94***		***11:25:52.899***

P31 48 S Kevin SABBARTON Kawasaki -

IDEAL LAP TIME : 2:14.955 BEST LAP TIME : 2:15.275 DIFFERENCE : 0.320

LAP	SECTOR 1	SECTOR 2	SECTOR 3	LAP TIME	MPH	DIFF	TIME OF DAY
1 -	OUTLAP	1:04.113	33.725	2:28.262	59.08	12.987	11:18:41.574
2 -	***41.909***	1:03.137	31.441	2:16.487 **(2)**	64.18	1.212	11:20:58.061
3 -	43.075	1:07.093	31.142	2:21.310 **(3)**	61.99	6.035	11:23:19.371
4 -	42.229	***1:02.016***	***31.030***	***2:15.275 (1)***	***64.75***		***11:25:34.646***

P32 7 S Michael SHARMAN Kawasaki -

IDEAL LAP TIME : 2:14.619 BEST LAP TIME : 2:15.298 DIFFERENCE : 0.679

LAP	SECTOR 1	SECTOR 2	SECTOR 3	LAP TIME	MPH	DIFF	TIME OF DAY
1 -	44.270	1:02.665	32.642	2:19.577	62.75	4.279	11:17:20.087
2 -	43.888	1:04.303	31.811	2:20.002	62.56	4.704	11:19:40.089
3 -	***42.614***	1:02.412	32.241	2:17.267 **(2)**	63.81	1.969	11:21:57.356
4 -	45.892	1:02.011	***31.054***	2:18.957 **(3)**	63.03	3.659	11:24:16.313
5 -	42.929	***1:00.951***	31.418	***2:15.298 (1)***	***64.74***		***11:26:31.611***

Brands Hatch GP
Circuit Length = 2.4332 miles
Start: 11:12 Flag 11:25 End: 11:27

Weather / Track : Cloudy / Wet

BMCRC - MRO Championships 2016 - Rnd 8 @ Brands Hatch GP

Yamaha Past Masters & Junior Cup / Senior 300 Series

QUALIFYING - SECTOR ANALYSIS

SECTOR 1 = FL to I1, SECTOR 2 = I1 to I2, SECTOR 3 = I2 to FL, DIFF = Difference To Personal Best Lap

P33 29 YPMC Giles HARWOOD Yamaha -

IDEAL LAP TIME : 2:16.806 BEST LAP TIME : 2:17.485 DIFFERENCE : 0.679

LAP	SECTOR 1	SECTOR 2	SECTOR 3	LAP TIME	MPH	DIFF	TIME OF DAY
1 -	44.608	1:06.232	33.529	2:24.369	60.67	6.884	11:17:24.703
2 -	45.309	1:03.174	33.051	2:21.534	61.89	4.049	11:19:46.237
3 -	44.280	1:02.774	32.819	2:19.873 **(3)**	62.62	2.388	11:22:06.110
4 -	43.874	1:02.862	***31.012***	2:17.748 **(2)**	63.59	0.263	11:24:23.858
5 -	***43.096***	***1:02.698***	31.691	***2:17.485*** **(1)**	***63.71***		***11:26:41.343***

P34 37 S Craig CLEMONS Kawasaki - Naomi

IDEAL LAP TIME : 2:17.108 BEST LAP TIME : 2:17.626 DIFFERENCE : 0.518

LAP	SECTOR 1	SECTOR 2	SECTOR 3	LAP TIME	MPH	DIFF	TIME OF DAY
1 -	***43.821***	1:05.481	33.618	2:22.920 **(3)**	61.29	5.294	11:17:11.914
2 -	44.154	***1:01.756***	31.716	***2:17.626*** **(1)**	***63.64***		***11:19:29.540***
3 -	45.760	1:04.270	32.086	2:22.116 **(2)**	61.63	4.490	11:21:51.656

P35 89 YPMR Andrew TEMPEST Yamaha -

IDEAL LAP TIME : 2:16.972 BEST LAP TIME : 2:18.034 DIFFERENCE : 1.062

LAP	SECTOR 1	SECTOR 2	SECTOR 3	LAP TIME	MPH	DIFF	TIME OF DAY
1 -	48.427	1:04.501	32.408	2:25.336	60.27	7.302	11:17:45.628
2 -	***43.993***	***1:01.398***	32.643	***2:18.034*** **(1)**	***63.46***		***11:20:03.662***
3 -	47.321	1:03.756	32.859	2:23.936	60.85	5.902	11:22:27.598
4 -	46.255	1:04.673	32.726	2:23.654 **(3)**	60.97	5.620	11:24:51.252
5 -	46.184	1:02.961	***31.581***	2:20.726 **(2)**	62.24	2.692	11:27:11.978

P36 4 J James DUTTON Kawasaki -

IDEAL LAP TIME : 2:15.842 BEST LAP TIME : 2:18.172 DIFFERENCE : 2.330

LAP	SECTOR 1	SECTOR 2	SECTOR 3	LAP TIME	MPH	DIFF	TIME OF DAY
1 -	44.095	1:06.139	34.402	2:24.636	60.56	6.464	11:17:26.403
2 -	45.082	***1:02.599***	32.888	2:20.569	62.31	2.397	11:19:46.972
3 -	44.363	1:03.139	31.992	2:19.494 **(3)**	62.79	1.322	11:22:06.466
4 -	44.119	1:03.092	32.244	2:19.455 **(2)**	62.81	1.283	11:24:25.921
5 -	***41.846***	1:04.929	***31.397***	***2:18.172*** **(1)**	***63.39***		***11:26:44.093***

P37 83 YPMC Malcolm HUTCHEON Yamaha -

IDEAL LAP TIME : 2:17.255 BEST LAP TIME : 2:18.450 DIFFERENCE : 1.195

LAP	SECTOR 1	SECTOR 2	SECTOR 3	LAP TIME	MPH	DIFF	TIME OF DAY
1 -	***43.885***	***1:02.319***	32.246	***2:18.450*** **(1)**	***63.27***		***11:16:36.481***
2 -	46.789	1:02.887	***31.051***	2:20.727	62.24	2.277	11:18:57.208
3 -	45.902	1:03.584	31.714	2:21.200	62.03	2.750	11:21:18.408
4 -	45.225	1:02.789	31.286	2:19.300 **(2)**	62.88	0.850	11:23:37.708
5 -	45.175	1:03.487	31.925	2:20.587 **(3)**	62.30	2.137	11:25:58.295

P38 5 YPMR Max HOUSE Yamaha -

IDEAL LAP TIME : 2:18.777 BEST LAP TIME : 2:18.862 DIFFERENCE : 0.085

LAP	SECTOR 1	SECTOR 2	SECTOR 3	LAP TIME	MPH	DIFF	TIME OF DAY
1 -	OUTLAP	1:07.413	33.083	2:34.664	56.63	15.802	11:19:03.562
2 -	44.068	***1:03.101***	***31.693***	***2:18.862*** **(1)**	***63.08***		***11:21:22.424***

P39 63 YPMC Stephen JOHNSON Yamaha -

IDEAL LAP TIME : 2:18.301 BEST LAP TIME : 2:20.125 DIFFERENCE : 1.824

LAP	SECTOR 1	SECTOR 2	SECTOR 3	LAP TIME	MPH	DIFF	TIME OF DAY
1 -	***43.495***	***1:03.382***	33.248	***2:20.125*** **(1)**	***62.51***		***11:17:18.166***
2 -	44.926	1:04.031	31.559	2:20.516 **(2)**	62.34	0.391	11:19:38.682
3 -	45.427	1:04.400	32.303	2:22.130	61.63	2.005	11:22:00.812
4 -	44.275	1:05.244	***31.424***	2:20.943 **(3)**	62.15	0.818	11:24:21.755
5 -	44.710	1:06.215	32.824	2:23.749	60.93	3.624	11:26:45.504

Brands Hatch GP
Circuit Length = 2.4332 miles
Start: 11:12 Flag 11:25 End: 11:27

Weather / Track : Cloudy / Wet

BMCRC - MRO Championships 2016 - Rnd 8 @ Brands Hatch GP

Yamaha Past Masters & Junior Cup / Senior 300 Series

QUALIFYING - SECTOR ANALYSIS

SECTOR 1 = FL to I1, SECTOR 2 = I1 to I2, SECTOR 3 = I2 to FL, DIFF = Difference To Personal Best Lap

P40 30 S Malcolm HOWELL Kawasaki -

IDEAL LAP TIME : 2:19.170 BEST LAP TIME : 2:20.170 DIFFERENCE : 1.000

LAP	SECTOR 1	SECTOR 2	SECTOR 3	LAP TIME	MPH	DIFF	TIME OF DAY
1 -	***43.770***	1:07.023	35.587	2:26.380 **(3)**	59.84	6.210	11:17:26.485
2 -	46.423	1:13.109	34.840	2:34.372	56.74	14.202	11:20:00.857
3 -	46.687	1:06.426	32.760	2:25.873 **(2)**	60.05	5.703	11:22:26.730
4 -	46.348	1:07.534	32.708	2:26.590	59.75	6.420	11:24:53.320
5 -	44.770	***1:03.772***	***31.628***	***2:20.170*** **(1)**	***62.49***		***11:27:13.490***

P41 13 S Ben HAWES Kawasaki -

IDEAL LAP TIME : 2:12.075 BEST LAP TIME : 2:20.225 DIFFERENCE : 8.150

LAP	SECTOR 1	SECTOR 2	SECTOR 3	LAP TIME	MPH	DIFF	TIME OF DAY
1 -	43.837	1:04.535	31.853	***2:20.225*** **(1)**	***62.46***		***11:17:12.846***
2 -	42.179	***1:00.598***	***30.718***	2:13.495 **D**	65.61		11:19:26.341

P42 71 S Karie HENLY Kawasaki - Thomas Racing

IDEAL LAP TIME : 2:19.655 BEST LAP TIME : 2:20.442 DIFFERENCE : 0.787

LAP	SECTOR 1	SECTOR 2	SECTOR 3	LAP TIME	MPH	DIFF	TIME OF DAY
1 -	45.404	1:06.068	35.274	2:26.746 **(3)**	59.69	6.304	11:17:35.465
2 -	45.916	1:06.573	35.607	2:28.096	59.14	7.654	11:20:03.561
3 -	52.252	1:07.716	***32.315***	2:32.283	57.52	11.841	11:22:35.844
4 -	***43.652***	***1:03.688***	33.102	***2:20.442*** **(1)**	***62.37***		***11:24:56.286***
5 -	45.015	1:05.884	32.676	2:23.575 **(2)**	61.01	3.133	11:27:19.861

P43 21 J Callum SADBERRY Kawasaki -

IDEAL LAP TIME : 2:21.009 BEST LAP TIME : 2:21.009 DIFFERENCE : 0.000

LAP	SECTOR 1	SECTOR 2	SECTOR 3	LAP TIME	MPH	DIFF	TIME OF DAY
1 -	45.573	1:06.743	34.056	2:26.372	59.84	5.363	11:17:30.813
2 -	48.018	1:07.171	33.793	2:28.982	58.79	7.973	11:19:59.795
3 -	46.836	1:06.193	33.325	2:26.354 **(3)**	59.85	5.345	11:22:26.149
4 -	46.264	1:04.620	32.945	2:23.829 **(2)**	60.90	2.820	11:24:49.978
5 -	***44.856***	***1:03.538***	***32.615***	***2:21.009*** **(1)**	***62.12***		***11:27:10.987***

P44 90 YPMC Mark ELLERAY Yamaha - Abbot Solutions Ltd

IDEAL LAP TIME : 2:21.141 BEST LAP TIME : 2:21.854 DIFFERENCE : 0.713

LAP	SECTOR 1	SECTOR 2	SECTOR 3	LAP TIME	MPH	DIFF	TIME OF DAY
1 -	50.628	1:07.414	34.868	2:32.910 **(3)**	57.28	11.056	11:17:09.191
2 -	47.316	1:05.089	33.024	2:25.429 **(2)**	60.23	3.575	11:19:34.620
3 -	47.162	***1:02.848***	***31.844***	***2:21.854*** **(1)**	***61.75***		***11:21:56.474***

P45 25 S Leon JONES Kawasaki -

IDEAL LAP TIME : 2:21.986 BEST LAP TIME : 2:22.729 DIFFERENCE : 0.743

LAP	SECTOR 1	SECTOR 2	SECTOR 3	LAP TIME	MPH	DIFF	TIME OF DAY
1 -	***44.404***	***1:05.784***	32.541	***2:22.729*** **(1)**	***61.37***		***11:17:12.933***

P46 2 YPMC Lee HUFF Yamaha -

IDEAL LAP TIME : 2:20.073 BEST LAP TIME : 2:23.259 DIFFERENCE : 3.186

LAP	SECTOR 1	SECTOR 2	SECTOR 3	LAP TIME	MPH	DIFF	TIME OF DAY
1 -	***42.843***	1:06.948	33.468	***2:23.259*** **(1)**	***61.14***		***11:17:08.688***
2 -	44.304	***1:05.864***	34.355	2:24.523 **(2)**	60.61	1.264	11:19:33.211

P47 56 S Michael STONE Kawasaki -

IDEAL LAP TIME : 2:24.048 BEST LAP TIME : 2:24.048 DIFFERENCE : 0.000

LAP	SECTOR 1	SECTOR 2	SECTOR 3	LAP TIME	MPH	DIFF	TIME OF DAY
1 -	OUTLAP	1:09.446	34.639	2:40.591	54.54	16.543	11:19:32.063

Weather / Track : Cloudy / Wet

Brands Hatch GP
Circuit Length = 2.4332 miles
Start: 11:12 Flag 11:25 End: 11:27

BMCRC - MRO Championships 2016 - Rnd 8 @ Brands Hatch GP

Yamaha Past Masters & Junior Cup / Senior 300 Series

QUALIFYING - SECTOR ANALYSIS

SECTOR 1 = FL to I1, SECTOR 2 = I1 to I2, SECTOR 3 = I2 to FL, DIFF = Difference To Personal Best Lap

2 -	48.311	1:07.904	34.495	2:30.710	(3)	58.12	6.662	11:22:02.773
3 -	48.039	1:06.022	34.197	2:28.258	(2)	59.08	4.210	11:24:31.031
4 -	***46.046***	***1:04.459***	***33.543***	***2:24.048***	**(1)**	***60.81***		***11:26:55.079***

P48 58 YPMC Steve REDHEAD Yamaha - Binx Racing

IDEAL LAP TIME : 2:23.136 BEST LAP TIME : 2:25.323 DIFFERENCE : 2.187

LAP	SECTOR 1	SECTOR 2	SECTOR 3	LAP TIME		MPH	DIFF	TIME OF DAY
1 -	***45.456***	1:06.843	***33.024***	***2:25.323***	**(1)**	***60.27***		***11:16:59.141***

P49 74 YPM Paul WHITBY Yamaha - Prestige Decor Ltd

IDEAL LAP TIME : 2:25.227 BEST LAP TIME : 2:28.185 DIFFERENCE : 2.958

LAP	SECTOR 1	SECTOR 2	SECTOR 3	LAP TIME		MPH	DIFF	TIME OF DAY
1 -	47.610	1:07.099	34.589	2:29.298	(3)	58.67	1.113	11:16:58.877
2 -	***47.146***	***1:04.652***	36.387	***2:28.185***	**(1)**	***59.11***		***11:19:27.062***
3 -	48.297	1:07.223	***33.429***	2:28.949	(2)	58.81	0.764	11:21:56.011

P50 29 S Charlie STONE Kawasaki -

IDEAL LAP TIME : 2:34.303 BEST LAP TIME : 2:35.783 DIFFERENCE : 1.480

LAP	SECTOR 1	SECTOR 2	SECTOR 3	LAP TIME		MPH	DIFF	TIME OF DAY
1 -	53.595	1:16.466	38.192	2:48.253		52.06	12.470	11:18:11.324
2 -	51.476	***1:09.043***	35.264	***2:35.783***	**(1)**	***56.23***		***11:20:47.107***
3 -	50.990	1:12.082	***34.880***	2:37.952	(2)	55.45	2.169	11:23:25.059
4 -	***50.380***	1:12.664	37.339	2:40.383	(3)	54.61	4.600	11:26:05.442

P51 132 YPMR Sarah ENGLISH Yamaha -

IDEAL LAP TIME : 2:35.184 BEST LAP TIME : 2:36.143 DIFFERENCE : 0.959

LAP	SECTOR 1	SECTOR 2	SECTOR 3	LAP TIME		MPH	DIFF	TIME OF DAY
1 -	52.982	1:17.077	37.381	2:47.440		52.31	11.297	11:18:10.184
2 -	54.026	1:14.979	35.310	2:44.315	(3)	53.31	8.172	11:20:54.499
3 -	***49.613***	1:11.972	34.967	2:36.552	(2)	55.95	0.409	11:23:31.051
4 -	50.572	***1:11.503***	***34.068***	***2:36.143***	**(1)**	***56.10***		***11:26:07.194***

P52 45 S Steven HAWES Kawasaki - Clare Foley

IDEAL LAP TIME : BEST LAP TIME : 2:37.394 DIFFERENCE :

LAP	SECTOR 1	SECTOR 2	SECTOR 3	LAP TIME		MPH	DIFF	TIME OF DAY
1 -				2:51.652		51.03	14.258	11:18:42.679
2 -				2:44.576	(3)	53.22	7.182	11:21:27.255
3 -				2:39.856	(2)	54.79	2.462	11:24:07.111
4 -				***2:37.394***	**(1)**	***55.65***		***11:26:44.505***

P53 23 J Joe ELLIS Kawasaki -

IDEAL LAP TIME : 2:37.965 BEST LAP TIME : 2:39.811 DIFFERENCE : 1.846

LAP	SECTOR 1	SECTOR 2	SECTOR 3	LAP TIME		MPH	DIFF	TIME OF DAY
1 -	52.204	1:16.316	38.815	2:47.335		52.34	7.524	11:17:21.375
2 -	***50.453***	1:13.627	37.595	2:41.675	(2)	54.18	1.864	11:20:03.050
3 -	52.256	1:13.547	36.426	2:42.229	(3)	53.99	2.418	11:22:45.279
4 -	52.299	***1:11.811***	***35.701***	***2:39.811***	**(1)**	***54.81***		***11:25:25.090***

P54 25 YPMR Allan SEXTON Yamaha - Poole Motorcycles Ltd

IDEAL LAP TIME : 2:41.556 BEST LAP TIME : 2:43.643 DIFFERENCE : 2.087

LAP	SECTOR 1	SECTOR 2	SECTOR 3	LAP TIME		MPH	DIFF	TIME OF DAY
1 -	***49.723***	***1:14.665***	39.255	***2:43.643***	**(1)**	***53.53***		***11:18:01.903***
2 -	50.674	1:15.745	37.284	2:43.703	(2)	53.51	0.060	11:20:45.606
3 -	51.026	1:15.589	38.254	2:44.869	(3)	53.13	1.226	11:23:30.475
4 -	53.086	1:15.264	***37.168***	2:45.518		52.92	1.875	11:26:15.993

Weather / Track : Cloudy / Wet

Brands Hatch GP
Circuit Length = 2.4332 miles
Start: 11:12 Flag 11:25 End: 11:27

BMCRC - MRO Championships 2016 - Rnd 8 @ Brands Hatch GP

Yamaha Past Masters & Junior Cup / Senior 300 Series

QUALIFYING - SECTOR ANALYSIS

SECTOR 1 = FL to I1, SECTOR 2 = I1 to I2, SECTOR 3 = I2 to FL, DIFF = Difference To Personal Best Lap

P55 175 YPM Anthony JOHNSON Yamaha -

IDEAL LAP TIME : 2:09.820 BEST LAP TIME : DIFFERENCE :

LAP	SECTOR 1	SECTOR 2	SECTOR 3	LAP TIME		MPH	DIFF	TIME OF DAY
1 -	***42.324***	1:03.584	IN PIT	4:15.849	**P**	34.23		11:18:29.598
2 -	OUTLAP	57.690	31.597	2:16.182		64.32		11:20:45.780
3 -	42.950		IN PIT	3:05.593	**P**	47.19		11:23:51.373
4 -	OUTLAP	***56.364***	***31.132***	2:12.434		66.14		11:26:03.807

P56 81 YPM Scott GRANT Yamaha - SEAGER engineering/ Motaa Cycle Parts

IDEAL LAP TIME : 2:11.314 BEST LAP TIME : DIFFERENCE :

LAP	SECTOR 1	SECTOR 2	SECTOR 3	LAP TIME		MPH	DIFF	TIME OF DAY
1 -	***42.611***		IN PIT	2:14.422	**P**	65.16		11:17:05.401
2 -	OUTLAP	1:04.048	32.245	2:22.288		61.56		11:19:27.689
3 -	44.038	1:03.460	IN PIT	3:48.528	**P**	38.33		11:23:16.217
4 -	OUTLAP	***58.760***	***29.943***	2:13.791		65.47		11:25:30.008

Weather / Track : Cloudy / Wet

Brands Hatch GP
Circuit Length = 2.4332 miles
Start: 11:12 Flag 11:25 End: 11:27

BMCRC - MRO Championships 2016 - Rnd 8 @ Brands Hatch GP

Yamaha Past Masters & Junior Cup / Senior 300 Series

QUALIFYING - BEST SECTORS

	SECTOR 1			SECTOR 2			SECTOR 3			IDEAL / BEST COMPARISON					
POS	NO	NAME	TIME	NO	NAME	TIME	NO	NAME	TIME	POS	NO	NAME	IDEAL	BEST	DIFF
												PERFECT LAP	1:57.720		
1	3	LAMBDEN	37.049	48	TAYLOR	52.968	48	TAYLOR	27.703	1	13	EDMONDSON	1:58.678	1:58.939	0.261
2	13	EDMONDSON	37.552	13	EDMONDSON	53.218	1	BARBER	27.889	2	3	LAMBDEN	1:58.818	2:00.589	1.771
3	76	PINSON	38.072	3	LAMBDEN	53.228	13	EDMONDSON	27.908	3	48	TAYLOR	1:59.005	1:59.440	0.435
4	100	HALIL	38.147	1	BARBER	54.712	7	FISHWICK	28.421	4	1	BARBER	2:01.254	2:01.254	0.000
5	48	TAYLOR	38.334	93	ISAAC	54.824	3	LAMBDEN	28.541	5	93	ISAAC	2:02.121	2:02.322	0.201
6	126	HOPKINS	38.439	7	FISHWICK	54.892	93	ISAAC	28.731	6	76	PINSON	2:02.199	2:04.051	1.852
7	93	ISAAC	38.566	33	PAYNE	55.311	76	PINSON	28.769	7	126	HOPKINS	2:02.587	2:02.587	0.000
8	33	PAYNE	38.622	76	PINSON	55.358	28	MANNERING	28.779	8	33	PAYNE	2:02.759	2:03.963	1.204
9	1	BARBER	38.653	126	HOPKINS	55.361	126	HOPKINS	28.787	9	100	HALIL	2:03.189	2:03.874	0.685
10	38	WAKE	39.280	45	MOORE	55.378	38	WAKE	28.820	10	7	FISHWICK	2:03.262	2:03.274	0.012
11	45	MOORE	39.568	73	JORDAN	55.828	33	PAYNE	28.826	11	45	MOORE	2:03.885	2:05.450	1.565
12	22	BALLERINI	39.674	26	HOPKINS	56.010	100	HALIL	28.859	12	28	MANNERING	2:04.638	2:04.638	0.000
13	28	MANNERING	39.713	28	MANNERING	56.146	45	MOORE	28.939	13	73	JORDAN	2:04.866	2:04.866	0.000
14	9	HAW	39.790	100	HALIL	56.183	73	JORDAN	29.017	14	38	WAKE	2:04.895	2:04.895	0.000
15	26	HOPKINS	39.845	175	JOHNSON	56.364	26	HOPKINS	29.233	15	26	HOPKINS	2:05.088	2:05.635	0.547
16	7	FISHWICK	39.949	38	WAKE	56.795	22	BALLERINI	29.369	16	22	BALLERINI	2:07.463	2:07.463	0.000
17	73	JORDAN	40.021	106	BYRNE	57.673	81	GRANT	29.943	17	9	HAW	2:08.792	2:10.403	1.611
18	32	ROBSON	40.556	22	BALLERINI	58.420	9	HAW	29.971	18	106	BYRNE	2:08.807	2:08.807	0.000
19	106	BYRNE	40.672	34	EWENS	58.527	18	PRENTICE	30.138	19	32	ROBSON	2:09.573	2:11.240	1.667
20	34	EWENS	40.680	81	GRANT	58.760	11	MIDDLETON	30.143	20	34	EWENS	2:09.658	2:09.958	0.300
21	13	HAWES	40.759	32	ROBSON	58.788	32	ROBSON	30.229	21	175	JOHNSON	2:09.820		
22	36	FOWLE	40.806	9	HAW	59.031	33	GYTE	30.352	22	81	GRANT	2:11.314		
23	14	SALLISS	41.393	33	GYTE	59.510	27	PATERSON	30.377	23	33	GYTE	2:11.791	2:12.655	0.864
24	63	SMYTH	41.828	36	FOWLE	1:00.399	34	EWENS	30.451	24	13	HAWES	2:12.075	2:20.225	8.150
25	4	DUTTON	41.846	20	DICKINSON	1:00.460	106	BYRNE	30.462	25	36	FOWLE	2:12.534	2:14.092	1.558
26	48	SABBARTON	41.909	63	SMYTH	1:00.497	20	DICKINSON	30.678	26	11	MIDDLETON	2:12.950	2:13.956	1.006
27	113	BRADLEY	41.926	113	BRADLEY	1:00.521	13	HAWES	30.718	27	14	SALLISS	2:13.137	2:13.798	0.661
28	33	GYTE	41.929	13	HAWES	1:00.598	14	SALLISS	30.747	28	27	PATERSON	2:13.203	2:13.834	0.631
29	27	PATERSON	42.051	47	HILL	1:00.719	63	SMYTH	30.921	29	63	SMYTH	2:13.246	2:13.871	0.625
30	11	MIDDLETON	42.070	11	MIDDLETON	1:00.737	113	BRADLEY	30.966	30	113	BRADLEY	2:13.413	2:14.204	0.791
31	47	HILL	42.218	27	PATERSON	1:00.775	29	HARWOOD	31.012	31	47	HILL	2:14.190	2:14.190	0.000
32	175	JOHNSON	42.324	7	SHARMAN	1:00.951	48	SABBARTON	31.030	32	20	DICKINSON	2:14.249	2:14.872	0.623
33	81	GRANT	42.611	14	SALLISS	1:00.997	83	HUTCHEON	31.051	33	7	SHARMAN	2:14.619	2:15.298	0.679
34	7	SHARMAN	42.614	89	TEMPEST	1:01.398	7	SHARMAN	31.054	34	48	SABBARTON	2:14.955	2:15.275	0.320
35	17	HARRIS	42.630	37	CLEMONS	1:01.756	17	HARRIS	31.098	35	4	DUTTON	2:15.842	2:18.172	2.330
36	2	HUFF	42.843	48	SABBARTON	1:02.016	175	JOHNSON	31.132	36	29	HARWOOD	2:16.806	2:17.485	0.679
37	29	HARWOOD	43.096	83	HUTCHEON	1:02.319	47	HILL	31.253	37	89	TEMPEST	2:16.972	2:18.034	1.062
38	20	DICKINSON	43.111	17	HARRIS	1:02.511	36	FOWLE	31.329	38	37	CLEMONS	2:17.108	2:17.626	0.518
39	63	JOHNSON	43.495	4	DUTTON	1:02.599	2	HUFF	31.366	39	83	HUTCHEON	2:17.255	2:18.450	1.195
40	71	HENLY	43.652	29	HARWOOD	1:02.698	4	DUTTON	31.397	40	63	JOHNSON	2:18.301	2:20.125	1.824
41	30	HOWELL	43.770	90	ELLERAY	1:02.848	63	JOHNSON	31.424	41	5	HOUSE	2:18.777	2:18.862	0.085
42	37	CLEMONS	43.821	5	HOUSE	1:03.101	37	CLEMONS	31.531	42	30	HOWELL	2:19.170	2:20.170	1.000
43	83	HUTCHEON	43.885	63	JOHNSON	1:03.382	89	TEMPEST	31.581	43	71	HENLY	2:19.655	2:20.442	0.787
44	5	HOUSE	43.983	21	SADBERRY	1:03.538	30	HOWELL	31.628	44	2	HUFF	2:20.073	2:23.259	3.186
45	89	TEMPEST	43.993	71	HENLY	1:03.688	5	HOUSE	31.693	45	21	SADBERRY	2:21.009	2:21.009	0.000
46	25	JONES	44.404	30	HOWELL	1:03.772	25	JONES	31.798	46	90	ELLERAY	2:21.141	2:21.854	0.713
47	21	SADBERRY	44.856	56	STONE	1:04.459	90	ELLERAY	31.844	47	25	JONES	2:21.986	2:22.729	0.743
48	58	REDHEAD	45.456	74	WHITBY	1:04.652	71	HENLY	32.315	48	58	REDHEAD	2:23.136	2:25.323	2.187
49	56	STONE	46.046	58	REDHEAD	1:04.656	21	SADBERRY	32.615	49	56	STONE	2:24.048	2:24.048	0.000
50	90	ELLERAY	46.449	25	JONES	1:05.784	58	REDHEAD	33.024	50	74	WHITBY	2:25.227	2:28.185	2.958
51	74	WHITBY	47.146	2	HUFF	1:05.864	74	WHITBY	33.429	51	29	STONE	2:34.303	2:35.783	1.480
52	132	ENGLISH	49.613	29	STONE	1:09.043	56	STONE	33.543	52	132	ENGLISH	2:35.184	2:36.143	0.959
53	25	SEXTON	49.723	132	ENGLISH	1:11.503	132	ENGLISH	34.068	53	23	ELLIS	2:37.965	2:39.811	1.846
54	29	STONE	50.380	23	ELLIS	1:11.811	29	STONE	34.880	54	25	SEXTON	2:41.556	2:43.643	2.087
55	23	ELLIS	50.453	25	SEXTON	1:14.665	23	ELLIS	35.701	55	45	HAWES		2:37.394	
56							25	SEXTON	37.168	56	50	BEHAL		2:12.000	
57															
58															
59															

Weather / Track : Cloudy / Wet

Brands Hatch GP
Circuit Length = 2.4332 miles
Start: 11:12 Flag 11:25 End: 11:27

Results can be found at www.tsl-timing.com

Printed - 11:32 Saturday, 20 August 2016

BMCRC - MRO Championships 2016 - Rnd 8 @ Brands Hatch GP

DFDS Seaways Yamaha Past Masters & Rookie 400

RACE 8 - CLASSIFICATION

POS	NO	CL	PIC	NAME	ENTRY	LAPS	TIME	GAP	DIFF	MPH	BEST	ON
1	**13**	YPM	1	Doug EDMONDSON	Yamaha - Wave Racing Developments	**5**	8:48.480			82.87	**1:43.226**	4
2	**48**	YPM	2	Mark TAYLOR	Yamaha - B K NOLTE contracts limited	**5**	8:50.656	**2.176**	2.176	82.53	**1:44.396**	4
3	**1**	YPM	3	Matt BARBER	Yamaha -	**5**	8:50.757	**2.277**	0.101	82.52	**1:43.462**	3
4	**45**	YPM	4	Peter MOORE	Yamaha - Curphs Cuttings	**5**	8:57.921	**9.441**	7.164	81.42	**1:45.429**	3
5	**29**	YPMC	1	Giles HARWOOD	Yamaha -	**5**	9:04.655	**16.175**	6.734	80.41	**1:46.710**	4
6	**7**	YPM	5	Pete FISHWICK	Yamaha -	**5**	9:04.752	**16.272**	0.097	80.40	**1:46.509**	5
7	**33**	YPM	6	Sacha GYTE	Yamaha -	**5**	9:11.834	**23.354**	7.082	79.37	**1:47.353**	4
8	**28**	YPM	7	Peter MANNERING	Yamaha - Mbc dispatch	**5**	9:11.925	**23.445**	0.091	79.35	**1:48.415**	2
9	**22**	YPM	8	Rik BALLERINI	Yamaha - SCLS LTD Knight Road Racing	**5**	9:12.005	**23.525**	0.080	79.34	**1:48.560**	5
10	**74**	YPM	9	Paul WHITBY	Yamaha - Prestige Decor Ltd	**5**	9:18.721	**30.241**	6.716	78.39	**1:49.365**	3
11	**18**	YPM	10	Marc PRENTICE	Yamaha - Mungo Marine Ltd	**5**	9:19.121	**30.641**	0.400	78.33	**1:49.463**	4
12	**100**	YPM	11	Denis HALIL	Yamaha -	**5**	9:32.208	**43.728**	13.087	76.54	**1:52.745**	5
13	**38**	YPM	12	Michael WAKE	Yamaha - Tony's Big Bikes	**5**	9:33.543	**45.063**	1.335	76.36	**1:52.902**	4
14	**34**	YPMR	1	Mark EWENS	Yamaha -	**5**	9:37.270	**48.790**	3.727	75.87	**1:53.276**	3
15	**226 ***	R4	1	Adam HARTGROVE	Kawasaki -	**5**	9:38.960	**50.480**	1.690	75.65	**1:44.937**	5
16	**58**	YPMC	2	Steve REDHEAD	Yamaha - Binx Racing	**5**	9:42.487	**54.007**	3.527	75.19	**1:53.777**	2
17	**83**	YPMC	3	Malcolm HUTCHEON	Yamaha -	**5**	9:43.550	**55.070**	1.063	75.05	**1:52.711**	4
18	**138**	R4	2	Hayden WOOD	Kawasaki -	**5**	9:44.615	**56.135**	1.065	74.91	**1:46.540**	4
19	**5**	YPMR	2	Max HOUSE	Yamaha -	**5**	9:47.072	**58.592**	2.457	74.60	**1:53.888**	4
20	**31**	R4	3	Andrew LAWRENCE	Yamaha - Oaks carpentry	**5**	9:48.125	**59.645**	1.053	74.47	**1:48.003**	4
21	**11**	YPMR	3	Paul MIDDLETON	Yamaha - Neil Zwartouw Carpentry	**5**	9:48.591	**1:00.111**	0.466	74.41	**1:54.433**	5
22	**107**	R4	4	George SHEEN	Kawaski - Sheen racing	**5**	9:49.091	**1:00.611**	0.500	74.35	**1:47.375**	5
23	**32**	R4	5	Paul HANTON	Yamaha - Oaks carpentry	**5**	9:50.663	**1:02.183**	1.572	74.15	**1:48.109**	4
24	**2**	YPMC	4	Lee HUFF	Yamaha -	**5**	9:54.409	**1:05.929**	3.746	73.68	**1:52.006**	5
25	**190**	R4	6	Steve RAPA	Honda - Castech developments	**5**	9:58.119	**1:09.639**	3.710	73.22	**1:49.869**	3
26	**42**	R4	7	David ATKINS	Kawasaki -	**5**	10:02.430	**1:13.950**	4.311	72.70	**1:48.707**	4
27	**89**	YPMR	4	Andrew TEMPEST	Yamaha -	**5**	10:06.437	**1:17.957**	4.007	72.22	**1:56.935**	5
28	**27**	YPMC	5	David PATERSON	Yamaha - Arnold Self Drive	**5**	10:07.525	**1:19.045**	1.088	72.09	**1:57.634**	5
29	**188**	R4	8	Lydia THOMPSON	Kawasaki - Flintstone Racing - David Simons Tuning	**5**	10:10.404	**1:21.924**	2.879	71.75	**1:51.335**	5
30	**63**	YPMC	6	Stephen JOHNSON	Yamaha -	**5**	10:26.256	**1:37.776**	15.852	69.93	**2:03.772**	3
31	**311**	R4	9	Chris LAMBOURNE	Kawasaki - Hastings m/cycle centre	**5**	10:34.054	**1:45.574**	7.798	69.07	**1:56.702**	4
32	**53**	R4	10	Robert STEWART	Kawasaki -	**4**	8:56.408	**1 Lap**	1 Lap	65.32	**2:00.948**	4
33	**17**	R4	11	Andrew POCOCK	Honda -	**4**	8:56.996	**1 Lap**	0.588	65.25	**2:01.037**	4
34	**25**	YPMR	5	Allan SEXTON	Yamaha - Poole Motorcycles Ltd	**4**	9:21.599	**1 Lap**	24.603	62.39	**2:18.543**	4
35	**132**	YPMR	6	Sarah ENGLISH	Yamaha -	**4**	9:47.377	**1 Lap**	25.778	59.65	**2:22.222**	4

NOT CLASSIFIED

DNF	**81**	YPM		Scott GRANT	Yamaha - SEAGER engineering/ Motaa Cycle Parts	**1**	1:56.616	**4 Laps**	3 Laps	75.11	**1:56.616**	1
DNF	**90**	YPMC		Mark ELLERAY	Yamaha - Abbot Solutions Ltd	**0**						
DNF	**175**	YPM		Anthony JOHNSON	Yamaha -	**0**						

FASTEST LAP

13	YPM	Doug EDMONDSON	Yamaha - Wave Racing Developments	**4**	1:43.226	84.86 mph	136.57 kph
226	R4	Adam HARTGROVE	Kawasaki -	**5**	1:44.937	83.47 mph	134.34 kph
29	YPMC	Giles HARWOOD	Yamaha -	**4**	1:46.710	82.09 mph	132.11 kph
34	YPMR	Mark EWENS	Yamaha -	**3**	1:53.276	77.33 mph	124.45 kph

*** Bike 226 - 10 second penalty - jump start**
Class YPM - 90% of Race Speed = 74.58 mph
Class YPMC - 90% of Race Speed = 72.36 mph
Class YPMR - 90% of Race Speed = 68.28 mph
Class R4 - 90% of Race Speed = 68.08 mph

Brands Hatch GP
Circuit Length = 2.4332 miles
Start: 15:11 Flag 15:20 End: 15:22

Weather / Track : Cloudy / Dry
These results are provisional until the conclusion of any judicial and technical matters.

Clerk Of Course :		Timekeeper :

Results can be found at www.tsl-timing.com

Printed - 15:24 Saturday, 20 August 2016

BMCRC - MRO Championships 2016 - Rnd 8 @ Brands Hatch GP

DFDS Seaways Yamaha Past Masters & Rookie 400

RACE 8 - LAP CHART

LAP 1 @ 15:13:45.455

NO	BEHIND	LAP TIME
48		1:50.994
13	0.136	1:51.130
1	1.822	1:52.816
7	2.857	1:53.851
22	3.559	1:54.553
45	3.826	1:54.820
28	5.133	1:56.127
29	5.241	1:56.235
18	5.490	1:56.484
33	5.574	1:56.568
81	5.622	1:56.616
74	7.699	1:58.693
100	7.849	1:58.843
38	9.173	2:00.167
34	9.391	2:00.385
11	13.032	2:04.026
58	13.709	2:04.703
5	14.645	2:05.639
83	14.740	2:05.734
27	16.355	2:07.349
63	18.568	2:09.562
89	18.773	2:09.767
2	31.098	2:22.092
25	32.080	2:23.074
226	34.884	2:25.878
32	40.805	2:31.799
132	42.189	2:33.183
31	42.312	2:33.306
107	42.501	2:33.495
190	43.526	2:34.520
138	44.878	2:35.872
42	44.986	2:35.980
188	47.929	2:38.923
311	52.418	2:43.412
17	57.509	2:48.503
53	58.118	2:49.112

LAP 2 @ 15:15:31.077

NO	BEHIND	LAP TIME
48		1:45.622
13	0.235	1:45.721
1	1.596	1:45.396
45	4.116	1:45.912
7	5.310	1:48.075
22	7.062	1:49.125
29	7.690	1:48.071
28	7.926	1:48.415
18	10.789	1:50.921
33	10.905	1:50.953
74	12.443	1:50.366
100	16.197	1:53.970
38	16.896	1:53.345
34	17.631	1:53.862
58	21.864	1:53.777
11	25.173	1:57.763
83	25.390	1:56.272
5	26.237	1:57.214
27	31.541	2:00.808
89	32.655	1:59.504
226	34.945	1:45.683
63	36.883	2:03.937
2	39.822	1:54.346
32	45.111	1:49.928
31	45.611	1:48.921
138	46.645	1:47.389
107	46.779	1:49.900
190	48.503	1:50.599
42	50.011	1:50.647
188	56.063	1:53.756
25	1:05.881	2:19.423
311	1:06.433	1:59.637
53	1:15.000	2:02.504
17	1:15.361	2:03.474
132	1:26.040	2:29.473

LAP 3 @ 15:17:15.245

NO	BEHIND	LAP TIME
13		1:43.933
48	0.709	1:44.877
1	0.890	1:43.462
45	5.377	1:45.429
7	9.419	1:48.277
29	10.418	1:46.896
28	13.524	1:49.766
22	13.840	1:50.946
33	15.672	1:48.935
74	17.640	1:49.365
18	18.218	1:51.597
100	25.555	1:53.526
38	26.436	1:53.708
34	26.739	1:53.276
58	32.224	1:54.528
83	36.556	1:55.334
226	37.864	1:47.087
11	38.275	1:57.270
5	38.311	1:56.242
27	47.980	2:00.607
2	48.712	1:53.058
89	48.840	2:00.353
138	50.527	1:48.050
32	50.601	1:49.658
31	50.862	1:49.419
107	51.959	1:49.348
190	54.204	1:49.869
42	55.753	1:49.910
63	56.487	2:03.772
188	1:05.445	1:53.550
311	1:19.743	1:57.478
53	1:34.676	2:03.844
17	1:35.175	2:03.982
25	1:42.272	2:20.559

LAP 4 @ 15:18:58.471

NO	BEHIND	LAP TIME
13		1:43.226
48	1.879	1:44.396
1	1.919	1:44.255
45	7.758	1:45.607
29	13.902	1:46.710
7	14.233	1:48.040
28	19.121	1:48.823
22	19.435	1:48.821
33	19.799	1:47.353
132	1 Lap	2:22.499
74	24.049	1:49.635
18	24.455	1:49.463
100	35.453	1:53.124
38	36.112	1:52.902
34	37.214	1:53.701
226	40.013	1:45.375
58	42.800	1:53.802
83	46.041	1:52.711
5	48.973	1:53.888
11	50.148	1:55.099
138	53.841	1:46.540
32	55.484	1:48.109
31	55.639	1:48.003
107	57.706	1:48.973
2	58.393	1:52.907
42	1:01.234	1:48.707
190	1:03.021	1:52.043
89	1:05.492	1:59.878
27	1:05.881	2:01.127
188	1:15.059	1:52.840
63	1:17.828	2:04.567
311	1:33.219	1:56.702

LAP 5 @ 15:20:42.941

NO	BEHIND	LAP TIME
13		1:44.470
48	2.176	1:44.767
1	2.277	1:44.828
53	1 Lap	2:00.948
17	1 Lap	2:01.037
45	9.441	1:46.153
29	16.175	1:46.743
7	16.272	1:46.509
33	23.354	1:48.025
28	23.445	1:48.794
22	23.525	1:48.560
74	30.241	1:50.662
18	30.641	1:50.656
25	1 Lap	2:18.543
226	40.480	1:44.937
100	43.728	1:52.745
38	45.063	1:53.421
34	48.790	1:56.046
58	54.007	1:55.677
83	55.070	1:53.499
138	56.135	1:46.764
5	58.592	1:54.089
132	1 Lap	2:22.222
31	59.645	1:48.476
11	1:00.111	1:54.433
107	1:00.611	1:47.375
32	1:02.183	1:51.169
2	1:05.929	1:52.006
190	1:09.639	1:51.088
42	1:13.950	1:57.186
89	1:17.957	1:56.935
27	1:19.045	1:57.634
188	1:21.924	1:51.335
63	1:37.776	2:04.418
311	1:45.574	1:56.825

Weather / Track : Cloudy / Dry

Brands Hatch GP
Circuit Length = 2.4332 miles
Start: 15:11 Flag 15:20 End: 15:22

Results can be found at www.tsl-timing.com

Printed - 15:26 Saturday, 20 August 2016

BMCRC - MRO Championships 2016 - Rnd 8 @ Brands Hatch GP

DFDS Seaways Yamaha Past Masters & Rookie 400

RACE 8 - SECTOR ANALYSIS

SECTOR 1 = FL to I1, SECTOR 2 = I1 to I2, SECTOR 3 = I2 to FL, DIFF = Difference To Personal Best Lap

P1 13 YPM Doug EDMONDSON Yamaha - Wave Racing Developments

IDEAL LAP TIME : 1:43.226 BEST LAP TIME : 1:43.226 DIFFERENCE : 0.000

LAP	SECTOR 1	SECTOR 2	SECTOR 3	LAP TIME	MPH	DIFF	TIME OF DAY
1 -			25.039	1:51.130	78.82	7.904	15:13:45.591
2 -	33.088	47.490	25.143	1:45.721	82.85	2.495	15:15:31.312
3 -	32.480	46.729	24.724	1:43.933 (2)	84.28	0.707	15:17:15.245
4 -	***32.313***	***46.300***	***24.613***	***1:43.226 (1)***	***84.86***		***15:18:58.471***
5 -	32.580	47.222	24.668	1:44.470 (3)	83.85	1.244	15:20:42.941

P2 48 YPM Mark TAYLOR Yamaha - B K NOLTE contracts limited

IDEAL LAP TIME : 1:44.222 BEST LAP TIME : 1:44.396 DIFFERENCE : 0.174

LAP	SECTOR 1	SECTOR 2	SECTOR 3	LAP TIME	MPH	DIFF	TIME OF DAY
1 -			25.024	1:50.994	78.92	6.598	15:13:45.455
2 -	33.083	47.474	25.065	1:45.622	82.93	1.226	15:15:31.077
3 -	33.104	47.009	24.764	1:44.877 (3)	83.52	0.481	15:17:15.954
4 -	***32.761***	***46.725***	24.910	***1:44.396 (1)***	***83.90***		***15:19:00.350***
5 -	32.916	47.115	***24.736***	1:44.767 (2)	83.61	0.371	15:20:45.117

P3 1 YPM Matt BARBER Yamaha -

IDEAL LAP TIME : 1:43.462 BEST LAP TIME : 1:43.462 DIFFERENCE : 0.000

LAP	SECTOR 1	SECTOR 2	SECTOR 3	LAP TIME	MPH	DIFF	TIME OF DAY
1 -			25.068	1:52.816	77.64	9.354	15:13:47.277
2 -	33.387	47.292	24.717	1:45.396	83.11	1.934	15:15:32.673
3 -	***32.440***	***46.603***	***24.419***	***1:43.462 (1)***	***84.66***		***15:17:16.135***
4 -	32.615	46.931	24.709	1:44.255 (2)	84.02	0.793	15:19:00.390
5 -	33.044	47.052	24.732	1:44.828 (3)	83.56	1.366	15:20:45.218

P4 45 YPM Peter MOORE Yamaha - Curphs Cuttings

IDEAL LAP TIME : 1:44.971 BEST LAP TIME : 1:45.429 DIFFERENCE : 0.458

LAP	SECTOR 1	SECTOR 2	SECTOR 3	LAP TIME	MPH	DIFF	TIME OF DAY
1 -			25.476	1:54.820	76.29	9.391	15:13:49.281
2 -	33.499	47.553	***24.860***	1:45.912 (3)	82.70	0.483	15:15:35.193
3 -	33.461	***47.059***	24.909	***1:45.429 (1)***	***83.08***		***15:17:20.622***
4 -	***33.052***	47.677	24.878	1:45.607 (2)	82.94	0.178	15:19:06.229
5 -	33.803	47.388	24.962	1:46.153	82.52	0.724	15:20:52.382

P5 29 YPMC Giles HARWOOD Yamaha -

IDEAL LAP TIME : 1:46.196 BEST LAP TIME : 1:46.710 DIFFERENCE : 0.514

LAP	SECTOR 1	SECTOR 2	SECTOR 3	LAP TIME	MPH	DIFF	TIME OF DAY
1 -			25.734	1:56.235	75.36	9.525	15:13:50.696
2 -	33.783	48.515	25.773	1:48.071	81.05	1.361	15:15:38.767
3 -	33.859	***47.914***	25.123	1:46.896 (3)	81.94	0.186	15:17:25.663
4 -	***33.168***	48.428	***25.114***	***1:46.710 (1)***	***82.09***		***15:19:12.373***
5 -	33.371	48.256	25.116	1:46.743 (2)	82.06	0.033	15:20:59.116

P6 7 YPM Pete FISHWICK Yamaha -

IDEAL LAP TIME : 1:46.509 BEST LAP TIME : 1:46.509 DIFFERENCE : 0.000

LAP	SECTOR 1	SECTOR 2	SECTOR 3	LAP TIME	MPH	DIFF	TIME OF DAY
1 -			25.478	1:53.851	76.94	7.342	15:13:48.312
2 -	34.849	47.833	25.393	1:48.075 (3)	81.05	1.566	15:15:36.387
3 -	34.567	48.260	25.450	1:48.277	80.90	1.768	15:17:24.664
4 -	33.844	48.987	25.209	1:48.040 (2)	81.07	1.531	15:19:12.704
5 -	***33.693***	***47.814***	***25.002***	***1:46.509 (1)***	***82.24***		***15:20:59.213***

P7 33 YPM Sacha GYTE Yamaha -

IDEAL LAP TIME : 1:46.923 BEST LAP TIME : 1:47.353 DIFFERENCE : 0.430

LAP	SECTOR 1	SECTOR 2	SECTOR 3	LAP TIME	MPH	DIFF	TIME OF DAY

Weather / Track : Cloudy / Dry

Brands Hatch GP
Circuit Length = 2.4332 miles
Start: 15:11 Flag 15:20 End: 15:22

BMCRC - MRO Championships 2016 - Rnd 8 @ Brands Hatch GP

DFDS Seaways Yamaha Past Masters & Rookie 400

RACE 8 - SECTOR ANALYSIS

SECTOR 1 = FL to I1, SECTOR 2 = I1 to I2, SECTOR 3 = I2 to FL, DIFF = Difference To Personal Best Lap

1 -			***25.718***	1:56.568		75.14	9.215	15:13:51.029
2 -	35.827	48.925	26.201	1:50.953		78.95	3.600	15:15:41.982
3 -	33.861	48.991	26.083	1:48.935	**(3)**	80.41	1.582	15:17:30.917
4 -	33.686	***47.695***	25.972	***1:47.353***	**(1)**	***81.59***		***15:19:18.270***
5 -	***33.510***	48.108	26.407	1:48.025	**(2)**	81.09	0.672	15:21:06.295

P8 28 YPM Peter MANNERING

Yamaha - Mbc dispatch

IDEAL LAP TIME : 1:47.682 BEST LAP TIME : 1:48.415 DIFFERENCE : 0.733

LAP	SECTOR 1	SECTOR 2	SECTOR 3	LAP TIME		MPH	DIFF	TIME OF DAY
1 -			25.779	1:56.127		75.43	7.712	15:13:50.588
2 -	***33.579***	***48.510***	26.326	***1:48.415***	**(1)**	***80.79***		***15:15:39.003***
3 -	34.242	49.673	25.851	1:49.766		79.80	1.351	15:17:28.769
4 -	33.757	48.894	26.172	1:48.823	**(3)**	80.49	0.408	15:19:17.592
5 -	33.809	49.392	***25.593***	1:48.794	**(2)**	80.51	0.379	15:21:06.386

P9 22 YPM Rik BALLERINI

Yamaha - SCLS LTD Knight Road Racing

IDEAL LAP TIME : 1:47.980 BEST LAP TIME : 1:48.560 DIFFERENCE : 0.580

LAP	SECTOR 1	SECTOR 2	SECTOR 3	LAP TIME		MPH	DIFF	TIME OF DAY
1 -			25.396	1:54.553		76.46	5.993	15:13:49.014
2 -	***33.592***	49.664	25.869	1:49.125	**(3)**	80.27	0.565	15:15:38.139
3 -	34.164	51.092	25.690	1:50.946		78.95	2.386	15:17:29.085
4 -	33.839	***49.194***	25.788	1:48.821	**(2)**	80.49	0.261	15:19:17.906
5 -	34.120	49.246	***25.194***	***1:48.560***	**(1)**	***80.69***		***15:21:06.466***

P10 74 YPM Paul WHITBY

Yamaha - Prestige Decor Ltd

IDEAL LAP TIME : 1:49.327 BEST LAP TIME : 1:49.365 DIFFERENCE : 0.038

LAP	SECTOR 1	SECTOR 2	SECTOR 3	LAP TIME		MPH	DIFF	TIME OF DAY
1 -			26.163	1:58.693		73.80	9.328	15:13:53.154
2 -	34.699	49.731	25.936	1:50.366	**(3)**	79.37	1.001	15:15:43.520
3 -	***34.489***	***48.943***	25.933	***1:49.365***	**(1)**	***80.09***		***15:17:32.885***
4 -	34.551	49.189	***25.895***	1:49.635	**(2)**	79.90	0.270	15:19:22.520
5 -	34.701	49.585	26.376	1:50.662		79.15	1.297	15:21:13.182

P11 18 YPM Marc PRENTICE

Yamaha - Mungo Marine Ltd

IDEAL LAP TIME : 1:49.463 BEST LAP TIME : 1:49.463 DIFFERENCE : 0.000

LAP	SECTOR 1	SECTOR 2	SECTOR 3	LAP TIME		MPH	DIFF	TIME OF DAY
1 -			25.862	1:56.484		75.20	7.021	15:13:50.945
2 -	35.300	49.252	26.369	1:50.921	**(3)**	78.97	1.458	15:15:41.866
3 -	35.344	49.859	26.394	1:51.597		78.49	2.134	15:17:33.463
4 -	***34.690***	***49.100***	***25.673***	***1:49.463***	**(1)**	***80.02***		***15:19:22.926***
5 -	34.812	49.164	26.680	1:50.656	**(2)**	79.16	1.193	15:21:13.582

P12 100 YPM Denis HALIL

Yamaha -

IDEAL LAP TIME : 1:52.477 BEST LAP TIME : 1:52.745 DIFFERENCE : 0.268

LAP	SECTOR 1	SECTOR 2	SECTOR 3	LAP TIME		MPH	DIFF	TIME OF DAY
1 -			***26.452***	1:58.843		73.70	6.098	15:13:53.304
2 -	35.561	51.686	26.723	1:53.970		76.86	1.225	15:15:47.274
3 -	35.720	51.032	26.774	1:53.526	**(3)**	77.16	0.781	15:17:40.800
4 -	***35.350***	51.246	26.528	1:53.124	**(2)**	77.43	0.379	15:19:33.924
5 -	35.526	***50.675***	26.544	***1:52.745***	**(1)**	***77.69***		***15:21:26.669***

P13 38 YPM Michael WAKE

Yamaha - Tony's Big Bikes

IDEAL LAP TIME : 1:52.841 BEST LAP TIME : 1:52.902 DIFFERENCE : 0.061

LAP	SECTOR 1	SECTOR 2	SECTOR 3	LAP TIME		MPH	DIFF	TIME OF DAY
1 -			***26.557***	2:00.167		72.89	7.265	15:13:54.628
2 -	35.519	51.149	26.677	1:53.345	**(2)**	77.28	0.443	15:15:47.973
3 -	36.099	***51.028***	26.581	1:53.708		77.03	0.806	15:17:41.681
4 -	***35.256***	51.082	26.564	***1:52.902***	**(1)**	***77.58***		***15:19:34.583***

Brands Hatch GP
Circuit Length = 2.4332 miles
Start: 15:11 Flag 15:20 End: 15:22

Weather / Track : Cloudy / Dry

BMCRC - MRO Championships 2016 - Rnd 8 @ Brands Hatch GP

DFDS Seaways Yamaha Past Masters & Rookie 400

RACE 8 - SECTOR ANALYSIS

SECTOR 1 = FL to I1, SECTOR 2 = I1 to I2, SECTOR 3 = I2 to FL, DIFF = Difference To Personal Best Lap

5 -	35.632	51.217	26.572	1:53.421	(3)	77.23	0.519	15:21:28.004

P14 34 YPMR Mark EWENS Yamaha -

IDEAL LAP TIME : 1:53.119 BEST LAP TIME : 1:53.276 DIFFERENCE : 0.157

LAP	SECTOR 1	SECTOR 2	SECTOR 3	LAP TIME		MPH	DIFF	TIME OF DAY
1 -			***26.310***	2:00.385		72.76	7.109	15:13:54.846
2 -	35.997	51.233	26.632	1:53.862	(3)	76.93	0.586	15:15:48.708
3 -	***35.879***	***50.930***	26.467	***1:53.276***	**(1)**	***77.33***		***15:17:41.984***
4 -	35.910	51.247	26.544	1:53.701	(2)	77.04	0.425	15:19:35.685
5 -	36.184	52.962	26.900	1:56.046		75.48	2.770	15:21:31.731

P15 226 R4 Adam HARTGROVE Kawasaki -

IDEAL LAP TIME : 1:44.691 BEST LAP TIME : 1:44.937 DIFFERENCE : 0.246

LAP	SECTOR 1	SECTOR 2	SECTOR 3	LAP TIME		MPH	DIFF	TIME OF DAY
1 -		***47.150***	25.293	2:25.878		60.04	40.941	15:14:20.339
2 -	33.143	47.506	25.034	1:45.683	(3)	82.88	0.746	15:16:06.022
3 -	33.610	48.485	24.992	1:47.087		81.80	2.150	15:17:53.109
4 -	33.178	47.344	24.853	1:45.375	(2)	83.13	0.438	15:19:38.484
5 -	***32.976***	47.396	***24.565***	***1:44.937***	**(1)**	***83.47***		***15:21:23.421***

P16 58 YPMC Steve REDHEAD Yamaha - Binx Racing

IDEAL LAP TIME : 1:52.735 BEST LAP TIME : 1:53.777 DIFFERENCE : 1.042

LAP	SECTOR 1	SECTOR 2	SECTOR 3	LAP TIME		MPH	DIFF	TIME OF DAY
1 -			26.861	2:04.703		70.24	10.926	15:13:59.164
2 -	36.080	***51.096***	***26.601***	***1:53.777***	**(1)**	***76.99***		***15:15:52.941***
3 -	***35.038***	51.738	27.752	1:54.528	(3)	76.48	0.751	15:17:47.469
4 -	35.819	51.145	26.838	1:53.802	(2)	76.97	0.025	15:19:41.271
5 -	35.716	52.284	27.677	1:55.677		75.72	1.900	15:21:36.948

P17 83 YPMC Malcolm HUTCHEON Yamaha -

IDEAL LAP TIME : 1:52.334 BEST LAP TIME : 1:52.711 DIFFERENCE : 0.377

LAP	SECTOR 1	SECTOR 2	SECTOR 3	LAP TIME		MPH	DIFF	TIME OF DAY
1 -			26.746	2:05.734		69.66	13.023	15:14:00.195
2 -	37.064	52.312	26.896	1:56.272		75.33	3.561	15:15:56.467
3 -	36.795	52.194	26.345	1:55.334	(3)	75.95	2.623	15:17:51.801
4 -	35.832	***50.761***	***26.118***	***1:52.711***	**(1)**	***77.71***		***15:19:44.512***
5 -	***35.455***	51.173	26.871	1:53.499	(2)	77.17	0.788	15:21:38.011

P18 138 R4 Hayden WOOD Kawasaki -

IDEAL LAP TIME : 1:45.659 BEST LAP TIME : 1:46.540 DIFFERENCE : 0.881

LAP	SECTOR 1	SECTOR 2	SECTOR 3	LAP TIME		MPH	DIFF	TIME OF DAY
1 -		48.292	25.470	2:35.872		56.19	49.332	15:14:30.333
2 -	34.394	48.050	***24.945***	1:47.389	(3)	81.57	0.849	15:16:17.722
3 -	33.584	49.047	25.419	1:48.050		81.07	1.510	15:18:05.772
4 -	33.670	***47.634***	25.236	***1:46.540***	**(1)**	***82.22***		***15:19:52.312***
5 -	***33.080***	48.165	25.519	1:46.764	(2)	82.04	0.224	15:21:39.076

P19 5 YPMR Max HOUSE Yamaha -

IDEAL LAP TIME : 1:53.852 BEST LAP TIME : 1:53.888 DIFFERENCE : 0.036

LAP	SECTOR 1	SECTOR 2	SECTOR 3	LAP TIME		MPH	DIFF	TIME OF DAY
1 -			27.708	2:05.639		69.72	11.751	15:14:00.100
2 -	37.040	52.686	27.488	1:57.214		74.73	3.326	15:15:57.314
3 -	36.927	52.209	27.106	1:56.242	(3)	75.35	2.354	15:17:53.556
4 -	35.681	***51.557***	***26.650***	***1:53.888***	**(1)**	***76.91***		***15:19:47.444***
5 -	***35.645***	51.616	26.828	1:54.089	(2)	76.78	0.201	15:21:41.533

Weather / Track : Cloudy / Dry

Brands Hatch GP
Circuit Length = 2.4332 miles
Start: 15:11 Flag 15:20 End: 15:22

BMCRC - MRO Championships 2016 - Rnd 8 @ Brands Hatch GP

DFDS Seaways Yamaha Past Masters & Rookie 400

RACE 8 - SECTOR ANALYSIS

SECTOR 1 = FL to I1, SECTOR 2 = I1 to I2, SECTOR 3 = I2 to FL, DIFF = Difference To Personal Best Lap

P20 31 R4 Andrew LAWRENCE Yamaha - Oaks carpentry

IDEAL LAP TIME : 1:46.520 BEST LAP TIME : 1:48.003 DIFFERENCE : 1.483

LAP	SECTOR 1	SECTOR 2	SECTOR 3	LAP TIME	MPH	DIFF	TIME OF DAY
1 -		48.890	24.920	2:33.306	57.13	45.303	15:14:27.767
2 -	***34.216***	49.637	25.068	1:48.921 **(3)**	80.42	0.918	15:16:16.688
3 -	35.126	49.637	***24.656***	1:49.419	80.05	1.416	15:18:06.107
4 -	35.503	***47.648***	24.852	***1:48.003*** **(1)**	***81.10***		***15:19:54.110***
5 -	35.263	48.193	25.020	1:48.476 **(2)**	80.75	0.473	15:21:42.586

P21 11 YPMR Paul MIDDLETON Yamaha - Neil Zwartouw Carpentry

IDEAL LAP TIME : 1:54.078 BEST LAP TIME : 1:54.433 DIFFERENCE : 0.355

LAP	SECTOR 1	SECTOR 2	SECTOR 3	LAP TIME	MPH	DIFF	TIME OF DAY
1 -			27.548	2:04.026	70.62	9.593	15:13:58.487
2 -	37.714	52.300	27.749	1:57.763	74.38	3.330	15:15:56.250
3 -	36.919	52.879	27.472	1:57.270 **(3)**	74.69	2.837	15:17:53.520
4 -	***35.800***	52.312	26.987	1:55.099 **(2)**	76.10	0.666	15:19:48.619
5 -	36.155	***51.479***	***26.799***	***1:54.433*** **(1)**	***76.54***		***15:21:43.052***

P22 107 R4 George SHEEN Kawaski - Sheen racing

IDEAL LAP TIME : 1:47.375 BEST LAP TIME : 1:47.375 DIFFERENCE : 0.000

LAP	SECTOR 1	SECTOR 2	SECTOR 3	LAP TIME	MPH	DIFF	TIME OF DAY
1 -		49.748	25.525	2:33.495	57.06	46.120	15:14:27.956
2 -	34.351	50.096	25.453	1:49.900	79.70	2.525	15:16:17.856
3 -	34.529	49.306	25.513	1:49.348 **(3)**	80.10	1.973	15:18:07.204
4 -	34.635	49.139	25.199	1:48.973 **(2)**	80.38	1.598	15:19:56.177
5 -	***34.046***	***48.155***	***25.174***	***1:47.375*** **(1)**	***81.58***		***15:21:43.552***

P23 32 R4 Paul HANTON Yamaha - Oaks carpentry

IDEAL LAP TIME : 1:46.914 BEST LAP TIME : 1:48.109 DIFFERENCE : 1.195

LAP	SECTOR 1	SECTOR 2	SECTOR 3	LAP TIME	MPH	DIFF	TIME OF DAY
1 -		48.430	25.608	2:31.799	57.70	43.690	15:14:26.260
2 -	35.313	49.555	25.060	1:49.928 **(3)**	79.68	1.819	15:16:16.188
3 -	***34.838***	50.110	24.710	1:49.658 **(2)**	79.88	1.549	15:18:05.846
4 -	35.449	***47.706***	24.954	***1:48.109*** **(1)**	***81.02***		***15:19:53.955***
5 -	38.177	48.622	***24.370***	1:51.169	78.79	3.060	15:21:45.124

P24 2 YPMC Lee HUFF Yamaha -

IDEAL LAP TIME : 1:51.507 BEST LAP TIME : 1:52.006 DIFFERENCE : 0.499

LAP	SECTOR 1	SECTOR 2	SECTOR 3	LAP TIME	MPH	DIFF	TIME OF DAY
1 -			27.807	2:22.092	61.64	30.086	15:14:16.553
2 -	36.497	51.025	26.824	1:54.346	76.60	2.340	15:16:10.899
3 -	36.155	50.397	***26.506***	1:53.058 **(3)**	77.48	1.052	15:18:03.957
4 -	36.247	50.023	26.637	1:52.907 **(2)**	77.58	0.901	15:19:56.864
5 -	***35.110***	***49.891***	27.005	***1:52.006*** **(1)**	***78.20***		***15:21:48.870***

P25 190 R4 Steve RAPA Honda - Castech developments

IDEAL LAP TIME : 1:49.450 BEST LAP TIME : 1:49.869 DIFFERENCE : 0.419

LAP	SECTOR 1	SECTOR 2	SECTOR 3	LAP TIME	MPH	DIFF	TIME OF DAY
1 -		49.904	25.428	2:34.520	56.69	44.651	15:14:28.981
2 -	35.711	***49.262***	25.626	1:50.599 **(2)**	79.20	0.730	15:16:19.580
3 -	***34.802***	49.681	***25.386***	***1:49.869*** **(1)**	***79.72***		***15:18:09.449***
4 -	35.185	50.854	26.004	1:52.043	78.18	2.174	15:20:01.492
5 -	35.144	49.629	26.315	1:51.088 **(3)**	78.85	1.219	15:21:52.580

P26 42 R4 David ATKINS Kawasaki -

IDEAL LAP TIME : 1:47.806 BEST LAP TIME : 1:48.707 DIFFERENCE : 0.901

LAP	SECTOR 1	SECTOR 2	SECTOR 3	LAP TIME	MPH	DIFF	TIME OF DAY

Weather / Track : Cloudy / Dry

Brands Hatch GP
Circuit Length = 2.4332 miles
Start: 15:11 Flag 15:20 End: 15:22

BMCRC - MRO Championships 2016 - Rnd 8 @ Brands Hatch GP

DFDS Seaways Yamaha Past Masters & Rookie 400

RACE 8 - SECTOR ANALYSIS

SECTOR 1 = FL to I1, SECTOR 2 = I1 to I2, SECTOR 3 = I2 to FL, DIFF = Difference To Personal Best Lap

1 -		50.368	25.697	2:35.980	56.15	47.273	15:14:30.441
2 -	35.389	49.740	***25.518***	1:50.647 **(3)**	79.16	1.940	15:16:21.088
3 -	34.007	49.886	26.017	1:49.910 **(2)**	79.70	1.203	15:18:10.998
4 -	***33.679***	49.427	25.601	***1:48.707*** **(1)**	***80.58***		***15:19:59.705***
5 -	34.041	***48.609***	34.536	1:57.186	74.75	8.479	15:21:56.891

P27 89 YPMR Andrew TEMPEST Yamaha -

IDEAL LAP TIME : 1:56.798 BEST LAP TIME : 1:56.935 DIFFERENCE : 0.137

LAP	SECTOR 1	SECTOR 2	SECTOR 3	LAP TIME	MPH	DIFF	TIME OF DAY
1 -		55.444	28.142	2:09.767	67.50	12.832	15:14:04.228
2 -	37.750	53.109	28.645	1:59.504 **(2)**	73.30	2.569	15:16:03.732
3 -	37.767	53.786	28.800	2:00.353	72.78	3.418	15:18:04.085
4 -	38.598	53.506	***27.774***	1:59.878 **(3)**	73.07	2.943	15:20:03.963
5 -	***36.482***	***52.542***	27.911	***1:56.935*** **(1)**	***74.91***		***15:22:00.898***

P28 27 YPMC David PATERSON Yamaha - Arnold Self Drive

IDEAL LAP TIME : 1:57.634 BEST LAP TIME : 1:57.634 DIFFERENCE : 0.000

LAP	SECTOR 1	SECTOR 2	SECTOR 3	LAP TIME	MPH	DIFF	TIME OF DAY
1 -			27.584	2:07.349	68.78	9.715	15:14:01.810
2 -	38.422	54.169	28.217	2:00.808 **(3)**	72.51	3.174	15:16:02.618
3 -	38.457	53.999	28.151	2:00.607 **(2)**	72.63	2.973	15:18:03.225
4 -	38.768	53.331	29.028	2:01.127	72.31	3.493	15:20:04.352
5 -	***37.497***	***52.569***	***27.568***	***1:57.634*** **(1)**	***74.46***		***15:22:01.986***

P29 188 R4 Lydia THOMPSON Kawasaki - Flintstone Racing - David Simons Tuning

IDEAL LAP TIME : 1:51.286 BEST LAP TIME : 1:51.335 DIFFERENCE : 0.049

LAP	SECTOR 1	SECTOR 2	SECTOR 3	LAP TIME	MPH	DIFF	TIME OF DAY
1 -		50.321	25.854	2:38.923	55.11	47.588	15:14:33.384
2 -	35.996	51.434	26.326	1:53.756	77.00	2.421	15:16:27.140
3 -	***35.617***	51.516	26.417	1:53.550 **(3)**	77.14	2.215	15:18:20.690
4 -	36.200	50.671	25.969	1:52.840 **(2)**	77.63	1.505	15:20:13.530
5 -	35.666	***49.998***	***25.671***	***1:51.335*** **(1)**	***78.68***		***15:22:04.865***

P30 63 YPMC Stephen JOHNSON Yamaha -

IDEAL LAP TIME : 2:02.843 BEST LAP TIME : 2:03.772 DIFFERENCE : 0.929

LAP	SECTOR 1	SECTOR 2	SECTOR 3	LAP TIME	MPH	DIFF	TIME OF DAY
1 -			***28.504***	2:09.562	67.61	5.790	15:14:04.023
2 -	39.327	55.969	28.641	2:03.937 **(2)**	70.67	0.165	15:16:07.960
3 -	39.281	***55.755***	28.736	***2:03.772*** **(1)**	***70.77***		***15:18:11.732***
4 -	***38.584***	56.732	29.251	2:04.567	70.32	0.795	15:20:16.299
5 -	38.987	56.730	28.701	2:04.418 **(3)**	70.40	0.646	15:22:20.717

P31 311 R4 Chris LAMBOURNE Kawasaki - Hastings m/cycle centre

IDEAL LAP TIME : 1:56.428 BEST LAP TIME : 1:56.702 DIFFERENCE : 0.274

LAP	SECTOR 1	SECTOR 2	SECTOR 3	LAP TIME	MPH	DIFF	TIME OF DAY
1 -		53.303	27.688	2:43.412	53.60	46.710	15:14:37.873
2 -	37.761	53.950	27.926	1:59.637	73.22	2.935	15:16:37.510
3 -	37.143	52.785	27.550	1:57.478 **(3)**	74.56	0.776	15:18:34.988
4 -	***37.016***	52.626	***27.060***	***1:56.702*** **(1)**	***75.06***		***15:20:31.690***
5 -	37.088	***52.352***	27.385	1:56.825 **(2)**	74.98	0.123	15:22:28.515

P32 53 R4 Robert STEWART Kawasaki -

IDEAL LAP TIME : 2:00.791 BEST LAP TIME : 2:00.948 DIFFERENCE : 0.157

LAP	SECTOR 1	SECTOR 2	SECTOR 3	LAP TIME	MPH	DIFF	TIME OF DAY
1 -		56.418	***27.852***	2:49.112	51.79	48.164	15:14:43.573
2 -	38.151	56.216	28.137	2:02.504 **(2)**	71.50	1.556	15:16:46.077
3 -	39.037	56.297	28.510	2:03.844 **(3)**	70.73	2.896	15:18:49.921
4 -	***37.878***	***55.061***	28.009	***2:00.948*** **(1)**	***72.42***		***15:20:50.869***

Weather / Track : Cloudy / Dry

Brands Hatch GP
Circuit Length = 2.4332 miles
Start: 15:11 Flag 15:20 End: 15:22

BMCRC - MRO Championships 2016 - Rnd 8 @ Brands Hatch GP

DFDS Seaways Yamaha Past Masters & Rookie 400

RACE 8 - SECTOR ANALYSIS

SECTOR 1 = FL to I1, SECTOR 2 = I1 to I2, SECTOR 3 = I2 to FL, DIFF = Difference To Personal Best Lap

P33 17 R4 Andrew POCOCK Honda -

IDEAL LAP TIME : 2:00.842 BEST LAP TIME : 2:01.037 DIFFERENCE : 0.195

LAP	SECTOR 1	SECTOR 2	SECTOR 3	LAP TIME	MPH	DIFF	TIME OF DAY
1 -		56.398	28.210	2:48.503	51.98	47.466	15:14:42.964
2 -	38.179	57.388	***27.907***	2:03.474 **(2)**	70.94	2.437	15:16:46.438
3 -	38.229	57.379	28.374	2:03.982 **(3)**	70.65	2.945	15:18:50.420
4 -	***37.889***	***55.046***	28.102	***2:01.037*** **(1)**	***72.37***		***15:20:51.457***

P34 25 YPMR Allan SEXTON Yamaha - Poole Motorcycles Ltd

IDEAL LAP TIME : 2:16.355 BEST LAP TIME : 2:18.543 DIFFERENCE : 2.188

LAP	SECTOR 1	SECTOR 2	SECTOR 3	LAP TIME	MPH	DIFF	TIME OF DAY
1 -		***1:01.854***	31.664	2:23.074	61.22	4.531	15:14:17.535
2 -	43.201	1:03.806	32.416	2:19.423 **(2)**	62.82	0.880	15:16:36.958
3 -	***42.941***	1:06.058	***31.560***	2:20.559 **(3)**	62.32	2.016	15:18:57.517
4 -	43.153	1:03.252	32.138	***2:18.543*** **(1)**	***63.22***		***15:21:16.060***

P35 132 YPMR Sarah ENGLISH Yamaha -

IDEAL LAP TIME : 2:21.722 BEST LAP TIME : 2:22.222 DIFFERENCE : 0.500

LAP	SECTOR 1	SECTOR 2	SECTOR 3	LAP TIME	MPH	DIFF	TIME OF DAY
1 -		1:06.255	32.361	2:33.183	57.18	10.961	15:14:27.644
2 -	48.919	1:07.735	32.819	2:29.473 **(3)**	58.60	7.251	15:16:57.117
3 -	***45.445***	1:05.296	31.758	2:22.499 **(2)**	61.47	0.277	15:19:19.616
4 -	45.945	***1:04.679***	***31.598***	***2:22.222*** **(1)**	***61.59***		***15:21:41.838***

P36 81 YPM Scott GRANT Yamaha - SEAGER engineering/ Motaa Cycle Parts

IDEAL LAP TIME : BEST LAP TIME : 1:56.616 DIFFERENCE :

LAP	SECTOR 1	SECTOR 2	SECTOR 3	LAP TIME	MPH	DIFF	TIME OF DAY
1 -			***25.043***	***1:56.616*** **(1)**	***75.11***		***15:13:51.077***

Weather / Track : Cloudy / Dry

Brands Hatch GP
Circuit Length = 2.4332 miles
Start: 15:11 Flag 15:20 End: 15:22

BMCRC - MRO Championships 2016 - Rnd 8 @ Brands Hatch GP

DFDS Seaways Yamaha Past Masters & Rookie 400

RACE 8 - BEST SECTORS

	SECTOR 1			SECTOR 2			SECTOR 3			IDEAL / BEST COMPARISON					
POS	NO	NAME	TIME	NO	NAME	TIME	NO	NAME	TIME	POS	NO	NAME	IDEAL	BEST	DIFF
												PERFECT LAP	1:42.983		
1	13	EDMONDSON	32.313	13	EDMONDSON	46.300	32	HANTON	24.370	1	13	EDMONDSON	1:43.226	1:43.226	0.000
2	1	BARBER	32.440	1	BARBER	46.603	1	BARBER	24.419	2	1	BARBER	1:43.462	1:43.462	0.000
3	48	TAYLOR	32.761	48	TAYLOR	46.725	226	HARTGROVE	24.565	3	48	TAYLOR	1:44.222	1:44.396	0.174
4	226	HARTGROVE	32.976	45	MOORE	47.059	13	EDMONDSON	24.613	4	226	HARTGROVE	1:44.691	1:44.937	0.246
5	45	MOORE	33.052	226	HARTGROVE	47.150	31	LAWRENCE	24.656	5	45	MOORE	1:44.971	1:45.429	0.458
6	138	WOOD	33.080	138	WOOD	47.634	48	TAYLOR	24.736	6	138	WOOD	1:45.659	1:46.540	0.881
7	29	HARWOOD	33.168	31	LAWRENCE	47.648	45	MOORE	24.860	7	29	HARWOOD	1:46.196	1:46.710	0.514
8	33	GYTE	33.510	33	GYTE	47.695	138	WOOD	24.945	8	7	FISHWICK	1:46.509	1:46.509	0.000
9	28	MANNERING	33.579	32	HANTON	47.706	7	FISHWICK	25.002	9	31	LAWRENCE	1:46.520	1:48.003	1.483
10	22	BALLERINI	33.592	7	FISHWICK	47.814	81	GRANT	25.043	10	32	HANTON	1:46.914	1:48.109	1.195
11	42	ATKINS	33.679	29	HARWOOD	47.914	29	HARWOOD	25.114	11	33	GYTE	1:46.923	1:47.353	0.430
12	7	FISHWICK	33.693	107	SHEEN	48.155	107	SHEEN	25.174	12	107	SHEEN	1:47.375	1:47.375	0.000
13	107	SHEEN	34.046	28	MANNERING	48.510	22	BALLERINI	25.194	13	28	MANNERING	1:47.682	1:48.415	0.733
14	31	LAWRENCE	34.216	42	ATKINS	48.609	190	RAPA	25.386	14	42	ATKINS	1:47.806	1:48.707	0.901
15	74	WHITBY	34.489	74	WHITBY	48.943	42	ATKINS	25.518	15	22	BALLERINI	1:47.980	1:48.560	0.580
16	18	PRENTICE	34.690	18	PRENTICE	49.100	28	MANNERING	25.593	16	74	WHITBY	1:49.327	1:49.365	0.038
17	190	RAPA	34.802	22	BALLERINI	49.194	188	THOMPSON	25.671	17	190	RAPA	1:49.450	1:49.869	0.419
18	32	HANTON	34.838	190	RAPA	49.262	18	PRENTICE	25.673	18	18	PRENTICE	1:49.463	1:49.463	0.000
19	58	REDHEAD	35.038	2	HUFF	49.891	33	GYTE	25.718	19	188	THOMPSON	1:51.286	1:51.335	0.049
20	2	HUFF	35.110	188	THOMPSON	49.998	74	WHITBY	25.895	20	2	HUFF	1:51.507	1:52.006	0.499
21	38	WAKE	35.256	100	HALIL	50.675	83	HUTCHEON	26.118	21	83	HUTCHEON	1:52.334	1:52.711	0.377
22	100	HALIL	35.350	83	HUTCHEON	50.761	34	EWENS	26.310	22	100	HALIL	1:52.477	1:52.745	0.268
23	83	HUTCHEON	35.455	34	EWENS	50.930	100	HALIL	26.452	23	58	REDHEAD	1:52.735	1:53.777	1.042
24	188	THOMPSON	35.617	38	WAKE	51.028	2	HUFF	26.506	24	38	WAKE	1:52.841	1:52.902	0.061
25	5	HOUSE	35.645	58	REDHEAD	51.096	38	WAKE	26.557	25	34	EWENS	1:53.119	1:53.276	0.157
26	11	MIDDLETON	35.800	11	MIDDLETON	51.479	58	REDHEAD	26.601	26	5	HOUSE	1:53.852	1:53.888	0.036
27	34	EWENS	35.879	5	HOUSE	51.557	5	HOUSE	26.650	27	11	MIDDLETON	1:54.078	1:54.433	0.355
28	89	TEMPEST	36.482	311	LAMBOURNE	52.352	11	MIDDLETON	26.799	28	311	LAMBOURNE	1:56.428	1:56.702	0.274
29	311	LAMBOURNE	37.016	89	TEMPEST	52.542	311	LAMBOURNE	27.060	29	89	TEMPEST	1:56.798	1:56.935	0.137
30	27	PATERSON	37.497	27	PATERSON	52.569	27	PATERSON	27.568	30	27	PATERSON	1:57.634	1:57.634	0.000
31	53	STEWART	37.878	17	POCOCK	55.046	89	TEMPEST	27.774	31	53	STEWART	2:00.791	2:00.948	0.157
32	17	POCOCK	37.889	90	ELLERAY	55.049	53	STEWART	27.852	32	17	POCOCK	2:00.842	2:01.037	0.195
33	63	JOHNSON	38.584	53	STEWART	55.061	17	POCOCK	27.907	33	63	JOHNSON	2:02.843	2:03.772	0.929
34	25	SEXTON	42.941	63	JOHNSON	55.755	63	JOHNSON	28.504	34	25	SEXTON	2:16.355	2:18.543	2.188
35	132	ENGLISH	45.445	25	SEXTON	1:01.854	25	SEXTON	31.560	35	132	ENGLISH	2:21.722	2:22.222	0.500
36				132	ENGLISH	1:04.679	132	ENGLISH	31.598	36	81	GRANT		1:56.616	
37															
38															

Weather / Track : Cloudy / Dry

Brands Hatch GP
Circuit Length = 2.4332 miles
Start: 15:11 Flag 15:20 End: 15:22

Results can be found at www.tsl-timing.com

Printed - 15:25 Saturday, 20 August 2016

BMCRC - MRO Championships 2016 - Rnd 8 @ Brands Hatch GP

DFDS Seaways Yamaha Past Masters & Rookie 400

RACE 19 - CLASSIFICATION

POS	NO	CL	PIC	NAME	ENTRY	LAPS	TIME	GAP	DIFF	MPH	BEST	ON
1	1	YPM	1	Matt BARBER	Yamaha -	5	8:44.721			83.47	1:43.009	5
2	48	YPM	2	Mark TAYLOR	Yamaha - B K NOLTE contracts limited	5	8:45.250	0.529	0.529	83.38	1:43.614	5
3	13	YPM	3	Doug EDMONDSON	Yamaha - Wave Racing Developments	5	8:46.292	1.571	1.042	83.22	1:43.985	5
4	22	YPM	4	Rik BALLERINI	Yamaha - SCLS LTD Knight Road Racing	5	8:58.545	13.824	12.253	81.32	1:46.289	4
5	33	YPM	5	Sacha GYTE	Yamaha -	5	8:59.131	14.410	0.586	81.24	1:45.583	4
6	29	YPMC	1	Giles HARWOOD	Yamaha -	5	8:59.242	14.521	0.111	81.22	1:46.406	2
7	74	YPM	6	Paul WHITBY	Yamaha - Prestige Decor Ltd	5	9:07.771	23.050	8.529	79.95	1:47.646	3
8	7	YPM	7	Pete FISHWICK	Yamaha -	5	9:07.776	23.055	0.005	79.95	1:47.078	3
9	81	YPM	8	Scott GRANT	Yamaha - SEAGER engineering/ Motaa Cycle Parts	5	9:07.829	23.108	0.053	79.95	1:48.163	5
10	28	YPM	9	Peter MANNERING	Yamaha - Mbc dispatch	5	9:08.303	23.582	0.474	79.88	1:47.685	4
11	18	YPM	10	Marc PRENTICE	Yamaha - Mungo Marine Ltd	5	9:08.453	23.732	0.150	79.85	1:47.817	4
12	83	YPMC	2	Malcolm HUTCHEON	Yamaha -	5	9:23.881	39.160	15.428	77.67	1:50.850	4
13	2	YPMC	3	Lee HUFF	Yamaha -	5	9:24.656	39.935	0.775	77.56	1:50.807	4
14	100	YPM	11	Denis HALIL	Yamaha -	5	9:24.713	39.992	0.057	77.56	1:50.965	4
15	226	R4	1	Adam HARTGROVE	Kawasaki -	5	9:29.154	44.433	4.441	76.95	1:43.675	5
16	138	R4	2	Hayden WOOD	Kawasaki -	5	9:29.911	45.190	0.757	76.85	1:44.752	5
17	34	YPMR	1	Mark EWENS	Yamaha -	5	9:32.884	48.163	2.973	76.45	1:53.007	3
18	31	R4	3	Andrew LAWRENCE	Yamaha - Oaks carpentry	5	9:35.542	50.821	2.658	76.10	1:45.380	5
19	5	YPMR	2	Max HOUSE	Yamaha -	5	9:36.876	52.155	1.334	75.92	1:52.845	5
20	32	R4	4	Paul HANTON	Yamaha - Oaks carpentry	5	9:38.762	54.041	1.886	75.67	1:46.640	4
21	107	R4	5	George SHEEN	Kawaski - Sheen racing	5	9:40.203	55.482	1.441	75.48	1:47.013	3
22	38	YPM	12	Michael WAKE	Yamaha - Tony's Big Bikes	5	9:40.416	55.695	0.213	75.46	1:54.029	5
23	11	YPMR	3	Paul MIDDLETON	Yamaha - Neil Zwartouw Carpentry	5	9:42.351	57.630	1.935	75.21	1:54.570	3
24	188	R4	6	Lydia THOMPSON	Kawasaki - Flintstone Racing - David Simons Tuning	5	9:44.629	59.908	2.278	74.91	1:47.048	4
25	190	R4	7	Steve RAPA	Honda - Castech developments	5	9:54.063	1:09.342	9.434	73.72	1:49.959	3
26	42	R4	8	David ATKINS	Kawasaki -	5	9:57.335	1:12.614	3.272	73.32	1:49.355	5
27	27	YPMC	4	David PATERSON	Yamaha - Arnold Self Drive	5	10:07.198	1:22.477	9.863	72.13	1:58.829	5
28	63	YPMC	5	Stephen JOHNSON	Yamaha -	5	10:07.735	1:23.014	0.537	72.06	1:59.455	5
29	89	YPMR	4	Andrew TEMPEST	Yamaha -	5	10:08.199	1:23.478	0.464	72.01	1:59.120	4
30	90	YPMC	6	Mark ELLERAY	Yamaha - Abbot Solutions Ltd	5	10:08.512	1:23.791	0.313	71.97	1:58.617	4
31	311	R4	9	Chris LAMBOURNE	Kawasaki - Hastings m/cycle centre	5	10:19.647	1:34.926	11.135	70.68	1:54.493	3
32	53	R4	10	Robert STEWART	Kawasaki -	5	10:31.624	1:46.903	11.977	69.34	1:56.876	5
33	17	R4	11	Andrew POCOCK	Honda -	5	10:39.866	1:55.145	8.242	68.45	1:57.386	5
34	25	YPMR	5	Allan SEXTON	Yamaha - Poole Motorcycles Ltd	4	9:04.420	1 Lap	1 Lap	64.36	2:13.655	4
35	132	YPMR	6	Sarah ENGLISH	Yamaha -	4	9:26.450	1 Lap	22.030	61.85	2:16.775	4

NOT CLASSIFIED

DNF	45	YPM	Peter MOORE	Yamaha - Curphs Cuttings	0	
DNF	175	YPM	Anthony JOHNSON	Yamaha -	0	

FASTEST LAP

1	YPM	Matt BARBER	Yamaha -	5	1:43.009	85.03 mph	136.85 kph
226	R4	Adam HARTGROVE	Kawasaki -	5	1:43.675	84.49 mph	135.97 kph
29	YPMC	Giles HARWOOD	Yamaha -	2	1:46.406	82.32 mph	132.48 kph
5	YPMR	Max HOUSE	Yamaha -	5	1:52.845	77.62 mph	124.92 kph

Class YPM - 90% of Race Speed = 75.12 mph
Class YPMC - 90% of Race Speed = 73.09 mph
Class R4 - 90% of Race Speed = 69.25 mph
Class YPMR - 90% of Race Speed = 68.80 mph

Weather / Track : Cloudy / Dry

These results are provisional until the conclusion of any judicial and technical matters.

Brands Hatch GP
Circuit Length = 2.4332 miles
Start: 10:02 Flag 10:11 End: 10:13

Clerk Of Course :		Timekeeper :

Results can be found at www.tsl-timing.com

Printed - 10:13 Sunday, 21 August 2016

BMCRC - MRO Championships 2016 - Rnd 8 @ Brands Hatch GP

DFDS Seaways Yamaha Past Masters & Rookie 400

RACE 19 - LAP CHART

LAP 1 @ 10:04:16.728

NO	BEHIND	LAP TIME
48		1:48.352
13	0.354	1:48.706
29	1.601	1:49.953
1	1.752	1:50.104
22	3.284	1:51.636
7	3.866	1:52.218
33	5.289	1:53.641
74	5.784	1:54.136
81	5.987	1:54.339
18	6.043	1:54.395
28	6.968	1:55.320
100	9.140	1:57.492
34	9.914	1:58.266
83	10.050	1:58.402
2	10.710	1:59.062
38	12.390	2:00.742
11	12.880	2:01.232
5	13.433	2:01.785
63	17.731	2:06.083
27	19.098	2:07.450
89	19.989	2:08.341
90	21.960	2:10.312
25	30.298	2:18.650
132	40.325	2:28.677
138	40.658	2:29.010
226	41.018	2:29.370
107	41.214	2:29.566
31	41.396	2:29.748
32	42.234	2:30.586
188	43.025	2:31.377
190	43.769	2:32.121
42	46.385	2:34.737
311	50.483	2:38.835
53	52.348	2:40.700
17	55.076	2:43.428

LAP 2 @ 10:06:01.664

NO	BEHIND	LAP TIME
48		1:44.936
1	0.104	1:43.288
13	0.276	1:44.858
29	3.071	1:46.406
22	4.732	1:46.384
33	8.126	1:47.773
7	8.389	1:49.459
74	9.382	1:48.534
81	9.587	1:48.536
18	10.120	1:49.013
28	10.790	1:48.758
100	16.370	1:52.166
83	17.078	1:51.964
2	17.562	1:51.788
34	18.531	1:53.553
38	22.642	1:55.188
5	23.515	1:55.018
11	23.772	1:55.828
63	33.331	2:00.536
27	35.024	2:00.862
89	35.837	2:00.784
90	37.824	2:00.800
226	41.908	1:45.826
138	42.124	1:46.402
31	42.686	1:46.226
107	44.293	1:48.015
32	44.642	1:47.344
188	47.040	1:48.951
190	49.067	1:50.234
42	52.588	1:51.139
311	1:01.290	1:55.743
25	1:01.611	2:16.249
53	1:04.965	1:57.553
17	1:10.983	2:00.843
132	1:15.938	2:20.549

LAP 3 @ 10:07:45.721

NO	BEHIND	LAP TIME
1		1:43.953
48	0.061	1:44.118
13	0.450	1:44.231
29	6.050	1:47.036
22	7.202	1:46.527
33	10.422	1:46.353
7	11.410	1:47.078
74	12.971	1:47.646
81	14.036	1:48.506
28	15.131	1:48.398
18	15.212	1:49.149
100	23.898	1:51.585
83	24.490	1:51.469
2	25.106	1:51.601
34	27.481	1:53.007
5	32.349	1:52.891
38	33.656	1:55.071
11	34.285	1:54.570
226	42.899	1:45.048
138	43.016	1:44.949
31	46.081	1:47.452
107	47.249	1:47.013
32	47.842	1:47.257
63	50.396	2:01.122
27	51.737	2:00.770
188	51.900	1:48.917
89	52.537	2:00.757
90	52.967	1:59.200
190	54.969	1:49.959
42	58.208	1:49.677
311	1:11.726	1:54.493
53	1:20.327	1:59.419
17	1:27.297	2:00.371
25	1:33.420	2:15.866

LAP 4 @ 10:09:30.012

NO	BEHIND	LAP TIME
48		1:44.230
1	0.076	1:44.367
13	0.671	1:44.512
132	1 Lap	2:20.449
29	8.684	1:46.925
22	9.200	1:46.289
33	11.714	1:45.583
74	16.937	1:48.257
7	17.087	1:49.968
81	18.030	1:48.285
28	18.525	1:47.685
18	18.738	1:47.817
100	30.572	1:50.965
83	31.049	1:50.850
2	31.622	1:50.807
34	37.197	1:54.007
5	42.395	1:54.337
138	43.523	1:44.798
226	43.843	1:45.235
38	44.751	1:55.386
11	44.868	1:54.874
31	48.526	1:46.736
32	50.191	1:46.640
107	51.022	1:48.064
188	54.657	1:47.048
190	1:01.670	1:50.992
42	1:06.344	1:52.427
63	1:06.644	2:00.539
27	1:06.733	1:59.287
90	1:07.293	1:58.617
89	1:07.366	1:59.120
311	1:22.288	1:54.853
53	1:33.112	1:57.076
17	1:40.844	1:57.838

LAP 5 @ 10:11:13.097

NO	BEHIND	LAP TIME
1		1:43.009
48	0.529	1:43.614
13	1.571	1:43.985
22	13.824	1:47.709
33	14.410	1:45.781
29	14.521	1:48.922
25	1 Lap	2:13.655
74	23.050	1:49.198
7	23.055	1:49.053
81	23.108	1:48.163
28	23.582	1:48.142
18	23.732	1:48.079
83	39.160	1:51.196
2	39.935	1:51.398
100	39.992	1:52.505
132	1 Lap	2:16.775
226	44.433	1:43.675
138	45.190	1:44.752
34	48.163	1:54.051
31	50.821	1:45.380
5	52.155	1:52.845
32	54.041	1:46.935
107	55.482	1:47.545
38	55.695	1:54.029
11	57.630	1:55.847
188	59.908	1:48.336
190	1:09.342	1:50.757
42	1:12.614	1:49.355
27	1:22.477	1:58.829
63	1:23.014	1:59.455
89	1:23.478	1:59.197
90	1:23.791	1:59.583
311	1:34.926	1:55.723
53	1:46.903	1:56.876
17	1:55.145	1:57.386

Weather / Track : Cloudy / Dry

Brands Hatch GP
Circuit Length = 2.4332 miles
Start: 10:02 Flag 10:11 End: 10:13

Results can be found at www.tsl-timing.com

Printed - 10:15 Sunday, 21 August 2016

BMCRC - MRO Championships 2016 - Rnd 8 @ Brands Hatch GP

DFDS Seaways Yamaha Past Masters & Rookie 400

RACE 19 - SECTOR ANALYSIS

SECTOR 1 = FL to I1, SECTOR 2 = I1 to I2, SECTOR 3 = I2 to FL, DIFF = Difference To Personal Best Lap

P1 1 YPM Matt BARBER Yamaha -

IDEAL LAP TIME : 1:42.632 BEST LAP TIME : 1:43.009 DIFFERENCE : 0.377

LAP	SECTOR 1	SECTOR 2	SECTOR 3	LAP TIME	MPH	DIFF	TIME OF DAY
1 -			24.943	1:50.104	79.55	7.095	10:04:18.480
2 -	32.741	***45.943***	24.604	1:43.288 **(2)**	84.80	0.279	10:06:01.768
3 -	32.724	46.381	24.848	1:43.953 **(3)**	84.26	0.944	10:07:45.721
4 -	***32.305***	47.099	24.963	1:44.367	83.93	1.358	10:09:30.088
5 -	32.586	46.039	***24.384***	***1:43.009*** **(1)**	***85.03***		***10:11:13.097***

P2 48 YPM Mark TAYLOR Yamaha - B K NOLTE contracts limited

IDEAL LAP TIME : 1:43.415 BEST LAP TIME : 1:43.614 DIFFERENCE : 0.199

LAP	SECTOR 1	SECTOR 2	SECTOR 3	LAP TIME	MPH	DIFF	TIME OF DAY
1 -			24.978	1:48.352	80.84	4.738	10:04:16.728
2 -	32.866	***46.513***	25.557	1:44.936	83.47	1.322	10:06:01.664
3 -	32.624	46.579	24.915	1:44.118 **(2)**	84.13	0.504	10:07:45.782
4 -	***32.324***	46.858	25.048	1:44.230 **(3)**	84.04	0.616	10:09:30.012
5 -	32.491	46.545	***24.578***	***1:43.614*** **(1)**	***84.54***		***10:11:13.626***

P3 13 YPM Doug EDMONDSON Yamaha - Wave Racing Developments

IDEAL LAP TIME : 1:43.889 BEST LAP TIME : 1:43.985 DIFFERENCE : 0.096

LAP	SECTOR 1	SECTOR 2	SECTOR 3	LAP TIME	MPH	DIFF	TIME OF DAY
1 -			25.036	1:48.706	80.58	4.721	10:04:17.082
2 -	32.798	46.453	25.607	1:44.858	83.54	0.873	10:06:01.940
3 -	32.940	46.400	***24.891***	1:44.231 **(2)**	84.04	0.246	10:07:46.171
4 -	32.679	46.725	25.108	1:44.512 **(3)**	83.81	0.527	10:09:30.683
5 -	***32.623***	***46.375***	24.987	***1:43.985*** **(1)**	***84.24***		***10:11:14.668***

P4 22 YPM Rik BALLERINI Yamaha - SCLS LTD Knight Road Racing

IDEAL LAP TIME : 1:46.135 BEST LAP TIME : 1:46.289 DIFFERENCE : 0.154

LAP	SECTOR 1	SECTOR 2	SECTOR 3	LAP TIME	MPH	DIFF	TIME OF DAY
1 -			25.233	1:51.636	78.46	5.347	10:04:20.012
2 -	33.348	***47.681***	25.355	1:46.384 **(2)**	82.34	0.095	10:06:06.396
3 -	33.345	47.747	25.435	1:46.527 **(3)**	82.23	0.238	10:07:52.923
4 -	***33.316***	47.835	***25.138***	***1:46.289*** **(1)**	***82.41***		***10:09:39.212***
5 -	33.669	48.456	25.584	1:47.709	81.32	1.420	10:11:26.921

P5 33 YPM Sacha GYTE Yamaha -

IDEAL LAP TIME : 1:45.550 BEST LAP TIME : 1:45.583 DIFFERENCE : 0.033

LAP	SECTOR 1	SECTOR 2	SECTOR 3	LAP TIME	MPH	DIFF	TIME OF DAY
1 -			25.956	1:53.641	77.08	8.058	10:04:22.017
2 -	33.992	47.794	25.987	1:47.773	81.28	2.190	10:06:09.790
3 -	33.491	47.409	25.453	1:46.353 **(3)**	82.36	0.770	10:07:56.143
4 -	***33.174***	***47.144***	25.265	***1:45.583*** **(1)**	***82.96***		***10:09:41.726***
5 -	33.383	47.166	***25.232***	1:45.781 **(2)**	82.81	0.198	10:11:27.507

P6 29 YPMC Giles HARWOOD Yamaha -

IDEAL LAP TIME : 1:46.093 BEST LAP TIME : 1:46.406 DIFFERENCE : 0.313

LAP	SECTOR 1	SECTOR 2	SECTOR 3	LAP TIME	MPH	DIFF	TIME OF DAY
1 -			***24.967***	1:49.953	79.66	3.547	10:04:18.329
2 -	***33.855***	***47.271***	25.280	***1:46.406*** **(1)**	***82.32***		***10:06:04.735***
3 -	34.078	47.705	25.253	1:47.036 **(3)**	81.84	0.630	10:07:51.771
4 -	33.890	47.809	25.226	1:46.925 **(2)**	81.92	0.519	10:09:38.696
5 -	34.343	48.863	25.716	1:48.922	80.42	2.516	10:11:27.618

P7 74 YPM Paul WHITBY Yamaha - Prestige Decor Ltd

IDEAL LAP TIME : 1:47.407 BEST LAP TIME : 1:47.646 DIFFERENCE : 0.239

LAP	SECTOR 1	SECTOR 2	SECTOR 3	LAP TIME	MPH	DIFF	TIME OF DAY

Weather / Track : Cloudy / Dry

Brands Hatch GP
Circuit Length = 2.4332 miles
Start: 10:02 Flag 10:11 End: 10:13

BMCRC - MRO Championships 2016 - Rnd 8 @ Brands Hatch GP

DFDS Seaways Yamaha Past Masters & Rookie 400

RACE 19 - SECTOR ANALYSIS

SECTOR 1 = FL to I1, SECTOR 2 = I1 to I2, SECTOR 3 = I2 to FL, DIFF = Difference To Personal Best Lap

1 -			25.731	1:54.136		76.74	6.490	10:04:22.512
2 -	34.449	48.252	25.833	1:48.534	(3)	80.71	0.888	10:06:11.046
3 -	34.079	***47.967***	***25.600***	***1:47.646***	**(1)**	***81.37***		***10:07:58.692***
4 -	***33.840***	48.547	25.870	1:48.257	(2)	80.91	0.611	10:09:46.949
5 -	34.295	48.619	26.284	1:49.198		80.21	1.552	10:11:36.147

P8 7 YPM Pete FISHWICK

Yamaha -

IDEAL LAP TIME : 1:47.065 BEST LAP TIME : 1:47.078 DIFFERENCE : 0.013

LAP	SECTOR 1	SECTOR 2	SECTOR 3	LAP TIME		MPH	DIFF	TIME OF DAY
1 -			25.418	1:52.218		78.06	5.140	10:04:20.594
2 -	35.513	48.109	25.837	1:49.459	(3)	80.02	2.381	10:06:10.053
3 -	34.139	***47.602***	***25.337***	***1:47.078***	**(1)**	***81.80***		***10:07:57.131***
4 -	***34.126***	50.197	25.645	1:49.968		79.65	2.890	10:09:47.099
5 -	34.846	48.466	25.741	1:49.053	(2)	80.32	1.975	10:11:36.152

P9 81 YPM Scott GRANT

Yamaha - SEAGER engineering/ Motaa Cycle Parts

IDEAL LAP TIME : 1:47.238 BEST LAP TIME : 1:48.163 DIFFERENCE : 0.925

LAP	SECTOR 1	SECTOR 2	SECTOR 3	LAP TIME		MPH	DIFF	TIME OF DAY
1 -			25.462	1:54.339		76.61	6.176	10:04:22.715
2 -	34.490	48.511	25.535	1:48.536		80.70	0.373	10:06:11.251
3 -	34.801	***48.078***	25.627	1:48.506	(3)	80.73	0.343	10:07:59.757
4 -	***33.868***	49.125	***25.292***	1:48.285	(2)	80.89	0.122	10:09:48.042
5 -	34.179	48.379	25.605	***1:48.163***	**(1)**	***80.98***		***10:11:36.205***

P10 28 YPM Peter MANNERING

Yamaha - Mbc dispatch

IDEAL LAP TIME : 1:47.497 BEST LAP TIME : 1:47.685 DIFFERENCE : 0.188

LAP	SECTOR 1	SECTOR 2	SECTOR 3	LAP TIME		MPH	DIFF	TIME OF DAY
1 -			25.997	1:55.320		75.96	7.635	10:04:23.696
2 -	34.250	48.470	26.038	1:48.758		80.54	1.073	10:06:12.454
3 -	34.191	48.110	26.097	1:48.398	(3)	80.81	0.713	10:08:00.852
4 -	34.159	***48.030***	***25.496***	***1:47.685***	**(1)**	***81.34***		***10:09:48.537***
5 -	***33.971***	48.401	25.770	1:48.142	(2)	81.00	0.457	10:11:36.679

P11 18 YPM Marc PRENTICE

Yamaha - Mungo Marine Ltd

IDEAL LAP TIME : 1:47.609 BEST LAP TIME : 1:47.817 DIFFERENCE : 0.208

LAP	SECTOR 1	SECTOR 2	SECTOR 3	LAP TIME		MPH	DIFF	TIME OF DAY
1 -			25.737	1:54.395		76.57	6.578	10:04:22.771
2 -	34.619	48.526	25.868	1:49.013	(3)	80.35	1.196	10:06:11.784
3 -	34.510	48.600	26.039	1:49.149		80.25	1.332	10:08:00.933
4 -	***33.796***	48.635	***25.386***	***1:47.817***	**(1)**	***81.24***		***10:09:48.750***
5 -	33.872	***48.427***	25.780	1:48.079	(2)	81.05	0.262	10:11:36.829

P12 83 YPMC Malcolm HUTCHEON

Yamaha -

IDEAL LAP TIME : 1:50.561 BEST LAP TIME : 1:50.850 DIFFERENCE : 0.289

LAP	SECTOR 1	SECTOR 2	SECTOR 3	LAP TIME		MPH	DIFF	TIME OF DAY
1 -			26.281	1:58.402		73.98	7.552	10:04:26.778
2 -	35.699	50.172	26.093	1:51.964		78.23	1.114	10:06:18.742
3 -	35.285	50.226	25.958	1:51.469	(3)	78.58	0.619	10:08:10.211
4 -	***35.030***	49.875	***25.945***	***1:50.850***	**(1)**	***79.02***		***10:10:01.061***
5 -	35.079	***49.586***	26.531	1:51.196	(2)	78.77	0.346	10:11:52.257

P13 2 YPMC Lee HUFF

Yamaha -

IDEAL LAP TIME : 1:50.528 BEST LAP TIME : 1:50.807 DIFFERENCE : 0.279

LAP	SECTOR 1	SECTOR 2	SECTOR 3	LAP TIME		MPH	DIFF	TIME OF DAY
1 -			***26.106***	1:59.062		73.57	8.255	10:04:27.438
2 -	35.447	50.067	26.274	1:51.788		78.36	0.981	10:06:19.226
3 -	35.618	49.746	26.237	1:51.601	(3)	78.49	0.794	10:08:10.827
4 -	***34.831***	49.712	26.264	***1:50.807***	**(1)**	***79.05***		***10:10:01.634***

Weather / Track : Cloudy / Dry

Brands Hatch GP
Circuit Length = 2.4332 miles
Start: 10:02 Flag 10:11 End: 10:13

BMCRC - MRO Championships 2016 - Rnd 8 @ Brands Hatch GP

DFDS Seaways Yamaha Past Masters & Rookie 400

RACE 19 - SECTOR ANALYSIS

SECTOR 1 = FL to I1, SECTOR 2 = I1 to I2, SECTOR 3 = I2 to FL, DIFF = Difference To Personal Best Lap

5 -	35.118	***49.591***	26.689	1:51.398	**(2)**	78.63	0.591	10:11:53.032

P14 100 YPM Denis HALIL Yamaha -

IDEAL LAP TIME : 1:50.740 BEST LAP TIME : 1:50.965 DIFFERENCE : 0.225

LAP	SECTOR 1	SECTOR 2	SECTOR 3	LAP TIME		MPH	DIFF	TIME OF DAY
1 -			26.451	1:57.492		74.55	6.527	10:04:25.868
2 -	35.216	50.451	26.499	1:52.166	**(3)**	78.09	1.201	10:06:18.034
3 -	35.138	50.127	***26.320***	1:51.585	**(2)**	78.50	0.620	10:08:09.619
4 -	***34.311***	***50.109***	26.545	***1:50.965***	**(1)**	***78.94***		***10:10:00.584***
5 -	34.971	50.571	26.963	1:52.505		77.86	1.540	10:11:53.089

P15 226 R4 Adam HARTGROVE Kawasaki -

IDEAL LAP TIME : 1:43.604 BEST LAP TIME : 1:43.675 DIFFERENCE : 0.071

LAP	SECTOR 1	SECTOR 2	SECTOR 3	LAP TIME		MPH	DIFF	TIME OF DAY
1 -		48.692	25.781	2:29.370		58.64	45.695	10:04:57.746
2 -	32.824	47.988	25.014	1:45.826		82.77	2.151	10:06:43.572
3 -	32.641	47.358	25.049	1:45.048	**(2)**	83.38	1.373	10:08:28.620
4 -	***32.432***	47.300	25.503	1:45.235	**(3)**	83.24	1.560	10:10:13.855
5 -	32.503	***46.565***	***24.607***	***1:43.675***	**(1)**	***84.49***		***10:11:57.530***

P16 138 R4 Hayden WOOD Kawasaki -

IDEAL LAP TIME : 1:43.981 BEST LAP TIME : 1:44.752 DIFFERENCE : 0.771

LAP	SECTOR 1	SECTOR 2	SECTOR 3	LAP TIME		MPH	DIFF	TIME OF DAY
1 -		48.368	25.660	2:29.010		58.78	44.258	10:04:57.386
2 -	33.919	47.597	24.886	1:46.402		82.32	1.650	10:06:43.788
3 -	32.900	47.339	***24.710***	1:44.949	**(3)**	83.46	0.197	10:08:28.737
4 -	***32.547***	***46.724***	25.527	1:44.798	**(2)**	83.58	0.046	10:10:13.535
5 -	33.000	46.747	25.005	***1:44.752***	**(1)**	***83.62***		***10:11:58.287***

P17 34 YPMR Mark EWENS Yamaha -

IDEAL LAP TIME : 1:52.489 BEST LAP TIME : 1:53.007 DIFFERENCE : 0.518

LAP	SECTOR 1	SECTOR 2	SECTOR 3	LAP TIME		MPH	DIFF	TIME OF DAY
1 -			***26.580***	1:58.266		74.06	5.259	10:04:26.642
2 -	35.903	50.883	26.767	1:53.553	**(2)**	77.14	0.546	10:06:20.195
3 -	***35.626***	***50.283***	27.098	***1:53.007***	**(1)**	***77.51***		***10:08:13.202***
4 -	36.216	50.843	26.948	1:54.007	**(3)**	76.83	1.000	10:10:07.209
5 -	36.012	51.124	26.915	1:54.051		76.80	1.044	10:12:01.260

P18 31 R4 Andrew LAWRENCE Yamaha - Oaks carpentry

IDEAL LAP TIME : 1:45.380 BEST LAP TIME : 1:45.380 DIFFERENCE : 0.000

LAP	SECTOR 1	SECTOR 2	SECTOR 3	LAP TIME		MPH	DIFF	TIME OF DAY
1 -		48.686	25.456	2:29.748		58.49	44.368	10:04:58.124
2 -	33.774	47.751	24.701	1:46.226	**(2)**	82.46	0.846	10:06:44.350
3 -	33.686	48.958	24.808	1:47.452		81.52	2.072	10:08:31.802
4 -	33.947	47.981	24.808	1:46.736	**(3)**	82.07	1.356	10:10:18.538
5 -	***33.520***	***47.247***	***24.613***	***1:45.380***	**(1)**	***83.12***		***10:12:03.918***

P19 5 YPMR Max HOUSE Yamaha -

IDEAL LAP TIME : 1:52.411 BEST LAP TIME : 1:52.845 DIFFERENCE : 0.434

LAP	SECTOR 1	SECTOR 2	SECTOR 3	LAP TIME		MPH	DIFF	TIME OF DAY
1 -			26.923	2:01.785		71.92	8.940	10:04:30.161
2 -	35.587	52.062	27.369	1:55.018		76.16	2.173	10:06:25.179
3 -	***34.985***	51.184	26.722	1:52.891	**(2)**	77.59	0.046	10:08:18.070
4 -	36.237	51.189	26.911	1:54.337	**(3)**	76.61	1.492	10:10:12.407
5 -	35.419	***50.910***	***26.516***	***1:52.845***	**(1)**	***77.62***		***10:12:05.252***

Weather / Track : Cloudy / Dry

Brands Hatch GP
Circuit Length = 2.4332 miles
Start: 10:02 Flag 10:11 End: 10:13

BMCRC - MRO Championships 2016 - Rnd 8 @ Brands Hatch GP

DFDS Seaways Yamaha Past Masters & Rookie 400

RACE 19 - SECTOR ANALYSIS

SECTOR 1 = FL to I1, SECTOR 2 = I1 to I2, SECTOR 3 = I2 to FL, DIFF = Difference To Personal Best Lap

P20 32 R4 Paul HANTON Yamaha - Oaks carpentry

IDEAL LAP TIME : 1:45.982 BEST LAP TIME : 1:46.640 DIFFERENCE : 0.658

LAP	SECTOR 1	SECTOR 2	SECTOR 3	LAP TIME	MPH	DIFF	TIME OF DAY
1 -		48.577	24.841	2:30.586	58.17	43.946	10:04:58.962
2 -	34.459	47.761	25.124	1:47.344	81.60	0.704	10:06:46.306
3 -	***34.013***	48.571	***24.673***	1:47.257 **(3)**	81.67	0.617	10:08:33.563
4 -	34.409	***47.296***	24.935	***1:46.640*** **(1)**	***82.14***		***10:10:20.203***
5 -	34.075	47.606	25.254	1:46.935 **(2)**	81.91	0.295	10:12:07.138

P21 107 R4 George SHEEN Kawaski - Sheen racing

IDEAL LAP TIME : 1:45.935 BEST LAP TIME : 1:47.013 DIFFERENCE : 1.078

LAP	SECTOR 1	SECTOR 2	SECTOR 3	LAP TIME	MPH	DIFF	TIME OF DAY
1 -		48.209	25.289	2:29.566	58.56	42.553	10:04:57.942
2 -	***32.807***	49.112	26.096	1:48.015 **(3)**	81.09	1.002	10:06:45.957
3 -	33.372	48.566	***25.075***	***1:47.013*** **(1)**	***81.85***		***10:08:32.970***
4 -	34.283	48.202	25.579	1:48.064	81.06	1.051	10:10:21.034
5 -	33.998	***48.053***	25.494	1:47.545 **(2)**	81.45	0.532	10:12:08.579

P22 38 YPM Michael WAKE Yamaha - Tony's Big Bikes

IDEAL LAP TIME : 1:53.768 BEST LAP TIME : 1:54.029 DIFFERENCE : 0.261

LAP	SECTOR 1	SECTOR 2	SECTOR 3	LAP TIME	MPH	DIFF	TIME OF DAY
1 -			***26.813***	2:00.742	72.54	6.713	10:04:29.118
2 -	36.504	51.543	27.141	1:55.188 **(3)**	76.04	1.159	10:06:24.306
3 -	36.538	51.550	26.983	1:55.071 **(2)**	76.12	1.042	10:08:19.377
4 -	36.453	51.586	27.347	1:55.386	75.91	1.357	10:10:14.763
5 -	***36.000***	***50.955***	27.074	***1:54.029*** **(1)**	***76.82***		***10:12:08.792***

P23 11 YPMR Paul MIDDLETON Yamaha - Neil Zwartouw Carpentry

IDEAL LAP TIME : 1:53.523 BEST LAP TIME : 1:54.570 DIFFERENCE : 1.047

LAP	SECTOR 1	SECTOR 2	SECTOR 3	LAP TIME	MPH	DIFF	TIME OF DAY
1 -			***26.743***	2:01.232	72.25	6.662	10:04:29.608
2 -	36.484	52.192	27.152	1:55.828 **(3)**	75.62	1.258	10:06:25.436
3 -	***35.856***	51.658	27.056	***1:54.570*** **(1)**	***76.45***		***10:08:20.006***
4 -	36.774	***50.924***	27.176	1:54.874 **(2)**	76.25	0.304	10:10:14.880
5 -	36.751	51.580	27.516	1:55.847	75.61	1.277	10:12:10.727

P24 188 R4 Lydia THOMPSON Kawasaki - Flintstone Racing - David Simons Tuning

IDEAL LAP TIME : 1:46.787 BEST LAP TIME : 1:47.048 DIFFERENCE : 0.261

LAP	SECTOR 1	SECTOR 2	SECTOR 3	LAP TIME	MPH	DIFF	TIME OF DAY
1 -		49.501	25.175	2:31.377	57.86	44.329	10:04:59.753
2 -	35.130	48.594	25.227	1:48.951	80.40	1.903	10:06:48.704
3 -	35.025	***48.216***	25.676	1:48.917 **(3)**	80.42	1.869	10:08:37.621
4 -	***33.635***	48.381	25.032	***1:47.048*** **(1)**	***81.83***		***10:10:24.669***
5 -	34.793	48.607	***24.936***	1:48.336 **(2)**	80.85	1.288	10:12:13.005

P25 190 R4 Steve RAPA Honda - Castech developments

IDEAL LAP TIME : 1:49.775 BEST LAP TIME : 1:49.959 DIFFERENCE : 0.184

LAP	SECTOR 1	SECTOR 2	SECTOR 3	LAP TIME	MPH	DIFF	TIME OF DAY
1 -		49.454	25.560	2:32.121	57.58	42.162	10:05:00.497
2 -	35.649	49.122	***25.463***	1:50.234 **(2)**	79.46	0.275	10:06:50.731
3 -	***35.247***	***49.065***	25.647	***1:49.959*** **(1)**	***79.66***		***10:08:40.690***
4 -	35.334	49.884	25.774	1:50.992	78.92	1.033	10:10:31.682
5 -	35.746	49.299	25.712	1:50.757 **(3)**	79.09	0.798	10:12:22.439

P26 42 R4 David ATKINS Kawasaki -

IDEAL LAP TIME : 1:48.739 BEST LAP TIME : 1:49.355 DIFFERENCE : 0.616

LAP	SECTOR 1	SECTOR 2	SECTOR 3	LAP TIME	MPH	DIFF	TIME OF DAY

Brands Hatch GP
Circuit Length = 2.4332 miles
Start: 10:02 Flag 10:11 End: 10:13

Weather / Track : Cloudy / Dry

BMCRC - MRO Championships 2016 - Rnd 8 @ Brands Hatch GP

DFDS Seaways Yamaha Past Masters & Rookie 400

RACE 19 - SECTOR ANALYSIS

SECTOR 1 = FL to I1, SECTOR 2 = I1 to I2, SECTOR 3 = I2 to FL, DIFF = Difference To Personal Best Lap

1 -		49.811	***26.048***	2:34.737		56.61	45.382	10:05:03.113
2 -	34.784	49.919	26.436	1:51.139	**(3)**	78.81	1.784	10:06:54.252
3 -	34.195	49.207	26.275	1:49.677	**(2)**	79.86	0.322	10:08:43.929
4 -	***33.749***	51.548	27.130	1:52.427		77.91	3.072	10:10:36.356
5 -	34.239	***48.942***	26.174	***1:49.355***	**(1)**	***80.10***		***10:12:25.711***

P27 27 YPMC David PATERSON

Yamaha - Arnold Self Drive

IDEAL LAP TIME : 1:58.129 BEST LAP TIME : 1:58.829 DIFFERENCE : 0.700

LAP	SECTOR 1	SECTOR 2	SECTOR 3	LAP TIME		MPH	DIFF	TIME OF DAY
1 -			28.202	2:07.450		68.73	8.621	10:04:35.826
2 -	38.534	54.184	28.144	2:00.862		72.47	2.033	10:06:36.688
3 -	37.811	55.279	27.680	2:00.770	**(3)**	72.53	1.941	10:08:37.458
4 -	***37.611***	53.584	28.092	1:59.287	**(2)**	73.43	0.458	10:10:36.745
5 -	38.311	***52.881***	***27.637***	***1:58.829***	**(1)**	***73.71***		***10:12:35.574***

P28 63 YPMC Stephen JOHNSON

Yamaha -

IDEAL LAP TIME : 1:59.307 BEST LAP TIME : 1:59.455 DIFFERENCE : 0.148

LAP	SECTOR 1	SECTOR 2	SECTOR 3	LAP TIME		MPH	DIFF	TIME OF DAY
1 -			28.128	2:06.083		69.47	6.628	10:04:34.459
2 -	38.215	54.417	27.904	2:00.536	**(2)**	72.67	1.081	10:06:34.995
3 -	38.325	55.079	27.718	2:01.122		72.32	1.667	10:08:36.117
4 -	***37.952***	54.329	28.258	2:00.539	**(3)**	72.67	1.084	10:10:36.656
5 -	38.100	***53.734***	***27.621***	***1:59.455***	**(1)**	***73.33***		***10:12:36.111***

P29 89 YPMR Andrew TEMPEST

Yamaha -

IDEAL LAP TIME : 1:58.952 BEST LAP TIME : 1:59.120 DIFFERENCE : 0.168

LAP	SECTOR 1	SECTOR 2	SECTOR 3	LAP TIME		MPH	DIFF	TIME OF DAY
1 -			28.917	2:08.341		68.25	9.221	10:04:36.717
2 -	38.210	53.933	28.641	2:00.784		72.52	1.664	10:06:37.501
3 -	***37.528***	55.020	28.209	2:00.757	**(3)**	72.54	1.637	10:08:38.258
4 -	37.692	***53.622***	27.806	***1:59.120***	**(1)**	***73.53***		***10:10:37.378***
5 -	37.739	53.656	***27.802***	1:59.197	**(2)**	73.49	0.077	10:12:36.575

P30 90 YPMC Mark ELLERAY

Yamaha - Abbot Solutions Ltd

IDEAL LAP TIME : 1:57.976 BEST LAP TIME : 1:58.617 DIFFERENCE : 0.641

LAP	SECTOR 1	SECTOR 2	SECTOR 3	LAP TIME		MPH	DIFF	TIME OF DAY
1 -			28.174	2:10.312		67.22	11.695	10:04:38.688
2 -	38.073	54.337	28.390	2:00.800		72.51	2.183	10:06:39.488
3 -	37.671	***53.159***	28.370	1:59.200	**(2)**	73.48	0.583	10:08:38.688
4 -	37.623	53.413	27.581	***1:58.617***	**(1)**	***73.84***		***10:10:37.305***
5 -	***37.315***	54.766	***27.502***	1:59.583	**(3)**	73.25	0.966	10:12:36.888

P31 311 R4 Chris LAMBOURNE

Kawasaki - Hastings m/cycle centre

IDEAL LAP TIME : 1:54.418 BEST LAP TIME : 1:54.493 DIFFERENCE : 0.075

LAP	SECTOR 1	SECTOR 2	SECTOR 3	LAP TIME		MPH	DIFF	TIME OF DAY
1 -		52.456	27.533	2:38.835		55.15	44.342	10:05:07.211
2 -	36.178	52.169	27.396	1:55.743		75.68	1.250	10:07:02.954
3 -	***35.837***	***51.471***	27.185	***1:54.493***	**(1)**	***76.50***		***10:08:57.447***
4 -	36.110	51.633	***27.110***	1:54.853	**(2)**	76.27	0.360	10:10:52.300
5 -	36.635	51.537	27.551	1:55.723	**(3)**	75.69	1.230	10:12:48.023

P32 53 R4 Robert STEWART

Kawasaki -

IDEAL LAP TIME : 1:56.368 BEST LAP TIME : 1:56.876 DIFFERENCE : 0.508

LAP	SECTOR 1	SECTOR 2	SECTOR 3	LAP TIME		MPH	DIFF	TIME OF DAY
1 -		53.145	27.474	2:40.700		54.51	43.824	10:05:09.076
2 -	37.078	***52.699***	27.776	1:57.553	**(3)**	74.51	0.677	10:07:06.629
3 -	38.200	53.516	27.703	1:59.419		73.35	2.543	10:09:06.048
4 -	37.201	52.809	***27.066***	1:57.076	**(2)**	74.82	0.200	10:11:03.124

Weather / Track : Cloudy / Dry

Brands Hatch GP
Circuit Length = 2.4332 miles
Start: 10:02 Flag 10:11 End: 10:13

BMCRC - MRO Championships 2016 - Rnd 8 @ Brands Hatch GP

DFDS Seaways Yamaha Past Masters & Rookie 400

RACE 19 - SECTOR ANALYSIS

SECTOR 1 = FL to I1, SECTOR 2 = I1 to I2, SECTOR 3 = I2 to FL, DIFF = Difference To Personal Best Lap

5 -	***36.603***	53.106	27.167	***1:56.876***	**(1)**	***74.94***	***10:13:00.000***

P33 17 R4 Andrew POCOCK Honda -

IDEAL LAP TIME : 1:57.134 BEST LAP TIME : 1:57.386 DIFFERENCE : 0.252

LAP	SECTOR 1	SECTOR 2	SECTOR 3	LAP TIME	MPH	DIFF	TIME OF DAY
1 -		54.535	28.137	2:43.428	53.60	46.042	10:05:11.804
2 -	36.977	55.122	28.744	2:00.843	72.48	3.457	10:07:12.647
3 -	36.961	55.308	28.102	2:00.371 **(3)**	72.77	2.985	10:09:13.018
4 -	36.836	53.427	***27.575***	1:57.838 **(2)**	74.33	0.452	10:11:10.856
5 -	***36.355***	***53.204***	27.827	***1:57.386*** **(1)**	***74.62***		***10:13:08.242***

P34 25 YPMR Allan SEXTON Yamaha - Poole Motorcycles Ltd

IDEAL LAP TIME : 2:13.621 BEST LAP TIME : 2:13.655 DIFFERENCE : 0.034

LAP	SECTOR 1	SECTOR 2	SECTOR 3	LAP TIME	MPH	DIFF	TIME OF DAY
1 -			31.198	2:18.650	63.17	4.995	10:04:47.026
2 -	***42.093***	1:02.472	31.684	2:16.249 **(3)**	64.29	2.594	10:07:03.275
3 -	42.543	1:02.186	31.137	2:15.866 **(2)**	64.47	2.211	10:09:19.141
4 -	42.127	***1:01.534***	***29.994***	***2:13.655*** **(1)**	***65.54***		***10:11:32.796***

P35 132 YPMR Sarah ENGLISH Yamaha -

IDEAL LAP TIME : 2:16.775 BEST LAP TIME : 2:16.775 DIFFERENCE : 0.000

LAP	SECTOR 1	SECTOR 2	SECTOR 3	LAP TIME	MPH	DIFF	TIME OF DAY
1 -		1:04.407	31.037	2:28.677	58.91	11.902	10:04:57.053
2 -	45.273	1:03.920	31.356	2:20.549 **(3)**	62.32	3.774	10:07:17.602
3 -	44.762	1:04.465	31.222	2:20.449 **(2)**	62.37	3.674	10:09:38.051
4 -	***43.864***	***1:02.577***	***30.334***	***2:16.775*** **(1)**	***64.04***		***10:11:54.826***

Weather / Track : Cloudy / Dry

Brands Hatch GP
Circuit Length = 2.4332 miles
Start: 10:02 Flag 10:11 End: 10:13

BMCRC - MRO Championships 2016 - Rnd 8 @ Brands Hatch GP

DFDS Seaways Yamaha Past Masters & Rookie 400

RACE 19 - BEST SECTORS

	SECTOR 1			SECTOR 2			SECTOR 3			IDEAL / BEST COMPARISON					
POS	NO	NAME	TIME	NO	NAME	TIME	NO	NAME	TIME	POS	NO	NAME	IDEAL	BEST	DIFF
												PERFECT LAP	1:42.632		
1	1	BARBER	32.305	1	BARBER	45.943	1	BARBER	24.384	1	1	BARBER	1:42.632	1:43.009	0.377
2	48	TAYLOR	32.324	13	EDMONDSON	46.375	48	TAYLOR	24.578	2	48	TAYLOR	1:43.415	1:43.614	0.199
3	226	HARTGROVE	32.432	48	TAYLOR	46.513	226	HARTGROVE	24.607	3	226	HARTGROVE	1:43.604	1:43.675	0.071
4	138	WOOD	32.547	226	HARTGROVE	46.565	31	LAWRENCE	24.613	4	13	EDMONDSON	1:43.889	1:43.985	0.096
5	13	EDMONDSON	32.623	138	WOOD	46.724	32	HANTON	24.673	5	138	WOOD	1:43.981	1:44.752	0.771
6	107	SHEEN	32.807	33	GYTE	47.144	138	WOOD	24.710	6	31	LAWRENCE	1:45.380	1:45.380	0.000
7	33	GYTE	33.174	31	LAWRENCE	47.247	13	EDMONDSON	24.891	7	33	GYTE	1:45.550	1:45.583	0.033
8	22	BALLERINI	33.316	29	HARWOOD	47.271	188	THOMPSON	24.936	8	107	SHEEN	1:45.935	1:47.013	1.078
9	31	LAWRENCE	33.520	32	HANTON	47.296	29	HARWOOD	24.967	9	32	HANTON	1:45.982	1:46.640	0.658
10	188	THOMPSON	33.635	7	FISHWICK	47.602	107	SHEEN	25.075	10	29	HARWOOD	1:46.093	1:46.406	0.313
11	42	ATKINS	33.749	22	BALLERINI	47.681	22	BALLERINI	25.138	11	22	BALLERINI	1:46.135	1:46.289	0.154
12	18	PRENTICE	33.796	74	WHITBY	47.967	33	GYTE	25.232	12	188	THOMPSON	1:46.787	1:47.048	0.261
13	74	WHITBY	33.840	28	MANNERING	48.030	81	GRANT	25.292	13	7	FISHWICK	1:47.065	1:47.078	0.013
14	29	HARWOOD	33.855	107	SHEEN	48.053	7	FISHWICK	25.337	14	81	GRANT	1:47.238	1:48.163	0.925
15	81	GRANT	33.868	81	GRANT	48.078	18	PRENTICE	25.386	15	74	WHITBY	1:47.407	1:47.646	0.239
16	28	MANNERING	33.971	188	THOMPSON	48.216	190	RAPA	25.463	16	28	MANNERING	1:47.497	1:47.685	0.188
17	32	HANTON	34.013	18	PRENTICE	48.427	28	MANNERING	25.496	17	18	PRENTICE	1:47.609	1:47.817	0.208
18	7	FISHWICK	34.126	42	ATKINS	48.942	74	WHITBY	25.600	18	42	ATKINS	1:48.739	1:49.355	0.616
19	100	HALIL	34.311	190	RAPA	49.065	83	HUTCHEON	25.945	19	190	RAPA	1:49.775	1:49.959	0.184
20	2	HUFF	34.831	83	HUTCHEON	49.586	42	ATKINS	26.048	20	2	HUFF	1:50.528	1:50.807	0.279
21	5	HOUSE	34.985	2	HUFF	49.591	2	HUFF	26.106	21	83	HUTCHEON	1:50.561	1:50.850	0.289
22	83	HUTCHEON	35.030	100	HALIL	50.109	100	HALIL	26.320	22	100	HALIL	1:50.740	1:50.965	0.225
23	190	RAPA	35.247	34	EWENS	50.283	5	HOUSE	26.516	23	5	HOUSE	1:52.411	1:52.845	0.434
24	34	EWENS	35.626	5	HOUSE	50.910	34	EWENS	26.580	24	34	EWENS	1:52.489	1:53.007	0.518
25	311	LAMBOURNE	35.837	11	MIDDLETON	50.924	11	MIDDLETON	26.743	25	11	MIDDLETON	1:53.523	1:54.570	1.047
26	11	MIDDLETON	35.856	38	WAKE	50.955	38	WAKE	26.813	26	38	WAKE	1:53.768	1:54.029	0.261
27	38	WAKE	36.000	311	LAMBOURNE	51.471	53	STEWART	27.066	27	311	LAMBOURNE	1:54.418	1:54.493	0.075
28	17	POCOCK	36.355	53	STEWART	52.699	311	LAMBOURNE	27.110	28	53	STEWART	1:56.368	1:56.876	0.508
29	53	STEWART	36.603	27	PATERSON	52.881	90	ELLERAY	27.502	29	17	POCOCK	1:57.134	1:57.386	0.252
30	90	ELLERAY	37.315	90	ELLERAY	53.159	17	POCOCK	27.575	30	90	ELLERAY	1:57.976	1:58.617	0.641
31	89	TEMPEST	37.528	17	POCOCK	53.204	63	JOHNSON	27.621	31	27	PATERSON	1:58.129	1:58.829	0.700
32	27	PATERSON	37.611	89	TEMPEST	53.622	27	PATERSON	27.637	32	89	TEMPEST	1:58.952	1:59.120	0.168
33	63	JOHNSON	37.952	63	JOHNSON	53.734	89	TEMPEST	27.802	33	63	JOHNSON	1:59.307	1:59.455	0.148
34	25	SEXTON	42.093	25	SEXTON	1:01.534	25	SEXTON	29.994	34	25	SEXTON	2:13.621	2:13.655	0.034
35	132	ENGLISH	43.864	132	ENGLISH	1:02.577	132	ENGLISH	30.334	35	132	ENGLISH	2:16.775	2:16.775	0.000
36															
37															

Weather / Track : Cloudy / Dry

Brands Hatch GP
Circuit Length = 2.4332 miles
Start: 10:02 Flag 10:11 End: 10:13

Results can be found at www.tsl-timing.com

Printed - 10:15 Sunday, 21 August 2016

BMCRC - MRO Championships 2016 - Rnd 8 @ Brands Hatch GP

DFDS Seaways Yamaha Past Masters & Rookie 400

RACE 8 - CLASSIFICATION

POS	NO	CL	PIC	NAME	ENTRY	LAPS	TIME	GAP	DIFF	MPH	BEST	ON
1	1	YPM	1	Matt BARBER	Yamaha -	5	8:42.373			83.84	1:42.124	4
2	48	YPM	2	Mark TAYLOR	Yamaha - B K NOLTE contracts limited	5	8:47.093	4.720	4.720	83.09	1:43.708	3
3	13	YPM	3	Doug EDMONDSON	Yamaha - Wave Racing Developments	5	8:50.404	8.031	3.311	82.57	1:43.955	4
4	33	YPM	4	Sacha GYTE	Yamaha -	5	8:53.800	11.427	3.396	82.05	1:45.145	5
5	22	YPM	5	Rik BALLERINI	Yamaha - SCLS LTD Knight Road Racing	5	8:54.733	12.360	0.933	81.90	1:45.674	2
6	81	YPM	6	Scott GRANT	Yamaha - SEAGER engineering/ Motaa Cycle Parts	5	8:58.625	16.252	3.892	81.31	1:45.554	2
7	45	YPM	7	Peter MOORE	Yamaha - Curphs Cuttings	5	8:58.972	16.599	0.347	81.26	1:44.408	2
8	29	YPMC	1	Giles HARWOOD	Yamaha -	5	9:00.422	18.049	1.450	81.04	1:46.044	5
9	18	YPM	8	Marc PRENTICE	Yamaha - Mungo Marine Ltd	5	9:00.624	18.251	0.202	81.01	1:45.916	5
10	28	YPM	9	Peter MANNERING	Yamaha - Mbc dispatch	5	9:02.676	20.303	2.052	80.70	1:46.580	3
11	175	YPM	10	Anthony JOHNSON	Yamaha -	5	9:03.686	21.313	1.010	80.55	1:45.460	2
12	74	YPM	11	Paul WHITBY	Yamaha - Prestige Decor Ltd	5	9:03.819	21.446	0.133	80.54	1:47.052	3
13	226	R4	1	Adam HARTGROVE	Kawasaki -	5	9:13.655	31.282	9.836	79.10	1:42.677	4
14	138	R4	2	Hayden WOOD	Kawasaki -	5	9:13.673	31.300	0.018	79.10	1:42.905	4
15	58	YPMC	2	Steve REDHEAD	Yamaha - Binx Racing	5	9:14.077	31.704	0.404	79.04	1:48.286	4
16	2	YPMC	3	Lee HUFF	Yamaha -	5	9:20.797	38.424	6.720	78.10	1:50.047	5
17	83	YPMC	4	Malcolm HUTCHEON	Yamaha -	5	9:20.995	38.622	0.198	78.07	1:50.318	3
18	100	YPM	12	Denis HALIL	Yamaha -	5	9:21.128	38.755	0.133	78.05	1:49.792	5
19	34	YPMR	1	Mark EWENS	Yamaha -	5	9:26.631	44.258	5.503	77.29	1:51.513	4
20	31	R4	3	Andrew LAWRENCE	Yamaha - Oaks carpentry	5	9:31.386	49.013	4.755	76.65	1:47.040	4
21	5	YPMR	2	Max HOUSE	Yamaha -	5	9:32.283	49.910	0.897	76.53	1:52.479	2
22	32	R4	4	Paul HANTON	Yamaha - Oaks carpentry	5	9:33.064	50.691	0.781	76.42	1:46.637	5
23	107	R4	5	George SHEEN	Kawaski - Sheen racing	5	9:33.746	51.373	0.682	76.33	1:46.321	4
24	188	R4	6	Lydia THOMPSON	Kawasaki - Flintstone Racing - David Simons Tuning	5	9:36.856	54.483	3.110	75.92	1:46.860	4
25	190	R4	7	Steve RAPA	Honda - Castech developments	5	9:38.580	56.207	1.724	75.70	1:47.777	4
26	41	YPM	13	David ABRAHAM	Yamaha - Cambridge Motorcycles	5	9:41.806	59.433	3.226	75.28	1:53.763	2
27	11	YPMR	3	Paul MIDDLETON	Yamaha - Neil Zwartouw Carpentry	5	9:44.823	1:02.450	3.017	74.89	1:55.242	2
28	42	R4	8	David ATKINS	Kawasaki -	5	9:51.234	1:08.861	6.411	74.08	1:49.330	2
29	89	YPMR	4	Andrew TEMPEST	Yamaha -	5	9:56.967	1:14.594	5.733	73.36	1:55.616	5
30	311	R4	9	Chris LAMBOURNE	Kawasaki - Hastings m/cycle centre	5	10:09.958	1:27.585	12.991	71.80	1:53.905	4
31	90	YPMC	5	Mark ELLERAY	Yamaha - Abbot Solutions Ltd	5	10:13.376	1:31.003	3.418	71.40	1:59.966	5
32	27	YPMC	6	David PATERSON	Yamaha - Arnold Self Drive	5	10:13.514	1:31.141	0.138	71.39	1:59.503	5
33	53	R4	10	Robert STEWART	Kawasaki -	5	10:24.660	1:42.287	11.146	70.11	1:56.494	5
34	17	R4	11	Andrew POCOCK	Honda -	5	10:28.571	1:46.198	3.911	69.68	1:56.903	4
35	25	YPMR	5	Allan SEXTON	Yamaha - Poole Motorcycles Ltd	4	9:18.107	1 Lap	1 Lap	62.78	2:14.690	2
36	132	YPMR	6	Sarah ENGLISH	Yamaha -	4	9:29.500	1 Lap	11.393	61.52	2:19.287	2
				NOT CLASSIFIED								
DNF	63	YPMC		Stephen JOHNSON	Yamaha -	2	4:06.960	3 Laps	2 Laps	70.94	1:59.776	2
DNF	38	YPM		Michael WAKE	Yamaha - Tony's Big Bikes	0						

FASTEST LAP

1	YPM	Matt BARBER	Yamaha -	4	1:42.124	85.77 mph	138.04 kph
226	R4	Adam HARTGROVE	Kawasaki -	4	1:42.677	85.31 mph	137.30 kph
29	YPMC	Giles HARWOOD	Yamaha -	5	1:46.044	82.60 mph	132.94 kph
34	YPMR	Mark EWENS	Yamaha -	4	1:51.513	78.55 mph	126.42 kph

Class YPM - 90% of Race Speed = 75.45 mph
Class YPMC - 90% of Race Speed = 72.93 mph
Class R4 - 90% of Race Speed = 71.19 mph
Class YPMR - 90% of Race Speed = 69.56 mph
Weather / Track : Cloudy / Dry

These results are provisional until the conclusion of any judicial and technical matters.

Brands Hatch GP
Circuit Length = 2.4332 miles
Start: 13:54 Flag 14:03 End: 14:05

Clerk Of Course :		Timekeeper :

Results can be found at www.tsl-timing.com

Printed - 14:06 Sunday, 21 August 2016

BMCRC - MRO Championships 2016 - Rnd 8 @ Brands Hatch GP

DFDS Seaways Yamaha Past Masters & Rookie 400

RACE 8 - LAP CHART

LAP 1 @ 13:56:21.549

NO	BEHIND	LAP TIME
48		1:49.316
22	1.793	1:51.109
1	1.893	1:51.209
13	2.135	1:51.451
81	2.329	1:51.645
33	2.710	1:52.026
18	3.247	1:52.563
74	3.616	1:52.932
29	3.906	1:53.222
175	4.265	1:53.581
28	5.461	1:54.777
100	7.398	1:56.714
34	8.109	1:57.425
45	8.723	1:58.039
83	8.916	1:58.232
58	9.259	1:58.575
2	9.880	1:59.196
5	10.513	1:59.829
11	11.283	2:00.599
41	13.108	2:02.424
63	17.868	2:07.184
27	18.895	2:08.211
90	19.742	2:09.058
89	20.050	2:09.366
226	29.993	2:19.309
138	30.174	2:19.490
31	32.581	2:21.897
188	33.698	2:23.014
32	34.607	2:23.923
190	35.245	2:24.561
107	36.184	2:25.500
42	39.408	2:28.724
25	40.294	2:29.610
132	41.367	2:30.683
311	41.981	2:31.297
53	45.611	2:34.927
17	46.247	2:35.563

LAP 2 @ 13:58:06.211

NO	BEHIND	LAP TIME
48		1:44.662
1	0.146	1:42.915
22	2.805	1:45.674
81	3.221	1:45.554
13	3.364	1:45.891
33	3.620	1:45.572
175	5.063	1:45.460
18	5.406	1:46.821
74	6.493	1:47.539
29	6.520	1:47.276
28	7.945	1:47.146
45	8.469	1:44.408
58	13.901	1:49.304
100	14.332	1:51.596
34	15.036	1:51.589
83	15.135	1:50.881
2	15.760	1:50.542
5	18.330	1:52.479
11	21.863	1:55.242
41	22.209	1:53.763
226	29.302	1:43.971
138	29.557	1:44.045
63	32.982	1:59.776
27	34.984	2:00.751
31	35.309	1:47.390
89	35.595	2:00.207
90	35.687	2:00.607
32	36.710	1:46.765
188	38.685	1:49.649
107	39.038	1:47.516
190	39.071	1:48.488
42	44.076	1:49.330
311	53.131	1:55.812
53	59.474	1:58.525
17	1:00.502	1:58.917
25	1:10.322	2:14.690
132	1:15.992	2:19.287

LAP 3 @ 13:59:49.919

NO	BEHIND	LAP TIME
48		1:43.708
1	0.055	1:43.617
13	3.914	1:44.258
33	5.121	1:45.209
22	5.282	1:46.185
81	6.549	1:47.036
18	9.318	1:47.620
74	9.837	1:47.052
29	9.898	1:47.086
45	9.985	1:45.224
28	10.817	1:46.580
175	11.143	1:49.788
58	18.622	1:48.429
83	21.745	1:50.318
100	22.565	1:51.941
2	22.768	1:50.716
34	23.141	1:51.813
226	28.751	1:43.157
138	28.962	1:43.113
5	29.013	1:54.391
41	33.781	1:55.280
11	34.078	1:55.923
31	38.708	1:47.107
32	42.083	1:49.081
107	43.379	1:48.049
188	44.374	1:49.397
190	44.879	1:49.516
89	47.817	1:55.930
42	52.254	1:51.886
27	54.591	2:03.315
90	55.146	2:03.167
311	1:04.330	1:54.907
53	1:13.489	1:57.723
17	1:14.414	1:57.620

LAP 4 @ 14:01:32.098

NO	BEHIND	LAP TIME
1		1:42.124
25	1 Lap	2:17.068
48	2.309	1:44.488
13	5.690	1:43.955
33	8.790	1:45.848
22	8.915	1:45.812
132	1 Lap	2:19.784
81	10.332	1:45.962
29	14.513	1:46.794
45	14.613	1:46.807
18	14.843	1:47.704
74	15.821	1:48.163
28	15.964	1:47.326
175	16.536	1:47.572
58	24.729	1:48.286
226	29.249	1:42.677
138	29.688	1:42.905
83	29.977	1:50.411
2	30.885	1:50.296
100	31.471	1:51.085
34	32.475	1:51.513
5	39.509	1:52.675
31	43.569	1:47.040
32	46.562	1:46.658
41	47.373	1:55.771
107	47.521	1:46.321
11	48.191	1:56.292
188	49.055	1:46.860
190	50.477	1:47.777
42	1:00.422	1:50.347
89	1:01.486	1:55.848
90	1:13.545	2:00.578
27	1:14.146	2:01.734
311	1:16.056	1:53.905
53	1:28.301	1:56.991
17	1:29.138	1:56.903

LAP 5 @ 14:03:14.606

NO	BEHIND	LAP TIME
1		1:42.508
48	4.720	1:44.919
13	8.031	1:44.849
33	11.427	1:45.145
22	12.360	1:45.953
81	16.252	1:48.428
45	16.599	1:44.494
29	18.049	1:46.044
18	18.251	1:45.916
28	20.303	1:46.847
175	21.313	1:47.285
74	21.446	1:48.133
226	31.282	1:44.541
138	31.300	1:44.120
58	31.704	1:49.483
25	1 Lap	2:16.739
2	38.424	1:50.047
83	38.622	1:51.153
100	38.755	1:49.792
34	44.258	1:54.291
132	1 Lap	2:19.746
31	49.013	1:47.952
5	49.910	1:52.909
32	50.691	1:46.637
107	51.373	1:46.360
188	54.483	1:47.936
190	56.207	1:48.238
41	59.433	1:54.568
11	1:02.450	1:56.767
42	1:08.861	1:50.947
89	1:14.594	1:55.616
311	1:27.585	1:54.037
90	1:31.003	1:59.966
27	1:31.141	1:59.503
53	1:42.287	1:56.494
17	1:46.198	1:59.568

Weather / Track : Cloudy / Dry

Brands Hatch GP
Circuit Length = 2.4332 miles
Start: 13:54 Flag 14:03 End: 14:05

Results can be found at www.tsl-timing.com

Printed - 14:08 Sunday, 21 August 2016

BMCRC - MRO Championships 2016 - Rnd 8 @ Brands Hatch GP

DFDS Seaways Yamaha Past Masters & Rookie 400

RACE 8 - SECTOR ANALYSIS

SECTOR 1 = FL to I1, SECTOR 2 = I1 to I2, SECTOR 3 = I2 to FL, DIFF = Difference To Personal Best Lap

P1 1 YPM Matt BARBER Yamaha -

IDEAL LAP TIME : 1:41.756 BEST LAP TIME : 1:42.124 DIFFERENCE : 0.368

LAP	SECTOR 1	SECTOR 2	SECTOR 3	LAP TIME	MPH	DIFF	TIME OF DAY
1 -		47.757	25.028	1:51.209	78.76	9.085	13:56:23.442
2 -	32.500	46.204	***24.211***	1:42.915 **(3)**	85.11	0.791	13:58:06.357
3 -	32.592	46.347	24.678	1:43.617	84.54	1.493	13:59:49.974
4 -	***31.829***	45.997	24.298	***1:42.124*** **(1)**	***85.77***		***14:01:32.098***
5 -	32.288	***45.716***	24.504	1:42.508 **(2)**	85.45	0.384	14:03:14.606

P2 48 YPM Mark TAYLOR Yamaha - B K NOLTE contracts limited

IDEAL LAP TIME : 1:43.509 BEST LAP TIME : 1:43.708 DIFFERENCE : 0.199

LAP	SECTOR 1	SECTOR 2	SECTOR 3	LAP TIME	MPH	DIFF	TIME OF DAY
1 -		46.925	25.062	1:49.316	80.13	5.608	13:56:21.549
2 -	33.013	46.596	25.053	1:44.662 **(3)**	83.69	0.954	13:58:06.211
3 -	32.620	***46.346***	***24.742***	***1:43.708*** **(1)**	***84.46***		***13:59:49.919***
4 -	***32.421***	47.191	24.876	1:44.488 **(2)**	83.83	0.780	14:01:34.407
5 -	33.040	46.539	25.340	1:44.919	83.49	1.211	14:03:19.326

P3 13 YPM Doug EDMONDSON Yamaha - Wave Racing Developments

IDEAL LAP TIME : 1:43.501 BEST LAP TIME : 1:43.955 DIFFERENCE : 0.454

LAP	SECTOR 1	SECTOR 2	SECTOR 3	LAP TIME	MPH	DIFF	TIME OF DAY
1 -		47.714	25.176	1:51.451	78.59	7.496	13:56:23.684
2 -	32.897	47.696	25.298	1:45.891	82.72	1.936	13:58:09.575
3 -	32.557	46.914	***24.787***	1:44.258 **(2)**	84.02	0.303	13:59:53.833
4 -	***32.501***	***46.213***	25.241	***1:43.955*** **(1)**	***84.26***		***14:01:37.788***
5 -	32.798	46.794	25.257	1:44.849 **(3)**	83.54	0.894	14:03:22.637

P4 33 YPM Sacha GYTE Yamaha -

IDEAL LAP TIME : 1:44.584 BEST LAP TIME : 1:45.145 DIFFERENCE : 0.561

LAP	SECTOR 1	SECTOR 2	SECTOR 3	LAP TIME	MPH	DIFF	TIME OF DAY
1 -		47.371	25.340	1:52.026	78.19	6.881	13:56:24.259
2 -	33.435	46.945	25.192	1:45.572 **(3)**	82.97	0.427	13:58:09.831
3 -	***32.934***	47.275	***25.000***	1:45.209 **(2)**	83.26	0.064	13:59:55.040
4 -	33.170	47.165	25.513	1:45.848	82.75	0.703	14:01:40.888
5 -	33.066	***46.650***	25.429	***1:45.145*** **(1)**	***83.31***		***14:03:26.033***

P5 22 YPM Rik BALLERINI Yamaha - SCLS LTD Knight Road Racing

IDEAL LAP TIME : 1:45.399 BEST LAP TIME : 1:45.674 DIFFERENCE : 0.275

LAP	SECTOR 1	SECTOR 2	SECTOR 3	LAP TIME	MPH	DIFF	TIME OF DAY
1 -		47.669	25.253	1:51.109	78.83	5.435	13:56:23.342
2 -	33.104	47.357	25.213	***1:45.674*** **(1)**	***82.89***		***13:58:09.016***
3 -	***32.961***	47.518	25.706	1:46.185	82.49	0.511	13:59:55.201
4 -	33.186	47.495	***25.131***	1:45.812 **(2)**	82.78	0.138	14:01:41.013
5 -	33.423	***47.307***	25.223	1:45.953 **(3)**	82.67	0.279	14:03:26.966

P6 81 YPM Scott GRANT Yamaha - SEAGER engineering/ Motaa Cycle Parts

IDEAL LAP TIME : 1:45.359 BEST LAP TIME : 1:45.554 DIFFERENCE : 0.195

LAP	SECTOR 1	SECTOR 2	SECTOR 3	LAP TIME	MPH	DIFF	TIME OF DAY
1 -		47.846	***25.059***	1:51.645	78.46	6.091	13:56:23.878
2 -	***33.066***	***47.234***	25.254	***1:45.554*** **(1)**	***82.98***		***13:58:09.432***
3 -	33.650	47.420	25.966	1:47.036 **(3)**	81.84	1.482	13:59:56.468
4 -	33.247	47.342	25.373	1:45.962 **(2)**	82.66	0.408	14:01:42.430
5 -	34.124	48.922	25.382	1:48.428	80.78	2.874	14:03:30.858

P7 45 YPM Peter MOORE Yamaha - Curphs Cuttings

IDEAL LAP TIME : 1:44.133 BEST LAP TIME : 1:44.408 DIFFERENCE : 0.275

LAP	SECTOR 1	SECTOR 2	SECTOR 3	LAP TIME	MPH	DIFF	TIME OF DAY

Weather / Track : Cloudy / Dry

Brands Hatch GP
Circuit Length = 2.4332 miles
Start: 13:54 Flag 14:03 End: 14:05

BMCRC - MRO Championships 2016 - Rnd 8 @ Brands Hatch GP

DFDS Seaways Yamaha Past Masters & Rookie 400

RACE 8 - SECTOR ANALYSIS

SECTOR 1 = FL to I1, SECTOR 2 = I1 to I2, SECTOR 3 = I2 to FL, DIFF = Difference To Personal Best Lap

1 -		49.509	25.291	1:58.039		74.21	13.631	13:56:30.272
2 -	33.213	46.482	***24.713***	***1:44.408***	**(1)**	***83.90***		***13:58:14.680***
3 -	***33.040***	47.234	24.950	1:45.224	**(3)**	83.24	0.816	13:59:59.904
4 -	34.415	47.403	24.989	1:46.807		82.01	2.399	14:01:46.711
5 -	33.247	***46.380***	24.867	1:44.494	**(2)**	83.83	0.086	14:03:31.205

P8 29 YPMC Giles HARWOOD

Yamaha -

IDEAL LAP TIME : 1:46.006 BEST LAP TIME : 1:46.044 DIFFERENCE : 0.038

LAP	SECTOR 1	SECTOR 2	SECTOR 3	LAP TIME		MPH	DIFF	TIME OF DAY
1 -		47.934	25.404	1:53.222		77.36	7.178	13:56:25.455
2 -	33.788	48.132	25.356	1:47.276		81.65	1.232	13:58:12.731
3 -	33.897	48.049	25.140	1:47.086	**(3)**	81.80	1.042	13:59:59.817
4 -	34.384	***47.329***	25.081	1:46.794	**(2)**	82.02	0.750	14:01:46.611
5 -	***33.733***	47.367	***24.944***	***1:46.044***	**(1)**	***82.60***		***14:03:32.655***

P9 18 YPM Marc PRENTICE

Yamaha - Mungo Marine Ltd

IDEAL LAP TIME : 1:45.764 BEST LAP TIME : 1:45.916 DIFFERENCE : 0.152

LAP	SECTOR 1	SECTOR 2	SECTOR 3	LAP TIME		MPH	DIFF	TIME OF DAY
1 -		47.513	25.575	1:52.563		77.82	6.647	13:56:24.796
2 -	***33.556***	47.848	25.417	1:46.821	**(2)**	82.00	0.905	13:58:11.617
3 -	33.691	47.937	25.992	1:47.620	**(3)**	81.39	1.704	13:59:59.237
4 -	33.728	48.208	25.768	1:47.704		81.33	1.788	14:01:46.941
5 -	33.708	***47.147***	***25.061***	***1:45.916***	**(1)**	***82.70***		***14:03:32.857***

P10 28 YPM Peter MANNERING

Yamaha - Mbc dispatch

IDEAL LAP TIME : 1:46.408 BEST LAP TIME : 1:46.580 DIFFERENCE : 0.172

LAP	SECTOR 1	SECTOR 2	SECTOR 3	LAP TIME		MPH	DIFF	TIME OF DAY
1 -		48.220	25.593	1:54.777		76.32	8.197	13:56:27.010
2 -	33.609	48.008	25.529	1:47.146	**(3)**	81.75	0.566	13:58:14.156
3 -	***33.385***	47.717	25.478	***1:46.580***	**(1)**	***82.19***		***14:00:00.736***
4 -	33.940	47.950	25.436	1:47.326		81.61	0.746	14:01:48.062
5 -	33.824	***47.710***	***25.313***	1:46.847	**(2)**	81.98	0.267	14:03:34.909

P11 175 YPM Anthony JOHNSON

Yamaha -

IDEAL LAP TIME : 1:45.460 BEST LAP TIME : 1:45.460 DIFFERENCE : 0.000

LAP	SECTOR 1	SECTOR 2	SECTOR 3	LAP TIME		MPH	DIFF	TIME OF DAY
1 -		47.350	25.588	1:53.581		77.12	8.121	13:56:25.814
2 -	***33.011***	***47.209***	***25.240***	***1:45.460***	**(1)**	***83.06***		***13:58:11.274***
3 -	33.618	50.619	25.551	1:49.788		79.78	4.328	14:00:01.062
4 -	34.064	48.105	25.403	1:47.572	**(3)**	81.43	2.112	14:01:48.634
5 -	34.456	47.310	25.519	1:47.285	**(2)**	81.65	1.825	14:03:35.919

P12 74 YPM Paul WHITBY

Yamaha - Prestige Decor Ltd

IDEAL LAP TIME : 1:47.039 BEST LAP TIME : 1:47.052 DIFFERENCE : 0.013

LAP	SECTOR 1	SECTOR 2	SECTOR 3	LAP TIME		MPH	DIFF	TIME OF DAY
1 -		47.898	25.389	1:52.932		77.56	5.880	13:56:25.165
2 -	33.998	***47.839***	25.702	1:47.539	**(2)**	81.45	0.487	13:58:12.704
3 -	***33.832***	47.852	***25.368***	***1:47.052***	**(1)**	***81.82***		***13:59:59.756***
4 -	34.171	48.501	25.491	1:48.163		80.98	1.111	14:01:47.919
5 -	34.328	48.286	25.519	1:48.133	**(3)**	81.00	1.081	14:03:36.052

P13 226 R4 Adam HARTGROVE

Kawasaki -

IDEAL LAP TIME : 1:42.669 BEST LAP TIME : 1:42.677 DIFFERENCE : 0.008

LAP	SECTOR 1	SECTOR 2	SECTOR 3	LAP TIME		MPH	DIFF	TIME OF DAY
1 -		48.236	***24.797***	2:19.309		62.88	36.632	13:56:51.542
2 -	32.210	46.885	24.876	1:43.971	**(3)**	84.25	1.294	13:58:35.513
3 -	32.271	46.039	24.847	1:43.157	**(2)**	84.91	0.480	14:00:18.670
4 -	***32.047***	***45.825***	24.805	***1:42.677***	**(1)**	***85.31***		***14:02:01.347***

Weather / Track : Cloudy / Dry

Brands Hatch GP
Circuit Length = 2.4332 miles
Start: 13:54 Flag 14:03 End: 14:05

BMCRC - MRO Championships 2016 - Rnd 8 @ Brands Hatch GP

DFDS Seaways Yamaha Past Masters & Rookie 400

RACE 8 - SECTOR ANALYSIS

SECTOR 1 = FL to I1, SECTOR 2 = I1 to I2, SECTOR 3 = I2 to FL, DIFF = Difference To Personal Best Lap

5 -	32.411	46.544	25.586	1:44.541	83.79	1.864	14:03:45.888

P14 138 R4 Hayden WOOD Kawasaki -

IDEAL LAP TIME : 1:42.452 BEST LAP TIME : 1:42.905 DIFFERENCE : 0.453

LAP	SECTOR 1	SECTOR 2	SECTOR 3	LAP TIME	MPH	DIFF	TIME OF DAY
1 -		47.891	24.674	2:19.490	62.79	36.585	13:56:51.723
2 -	32.415	46.980	24.650	1:44.045 (3)	84.19	1.140	13:58:35.768
3 -	32.411	46.533	***24.169***	1:43.113 (2)	84.95	0.208	14:00:18.881
4 -	32.415	***46.018***	24.472	***1:42.905 (1)***	***85.12***		***14:02:01.786***
5 -	***32.265***	46.211	25.644	1:44.120	84.13	1.215	14:03:45.906

P15 58 YPMC Steve REDHEAD Yamaha - Binx Racing

IDEAL LAP TIME : 1:47.897 BEST LAP TIME : 1:48.286 DIFFERENCE : 0.389

LAP	SECTOR 1	SECTOR 2	SECTOR 3	LAP TIME	MPH	DIFF	TIME OF DAY
1 -		49.692	25.956	1:58.575	73.87	10.289	13:56:30.808
2 -	34.055	49.388	25.861	1:49.304 (3)	80.14	1.018	13:58:20.112
3 -	***33.861***	48.883	25.685	1:48.429 (2)	80.78	0.143	14:00:08.541
4 -	34.250	***48.584***	***25.452***	***1:48.286 (1)***	***80.89***		***14:01:56.827***
5 -	34.046	48.905	26.532	1:49.483	80.01	1.197	14:03:46.310

P16 2 YPMC Lee HUFF Yamaha -

IDEAL LAP TIME : 1:49.578 BEST LAP TIME : 1:50.047 DIFFERENCE : 0.469

LAP	SECTOR 1	SECTOR 2	SECTOR 3	LAP TIME	MPH	DIFF	TIME OF DAY
1 -		50.104	26.850	1:59.196	73.49	9.149	13:56:31.429
2 -	34.769	49.568	***26.205***	1:50.542 (3)	79.24	0.495	13:58:21.971
3 -	35.007	***49.231***	26.478	1:50.716	79.11	0.669	14:00:12.687
4 -	34.711	49.303	26.282	1:50.296 (2)	79.42	0.249	14:02:02.983
5 -	***34.142***	49.453	26.452	***1:50.047 (1)***	***79.60***		***14:03:53.030***

P17 83 YPMC Malcolm HUTCHEON Yamaha -

IDEAL LAP TIME : 1:50.100 BEST LAP TIME : 1:50.318 DIFFERENCE : 0.218

LAP	SECTOR 1	SECTOR 2	SECTOR 3	LAP TIME	MPH	DIFF	TIME OF DAY
1 -		49.738	26.063	1:58.232	74.09	7.914	13:56:30.465
2 -	35.060	50.056	***25.765***	1:50.881 (3)	79.00	0.563	13:58:21.346
3 -	***34.656***	***49.679***	25.983	***1:50.318 (1)***	***79.40***		***14:00:11.664***
4 -	34.693	49.850	25.868	1:50.411 (2)	79.33	0.093	14:02:02.075
5 -	34.787	50.426	25.940	1:51.153	78.80	0.835	14:03:53.228

P18 100 YPM Denis HALIL Yamaha -

IDEAL LAP TIME : 1:49.752 BEST LAP TIME : 1:49.792 DIFFERENCE : 0.040

LAP	SECTOR 1	SECTOR 2	SECTOR 3	LAP TIME	MPH	DIFF	TIME OF DAY
1 -		***49.659***	26.163	1:56.714	75.05	6.922	13:56:28.947
2 -	35.043	50.005	26.548	1:51.596 (3)	78.49	1.804	13:58:20.543
3 -	34.839	50.556	26.546	1:51.941	78.25	2.149	14:00:12.484
4 -	34.667	50.324	26.094	1:51.085 (2)	78.85	1.293	14:02:03.569
5 -	***34.125***	49.699	***25.968***	***1:49.792 (1)***	***79.78***		***14:03:53.361***

P19 34 YPMR Mark EWENS Yamaha -

IDEAL LAP TIME : 1:50.624 BEST LAP TIME : 1:51.513 DIFFERENCE : 0.889

LAP	SECTOR 1	SECTOR 2	SECTOR 3	LAP TIME	MPH	DIFF	TIME OF DAY
1 -		***49.647***	***26.325***	1:57.425	74.59	5.912	13:56:29.658
2 -	***34.652***	50.426	26.511	1:51.589 (2)	78.50	0.076	13:58:21.247
3 -	35.471	49.994	26.348	1:51.813 (3)	78.34	0.300	14:00:13.060
4 -	35.281	49.882	26.350	***1:51.513 (1)***	***78.55***		***14:02:04.573***
5 -	35.324	51.203	27.764	1:54.291	76.64	2.778	14:03:58.864

Weather / Track : Cloudy / Dry

Brands Hatch GP
Circuit Length = 2.4332 miles
Start: 13:54 Flag 14:03 End: 14:05

BMCRC - MRO Championships 2016 - Rnd 8 @ Brands Hatch GP

DFDS Seaways Yamaha Past Masters & Rookie 400

RACE 8 - SECTOR ANALYSIS

SECTOR 1 = FL to I1, SECTOR 2 = I1 to I2, SECTOR 3 = I2 to FL, DIFF = Difference To Personal Best Lap

P20 31 R4 Andrew LAWRENCE Yamaha - Oaks carpentry

IDEAL LAP TIME : 1:46.718 BEST LAP TIME : 1:47.040 DIFFERENCE : 0.322

LAP	SECTOR 1	SECTOR 2	SECTOR 3	LAP TIME	MPH	DIFF	TIME OF DAY
1 -		48.787	***24.869***	2:21.897	61.73	34.857	13:56:54.130
2 -	34.052	48.378	24.960	1:47.390 **(3)**	81.57	0.350	13:58:41.520
3 -	34.009	***48.059***	25.039	1:47.107 **(2)**	81.78	0.067	14:00:28.627
4 -	***33.790***	48.311	24.939	***1:47.040*** **(1)**	***81.83***		***14:02:15.667***
5 -	33.986	48.953	25.013	1:47.952	81.14	0.912	14:04:03.619

P21 5 YPMR Max HOUSE Yamaha -

IDEAL LAP TIME : 1:51.992 BEST LAP TIME : 1:52.479 DIFFERENCE : 0.487

LAP	SECTOR 1	SECTOR 2	SECTOR 3	LAP TIME	MPH	DIFF	TIME OF DAY
1 -		51.319	26.498	1:59.829	73.10	7.350	13:56:32.062
2 -	***35.141***	50.820	26.518	***1:52.479*** **(1)**	***77.87***		***13:58:24.541***
3 -	35.251	52.479	26.661	1:54.391	76.57	1.912	14:00:18.932
4 -	35.287	***50.619***	26.769	1:52.675 **(2)**	77.74	0.196	14:02:11.607
5 -	35.619	51.058	***26.232***	1:52.909 **(3)**	77.58	0.430	14:04:04.516

P22 32 R4 Paul HANTON Yamaha - Oaks carpentry

IDEAL LAP TIME : 1:45.852 BEST LAP TIME : 1:46.637 DIFFERENCE : 0.785

LAP	SECTOR 1	SECTOR 2	SECTOR 3	LAP TIME	MPH	DIFF	TIME OF DAY
1 -		49.400	25.242	2:23.923	60.86	37.286	13:56:56.156
2 -	***33.597***	48.036	25.132	1:46.765 **(3)**	82.04	0.128	13:58:42.921
3 -	36.826	***47.436***	***24.819***	1:49.081	80.30	2.444	14:00:32.002
4 -	34.021	47.495	25.142	1:46.658 **(2)**	82.13	0.021	14:02:18.660
5 -	34.064	47.688	24.885	***1:46.637*** **(1)**	***82.14***		***14:04:05.297***

P23 107 R4 George SHEEN Kawaski - Sheen racing

IDEAL LAP TIME : 1:46.127 BEST LAP TIME : 1:46.321 DIFFERENCE : 0.194

LAP	SECTOR 1	SECTOR 2	SECTOR 3	LAP TIME	MPH	DIFF	TIME OF DAY
1 -		49.571	26.103	2:25.500	60.20	39.179	13:56:57.733
2 -	33.614	48.364	25.538	1:47.516 **(3)**	81.47	1.195	13:58:45.249
3 -	33.670	48.861	25.518	1:48.049	81.07	1.728	14:00:33.298
4 -	***33.367***	47.562	25.392	***1:46.321*** **(1)**	***82.39***		***14:02:19.619***
5 -	33.600	***47.453***	***25.307***	1:46.360 **(2)**	82.36	0.039	14:04:05.979

P24 188 R4 Lydia THOMPSON Kawasaki - Flintstone Racing - David Simons Tuning

IDEAL LAP TIME : 1:46.847 BEST LAP TIME : 1:46.860 DIFFERENCE : 0.013

LAP	SECTOR 1	SECTOR 2	SECTOR 3	LAP TIME	MPH	DIFF	TIME OF DAY
1 -		49.155	25.071	2:23.014	61.25	36.154	13:56:55.247
2 -	***33.881***	48.102	27.666	1:49.649	79.88	2.789	13:58:44.896
3 -	35.256	48.993	25.148	1:49.397 **(3)**	80.07	2.537	14:00:34.293
4 -	33.894	***47.955***	***25.011***	***1:46.860*** **(1)**	***81.97***		***14:02:21.153***
5 -	34.543	48.095	25.298	1:47.936 **(2)**	81.15	1.076	14:04:09.089

P25 190 R4 Steve RAPA Honda - Castech developments

IDEAL LAP TIME : 1:47.412 BEST LAP TIME : 1:47.777 DIFFERENCE : 0.365

LAP	SECTOR 1	SECTOR 2	SECTOR 3	LAP TIME	MPH	DIFF	TIME OF DAY
1 -		49.069	25.902	2:24.561	60.59	36.784	13:56:56.794
2 -	34.411	48.783	***25.294***	1:48.488 **(3)**	80.74	0.711	13:58:45.282
3 -	35.253	48.789	25.474	1:49.516	79.98	1.739	14:00:34.798
4 -	***34.253***	***47.865***	25.659	***1:47.777*** **(1)**	***81.27***		***14:02:22.575***
5 -	34.410	48.314	25.514	1:48.238 **(2)**	80.93	0.461	14:04:10.813

P26 41 YPM David ABRAHAM Yamaha - Cambridge Motorcycles

IDEAL LAP TIME : 1:53.371 BEST LAP TIME : 1:53.763 DIFFERENCE : 0.392

LAP	SECTOR 1	SECTOR 2	SECTOR 3	LAP TIME	MPH	DIFF	TIME OF DAY

Weather / Track : Cloudy / Dry

Brands Hatch GP
Circuit Length = 2.4332 miles
Start: 13:54 Flag 14:03 End: 14:05

BMCRC - MRO Championships 2016 - Rnd 8 @ Brands Hatch GP

DFDS Seaways Yamaha Past Masters & Rookie 400

RACE 8 - SECTOR ANALYSIS

SECTOR 1 = FL to I1, SECTOR 2 = I1 to I2, SECTOR 3 = I2 to FL, DIFF = Difference To Personal Best Lap

1 -		51.405	***26.821***	2:02.424	71.55	8.661	13:56:34.657
2 -	***35.853***	***50.697***	27.213	***1:53.763*** **(1)**	***77.00***		***13:58:28.420***
3 -	36.212	51.496	27.572	1:55.280 **(3)**	75.98	1.517	14:00:23.700
4 -	36.535	51.936	27.300	1:55.771	75.66	2.008	14:02:19.471
5 -	36.341	51.060	27.167	1:54.568 **(2)**	76.45	0.805	14:04:14.039

P27 11 YPMR Paul MIDDLETON

Yamaha - Neil Zwartouw Carpentry

IDEAL LAP TIME : 1:53.672 BEST LAP TIME : 1:55.242 DIFFERENCE : 1.570

LAP	SECTOR 1	SECTOR 2	SECTOR 3	LAP TIME	MPH	DIFF	TIME OF DAY
1 -		***51.005***	***26.443***	2:00.599	72.63	5.357	13:56:32.832
2 -	36.558	51.080	27.604	***1:55.242*** **(1)**	***76.01***		***13:58:28.074***
3 -	***36.224***	51.025	28.674	1:55.923 **(2)**	75.56	0.681	14:00:23.997
4 -	36.727	52.217	27.348	1:56.292 **(3)**	75.32	1.050	14:02:20.289
5 -	37.409	51.552	27.806	1:56.767	75.01	1.525	14:04:17.056

P28 42 R4 David ATKINS

Kawasaki -

IDEAL LAP TIME : 1:49.043 BEST LAP TIME : 1:49.330 DIFFERENCE : 0.287

LAP	SECTOR 1	SECTOR 2	SECTOR 3	LAP TIME	MPH	DIFF	TIME OF DAY
1 -		49.868	26.951	2:28.724	58.89	39.394	13:57:00.957
2 -	33.924	***49.656***	***25.750***	***1:49.330*** **(1)**	***80.12***		***13:58:50.287***
3 -	34.351	51.422	26.113	1:51.886	78.29	2.556	14:00:42.173
4 -	***33.637***	50.692	26.018	1:50.347 **(2)**	79.38	1.017	14:02:32.520
5 -	34.607	49.700	26.640	1:50.947 **(3)**	78.95	1.617	14:04:23.467

P29 89 YPMR Andrew TEMPEST

Yamaha -

IDEAL LAP TIME : 1:54.889 BEST LAP TIME : 1:55.616 DIFFERENCE : 0.727

LAP	SECTOR 1	SECTOR 2	SECTOR 3	LAP TIME	MPH	DIFF	TIME OF DAY
1 -		54.456	28.735	2:09.366	67.71	13.750	13:56:41.599
2 -	37.762	53.636	28.809	2:00.207	72.87	4.591	13:58:41.806
3 -	37.143	***51.493***	***27.294***	1:55.930 **(3)**	75.56	0.314	14:00:37.736
4 -	***36.102***	52.001	27.745	1:55.848 **(2)**	75.61	0.232	14:02:33.584
5 -	36.588	51.622	27.406	***1:55.616*** **(1)**	***75.76***		***14:04:29.200***

P30 311 R4 Chris LAMBOURNE

Kawasaki - Hastings m/cycle centre

IDEAL LAP TIME : 1:53.646 BEST LAP TIME : 1:53.905 DIFFERENCE : 0.259

LAP	SECTOR 1	SECTOR 2	SECTOR 3	LAP TIME	MPH	DIFF	TIME OF DAY
1 -		52.008	27.620	2:31.297	57.89	37.392	13:57:03.530
2 -	36.515	51.840	27.457	1:55.812	75.63	1.907	13:58:59.342
3 -	36.126	51.420	27.361	1:54.907 **(3)**	76.23	1.002	14:00:54.249
4 -	***35.703***	***51.170***	27.032	***1:53.905*** **(1)**	***76.90***		***14:02:48.154***
5 -	36.031	51.233	***26.773***	1:54.037 **(2)**	76.81	0.132	14:04:42.191

P31 90 YPMC Mark ELLERAY

Yamaha - Abbot Solutions Ltd

IDEAL LAP TIME : 1:59.521 BEST LAP TIME : 1:59.966 DIFFERENCE : 0.445

LAP	SECTOR 1	SECTOR 2	SECTOR 3	LAP TIME	MPH	DIFF	TIME OF DAY
1 -		54.415	***28.130***	2:09.058	67.87	9.092	13:56:41.291
2 -	38.325	***53.865***	28.417	2:00.607 **(3)**	72.63	0.641	13:58:41.898
3 -	39.252	55.444	28.471	2:03.167	71.12	3.201	14:00:45.065
4 -	38.258	53.992	28.328	2:00.578 **(2)**	72.64	0.612	14:02:45.643
5 -	***37.526***	54.134	28.306	***1:59.966*** **(1)**	***73.01***		***14:04:45.609***

P32 27 YPMC David PATERSON

Yamaha - Arnold Self Drive

IDEAL LAP TIME : 1:59.503 BEST LAP TIME : 1:59.503 DIFFERENCE : 0.000

LAP	SECTOR 1	SECTOR 2	SECTOR 3	LAP TIME	MPH	DIFF	TIME OF DAY
1 -		54.570	27.986	2:08.211	68.32	8.708	13:56:40.444
2 -	38.471	53.918	28.362	2:00.751 **(2)**	72.54	1.248	13:58:41.195
3 -	39.290	55.683	28.342	2:03.315	71.03	3.812	14:00:44.510
4 -	39.227	54.499	28.008	2:01.734 **(3)**	71.95	2.231	14:02:46.244

Weather / Track : Cloudy / Dry

Brands Hatch GP
Circuit Length = 2.4332 miles
Start: 13:54 Flag 14:03 End: 14:05

BMCRC - MRO Championships 2016 - Rnd 8 @ Brands Hatch GP

DFDS Seaways Yamaha Past Masters & Rookie 400

RACE 8 - SECTOR ANALYSIS

SECTOR 1 = FL to I1, SECTOR 2 = I1 to I2, SECTOR 3 = I2 to FL, DIFF = Difference To Personal Best Lap

5 -	***37.968***	***53.819***	***27.716***	***1:59.503***	**(1)**	***73.30***	***14:04:45.747***

P33 53 R4 Robert STEWART Kawasaki -

IDEAL LAP TIME : 1:55.828 BEST LAP TIME : 1:56.494 DIFFERENCE : 0.666

LAP	SECTOR 1	SECTOR 2	SECTOR 3	LAP TIME		MPH	DIFF	TIME OF DAY
1 -		54.395	27.065	2:34.927		56.54	38.433	13:57:07.160
2 -	38.719	***52.526***	27.280	1:58.525		73.90	2.031	13:59:05.685
3 -	37.584	53.110	***27.029***	1:57.723	**(3)**	74.41	1.229	14:01:03.408
4 -	36.885	52.857	27.249	1:56.991	**(2)**	74.87	0.497	14:03:00.399
5 -	***36.273***	52.966	27.255	***1:56.494***	**(1)**	***75.19***		***14:04:56.893***

P34 17 R4 Andrew POCOCK Honda -

IDEAL LAP TIME : 1:56.867 BEST LAP TIME : 1:56.903 DIFFERENCE : 0.036

LAP	SECTOR 1	SECTOR 2	SECTOR 3	LAP TIME		MPH	DIFF	TIME OF DAY
1 -		54.149	28.369	2:35.563		56.31	38.660	13:57:07.796
2 -	37.217	54.201	27.499	1:58.917	**(3)**	73.66	2.014	13:59:06.713
3 -	37.495	***53.000***	27.125	1:57.620	**(2)**	74.47	0.717	14:01:04.333
4 -	***36.793***	53.036	***27.074***	***1:56.903***	**(1)**	***74.93***		***14:03:01.236***
5 -	37.014	54.903	27.651	1:59.568		73.26	2.665	14:05:00.804

P35 25 YPMR Allan SEXTON Yamaha - Poole Motorcycles Ltd

IDEAL LAP TIME : 2:13.450 BEST LAP TIME : 2:14.690 DIFFERENCE : 1.240

LAP	SECTOR 1	SECTOR 2	SECTOR 3	LAP TIME		MPH	DIFF	TIME OF DAY
1 -		1:04.071	***30.361***	2:29.610		58.55	14.920	13:57:01.843
2 -	***41.719***	***1:01.370***	31.601	***2:14.690***	**(1)**	***65.03***		***13:59:16.533***
3 -	43.105	1:02.381	31.582	2:17.068	**(3)**	63.90	2.378	14:01:33.601
4 -	43.449	1:02.211	31.079	2:16.739	**(2)**	64.06	2.049	14:03:50.340

P36 132 YPMR Sarah ENGLISH Yamaha -

IDEAL LAP TIME : 2:18.731 BEST LAP TIME : 2:19.287 DIFFERENCE : 0.556

LAP	SECTOR 1	SECTOR 2	SECTOR 3	LAP TIME		MPH	DIFF	TIME OF DAY
1 -		1:05.251	32.165	2:30.683		58.13	11.396	13:57:02.916
2 -	45.094	***1:03.125***	31.068	***2:19.287***	**(1)**	***62.89***		***13:59:22.203***
3 -	45.191	1:03.625	***30.968***	2:19.784	**(3)**	62.66	0.497	14:01:41.987
4 -	***44.638***	1:03.853	31.255	2:19.746	**(2)**	62.68	0.459	14:04:01.733

P37 63 YPMC Stephen JOHNSON Yamaha -

IDEAL LAP TIME : 1:58.741 BEST LAP TIME : 1:59.776 DIFFERENCE : 1.035

LAP	SECTOR 1	SECTOR 2	SECTOR 3	LAP TIME		MPH	DIFF	TIME OF DAY
1 -		***53.257***	***27.665***	2:07.184	**(2)**	68.87	7.408	13:56:39.417
2 -	***37.819***	53.982	27.975	***1:59.776***	**(1)**	***73.13***		***13:58:39.193***

Weather / Track : Cloudy / Dry

Brands Hatch GP
Circuit Length = 2.4332 miles
Start: 13:54 Flag 14:03 End: 14:05

BMCRC - MRO Championships 2016 - Rnd 8 @ Brands Hatch GP

DFDS Seaways Yamaha Past Masters & Rookie 400

RACE 8 - BEST SECTORS

	SECTOR 1			SECTOR 2			SECTOR 3			IDEAL / BEST COMPARISON					
POS	NO	NAME	TIME	NO	NAME	TIME	NO	NAME	TIME	POS	NO	NAME	IDEAL	BEST	DIFF
												PERFECT LAP	1:41.714		
1	1	BARBER	31.829	1	BARBER	45.716	138	WOOD	24.169	1	1	BARBER	1:41.756	1:42.124	0.368
2	226	HARTGROVE	32.047	226	HARTGROVE	45.825	1	BARBER	24.211	2	138	WOOD	1:42.452	1:42.905	0.453
3	138	WOOD	32.265	138	WOOD	46.018	45	MOORE	24.713	3	226	HARTGROVE	1:42.669	1:42.677	0.008
4	48	TAYLOR	32.421	13	EDMONDSON	46.213	48	TAYLOR	24.742	4	13	EDMONDSON	1:43.501	1:43.955	0.454
5	13	EDMONDSON	32.501	48	TAYLOR	46.346	13	EDMONDSON	24.787	5	48	TAYLOR	1:43.509	1:43.708	0.199
6	33	GYTE	32.934	45	MOORE	46.380	226	HARTGROVE	24.797	6	45	MOORE	1:44.133	1:44.408	0.275
7	22	BALLERINI	32.961	33	GYTE	46.650	32	HANTON	24.819	7	33	GYTE	1:44.584	1:45.145	0.561
8	175	JOHNSON	33.011	18	PRENTICE	47.147	31	LAWRENCE	24.869	8	81	GRANT	1:45.359	1:45.554	0.195
9	45	MOORE	33.040	175	JOHNSON	47.209	29	HARWOOD	24.944	9	22	BALLERINI	1:45.399	1:45.674	0.275
10	81	GRANT	33.066	81	GRANT	47.234	33	GYTE	25.000	10	175	JOHNSON	1:45.460	1:45.460	0.000
11	107	SHEEN	33.367	22	BALLERINI	47.307	188	THOMPSON	25.011	11	18	PRENTICE	1:45.764	1:45.916	0.152
12	28	MANNERING	33.385	29	HARWOOD	47.329	81	GRANT	25.059	12	32	HANTON	1:45.852	1:46.637	0.785
13	18	PRENTICE	33.556	32	HANTON	47.436	18	PRENTICE	25.061	13	29	HARWOOD	1:46.006	1:46.044	0.038
14	32	HANTON	33.597	107	SHEEN	47.453	22	BALLERINI	25.131	14	107	SHEEN	1:46.127	1:46.321	0.194
15	42	ATKINS	33.637	28	MANNERING	47.710	175	JOHNSON	25.240	15	28	MANNERING	1:46.408	1:46.580	0.172
16	29	HARWOOD	33.733	74	WHITBY	47.839	190	RAPA	25.294	16	31	LAWRENCE	1:46.718	1:47.040	0.322
17	31	LAWRENCE	33.790	190	RAPA	47.865	107	SHEEN	25.307	17	188	THOMPSON	1:46.847	1:46.860	0.013
18	74	WHITBY	33.832	188	THOMPSON	47.955	28	MANNERING	25.313	18	74	WHITBY	1:47.039	1:47.052	0.013
19	58	REDHEAD	33.861	31	LAWRENCE	48.059	74	WHITBY	25.368	19	190	RAPA	1:47.412	1:47.777	0.365
20	188	THOMPSON	33.881	58	REDHEAD	48.584	58	REDHEAD	25.452	20	58	REDHEAD	1:47.897	1:48.286	0.389
21	100	HALIL	34.125	2	HUFF	49.231	42	ATKINS	25.750	21	42	ATKINS	1:49.043	1:49.330	0.287
22	2	HUFF	34.142	34	EWENS	49.647	83	HUTCHEON	25.765	22	2	HUFF	1:49.578	1:50.047	0.469
23	190	RAPA	34.253	42	ATKINS	49.656	100	HALIL	25.968	23	100	HALIL	1:49.752	1:49.792	0.040
24	34	EWENS	34.652	100	HALIL	49.659	2	HUFF	26.205	24	83	HUTCHEON	1:50.100	1:50.318	0.218
25	83	HUTCHEON	34.656	83	HUTCHEON	49.679	5	HOUSE	26.232	25	34	EWENS	1:50.624	1:51.513	0.889
26	5	HOUSE	35.141	5	HOUSE	50.619	34	EWENS	26.325	26	5	HOUSE	1:51.992	1:52.479	0.487
27	311	LAMBOURNE	35.703	41	ABRAHAM	50.697	11	MIDDLETON	26.443	27	41	ABRAHAM	1:53.371	1:53.763	0.392
28	41	ABRAHAM	35.853	11	MIDDLETON	51.005	311	LAMBOURNE	26.773	28	311	LAMBOURNE	1:53.646	1:53.905	0.259
29	89	TEMPEST	36.102	311	LAMBOURNE	51.170	41	ABRAHAM	26.821	29	11	MIDDLETON	1:53.672	1:55.242	1.570
30	11	MIDDLETON	36.224	89	TEMPEST	51.493	53	STEWART	27.029	30	89	TEMPEST	1:54.889	1:55.616	0.727
31	53	STEWART	36.273	53	STEWART	52.526	17	POCOCK	27.074	31	53	STEWART	1:55.828	1:56.494	0.666
32	17	POCOCK	36.793	17	POCOCK	53.000	89	TEMPEST	27.294	32	17	POCOCK	1:56.867	1:56.903	0.036
33	90	ELLERAY	37.526	63	JOHNSON	53.257	63	JOHNSON	27.665	33	63	JOHNSON	1:58.741	1:59.776	1.035
34	63	JOHNSON	37.819	27	PATERSON	53.819	27	PATERSON	27.716	34	27	PATERSON	1:59.503	1:59.503	0.000
35	27	PATERSON	37.968	90	ELLERAY	53.865	90	ELLERAY	28.130	35	90	ELLERAY	1:59.521	1:59.966	0.445
36	25	SEXTON	41.719	25	SEXTON	1:01.370	25	SEXTON	30.361	36	25	SEXTON	2:13.450	2:14.690	1.240
37	132	ENGLISH	44.638	132	ENGLISH	1:03.125	132	ENGLISH	30.968	37	132	ENGLISH	2:18.731	2:19.287	0.556
38															

Weather / Track : Cloudy / Dry

Brands Hatch GP
Circuit Length = 2.4332 miles
Start: 13:54 Flag 14:03 End: 14:05

Results can be found at www.tsl-timing.com

Printed - 14:06 Sunday, 21 August 2016

BMCRC - MRO Championships 2016 - Rnd 8 @ Brands Hatch GP

DFDS Seaways Yamaha Past Masters & Rookie 400

RACE 19 - CLASSIFICATION

POS	NO	CL	PIC	NAME	ENTRY	LAPS	TIME	GAP	DIFF	MPH	BEST	ON
1	1	YPM	1	Matt BARBER	Yamaha -	5	8:41.949			83.91	1:42.773	4
2	13	YPM	2	Doug EDMONDSON	Yamaha - Wave Racing Developments	5	8:45.473	3.524	3.524	83.35	1:43.704	3
3	48	YPM	3	Mark TAYLOR	Yamaha - B K NOLTE contracts limited	5	8:47.260	5.311	1.787	83.06	1:43.774	2
4	33	YPM	4	Sacha GYTE	Yamaha -	5	8:57.119	15.170	9.859	81.54	1:45.562	4
5	22	YPM	5	Rik BALLERINI	Yamaha - SCLS LTD Knight Road Racing	5	8:58.518	16.569	1.399	81.33	1:46.306	4
6	45	YPM	6	Peter MOORE	Yamaha - Curphs Cuttings	5	8:58.670	16.721	0.152	81.30	1:45.542	4
7	29	YPMC	1	Giles HARWOOD	Yamaha -	5	8:58.782	16.833	0.112	81.29	1:45.361	4
8	175	YPM	7	Anthony JOHNSON	Yamaha -	5	8:59.169	17.220	0.387	81.23	1:46.100	4
9	81	YPM	8	Scott GRANT	Yamaha - SEAGER engineering/ Motaa Cycle Parts	5	8:59.276	17.327	0.107	81.21	1:45.939	4
10	18	YPM	9	Marc PRENTICE	Yamaha - Mungo Marine Ltd	5	8:59.407	17.458	0.131	81.19	1:45.962	4
11	58	YPMC	2	Steve REDHEAD	Yamaha - Binx Racing	5	9:06.423	24.474	7.016	80.15	1:47.445	4
12	28	YPM	10	Peter MANNERING	Yamaha - Mbc dispatch	5	9:06.735	24.786	0.312	80.11	1:47.196	5
13	74	YPM	11	Paul WHITBY	Yamaha - Prestige Decor Ltd	5	9:07.219	25.270	0.484	80.03	1:47.930	5
14	226	R4	1	Adam HARTGROVE	Kawasaki -	5	9:22.162	40.213	14.943	77.91	1:43.287	5
15	138	R4	2	Hayden WOOD	Kawasaki -	5	9:22.764	40.815	0.602	77.82	1:43.734	4
16	2	YPMC	3	Lee HUFF	Yamaha -	5	9:25.897	43.948	3.133	77.39	1:51.314	2
17	41	YPM	12	David ABRAHAM	Yamaha - Cambridge Motorcycles	5	9:26.127	44.178	0.230	77.36	1:51.615	2
18	83	YPMC	4	Malcolm HUTCHEON	Yamaha -	5	9:26.149	44.200	0.022	77.36	1:50.935	3
19	100	YPM	13	Denis HALIL	Yamaha -	5	9:26.393	44.444	0.244	77.33	1:51.459	3
20	34	YPMR	1	Mark EWENS	Yamaha -	5	9:28.372	46.423	1.979	77.06	1:51.051	4
21	38	YPM	14	Michael WAKE	Yamaha - Tony's Big Bikes	5	9:28.726	46.777	0.354	77.01	1:51.423	4
22	11	YPMR	2	Paul MIDDLETON	Yamaha - Neil Zwartouw Carpentry	5	9:29.964	48.015	1.238	76.84	1:51.712	2
23	5	YPMR	3	Max HOUSE	Yamaha -	5	9:39.476	57.527	9.512	75.58	1:53.347	4
24	31	R4	3	Andrew LAWRENCE	Yamaha - Oaks carpentry	5	9:41.085	59.136	1.609	75.37	1:46.679	5
25	32	R4	4	Paul HANTON	Yamaha - Oaks carpentry	5	9:41.178	59.229	0.093	75.36	1:46.611	5
26	188	R4	5	Lydia THOMPSON	Kawasaki - Flintstone Racing - David Simons Tuning	5	9:48.484	1:06.535	7.306	74.42	1:47.041	4
27	89	YPMR	4	Andrew TEMPEST	Yamaha -	5	9:50.111	1:08.162	1.627	74.22	1:55.705	2
28	190	R4	6	Steve RAPA	Honda - Castech developments	5	9:54.148	1:12.199	4.037	73.71	1:48.541	5
29	42 *	R4	7	David ATKINS	Kawasaki -	5	10:04.655	1:22.706	10.507	72.43	1:49.162	5
30	27	YPMC	5	David PATERSON	Yamaha - Arnold Self Drive	5	10:16.153	1:34.204	11.498	71.08	2:01.149	5
31	311	R4	8	Chris LAMBOURNE	Kawasaki - Hastings m/cycle centre	5	10:19.797	1:37.848	3.644	70.66	1:54.150	5
32	17	R4	9	Andrew POCOCK	Honda -	4	8:41.594	1 Lap	1 Lap	67.17	1:58.847	4
33	53 *	R4	10	Robert STEWART	Kawasaki -	4	8:57.554	1 Lap	15.960	65.18	1:59.068	4
34	25	YPMR	5	Allan SEXTON	Yamaha - Poole Motorcycles Ltd	4	9:01.799	1 Lap	4.245	64.67	2:11.295	4
35	132	YPMR	6	Sarah ENGLISH	Yamaha -	4	9:26.209	1 Lap	24.410	61.88	2:18.241	4

NOT CLASSIFIED

DNF	107	R4	George SHEEN	Kawaski - Sheen racing	0	

FASTEST LAP

1	YPM	Matt BARBER	Yamaha -	4	1:42.773	85.23 mph	137.17 kph
226	R4	Adam HARTGROVE	Kawasaki -	5	1:43.287	84.81 mph	136.48 kph
29	YPMC	Giles HARWOOD	Yamaha -	4	1:45.361	83.14 mph	133.80 kph
34	YPMR	Mark EWENS	Yamaha -	4	1:51.051	78.88 mph	126.94 kph

*** No. 42 & 53 - 10 second penalty - jump start**
Class YPM - 90% of Race Speed = 75.51 mph
Class YPMC - 90% of Race Speed = 73.16 mph
Class R4 - 90% of Race Speed = 70.11 mph
Class YPMR - 90% of Race Speed = 69.35 mph

Brands Hatch GP
Circuit Length = 2.4332 miles
Start: 16:53 Flag 17:02 End: 17:04

Weather / Track : Cloudy / Dry

These results are provisional until the conclusion of any judicial and technical matters.

Clerk Of Course :		Timekeeper :

Results can be found at www.tsl-timing.com

Printed - 17:04 Sunday, 21 August 2016

BMCRC - MRO Championships 2016 - Rnd 8 @ Brands Hatch GP

DFDS Seaways Yamaha Past Masters & Rookie 400

RACE 19 - LAP CHART

LAP 1 @ 16:55:31.362

NO	BEHIND	LAP TIME
48		1:48.617
13	0.081	1:48.698
1	0.334	1:48.951
22	3.553	1:52.170
81	3.798	1:52.415
33	3.904	1:52.521
29	4.068	1:52.685
18	4.803	1:53.420
175	4.825	1:53.442
45	4.956	1:53.573
74	5.670	1:54.287
28	6.747	1:55.364
58	6.839	1:55.456
2	9.098	1:57.715
100	9.874	1:58.491
41	10.115	1:58.732
34	10.852	1:59.469
83	11.951	2:00.568
11	12.498	2:01.115
5	13.231	2:01.848
38	13.291	2:01.908
89	17.597	2:06.214
27	18.326	2:06.943
25	31.302	2:19.919
138	38.356	2:26.973
226	38.590	2:27.207
132	39.485	2:28.102
31	40.976	2:29.593
188	43.363	2:31.980
42	43.625	2:32.242
32	43.687	2:32.304
190	45.828	2:34.445
311	51.452	2:40.069
53	54.296	2:42.913
17	54.599	2:43.216

LAP 2 @ 16:57:15.136

NO	BEHIND	LAP TIME
48		1:43.774
13	0.318	1:44.011
1	0.598	1:44.038
22	6.182	1:46.403
33	6.551	1:46.421
29	6.692	1:46.398
81	6.950	1:46.926
175	7.384	1:46.333
45	7.423	1:46.241
18	7.593	1:46.564
74	10.394	1:48.498
28	10.653	1:47.680
58	10.768	1:47.703
2	16.638	1:51.314
41	17.956	1:51.615
100	18.417	1:52.317
83	20.237	1:52.060
34	20.284	1:53.206
11	20.436	1:51.712
38	20.948	1:51.431
5	24.061	1:54.604
89	29.528	1:55.705
27	36.695	2:02.143
138	38.551	1:43.969
226	38.758	1:43.942
31	45.316	1:48.114
188	47.600	1:48.011
32	47.658	1:47.745
190	53.066	1:51.012
42	53.144	1:53.293
25	1:02.846	2:15.318
311	1:03.516	1:55.838
17	1:10.482	1:59.657
53	1:12.850	2:02.328
132	1:16.017	2:20.306

LAP 3 @ 16:58:58.708

NO	BEHIND	LAP TIME
1		1:42.974
48	0.227	1:43.799
13	0.450	1:43.704
22	9.244	1:46.634
29	9.499	1:46.379
33	9.872	1:46.893
81	10.036	1:46.658
175	10.372	1:46.560
45	10.496	1:46.645
18	10.737	1:46.716
74	15.181	1:48.359
28	15.336	1:48.255
58	15.396	1:48.200
2	24.952	1:51.886
41	26.105	1:51.721
100	26.304	1:51.459
83	27.600	1:50.935
34	29.459	1:52.747
38	29.755	1:52.379
11	30.042	1:53.178
5	35.459	1:54.970
138	38.994	1:44.015
226	39.206	1:44.020
89	42.161	1:56.205
31	50.184	1:48.440
32	50.906	1:46.820
188	54.679	1:50.651
27	57.201	2:04.078
190	59.623	1:50.129
42	59.709	1:50.137
311	1:14.954	1:55.010
17	1:26.784	1:59.874
53	1:32.523	2:03.245
25	1:34.541	2:15.267

LAP 4 @ 17:00:41.481

NO	BEHIND	LAP TIME
1		1:42.773
13	2.049	1:44.372
48	2.573	1:45.119
132	1 Lap	2:19.560
29	12.087	1:45.361
33	12.661	1:45.562
22	12.777	1:46.306
81	13.202	1:45.939
45	13.265	1:45.542
175	13.699	1:46.100
18	13.926	1:45.962
58	20.068	1:47.445
74	20.553	1:48.145
28	20.803	1:48.240
2	34.490	1:52.311
41	35.300	1:51.968
100	35.441	1:51.910
83	36.379	1:51.552
34	37.737	1:51.051
38	38.405	1:51.423
11	39.221	1:51.952
138	39.955	1:43.734
226	40.139	1:43.706
5	46.033	1:53.347
89	55.167	1:55.779
31	55.670	1:48.259
32	55.831	1:47.698
188	58.947	1:47.041
42	1:06.757	1:49.821
190	1:06.871	1:50.021
27	1:16.268	2:01.840
311	1:26.911	1:54.730
17	1:42.858	1:58.847

LAP 5 @ 17:02:24.694

NO	BEHIND	LAP TIME
1		1:43.213
13	3.524	1:44.688
48	5.311	1:45.951
53	1 Lap	1:59.068
33	15.170	1:45.722
22	16.569	1:47.005
45	16.721	1:46.669
29	16.833	1:47.959
175	17.220	1:46.734
81	17.327	1:47.338
18	17.458	1:46.745
25	1 Lap	2:11.295
58	24.474	1:47.619
28	24.786	1:47.196
74	25.270	1:47.930
226	40.213	1:43.287
138	40.815	1:44.073
2	43.948	1:52.671
41	44.178	1:52.091
83	44.200	1:51.034
132	1 Lap	2:18.241
100	44.444	1:52.216
34	46.423	1:51.899
38	46.777	1:51.585
11	48.015	1:52.007
5	57.527	1:54.707
31	59.136	1:46.679
32	59.229	1:46.611
188	1:06.535	1:50.801
89	1:08.162	1:56.208
190	1:12.199	1:48.541
42	1:12.706	1:49.162
27	1:34.204	2:01.149
311	1:37.848	1:54.150

Weather / Track : Cloudy / Dry

Brands Hatch GP
Circuit Length = 2.4332 miles
Start: 16:53 Flag 17:02 End: 17:04

Results can be found at www.tsl-timing.com

Printed - 17:06 Sunday, 21 August 2016

BMCRC - MRO Championships 2016 - Rnd 8 @ Brands Hatch GP

DFDS Seaways Yamaha Past Masters & Rookie 400

RACE 19 - SECTOR ANALYSIS

SECTOR 1 = FL to I1, SECTOR 2 = I1 to I2, SECTOR 3 = I2 to FL, DIFF = Difference To Personal Best Lap

P1 1 YPM Matt BARBER Yamaha -

IDEAL LAP TIME : 1:42.438 BEST LAP TIME : 1:42.773 DIFFERENCE : 0.335

LAP	SECTOR 1	SECTOR 2	SECTOR 3	LAP TIME	MPH	DIFF	TIME OF DAY
1 -			24.735	1:48.951	80.40	6.178	16:55:31.696
2 -	32.406	46.675	24.957	1:44.038	84.19	1.265	16:57:15.734
3 -	32.281	46.109	24.584	1:42.974 (2)	85.06	0.201	16:58:58.708
4 -	***31.977***	46.315	***24.481***	***1:42.773*** (1)	***85.23***		***17:00:41.481***
5 -	32.596	***45.980***	24.637	1:43.213 (3)	84.87	0.440	17:02:24.694

P2 13 YPM Doug EDMONDSON Yamaha - Wave Racing Developments

IDEAL LAP TIME : 1:43.340 BEST LAP TIME : 1:43.704 DIFFERENCE : 0.364

LAP	SECTOR 1	SECTOR 2	SECTOR 3	LAP TIME	MPH	DIFF	TIME OF DAY
1 -			24.886	1:48.698	80.58	4.994	16:55:31.443
2 -	32.566	46.738	***24.707***	1:44.011 (2)	84.22	0.307	16:57:15.454
3 -	32.392	***46.482***	24.830	***1:43.704*** (1)	***84.46***		***16:58:59.158***
4 -	32.540	46.741	25.091	1:44.372 (3)	83.92	0.668	17:00:43.530
5 -	***32.151***	46.929	25.608	1:44.688	83.67	0.984	17:02:28.218

P3 48 YPM Mark TAYLOR Yamaha - B K NOLTE contracts limited

IDEAL LAP TIME : 1:43.658 BEST LAP TIME : 1:43.774 DIFFERENCE : 0.116

LAP	SECTOR 1	SECTOR 2	SECTOR 3	LAP TIME	MPH	DIFF	TIME OF DAY
1 -			24.958	1:48.617	80.64	4.843	16:55:31.362
2 -	32.524	***46.375***	24.875	***1:43.774*** (1)	***84.41***		***16:57:15.136***
3 -	***32.499***	46.516	***24.784***	1:43.799 (2)	84.39	0.025	16:58:58.935
4 -	32.552	46.897	25.670	1:45.119 (3)	83.33	1.345	17:00:44.054
5 -	32.721	47.348	25.882	1:45.951	82.67	2.177	17:02:30.005

P4 33 YPM Sacha GYTE Yamaha -

IDEAL LAP TIME : 1:45.386 BEST LAP TIME : 1:45.562 DIFFERENCE : 0.176

LAP	SECTOR 1	SECTOR 2	SECTOR 3	LAP TIME	MPH	DIFF	TIME OF DAY
1 -			***25.164***	1:52.521	77.85	6.959	16:55:35.266
2 -	33.200	47.783	25.438	1:46.421 (3)	82.31	0.859	16:57:21.687
3 -	33.263	48.363	25.267	1:46.893	81.94	1.331	16:59:08.580
4 -	33.158	***47.147***	25.257	***1:45.562*** (1)	***82.98***		***17:00:54.142***
5 -	***33.075***	47.275	25.372	1:45.722 (2)	82.85	0.160	17:02:39.864

P5 22 YPM Rik BALLERINI Yamaha - SCLS LTD Knight Road Racing

IDEAL LAP TIME : 1:45.571 BEST LAP TIME : 1:46.306 DIFFERENCE : 0.735

LAP	SECTOR 1	SECTOR 2	SECTOR 3	LAP TIME	MPH	DIFF	TIME OF DAY
1 -			25.550	1:52.170	78.09	5.864	16:55:34.915
2 -	***33.110***	47.950	25.343	1:46.403 (2)	82.32	0.097	16:57:21.318
3 -	33.323	48.055	25.256	1:46.634 (3)	82.14	0.328	16:59:07.952
4 -	33.264	47.951	***25.091***	***1:46.306*** (1)	***82.40***		***17:00:54.258***
5 -	33.970	***47.370***	25.665	1:47.005	81.86	0.699	17:02:41.263

P6 45 YPM Peter MOORE Yamaha - Curphs Cuttings

IDEAL LAP TIME : 1:45.542 BEST LAP TIME : 1:45.542 DIFFERENCE : 0.000

LAP	SECTOR 1	SECTOR 2	SECTOR 3	LAP TIME	MPH	DIFF	TIME OF DAY
1 -			25.022	1:53.573	77.12	8.031	16:55:36.318
2 -	33.651	47.635	24.955	1:46.241 (2)	82.45	0.699	16:57:22.559
3 -	33.606	48.251	24.788	1:46.645 (3)	82.14	1.103	16:59:09.204
4 -	***33.469***	***47.392***	***24.681***	***1:45.542*** (1)	***82.99***		***17:00:54.746***
5 -	33.585	47.468	25.616	1:46.669	82.12	1.127	17:02:41.415

P7 29 YPMC Giles HARWOOD Yamaha -

IDEAL LAP TIME : 1:45.160 BEST LAP TIME : 1:45.361 DIFFERENCE : 0.201

LAP	SECTOR 1	SECTOR 2	SECTOR 3	LAP TIME	MPH	DIFF	TIME OF DAY

Weather / Track : Cloudy / Dry

Brands Hatch GP
Circuit Length = 2.4332 miles
Start: 16:53 Flag 17:02 End: 17:04

BMCRC - MRO Championships 2016 - Rnd 8 @ Brands Hatch GP

DFDS Seaways Yamaha Past Masters & Rookie 400

RACE 19 - SECTOR ANALYSIS

SECTOR 1 = FL to I1, SECTOR 2 = I1 to I2, SECTOR 3 = I2 to FL, DIFF = Difference To Personal Best Lap

1 -			***24.929***	1:52.685	77.73	7.324	16:55:35.430
2 -	33.704	47.373	25.321	1:46.398 **(3)**	82.33	1.037	16:57:21.828
3 -	***33.264***	47.944	25.171	1:46.379 **(2)**	82.34	1.018	16:59:08.207
4 -	33.315	***46.967***	25.079	***1:45.361*** **(1)**	***83.14***		***17:00:53.568***
5 -	34.887	47.736	25.336	1:47.959	81.14	2.598	17:02:41.527

P8 175 YPM Anthony JOHNSON

Yamaha -

IDEAL LAP TIME : 1:45.780 BEST LAP TIME : 1:46.100 DIFFERENCE : 0.320

LAP	SECTOR 1	SECTOR 2	SECTOR 3	LAP TIME	MPH	DIFF	TIME OF DAY
1 -			25.455	1:53.442	77.21	7.342	16:55:36.187
2 -	33.506	***47.212***	25.615	1:46.333 **(2)**	82.38	0.233	16:57:22.520
3 -	33.421	47.847	***25.292***	1:46.560 **(3)**	82.20	0.460	16:59:09.080
4 -	***33.276***	47.485	25.339	***1:46.100*** **(1)**	***82.56***		***17:00:55.180***
5 -	33.941	47.224	25.569	1:46.734	82.07	0.634	17:02:41.914

P9 81 YPM Scott GRANT

Yamaha - SEAGER engineering/ Motaa Cycle Parts

IDEAL LAP TIME : 1:45.787 BEST LAP TIME : 1:45.939 DIFFERENCE : 0.152

LAP	SECTOR 1	SECTOR 2	SECTOR 3	LAP TIME	MPH	DIFF	TIME OF DAY
1 -			25.286	1:52.415	77.92	6.476	16:55:35.160
2 -	33.791	47.857	25.278	1:46.926 **(3)**	81.92	0.987	16:57:22.086
3 -	***33.387***	48.128	25.143	1:46.658 **(2)**	82.13	0.719	16:59:08.744
4 -	33.539	***47.468***	***24.932***	***1:45.939*** **(1)**	***82.68***		***17:00:54.683***
5 -	33.968	48.050	25.320	1:47.338	81.60	1.399	17:02:42.021

P10 18 YPM Marc PRENTICE

Yamaha - Mungo Marine Ltd

IDEAL LAP TIME : 1:45.851 BEST LAP TIME : 1:45.962 DIFFERENCE : 0.111

LAP	SECTOR 1	SECTOR 2	SECTOR 3	LAP TIME	MPH	DIFF	TIME OF DAY
1 -			25.153	1:53.420	77.23	7.458	16:55:36.165
2 -	33.658	47.437	25.469	1:46.564 **(2)**	82.20	0.602	16:57:22.729
3 -	33.668	47.721	25.327	1:46.716 **(3)**	82.08	0.754	16:59:09.445
4 -	33.575	***47.351***	***25.036***	***1:45.962*** **(1)**	***82.66***		***17:00:55.407***
5 -	***33.464***	47.923	25.358	1:46.745	82.06	0.783	17:02:42.152

P11 58 YPMC Steve REDHEAD

Yamaha - Binx Racing

IDEAL LAP TIME : 1:46.951 BEST LAP TIME : 1:47.445 DIFFERENCE : 0.494

LAP	SECTOR 1	SECTOR 2	SECTOR 3	LAP TIME	MPH	DIFF	TIME OF DAY
1 -			***25.400***	1:55.456	75.87	8.011	16:55:38.201
2 -	33.768	48.423	25.512	1:47.703 **(3)**	81.33	0.258	16:57:25.904
3 -	34.502	***48.192***	25.506	1:48.200	80.95	0.755	16:59:14.104
4 -	***33.359***	48.661	25.425	***1:47.445*** **(1)**	***81.52***		***17:01:01.549***
5 -	33.679	48.505	25.435	1:47.619 **(2)**	81.39	0.174	17:02:49.168

P12 28 YPM Peter MANNERING

Yamaha - Mbc dispatch

IDEAL LAP TIME : 1:46.891 BEST LAP TIME : 1:47.196 DIFFERENCE : 0.305

LAP	SECTOR 1	SECTOR 2	SECTOR 3	LAP TIME	MPH	DIFF	TIME OF DAY
1 -			25.597	1:55.364	75.93	8.168	16:55:38.109
2 -	***33.528***	48.427	25.725	1:47.680 **(2)**	81.35	0.484	16:57:25.789
3 -	34.273	48.267	25.715	1:48.255	80.91	1.059	16:59:14.044
4 -	34.366	48.456	25.418	1:48.240 **(3)**	80.92	1.044	17:01:02.284
5 -	33.833	***48.074***	***25.289***	***1:47.196*** **(1)**	***81.71***		***17:02:49.480***

P13 74 YPM Paul WHITBY

Yamaha - Prestige Decor Ltd

IDEAL LAP TIME : 1:47.659 BEST LAP TIME : 1:47.930 DIFFERENCE : 0.271

LAP	SECTOR 1	SECTOR 2	SECTOR 3	LAP TIME	MPH	DIFF	TIME OF DAY
1 -			***25.332***	1:54.287	76.64	6.357	16:55:37.032
2 -	34.140	48.466	25.892	1:48.498	80.73	0.568	16:57:25.530
3 -	34.281	***48.297***	25.781	1:48.359 **(3)**	80.84	0.429	16:59:13.889
4 -	34.354	48.331	25.460	1:48.145 **(2)**	81.00	0.215	17:01:02.034

Weather / Track : Cloudy / Dry

Brands Hatch GP
Circuit Length = 2.4332 miles
Start: 16:53 Flag 17:02 End: 17:04

BMCRC - MRO Championships 2016 - Rnd 8 @ Brands Hatch GP

DFDS Seaways Yamaha Past Masters & Rookie 400

RACE 19 - SECTOR ANALYSIS

SECTOR 1 = FL to I1, SECTOR 2 = I1 to I2, SECTOR 3 = I2 to FL, DIFF = Difference To Personal Best Lap

5 -	***34.030***	48.425	25.475	***1:47.930***	**(1)**	***81.16***	***17:02:49.964***

P14 226 R4 Adam HARTGROVE Kawasaki -

IDEAL LAP TIME : 1:42.902 BEST LAP TIME : 1:43.287 DIFFERENCE : 0.385

LAP	SECTOR 1	SECTOR 2	SECTOR 3	LAP TIME		MPH	DIFF	TIME OF DAY
1 -		47.359	24.989	2:27.207		59.50	43.920	16:56:09.952
2 -	32.777	46.433	24.732	1:43.942	**(3)**	84.27	0.655	16:57:53.894
3 -	33.174	***46.159***	24.687	1:44.020		84.21	0.733	16:59:37.914
4 -	32.641	46.451	24.614	1:43.706	**(2)**	84.46	0.419	17:01:21.620
5 -	***32.306***	46.544	***24.437***	***1:43.287***	**(1)**	***84.81***		***17:03:04.907***

P15 138 R4 Hayden WOOD Kawasaki -

IDEAL LAP TIME : 1:43.354 BEST LAP TIME : 1:43.734 DIFFERENCE : 0.380

LAP	SECTOR 1	SECTOR 2	SECTOR 3	LAP TIME		MPH	DIFF	TIME OF DAY
1 -		47.074	24.901	2:26.973		59.60	43.239	16:56:09.718
2 -	32.742	46.562	24.665	1:43.969	**(2)**	84.25	0.235	16:57:53.687
3 -	33.080	***46.197***	24.738	1:44.015	**(3)**	84.21	0.281	16:59:37.702
4 -	***32.648***	46.500	24.586	***1:43.734***	**(1)**	***84.44***		***17:01:21.436***
5 -	32.835	46.729	***24.509***	1:44.073		84.17	0.339	17:03:05.509

P16 2 YPMC Lee HUFF Yamaha -

IDEAL LAP TIME : 1:50.831 BEST LAP TIME : 1:51.314 DIFFERENCE : 0.483

LAP	SECTOR 1	SECTOR 2	SECTOR 3	LAP TIME		MPH	DIFF	TIME OF DAY
1 -			***26.238***	1:57.715		74.41	6.401	16:55:40.460
2 -	35.211	***49.411***	26.692	***1:51.314***	**(1)**	***78.69***		***16:57:31.774***
3 -	35.541	49.745	26.600	1:51.886	**(2)**	78.29	0.572	16:59:23.660
4 -	35.363	50.243	26.705	1:52.311	**(3)**	77.99	0.997	17:01:15.971
5 -	***35.182***	50.235	27.254	1:52.671		77.74	1.357	17:03:08.642

P17 41 YPM David ABRAHAM Yamaha - Cambridge Motorcycles

IDEAL LAP TIME : 1:51.051 BEST LAP TIME : 1:51.615 DIFFERENCE : 0.564

LAP	SECTOR 1	SECTOR 2	SECTOR 3	LAP TIME		MPH	DIFF	TIME OF DAY
1 -		49.971	***25.985***	1:58.732		73.77	7.117	16:55:41.477
2 -	***35.132***	***49.934***	26.549	***1:51.615***	**(1)**	***78.48***		***16:57:33.092***
3 -	35.370	49.941	26.410	1:51.721	**(2)**	78.40	0.106	16:59:24.813
4 -	35.216	50.161	26.591	1:51.968	**(3)**	78.23	0.353	17:01:16.781
5 -	35.620	50.011	26.460	1:52.091		78.14	0.476	17:03:08.872

P18 83 YPMC Malcolm HUTCHEON Yamaha -

IDEAL LAP TIME : 1:50.702 BEST LAP TIME : 1:50.935 DIFFERENCE : 0.233

LAP	SECTOR 1	SECTOR 2	SECTOR 3	LAP TIME		MPH	DIFF	TIME OF DAY
1 -		51.225	26.146	2:00.568		72.65	9.633	16:55:43.313
2 -	34.973	50.543	26.544	1:52.060		78.17	1.125	16:57:35.373
3 -	***34.795***	***49.872***	26.268	***1:50.935***	**(1)**	***78.96***		***16:59:26.308***
4 -	35.170	50.227	26.155	1:51.552	**(3)**	78.52	0.617	17:01:17.860
5 -	35.050	49.949	***26.035***	1:51.034	**(2)**	78.89	0.099	17:03:08.894

P19 100 YPM Denis HALIL Yamaha -

IDEAL LAP TIME : 1:50.919 BEST LAP TIME : 1:51.459 DIFFERENCE : 0.540

LAP	SECTOR 1	SECTOR 2	SECTOR 3	LAP TIME		MPH	DIFF	TIME OF DAY
1 -			26.527	1:58.491		73.92	7.032	16:55:41.236
2 -	***34.842***	51.054	26.421	1:52.317		77.99	0.858	16:57:33.553
3 -	35.320	***49.935***	26.204	***1:51.459***	**(1)**	***78.59***		***16:59:25.012***
4 -	35.334	50.039	26.537	1:51.910	**(2)**	78.27	0.451	17:01:16.922
5 -	35.646	50.428	***26.142***	1:52.216	**(3)**	78.06	0.757	17:03:09.138

Weather / Track : Cloudy / Dry

Brands Hatch GP
Circuit Length = 2.4332 miles
Start: 16:53 Flag 17:02 End: 17:04

BMCRC - MRO Championships 2016 - Rnd 8 @ Brands Hatch GP

DFDS Seaways Yamaha Past Masters & Rookie 400

RACE 19 - SECTOR ANALYSIS

SECTOR 1 = FL to I1, SECTOR 2 = I1 to I2, SECTOR 3 = I2 to FL, DIFF = Difference To Personal Best Lap

P20 34 YPMR Mark EWENS Yamaha -

IDEAL LAP TIME : 1:50.718 BEST LAP TIME : 1:51.051 DIFFERENCE : 0.333

LAP	SECTOR 1	SECTOR 2	SECTOR 3	LAP TIME	MPH	DIFF	TIME OF DAY
1 -		50.160	***26.204***	1:59.469	73.32	8.418	16:55:42.214
2 -	35.325	50.776	27.105	1:53.206	77.37	2.155	16:57:35.420
3 -	35.774	50.218	26.755	1:52.747 **(3)**	77.69	1.696	16:59:28.167
4 -	***34.665***	***49.849***	26.537	***1:51.051*** **(1)**	***78.88***		***17:01:19.218***
5 -	35.072	50.318	26.509	1:51.899 **(2)**	78.28	0.848	17:03:11.117

P21 38 YPM Michael WAKE Yamaha - Tony's Big Bikes

IDEAL LAP TIME : 1:50.991 BEST LAP TIME : 1:51.423 DIFFERENCE : 0.432

LAP	SECTOR 1	SECTOR 2	SECTOR 3	LAP TIME	MPH	DIFF	TIME OF DAY
1 -		50.661	26.448	2:01.908	71.85	10.485	16:55:44.653
2 -	***34.835***	50.142	26.454	1:51.431 **(2)**	78.61	0.008	16:57:36.084
3 -	35.286	50.734	26.359	1:52.379	77.94	0.956	16:59:28.463
4 -	34.970	50.044	26.409	***1:51.423*** **(1)**	***78.61***		***17:01:19.886***
5 -	35.429	***49.882***	***26.274***	1:51.585 **(3)**	78.50	0.162	17:03:11.471

P22 11 YPMR Paul MIDDLETON Yamaha - Neil Zwartouw Carpentry

IDEAL LAP TIME : 1:51.123 BEST LAP TIME : 1:51.712 DIFFERENCE : 0.589

LAP	SECTOR 1	SECTOR 2	SECTOR 3	LAP TIME	MPH	DIFF	TIME OF DAY
1 -		50.795	26.322	2:01.115	72.32	9.403	16:55:43.860
2 -	35.208	50.330	***26.174***	***1:51.712*** **(1)**	***78.41***		***16:57:35.572***
3 -	36.400	50.565	26.213	1:53.178	77.39	1.466	16:59:28.750
4 -	***35.189***	50.261	26.502	1:51.952 **(2)**	78.24	0.240	17:01:20.702
5 -	35.982	***49.760***	26.265	1:52.007 **(3)**	78.20	0.295	17:03:12.709

P23 5 YPMR Max HOUSE Yamaha -

IDEAL LAP TIME : 1:53.231 BEST LAP TIME : 1:53.347 DIFFERENCE : 0.116

LAP	SECTOR 1	SECTOR 2	SECTOR 3	LAP TIME	MPH	DIFF	TIME OF DAY
1 -		***51.094***	26.863	2:01.848	71.89	8.501	16:55:44.593
2 -	36.359	51.259	26.986	1:54.604 **(2)**	76.43	1.257	16:57:39.197
3 -	35.372	51.755	27.843	1:54.970	76.19	1.623	16:59:34.167
4 -	***35.306***	51.130	26.911	***1:53.347*** **(1)**	***77.28***		***17:01:27.514***
5 -	35.666	52.210	***26.831***	1:54.707 **(3)**	76.36	1.360	17:03:22.221

P24 31 R4 Andrew LAWRENCE Yamaha - Oaks carpentry

IDEAL LAP TIME : 1:46.679 BEST LAP TIME : 1:46.679 DIFFERENCE : 0.000

LAP	SECTOR 1	SECTOR 2	SECTOR 3	LAP TIME	MPH	DIFF	TIME OF DAY
1 -		47.917	25.002	2:29.593	58.55	42.914	16:56:12.338
2 -	34.290	48.440	25.384	1:48.114 **(2)**	81.02	1.435	16:58:00.452
3 -	34.460	48.786	25.194	1:48.440	80.78	1.761	16:59:48.892
4 -	34.817	48.258	25.184	1:48.259 **(3)**	80.91	1.580	17:01:37.151
5 -	***34.216***	***47.665***	***24.798***	***1:46.679*** **(1)**	***82.11***		***17:03:23.830***

P25 32 R4 Paul HANTON Yamaha - Oaks carpentry

IDEAL LAP TIME : 1:46.411 BEST LAP TIME : 1:46.611 DIFFERENCE : 0.200

LAP	SECTOR 1	SECTOR 2	SECTOR 3	LAP TIME	MPH	DIFF	TIME OF DAY
1 -		48.664	24.545	2:32.304	57.51	45.693	16:56:15.049
2 -	34.251	48.815	24.679	1:47.745	81.30	1.134	16:58:02.794
3 -	***34.134***	48.221	***24.465***	1:46.820 **(2)**	82.00	0.209	16:59:49.614
4 -	34.346	48.298	25.054	1:47.698 **(3)**	81.33	1.087	17:01:37.312
5 -	34.274	***47.812***	24.525	***1:46.611*** **(1)**	***82.16***		***17:03:23.923***

P26 188 R4 Lydia THOMPSON Kawasaki - Flintstone Racing - David Simons Tuning

IDEAL LAP TIME : 1:45.559 BEST LAP TIME : 1:47.041 DIFFERENCE : 1.482

LAP	SECTOR 1	SECTOR 2	SECTOR 3	LAP TIME	MPH	DIFF	TIME OF DAY

Weather / Track : Cloudy / Dry

Brands Hatch GP
Circuit Length = 2.4332 miles
Start: 16:53 Flag 17:02 End: 17:04

BMCRC - MRO Championships 2016 - Rnd 8 @ Brands Hatch GP

DFDS Seaways Yamaha Past Masters & Rookie 400

RACE 19 - SECTOR ANALYSIS

SECTOR 1 = FL to I1, SECTOR 2 = I1 to I2, SECTOR 3 = I2 to FL, DIFF = Difference To Personal Best Lap

1 -		49.519	25.588	2:31.980	57.63	44.939	16:56:14.725
2 -	34.435	48.367	25.209	1:48.011 (2)	81.10	0.970	16:58:02.736
3 -	34.067	50.374	26.210	1:50.651 (3)	79.16	3.610	16:59:53.387
4 -	34.499	***47.704***	***24.838***	***1:47.041 (1)***	***81.83***		***17:01:40.428***
5 -	***33.017***	52.392	25.392	1:50.801	79.05	3.760	17:03:31.229

P27 89 YPMR Andrew TEMPEST Yamaha -

IDEAL LAP TIME : 1:55.091 BEST LAP TIME : 1:55.705 DIFFERENCE : 0.614

LAP	SECTOR 1	SECTOR 2	SECTOR 3	LAP TIME	MPH	DIFF	TIME OF DAY
1 -		53.262	27.540	2:06.214	69.40	10.509	16:55:48.959
2 -	***36.111***	***51.594***	28.000	***1:55.705 (1)***	***75.70***		***16:57:44.664***
3 -	36.477	52.054	27.674	1:56.205 (3)	75.38	0.500	16:59:40.869
4 -	36.258	51.786	27.735	1:55.779 (2)	75.66	0.074	17:01:36.648
5 -	36.663	52.159	***27.386***	1:56.208	75.38	0.503	17:03:32.856

P28 190 R4 Steve RAPA Honda - Castech developments

IDEAL LAP TIME : 1:48.541 BEST LAP TIME : 1:48.541 DIFFERENCE : 0.000

LAP	SECTOR 1	SECTOR 2	SECTOR 3	LAP TIME	MPH	DIFF	TIME OF DAY
1 -		48.984	26.626	2:34.445	56.71	45.904	16:56:17.190
2 -	34.813	50.076	26.123	1:51.012	78.90	2.471	16:58:08.202
3 -	35.238	49.062	25.829	1:50.129 (3)	79.54	1.588	16:59:58.331
4 -	34.921	49.245	25.855	1:50.021 (2)	79.61	1.480	17:01:48.352
5 -	***34.518***	***48.477***	***25.546***	***1:48.541 (1)***	***80.70***		***17:03:36.893***

P29 42 R4 David ATKINS Kawasaki -

IDEAL LAP TIME : 1:48.682 BEST LAP TIME : 1:49.162 DIFFERENCE : 0.480

LAP	SECTOR 1	SECTOR 2	SECTOR 3	LAP TIME	MPH	DIFF	TIME OF DAY
1 -		49.678	26.161	2:32.242	57.53	43.080	16:56:14.987
2 -	35.116	51.679	26.498	1:53.293	77.32	4.131	16:58:08.280
3 -	***34.369***	49.642	26.126	1:50.137 (3)	79.53	0.975	16:59:58.417
4 -	34.672	49.270	25.879	1:49.821 (2)	79.76	0.659	17:01:48.238
5 -	34.849	***49.117***	***25.196***	***1:49.162 (1)***	***80.24***		***17:03:37.400***

P30 27 YPMC David PATERSON Yamaha - Arnold Self Drive

IDEAL LAP TIME : 2:00.498 BEST LAP TIME : 2:01.149 DIFFERENCE : 0.651

LAP	SECTOR 1	SECTOR 2	SECTOR 3	LAP TIME	MPH	DIFF	TIME OF DAY
1 -		***53.851***	28.353	2:06.943	69.00	5.794	16:55:49.688
2 -	***38.420***	55.016	28.707	2:02.143 (3)	71.71	0.994	16:57:51.831
3 -	39.370	55.792	28.916	2:04.078	70.59	2.929	16:59:55.909
4 -	39.316	53.888	28.636	2:01.840 (2)	71.89	0.691	17:01:57.749
5 -	38.835	54.087	***28.227***	***2:01.149 (1)***	***72.30***		***17:03:58.898***

P31 311 R4 Chris LAMBOURNE Kawasaki - Hastings m/cycle centre

IDEAL LAP TIME : 1:53.991 BEST LAP TIME : 1:54.150 DIFFERENCE : 0.159

LAP	SECTOR 1	SECTOR 2	SECTOR 3	LAP TIME	MPH	DIFF	TIME OF DAY
1 -		51.510	29.252	2:40.069	54.72	45.919	16:56:22.814
2 -	36.191	51.560	28.087	1:55.838	75.62	1.688	16:58:18.652
3 -	36.418	51.370	27.222	1:55.010 (3)	76.16	0.860	17:00:13.662
4 -	36.423	51.318	***26.989***	1:54.730 (2)	76.35	0.580	17:02:08.392
5 -	***35.921***	***51.081***	27.148	***1:54.150 (1)***	***76.73***		***17:04:02.542***

P32 17 R4 Andrew POCOCK Honda -

IDEAL LAP TIME : 1:57.708 BEST LAP TIME : 1:58.847 DIFFERENCE : 1.139

LAP	SECTOR 1	SECTOR 2	SECTOR 3	LAP TIME	MPH	DIFF	TIME OF DAY
1 -		***53.827***	28.339	2:43.216	53.67	44.369	16:56:25.961
2 -	37.359	54.523	27.775	1:59.657 (2)	73.20	0.810	16:58:25.618
3 -	38.228	54.273	***27.373***	1:59.874 (3)	73.07	1.027	17:00:25.492
4 -	***36.508***	53.956	28.383	***1:58.847 (1)***	***73.70***		***17:02:24.339***

Weather / Track : Cloudy / Dry

Brands Hatch GP
Circuit Length = 2.4332 miles
Start: 16:53 Flag 17:02 End: 17:04

BMCRC - MRO Championships 2016 - Rnd 8 @ Brands Hatch GP

DFDS Seaways Yamaha Past Masters & Rookie 400

RACE 19 - SECTOR ANALYSIS

SECTOR 1 = FL to I1, SECTOR 2 = I1 to I2, SECTOR 3 = I2 to FL, DIFF = Difference To Personal Best Lap

P33 53 R4 Robert STEWART Kawasaki -

IDEAL LAP TIME : 1:58.670 BEST LAP TIME : 1:59.068 DIFFERENCE : 0.398

LAP	SECTOR 1	SECTOR 2	SECTOR 3	LAP TIME	MPH	DIFF	TIME OF DAY
1 -		***53.599***	29.027	2:42.913	53.76	43.845	16:56:25.658
2 -	37.652	56.909	***27.767***	2:02.328 **(2)**	71.60	3.260	16:58:27.986
3 -	37.360	57.462	28.423	2:03.245 **(3)**	71.07	4.177	17:00:31.231
4 -	***37.304***	53.811	27.953	***1:59.068*** **(1)**	***73.57***		***17:02:30.299***

P34 25 YPMR Allan SEXTON Yamaha - Poole Motorcycles Ltd

IDEAL LAP TIME : 2:11.295 BEST LAP TIME : 2:11.295 DIFFERENCE : 0.000

LAP	SECTOR 1	SECTOR 2	SECTOR 3	LAP TIME	MPH	DIFF	TIME OF DAY
1 -		59.933	31.122	2:19.919	62.60	8.624	16:56:02.664
2 -	42.266	1:01.703	31.349	2:15.318 **(3)**	64.73	4.023	16:58:17.982
3 -	41.841	1:02.651	30.775	2:15.267 **(2)**	64.75	3.972	17:00:33.249
4 -	***41.695***	***59.510***	***30.090***	***2:11.295*** **(1)**	***66.71***		***17:02:44.544***

P35 132 YPMR Sarah ENGLISH Yamaha -

IDEAL LAP TIME : 2:18.040 BEST LAP TIME : 2:18.241 DIFFERENCE : 0.201

LAP	SECTOR 1	SECTOR 2	SECTOR 3	LAP TIME	MPH	DIFF	TIME OF DAY
1 -		1:03.328	31.591	2:28.102	59.14	9.861	16:56:10.847
2 -	45.082	1:03.497	31.727	2:20.306 **(3)**	62.43	2.065	16:58:31.153
3 -	45.550	1:03.136	***30.874***	2:19.560 **(2)**	62.76	1.319	17:00:50.713
4 -	***44.559***	***1:02.607***	31.075	***2:18.241*** **(1)**	***63.36***		***17:03:08.954***

Weather / Track : Cloudy / Dry

Brands Hatch GP
Circuit Length = 2.4332 miles
Start: 16:53 Flag 17:02 End: 17:04

BMCRC - MRO Championships 2016 - Rnd 8 @ Brands Hatch GP

DFDS Seaways Yamaha Past Masters & Rookie 400

RACE 19 - BEST SECTORS

	SECTOR 1			SECTOR 2			SECTOR 3			IDEAL / BEST COMPARISON					
POS	NO	NAME	TIME	NO	NAME	TIME	NO	NAME	TIME	POS	NO	NAME	IDEAL	BEST	DIFF
												PERFECT LAP	1:42.394		
1	1	BARBER	31.977	1	BARBER	45.980	226	HARTGROVE	24.437	1	1	BARBER	1:42.438	1:42.773	0.335
2	13	EDMONDSON	32.151	226	HARTGROVE	46.159	32	HANTON	24.465	2	226	HARTGROVE	1:42.902	1:43.287	0.385
3	226	HARTGROVE	32.306	138	WOOD	46.197	1	BARBER	24.481	3	13	EDMONDSON	1:43.340	1:43.704	0.364
4	48	TAYLOR	32.499	48	TAYLOR	46.375	138	WOOD	24.509	4	138	WOOD	1:43.354	1:43.734	0.380
5	138	WOOD	32.648	13	EDMONDSON	46.482	45	MOORE	24.681	5	48	TAYLOR	1:43.658	1:43.774	0.116
6	188	THOMPSON	33.017	29	HARWOOD	46.967	13	EDMONDSON	24.707	6	29	HARWOOD	1:45.160	1:45.361	0.201
7	33	GYTE	33.075	33	GYTE	47.147	48	TAYLOR	24.784	7	33	GYTE	1:45.386	1:45.562	0.176
8	22	BALLERINI	33.110	175	JOHNSON	47.212	31	LAWRENCE	24.798	8	45	MOORE	1:45.542	1:45.542	0.000
9	29	HARWOOD	33.264	18	PRENTICE	47.351	188	THOMPSON	24.838	9	188	THOMPSON	1:45.559	1:47.041	1.482
10	175	JOHNSON	33.276	22	BALLERINI	47.370	29	HARWOOD	24.929	10	22	BALLERINI	1:45.571	1:46.306	0.735
11	58	REDHEAD	33.359	45	MOORE	47.392	81	GRANT	24.932	11	175	JOHNSON	1:45.780	1:46.100	0.320
12	81	GRANT	33.387	81	GRANT	47.468	18	PRENTICE	25.036	12	81	GRANT	1:45.787	1:45.939	0.152
13	18	PRENTICE	33.464	31	LAWRENCE	47.665	22	BALLERINI	25.091	13	18	PRENTICE	1:45.851	1:45.962	0.111
14	45	MOORE	33.469	188	THOMPSON	47.704	33	GYTE	25.164	14	32	HANTON	1:46.411	1:46.611	0.200
15	28	MANNERING	33.528	32	HANTON	47.812	42	ATKINS	25.196	15	31	LAWRENCE	1:46.679	1:46.679	0.000
16	74	WHITBY	34.030	28	MANNERING	48.074	28	MANNERING	25.289	16	28	MANNERING	1:46.891	1:47.196	0.305
17	32	HANTON	34.134	58	REDHEAD	48.192	175	JOHNSON	25.292	17	58	REDHEAD	1:46.951	1:47.445	0.494
18	31	LAWRENCE	34.216	74	WHITBY	48.297	74	WHITBY	25.332	18	74	WHITBY	1:47.659	1:47.930	0.271
19	42	ATKINS	34.369	190	RAPA	48.477	58	REDHEAD	25.400	19	190	RAPA	1:48.541	1:48.541	0.000
20	190	RAPA	34.518	42	ATKINS	49.117	190	RAPA	25.546	20	42	ATKINS	1:48.682	1:49.162	0.480
21	34	EWENS	34.665	2	HUFF	49.411	41	ABRAHAM	25.985	21	83	HUTCHEON	1:50.702	1:50.935	0.233
22	83	HUTCHEON	34.795	11	MIDDLETON	49.760	83	HUTCHEON	26.035	22	34	EWENS	1:50.718	1:51.051	0.333
23	38	WAKE	34.835	107	SHEEN	49.786	100	HALIL	26.142	23	2	HUFF	1:50.831	1:51.314	0.483
24	100	HALIL	34.842	34	EWENS	49.849	11	MIDDLETON	26.174	24	100	HALIL	1:50.919	1:51.459	0.540
25	41	ABRAHAM	35.132	83	HUTCHEON	49.872	34	EWENS	26.204	25	38	WAKE	1:50.991	1:51.423	0.432
26	2	HUFF	35.182	38	WAKE	49.882	2	HUFF	26.238	26	41	ABRAHAM	1:51.051	1:51.615	0.564
27	11	MIDDLETON	35.189	41	ABRAHAM	49.934	38	WAKE	26.274	27	11	MIDDLETON	1:51.123	1:51.712	0.589
28	5	HOUSE	35.306	100	HALIL	49.935	5	HOUSE	26.831	28	5	HOUSE	1:53.231	1:53.347	0.116
29	311	LAMBOURNE	35.921	311	LAMBOURNE	51.081	311	LAMBOURNE	26.989	29	311	LAMBOURNE	1:53.991	1:54.150	0.159
30	89	TEMPEST	36.111	5	HOUSE	51.094	17	POCOCK	27.373	30	89	TEMPEST	1:55.091	1:55.705	0.614
31	17	POCOCK	36.508	89	TEMPEST	51.594	89	TEMPEST	27.386	31	17	POCOCK	1:57.708	1:58.847	1.139
32	53	STEWART	37.304	53	STEWART	53.599	53	STEWART	27.767	32	53	STEWART	1:58.670	1:59.068	0.398
33	27	PATERSON	38.420	17	POCOCK	53.827	27	PATERSON	28.227	33	27	PATERSON	2:00.498	2:01.149	0.651
34	25	SEXTON	41.695	27	PATERSON	53.851	25	SEXTON	30.090	34	25	SEXTON	2:11.295	2:11.295	0.000
35	132	ENGLISH	44.559	25	SEXTON	59.510	132	ENGLISH	30.874	35	132	ENGLISH	2:18.040	2:18.241	0.201
36				132	ENGLISH	1:02.607									

Weather / Track : Cloudy / Dry

Brands Hatch GP
Circuit Length = 2.4332 miles
Start: 16:53 Flag 17:02 End: 17:04

Results can be found at www.tsl-timing.com

Printed - 17:06 Sunday, 21 August 2016