BMCRC-MRO Championships 2018

Round 4
Snetterton 300

19th / 20th May 2018

Results Provided by Timing Solutions Ltd
www.tsl-timing.com

BMCRC-MRO Championships 2018

Formula 400 inc Sub 64 & Rookies

Snetterton 300 Circuit

19th / 20th May 2018

Results Provided by Timing Solutions Ltd
www.tsl-timing.com

Snetterton 300

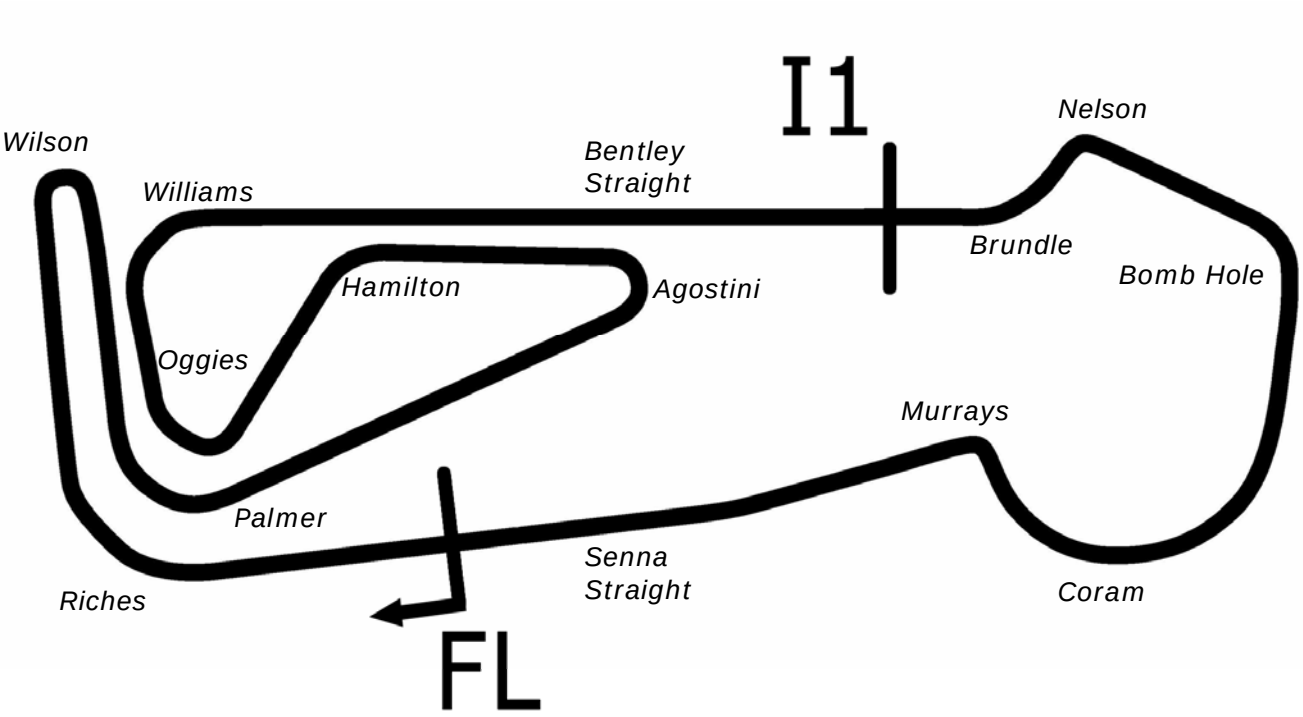

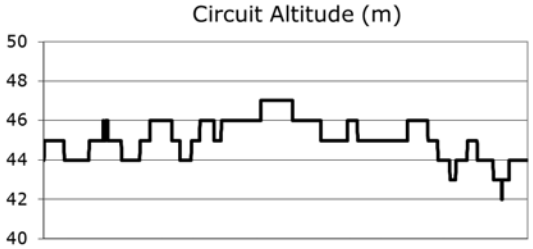

Length	2.9689 miles	4778.0 m	
FL		52.46340 N	0.94476 E
I1	3198m	52.46617 N	0.94964 E
Pit Entry	4572m	52.46364 N	0.94774 E
Pit Exit	40m after FL	52.46338 N	0.94420 E

Pit Entry–Pit Exit 246m, 14.7s @60kph, 11.0s @80kph

All results available at www.tsl-timing.com

EDIasia Formula 400 inc Sub 64 & Rookies

QUALIFYING - CLASSIFICATION

POS	NO	CL	PIC	NAME	ENTRY	TIME	ON	LAPS	GAP	DIFF	MPH
1	43		1	Mark TAYLOR	Kawasaki - Longhove Contracts	2:06.477	5	6			84.50
2	2		2	Andrew GILL	Kawasaki - RMKD Racing	2:06.536	5	6	0.059	0.059	84.46
3	3		3	Gary HENNING	Kawasaki - SGT motorcycles	2:10.224	5	6	3.747	3.688	82.07
4	45		4	Mark THOMPSON	Kawasaki - Flintstone Tyres / David Simon Tuning	2:11.555	4	6	5.078	1.331	81.24
5	38	S	1	Hayden WOOD	Kawasaki -	2:11.679	3	6	5.202	0.124	81.16
6	63	S	2	Harry FOWLE	Kawasaki - A.Fowle Joinery	2:11.997	6	6	5.520	0.318	80.97
7	23	S	3	Tham EVANS	Honda - Vanilla Electronics / GF racing	2:12.458	2	6	5.981	0.461	80.69
8	86		5	Mathew SCOTT	Kawasaki -	2:13.483	5	6	7.006	1.025	80.07
9	27	S	4	Justin MCCORMACK	Kawasaki - JMR	2:14.118	6	6	7.641	0.635	79.69
10	22		6	Dave HARVIEK	Kawasaki - HRC & Fatty's Cake Shop	2:14.569	3	6	8.092	0.451	79.42
11	33	S	5	Carl JOHNSTONE	Yamaha - EDIasia	2:15.267	3	6	8.790	0.698	79.01
12	16	S	6	Andrew WILKINS	Kawasaki -	2:16.354	5	5	9.877	1.087	78.38
13	15		7	Grant WALDER	Kawasaki - Fins Motorcycles	2:16.912	3	6	10.435	0.558	78.06
14	84	S	7	Gavin SCHOFIELD	Honda -	2:17.096	6	6	10.619	0.184	77.96
15	100	S/R	1	Jonathan ALLUM	Honda - LittleJonnys Catering	2:17.298	3	4	10.821	0.202	77.84
16	35	S	8	Sam DIGBY-BAKER	Kawasaki -	2:18.397	4	5	11.920	1.099	77.22
17	19	R	1	James SEATH	Kawasaki - Ovenden	2:19.055	6	6	12.578	0.658	76.86
18	85		8	James ROBINSON	Kawasaki - claire palastanga ceramics	2:19.630	5	6	13.153	0.575	76.54
19	57		9	Paul FISHER	Kawasaki -	2:19.777	6	6	13.300	0.147	76.46
20	20	R	2	Connor SWYER	Kawasaki - owkay clothing & EBC brakes	2:20.252	3	4	13.775	0.475	76.20
21	51		10	Emma JARMAN	Kawasaki - Mum & Dad, EDIAsia and CommunityUK	2:22.257	6	6	15.780	2.005	75.13
22	60	R	3	Eddie CROKER	Kawasaki -	2:22.617	2	5	16.140	0.360	74.94
23	117	S	9	Jordan HARRIS	Kawasaki -	2:23.499	6	6	17.022	0.882	74.48
24	5	S	10	Max HOUSE	Yamaha -	2:24.686	4	6	18.209	1.187	73.87
25	26		11	Lydia THOMPSON	Kawasaki - Flintstone Racing - David Simons Tuning	2:24.695	6	6	18.218	0.009	73.86
26	9	S	11	Karl COONEY	Kawasaki -	2:26.114	6	6	19.637	1.419	73.14
27	56	R	4	Kallam SWYER	Kawasaki - Poole tyres & not centre	2:26.287	3	6	19.810	0.173	73.06
28	110	S/R	2	Michael LANGLANDS	Kawasaki - Rafmsa	2:26.807	5	5	20.330	0.520	72.80
29	21	S	12	Ben HUNTER	Yamaha -	2:27.765	5	5	21.288	0.958	72.33
30	98		12	David BLYTH	Kawasaki - Tier Environmental	2:27.906	5	5	21.429	0.141	72.26
31	40	S/R	3	Jonathan DINSMORE	Honda - RJs Car Restorations / PRO Hire	2:29.062	2	5	22.585	1.156	71.70
32	797	S/R	4	James BLYTH	Honda - Terra97	2:31.457	2	2	24.980	2.395	70.56
33	999	S/R	5	Jim DALTON	Kawasaki - Mick Dale	2:32.519	4	5	26.042	1.062	70.07
34	73		13	Stephen BORN	Honda - Scott Chegg Racing	2:37.882	1	1	31.405	5.363	67.69
35	52		14	Gary JARMAN	Kawasaki - G & S Motorcycle tyres	2:45.631	1	2	39.154	7.749	64.52
36	30	S/R	6	Luke DOIG	Kawasaki -			0			

Snetterton 300
Circuit Length = 2.9689 miles
Start: 09:51 Flag 10:04 End: 10:07

Weather / Track : Bright / Dry

These results are provisional until the conclusion of any judicial and technical matters.

Clerk Of Course :		Timekeeper :

Results can be found at www.tsl-timing.com

Printed - 10:08 Saturday, 19 May 2018

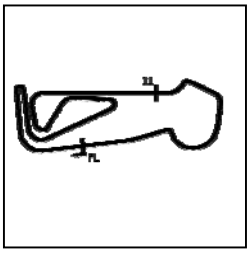

EDIasia Formula 400 inc Sub 64 & Rookies

QUALIFYING - SECTOR ANALYSIS

SECTOR 1 = FL to I1, SECTOR 2 = I1 to FL, DIFF = Difference To Personal Best Lap, P = Crossed Finish Line in Pit Lane, D = Time Disallowed

P1 43 Mark TAYLOR — Kawasaki - Longhove Contracts

IDEAL LAP TIME : 2:06.477 BEST LAP TIME : 2:06.477 DIFFERENCE : 0.000

LAP	SECTOR 1	SECTOR 2	LAP TIME	MPH	DIFF	TIME OF DAY
1 -	1:33.096	42.993	2:16.089	78.53	9.612	09:54:31.073
2 -	1:26.255	42.763	2:09.018	82.84	2.541	09:56:40.091
3 -	1:25.028	42.415	2:07.443 (2)	83.86	0.966	09:58:47.534
4 -	1:25.037	44.022	2:09.059	82.81	2.582	10:00:56.593
5 -	***1:24.231***	***42.246***	***2:06.477 (1)***	***84.50***		***10:03:03.070***
6 -	1:26.037	42.820	2:08.857 (3)	82.94	2.380	10:05:11.927

P2 2 Andrew GILL — Kawasaki - RMKD Racing

IDEAL LAP TIME : 2:06.536 BEST LAP TIME : 2:06.536 DIFFERENCE : 0.000

LAP	SECTOR 1	SECTOR 2	LAP TIME	MPH	DIFF	TIME OF DAY
1 -	1:34.852	43.940	2:18.792	77.00	12.256	09:54:32.012
2 -	1:25.517	42.842	2:08.359	83.26	1.823	09:56:40.371
3 -	1:25.005	42.627	2:07.632 (2)	83.74	1.096	09:58:48.003
4 -	1:24.522	43.609	2:08.131 (3)	83.41	1.595	10:00:56.134
5 -	***1:24.180***	***42.356***	***2:06.536 (1)***	***84.46***		***10:03:02.670***
6 -	1:25.876	42.781	2:08.657	83.07	2.121	10:05:11.327

P3 3 Gary HENNING — Kawasaki - SGT motorcycles

IDEAL LAP TIME : 2:10.224 BEST LAP TIME : 2:10.224 DIFFERENCE : 0.000

LAP	SECTOR 1	SECTOR 2	LAP TIME	MPH	DIFF	TIME OF DAY
1 -	1:35.353	45.585	2:20.938	75.83	10.714	09:54:37.818
2 -	1:27.774	44.742	2:12.516	80.65	2.292	09:56:50.334
3 -	1:28.237	44.096	2:12.333	80.76	2.109	09:59:02.667
4 -	1:27.661	43.929	2:11.590 (3)	81.22	1.366	10:01:14.257
5 -	***1:26.762***	***43.462***	***2:10.224 (1)***	***82.07***		***10:03:24.481***
6 -	1:26.785	43.477	2:10.262 (2)	82.05	0.038	10:05:34.743

P4 45 Mark THOMPSON — Kawasaki - Flintstone Tyres / David Simon Tuning

IDEAL LAP TIME : 2:11.308 BEST LAP TIME : 2:11.555 DIFFERENCE : 0.247

LAP	SECTOR 1	SECTOR 2	LAP TIME	MPH	DIFF	TIME OF DAY
1 -	1:37.664	47.389	2:25.053	73.68	13.498	09:54:37.992
2 -	1:29.535	44.160	2:13.695	79.94	2.140	09:56:51.687
3 -	1:27.823	44.204	2:12.027	80.95	0.472	09:59:03.714
4 -	***1:27.209***	44.346	***2:11.555 (1)***	***81.24***		***10:01:15.269***
5 -	1:27.571	44.437	2:12.008 (3)	80.96	0.453	10:03:27.277
6 -	1:27.770	***44.099***	2:11.869 (2)	81.05	0.314	10:05:39.146

P5 38 S Hayden WOOD — Kawasaki -

IDEAL LAP TIME : 2:11.005 BEST LAP TIME : 2:11.679 DIFFERENCE : 0.674

LAP	SECTOR 1	SECTOR 2	LAP TIME	MPH	DIFF	TIME OF DAY
1 -	1:37.504	45.412	2:22.916	74.78	11.237	09:54:36.523
2 -	1:28.795	44.067	2:12.862 (2)	80.44	1.183	09:56:49.385
3 -	1:28.371	***43.308***	***2:11.679 (1)***	***81.16***		***09:59:01.064***
4 -	***1:27.697***	45.501	2:13.198 (3)	80.24	1.519	10:01:14.262
5 -	1:28.337	44.884	2:13.221	80.22	1.542	10:03:27.483
6 -	1:34.546	45.662	2:20.208	76.23	8.529	10:05:47.691

P6 63 S Harry FOWLE — Kawasaki - A.Fowle Joinery

IDEAL LAP TIME : 2:11.997 BEST LAP TIME : 2:11.997 DIFFERENCE : 0.000

LAP	SECTOR 1	SECTOR 2	LAP TIME	MPH	DIFF	TIME OF DAY
1 -	1:41.143	46.601	2:27.744	72.34	15.747	09:55:00.390
2 -	1:30.535	46.929	2:17.464 (3)	77.75	5.467	09:57:17.854
3 -	1:34.231	IN PIT	2:55.933 P	60.75	43.936	10:00:13.787
4 -	OUTLAP	44.922	2:17.979	77.46	5.982	10:02:31.766
5 -	1:29.208	44.061	2:13.269 (2)	80.19	1.272	10:04:45.035

Snetterton 300
Circuit Length = 2.9689 miles
Start: 09:51 Flag 10:04 End: 10:07

Weather / Track : Bright / Dry

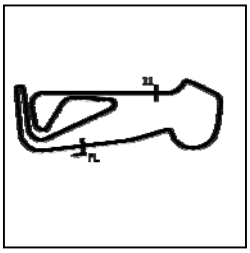

EDIasia Formula 400 inc Sub 64 & Rookies

QUALIFYING - SECTOR ANALYSIS

SECTOR 1 = FL to I1, SECTOR 2 = I1 to FL, DIFF = Difference To Personal Best Lap, P = Crossed Finish Line in Pit Lane, D = Time Disallowed

6 -	***1:28.357***	***43.640***	***2:11.997***	***(1)***	***80.97***	***10:06:57.032***

P7 23 S Tham EVANS Honda - Vanilla Electronics / GF racing

IDEAL LAP TIME : 2:12.026 BEST LAP TIME : 2:12.458 DIFFERENCE : 0.432

LAP	SECTOR 1	SECTOR 2	LAP TIME		MPH	DIFF	TIME OF DAY
1 -	1:37.629	44.936	2:22.565		74.96	10.107	09:54:35.632
2 -	1:27.868	44.590	***2:12.458***	***(1)***	***80.69***		***09:56:48.090***
3 -	1:28.152	***44.336***	2:12.488	**(2)**	80.67	0.030	09:59:00.578
4 -	***1:27.690***	45.717	2:13.407		80.11	0.949	10:01:13.985
5 -	1:28.722	44.641	2:13.363		80.14	0.905	10:03:27.348
6 -	1:28.340	44.368	2:12.708	**(3)**	80.53	0.250	10:05:40.056

P8 86 Mathew SCOTT Kawasaki -

IDEAL LAP TIME : 2:13.381 BEST LAP TIME : 2:13.483 DIFFERENCE : 0.102

LAP	SECTOR 1	SECTOR 2	LAP TIME		MPH	DIFF	TIME OF DAY
1 -	1:44.483	49.104	2:33.587		69.58	20.104	09:54:55.418
2 -	1:34.875	47.232	2:22.107		75.21	8.624	09:57:17.525
3 -	1:32.132	44.749	2:16.881		78.08	3.398	09:59:34.406
4 -	***1:29.234***	45.094	2:14.328	**(3)**	79.56	0.845	10:01:48.734
5 -	1:29.336	***44.147***	***2:13.483***	***(1)***	***80.07***		***10:04:02.217***
6 -	1:29.554	44.481	2:14.035	**(2)**	79.74	0.552	10:06:16.252

P9 27 S Justin MCCORMACK Kawasaki - JMR

IDEAL LAP TIME : 2:14.026 BEST LAP TIME : 2:14.118 DIFFERENCE : 0.092

LAP	SECTOR 1	SECTOR 2	LAP TIME		MPH	DIFF	TIME OF DAY
1 -	1:43.540	48.337	2:31.877		70.37	17.759	09:54:49.326
2 -	1:31.930	45.621	2:17.551		77.70	3.433	09:57:06.877
3 -	1:30.681	***44.517***	2:15.198	**(3)**	79.05	1.080	09:59:22.075
4 -	1:31.837	45.209	2:17.046		77.98	2.928	10:01:39.121
5 -	***1:29.509***	44.719	2:14.228	**(2)**	79.62	0.110	10:03:53.349
6 -	1:29.592	44.526	***2:14.118***	***(1)***	***79.69***		***10:06:07.467***

P10 22 Dave HARVIEK Kawasaki - HRC & Fatty's Cake Shop

IDEAL LAP TIME : 2:14.273 BEST LAP TIME : 2:14.569 DIFFERENCE : 0.296

LAP	SECTOR 1	SECTOR 2	LAP TIME		MPH	DIFF	TIME OF DAY
1 -	1:36.278	45.282	2:21.560		75.50	6.991	09:54:33.688
2 -	1:30.752	***44.812***	2:15.564	**(3)**	78.84	0.995	09:56:49.252
3 -	***1:29.461***	45.108	***2:14.569***	***(1)***	***79.42***		***09:59:03.821***
4 -	1:30.417	47.034	2:17.451		77.75	2.882	10:01:21.272
5 -	1:30.407	45.714	2:16.121		78.51	1.552	10:03:37.393
6 -	1:29.975	45.544	2:15.519	**(2)**	78.86	0.950	10:05:52.912

P11 33 S Carl JOHNSTONE Yamaha - EDIasia

IDEAL LAP TIME : 2:15.267 BEST LAP TIME : 2:15.267 DIFFERENCE : 0.000

LAP	SECTOR 1	SECTOR 2	LAP TIME		MPH	DIFF	TIME OF DAY
1 -	1:48.912	54.533	2:43.445		65.39	28.178	09:55:18.666
2 -	1:31.820	45.779	2:17.599	**(2)**	77.67	2.332	09:57:36.265
3 -	***1:29.890***	***45.377***	***2:15.267***	***(1)***	***79.01***		***09:59:51.532***
4 -	1:31.541	46.651	2:18.192		77.34	2.925	10:02:09.724
5 -	1:32.138	46.232	2:18.370		77.24	3.103	10:04:28.094
6 -	1:31.751	46.157	2:17.908	**(3)**	77.50	2.641	10:06:46.002

P12 16 S Andrew WILKINS Kawasaki -

IDEAL LAP TIME : 2:16.354 BEST LAP TIME : 2:16.354 DIFFERENCE : 0.000

LAP	SECTOR 1	SECTOR 2	LAP TIME		MPH	DIFF	TIME OF DAY
1 -	1:39.224	48.217	2:27.441		72.49	11.087	09:54:42.064
2 -	1:33.098	47.202	2:20.300		76.18	3.946	09:57:02.364
3 -	1:32.843	46.731	2:19.574	**(2)**	76.57	3.220	09:59:21.938

Weather / Track : Bright / Dry

Snetterton 300
Circuit Length = 2.9689 miles
Start: 09:51 Flag 10:04 End: 10:07

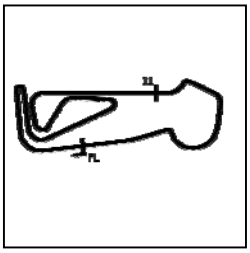

EDlasia Formula 400 inc Sub 64 & Rookies

QUALIFYING - SECTOR ANALYSIS

SECTOR 1 = FL to I1, SECTOR 2 = I1 to FL, DIFF = Difference To Personal Best Lap, P = Crossed Finish Line in Pit Lane, D = Time Disallowed

4 -	1:33.014	47.234	2:20.248	(3)	76.20	3.894	10:01:42.186
5 -	***1:30.526***	***45.828***	***2:16.354***	**(1)**	***78.38***		***10:03:58.540***

P13 15 Grant WALDER — Kawasaki - Fins Motorcycles

IDEAL LAP TIME : 2:16.909 BEST LAP TIME : 2:16.912 DIFFERENCE : 0.003

LAP	SECTOR 1	SECTOR 2	LAP TIME		MPH	DIFF	TIME OF DAY
1 -	1:38.125	48.775	2:26.900		72.75	9.988	09:54:39.396
2 -	1:31.226	***45.815***	2:17.041	(2)	77.99	0.129	09:56:56.437
3 -	***1:31.094***	45.818	***2:16.912***	**(1)**	***78.06***		***09:59:13.349***
4 -	1:31.217	46.724	2:17.941		77.48	1.029	10:01:31.290
5 -	1:31.637	46.202	2:17.839		77.54	0.927	10:03:49.129
6 -	1:31.720	45.947	2:17.667	(3)	77.63	0.755	10:06:06.796

P14 84 S Gavin SCHOFIELD — Honda -

IDEAL LAP TIME : 2:17.096 BEST LAP TIME : 2:17.096 DIFFERENCE : 0.000

LAP	SECTOR 1	SECTOR 2	LAP TIME		MPH	DIFF	TIME OF DAY
1 -	1:40.154	47.753	2:27.907		72.26	10.811	09:54:41.331
2 -	1:33.592	47.139	2:20.731		75.94	3.635	09:57:02.062
3 -	1:32.442	47.055	2:19.497	(2)	76.61	2.401	09:59:21.559
4 -	1:32.801	48.203	2:21.004		75.79	3.908	10:01:42.563
5 -	1:33.945	46.204	2:20.149	(3)	76.26	3.053	10:04:02.712
6 -	***1:31.258***	***45.838***	***2:17.096***	**(1)**	***77.96***		***10:06:19.808***

P15 100 S/R Jonathan ALLUM — Honda - LittleJonnys Catering

IDEAL LAP TIME : 2:17.298 BEST LAP TIME : 2:17.298 DIFFERENCE : 0.000

LAP	SECTOR 1	SECTOR 2	LAP TIME		MPH	DIFF	TIME OF DAY
1 -	OUTLAP	48.148	2:27.338		72.54	10.040	09:58:10.037
2 -	1:31.709	48.659	2:20.368	(3)	76.14	3.070	10:00:30.405
3 -	***1:31.517***	***45.781***	***2:17.298***	**(1)**	***77.84***		***10:02:47.703***
4 -	1:32.161	46.152	2:18.313	(2)	77.27	1.015	10:05:06.016

P16 35 S Sam DIGBY-BAKER — Kawasaki -

IDEAL LAP TIME : 2:18.397 BEST LAP TIME : 2:18.397 DIFFERENCE : 0.000

LAP	SECTOR 1	SECTOR 2	LAP TIME		MPH	DIFF	TIME OF DAY
1 -	1:36.546	48.086	2:24.632		73.89	6.235	09:55:47.809
2 -	1:34.216	47.764	2:21.980		75.27	3.583	09:58:09.789
3 -	1:32.963	48.806	2:21.769	(3)	75.39	3.372	10:00:31.558
4 -	***1:31.645***	***46.752***	***2:18.397***	**(1)**	***77.22***		***10:02:49.955***
5 -	1:32.539	48.355	2:20.894	(2)	75.85	2.497	10:05:10.849

P17 19 R James SEATH — Kawasaki - Ovenden

IDEAL LAP TIME : 2:18.505 BEST LAP TIME : 2:19.055 DIFFERENCE : 0.550

LAP	SECTOR 1	SECTOR 2	LAP TIME		MPH	DIFF	TIME OF DAY
1 -	1:46.070	49.973	2:36.043		68.49	16.988	09:54:53.853
2 -	1:34.964	47.282	2:22.246		75.13	3.191	09:57:16.099
3 -	1:33.519	46.747	2:20.266		76.19	1.211	09:59:36.365
4 -	***1:32.109***	47.201	2:19.310	(2)	76.72	0.255	10:01:55.675
5 -	1:32.800	46.633	2:19.433	(3)	76.65	0.378	10:04:15.108
6 -	1:32.659	***46.396***	***2:19.055***	**(1)**	***76.86***		***10:06:34.163***

P18 85 James ROBINSON — Kawasaki - claire palastanga ceramics

IDEAL LAP TIME : 2:19.614 BEST LAP TIME : 2:19.630 DIFFERENCE : 0.016

LAP	SECTOR 1	SECTOR 2	LAP TIME		MPH	DIFF	TIME OF DAY
1 -	1:45.272	49.646	2:34.918		68.99	15.288	09:54:55.245
2 -	1:35.380	47.889	2:23.269		74.60	3.639	09:57:18.514
3 -	1:32.743	47.755	2:20.498	(3)	76.07	0.868	09:59:39.012
4 -	1:32.611	48.041	2:20.652		75.98	1.022	10:01:59.664
5 -	***1:32.130***	47.500	***2:19.630***	**(1)**	***76.54***		***10:04:19.294***

Weather / Track : Bright / Dry

Snetterton 300
Circuit Length = 2.9689 miles
Start: 09:51 Flag 10:04 End: 10:07

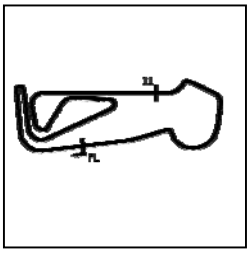

EDIasia Formula 400 inc Sub 64 & Rookies

QUALIFYING - SECTOR ANALYSIS

SECTOR 1 = FL to I1, SECTOR 2 = I1 to FL, DIFF = Difference To Personal Best Lap, P = Crossed Finish Line in Pit Lane, D = Time Disallowed

6 -	1:32.260	***47.484***	2:19.744 **(2)**	76.48	0.114	10:06:39.038

P19 57 Paul FISHER Kawasaki -

IDEAL LAP TIME : 2:19.777 BEST LAP TIME : 2:19.777 DIFFERENCE : 0.000

LAP	SECTOR 1	SECTOR 2	LAP TIME	MPH	DIFF	TIME OF DAY
1 -	1:44.071	49.626	2:33.697	69.53	13.920	09:54:51.571
2 -	1:35.792	47.536	2:23.328	74.57	3.551	09:57:14.899
3 -	1:34.933	47.351	2:22.284 **(3)**	75.11	2.507	09:59:37.183
4 -	1:34.136	48.219	2:22.355	75.08	2.578	10:01:59.538
5 -	1:34.468	46.706	2:21.174 **(2)**	75.70	1.397	10:04:20.712
6 -	***1:33.470***	***46.307***	***2:19.777 (1)***	***76.46***		***10:06:40.489***

P20 20 R Connor SWYER Kawasaki - owkay clothing & EBC brakes

IDEAL LAP TIME : 2:19.797 BEST LAP TIME : 2:20.252 DIFFERENCE : 0.455

LAP	SECTOR 1	SECTOR 2	LAP TIME	MPH	DIFF	TIME OF DAY
1 -	1:43.466	50.424	2:33.890	69.45	13.638	09:54:54.445
2 -	1:34.751	48.665	2:23.416 **(3)**	74.52	3.164	09:57:17.861
3 -	***1:32.744***	47.508	***2:20.252 (1)***	***76.20***		***09:59:38.113***
4 -	1:33.324	***47.053***	2:20.377 **(2)**	76.13	0.125	10:01:58.490

P21 51 Emma JARMAN Kawasaki - Mum & Dad, EDIAsia and CommunityUK

IDEAL LAP TIME : 2:22.257 BEST LAP TIME : 2:22.257 DIFFERENCE : 0.000

LAP	SECTOR 1	SECTOR 2	LAP TIME	MPH	DIFF	TIME OF DAY
1 -	1:47.746	51.050	2:38.796	67.30	16.539	09:55:07.425
2 -	1:40.632	48.671	2:29.303	71.58	7.046	09:57:36.728
3 -	1:36.816	47.211	2:24.027 **(2)**	74.20	1.770	10:00:00.755
4 -	1:36.417	49.614	2:26.031	73.19	3.774	10:02:26.786
5 -	1:36.528	47.620	2:24.148 **(3)**	74.14	1.891	10:04:50.934
6 -	***1:35.653***	***46.604***	***2:22.257 (1)***	***75.13***		***10:07:13.191***

P22 60 R Eddie CROKER Kawasaki -

IDEAL LAP TIME : 2:19.086 BEST LAP TIME : 2:22.617 DIFFERENCE : 3.531

LAP	SECTOR 1	SECTOR 2	LAP TIME	MPH	DIFF	TIME OF DAY
1 -	1:35.085	48.122	2:23.207 **(3)**	74.63	0.590	09:55:46.329
2 -	1:35.508	***47.109***	***2:22.617 (1)***	***74.94***		***09:58:08.946***
3 -	***1:31.977***	50.669	2:22.646 **(2)**	74.92	0.029	10:00:31.592
4 -	1:34.290	50.002	2:24.292	74.07	1.675	10:02:55.884
5 -	1:34.441	50.022	2:24.463	73.98	1.846	10:05:20.347

P23 117 S Jordan HARRIS Kawasaki -

IDEAL LAP TIME : 2:23.471 BEST LAP TIME : 2:23.499 DIFFERENCE : 0.028

LAP	SECTOR 1	SECTOR 2	LAP TIME	MPH	DIFF	TIME OF DAY
1 -	1:48.395	51.977	2:40.372	66.64	16.873	09:55:07.194
2 -	1:41.565	49.470	2:31.035	70.76	7.536	09:57:38.229
3 -	1:36.360	***48.718***	2:25.078 **(2)**	73.67	1.579	10:00:03.307
4 -	1:35.988	50.042	2:26.030	73.19	2.531	10:02:29.337
5 -	1:36.234	49.072	2:25.306 **(3)**	73.55	1.807	10:04:54.643
6 -	***1:34.753***	48.746	***2:23.499 (1)***	***74.48***		***10:07:18.142***

P24 5 S Max HOUSE Yamaha -

IDEAL LAP TIME : 2:24.067 BEST LAP TIME : 2:24.686 DIFFERENCE : 0.619

LAP	SECTOR 1	SECTOR 2	LAP TIME	MPH	DIFF	TIME OF DAY
1 -	1:50.651	51.013	2:41.664	66.11	16.978	09:54:58.897
2 -	1:36.338	***48.492***	2:24.830 **(2)**	73.79	0.144	09:57:23.727
3 -	1:36.458	48.850	2:25.308 **(3)**	73.55	0.622	09:59:49.035
4 -	***1:35.575***	49.111	***2:24.686 (1)***	***73.87***		***10:02:13.721***
5 -	1:36.914	49.042	2:25.956	73.22	1.270	10:04:39.677
6 -	1:37.401	49.409	2:26.810	72.80	2.124	10:07:06.487

Weather / Track : Bright / Dry

Snetterton 300
Circuit Length = 2.9689 miles
Start: 09:51 Flag 10:04 End: 10:07

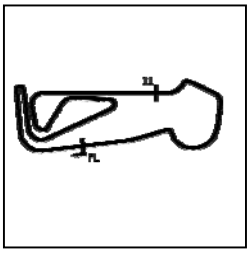

EDIasia Formula 400 inc Sub 64 & Rookies

QUALIFYING - SECTOR ANALYSIS

SECTOR 1 = FL to I1, SECTOR 2 = I1 to FL, DIFF = Difference To Personal Best Lap, P = Crossed Finish Line in Pit Lane, D = Time Disallowed

P25 26 Lydia THOMPSON Kawasaki - Flintstone Racing - David Simons Tuning

IDEAL LAP TIME : 2:24.640 BEST LAP TIME : 2:24.695 DIFFERENCE : 0.055

LAP	SECTOR 1	SECTOR 2	LAP TIME	MPH	DIFF	TIME OF DAY
1 -	1:45.060	51.328	2:36.388	68.34	11.693	09:54:51.988
2 -	1:38.400	49.382	2:27.782	72.32	3.087	09:57:19.770
3 -	1:36.585	***48.520***	2:25.105 **(2)**	73.65	0.410	09:59:44.875
4 -	1:36.581	50.564	2:27.145	72.63	2.450	10:02:12.020
5 -	1:37.532	49.385	2:26.917 **(3)**	72.74	2.222	10:04:38.937
6 -	***1:36.120***	48.575	***2:24.695*** **(1)**	***73.86***		***10:07:03.632***

P26 9 S Karl COONEY Kawasaki -

IDEAL LAP TIME : 2:26.104 BEST LAP TIME : 2:26.114 DIFFERENCE : 0.010

LAP	SECTOR 1	SECTOR 2	LAP TIME	MPH	DIFF	TIME OF DAY
1 -	1:44.702	52.953	2:37.655	67.79	11.541	09:54:54.364
2 -	1:38.623	49.841	2:28.464	71.99	2.350	09:57:22.828
3 -	1:37.471	50.371	2:27.842 **(3)**	72.29	1.728	09:59:50.670
4 -	1:38.229	52.002	2:30.231	71.14	4.117	10:02:20.901
5 -	***1:36.701***	49.500	2:26.201 **(2)**	73.10	0.087	10:04:47.102
6 -	1:36.711	***49.403***	***2:26.114*** **(1)**	***73.14***		***10:07:13.216***

P27 56 R Kallam SWYER Kawasaki - Poole tyres & not centre

IDEAL LAP TIME : 2:26.012 BEST LAP TIME : 2:26.287 DIFFERENCE : 0.275

LAP	SECTOR 1	SECTOR 2	LAP TIME	MPH	DIFF	TIME OF DAY
1 -	1:45.359	52.540	2:37.899	67.68	11.612	09:54:57.159
2 -	1:36.818	50.446	2:27.264 **(3)**	72.57	0.977	09:57:24.423
3 -	1:36.768	***49.519***	***2:26.287*** **(1)**	***73.06***		***09:59:50.710***
4 -	1:37.548	53.007	2:30.555	70.99	4.268	10:02:21.265
5 -	1:40.157	50.942	2:31.099	70.73	4.812	10:04:52.364
6 -	***1:36.493***	50.068	2:26.561 **(2)**	72.92	0.274	10:07:18.925

P28 110 S/R Michael LANGLANDS Kawasaki - Rafmsa

IDEAL LAP TIME : 2:26.807 BEST LAP TIME : 2:26.807 DIFFERENCE : 0.000

LAP	SECTOR 1	SECTOR 2	LAP TIME	MPH	DIFF	TIME OF DAY
1 -	1:54.202	54.750	2:48.952	63.26	22.145	09:55:17.862
2 -	1:42.077	52.119	2:34.196	69.31	7.389	09:57:52.058
3 -	1:40.869	51.927	2:32.796 **(3)**	69.95	5.989	10:00:24.854
4 -	1:38.197	49.817	2:28.014 **(2)**	72.20	1.207	10:02:52.868
5 -	***1:37.100***	***49.707***	***2:26.807*** **(1)**	***72.80***		***10:05:19.675***

P29 21 S Ben HUNTER Yamaha -

IDEAL LAP TIME : 2:27.700 BEST LAP TIME : 2:27.765 DIFFERENCE : 0.065

LAP	SECTOR 1	SECTOR 2	LAP TIME	MPH	DIFF	TIME OF DAY
1 -	1:51.108	53.593	2:44.701	64.89	16.936	09:55:10.723
2 -	1:44.314	52.200	2:36.514	68.28	8.749	09:57:47.237
3 -	1:43.253	52.493	2:35.746 **(3)**	68.62	7.981	10:00:22.983
4 -	1:39.173	***49.706***	2:28.879 **(2)**	71.79	1.114	10:02:51.862
5 -	***1:37.994***	49.771	***2:27.765*** **(1)**	***72.33***		***10:05:19.627***

P30 98 David BLYTH Kawasaki - Tier Environmental

IDEAL LAP TIME : 2:27.906 BEST LAP TIME : 2:27.906 DIFFERENCE : 0.000

LAP	SECTOR 1	SECTOR 2	LAP TIME	MPH	DIFF	TIME OF DAY
1 -	1:51.362	52.720	2:44.082	65.13	16.176	09:55:07.711
2 -	1:43.041	50.359	2:33.400 **(3)**	69.67	5.494	09:57:41.111
3 -	1:40.816	53.814	2:34.630	69.12	6.724	10:00:15.741
4 -	1:39.237	51.725	2:30.962 **(2)**	70.79	3.056	10:02:46.703
5 -	***1:39.059***	***48.847***	***2:27.906*** **(1)**	***72.26***		***10:05:14.609***

Weather / Track : Bright / Dry

Snetterton 300
Circuit Length = 2.9689 miles
Start: 09:51 Flag 10:04 End: 10:07

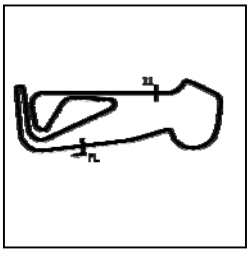

EDIasia Formula 400 inc Sub 64 & Rookies

QUALIFYING - SECTOR ANALYSIS

SECTOR 1 = FL to I1, SECTOR 2 = I1 to FL, DIFF = Difference To Personal Best Lap, P = Crossed Finish Line in Pit Lane, D = Time Disallowed

P31 40 S/R Jonathan DINSMORE Honda - RJs Car Restorations / PRO Hire

IDEAL LAP TIME : 2:28.344 BEST LAP TIME : 2:29.062 DIFFERENCE : 0.718

LAP	SECTOR 1	SECTOR 2	LAP TIME	MPH	DIFF	TIME OF DAY
1 -	1:48.502	54.345	2:42.847	65.63	13.785	09:55:06.699
2 -	***1:38.278***	50.784	***2:29.062 (1)***	***71.70***		***09:57:35.761***
3 -	1:39.132	***50.066***	2:29.198 **(2)**	71.63	0.136	10:00:04.959
4 -	1:38.538	51.503	2:30.041	71.23	0.979	10:02:35.000
5 -	1:38.861	50.505	2:29.366 **(3)**	71.55	0.304	10:05:04.366

P32 797 S/R James BLYTH Honda - Terra97

IDEAL LAP TIME : 2:29.017 BEST LAP TIME : 2:31.457 DIFFERENCE : 2.440

LAP	SECTOR 1	SECTOR 2	LAP TIME	MPH	DIFF	TIME OF DAY
1 -	1:52.093	52.492	2:44.585 **(2)**	64.93	13.128	09:55:06.601
2 -	1:40.866	***50.591***	***2:31.457 (1)***	***70.56***		***09:57:38.058***

P33 999 S/R Jim DALTON Kawasaki - Mick Dale

IDEAL LAP TIME : 2:30.449 BEST LAP TIME : 2:32.519 DIFFERENCE : 2.070

LAP	SECTOR 1	SECTOR 2	LAP TIME	MPH	DIFF	TIME OF DAY
1 -	1:50.379	52.605	2:42.984	65.57	10.465	09:55:07.461
2 -	1:42.733	***50.100***	2:32.833 **(2)**	69.93	0.314	09:57:40.294
3 -	1:41.758	51.525	2:33.283 **(3)**	69.72	0.764	10:00:13.577
4 -	1:40.988	51.531	***2:32.519 (1)***	***70.07***		***10:02:46.096***
5 -	***1:40.349***	53.448	2:33.797	69.49	1.278	10:05:19.893

P34 73 Stephen BORN Honda - Scott Chegg Racing

IDEAL LAP TIME : 2:37.882 BEST LAP TIME : 2:37.882 DIFFERENCE : 0.000

LAP	SECTOR 1	SECTOR 2	LAP TIME	MPH	DIFF	TIME OF DAY
1 -	***1:45.504***	***52.378***	***2:37.882 (1)***	***67.69***		***09:54:53.277***

P35 52 Gary JARMAN Kawasaki - G & S Motorcycle tyres

IDEAL LAP TIME : 2:33.268 BEST LAP TIME : 2:45.631 DIFFERENCE : 12.363

LAP	SECTOR 1	SECTOR 2	LAP TIME	MPH	DIFF	TIME OF DAY
1 -	1:52.797	***52.834***	***2:45.631 (1)***	***64.52***		***09:55:05.646***
2 -	1:44.481	2:00.216	3:44.697 **(2)**	47.56	59.066	09:58:50.343

Weather / Track : Bright / Dry

Snetterton 300
Circuit Length = 2.9689 miles
Start: 09:51 Flag 10:04 End: 10:07

EDIasia Formula 400 inc Sub 64 & Rookies

QUALIFYING - BEST SECTORS

SECTOR 1				SECTOR 2			IDEAL / BEST COMPARISON					
POS	NO	NAME	TIME	NO	NAME	TIME	POS	NO	NAME	IDEAL	BEST	DIFF
									PERFECT LAP	2:06.426		
1	2	GILL	**1:24.180**	43	TAYLOR	**42.246**	1	43	TAYLOR	2:06.477	2:06.477	0.000
2	43	TAYLOR	**1:24.231**	2	GILL	**42.356**	2	2	GILL	2:06.536	2:06.536	0.000
3	3	HENNING	**1:26.762**	38	WOOD	**43.308**	3	3	HENNING	2:10.224	2:10.224	0.000
4	45	THOMPSON	**1:27.209**	3	HENNING	**43.462**	4	38	WOOD	2:11.005	2:11.679	0.674
5	23	EVANS	**1:27.690**	63	FOWLE	**43.640**	5	45	THOMPSON	2:11.308	2:11.555	0.247
6	38	WOOD	**1:27.697**	45	THOMPSON	**44.099**	6	63	FOWLE	2:11.997	2:11.997	0.000
7	63	FOWLE	**1:28.357**	86	SCOTT	**44.147**	7	23	EVANS	2:12.026	2:12.458	0.432
8	86	SCOTT	**1:29.234**	23	EVANS	**44.336**	8	86	SCOTT	2:13.381	2:13.483	0.102
9	22	HARVIEK	**1:29.461**	27	MCCORMACK	**44.517**	9	27	MCCORMACK	2:14.026	2:14.118	0.092
10	27	MCCORMACK	**1:29.509**	22	HARVIEK	**44.812**	10	22	HARVIEK	2:14.273	2:14.569	0.296
11	33	JOHNSTONE	**1:29.890**	33	JOHNSTONE	**45.377**	11	33	JOHNSTONE	2:15.267	2:15.267	0.000
12	16	WILKINS	**1:30.526**	100	ALLUM	**45.781**	12	16	WILKINS	2:16.354	2:16.354	0.000
13	15	WALDER	**1:31.094**	15	WALDER	**45.815**	13	15	WALDER	2:16.909	2:16.912	0.003
14	84	SCHOFIELD	**1:31.258**	16	WILKINS	**45.828**	14	84	SCHOFIELD	2:17.096	2:17.096	0.000
15	100	ALLUM	**1:31.517**	84	SCHOFIELD	**45.838**	15	100	ALLUM	2:17.298	2:17.298	0.000
16	35	DIGBY-BAKER	**1:31.645**	57	FISHER	**46.307**	16	35	DIGBY-BAKER	2:18.397	2:18.397	0.000
17	60	CROKER	**1:31.977**	19	SEATH	**46.396**	17	19	SEATH	2:18.505	2:19.055	0.550
18	19	SEATH	**1:32.109**	51	JARMAN	**46.604**	18	60	CROKER	2:19.086	2:22.617	3.531
19	85	ROBINSON	**1:32.130**	35	DIGBY-BAKER	**46.752**	19	85	ROBINSON	2:19.614	2:19.630	0.016
20	20	SWYER	**1:32.744**	20	SWYER	**47.053**	20	57	FISHER	2:19.777	2:19.777	0.000
21	57	FISHER	**1:33.470**	60	CROKER	**47.109**	21	20	SWYER	2:19.797	2:20.252	0.455
22	117	HARRIS	**1:34.753**	85	ROBINSON	**47.484**	22	51	JARMAN	2:22.257	2:22.257	0.000
23	5	HOUSE	**1:35.575**	5	HOUSE	**48.492**	23	117	HARRIS	2:23.471	2:23.499	0.028
24	51	JARMAN	**1:35.653**	26	THOMPSON	**48.520**	24	5	HOUSE	2:24.067	2:24.686	0.619
25	26	THOMPSON	**1:36.120**	117	HARRIS	**48.718**	25	26	THOMPSON	2:24.640	2:24.695	0.055
26	56	SWYER	**1:36.493**	98	BLYTH	**48.847**	26	56	SWYER	2:26.012	2:26.287	0.275
27	9	COONEY	**1:36.701**	9	COONEY	**49.403**	27	9	COONEY	2:26.104	2:26.114	0.010
28	110	LANGLANDS	**1:37.100**	56	SWYER	**49.519**	28	110	LANGLANDS	2:26.807	2:26.807	0.000
29	21	HUNTER	**1:37.994**	21	HUNTER	**49.706**	29	21	HUNTER	2:27.700	2:27.765	0.065
30	40	DINSMORE	**1:38.278**	110	LANGLANDS	**49.707**	30	98	BLYTH	2:27.906	2:27.906	0.000
31	797	BLYTH	**1:38.426**	40	DINSMORE	**50.066**	31	40	DINSMORE	2:28.344	2:29.062	0.718
32	98	BLYTH	**1:39.059**	999	DALTON	**50.100**	32	797	BLYTH	2:29.017	2:31.457	2.440
33	999	DALTON	**1:40.349**	797	BLYTH	**50.591**	33	999	DALTON	2:30.449	2:32.519	2.070
34	52	JARMAN	**1:40.434**	73	BORN	**52.378**	34	52	JARMAN	2:33.268	2:45.631	12.363
35	73	BORN	**1:45.504**	52	JARMAN	**52.834**	35	73	BORN	2:37.882	2:37.882	0.000
36	30	DOIG	**1:47.059**									

Weather / Track : Bright / Dry

Snetterton 300
Circuit Length = 2.9689 miles
Start: 09:51 Flag 10:04 End: 10:07

Results can be found at www.tsl-timing.com

Printed - 10:08 Saturday, 19 May 2018

EDIasia Formula 400 inc Sub 64 & Rookies

RACE 4 - GRID (5 Laps)

ROW 14	1		41	147 Matthew MAY		40	93 William GILLMAN	
ROW 13	39	90 Steve RAPA			38	17 Andrew POCOCK	37	10 Justin ARBON
ROW 12	36	30 Luke DOIG	35	52 Gary JARMAN	2:45.631	34	73 Stephen BORN	2:37.882
ROW 11	33	999 Jim DALTON	2:32.519			32	797 James BLYTH	2:31.457
ROW 10	30	98 David BLYTH	2:27.906	29	21 Ben HUNTER	2:27.765	28	110 Michael LANGLANDS
ROW 9	27	56 Kallam SWYER	2:26.287			26	9 Karl COONEY	2:26.114
ROW 8	24	5 Max HOUSE	2:24.686	23	117 Jordan HARRIS	2:23.499	22	60 Eddie CROKER
ROW 7	21	51 Emma JARMAN	2:22.257			20	20 Connor SWYER	2:20.252
ROW 6	18	85 James ROBINSON	2:19.630	17	19 James SEATH	2:19.055	16	35 Sam DIGBY-BAKER
ROW 5	15	100 Jonathan ALLUM	2:17.298			14	84 Gavin SCHOFIELD	2:17.096
ROW 4	12	16 Andrew WILKINS	2:16.354	11	33 Carl JOHNSTONE	2:15.267	10	22 Dave HARVIEK
ROW 3	9	27 Justin MCCORMACK	2:14.118			8	86 Mathew SCOTT	2:13.483
ROW 2	6	63 Harry FOWLE	2:11.997	5	38 Hayden WOOD	2:11.679	4	45 Mark THOMPSON
ROW 1	3	3 Gary HENNING	2:10.224			2	2 Andrew GILL	2:06.536

7	23 Tham EVANS	2:12.458
13	15 Grant WALDER	2:16.912
19	57 Paul FISHER	2:19.777
25	26 Lydia THOMPSON	2:24.695
31	40 Jonathan DINSMORE	2:29.062
37	10 Justin ARBON	
1	43 Mark TAYLOR	2:06.477

Pole

Snetterton 300
Circuit Length = 2.9689 miles

These results are provisional until the conclusion of any judicial and technical matters.

Clerk Of Course :		Timekeeper :

Results can be found at www.tsl-timing.com

Printed - 10:12 Saturday, 19 May 2018

EDIasia Formula 400 inc Sub 64 & Rookies

RACE 4 - CLASSIFICATION

POS	NO	CL	PIC	NAME	ENTRY	LAPS	TIME	GAP	DIFF	MPH	BEST	ON
1	2		1	Andrew GILL	Kawasaki - RMKD Racing	5	10:37.348			83.84	2:05.898	2
2	43		2	Mark TAYLOR	Kawasaki - Longhove Contracts	5	10:43.702	6.354	6.354	83.02	2:06.789	2
3	3		3	Gary HENNING	Kawasaki - SGT motorcycles	5	10:48.788	11.440	5.086	82.36	2:07.687	5
4	45		4	Mark THOMPSON	Kawasaki - Flintstone Tyres / David Simon Tuning	5	10:49.003	11.655	0.215	82.34	2:07.758	5
5	86		5	Mathew SCOTT	Kawasaki -	5	10:59.477	22.129	10.474	81.03	2:08.421	5
6	23	S	1	Tham EVANS	Honda - Vanilla Electronics / GF racing	5	11:01.086	23.738	1.609	80.83	2:09.950	5
7	63	S	2	Harry FOWLE	Kawasaki - A.Fowle Joinery	5	11:01.599	24.251	0.513	80.77	2:10.527	5
8	38	S	3	Hayden WOOD	Kawasaki -	5	11:01.660	24.312	0.061	80.76	2:10.423	5
9	27	S	4	Justin MCCORMACK	Kawasaki - JMR	5	11:15.738	38.390	14.078	79.08	2:13.357	4
10	15		6	Grant WALDER	Kawasaki - Fins Motorcycles	5	11:17.145	39.797	1.407	78.92	2:13.441	5
11	22		7	Dave HARVIEK	Kawasaki - HRC & Fatty's Cake Shop	5	11:18.034	40.686	0.889	78.81	2:13.641	4
12	33	S	5	Carl JOHNSTONE	Yamaha - EDIasia	5	11:22.700	45.352	4.666	78.27	2:14.298	3
13	90	S	6	Steve RAPA	Honda - David Simon Tuning	5	11:29.516	52.168	6.816	77.50	2:14.062	2
14	84	S	7	Gavin SCHOFIELD	Honda -	5	11:31.184	53.836	1.668	77.31	2:14.911	5
15	57		8	Paul FISHER	Kawasaki -	5	11:31.210	53.862	0.026	77.31	2:15.193	5
16	16	S	8	Andrew WILKINS	Kawasaki -	5	11:31.839	54.491	0.629	77.24	2:15.256	5
17	60	R	1	Eddie CROKER	Kawasaki -	5	11:35.411	58.063	3.572	76.84	2:15.469	5
18	51		9	Emma JARMAN	Kawasaki - Mum & Dad, EDIAsia and CommunityUk	5	11:36.249	58.901	0.838	76.75	2:16.143	5
19	19	S/R	1	James SEATH	Kawasaki - Ovenden	5	11:37.872	1:00.524	1.623	76.57	2:16.596	5
20	26		10	Lydia THOMPSON	Kawasaki - Flintstone Racing - David Simons Tuning	5	11:51.238	1:13.890	13.366	75.13	2:18.519	3
21	93	R	2	William GILLMAN	Kawasaki -	5	11:53.316	1:15.968	2.078	74.91	2:18.889	3
22	20	R	3	Connor SWYER	Kawasaki - owkay clothing & EBC brakes	5	11:54.750	1:17.402	1.434	74.76	2:18.646	5
23	9	S	9	Karl COONEY	Kawasaki -	5	11:58.187	1:20.839	3.437	74.41	2:19.738	4
24	5	S	10	Max HOUSE	Yamaha -	5	11:59.068	1:21.720	0.881	74.31	2:19.912	3
25	52		11	Gary JARMAN	Kawasaki - G & S Motorcycle tyres	5	12:01.728	1:24.380	2.660	74.04	2:19.927	5
26	35	S	11	Sam DIGBY-BAKER	Kawasaki -	5	12:02.730	1:25.382	1.002	73.94	2:18.403	4
27	110	S/R	2	Michael LANGLANDS	Kawasaki - Rafmsa	5	12:04.320	1:26.972	1.590	73.78	2:21.845	5
28	56	R	4	Kallam SWYER	Kawasaki - Poole tyres & not centre	5	12:07.859	1:30.511	3.539	73.42	2:22.216	3
29	98		12	David BLYTH	Kawasaki - Tier Environmental	5	12:08.727	1:31.379	0.868	73.33	2:21.240	5
30	30	S/R	3	Luke DOIG	Kawasaki -	5	12:09.346	1:31.998	0.619	73.27	2:21.867	4
31	797	S/R	4	James BLYTH	Honda - Terra97	5	12:22.334	1:44.986	12.988	71.98	2:23.582	4
32	40	S/R	5	Jonathan DINSMORE	Honda - RJs Car Restorations / PRO Hire	5	12:34.349	1:57.001	12.015	70.84	2:27.289	5
33	117	S	12	Jordan HARRIS	Kawasaki -	5	12:46.311	2:08.963	11.962	69.73	2:30.036	4

NOT CLASSIFIED

DNF	85			James ROBINSON	Kawasaki - claire palastanga ceramics	3	6:57.869	2 Laps	2 Laps	76.73	2:16.556	3
DNF	100	S/R		Jonathan ALLUM	Honda - LittleJonnys Catering	1	2:25.617	4 Laps	2 Laps	73.39	2:25.617	1
DNF	999	S/R		Jim DALTON	Kawasaki - Mick Dale	1	2:46.423	4 Laps	20.806	64.22	2:46.423	1
DNF	21	S		Ben HUNTER	Yamaha -	0						
DNF	73			Stephen BORN	Honda - Scott Chegg Racing	0						

FASTEST LAP

2		Andrew GILL	Kawasaki - RMKD Racing	2	2:05.898	84.89 mph	136.62 kph
23	S	Tham EVANS	Honda - Vanilla Electronics / GF racing	5	2:09.950	82.24 mph	132.36 kph
60	R	Eddie CROKER	Kawasaki -	5	2:15.469	78.89 mph	126.97 kph
19	S/R	James SEATH	Kawasaki - Ovenden	5	2:16.596	78.24 mph	125.92 kph

Class - 92.5% of Race Speed = 77.55 mph
Class S - 92.5% of Race Speed = 74.76 mph
Class R - 92.5% of Race Speed = 71.07 mph
Class S/R - 92.5% of Race Speed = 70.82 mph

Weather / Track : Sunny / Dry

These results are provisional until the conclusion of any judicial and technical matters.

Snetterton 300
Circuit Length = 2.9689 miles
Start: 12:39 Flag 12:49 End: 12:52

Clerk Of Course :		Timekeeper :

Results can be found at www.tsl-timing.com

Printed - 12:52 Saturday, 19 May 2018

EDIasia Formula 400 inc Sub 64 & Rookies

RACE 4 - LAP CHART

LAP 1 @ 12:41:26.571

NO	BEHIND	LAP TIME
2		2:10.569
43	3.634	2:14.203
3	3.672	2:14.241
45	4.284	2:14.853
23	7.172	2:17.741
63	7.285	2:17.854
38	7.745	2:18.314
86	9.325	2:19.894
27	10.045	2:20.614
22	10.421	2:20.990
15	10.509	2:21.078
33	11.727	2:22.296
85	13.858	2:24.427
16	14.284	2:24.853
100	15.048	2:25.617
19	15.308	2:25.877
57	15.474	2:26.043
84	15.510	2:26.079
51	16.154	2:26.723
60	17.210	2:27.779
90	20.222	2:30.791
26	21.623	2:32.192
20	23.293	2:33.862
9	23.514	2:34.083
5	23.903	2:34.472
93	24.003	2:34.572
110	24.413	2:34.982
56	24.420	2:34.989
52	25.243	2:35.812
40	26.345	2:36.914
98	26.937	2:37.506
30	28.062	2:38.631
797	29.620	2:40.189
35	30.355	2:40.924
117	30.872	2:41.441
999	35.854	2:46.423

LAP 2 @ 12:43:32.469

NO	BEHIND	LAP TIME
2		2:05.898
43	4.525	2:06.789
3	7.318	2:09.544
45	7.676	2:09.290
63	12.526	2:11.139
23	12.637	2:11.363
38	12.772	2:10.925
86	14.538	2:11.111
27	18.506	2:14.359
15	18.700	2:14.089
22	19.350	2:14.827
33	20.292	2:14.463
85	24.846	2:16.886
57	25.653	2:16.077
16	26.118	2:17.732
84	26.496	2:16.884
19	28.274	2:18.864
90	28.386	2:14.062
51	28.725	2:18.469
60	29.245	2:17.933
26	35.768	2:20.043
93	39.415	2:21.310
20	41.231	2:23.836
110	41.603	2:23.088
9	41.818	2:24.202
5	42.245	2:24.240
52	42.751	2:23.406
56	42.838	2:24.316
30	45.637	2:23.473
35	45.780	2:21.323
98	46.387	2:25.348
797	47.552	2:23.830
40	49.168	2:28.721
117	56.553	2:31.579

LAP 3 @ 12:45:38.840

NO	BEHIND	LAP TIME
2		2:06.371
43	5.418	2:07.264
3	10.260	2:09.313
45	10.606	2:09.301
23	17.304	2:11.038
63	17.421	2:11.266
38	17.745	2:11.344
86	19.271	2:11.104
27	25.886	2:13.751
15	26.204	2:13.875
22	27.190	2:14.211
33	28.219	2:14.298
85	35.031	2:16.556
57	35.713	2:16.431
16	36.338	2:16.591
84	37.044	2:16.919
90	37.083	2:15.068
60	39.656	2:16.782
19	39.893	2:17.990
51	40.000	2:17.646
26	47.916	2:18.519
93	51.933	2:18.889
20	54.522	2:19.662
9	55.315	2:19.868
5	55.786	2:19.912
52	56.627	2:20.247
110	57.647	2:22.415
35	58.271	2:18.862
56	58.683	2:22.216
30	1:02.398	2:23.132
98	1:03.382	2:23.366
797	1:05.716	2:24.535
40	1:15.084	2:32.287
117	1:22.393	2:32.211

LAP 4 @ 12:47:45.827

NO	BEHIND	LAP TIME
2		2:06.987
43	5.845	2:07.414
3	11.276	2:08.003
45	11.420	2:07.801
86	21.231	2:08.947
63	21.247	2:10.813
23	21.311	2:10.994
38	21.412	2:10.654
27	32.256	2:13.357
22	33.844	2:13.641
15	33.879	2:14.662
33	36.729	2:15.497
90	44.724	2:14.628
57	46.192	2:17.466
84	46.448	2:16.391
16	46.758	2:17.407
60	50.117	2:17.448
51	50.281	2:17.268
19	51.451	2:18.545
26	1:01.243	2:20.314
93	1:04.071	2:19.125
20	1:06.279	2:18.744
9	1:08.066	2:19.738
5	1:09.098	2:20.299
35	1:09.687	2:18.403
52	1:11.976	2:22.336
110	1:12.650	2:21.990
56	1:14.680	2:22.984
30	1:17.278	2:21.867
98	1:17.662	2:21.267
797	1:22.311	2:23.582
40	1:37.235	2:29.138
117	1:45.442	2:30.036

LAP 5 @ 12:49:53.350

NO	BEHIND	LAP TIME
2		2:07.523
43	6.354	2:08.032
3	11.440	2:07.687
45	11.655	2:07.758
86	22.129	2:08.421
23	23.738	2:09.950
63	24.251	2:10.527
38	24.312	2:10.423
27	38.390	2:13.657
15	39.797	2:13.441
22	40.686	2:14.365
33	45.352	2:16.146
90	52.168	2:14.967
84	53.836	2:14.911
57	53.862	2:15.193
16	54.491	2:15.256
60	58.063	2:15.469
51	58.901	2:16.143
19	1:00.524	2:16.596
26	1:13.890	2:20.170
93	1:15.968	2:19.420
20	1:17.402	2:18.646
9	1:20.839	2:20.296
5	1:21.720	2:20.145
52	1:24.380	2:19.927
35	1:25.382	2:23.218
110	1:26.972	2:21.845
56	1:30.511	2:23.354
98	1:31.379	2:21.240
30	1:31.998	2:22.243
797	1:44.986	2:30.198
40	1:57.001	2:27.289
117	2:08.963	2:31.044

Weather / Track : Sunny / Dry

Snetterton 300
Circuit Length = 2.9689 miles
Start: 12:39 Flag 12:49 End: 12:52

Results can be found at www.tsl-timing.com

Printed - 12:55 Saturday, 19 May 2018

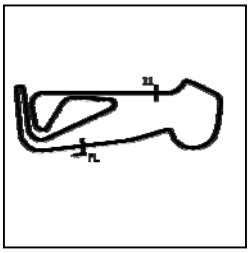

EDIasia Formula 400 inc Sub 64 & Rookies

RACE 4 - SECTOR ANALYSIS

SECTOR 1 = FL to I1, SECTOR 2 = I1 to FL, DIFF = Difference To Personal Best Lap, P = Crossed Finish Line in Pit Lane, D = Time Disallowed

P1 2 Andrew GILL — Kawasaki - RMKD Racing

IDEAL LAP TIME : 2:05.546 BEST LAP TIME : 2:05.898 DIFFERENCE : 0.352

LAP	SECTOR 1	SECTOR 2	LAP TIME		MPH	DIFF	TIME OF DAY
1 -		***41.566***	2:10.569		81.85	4.671	12:41:26.571
2 -	***1:23.980***	41.918	***2:05.898***	**(1)**	***84.89***		***12:43:32.469***
3 -	1:24.286	42.085	2:06.371	**(2)**	84.57	0.473	12:45:38.840
4 -	1:24.465	42.522	2:06.987	**(3)**	84.16	1.089	12:47:45.827
5 -	1:25.047	42.476	2:07.523		83.81	1.625	12:49:53.350

P2 43 Mark TAYLOR — Kawasaki - Longhove Contracts

IDEAL LAP TIME : 2:06.789 BEST LAP TIME : 2:06.789 DIFFERENCE : 0.000

LAP	SECTOR 1	SECTOR 2	LAP TIME		MPH	DIFF	TIME OF DAY
1 -		42.762	2:14.203		79.64	7.414	12:41:30.205
2 -	***1:25.017***	***41.772***	***2:06.789***	**(1)**	***84.29***		***12:43:36.994***
3 -	1:25.074	42.190	2:07.264	**(2)**	83.98	0.475	12:45:44.258
4 -	1:25.156	42.258	2:07.414	**(3)**	83.88	0.625	12:47:51.672
5 -	1:25.261	42.771	2:08.032		83.47	1.243	12:49:59.704

P3 3 Gary HENNING — Kawasaki - SGT motorcycles

IDEAL LAP TIME : 2:07.687 BEST LAP TIME : 2:07.687 DIFFERENCE : 0.000

LAP	SECTOR 1	SECTOR 2	LAP TIME		MPH	DIFF	TIME OF DAY
1 -		43.295	2:14.241		79.61	6.554	12:41:30.243
2 -	1:26.385	43.159	2:09.544		82.50	1.857	12:43:39.787
3 -	1:26.568	42.745	2:09.313	**(3)**	82.65	1.626	12:45:49.100
4 -	1:25.367	42.636	2:08.003	**(2)**	83.49	0.316	12:47:57.103
5 -	***1:25.153***	***42.534***	***2:07.687***	**(1)**	***83.70***		***12:50:04.790***

P4 45 Mark THOMPSON — Kawasaki - Flintstone Tyres / David Simon Tuning

IDEAL LAP TIME : 2:07.368 BEST LAP TIME : 2:07.758 DIFFERENCE : 0.390

LAP	SECTOR 1	SECTOR 2	LAP TIME		MPH	DIFF	TIME OF DAY
1 -		43.186	2:14.853		79.25	7.095	12:41:30.855
2 -	1:26.201	43.089	2:09.290	**(3)**	82.66	1.532	12:43:40.145
3 -	1:26.441	42.860	2:09.301		82.66	1.543	12:45:49.446
4 -	***1:25.155***	42.646	2:07.801	**(2)**	83.63	0.043	12:47:57.247
5 -	1:25.545	***42.213***	***2:07.758***	**(1)**	***83.65***		***12:50:05.005***

P5 86 Mathew SCOTT — Kawasaki -

IDEAL LAP TIME : 2:08.402 BEST LAP TIME : 2:08.421 DIFFERENCE : 0.019

LAP	SECTOR 1	SECTOR 2	LAP TIME		MPH	DIFF	TIME OF DAY
1 -		44.165	2:19.894		76.40	11.473	12:41:35.896
2 -	1:27.673	43.438	2:11.111		81.51	2.690	12:43:47.007
3 -	1:27.883	43.221	2:11.104	**(3)**	81.52	2.683	12:45:58.111
4 -	***1:25.915***	43.032	2:08.947	**(2)**	82.88	0.526	12:48:07.058
5 -	1:25.934	***42.487***	***2:08.421***	**(1)**	***83.22***		***12:50:15.479***

P6 23 S Tham EVANS — Honda - Vanilla Electronics / GF racing

IDEAL LAP TIME : 2:09.950 BEST LAP TIME : 2:09.950 DIFFERENCE : 0.000

LAP	SECTOR 1	SECTOR 2	LAP TIME		MPH	DIFF	TIME OF DAY
1 -		43.933	2:17.741		77.59	7.791	12:41:33.743
2 -	1:27.014	44.349	2:11.363		81.36	1.413	12:43:45.106
3 -	1:27.239	43.799	2:11.038	**(3)**	81.56	1.088	12:45:56.144
4 -	1:26.926	44.068	2:10.994	**(2)**	81.59	1.044	12:48:07.138
5 -	***1:26.829***	***43.121***	***2:09.950***	**(1)**	***82.24***		***12:50:17.088***

P7 63 S Harry FOWLE — Kawasaki - A.Fowle Joinery

IDEAL LAP TIME : 2:09.975 BEST LAP TIME : 2:10.527 DIFFERENCE : 0.552

LAP	SECTOR 1	SECTOR 2	LAP TIME	MPH	DIFF	TIME OF DAY

Weather / Track : Sunny / Dry

Snetterton 300
Circuit Length = 2.9689 miles
Start: 12:39 Flag 12:49 End: 12:52

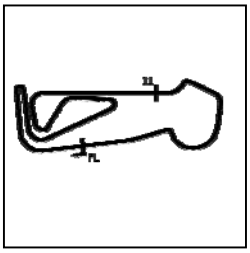

EDIasia Formula 400 inc Sub 64 & Rookies

RACE 4 - SECTOR ANALYSIS

SECTOR 1 = FL to I1, SECTOR 2 = I1 to FL, DIFF = Difference To Personal Best Lap, P = Crossed Finish Line in Pit Lane, D = Time Disallowed

1 -		43.220	2:17.854		77.53	7.327	12:41:33.856
2 -	1:27.626	43.513	2:11.139	(3)	81.50	0.612	12:43:44.995
3 -	1:28.260	43.006	2:11.266		81.42	0.739	12:45:56.261
4 -	***1:27.037***	43.776	2:10.813	(2)	81.70	0.286	12:48:07.074
5 -	1:27.589	***42.938***	***2:10.527***	(1)	***81.88***		***12:50:17.601***

P8 38 S Hayden WOOD Kawasaki -

IDEAL LAP TIME : 2:10.067 BEST LAP TIME : 2:10.423 DIFFERENCE : 0.356

LAP	SECTOR 1	SECTOR 2	LAP TIME		MPH	DIFF	TIME OF DAY
1 -		43.367	2:18.314		77.27	7.891	12:41:34.316
2 -	1:27.168	43.757	2:10.925	(3)	81.63	0.502	12:43:45.241
3 -	1:27.997	***43.347***	2:11.344		81.37	0.921	12:45:56.585
4 -	***1:26.720***	43.934	2:10.654	(2)	81.80	0.231	12:48:07.239
5 -	1:27.018	43.405	***2:10.423***	(1)	***81.94***		***12:50:17.662***

P9 27 S Justin MCCORMACK Kawasaki - JMR

IDEAL LAP TIME : 2:13.357 BEST LAP TIME : 2:13.357 DIFFERENCE : 0.000

LAP	SECTOR 1	SECTOR 2	LAP TIME		MPH	DIFF	TIME OF DAY
1 -		44.432	2:20.614		76.00	7.257	12:41:36.616
2 -	1:29.647	44.712	2:14.359		79.54	1.002	12:43:50.975
3 -	1:29.272	44.479	2:13.751	(3)	79.91	0.394	12:46:04.726
4 -	***1:29.108***	***44.249***	***2:13.357***	(1)	***80.14***		***12:48:18.083***
5 -	1:29.340	44.317	2:13.657	(2)	79.96	0.300	12:50:31.740

P10 15 Grant WALDER Kawasaki - Fins Motorcycles

IDEAL LAP TIME : 2:13.109 BEST LAP TIME : 2:13.441 DIFFERENCE : 0.332

LAP	SECTOR 1	SECTOR 2	LAP TIME		MPH	DIFF	TIME OF DAY
1 -		44.231	2:21.078		75.75	7.637	12:41:37.080
2 -	1:29.318	44.771	2:14.089	(3)	79.70	0.648	12:43:51.169
3 -	1:29.648	***44.227***	2:13.875	(2)	79.83	0.434	12:46:05.044
4 -	***1:28.882***	45.780	2:14.662		79.36	1.221	12:48:19.706
5 -	1:28.911	44.530	***2:13.441***	(1)	***80.09***		***12:50:33.147***

P11 22 Dave HARVIEK Kawasaki - HRC & Fatty's Cake Shop

IDEAL LAP TIME : 2:12.769 BEST LAP TIME : 2:13.641 DIFFERENCE : 0.872

LAP	SECTOR 1	SECTOR 2	LAP TIME		MPH	DIFF	TIME OF DAY
1 -		***44.448***	2:20.990		75.80	7.349	12:41:36.992
2 -	1:29.723	45.104	2:14.827		79.27	1.186	12:43:51.819
3 -	1:29.306	44.905	2:14.211	(2)	79.63	0.570	12:46:06.030
4 -	***1:28.321***	45.320	***2:13.641***	(1)	***79.97***		***12:48:19.671***
5 -	1:29.398	44.967	2:14.365	(3)	79.54	0.724	12:50:34.036

P12 33 S Carl JOHNSTONE Yamaha - EDIasia

IDEAL LAP TIME : 2:14.089 BEST LAP TIME : 2:14.298 DIFFERENCE : 0.209

LAP	SECTOR 1	SECTOR 2	LAP TIME		MPH	DIFF	TIME OF DAY
1 -		***44.618***	2:22.296		75.11	7.998	12:41:38.298
2 -	1:29.595	44.868	2:14.463	(2)	79.48	0.165	12:43:52.761
3 -	***1:29.471***	44.827	***2:14.298***	(1)	***79.58***		***12:46:07.059***
4 -	1:30.234	45.263	2:15.497	(3)	78.88	1.199	12:48:22.556
5 -	1:30.669	45.477	2:16.146		78.50	1.848	12:50:38.702

P13 90 S Steve RAPA Honda - David Simon Tuning

IDEAL LAP TIME : 2:13.892 BEST LAP TIME : 2:14.062 DIFFERENCE : 0.170

LAP	SECTOR 1	SECTOR 2	LAP TIME		MPH	DIFF	TIME OF DAY
1 -		45.989	2:30.791		70.87	16.729	12:41:46.793
2 -	***1:29.002***	45.060	***2:14.062***	(1)	***79.72***		***12:44:00.855***
3 -	1:29.278	45.790	2:15.068		79.13	1.006	12:46:15.923
4 -	1:29.215	45.413	2:14.628	(2)	79.38	0.566	12:48:30.551

Weather / Track : Sunny / Dry

Snetterton 300
Circuit Length = 2.9689 miles
Start: 12:39 Flag 12:49 End: 12:52

EDIasia Formula 400 inc Sub 64 & Rookies

RACE 4 - SECTOR ANALYSIS

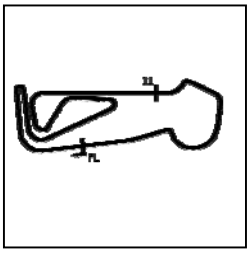

SECTOR 1 = FL to I1, SECTOR 2 = I1 to FL, DIFF = Difference To Personal Best Lap, P = Crossed Finish Line in Pit Lane, D = Time Disallowed

5 -	1:30.077	***44.890***	2:14.967 **(3)**	79.19	0.905	12:50:45.518

P14 84 S Gavin SCHOFIELD Honda -

IDEAL LAP TIME : 2:14.911 BEST LAP TIME : 2:14.911 DIFFERENCE : 0.000

LAP	SECTOR 1	SECTOR 2	LAP TIME	MPH	DIFF	TIME OF DAY
1 -		46.150	2:26.079	73.16	11.168	12:41:42.081
2 -	1:30.963	45.921	2:16.884 **(3)**	78.08	1.973	12:43:58.965
3 -	1:30.848	46.071	2:16.919	78.06	2.008	12:46:15.884
4 -	1:30.463	45.928	2:16.391 **(2)**	78.36	1.480	12:48:32.275
5 -	***1:29.007***	***45.904***	***2:14.911*** **(1)**	***79.22***		***12:50:47.186***

P15 57 Paul FISHER Kawasaki -

IDEAL LAP TIME : 2:14.982 BEST LAP TIME : 2:15.193 DIFFERENCE : 0.211

LAP	SECTOR 1	SECTOR 2	LAP TIME	MPH	DIFF	TIME OF DAY
1 -		45.725	2:26.043	73.18	10.850	12:41:42.045
2 -	1:30.578	45.499	2:16.077 **(2)**	78.54	0.884	12:43:58.122
3 -	***1:30.540***	45.891	2:16.431 **(3)**	78.34	1.238	12:46:14.553
4 -	1:31.704	45.762	2:17.466	77.75	2.273	12:48:32.019
5 -	1:30.751	***44.442***	***2:15.193*** **(1)**	***79.05***		***12:50:47.212***

P16 16 S Andrew WILKINS Kawasaki -

IDEAL LAP TIME : 2:15.256 BEST LAP TIME : 2:15.256 DIFFERENCE : 0.000

LAP	SECTOR 1	SECTOR 2	LAP TIME	MPH	DIFF	TIME OF DAY
1 -		46.163	2:24.853	73.78	9.597	12:41:40.855
2 -	1:31.871	45.861	2:17.732	77.60	2.476	12:43:58.587
3 -	1:31.038	45.553	2:16.591 **(2)**	78.24	1.335	12:46:15.178
4 -			2:17.407 **(3)**	77.78	2.151	12:48:32.585
5 -	***1:29.915***	***45.341***	***2:15.256*** **(1)**	***79.02***		***12:50:47.841***

P17 60 R Eddie CROKER Kawasaki -

IDEAL LAP TIME : 2:15.469 BEST LAP TIME : 2:15.469 DIFFERENCE : 0.000

LAP	SECTOR 1	SECTOR 2	LAP TIME	MPH	DIFF	TIME OF DAY
1 -		46.180	2:27.779	72.32	12.310	12:41:43.781
2 -	1:31.744	46.189	2:17.933	77.48	2.464	12:44:01.714
3 -	1:30.704	46.078	2:16.782 **(2)**	78.13	1.313	12:46:18.496
4 -	1:31.519	45.929	2:17.448 **(3)**	77.76	1.979	12:48:35.944
5 -	***1:30.066***	***45.403***	***2:15.469*** **(1)**	***78.89***		***12:50:51.413***

P18 51 Emma JARMAN Kawasaki - Mum & Dad, EDIAsia and CommunityUK

IDEAL LAP TIME : 2:16.143 BEST LAP TIME : 2:16.143 DIFFERENCE : 0.000

LAP	SECTOR 1	SECTOR 2	LAP TIME	MPH	DIFF	TIME OF DAY
1 -		45.506	2:26.723	72.84	10.580	12:41:42.725
2 -	1:32.494	45.975	2:18.469	77.18	2.326	12:44:01.194
3 -	1:32.291	45.355	2:17.646 **(3)**	77.64	1.503	12:46:18.840
4 -	1:31.552	45.716	2:17.268 **(2)**	77.86	1.125	12:48:36.108
5 -	***1:31.312***	***44.831***	***2:16.143*** **(1)**	***78.50***		***12:50:52.251***

P19 19 S/R James SEATH Kawasaki - Ovenden

IDEAL LAP TIME : 2:16.596 BEST LAP TIME : 2:16.596 DIFFERENCE : 0.000

LAP	SECTOR 1	SECTOR 2	LAP TIME	MPH	DIFF	TIME OF DAY
1 -		46.653	2:25.877	73.26	9.281	12:41:41.879
2 -	1:32.205	46.659	2:18.864	76.96	2.268	12:44:00.743
3 -	1:31.730	46.260	2:17.990 **(2)**	77.45	1.394	12:46:18.733
4 -	1:32.338	46.207	2:18.545 **(3)**	77.14	1.949	12:48:37.278
5 -	***1:30.750***	***45.846***	***2:16.596*** **(1)**	***78.24***		***12:50:53.874***

Weather / Track : Sunny / Dry

Snetterton 300
Circuit Length = 2.9689 miles
Start: 12:39 Flag 12:49 End: 12:52

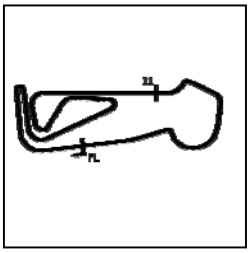

EDIasia Formula 400 inc Sub 64 & Rookies

RACE 4 - SECTOR ANALYSIS

SECTOR 1 = FL to I1, SECTOR 2 = I1 to FL, DIFF = Difference To Personal Best Lap, P = Crossed Finish Line in Pit Lane, D = Time Disallowed

P20 26 Lydia THOMPSON Kawasaki - Flintstone Racing - David Simons Tuning

IDEAL LAP TIME : 2:18.519 BEST LAP TIME : 2:18.519 DIFFERENCE : 0.000

LAP	SECTOR 1	SECTOR 2	LAP TIME	MPH	DIFF	TIME OF DAY
1 -		47.032	2:32.192	70.22	13.673	12:41:48.194
2 -	1:33.536	46.507	2:20.043 (2)	76.31	1.524	12:44:08.237
3 -	***1:32.447***	***46.072***	***2:18.519 (1)***	***77.15***		***12:46:26.756***
4 -	1:33.596	46.718	2:20.314	76.17	1.795	12:48:47.070
5 -	1:32.951	47.219	2:20.170 (3)	76.25	1.651	12:51:07.240

P21 93 R William GILLMAN Kawasaki -

IDEAL LAP TIME : 2:18.709 BEST LAP TIME : 2:18.889 DIFFERENCE : 0.180

LAP	SECTOR 1	SECTOR 2	LAP TIME	MPH	DIFF	TIME OF DAY
1 -		48.428	2:34.572	69.14	15.683	12:41:50.574
2 -	1:34.645	46.665	2:21.310	75.63	2.421	12:44:11.884
3 -	1:32.594	***46.295***	***2:18.889 (1)***	***76.95***		***12:46:30.773***
4 -	***1:32.414***	46.711	2:19.125 (2)	76.82	0.236	12:48:49.898
5 -	1:32.875	46.545	2:19.420 (3)	76.66	0.531	12:51:09.318

P22 20 R Connor SWYER Kawasaki - owkay clothing & EBC brakes

IDEAL LAP TIME : 2:18.051 BEST LAP TIME : 2:18.646 DIFFERENCE : 0.595

LAP	SECTOR 1	SECTOR 2	LAP TIME	MPH	DIFF	TIME OF DAY
1 -		48.990	2:33.862	69.46	15.216	12:41:49.864
2 -	1:35.435	48.401	2:23.836	74.30	5.190	12:44:13.700
3 -	1:33.087	***46.575***	2:19.662 (3)	76.52	1.016	12:46:33.362
4 -	***1:31.476***	47.268	2:18.744 (2)	77.03	0.098	12:48:52.106
5 -	1:31.728	46.918	***2:18.646 (1)***	***77.08***		***12:51:10.752***

P23 9 S Karl COONEY Kawasaki -

IDEAL LAP TIME : 2:19.704 BEST LAP TIME : 2:19.738 DIFFERENCE : 0.034

LAP	SECTOR 1	SECTOR 2	LAP TIME	MPH	DIFF	TIME OF DAY
1 -		48.571	2:34.083	69.36	14.345	12:41:50.085
2 -	1:34.960	49.242	2:24.202	74.11	4.464	12:44:14.287
3 -	1:32.609	47.259	2:19.868 (2)	76.41	0.130	12:46:34.155
4 -	1:32.595	***47.143***	***2:19.738 (1)***	***76.48***		***12:48:53.893***
5 -	***1:32.561***	47.735	2:20.296 (3)	76.18	0.558	12:51:14.189

P24 5 S Max HOUSE Yamaha -

IDEAL LAP TIME : 2:19.479 BEST LAP TIME : 2:19.912 DIFFERENCE : 0.433

LAP	SECTOR 1	SECTOR 2	LAP TIME	MPH	DIFF	TIME OF DAY
1 -		48.853	2:34.472	69.19	14.560	12:41:50.474
2 -	1:35.880	48.360	2:24.240	74.09	4.328	12:44:14.714
3 -	***1:33.027***	46.885	***2:19.912 (1)***	***76.39***		***12:46:34.626***
4 -	1:33.847	***46.452***	2:20.299 (3)	76.18	0.387	12:48:54.925
5 -	1:33.250	46.895	2:20.145 (2)	76.26	0.233	12:51:15.070

P25 52 Gary JARMAN Kawasaki - G & S Motorcycle tyres

IDEAL LAP TIME : 2:19.681 BEST LAP TIME : 2:19.927 DIFFERENCE : 0.246

LAP	SECTOR 1	SECTOR 2	LAP TIME	MPH	DIFF	TIME OF DAY
1 -		46.894	2:35.812	68.59	15.885	12:41:51.814
2 -	1:35.843	47.563	2:23.406	74.53	3.479	12:44:15.220
3 -	1:33.666	***46.581***	2:20.247 (2)	76.20	0.320	12:46:35.467
4 -	1:35.283	47.053	2:22.336 (3)	75.09	2.409	12:48:57.803
5 -	***1:33.100***	46.827	***2:19.927 (1)***	***76.38***		***12:51:17.730***

P26 35 S Sam DIGBY-BAKER Kawasaki -

IDEAL LAP TIME : 2:17.528 BEST LAP TIME : 2:18.403 DIFFERENCE : 0.875

LAP	SECTOR 1	SECTOR 2	LAP TIME	MPH	DIFF	TIME OF DAY

Weather / Track : Sunny / Dry

Snetterton 300
Circuit Length = 2.9689 miles
Start: 12:39 Flag 12:49 End: 12:52

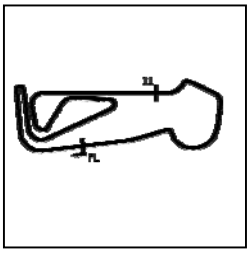

EDIasia Formula 400 inc Sub 64 & Rookies

RACE 4 - SECTOR ANALYSIS

SECTOR 1 = FL to I1, SECTOR 2 = I1 to FL, DIFF = Difference To Personal Best Lap, P = Crossed Finish Line in Pit Lane, D = Time Disallowed

1 -		47.583	2:40.924		66.41	22.521	12:41:56.926
2 -	1:33.457	47.866	2:21.323	(3)	75.62	2.920	12:44:18.249
3 -	***1:31.513***	47.349	2:18.862	(2)	76.96	0.459	12:46:37.111
4 -	1:32.388	***46.015***	***2:18.403***	**(1)**	***77.22***		***12:48:55.514***
5 -	1:32.115	51.103	2:23.218		74.62	4.815	12:51:18.732

P27 110 S/R Michael LANGLANDS

Kawasaki - Rafmsa

IDEAL LAP TIME : 2:20.747 BEST LAP TIME : 2:21.845 DIFFERENCE : 1.098

LAP	SECTOR 1	SECTOR 2	LAP TIME		MPH	DIFF	TIME OF DAY
1 -		48.356	2:34.982		68.96	13.137	12:41:50.984
2 -	1:35.406	47.682	2:23.088		74.69	1.243	12:44:14.072
3 -	1:35.041	***47.374***	2:22.415	(3)	75.04	0.570	12:46:36.487
4 -	1:34.586	47.404	2:21.990	(2)	75.27	0.145	12:48:58.477
5 -	***1:33.373***	48.472	***2:21.845***	**(1)**	***75.35***		***12:51:20.322***

P28 56 R Kallam SWYER

Kawasaki - Poole tyres & not centre

IDEAL LAP TIME : 2:22.056 BEST LAP TIME : 2:22.216 DIFFERENCE : 0.160

LAP	SECTOR 1	SECTOR 2	LAP TIME		MPH	DIFF	TIME OF DAY
1 -		48.883	2:34.989		68.96	12.773	12:41:50.991
2 -	1:35.761	48.555	2:24.316		74.06	2.100	12:44:15.307
3 -	1:34.528	47.688	***2:22.216***	**(1)**	***75.15***		***12:46:37.523***
4 -	1:35.309	***47.675***	2:22.984	(2)	74.75	0.768	12:49:00.507
5 -	***1:34.381***	48.973	2:23.354	(3)	74.55	1.138	12:51:23.861

P29 98 David BLYTH

Kawasaki - Tier Environmental

IDEAL LAP TIME : 2:21.036 BEST LAP TIME : 2:21.240 DIFFERENCE : 0.204

LAP	SECTOR 1	SECTOR 2	LAP TIME		MPH	DIFF	TIME OF DAY
1 -		48.215	2:37.506		67.85	16.266	12:41:53.508
2 -	1:36.665	48.683	2:25.348		73.53	4.108	12:44:18.856
3 -	1:35.358	48.008	2:23.366	(3)	74.55	2.126	12:46:42.222
4 -	1:34.527	***46.740***	2:21.267	(2)	75.65	0.027	12:49:03.489
5 -	***1:34.296***	46.944	***2:21.240***	**(1)**	***75.67***		***12:51:24.729***

P30 30 S/R Luke DOIG

Kawasaki -

IDEAL LAP TIME : 2:20.796 BEST LAP TIME : 2:21.867 DIFFERENCE : 1.071

LAP	SECTOR 1	SECTOR 2	LAP TIME		MPH	DIFF	TIME OF DAY
1 -		49.038	2:38.631		67.37	16.764	12:41:54.633
2 -	1:35.423	48.050	2:23.473		74.49	1.606	12:44:18.106
3 -	1:35.069	48.063	2:23.132	(3)	74.67	1.265	12:46:41.238
4 -	1:34.097	***47.770***	***2:21.867***	**(1)**	***75.33***		***12:49:03.105***
5 -	***1:33.026***	49.217	2:22.243	(2)	75.13	0.376	12:51:25.348

P31 797 S/R James BLYTH

Honda - Terra97

IDEAL LAP TIME : 2:22.656 BEST LAP TIME : 2:23.582 DIFFERENCE : 0.926

LAP	SECTOR 1	SECTOR 2	LAP TIME		MPH	DIFF	TIME OF DAY
1 -		49.974	2:40.189		66.72	16.607	12:41:56.191
2 -	1:35.405	***48.425***	2:23.830	(2)	74.31	0.248	12:44:20.021
3 -	***1:34.231***	50.304	2:24.535	(3)	73.94	0.953	12:46:44.556
4 -	1:34.949	48.633	***2:23.582***	**(1)**	***74.43***		***12:49:08.138***
5 -	1:39.976	50.222	2:30.198		71.15	6.616	12:51:38.336

P32 40 S/R Jonathan DINSMORE

Honda - RJs Car Restorations / PRO Hire

IDEAL LAP TIME : 2:27.289 BEST LAP TIME : 2:27.289 DIFFERENCE : 0.000

LAP	SECTOR 1	SECTOR 2	LAP TIME		MPH	DIFF	TIME OF DAY
1 -		49.906	2:36.914		68.11	9.625	12:41:52.916
2 -	1:38.894	49.827	2:28.721	(2)	71.86	1.432	12:44:21.637
3 -	1:38.823	53.464	2:32.287		70.18	4.998	12:46:53.924
4 -	1:39.138	50.000	2:29.138	(3)	71.66	1.849	12:49:23.062

Weather / Track : Sunny / Dry

Snetterton 300
Circuit Length = 2.9689 miles
Start: 12:39 Flag 12:49 End: 12:52

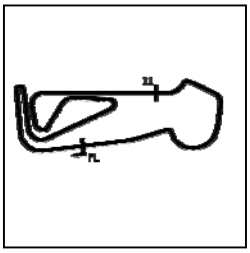

EDIasia Formula 400 inc Sub 64 & Rookies

RACE 4 - SECTOR ANALYSIS

SECTOR 1 = FL to I1, SECTOR 2 = I1 to FL, DIFF = Difference To Personal Best Lap, P = Crossed Finish Line in Pit Lane, D = Time Disallowed

5 -	***1:37.529***	***49.760***	***2:27.289*** **(1)**	***72.56***		***12:51:50.351***

P33 117 S Jordan HARRIS Kawasaki -

IDEAL LAP TIME : 2:29.326 BEST LAP TIME : 2:30.036 DIFFERENCE : 0.710

LAP	SECTOR 1	SECTOR 2	LAP TIME	MPH	DIFF	TIME OF DAY
1 -		50.766	2:41.441	66.20	11.405	12:41:57.443
2 -	1:41.272	50.307	2:31.579 **(3)**	70.51	1.543	12:44:29.022
3 -	1:42.280	***49.931***	2:32.211	70.21	2.175	12:47:01.233
4 -	***1:39.395***	50.641	***2:30.036*** **(1)**	***71.23***		***12:49:31.269***
5 -	1:40.498	50.546	2:31.044 **(2)**	70.76	1.008	12:52:02.313

P34 85 James ROBINSON Kawasaki - claire palastanga ceramics

IDEAL LAP TIME : 2:16.197 BEST LAP TIME : 2:16.556 DIFFERENCE : 0.359

LAP	SECTOR 1	SECTOR 2	LAP TIME	MPH	DIFF	TIME OF DAY
1 -		45.932	2:24.427 **(3)**	74.00	7.871	12:41:40.429
2 -	1:31.028	***45.858***	2:16.886 **(2)**	78.08	0.330	12:43:57.315
3 -	***1:30.339***	46.217	***2:16.556*** **(1)**	***78.26***		***12:46:13.871***

P35 100 S/R Jonathan ALLUM Honda - LittleJonnys Catering

IDEAL LAP TIME : BEST LAP TIME : 2:25.617 DIFFERENCE :

LAP	SECTOR 1	SECTOR 2	LAP TIME	MPH	DIFF	TIME OF DAY
1 -		***45.927***	***2:25.617*** **(1)**	***73.39***		***12:41:41.619***

P36 999 S/R Jim DALTON Kawasaki - Mick Dale

IDEAL LAP TIME : BEST LAP TIME : 2:46.423 DIFFERENCE :

LAP	SECTOR 1	SECTOR 2	LAP TIME	MPH	DIFF	TIME OF DAY
1 -		***54.523***	***2:46.423*** **(1)**	***64.22***		***12:42:02.425***

Weather / Track : Sunny / Dry

Snetterton 300
Circuit Length = 2.9689 miles
Start: 12:39 Flag 12:49 End: 12:52

EDIasia Formula 400 inc Sub 64 & Rookies

RACE 4 - BEST SECTORS

SECTOR 1

POS	NO	NAME	TIME
1	2	GILL	**1:23.980**
2	43	TAYLOR	**1:25.017**
3	3	HENNING	**1:25.153**
4	45	THOMPSON	**1:25.155**
5	86	SCOTT	**1:25.915**
6	38	WOOD	**1:26.720**
7	23	EVANS	**1:26.829**
8	63	FOWLE	**1:27.037**
9	22	HARVIEK	**1:28.321**
10	15	WALDER	**1:28.882**
11	90	RAPA	**1:29.002**
12	84	SCHOFIELD	**1:29.007**
13	27	MCCORMACK	**1:29.108**
14	33	JOHNSTONE	**1:29.471**
15	16	WILKINS	**1:29.915**
16	60	CROKER	**1:30.066**
17	85	ROBINSON	**1:30.339**
18	57	FISHER	**1:30.540**
19	19	SEATH	**1:30.750**
20	51	JARMAN	**1:31.312**
21	20	SWYER	**1:31.476**
22	35	DIGBY-BAKER	**1:31.513**
23	93	GILLMAN	**1:32.414**
24	26	THOMPSON	**1:32.447**
25	9	COONEY	**1:32.561**
26	30	DOIG	**1:33.026**
27	5	HOUSE	**1:33.027**
28	52	JARMAN	**1:33.100**
29	110	LANGLANDS	**1:33.373**
30	797	BLYTH	**1:34.231**
31	98	BLYTH	**1:34.296**
32	56	SWYER	**1:34.381**
33	40	DINSMORE	**1:37.529**
34	117	HARRIS	**1:39.395**
35			
36			
37			
38			

SECTOR 2

NO	NAME	TIME
2	GILL	**41.566**
43	TAYLOR	**41.772**
45	THOMPSON	**42.213**
86	SCOTT	**42.487**
3	HENNING	**42.534**
63	FOWLE	**42.938**
23	EVANS	**43.121**
38	WOOD	**43.347**
15	WALDER	**44.227**
27	MCCORMACK	**44.249**
57	FISHER	**44.442**
22	HARVIEK	**44.448**
33	JOHNSTONE	**44.618**
51	JARMAN	**44.831**
90	RAPA	**44.890**
16	WILKINS	**45.341**
60	CROKER	**45.403**
19	SEATH	**45.846**
85	ROBINSON	**45.858**
84	SCHOFIELD	**45.904**
100	ALLUM	**45.927**
35	DIGBY-BAKER	**46.015**
26	THOMPSON	**46.072**
93	GILLMAN	**46.295**
5	HOUSE	**46.452**
20	SWYER	**46.575**
52	JARMAN	**46.581**
98	BLYTH	**46.740**
9	COONEY	**47.143**
110	LANGLANDS	**47.374**
56	SWYER	**47.675**
30	DOIG	**47.770**
797	BLYTH	**48.425**
40	DINSMORE	**49.760**
117	HARRIS	**49.931**
999	DALTON	**54.523**

IDEAL / BEST COMPARISON

POS	NO	NAME	IDEAL	BEST	DIFF
		PERFECT LAP	2:05.546		
1	2	GILL	2:05.546	2:05.898	0.352
2	43	TAYLOR	2:06.789	2:06.789	0.000
3	45	THOMPSON	2:07.368	2:07.758	0.390
4	3	HENNING	2:07.687	2:07.687	0.000
5	86	SCOTT	2:08.402	2:08.421	0.019
6	23	EVANS	2:09.950	2:09.950	0.000
7	63	FOWLE	2:09.975	2:10.527	0.552
8	38	WOOD	2:10.067	2:10.423	0.356
9	22	HARVIEK	2:12.769	2:13.641	0.872
10	15	WALDER	2:13.109	2:13.441	0.332
11	27	MCCORMACK	2:13.357	2:13.357	0.000
12	90	RAPA	2:13.892	2:14.062	0.170
13	33	JOHNSTONE	2:14.089	2:14.298	0.209
14	84	SCHOFIELD	2:14.911	2:14.911	0.000
15	57	FISHER	2:14.982	2:15.193	0.211
16	16	WILKINS	2:15.256	2:15.256	0.000
17	60	CROKER	2:15.469	2:15.469	0.000
18	51	JARMAN	2:16.143	2:16.143	0.000
19	85	ROBINSON	2:16.197	2:16.556	0.359
20	19	SEATH	2:16.596	2:16.596	0.000
21	35	DIGBY-BAKER	2:17.528	2:18.403	0.875
22	20	SWYER	2:18.051	2:18.646	0.595
23	26	THOMPSON	2:18.519	2:18.519	0.000
24	93	GILLMAN	2:18.709	2:18.889	0.180
25	5	HOUSE	2:19.479	2:19.912	0.433
26	52	JARMAN	2:19.681	2:19.927	0.246
27	9	COONEY	2:19.704	2:19.738	0.034
28	110	LANGLANDS	2:20.747	2:21.845	1.098
29	30	DOIG	2:20.796	2:21.867	1.071
30	98	BLYTH	2:21.036	2:21.240	0.204
31	56	SWYER	2:22.056	2:22.216	0.160
32	797	BLYTH	2:22.656	2:23.582	0.926
33	40	DINSMORE	2:27.289	2:27.289	0.000
34	117	HARRIS	2:29.326	2:30.036	0.710
35	100	ALLUM		2:25.617	
36	999	DALTON		2:46.423	

Weather / Track : Sunny / Dry

Snetterton 300
Circuit Length = 2.9689 miles
Start: 12:39 Flag 12:49 End: 12:52

Results can be found at www.tsl-timing.com

Printed - 12:54 Saturday, 19 May 2018

EDIasia Formula 400 inc Sub 64 & Rookies

RACE 13 - GRID (5 Laps)

ROW 14	1		41	147 Matthew MAY		40	17 Andrew POCOCK	
ROW 13	39	10 Justin ARBON			38	73 Stephen BORN	37	21 Ben HUNTER
ROW 12	36	999 Jim DALTON 2:46.423	35	117 Jordan HARRIS 2:30.036			34	40 Jonathan DINSMORE 2:27.289
ROW 11	33	100 Jonathan ALLUM 2:25.617			32	797 James BLYTH 2:23.582	31	56 Kallam SWYER 2:22.216
ROW 10	30	30 Luke DOIG 2:21.867	29	110 Michael LANGLANDS 2:21.845			28	98 David BLYTH 2:21.240
ROW 9	27	52 Gary JARMAN 2:19.927			26	5 Max HOUSE 2:19.912	25	9 Karl COONEY 2:19.738
ROW 8	24	93 William GILLMAN 2:18.889	23	20 Connor SWYER 2:18.646			22	26 Lydia THOMPSON 2:18.519
ROW 7	21	35 Sam DIGBY-BAKER 2:18.403			20	19 James SEATH 2:16.596	19	85 James ROBINSON 2:16.556
ROW 6	18	51 Emma JARMAN 2:16.143	17	60 Eddie CROKER 2:15.469			16	16 Andrew WILKINS 2:15.256
ROW 5	15	57 Paul FISHER 2:15.193			14	84 Gavin SCHOFIELD 2:14.911	13	33 Carl JOHNSTONE 2:14.298
ROW 4	12	90 Steve RAPA 2:14.062	11	22 Dave HARVIEK 2:13.641			10	15 Grant WALDER 2:13.441
ROW 3	9	27 Justin MCCORMACK 2:13.357			8	63 Harry FOWLE 2:10.527	7	38 Hayden WOOD 2:10.423
ROW 2	6	23 Tham EVANS 2:09.950	5	86 Mathew SCOTT 2:08.421			4	45 Mark THOMPSON 2:07.758
ROW 1	3	3 Gary HENNING 2:07.687			2	43 Mark TAYLOR 2:06.789	1	2 Andrew GILL 2:05.898

Pole

Snetterton 300
Circuit Length = 2.9689 miles

These results are provisional until the conclusion of any judicial and technical matters.

Clerk Of Course :		Timekeeper :

Results can be found at www.tsl-timing.com

Printed - 12:56 Saturday, 19 May 2018

EDIasia Formula 400 inc Sub 64 & Rookies

RACE 13 - CLASSIFICATION

POS	NO	CL	PIC	NAME	ENTRY	LAPS	TIME	GAP	DIFF	MPH	BEST	ON
1	**2**		1	Andrew GILL	Kawasaki - RMKD Racing	**5**	10:44.124			82.96	**2:07.302**	2
2	**45**		2	Mark THOMPSON	Kawasaki - Flintstone Tyres / David Simon Tuning	**5**	10:46.848	**2.724**	2.724	82.61	**2:07.260**	5
3	**43**		3	Mark TAYLOR	Kawasaki - Longhove Contracts	**5**	10:48.155	**4.031**	1.307	82.44	**2:07.536**	5
4	**3**		4	Gary HENNING	Kawasaki - SGT motorcycles	**5**	10:49.569	**5.445**	1.414	82.27	**2:07.553**	4
5	**86**		5	Mathew SCOTT	Kawasaki -	**5**	10:54.747	**10.623**	5.178	81.61	**2:08.489**	5
6	**23**	S	1	Tham EVANS	Honda - Vanilla Electronics / GF racing	**5**	11:01.137	**17.013**	6.390	80.83	**2:10.549**	3
7	**63**	S	2	Harry FOWLE	Kawasaki - A.Fowle Joinery	**5**	11:01.211	**17.087**	0.074	80.82	**2:10.033**	5
8	**38**	S	3	Hayden WOOD	Kawasaki -	**5**	11:01.452	**17.328**	0.241	80.79	**2:09.963**	5
9	**27**	S	4	Justin MCCORMACK	Kawasaki - JMR	**5**	11:21.294	**37.170**	19.842	78.43	**2:13.140**	5
10	**22**		6	Dave HARVIEK	Kawasaki - HRC & Fatty's Cake Shop	**5**	11:21.702	**37.578**	0.408	78.39	**2:11.979**	5
11	**60**	R	1	Eddie CROKER	Kawasaki -	**5**	11:29.388	**45.264**	7.686	77.51	**2:14.841**	4
12	**15**		7	Grant WALDER	Kawasaki - Fins Motorcycles	**5**	11:30.560	**46.436**	1.172	77.38	**2:15.994**	4
13	**16**	S	5	Andrew WILKINS	Kawasaki -	**5**	11:30.890	**46.766**	0.330	77.35	**2:16.319**	4
14	**51**		8	Emma JARMAN	Kawasaki - Mum & Dad, EDIAsia and CommunityUk	**5**	11:33.246	**49.122**	2.356	77.08	**2:14.380**	5
15	**57**		9	Paul FISHER	Kawasaki -	**5**	11:33.298	**49.174**	0.052	77.08	**2:14.807**	5
16	**85**		10	James ROBINSON	Kawasaki - claire palastanga ceramics	**5**	11:33.974	**49.850**	0.676	77.00	**2:14.597**	5
17	**93**		11	William GILLMAN	Kawasaki -	**5**	11:35.771	**51.647**	1.797	76.80	**2:15.390**	5
18	**33**	S	6	Carl JOHNSTONE	Yamaha - EDIasia	**5**	11:37.524	**53.400**	1.753	76.61	**2:16.425**	5
19	**52**		12	Gary JARMAN	Kawasaki - G & S Motorcycle tyres	**5**	11:38.135	**54.011**	0.611	76.54	**2:15.740**	5
20	**84**	S	7	Gavin SCHOFIELD	Honda -	**5**	11:38.776	**54.652**	0.641	76.47	**2:15.915**	5
21	**20**	R	2	Connor SWYER	Kawasaki - owkay clothing & EBC brakes	**5**	11:41.591	**57.467**	2.815	76.17	**2:16.824**	5
22	**19**	S/R	1	James SEATH	Kawasaki - Ovenden	**5**	11:42.019	**57.895**	0.428	76.12	**2:16.976**	5
23	**35**	S	8	Sam DIGBY-BAKER	Kawasaki -	**5**	11:42.056	**57.932**	0.037	76.11	**2:16.351**	5
24	**90**	S	9	Steve RAPA	Honda - David Simon Tuning	**5**	11:48.479	**1:04.355**	6.423	75.42	**2:14.611**	5
25	**30**	S/R	2	Luke DOIG	Kawasaki -	**5**	11:55.483	**1:11.359**	7.004	74.69	**2:19.886**	5
26	**26**		13	Lydia THOMPSON	Kawasaki - Flintstone Racing - David Simons Tuning	**5**	11:58.979	**1:14.855**	3.496	74.32	**2:20.556**	5
27	**9**	S	10	Karl COONEY	Kawasaki -	**5**	11:59.820	**1:15.696**	0.841	74.24	**2:20.401**	5
28	**797**	S/R	3	James BLYTH	Honda - Terra97	**5**	12:21.967	**1:37.843**	22.147	72.02	**2:23.520**	2
29	**110**	S/R	4	Michael LANGLANDS	Kawasaki - Rafmsa	**5**	12:22.229	**1:38.105**	0.262	71.99	**2:25.358**	2
30	**40**	S/R	5	Jonathan DINSMORE	Honda - RJs Car Restorations / PRO Hire	**5**	12:32.943	**1:48.819**	10.714	70.97	**2:26.226**	2
31	**100**	S/R	6	Jonathan ALLUM	Honda - LittleJonnys Catering	**4**	12:59.422	**1 Lap**	1 Lap	54.85	**2:18.096**	2
				NOT CLASSIFIED								
DNF	**56**	R		Kallam SWYER	Kawasaki - Poole tyres & not centre	**2**	4:56.425	**3 Laps**	2 Laps	72.11	**2:21.948**	2
DNF	**117**	S		Jordan HARRIS	Kawasaki -	**2**	5:03.194	**3 Laps**	6.769	70.50	**2:26.592**	2
DNF	**98**	S/R		David BLYTH	Kawasaki - Tier Environmental	**0**						
DNF	**999**	S/R		Jim DALTON	Kawasaki - Mick Dale	**0**						
DNF	**21**	S		Ben HUNTER	Yamaha -	**0**						

FASTEST LAP

45		Mark THOMPSON	Kawasaki - Flintstone Tyres / David Simon Tuning	**5**	2:07.260	83.98 mph	135.16 kph
38	S	Hayden WOOD	Kawasaki -	**5**	2:09.963	82.23 mph	132.35 kph
60	R	Eddie CROKER	Kawasaki -	**4**	2:14.841	79.26 mph	127.56 kph
19	S/R	James SEATH	Kawasaki - Ovenden	**5**	2:16.976	78.02 mph	125.57 kph

Class - 92.5% of Race Speed = 76.73 mph
Class S - 92.5% of Race Speed = 74.76 mph
Class R - 92.5% of Race Speed = 71.69 mph
Class S/R - 92.5% of Race Speed = 70.41 mph

Snetterton 300
Circuit Length = 2.9689 miles
Start: 16:09 Flag 16:20 End: 16:22

Weather / Track : Sunny / Dry
These results are provisional until the conclusion of any judicial and technical matters.

Clerk Of Course :		Timekeeper :

Results can be found at www.tsl-timing.com

Printed - 16:23 Saturday, 19 May 2018

EDIasia Formula 400 inc Sub 64 & Rookies

RACE 13 - LAP CHART

LAP 1 @ 16:11:28.823

NO	BEHIND	LAP TIME
2		2:11.645
3	2.027	2:13.672
43	2.285	2:13.930
45	2.574	2:14.219
86	4.895	2:16.540
23	5.946	2:17.591
63	6.734	2:18.379
38	7.522	2:19.167
15	11.489	2:23.134
22	12.325	2:23.970
27	12.613	2:24.258
16	12.742	2:24.387
57	14.340	2:25.985
51	15.646	2:27.291
60	16.452	2:28.097
84	16.742	2:28.387
93	16.848	2:28.493
33	16.854	2:28.499
19	17.159	2:28.804
85	17.851	2:29.496
35	18.340	2:29.985
52	18.377	2:30.022
90	19.329	2:30.974
20	20.345	2:31.990
26	20.987	2:32.632
9	21.891	2:33.536
30	22.168	2:33.813
56	22.832	2:34.477
797	24.252	2:35.897
117	24.957	2:36.602
110	25.110	2:36.755
40	31.209	2:42.854

LAP 2 @ 16:13:36.125

NO	BEHIND	LAP TIME
2		2:07.302
3	3.499	2:08.774
43	3.922	2:08.939
45	3.991	2:08.719
86	8.337	2:10.744
23	9.428	2:10.784
63	10.438	2:11.006
38	10.986	2:10.766
27	20.709	2:15.398
15	21.392	2:17.205
22	22.071	2:17.048
16	22.186	2:16.746
60	24.886	2:15.736
57	25.814	2:18.776
51	26.598	2:18.254
93	27.022	2:17.476
85	27.514	2:16.965
33	27.567	2:18.015
84	27.935	2:18.495
52	28.312	2:17.237
35	29.546	2:18.508
19	29.654	2:19.797
90	29.797	2:17.770
20	30.563	2:17.520
26	36.286	2:22.601
9	36.445	2:21.856
30	36.636	2:21.770
56	37.478	2:21.948
797	40.470	2:23.520
110	43.166	2:25.358
117	44.247	2:26.592
40	50.133	2:26.226
100	1 Lap	6:03.905

LAP 3 @ 16:15:44.272

NO	BEHIND	LAP TIME
2		2:08.147
45	5.045	2:09.201
3	5.361	2:10.009
43	5.663	2:09.888
86	9.753	2:09.563
23	11.830	2:10.549
63	13.139	2:10.848
38	13.251	2:10.412
27	27.273	2:14.711
22	29.600	2:15.676
15	30.545	2:17.300
16	30.845	2:16.806
60	32.568	2:15.829
57	34.421	2:16.754
51	35.722	2:17.271
85	36.137	2:16.770
93	36.968	2:18.093
33	37.329	2:17.909
52	37.626	2:17.461
84	38.727	2:18.939
19	39.514	2:18.007
20	40.038	2:17.622
35	40.072	2:18.673
30	48.559	2:20.070
26	49.471	2:21.332
90	49.906	2:28.256
9	50.598	2:22.300
797	57.133	2:24.810
110	1:02.427	2:27.408
40	1:09.994	2:28.008
100	1 Lap	2:18.096

LAP 4 @ 16:17:52.866

NO	BEHIND	LAP TIME
2		2:08.594
45	3.900	2:07.449
3	4.320	2:07.553
43	4.931	2:07.862
86	10.570	2:09.411
23	13.942	2:10.706
63	15.490	2:10.945
38	15.801	2:11.144
27	32.466	2:13.787
22	34.035	2:13.029
15	37.945	2:15.994
16	38.570	2:16.319
60	38.815	2:14.841
57	42.803	2:16.976
51	43.178	2:16.050
85	43.689	2:16.146
93	44.693	2:16.319
33	45.411	2:16.676
52	46.707	2:17.675
84	47.173	2:17.040
20	49.079	2:17.635
19	49.355	2:18.435
35	50.017	2:18.539
90	58.180	2:16.868
30	59.909	2:19.944
26	1:02.735	2:21.858
9	1:03.731	2:21.727
797	1:15.654	2:27.115
110	1:20.945	2:27.112
40	1:28.659	2:27.259
100	1 Lap	2:18.405

LAP 5 @ 16:20:01.302

NO	BEHIND	LAP TIME
2		2:08.436
45	2.724	2:07.260
43	4.031	2:07.536
3	5.445	2:09.561
86	10.623	2:08.489
23	17.013	2:11.507
63	17.087	2:10.033
38	17.328	2:09.963
27	37.170	2:13.140
22	37.578	2:11.979
60	45.264	2:14.885
15	46.436	2:16.927
16	46.766	2:16.632
51	49.122	2:14.380
57	49.174	2:14.807
85	49.850	2:14.597
93	51.647	2:15.390
33	53.400	2:16.425
52	54.011	2:15.740
84	54.652	2:15.915
20	57.467	2:16.824
19	57.895	2:16.976
35	57.932	2:16.351
90	1:04.355	2:14.611
30	1:11.359	2:19.886
26	1:14.855	2:20.556
9	1:15.696	2:20.401
797	1:37.843	2:30.625
110	1:38.105	2:25.596
40	1:48.819	2:28.596
100	1 Lap	2:19.016

Weather / Track : Sunny / Dry

Snetterton 300
Circuit Length = 2.9689 miles
Start: 16:09 Flag 16:20 End: 16:22

Results can be found at www.tsl-timing.com

Printed - 16:24 Saturday, 19 May 2018

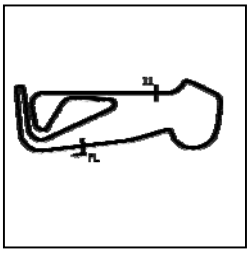

EDIasia Formula 400 inc Sub 64 & Rookies

RACE 13 - SECTOR ANALYSIS

SECTOR 1 = FL to I1, SECTOR 2 = I1 to FL, DIFF = Difference To Personal Best Lap, P = Crossed Finish Line in Pit Lane, D = Time Disallowed

P1 2 Andrew GILL — Kawasaki - RMKD Racing

IDEAL LAP TIME : 2:06.642 BEST LAP TIME : 2:07.302 DIFFERENCE : 0.660

LAP	SECTOR 1	SECTOR 2	LAP TIME	MPH	DIFF	TIME OF DAY
1 -		***41.963***	2:11.645	81.18	4.343	16:11:28.823
2 -	***1:24.679***	42.623	***2:07.302*** **(1)**	***83.95***		***16:13:36.125***
3 -	1:25.513	42.634	2:08.147 **(2)**	83.40	0.845	16:15:44.272
4 -	1:25.814	42.780	2:08.594	83.11	1.292	16:17:52.866
5 -	1:25.765	42.671	2:08.436 **(3)**	83.21	1.134	16:20:01.302

P2 45 Mark THOMPSON — Kawasaki - Flintstone Tyres / David Simon Tuning

IDEAL LAP TIME : 2:07.230 BEST LAP TIME : 2:07.260 DIFFERENCE : 0.030

LAP	SECTOR 1	SECTOR 2	LAP TIME	MPH	DIFF	TIME OF DAY
1 -		42.352	2:14.219	79.63	6.959	16:11:31.397
2 -	1:25.979	42.740	2:08.719 **(3)**	83.03	1.459	16:13:40.116
3 -	1:26.258	42.943	2:09.201	82.72	1.941	16:15:49.317
4 -	***1:24.886***	42.563	2:07.449 **(2)**	83.86	0.189	16:17:56.766
5 -	1:24.916	***42.344***	***2:07.260*** **(1)**	***83.98***		***16:20:04.026***

P3 43 Mark TAYLOR — Kawasaki - Longhove Contracts

IDEAL LAP TIME : 2:07.536 BEST LAP TIME : 2:07.536 DIFFERENCE : 0.000

LAP	SECTOR 1	SECTOR 2	LAP TIME	MPH	DIFF	TIME OF DAY
1 -		42.638	2:13.930	79.80	6.394	16:11:31.108
2 -	1:26.280	42.659	2:08.939 **(3)**	82.89	1.403	16:13:40.047
3 -	1:26.434	43.454	2:09.888	82.28	2.352	16:15:49.935
4 -	1:25.302	42.560	2:07.862 **(2)**	83.59	0.326	16:17:57.797
5 -	***1:25.231***	***42.305***	***2:07.536*** **(1)**	***83.80***		***16:20:05.333***

P4 3 Gary HENNING — Kawasaki - SGT motorcycles

IDEAL LAP TIME : 2:06.417 BEST LAP TIME : 2:07.553 DIFFERENCE : 1.136

LAP	SECTOR 1	SECTOR 2	LAP TIME	MPH	DIFF	TIME OF DAY
1 -		42.833	2:13.672	79.95	6.119	16:11:30.850
2 -	1:25.921	42.853	2:08.774 **(2)**	82.99	1.221	16:13:39.624
3 -	1:26.314	43.695	2:10.009	82.21	2.456	16:15:49.633
4 -	1:25.301	***42.252***	***2:07.553*** **(1)**	***83.79***		***16:17:57.186***
5 -	***1:24.165***	45.396	2:09.561 **(3)**	82.49	2.008	16:20:06.747

P5 86 Mathew SCOTT — Kawasaki -

IDEAL LAP TIME : 2:08.489 BEST LAP TIME : 2:08.489 DIFFERENCE : 0.000

LAP	SECTOR 1	SECTOR 2	LAP TIME	MPH	DIFF	TIME OF DAY
1 -		43.266	2:16.540	78.27	8.051	16:11:33.718
2 -	1:27.251	43.493	2:10.744	81.74	2.255	16:13:44.462
3 -	1:26.785	42.778	2:09.563 **(3)**	82.49	1.074	16:15:54.025
4 -	1:26.534	42.877	2:09.411 **(2)**	82.59	0.922	16:18:03.436
5 -	***1:25.970***	***42.519***	***2:08.489*** **(1)**	***83.18***		***16:20:11.925***

P6 23 S Tham EVANS — Honda - Vanilla Electronics / GF racing

IDEAL LAP TIME : 2:10.472 BEST LAP TIME : 2:10.549 DIFFERENCE : 0.077

LAP	SECTOR 1	SECTOR 2	LAP TIME	MPH	DIFF	TIME OF DAY
1 -		43.518	2:17.591	77.67	7.042	16:11:34.769
2 -	1:27.101	43.683	2:10.784 **(3)**	81.72	0.235	16:13:45.553
3 -	1:27.119	***43.430***	***2:10.549*** **(1)**	***81.87***		***16:15:56.102***
4 -	***1:27.042***	43.664	2:10.706 **(2)**	81.77	0.157	16:18:06.808
5 -	1:27.451	44.056	2:11.507	81.27	0.958	16:20:18.315

P7 63 S Harry FOWLE — Kawasaki - A.Fowle Joinery

IDEAL LAP TIME : 2:10.033 BEST LAP TIME : 2:10.033 DIFFERENCE : 0.000

LAP	SECTOR 1	SECTOR 2	LAP TIME	MPH	DIFF	TIME OF DAY

Weather / Track : Sunny / Dry

Snetterton 300
Circuit Length = 2.9689 miles
Start: 16:09 Flag 16:20 End: 16:22

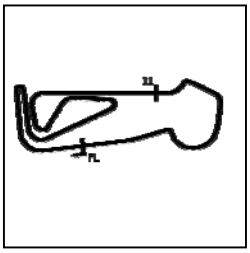

EDIasia Formula 400 inc Sub 64 & Rookies

RACE 13 - SECTOR ANALYSIS

SECTOR 1 = FL to I1, SECTOR 2 = I1 to FL, DIFF = Difference To Personal Best Lap, P = Crossed Finish Line in Pit Lane, D = Time Disallowed

1 -		43.309	2:18.379		77.23	8.346	16:11:35.557
2 -	1:27.686	43.320	2:11.006		81.58	0.973	16:13:46.563
3 -	1:27.652	43.196	2:10.848	(2)	81.68	0.815	16:15:57.411
4 -	1:27.652	43.293	2:10.945	(3)	81.62	0.912	16:18:08.356
5 -	***1:27.027***	***43.006***	***2:10.033***	**(1)**	***82.19***		***16:20:18.389***

P8 38 S Hayden WOOD

Kawasaki -

IDEAL LAP TIME : 2:09.804 BEST LAP TIME : 2:09.963 DIFFERENCE : 0.159

LAP	SECTOR 1	SECTOR 2	LAP TIME		MPH	DIFF	TIME OF DAY
1 -		43.886	2:19.167		76.79	9.204	16:11:36.345
2 -	1:27.582	43.184	2:10.766	(3)	81.73	0.803	16:13:47.111
3 -	***1:27.109***	43.303	2:10.412	(2)	81.95	0.449	16:15:57.523
4 -	1:27.754	43.390	2:11.144		81.49	1.181	16:18:08.667
5 -	1:27.268	***42.695***	***2:09.963***	**(1)**	***82.23***		***16:20:18.630***

P9 27 S Justin MCCORMACK

Kawasaki - JMR

IDEAL LAP TIME : 2:13.140 BEST LAP TIME : 2:13.140 DIFFERENCE : 0.000

LAP	SECTOR 1	SECTOR 2	LAP TIME		MPH	DIFF	TIME OF DAY
1 -		45.676	2:24.258		74.08	11.118	16:11:41.436
2 -	1:30.390	45.008	2:15.398		78.93	2.258	16:13:56.834
3 -	1:29.546	45.165	2:14.711	(3)	79.34	1.571	16:16:11.545
4 -	1:29.556	44.231	2:13.787	(2)	79.88	0.647	16:18:25.332
5 -	***1:29.256***	***43.884***	***2:13.140***	**(1)**	***80.27***		***16:20:38.472***

P10 22 Dave HARVIEK

Kawasaki - HRC & Fatty's Cake Shop

IDEAL LAP TIME : 2:11.979 BEST LAP TIME : 2:11.979 DIFFERENCE : 0.000

LAP	SECTOR 1	SECTOR 2	LAP TIME		MPH	DIFF	TIME OF DAY
1 -		45.891	2:23.970		74.23	11.991	16:11:41.148
2 -	1:30.838	46.210	2:17.048		77.98	5.069	16:13:58.196
3 -	1:30.622	45.054	2:15.676	(3)	78.77	3.697	16:16:13.872
4 -	1:28.808	44.221	2:13.029	(2)	80.34	1.050	16:18:26.901
5 -	***1:28.001***	***43.978***	***2:11.979***	**(1)**	***80.98***		***16:20:38.880***

P11 60 R Eddie CROKER

Kawasaki -

IDEAL LAP TIME : 2:13.703 BEST LAP TIME : 2:14.841 DIFFERENCE : 1.138

LAP	SECTOR 1	SECTOR 2	LAP TIME		MPH	DIFF	TIME OF DAY
1 -		46.739	2:28.097		72.16	13.256	16:11:45.275
2 -	1:30.435	45.301	2:15.736	(3)	78.74	0.895	16:14:01.011
3 -	1:30.632	45.197	2:15.829		78.68	0.988	16:16:16.840
4 -	***1:28.872***	45.969	***2:14.841***	**(1)**	***79.26***		***16:18:31.681***
5 -	1:30.054	***44.831***	2:14.885	(2)	79.23	0.044	16:20:46.566

P12 15 Grant WALDER

Kawasaki - Fins Motorcycles

IDEAL LAP TIME : 2:15.994 BEST LAP TIME : 2:15.994 DIFFERENCE : 0.000

LAP	SECTOR 1	SECTOR 2	LAP TIME		MPH	DIFF	TIME OF DAY
1 -		46.012	2:23.134		74.67	7.140	16:11:40.312
2 -	1:31.319	45.886	2:17.205	(3)	77.89	1.211	16:13:57.517
3 -	1:31.003	46.297	2:17.300		77.84	1.306	16:16:14.817
4 -	***1:30.522***	***45.472***	***2:15.994***	**(1)**	***78.59***		***16:18:30.811***
5 -	1:30.846	46.081	2:16.927	(2)	78.05	0.933	16:20:47.738

P13 16 S Andrew WILKINS

Kawasaki -

IDEAL LAP TIME : 2:16.119 BEST LAP TIME : 2:16.319 DIFFERENCE : 0.200

LAP	SECTOR 1	SECTOR 2	LAP TIME		MPH	DIFF	TIME OF DAY
1 -		46.437	2:24.387		74.02	8.068	16:11:41.565
2 -	1:30.937	***45.809***	2:16.746	(3)	78.16	0.427	16:13:58.311
3 -	1:30.817	45.989	2:16.806		78.12	0.487	16:16:15.117
4 -	***1:30.310***	46.009	***2:16.319***	**(1)**	***78.40***		***16:18:31.436***

Weather / Track : Sunny / Dry

Snetterton 300
Circuit Length = 2.9689 miles
Start: 16:09 Flag 16:20 End: 16:22

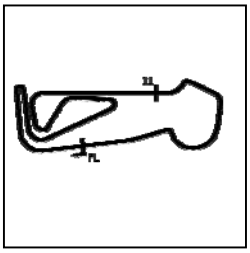

EDIasia Formula 400 inc Sub 64 & Rookies

RACE 13 - SECTOR ANALYSIS

SECTOR 1 = FL to I1, SECTOR 2 = I1 to FL, DIFF = Difference To Personal Best Lap, P = Crossed Finish Line in Pit Lane, D = Time Disallowed

5 -	1:30.713	45.919	2:16.632	**(2)**	78.22	0.313	16:20:48.068

P14 51 Emma JARMAN Kawasaki - Mum & Dad, EDIAsia and CommunityUK

IDEAL LAP TIME : 2:14.380 BEST LAP TIME : 2:14.380 DIFFERENCE : 0.000

LAP	SECTOR 1	SECTOR 2	LAP TIME		MPH	DIFF	TIME OF DAY
1 -		46.758	2:27.291		72.56	12.911	16:11:44.469
2 -	1:32.143	46.111	2:18.254		77.30	3.874	16:14:02.723
3 -	1:31.603	45.668	2:17.271	**(3)**	77.86	2.891	16:16:19.994
4 -	1:30.950	45.100	2:16.050	**(2)**	78.55	1.670	16:18:36.044
5 -	***1:29.807***	***44.573***	***2:14.380***	**(1)**	***79.53***		***16:20:50.424***

P15 57 Paul FISHER Kawasaki -

IDEAL LAP TIME : 2:14.807 BEST LAP TIME : 2:14.807 DIFFERENCE : 0.000

LAP	SECTOR 1	SECTOR 2	LAP TIME		MPH	DIFF	TIME OF DAY
1 -		45.690	2:25.985		73.21	11.178	16:11:43.163
2 -	1:32.590	46.186	2:18.776		77.01	3.969	16:14:01.939
3 -	1:31.186	45.568	2:16.754	**(2)**	78.15	1.947	16:16:18.693
4 -	1:31.590	45.386	2:16.976	**(3)**	78.02	2.169	16:18:35.669
5 -	***1:30.054***	***44.753***	***2:14.807***	**(1)**	***79.28***		***16:20:50.476***

P16 85 James ROBINSON Kawasaki - claire palastanga ceramics

IDEAL LAP TIME : 2:14.597 BEST LAP TIME : 2:14.597 DIFFERENCE : 0.000

LAP	SECTOR 1	SECTOR 2	LAP TIME		MPH	DIFF	TIME OF DAY
1 -		47.012	2:29.496		71.49	14.899	16:11:46.674
2 -	1:30.738	46.227	2:16.965		78.03	2.368	16:14:03.639
3 -	1:30.836	45.934	2:16.770	**(3)**	78.14	2.173	16:16:20.409
4 -	1:30.874	45.272	2:16.146	**(2)**	78.50	1.549	16:18:36.555
5 -	***1:29.732***	***44.865***	***2:14.597***	**(1)**	***79.40***		***16:20:51.152***

P17 93 William GILLMAN Kawasaki -

IDEAL LAP TIME : 2:15.390 BEST LAP TIME : 2:15.390 DIFFERENCE : 0.000

LAP	SECTOR 1	SECTOR 2	LAP TIME		MPH	DIFF	TIME OF DAY
1 -		46.701	2:28.493		71.97	13.103	16:11:45.671
2 -	1:31.720	45.756	2:17.476	**(3)**	77.74	2.086	16:14:03.147
3 -	1:31.421	46.672	2:18.093		77.39	2.703	16:16:21.240
4 -	1:30.523	45.796	2:16.319	**(2)**	78.40	0.929	16:18:37.559
5 -	***1:30.394***	***44.996***	***2:15.390***	**(1)**	***78.94***		***16:20:52.949***

P18 33 S Carl JOHNSTONE Yamaha - EDIasia

IDEAL LAP TIME : 2:16.425 BEST LAP TIME : 2:16.425 DIFFERENCE : 0.000

LAP	SECTOR 1	SECTOR 2	LAP TIME		MPH	DIFF	TIME OF DAY
1 -		47.143	2:28.499		71.97	12.074	16:11:45.677
2 -	1:31.936	46.079	2:18.015		77.44	1.590	16:14:03.692
3 -	1:31.604	46.305	2:17.909	**(3)**	77.50	1.484	16:16:21.601
4 -	1:31.060	45.616	2:16.676	**(2)**	78.20	0.251	16:18:38.277
5 -	***1:30.980***	***45.445***	***2:16.425***	**(1)**	***78.34***		***16:20:54.702***

P19 52 Gary JARMAN Kawasaki - G & S Motorcycle tyres

IDEAL LAP TIME : 2:15.740 BEST LAP TIME : 2:15.740 DIFFERENCE : 0.000

LAP	SECTOR 1	SECTOR 2	LAP TIME		MPH	DIFF	TIME OF DAY
1 -		46.816	2:30.022		71.24	14.282	16:11:47.200
2 -	1:31.332	45.905	2:17.237	**(2)**	77.88	1.497	16:14:04.437
3 -	1:31.284	46.177	2:17.461	**(3)**	77.75	1.721	16:16:21.898
4 -	1:31.600	46.075	2:17.675		77.63	1.935	16:18:39.573
5 -	***1:30.494***	***45.246***	***2:15.740***	**(1)**	***78.73***		***16:20:55.313***

Weather / Track : Sunny / Dry

Snetterton 300
Circuit Length = 2.9689 miles
Start: 16:09 Flag 16:20 End: 16:22

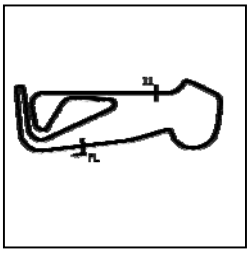

EDIasia Formula 400 inc Sub 64 & Rookies

RACE 13 - SECTOR ANALYSIS

SECTOR 1 = FL to I1, SECTOR 2 = I1 to FL, DIFF = Difference To Personal Best Lap, P = Crossed Finish Line in Pit Lane, D = Time Disallowed

P20 84 S Gavin SCHOFIELD Honda -

IDEAL LAP TIME : 2:15.915 BEST LAP TIME : 2:15.915 DIFFERENCE : 0.000

LAP	SECTOR 1	SECTOR 2	LAP TIME		MPH	DIFF	TIME OF DAY
1 -		47.237	2:28.387		72.02	12.472	16:11:45.565
2 -	1:31.986	46.509	2:18.495	(3)	77.17	2.580	16:14:04.060
3 -	1:32.249	46.690	2:18.939		76.92	3.024	16:16:22.999
4 -	1:31.115	45.925	2:17.040	(2)	77.99	1.125	16:18:40.039
5 -	***1:30.831***	***45.084***	***2:15.915***	**(1)**	***78.63***		***16:20:55.954***

P21 20 R Connor SWYER Kawasaki - owkay clothing & EBC brakes

IDEAL LAP TIME : 2:16.386 BEST LAP TIME : 2:16.824 DIFFERENCE : 0.438

LAP	SECTOR 1	SECTOR 2	LAP TIME		MPH	DIFF	TIME OF DAY
1 -		47.418	2:31.990		70.32	15.166	16:11:49.168
2 -	***1:30.561***	46.959	2:17.520	(2)	77.72	0.696	16:14:06.688
3 -	1:30.898	46.724	2:17.622	(3)	77.66	0.798	16:16:24.310
4 -	1:30.840	46.795	2:17.635		77.65	0.811	16:18:41.945
5 -	1:30.999	***45.825***	***2:16.824***	**(1)**	***78.11***		***16:20:58.769***

P22 19 S/R James SEATH Kawasaki - Ovenden

IDEAL LAP TIME : 2:16.976 BEST LAP TIME : 2:16.976 DIFFERENCE : 0.000

LAP	SECTOR 1	SECTOR 2	LAP TIME		MPH	DIFF	TIME OF DAY
1 -		46.738	2:28.804		71.82	11.828	16:11:45.982
2 -	1:33.088	46.709	2:19.797		76.45	2.821	16:14:05.779
3 -	1:31.608	46.399	2:18.007	(2)	77.44	1.031	16:16:23.786
4 -	1:32.188	46.247	2:18.435	(3)	77.20	1.459	16:18:42.221
5 -	***1:31.326***	***45.650***	***2:16.976***	**(1)**	***78.02***		***16:20:59.197***

P23 35 S Sam DIGBY-BAKER Kawasaki -

IDEAL LAP TIME : 2:16.351 BEST LAP TIME : 2:16.351 DIFFERENCE : 0.000

LAP	SECTOR 1	SECTOR 2	LAP TIME		MPH	DIFF	TIME OF DAY
1 -		47.225	2:29.985		71.26	13.634	16:11:47.163
2 -	1:32.263	46.245	2:18.508	(2)	77.16	2.157	16:14:05.671
3 -	1:30.822	47.851	2:18.673		77.07	2.322	16:16:24.344
4 -	1:30.999	47.540	2:18.539	(3)	77.14	2.188	16:18:42.883
5 -	***1:30.673***	***45.678***	***2:16.351***	**(1)**	***78.38***		***16:20:59.234***

P24 90 S Steve RAPA Honda - David Simon Tuning

IDEAL LAP TIME : 2:14.611 BEST LAP TIME : 2:14.611 DIFFERENCE : 0.000

LAP	SECTOR 1	SECTOR 2	LAP TIME		MPH	DIFF	TIME OF DAY
1 -		53.589	2:30.974		70.79	16.363	16:11:48.152
2 -	1:31.691	46.079	2:17.770	(3)	77.57	3.159	16:14:05.922
3 -	1:31.116	57.140	2:28.256		72.09	13.645	16:16:34.178
4 -	1:31.489	45.379	2:16.868	(2)	78.09	2.257	16:18:51.046
5 -	***1:29.892***	***44.719***	***2:14.611***	**(1)**	***79.39***		***16:21:05.657***

P25 30 S/R Luke DOIG Kawasaki -

IDEAL LAP TIME : 2:19.554 BEST LAP TIME : 2:19.886 DIFFERENCE : 0.332

LAP	SECTOR 1	SECTOR 2	LAP TIME		MPH	DIFF	TIME OF DAY
1 -		49.232	2:33.813		69.48	13.927	16:11:50.991
2 -	1:34.045	47.725	2:21.770		75.39	1.884	16:14:12.761
3 -	1:32.956	47.114	2:20.070	(3)	76.30	0.184	16:16:32.831
4 -	1:33.052	***46.892***	2:19.944	(2)	76.37	0.058	16:18:52.775
5 -	***1:32.662***	47.224	***2:19.886***	**(1)**	***76.40***		***16:21:12.661***

P26 26 Lydia THOMPSON Kawasaki - Flintstone Racing - David Simons Tuning

IDEAL LAP TIME : 2:20.488 BEST LAP TIME : 2:20.556 DIFFERENCE : 0.068

LAP	SECTOR 1	SECTOR 2	LAP TIME	MPH	DIFF	TIME OF DAY

Weather / Track : Sunny / Dry

Snetterton 300
Circuit Length = 2.9689 miles
Start: 16:09 Flag 16:20 End: 16:22

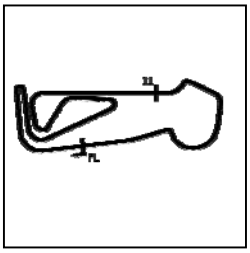

EDlasia Formula 400 inc Sub 64 & Rookies

RACE 13 - SECTOR ANALYSIS

SECTOR 1 = FL to I1, SECTOR 2 = I1 to FL, DIFF = Difference To Personal Best Lap, P = Crossed Finish Line in Pit Lane, D = Time Disallowed

1 -		47.961	2:32.632		70.02	12.076	16:11:49.810
2 -	1:34.787	47.814	2:22.601		74.95	2.045	16:14:12.411
3 -	***1:33.852***	47.480	2:21.332	**(2)**	75.62	0.776	16:16:33.743
4 -	1:34.384	47.474	2:21.858	**(3)**	75.34	1.302	16:18:55.601
5 -	1:33.920	***46.636***	***2:20.556***	**(1)**	***76.04***		***16:21:16.157***

P27 9 S Karl COONEY Kawasaki -

IDEAL LAP TIME : 2:20.401 BEST LAP TIME : 2:20.401 DIFFERENCE : 0.000

LAP	SECTOR 1	SECTOR 2	LAP TIME		MPH	DIFF	TIME OF DAY
1 -		48.238	2:33.536		69.61	13.135	16:11:50.714
2 -	1:33.769	48.087	2:21.856	**(3)**	75.34	1.455	16:14:12.570
3 -	1:34.626	47.674	2:22.300		75.10	1.899	16:16:34.870
4 -	1:34.074	47.653	2:21.727	**(2)**	75.41	1.326	16:18:56.597
5 -	***1:33.594***	***46.807***	***2:20.401***	**(1)**	***76.12***		***16:21:16.998***

P28 797 S/R James BLYTH Honda - Terra97

IDEAL LAP TIME : 2:23.520 BEST LAP TIME : 2:23.520 DIFFERENCE : 0.000

LAP	SECTOR 1	SECTOR 2	LAP TIME		MPH	DIFF	TIME OF DAY
1 -		48.894	2:35.897		68.55	12.377	16:11:53.075
2 -	***1:35.163***	***48.357***	***2:23.520***	**(1)**	***74.47***		***16:14:16.595***
3 -	1:35.996	48.814	2:24.810	**(2)**	73.80	1.290	16:16:41.405
4 -	1:36.736	50.379	2:27.115	**(3)**	72.65	3.595	16:19:08.520
5 -	1:40.092	50.533	2:30.625		70.95	7.105	16:21:39.145

P29 110 S/R Michael LANGLANDS Kawasaki - Rafmsa

IDEAL LAP TIME : 2:25.358 BEST LAP TIME : 2:25.358 DIFFERENCE : 0.000

LAP	SECTOR 1	SECTOR 2	LAP TIME		MPH	DIFF	TIME OF DAY
1 -		48.952	2:36.755		68.18	11.397	16:11:53.933
2 -	***1:37.119***	***48.239***	***2:25.358***	**(1)**	***73.52***		***16:14:19.291***
3 -	1:38.696	48.712	2:27.408		72.50	2.050	16:16:46.699
4 -	1:38.676	48.436	2:27.112	**(3)**	72.65	1.754	16:19:13.811
5 -	1:37.166	48.430	2:25.596	**(2)**	73.40	0.238	16:21:39.407

P30 40 S/R Jonathan DINSMORE Honda - RJs Car Restorations / PRO Hire

IDEAL LAP TIME : 2:26.226 BEST LAP TIME : 2:26.226 DIFFERENCE : 0.000

LAP	SECTOR 1	SECTOR 2	LAP TIME		MPH	DIFF	TIME OF DAY
1 -		49.682	2:42.854		65.62	16.628	16:12:00.032
2 -	***1:37.540***	***48.686***	***2:26.226***	**(1)**	***73.09***		***16:14:26.258***
3 -	1:38.919	49.089	2:28.008	**(3)**	72.21	1.782	16:16:54.266
4 -	1:38.364	48.895	2:27.259	**(2)**	72.58	1.033	16:19:21.525
5 -	1:39.582	49.014	2:28.596		71.92	2.370	16:21:50.121

P31 100 S/R Jonathan ALLUM Honda - LittleJonnys Catering

IDEAL LAP TIME : 2:17.144 BEST LAP TIME : 2:18.096 DIFFERENCE : 0.952

LAP	SECTOR 1	SECTOR 2	LAP TIME		MPH	DIFF	TIME OF DAY
1 -		46.277	6:03.905		29.37	3:45.809	16:15:21.083
2 -	***1:31.599***	46.497	***2:18.096***	**(1)**	***77.39***		***16:17:39.179***
3 -	1:32.860	***45.545***	2:18.405	**(2)**	77.22	0.309	16:19:57.584
4 -	1:33.414	45.602	2:19.016	**(3)**	76.88	0.920	16:22:16.600

P32 56 R Kallam SWYER Kawasaki - Poole tyres & not centre

IDEAL LAP TIME : 2:21.948 BEST LAP TIME : 2:21.948 DIFFERENCE : 0.000

LAP	SECTOR 1	SECTOR 2	LAP TIME		MPH	DIFF	TIME OF DAY
1 -		48.840	2:34.477		69.18	12.529	16:11:51.655
2 -	***1:34.387***	***47.561***	***2:21.948***	**(1)**	***75.29***		***16:14:13.603***

Weather / Track : Sunny / Dry

Snetterton 300
Circuit Length = 2.9689 miles
Start: 16:09 Flag 16:20 End: 16:22

EDIasia Formula 400 inc Sub 64 & Rookies

RACE 13 - SECTOR ANALYSIS

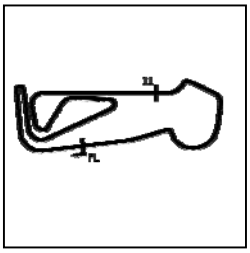

SECTOR 1 = FL to I1, SECTOR 2 = I1 to FL, DIFF = Difference To Personal Best Lap, P = Crossed Finish Line in Pit Lane, D = Time Disallowed

P33 117 S Jordan HARRIS Kawasaki -

IDEAL LAP TIME : 2:26.076 BEST LAP TIME : 2:26.592 DIFFERENCE : 0.516

LAP	SECTOR 1	SECTOR 2	LAP TIME	MPH	DIFF	TIME OF DAY
1 -		***49.139***	2:36.602	68.24	10.010	16:11:53.780
2 -	***1:36.937***	49.655	***2:26.592*** **(1)**	***72.91***		***16:14:20.372***

Weather / Track : Sunny / Dry

Snetterton 300
Circuit Length = 2.9689 miles
Start: 16:09 Flag 16:20 End: 16:22

EDIasia Formula 400 inc Sub 64 & Rookies

RACE 13 - BEST SECTORS

SECTOR 1

POS	NO	NAME	TIME
1	3	HENNING	**1:24.165**
2	2	GILL	**1:24.679**
3	45	THOMPSON	**1:24.886**
4	43	TAYLOR	**1:25.231**
5	86	SCOTT	**1:25.970**
6	63	FOWLE	**1:27.027**
7	23	EVANS	**1:27.042**
8	38	WOOD	**1:27.109**
9	22	HARVIEK	**1:28.001**
10	60	CROKER	**1:28.872**
11	27	MCCORMACK	**1:29.256**
12	85	ROBINSON	**1:29.732**
13	51	JARMAN	**1:29.807**
14	90	RAPA	**1:29.892**
15	57	FISHER	**1:30.054**
16	16	WILKINS	**1:30.310**
17	93	GILLMAN	**1:30.394**
18	52	JARMAN	**1:30.494**
19	15	WALDER	**1:30.522**
20	20	SWYER	**1:30.561**
21	35	DIGBY-BAKER	**1:30.673**
22	84	SCHOFIELD	**1:30.831**
23	33	JOHNSTONE	**1:30.980**
24	19	SEATH	**1:31.326**
25	100	ALLUM	**1:31.599**
26	30	DOIG	**1:32.662**
27	9	COONEY	**1:33.594**
28	26	THOMPSON	**1:33.852**
29	56	SWYER	**1:34.387**
30	797	BLYTH	**1:35.163**
31	117	HARRIS	**1:36.937**
32	110	LANGLANDS	**1:37.119**
33	40	DINSMORE	**1:37.540**
34			
35			
36			

SECTOR 2

NO	NAME	TIME
2	GILL	**41.963**
3	HENNING	**42.252**
43	TAYLOR	**42.305**
45	THOMPSON	**42.344**
86	SCOTT	**42.519**
38	WOOD	**42.695**
63	FOWLE	**43.006**
23	EVANS	**43.430**
27	MCCORMACK	**43.884**
22	HARVIEK	**43.978**
51	JARMAN	**44.573**
90	RAPA	**44.719**
57	FISHER	**44.753**
60	CROKER	**44.831**
85	ROBINSON	**44.865**
93	GILLMAN	**44.996**
84	SCHOFIELD	**45.084**
52	JARMAN	**45.246**
33	JOHNSTONE	**45.445**
15	WALDER	**45.472**
100	ALLUM	**45.545**
19	SEATH	**45.650**
35	DIGBY-BAKER	**45.678**
16	WILKINS	**45.809**
20	SWYER	**45.825**
26	THOMPSON	**46.636**
9	COONEY	**46.807**
30	DOIG	**46.892**
56	SWYER	**47.561**
110	LANGLANDS	**48.239**
797	BLYTH	**48.357**
40	DINSMORE	**48.686**
117	HARRIS	**49.139**

IDEAL / BEST COMPARISON

		PERFECT LAP	2:06.128		
POS	NO	NAME	IDEAL	BEST	DIFF
1	3	HENNING	2:06.417	2:07.553	1.136
2	2	GILL	2:06.642	2:07.302	0.660
3	45	THOMPSON	2:07.230	2:07.260	0.030
4	43	TAYLOR	2:07.536	2:07.536	0.000
5	86	SCOTT	2:08.489	2:08.489	0.000
6	38	WOOD	2:09.804	2:09.963	0.159
7	63	FOWLE	2:10.033	2:10.033	0.000
8	23	EVANS	2:10.472	2:10.549	0.077
9	22	HARVIEK	2:11.979	2:11.979	0.000
10	27	MCCORMACK	2:13.140	2:13.140	0.000
11	60	CROKER	2:13.703	2:14.841	1.138
12	51	JARMAN	2:14.380	2:14.380	0.000
13	85	ROBINSON	2:14.597	2:14.597	0.000
14	90	RAPA	2:14.611	2:14.611	0.000
15	57	FISHER	2:14.807	2:14.807	0.000
16	93	GILLMAN	2:15.390	2:15.390	0.000
17	52	JARMAN	2:15.740	2:15.740	0.000
18	84	SCHOFIELD	2:15.915	2:15.915	0.000
19	15	WALDER	2:15.994	2:15.994	0.000
20	16	WILKINS	2:16.119	2:16.319	0.200
21	35	DIGBY-BAKER	2:16.351	2:16.351	0.000
22	20	SWYER	2:16.386	2:16.824	0.438
23	33	JOHNSTONE	2:16.425	2:16.425	0.000
24	19	SEATH	2:16.976	2:16.976	0.000
25	100	ALLUM	2:17.144	2:18.096	0.952
26	30	DOIG	2:19.554	2:19.886	0.332
27	9	COONEY	2:20.401	2:20.401	0.000
28	26	THOMPSON	2:20.488	2:20.556	0.068
29	56	SWYER	2:21.948	2:21.948	0.000
30	797	BLYTH	2:23.520	2:23.520	0.000
31	110	LANGLANDS	2:25.358	2:25.358	0.000
32	117	HARRIS	2:26.076	2:26.592	0.516
33	40	DINSMORE	2:26.226	2:26.226	0.000

Weather / Track : Sunny / Dry

Snetterton 300
Circuit Length = 2.9689 miles
Start: 16:09 Flag 16:20 End: 16:22

Results can be found at www.tsl-timing.com

Printed - 16:24 Saturday, 19 May 2018

EDIasia Formula 400 inc Sub 64 & Rookies

RACE 4 - GRID (7 Laps)

ROW 14	1		41	147 Matthew MAY		40	17 Andrew POCOCK	
ROW 13	39	10 Justin ARBON			38	73 Stephen BORN	37	5 Max HOUSE
ROW 12	36	21 Ben HUNTER	35	999 Jim DALTON		34	98 David BLYTH	
ROW 11	33	117 Jordan HARRIS 2:26.592			32	40 Jonathan DINSMORE 2:26.226	31	110 Michael LANGLANDS 2:25.358
ROW 10	30	797 James BLYTH 2:23.520	29	56 Kallam SWYER 2:21.948			28	26 Lydia THOMPSON 2:20.556
ROW 9	27	9 Karl COONEY 2:20.401			26	30 Luke DOIG 2:19.886	25	100 Jonathan ALLUM 2:18.096
ROW 8	24	19 James SEATH 2:16.976	23	20 Connor SWYER 2:16.824			22	33 Carl JOHNSTONE 2:16.425
ROW 7	21	35 Sam DIGBY-BAKER 2:16.351			20	16 Andrew WILKINS 2:16.319	19	15 Grant WALDER 2:15.994
ROW 6	18	84 Gavin SCHOFIELD 2:15.915	17	52 Gary JARMAN 2:15.740			16	93 William GILLMAN 2:15.390
ROW 5	15	60 Eddie CROKER 2:14.841			14	57 Paul FISHER 2:14.807	13	90 Steve RAPA 2:14.611
ROW 4	12	85 James ROBINSON 2:14.597	11	51 Emma JARMAN 2:14.380			10	27 Justin MCCORMACK 2:13.140
ROW 3	9	22 Dave HARVIEK 2:11.979			8	23 Tham EVANS 2:10.549	7	63 Harry FOWLE 2:10.033
ROW 2	6	38 Hayden WOOD 2:09.963	5	86 Mathew SCOTT 2:08.489			4	3 Gary HENNING 2:07.553
ROW 1	3	43 Mark TAYLOR 2:07.536			2	2 Andrew GILL 2:07.302	1	45 Mark THOMPSON 2:07.260

Pole

Snetterton 300
Circuit Length = 2.9689 miles

These results are provisional until the conclusion of any judicial and technical matters.

Clerk Of Course :		Timekeeper :

Results can be found at www.tsl-timing.com

Printed - 16:26 Saturday, 19 May 2018

EDIasia Formula 400 inc Sub 64 & Rookies

RACE 4 - CLASSIFICATION

POS	NO	CL	PIC	NAME	ENTRY	LAPS	TIME	GAP	DIFF	MPH	BEST	ON
1	2		1	Andrew GILL	Kawasaki - RMKD Racing	7	14:43.636			84.66	2:04.466	5
2	43		2	Mark TAYLOR	Kawasaki - Longhove Contracts	7	14:53.497	9.861	9.861	83.73	2:05.635	2
3	3		3	Gary HENNING	Kawasaki - SGT motorcycles	7	15:03.468	19.832	9.971	82.81	2:06.974	2
4	86		4	Mathew SCOTT	Kawasaki -	7	15:11.669	28.033	8.201	82.06	2:08.529	5
5	63	S	1	Harry FOWLE	Kawasaki - A.Fowle Joinery	7	15:12.061	28.425	0.392	82.03	2:08.357	5
6	38	S	2	Hayden WOOD	Kawasaki -	7	15:13.282	29.646	1.221	81.92	2:08.319	5
7	23	S	3	Tham EVANS	Honda - Vanilla Electronics / GF racing	7	15:28.551	44.915	15.269	80.57	2:10.535	4
8	22		5	Dave HARVIEK	Kawasaki - HRC & Fatty's Cake Shop	7	15:31.077	47.441	2.526	80.35	2:11.300	6
9	27	S	4	Justin MCCORMACK	Kawasaki - JMR	7	15:36.356	52.720	5.279	79.90	2:11.811	4
10	90	S	5	Steve RAPA	Honda - David Simon Tuning	7	15:39.838	56.202	3.482	79.60	2:12.074	7
11	100	S/R	1	Jonathan ALLUM	Honda - LittleJonnys Catering	7	15:54.090	1:10.454	14.252	78.41	2:13.921	6
12	15		6	Grant WALDER	Kawasaki - Fins Motorcycles	7	15:56.331	1:12.695	2.241	78.23	2:13.496	6
13	60	R	1	Eddie CROKER	Kawasaki -	7	15:59.590	1:15.954	3.259	77.96	2:14.659	4
14	51		7	Emma JARMAN	Kawasaki - Mum & Dad, EDIAsia and CommunityUk	7	15:59.649	1:16.013	0.059	77.96	2:14.587	7
15	16 *	S	6	Andrew WILKINS	Kawasaki -	7	15:59.677	1:16.041	0.028	77.96	2:14.193	6
16	19	S/R	2	James SEATH	Kawasaki - Ovenden	7	16:03.416	1:19.780	3.739	77.65	2:13.722	4
17	93		8	William GILLMAN	Kawasaki -	7	16:03.966	1:20.330	0.550	77.61	2:14.708	6
18	35	S	7	Sam DIGBY-BAKER	Kawasaki -	7	16:04.814	1:21.178	0.848	77.54	2:13.783	6
19	9	S	8	Karl COONEY	Kawasaki -	7	16:16.408	1:32.772	11.594	76.62	2:16.975	4
20	85		9	James ROBINSON	Kawasaki - claire palastanga ceramics	7	16:18.268	1:34.632	1.860	76.47	2:15.260	3
21	20	R	2	Connor SWYER	Kawasaki - owkay clothing & EBC brakes	7	16:25.749	1:42.113	7.481	75.89	2:15.951	4
22	26		10	Lydia THOMPSON	Kawasaki - Flintstone Racing - David Simons Tuning	7	16:36.591	1:52.955	10.842	75.07	2:18.956	5
23	56	R	3	Kallam SWYER	Kawasaki - Poole tyres & not centre	7	16:59.616	2:15.980	23.025	73.37	2:22.319	4
24	5	S	9	Max HOUSE	Yamaha -	7	16:59.981	2:16.345	0.365	73.35	2:22.532	6
25	797	S/R	3	James BLYTH	Honda - Terra97	7	17:00.470	2:16.834	0.489	73.31	2:22.900	7
26	110	S/R	4	Michael LANGLANDS	Kawasaki - Rafmsa	7	17:00.922	2:17.286	0.452	73.28	2:22.686	3
27	21	S	10	Ben HUNTER	Yamaha -	6	14:44.215	1 Lap	1 Lap	72.52	2:23.691	3
28	98	S/R	5	David BLYTH	Kawasaki - Tier Environmental	6	14:46.762	1 Lap	2.547	72.31	2:24.310	3
29	40	S/R	6	Jonathan DINSMORE	Honda - RJs Car Restorations / PRO Hire	6	14:57.722	1 Lap	10.960	71.43	2:24.370	6
30	999	S/R	7	Jim DALTON	Kawasaki - Mick Dale	6	15:22.788	1 Lap	25.066	69.49	2:30.089	2
31	42	R	4	Dave ATKINS	Honda -	6	15:31.673	1 Lap	8.885	68.83	2:25.308	3

NOT CLASSIFIED

DNF	52			Gary JARMAN	Kawasaki - G & S Motorcycle tyres	5	11:41.761	2 Laps	1 Lap	76.15	2:17.609	5
DNF	45			Mark THOMPSON	Kawasaki - Flintstone Tyres / David Simon Tuning	4	8:44.753	3 Laps	1 Lap	81.47	2:09.255	4
DNF	84	S		Gavin SCHOFIELD	Honda -	4	9:16.408	3 Laps	31.655	76.83	2:15.411	4
DNF	11			Paul MIDDLETON	Yamaha - Whizzard Racing	3	7:28.485	4 Laps	1 Lap	71.49	2:24.497	3
DNF	33	S		Carl JOHNSTONE	Yamaha - EDIasia	0						

FASTEST LAP

2		Andrew GILL	Kawasaki - RMKD Racing	5	2:04.466	85.87 mph	138.19 kph
38	S	Hayden WOOD	Kawasaki -	5	2:08.319	83.29 mph	134.04 kph
19	S/R	James SEATH	Kawasaki - Ovenden	4	2:13.722	79.92 mph	128.63 kph
60	R	Eddie CROKER	Kawasaki -	4	2:14.659	79.37 mph	127.73 kph

***No 16 - Transponder stopped working**
Class - 92.5% of Race Speed = 78.31 mph
Class S - 92.5% of Race Speed = 75.87 mph
Class S/R - 92.5% of Race Speed = 72.52 mph
Class R - 92.5% of Race Speed = 72.11 mph

Snetterton 300
Circuit Length = 2.9689 miles
Start: 11:04 Flag 11:19 End: 11:22

Weather / Track : Bright / Dry

These results are provisional until the conclusion of any judicial and technical matters.

Clerk Of Course :		Timekeeper :

Results can be found at www.tsl-timing.com

Printed - 11:23 Sunday, 20 May 2018

EDIasia Formula 400 inc Sub 64 & Rookies

RACE 4 - LAP CHART

LAP 1 @ 11:07:01.355

NO	BEHIND	LAP TIME
2		2:11.252
43	0.387	2:11.639
3	1.890	2:13.142
45	3.378	2:14.630
63	5.194	2:16.446
38	5.603	2:16.855
86	5.826	2:17.078
22	7.455	2:18.707
90	8.728	2:19.980
23	9.019	2:20.271
27	9.789	2:21.041
60	11.840	2:23.092
51	12.882	2:24.134
16	13.276	2:24.528
100	14.936	2:26.188
93	14.940	2:26.192
15	15.280	2:26.532
52	15.341	2:26.593
20	16.351	2:27.603
35	17.282	2:28.534
84	17.293	2:28.545
19	18.528	2:29.780
9	18.570	2:29.822
110	21.998	2:33.250
98	22.513	2:33.765
26	24.053	2:35.305
797	24.720	2:35.972
56	25.250	2:36.502
11	25.600	2:36.852
21	25.907	2:37.159
85	26.205	2:37.457
5	27.094	2:38.346
42	27.189	2:38.441
999	30.212	2:41.464
40	34.164	2:45.416

LAP 2 @ 11:09:06.185

NO	BEHIND	LAP TIME
2		2:04.830
43	1.192	2:05.635
3	4.034	2:06.974
45	9.394	2:10.846
86	9.921	2:08.925
63	10.729	2:10.365
38	10.970	2:10.197
22	15.496	2:12.871
23	16.876	2:12.687
90	17.492	2:13.594
27	17.553	2:12.594
100	25.311	2:15.205
60	26.019	2:19.009
51	26.222	2:18.170
16	27.088	2:18.642
15	27.733	2:17.283
93	27.846	2:17.736
84	28.070	2:15.607
52	29.801	2:19.290
20	30.336	2:18.815
35	30.472	2:18.020
9	31.083	2:17.343
19	31.270	2:17.572
26	40.464	2:21.241
85	41.255	2:19.880
110	43.022	2:25.854
98	45.417	2:27.734
797	46.291	2:26.401
56	46.732	2:26.312
21	47.784	2:26.707
11	47.906	2:27.136
5	47.989	2:25.725
42	48.423	2:26.064
40	55.131	2:25.797
999	55.471	2:30.089

LAP 3 @ 11:11:11.873

NO	BEHIND	LAP TIME
2		2:05.688
43	1.991	2:06.487
3	5.459	2:07.113
86	13.023	2:08.790
45	13.728	2:10.022
63	14.349	2:09.308
38	14.382	2:09.100
23	22.393	2:11.205
22	22.704	2:12.896
27	23.733	2:11.868
90	26.395	2:14.591
100	34.012	2:14.389
60	36.778	2:16.447
51	36.970	2:16.436
15	37.888	2:15.843
16	37.989	2:16.589
93	38.752	2:16.594
84	39.227	2:16.845
19	42.771	2:17.189
9	42.813	2:17.418
20	43.040	2:18.392
52	43.287	2:19.174
35	43.624	2:18.840
85	50.827	2:15.260
26	54.301	2:19.525
110	1:00.020	2:22.686
98	1:04.039	2:24.310
797	1:04.309	2:23.706
56	1:04.570	2:23.526
21	1:05.787	2:23.691
5	1:06.590	2:24.289
11	1:06.715	2:24.497
42	1:08.043	2:25.308
40	1:13.815	2:24.372
999	1:20.211	2:30.428

LAP 4 @ 11:13:16.673

NO	BEHIND	LAP TIME
2		2:04.800
43	3.918	2:06.727
3	8.799	2:08.140
86	17.223	2:09.000
45	18.183	2:09.255
63	18.331	2:08.782
38	19.148	2:09.566
23	28.128	2:10.535
22	29.788	2:11.884
27	30.744	2:11.811
90	35.021	2:13.426
100	44.374	2:15.162
60	46.637	2:14.659
15	47.430	2:14.342
51	47.786	2:15.616
16	48.402	2:15.213
84	49.838	2:15.411
93	50.394	2:16.442
19	51.693	2:13.722
20	54.191	2:15.951
35	54.394	2:15.570
9	54.988	2:16.975
52	57.582	2:19.095
85	1:01.500	2:15.473
26	1:09.743	2:20.242
110	1:21.414	2:26.194
56	1:22.089	2:22.319
98	1:24.328	2:25.089
797	1:24.440	2:24.931
5	1:24.971	2:23.181
21	1:25.313	2:24.326
42	1:38.007	2:34.764
40	1:38.693	2:29.678
999	1:49.453	2:34.042

LAP 5 @ 11:15:21.139

NO	BEHIND	LAP TIME
2		2:04.466
43	6.513	2:07.061
3	12.794	2:08.461
86	21.286	2:08.529
63	22.222	2:08.357
38	23.001	2:08.319
23	35.064	2:11.402
22	37.163	2:11.841
27	38.910	2:12.632
90	44.309	2:13.754
100	54.843	2:14.935
15	57.670	2:14.706
60	57.703	2:15.532
51	58.851	2:15.531
16	59.380	2:15.444
93	1:02.550	2:16.622
19	1:03.142	2:15.915
35	1:05.112	2:15.184
9	1:08.103	2:17.581
20	1:10.427	2:20.702
52	1:10.725	2:17.609
85	1:16.615	2:19.581
26	1:24.233	2:18.956
56	1:41.277	2:23.654
110	1:42.552	2:25.604
5	1:43.140	2:22.635
797	1:43.411	2:23.437
98	1:45.515	2:25.653
21	1:46.175	2:25.328
42	2:01.976	2:28.435
40	2:02.316	2:28.089

LAP 6 @ 11:17:25.980

NO	BEHIND	LAP TIME
2		2:04.841
43	8.989	2:07.317
999	1 Lap	2:34.241
3	17.210	2:09.257
86	25.941	2:09.496
63	26.394	2:09.013
38	26.600	2:08.440
23	41.713	2:11.490
22	43.622	2:11.300
27	47.026	2:12.957
90	51.887	2:12.419
100	1:03.923	2:13.921
15	1:06.325	2:13.496
60	1:08.635	2:15.773
16	1:08.732	2:14.193
51	1:09.185	2:15.175
93	1:12.417	2:14.708
19	1:12.789	2:14.488
35	1:14.054	2:13.783
9	1:21.302	2:18.040
85	1:27.054	2:15.280
20	1:27.129	2:21.543
26	1:40.355	2:20.963
56	2:00.492	2:24.056
5	2:00.831	2:22.532
110	2:01.521	2:23.810
797	2:01.693	2:23.123

LAP 7 @ 11:19:33.739

NO	BEHIND	LAP TIME
2		2:07.759
21	1 Lap	2:27.004
98	1 Lap	2:30.211
43	9.861	2:08.631
40	1 Lap	2:24.370
3	19.832	2:10.381
86	28.033	2:09.851
63	28.425	2:09.790
38	29.646	2:10.805
999	1 Lap	2:32.524
23	44.915	2:10.961
22	47.441	2:11.578
42	1 Lap	2:58.661
27	52.720	2:13.453
90	56.202	2:12.074
100	1:10.454	2:14.290
15	1:12.695	2:14.129
60	1:15.954	2:15.078
51	1:16.013	2:14.587
16	1:16.041	2:15.068
19	1:19.780	2:14.750
93	1:20.330	2:15.672
35	1:21.178	2:14.883
9	1:32.772	2:19.229
85	1:34.632	2:15.337
20	1:42.113	2:22.743
26	1:52.955	2:20.359
56	2:15.980	2:23.247
5	2:16.345	2:23.273
797	2:16.834	2:22.900
110	2:17.286	2:23.524

Snetterton 300
Circuit Length = 2.9689 miles
Start: 11:04 Flag 11:19 End: 11:22

Weather / Track : Bright / Dry

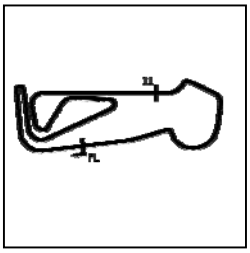

EDIasia Formula 400 inc Sub 64 & Rookies

RACE 4 - SECTOR ANALYSIS

SECTOR 1 = FL to I1, SECTOR 2 = I1 to FL, DIFF = Difference To Personal Best Lap, P = Crossed Finish Line in Pit Lane, D = Time Disallowed

P1 2 Andrew GILL Kawasaki - RMKD Racing

IDEAL LAP TIME : 2:04.466 BEST LAP TIME : 2:04.466 DIFFERENCE : 0.000

LAP	SECTOR 1	SECTOR 2	LAP TIME	MPH	DIFF	TIME OF DAY
1 -		42.265	2:11.252	81.43	6.786	11:07:01.355
2 -	1:23.218	41.612	2:04.830 (3)	85.62	0.364	11:09:06.185
3 -	1:23.798	41.890	2:05.688	85.03	1.222	11:11:11.873
4 -	1:23.261	41.539	2:04.800 (2)	85.64	0.334	11:13:16.673
5 -	***1:23.041***	***41.425***	***2:04.466 (1)***	***85.87***		***11:15:21.139***
6 -	1:23.390	41.451	2:04.841	85.61	0.375	11:17:25.980
7 -	1:24.968	42.791	2:07.759	83.65	3.293	11:19:33.739

P2 43 Mark TAYLOR Kawasaki - Longhove Contracts

IDEAL LAP TIME : 2:05.635 BEST LAP TIME : 2:05.635 DIFFERENCE : 0.000

LAP	SECTOR 1	SECTOR 2	LAP TIME	MPH	DIFF	TIME OF DAY
1 -		42.189	2:11.639	81.19	6.004	11:07:01.742
2 -	***1:24.213***	***41.422***	***2:05.635 (1)***	***85.07***		***11:09:07.377***
3 -	1:24.820	41.667	2:06.487 (2)	84.49	0.852	11:11:13.864
4 -	1:24.806	41.921	2:06.727 (3)	84.33	1.092	11:13:20.591
5 -	1:24.765	42.296	2:07.061	84.11	1.426	11:15:27.652
6 -	1:25.071	42.246	2:07.317	83.94	1.682	11:17:34.969
7 -	1:26.157	42.474	2:08.631	83.09	2.996	11:19:43.600

P3 3 Gary HENNING Kawasaki - SGT motorcycles

IDEAL LAP TIME : 2:06.974 BEST LAP TIME : 2:06.974 DIFFERENCE : 0.000

LAP	SECTOR 1	SECTOR 2	LAP TIME	MPH	DIFF	TIME OF DAY
1 -		42.538	2:13.142	80.27	6.168	11:07:03.245
2 -	***1:24.626***	***42.348***	***2:06.974 (1)***	***84.17***		***11:09:10.219***
3 -	1:24.665	42.448	2:07.113 (2)	84.08	0.139	11:11:17.332
4 -	1:25.648	42.492	2:08.140 (3)	83.40	1.166	11:13:25.472
5 -	1:25.785	42.676	2:08.461	83.20	1.487	11:15:33.933
6 -	1:25.976	43.281	2:09.257	82.68	2.283	11:17:43.190
7 -	1:26.527	43.854	2:10.381	81.97	3.407	11:19:53.571

P4 86 Mathew SCOTT Kawasaki -

IDEAL LAP TIME : 2:08.196 BEST LAP TIME : 2:08.529 DIFFERENCE : 0.333

LAP	SECTOR 1	SECTOR 2	LAP TIME	MPH	DIFF	TIME OF DAY
1 -		43.111	2:17.078	77.97	8.549	11:07:07.181
2 -	1:26.201	42.724	2:08.925 (3)	82.90	0.396	11:09:16.106
3 -	***1:26.105***	42.685	2:08.790 (2)	82.98	0.261	11:11:24.896
4 -	1:26.276	42.724	2:09.000	82.85	0.471	11:13:33.896
5 -	1:26.438	***42.091***	***2:08.529 (1)***	***83.15***		***11:15:42.425***
6 -	1:26.534	42.962	2:09.496	82.53	0.967	11:17:51.921
7 -	1:27.340	42.511	2:09.851	82.31	1.322	11:20:01.772

P5 63 S Harry FOWLE Kawasaki - A.Fowle Joinery

IDEAL LAP TIME : 2:08.357 BEST LAP TIME : 2:08.357 DIFFERENCE : 0.000

LAP	SECTOR 1	SECTOR 2	LAP TIME	MPH	DIFF	TIME OF DAY
1 -		42.496	2:16.446	78.33	8.089	11:07:06.549
2 -	1:27.161	43.204	2:10.365	81.98	2.008	11:09:16.914
3 -	1:26.527	42.781	2:09.308	82.65	0.951	11:11:26.222
4 -	1:26.200	42.582	2:08.782 (2)	82.99	0.425	11:13:35.004
5 -	***1:26.166***	***42.191***	***2:08.357 (1)***	***83.26***		***11:15:43.361***
6 -	1:26.328	42.685	2:09.013 (3)	82.84	0.656	11:17:52.374
7 -	1:26.757	43.033	2:09.790	82.34	1.433	11:20:02.164

P6 38 S Hayden WOOD Kawasaki -

IDEAL LAP TIME : 2:08.319 BEST LAP TIME : 2:08.319 DIFFERENCE : 0.000

LAP	SECTOR 1	SECTOR 2	LAP TIME	MPH	DIFF	TIME OF DAY

Weather / Track : Bright / Dry

Snetterton 300
Circuit Length = 2.9689 miles
Start: 11:04 Flag 11:19 End: 11:22

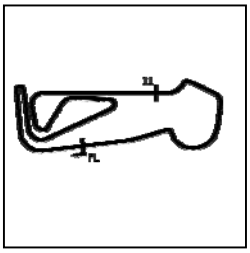

EDIasia Formula 400 inc Sub 64 & Rookies

RACE 4 - SECTOR ANALYSIS

SECTOR 1 = FL to I1, SECTOR 2 = I1 to FL, DIFF = Difference To Personal Best Lap, P = Crossed Finish Line in Pit Lane, D = Time Disallowed

1 -		43.589	2:16.855		78.09	8.536	11:07:06.958
2 -	1:26.569	43.628	2:10.197		82.09	1.878	11:09:17.155
3 -	1:26.162	42.938	2:09.100	(3)	82.78	0.781	11:11:26.255
4 -	1:26.452	43.114	2:09.566		82.49	1.247	11:13:35.821
5 -	***1:25.691***	***42.628***	***2:08.319***	**(1)**	***83.29***		***11:15:44.140***
6 -	1:25.710	42.730	2:08.440	(2)	83.21	0.121	11:17:52.580
7 -	1:26.894	43.911	2:10.805		81.71	2.486	11:20:03.385

P7 23 S Tham EVANS Honda - Vanilla Electronics / GF racing

IDEAL LAP TIME : 2:09.948 BEST LAP TIME : 2:10.535 DIFFERENCE : 0.587

LAP	SECTOR 1	SECTOR 2	LAP TIME		MPH	DIFF	TIME OF DAY
1 -		44.229	2:20.271		76.19	9.736	11:07:10.374
2 -	1:28.780	43.907	2:12.687		80.55	2.152	11:09:23.061
3 -	1:27.049	44.156	2:11.205	(3)	81.46	0.670	11:11:34.266
4 -	1:26.774	43.761	***2:10.535***	**(1)**	***81.87***		***11:13:44.801***
5 -	1:27.480	43.922	2:11.402		81.33	0.867	11:15:56.203
6 -	1:27.845	***43.645***	2:11.490		81.28	0.955	11:18:07.693
7 -	***1:26.303***	44.658	2:10.961	(2)	81.61	0.426	11:20:18.654

P8 22 Dave HARVIEK Kawasaki - HRC & Fatty's Cake Shop

IDEAL LAP TIME : 2:11.077 BEST LAP TIME : 2:11.300 DIFFERENCE : 0.223

LAP	SECTOR 1	SECTOR 2	LAP TIME		MPH	DIFF	TIME OF DAY
1 -		43.941	2:18.707		77.05	7.407	11:07:08.810
2 -	1:28.197	44.674	2:12.871		80.43	1.571	11:09:21.681
3 -	1:28.572	44.324	2:12.896		80.42	1.596	11:11:34.577
4 -	1:28.024	43.860	2:11.884		81.04	0.584	11:13:46.461
5 -	1:27.751	44.090	2:11.841	(3)	81.06	0.541	11:15:58.302
6 -	1:27.761	***43.539***	***2:11.300***	**(1)**	***81.40***		***11:18:09.602***
7 -	***1:27.538***	44.040	2:11.578	(2)	81.23	0.278	11:20:21.180

P9 27 S Justin MCCORMACK Kawasaki - JMR

IDEAL LAP TIME : 2:11.708 BEST LAP TIME : 2:11.811 DIFFERENCE : 0.103

LAP	SECTOR 1	SECTOR 2	LAP TIME		MPH	DIFF	TIME OF DAY
1 -		44.045	2:21.041		75.77	9.230	11:07:11.144
2 -	1:28.322	44.272	2:12.594	(3)	80.60	0.783	11:09:23.738
3 -	1:28.271	***43.597***	2:11.868	(2)	81.05	0.057	11:11:35.606
4 -	***1:28.111***	43.700	***2:11.811***	**(1)**	***81.08***		***11:13:47.417***
5 -	1:28.551	44.081	2:12.632		80.58	0.821	11:16:00.049
6 -	1:28.858	44.099	2:12.957		80.38	1.146	11:18:13.006
7 -	1:29.182	44.271	2:13.453		80.08	1.642	11:20:26.459

P10 90 S Steve RAPA Honda - David Simon Tuning

IDEAL LAP TIME : 2:12.063 BEST LAP TIME : 2:12.074 DIFFERENCE : 0.011

LAP	SECTOR 1	SECTOR 2	LAP TIME		MPH	DIFF	TIME OF DAY
1 -		44.824	2:19.980		76.35	7.906	11:07:10.083
2 -	1:28.812	44.782	2:13.594		80.00	1.520	11:09:23.677
3 -	1:28.475	46.116	2:14.591		79.41	2.517	11:11:38.268
4 -	1:28.571	44.855	2:13.426	(3)	80.10	1.352	11:13:51.694
5 -	1:28.920	44.834	2:13.754		79.90	1.680	11:16:05.448
6 -	1:28.211	***44.208***	2:12.419	(2)	80.71	0.345	11:18:17.867
7 -	***1:27.855***	44.219	***2:12.074***	**(1)**	***80.92***		***11:20:29.941***

P11 100 S/R Jonathan ALLUM Honda - LittleJonnys Catering

IDEAL LAP TIME : 2:13.921 BEST LAP TIME : 2:13.921 DIFFERENCE : 0.000

LAP	SECTOR 1	SECTOR 2	LAP TIME		MPH	DIFF	TIME OF DAY
1 -		45.993	2:26.188		73.11	12.267	11:07:16.291
2 -	1:29.705	45.500	2:15.205		79.05	1.284	11:09:31.496
3 -	1:29.498	44.891	2:14.389	(3)	79.53	0.468	11:11:45.885
4 -	1:30.052	45.110	2:15.162		79.07	1.241	11:14:01.047

Snetterton 300
Circuit Length = 2.9689 miles
Start: 11:04 Flag 11:19 End: 11:22

Weather / Track : Bright / Dry

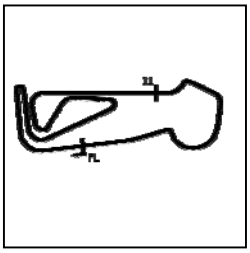

EDIasia Formula 400 inc Sub 64 & Rookies

RACE 4 - SECTOR ANALYSIS

SECTOR 1 = FL to I1, SECTOR 2 = I1 to FL, DIFF = Difference To Personal Best Lap, P = Crossed Finish Line in Pit Lane, D = Time Disallowed

5 -	1:29.867	45.068	2:14.935	79.20	1.014	11:16:15.982
6 -	***1:29.217***	***44.704***	***2:13.921 (1)***	***79.80***		***11:18:29.903***
7 -	1:29.258	45.032	2:14.290 **(2)**	79.58	0.369	11:20:44.193

P12 15 Grant WALDER

Kawasaki - Fins Motorcycles

IDEAL LAP TIME : 2:13.271 BEST LAP TIME : 2:13.496 DIFFERENCE : 0.225

LAP	SECTOR 1	SECTOR 2	LAP TIME	MPH	DIFF	TIME OF DAY
1 -		45.558	2:26.532	72.94	13.036	11:07:16.635
2 -	1:30.064	47.219	2:17.283	77.85	3.787	11:09:33.918
3 -	1:30.453	45.390	2:15.843	78.67	2.347	11:11:49.761
4 -	1:29.639	44.703	2:14.342 **(3)**	79.55	0.846	11:14:04.103
5 -	1:29.696	45.010	2:14.706	79.34	1.210	11:16:18.809
6 -	***1:29.010***	44.486	***2:13.496 (1)***	***80.06***		***11:18:32.305***
7 -	1:29.868	***44.261***	2:14.129 **(2)**	79.68	0.633	11:20:46.434

P13 60 R Eddie CROKER

Kawasaki -

IDEAL LAP TIME : 2:14.659 BEST LAP TIME : 2:14.659 DIFFERENCE : 0.000

LAP	SECTOR 1	SECTOR 2	LAP TIME	MPH	DIFF	TIME OF DAY
1 -		45.442	2:23.092	74.69	8.433	11:07:13.195
2 -	1:32.606	46.403	2:19.009	76.88	4.350	11:09:32.204
3 -	1:30.476	45.971	2:16.447	78.33	1.788	11:11:48.651
4 -	***1:29.307***	***45.352***	***2:14.659 (1)***	***79.37***		***11:14:03.310***
5 -	1:29.808	45.724	2:15.532 **(3)**	78.86	0.873	11:16:18.842
6 -	1:30.362	45.411	2:15.773	78.72	1.114	11:18:34.615
7 -	1:29.695	45.383	2:15.078 **(2)**	79.12	0.419	11:20:49.693

P14 51 Emma JARMAN

Kawasaki - Mum & Dad, EDIAsia and CommunityUK

IDEAL LAP TIME : 2:14.587 BEST LAP TIME : 2:14.587 DIFFERENCE : 0.000

LAP	SECTOR 1	SECTOR 2	LAP TIME	MPH	DIFF	TIME OF DAY
1 -		45.803	2:24.134	74.15	9.547	11:07:14.237
2 -	1:32.049	46.121	2:18.170	77.35	3.583	11:09:32.407
3 -	1:31.310	45.126	2:16.436	78.33	1.849	11:11:48.843
4 -	1:30.491	45.125	2:15.616	78.81	1.029	11:14:04.459
5 -	1:30.811	44.720	2:15.531 **(3)**	78.86	0.944	11:16:19.990
6 -	1:30.202	44.973	2:15.175 **(2)**	79.06	0.588	11:18:35.165
7 -	***1:29.970***	***44.617***	***2:14.587 (1)***	***79.41***		***11:20:49.752***

P15 16 S Andrew WILKINS

Kawasaki -

IDEAL LAP TIME : 2:14.170 BEST LAP TIME : 2:14.193 DIFFERENCE : 0.023

LAP	SECTOR 1	SECTOR 2	LAP TIME	MPH	DIFF	TIME OF DAY
1 -			2:24.528	73.95	10.335	11:07:14.631
2 -			2:18.642	77.09	4.449	11:09:33.273
3 -			2:16.589	78.24	2.396	11:11:49.862
4 -	***1:30.086***	45.127	2:15.213 **(3)**	79.04	1.020	11:14:05.075
5 -	1:30.459	44.985	2:15.444	78.91	1.251	11:16:20.519
6 -	1:30.109	***44.084***	***2:14.193 (1)***	***79.64***		***11:18:34.712***
7 -			2:15.068 **(2)**	79.13	0.875	11:20:49.780

P16 19 S/R James SEATH

Kawasaki - Ovenden

IDEAL LAP TIME : 2:13.722 BEST LAP TIME : 2:13.722 DIFFERENCE : 0.000

LAP	SECTOR 1	SECTOR 2	LAP TIME	MPH	DIFF	TIME OF DAY
1 -		47.431	2:29.780	71.35	16.058	11:07:19.883
2 -	1:31.741	45.831	2:17.572	77.69	3.850	11:09:37.455
3 -	1:31.068	46.121	2:17.189	77.90	3.467	11:11:54.644
4 -	***1:29.064***	***44.658***	***2:13.722 (1)***	***79.92***		***11:14:08.366***
5 -	1:30.013	45.902	2:15.915	78.63	2.193	11:16:24.281
6 -	1:29.381	45.107	2:14.488 **(2)**	79.47	0.766	11:18:38.769
7 -	1:29.918	44.832	2:14.750 **(3)**	79.31	1.028	11:20:53.519

Weather / Track : Bright / Dry

Snetterton 300
Circuit Length = 2.9689 miles
Start: 11:04 Flag 11:19 End: 11:22

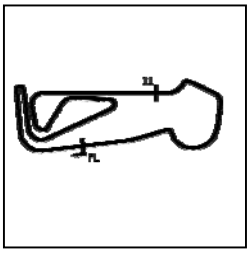

EDIasia Formula 400 inc Sub 64 & Rookies

RACE 4 - SECTOR ANALYSIS

SECTOR 1 = FL to I1, SECTOR 2 = I1 to FL, DIFF = Difference To Personal Best Lap, P = Crossed Finish Line in Pit Lane, D = Time Disallowed

P17 93 William GILLMAN Kawasaki -

IDEAL LAP TIME : 2:14.708 BEST LAP TIME : 2:14.708 DIFFERENCE : 0.000

LAP	SECTOR 1	SECTOR 2	LAP TIME	MPH	DIFF	TIME OF DAY
1 -		46.315	2:26.192	73.10	11.484	11:07:16.295
2 -	1:31.261	46.475	2:17.736	77.59	3.028	11:09:34.031
3 -	1:30.652	45.942	2:16.594	78.24	1.886	11:11:50.625
4 -	1:30.925	45.517	2:16.442 (3)	78.33	1.734	11:14:07.067
5 -	1:31.215	45.407	2:16.622	78.23	1.914	11:16:23.689
6 -	***1:29.935***	***44.773***	***2:14.708 (1)***	***79.34***		***11:18:38.397***
7 -	1:30.628	45.044	2:15.672 (2)	78.77	0.964	11:20:54.069

P18 35 S Sam DIGBY-BAKER Kawasaki -

IDEAL LAP TIME : 2:12.836 BEST LAP TIME : 2:13.783 DIFFERENCE : 0.947

LAP	SECTOR 1	SECTOR 2	LAP TIME	MPH	DIFF	TIME OF DAY
1 -		47.484	2:28.534	71.95	14.751	11:07:18.637
2 -	1:31.456	46.564	2:18.020	77.43	4.237	11:09:36.657
3 -	1:31.322	47.518	2:18.840	76.98	5.057	11:11:55.497
4 -	1:29.815	45.755	2:15.570	78.83	1.787	11:14:11.067
5 -	1:29.661	45.523	2:15.184 (3)	79.06	1.401	11:16:26.251
6 -	***1:28.036***	45.747	***2:13.783 (1)***	***79.89***		***11:18:40.034***
7 -	1:30.083	***44.800***	2:14.883 (2)	79.23	1.100	11:20:54.917

P19 9 S Karl COONEY Kawasaki -

IDEAL LAP TIME : 2:16.906 BEST LAP TIME : 2:16.975 DIFFERENCE : 0.069

LAP	SECTOR 1	SECTOR 2	LAP TIME	MPH	DIFF	TIME OF DAY
1 -		47.048	2:29.822	71.33	12.847	11:07:19.925
2 -	1:30.987	46.356	2:17.343 (2)	77.82	0.368	11:09:37.268
3 -	1:30.990	46.428	2:17.418 (3)	77.77	0.443	11:11:54.686
4 -	***1:30.578***	46.397	***2:16.975 (1)***	***78.02***		***11:14:11.661***
5 -	1:30.780	46.801	2:17.581	77.68	0.606	11:16:29.242
6 -	1:31.167	46.873	2:18.040	77.42	1.065	11:18:47.282
7 -	1:32.901	***46.328***	2:19.229	76.76	2.254	11:21:06.511

P20 85 James ROBINSON Kawasaki - claire palastanga ceramics

IDEAL LAP TIME : 2:14.592 BEST LAP TIME : 2:15.260 DIFFERENCE : 0.668

LAP	SECTOR 1	SECTOR 2	LAP TIME	MPH	DIFF	TIME OF DAY
1 -		48.448	2:37.457	67.87	22.197	11:07:27.560
2 -	1:32.584	47.296	2:19.880	76.40	4.620	11:09:47.440
3 -	***1:29.830***	45.430	***2:15.260 (1)***	***79.01***		***11:12:02.700***
4 -	1:29.887	45.586	2:15.473	78.89	0.213	11:14:18.173
5 -	1:33.518	46.063	2:19.581	76.57	4.321	11:16:37.754
6 -	1:29.978	45.302	2:15.280 (2)	79.00	0.020	11:18:53.034
7 -	1:30.575	***44.762***	2:15.337 (3)	78.97	0.077	11:21:08.371

P21 20 R Connor SWYER Kawasaki - owkay clothing & EBC brakes

IDEAL LAP TIME : 2:15.951 BEST LAP TIME : 2:15.951 DIFFERENCE : 0.000

LAP	SECTOR 1	SECTOR 2	LAP TIME	MPH	DIFF	TIME OF DAY
1 -		46.770	2:27.603	72.41	11.652	11:07:17.706
2 -	1:31.360	47.455	2:18.815 (3)	76.99	2.864	11:09:36.521
3 -	1:31.609	46.783	2:18.392 (2)	77.23	2.441	11:11:54.913
4 -	***1:29.960***	***45.991***	***2:15.951 (1)***	***78.61***		***11:14:10.864***
5 -	1:33.463	47.239	2:20.702	75.96	4.751	11:16:31.566
6 -	1:32.575	48.968	2:21.543	75.51	5.592	11:18:53.109
7 -	1:33.989	48.754	2:22.743	74.87	6.792	11:21:15.852

P22 26 Lydia THOMPSON Kawasaki - Flintstone Racing - David Simons Tuning

IDEAL LAP TIME : 2:18.956 BEST LAP TIME : 2:18.956 DIFFERENCE : 0.000

LAP	SECTOR 1	SECTOR 2	LAP TIME	MPH	DIFF	TIME OF DAY

Weather / Track : Bright / Dry

Snetterton 300
Circuit Length = 2.9689 miles
Start: 11:04 Flag 11:19 End: 11:22

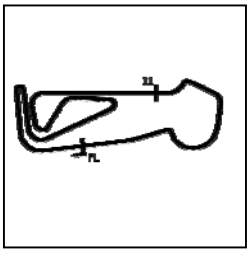

EDIasia Formula 400 inc Sub 64 & Rookies

RACE 4 - SECTOR ANALYSIS

SECTOR 1 = FL to I1, SECTOR 2 = I1 to FL, DIFF = Difference To Personal Best Lap, P = Crossed Finish Line in Pit Lane, D = Time Disallowed

1 -		48.804	2:35.305		68.81	16.349	11:07:25.408
2 -	1:34.551	46.690	2:21.241		75.67	2.285	11:09:46.649
3 -	1:33.505	46.020	2:19.525	(2)	76.60	0.569	11:12:06.174
4 -	1:33.855	46.387	2:20.242	(3)	76.21	1.286	11:14:26.416
5 -	***1:33.007***	***45.949***	***2:18.956***	**(1)**	***76.91***		***11:16:45.372***
6 -	1:33.540	47.423	2:20.963		75.82	2.007	11:19:06.335
7 -	1:33.791	46.568	2:20.359		76.14	1.403	11:21:26.694

P23 56 R Kallam SWYER

Kawasaki - Poole tyres & not centre

IDEAL LAP TIME : 2:22.319 BEST LAP TIME : 2:22.319 DIFFERENCE : 0.000

LAP	SECTOR 1	SECTOR 2	LAP TIME		MPH	DIFF	TIME OF DAY
1 -		50.691	2:36.502		68.29	14.183	11:07:26.605
2 -	1:37.150	49.162	2:26.312		73.04	3.993	11:09:52.917
3 -	1:35.559	47.967	2:23.526	(3)	74.46	1.207	11:12:16.443
4 -	***1:34.647***	***47.672***	***2:22.319***	**(1)**	***75.09***		***11:14:38.762***
5 -	1:35.357	48.297	2:23.654		74.40	1.335	11:17:02.416
6 -	1:34.951	49.105	2:24.056		74.19	1.737	11:19:26.472
7 -	1:35.440	47.807	2:23.247	(2)	74.61	0.928	11:21:49.719

P24 5 S Max HOUSE

Yamaha -

IDEAL LAP TIME : 2:22.258 BEST LAP TIME : 2:22.532 DIFFERENCE : 0.274

LAP	SECTOR 1	SECTOR 2	LAP TIME		MPH	DIFF	TIME OF DAY
1 -		49.853	2:38.346		67.49	15.814	11:07:28.449
2 -	1:36.194	49.531	2:25.725		73.34	3.193	11:09:54.174
3 -	1:36.400	47.889	2:24.289		74.07	1.757	11:12:18.463
4 -	1:35.750	***47.431***	2:23.181	(3)	74.64	0.649	11:14:41.644
5 -	1:34.921	47.714	2:22.635	(2)	74.93	0.103	11:17:04.279
6 -	***1:34.827***	47.705	***2:22.532***	**(1)**	***74.98***		***11:19:26.811***
7 -	1:35.650	47.623	2:23.273		74.59	0.741	11:21:50.084

P25 797 S/R James BLYTH

Honda - Terra97

IDEAL LAP TIME : 2:22.039 BEST LAP TIME : 2:22.900 DIFFERENCE : 0.861

LAP	SECTOR 1	SECTOR 2	LAP TIME		MPH	DIFF	TIME OF DAY
1 -		49.840	2:35.972		68.52	13.072	11:07:26.075
2 -	1:37.838	48.563	2:26.401		73.00	3.501	11:09:52.476
3 -	1:35.297	48.409	2:23.706		74.37	0.806	11:12:16.182
4 -	1:36.732	48.199	2:24.931		73.74	2.031	11:14:41.113
5 -	1:36.452	***46.985***	2:23.437	(3)	74.51	0.537	11:17:04.550
6 -	1:35.173	47.950	2:23.123	(2)	74.67	0.223	11:19:27.673
7 -	***1:35.054***	47.846	***2:22.900***	**(1)**	***74.79***		***11:21:50.573***

P26 110 S/R Michael LANGLANDS

Kawasaki - Rafmsa

IDEAL LAP TIME : 2:22.686 BEST LAP TIME : 2:22.686 DIFFERENCE : 0.000

LAP	SECTOR 1	SECTOR 2	LAP TIME		MPH	DIFF	TIME OF DAY
1 -		48.991	2:33.250		69.74	10.564	11:07:23.353
2 -	1:36.802	49.052	2:25.854		73.27	3.168	11:09:49.207
3 -	***1:35.007***	***47.679***	***2:22.686***	**(1)**	***74.90***		***11:12:11.893***
4 -	1:37.309	48.885	2:26.194		73.10	3.508	11:14:38.087
5 -	1:36.363	49.241	2:25.604		73.40	2.918	11:17:03.691
6 -	1:36.093	47.717	2:23.810	(3)	74.32	1.124	11:19:27.501
7 -	1:35.506	48.018	2:23.524	(2)	74.46	0.838	11:21:51.025

P27 21 S Ben HUNTER

Yamaha -

IDEAL LAP TIME : 2:23.691 BEST LAP TIME : 2:23.691 DIFFERENCE : 0.000

LAP	SECTOR 1	SECTOR 2	LAP TIME		MPH	DIFF	TIME OF DAY
1 -		49.242	2:37.159		68.00	13.468	11:07:27.262
2 -	1:37.545	49.162	2:26.707		72.85	3.016	11:09:53.969
3 -	***1:35.516***	***48.175***	***2:23.691***	**(1)**	***74.38***		***11:12:17.660***
4 -	1:35.683	48.643	2:24.326	(2)	74.05	0.635	11:14:41.986

Weather / Track : Bright / Dry

Snetterton 300
Circuit Length = 2.9689 miles
Start: 11:04 Flag 11:19 End: 11:22

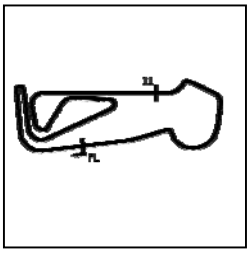

EDIasia Formula 400 inc Sub 64 & Rookies

RACE 4 - SECTOR ANALYSIS

SECTOR 1 = FL to I1, SECTOR 2 = I1 to FL, DIFF = Difference To Personal Best Lap, P = Crossed Finish Line in Pit Lane, D = Time Disallowed

5 -	1:36.468	48.860	2:25.328 **(3)**	73.54	1.637	11:17:07.314
6 -	1:38.134	48.870	2:27.004	72.70	3.313	11:19:34.318

P28 98 S/R David BLYTH Kawasaki - Tier Environmental

IDEAL LAP TIME : 2:23.740 BEST LAP TIME : 2:24.310 DIFFERENCE : 0.570

LAP	SECTOR 1	SECTOR 2	LAP TIME	MPH	DIFF	TIME OF DAY
1 -		***47.538***	2:33.765	69.50	9.455	11:07:23.868
2 -	1:38.908	48.826	2:27.734	72.34	3.424	11:09:51.602
3 -	***1:36.202***	48.108	***2:24.310*** **(1)**	***74.06***		***11:12:15.912***
4 -	1:36.883	48.206	2:25.089 **(2)**	73.66	0.779	11:14:41.001
5 -	1:37.146	48.507	2:25.653 **(3)**	73.38	1.343	11:17:06.654
6 -	1:39.765	50.446	2:30.211	71.15	5.901	11:19:36.865

P29 40 S/R Jonathan DINSMORE Honda - RJs Car Restorations / PRO Hire

IDEAL LAP TIME : 2:23.303 BEST LAP TIME : 2:24.370 DIFFERENCE : 1.067

LAP	SECTOR 1	SECTOR 2	LAP TIME	MPH	DIFF	TIME OF DAY
1 -		1:00.812	2:45.416	64.61	21.046	11:07:35.519
2 -	1:36.496	49.301	2:25.797 **(3)**	73.30	1.427	11:10:01.316
3 -	1:36.509	***47.863***	2:24.372 **(2)**	74.03	0.002	11:12:25.688
4 -	1:39.350	50.328	2:29.678	71.40	5.308	11:14:55.366
5 -	1:38.479	49.610	2:28.089	72.17	3.719	11:17:23.455
6 -	***1:35.440***	48.930	***2:24.370*** **(1)**	***74.03***		***11:19:47.825***

P30 999 S/R Jim DALTON Kawasaki - Mick Dale

IDEAL LAP TIME : 2:29.378 BEST LAP TIME : 2:30.089 DIFFERENCE : 0.711

LAP	SECTOR 1	SECTOR 2	LAP TIME	MPH	DIFF	TIME OF DAY
1 -		50.292	2:41.464	66.19	11.375	11:07:31.567
2 -	1:40.874	***49.215***	***2:30.089*** **(1)**	***71.21***		***11:10:01.656***
3 -	***1:40.163***	50.265	2:30.428 **(2)**	71.05	0.339	11:12:32.084
4 -	1:43.940	50.102	2:34.042	69.38	3.953	11:15:06.126
5 -	1:42.429	51.812	2:34.241	69.29	4.152	11:17:40.367
6 -	1:41.603	50.921	2:32.524 **(3)**	70.07	2.435	11:20:12.891

P31 42 R Dave ATKINS Honda -

IDEAL LAP TIME : 2:25.308 BEST LAP TIME : 2:25.308 DIFFERENCE : 0.000

LAP	SECTOR 1	SECTOR 2	LAP TIME	MPH	DIFF	TIME OF DAY
1 -		49.423	2:38.441	67.45	13.133	11:07:28.544
2 -	1:37.852	48.212	2:26.064 **(2)**	73.17	0.756	11:09:54.608
3 -	***1:37.232***	***48.076***	***2:25.308*** **(1)**	***73.55***		***11:12:19.916***
4 -	1:44.466	50.298	2:34.764	69.06	9.456	11:14:54.680
5 -	1:38.934	49.501	2:28.435 **(3)**	72.00	3.127	11:17:23.115
6 -	1:48.581	1:10.080	2:58.661	59.82	33.353	11:20:21.776

P32 52 Gary JARMAN Kawasaki - G & S Motorcycle tyres

IDEAL LAP TIME : 2:17.277 BEST LAP TIME : 2:17.609 DIFFERENCE : 0.332

LAP	SECTOR 1	SECTOR 2	LAP TIME	MPH	DIFF	TIME OF DAY
1 -		46.316	2:26.593	72.90	8.984	11:07:16.696
2 -	1:31.932	47.358	2:19.290	76.73	1.681	11:09:35.986
3 -	1:31.476	47.698	2:19.174 **(3)**	76.79	1.565	11:11:55.160
4 -	1:33.074	***46.021***	2:19.095 **(2)**	76.84	1.486	11:14:14.255
5 -	***1:31.256***	46.353	***2:17.609*** **(1)**	***77.66***		***11:16:31.864***

P33 45 Mark THOMPSON Kawasaki - Flintstone Tyres / David Simon Tuning

IDEAL LAP TIME : 2:08.787 BEST LAP TIME : 2:09.255 DIFFERENCE : 0.468

LAP	SECTOR 1	SECTOR 2	LAP TIME	MPH	DIFF	TIME OF DAY
1 -		***43.142***	2:14.630	79.38	5.375	11:07:04.733
2 -	1:26.525	44.321	2:10.846 **(3)**	81.68	1.591	11:09:15.579
3 -	1:26.654	43.368	2:10.022 **(2)**	82.20	0.767	11:11:25.601

Weather / Track : Bright / Dry

Snetterton 300
Circuit Length = 2.9689 miles
Start: 11:04 Flag 11:19 End: 11:22

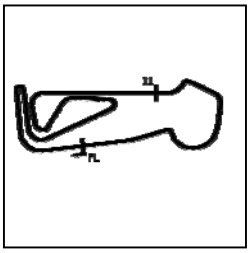

EDIasia Formula 400 inc Sub 64 & Rookies

RACE 4 - SECTOR ANALYSIS

SECTOR 1 = FL to I1, SECTOR 2 = I1 to FL, DIFF = Difference To Personal Best Lap, P = Crossed Finish Line in Pit Lane, D = Time Disallowed

4 -	***1:25.645***	43.610	***2:09.255***	**(1)**	***82.68***	***11:13:34.856***

P34 84 S Gavin SCHOFIELD Honda -

IDEAL LAP TIME : 2:15.113 BEST LAP TIME : 2:15.411 DIFFERENCE : 0.298

LAP	SECTOR 1	SECTOR 2	LAP TIME		MPH	DIFF	TIME OF DAY
1 -		46.993	2:28.545		71.95	13.134	11:07:18.648
2 -	***1:30.092***	45.515	2:15.607	**(2)**	78.81	0.196	11:09:34.255
3 -	1:30.872	45.973	2:16.845	**(3)**	78.10	1.434	11:11:51.100
4 -	1:30.390	***45.021***	***2:15.411***	**(1)**	***78.93***		***11:14:06.511***

P35 11 Paul MIDDLETON Yamaha - Whizzard Racing

IDEAL LAP TIME : 2:23.489 BEST LAP TIME : 2:24.497 DIFFERENCE : 1.008

LAP	SECTOR 1	SECTOR 2	LAP TIME		MPH	DIFF	TIME OF DAY
1 -		49.848	2:36.852		68.14	12.355	11:07:26.955
2 -	1:37.606	49.530	2:27.136	**(2)**	72.64	2.639	11:09:54.091
3 -	1:36.565	***47.932***	***2:24.497***	**(1)**	***73.96***		***11:12:18.588***

Weather / Track : Bright / Dry

Snetterton 300
Circuit Length = 2.9689 miles
Start: 11:04 Flag 11:19 End: 11:22

EDIasia Formula 400 inc Sub 64 & Rookies

RACE 4 - BEST SECTORS

	SECTOR 1			SECTOR 2			IDEAL / BEST COMPARISON					
POS	NO	NAME	TIME	NO	NAME	TIME	POS	NO	NAME	IDEAL	BEST	DIFF
									PERFECT LAP	2:04.463		
1	2	GILL	**1:23.041**	43	TAYLOR	**41.422**	1	2	GILL	2:04.466	2:04.466	0.000
2	43	TAYLOR	**1:24.213**	2	GILL	**41.425**	2	43	TAYLOR	2:05.635	2:05.635	0.000
3	3	HENNING	**1:24.626**	86	SCOTT	**42.091**	3	3	HENNING	2:06.974	2:06.974	0.000
4	45	THOMPSON	**1:25.645**	63	FOWLE	**42.191**	4	86	SCOTT	2:08.196	2:08.529	0.333
5	38	WOOD	**1:25.691**	3	HENNING	**42.348**	5	38	WOOD	2:08.319	2:08.319	0.000
6	86	SCOTT	**1:26.105**	38	WOOD	**42.628**	6	63	FOWLE	2:08.357	2:08.357	0.000
7	63	FOWLE	**1:26.166**	45	THOMPSON	**43.142**	7	45	THOMPSON	2:08.787	2:09.255	0.468
8	23	EVANS	**1:26.303**	22	HARVIEK	**43.539**	8	23	EVANS	2:09.948	2:10.535	0.587
9	22	HARVIEK	**1:27.538**	27	MCCORMACK	**43.597**	9	22	HARVIEK	2:11.077	2:11.300	0.223
10	90	RAPA	**1:27.855**	23	EVANS	**43.645**	10	27	MCCORMACK	2:11.708	2:11.811	0.103
11	35	DIGBY-BAKER	**1:28.036**	16	WILKINS	**44.084**	11	90	RAPA	2:12.063	2:12.074	0.011
12	27	MCCORMACK	**1:28.111**	90	RAPA	**44.208**	12	35	DIGBY-BAKER	2:12.836	2:13.783	0.947
13	15	WALDER	**1:29.010**	15	WALDER	**44.261**	13	15	WALDER	2:13.271	2:13.496	0.225
14	19	SEATH	**1:29.064**	51	JARMAN	**44.617**	14	19	SEATH	2:13.722	2:13.722	0.000
15	100	ALLUM	**1:29.217**	19	SEATH	**44.658**	15	100	ALLUM	2:13.921	2:13.921	0.000
16	60	CROKER	**1:29.307**	100	ALLUM	**44.704**	16	16	WILKINS	2:14.170	2:14.193	0.023
17	85	ROBINSON	**1:29.830**	85	ROBINSON	**44.762**	17	51	JARMAN	2:14.587	2:14.587	0.000
18	93	GILLMAN	**1:29.935**	93	GILLMAN	**44.773**	18	85	ROBINSON	2:14.592	2:15.260	0.668
19	20	SWYER	**1:29.960**	35	DIGBY-BAKER	**44.800**	19	60	CROKER	2:14.659	2:14.659	0.000
20	51	JARMAN	**1:29.970**	84	SCHOFIELD	**45.021**	20	93	GILLMAN	2:14.708	2:14.708	0.000
21	16	WILKINS	**1:30.086**	60	CROKER	**45.352**	21	84	SCHOFIELD	2:15.113	2:15.411	0.298
22	84	SCHOFIELD	**1:30.092**	26	THOMPSON	**45.949**	22	20	SWYER	2:15.951	2:15.951	0.000
23	9	COONEY	**1:30.578**	20	SWYER	**45.991**	23	9	COONEY	2:16.906	2:16.975	0.069
24	52	JARMAN	**1:31.256**	52	JARMAN	**46.021**	24	52	JARMAN	2:17.277	2:17.609	0.332
25	26	THOMPSON	**1:33.007**	9	COONEY	**46.328**	25	26	THOMPSON	2:18.956	2:18.956	0.000
26	56	SWYER	**1:34.647**	797	BLYTH	**46.985**	26	797	BLYTH	2:22.039	2:22.900	0.861
27	5	HOUSE	**1:34.827**	5	HOUSE	**47.431**	27	5	HOUSE	2:22.258	2:22.532	0.274
28	110	LANGLANDS	**1:35.007**	98	BLYTH	**47.538**	28	56	SWYER	2:22.319	2:22.319	0.000
29	797	BLYTH	**1:35.054**	56	SWYER	**47.672**	29	110	LANGLANDS	2:22.686	2:22.686	0.000
30	40	DINSMORE	**1:35.440**	110	LANGLANDS	**47.679**	30	40	DINSMORE	2:23.303	2:24.370	1.067
31	21	HUNTER	**1:35.516**	40	DINSMORE	**47.863**	31	11	MIDDLETON	2:23.489	2:24.497	1.008
32	11	MIDDLETON	**1:35.557**	11	MIDDLETON	**47.932**	32	21	HUNTER	2:23.691	2:23.691	0.000
33	98	BLYTH	**1:36.202**	42	ATKINS	**48.076**	33	98	BLYTH	2:23.740	2:24.310	0.570
34	42	ATKINS	**1:37.232**	21	HUNTER	**48.175**	34	42	ATKINS	2:25.308	2:25.308	0.000
35	999	DALTON	**1:40.163**	999	DALTON	**49.215**	35	999	DALTON	2:29.378	2:30.089	0.711
36												

Weather / Track : Bright / Dry

Snetterton 300
Circuit Length = 2.9689 miles
Start: 11:04 Flag 11:19 End: 11:22

Results can be found at www.tsl-timing.com

Printed - 11:25 Sunday, 20 May 2018

EDIasia Formula 400 inc Sub 64 & Rookies

RACE 13 - GRID (7 Laps)

ROW 15	1	1	43 147 Matthew MAY
ROW 14	42 17 Andrew POCOCK	41 10 Justin ARBON	40 73 Stephen BORN
ROW 13	39 117 Jordan HARRIS	38 30 Luke DOIG	37 57 Paul FISHER
ROW 12	36 33 Carl JOHNSTONE	35 999 2:30.089 Jim DALTON	34 42 2:25.308 Dave ATKINS
ROW 11	33 11 2:24.497 Paul MIDDLETON	32 40 2:24.370 Jonathan DINSMORE	31 98 2:24.310 David BLYTH
ROW 10	30 21 2:23.691 Ben HUNTER	29 797 2:22.900 James BLYTH	28 110 2:22.686 Michael LANGLANDS
ROW 9	27 5 2:22.532 Max HOUSE	26 56 2:22.319 Kallam SWYER	25 26 2:18.956 Lydia THOMPSON
ROW 8	24 52 2:17.609 Gary JARMAN	23 9 2:16.975 Karl COONEY	22 20 2:15.951 Connor SWYER
ROW 7	21 84 2:15.411 Gavin SCHOFIELD	20 85 2:15.260 James ROBINSON	19 93 2:14.708 William GILLMAN
ROW 6	18 60 2:14.659 Eddie CROKER	17 51 2:14.587 Emma JARMAN	16 16 2:14.193 Andrew WILKINS
ROW 5	15 100 2:13.921 Jonathan ALLUM	14 35 2:13.783 Sam DIGBY-BAKER	13 19 2:13.722 James SEATH
ROW 4	12 15 2:13.496 Grant WALDER	11 90 2:12.074 Steve RAPA	10 27 2:11.811 Justin MCCORMACK
ROW 3	9 22 2:11.300 Dave HARVIEK	8 23 2:10.535 Tham EVANS	7 45 2:09.255 Mark THOMPSON
ROW 2	6 86 2:08.529 Mathew SCOTT	5 63 2:08.357 Harry FOWLE	4 38 2:08.319 Hayden WOOD
ROW 1	3 3 2:06.974 Gary HENNING	2 43 2:05.635 Mark TAYLOR	1 2 2:04.466 Andrew GILL

Pole

Snetterton 300
Circuit Length = 2.9689 miles

These results are provisional until the conclusion of any judicial and technical matters.

Clerk Of Course :		Timekeeper :

Results can be found at www.tsl-timing.com

Printed - 11:28 Sunday, 20 May 2018

EDIasia Formula 400 inc Sub 64 & Rookies

RACE 13 - CLASSIFICATION

POS	NO	CL	PIC	NAME	ENTRY	LAPS	TIME	GAP	DIFF	MPH	BEST	ON
1	**2**		1	Andrew GILL	Kawasaki - RMKD Racing	**7**	14:48.243			84.22	**2:05.252**	2
2	**43**		2	Mark TAYLOR	Kawasaki - Longhove Contracts	**7**	14:54.918	**6.675**	6.675	83.60	**2:06.238**	2
3	**86**		3	Mathew SCOTT	Kawasaki -	**7**	15:10.418	**22.175**	15.500	82.17	**2:08.076**	5
4	**23**	S	1	Tham EVANS	Honda - Vanilla Electronics / GF racing	**7**	15:21.980	**33.737**	11.562	81.14	**2:09.925**	2
5	**63**	S	2	Harry FOWLE	Kawasaki - A.Fowle Joinery	**7**	15:22.302	**34.059**	0.322	81.11	**2:09.379**	7
6	**3**		4	Gary HENNING	Kawasaki - SGT motorcycles	**7**	15:27.936	**39.693**	5.634	80.62	**2:08.037**	3
7	**45**		5	Mark THOMPSON	Kawasaki - Flintstone Tyres / David Simon Tuning	**7**	15:33.102	**44.859**	5.166	80.18	**2:10.002**	5
8	**22**		6	Dave HARVIEK	Kawasaki - HRC & Fatty's Cake Shop	**7**	15:34.412	**46.169**	1.310	80.06	**2:12.075**	7
9	**27**	S	3	Justin MCCORMACK	Kawasaki - JMR	**7**	15:37.213	**48.970**	2.801	79.82	**2:12.097**	6
10	**90**	S	4	Steve RAPA	Honda - David Simon Tuning	**7**	15:39.178	**50.935**	1.965	79.66	**2:12.185**	7
11	**33**	S	5	Carl JOHNSTONE	Yamaha - EDIasia	**7**	15:48.923	**1:00.680**	9.745	78.84	**2:12.240**	5
12	**15**		7	Grant WALDER	Kawasaki - Fins Motorcycles	**7**	15:49.407	**1:01.164**	0.484	78.80	**2:13.577**	2
13	**19**	S/R	1	James SEATH	Kawasaki - Ovenden	**7**	15:49.833	**1:01.590**	0.426	78.76	**2:12.311**	6
14	**100**	S/R	2	Jonathan ALLUM	Honda - LittleJonnys Catering	**7**	15:50.867	**1:02.624**	1.034	78.68	**2:13.967**	5
15	**51**		8	Emma JARMAN	Kawasaki - Mum & Dad, EDIAsia and CommunityUk	**7**	16:01.089	**1:12.846**	10.222	77.84	**2:15.224**	7
16	**16**	S	6	Andrew WILKINS	Kawasaki -	**7**	16:01.980	**1:13.737**	0.891	77.77	**2:14.742**	7
17	**93**		9	William GILLMAN	Kawasaki -	**7**	16:02.518	**1:14.275**	0.538	77.72	**2:15.400**	5
18	**84**	S	7	Gavin SCHOFIELD	Honda -	**7**	16:02.708	**1:14.465**	0.190	77.71	**2:14.378**	5
19	**60**	R	1	Eddie CROKER	Kawasaki -	**7**	16:06.957	**1:18.714**	4.249	77.37	**2:14.689**	6
20	**52**		10	Gary JARMAN	Kawasaki - G & S Motorcycle tyres	**7**	16:15.582	**1:27.339**	8.625	76.68	**2:15.711**	6
21	**26**		11	Lydia THOMPSON	Kawasaki - Flintstone Racing - David Simons Tuning	**7**	16:16.305	**1:28.062**	0.723	76.63	**2:15.852**	6
22	**85**		12	James ROBINSON	Kawasaki - claire palastanga ceramics	**7**	16:17.092	**1:28.849**	0.787	76.57	**2:16.026**	3
23	**57**		13	Paul FISHER	Kawasaki -	**7**	16:18.033	**1:29.790**	0.941	76.49	**2:15.605**	7
24	**20**	R	2	Connor SWYER	Kawasaki - owkay clothing & EBC brakes	**7**	16:22.287	**1:34.044**	4.254	76.16	**2:18.099**	5
25	**9**	S	8	Karl COONEY	Kawasaki -	**7**	16:35.332	**1:47.089**	13.045	75.16	**2:19.002**	2
26	**56**	R	3	Kallam SWYER	Kawasaki - Poole tyres & not centre	**7**	16:45.823	**1:57.580**	10.491	74.38	**2:20.996**	2
27	**5**	S	9	Max HOUSE	Yamaha -	**7**	16:52.420	**2:04.177**	6.597	73.89	**2:21.459**	6
28	**797**	S/R	3	James BLYTH	Honda - Terra97	**7**	17:13.098	**2:24.855**	20.678	72.41	**2:23.464**	2
29	**110**	S/R	4	Michael LANGLANDS	Kawasaki - Rafmsa	**6**	14:48.974	**1 Lap**	1 Lap	72.13	**2:25.513**	2
30	**42**	R	4	Dave ATKINS	Honda -	**6**	14:55.489	**1 Lap**	6.515	71.61	**2:25.335**	4
31	**40**	S/R	5	Jonathan DINSMORE	Honda - RJs Car Restorations / PRO Hire	**6**	14:56.240	**1 Lap**	0.751	71.55	**2:26.300**	4
32	**98**	S/R	6	David BLYTH	Kawasaki - Tier Environmental	**6**	15:04.496	**1 Lap**	8.256	70.89	**2:27.330**	2
33	**999**	S/R	7	Jim DALTON	Kawasaki - Mick Dale	**6**	15:48.237	**1 Lap**	43.741	67.62	**2:33.137**	6
					NOT CLASSIFIED							
DNF	**38**	S		Hayden WOOD	Kawasaki -	**5**	11:02.078	**2 Laps**	1 Lap	80.71	**2:08.976**	2
DNF	**35**	S		Sam DIGBY-BAKER	Kawasaki -	**4**	9:17.649	**3 Laps**	1 Lap	76.66	**2:15.599**	3
DNF	**11**			Paul MIDDLETON	Yamaha - Whizzard Racing	**3**	7:23.766	**4 Laps**	1 Lap	72.25	**2:23.822**	3
DNF	**21**	S		Ben HUNTER	Yamaha -	**1**	2:33.573	**6 Laps**	2 Laps	69.59		

FASTEST LAP

2		Andrew GILL	Kawasaki - RMKD Racing	**2**	2:05.252	85.33 mph	137.32 kph
38	S	Hayden WOOD	Kawasaki -	**2**	2:08.976	82.86 mph	133.36 kph
19	S/R	James SEATH	Kawasaki - Ovenden	**6**	2:12.311	80.77 mph	130.00 kph
60	R	Eddie CROKER	Kawasaki -	**6**	2:14.689	79.35 mph	127.70 kph

Class - 92.5% of Race Speed = 77.90 mph
Class S - 92.5% of Race Speed = 75.05 mph
Class S/R - 92.5% of Race Speed = 72.85 mph
Class R - 92.5% of Race Speed = 71.56 mph

Snetterton 300
Circuit Length = 2.9689 miles
Start: 15:17 Flag 15:32 End: 15:35

Weather / Track : Sunny / Dry

These results are provisional until the conclusion of any judicial and technical matters.

Clerk Of Course :		Timekeeper :

Results can be found at www.tsl-timing.com

Printed - 15:40 Sunday, 20 May 2018

EDIasia Formula 400 inc Sub 64 & Rookies

RACE 13 - LAP CHART

LAP 1 @ 15:19:54.640

NO	BEHIND	LAP TIME
2		2:10.844
3	0.562	2:11.406
43	1.386	2:12.230
38	4.156	2:15.000
63	4.636	2:15.480
23	5.381	2:16.225
86	5.792	2:16.636
22	7.735	2:18.579
27	9.451	2:20.295
90	10.723	2:21.567
19	11.748	2:22.592
15	11.809	2:22.653
93	12.316	2:23.160
100	12.748	2:23.592
45	12.883	2:23.727
51	12.960	2:23.804
33	13.073	2:23.917
16	14.321	2:25.165
35	16.772	2:27.616
60	16.854	2:27.698
84	17.465	2:28.309
52	18.991	2:29.835
9	19.015	2:29.859
26	19.803	2:30.647
57	20.279	2:31.123
20	20.311	2:31.155
56	21.335	2:32.179
85	21.585	2:32.429
21	22.729	2:33.573
5	23.421	2:34.265
11	23.448	2:34.292
797	24.821	2:35.665
110	25.545	2:36.389
42	26.703	2:37.547
98	27.411	2:38.255
40	28.315	2:39.159
999	34.889	2:45.733

LAP 2 @ 15:21:59.892

NO	BEHIND	LAP TIME
2		2:05.252
43	2.372	2:06.238
3	3.647	2:08.337
38	7.880	2:08.976
23	10.054	2:09.925
86	10.548	2:10.008
22	15.152	2:12.669
63	15.464	2:16.080
27	17.447	2:13.248
90	18.933	2:13.462
15	20.134	2:13.577
45	21.841	2:14.210
93	22.653	2:15.589
100	23.379	2:15.883
19	23.888	2:17.392
51	24.266	2:16.558
33	25.334	2:17.513
16	25.618	2:16.549
84	28.154	2:15.941
60	29.036	2:17.434
35	29.171	2:17.651
52	31.278	2:17.539
57	32.577	2:17.550
9	32.765	2:19.002
26	32.844	2:18.293
20	33.777	2:18.718
85	36.414	2:20.081
56	37.079	2:20.996
5	42.658	2:24.489
797	43.033	2:23.464
11	43.848	2:25.652
110	45.806	2:25.513
42	48.428	2:26.977
98	49.489	2:27.330
40	50.292	2:27.229
999	1:07.796	2:38.159

LAP 3 @ 15:24:05.313

NO	BEHIND	LAP TIME
2		2:05.421
43	3.829	2:06.878
3	6.263	2:08.037
38	12.243	2:09.784
86	14.825	2:09.698
23	16.589	2:11.956
63	20.718	2:10.675
22	22.677	2:12.946
27	24.890	2:12.864
90	26.940	2:13.428
45	29.048	2:12.628
15	30.613	2:15.900
100	31.974	2:14.016
93	33.191	2:15.959
19	33.295	2:14.828
51	34.505	2:15.660
33	35.268	2:15.355
16	35.620	2:15.423
84	37.944	2:15.211
35	39.349	2:15.599
60	42.265	2:18.650
52	45.327	2:19.470
26	45.677	2:18.254
57	46.200	2:19.044
85	47.019	2:16.026
20	47.338	2:18.982
9	49.875	2:22.531
56	54.328	2:22.670
5	1:00.685	2:23.448
797	1:02.011	2:24.399
11	1:02.249	2:23.822
110	1:07.058	2:26.673
42	1:09.451	2:26.444
98	1:12.924	2:28.856
40	1:13.055	2:28.184
999	1:40.711	2:38.336

LAP 4 @ 15:26:10.865

NO	BEHIND	LAP TIME
2		2:05.552
43	5.216	2:06.939
3	8.816	2:08.105
86	18.191	2:08.918
38	18.725	2:12.034
23	21.537	2:10.500
63	25.279	2:10.113
22	29.470	2:12.345
27	32.302	2:12.964
90	34.100	2:12.712
45	35.236	2:11.740
15	39.939	2:14.878
100	41.355	2:14.933
19	43.299	2:15.556
33	43.750	2:14.034
93	44.290	2:16.651
51	45.237	2:16.284
16	46.112	2:16.044
84	48.069	2:15.677
35	50.580	2:16.783
60	53.092	2:16.379
52	58.072	2:18.297
85	58.615	2:17.148
57	59.702	2:19.054
26	1:00.202	2:20.077
20	1:00.491	2:18.705
9	1:04.691	2:20.368
56	1:10.377	2:21.601
5	1:18.844	2:23.711
797	1:21.765	2:25.306
42	1:29.234	2:25.335
110	1:29.290	2:27.784
40	1:33.803	2:26.300
98	1:36.881	2:29.509

LAP 5 @ 15:28:17.574

NO	BEHIND	LAP TIME
2		2:06.709
999	1 Lap	2:36.610
43	5.641	2:07.134
86	19.558	2:08.076
3	19.662	2:17.555
23	26.020	2:11.192
38	28.300	2:16.284
63	28.829	2:10.259
22	35.716	2:12.955
45	38.529	2:10.002
27	38.571	2:12.978
90	40.200	2:12.809
15	47.559	2:14.329
100	48.613	2:13.967
33	49.281	2:12.240
19	51.194	2:14.604
93	52.981	2:15.400
51	54.947	2:16.419
16	55.475	2:16.072
84	55.738	2:14.378
60	1:01.524	2:15.141
85	1:08.675	2:16.769
52	1:09.109	2:17.746
26	1:09.719	2:16.226
57	1:11.803	2:18.810
20	1:11.881	2:18.099
9	1:18.796	2:20.814
56	1:26.499	2:22.831
5	1:35.367	2:23.232
797	1:45.629	2:30.573
42	1:47.915	2:25.390
110	1:49.479	2:26.898
40	1:55.163	2:28.069
98	2:00.120	2:29.948

LAP 6 @ 15:30:23.938

NO	BEHIND	LAP TIME
2		2:06.364
43	6.378	2:07.101
86	21.684	2:08.490
23	31.314	2:11.658
3	31.356	2:18.058
63	32.781	2:10.316
999	1 Lap	2:36.262
22	42.195	2:12.843
45	42.376	2:10.211
27	44.304	2:12.097
90	46.851	2:13.015
15	55.348	2:14.153
33	55.813	2:12.896
100	56.360	2:14.111
19	57.141	2:12.311
51	1:05.723	2:17.140
93	1:06.159	2:19.542
84	1:06.377	2:17.003
16	1:07.096	2:17.985
60	1:09.849	2:14.689
52	1:18.456	2:15.711
85	1:18.523	2:16.212
26	1:19.207	2:15.852
57	1:22.286	2:16.847
20	1:23.946	2:18.429
9	1:33.405	2:20.973
56	1:42.909	2:22.774
5	1:50.462	2:21.459
797	2:05.708	2:26.443

LAP 7 @ 15:32:32.039

NO	BEHIND	LAP TIME
2		2:08.101
110	1 Lap	2:25.717
43	6.675	2:08.398
42	1 Lap	2:33.796
40	1 Lap	2:27.299
98	1 Lap	2:30.598
86	22.175	2:08.592
23	33.737	2:10.524
63	34.059	2:09.379
3	39.693	2:16.438
45	44.859	2:10.584
22	46.169	2:12.075
27	48.970	2:12.767
90	50.935	2:12.185
999	1 Lap	2:33.137
33	1:00.680	2:12.968
15	1:01.164	2:13.917
19	1:01.590	2:12.550
100	1:02.624	2:14.365
51	1:12.846	2:15.224
16	1:13.737	2:14.742
93	1:14.275	2:16.217
84	1:14.465	2:16.189
60	1:18.714	2:16.966
52	1:27.339	2:16.984
26	1:28.062	2:16.956
85	1:28.849	2:18.427
57	1:29.790	2:15.605
20	1:34.044	2:18.199
9	1:47.089	2:21.785
56	1:57.580	2:22.772
5	2:04.177	2:21.816
797	2:24.855	2:27.248

Snetterton 300
Circuit Length = 2.9689 miles
Start: 15:17 Flag 15:32 End: 15:35

Weather / Track : Sunny / Dry

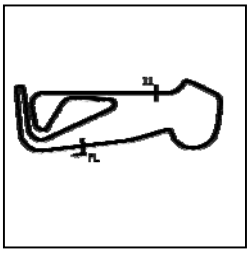

EDIasia Formula 400 inc Sub 64 & Rookies

RACE 13 - SECTOR ANALYSIS

SECTOR 1 = FL to I1, SECTOR 2 = I1 to FL, DIFF = Difference To Personal Best Lap, P = Crossed Finish Line in Pit Lane, D = Time Disallowed

P1 2 Andrew GILL Kawasaki - RMKD Racing

IDEAL LAP TIME : 2:05.162 BEST LAP TIME : 2:05.252 DIFFERENCE : 0.090

LAP	SECTOR 1	SECTOR 2	LAP TIME	MPH	DIFF	TIME OF DAY
1 -		42.184	2:10.844	81.68	5.592	15:19:54.640
2 -	***1:23.350***	41.902	***2:05.252 (1)***	***85.33***		***15:21:59.892***
3 -	1:23.609	***41.812***	2:05.421 **(2)**	85.21	0.169	15:24:05.313
4 -	1:23.639	41.913	2:05.552 **(3)**	85.12	0.300	15:26:10.865
5 -	1:23.907	42.802	2:06.709	84.35	1.457	15:28:17.574
6 -	1:24.023	42.341	2:06.364	84.58	1.112	15:30:23.938
7 -	1:25.059	43.042	2:08.101	83.43	2.849	15:32:32.039

P2 43 Mark TAYLOR Kawasaki - Longhove Contracts

IDEAL LAP TIME : 2:06.238 BEST LAP TIME : 2:06.238 DIFFERENCE : 0.000

LAP	SECTOR 1	SECTOR 2	LAP TIME	MPH	DIFF	TIME OF DAY
1 -		42.604	2:12.230	80.82	5.992	15:19:56.026
2 -	***1:24.549***	***41.689***	***2:06.238 (1)***	***84.66***		***15:22:02.264***
3 -	1:24.888	41.990	2:06.878 **(2)**	84.23	0.640	15:24:09.142
4 -	1:24.826	42.113	2:06.939 **(3)**	84.19	0.701	15:26:16.081
5 -	1:24.929	42.205	2:07.134	84.06	0.896	15:28:23.215
6 -	1:25.029	42.072	2:07.101	84.09	0.863	15:30:30.316
7 -	1:25.413	42.985	2:08.398	83.24	2.160	15:32:38.714

P3 86 Mathew SCOTT Kawasaki -

IDEAL LAP TIME : 2:08.027 BEST LAP TIME : 2:08.076 DIFFERENCE : 0.049

LAP	SECTOR 1	SECTOR 2	LAP TIME	MPH	DIFF	TIME OF DAY
1 -		43.276	2:16.636	78.22	8.560	15:20:00.432
2 -	1:26.513	43.495	2:10.008	82.21	1.932	15:22:10.440
3 -	1:26.470	43.228	2:09.698	82.40	1.622	15:24:20.138
4 -	1:26.020	42.898	2:08.918	82.90	0.842	15:26:29.056
5 -	***1:25.487***	42.589	***2:08.076 (1)***	***83.45***		***15:28:37.132***
6 -	1:25.929	42.561	2:08.490 **(2)**	83.18	0.414	15:30:45.622
7 -	1:26.052	***42.540***	2:08.592 **(3)**	83.11	0.516	15:32:54.214

P4 23 S Tham EVANS Honda - Vanilla Electronics / GF racing

IDEAL LAP TIME : 2:09.758 BEST LAP TIME : 2:09.925 DIFFERENCE : 0.167

LAP	SECTOR 1	SECTOR 2	LAP TIME	MPH	DIFF	TIME OF DAY
1 -		***43.206***	2:16.225	78.45	6.300	15:20:00.021
2 -	***1:26.552***	43.373	***2:09.925 (1)***	***82.26***		***15:22:09.946***
3 -	1:28.043	43.913	2:11.956	80.99	2.031	15:24:21.902
4 -	1:26.704	43.796	2:10.500 **(2)**	81.90	0.575	15:26:32.402
5 -	1:27.051	44.141	2:11.192	81.46	1.267	15:28:43.594
6 -	1:27.095	44.563	2:11.658	81.18	1.733	15:30:55.252
7 -	1:26.936	43.588	2:10.524 **(3)**	81.88	0.599	15:33:05.776

P5 63 S Harry FOWLE Kawasaki - A.Fowle Joinery

IDEAL LAP TIME : 2:09.356 BEST LAP TIME : 2:09.379 DIFFERENCE : 0.023

LAP	SECTOR 1	SECTOR 2	LAP TIME	MPH	DIFF	TIME OF DAY
1 -		42.811	2:15.480	78.88	6.101	15:19:59.276
2 -	***1:26.636***	49.444	2:16.080	78.54	6.701	15:22:15.356
3 -	1:27.504	43.171	2:10.675	81.79	1.296	15:24:26.031
4 -	1:26.984	43.129	2:10.113 **(2)**	82.14	0.734	15:26:36.144
5 -	1:27.080	43.179	2:10.259 **(3)**	82.05	0.880	15:28:46.403
6 -	1:27.236	43.080	2:10.316	82.01	0.937	15:30:56.719
7 -	1:26.659	***42.720***	***2:09.379 (1)***	***82.61***		***15:33:06.098***

P6 3 Gary HENNING Kawasaki - SGT motorcycles

IDEAL LAP TIME : 2:07.449 BEST LAP TIME : 2:08.037 DIFFERENCE : 0.588

LAP	SECTOR 1	SECTOR 2	LAP TIME	MPH	DIFF	TIME OF DAY

Weather / Track : Sunny / Dry

Snetterton 300
Circuit Length = 2.9689 miles
Start: 15:17 Flag 15:32 End: 15:35

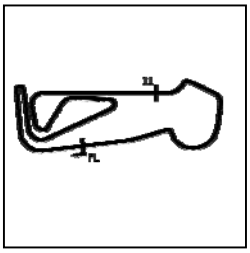

EDIasia Formula 400 inc Sub 64 & Rookies

RACE 13 - SECTOR ANALYSIS

SECTOR 1 = FL to I1, SECTOR 2 = I1 to FL, DIFF = Difference To Personal Best Lap, P = Crossed Finish Line in Pit Lane, D = Time Disallowed

1 -		***42.079***	2:11.406		81.33	3.369	15:19:55.202
2 -	1:25.911	42.426	2:08.337	**(3)**	83.28	0.300	15:22:03.539
3 -	1:25.538	42.499	***2:08.037***	**(1)**	***83.47***		***15:24:11.576***
4 -	***1:25.370***	42.735	2:08.105	**(2)**	83.43	0.068	15:26:19.681
5 -	1:31.250	46.305	2:17.555		77.70	9.518	15:28:37.236
6 -	1:32.633	45.425	2:18.058		77.41	10.021	15:30:55.294
7 -	1:30.949	45.489	2:16.438		78.33	8.401	15:33:11.732

P7 45 Mark THOMPSON

Kawasaki - Flintstone Tyres / David Simon Tuning

IDEAL LAP TIME : 2:09.406 BEST LAP TIME : 2:10.002 DIFFERENCE : 0.596

LAP	SECTOR 1	SECTOR 2	LAP TIME		MPH	DIFF	TIME OF DAY
1 -		45.944	2:23.727		74.36	13.725	15:20:07.523
2 -	1:29.834	44.376	2:14.210		79.63	4.208	15:22:21.733
3 -	1:28.476	44.152	2:12.628		80.58	2.626	15:24:34.361
4 -	1:28.205	43.535	2:11.740		81.13	1.738	15:26:46.101
5 -	***1:26.312***	43.690	***2:10.002***	**(1)**	***82.21***		***15:28:56.103***
6 -	1:27.117	***43.094***	2:10.211	**(2)**	82.08	0.209	15:31:06.314
7 -	1:26.936	43.648	2:10.584	**(3)**	81.84	0.582	15:33:16.898

P8 22 Dave HARVIEK

Kawasaki - HRC & Fatty's Cake Shop

IDEAL LAP TIME : 2:11.900 BEST LAP TIME : 2:12.075 DIFFERENCE : 0.175

LAP	SECTOR 1	SECTOR 2	LAP TIME		MPH	DIFF	TIME OF DAY
1 -		***43.857***	2:18.579		77.12	6.504	15:20:02.375
2 -	1:28.331	44.338	2:12.669	**(3)**	80.56	0.594	15:22:15.044
3 -	1:28.741	44.205	2:12.946		80.39	0.871	15:24:27.990
4 -	***1:28.043***	44.302	2:12.345	**(2)**	80.75	0.270	15:26:40.335
5 -	1:28.763	44.192	2:12.955		80.38	0.880	15:28:53.290
6 -	1:28.528	44.315	2:12.843		80.45	0.768	15:31:06.133
7 -	1:28.061	44.014	***2:12.075***	**(1)**	***80.92***		***15:33:18.208***

P9 27 S Justin MCCORMACK

Kawasaki - JMR

IDEAL LAP TIME : 2:12.097 BEST LAP TIME : 2:12.097 DIFFERENCE : 0.000

LAP	SECTOR 1	SECTOR 2	LAP TIME		MPH	DIFF	TIME OF DAY
1 -		44.305	2:20.295		76.18	8.198	15:20:04.091
2 -	1:28.799	44.449	2:13.248		80.21	1.151	15:22:17.339
3 -	1:28.420	44.444	2:12.864	**(3)**	80.44	0.767	15:24:30.203
4 -	1:28.753	44.211	2:12.964		80.38	0.867	15:26:43.167
5 -	1:28.524	44.454	2:12.978		80.37	0.881	15:28:56.145
6 -	***1:27.988***	***44.109***	***2:12.097***	**(1)**	***80.91***		***15:31:08.242***
7 -	1:28.372	44.395	2:12.767	**(2)**	80.50	0.670	15:33:21.009

P10 90 S Steve RAPA

Honda - David Simon Tuning

IDEAL LAP TIME : 2:12.185 BEST LAP TIME : 2:12.185 DIFFERENCE : 0.000

LAP	SECTOR 1	SECTOR 2	LAP TIME		MPH	DIFF	TIME OF DAY
1 -		45.473	2:21.567		75.49	9.382	15:20:05.363
2 -	1:28.639	44.823	2:13.462		80.08	1.277	15:22:18.825
3 -	1:29.097	44.331	2:13.428		80.10	1.243	15:24:32.253
4 -	1:28.344	44.368	2:12.712	**(2)**	80.53	0.527	15:26:44.965
5 -	1:28.199	44.610	2:12.809	**(3)**	80.47	0.624	15:28:57.774
6 -	1:28.882	44.133	2:13.015		80.35	0.830	15:31:10.789
7 -	***1:28.166***	***44.019***	***2:12.185***	**(1)**	***80.85***		***15:33:22.974***

P11 33 S Carl JOHNSTONE

Yamaha - EDIasia

IDEAL LAP TIME : 2:12.225 BEST LAP TIME : 2:12.240 DIFFERENCE : 0.015

LAP	SECTOR 1	SECTOR 2	LAP TIME		MPH	DIFF	TIME OF DAY
1 -		45.034	2:23.917		74.26	11.677	15:20:07.713
2 -	1:31.633	45.880	2:17.513		77.72	5.273	15:22:25.226
3 -	1:29.701	45.654	2:15.355		78.96	3.115	15:24:40.581
4 -	1:29.156	44.878	2:14.034		79.74	1.794	15:26:54.615

Snetterton 300
Circuit Length = 2.9689 miles
Start: 15:17 Flag 15:32 End: 15:35

Weather / Track : Sunny / Dry

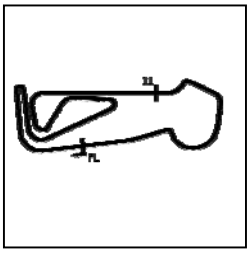

EDIasia Formula 400 inc Sub 64 & Rookies

RACE 13 - SECTOR ANALYSIS

SECTOR 1 = FL to I1, SECTOR 2 = I1 to FL, DIFF = Difference To Personal Best Lap, P = Crossed Finish Line in Pit Lane, D = Time Disallowed

5 -	***1:28.014***	44.226	***2:12.240***	**(1)**	***80.82***		***15:29:06.855***
6 -	1:28.685	***44.211***	2:12.896	**(2)**	80.42	0.656	15:31:19.751
7 -	1:28.717	44.251	2:12.968	**(3)**	80.38	0.728	15:33:32.719

P12 15 Grant WALDER — Kawasaki - Fins Motorcycles

IDEAL LAP TIME : 2:13.168 BEST LAP TIME : 2:13.577 DIFFERENCE : 0.409

LAP	SECTOR 1	SECTOR 2	LAP TIME		MPH	DIFF	TIME OF DAY
1 -		45.592	2:22.653		74.92	9.076	15:20:06.449
2 -	***1:28.834***	44.743	***2:13.577***	**(1)**	***80.01***		***15:22:20.026***
3 -	1:30.814	45.086	2:15.900		78.64	2.323	15:24:35.926
4 -	1:29.958	44.920	2:14.878		79.24	1.301	15:26:50.804
5 -	1:29.924	44.405	2:14.329		79.56	0.752	15:29:05.133
6 -	1:29.416	44.737	2:14.153	**(3)**	79.67	0.576	15:31:19.286
7 -	1:29.583	***44.334***	2:13.917	**(2)**	79.81	0.340	15:33:33.203

P13 19 S/R James SEATH — Kawasaki - Ovenden

IDEAL LAP TIME : 2:12.218 BEST LAP TIME : 2:12.311 DIFFERENCE : 0.093

LAP	SECTOR 1	SECTOR 2	LAP TIME		MPH	DIFF	TIME OF DAY
1 -		46.028	2:22.592		74.95	10.281	15:20:06.388
2 -	1:32.452	44.940	2:17.392		77.79	5.081	15:22:23.780
3 -	1:29.435	45.393	2:14.828		79.27	2.517	15:24:38.608
4 -	1:30.875	44.681	2:15.556		78.84	3.245	15:26:54.164
5 -	1:29.764	44.840	2:14.604	**(3)**	79.40	2.293	15:29:08.768
6 -	1:28.034	***44.277***	***2:12.311***	**(1)**	***80.77***		***15:31:21.079***
7 -	***1:27.941***	44.609	2:12.550	**(2)**	80.63	0.239	15:33:33.629

P14 100 S/R Jonathan ALLUM — Honda - LittleJonnys Catering

IDEAL LAP TIME : 2:13.436 BEST LAP TIME : 2:13.967 DIFFERENCE : 0.531

LAP	SECTOR 1	SECTOR 2	LAP TIME		MPH	DIFF	TIME OF DAY
1 -		45.857	2:23.592		74.43	9.625	15:20:07.388
2 -	1:30.643	45.240	2:15.883		78.65	1.916	15:22:23.271
3 -	1:29.386	44.630	2:14.016	**(2)**	79.75	0.049	15:24:37.287
4 -	1:29.984	44.949	2:14.933		79.21	0.966	15:26:52.220
5 -	***1:29.057***	44.910	***2:13.967***	**(1)**	***79.78***		***15:29:06.187***
6 -	1:29.073	45.038	2:14.111	**(3)**	79.69	0.144	15:31:20.298
7 -	1:29.986	***44.379***	2:14.365		79.54	0.398	15:33:34.663

P15 51 Emma JARMAN — Kawasaki - Mum & Dad, EDIAsia and CommunityUK

IDEAL LAP TIME : 2:14.879 BEST LAP TIME : 2:15.224 DIFFERENCE : 0.345

LAP	SECTOR 1	SECTOR 2	LAP TIME		MPH	DIFF	TIME OF DAY
1 -		45.446	2:23.804		74.32	8.580	15:20:07.600
2 -	1:31.313	45.245	2:16.558		78.26	1.334	15:22:24.158
3 -	***1:30.157***	45.503	2:15.660	**(2)**	78.78	0.436	15:24:39.818
4 -	1:31.027	45.257	2:16.284	**(3)**	78.42	1.060	15:26:56.102
5 -	1:30.545	45.874	2:16.419		78.34	1.195	15:29:12.521
6 -	1:30.338	46.802	2:17.140		77.93	1.916	15:31:29.661
7 -	1:30.502	***44.722***	***2:15.224***	**(1)**	***79.03***		***15:33:44.885***

P16 16 S Andrew WILKINS — Kawasaki -

IDEAL LAP TIME : 2:14.742 BEST LAP TIME : 2:14.742 DIFFERENCE : 0.000

LAP	SECTOR 1	SECTOR 2	LAP TIME		MPH	DIFF	TIME OF DAY
1 -		45.543	2:25.165		73.62	10.423	15:20:08.961
2 -	1:30.813	45.736	2:16.549		78.27	1.807	15:22:25.510
3 -	1:30.250	45.173	2:15.423	**(2)**	78.92	0.681	15:24:40.933
4 -	1:30.477	45.567	2:16.044	**(3)**	78.56	1.302	15:26:56.977
5 -	1:30.242	45.830	2:16.072		78.54	1.330	15:29:13.049
6 -	1:30.237	47.748	2:17.985		77.45	3.243	15:31:31.034
7 -	***1:29.967***	***44.775***	***2:14.742***	**(1)**	***79.32***		***15:33:45.776***

Weather / Track : Sunny / Dry

Snetterton 300
Circuit Length = 2.9689 miles
Start: 15:17 Flag 15:32 End: 15:35

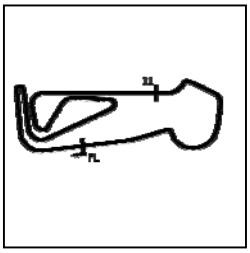

EDIasia Formula 400 inc Sub 64 & Rookies

RACE 13 - SECTOR ANALYSIS

SECTOR 1 = FL to I1, SECTOR 2 = I1 to FL, DIFF = Difference To Personal Best Lap, P = Crossed Finish Line in Pit Lane, D = Time Disallowed

P17 93 William GILLMAN Kawasaki -

IDEAL LAP TIME : 2:15.087 BEST LAP TIME : 2:15.400 DIFFERENCE : 0.313

LAP	SECTOR 1	SECTOR 2	LAP TIME	MPH	DIFF	TIME OF DAY
1 -		45.907	2:23.160	74.65	7.760	15:20:06.956
2 -	1:30.788	***44.801***	2:15.589 **(2)**	78.82	0.189	15:22:22.545
3 -	1:30.638	45.321	2:15.959 **(3)**	78.61	0.559	15:24:38.504
4 -	1:31.102	45.549	2:16.651	78.21	1.251	15:26:55.155
5 -	***1:30.286***	45.114	***2:15.400*** **(1)**	***78.93***		***15:29:10.555***
6 -	1:31.985	47.557	2:19.542	76.59	4.142	15:31:30.097
7 -	1:30.923	45.294	2:16.217	78.46	0.817	15:33:46.314

P18 84 S Gavin SCHOFIELD Honda -

IDEAL LAP TIME : 2:14.378 BEST LAP TIME : 2:14.378 DIFFERENCE : 0.000

LAP	SECTOR 1	SECTOR 2	LAP TIME	MPH	DIFF	TIME OF DAY
1 -		45.634	2:28.309	72.06	13.931	15:20:12.105
2 -	1:30.743	45.198	2:15.941	78.62	1.563	15:22:28.046
3 -	1:30.084	45.127	2:15.211 **(2)**	79.04	0.833	15:24:43.257
4 -	1:30.556	45.121	2:15.677 **(3)**	78.77	1.299	15:26:58.934
5 -	***1:29.494***	***44.884***	***2:14.378*** **(1)**	***79.53***		***15:29:13.312***
6 -	1:30.277	46.726	2:17.003	78.01	2.625	15:31:30.315
7 -	1:31.216	44.973	2:16.189	78.47	1.811	15:33:46.504

P19 60 R Eddie CROKER Kawasaki -

IDEAL LAP TIME : 2:14.689 BEST LAP TIME : 2:14.689 DIFFERENCE : 0.000

LAP	SECTOR 1	SECTOR 2	LAP TIME	MPH	DIFF	TIME OF DAY
1 -		46.259	2:27.698	72.36	13.009	15:20:11.494
2 -	1:31.265	46.169	2:17.434	77.76	2.745	15:22:28.928
3 -	1:32.821	45.829	2:18.650	77.08	3.961	15:24:47.578
4 -	1:30.550	45.829	2:16.379 **(3)**	78.37	1.690	15:27:03.957
5 -	1:29.634	45.507	2:15.141 **(2)**	79.08	0.452	15:29:19.098
6 -	***1:29.392***	***45.297***	***2:14.689*** **(1)**	***79.35***		***15:31:33.787***
7 -	1:31.537	45.429	2:16.966	78.03	2.277	15:33:50.753

P20 52 Gary JARMAN Kawasaki - G & S Motorcycle tyres

IDEAL LAP TIME : 2:15.497 BEST LAP TIME : 2:15.711 DIFFERENCE : 0.214

LAP	SECTOR 1	SECTOR 2	LAP TIME	MPH	DIFF	TIME OF DAY
1 -		47.468	2:29.835	71.33	14.124	15:20:13.631
2 -	1:31.023	46.516	2:17.539 **(3)**	77.70	1.828	15:22:31.170
3 -	1:32.259	47.211	2:19.470	76.63	3.759	15:24:50.640
4 -	1:32.377	45.920	2:18.297	77.28	2.586	15:27:08.937
5 -	1:31.370	46.376	2:17.746	77.59	2.035	15:29:26.683
6 -	***1:29.868***	45.843	***2:15.711*** **(1)**	***78.75***		***15:31:42.394***
7 -	1:31.355	***45.629***	2:16.984 **(2)**	78.02	1.273	15:33:59.378

P21 26 Lydia THOMPSON Kawasaki - Flintstone Racing - David Simons Tuning

IDEAL LAP TIME : 2:15.800 BEST LAP TIME : 2:15.852 DIFFERENCE : 0.052

LAP	SECTOR 1	SECTOR 2	LAP TIME	MPH	DIFF	TIME OF DAY
1 -		47.937	2:30.647	70.94	14.795	15:20:14.443
2 -	1:31.918	46.375	2:18.293	77.28	2.441	15:22:32.736
3 -	1:32.135	46.119	2:18.254	77.30	2.402	15:24:50.990
4 -	1:33.414	46.663	2:20.077	76.30	4.225	15:27:11.067
5 -	1:30.724	***45.502***	2:16.226 **(2)**	78.45	0.374	15:29:27.293
6 -	***1:30.298***	45.554	***2:15.852*** **(1)**	***78.67***		***15:31:43.145***
7 -	1:31.454	***45.502***	2:16.956 **(3)**	78.04	1.104	15:34:00.101

P22 85 James ROBINSON Kawasaki - claire palastanga ceramics

IDEAL LAP TIME : 2:14.849 BEST LAP TIME : 2:16.026 DIFFERENCE : 1.177

LAP	SECTOR 1	SECTOR 2	LAP TIME	MPH	DIFF	TIME OF DAY

Weather / Track : Sunny / Dry

Snetterton 300
Circuit Length = 2.9689 miles
Start: 15:17 Flag 15:32 End: 15:35

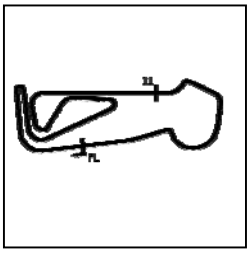

EDlasia Formula 400 inc Sub 64 & Rookies

RACE 13 - SECTOR ANALYSIS

SECTOR 1 = FL to I1, SECTOR 2 = I1 to FL, DIFF = Difference To Personal Best Lap, P = Crossed Finish Line in Pit Lane, D = Time Disallowed

1 -		47.530	2:32.429		70.11	16.403	15:20:16.225
2 -	1:33.194	46.887	2:20.081		76.29	4.055	15:22:36.306
3 -	1:29.543	46.483	***2:16.026***	**(1)**	***78.57***		***15:24:52.332***
4 -	1:31.124	46.024	2:17.148		77.93	1.122	15:27:09.480
5 -	1:31.125	***45.644***	2:16.769	**(3)**	78.14	0.743	15:29:26.249
6 -	***1:29.205***	47.007	2:16.212	**(2)**	78.46	0.186	15:31:42.461
7 -	1:31.499	46.928	2:18.427		77.21	2.401	15:34:00.888

P23 57 Paul FISHER Kawasaki -

IDEAL LAP TIME : 2:15.605 BEST LAP TIME : 2:15.605 DIFFERENCE : 0.000

LAP	SECTOR 1	SECTOR 2	LAP TIME		MPH	DIFF	TIME OF DAY
1 -		46.447	2:31.123		70.72	15.518	15:20:14.919
2 -	1:31.258	46.292	2:17.550	**(3)**	77.70	1.945	15:22:32.469
3 -	1:32.569	46.475	2:19.044		76.86	3.439	15:24:51.513
4 -	1:32.426	46.628	2:19.054		76.86	3.449	15:27:10.567
5 -	1:33.087	45.723	2:18.810		76.99	3.205	15:29:29.377
6 -	1:31.124	45.723	2:16.847	**(2)**	78.10	1.242	15:31:46.224
7 -	***1:30.635***	***44.970***	***2:15.605***	**(1)**	***78.81***		***15:34:01.829***

P24 20 R Connor SWYER Kawasaki - owkay clothing & EBC brakes

IDEAL LAP TIME : 2:17.093 BEST LAP TIME : 2:18.099 DIFFERENCE : 1.006

LAP	SECTOR 1	SECTOR 2	LAP TIME		MPH	DIFF	TIME OF DAY
1 -		48.211	2:31.155		70.70	13.056	15:20:14.951
2 -	1:32.112	46.606	2:18.718		77.04	0.619	15:22:33.669
3 -	1:31.949	47.033	2:18.982		76.90	0.883	15:24:52.651
4 -	1:31.504	47.201	2:18.705		77.05	0.606	15:27:11.356
5 -	1:31.936	***46.163***	***2:18.099***	**(1)**	***77.39***		***15:29:29.455***
6 -	1:31.683	46.746	2:18.429	**(3)**	77.20	0.330	15:31:47.884
7 -	***1:30.930***	47.269	2:18.199	**(2)**	77.33	0.100	15:34:06.083

P25 9 S Karl COONEY Kawasaki -

IDEAL LAP TIME : 2:19.002 BEST LAP TIME : 2:19.002 DIFFERENCE : 0.000

LAP	SECTOR 1	SECTOR 2	LAP TIME		MPH	DIFF	TIME OF DAY
1 -		47.694	2:29.859		71.32	10.857	15:20:13.655
2 -	***1:32.012***	***46.990***	***2:19.002***	**(1)**	***76.89***		***15:22:32.657***
3 -	1:33.006	49.525	2:22.531		74.98	3.529	15:24:55.188
4 -	1:32.736	47.632	2:20.368	**(2)**	76.14	1.366	15:27:15.556
5 -	1:33.092	47.722	2:20.814	**(3)**	75.90	1.812	15:29:36.370
6 -	1:33.179	47.794	2:20.973		75.81	1.971	15:31:57.343
7 -	1:34.143	47.642	2:21.785		75.38	2.783	15:34:19.128

P26 56 R Kallam SWYER Kawasaki - Poole tyres & not centre

IDEAL LAP TIME : 2:20.996 BEST LAP TIME : 2:20.996 DIFFERENCE : 0.000

LAP	SECTOR 1	SECTOR 2	LAP TIME		MPH	DIFF	TIME OF DAY
1 -		47.841	2:32.179		70.23	11.183	15:20:15.975
2 -	***1:33.453***	***47.543***	***2:20.996***	**(1)**	***75.80***		***15:22:36.971***
3 -	1:33.752	48.918	2:22.670	**(3)**	74.91	1.674	15:24:59.641
4 -	1:33.905	47.696	2:21.601	**(2)**	75.48	0.605	15:27:21.242
5 -	1:34.429	48.402	2:22.831		74.83	1.835	15:29:44.073
6 -	1:34.038	48.736	2:22.774		74.86	1.778	15:32:06.847
7 -	1:34.253	48.519	2:22.772		74.86	1.776	15:34:29.619

P27 5 S Max HOUSE Yamaha -

IDEAL LAP TIME : 2:21.459 BEST LAP TIME : 2:21.459 DIFFERENCE : 0.000

LAP	SECTOR 1	SECTOR 2	LAP TIME		MPH	DIFF	TIME OF DAY
1 -		48.576	2:34.265		69.28	12.806	15:20:18.061
2 -	1:36.602	47.887	2:24.489		73.97	3.030	15:22:42.550
3 -	1:36.150	47.298	2:23.448		74.50	1.989	15:25:05.998
4 -	1:35.986	47.725	2:23.711		74.37	2.252	15:27:29.709

Weather / Track : Sunny / Dry

Snetterton 300
Circuit Length = 2.9689 miles
Start: 15:17 Flag 15:32 End: 15:35

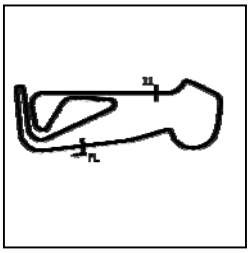

EDIasia Formula 400 inc Sub 64 & Rookies

RACE 13 - SECTOR ANALYSIS

SECTOR 1 = FL to I1, SECTOR 2 = I1 to FL, DIFF = Difference To Personal Best Lap, P = Crossed Finish Line in Pit Lane, D = Time Disallowed

5 -	1:35.595	47.637	2:23.232	(3)	74.62	1.773	15:29:52.941
6 -	***1:34.800***	***46.659***	***2:21.459***	**(1)**	***75.55***		***15:32:14.400***
7 -	1:35.053	46.763	2:21.816	(2)	75.36	0.357	15:34:36.216

P28 797 S/R James BLYTH Honda - Terra97

IDEAL LAP TIME : 2:23.464 BEST LAP TIME : 2:23.464 DIFFERENCE : 0.000

LAP	SECTOR 1	SECTOR 2	LAP TIME		MPH	DIFF	TIME OF DAY
1 -		48.935	2:35.665		68.66	12.201	15:20:19.461
2 -	***1:35.439***	***48.025***	***2:23.464***	**(1)**	***74.50***		***15:22:42.925***
3 -	1:36.301	48.098	2:24.399	(2)	74.01	0.935	15:25:07.324
4 -	1:36.540	48.766	2:25.306	(3)	73.55	1.842	15:27:32.630
5 -	1:40.387	50.186	2:30.573		70.98	7.109	15:30:03.203
6 -	1:37.300	49.143	2:26.443		72.98	2.979	15:32:29.646
7 -	1:37.692	49.556	2:27.248		72.58	3.784	15:34:56.894

P29 110 S/R Michael LANGLANDS Kawasaki - Rafmsa

IDEAL LAP TIME : 2:25.482 BEST LAP TIME : 2:25.513 DIFFERENCE : 0.031

LAP	SECTOR 1	SECTOR 2	LAP TIME		MPH	DIFF	TIME OF DAY
1 -		49.435	2:36.389		68.34	10.876	15:20:20.185
2 -	***1:36.974***	48.539	***2:25.513***	**(1)**	***73.45***		***15:22:45.698***
3 -	1:38.011	48.662	2:26.673	(3)	72.87	1.160	15:25:12.371
4 -	1:38.248	49.536	2:27.784		72.32	2.271	15:27:40.155
5 -	1:37.728	49.170	2:26.898		72.75	1.385	15:30:07.053
6 -	1:37.209	***48.508***	2:25.717	(2)	73.34	0.204	15:32:32.770

P30 42 R Dave ATKINS Honda -

IDEAL LAP TIME : 2:25.207 BEST LAP TIME : 2:25.335 DIFFERENCE : 0.128

LAP	SECTOR 1	SECTOR 2	LAP TIME		MPH	DIFF	TIME OF DAY
1 -		48.855	2:37.547		67.84	12.212	15:20:21.343
2 -	1:37.899	49.078	2:26.977		72.71	1.642	15:22:48.320
3 -	1:37.396	49.048	2:26.444	(3)	72.98	1.109	15:25:14.764
4 -	1:36.783	***48.552***	***2:25.335***	**(1)**	***73.54***		***15:27:40.099***
5 -	***1:36.655***	48.735	2:25.390	(2)	73.51	0.055	15:30:05.489
6 -	1:43.588	50.208	2:33.796		69.49	8.461	15:32:39.285

P31 40 S/R Jonathan DINSMORE Honda - RJs Car Restorations / PRO Hire

IDEAL LAP TIME : 2:26.044 BEST LAP TIME : 2:26.300 DIFFERENCE : 0.256

LAP	SECTOR 1	SECTOR 2	LAP TIME		MPH	DIFF	TIME OF DAY
1 -		50.114	2:39.159		67.15	12.859	15:20:22.955
2 -	1:37.494	49.735	2:27.229	(2)	72.59	0.929	15:22:50.184
3 -	1:38.291	49.893	2:28.184		72.12	1.884	15:25:18.368
4 -	1:36.754	***49.546***	***2:26.300***	**(1)**	***73.05***		***15:27:44.668***
5 -	***1:36.498***	51.571	2:28.069		72.18	1.769	15:30:12.737
6 -	1:37.346	49.953	2:27.299	(3)	72.56	0.999	15:32:40.036

P32 98 S/R David BLYTH Kawasaki - Tier Environmental

IDEAL LAP TIME : 2:27.330 BEST LAP TIME : 2:27.330 DIFFERENCE : 0.000

LAP	SECTOR 1	SECTOR 2	LAP TIME		MPH	DIFF	TIME OF DAY
1 -		50.075	2:38.255		67.53	10.925	15:20:22.051
2 -	***1:38.114***	***49.216***	***2:27.330***	**(1)**	***72.54***		***15:22:49.381***
3 -	1:38.869	49.987	2:28.856	(2)	71.80	1.526	15:25:18.237
4 -	1:39.238	50.271	2:29.509	(3)	71.48	2.179	15:27:47.746
5 -	1:39.970	49.978	2:29.948		71.27	2.618	15:30:17.694
6 -	1:40.766	49.832	2:30.598		70.97	3.268	15:32:48.292

P33 999 S/R Jim DALTON Kawasaki - Mick Dale

IDEAL LAP TIME : 2:33.137 BEST LAP TIME : 2:33.137 DIFFERENCE : 0.000

LAP	SECTOR 1	SECTOR 2	LAP TIME	MPH	DIFF	TIME OF DAY

Snetterton 300
Circuit Length = 2.9689 miles
Start: 15:17 Flag 15:32 End: 15:35

Weather / Track : Sunny / Dry

EDIasia Formula 400 inc Sub 64 & Rookies

RACE 13 - SECTOR ANALYSIS

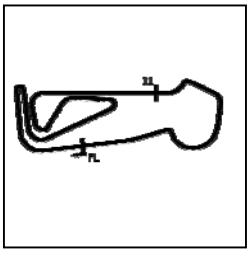

SECTOR 1 = FL to I1, SECTOR 2 = I1 to FL, DIFF = Difference To Personal Best Lap, P = Crossed Finish Line in Pit Lane, D = Time Disallowed

1 -		51.672	2:45.733		64.48	12.596	15:20:29.529
2 -	1:45.353	52.806	2:38.159		67.57	5.022	15:23:07.688
3 -	1:45.483	52.853	2:38.336		67.50	5.199	15:25:46.024
4 -	1:45.026	51.584	2:36.610	(3)	68.24	3.473	15:28:22.634
5 -	1:45.075	51.187	2:36.262	(2)	68.39	3.125	15:30:58.896
6 -	***1:42.402***	***50.735***	***2:33.137***	**(1)**	***69.79***		***15:33:32.033***

P34 38 S Hayden WOOD Kawasaki -

IDEAL LAP TIME : 2:08.976 BEST LAP TIME : 2:08.976 DIFFERENCE : 0.000

LAP	SECTOR 1	SECTOR 2	LAP TIME		MPH	DIFF	TIME OF DAY
1 -		43.178	2:15.000		79.17	6.024	15:19:58.796
2 -	***1:25.940***	***43.036***	***2:08.976***	**(1)**	***82.86***		***15:22:07.772***
3 -	1:26.650	43.134	2:09.784	(2)	82.35	0.808	15:24:17.556
4 -	1:26.953	45.081	2:12.034	(3)	80.94	3.058	15:26:29.590
5 -	1:30.861	45.423	2:16.284		78.42	7.308	15:28:45.874

P35 35 S Sam DIGBY-BAKER Kawasaki -

IDEAL LAP TIME : 2:15.599 BEST LAP TIME : 2:15.599 DIFFERENCE : 0.000

LAP	SECTOR 1	SECTOR 2	LAP TIME		MPH	DIFF	TIME OF DAY
1 -		46.855	2:27.616		72.40	12.017	15:20:11.412
2 -	1:31.174	46.477	2:17.651	(3)	77.64	2.052	15:22:29.063
3 -	***1:30.164***	***45.435***	***2:15.599***	**(1)**	***78.82***		***15:24:44.662***
4 -	1:30.371	46.412	2:16.783	(2)	78.13	1.184	15:27:01.445

P36 11 Paul MIDDLETON Yamaha - Whizzard Racing

IDEAL LAP TIME : 2:23.822 BEST LAP TIME : 2:23.822 DIFFERENCE : 0.000

LAP	SECTOR 1	SECTOR 2	LAP TIME		MPH	DIFF	TIME OF DAY
1 -		48.949	2:34.292		69.27	10.470	15:20:18.088
2 -	1:36.951	48.701	2:25.652	(2)	73.38	1.830	15:22:43.740
3 -	***1:35.792***	***48.030***	***2:23.822***	**(1)**	***74.31***		***15:25:07.562***

P37 21 S Ben HUNTER Yamaha -

IDEAL LAP TIME : BEST LAP TIME : DIFFERENCE :

LAP	SECTOR 1	SECTOR 2	LAP TIME		MPH	DIFF	TIME OF DAY
1 -		***48.832***	2:33.573		69.59		15:20:17.369

Weather / Track : Sunny / Dry

Snetterton 300
Circuit Length = 2.9689 miles
Start: 15:17 Flag 15:32 End: 15:35

EDIasia Formula 400 inc Sub 64 & Rookies

RACE 13 - BEST SECTORS

SECTOR 1				SECTOR 2			IDEAL / BEST COMPARISON					
POS	NO	NAME	TIME	NO	NAME	TIME	POS	NO	NAME	IDEAL	BEST	DIFF
									PERFECT LAP	2:05.039		
1	2	GILL	**1:23.350**	43	TAYLOR	**41.689**	1	2	GILL	2:05.162	2:05.252	0.090
2	43	TAYLOR	**1:24.549**	2	GILL	**41.812**	2	43	TAYLOR	2:06.238	2:06.238	0.000
3	3	HENNING	**1:25.370**	3	HENNING	**42.079**	3	3	HENNING	2:07.449	2:08.037	0.588
4	86	SCOTT	**1:25.487**	86	SCOTT	**42.540**	4	86	SCOTT	2:08.027	2:08.076	0.049
5	38	WOOD	**1:25.940**	63	FOWLE	**42.720**	5	38	WOOD	2:08.976	2:08.976	0.000
6	45	THOMPSON	**1:26.312**	38	WOOD	**43.036**	6	63	FOWLE	2:09.356	2:09.379	0.023
7	23	EVANS	**1:26.552**	45	THOMPSON	**43.094**	7	45	THOMPSON	2:09.406	2:10.002	0.596
8	63	FOWLE	**1:26.636**	23	EVANS	**43.206**	8	23	EVANS	2:09.758	2:09.925	0.167
9	19	SEATH	**1:27.941**	22	HARVIEK	**43.857**	9	22	HARVIEK	2:11.900	2:12.075	0.175
10	27	MCCORMACK	**1:27.988**	90	RAPA	**44.019**	10	27	MCCORMACK	2:12.097	2:12.097	0.000
11	33	JOHNSTONE	**1:28.014**	27	MCCORMACK	**44.109**	11	90	RAPA	2:12.185	2:12.185	0.000
12	22	HARVIEK	**1:28.043**	33	JOHNSTONE	**44.211**	12	19	SEATH	2:12.218	2:12.311	0.093
13	90	RAPA	**1:28.166**	19	SEATH	**44.277**	13	33	JOHNSTONE	2:12.225	2:12.240	0.015
14	15	WALDER	**1:28.834**	15	WALDER	**44.334**	14	15	WALDER	2:13.168	2:13.577	0.409
15	100	ALLUM	**1:29.057**	100	ALLUM	**44.379**	15	100	ALLUM	2:13.436	2:13.967	0.531
16	85	ROBINSON	**1:29.205**	51	JARMAN	**44.722**	16	84	SCHOFIELD	2:14.378	2:14.378	0.000
17	60	CROKER	**1:29.392**	16	WILKINS	**44.775**	17	60	CROKER	2:14.689	2:14.689	0.000
18	84	SCHOFIELD	**1:29.494**	93	GILLMAN	**44.801**	18	16	WILKINS	2:14.742	2:14.742	0.000
19	52	JARMAN	**1:29.868**	84	SCHOFIELD	**44.884**	19	85	ROBINSON	2:14.849	2:16.026	1.177
20	16	WILKINS	**1:29.967**	57	FISHER	**44.970**	20	51	JARMAN	2:14.879	2:15.224	0.345
21	51	JARMAN	**1:30.157**	60	CROKER	**45.297**	21	93	GILLMAN	2:15.087	2:15.400	0.313
22	35	DIGBY-BAKER	**1:30.164**	35	DIGBY-BAKER	**45.435**	22	52	JARMAN	2:15.497	2:15.711	0.214
23	93	GILLMAN	**1:30.286**	26	THOMPSON	**45.502**	23	35	DIGBY-BAKER	2:15.599	2:15.599	0.000
24	26	THOMPSON	**1:30.298**	52	JARMAN	**45.629**	24	57	FISHER	2:15.605	2:15.605	0.000
25	57	FISHER	**1:30.635**	85	ROBINSON	**45.644**	25	26	THOMPSON	2:15.800	2:15.852	0.052
26	20	SWYER	**1:30.930**	20	SWYER	**46.163**	26	20	SWYER	2:17.093	2:18.099	1.006
27	9	COONEY	**1:32.012**	5	HOUSE	**46.659**	27	9	COONEY	2:19.002	2:19.002	0.000
28	56	SWYER	**1:33.453**	9	COONEY	**46.990**	28	56	SWYER	2:20.996	2:20.996	0.000
29	5	HOUSE	**1:34.800**	56	SWYER	**47.543**	29	5	HOUSE	2:21.459	2:21.459	0.000
30	797	BLYTH	**1:35.439**	797	BLYTH	**48.025**	30	797	BLYTH	2:23.464	2:23.464	0.000
31	11	MIDDLETON	**1:35.792**	11	MIDDLETON	**48.030**	31	11	MIDDLETON	2:23.822	2:23.822	0.000
32	40	DINSMORE	**1:36.498**	110	LANGLANDS	**48.508**	32	42	ATKINS	2:25.207	2:25.335	0.128
33	42	ATKINS	**1:36.655**	42	ATKINS	**48.552**	33	110	LANGLANDS	2:25.482	2:25.513	0.031
34	110	LANGLANDS	**1:36.974**	21	HUNTER	**48.832**	34	40	DINSMORE	2:26.044	2:26.300	0.256
35	98	BLYTH	**1:38.114**	98	BLYTH	**49.216**	35	98	BLYTH	2:27.330	2:27.330	0.000
36	999	DALTON	**1:42.402**	40	DINSMORE	**49.546**	36	999	DALTON	2:33.137	2:33.137	0.000
37				999	DALTON	**50.735**	37	21	HUNTER			

Weather / Track : Sunny / Dry

Snetterton 300
Circuit Length = 2.9689 miles
Start: 15:17 Flag 15:32 End: 15:35

Results can be found at www.tsl-timing.com

Printed - 15:36 Sunday, 20 May 2018

LANSDOWNE
CLASSIC SERIES

Lansdowne Classic Series

Snetterton 300 Circuit

19th / 20th May 2018

TSL
SPORTS TIMING
TIMING SOLUTIONS LTD

Results Provided by Timing Solutions Ltd
www.tsl-timing.com

Snetterton 300

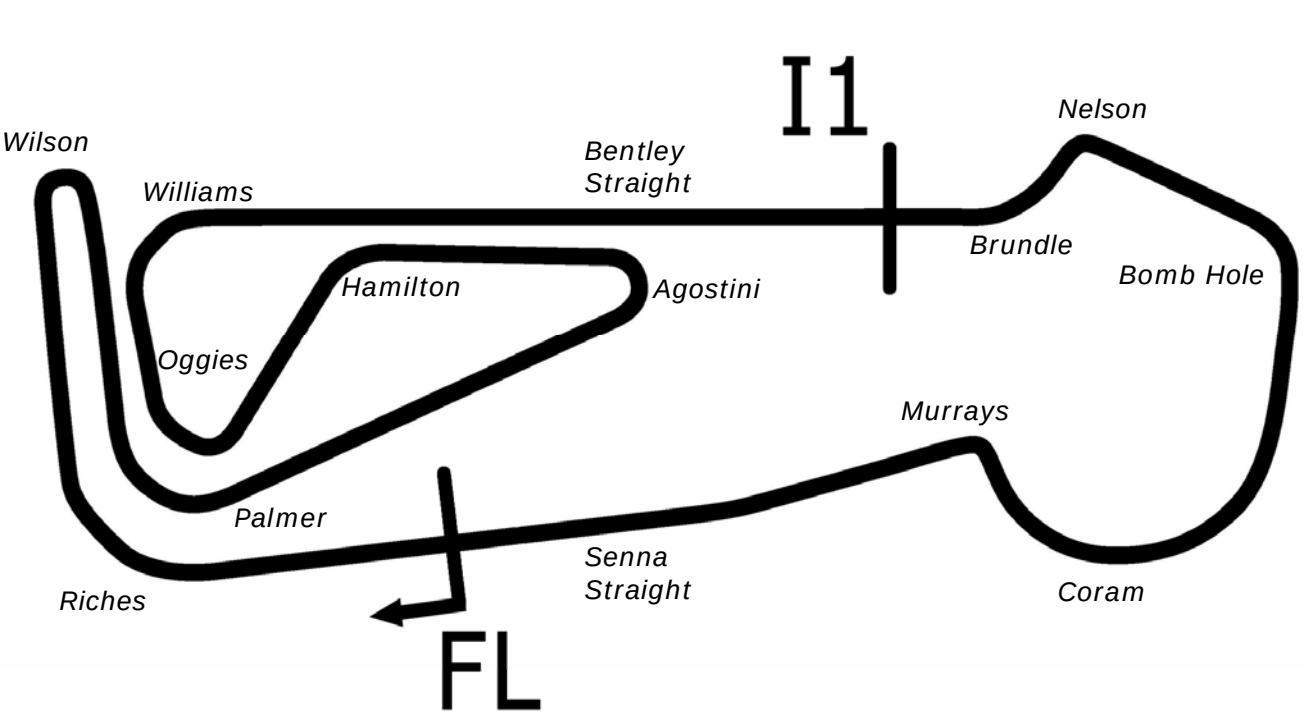

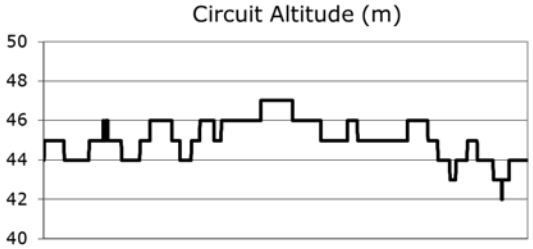

Length	2.9689 miles	4778.0 m	
FL		52.46340 N	0.94476 E
I1	3198m	52.46617 N	0.94964 E
Pit Entry	4572m	52.46364 N	0.94774 E
Pit Exit	40m after FL	52.46338 N	0.94420 E

Pit Entry–Pit Exit 246m, 14.7s @60kph, 11.0s @80kph

All results available at www.tsl-timing.com

THE LANSDOWNE CLASSIC SERIES

Lansdowne Classic Series

QUALIFYING - CLASSIFICATION

POS	NO	CL	PIC	NAME	ENTRY	TIME	ON	LAPS	GAP	DIFF	MPH
1	78	LBH	1	Dean STIMPSON	Norton - IZZARD RACING	2:15.168	5	6			79.07
2	68	LBH	2	Michael RUSSELL	Norton -	2:15.763	4	6	0.595	0.595	78.72
3	6	LBH	3	Chris FIRMIN	Matchless - Ripleyland	2:17.035	4	6	1.867	1.272	77.99
4	90	LBH	4	Sam CLEWS	Norton - Andy Clews Racing	2:17.306	5	6	2.138	0.271	77.84
5	37	LBH	5	Clive LING	Norton - Tony Dunnell	2:20.649	5	6	5.481	3.343	75.99
6	45	WRR	1	Sebastian PEREZ	Matchless -	2:21.931	6	6	6.763	1.282	75.30
7	64	WRR	2	Chris BASSETT	Norton -	2:22.471	6	6	7.303	0.540	75.01
8	15	WRR	3	Peter CREW	Norton -	2:22.901	6	6	7.733	0.430	74.79
9	40	LBH	6	Andy HORNBY	Norton -	2:24.471	6	6	9.303	1.570	73.98
10	49	WRR	4	Richard HANN	G50 -	2:26.497	4	6	11.329	2.026	72.95
11	22	WRR	5	Tony PERKIN	Norton - Geartech	2:27.784	5	5	12.616	1.287	72.32
12	50	WRR	6	George THOMAS	Norton - Dunnel Manx	2:28.496	4	5	13.328	0.712	71.97
13	17	WRR	7	Stuart TONGE	Norton - Stuart Tonge Engineering	2:31.473	4	5	16.305	2.977	70.56
14	99	LBH	7	Andy CLEWS	Norton - Andy Clews Racing	2:32.826	3	5	17.658	1.353	69.93
15	79	LBH	8	Keith CLARKE	Norton - Izzard Racing	2:37.247	1	1	22.079	4.421	67.97
16	14	WRR	8	Jerome CHEVALLEY	Norton - A. F. Chevalley	2:37.646	4	4	22.478	0.399	67.79
17	63	WRR	9	Harry COLE	Norton - Respro (UK)Ltd	2:38.060	4	4	22.892	0.414	67.62
18	9	Avon	1	Tim JACKSON	AJS -	2:40.369	5	5	25.201	2.309	66.64
19	2	TCM	1	Roger ASHBY	AJS -	2:41.422	2	5	26.254	1.053	66.21
20	54	Avon	2	Clifford RANSLEY	Norton -	2:46.494	4	4	31.326	5.072	64.19
21	11	WRR	10	Tony RAYNOR	Norton -	2:47.267	3	5	32.099	0.773	63.89

Snetterton 300
Circuit Length = 2.9689 miles
Start: 10:49 Flag 11:01 End: 11:04

Weather / Track : Sunny / Dry

These results are provisional until the conclusion of any judicial and technical matters.

Clerk Of Course :		Timekeeper :

Results can be found at www.tsl-timing.com

Printed - 11:04 Saturday, 19 May 2018

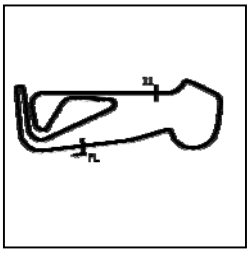

Lansdowne Classic Series

QUALIFYING - SECTOR ANALYSIS

SECTOR 1 = FL to I1, SECTOR 2 = I1 to FL, DIFF = Difference To Personal Best Lap, P = Crossed Finish Line in Pit Lane, D = Time Disallowed

P1 78 LBH Dean STIMPSON — Norton - IZZARD RACING

IDEAL LAP TIME : 2:15.130 BEST LAP TIME : 2:15.168 DIFFERENCE : 0.038

LAP	SECTOR 1	SECTOR 2	LAP TIME	MPH	DIFF	TIME OF DAY
1 -	1:44.417	46.328	2:30.745	70.90	15.577	10:51:53.451
2 -	1:33.121	44.846	2:17.967	77.46	2.799	10:54:11.418
3 -	1:30.940	***44.458***	2:15.398 **(2)**	78.93	0.230	10:56:26.816
4 -	1:31.398	44.513	2:15.911 **(3)**	78.64	0.743	10:58:42.727
5 -	***1:30.672***	44.496	***2:15.168*** **(1)**	***79.07***		***11:00:57.895***
6 -	1:31.500	45.786	2:17.286	77.85	2.118	11:03:15.181

P2 68 LBH Michael RUSSELL — Norton -

IDEAL LAP TIME : 2:15.273 BEST LAP TIME : 2:15.763 DIFFERENCE : 0.490

LAP	SECTOR 1	SECTOR 2	LAP TIME	MPH	DIFF	TIME OF DAY
1 -	1:44.773	47.277	2:32.050	70.29	16.287	10:51:54.525
2 -	1:34.704	45.509	2:20.213	76.22	4.450	10:54:14.738
3 -	1:31.943	44.606	2:16.549	78.27	0.786	10:56:31.287
4 -	1:31.224	***44.539***	***2:15.763*** **(1)**	***78.72***		***10:58:47.050***
5 -	***1:30.734***	45.237	2:15.971 **(2)**	78.60	0.208	11:01:03.021
6 -	1:31.046	45.243	2:16.289 **(3)**	78.42	0.526	11:03:19.310

P3 6 LBH Chris FIRMIN — Matchless - Ripleyland

IDEAL LAP TIME : 2:17.035 BEST LAP TIME : 2:17.035 DIFFERENCE : 0.000

LAP	SECTOR 1	SECTOR 2	LAP TIME	MPH	DIFF	TIME OF DAY
1 -	1:42.478	46.286	2:28.764	71.84	11.729	10:51:49.830
2 -	1:32.961	45.996	2:18.957	76.91	1.922	10:54:08.787
3 -	1:33.563	45.273	2:18.836 **(3)**	76.98	1.801	10:56:27.623
4 -	***1:31.998***	***45.037***	***2:17.035*** **(1)**	***77.99***		***10:58:44.658***
5 -	1:32.125	46.032	2:18.157 **(2)**	77.36	1.122	11:01:02.815
6 -	1:34.014	46.337	2:20.351	76.15	3.316	11:03:23.166

P4 90 LBH Sam CLEWS — Norton - Andy Clews Racing

IDEAL LAP TIME : 2:17.210 BEST LAP TIME : 2:17.306 DIFFERENCE : 0.096

LAP	SECTOR 1	SECTOR 2	LAP TIME	MPH	DIFF	TIME OF DAY
1 -	1:46.391	48.780	2:35.171	68.87	17.865	10:51:52.505
2 -	1:36.030	46.561	2:22.591	74.95	5.285	10:54:15.096
3 -	1:33.152	45.565	2:18.717 **(3)**	77.04	1.411	10:56:33.813
4 -	1:33.308	45.608	2:18.916	76.93	1.610	10:58:52.729
5 -	1:32.501	***44.805***	***2:17.306*** **(1)**	***77.84***		***11:01:10.035***
6 -	***1:32.405***	44.911	2:17.316 **(2)**	77.83	0.010	11:03:27.351

P5 37 LBH Clive LING — Norton - Tony Dunnell

IDEAL LAP TIME : 2:20.649 BEST LAP TIME : 2:20.649 DIFFERENCE : 0.000

LAP	SECTOR 1	SECTOR 2	LAP TIME	MPH	DIFF	TIME OF DAY
1 -	1:43.217	48.356	2:31.573	70.51	10.924	10:51:53.274
2 -	1:35.954	47.837	2:23.791	74.33	3.142	10:54:17.065
3 -	1:34.965	47.058	2:22.023 **(3)**	75.25	1.374	10:56:39.088
4 -	1:33.957	47.145	2:21.102 **(2)**	75.74	0.453	10:59:00.190
5 -	***1:33.784***	***46.865***	***2:20.649*** **(1)**	***75.99***		***11:01:20.839***
6 -	1:34.819	47.625	2:22.444	75.03	1.795	11:03:43.283

P6 45 WRR Sebastian PEREZ — Matchless -

IDEAL LAP TIME : 2:21.909 BEST LAP TIME : 2:21.931 DIFFERENCE : 0.022

LAP	SECTOR 1	SECTOR 2	LAP TIME	MPH	DIFF	TIME OF DAY
1 -	1:49.810	50.197	2:40.007	66.79	18.076	10:52:03.659
2 -	1:39.163	48.773	2:27.936	72.24	6.005	10:54:31.595
3 -	1:36.723	47.870	2:24.593	73.91	2.662	10:56:56.188
4 -	1:36.160	48.388	2:24.548 **(3)**	73.94	2.617	10:59:20.736
5 -	1:36.156	***47.281***	2:23.437 **(2)**	74.51	1.506	11:01:44.173

Snetterton 300
Circuit Length = 2.9689 miles
Start: 10:49 Flag 11:01 End: 11:04

Weather / Track : Sunny / Dry

Lansdowne Classic Series

QUALIFYING - SECTOR ANALYSIS

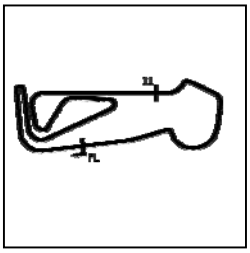

SECTOR 1 = FL to I1, SECTOR 2 = I1 to FL, DIFF = Difference To Personal Best Lap, P = Crossed Finish Line in Pit Lane, D = Time Disallowed

6 -	***1:34.628***	47.303	***2:21.931***	**(1)**	***75.30***	***11:04:06.104***

P7 64 WRR Chris BASSETT — Norton -

IDEAL LAP TIME : 2:22.471 BEST LAP TIME : 2:22.471 DIFFERENCE : 0.000

LAP	SECTOR 1	SECTOR 2	LAP TIME		MPH	DIFF	TIME OF DAY
1 -	1:46.970	49.354	2:36.324		68.37	13.853	10:51:58.221
2 -	1:38.950	48.855	2:27.805		72.31	5.334	10:54:26.026
3 -	1:36.587	48.032	2:24.619		73.90	2.148	10:56:50.645
4 -	1:36.838	47.631	2:24.469	**(3)**	73.98	1.998	10:59:15.114
5 -	1:36.423	47.496	2:23.919	**(2)**	74.26	1.448	11:01:39.033
6 -	***1:35.275***	***47.196***	***2:22.471***	**(1)**	***75.01***		***11:04:01.504***

P8 15 WRR Peter CREW — Norton -

IDEAL LAP TIME : 2:22.901 BEST LAP TIME : 2:22.901 DIFFERENCE : 0.000

LAP	SECTOR 1	SECTOR 2	LAP TIME		MPH	DIFF	TIME OF DAY
1 -	1:45.233	48.865	2:34.098		69.35	11.197	10:51:58.746
2 -	1:37.556	48.031	2:25.587		73.41	2.686	10:54:24.333
3 -	1:36.711	48.380	2:25.091		73.66	2.190	10:56:49.424
4 -	1:36.855	48.099	2:24.954	**(3)**	73.73	2.053	10:59:14.378
5 -	1:36.530	48.093	2:24.623	**(2)**	73.90	1.722	11:01:39.001
6 -	***1:36.292***	***46.609***	***2:22.901***	**(1)**	***74.79***		***11:04:01.902***

P9 40 LBH Andy HORNBY — Norton -

IDEAL LAP TIME : 2:24.388 BEST LAP TIME : 2:24.471 DIFFERENCE : 0.083

LAP	SECTOR 1	SECTOR 2	LAP TIME		MPH	DIFF	TIME OF DAY
1 -	1:47.297	49.748	2:37.045		68.05	12.574	10:51:59.090
2 -	1:38.662	48.860	2:27.522		72.45	3.051	10:54:26.612
3 -	1:38.537	47.919	2:26.456		72.97	1.985	10:56:53.068
4 -	1:38.139	47.983	2:26.122	**(3)**	73.14	1.651	10:59:19.190
5 -	1:37.162	***47.488***	2:24.650	**(2)**	73.88	0.179	11:01:43.840
6 -	***1:36.900***	47.571	***2:24.471***	**(1)**	***73.98***		***11:04:08.311***

P10 49 WRR Richard HANN — G50 -

IDEAL LAP TIME : 2:26.079 BEST LAP TIME : 2:26.497 DIFFERENCE : 0.418

LAP	SECTOR 1	SECTOR 2	LAP TIME		MPH	DIFF	TIME OF DAY
1 -	1:45.327	49.528	2:34.855		69.01	8.358	10:51:57.660
2 -	1:38.823	49.490	2:28.313		72.06	1.816	10:54:25.973
3 -	1:39.213	***48.909***	2:28.122		72.15	1.625	10:56:54.095
4 -	1:37.450	49.047	***2:26.497***	**(1)**	***72.95***		***10:59:20.592***
5 -	1:37.723	48.971	2:26.694	**(2)**	72.85	0.197	11:01:47.286
6 -	***1:37.170***	49.528	2:26.698	**(3)**	72.85	0.201	11:04:13.984

P11 22 WRR Tony PERKIN — Norton - Geartech

IDEAL LAP TIME : 2:27.543 BEST LAP TIME : 2:27.784 DIFFERENCE : 0.241

LAP	SECTOR 1	SECTOR 2	LAP TIME		MPH	DIFF	TIME OF DAY
1 -	1:50.988	53.199	2:44.187		65.09	16.403	10:52:06.713
2 -	1:41.882	49.216	2:31.098		70.73	3.314	10:54:37.811
3 -	1:40.640	48.486	2:29.126	**(3)**	71.67	1.342	10:57:06.937
4 -	***1:39.641***	48.626	2:28.267	**(2)**	72.08	0.483	10:59:35.204
5 -	1:39.882	***47.902***	***2:27.784***	**(1)**	***72.32***		***11:02:02.988***

P12 50 WRR George THOMAS — Norton - Dunnel Manx

IDEAL LAP TIME : 2:28.071 BEST LAP TIME : 2:28.496 DIFFERENCE : 0.425

LAP	SECTOR 1	SECTOR 2	LAP TIME		MPH	DIFF	TIME OF DAY
1 -	1:50.526	51.999	2:42.525		65.76	14.029	10:52:06.204
2 -	1:42.818	50.372	2:33.190		69.77	4.694	10:54:39.394
3 -	1:41.079	49.580	2:30.659	**(3)**	70.94	2.163	10:57:10.053
4 -	1:39.854	***48.642***	***2:28.496***	**(1)**	***71.97***		***10:59:38.549***

Weather / Track : Sunny / Dry

Snetterton 300
Circuit Length = 2.9689 miles
Start: 10:49 Flag 11:01 End: 11:04

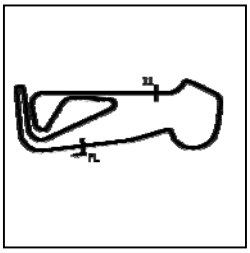

Lansdowne Classic Series

QUALIFYING - SECTOR ANALYSIS

SECTOR 1 = FL to I1, SECTOR 2 = I1 to FL, DIFF = Difference To Personal Best Lap, P = Crossed Finish Line in Pit Lane, D = Time Disallowed

5 -	***1:39.429***	49.317	2:28.746 **(2)**	71.85	0.250	11:02:07.295

P13 17 WRR Stuart TONGE Norton - Stuart Tonge Engineering

IDEAL LAP TIME : 2:31.003 BEST LAP TIME : 2:31.473 DIFFERENCE : 0.470

LAP	SECTOR 1	SECTOR 2	LAP TIME	MPH	DIFF	TIME OF DAY
1 -	1:53.201	51.240	2:44.441	64.99	12.968	10:52:09.496
2 -	1:45.162	50.471	2:35.633	68.67	4.160	10:54:45.129
3 -	1:42.220	50.150	2:32.370 **(3)**	70.14	0.897	10:57:17.499
4 -	1:41.904	***49.569***	***2:31.473*** **(1)**	***70.56***		***10:59:48.972***
5 -	***1:41.434***	50.508	2:31.942 **(2)**	70.34	0.469	11:02:20.914

P14 99 LBH Andy CLEWS Norton - Andy Clews Racing

IDEAL LAP TIME : 2:32.767 BEST LAP TIME : 2:32.826 DIFFERENCE : 0.059

LAP	SECTOR 1	SECTOR 2	LAP TIME	MPH	DIFF	TIME OF DAY
1 -	1:52.193	52.623	2:44.816	64.84	11.990	10:52:06.044
2 -	1:44.218	50.968	2:35.186	68.87	2.360	10:54:41.230
3 -	1:42.223	***50.603***	***2:32.826*** **(1)**	***69.93***		***10:57:14.056***
4 -	1:42.283	51.232	2:33.515 **(2)**	69.62	0.689	10:59:47.571
5 -	***1:42.164***	51.544	2:33.708 **(3)**	69.53	0.882	11:02:21.279

P15 79 LBH Keith CLARKE Norton - Izzard Racing

IDEAL LAP TIME : 2:26.903 BEST LAP TIME : 2:37.247 DIFFERENCE : 10.344

LAP	SECTOR 1	SECTOR 2	LAP TIME	MPH	DIFF	TIME OF DAY
1 -	1:48.379	***48.868***	***2:37.247*** **(1)**	***67.97***		***10:51:56.517***

P16 14 WRR Jerome CHEVALLEY Norton - A. F. Chevalley

IDEAL LAP TIME : 2:37.597 BEST LAP TIME : 2:37.646 DIFFERENCE : 0.049

LAP	SECTOR 1	SECTOR 2	LAP TIME	MPH	DIFF	TIME OF DAY
1 -	1:58.980	55.320	2:54.300	61.32	16.654	10:52:17.212
2 -	1:47.024	52.815	2:39.839 **(3)**	66.86	2.193	10:54:57.051
3 -	***1:45.267***	52.540	2:37.807 **(2)**	67.72	0.161	10:57:34.858
4 -	1:45.316	***52.330***	***2:37.646*** **(1)**	***67.79***		***11:00:12.504***

P17 63 WRR Harry COLE Norton - Respro (UK)Ltd

IDEAL LAP TIME : 2:37.032 BEST LAP TIME : 2:38.060 DIFFERENCE : 1.028

LAP	SECTOR 1	SECTOR 2	LAP TIME	MPH	DIFF	TIME OF DAY
1 -	1:54.701	56.428	2:51.129	62.45	13.069	10:52:18.915
2 -	1:45.702	53.799	2:39.501 **(3)**	67.00	1.441	10:54:58.416
3 -	1:45.620	***53.047***	2:38.667 **(2)**	67.36	0.607	10:57:37.083
4 -	1:44.270	53.790	***2:38.060*** **(1)**	***67.62***		***11:00:15.143***

P18 9 Avon Tim JACKSON AJS -

IDEAL LAP TIME : 2:40.369 BEST LAP TIME : 2:40.369 DIFFERENCE : 0.000

LAP	SECTOR 1	SECTOR 2	LAP TIME	MPH	DIFF	TIME OF DAY
1 -	1:59.060	56.045	2:55.105	61.03	14.736	10:52:27.140
2 -	1:53.612	54.839	2:48.451	63.44	8.082	10:55:15.591
3 -	1:49.902	54.539	2:44.441 **(3)**	64.99	4.072	10:58:00.032
4 -	1:49.248	54.464	2:43.712 **(2)**	65.28	3.343	11:00:43.744
5 -	***1:47.505***	***52.864***	***2:40.369*** **(1)**	***66.64***		***11:03:24.113***

P19 2 TCM Roger ASHBY AJS -

IDEAL LAP TIME : 2:41.422 BEST LAP TIME : 2:41.422 DIFFERENCE : 0.000

LAP	SECTOR 1	SECTOR 2	LAP TIME	MPH	DIFF	TIME OF DAY
1 -	1:56.598	55.655	2:52.253	62.04	10.831	10:52:19.253
2 -	***1:48.188***	***53.234***	***2:41.422*** **(1)**	***66.21***		***10:55:00.675***
3 -	1:49.912	54.036	2:43.948	65.19	2.526	10:57:44.623
4 -	1:49.223	54.011	2:43.234 **(2)**	65.47	1.812	11:00:27.857

Snetterton 300
Circuit Length = 2.9689 miles
Start: 10:49 Flag 11:01 End: 11:04

Weather / Track : Sunny / Dry

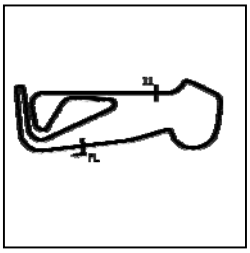

Lansdowne Classic Series

QUALIFYING - SECTOR ANALYSIS

SECTOR 1 = FL to I1, SECTOR 2 = I1 to FL, DIFF = Difference To Personal Best Lap, P = Crossed Finish Line in Pit Lane, D = Time Disallowed

5 -	1:49.958	53.740	2:43.698	**(3)**	65.29	2.276	11:03:11.555

P20 54 Avon Clifford RANSLEY Norton -

IDEAL LAP TIME : 2:46.494 BEST LAP TIME : 2:46.494 DIFFERENCE : 0.000

LAP	SECTOR 1	SECTOR 2	LAP TIME		MPH	DIFF	TIME OF DAY
1 -	2:02.730	57.847	3:00.577		59.18	14.083	10:52:30.709
2 -	1:56.288	57.382	2:53.670	**(3)**	61.54	7.176	10:55:24.379
3 -	1:51.821	56.678	2:48.499	**(2)**	63.43	2.005	10:58:12.878
4 -	***1:50.794***	***55.700***	***2:46.494***	**(1)**	***64.19***		***11:00:59.372***

P21 11 WRR Tony RAYNOR Norton -

IDEAL LAP TIME : 2:47.267 BEST LAP TIME : 2:47.267 DIFFERENCE : 0.000

LAP	SECTOR 1	SECTOR 2	LAP TIME		MPH	DIFF	TIME OF DAY
1 -	1:59.522	57.749	2:57.271		60.29	10.004	10:52:25.869
2 -	1:54.756	56.932	2:51.688		62.25	4.421	10:55:17.557
3 -	***1:51.017***	***56.250***	***2:47.267***	**(1)**	***63.89***		***10:58:04.824***
4 -	1:54.577	56.916	2:51.493	**(3)**	62.32	4.226	11:00:56.317
5 -	1:52.499	56.445	2:48.944	**(2)**	63.26	1.677	11:03:45.261

Weather / Track : Sunny / Dry

Snetterton 300
Circuit Length = 2.9689 miles
Start: 10:49 Flag 11:01 End: 11:04

Lansdowne Classic Series

QUALIFYING - BEST SECTORS

SECTOR 1				SECTOR 2			IDEAL / BEST COMPARISON					
POS	NO	NAME	TIME	NO	NAME	TIME	POS	NO	NAME	IDEAL	BEST	DIFF
									PERFECT LAP	2:15.130		
1	78	STIMPSON	**1:30.672**	78	STIMPSON	**44.458**	*1*	78	STIMPSON	2:15.130	2:15.168	0.038
2	68	RUSSELL	**1:30.734**	68	RUSSELL	**44.539**	*2*	68	RUSSELL	2:15.273	2:15.763	0.490
3	6	FIRMIN	**1:31.998**	90	CLEWS	**44.805**	*3*	6	FIRMIN	2:17.035	2:17.035	0.000
4	90	CLEWS	**1:32.405**	6	FIRMIN	**45.037**	*4*	90	CLEWS	2:17.210	2:17.306	0.096
5	37	LING	**1:33.784**	15	CREW	**46.609**	*5*	37	LING	2:20.649	2:20.649	0.000
6	45	PEREZ	**1:34.628**	37	LING	**46.865**	*6*	45	PEREZ	2:21.909	2:21.931	0.022
7	64	BASSETT	**1:35.275**	64	BASSETT	**47.196**	*7*	64	BASSETT	2:22.471	2:22.471	0.000
8	15	CREW	**1:36.292**	45	PEREZ	**47.281**	*8*	15	CREW	2:22.901	2:22.901	0.000
9	40	HORNBY	**1:36.900**	40	HORNBY	**47.488**	*9*	40	HORNBY	2:24.388	2:24.471	0.083
10	49	HANN	**1:37.170**	22	PERKIN	**47.902**	*10*	49	HANN	2:26.079	2:26.497	0.418
11	79	CLARKE	**1:38.035**	50	THOMAS	**48.642**	*11*	79	CLARKE	2:26.903	2:37.247	10.344
12	50	THOMAS	**1:39.429**	79	CLARKE	**48.868**	*12*	22	PERKIN	2:27.543	2:27.784	0.241
13	22	PERKIN	**1:39.641**	49	HANN	**48.909**	*13*	50	THOMAS	2:28.071	2:28.496	0.425
14	17	TONGE	**1:41.434**	17	TONGE	**49.569**	*14*	17	TONGE	2:31.003	2:31.473	0.470
15	99	CLEWS	**1:42.164**	99	CLEWS	**50.603**	*15*	99	CLEWS	2:32.767	2:32.826	0.059
16	63	COLE	**1:43.985**	14	CHEVALLEY	**52.330**	*16*	63	COLE	2:37.032	2:38.060	1.028
17	14	CHEVALLEY	**1:45.267**	9	JACKSON	**52.864**	*17*	14	CHEVALLEY	2:37.597	2:37.646	0.049
18	9	JACKSON	**1:47.505**	63	COLE	**53.047**	*18*	9	JACKSON	2:40.369	2:40.369	0.000
19	2	ASHBY	**1:48.188**	2	ASHBY	**53.234**	*19*	2	ASHBY	2:41.422	2:41.422	0.000
20	54	RANSLEY	**1:50.794**	54	RANSLEY	**55.700**	*20*	54	RANSLEY	2:46.494	2:46.494	0.000
21	11	RAYNOR	**1:51.017**	11	RAYNOR	**56.250**	*21*	11	RAYNOR	2:47.267	2:47.267	0.000

Weather / Track : Sunny / Dry

Snetterton 300
Circuit Length = 2.9689 miles
Start: 10:49 Flag 11:01 End: 11:04

Results can be found at www.tsl-timing.com

Printed - 11:06 Saturday, 19 May 2018

THE LANSDOWNE CLASSIC SERIES

Lansdowne Classic Series

GRID (5 Laps)

ROW 7	21	11	Tony RAYNOR 2:47.267	20	54	Clifford RANSLEY 2:46.494	19	2	Roger ASHBY 2:41.422
ROW 6	18	9	Tim JACKSON 2:40.369	17	63	Harry COLE 2:38.060	16	14	Jerome CHEVALLEY 2:37.646
ROW 5	15	79	Keith CLARKE 2:37.247	14	99	Andy CLEWS 2:32.826	13	17	Stuart TONGE 2:31.473
ROW 4	12	50	George THOMAS 2:28.496	11	22	Tony PERKIN 2:27.784	10	49	Richard HANN 2:26.497
ROW 3	9	40	Andy HORNBY 2:24.471	8	15	Peter CREW 2:22.901	7	64	Chris BASSETT 2:22.471
ROW 2	6	45	Sebastian PEREZ 2:21.931	5	37	Clive LING 2:20.649	4	90	Sam CLEWS 2:17.306
ROW 1	3	6	Chris FIRMIN 2:17.035	2	68	Michael RUSSELL 2:15.763	1	78	Dean STIMPSON 2:15.168

Pole

Snetterton 300
Circuit Length = 2.9689 miles

These results are provisional until the conclusion of any judicial and technical matters.

Clerk Of Course :		Timekeeper :

Results can be found at www.tsl-timing.com

Printed - 11:07 Saturday, 19 May 2018

BRITISH MOTOR CYCLE RACING CLUB
NATIONAL MOTORCYCLE MUSEUM
The Classic MotorCycle
TSL SPORTS TIMING TIMING SOLUTIONS LTD
AVON TYRES
Bonhams 1793

THE LANSDOWNE CLASSIC SERIES

Lansdowne Classic Series

RACE 7 - CLASSIFICATION

POS	NO	CL	PIC	NAME	ENTRY	LAPS	TIME	GAP	DIFF	MPH	BEST	ON
1	**78**	LBH	1	Dean STIMPSON	Norton - IZZARD RACING	**5**	11:21.541			78.41	**2:14.430**	3
2	**68**	LBH	2	Michael RUSSELL	Norton -	**5**	11:35.187	**13.646**	13.646	76.87	**2:16.804**	3
3	**37**	LBH	3	Clive LING	Norton - Tony Dunnell	**5**	11:50.552	**29.011**	15.365	75.20	**2:19.834**	5
4	**15**	WRR	1	Peter CREW	Norton -	**5**	11:55.434	**33.893**	4.882	74.69	**2:20.648**	5
5	**64**	WRR	2	Chris BASSETT	Norton -	**5**	11:55.730	**34.189**	0.296	74.66	**2:20.049**	5
6	**45**	WRR	3	Sebastian PEREZ	Matchless -	**5**	11:58.444	**36.903**	2.714	74.38	**2:22.047**	4
7	**22**	WRR	4	Tony PERKIN	Norton - Geartech	**5**	12:21.232	**59.691**	22.788	72.09	**2:26.012**	4
8	**50**	WRR	5	George THOMAS	Norton - Dunnel Manx	**5**	12:21.435	**59.894**	0.203	72.07	**2:23.850**	5
9	**42**	LBH	4	Andy HORNBY	Norton -	**5**	12:21.498	**59.957**	0.063	72.07	**2:23.753**	5
10	**49**	WRR	6	Richard HANN	G50 -	**5**	12:37.653	**1:16.112**	16.155	70.53	**2:28.319**	2
11	**63**	WRR	7	Harry COLE	Norton - Respro (UK)Ltd	**5**	12:58.168	**1:36.627**	20.515	68.67	**2:32.237**	5
12	**17**	WRR	8	Stuart TONGE	Norton - Stuart Tonge Engineering	**5**	12:58.482	**1:36.941**	0.314	68.64	**2:32.854**	4
13	**14**	WRR	9	Jerome CHEVALLEY	Norton - A. F. Chevalley	**5**	13:20.944	**1:59.403**	22.462	66.72	**2:36.928**	5
14	**9**	Avon	1	Tim JACKSON	AJS -	**5**	13:22.547	**2:01.006**	1.603	66.58	**2:37.331**	4
15	**2**	TCM	1	Roger ASHBY	AJS -	**5**	13:28.240	**2:06.699**	5.693	66.11	**2:38.543**	4
16	**11**	WRR	10	Tony RAYNOR	Norton -	**4**	11:22.096	**1 Lap**	1 Lap	62.67	**2:47.719**	4
					NOT CLASSIFIED							
DNF	**6**	LBH		Chris FIRMIN	Matchless - Ripleyland	**2**	4:43.303	**3 Laps**	2 Laps	75.45	**2:19.196**	2
DNF	**90**	LBH		Sam CLEWS	Norton - Andy Clews Racing	**1**	2:22.536	**4 Laps**	1 Lap	74.98	**2:22.536**	1
DNF	**79**	LBH		Keith CLARKE	Norton - Izzard Racing	**1**	2:30.860	**4 Laps**	8.324	70.84	**2:30.860**	1

FASTEST LAP

78	LBH	Dean STIMPSON	Norton - IZZARD RACING	**3**	2:14.430	79.50 mph	127.95 kph
64	WRR	Chris BASSETT	Norton -	**5**	2:20.049	76.31 mph	122.81 kph
9	Avon	Tim JACKSON	AJS -	**4**	2:37.331	67.93 mph	109.32 kph
2	TCM	Roger ASHBY	AJS -	**4**	2:38.543	67.41 mph	108.49 kph

Class LBH - 92.5% of Race Speed = 72.52 mph
Class WRR - 92.5% of Race Speed = 69.08 mph
Class Avon - 92.5% of Race Speed = 61.58 mph
Class TCM - 92.5% of Race Speed = 61.15 mph

Snetterton 300
Circuit Length = 2.9689 miles
Start: 14:17 Flag 14:28 End: 14:30

Weather / Track : Sunny / Dry
These results are provisional until the conclusion of any judicial and technical matters.

Clerk Of Course :		Timekeeper :

Results can be found at www.tsl-timing.com

Printed - 14:31 Saturday, 19 May 2018

Lansdowne Classic Series

RACE 7 - LAP CHART

LAP 1 @ 14:19:24.828

NO	BEHIND	LAP TIME
78		2:22.472
90	0.064	2:22.536
6	1.635	2:24.107
68	1.937	2:24.409
37	5.933	2:28.405
45	6.664	2:29.136
64	7.193	2:29.665
15	7.645	2:30.117
79	8.388	2:30.860
22	11.967	2:34.439
50	13.322	2:35.794
42	14.565	2:37.037
49	18.235	2:40.707
17	18.446	2:40.918
63	20.692	2:43.164
2	26.007	2:48.479
14	26.575	2:49.047
9	26.693	2:49.165
11	34.005	2:56.477

LAP 2 @ 14:21:39.695

NO	BEHIND	LAP TIME
78		2:14.867
68	4.907	2:17.837
6	5.964	2:19.196
37	12.496	2:21.430
45	14.047	2:22.250
15	14.787	2:22.009
64	15.078	2:22.752
22	24.721	2:27.621
50	25.712	2:27.257
42	26.429	2:26.731
49	31.687	2:28.319
17	38.473	2:34.894
63	40.044	2:34.219
14	49.860	2:38.152
9	51.492	2:39.666
2	51.807	2:40.667
11	1:07.515	2:48.377

LAP 3 @ 14:23:54.125

NO	BEHIND	LAP TIME
78		2:14.430
68	7.281	2:16.804
37	18.922	2:20.856
45	21.778	2:22.161
15	22.120	2:21.763
64	22.408	2:21.760
22	36.840	2:26.549
50	39.138	2:27.856
42	39.745	2:27.746
49	46.843	2:29.586
17	59.771	2:35.728
63	1:00.801	2:35.187
14	1:14.832	2:39.402
9	1:15.579	2:38.517
2	1:15.993	2:38.616
11	1:42.608	2:49.523

LAP 4 @ 14:26:08.987

NO	BEHIND	LAP TIME
78		2:14.862
68	10.188	2:17.769
37	24.087	2:20.027
15	28.155	2:20.897
45	28.963	2:22.047
64	29.050	2:21.504
22	47.990	2:26.012
50	50.954	2:26.678
42	51.114	2:26.231
49	1:00.992	2:29.011
17	1:17.763	2:32.854
63	1:19.300	2:33.361
14	1:37.385	2:37.415
9	1:38.048	2:37.331
2	1:39.674	2:38.543

LAP 5 @ 14:28:23.897

NO	BEHIND	LAP TIME
78		2:14.910
11	1 Lap	2:47.719
68	13.646	2:18.368
37	29.011	2:19.834
15	33.893	2:20.648
64	34.189	2:20.049
45	36.903	2:22.850
22	59.691	2:26.611
50	59.894	2:23.850
42	59.957	2:23.753
49	1:16.112	2:30.030
63	1:36.627	2:32.237
17	1:36.941	2:34.088
14	1:59.403	2:36.928
9	2:01.006	2:37.868
2	2:06.699	2:41.935

Snetterton 300
Circuit Length = 2.9689 miles
Start: 14:17 Flag 14:28 End: 14:30

Weather / Track : Sunny / Dry

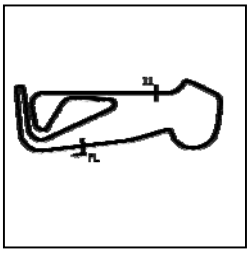

Lansdowne Classic Series

RACE 7 - SECTOR ANALYSIS

SECTOR 1 = FL to I1, SECTOR 2 = I1 to FL, DIFF = Difference To Personal Best Lap, P = Crossed Finish Line in Pit Lane, D = Time Disallowed

P1 78 LBH Dean STIMPSON — Norton - IZZARD RACING

IDEAL LAP TIME : 2:14.320 BEST LAP TIME : 2:14.430 DIFFERENCE : 0.110

LAP	SECTOR 1	SECTOR 2	LAP TIME	MPH	DIFF	TIME OF DAY
1 -		44.234	2:22.472	75.01	8.042	14:19:24.828
2 -	1:30.927	***43.940***	2:14.867 **(3)**	79.24	0.437	14:21:39.695
3 -	1:30.397	44.033	***2:14.430*** **(1)**	***79.50***		***14:23:54.125***
4 -	***1:30.380***	44.482	2:14.862 **(2)**	79.25	0.432	14:26:08.987
5 -	1:30.603	44.307	2:14.910	79.22	0.480	14:28:23.897

P2 68 LBH Michael RUSSELL — Norton -

IDEAL LAP TIME : 2:16.596 BEST LAP TIME : 2:16.804 DIFFERENCE : 0.208

LAP	SECTOR 1	SECTOR 2	LAP TIME	MPH	DIFF	TIME OF DAY
1 -		44.623	2:24.409	74.01	7.605	14:19:26.765
2 -	1:33.247	***44.590***	2:17.837 **(3)**	77.54	1.033	14:21:44.602
3 -	***1:32.006***	44.798	***2:16.804*** **(1)**	***78.12***		***14:24:01.406***
4 -	1:32.678	45.091	2:17.769 **(2)**	77.57	0.965	14:26:19.175
5 -	1:32.729	45.639	2:18.368	77.24	1.564	14:28:37.543

P3 37 LBH Clive LING — Norton - Tony Dunnell

IDEAL LAP TIME : 2:19.409 BEST LAP TIME : 2:19.834 DIFFERENCE : 0.425

LAP	SECTOR 1	SECTOR 2	LAP TIME	MPH	DIFF	TIME OF DAY
1 -		47.267	2:28.405	72.01	8.571	14:19:30.761
2 -	1:34.562	46.868	2:21.430	75.57	1.596	14:21:52.191
3 -	1:33.968	46.888	2:20.856 **(3)**	75.87	1.022	14:24:13.047
4 -	1:33.714	***46.313***	2:20.027 **(2)**	76.32	0.193	14:26:33.074
5 -	***1:33.096***	46.738	***2:19.834*** **(1)**	***76.43***		***14:28:52.908***

P4 15 WRR Peter CREW — Norton -

IDEAL LAP TIME : 2:20.174 BEST LAP TIME : 2:20.648 DIFFERENCE : 0.474

LAP	SECTOR 1	SECTOR 2	LAP TIME	MPH	DIFF	TIME OF DAY
1 -		46.493	2:30.117	71.19	9.469	14:19:32.473
2 -	1:35.352	46.657	2:22.009	75.26	1.361	14:21:54.482
3 -	1:34.695	47.068	2:21.763 **(3)**	75.39	1.115	14:24:16.245
4 -	1:34.469	***46.428***	2:20.897 **(2)**	75.85	0.249	14:26:37.142
5 -	***1:33.746***	46.902	***2:20.648*** **(1)**	***75.99***		***14:28:57.790***

P5 64 WRR Chris BASSETT — Norton -

IDEAL LAP TIME : 2:20.049 BEST LAP TIME : 2:20.049 DIFFERENCE : 0.000

LAP	SECTOR 1	SECTOR 2	LAP TIME	MPH	DIFF	TIME OF DAY
1 -		46.668	2:29.665	71.41	9.616	14:19:32.021
2 -	1:35.768	46.984	2:22.752	74.87	2.703	14:21:54.773
3 -	1:34.945	46.815	2:21.760 **(3)**	75.39	1.711	14:24:16.533
4 -	1:34.766	46.738	2:21.504 **(2)**	75.53	1.455	14:26:38.037
5 -	***1:33.400***	***46.649***	***2:20.049*** **(1)**	***76.31***		***14:28:58.086***

P6 45 WRR Sebastian PEREZ — Matchless -

IDEAL LAP TIME : 2:21.671 BEST LAP TIME : 2:22.047 DIFFERENCE : 0.376

LAP	SECTOR 1	SECTOR 2	LAP TIME	MPH	DIFF	TIME OF DAY
1 -		47.392	2:29.136	71.66	7.089	14:19:31.492
2 -	1:35.455	***46.795***	2:22.250 **(3)**	75.13	0.203	14:21:53.742
3 -	1:35.019	47.142	2:22.161 **(2)**	75.18	0.114	14:24:15.903
4 -	1:35.043	47.004	***2:22.047*** **(1)**	***75.24***		***14:26:37.950***
5 -	***1:34.876***	47.974	2:22.850	74.82	0.803	14:29:00.800

P7 22 WRR Tony PERKIN — Norton - Geartech

IDEAL LAP TIME : 2:25.990 BEST LAP TIME : 2:26.012 DIFFERENCE : 0.022

LAP	SECTOR 1	SECTOR 2	LAP TIME	MPH	DIFF	TIME OF DAY

Weather / Track : Sunny / Dry

Snetterton 300
Circuit Length = 2.9689 miles
Start: 14:17 Flag 14:28 End: 14:30

Lansdowne Classic Series

RACE 7 - SECTOR ANALYSIS

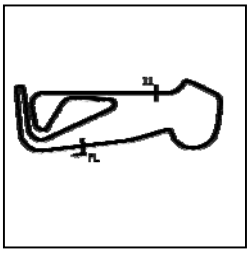

SECTOR 1 = FL to I1, SECTOR 2 = I1 to FL, DIFF = Difference To Personal Best Lap, P = Crossed Finish Line in Pit Lane, D = Time Disallowed

1 -		48.109	2:34.439		69.20	8.427	14:19:36.795
2 -	1:39.838	47.783	2:27.621		72.40	1.609	14:22:04.416
3 -	1:38.615	47.934	2:26.549	(2)	72.93	0.537	14:24:30.965
4 -	***1:38.257***	47.755	***2:26.012***	**(1)**	***73.20***		***14:26:56.977***
5 -	1:38.878	***47.733***	2:26.611	**(3)**	72.90	0.599	14:29:23.588

P8 50 WRR George THOMAS Norton - Dunnel Manx

IDEAL LAP TIME : 2:23.850 BEST LAP TIME : 2:23.850 DIFFERENCE : 0.000

LAP	SECTOR 1	SECTOR 2	LAP TIME		MPH	DIFF	TIME OF DAY
1 -		48.561	2:35.794		68.60	11.944	14:19:38.150
2 -	1:39.068	48.189	2:27.257	**(3)**	72.58	3.407	14:22:05.407
3 -	1:39.694	48.162	2:27.856		72.28	4.006	14:24:33.263
4 -	1:38.577	48.101	2:26.678	**(2)**	72.86	2.828	14:26:59.941
5 -	***1:36.460***	***47.390***	***2:23.850***	**(1)**	***74.30***		***14:29:23.791***

P9 42 LBH Andy HORNBY Norton -

IDEAL LAP TIME : 2:23.753 BEST LAP TIME : 2:23.753 DIFFERENCE : 0.000

LAP	SECTOR 1	SECTOR 2	LAP TIME		MPH	DIFF	TIME OF DAY
1 -		49.862	2:37.037		68.06	13.284	14:19:39.393
2 -	1:38.323	48.408	2:26.731	**(3)**	72.84	2.978	14:22:06.124
3 -	1:39.198	48.548	2:27.746		72.34	3.993	14:24:33.870
4 -	1:38.261	47.970	2:26.231	**(2)**	73.09	2.478	14:27:00.101
5 -	***1:36.754***	***46.999***	***2:23.753***	**(1)**	***74.35***		***14:29:23.854***

P10 49 WRR Richard HANN G50 -

IDEAL LAP TIME : 2:28.261 BEST LAP TIME : 2:28.319 DIFFERENCE : 0.058

LAP	SECTOR 1	SECTOR 2	LAP TIME		MPH	DIFF	TIME OF DAY
1 -		54.941	2:40.707		66.50	12.388	14:19:43.063
2 -	1:38.936	***49.383***	***2:28.319***	**(1)**	***72.06***		***14:22:11.382***
3 -	1:39.075	50.511	2:29.586	**(3)**	71.45	1.267	14:24:40.968
4 -	***1:38.878***	50.133	2:29.011	**(2)**	71.72	0.692	14:27:09.979
5 -	1:39.092	50.938	2:30.030		71.23	1.711	14:29:40.009

P11 63 WRR Harry COLE Norton - Respro (UK)Ltd

IDEAL LAP TIME : 2:32.237 BEST LAP TIME : 2:32.237 DIFFERENCE : 0.000

LAP	SECTOR 1	SECTOR 2	LAP TIME		MPH	DIFF	TIME OF DAY
1 -		51.411	2:43.164		65.50	10.927	14:19:45.520
2 -	1:42.150	52.069	2:34.219	**(3)**	69.30	1.982	14:22:19.739
3 -	1:43.517	51.670	2:35.187		68.87	2.950	14:24:54.926
4 -	1:42.187	51.174	2:33.361	**(2)**	69.69	1.124	14:27:28.287
5 -	***1:41.400***	***50.837***	***2:32.237***	**(1)**	***70.20***		***14:30:00.524***

P12 17 WRR Stuart TONGE Norton - Stuart Tonge Engineering

IDEAL LAP TIME : 2:32.854 BEST LAP TIME : 2:32.854 DIFFERENCE : 0.000

LAP	SECTOR 1	SECTOR 2	LAP TIME		MPH	DIFF	TIME OF DAY
1 -		50.602	2:40.918		66.41	8.064	14:19:43.274
2 -	1:44.000	50.894	2:34.894	**(3)**	69.00	2.040	14:22:18.168
3 -	1:44.686	51.042	2:35.728		68.63	2.874	14:24:53.896
4 -	***1:42.758***	***50.096***	***2:32.854***	**(1)**	***69.92***		***14:27:26.750***
5 -	1:42.898	51.190	2:34.088	**(2)**	69.36	1.234	14:30:00.838

P13 14 WRR Jerome CHEVALLEY Norton - A. F. Chevalley

IDEAL LAP TIME : 2:36.927 BEST LAP TIME : 2:36.928 DIFFERENCE : 0.001

LAP	SECTOR 1	SECTOR 2	LAP TIME		MPH	DIFF	TIME OF DAY
1 -		53.131	2:49.047		63.22	12.119	14:19:51.403
2 -	1:45.919	52.233	2:38.152	**(3)**	67.58	1.224	14:22:29.555
3 -	1:46.601	52.801	2:39.402		67.05	2.474	14:25:08.957
4 -	1:45.441	***51.974***	2:37.415	**(2)**	67.89	0.487	14:27:46.372

Weather / Track : Sunny / Dry

Snetterton 300
Circuit Length = 2.9689 miles
Start: 14:17 Flag 14:28 End: 14:30

Lansdowne Classic Series

RACE 7 - SECTOR ANALYSIS

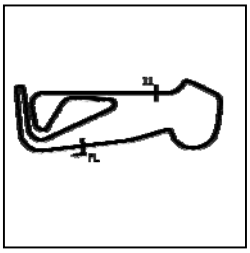

SECTOR 1 = FL to I1, SECTOR 2 = I1 to FL, DIFF = Difference To Personal Best Lap, P = Crossed Finish Line in Pit Lane, D = Time Disallowed

5 -	***1:44.953***	51.975	***2:36.928***	**(1)**	***68.10***	***14:30:23.300***

P14 9 Avon Tim JACKSON

AJS -

IDEAL LAP TIME : 2:37.121 BEST LAP TIME : 2:37.331 DIFFERENCE : 0.210

LAP	SECTOR 1	SECTOR 2	LAP TIME		MPH	DIFF	TIME OF DAY
1 -		52.873	2:49.165		63.18	11.834	14:19:51.521
2 -	1:47.653	52.013	2:39.666		66.94	2.335	14:22:31.187
3 -	1:46.771	51.746	2:38.517	**(3)**	67.42	1.186	14:25:09.704
4 -	***1:45.939***	51.392	***2:37.331***	**(1)**	***67.93***		***14:27:47.035***
5 -	1:46.686	***51.182***	2:37.868	**(2)**	67.70	0.537	14:30:24.903

P15 2 TCM Roger ASHBY

AJS -

IDEAL LAP TIME : 2:36.920 BEST LAP TIME : 2:38.543 DIFFERENCE : 1.623

LAP	SECTOR 1	SECTOR 2	LAP TIME		MPH	DIFF	TIME OF DAY
1 -		53.223	2:48.479		63.43	9.936	14:19:50.835
2 -	1:48.345	52.322	2:40.667	**(3)**	66.52	2.124	14:22:31.502
3 -	1:46.803	***51.813***	2:38.616	**(2)**	67.38	0.073	14:25:10.118
4 -	1:45.682	52.861	***2:38.543***	**(1)**	***67.41***		***14:27:48.661***
5 -	***1:45.107***	56.828	2:41.935		66.00	3.392	14:30:30.596

P16 11 WRR Tony RAYNOR

Norton -

IDEAL LAP TIME : 2:47.071 BEST LAP TIME : 2:47.719 DIFFERENCE : 0.648

LAP	SECTOR 1	SECTOR 2	LAP TIME		MPH	DIFF	TIME OF DAY
1 -		55.803	2:56.477		60.56	8.758	14:19:58.833
2 -	***1:51.296***	57.081	2:48.377	**(2)**	63.47	0.658	14:22:47.210
3 -	1:53.449	56.074	2:49.523	**(3)**	63.04	1.804	14:25:36.733
4 -	1:51.944	***55.775***	***2:47.719***	**(1)**	***63.72***		***14:28:24.452***

P17 6 LBH Chris FIRMIN

Matchless - Ripleyland

IDEAL LAP TIME : 2:18.579 BEST LAP TIME : 2:19.196 DIFFERENCE : 0.617

LAP	SECTOR 1	SECTOR 2	LAP TIME		MPH	DIFF	TIME OF DAY
1 -		***45.019***	2:24.107	**(2)**	74.16	4.911	14:19:26.463
2 -	***1:33.560***	45.636	***2:19.196***	**(1)**	***76.78***		***14:21:45.659***

P18 90 LBH Sam CLEWS

Norton - Andy Clews Racing

IDEAL LAP TIME : BEST LAP TIME : 2:22.536 DIFFERENCE :

LAP	SECTOR 1	SECTOR 2	LAP TIME		MPH	DIFF	TIME OF DAY
1 -		***43.864***	***2:22.536***	**(1)**	***74.98***		***14:19:24.892***

P19 79 LBH Keith CLARKE

Norton - Izzard Racing

IDEAL LAP TIME : 2:23.495 BEST LAP TIME : 2:30.860 DIFFERENCE : 7.365

LAP	SECTOR 1	SECTOR 2	LAP TIME		MPH	DIFF	TIME OF DAY
1 -		***46.890***	***2:30.860***	**(1)**	***70.84***		***14:19:33.216***

Weather / Track : Sunny / Dry

Snetterton 300
Circuit Length = 2.9689 miles
Start: 14:17 Flag 14:28 End: 14:30

Lansdowne Classic Series

RACE 7 - BEST SECTORS

SECTOR 1

POS	NO	NAME	TIME
1	78	STIMPSON	**1:30.380**
2	68	RUSSELL	**1:32.006**
3	37	LING	**1:33.096**
4	64	BASSETT	**1:33.400**
5	6	FIRMIN	**1:33.560**
6	15	CREW	**1:33.746**
7	45	PEREZ	**1:34.876**
8	50	THOMAS	**1:36.460**
9	79	CLARKE	**1:36.605**
10	42	HORNBY	**1:36.754**
11	22	PERKIN	**1:38.257**
12	49	HANN	**1:38.878**
13	63	COLE	**1:41.400**
14	17	TONGE	**1:42.758**
15	14	CHEVALLEY	**1:44.953**
16	2	ASHBY	**1:45.107**
17	9	JACKSON	**1:45.939**
18	11	RAYNOR	**1:51.296**
19			

SECTOR 2

NO	NAME	TIME
90	CLEWS	**43.864**
78	STIMPSON	**43.940**
68	RUSSELL	**44.590**
6	FIRMIN	**45.019**
37	LING	**46.313**
15	CREW	**46.428**
64	BASSETT	**46.649**
45	PEREZ	**46.795**
79	CLARKE	**46.890**
42	HORNBY	**46.999**
50	THOMAS	**47.390**
22	PERKIN	**47.733**
49	HANN	**49.383**
17	TONGE	**50.096**
63	COLE	**50.837**
9	JACKSON	**51.182**
2	ASHBY	**51.813**
14	CHEVALLEY	**51.974**
11	RAYNOR	**55.775**

IDEAL / BEST COMPARISON

		PERFECT LAP	2:14.244		
1	78	STIMPSON	2:14.320	2:14.430	0.110
2	68	RUSSELL	2:16.596	2:16.804	0.208
3	6	FIRMIN	2:18.579	2:19.196	0.617
4	37	LING	2:19.409	2:19.834	0.425
5	64	BASSETT	2:20.049	2:20.049	0.000
6	15	CREW	2:20.174	2:20.648	0.474
7	45	PEREZ	2:21.671	2:22.047	0.376
8	79	CLARKE	2:23.495	2:30.860	7.365
9	42	HORNBY	2:23.753	2:23.753	0.000
10	50	THOMAS	2:23.850	2:23.850	0.000
11	22	PERKIN	2:25.990	2:26.012	0.022
12	49	HANN	2:28.261	2:28.319	0.058
13	63	COLE	2:32.237	2:32.237	0.000
14	17	TONGE	2:32.854	2:32.854	0.000
15	2	ASHBY	2:36.920	2:38.543	1.623
16	14	CHEVALLEY	2:36.927	2:36.928	0.001
17	9	JACKSON	2:37.121	2:37.331	0.210
18	11	RAYNOR	2:47.071	2:47.719	0.648
19	90	CLEWS		2:22.536	

Weather / Track : Sunny / Dry

Snetterton 300
Circuit Length = 2.9689 miles
Start: 14:17 Flag 14:28 End: 14:30

Results can be found at www.tsl-timing.com

Printed - 14:32 Saturday, 19 May 2018

THE LANSDOWNE CLASSIC SERIES

Lansdowne Classic Series

RACE 15 - CLASSIFICATION

POS	NO	CL	PIC	NAME	ENTRY	LAPS	TIME	GAP	DIFF	MPH	BEST	ON
1	**78**	LBH	1	Dean STIMPSON	Norton - IZZARD RACING	**5**	11:18.824			78.72	**2:13.763**	3
2	**90**	LBH	2	Sam CLEWS	Norton - Andy Clews Racing	**5**	11:34.666	**15.842**	15.842	76.92	**2:16.276**	3
3	**68**	LBH	3	Michael RUSSELL	Norton -	**5**	11:34.741	**15.917**	0.075	76.92	**2:16.756**	3
4	**37**	LBH	4	Clive LING	Norton - Tony Dunnell	**5**	11:46.939	**28.115**	12.198	75.59	**2:19.644**	3
5	**6**	LBH	5	Chris FIRMIN	Matchless - Ripleyland	**5**	11:50.990	**32.166**	4.051	75.16	**2:19.773**	3
6	**64**	WRR	1	Chris BASSETT	Norton -	**5**	11:56.466	**37.642**	5.476	74.58	**2:20.966**	5
7	**15**	WRR	2	Peter CREW	Norton -	**5**	11:57.197	**38.373**	0.731	74.51	**2:21.771**	4
8	**45**	WRR	3	Sebastian PEREZ	Matchless -	**5**	11:57.420	**38.596**	0.223	74.48	**2:20.494**	4
9	**22**	WRR	4	Tony PERKIN	Norton - Geartech	**5**	12:13.088	**54.264**	15.668	72.89	**2:23.357**	5
10	**50**	WRR	5	George THOMAS	Norton - Dunnel Manx	**5**	12:13.537	**54.713**	0.449	72.85	**2:24.389**	5
11	**42**	LBH	6	Andy HORNBY	Norton -	**5**	12:17.712	**58.888**	4.175	72.44	**2:25.268**	4
12	**49**	WRR	6	Richard HANN	G50 -	**5**	12:20.789	**1:01.965**	3.077	72.13	**2:25.515**	2
13	**17**	WRR	7	Stuart TONGE	Norton - Stuart Tonge Engineering	**5**	12:44.607	**1:25.783**	23.818	69.89	**2:29.413**	5
14	**14**	WRR	8	Jerome CHEVALLEY	Norton - A. F. Chevalley	**5**	13:22.264	**2:03.440**	37.657	66.61	**2:37.296**	4
15	**9**	Avon	1	Tim JACKSON	AJS -	**5**	13:24.852	**2:06.028**	2.588	66.39	**2:38.052**	4
16	**11**	WRR	9	Tony RAYNOR	Norton -	**4**	11:31.258	**1 Lap**	1 Lap	61.84	**2:50.935**	2
					NOT CLASSIFIED							
DNF	**63**	WRR		Harry COLE	Norton - Respro (UK)Ltd	**4**	10:16.695	**1 Lap**		69.32	**2:30.531**	3
DNF	**2**	TCM		Roger ASHBY	AJS -	**0**						

FASTEST LAP

78	LBH	Dean STIMPSON	Norton - IZZARD RACING	**3**	2:13.763	79.90 mph	128.59 kph
45	WRR	Sebastian PEREZ	Matchless -	**4**	2:20.494	76.07 mph	122.43 kph
9	Avon	Tim JACKSON	AJS -	**4**	2:38.052	67.62 mph	108.83 kph

Class LBH - 92.5% of Race Speed = 72.81 mph
Class WRR - 92.5% of Race Speed = 68.98 mph
Class Avon - 92.5% of Race Speed = 61.41 mph

Snetterton 300
Circuit Length = 2.9689 miles
Start: 16:47 Flag 16:59 End: 17:01

Weather / Track : Sunny / Dry
These results are provisional until the conclusion of any judicial and technical matters.

Clerk Of Course :		Timekeeper :

Results can be found at www.tsl-timing.com

Printed - 17:02 Saturday, 19 May 2018

Lansdowne Classic Series

RACE 15 - LAP CHART

LAP 1 @ 16:50:12.733

NO	BEHIND	LAP TIME
78		2:21.017
90	4.373	2:25.390
68	4.407	2:25.424
37	5.705	2:26.722
6	6.007	2:27.024
15	7.450	2:28.467
64	7.698	2:28.715
50	11.804	2:32.821
45	11.888	2:32.905
49	12.259	2:33.276
22	12.662	2:33.679
42	12.896	2:33.913
17	17.833	2:38.850
63	19.958	2:40.975
14	26.352	2:47.369
9	27.299	2:48.316
11	36.310	2:57.327

LAP 2 @ 16:52:26.517

NO	BEHIND	LAP TIME
78		2:13.784
68	8.098	2:17.475
90	8.478	2:17.889
37	11.656	2:19.735
6	12.696	2:20.473
15	16.182	2:22.516
64	16.230	2:22.316
45	19.280	2:21.176
50	23.522	2:25.502
49	23.990	2:25.515
22	24.684	2:25.806
42	25.391	2:26.279
17	36.849	2:32.800
63	40.348	2:34.174
14	51.760	2:39.192
9	54.228	2:40.713
11	1:13.461	2:50.935

LAP 3 @ 16:54:40.280

NO	BEHIND	LAP TIME
78		2:13.763
90	10.991	2:16.276
68	11.091	2:16.756
37	17.537	2:19.644
6	18.706	2:19.773
15	25.077	2:22.658
64	25.377	2:22.910
45	27.227	2:21.710
50	34.758	2:24.999
22	36.390	2:25.469
49	38.161	2:27.934
42	38.556	2:26.928
17	56.250	2:33.164
63	57.116	2:30.531
14	1:18.613	2:40.616
9	1:19.870	2:39.405
11	1:51.290	2:51.592

LAP 4 @ 16:56:55.511

NO	BEHIND	LAP TIME
78		2:15.231
90	12.946	2:17.186
68	13.377	2:17.517
37	22.824	2:20.518
6	24.083	2:20.608
15	31.617	2:21.771
64	31.705	2:21.559
45	32.490	2:20.494
50	45.353	2:25.826
22	45.936	2:24.777
42	48.593	2:25.268
49	50.011	2:27.081
17	1:11.399	2:30.380
63	1:12.900	2:31.015
14	1:40.678	2:37.296
9	1:42.691	2:38.052

LAP 5 @ 16:59:10.540

NO	BEHIND	LAP TIME
78		2:15.029
11	1 Lap	2:51.404
90	15.842	2:17.925
68	15.917	2:17.569
37	28.115	2:20.320
6	32.166	2:23.112
64	37.642	2:20.966
15	38.373	2:21.785
45	38.596	2:21.135
22	54.264	2:23.357
50	54.713	2:24.389
42	58.888	2:25.324
49	1:01.965	2:26.983
17	1:25.783	2:29.413
14	2:03.440	2:37.791
9	2:06.028	2:38.366

Snetterton 300
Circuit Length = 2.9689 miles
Start: 16:47 Flag 16:59 End: 17:01

Weather / Track : Sunny / Dry

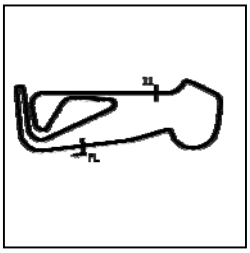

Lansdowne Classic Series

RACE 15 - SECTOR ANALYSIS

SECTOR 1 = FL to I1, SECTOR 2 = I1 to FL, DIFF = Difference To Personal Best Lap, P = Crossed Finish Line in Pit Lane, D = Time Disallowed

P1 78 LBH Dean STIMPSON — Norton - IZZARD RACING

IDEAL LAP TIME : 2:13.752 BEST LAP TIME : 2:13.763 DIFFERENCE : 0.011

LAP	SECTOR 1	SECTOR 2	LAP TIME	MPH	DIFF	TIME OF DAY
1 -		44.103	2:21.017	75.79	7.254	16:50:12.733
2 -	1:30.080	***43.704***	2:13.784 **(2)**	79.89	0.021	16:52:26.517
3 -	***1:30.048***	43.715	***2:13.763*** **(1)**	***79.90***		***16:54:40.280***
4 -	1:30.600	44.631	2:15.231	79.03	1.468	16:56:55.511
5 -	1:30.326	44.703	2:15.029 **(3)**	79.15	1.266	16:59:10.540

P2 90 LBH Sam CLEWS — Norton - Andy Clews Racing

IDEAL LAP TIME : 2:16.276 BEST LAP TIME : 2:16.276 DIFFERENCE : 0.000

LAP	SECTOR 1	SECTOR 2	LAP TIME	MPH	DIFF	TIME OF DAY
1 -		45.649	2:25.390	73.51	9.114	16:50:17.106
2 -	1:32.837	45.052	2:17.889 **(3)**	77.51	1.613	16:52:34.995
3 -	***1:31.653***	***44.623***	***2:16.276*** **(1)**	***78.42***		***16:54:51.271***
4 -	1:32.253	44.933	2:17.186 **(2)**	77.90	0.910	16:57:08.457
5 -	1:32.729	45.196	2:17.925	77.49	1.649	16:59:26.382

P3 68 LBH Michael RUSSELL — Norton -

IDEAL LAP TIME : 2:16.646 BEST LAP TIME : 2:16.756 DIFFERENCE : 0.110

LAP	SECTOR 1	SECTOR 2	LAP TIME	MPH	DIFF	TIME OF DAY
1 -		45.628	2:25.424	73.49	8.668	16:50:17.140
2 -	1:32.734	***44.741***	2:17.475 **(2)**	77.74	0.719	16:52:34.615
3 -	***1:31.905***	44.851	***2:16.756*** **(1)**	***78.15***		***16:54:51.371***
4 -	1:32.526	44.991	2:17.517 **(3)**	77.72	0.761	16:57:08.888
5 -	1:32.346	45.223	2:17.569	77.69	0.813	16:59:26.457

P4 37 LBH Clive LING — Norton - Tony Dunnell

IDEAL LAP TIME : 2:19.316 BEST LAP TIME : 2:19.644 DIFFERENCE : 0.328

LAP	SECTOR 1	SECTOR 2	LAP TIME	MPH	DIFF	TIME OF DAY
1 -		46.952	2:26.722	72.84	7.078	16:50:18.438
2 -	1:33.294	***46.441***	2:19.735 **(2)**	76.48	0.091	16:52:38.173
3 -	***1:32.875***	46.769	***2:19.644*** **(1)**	***76.53***		***16:54:57.817***
4 -	1:33.400	47.118	2:20.518	76.06	0.874	16:57:18.335
5 -	1:33.492	46.828	2:20.320 **(3)**	76.16	0.676	16:59:38.655

P5 6 LBH Chris FIRMIN — Matchless - Ripleyland

IDEAL LAP TIME : 2:19.480 BEST LAP TIME : 2:19.773 DIFFERENCE : 0.293

LAP	SECTOR 1	SECTOR 2	LAP TIME	MPH	DIFF	TIME OF DAY
1 -		46.428	2:27.024	72.69	7.251	16:50:18.740
2 -	1:34.825	***45.648***	2:20.473 **(2)**	76.08	0.700	16:52:39.213
3 -	***1:33.832***	45.941	***2:19.773*** **(1)**	***76.46***		***16:54:58.986***
4 -	1:34.089	46.519	2:20.608 **(3)**	76.01	0.835	16:57:19.594
5 -	1:34.873	48.239	2:23.112	74.68	3.339	16:59:42.706

P6 64 WRR Chris BASSETT — Norton -

IDEAL LAP TIME : 2:20.792 BEST LAP TIME : 2:20.966 DIFFERENCE : 0.174

LAP	SECTOR 1	SECTOR 2	LAP TIME	MPH	DIFF	TIME OF DAY
1 -		46.609	2:28.715	71.86	7.749	16:50:20.431
2 -	1:35.252	47.064	2:22.316 **(3)**	75.10	1.350	16:52:42.747
3 -	1:35.664	47.246	2:22.910	74.78	1.944	16:55:05.657
4 -	***1:34.768***	46.791	2:21.559 **(2)**	75.50	0.593	16:57:27.216
5 -	1:34.942	***46.024***	***2:20.966*** **(1)**	***75.82***		***16:59:48.182***

P7 15 WRR Peter CREW — Norton -

IDEAL LAP TIME : 2:21.677 BEST LAP TIME : 2:21.771 DIFFERENCE : 0.094

LAP	SECTOR 1	SECTOR 2	LAP TIME	MPH	DIFF	TIME OF DAY

Weather / Track : Sunny / Dry

Snetterton 300
Circuit Length = 2.9689 miles
Start: 16:47 Flag 16:59 End: 17:01

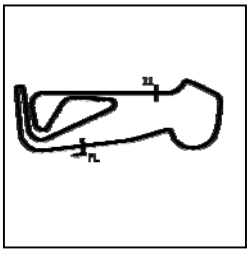

Lansdowne Classic Series

RACE 15 - SECTOR ANALYSIS

SECTOR 1 = FL to I1, SECTOR 2 = I1 to FL, DIFF = Difference To Personal Best Lap, P = Crossed Finish Line in Pit Lane, D = Time Disallowed

1 -		46.926	2:28.467		71.98	6.696	16:50:20.183
2 -	1:35.364	47.152	2:22.516	(3)	74.99	0.745	16:52:42.699
3 -	1:35.626	47.032	2:22.658		74.92	0.887	16:55:05.357
4 -	***1:34.900***	46.871	***2:21.771***	**(1)**	***75.38***		***16:57:27.128***
5 -	1:35.008	***46.777***	2:21.785	(2)	75.38	0.014	16:59:48.913

P8 45 WRR Sebastian PEREZ Matchless -

IDEAL LAP TIME : 2:20.494 BEST LAP TIME : 2:20.494 DIFFERENCE : 0.000

LAP	SECTOR 1	SECTOR 2	LAP TIME		MPH	DIFF	TIME OF DAY
1 -		48.012	2:32.905		69.89	12.411	16:50:24.621
2 -	1:34.000	47.176	2:21.176	(3)	75.70	0.682	16:52:45.797
3 -	1:34.921	46.789	2:21.710		75.42	1.216	16:55:07.507
4 -	***1:33.985***	***46.509***	***2:20.494***	**(1)**	***76.07***		***16:57:28.001***
5 -	1:34.186	46.949	2:21.135	(2)	75.72	0.641	16:59:49.136

P9 22 WRR Tony PERKIN Norton - Geartech

IDEAL LAP TIME : 2:23.357 BEST LAP TIME : 2:23.357 DIFFERENCE : 0.000

LAP	SECTOR 1	SECTOR 2	LAP TIME		MPH	DIFF	TIME OF DAY
1 -		48.051	2:33.679		69.54	10.322	16:50:25.395
2 -	1:38.059	47.747	2:25.806		73.30	2.449	16:52:51.201
3 -	1:37.874	47.595	2:25.469	(3)	73.47	2.112	16:55:16.670
4 -	1:37.070	47.707	2:24.777	(2)	73.82	1.420	16:57:41.447
5 -	***1:36.115***	***47.242***	***2:23.357***	**(1)**	***74.55***		***17:00:04.804***

P10 50 WRR George THOMAS Norton - Dunnel Manx

IDEAL LAP TIME : 2:24.188 BEST LAP TIME : 2:24.389 DIFFERENCE : 0.201

LAP	SECTOR 1	SECTOR 2	LAP TIME		MPH	DIFF	TIME OF DAY
1 -		48.536	2:32.821		69.93	8.432	16:50:24.537
2 -	1:37.616	47.886	2:25.502	(3)	73.45	1.113	16:52:50.039
3 -	***1:37.170***	47.829	2:24.999	(2)	73.71	0.610	16:55:15.038
4 -	1:37.634	48.192	2:25.826		73.29	1.437	16:57:40.864
5 -	1:37.371	***47.018***	***2:24.389***	**(1)**	***74.02***		***17:00:05.253***

P11 42 LBH Andy HORNBY Norton -

IDEAL LAP TIME : 2:24.890 BEST LAP TIME : 2:25.268 DIFFERENCE : 0.378

LAP	SECTOR 1	SECTOR 2	LAP TIME		MPH	DIFF	TIME OF DAY
1 -		47.683	2:33.913		69.44	8.645	16:50:25.629
2 -	1:38.834	***47.445***	2:26.279	(3)	73.06	1.011	16:52:51.908
3 -	1:38.420	48.508	2:26.928		72.74	1.660	16:55:18.836
4 -	***1:37.445***	47.823	***2:25.268***	**(1)**	***73.57***		***16:57:44.104***
5 -	1:37.461	47.863	2:25.324	(2)	73.54	0.056	17:00:09.428

P12 49 WRR Richard HANN G50 -

IDEAL LAP TIME : 2:25.515 BEST LAP TIME : 2:25.515 DIFFERENCE : 0.000

LAP	SECTOR 1	SECTOR 2	LAP TIME		MPH	DIFF	TIME OF DAY
1 -		48.874	2:33.276		69.73	7.761	16:50:24.992
2 -	***1:37.297***	***48.218***	***2:25.515***	**(1)**	***73.45***		***16:52:50.507***
3 -	1:38.960	48.974	2:27.934		72.24	2.419	16:55:18.441
4 -	1:37.798	49.283	2:27.081	(3)	72.66	1.566	16:57:45.522
5 -	1:37.517	49.466	2:26.983	(2)	72.71	1.468	17:00:12.505

P13 17 WRR Stuart TONGE Norton - Stuart Tonge Engineering

IDEAL LAP TIME : 2:29.386 BEST LAP TIME : 2:29.413 DIFFERENCE : 0.027

LAP	SECTOR 1	SECTOR 2	LAP TIME		MPH	DIFF	TIME OF DAY
1 -		49.798	2:38.850		67.28	9.437	16:50:30.566
2 -	1:42.590	50.210	2:32.800	(3)	69.94	3.387	16:53:03.366
3 -	1:42.804	50.360	2:33.164		69.78	3.751	16:55:36.530
4 -	1:41.115	***49.265***	2:30.380	(2)	71.07	0.967	16:58:06.910

Weather / Track : Sunny / Dry

Snetterton 300
Circuit Length = 2.9689 miles
Start: 16:47 Flag 16:59 End: 17:01

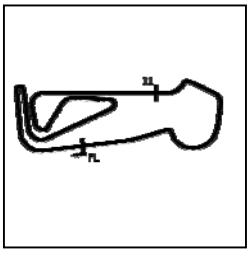

Lansdowne Classic Series

RACE 15 - SECTOR ANALYSIS

SECTOR 1 = FL to I1, SECTOR 2 = I1 to FL, DIFF = Difference To Personal Best Lap, P = Crossed Finish Line in Pit Lane, D = Time Disallowed

5 -	***1:40.121***	49.292	***2:29.413***	**(1)**	***71.53***	***17:00:36.323***

P14 14 WRR Jerome CHEVALLEY Norton - A. F. Chevalley

IDEAL LAP TIME : 2:37.184 BEST LAP TIME : 2:37.296 DIFFERENCE : 0.112

LAP	SECTOR 1	SECTOR 2	LAP TIME		MPH	DIFF	TIME OF DAY
1 -		52.822	2:47.369		63.85	10.073	16:50:39.085
2 -	1:46.243	52.949	2:39.192	**(3)**	67.13	1.896	16:53:18.277
3 -	1:47.672	52.944	2:40.616		66.54	3.320	16:55:58.893
4 -	***1:44.751***	52.545	***2:37.296***	**(1)**	***67.94***		***16:58:36.189***
5 -	1:45.358	***52.433***	2:37.791	**(2)**	67.73	0.495	17:01:13.980

P15 9 Avon Tim JACKSON AJS -

IDEAL LAP TIME : 2:37.936 BEST LAP TIME : 2:38.052 DIFFERENCE : 0.116

LAP	SECTOR 1	SECTOR 2	LAP TIME		MPH	DIFF	TIME OF DAY
1 -		53.180	2:48.316		63.49	10.264	16:50:40.032
2 -	1:47.866	52.847	2:40.713		66.50	2.661	16:53:20.745
3 -	1:46.722	52.683	2:39.405	**(3)**	67.04	1.353	16:56:00.150
4 -	1:45.718	***52.334***	***2:38.052***	**(1)**	***67.62***		***16:58:38.202***
5 -	***1:45.602***	52.764	2:38.366	**(2)**	67.48	0.314	17:01:16.568

P16 11 WRR Tony RAYNOR Norton -

IDEAL LAP TIME : 2:50.282 BEST LAP TIME : 2:50.935 DIFFERENCE : 0.653

LAP	SECTOR 1	SECTOR 2	LAP TIME		MPH	DIFF	TIME OF DAY
1 -		57.182	2:57.327		60.27	6.392	16:50:49.043
2 -	***1:53.277***	57.658	***2:50.935***	**(1)**	***62.52***		***16:53:39.978***
3 -	1:54.587	***57.005***	2:51.592	**(3)**	62.28	0.657	16:56:31.570
4 -	1:53.718	57.686	2:51.404	**(2)**	62.35	0.469	16:59:22.974

P17 63 WRR Harry COLE Norton - Respro (UK)Ltd

IDEAL LAP TIME : 2:30.170 BEST LAP TIME : 2:30.531 DIFFERENCE : 0.361

LAP	SECTOR 1	SECTOR 2	LAP TIME		MPH	DIFF	TIME OF DAY
1 -		51.001	2:40.975		66.39	10.444	16:50:32.691
2 -	1:43.086	51.088	2:34.174	**(3)**	69.32	3.643	16:53:06.865
3 -	***1:39.965***	50.566	***2:30.531***	**(1)**	***71.00***		***16:55:37.396***
4 -	1:40.810	***50.205***	2:31.015	**(2)**	70.77	0.484	16:58:08.411

Weather / Track : Sunny / Dry

Snetterton 300
Circuit Length = 2.9689 miles
Start: 16:47 Flag 16:59 End: 17:01

Lansdowne Classic Series

RACE 15 - BEST SECTORS

SECTOR 1				SECTOR 2			IDEAL / BEST COMPARISON					
POS	NO	NAME	TIME	NO	NAME	TIME	POS	NO	NAME	IDEAL	BEST	DIFF
									PERFECT LAP	2:13.752		
1	78	STIMPSON	**1:30.048**	78	STIMPSON	**43.704**	*1*	78	STIMPSON	2:13.752	2:13.763	0.011
2	90	CLEWS	**1:31.653**	90	CLEWS	**44.623**	*2*	90	CLEWS	2:16.276	2:16.276	0.000
3	68	RUSSELL	**1:31.905**	68	RUSSELL	**44.741**	*3*	68	RUSSELL	2:16.646	2:16.756	0.110
4	37	LING	**1:32.875**	6	FIRMIN	**45.648**	*4*	37	LING	2:19.316	2:19.644	0.328
5	6	FIRMIN	**1:33.832**	64	BASSETT	**46.024**	*5*	6	FIRMIN	2:19.480	2:19.773	0.293
6	45	PEREZ	**1:33.985**	37	LING	**46.441**	*6*	45	PEREZ	2:20.494	2:20.494	0.000
7	64	BASSETT	**1:34.768**	45	PEREZ	**46.509**	*7*	64	BASSETT	2:20.792	2:20.966	0.174
8	15	CREW	**1:34.900**	15	CREW	**46.777**	*8*	15	CREW	2:21.677	2:21.771	0.094
9	22	PERKIN	**1:36.115**	50	THOMAS	**47.018**	*9*	22	PERKIN	2:23.357	2:23.357	0.000
10	50	THOMAS	**1:37.170**	22	PERKIN	**47.242**	*10*	50	THOMAS	2:24.188	2:24.389	0.201
11	49	HANN	**1:37.297**	42	HORNBY	**47.445**	*11*	42	HORNBY	2:24.890	2:25.268	0.378
12	42	HORNBY	**1:37.445**	49	HANN	**48.218**	*12*	49	HANN	2:25.515	2:25.515	0.000
13	63	COLE	**1:39.965**	17	TONGE	**49.265**	*13*	17	TONGE	2:29.386	2:29.413	0.027
14	17	TONGE	**1:40.121**	63	COLE	**50.205**	*14*	63	COLE	2:30.170	2:30.531	0.361
15	14	CHEVALLEY	**1:44.751**	9	JACKSON	**52.334**	*15*	14	CHEVALLEY	2:37.184	2:37.296	0.112
16	9	JACKSON	**1:45.602**	14	CHEVALLEY	**52.433**	*16*	9	JACKSON	2:37.936	2:38.052	0.116
17	11	RAYNOR	**1:53.277**	11	RAYNOR	**57.005**	*17*	11	RAYNOR	2:50.282	2:50.935	0.653
18												

Weather / Track : Sunny / Dry

Snetterton 300
Circuit Length = 2.9689 miles
Start: 16:47 Flag 16:59 End: 17:01

Results can be found at www.tsl-timing.com

Printed - 17:02 Saturday, 19 May 2018

THE LANSDOWNE CLASSIC SERIES

Lansdowne Classic Series

RACE 7 - CLASSIFICATION

POS	NO	CL	PIC	NAME	ENTRY	LAPS	TIME	GAP	DIFF	MPH	BEST	ON
1	**78**	LBH	1	Dean STIMPSON	Norton - IZZARD RACING	**7**	15:42.905			79.34	**2:13.106**	4
2	**68**	LBH	2	Michael RUSSELL	Norton -	**7**	15:56.764	**13.859**	13.859	78.19	**2:14.114**	3
3	**90**	LBH	3	Sam CLEWS	Norton - Andy Clews Racing	**7**	16:16.942	**34.037**	20.178	76.58	**2:16.564**	2
4	**37**	LBH	4	Clive LING	Norton - Tony Dunnell	**7**	16:22.822	**39.917**	5.880	76.12	**2:19.047**	7
5	**50**	WRR	1	George THOMAS	Norton - Dunnel Manx	**7**	16:38.790	**55.885**	15.968	74.90	**2:20.449**	3
6	**15**	WRR	2	Peter CREW	Norton -	**7**	16:38.837	**55.932**	0.047	74.90	**2:21.063**	3
7	**45**	WRR	3	Sebastian PEREZ	Matchless -	**7**	16:39.439	**56.534**	0.602	74.85	**2:20.325**	7
8	**22**	WRR	4	Tony PERKIN	Norton - Geartech	**7**	16:53.116	**1:10.211**	13.677	73.84	**2:22.300**	7
9	**42**	LBH	5	Andy HORNBY	Norton -	**7**	16:54.876	**1:11.971**	1.760	73.71	**2:21.902**	5
10	**49**	WRR	5	Richard HANN	G50 -	**7**	17:22.670	**1:39.765**	27.794	71.75	**2:27.101**	2
11	**17**	WRR	6	Stuart TONGE	Norton - Stuart Tonge Engineering	**7**	17:44.647	**2:01.742**	21.977	70.27	**2:29.346**	7
12	**63**	WRR	7	Harry COLE	Norton - Respro (UK)Ltd	**7**	17:45.582	**2:02.677**	0.935	70.21	**2:29.320**	7
13	**14**	WRR	8	Jerome CHEVALLEY	Norton - A. F. Chevalley	**6**	15:55.522	**1 Lap**	1 Lap	67.11	**2:35.807**	3
14	**9**	Avon	1	Tim JACKSON	AJS -	**6**	15:58.651	**1 Lap**	3.129	66.89	**2:37.509**	6
15	**11**	WRR	9	Tony RAYNOR	Norton -	**6**	17:11.715	**1 Lap**	1:13.064	62.15	**2:48.200**	2
					NOT CLASSIFIED							
DNF	**6**	LBH		Chris FIRMIN	Matchless - Ripleyland	**3**	7:10.786	**4 Laps**	3 Laps	74.43	**2:21.898**	2
DNF	**64**	WRR		Chris BASSETT	Norton -	**3**	7:12.796	**4 Laps**	2.010	74.08	**2:21.610**	2

FASTEST LAP

78	LBH	Dean STIMPSON	Norton - IZZARD RACING	**4**	2:13.106	80.29 mph	129.22 kph
45	WRR	Sebastian PEREZ	Matchless -	**7**	2:20.325	76.16 mph	122.57 kph
9	Avon	Tim JACKSON	AJS -	**6**	2:37.509	67.85 mph	109.20 kph

Class LBH - 92.5% of Race Speed = 73.38 mph
Class WRR - 92.5% of Race Speed = 69.28 mph
Class Avon - 92.5% of Race Speed = 61.87 mph

Snetterton 300
Circuit Length = 2.9689 miles
Start: 12:15 Flag 12:30 End: 12:33

Weather / Track : Sunny / Dry
These results are provisional until the conclusion of any judicial and technical matters.

Clerk Of Course :		Timekeeper :

Results can be found at www.tsl-timing.com

Printed - 12:33 Sunday, 20 May 2018

Lansdowne Classic Series

RACE 7 - LAP CHART

LAP 1 @ 12:17:36.563

NO	BEHIND	LAP TIME
78		2:21.170
68	0.298	2:21.468
90	2.412	2:23.582
6	4.942	2:26.112
37	5.500	2:26.670
45	7.456	2:28.626
15	8.121	2:29.291
64	8.196	2:29.366
50	8.767	2:29.937
42	9.612	2:30.782
22	10.548	2:31.718
49	13.452	2:34.622
17	16.924	2:38.094
63	18.637	2:39.807
14	27.175	2:48.345
9	27.472	2:48.642
11	33.658	2:54.828

LAP 2 @ 12:19:51.176

NO	BEHIND	LAP TIME
78		2:14.613
68	0.776	2:15.091
90	4.363	2:16.564
37	10.986	2:20.099
6	12.227	2:21.898
45	14.159	2:21.316
15	14.742	2:21.234
64	15.193	2:21.610
50	15.801	2:21.647
42	18.614	2:23.615
22	20.083	2:24.148
49	25.940	2:27.101
17	33.320	2:31.009
63	34.947	2:30.923
14	50.817	2:38.255
9	51.731	2:38.872
11	1:07.245	2:48.200

LAP 3 @ 12:22:04.903

NO	BEHIND	LAP TIME
78		2:13.727
68	1.163	2:14.114
90	7.537	2:16.901
37	16.799	2:19.540
6	21.276	2:22.776
45	21.781	2:21.349
15	22.078	2:21.063
50	22.523	2:20.449
64	23.286	2:21.820
42	29.360	2:24.473
22	30.874	2:24.518
49	39.743	2:27.530
17	52.486	2:32.893
63	53.627	2:32.407
14	1:12.897	2:35.807
9	1:15.609	2:37.605
11	1:45.598	2:52.080

LAP 4 @ 12:24:18.009

NO	BEHIND	LAP TIME
78		2:13.106
68	3.806	2:15.749
90	12.049	2:17.618
37	22.831	2:19.138
15	30.275	2:21.303
45	31.846	2:23.171
50	32.400	2:22.983
22	40.811	2:23.043
42	41.419	2:25.165
49	54.324	2:27.687
17	1:11.347	2:31.967
63	1:12.946	2:32.425
14	1:36.337	2:36.546
9	1:40.207	2:37.704

LAP 5 @ 12:26:31.269

NO	BEHIND	LAP TIME
78		2:13.260
68	6.816	2:16.270
11	1 Lap	2:52.241
90	17.640	2:18.851
37	28.847	2:19.276
15	38.670	2:21.655
50	40.794	2:21.654
45	41.611	2:23.025
42	50.061	2:21.902
22	50.412	2:22.861
49	1:09.033	2:27.969
17	1:29.364	2:31.277
63	1:30.435	2:30.749
14	1:59.510	2:36.433
9	2:05.266	2:38.319

LAP 6 @ 12:28:44.754

NO	BEHIND	LAP TIME
78		2:13.485
68	9.549	2:16.218
90	24.548	2:20.393
37	34.414	2:19.052
15	47.662	2:22.477
50	48.650	2:21.341
45	49.753	2:21.627
11	1 Lap	2:52.749
42	1:00.394	2:23.818
22	1:01.455	2:24.528
49	1:23.778	2:28.230
17	1:45.940	2:30.061
63	1:46.901	2:29.951

LAP 7 @ 12:30:58.298

NO	BEHIND	LAP TIME
78		2:13.544
14	1 Lap	2:40.136
68	13.859	2:17.854
9	1 Lap	2:37.509
90	34.037	2:23.033
37	39.917	2:19.047
50	55.885	2:20.779
15	55.932	2:21.814
45	56.534	2:20.325
22	1:10.211	2:22.300
42	1:11.971	2:25.121
11	1 Lap	2:51.617
49	1:39.765	2:29.531
17	2:01.742	2:29.346
63	2:02.677	2:29.320

Weather / Track : Sunny / Dry

Snetterton 300
Circuit Length = 2.9689 miles
Start: 12:15 Flag 12:30 End: 12:33

Results can be found at www.tsl-timing.com

Printed - 12:34 Sunday, 20 May 2018

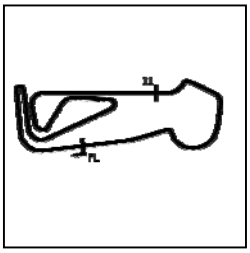

Lansdowne Classic Series

RACE 7 - SECTOR ANALYSIS

SECTOR 1 = FL to I1, SECTOR 2 = I1 to FL, DIFF = Difference To Personal Best Lap, P = Crossed Finish Line in Pit Lane, D = Time Disallowed

P1 78 LBH Dean STIMPSON — Norton - IZZARD RACING

IDEAL LAP TIME : 2:12.758 BEST LAP TIME : 2:13.106 DIFFERENCE : 0.348

LAP	SECTOR 1	SECTOR 2	LAP TIME	MPH	DIFF	TIME OF DAY
1 -		44.073	2:21.170	75.71	8.064	12:17:36.563
2 -	1:30.587	44.026	2:14.613	79.39	1.507	12:19:51.176
3 -	1:29.860	43.867	2:13.727	79.92	0.621	12:22:04.903
4 -	1:29.712	***43.394***	***2:13.106*** **(1)**	***80.29***		***12:24:18.009***
5 -	***1:29.364***	43.896	2:13.260 **(2)**	80.20	0.154	12:26:31.269
6 -	1:29.789	43.696	2:13.485 **(3)**	80.06	0.379	12:28:44.754
7 -	1:30.048	43.496	2:13.544	80.03	0.438	12:30:58.298

P2 68 LBH Michael RUSSELL — Norton -

IDEAL LAP TIME : 2:14.114 BEST LAP TIME : 2:14.114 DIFFERENCE : 0.000

LAP	SECTOR 1	SECTOR 2	LAP TIME	MPH	DIFF	TIME OF DAY
1 -		44.330	2:21.468	75.55	7.354	12:17:36.861
2 -	1:30.942	44.149	2:15.091 **(2)**	79.11	0.977	12:19:51.952
3 -	***1:30.221***	***43.893***	***2:14.114*** **(1)**	***79.69***		***12:22:06.066***
4 -	1:31.058	44.691	2:15.749 **(3)**	78.73	1.635	12:24:21.815
5 -	1:31.542	44.728	2:16.270	78.43	2.156	12:26:38.085
6 -	1:31.574	44.644	2:16.218	78.46	2.104	12:28:54.303
7 -	1:32.243	45.611	2:17.854	77.53	3.740	12:31:12.157

P3 90 LBH Sam CLEWS — Norton - Andy Clews Racing

IDEAL LAP TIME : 2:16.551 BEST LAP TIME : 2:16.564 DIFFERENCE : 0.013

LAP	SECTOR 1	SECTOR 2	LAP TIME	MPH	DIFF	TIME OF DAY
1 -		***44.869***	2:23.582	74.43	7.018	12:17:38.975
2 -	***1:31.682***	44.882	***2:16.564*** **(1)**	***78.26***		***12:19:55.539***
3 -	1:31.932	44.969	2:16.901 **(2)**	78.07	0.337	12:22:12.440
4 -	1:32.629	44.989	2:17.618 **(3)**	77.66	1.054	12:24:30.058
5 -	1:32.548	46.303	2:18.851	76.97	2.287	12:26:48.909
6 -	1:34.444	45.949	2:20.393	76.12	3.829	12:29:09.302
7 -	1:36.163	46.870	2:23.033	74.72	6.469	12:31:32.335

P4 37 LBH Clive LING — Norton - Tony Dunnell

IDEAL LAP TIME : 2:18.762 BEST LAP TIME : 2:19.047 DIFFERENCE : 0.285

LAP	SECTOR 1	SECTOR 2	LAP TIME	MPH	DIFF	TIME OF DAY
1 -		46.560	2:26.670	72.87	7.623	12:17:42.063
2 -	1:33.629	46.470	2:20.099	76.28	1.052	12:20:02.162
3 -	1:33.105	46.435	2:19.540	76.59	0.493	12:22:21.702
4 -	1:32.845	46.293	2:19.138 **(3)**	76.81	0.091	12:24:40.840
5 -	1:33.174	***46.102***	2:19.276	76.74	0.229	12:27:00.116
6 -	1:32.788	46.264	2:19.052 **(2)**	76.86	0.005	12:29:19.168
7 -	***1:32.660***	46.387	***2:19.047*** **(1)**	***76.86***		***12:31:38.215***

P5 50 WRR George THOMAS — Norton - Dunnel Manx

IDEAL LAP TIME : 2:20.423 BEST LAP TIME : 2:20.449 DIFFERENCE : 0.026

LAP	SECTOR 1	SECTOR 2	LAP TIME	MPH	DIFF	TIME OF DAY
1 -		46.710	2:29.937	71.28	9.488	12:17:45.330
2 -	1:35.104	46.543	2:21.647	75.45	1.198	12:20:06.977
3 -	1:34.160	***46.289***	***2:20.449*** **(1)**	***76.09***		***12:22:27.426***
4 -	1:35.029	47.954	2:22.983	74.75	2.534	12:24:50.409
5 -	1:34.597	47.057	2:21.654	75.45	1.205	12:27:12.063
6 -	1:34.554	46.787	2:21.341 **(3)**	75.61	0.892	12:29:33.404
7 -	***1:34.134***	46.645	2:20.779 **(2)**	75.92	0.330	12:31:54.183

P6 15 WRR Peter CREW — Norton -

IDEAL LAP TIME : 2:20.900 BEST LAP TIME : 2:21.063 DIFFERENCE : 0.163

LAP	SECTOR 1	SECTOR 2	LAP TIME	MPH	DIFF	TIME OF DAY

Snetterton 300
Circuit Length = 2.9689 miles
Start: 12:15 Flag 12:30 End: 12:33

Weather / Track : Sunny / Dry

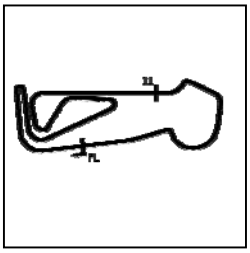

Lansdowne Classic Series

RACE 7 - SECTOR ANALYSIS

SECTOR 1 = FL to I1, SECTOR 2 = I1 to FL, DIFF = Difference To Personal Best Lap, P = Crossed Finish Line in Pit Lane, D = Time Disallowed

1 -		47.298	2:29.291		71.59	8.228	12:17:44.684
2 -	***1:34.259***	46.975	2:21.234	**(2)**	75.67	0.171	12:20:05.918
3 -	1:34.422	***46.641***	***2:21.063***	**(1)**	***75.76***		***12:22:26.981***
4 -	1:34.318	46.985	2:21.303	**(3)**	75.63	0.240	12:24:48.284
5 -	1:34.702	46.953	2:21.655		75.45	0.592	12:27:09.939
6 -	1:35.535	46.942	2:22.477		75.01	1.414	12:29:32.416
7 -	1:34.815	46.999	2:21.814		75.36	0.751	12:31:54.230

P7 45 WRR Sebastian PEREZ

Matchless -

IDEAL LAP TIME : 2:20.325 BEST LAP TIME : 2:20.325 DIFFERENCE : 0.000

LAP	SECTOR 1	SECTOR 2	LAP TIME		MPH	DIFF	TIME OF DAY
1 -		47.224	2:28.626		71.91	8.301	12:17:44.019
2 -	1:34.097	47.219	2:21.316	**(2)**	75.63	0.991	12:20:05.335
3 -	1:34.433	46.916	2:21.349	**(3)**	75.61	1.024	12:22:26.684
4 -	1:35.584	47.587	2:23.171		74.65	2.846	12:24:49.855
5 -	1:35.811	47.214	2:23.025		74.72	2.700	12:27:12.880
6 -	1:34.032	47.595	2:21.627		75.46	1.302	12:29:34.507
7 -	***1:33.722***	***46.603***	***2:20.325***	**(1)**	***76.16***		***12:31:54.832***

P8 22 WRR Tony PERKIN

Norton - Geartech

IDEAL LAP TIME : 2:22.149 BEST LAP TIME : 2:22.300 DIFFERENCE : 0.151

LAP	SECTOR 1	SECTOR 2	LAP TIME		MPH	DIFF	TIME OF DAY
1 -		46.905	2:31.718		70.44	9.418	12:17:47.111
2 -	1:36.407	47.741	2:24.148		74.14	1.848	12:20:11.259
3 -	1:37.246	47.272	2:24.518		73.95	2.218	12:22:35.777
4 -	1:36.264	46.779	2:23.043	**(3)**	74.71	0.743	12:24:58.820
5 -	1:35.785	47.076	2:22.861	**(2)**	74.81	0.561	12:27:21.681
6 -	1:37.899	***46.629***	2:24.528		73.95	2.228	12:29:46.209
7 -	***1:35.520***	46.780	***2:22.300***	**(1)**	***75.10***		***12:32:08.509***

P9 42 LBH Andy HORNBY

Norton -

IDEAL LAP TIME : 2:21.571 BEST LAP TIME : 2:21.902 DIFFERENCE : 0.331

LAP	SECTOR 1	SECTOR 2	LAP TIME		MPH	DIFF	TIME OF DAY
1 -		46.616	2:30.782		70.88	8.880	12:17:46.175
2 -	1:36.742	46.873	2:23.615	**(2)**	74.42	1.713	12:20:09.790
3 -	1:37.435	47.038	2:24.473		73.97	2.571	12:22:34.263
4 -	1:38.426	46.739	2:25.165		73.62	3.263	12:24:59.428
5 -	***1:35.251***	46.651	***2:21.902***	**(1)**	***75.32***		***12:27:21.330***
6 -	1:36.652	47.166	2:23.818	**(3)**	74.31	1.916	12:29:45.148
7 -	1:38.801	***46.320***	2:25.121		73.64	3.219	12:32:10.269

P10 49 WRR Richard HANN

G50 -

IDEAL LAP TIME : 2:27.101 BEST LAP TIME : 2:27.101 DIFFERENCE : 0.000

LAP	SECTOR 1	SECTOR 2	LAP TIME		MPH	DIFF	TIME OF DAY
1 -		49.423	2:34.622		69.12	7.521	12:17:50.015
2 -	***1:37.708***	***49.393***	***2:27.101***	**(1)**	***72.65***		***12:20:17.116***
3 -	1:37.794	49.736	2:27.530	**(2)**	72.44	0.429	12:22:44.646
4 -	1:37.905	49.782	2:27.687	**(3)**	72.36	0.586	12:25:12.333
5 -	1:38.065	49.904	2:27.969		72.23	0.868	12:27:40.302
6 -	1:38.482	49.748	2:28.230		72.10	1.129	12:30:08.532
7 -	1:38.369	51.162	2:29.531		71.47	2.430	12:32:38.063

P11 17 WRR Stuart TONGE

Norton - Stuart Tonge Engineering

IDEAL LAP TIME : 2:29.346 BEST LAP TIME : 2:29.346 DIFFERENCE : 0.000

LAP	SECTOR 1	SECTOR 2	LAP TIME		MPH	DIFF	TIME OF DAY
1 -		49.546	2:38.094		67.60	8.748	12:17:53.487
2 -	1:41.313	49.696	2:31.009	**(3)**	70.77	1.663	12:20:24.496
3 -	1:43.129	49.764	2:32.893		69.90	3.547	12:22:57.389
4 -	1:41.832	50.135	2:31.967		70.33	2.621	12:25:29.356

Snetterton 300
Circuit Length = 2.9689 miles
Start: 12:15 Flag 12:30 End: 12:33

Weather / Track : Sunny / Dry

Lansdowne Classic Series

RACE 7 - SECTOR ANALYSIS

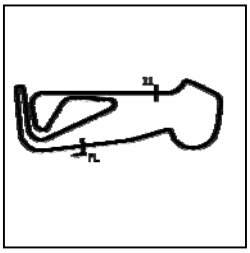

SECTOR 1 = FL to I1, SECTOR 2 = I1 to FL, DIFF = Difference To Personal Best Lap, P = Crossed Finish Line in Pit Lane, D = Time Disallowed

5 -	1:41.816	49.461	2:31.277	70.65	1.931	12:28:00.633
6 -	1:40.782	49.279	2:30.061 (2)	71.22	0.715	12:30:30.694
7 -	***1:40.471***	***48.875***	***2:29.346 (1)***	***71.56***		***12:33:00.040***

P12 63 WRR Harry COLE — Norton - Respro (UK)Ltd

IDEAL LAP TIME : 2:29.204 BEST LAP TIME : 2:29.320 DIFFERENCE : 0.116

LAP	SECTOR 1	SECTOR 2	LAP TIME	MPH	DIFF	TIME OF DAY
1 -		51.065	2:39.807	66.88	10.487	12:17:55.200
2 -	1:40.444	50.479	2:30.923	70.81	1.603	12:20:26.123
3 -	1:41.721	50.686	2:32.407	70.12	3.087	12:22:58.530
4 -	1:41.995	50.430	2:32.425	70.12	3.105	12:25:30.955
5 -	1:40.564	50.185	2:30.749 (3)	70.89	1.429	12:28:01.704
6 -	***1:39.633***	50.318	2:29.951 (2)	71.27	0.631	12:30:31.655
7 -	1:39.749	***49.571***	***2:29.320 (1)***	***71.57***		***12:33:00.975***

P13 14 WRR Jerome CHEVALLEY — Norton - A. F. Chevalley

IDEAL LAP TIME : 2:35.764 BEST LAP TIME : 2:35.807 DIFFERENCE : 0.043

LAP	SECTOR 1	SECTOR 2	LAP TIME	MPH	DIFF	TIME OF DAY
1 -		52.655	2:48.345	63.48	12.538	12:18:03.738
2 -	1:45.849	52.406	2:38.255	67.53	2.448	12:20:41.993
3 -	1:43.880	***51.927***	***2:35.807 (1)***	***68.59***		***12:23:17.800***
4 -	***1:43.837***	52.709	2:36.546 (3)	68.27	0.739	12:25:54.346
5 -	1:44.165	52.268	2:36.433 (2)	68.32	0.626	12:28:30.779
6 -	1:47.870	52.266	2:40.136	66.74	4.329	12:31:10.915

P14 9 Avon Tim JACKSON — AJS -

IDEAL LAP TIME : 2:37.455 BEST LAP TIME : 2:37.509 DIFFERENCE : 0.054

LAP	SECTOR 1	SECTOR 2	LAP TIME	MPH	DIFF	TIME OF DAY
1 -		53.385	2:48.642	63.37	11.133	12:18:04.035
2 -	1:46.044	52.828	2:38.872	67.27	1.363	12:20:42.907
3 -	1:45.527	***52.078***	2:37.605 (2)	67.81	0.096	12:23:20.512
4 -	1:45.434	52.270	2:37.704 (3)	67.77	0.195	12:25:58.216
5 -	1:45.854	52.465	2:38.319	67.50	0.810	12:28:36.535
6 -	***1:45.377***	52.132	***2:37.509 (1)***	***67.85***		***12:31:14.044***

P15 11 WRR Tony RAYNOR — Norton -

IDEAL LAP TIME : 2:47.722 BEST LAP TIME : 2:48.200 DIFFERENCE : 0.478

LAP	SECTOR 1	SECTOR 2	LAP TIME	MPH	DIFF	TIME OF DAY
1 -		***55.865***	2:54.828	61.13	6.628	12:18:10.221
2 -	***1:51.857***	56.343	***2:48.200 (1)***	***63.54***		***12:20:58.421***
3 -	1:54.089	57.991	2:52.080 (3)	62.11	3.880	12:23:50.501
4 -	1:54.401	57.840	2:52.241	62.05	4.041	12:26:42.742
5 -	1:54.904	57.845	2:52.749	61.87	4.549	12:29:35.491
6 -	1:54.397	57.220	2:51.617 (2)	62.27	3.417	12:32:27.108

P16 6 LBH Chris FIRMIN — Matchless - Ripleyland

IDEAL LAP TIME : 2:20.630 BEST LAP TIME : 2:21.898 DIFFERENCE : 1.268

LAP	SECTOR 1	SECTOR 2	LAP TIME	MPH	DIFF	TIME OF DAY
1 -		***46.007***	2:26.112	73.14	4.214	12:17:41.505
2 -	***1:34.623***	47.275	***2:21.898 (1)***	***75.32***		***12:20:03.403***
3 -	1:35.844	46.932	2:22.776 (2)	74.85	0.878	12:22:26.179

P17 64 WRR Chris BASSETT — Norton -

IDEAL LAP TIME : 2:21.402 BEST LAP TIME : 2:21.610 DIFFERENCE : 0.208

LAP	SECTOR 1	SECTOR 2	LAP TIME	MPH	DIFF	TIME OF DAY
1 -		47.155	2:29.366	71.55	7.756	12:17:44.759
2 -	***1:34.280***	47.330	***2:21.610 (1)***	***75.47***		***12:20:06.369***
3 -	1:34.698	***47.122***	2:21.820 (2)	75.36	0.210	12:22:28.189

Weather / Track : Sunny / Dry

Snetterton 300
Circuit Length = 2.9689 miles
Start: 12:15 Flag 12:30 End: 12:33

Lansdowne Classic Series

RACE 7 - BEST SECTORS

SECTOR 1				SECTOR 2			IDEAL / BEST COMPARISON					
POS	NO	NAME	TIME	NO	NAME	TIME	POS	NO	NAME	IDEAL	BEST	DIFF
									PERFECT LAP	2:12.758		
1	78	STIMPSON	**1:29.364**	78	STIMPSON	**43.394**	*1*	78	STIMPSON	2:12.758	2:13.106	0.348
2	68	RUSSELL	**1:30.221**	68	RUSSELL	**43.893**	*2*	68	RUSSELL	2:14.114	2:14.114	0.000
3	90	CLEWS	**1:31.682**	90	CLEWS	**44.869**	*3*	90	CLEWS	2:16.551	2:16.564	0.013
4	37	LING	**1:32.660**	6	FIRMIN	**46.007**	*4*	37	LING	2:18.762	2:19.047	0.285
5	45	PEREZ	**1:33.722**	37	LING	**46.102**	*5*	45	PEREZ	2:20.325	2:20.325	0.000
6	50	THOMAS	**1:34.134**	50	THOMAS	**46.289**	*6*	50	THOMAS	2:20.423	2:20.449	0.026
7	15	CREW	**1:34.259**	42	HORNBY	**46.320**	*7*	6	FIRMIN	2:20.630	2:21.898	1.268
8	64	BASSETT	**1:34.280**	45	PEREZ	**46.603**	*8*	15	CREW	2:20.900	2:21.063	0.163
9	6	FIRMIN	**1:34.623**	22	PERKIN	**46.629**	*9*	64	BASSETT	2:21.402	2:21.610	0.208
10	42	HORNBY	**1:35.251**	15	CREW	**46.641**	*10*	42	HORNBY	2:21.571	2:21.902	0.331
11	22	PERKIN	**1:35.520**	64	BASSETT	**47.122**	*11*	22	PERKIN	2:22.149	2:22.300	0.151
12	49	HANN	**1:37.708**	17	TONGE	**48.875**	*12*	49	HANN	2:27.101	2:27.101	0.000
13	63	COLE	**1:39.633**	49	HANN	**49.393**	*13*	63	COLE	2:29.204	2:29.320	0.116
14	17	TONGE	**1:40.471**	63	COLE	**49.571**	*14*	17	TONGE	2:29.346	2:29.346	0.000
15	14	CHEVALLEY	**1:43.837**	14	CHEVALLEY	**51.927**	*15*	14	CHEVALLEY	2:35.764	2:35.807	0.043
16	9	JACKSON	**1:45.377**	9	JACKSON	**52.078**	*16*	9	JACKSON	2:37.455	2:37.509	0.054
17	11	RAYNOR	**1:51.857**	11	RAYNOR	**55.865**	*17*	11	RAYNOR	2:47.722	2:48.200	0.478

Weather / Track : Sunny / Dry

Snetterton 300
Circuit Length = 2.9689 miles
Start: 12:15 Flag 12:30 End: 12:33

Results can be found at www.tsl-timing.com

Printed - 12:34 Sunday, 20 May 2018

THE LANSDOWNE CLASSIC SERIES

Lansdowne Classic Series

RACE 16 - CLASSIFICATION

POS	NO	CL	PIC	NAME	ENTRY	LAPS	TIME	GAP	DIFF	MPH	BEST	ON
1	**78**	LBH	1	Dean STIMPSON	Norton - IZZARD RACING	**7**	15:43.822			79.26	**2:12.839**	2
2	**68**	LBH	2	Michael RUSSELL	Norton -	**7**	16:14.581	**30.759**	30.759	76.76	**2:16.091**	2
3	**90**	LBH	3	Sam CLEWS	Norton - Andy Clews Racing	**7**	16:34.936	**51.114**	20.355	75.19	**2:20.714**	2
4	**64**	WRR	1	Chris BASSETT	Norton -	**7**	16:35.335	**51.513**	0.399	75.16	**2:20.058**	3
5	**15**	WRR	2	Peter CREW	Norton -	**7**	16:45.034	**1:01.212**	9.699	74.44	**2:21.116**	5
6	**50**	WRR	3	George THOMAS	Norton - Dunnel Manx	**7**	16:45.628	**1:01.806**	0.594	74.39	**2:21.931**	3
7	**42**	LBH	4	Andy HORNBY	Norton -	**7**	17:03.595	**1:19.773**	17.967	73.09	**2:22.970**	7
8	**22**	WRR	4	Tony PERKIN	Norton - Geartech	**7**	17:04.615	**1:20.793**	1.020	73.01	**2:24.352**	7
9	**49**	WRR	5	Richard HANN	G50 -	**7**	17:17.632	**1:33.810**	13.017	72.10	**2:26.119**	3
10	**17**	WRR	6	Stuart TONGE	Norton - Stuart Tonge Engineering	**7**	18:08.312	**2:24.490**	50.680	68.74	**2:31.171**	2
11	**9**	Avon	1	Tim JACKSON	AJS -	**6**	16:08.104	**1 Lap**	1 Lap	66.24	**2:37.779**	6
12	**11**	WRR	7	Tony RAYNOR	Norton -	**6**	17:41.091	**1 Lap**	1:32.987	60.43	**2:55.225**	2
					NOT CLASSIFIED							
DNF	**37**	LBH		Clive LING	Norton - Tony Dunnell	**2**	4:46.918	**5 Laps**	4 Laps	74.50	**2:21.511**	2

FASTEST LAP

78	LBH	Dean STIMPSON	Norton - IZZARD RACING	**2**	2:12.839	80.45 mph	129.48 kph
64	WRR	Chris BASSETT	Norton -	**3**	2:20.058	76.31 mph	122.81 kph
9	Avon	Tim JACKSON	AJS -	**6**	2:37.779	67.74 mph	109.01 kph

Class LBH - 92.5% of Race Speed = 73.31 mph
Class WRR - 92.5% of Race Speed = 69.52 mph
Class Avon - 92.5% of Race Speed = 61.27 mph

Snetterton 300
Circuit Length = 2.9689 miles
Start: 16:24 Flag 16:40 End: 16:42

Weather / Track : Sunny / Dry
These results are provisional until the conclusion of any judicial and technical matters.

Clerk Of Course :		Timekeeper :

Results can be found at www.tsl-timing.com

Printed - 16:43 Sunday, 20 May 2018

Lansdowne Classic Series

RACE 16 - LAP CHART

LAP 1 @ 16:26:48.099

NO	BEHIND	LAP TIME
78		2:19.246
68	3.922	2:23.168
37	6.161	2:25.407
90	6.613	2:25.859
64	8.081	2:27.327
50	9.468	2:28.714
15	12.879	2:32.125
49	13.622	2:32.868
42	13.885	2:33.131
22	14.824	2:34.070
17	18.557	2:37.803
9	29.548	2:48.794
11	39.654	2:58.900

LAP 2 @ 16:29:00.938

NO	BEHIND	LAP TIME
78		2:12.839
68	7.174	2:16.091
90	14.488	2:20.714
37	14.833	2:21.511
64	15.673	2:20.431
50	19.635	2:23.006
15	22.943	2:22.903
42	26.734	2:25.688
49	27.096	2:26.313
22	27.905	2:25.920
17	36.889	2:31.171
9	58.815	2:42.106
11	1:22.040	2:55.225

LAP 3 @ 16:31:14.188

NO	BEHIND	LAP TIME
78		2:13.250
68	10.412	2:16.488
64	22.481	2:20.058
90	22.884	2:21.646
50	28.316	2:21.931
15	32.207	2:22.514
42	38.087	2:24.603
49	39.965	2:26.119
22	40.225	2:25.570
17	58.634	2:34.995
9	1:26.040	2:40.475
11	2:06.246	2:57.456

LAP 4 @ 16:33:28.133

NO	BEHIND	LAP TIME
78		2:13.945
68	13.770	2:17.303
90	30.161	2:21.222
64	30.392	2:21.856
50	37.701	2:23.330
15	41.274	2:23.012
42	50.479	2:26.337
22	51.367	2:25.087
49	53.067	2:27.047
17	1:19.214	2:34.525
9	1:52.215	2:40.120

LAP 5 @ 16:35:42.712

NO	BEHIND	LAP TIME
78		2:14.579
68	17.935	2:18.744
11	1 Lap	2:57.461
90	37.422	2:21.840
64	37.811	2:21.998
50	46.026	2:22.904
15	47.811	2:21.116
42	1:00.998	2:25.098
22	1:01.969	2:25.181
49	1:06.373	2:27.885
17	1:40.323	2:35.688

LAP 6 @ 16:37:57.811

NO	BEHIND	LAP TIME
78		2:15.099
9	1 Lap	2:38.830
68	23.871	2:21.035
90	44.929	2:22.606
64	45.239	2:22.527
50	53.980	2:23.053
15	54.469	2:21.757
22	1:11.305	2:24.435
42	1:11.667	2:25.768
11	1 Lap	2:55.852
49	1:18.788	2:27.514
17	2:02.471	2:37.247

LAP 7 @ 16:40:12.675

NO	BEHIND	LAP TIME
78		2:14.864
9	1 Lap	2:37.779
68	30.759	2:21.752
90	51.114	2:21.049
64	51.513	2:21.138
15	1:01.212	2:21.607
50	1:01.806	2:22.690
42	1:19.773	2:22.970
22	1:20.793	2:24.352
49	1:33.810	2:29.886
11	1 Lap	2:56.197
17	2:24.490	2:36.883

Weather / Track : Sunny / Dry

Snetterton 300
Circuit Length = 2.9689 miles
Start: 16:24 Flag 16:40 End: 16:42

Results can be found at www.tsl-timing.com

Printed - 16:44 Sunday, 20 May 2018

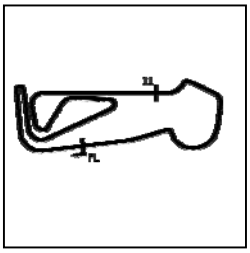

Lansdowne Classic Series

RACE 16 - SECTOR ANALYSIS

SECTOR 1 = FL to I1, SECTOR 2 = I1 to FL, DIFF = Difference To Personal Best Lap, P = Crossed Finish Line in Pit Lane, D = Time Disallowed

P1 78 LBH Dean STIMPSON

Norton - IZZARD RACING

IDEAL LAP TIME : 2:12.839 BEST LAP TIME : 2:12.839 DIFFERENCE : 0.000

LAP	SECTOR 1	SECTOR 2	LAP TIME	MPH	DIFF	TIME OF DAY
1 -		43.496	2:19.246	76.75	6.407	16:26:48.099
2 -	***1:29.372***	***43.467***	***2:12.839 (1)***	***80.45***		***16:29:00.938***
3 -	1:29.577	43.673	2:13.250 **(2)**	80.21	0.411	16:31:14.188
4 -	1:30.125	43.820	2:13.945 **(3)**	79.79	1.106	16:33:28.133
5 -	1:30.381	44.198	2:14.579	79.41	1.740	16:35:42.712
6 -	1:30.369	44.730	2:15.099	79.11	2.260	16:37:57.811
7 -	1:30.728	44.136	2:14.864	79.25	2.025	16:40:12.675

P2 68 LBH Michael RUSSELL

Norton -

IDEAL LAP TIME : 2:16.091 BEST LAP TIME : 2:16.091 DIFFERENCE : 0.000

LAP	SECTOR 1	SECTOR 2	LAP TIME	MPH	DIFF	TIME OF DAY
1 -		44.861	2:23.168	74.65	7.077	16:26:52.021
2 -	***1:31.518***	***44.573***	***2:16.091 (1)***	***78.53***		***16:29:08.112***
3 -	1:31.670	44.818	2:16.488 **(2)**	78.30	0.397	16:31:24.600
4 -	1:32.481	44.822	2:17.303 **(3)**	77.84	1.212	16:33:41.903
5 -	1:33.154	45.590	2:18.744	77.03	2.653	16:36:00.647
6 -	1:33.724	47.311	2:21.035	75.78	4.944	16:38:21.682
7 -	1:34.882	46.870	2:21.752	75.39	5.661	16:40:43.434

P3 90 LBH Sam CLEWS

Norton - Andy Clews Racing

IDEAL LAP TIME : 2:20.550 BEST LAP TIME : 2:20.714 DIFFERENCE : 0.164

LAP	SECTOR 1	SECTOR 2	LAP TIME	MPH	DIFF	TIME OF DAY
1 -		***45.947***	2:25.859	73.27	5.145	16:26:54.712
2 -	1:34.645	46.069	***2:20.714 (1)***	***75.95***		***16:29:15.426***
3 -	1:35.106	46.540	2:21.646	75.45	0.932	16:31:37.072
4 -	***1:34.603***	46.619	2:21.222 **(3)**	75.68	0.508	16:33:58.294
5 -	1:35.295	46.545	2:21.840	75.35	1.126	16:36:20.134
6 -	1:36.030	46.576	2:22.606	74.94	1.892	16:38:42.740
7 -	1:34.717	46.332	2:21.049 **(2)**	75.77	0.335	16:41:03.789

P4 64 WRR Chris BASSETT

Norton -

IDEAL LAP TIME : 2:20.058 BEST LAP TIME : 2:20.058 DIFFERENCE : 0.000

LAP	SECTOR 1	SECTOR 2	LAP TIME	MPH	DIFF	TIME OF DAY
1 -		46.261	2:27.327	72.54	7.269	16:26:56.180
2 -	1:34.102	46.329	2:20.431 **(2)**	76.10	0.373	16:29:16.611
3 -	***1:33.943***	***46.115***	***2:20.058 (1)***	***76.31***		***16:31:36.669***
4 -	1:35.340	46.516	2:21.856	75.34	1.798	16:33:58.525
5 -	1:35.158	46.840	2:21.998	75.26	1.940	16:36:20.523
6 -	1:35.750	46.777	2:22.527	74.98	2.469	16:38:43.050
7 -	1:34.649	46.489	2:21.138 **(3)**	75.72	1.080	16:41:04.188

P5 15 WRR Peter CREW

Norton -

IDEAL LAP TIME : 2:20.886 BEST LAP TIME : 2:21.116 DIFFERENCE : 0.230

LAP	SECTOR 1	SECTOR 2	LAP TIME	MPH	DIFF	TIME OF DAY
1 -		48.007	2:32.125	70.25	11.009	16:27:00.978
2 -	1:35.420	47.483	2:22.903	74.79	1.787	16:29:23.881
3 -	1:35.397	47.117	2:22.514	74.99	1.398	16:31:46.395
4 -	1:36.113	46.899	2:23.012	74.73	1.896	16:34:09.407
5 -	***1:34.457***	46.659	***2:21.116 (1)***	***75.73***		***16:36:30.523***
6 -	1:35.328	***46.429***	2:21.757 **(3)**	75.39	0.641	16:38:52.280
7 -	1:34.860	46.747	2:21.607 **(2)**	75.47	0.491	16:41:13.887

P6 50 WRR George THOMAS

Norton - Dunnel Manx

IDEAL LAP TIME : 2:21.931 BEST LAP TIME : 2:21.931 DIFFERENCE : 0.000

LAP	SECTOR 1	SECTOR 2	LAP TIME	MPH	DIFF	TIME OF DAY

Weather / Track : Sunny / Dry

Snetterton 300
Circuit Length = 2.9689 miles
Start: 16:24 Flag 16:40 End: 16:42

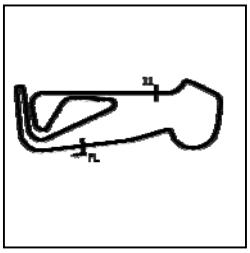

Lansdowne Classic Series

RACE 16 - SECTOR ANALYSIS

SECTOR 1 = FL to I1, SECTOR 2 = I1 to FL, DIFF = Difference To Personal Best Lap, P = Crossed Finish Line in Pit Lane, D = Time Disallowed

1 -		46.964	2:28.714	71.86	6.783	16:26:57.567
2 -	1:36.015	46.991	2:23.006	74.73	1.075	16:29:20.573
3 -	***1:35.210***	***46.721***	***2:21.931 (1)***	***75.30***		***16:31:42.504***
4 -	1:36.466	46.864	2:23.330	74.56	1.399	16:34:05.834
5 -	1:35.757	47.147	2:22.904 (3)	74.79	0.973	16:36:28.738
6 -	1:36.248	46.805	2:23.053	74.71	1.122	16:38:51.791
7 -	1:35.684	47.006	2:22.690 (2)	74.90	0.759	16:41:14.481

P7 42 LBH Andy HORNBY — Norton -

IDEAL LAP TIME : 2:22.970 BEST LAP TIME : 2:22.970 DIFFERENCE : 0.000

LAP	SECTOR 1	SECTOR 2	LAP TIME	MPH	DIFF	TIME OF DAY
1 -		48.802	2:33.131	69.79	10.161	16:27:01.984
2 -	1:37.199	48.489	2:25.688	73.36	2.718	16:29:27.672
3 -	1:37.116	47.487	2:24.603 (2)	73.91	1.633	16:31:52.275
4 -	1:38.420	47.917	2:26.337	73.03	3.367	16:34:18.612
5 -	1:37.566	47.532	2:25.098 (3)	73.66	2.128	16:36:43.710
6 -	1:38.044	47.724	2:25.768	73.32	2.798	16:39:09.478
7 -	***1:36.166***	***46.804***	***2:22.970 (1)***	***74.75***		***16:41:32.448***

P8 22 WRR Tony PERKIN — Norton - Geartech

IDEAL LAP TIME : 2:24.136 BEST LAP TIME : 2:24.352 DIFFERENCE : 0.216

LAP	SECTOR 1	SECTOR 2	LAP TIME	MPH	DIFF	TIME OF DAY
1 -		49.871	2:34.070	69.37	9.718	16:27:02.923
2 -	1:37.916	48.004	2:25.920	73.24	1.568	16:29:28.843
3 -	1:37.794	47.776	2:25.570	73.42	1.218	16:31:54.413
4 -	1:37.433	47.654	2:25.087 (3)	73.66	0.735	16:34:19.500
5 -	1:38.007	47.174	2:25.181	73.61	0.829	16:36:44.681
6 -	***1:37.014***	47.421	2:24.435 (2)	73.99	0.083	16:39:09.116
7 -	1:37.230	***47.122***	***2:24.352 (1)***	***74.04***		***16:41:33.468***

P9 49 WRR Richard HANN — G50 -

IDEAL LAP TIME : 2:25.499 BEST LAP TIME : 2:26.119 DIFFERENCE : 0.620

LAP	SECTOR 1	SECTOR 2	LAP TIME	MPH	DIFF	TIME OF DAY
1 -		49.240	2:32.868	69.91	6.749	16:27:01.721
2 -	1:36.967	49.346	2:26.313 (2)	73.04	0.194	16:29:28.034
3 -	***1:36.746***	49.373	***2:26.119 (1)***	***73.14***		***16:31:54.153***
4 -	1:38.294	***48.753***	2:27.047 (3)	72.68	0.928	16:34:21.200
5 -	1:38.737	49.148	2:27.885	72.27	1.766	16:36:49.085
6 -	1:38.185	49.329	2:27.514	72.45	1.395	16:39:16.599
7 -	1:39.837	50.049	2:29.886	71.30	3.767	16:41:46.485

P10 17 WRR Stuart TONGE — Norton - Stuart Tonge Engineering

IDEAL LAP TIME : 2:31.171 BEST LAP TIME : 2:31.171 DIFFERENCE : 0.000

LAP	SECTOR 1	SECTOR 2	LAP TIME	MPH	DIFF	TIME OF DAY
1 -		50.155	2:37.803	67.73	6.632	16:27:06.656
2 -	***1:41.228***	***49.943***	***2:31.171 (1)***	***70.70***		***16:29:37.827***
3 -	1:41.911	53.084	2:34.995 (3)	68.95	3.824	16:32:12.822
4 -	1:43.307	51.218	2:34.525 (2)	69.16	3.354	16:34:47.347
5 -	1:44.203	51.485	2:35.688	68.65	4.517	16:37:23.035
6 -	1:46.109	51.138	2:37.247	67.97	6.076	16:40:00.282
7 -	1:44.524	52.359	2:36.883	68.12	5.712	16:42:37.165

P11 9 Avon Tim JACKSON — AJS -

IDEAL LAP TIME : 2:37.779 BEST LAP TIME : 2:37.779 DIFFERENCE : 0.000

LAP	SECTOR 1	SECTOR 2	LAP TIME	MPH	DIFF	TIME OF DAY
1 -		53.681	2:48.794	63.32	11.015	16:27:17.647
2 -	1:48.435	53.671	2:42.106	65.93	4.327	16:29:59.753
3 -	1:47.504	52.971	2:40.475	66.60	2.696	16:32:40.228
4 -	1:47.068	53.052	2:40.120 (3)	66.75	2.341	16:35:20.348

Weather / Track : Sunny / Dry

Snetterton 300
Circuit Length = 2.9689 miles
Start: 16:24 Flag 16:40 End: 16:42

Lansdowne Classic Series

RACE 16 - SECTOR ANALYSIS

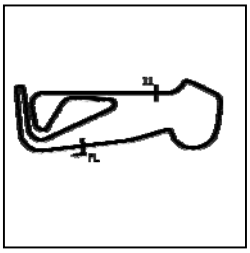

SECTOR 1 = FL to I1, SECTOR 2 = I1 to FL, DIFF = Difference To Personal Best Lap, P = Crossed Finish Line in Pit Lane, D = Time Disallowed

5 -	1:46.142	52.688	2:38.830 **(2)**	67.29	1.051	16:37:59.178
6 -	***1:45.484***	***52.295***	***2:37.779*** **(1)**	***67.74***		***16:40:36.957***

P12 11 WRR Tony RAYNOR Norton -

IDEAL LAP TIME : 2:54.261 BEST LAP TIME : 2:55.225 DIFFERENCE : 0.964

LAP	SECTOR 1	SECTOR 2	LAP TIME	MPH	DIFF	TIME OF DAY
1 -		***58.273***	2:58.900	59.74	3.675	16:27:27.753
2 -	***1:55.988***	59.237	***2:55.225*** **(1)**	***60.99***		***16:30:22.978***
3 -	1:57.793	59.663	2:57.456	60.22	2.231	16:33:20.434
4 -	1:57.787	59.674	2:57.461	60.22	2.236	16:36:17.895
5 -	1:56.769	59.083	2:55.852 **(2)**	60.77	0.627	16:39:13.747
6 -	1:56.385	59.812	2:56.197 **(3)**	60.65	0.972	16:42:09.944

P13 37 LBH Clive LING Norton - Tony Dunnell

IDEAL LAP TIME : 2:20.547 BEST LAP TIME : 2:21.511 DIFFERENCE : 0.964

LAP	SECTOR 1	SECTOR 2	LAP TIME	MPH	DIFF	TIME OF DAY
1 -		***47.136***	2:25.407	73.50	3.896	16:26:54.260
2 -	***1:33.411***	48.100	***2:21.511*** **(1)**	***75.52***		***16:29:15.771***

Weather / Track : Sunny / Dry

Snetterton 300
Circuit Length = 2.9689 miles
Start: 16:24 Flag 16:40 End: 16:42

Lansdowne Classic Series

RACE 16 - BEST SECTORS

SECTOR 1				SECTOR 2			IDEAL / BEST COMPARISON					
POS	NO	NAME	TIME	NO	NAME	TIME	POS	NO	NAME	IDEAL	BEST	DIFF
									PERFECT LAP	2:12.839		
1	78	STIMPSON	**1:29.372**	78	STIMPSON	**43.467**	*1*	78	STIMPSON	2:12.839	2:12.839	0.000
2	68	RUSSELL	**1:31.518**	68	RUSSELL	**44.573**	*2*	68	RUSSELL	2:16.091	2:16.091	0.000
3	37	LING	**1:33.411**	90	CLEWS	**45.947**	*3*	64	BASSETT	2:20.058	2:20.058	0.000
4	64	BASSETT	**1:33.943**	64	BASSETT	**46.115**	*4*	37	LING	2:20.547	2:21.511	0.964
5	15	CREW	**1:34.457**	15	CREW	**46.429**	*5*	90	CLEWS	2:20.550	2:20.714	0.164
6	90	CLEWS	**1:34.603**	50	THOMAS	**46.721**	*6*	15	CREW	2:20.886	2:21.116	0.230
7	50	THOMAS	**1:35.210**	42	HORNBY	**46.804**	*7*	50	THOMAS	2:21.931	2:21.931	0.000
8	42	HORNBY	**1:36.166**	22	PERKIN	**47.122**	*8*	42	HORNBY	2:22.970	2:22.970	0.000
9	49	HANN	**1:36.746**	37	LING	**47.136**	*9*	22	PERKIN	2:24.136	2:24.352	0.216
10	22	PERKIN	**1:37.014**	49	HANN	**48.753**	*10*	49	HANN	2:25.499	2:26.119	0.620
11	17	TONGE	**1:41.228**	17	TONGE	**49.943**	*11*	17	TONGE	2:31.171	2:31.171	0.000
12	9	JACKSON	**1:45.484**	9	JACKSON	**52.295**	*12*	9	JACKSON	2:37.779	2:37.779	0.000
13	11	RAYNOR	**1:55.988**	11	RAYNOR	**58.273**	*13*	11	RAYNOR	2:54.261	2:55.225	0.964

Weather / Track : Sunny / Dry

Snetterton 300
Circuit Length = 2.9689 miles
Start: 16:24 Flag 16:40 End: 16:42

Results can be found at www.tsl-timing.com

Printed - 16:44 Sunday, 20 May 2018

BMCRC-MRO Championships 2018

Team Respro MRO 600 inc Clubman 600

Snetterton 300 Circuit

19th / 20th May 2018

Results Provided by Timing Solutions Ltd
www.tsl-timing.com

Snetterton 300

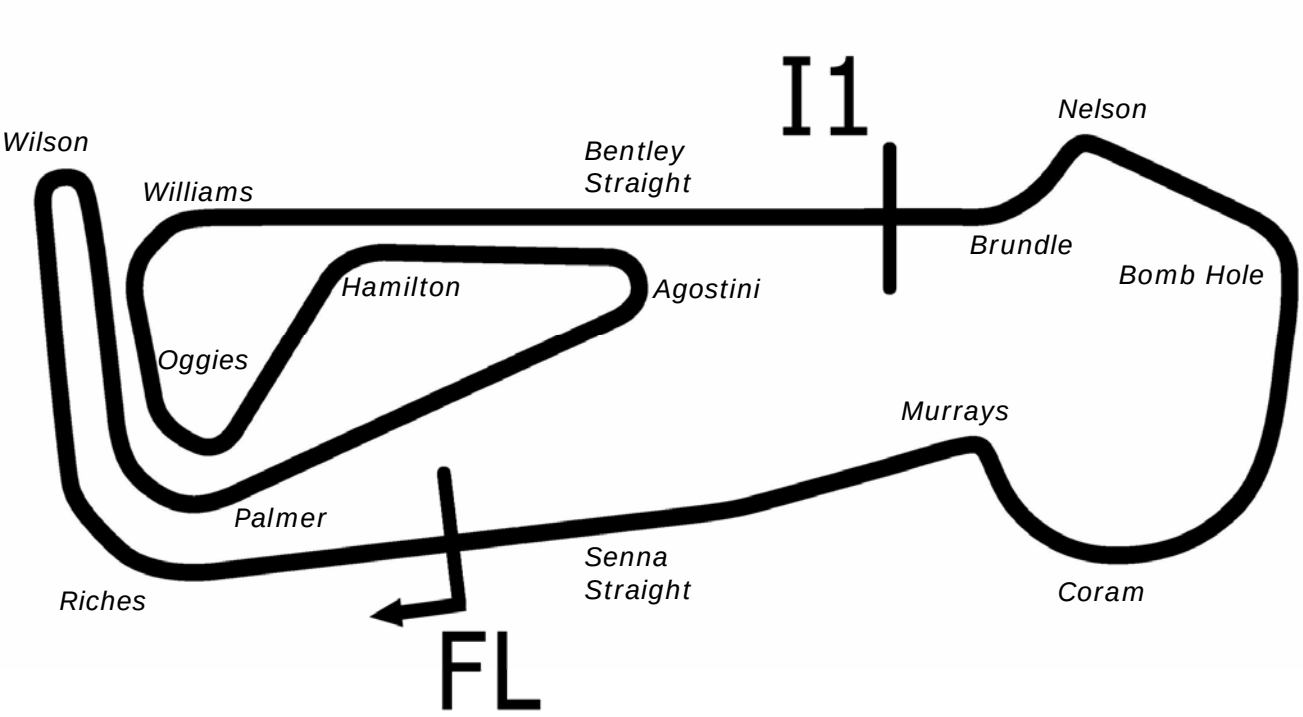

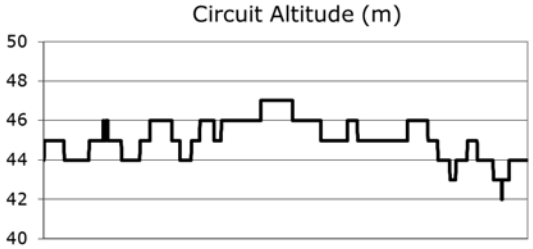

Length	2.9689 miles	4778.0 m	
FL		52.46340 N	0.94476 E
I1	3198m	52.46617 N	0.94964 E
Pit Entry	4572m	52.46364 N	0.94774 E
Pit Exit	40m after FL	52.46338 N	0.94420 E

Pit Entry–Pit Exit 246m, 14.7s @60kph, 11.0s @80kph

All results available at www.tsl-timing.com

Team Respro MRO 600 inc Clubman 600

QUALIFYING - CLASSIFICATION

POS	NO	CL	PIC	NAME	ENTRY	TIME	ON	LAPS	GAP	DIFF	MPH
1	126		1	Luke HOPKINS	Yamaha - Hopkins Racing	1:57.849	5	7			90.69
2	46		2	Harry ROWLINGS	Triumph - Bernard Elliott racing / Steve Jordan motorcycle	1:59.105	4	4	1.256	1.256	89.73
3	14		3	Chris BURRAGE	Yamaha - Seton tuning	2:00.264	7	7	2.415	1.159	88.87
4	56		4	Michael MILLS	Yamaha - A51 Racing	2:00.725	4	7	2.876	0.461	88.53
5	173		5	Stephen DRAPER	Kawasaki -	2:00.960	5	7	3.111	0.235	88.36
6	11		6	Josh HARVEY	Yamaha - NR Racing	2:01.428	6	7	3.579	0.468	88.01
7	81	C	1	Liam DUFFETT	Triumph -	2:03.702	6	7	5.853	2.274	86.40
8	83	C	2	Jason LOOMES	Yamaha -	2:03.717	3	7	5.868	0.015	86.39
9	17	C	3	Philip BAKER	Triumph - Ashford accident repair centre	2:04.038	6	6	6.189	0.321	86.16
10	44		7	Hayden PLATTON	Kawasaki - NR Racing	2:04.133	6	6	6.284	0.095	86.10
11	34		8	Michael ROSE	Yamaha - Rose Racing	2:04.234	4	4	6.385	0.101	86.03
12	60	C	4	Jack YOUNGE	Yamaha - Chase Timber Products	2:04.302	6	6	6.453	0.068	85.98
13	124		9	Kurtis BUTLER	Kawasaki - PGVM / 3vk	2:04.326	3	6	6.477	0.024	85.96
14	156	C	5	Michael STONE	Kawasaki -	2:04.429	4	5	6.580	0.103	85.89
15	118		10	James PLUMMER	Yamaha - Moremoto	2:04.637	6	6	6.788	0.208	85.75
16	3		11	Joey LAMBDEN	Yamaha -	2:04.668	6	6	6.819	0.031	85.73
17	661	C	6	Cameron HARRIS	Yamaha - HARRIS PERFORMANCE	2:04.889	3	6	7.040	0.221	85.58
18	24		12	Mark TURNER	Yamaha -	2:05.557	6	6	7.708	0.668	85.12
19	29	C	7	Charlie STONE	Kawasaki -	2:06.041	4	6	8.192	0.484	84.79
20	99		13	Michael SIMMONS	Yamaha - Westcountry Windings	2:06.116	4	6	8.267	0.075	84.74
21	53	C	8	Jason SIGGS	Yamaha - J Siggs Construction	2:06.260	6	6	8.411	0.144	84.65
22	199		14	Lloyd COLLINS	Honda - Warren Drives	2:06.634	5	6	8.785	0.374	84.40
23	40		15	David SHELVEY	Suzuki - ymark.com	2:06.981	6	6	9.132	0.347	84.17
24	143	C	9	Daire PRENDERGAST	Kawasaki -	2:07.364	6	6	9.515	0.383	83.91
25	80	C	10	Stephen KIMMINGS	Yamaha - S T Engineering	2:08.416	5	6	10.567	1.052	83.23
26	181	C	11	Gary CROFT	Yamaha - Big G Racing, Acle Locksmiths & Ezza-bean	2:08.856	6	6	11.007	0.440	82.94
27	57	C	12	Theo RUTTER	Yamaha - Sublime Designs Racing/RRC	2:09.093	6	6	11.244	0.237	82.79
28	88	C	13	Michael STANLEY	Triumph -	2:09.138	4	6	11.289	0.045	82.76
29	129	C	14	Christopher STUART	Yamaha - Stuart Mechanical Engineering	2:13.703	5	6	15.854	4.565	79.93

Snetterton 300
Circuit Length = 2.9689 miles
Start: 09:01 Flag 09:14 End: 09:17

Weather / Track : Bright / Dry

These results are provisional until the conclusion of any judicial and technical matters.

Clerk Of Course :		Timekeeper :

Results can be found at www.tsl-timing.com

Printed - 09:18 Saturday, 19 May 2018

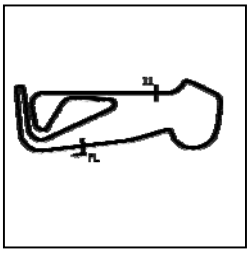

Team Respro MRO 600 inc Clubman 600

QUALIFYING - SECTOR ANALYSIS

SECTOR 1 = FL to I1, SECTOR 2 = I1 to FL, DIFF = Difference To Personal Best Lap, P = Crossed Finish Line in Pit Lane, D = Time Disallowed

P1 126 Luke HOPKINS Yamaha - Hopkins Racing

IDEAL LAP TIME : 1:57.721 BEST LAP TIME : 1:57.849 DIFFERENCE : 0.128

LAP	SECTOR 1	SECTOR 2	LAP TIME	MPH	DIFF	TIME OF DAY
1 -	1:25.987	41.039	2:07.026	84.14	9.177	09:04:17.573
2 -	1:20.749	39.950	2:00.699	88.55	2.850	09:06:18.272
3 -	1:19.553	40.237	1:59.790	89.22	1.941	09:08:18.062
4 -	1:19.305	39.441	1:58.746	90.00	0.897	09:10:16.808
5 -	***1:18.455***	39.394	***1:57.849*** **(1)**	***90.69***		***09:12:14.657***
6 -	1:18.816	***39.266***	1:58.082 **(2)**	90.51	0.233	09:14:12.739
7 -	1:19.006	39.319	1:58.325 **(3)**	90.32	0.476	09:16:11.064

P2 46 Harry ROWLINGS Triumph - Bernard Elliott racing / Steve Jordan motorcycles

IDEAL LAP TIME : 1:59.105 BEST LAP TIME : 1:59.105 DIFFERENCE : 0.000

LAP	SECTOR 1	SECTOR 2	LAP TIME	MPH	DIFF	TIME OF DAY
1 -	1:25.771	40.768	2:06.539	84.46	7.434	09:04:17.557
2 -	1:21.046	39.999	2:01.045 **(3)**	88.29	1.940	09:06:18.602
3 -	1:19.660	39.860	1:59.520 **(2)**	89.42	0.415	09:08:18.122
4 -	***1:19.428***	***39.677***	***1:59.105*** **(1)**	***89.73***		***09:10:17.227***

P3 14 Chris BURRAGE Yamaha - Seton tuning

IDEAL LAP TIME : 2:00.264 BEST LAP TIME : 2:00.264 DIFFERENCE : 0.000

LAP	SECTOR 1	SECTOR 2	LAP TIME	MPH	DIFF	TIME OF DAY
1 -	1:30.132	42.130	2:12.262	80.80	11.998	09:04:28.394
2 -	1:23.595	42.183	2:05.778	84.97	5.514	09:06:34.172
3 -	1:22.391	40.691	2:03.082	86.83	2.818	09:08:37.254
4 -	1:20.391	40.846	2:01.237 **(3)**	88.15	0.973	09:10:38.491
5 -	1:20.557	40.409	2:00.966 **(2)**	88.35	0.702	09:12:39.457
6 -	1:20.750	40.895	2:01.645	87.86	1.381	09:14:41.102
7 -	***1:19.856***	***40.408***	***2:00.264*** **(1)**	***88.87***		***09:16:41.366***

P4 56 Michael MILLS Yamaha - A51 Racing

IDEAL LAP TIME : 2:00.725 BEST LAP TIME : 2:00.725 DIFFERENCE : 0.000

LAP	SECTOR 1	SECTOR 2	LAP TIME	MPH	DIFF	TIME OF DAY
1 -	1:26.988	42.321	2:09.309	82.65	8.584	09:04:21.650
2 -	1:22.391	41.263	2:03.654	86.43	2.929	09:06:25.304
3 -	1:20.971	40.932	2:01.903 **(2)**	87.67	1.178	09:08:27.207
4 -	***1:20.352***	***40.373***	***2:00.725*** **(1)**	***88.53***		***09:10:27.932***
5 -	1:20.876	41.314	2:02.190 **(3)**	87.47	1.465	09:12:30.122
6 -	1:21.607	41.251	2:02.858	86.99	2.133	09:14:32.980
7 -	1:22.086	42.047	2:04.133	86.10	3.408	09:16:37.113

P5 173 Stephen DRAPER Kawasaki -

IDEAL LAP TIME : 2:00.943 BEST LAP TIME : 2:00.960 DIFFERENCE : 0.017

LAP	SECTOR 1	SECTOR 2	LAP TIME	MPH	DIFF	TIME OF DAY
1 -	1:26.801	41.586	2:08.387	83.24	7.427	09:04:20.702
2 -	1:21.903	40.722	2:02.625	87.16	1.665	09:06:23.327
3 -	1:21.288	***40.451***	2:01.739 **(3)**	87.79	0.779	09:08:25.066
4 -	1:20.768	40.523	2:01.291 **(2)**	88.11	0.331	09:10:26.357
5 -	***1:20.492***	40.468	***2:00.960*** **(1)**	***88.36***		***09:12:27.317***
6 -	1:21.264	40.574	2:01.838	87.72	0.878	09:14:29.155
7 -	1:21.248	41.132	2:02.380	87.33	1.420	09:16:31.535

P6 11 Josh HARVEY Yamaha - NR Racing

IDEAL LAP TIME : 2:01.313 BEST LAP TIME : 2:01.428 DIFFERENCE : 0.115

LAP	SECTOR 1	SECTOR 2	LAP TIME	MPH	DIFF	TIME OF DAY
1 -	1:30.218	42.736	2:12.954	80.38	11.526	09:04:27.837
2 -	1:22.051	41.145	2:03.196	86.75	1.768	09:06:31.033
3 -	1:21.137	41.048	2:02.185 **(3)**	87.47	0.757	09:08:33.218

Snetterton 300
Circuit Length = 2.9689 miles
Start: 09:01 Flag 09:14 End: 09:17

Weather / Track : Bright / Dry

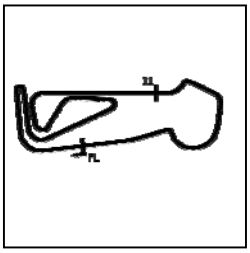

Team Respro MRO 600 inc Clubman 600

QUALIFYING - SECTOR ANALYSIS

SECTOR 1 = FL to I1, SECTOR 2 = I1 to FL, DIFF = Difference To Personal Best Lap, P = Crossed Finish Line in Pit Lane, D = Time Disallowed

4 -	***1:20.814***	40.928	2:01.742 **(2)**	87.79	0.314	09:10:34.960
5 -	1:25.874	41.149	2:07.023	84.14	5.595	09:12:41.983
6 -	1:20.929	***40.499***	***2:01.428*** **(1)**	***88.01***		***09:14:43.411***
7 -	1:35.280	47.967	2:23.247	74.61	21.819	09:17:06.658

P7 81 C Liam DUFFETT — Triumph -

IDEAL LAP TIME : 2:03.702 BEST LAP TIME : 2:03.702 DIFFERENCE : 0.000

LAP	SECTOR 1	SECTOR 2	LAP TIME	MPH	DIFF	TIME OF DAY
1 -	1:28.514	43.665	2:12.179	80.86	8.477	09:04:27.333
2 -	1:23.701	42.337	2:06.038	84.80	2.336	09:06:33.371
3 -	1:23.500	41.919	2:05.419	85.21	1.717	09:08:38.790
4 -	1:22.378	41.655	2:04.033 **(2)**	86.17	0.331	09:10:42.823
5 -	1:22.585	41.816	2:04.401 **(3)**	85.91	0.699	09:12:47.224
6 -	***1:22.330***	***41.372***	***2:03.702*** **(1)**	***86.40***		***09:14:50.926***
7 -	1:22.947	41.627	2:04.574	85.79	0.872	09:16:55.500

P8 83 C Jason LOOMES — Yamaha -

IDEAL LAP TIME : 2:03.631 BEST LAP TIME : 2:03.717 DIFFERENCE : 0.086

LAP	SECTOR 1	SECTOR 2	LAP TIME	MPH	DIFF	TIME OF DAY
1 -	1:30.790	43.456	2:14.246	79.61	10.529	09:04:27.816
2 -	1:24.360	***41.295***	2:05.655	85.05	1.938	09:06:33.471
3 -	***1:22.336***	41.381	***2:03.717*** **(1)**	***86.39***		***09:08:37.188***
4 -	1:22.473	41.301	2:03.774 **(2)**	86.35	0.057	09:10:40.962
5 -	1:22.747	41.664	2:04.411	85.90	0.694	09:12:45.373
6 -	1:23.185	41.367	2:04.552	85.81	0.835	09:14:49.925
7 -	1:22.490	41.725	2:04.215 **(3)**	86.04	0.498	09:16:54.140

P9 17 C Philip BAKER — Triumph - Ashford accident repair centre

IDEAL LAP TIME : 2:03.112 BEST LAP TIME : 2:04.038 DIFFERENCE : 0.926

LAP	SECTOR 1	SECTOR 2	LAP TIME	MPH	DIFF	TIME OF DAY
1 -	1:39.926	44.002	2:23.928	74.25	19.890	09:04:44.888
2 -	1:26.531	41.372	2:07.903	83.56	3.865	09:06:52.791
3 -	1:25.255	***41.129***	2:06.384	84.56	2.346	09:08:59.175
4 -	***1:21.983***	42.284	2:04.267 **(2)**	86.00	0.229	09:11:03.442
5 -	1:24.276	41.429	2:05.705 **(3)**	85.02	1.667	09:13:09.147
6 -	1:22.372	41.666	***2:04.038*** **(1)**	***86.16***		***09:15:13.185***

P10 44 Hayden PLATTON — Kawasaki - NR Racing

IDEAL LAP TIME : 2:04.133 BEST LAP TIME : 2:04.133 DIFFERENCE : 0.000

LAP	SECTOR 1	SECTOR 2	LAP TIME	MPH	DIFF	TIME OF DAY
1 -	1:29.350	44.063	2:13.413	80.11	9.280	09:04:27.441
2 -	1:24.324	43.312	2:07.636	83.73	3.503	09:06:35.077
3 -	1:23.092	42.364	2:05.456 **(2)**	85.19	1.323	09:08:40.533
4 -	1:24.055	42.133	2:06.188	84.69	2.055	09:10:46.721
5 -	1:23.622	41.984	2:05.606 **(3)**	85.09	1.473	09:12:52.327
6 -	***1:22.342***	***41.791***	***2:04.133*** **(1)**	***86.10***		***09:14:56.460***

P11 34 Michael ROSE — Yamaha - Rose Racing

IDEAL LAP TIME : 2:04.044 BEST LAP TIME : 2:04.234 DIFFERENCE : 0.190

LAP	SECTOR 1	SECTOR 2	LAP TIME	MPH	DIFF	TIME OF DAY
1 -	OUTLAP	42.291	2:13.418	80.10	9.184	09:06:44.337
2 -	1:23.051	***41.446***	2:04.497 **(2)**	85.85	0.263	09:08:48.834
3 -	1:23.038	41.854	2:04.892 **(3)**	85.57	0.658	09:10:53.726
4 -	***1:22.598***	41.636	***2:04.234*** **(1)**	***86.03***		***09:12:57.960***

P12 60 C Jack YOUNGE — Yamaha - Chase Timber Products

IDEAL LAP TIME : 2:04.302 BEST LAP TIME : 2:04.302 DIFFERENCE : 0.000

LAP	SECTOR 1	SECTOR 2	LAP TIME	MPH	DIFF	TIME OF DAY

Weather / Track : Bright / Dry

Snetterton 300
Circuit Length = 2.9689 miles
Start: 09:01 Flag 09:14 End: 09:17

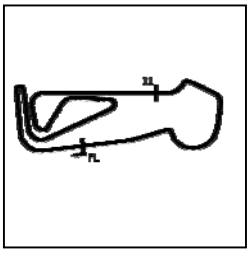

Team Respro MRO 600 inc Clubman 600

QUALIFYING - SECTOR ANALYSIS

SECTOR 1 = FL to I1, SECTOR 2 = I1 to FL, DIFF = Difference To Personal Best Lap, P = Crossed Finish Line in Pit Lane, D = Time Disallowed

1 -	1:35.265	43.909	2:19.174		76.79	14.872	09:04:38.791
2 -	1:28.560	44.561	2:13.121		80.28	8.819	09:06:51.912
3 -	1:26.213	43.176	2:09.389		82.60	5.087	09:09:01.301
4 -	1:24.587	42.646	2:07.233	(3)	84.00	2.931	09:11:08.534
5 -	1:23.418	41.870	2:05.288	(2)	85.30	0.986	09:13:13.822
6 -	***1:22.614***	***41.688***	***2:04.302***	**(1)**	***85.98***		***09:15:18.124***

P13 124 Kurtis BUTLER — Kawasaki - PGVM / 3vk

IDEAL LAP TIME : 2:04.299 BEST LAP TIME : 2:04.326 DIFFERENCE : 0.027

LAP	SECTOR 1	SECTOR 2	LAP TIME		MPH	DIFF	TIME OF DAY
1 -	1:32.358	44.178	2:16.536		78.28	12.210	09:04:29.485
2 -	1:24.906	42.645	2:07.551		83.79	3.225	09:06:37.036
3 -	1:22.356	***41.970***	***2:04.326***	**(1)**	***85.96***		***09:08:41.362***
4 -	1:23.365	42.444	2:05.809		84.95	1.483	09:10:47.171
5 -	1:23.574	42.194	2:05.768	(3)	84.98	1.442	09:12:52.939
6 -	***1:22.329***	42.148	2:04.477	(2)	85.86	0.151	09:14:57.416

P14 156 C Michael STONE — Kawasaki -

IDEAL LAP TIME : 2:04.429 BEST LAP TIME : 2:04.429 DIFFERENCE : 0.000

LAP	SECTOR 1	SECTOR 2	LAP TIME		MPH	DIFF	TIME OF DAY
1 -	1:36.692	45.027	2:21.719		75.41	17.290	09:04:37.954
2 -	1:26.876	42.814	2:09.690		82.41	5.261	09:06:47.644
3 -	1:24.688	42.047	2:06.735	(3)	84.33	2.306	09:08:54.379
4 -	***1:22.880***	***41.549***	***2:04.429***	**(1)**	***85.89***		***09:10:58.808***
5 -	1:24.247	42.171	2:06.418	(2)	84.54	1.989	09:13:05.226

P15 118 James PLUMMER — Yamaha - Moremoto

IDEAL LAP TIME : 2:04.368 BEST LAP TIME : 2:04.637 DIFFERENCE : 0.269

LAP	SECTOR 1	SECTOR 2	LAP TIME		MPH	DIFF	TIME OF DAY
1 -	1:33.727	44.277	2:18.004		77.44	13.367	09:04:55.884
2 -	1:25.808	42.747	2:08.555		83.14	3.918	09:07:04.439
3 -	1:23.887	***41.727***	2:05.614	(2)	85.08	0.977	09:09:10.053
4 -	1:23.339	44.294	2:07.633		83.74	2.996	09:11:17.686
5 -	1:24.162	41.835	2:05.997	(3)	84.82	1.360	09:13:23.683
6 -	***1:22.641***	41.996	***2:04.637***	**(1)**	***85.75***		***09:15:28.320***

P16 3 Joey LAMBDEN — Yamaha -

IDEAL LAP TIME : 2:04.539 BEST LAP TIME : 2:04.668 DIFFERENCE : 0.129

LAP	SECTOR 1	SECTOR 2	LAP TIME		MPH	DIFF	TIME OF DAY
1 -	1:42.205	48.500	2:30.705		70.92	26.037	09:05:10.311
2 -	1:33.462	46.262	2:19.724		76.49	15.056	09:07:30.035
3 -	1:28.500	43.708	2:12.208		80.84	7.540	09:09:42.243
4 -	1:26.584	43.128	2:09.712	(3)	82.39	5.044	09:11:51.955
5 -	1:23.952	***41.593***	2:05.545	(2)	85.13	0.877	09:13:57.500
6 -	***1:22.946***	41.722	***2:04.668***	**(1)**	***85.73***		***09:16:02.168***

P17 661 C Cameron HARRIS — Yamaha - HARRIS PERFORMANCE

IDEAL LAP TIME : 2:04.701 BEST LAP TIME : 2:04.889 DIFFERENCE : 0.188

LAP	SECTOR 1	SECTOR 2	LAP TIME		MPH	DIFF	TIME OF DAY
1 -	1:30.253	42.879	2:13.132		80.28	8.243	09:04:28.262
2 -	1:25.818	41.941	2:07.759		83.65	2.870	09:06:36.021
3 -	1:23.051	41.838	***2:04.889***	**(1)**	***85.58***		***09:08:40.910***
4 -	1:23.390	41.950	2:05.340	(3)	85.27	0.451	09:10:46.250
5 -	1:23.815	***41.685***	2:05.500		85.16	0.611	09:12:51.750
6 -	***1:23.016***	42.322	2:05.338	(2)	85.27	0.449	09:14:57.088

Weather / Track : Bright / Dry

Snetterton 300
Circuit Length = 2.9689 miles
Start: 09:01 Flag 09:14 End: 09:17

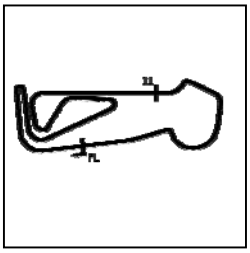

Team Respro MRO 600 inc Clubman 600

QUALIFYING - SECTOR ANALYSIS

SECTOR 1 = FL to I1, SECTOR 2 = I1 to FL, DIFF = Difference To Personal Best Lap, P = Crossed Finish Line in Pit Lane, D = Time Disallowed

P18 24 Mark TURNER Yamaha -

IDEAL LAP TIME : 2:05.406 BEST LAP TIME : 2:05.557 DIFFERENCE : 0.151

LAP	SECTOR 1	SECTOR 2	LAP TIME	MPH	DIFF	TIME OF DAY
1 -	1:35.814	44.859	2:20.673	75.97	15.116	09:04:38.284
2 -	1:28.606	42.542	2:11.148	81.49	5.591	09:06:49.432
3 -	***1:23.738***	43.577	2:07.315	83.94	1.758	09:08:56.747
4 -	1:24.326	42.290	2:06.616 **(3)**	84.41	1.059	09:11:03.363
5 -	1:24.075	***41.668***	2:05.743 **(2)**	84.99	0.186	09:13:09.106
6 -	1:23.855	41.702	***2:05.557*** **(1)**	***85.12***		***09:15:14.663***

P19 29 C Charlie STONE Kawasaki -

IDEAL LAP TIME : 2:06.041 BEST LAP TIME : 2:06.041 DIFFERENCE : 0.000

LAP	SECTOR 1	SECTOR 2	LAP TIME	MPH	DIFF	TIME OF DAY
1 -	1:33.679	44.379	2:18.058	77.41	12.017	09:04:37.460
2 -	1:26.343	43.218	2:09.561	82.49	3.520	09:06:47.021
3 -	1:25.914	42.960	2:08.874	82.93	2.833	09:08:55.895
4 -	***1:24.071***	***41.970***	***2:06.041*** **(1)**	***84.79***		***09:11:01.936***
5 -	1:24.577	42.086	2:06.663 **(2)**	84.38	0.622	09:13:08.599
6 -	1:24.365	42.797	2:07.162 **(3)**	84.05	1.121	09:15:15.761

P20 99 Michael SIMMONS Yamaha - Westcountry Windings

IDEAL LAP TIME : 2:05.701 BEST LAP TIME : 2:06.116 DIFFERENCE : 0.415

LAP	SECTOR 1	SECTOR 2	LAP TIME	MPH	DIFF	TIME OF DAY
1 -	1:29.452	43.448	2:12.900	80.42	6.784	09:05:10.433
2 -	1:26.014	42.724	2:08.738	83.02	2.622	09:07:19.171
3 -	1:24.272	42.400	2:06.672 **(3)**	84.37	0.556	09:09:25.843
4 -	***1:23.804***	42.312	***2:06.116*** **(1)**	***84.74***		***09:11:31.959***
5 -	1:25.716	***41.897***	2:07.613	83.75	1.497	09:13:39.572
6 -	1:24.391	42.031	2:06.422 **(2)**	84.54	0.306	09:15:45.994

P21 53 C Jason SIGGS Yamaha - J Siggs Construction

IDEAL LAP TIME : 2:06.260 BEST LAP TIME : 2:06.260 DIFFERENCE : 0.000

LAP	SECTOR 1	SECTOR 2	LAP TIME	MPH	DIFF	TIME OF DAY
1 -	1:34.061	45.255	2:19.316	76.71	13.056	09:04:36.989
2 -	1:26.511	43.180	2:09.691	82.41	3.431	09:06:46.680
3 -	1:25.687	43.684	2:09.371	82.61	3.111	09:08:56.051
4 -	1:24.793	42.459	2:07.252 **(2)**	83.99	0.992	09:11:03.303
5 -	1:25.250	42.044	2:07.294 **(3)**	83.96	1.034	09:13:10.597
6 -	***1:24.265***	***41.995***	***2:06.260*** **(1)**	***84.65***		***09:15:16.857***

P22 199 Lloyd COLLINS Honda - Warren Drives

IDEAL LAP TIME : 2:06.634 BEST LAP TIME : 2:06.634 DIFFERENCE : 0.000

LAP	SECTOR 1	SECTOR 2	LAP TIME	MPH	DIFF	TIME OF DAY
1 -	1:36.423	45.037	2:21.460	75.55	14.826	09:04:39.669
2 -	1:28.418	43.706	2:12.124	80.89	5.490	09:06:51.793
3 -	1:26.243	42.786	2:09.029	82.83	2.395	09:09:00.822
4 -	1:24.861	42.512	2:07.373 **(3)**	83.91	0.739	09:11:08.195
5 -	***1:24.671***	***41.963***	***2:06.634*** **(1)**	***84.40***		***09:13:14.829***
6 -	1:24.850	42.237	2:07.087 **(2)**	84.10	0.453	09:15:21.916

P23 40 David SHELVEY Suzuki - ymark.com

IDEAL LAP TIME : 2:06.981 BEST LAP TIME : 2:06.981 DIFFERENCE : 0.000

LAP	SECTOR 1	SECTOR 2	LAP TIME	MPH	DIFF	TIME OF DAY
1 -	1:35.227	45.295	2:20.522	76.05	13.541	09:05:31.264
2 -	1:27.641	44.466	2:12.107	80.90	5.126	09:07:43.371
3 -	1:26.176	44.069	2:10.245	82.06	3.264	09:09:53.616
4 -	1:25.745	42.865	2:08.610 **(3)**	83.10	1.629	09:12:02.226
5 -	1:24.937	42.446	2:07.383 **(2)**	83.90	0.402	09:14:09.609

Snetterton 300
Circuit Length = 2.9689 miles
Start: 09:01 Flag 09:14 End: 09:17

Weather / Track : Bright / Dry

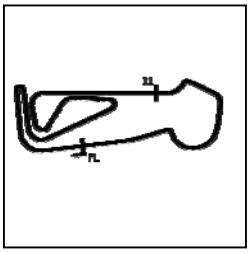

Team Respro MRO 600 inc Clubman 600

QUALIFYING - SECTOR ANALYSIS

SECTOR 1 = FL to I1, SECTOR 2 = I1 to FL, DIFF = Difference To Personal Best Lap, P = Crossed Finish Line in Pit Lane, D = Time Disallowed

6 -	***1:24.727***	***42.254***	***2:06.981***	**(1)**	***84.17***	***09:16:16.590***

P24 143 C Daire PRENDERGAST — Kawasaki -

IDEAL LAP TIME : 2:07.364 BEST LAP TIME : 2:07.364 DIFFERENCE : 0.000

LAP	SECTOR 1	SECTOR 2	LAP TIME		MPH	DIFF	TIME OF DAY
1 -	1:33.024	45.361	2:18.385		77.23	11.021	09:04:35.560
2 -	1:26.950	43.645	2:10.595	**(3)**	81.84	3.231	09:06:46.155
3 -	1:24.479	46.449	2:10.928		81.63	3.564	09:08:57.083
4 -	1:25.409	43.458	2:08.867	**(2)**	82.93	1.503	09:11:05.950
5 -	1:24.207	50.572	2:14.779		79.30	7.415	09:13:20.729
6 -	***1:23.915***	***43.449***	***2:07.364***	**(1)**	***83.91***		***09:15:28.093***

P25 80 C Stephen KIMMINGS — Yamaha - S T Engineering

IDEAL LAP TIME : 2:07.974 BEST LAP TIME : 2:08.416 DIFFERENCE : 0.442

LAP	SECTOR 1	SECTOR 2	LAP TIME		MPH	DIFF	TIME OF DAY
1 -	1:32.084	43.261	2:15.345		78.96	6.929	09:04:30.782
2 -	1:25.854	43.333	2:09.187		82.73	0.771	09:06:39.969
3 -	1:25.791	42.887	2:08.678	**(3)**	83.06	0.262	09:08:48.647
4 -	1:25.802	42.948	2:08.750		83.01	0.334	09:10:57.397
5 -	1:25.651	***42.765***	***2:08.416***	**(1)**	***83.23***		***09:13:05.813***
6 -	***1:25.209***	43.352	2:08.561	**(2)**	83.13	0.145	09:15:14.374

P26 181 C Gary CROFT — Yamaha - Big G Racing, Acle Locksmiths & Ezza-bean

IDEAL LAP TIME : 2:08.657 BEST LAP TIME : 2:08.856 DIFFERENCE : 0.199

LAP	SECTOR 1	SECTOR 2	LAP TIME		MPH	DIFF	TIME OF DAY
1 -	1:38.202	46.042	2:24.244		74.09	15.388	09:04:43.466
2 -	1:29.096	43.758	2:12.854		80.44	3.998	09:06:56.320
3 -	1:26.384	***43.590***	2:09.974	**(2)**	82.23	1.118	09:09:06.294
4 -	1:26.786	44.254	2:11.040	**(3)**	81.56	2.184	09:11:17.334
5 -	1:26.950	44.413	2:11.363		81.36	2.507	09:13:28.697
6 -	***1:25.067***	43.789	***2:08.856***	**(1)**	***82.94***		***09:15:37.553***

P27 57 C Theo RUTTER — Yamaha - Sublime Designs Racing/RRC

IDEAL LAP TIME : 2:09.093 BEST LAP TIME : 2:09.093 DIFFERENCE : 0.000

LAP	SECTOR 1	SECTOR 2	LAP TIME		MPH	DIFF	TIME OF DAY
1 -	1:34.544	46.832	2:21.376		75.60	12.283	09:04:37.777
2 -	1:29.247	45.383	2:14.630		79.38	5.537	09:06:52.407
3 -	1:28.011	45.037	2:13.048		80.33	3.955	09:09:05.455
4 -	1:27.082	44.872	2:11.954	**(3)**	80.99	2.861	09:11:17.409
5 -	1:26.619	44.632	2:11.251	**(2)**	81.43	2.158	09:13:28.660
6 -	***1:25.740***	***43.353***	***2:09.093***	**(1)**	***82.79***		***09:15:37.753***

P28 88 C Michael STANLEY — Triumph -

IDEAL LAP TIME : 2:09.026 BEST LAP TIME : 2:09.138 DIFFERENCE : 0.112

LAP	SECTOR 1	SECTOR 2	LAP TIME		MPH	DIFF	TIME OF DAY
1 -	1:33.274	45.174	2:18.448		77.19	9.310	09:04:55.223
2 -	2:03.946	45.024	2:48.970		63.25	39.832	09:07:44.193
3 -	1:26.280	43.275	2:09.555	**(3)**	82.49	0.417	09:09:53.748
4 -	1:26.155	***42.983***	***2:09.138***	**(1)**	***82.76***		***09:12:02.886***
5 -	1:46.936	45.010	2:31.946		70.34	22.808	09:14:34.832
6 -	***1:26.043***	43.443	2:09.486	**(2)**	82.54	0.348	09:16:44.318

P29 129 C Christopher STUART — Yamaha - Stuart Mechanical Engineering

IDEAL LAP TIME : 2:13.172 BEST LAP TIME : 2:13.703 DIFFERENCE : 0.531

LAP	SECTOR 1	SECTOR 2	LAP TIME		MPH	DIFF	TIME OF DAY
1 -	1:36.842	46.949	2:23.791		74.33	10.088	09:04:42.329
2 -	1:32.138	45.806	2:17.944		77.48	4.241	09:07:00.273
3 -	1:29.074	***44.711***	2:13.785	**(2)**	79.88	0.082	09:09:14.058

Weather / Track : Bright / Dry

Snetterton 300
Circuit Length = 2.9689 miles
Start: 09:01 Flag 09:14 End: 09:17

Team Respro MRO 600 inc Clubman 600

QUALIFYING - SECTOR ANALYSIS

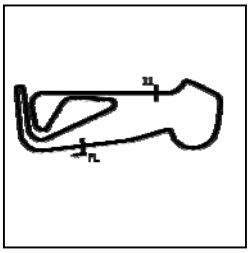

SECTOR 1 = FL to I1, SECTOR 2 = I1 to FL, DIFF = Difference To Personal Best Lap, P = Crossed Finish Line in Pit Lane, D = Time Disallowed

4 -	***1:28.461***	46.118	2:14.579	**(3)**	79.41	0.876	09:11:28.637
5 -	1:28.912	44.791	***2:13.703***	**(1)**	***79.93***		***09:13:42.340***
6 -	1:29.426	45.279	2:14.705		79.34	1.002	09:15:57.045

Weather / Track : Bright / Dry

Snetterton 300
Circuit Length = 2.9689 miles
Start: 09:01 Flag 09:14 End: 09:17

Team Respro MRO 600 inc Clubman 600

QUALIFYING - BEST SECTORS

SECTOR 1				SECTOR 2			IDEAL / BEST COMPARISON					
POS	NO	NAME	TIME	NO	NAME	TIME	POS	NO	NAME	IDEAL	BEST	DIFF
									PERFECT LAP	1:57.721		
1	126	HOPKINS	**1:18.455**	126	HOPKINS	**39.266**	1	126	HOPKINS	1:57.721	1:57.849	0.128
2	46	ROWLINGS	**1:19.428**	46	ROWLINGS	**39.677**	2	46	ROWLINGS	1:59.105	1:59.105	0.000
3	14	BURRAGE	**1:19.856**	56	MILLS	**40.373**	3	14	BURRAGE	2:00.264	2:00.264	0.000
4	56	MILLS	**1:20.352**	14	BURRAGE	**40.408**	4	56	MILLS	2:00.725	2:00.725	0.000
5	173	DRAPER	**1:20.492**	173	DRAPER	**40.451**	5	173	DRAPER	2:00.943	2:00.960	0.017
6	11	HARVEY	**1:20.814**	11	HARVEY	**40.499**	6	11	HARVEY	2:01.313	2:01.428	0.115
7	17	BAKER	**1:21.983**	17	BAKER	**41.129**	7	17	BAKER	2:03.112	2:04.038	0.926
8	124	BUTLER	**1:22.329**	83	LOOMES	**41.295**	8	83	LOOMES	2:03.631	2:03.717	0.086
9	81	DUFFETT	**1:22.330**	81	DUFFETT	**41.372**	9	81	DUFFETT	2:03.702	2:03.702	0.000
10	83	LOOMES	**1:22.336**	34	ROSE	**41.446**	10	34	ROSE	2:04.044	2:04.234	0.190
11	44	PLATTON	**1:22.342**	156	STONE	**41.549**	11	44	PLATTON	2:04.133	2:04.133	0.000
12	34	ROSE	**1:22.598**	3	LAMBDEN	**41.593**	12	124	BUTLER	2:04.299	2:04.326	0.027
13	60	YOUNGE	**1:22.614**	24	TURNER	**41.668**	13	60	YOUNGE	2:04.302	2:04.302	0.000
14	118	PLUMMER	**1:22.641**	661	HARRIS	**41.685**	14	118	PLUMMER	2:04.368	2:04.637	0.269
15	156	STONE	**1:22.880**	60	YOUNGE	**41.688**	15	156	STONE	2:04.429	2:04.429	0.000
16	3	LAMBDEN	**1:22.946**	118	PLUMMER	**41.727**	16	3	LAMBDEN	2:04.539	2:04.668	0.129
17	661	HARRIS	**1:23.016**	44	PLATTON	**41.791**	17	661	HARRIS	2:04.701	2:04.889	0.188
18	24	TURNER	**1:23.738**	99	SIMMONS	**41.897**	18	24	TURNER	2:05.406	2:05.557	0.151
19	99	SIMMONS	**1:23.804**	199	COLLINS	**41.963**	19	99	SIMMONS	2:05.701	2:06.116	0.415
20	143	PRENDERGAST	**1:23.915**	124	BUTLER	**41.970**	20	29	STONE	2:06.041	2:06.041	0.000
21	29	STONE	**1:24.071**	29	STONE	**41.970**	21	53	SIGGS	2:06.260	2:06.260	0.000
22	53	SIGGS	**1:24.265**	53	SIGGS	**41.995**	22	199	COLLINS	2:06.634	2:06.634	0.000
23	199	COLLINS	**1:24.671**	40	SHELVEY	**42.254**	23	40	SHELVEY	2:06.981	2:06.981	0.000
24	40	SHELVEY	**1:24.727**	80	KIMMINGS	**42.765**	24	143	PRENDERGAST	2:07.364	2:07.364	0.000
25	181	CROFT	**1:25.067**	88	STANLEY	**42.983**	25	80	KIMMINGS	2:07.974	2:08.416	0.442
26	80	KIMMINGS	**1:25.209**	57	RUTTER	**43.353**	26	181	CROFT	2:08.657	2:08.856	0.199
27	57	RUTTER	**1:25.740**	143	PRENDERGAST	**43.449**	27	88	STANLEY	2:09.026	2:09.138	0.112
28	88	STANLEY	**1:26.043**	181	CROFT	**43.590**	28	57	RUTTER	2:09.093	2:09.093	0.000
29	129	STUART	**1:28.461**	129	STUART	**44.711**	29	129	STUART	2:13.172	2:13.703	0.531

Weather / Track : Bright / Dry

Snetterton 300
Circuit Length = 2.9689 miles
Start: 09:01 Flag 09:14 End: 09:17

Results can be found at www.tsl-timing.com

Printed - 09:22 Saturday, 19 May 2018

Team Respro MRO 600 inc Clubman 600

RACE 1 - GRID (5 Laps)

ROW 12	1	1	34 171 Wesley PEARCE
ROW 11	33 112 James NAGY	32 82 Andrew SMITH	31 66 Grant WALDER
ROW 10	30 4 Connor MOODY	29 129 Christopher STUART 2:13.703	28 88 Michael STANLEY 2:09.138
ROW 9	27 57 Theo RUTTER 2:09.093	26 181 Gary CROFT 2:08.856	25 80 Stephen KIMMINGS 2:08.416
ROW 8	24 143 Daire PRENDERGAST 2:07.364	23 40 David SHELVEY 2:06.981	22 199 Lloyd COLLINS 2:06.634
ROW 7	21 53 Jason SIGGS 2:06.260	20 99 Michael SIMMONS 2:06.116	19 29 Charlie STONE 2:06.041
ROW 6	18 24 Mark TURNER 2:05.557	17 661 Cameron HARRIS 2:04.889	16 3 Joey LAMBDEN 2:04.668
ROW 5	15 118 James PLUMMER 2:04.637	14 156 Michael STONE 2:04.429	13 124 Kurtis BUTLER 2:04.326
ROW 4	12 60 Jack YOUNGE 2:04.302	11 34 Michael ROSE 2:04.234	10 44 Hayden PLATTON 2:04.133
ROW 3	9 17 Philip BAKER 2:04.038	8 83 Jason LOOMES 2:03.717	7 81 Liam DUFFETT 2:03.702
ROW 2	6 11 Josh HARVEY 2:01.428	5 173 Stephen DRAPER 2:00.960	4 56 Michael MILLS 2:00.725
ROW 1	3 14 Chris BURRAGE 2:00.264	2 46 Harry ROWLINGS 1:59.105	1 126 Luke HOPKINS 1:57.849
			Pole

Snetterton 300
Circuit Length = 2.9689 miles

These results are provisional until the conclusion of any judicial and technical matters.

Clerk Of Course :		Timekeeper :

Results can be found at www.tsl-timing.com

Printed - 09:30 Saturday, 19 May 2018

Team Respro MRO 600 inc Clubman 600

RACE 1 - CLASSIFICATION

POS	NO	CL	PIC	NAME	ENTRY	LAPS	TIME	GAP	DIFF	MPH	BEST	ON
1	**173**		1	Stephen DRAPER	Kawasaki -	**5**	9:56.138			89.64	**1:57.630**	4
2	**126**		2	Luke HOPKINS	Yamaha - Hopkins Racing	**5**	9:58.364	**2.226**	2.226	89.31	**1:57.139**	5
3	**14**		3	Chris BURRAGE	Yamaha - Seton tuning	**5**	10:05.204	**9.066**	6.840	88.30	**1:59.517**	2
4	**56**		4	Michael MILLS	Yamaha - A51 Racing	**5**	10:07.742	**11.604**	2.538	87.93	**1:59.639**	2
5	**11**		5	Josh HARVEY	Yamaha - NR Racing	**5**	10:07.838	**11.700**	0.096	87.91	**2:00.205**	4
6	**17**	C	1	Philip BAKER	Triumph - Ashford accident repair centre	**5**	10:10.772	**14.634**	2.934	87.49	**2:00.034**	2
7	**34**		6	Michael ROSE	Yamaha - Rose Racing	**5**	10:19.188	**23.050**	8.416	86.30	**2:02.308**	4
8	**124**		7	Kurtis BUTLER	Kawasaki - PGVM / 3vk	**5**	10:19.379	**23.241**	0.191	86.28	**2:01.693**	2
9	**44**		8	Hayden PLATTON	Kawasaki - NR Racing	**5**	10:19.618	**23.480**	0.239	86.24	**2:00.662**	5
10	**60**	C	2	Jack YOUNGE	Yamaha - Chase Timber Products	**5**	10:21.361	**25.223**	1.743	86.00	**2:02.059**	5
11	**81**	C	3	Liam DUFFETT	Triumph -	**5**	10:21.707	**25.569**	0.346	85.95	**2:02.758**	4
12	**118**		9	James PLUMMER	Yamaha - Moremoto	**5**	10:21.747	**25.609**	0.040	85.95	**2:01.905**	5
13	**83**	C	4	Jason LOOMES	Yamaha -	**5**	10:21.972	**25.834**	0.225	85.92	**2:02.007**	3
14	**99**		10	Michael SIMMONS	Yamaha - Westcountry Windings	**5**	10:26.016	**29.878**	4.044	85.36	**2:02.492**	3
15	**661**	C	5	Cameron HARRIS	Yamaha - HARRIS PERFORMANCE	**5**	10:28.250	**32.112**	2.234	85.06	**2:02.579**	3
16	**24**	C	6	Mark TURNER	Yamaha -	**5**	10:28.344	**32.206**	0.094	85.04	**2:02.438**	4
17	**199**		11	Lloyd COLLINS	Honda - Warren Drives	**5**	10:28.726	**32.588**	0.382	84.99	**2:02.252**	5
18	**40**		12	David SHELVEY	Suzuki - ymark.com	**5**	10:28.822	**32.684**	0.096	84.98	**2:01.870**	5
19	**156**	C	7	Michael STONE	Kawasaki -	**5**	10:32.728	**36.590**	3.906	84.46	**2:03.001**	5
20	**29**	C	8	Charlie STONE	Kawasaki -	**5**	10:33.743	**37.605**	1.015	84.32	**2:03.653**	4
21	**181**	C	9	Gary CROFT	Yamaha - Big G Racing, Acle Locksmiths & Ezza-be	**5**	10:42.175	**46.037**	8.432	83.21	**2:05.254**	3
22	**53**	C	10	Jason SIGGS	Yamaha - J Siggs Construction	**5**	10:44.768	**48.630**	2.593	82.88	**2:05.325**	4
23	**57**	C	11	Theo RUTTER	Yamaha - Sublime Designs Racing/RRC	**5**	10:46.250	**50.112**	1.482	82.69	**2:06.258**	5
24	**80**	C	12	Stephen KIMMINGS	Yamaha - S T Engineering	**5**	10:47.124	**50.986**	0.874	82.58	**2:06.409**	3
25	**3**		13	Joey LAMBDEN	Yamaha -	**5**	10:47.438	**51.300**	0.314	82.54	**2:03.960**	5
26	**143**	C	13	Daire PRENDERGAST	Kawasaki -	**5**	10:51.319	**55.181**	3.881	82.04	**2:06.861**	2
27	**88**	C	14	Michael STANLEY	Triumph -	**5**	11:00.143	**1:04.005**	8.824	80.95	**2:08.118**	5
28	**129**	C	15	Christopher STUART	Yamaha - Stuart Mechanical Engineering	**5**	11:10.922	**1:14.784**	10.779	79.65	**2:08.932**	5
					NOT CLASSIFIED							
DNF	**46**			Harry ROWLINGS	Triumph - Bernard Elliott racing / Steve Jordan moto	**1**	2:06.661	**4 Laps**	4 Laps	84.38	**2:06.661**	1

FASTEST LAP

126		Luke HOPKINS	Yamaha - Hopkins Racing	**5**	1:57.139	91.24 mph	146.84 kph
17	C	Philip BAKER	Triumph - Ashford accident repair centre	**2**	2:00.034	89.04 mph	143.29 kph

Class - 92.5% of Race Speed = 82.91 mph
Class C - 92.5% of Race Speed = 80.92 mph

Snetterton 300
Circuit Length = 2.9689 miles
Start: 11:44 Flag 11:54 End: 11:55

Weather / Track : Sunny / Dry
These results are provisional until the conclusion of any judicial and technical matters.

Clerk Of Course :		Timekeeper :

Results can be found at www.tsl-timing.com

Printed - 11:56 Saturday, 19 May 2018

Team Respro MRO 600 inc Clubman 600

RACE 1 - LAP CHART

LAP 1 @ 11:46:26.541

NO	BEHIND	LAP TIME
126		2:03.716
173	1.211	2:04.927
14	1.819	2:05.535
46	2.945	2:06.661
11	3.202	2:06.918
56	3.596	2:07.312
17	4.111	2:07.827
81	5.329	2:09.045
34	5.802	2:09.518
44	6.936	2:10.652
118	7.004	2:10.720
124	7.221	2:10.937
60	7.958	2:11.674
83	8.065	2:11.781
661	9.168	2:12.884
156	10.262	2:13.978
99	10.480	2:14.196
199	10.964	2:14.680
29	11.359	2:15.075
24	11.365	2:15.081
40	11.970	2:15.686
181	13.452	2:17.168
53	13.503	2:17.219
57	14.946	2:18.662
80	15.045	2:18.761
143	17.419	2:21.135
88	18.334	2:22.050
3	23.089	2:26.805
129	23.360	2:27.076

LAP 2 @ 11:48:24.261

NO	BEHIND	LAP TIME
126		1:57.720
173	1.272	1:57.781
14	3.616	1:59.517
56	5.515	1:59.639
11	5.759	2:00.277
17	6.425	2:00.034
34	10.425	2:02.343
124	11.194	2:01.693
81	11.239	2:03.630
44	12.499	2:03.283
118	12.645	2:03.361
60	13.154	2:02.916
83	13.363	2:03.018
661	16.142	2:04.694
99	16.873	2:04.113
199	18.042	2:04.798
156	18.391	2:05.849
24	18.456	2:04.811
40	18.749	2:04.499
29	20.278	2:06.639
181	21.959	2:06.227
53	21.999	2:06.216
57	24.923	2:07.697
80	25.336	2:08.011
143	26.560	2:06.861
88	31.403	2:10.789
3	31.646	2:06.277
129	38.677	2:13.037

LAP 3 @ 11:50:21.446

NO	BEHIND	LAP TIME
126		1:57.185
173	2.124	1:58.037
14	6.139	1:59.708
56	8.513	2:00.183
11	8.805	2:00.231
17	9.385	2:00.145
34	15.870	2:02.630
124	16.004	2:01.995
81	17.514	2:03.460
44	18.121	2:02.807
60	18.137	2:02.168
83	18.185	2:02.007
118	18.624	2:03.164
661	21.536	2:02.579
99	22.180	2:02.492
24	24.257	2:02.986
199	24.713	2:03.856
40	25.658	2:04.094
156	26.799	2:05.593
29	27.554	2:04.461
181	30.028	2:05.254
53	30.362	2:05.548
57	34.099	2:06.361
80	34.560	2:06.409
143	37.850	2:08.475
3	39.048	2:04.587
88	44.252	2:10.034
129	51.781	2:10.289

LAP 4 @ 11:52:21.200

NO	BEHIND	LAP TIME
173		1:57.630
126	2.850	2:02.604
14	6.355	1:59.970
56	8.964	2:00.205
11	9.256	2:00.205
17	10.940	2:01.309
34	18.424	2:02.308
124	18.729	2:02.479
81	20.518	2:02.758
44	20.581	2:02.214
60	20.927	2:02.544
83	21.201	2:02.770
118	21.467	2:02.597
661	24.704	2:02.922
99	25.060	2:02.634
24	26.941	2:02.438
199	28.099	2:03.140
40	28.577	2:02.673
156	31.352	2:04.307
29	31.453	2:03.653
53	35.933	2:05.325
181	36.134	2:05.860
80	41.567	2:06.761
57	41.617	2:07.272
3	45.103	2:05.809
143	45.792	2:07.696
88	53.650	2:09.152
129	1:03.615	2:11.588

LAP 5 @ 11:54:18.963

NO	BEHIND	LAP TIME
173		1:57.763
126	2.226	1:57.139
14	9.066	2:00.474
56	11.604	2:00.403
11	11.700	2:00.207
17	14.634	2:01.457
34	23.050	2:02.389
124	23.241	2:02.275
44	23.480	2:00.662
60	25.223	2:02.059
81	25.569	2:02.814
118	25.609	2:01.905
83	25.834	2:02.396
99	29.878	2:02.581
661	32.112	2:05.171
24	32.206	2:03.028
199	32.588	2:02.252
40	32.684	2:01.870
156	36.590	2:03.001
29	37.605	2:03.915
181	46.037	2:07.666
53	48.630	2:10.460
57	50.112	2:06.258
80	50.986	2:07.182
3	51.300	2:03.960
143	55.181	2:07.152
88	1:04.005	2:08.118
129	1:14.784	2:08.932

Snetterton 300
Circuit Length = 2.9689 miles
Start: 11:44 Flag 11:54 End: 11:55

Weather / Track : Sunny / Dry

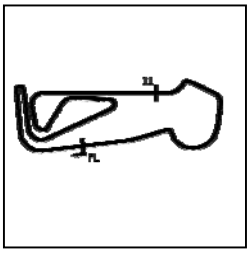

Team Respro MRO 600 inc Clubman 600

RACE 1 - SECTOR ANALYSIS

SECTOR 1 = FL to I1, SECTOR 2 = I1 to FL, DIFF = Difference To Personal Best Lap, P = Crossed Finish Line in Pit Lane, D = Time Disallowed

P1 173 Stephen DRAPER — Kawasaki -

IDEAL LAP TIME : 1:57.572 BEST LAP TIME : 1:57.630 DIFFERENCE : 0.058

LAP	SECTOR 1	SECTOR 2	LAP TIME	MPH	DIFF	TIME OF DAY
1 -		39.542	2:04.927	85.55	7.297	11:46:27.752
2 -	1:18.616	***39.165***	1:57.781 **(3)**	90.74	0.151	11:48:25.533
3 -	1:18.618	39.419	1:58.037	90.54	0.407	11:50:23.570
4 -	***1:18.407***	39.223	***1:57.630*** **(1)**	***90.86***		***11:52:21.200***
5 -	1:18.555	39.208	1:57.763 **(2)**	90.75	0.133	11:54:18.963

P2 126 Luke HOPKINS — Yamaha - Hopkins Racing

IDEAL LAP TIME : 1:56.912 BEST LAP TIME : 1:57.139 DIFFERENCE : 0.227

LAP	SECTOR 1	SECTOR 2	LAP TIME	MPH	DIFF	TIME OF DAY
1 -		39.005	2:03.716	86.39	6.577	11:46:26.541
2 -	1:18.736	38.984	1:57.720 **(3)**	90.79	0.581	11:48:24.261
3 -	***1:18.184***	39.001	1:57.185 **(2)**	91.20	0.046	11:50:21.446
4 -	1:18.325	44.279	2:02.604	87.17	5.465	11:52:24.050
5 -	1:18.411	***38.728***	***1:57.139*** **(1)**	***91.24***		***11:54:21.189***

P3 14 Chris BURRAGE — Yamaha - Seton tuning

IDEAL LAP TIME : 1:59.294 BEST LAP TIME : 1:59.517 DIFFERENCE : 0.223

LAP	SECTOR 1	SECTOR 2	LAP TIME	MPH	DIFF	TIME OF DAY
1 -		***39.729***	2:05.535	85.13	6.018	11:46:28.360
2 -	***1:19.565***	39.952	***1:59.517*** **(1)**	***89.42***		***11:48:27.877***
3 -	1:19.689	40.019	1:59.708 **(2)**	89.28	0.191	11:50:27.585
4 -	1:19.799	40.171	1:59.970 **(3)**	89.08	0.453	11:52:27.555
5 -	1:20.479	39.995	2:00.474	88.71	0.957	11:54:28.029

P4 56 Michael MILLS — Yamaha - A51 Racing

IDEAL LAP TIME : 1:59.496 BEST LAP TIME : 1:59.639 DIFFERENCE : 0.143

LAP	SECTOR 1	SECTOR 2	LAP TIME	MPH	DIFF	TIME OF DAY
1 -		***39.983***	2:07.312	83.95	7.673	11:46:30.137
2 -	***1:19.513***	40.126	***1:59.639*** **(1)**	***89.33***		***11:48:29.776***
3 -	1:19.770	40.413	2:00.183 **(2)**	88.93	0.544	11:50:29.959
4 -	1:19.990	40.215	2:00.205 **(3)**	88.91	0.566	11:52:30.164
5 -	1:20.009	40.394	2:00.403	88.76	0.764	11:54:30.567

P5 11 Josh HARVEY — Yamaha - NR Racing

IDEAL LAP TIME : 2:00.000 BEST LAP TIME : 2:00.205 DIFFERENCE : 0.205

LAP	SECTOR 1	SECTOR 2	LAP TIME	MPH	DIFF	TIME OF DAY
1 -		40.304	2:06.918	84.21	6.713	11:46:29.743
2 -	1:20.179	***40.098***	2:00.277	88.86	0.072	11:48:30.020
3 -	***1:19.902***	40.329	2:00.231 **(3)**	88.89	0.026	11:50:30.251
4 -	1:20.000	40.205	***2:00.205*** **(1)**	***88.91***		***11:52:30.456***
5 -	1:19.919	40.288	2:00.207 **(2)**	88.91	0.002	11:54:30.663

P6 17 C Philip BAKER — Triumph - Ashford accident repair centre

IDEAL LAP TIME : 1:59.876 BEST LAP TIME : 2:00.034 DIFFERENCE : 0.158

LAP	SECTOR 1	SECTOR 2	LAP TIME	MPH	DIFF	TIME OF DAY
1 -		40.022	2:07.827	83.61	7.793	11:46:30.652
2 -	1:20.042	***39.992***	***2:00.034*** **(1)**	***89.04***		***11:48:30.686***
3 -	***1:19.884***	40.261	2:00.145 **(2)**	88.95	0.111	11:50:30.831
4 -	1:21.106	40.203	2:01.309 **(3)**	88.10	1.275	11:52:32.140
5 -	1:20.771	40.686	2:01.457	87.99	1.423	11:54:33.597

P7 34 Michael ROSE — Yamaha - Rose Racing

IDEAL LAP TIME : 2:01.650 BEST LAP TIME : 2:02.308 DIFFERENCE : 0.658

LAP	SECTOR 1	SECTOR 2	LAP TIME	MPH	DIFF	TIME OF DAY

Weather / Track : Sunny / Dry

Snetterton 300
Circuit Length = 2.9689 miles
Start: 11:44 Flag 11:54 End: 11:55

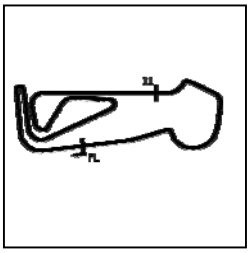

Team Respro MRO 600 inc Clubman 600

RACE 1 - SECTOR ANALYSIS

SECTOR 1 = FL to I1, SECTOR 2 = I1 to FL, DIFF = Difference To Personal Best Lap, P = Crossed Finish Line in Pit Lane, D = Time Disallowed

1 -		***40.555***	2:09.518	82.52	7.210	11:46:32.343
2 -	1:21.371	40.972	2:02.343 **(2)**	87.36	0.035	11:48:34.686
3 -	1:21.321	41.309	2:02.630	87.15	0.322	11:50:37.316
4 -	***1:21.095***	41.213	***2:02.308*** **(1)**	***87.38***		***11:52:39.624***
5 -	1:21.230	41.159	2:02.389 **(3)**	87.32	0.081	11:54:42.013

P8 124 Kurtis BUTLER — Kawasaki - PGVM / 3vk

IDEAL LAP TIME : 2:01.513 BEST LAP TIME : 2:01.693 DIFFERENCE : 0.180

LAP	SECTOR 1	SECTOR 2	LAP TIME	MPH	DIFF	TIME OF DAY
1 -		40.743	2:10.937	81.62	9.244	11:46:33.762
2 -	***1:20.873***	40.820	***2:01.693*** **(1)**	***87.82***		***11:48:35.455***
3 -	1:21.185	40.810	2:01.995 **(2)**	87.61	0.302	11:50:37.450
4 -	1:20.989	41.490	2:02.479	87.26	0.786	11:52:39.929
5 -	1:21.635	***40.640***	2:02.275 **(3)**	87.41	0.582	11:54:42.204

P9 44 Hayden PLATTON — Kawasaki - NR Racing

IDEAL LAP TIME : 2:00.662 BEST LAP TIME : 2:00.662 DIFFERENCE : 0.000

LAP	SECTOR 1	SECTOR 2	LAP TIME	MPH	DIFF	TIME OF DAY
1 -		41.540	2:10.652	81.80	9.990	11:46:33.477
2 -	1:21.985	41.298	2:03.283	86.69	2.621	11:48:36.760
3 -	1:21.237	41.570	2:02.807 **(3)**	87.03	2.145	11:50:39.567
4 -	1:21.163	41.051	2:02.214 **(2)**	87.45	1.552	11:52:41.781
5 -	***1:20.116***	***40.546***	***2:00.662*** **(1)**	***88.57***		***11:54:42.443***

P10 60 C Jack YOUNGE — Yamaha - Chase Timber Products

IDEAL LAP TIME : 2:01.444 BEST LAP TIME : 2:02.059 DIFFERENCE : 0.615

LAP	SECTOR 1	SECTOR 2	LAP TIME	MPH	DIFF	TIME OF DAY
1 -		41.540	2:11.674	81.17	9.615	11:46:34.499
2 -	1:21.363	41.553	2:02.916	86.95	0.857	11:48:37.415
3 -	***1:20.813***	41.355	2:02.168 **(2)**	87.48	0.109	11:50:39.583
4 -	1:21.913	***40.631***	2:02.544 **(3)**	87.21	0.485	11:52:42.127
5 -	1:21.356	40.703	***2:02.059*** **(1)**	***87.56***		***11:54:44.186***

P11 81 C Liam DUFFETT — Triumph -

IDEAL LAP TIME : 2:02.352 BEST LAP TIME : 2:02.758 DIFFERENCE : 0.406

LAP	SECTOR 1	SECTOR 2	LAP TIME	MPH	DIFF	TIME OF DAY
1 -		***40.879***	2:09.045	82.82	6.287	11:46:31.870
2 -	1:22.225	41.405	2:03.630	86.45	0.872	11:48:35.500
3 -	1:21.984	41.476	2:03.460 **(3)**	86.57	0.702	11:50:38.960
4 -	***1:21.473***	41.285	***2:02.758*** **(1)**	***87.06***		***11:52:41.718***
5 -	1:21.923	40.891	2:02.814 **(2)**	87.02	0.056	11:54:44.532

P12 118 James PLUMMER — Yamaha - Moremoto

IDEAL LAP TIME : 2:01.814 BEST LAP TIME : 2:01.905 DIFFERENCE : 0.091

LAP	SECTOR 1	SECTOR 2	LAP TIME	MPH	DIFF	TIME OF DAY
1 -		41.339	2:10.720	81.76	8.815	11:46:33.545
2 -	1:22.110	41.251	2:03.361	86.64	1.456	11:48:36.906
3 -	1:22.073	41.091	2:03.164 **(3)**	86.77	1.259	11:50:40.070
4 -	1:21.973	***40.624***	2:02.597 **(2)**	87.18	0.692	11:52:42.667
5 -	***1:21.190***	40.715	***2:01.905*** **(1)**	***87.67***		***11:54:44.572***

P13 83 C Jason LOOMES — Yamaha -

IDEAL LAP TIME : 2:02.007 BEST LAP TIME : 2:02.007 DIFFERENCE : 0.000

LAP	SECTOR 1	SECTOR 2	LAP TIME	MPH	DIFF	TIME OF DAY
1 -		41.016	2:11.781	81.10	9.774	11:46:34.606
2 -	1:22.371	40.647	2:03.018	86.88	1.011	11:48:37.624
3 -	***1:21.443***	***40.564***	***2:02.007*** **(1)**	***87.60***		***11:50:39.631***
4 -	1:21.680	41.090	2:02.770 **(3)**	87.05	0.763	11:52:42.401

Weather / Track : Sunny / Dry

Snetterton 300
Circuit Length = 2.9689 miles
Start: 11:44 Flag 11:54 End: 11:55

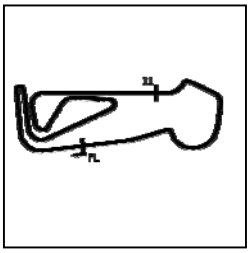

Team Respro MRO 600 inc Clubman 600

RACE 1 - SECTOR ANALYSIS

SECTOR 1 = FL to I1, SECTOR 2 = I1 to FL, DIFF = Difference To Personal Best Lap, P = Crossed Finish Line in Pit Lane, D = Time Disallowed

5 -	1:21.474	40.922	2:02.396	**(2)**	87.32	0.389	11:54:44.797

P14 99 Michael SIMMONS Yamaha - Westcountry Windings

IDEAL LAP TIME : 2:02.217 BEST LAP TIME : 2:02.492 DIFFERENCE : 0.275

LAP	SECTOR 1	SECTOR 2	LAP TIME		MPH	DIFF	TIME OF DAY
1 -		41.551	2:14.196		79.64	11.704	11:46:37.021
2 -	1:23.019	41.094	2:04.113		86.11	1.621	11:48:41.134
3 -	***1:21.567***	40.925	***2:02.492***	**(1)**	***87.25***		***11:50:43.626***
4 -	1:21.594	41.040	2:02.634	**(3)**	87.15	0.142	11:52:46.260
5 -	1:21.931	***40.650***	2:02.581	**(2)**	87.19	0.089	11:54:48.841

P15 661 C Cameron HARRIS Yamaha - HARRIS PERFORMANCE

IDEAL LAP TIME : 2:02.579 BEST LAP TIME : 2:02.579 DIFFERENCE : 0.000

LAP	SECTOR 1	SECTOR 2	LAP TIME		MPH	DIFF	TIME OF DAY
1 -		41.143	2:12.884		80.43	10.305	11:46:35.709
2 -	1:23.395	41.299	2:04.694	**(3)**	85.71	2.115	11:48:40.403
3 -	***1:21.771***	***40.808***	***2:02.579***	**(1)**	***87.19***		***11:50:42.982***
4 -	1:21.894	41.028	2:02.922	**(2)**	86.95	0.343	11:52:45.904
5 -	1:23.863	41.308	2:05.171		85.38	2.592	11:54:51.075

P16 24 C Mark TURNER Yamaha -

IDEAL LAP TIME : 2:02.438 BEST LAP TIME : 2:02.438 DIFFERENCE : 0.000

LAP	SECTOR 1	SECTOR 2	LAP TIME		MPH	DIFF	TIME OF DAY
1 -		41.720	2:15.081		79.12	12.643	11:46:37.906
2 -	1:23.443	41.368	2:04.811		85.63	2.373	11:48:42.717
3 -	1:22.053	40.933	2:02.986	**(2)**	86.90	0.548	11:50:45.703
4 -	***1:21.571***	***40.867***	***2:02.438***	**(1)**	***87.29***		***11:52:48.141***
5 -	1:22.143	40.885	2:03.028	**(3)**	86.87	0.590	11:54:51.169

P17 199 Lloyd COLLINS Honda - Warren Drives

IDEAL LAP TIME : 2:02.252 BEST LAP TIME : 2:02.252 DIFFERENCE : 0.000

LAP	SECTOR 1	SECTOR 2	LAP TIME		MPH	DIFF	TIME OF DAY
1 -		41.487	2:14.680		79.35	12.428	11:46:37.505
2 -	1:23.756	41.042	2:04.798		85.64	2.546	11:48:42.303
3 -	1:22.372	41.484	2:03.856	**(3)**	86.29	1.604	11:50:46.159
4 -	1:22.358	40.782	2:03.140	**(2)**	86.79	0.888	11:52:49.299
5 -	***1:21.605***	***40.647***	***2:02.252***	**(1)**	***87.42***		***11:54:51.551***

P18 40 David SHELVEY Suzuki - ymark.com

IDEAL LAP TIME : 2:01.870 BEST LAP TIME : 2:01.870 DIFFERENCE : 0.000

LAP	SECTOR 1	SECTOR 2	LAP TIME		MPH	DIFF	TIME OF DAY
1 -		41.616	2:15.686		78.77	13.816	11:46:38.511
2 -	1:23.173	41.326	2:04.499		85.84	2.629	11:48:43.010
3 -	1:22.504	41.590	2:04.094	**(3)**	86.12	2.224	11:50:47.104
4 -	1:21.690	40.983	2:02.673	**(2)**	87.12	0.803	11:52:49.777
5 -	***1:20.916***	***40.954***	***2:01.870***	**(1)**	***87.70***		***11:54:51.647***

P19 156 C Michael STONE Kawasaki -

IDEAL LAP TIME : 2:03.001 BEST LAP TIME : 2:03.001 DIFFERENCE : 0.000

LAP	SECTOR 1	SECTOR 2	LAP TIME		MPH	DIFF	TIME OF DAY
1 -		41.553	2:13.978		79.77	10.977	11:46:36.803
2 -	1:24.259	41.590	2:05.849		84.92	2.848	11:48:42.652
3 -	1:24.214	41.379	2:05.593	**(3)**	85.10	2.592	11:50:48.245
4 -	1:22.453	41.854	2:04.307	**(2)**	85.98	1.306	11:52:52.552
5 -	***1:21.988***	***41.013***	***2:03.001***	**(1)**	***86.89***		***11:54:55.553***

Weather / Track : Sunny / Dry

Snetterton 300
Circuit Length = 2.9689 miles
Start: 11:44 Flag 11:54 End: 11:55

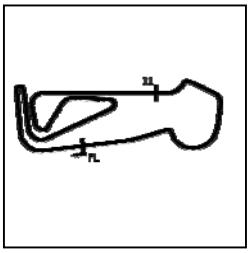

Team Respro MRO 600 inc Clubman 600

RACE 1 - SECTOR ANALYSIS

SECTOR 1 = FL to I1, SECTOR 2 = I1 to FL, DIFF = Difference To Personal Best Lap, P = Crossed Finish Line in Pit Lane, D = Time Disallowed

P20 29 C Charlie STONE Kawasaki -

IDEAL LAP TIME : 2:03.151 BEST LAP TIME : 2:03.653 DIFFERENCE : 0.502

LAP	SECTOR 1	SECTOR 2	LAP TIME		MPH	DIFF	TIME OF DAY
1 -		41.892	2:15.075		79.12	11.422	11:46:37.900
2 -	1:25.375	41.264	2:06.639		84.39	2.986	11:48:44.539
3 -	1:23.443	***41.018***	2:04.461	**(3)**	85.87	0.808	11:50:49.000
4 -	***1:22.133***	41.520	***2:03.653***	**(1)**	***86.43***		***11:52:52.653***
5 -	1:22.807	41.108	2:03.915	**(2)**	86.25	0.262	11:54:56.568

P21 181 C Gary CROFT Yamaha - Big G Racing, Acle Locksmiths & Ezza-bean

IDEAL LAP TIME : 2:05.074 BEST LAP TIME : 2:05.254 DIFFERENCE : 0.180

LAP	SECTOR 1	SECTOR 2	LAP TIME		MPH	DIFF	TIME OF DAY
1 -		***41.996***	2:17.168		77.91	11.914	11:46:39.993
2 -	1:23.883	42.344	2:06.227	**(3)**	84.67	0.973	11:48:46.220
3 -	***1:23.078***	42.176	***2:05.254***	**(1)**	***85.33***		***11:50:51.474***
4 -	1:23.099	42.761	2:05.860	**(2)**	84.92	0.606	11:52:57.334
5 -	1:23.820	43.846	2:07.666		83.71	2.412	11:55:05.000

P22 53 C Jason SIGGS Yamaha - J Siggs Construction

IDEAL LAP TIME : 2:04.883 BEST LAP TIME : 2:05.325 DIFFERENCE : 0.442

LAP	SECTOR 1	SECTOR 2	LAP TIME		MPH	DIFF	TIME OF DAY
1 -		42.283	2:17.219		77.89	11.894	11:46:40.044
2 -	1:24.557	41.659	2:06.216	**(3)**	84.68	0.891	11:48:46.260
3 -	1:24.071	***41.477***	2:05.548	**(2)**	85.13	0.223	11:50:51.808
4 -	***1:23.406***	41.919	***2:05.325***	**(1)**	***85.28***		***11:52:57.133***
5 -	1:23.681	46.779	2:10.460		81.92	5.135	11:55:07.593

P23 57 C Theo RUTTER Yamaha - Sublime Designs Racing/RRC

IDEAL LAP TIME : 2:06.238 BEST LAP TIME : 2:06.258 DIFFERENCE : 0.020

LAP	SECTOR 1	SECTOR 2	LAP TIME		MPH	DIFF	TIME OF DAY
1 -		42.899	2:18.662		77.07	12.404	11:46:41.487
2 -	1:24.859	42.838	2:07.697		83.69	1.439	11:48:49.184
3 -	1:24.081	***42.280***	2:06.361	**(2)**	84.58	0.103	11:50:55.545
4 -	1:24.313	42.959	2:07.272	**(3)**	83.97	1.014	11:53:02.817
5 -	***1:23.958***	42.300	***2:06.258***	**(1)**	***84.65***		***11:55:09.075***

P24 80 C Stephen KIMMINGS Yamaha - S T Engineering

IDEAL LAP TIME : 2:06.295 BEST LAP TIME : 2:06.409 DIFFERENCE : 0.114

LAP	SECTOR 1	SECTOR 2	LAP TIME		MPH	DIFF	TIME OF DAY
1 -		42.673	2:18.761		77.02	12.352	11:46:41.586
2 -	1:25.355	42.656	2:08.011		83.49	1.602	11:48:49.597
3 -	***1:24.233***	42.176	***2:06.409***	**(1)**	***84.55***		***11:50:56.006***
4 -	1:24.383	42.378	2:06.761	**(2)**	84.31	0.352	11:53:02.767
5 -	1:25.120	***42.062***	2:07.182	**(3)**	84.03	0.773	11:55:09.949

P25 3 Joey LAMBDEN Yamaha -

IDEAL LAP TIME : 2:03.749 BEST LAP TIME : 2:03.960 DIFFERENCE : 0.211

LAP	SECTOR 1	SECTOR 2	LAP TIME		MPH	DIFF	TIME OF DAY
1 -		49.857	2:26.805		72.80	22.845	11:46:49.630
2 -	1:23.970	42.307	2:06.277		84.63	2.317	11:48:55.907
3 -	1:23.423	***41.164***	2:04.587	**(2)**	85.78	0.627	11:51:00.494
4 -	1:23.310	42.499	2:05.809	**(3)**	84.95	1.849	11:53:06.303
5 -	***1:22.585***	41.375	***2:03.960***	**(1)**	***86.22***		***11:55:10.263***

P26 143 C Daire PRENDERGAST Kawasaki -

IDEAL LAP TIME : 2:06.861 BEST LAP TIME : 2:06.861 DIFFERENCE : 0.000

LAP	SECTOR 1	SECTOR 2	LAP TIME	MPH	DIFF	TIME OF DAY

Weather / Track : Sunny / Dry

Snetterton 300
Circuit Length = 2.9689 miles
Start: 11:44 Flag 11:54 End: 11:55

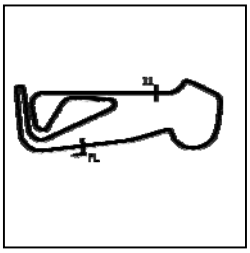

Team Respro MRO 600 inc Clubman 600

RACE 1 - SECTOR ANALYSIS

SECTOR 1 = FL to I1, SECTOR 2 = I1 to FL, DIFF = Difference To Personal Best Lap, P = Crossed Finish Line in Pit Lane, D = Time Disallowed

1 -		44.724	2:21.135		75.72	14.274	11:46:43.960
2 -	***1:23.750***	***43.111***	***2:06.861***	**(1)**	***84.25***		***11:48:50.821***
3 -	1:24.365	44.110	2:08.475		83.19	1.614	11:50:59.296
4 -	1:24.273	43.423	2:07.696	**(3)**	83.69	0.835	11:53:06.992
5 -	1:23.787	43.365	2:07.152	**(2)**	84.05	0.291	11:55:14.144

P27 88 C Michael STANLEY Triumph -

IDEAL LAP TIME : 2:08.118 BEST LAP TIME : 2:08.118 DIFFERENCE : 0.000

LAP	SECTOR 1	SECTOR 2	LAP TIME		MPH	DIFF	TIME OF DAY
1 -		43.928	2:22.050		75.24	13.932	11:46:44.875
2 -	1:26.864	43.925	2:10.789		81.72	2.671	11:48:55.664
3 -	1:26.961	43.073	2:10.034	**(3)**	82.19	1.916	11:51:05.698
4 -	1:25.805	43.347	2:09.152	**(2)**	82.75	1.034	11:53:14.850
5 -	***1:25.155***	***42.963***	***2:08.118***	**(1)**	***83.42***		***11:55:22.968***

P28 129 C Christopher STUART Yamaha - Stuart Mechanical Engineering

IDEAL LAP TIME : 2:08.878 BEST LAP TIME : 2:08.932 DIFFERENCE : 0.054

LAP	SECTOR 1	SECTOR 2	LAP TIME		MPH	DIFF	TIME OF DAY
1 -		49.746	2:27.076		72.67	18.144	11:46:49.901
2 -	1:27.521	45.516	2:13.037		80.33	4.105	11:49:02.938
3 -	1:26.992	***43.297***	2:10.289	**(2)**	82.03	1.357	11:51:13.227
4 -	1:27.838	43.750	2:11.588	**(3)**	81.22	2.656	11:53:24.815
5 -	***1:25.581***	43.351	***2:08.932***	**(1)**	***82.89***		***11:55:33.747***

P29 46 Harry ROWLINGS Triumph - Bernard Elliott racing / Steve Jordan motorcycles

IDEAL LAP TIME : BEST LAP TIME : 2:06.661 DIFFERENCE :

LAP	SECTOR 1	SECTOR 2	LAP TIME		MPH	DIFF	TIME OF DAY
1 -		***40.145***	***2:06.661***	**(1)**	***84.38***		***11:46:29.486***

Weather / Track : Sunny / Dry

Snetterton 300
Circuit Length = 2.9689 miles
Start: 11:44 Flag 11:54 End: 11:55

Team Respro MRO 600 inc Clubman 600

RACE 1 - BEST SECTORS

SECTOR 1				SECTOR 2			IDEAL / BEST COMPARISON					
POS	NO	NAME	TIME	NO	NAME	TIME	POS	NO	NAME	IDEAL	BEST	DIFF
									PERFECT LAP	1:56.912		
1	126	HOPKINS	**1:18.184**	126	HOPKINS	**38.728**	1	126	HOPKINS	1:56.912	1:57.139	0.227
2	173	DRAPER	**1:18.407**	173	DRAPER	**39.165**	2	173	DRAPER	1:57.572	1:57.630	0.058
3	56	MILLS	**1:19.513**	14	BURRAGE	**39.729**	3	14	BURRAGE	1:59.294	1:59.517	0.223
4	14	BURRAGE	**1:19.565**	56	MILLS	**39.983**	4	56	MILLS	1:59.496	1:59.639	0.143
5	17	BAKER	**1:19.884**	17	BAKER	**39.992**	5	17	BAKER	1:59.876	2:00.034	0.158
6	11	HARVEY	**1:19.902**	11	HARVEY	**40.098**	6	11	HARVEY	2:00.000	2:00.205	0.205
7	44	PLATTON	**1:20.116**	46	ROWLINGS	**40.145**	7	44	PLATTON	2:00.662	2:00.662	0.000
8	60	YOUNGE	**1:20.813**	44	PLATTON	**40.546**	8	60	YOUNGE	2:01.444	2:02.059	0.615
9	124	BUTLER	**1:20.873**	34	ROSE	**40.555**	9	124	BUTLER	2:01.513	2:01.693	0.180
10	40	SHELVEY	**1:20.916**	83	LOOMES	**40.564**	10	34	ROSE	2:01.650	2:02.308	0.658
11	34	ROSE	**1:21.095**	118	PLUMMER	**40.624**	11	118	PLUMMER	2:01.814	2:01.905	0.091
12	118	PLUMMER	**1:21.190**	60	YOUNGE	**40.631**	12	40	SHELVEY	2:01.870	2:01.870	0.000
13	83	LOOMES	**1:21.443**	124	BUTLER	**40.640**	13	83	LOOMES	2:02.007	2:02.007	0.000
14	81	DUFFETT	**1:21.473**	199	COLLINS	**40.647**	14	99	SIMMONS	2:02.217	2:02.492	0.275
15	99	SIMMONS	**1:21.567**	99	SIMMONS	**40.650**	15	199	COLLINS	2:02.252	2:02.252	0.000
16	24	TURNER	**1:21.571**	661	HARRIS	**40.808**	16	81	DUFFETT	2:02.352	2:02.758	0.406
17	199	COLLINS	**1:21.605**	24	TURNER	**40.867**	17	24	TURNER	2:02.438	2:02.438	0.000
18	661	HARRIS	**1:21.771**	81	DUFFETT	**40.879**	18	661	HARRIS	2:02.579	2:02.579	0.000
19	156	STONE	**1:21.988**	40	SHELVEY	**40.954**	19	156	STONE	2:03.001	2:03.001	0.000
20	29	STONE	**1:22.133**	156	STONE	**41.013**	20	29	STONE	2:03.151	2:03.653	0.502
21	3	LAMBDEN	**1:22.585**	29	STONE	**41.018**	21	3	LAMBDEN	2:03.749	2:03.960	0.211
22	181	CROFT	**1:23.078**	3	LAMBDEN	**41.164**	22	53	SIGGS	2:04.883	2:05.325	0.442
23	53	SIGGS	**1:23.406**	53	SIGGS	**41.477**	23	181	CROFT	2:05.074	2:05.254	0.180
24	143	PRENDERGAST	**1:23.750**	181	CROFT	**41.996**	24	57	RUTTER	2:06.238	2:06.258	0.020
25	57	RUTTER	**1:23.958**	80	KIMMINGS	**42.062**	25	80	KIMMINGS	2:06.295	2:06.409	0.114
26	80	KIMMINGS	**1:24.233**	57	RUTTER	**42.280**	26	143	PRENDERGAST	2:06.861	2:06.861	0.000
27	88	STANLEY	**1:25.155**	88	STANLEY	**42.963**	27	88	STANLEY	2:08.118	2:08.118	0.000
28	129	STUART	**1:25.581**	143	PRENDERGAST	**43.111**	28	129	STUART	2:08.878	2:08.932	0.054
29				129	STUART	**43.297**	29	46	ROWLINGS		2:06.661	

Weather / Track : Sunny / Dry

Snetterton 300
Circuit Length = 2.9689 miles
Start: 11:44 Flag 11:54 End: 11:55

Results can be found at www.tsl-timing.com

Printed - 11:56 Saturday, 19 May 2018

Team Respro MRO 600 inc Clubman 600

RACE 10 - GRID (5 Laps)

ROW 12	1	1	34 171 Wesley PEARCE
ROW 11	33 112 James NAGY	32 82 Andrew SMITH	31 66 Grant WALDER
ROW 10	30 4 Connor MOODY	29 129 Christopher STUART 2:08.932	28 88 Michael STANLEY 2:08.118
ROW 9	27 143 Daire PRENDERGAST 2:06.861	26 46 Harry ROWLINGS 2:06.661	25 80 Stephen KIMMINGS 2:06.409
ROW 8	24 57 Theo RUTTER 2:06.258	23 53 Jason SIGGS 2:05.325	22 181 Gary CROFT 2:05.254
ROW 7	21 3 Joey LAMBDEN 2:03.960	20 29 Charlie STONE 2:03.653	19 156 Michael STONE 2:03.001
ROW 6	18 81 Liam DUFFETT 2:02.758	17 661 Cameron HARRIS 2:02.579	16 99 Michael SIMMONS 2:02.492
ROW 5	15 24 Mark TURNER 2:02.438	14 34 Michael ROSE 2:02.308	13 199 Lloyd COLLINS 2:02.252
ROW 4	12 60 Jack YOUNGE 2:02.059	11 83 Jason LOOMES 2:02.007	10 118 James PLUMMER 2:01.905
ROW 3	9 40 David SHELVEY 2:01.870	8 124 Kurtis BUTLER 2:01.693	7 44 Hayden PLATTON 2:00.662
ROW 2	6 11 Josh HARVEY 2:00.205	5 17 Philip BAKER 2:00.034	4 56 Michael MILLS 1:59.639
ROW 1	3 14 Chris BURRAGE 1:59.517	2 173 Stephen DRAPER 1:57.630	1 126 Luke HOPKINS 1:57.139

Pole

Snetterton 300
Circuit Length = 2.9689 miles

These results are provisional until the conclusion of any judicial and technical matters.

Clerk Of Course :		Timekeeper :

Results can be found at www.tsl-timing.com

Printed - 11:59 Saturday, 19 May 2018

Team Respro MRO 600 inc Clubman 600

RACE 10 - CLASSIFICATION

POS	NO	CL	PIC	NAME	ENTRY	LAPS	TIME	GAP	DIFF	MPH	BEST	ON
1	**126**		1	Luke HOPKINS	Yamaha - Hopkins Racing	**5**	9:52.752			90.15	**1:56.884**	4
2	**173**		2	Stephen DRAPER	Kawasaki -	**5**	10:02.986	**10.234**	10.234	88.62	**1:59.320**	4
3	**14**		3	Chris BURRAGE	Yamaha - Seton tuning	**5**	10:07.337	**14.585**	4.351	87.99	**1:59.514**	3
4	**46**		4	Harry ROWLINGS	Triumph - Bernard Elliott racing / Steve Jordan moto	**5**	10:13.511	**20.759**	6.174	87.10	**1:59.124**	4
5	**17**	C	1	Philip BAKER	Triumph - Ashford accident repair centre	**5**	10:14.666	**21.914**	1.155	86.94	**2:00.664**	2
6	**124**		5	Kurtis BUTLER	Kawasaki - PGVM / 3vk	**5**	10:21.570	**28.818**	6.904	85.97	**2:02.325**	2
7	**118**		6	James PLUMMER	Yamaha - Moremoto	**5**	10:22.434	**29.682**	0.864	85.85	**2:02.227**	5
8	**34**		7	Michael ROSE	Yamaha - Rose Racing	**5**	10:22.490	**29.738**	0.056	85.84	**2:02.383**	5
9	**44**		8	Hayden PLATTON	Kawasaki - NR Racing	**5**	10:22.785	**30.033**	0.295	85.80	**2:02.121**	5
10	**60**	C	2	Jack YOUNGE	Yamaha - Chase Timber Products	**5**	10:23.838	**31.086**	1.053	85.66	**2:02.099**	5
11	**83**	C	3	Jason LOOMES	Yamaha -	**5**	10:23.928	**31.176**	0.090	85.65	**2:02.664**	4
12	**199**		9	Lloyd COLLINS	Honda - Warren Drives	**5**	10:27.764	**35.012**	3.836	85.12	**2:02.964**	4
13	**81**	C	4	Liam DUFFETT	Triumph -	**5**	10:29.263	**36.511**	1.499	84.92	**2:03.518**	4
14	**156**	C	5	Michael STONE	Kawasaki -	**5**	10:29.883	**37.131**	0.620	84.84	**2:02.993**	4
15	**24**	C	6	Mark TURNER	Yamaha -	**5**	10:29.988	**37.236**	0.105	84.82	**2:03.175**	4
16	**661**	C	7	Cameron HARRIS	Yamaha - HARRIS PERFORMANCE	**5**	10:30.761	**38.009**	0.773	84.72	**2:03.822**	2
17	**99**		10	Michael SIMMONS	Yamaha - Westcountry Windings	**5**	10:31.374	**38.622**	0.613	84.64	**2:03.912**	3
18	**3**		11	Joey LAMBDEN	Yamaha -	**5**	10:34.780	**42.028**	3.406	84.18	**2:03.691**	4
19	**53**	C	8	Jason SIGGS	Yamaha - J Siggs Construction	**5**	10:39.914	**47.162**	5.134	83.51	**2:05.270**	2
20	**57**	C	9	Theo RUTTER	Yamaha - Sublime Designs Racing/RRC	**5**	10:49.464	**56.712**	9.550	82.28	**2:07.216**	2
21	**181**	C	10	Gary CROFT	Yamaha - Big G Racing, Acle Locksmiths & Ezza-be	**5**	10:50.055	**57.303**	0.591	82.20	**2:05.022**	4
22	**80**	C	11	Stephen KIMMINGS	Yamaha - S T Engineering	**5**	10:50.105	**57.353**	0.050	82.20	**2:07.441**	2
23	**29**	C	12	Charlie STONE	Kawasaki -	**5**	10:50.941	**58.189**	0.836	82.09	**2:05.341**	4
24	**40**		12	David SHELVEY	Suzuki - ymark.com	**5**	10:51.887	**59.135**	0.946	81.97	**2:03.260**	2
25	**129**	C	13	Christopher STUART	Yamaha - Stuart Mechanical Engineering	**5**	11:00.997	**1:08.245**	9.110	80.84	**2:09.276**	4
					NOT CLASSIFIED							
DNF	**11**			Josh HARVEY	Yamaha - NR Racing	**4**	8:07.860	**1 Lap**	1 Lap	87.63	**2:00.073**	2
DNF	**56**			Michael MILLS	Yamaha - A51 Racing	**4**	8:08.068	**1 Lap**	0.208	87.59	**1:59.752**	4
DNF	**143**	C		Daire PRENDERGAST	Kawasaki -	**3**	6:30.077	**2 Laps**	1 Lap	82.19	**2:06.052**	2

FASTEST LAP

126		Luke HOPKINS	Yamaha - Hopkins Racing	**4**	1:56.884	91.44 mph	147.16 kph
17	C	Philip BAKER	Triumph - Ashford accident repair centre	**2**	2:00.664	88.57 mph	142.55 kph

Class - 92.5% of Race Speed = 83.38 mph
Class C - 92.5% of Race Speed = 80.41 mph

Snetterton 300
Circuit Length = 2.9689 miles
Start: 15:15 Flag 15:25 End: 15:26

Weather / Track : Sunny / Dry
These results are provisional until the conclusion of any judicial and technical matters.

Clerk Of Course :		Timekeeper :

Results can be found at www.tsl-timing.com

Printed - 15:28 Saturday, 19 May 2018

Team Respro MRO 600 inc Clubman 600

RACE 10 - LAP CHART

LAP 1		@ 15:17:24.055
NO	BEHIND	LAP TIME
126		2:03.850
173	0.615	2:04.465
11	3.428	2:07.278
56	3.901	2:07.751
14	3.947	2:07.797
17	4.976	2:08.826
124	5.878	2:09.728
44	6.668	2:10.518
40	6.757	2:10.607
118	6.860	2:10.710
34	7.677	2:11.527
46	8.080	2:11.930
60	8.100	2:11.950
83	8.107	2:11.957
199	9.183	2:13.033
81	10.048	2:13.898
24	10.835	2:14.685
661	10.839	2:14.689
99	10.855	2:14.705
156	11.128	2:14.978
53	12.715	2:16.565
143	13.483	2:17.333
3	13.818	2:17.668
57	14.571	2:18.421
80	14.906	2:18.756
129	17.366	2:21.216
181	19.491	2:23.341
29	22.265	2:26.115

LAP 2		@ 15:19:21.532
NO	BEHIND	LAP TIME
126		1:57.477
173	2.487	1:59.349
11	6.024	2:00.073
14	6.264	1:59.794
56	6.944	2:00.520
17	8.163	2:00.664
124	10.726	2:02.325
44	12.217	2:03.026
46	12.357	2:01.754
40	12.540	2:03.260
34	12.990	2:02.790
118	13.022	2:03.639
83	13.354	2:02.724
60	14.134	2:03.511
199	15.633	2:03.927
81	16.553	2:03.982
661	17.184	2:03.822
99	17.420	2:04.042
156	17.614	2:03.963
24	17.763	2:04.405
53	20.508	2:05.270
3	20.777	2:04.436
143	22.058	2:06.052
57	24.310	2:07.216
80	24.870	2:07.441
129	30.833	2:10.944
181	30.967	2:08.953
29	31.402	2:06.614

LAP 3		@ 15:21:18.828
NO	BEHIND	LAP TIME
126		1:57.296
173	5.038	1:59.847
14	8.482	1:59.514
11	9.122	2:00.394
56	9.693	2:00.045
17	12.151	2:01.284
46	16.462	2:01.401
124	16.638	2:03.208
44	18.546	2:03.625
118	18.917	2:03.191
34	19.035	2:03.341
83	19.646	2:03.588
60	20.547	2:03.709
199	22.151	2:03.814
81	23.550	2:04.293
661	23.819	2:03.931
99	24.036	2:03.912
156	24.311	2:03.993
24	24.529	2:04.062
3	27.580	2:04.099
53	29.337	2:06.125
143	31.454	2:06.692
57	35.487	2:08.473
80	36.315	2:08.741
181	40.402	2:06.731
29	40.510	2:06.404
129	43.077	2:09.540
40	45.435	2:30.191

LAP 4		@ 15:23:15.712
NO	BEHIND	LAP TIME
126		1:56.884
173	7.474	1:59.320
14	11.231	1:59.633
11	12.353	2:00.115
56	12.561	1:59.752
17	16.774	2:01.507
46	18.702	1:59.124
124	23.033	2:03.279
34	24.600	2:02.449
118	24.700	2:02.667
44	25.157	2:03.495
83	25.426	2:02.664
60	26.232	2:02.569
199	28.231	2:02.964
81	30.184	2:03.518
156	30.420	2:02.993
661	30.763	2:03.828
24	30.820	2:03.175
99	31.415	2:04.263
3	34.387	2:03.691
53	38.182	2:05.729
57	46.049	2:07.446
80	47.065	2:07.634
181	48.540	2:05.022
29	48.967	2:05.341
40	52.878	2:04.327
129	55.469	2:09.276

LAP 5		@ 15:25:12.957
NO	BEHIND	LAP TIME
126		1:57.245
173	10.234	2:00.005
14	14.585	2:00.599
46	20.759	1:59.302
17	21.914	2:02.385
124	28.818	2:03.030
118	29.682	2:02.227
34	29.738	2:02.383
44	30.033	2:02.121
60	31.086	2:02.099
83	31.176	2:02.995
199	35.012	2:04.026
81	36.511	2:03.572
156	37.131	2:03.956
24	37.236	2:03.661
661	38.009	2:04.491
99	38.622	2:04.452
3	42.028	2:04.886
53	47.162	2:06.225
57	56.712	2:07.908
181	57.303	2:06.008
80	57.353	2:07.533
29	58.189	2:06.467
40	59.135	2:03.502
129	1:08.245	2:10.021

Weather / Track : Sunny / Dry

Snetterton 300
Circuit Length = 2.9689 miles
Start: 15:15 Flag 15:25 End: 15:26

Results can be found at www.tsl-timing.com

Printed - 15:29 Saturday, 19 May 2018

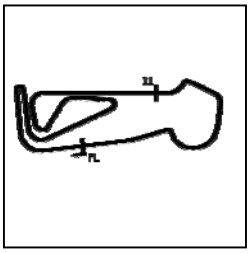

Team Respro MRO 600 inc Clubman 600

RACE 10 - SECTOR ANALYSIS

SECTOR 1 = FL to I1, SECTOR 2 = I1 to FL, DIFF = Difference To Personal Best Lap, P = Crossed Finish Line in Pit Lane, D = Time Disallowed

P1 126 Luke HOPKINS
Yamaha - Hopkins Racing

IDEAL LAP TIME : 1:56.825 BEST LAP TIME : 1:56.884 DIFFERENCE : 0.059

LAP	SECTOR 1	SECTOR 2	LAP TIME	MPH	DIFF	TIME OF DAY
1 -		***38.955***	2:03.850	86.29	6.966	15:17:24.055
2 -	1:18.297	39.180	1:57.477	90.98	0.593	15:19:21.532
3 -	1:18.267	39.029	1:57.296 **(3)**	91.12	0.412	15:21:18.828
4 -	***1:17.870***	39.014	***1:56.884*** **(1)**	***91.44***		***15:23:15.712***
5 -	1:18.090	39.155	1:57.245 **(2)**	91.16	0.361	15:25:12.957

P2 173 Stephen DRAPER
Kawasaki -

IDEAL LAP TIME : 1:59.085 BEST LAP TIME : 1:59.320 DIFFERENCE : 0.235

LAP	SECTOR 1	SECTOR 2	LAP TIME	MPH	DIFF	TIME OF DAY
1 -		***39.557***	2:04.465	85.87	5.145	15:17:24.670
2 -	***1:19.528***	39.821	1:59.349 **(2)**	89.55	0.029	15:19:24.019
3 -	1:20.204	39.643	1:59.847 **(3)**	89.18	0.527	15:21:23.866
4 -	1:19.558	39.762	***1:59.320*** **(1)**	***89.57***		***15:23:23.186***
5 -	1:20.025	39.980	2:00.005	89.06	0.685	15:25:23.191

P3 14 Chris BURRAGE
Yamaha - Seton tuning

IDEAL LAP TIME : 1:59.319 BEST LAP TIME : 1:59.514 DIFFERENCE : 0.195

LAP	SECTOR 1	SECTOR 2	LAP TIME	MPH	DIFF	TIME OF DAY
1 -		40.448	2:07.797	83.63	8.283	15:17:28.002
2 -	1:19.743	40.051	1:59.794 **(3)**	89.22	0.280	15:19:27.796
3 -	1:19.835	***39.679***	***1:59.514*** **(1)**	***89.42***		***15:21:27.310***
4 -	***1:19.640***	39.993	1:59.633 **(2)**	89.34	0.119	15:23:26.943
5 -	1:20.310	40.289	2:00.599	88.62	1.085	15:25:27.542

P4 46 Harry ROWLINGS
Triumph - Bernard Elliott racing / Steve Jordan motorcycles

IDEAL LAP TIME : 1:58.959 BEST LAP TIME : 1:59.124 DIFFERENCE : 0.165

LAP	SECTOR 1	SECTOR 2	LAP TIME	MPH	DIFF	TIME OF DAY
1 -		40.194	2:11.930	81.01	12.806	15:17:32.135
2 -	1:20.820	40.934	2:01.754	87.78	2.630	15:19:33.889
3 -	1:21.251	40.150	2:01.401 **(3)**	88.03	2.277	15:21:35.290
4 -	1:19.380	***39.744***	***1:59.124*** **(1)**	***89.72***		***15:23:34.414***
5 -	***1:19.215***	40.087	1:59.302 **(2)**	89.58	0.178	15:25:33.716

P5 17 C Philip BAKER
Triumph - Ashford accident repair centre

IDEAL LAP TIME : 2:00.422 BEST LAP TIME : 2:00.664 DIFFERENCE : 0.242

LAP	SECTOR 1	SECTOR 2	LAP TIME	MPH	DIFF	TIME OF DAY
1 -		40.190	2:08.826	82.96	8.162	15:17:29.031
2 -	1:20.541	40.123	***2:00.664*** **(1)**	***88.57***		***15:19:29.695***
3 -	1:21.050	40.234	2:01.284 **(2)**	88.12	0.620	15:21:30.979
4 -	1:21.518	***39.989***	2:01.507 **(3)**	87.96	0.843	15:23:32.486
5 -	***1:20.433***	41.952	2:02.385	87.33	1.721	15:25:34.871

P6 124 Kurtis BUTLER
Kawasaki - PGVM / 3vk

IDEAL LAP TIME : 2:02.148 BEST LAP TIME : 2:02.325 DIFFERENCE : 0.177

LAP	SECTOR 1	SECTOR 2	LAP TIME	MPH	DIFF	TIME OF DAY
1 -		***41.078***	2:09.728	82.38	7.403	15:17:29.933
2 -	***1:21.070***	41.255	***2:02.325*** **(1)**	***87.37***		***15:19:32.258***
3 -	1:21.783	41.425	2:03.208 **(3)**	86.74	0.883	15:21:35.466
4 -	1:21.954	41.325	2:03.279	86.69	0.954	15:23:38.745
5 -	1:21.471	41.559	2:03.030 **(2)**	86.87	0.705	15:25:41.775

P7 118 James PLUMMER
Yamaha - Moremoto

IDEAL LAP TIME : 2:02.058 BEST LAP TIME : 2:02.227 DIFFERENCE : 0.169

LAP	SECTOR 1	SECTOR 2	LAP TIME	MPH	DIFF	TIME OF DAY

Weather / Track : Sunny / Dry

Snetterton 300
Circuit Length = 2.9689 miles
Start: 15:15 Flag 15:25 End: 15:26

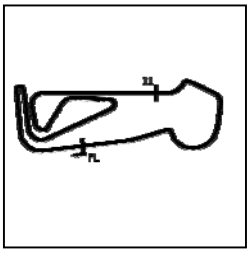

Team Respro MRO 600 inc Clubman 600

RACE 10 - SECTOR ANALYSIS

SECTOR 1 = FL to I1, SECTOR 2 = I1 to FL, DIFF = Difference To Personal Best Lap, P = Crossed Finish Line in Pit Lane, D = Time Disallowed

1 -		41.072	2:10.710		81.76	8.483	15:17:30.915
2 -	1:22.151	41.488	2:03.639		86.44	1.412	15:19:34.554
3 -	1:21.827	41.364	2:03.191	(3)	86.76	0.964	15:21:37.745
4 -	1:21.906	***40.761***	2:02.667	(2)	87.13	0.440	15:23:40.412
5 -	***1:21.297***	40.930	***2:02.227***	**(1)**	***87.44***		***15:25:42.639***

P8 34 Michael ROSE — Yamaha - Rose Racing

IDEAL LAP TIME : 2:02.166 BEST LAP TIME : 2:02.383 DIFFERENCE : 0.217

LAP	SECTOR 1	SECTOR 2	LAP TIME		MPH	DIFF	TIME OF DAY
1 -		41.485	2:11.527		81.26	9.144	15:17:31.732
2 -	***1:21.288***	41.502	2:02.790	(3)	87.04	0.407	15:19:34.522
3 -	1:22.054	41.287	2:03.341		86.65	0.958	15:21:37.863
4 -	1:21.571	***40.878***	2:02.449	(2)	87.28	0.066	15:23:40.312
5 -	1:21.479	40.904	***2:02.383***	**(1)**	***87.33***		***15:25:42.695***

P9 44 Hayden PLATTON — Kawasaki - NR Racing

IDEAL LAP TIME : 2:02.121 BEST LAP TIME : 2:02.121 DIFFERENCE : 0.000

LAP	SECTOR 1	SECTOR 2	LAP TIME		MPH	DIFF	TIME OF DAY
1 -		41.452	2:10.518		81.88	8.397	15:17:30.723
2 -	1:21.677	41.349	2:03.026	(2)	86.87	0.905	15:19:33.749
3 -	1:21.759	41.866	2:03.625		86.45	1.504	15:21:37.374
4 -	1:21.812	41.683	2:03.495	(3)	86.54	1.374	15:23:40.869
5 -	***1:20.992***	***41.129***	***2:02.121***	**(1)**	***87.52***		***15:25:42.990***

P10 60 C Jack YOUNGE — Yamaha - Chase Timber Products

IDEAL LAP TIME : 2:01.928 BEST LAP TIME : 2:02.099 DIFFERENCE : 0.171

LAP	SECTOR 1	SECTOR 2	LAP TIME		MPH	DIFF	TIME OF DAY
1 -		41.219	2:11.950		81.00	9.851	15:17:32.155
2 -	1:22.351	41.160	2:03.511	(3)	86.53	1.412	15:19:35.666
3 -	1:22.413	41.296	2:03.709		86.39	1.610	15:21:39.375
4 -	1:21.952	***40.617***	2:02.569	(2)	87.20	0.470	15:23:41.944
5 -	***1:21.311***	40.788	***2:02.099***	**(1)**	***87.53***		***15:25:44.043***

P11 83 C Jason LOOMES — Yamaha -

IDEAL LAP TIME : 2:02.078 BEST LAP TIME : 2:02.664 DIFFERENCE : 0.586

LAP	SECTOR 1	SECTOR 2	LAP TIME		MPH	DIFF	TIME OF DAY
1 -		41.212	2:11.957		80.99	9.293	15:17:32.162
2 -	1:21.911	40.813	2:02.724	(2)	87.09	0.060	15:19:34.886
3 -	1:22.769	40.819	2:03.588		86.48	0.924	15:21:38.474
4 -	1:22.111	***40.553***	***2:02.664***	**(1)**	***87.13***		***15:23:41.138***
5 -	***1:21.525***	41.470	2:02.995	(3)	86.89	0.331	15:25:44.133

P12 199 Lloyd COLLINS — Honda - Warren Drives

IDEAL LAP TIME : 2:02.948 BEST LAP TIME : 2:02.964 DIFFERENCE : 0.016

LAP	SECTOR 1	SECTOR 2	LAP TIME		MPH	DIFF	TIME OF DAY
1 -		41.486	2:13.033		80.34	10.069	15:17:33.238
2 -	1:22.926	***41.001***	2:03.927	(3)	86.24	0.963	15:19:37.165
3 -	1:22.600	41.214	2:03.814	(2)	86.32	0.850	15:21:40.979
4 -	***1:21.947***	41.017	***2:02.964***	**(1)**	***86.92***		***15:23:43.943***
5 -	1:22.342	41.684	2:04.026		86.17	1.062	15:25:47.969

P13 81 C Liam DUFFETT — Triumph -

IDEAL LAP TIME : 2:03.518 BEST LAP TIME : 2:03.518 DIFFERENCE : 0.000

LAP	SECTOR 1	SECTOR 2	LAP TIME		MPH	DIFF	TIME OF DAY
1 -		41.856	2:13.898		79.82	10.380	15:17:34.103
2 -	1:22.594	41.388	2:03.982	(3)	86.20	0.464	15:19:38.085
3 -	1:22.497	41.796	2:04.293		85.99	0.775	15:21:42.378
4 -	***1:22.136***	***41.382***	***2:03.518***	**(1)**	***86.53***		***15:23:45.896***

Weather / Track : Sunny / Dry

Snetterton 300
Circuit Length = 2.9689 miles
Start: 15:15 Flag 15:25 End: 15:26

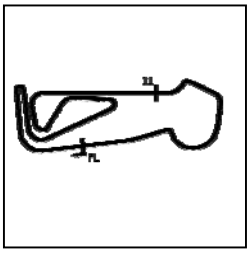

Team Respro MRO 600 inc Clubman 600

RACE 10 - SECTOR ANALYSIS

SECTOR 1 = FL to I1, SECTOR 2 = I1 to FL, DIFF = Difference To Personal Best Lap, P = Crossed Finish Line in Pit Lane, D = Time Disallowed

5 -	1:22.161	41.411	2:03.572	**(2)**	86.49	0.054	15:25:49.468

P14 156 C Michael STONE — Kawasaki -

IDEAL LAP TIME : 2:02.957 BEST LAP TIME : 2:02.993 DIFFERENCE : 0.036

LAP	SECTOR 1	SECTOR 2	LAP TIME		MPH	DIFF	TIME OF DAY
1 -		41.625	2:14.978		79.18	11.985	15:17:35.183
2 -	1:22.952	***41.011***	2:03.963	**(3)**	86.21	0.970	15:19:39.146
3 -	1:22.903	41.090	2:03.993		86.19	1.000	15:21:43.139
4 -	***1:21.946***	41.047	***2:02.993***	**(1)**	***86.89***		***15:23:46.132***
5 -	1:22.292	41.664	2:03.956	**(2)**	86.22	0.963	15:25:50.088

P15 24 C Mark TURNER — Yamaha -

IDEAL LAP TIME : 2:03.175 BEST LAP TIME : 2:03.175 DIFFERENCE : 0.000

LAP	SECTOR 1	SECTOR 2	LAP TIME		MPH	DIFF	TIME OF DAY
1 -		41.947	2:14.685		79.35	11.510	15:17:34.890
2 -	1:23.429	40.976	2:04.405		85.91	1.230	15:19:39.295
3 -	1:23.055	41.007	2:04.062	**(3)**	86.15	0.887	15:21:43.357
4 -	***1:22.381***	***40.794***	***2:03.175***	**(1)**	***86.77***		***15:23:46.532***
5 -	1:22.508	41.153	2:03.661	**(2)**	86.43	0.486	15:25:50.193

P16 661 C Cameron HARRIS — Yamaha - HARRIS PERFORMANCE

IDEAL LAP TIME : 2:03.446 BEST LAP TIME : 2:03.822 DIFFERENCE : 0.376

LAP	SECTOR 1	SECTOR 2	LAP TIME		MPH	DIFF	TIME OF DAY
1 -		42.433	2:14.689		79.35	10.867	15:17:34.894
2 -	***1:22.485***	41.337	***2:03.822***	**(1)**	***86.31***		***15:19:38.716***
3 -	1:22.590	41.341	2:03.931	**(3)**	86.24	0.109	15:21:42.647
4 -	1:22.867	***40.961***	2:03.828	**(2)**	86.31	0.006	15:23:46.475
5 -	1:22.684	41.807	2:04.491		85.85	0.669	15:25:50.966

P17 99 Michael SIMMONS — Yamaha - Westcountry Windings

IDEAL LAP TIME : 2:03.744 BEST LAP TIME : 2:03.912 DIFFERENCE : 0.168

LAP	SECTOR 1	SECTOR 2	LAP TIME		MPH	DIFF	TIME OF DAY
1 -		42.201	2:14.705		79.34	10.793	15:17:34.910
2 -	1:22.661	41.381	2:04.042	**(2)**	86.16	0.130	15:19:38.952
3 -	***1:22.567***	41.345	***2:03.912***	**(1)**	***86.25***		***15:21:42.864***
4 -	1:23.086	***41.177***	2:04.263	**(3)**	86.01	0.351	15:23:47.127
5 -	1:22.630	41.822	2:04.452		85.88	0.540	15:25:51.579

P18 3 Joey LAMBDEN — Yamaha -

IDEAL LAP TIME : 2:03.425 BEST LAP TIME : 2:03.691 DIFFERENCE : 0.266

LAP	SECTOR 1	SECTOR 2	LAP TIME		MPH	DIFF	TIME OF DAY
1 -		42.226	2:17.668		77.63	13.977	15:17:37.873
2 -	1:22.760	41.676	2:04.436	**(3)**	85.89	0.745	15:19:42.309
3 -	***1:22.132***	41.967	2:04.099	**(2)**	86.12	0.408	15:21:46.408
4 -	1:22.398	***41.293***	***2:03.691***	**(1)**	***86.40***		***15:23:50.099***
5 -	1:23.046	41.840	2:04.886		85.58	1.195	15:25:54.985

P19 53 C Jason SIGGS — Yamaha - J Siggs Construction

IDEAL LAP TIME : 2:05.270 BEST LAP TIME : 2:05.270 DIFFERENCE : 0.000

LAP	SECTOR 1	SECTOR 2	LAP TIME		MPH	DIFF	TIME OF DAY
1 -		42.200	2:16.565		78.26	11.295	15:17:36.770
2 -	***1:23.415***	***41.855***	***2:05.270***	**(1)**	***85.32***		***15:19:42.040***
3 -	1:23.749	42.376	2:06.125	**(3)**	84.74	0.855	15:21:48.165
4 -	1:23.718	42.011	2:05.729	**(2)**	85.00	0.459	15:23:53.894
5 -	1:23.757	42.468	2:06.225		84.67	0.955	15:26:00.119

Weather / Track : Sunny / Dry

Snetterton 300
Circuit Length = 2.9689 miles
Start: 15:15 Flag 15:25 End: 15:26

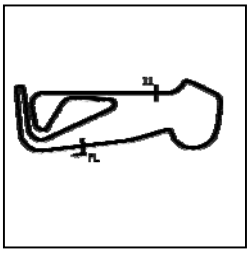

Team Respro MRO 600 inc Clubman 600

RACE 10 - SECTOR ANALYSIS

SECTOR 1 = FL to I1, SECTOR 2 = I1 to FL, DIFF = Difference To Personal Best Lap, P = Crossed Finish Line in Pit Lane, D = Time Disallowed

P20 57 C Theo RUTTER Yamaha - Sublime Designs Racing/RRC

IDEAL LAP TIME : 2:06.752 BEST LAP TIME : 2:07.216 DIFFERENCE : 0.464

LAP	SECTOR 1	SECTOR 2	LAP TIME	MPH	DIFF	TIME OF DAY
1 -		***42.776***	2:18.421	77.21	11.205	15:17:38.626
2 -	1:24.135	43.081	***2:07.216*** **(1)**	***84.01***		***15:19:45.842***
3 -	1:24.333	44.140	2:08.473	83.19	1.257	15:21:54.315
4 -	***1:23.976***	43.470	2:07.446 **(2)**	83.86	0.230	15:24:01.761
5 -	1:24.344	43.564	2:07.908 **(3)**	83.56	0.692	15:26:09.669

P21 181 C Gary CROFT Yamaha - Big G Racing, Acle Locksmiths & Ezza-bean

IDEAL LAP TIME : 2:05.022 BEST LAP TIME : 2:05.022 DIFFERENCE : 0.000

LAP	SECTOR 1	SECTOR 2	LAP TIME	MPH	DIFF	TIME OF DAY
1 -		43.420	2:23.341	74.56	18.319	15:17:43.546
2 -	1:25.148	43.805	2:08.953	82.88	3.931	15:19:52.499
3 -	1:23.867	42.864	2:06.731 **(3)**	84.33	1.709	15:21:59.230
4 -	***1:22.961***	***42.061***	***2:05.022*** **(1)**	***85.48***		***15:24:04.252***
5 -	1:23.192	42.816	2:06.008 **(2)**	84.82	0.986	15:26:10.260

P22 80 C Stephen KIMMINGS Yamaha - S T Engineering

IDEAL LAP TIME : 2:07.066 BEST LAP TIME : 2:07.441 DIFFERENCE : 0.375

LAP	SECTOR 1	SECTOR 2	LAP TIME	MPH	DIFF	TIME OF DAY
1 -		***42.540***	2:18.756	77.02	11.315	15:17:38.961
2 -	1:24.831	42.610	***2:07.441*** **(1)**	***83.86***		***15:19:46.402***
3 -	1:25.256	43.485	2:08.741	83.02	1.300	15:21:55.143
4 -	1:24.600	43.034	2:07.634 **(3)**	83.74	0.193	15:24:02.777
5 -	***1:24.526***	43.007	2:07.533 **(2)**	83.80	0.092	15:26:10.310

P23 29 C Charlie STONE Kawasaki -

IDEAL LAP TIME : 2:05.341 BEST LAP TIME : 2:05.341 DIFFERENCE : 0.000

LAP	SECTOR 1	SECTOR 2	LAP TIME	MPH	DIFF	TIME OF DAY
1 -		51.046	2:26.115	73.14	20.774	15:17:46.320
2 -	1:24.420	42.194	2:06.614	84.41	1.273	15:19:52.934
3 -	1:24.094	42.310	2:06.404 **(2)**	84.55	1.063	15:21:59.338
4 -	***1:23.576***	***41.765***	***2:05.341*** **(1)**	***85.27***		***15:24:04.679***
5 -	1:23.886	42.581	2:06.467 **(3)**	84.51	1.126	15:26:11.146

P24 40 David SHELVEY Suzuki - ymark.com

IDEAL LAP TIME : 2:02.776 BEST LAP TIME : 2:03.260 DIFFERENCE : 0.484

LAP	SECTOR 1	SECTOR 2	LAP TIME	MPH	DIFF	TIME OF DAY
1 -		41.185	2:10.607	81.83	7.347	15:17:30.812
2 -	1:21.772	41.488	***2:03.260*** **(1)**	***86.71***		***15:19:34.072***
3 -	***1:21.689***	1:08.502	2:30.191	71.16	26.931	15:22:04.263
4 -	1:23.240	***41.087***	2:04.327 **(3)**	85.96	1.067	15:24:08.590
5 -	1:22.208	41.294	2:03.502 **(2)**	86.54	0.242	15:26:12.092

P25 129 C Christopher STUART Yamaha - Stuart Mechanical Engineering

IDEAL LAP TIME : 2:09.130 BEST LAP TIME : 2:09.276 DIFFERENCE : 0.146

LAP	SECTOR 1	SECTOR 2	LAP TIME	MPH	DIFF	TIME OF DAY
1 -		43.819	2:21.216	75.68	11.940	15:17:41.421
2 -	1:27.132	43.812	2:10.944	81.62	1.668	15:19:52.365
3 -	***1:26.302***	43.238	2:09.540 **(2)**	82.50	0.264	15:22:01.905
4 -	1:26.448	***42.828***	***2:09.276*** **(1)**	***82.67***		***15:24:11.181***
5 -	1:26.666	43.355	2:10.021 **(3)**	82.20	0.745	15:26:21.202

P26 11 Josh HARVEY Yamaha - NR Racing

IDEAL LAP TIME : 1:59.997 BEST LAP TIME : 2:00.073 DIFFERENCE : 0.076

LAP	SECTOR 1	SECTOR 2	LAP TIME	MPH	DIFF	TIME OF DAY

Weather / Track : Sunny / Dry

Snetterton 300
Circuit Length = 2.9689 miles
Start: 15:15 Flag 15:25 End: 15:26

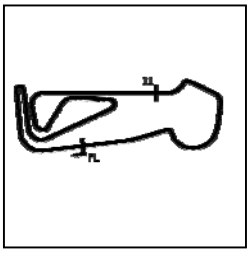

Team Respro MRO 600 inc Clubman 600

RACE 10 - SECTOR ANALYSIS

SECTOR 1 = FL to I1, SECTOR 2 = I1 to FL, DIFF = Difference To Personal Best Lap, P = Crossed Finish Line in Pit Lane, D = Time Disallowed

1 -		40.092	2:07.278		83.97	7.205	15:17:27.483
2 -	***1:20.029***	40.044	***2:00.073***	**(1)**	***89.01***		***15:19:27.556***
3 -	1:20.400	39.994	2:00.394	**(3)**	88.77	0.321	15:21:27.950
4 -	1:20.147	***39.968***	2:00.115	**(2)**	88.98	0.042	15:23:28.065

P27 56 Michael MILLS Yamaha - A51 Racing

IDEAL LAP TIME : 1:59.752 BEST LAP TIME : 1:59.752 DIFFERENCE : 0.000

LAP	SECTOR 1	SECTOR 2	LAP TIME		MPH	DIFF	TIME OF DAY
1 -		40.618	2:07.751		83.66	7.999	15:17:27.956
2 -	1:20.303	40.217	2:00.520	**(3)**	88.68	0.768	15:19:28.476
3 -	1:19.856	40.189	2:00.045	**(2)**	89.03	0.293	15:21:28.521
4 -	***1:19.640***	***40.112***	***1:59.752***	**(1)**	***89.25***		***15:23:28.273***

P28 143 C Daire PRENDERGAST Kawasaki -

IDEAL LAP TIME : 2:05.859 BEST LAP TIME : 2:06.052 DIFFERENCE : 0.193

LAP	SECTOR 1	SECTOR 2	LAP TIME		MPH	DIFF	TIME OF DAY
1 -		***42.620***	2:17.333		77.82	11.281	15:17:37.538
2 -	1:23.272	42.780	***2:06.052***	**(1)**	***84.79***		***15:19:43.590***
3 -	1:23.629	43.063	2:06.692	**(2)**	84.36	0.640	15:21:50.282

Weather / Track : Sunny / Dry

Snetterton 300
Circuit Length = 2.9689 miles
Start: 15:15 Flag 15:25 End: 15:26

Team Respro MRO 600 inc Clubman 600

RACE 10 - BEST SECTORS

SECTOR 1				SECTOR 2				IDEAL / BEST COMPARISON					
POS	NO	NAME	TIME	NO	NAME	TIME		POS	NO	NAME	IDEAL	BEST	DIFF
										PERFECT LAP	1:56.825		
1	126	HOPKINS	**1:17.870**	126	HOPKINS	**38.955**		1	126	HOPKINS	1:56.825	1:56.884	0.059
2	46	ROWLINGS	**1:19.215**	173	DRAPER	**39.557**		2	46	ROWLINGS	1:58.959	1:59.124	0.165
3	173	DRAPER	**1:19.528**	14	BURRAGE	**39.679**		3	173	DRAPER	1:59.085	1:59.320	0.235
4	14	BURRAGE	**1:19.640**	46	ROWLINGS	**39.744**		4	14	BURRAGE	1:59.319	1:59.514	0.195
5	56	MILLS	**1:19.640**	11	HARVEY	**39.968**		5	56	MILLS	1:59.752	1:59.752	0.000
6	11	HARVEY	**1:20.029**	17	BAKER	**39.989**		6	11	HARVEY	1:59.997	2:00.073	0.076
7	17	BAKER	**1:20.433**	56	MILLS	**40.112**		7	17	BAKER	2:00.422	2:00.664	0.242
8	44	PLATTON	**1:20.992**	83	LOOMES	**40.553**		8	60	YOUNGE	2:01.928	2:02.099	0.171
9	124	BUTLER	**1:21.070**	60	YOUNGE	**40.617**		9	118	PLUMMER	2:02.058	2:02.227	0.169
10	34	ROSE	**1:21.288**	118	PLUMMER	**40.761**		10	83	LOOMES	2:02.078	2:02.664	0.586
11	118	PLUMMER	**1:21.297**	24	TURNER	**40.794**		11	44	PLATTON	2:02.121	2:02.121	0.000
12	60	YOUNGE	**1:21.311**	34	ROSE	**40.878**		12	124	BUTLER	2:02.148	2:02.325	0.177
13	83	LOOMES	**1:21.525**	661	HARRIS	**40.961**		13	34	ROSE	2:02.166	2:02.383	0.217
14	40	SHELVEY	**1:21.689**	199	COLLINS	**41.001**		14	40	SHELVEY	2:02.776	2:03.260	0.484
15	156	STONE	**1:21.946**	156	STONE	**41.011**		15	199	COLLINS	2:02.948	2:02.964	0.016
16	199	COLLINS	**1:21.947**	124	BUTLER	**41.078**		16	156	STONE	2:02.957	2:02.993	0.036
17	3	LAMBDEN	**1:22.132**	40	SHELVEY	**41.087**		17	24	TURNER	2:03.175	2:03.175	0.000
18	81	DUFFETT	**1:22.136**	44	PLATTON	**41.129**		18	3	LAMBDEN	2:03.425	2:03.691	0.266
19	24	TURNER	**1:22.381**	99	SIMMONS	**41.177**		19	661	HARRIS	2:03.446	2:03.822	0.376
20	661	HARRIS	**1:22.485**	3	LAMBDEN	**41.293**		20	81	DUFFETT	2:03.518	2:03.518	0.000
21	99	SIMMONS	**1:22.567**	81	DUFFETT	**41.382**		21	99	SIMMONS	2:03.744	2:03.912	0.168
22	181	CROFT	**1:22.961**	29	STONE	**41.765**		22	181	CROFT	2:05.022	2:05.022	0.000
23	143	PRENDERGAST	**1:23.239**	53	SIGGS	**41.855**		23	53	SIGGS	2:05.270	2:05.270	0.000
24	53	SIGGS	**1:23.415**	181	CROFT	**42.061**		24	29	STONE	2:05.341	2:05.341	0.000
25	29	STONE	**1:23.576**	80	KIMMINGS	**42.540**		25	143	PRENDERGAST	2:05.859	2:06.052	0.193
26	57	RUTTER	**1:23.976**	143	PRENDERGAST	**42.620**		26	57	RUTTER	2:06.752	2:07.216	0.464
27	80	KIMMINGS	**1:24.526**	57	RUTTER	**42.776**		27	80	KIMMINGS	2:07.066	2:07.441	0.375
28	129	STUART	**1:26.302**	129	STUART	**42.828**		28	129	STUART	2:09.130	2:09.276	0.146

Weather / Track : Sunny / Dry

Snetterton 300
Circuit Length = 2.9689 miles
Start: 15:15 Flag 15:25 End: 15:26

Results can be found at www.tsl-timing.com

Printed - 15:29 Saturday, 19 May 2018

Team Respro MRO 600 inc Clubman 600

RACE 1 - GRID (7 Laps)

ROW 12	1	1	34 171 Wesley PEARCE
ROW 11	33 112 James NAGY	32 82 Andrew SMITH	31 66 Grant WALDER
ROW 10	30 4 Connor MOODY	29 88 Michael STANLEY	28 129 Christopher STUART 2:09.276
ROW 9	27 80 Stephen KIMMINGS 2:07.441	26 57 Theo RUTTER 2:07.216	25 143 Daire PRENDERGAST 2:06.052
ROW 8	24 29 Charlie STONE 2:05.341	23 53 Jason SIGGS 2:05.270	22 181 Gary CROFT 2:05.022
ROW 7	21 99 Michael SIMMONS 2:03.912	20 661 Cameron HARRIS 2:03.822	19 3 Joey LAMBDEN 2:03.691
ROW 6	18 81 Liam DUFFETT 2:03.518	17 40 David SHELVEY 2:03.260	16 24 Mark TURNER 2:03.175
ROW 5	15 156 Michael STONE 2:02.993	14 199 Lloyd COLLINS 2:02.964	13 83 Jason LOOMES 2:02.664
ROW 4	12 34 Michael ROSE 2:02.383	11 124 Kurtis BUTLER 2:02.325	10 118 James PLUMMER 2:02.227
ROW 3	9 44 Hayden PLATTON 2:02.121	8 60 Jack YOUNGE 2:02.099	7 17 Philip BAKER 2:00.664
ROW 2	6 11 Josh HARVEY 2:00.073	5 56 Michael MILLS 1:59.752	4 14 Chris BURRAGE 1:59.514
ROW 1	3 173 Stephen DRAPER 1:59.320	2 46 Harry ROWLINGS 1:59.124	1 126 Luke HOPKINS 1:56.884

Pole

Snetterton 300
Circuit Length = 2.9689 miles

These results are provisional until the conclusion of any judicial and technical matters.

Clerk Of Course :		Timekeeper :

Results can be found at www.tsl-timing.com

Printed - 15:30 Saturday, 19 May 2018

Team Respro MRO 600 inc Clubman 600

RACE 1 - CLASSIFICATION

POS	NO	CL	PIC	NAME	ENTRY	LAPS	TIME	GAP	DIFF	MPH	BEST	ON
1	**126**		1	Luke HOPKINS	Yamaha - Hopkins Racing	**7**	13:57.976			89.28	**1:57.831**	7
2	**173**		2	Stephen DRAPER	Kawasaki -	**7**	14:03.502	**5.526**	5.526	88.69	**1:59.136**	7
3	**14**		3	Chris BURRAGE	Yamaha - Seton tuning	**7**	14:05.284	**7.308**	1.782	88.51	**1:58.688**	7
4	**46**		4	Harry ROWLINGS	Triumph - Bernard Elliott racing / Steve Jordan moto	**7**	14:05.391	**7.415**	0.107	88.49	**1:58.687**	7
5	**124**		5	Kurtis BUTLER	Kawasaki - PGVM / 3vk	**7**	14:16.371	**18.395**	10.980	87.36	**2:00.578**	5
6	**17**	C	1	Philip BAKER	Triumph - Ashford accident repair centre	**7**	14:16.639	**18.663**	0.268	87.33	**2:00.479**	4
7	**34**		6	Michael ROSE	Yamaha - Rose Racing	**7**	14:16.684	**18.708**	0.045	87.33	**2:00.061**	6
8	**118**		7	James PLUMMER	Yamaha - Moremoto	**7**	14:16.786	**18.810**	0.102	87.32	**2:00.200**	6
9	**44**		8	Hayden PLATTON	Kawasaki - NR Racing	**7**	14:27.611	**29.635**	10.825	86.23	**2:01.095**	7
10	**60**	C	2	Jack YOUNGE	Yamaha - Chase Timber Products	**7**	14:27.700	**29.724**	0.089	86.22	**2:01.034**	7
11	**56**		9	Michael MILLS	Yamaha - A51 Racing	**7**	14:28.783	**30.807**	1.083	86.11	**2:01.430**	7
12	**81**	C	3	Liam DUFFETT	Triumph -	**7**	14:29.563	**31.587**	0.780	86.03	**2:01.365**	7
13	**112**		10	James NAGY	Kawasaki - Steelmate	**7**	14:29.711	**31.735**	0.148	86.02	**2:01.235**	6
14	**40**		11	David SHELVEY	Suzuki - ymark.com	**7**	14:30.709	**32.733**	0.998	85.92	**2:01.574**	6
15	**83**	C	4	Jason LOOMES	Yamaha -	**7**	14:35.989	**38.013**	5.280	85.40	**2:02.912**	6
16	**99**		12	Michael SIMMONS	Yamaha - Westcountry Windings	**7**	14:39.407	**41.431**	3.418	85.07	**2:02.975**	7
17	**199**		13	Lloyd COLLINS	Honda - Warren Drives	**7**	14:40.778	**42.802**	1.371	84.94	**2:02.736**	6
18	**156**	C	5	Michael STONE	Kawasaki -	**7**	14:42.467	**44.491**	1.689	84.78	**2:03.668**	4
19	**661**	C	6	Cameron HARRIS	Yamaha - HARRIS PERFORMANCE	**7**	14:43.245	**45.269**	0.778	84.70	**2:02.926**	6
20	**143**	C	7	Daire PRENDERGAST	Kawasaki -	**7**	14:47.439	**49.463**	4.194	84.30	**2:03.939**	7
21	**29**	C	8	Charlie STONE	Kawasaki -	**7**	14:49.592	**51.616**	2.153	84.10	**2:03.666**	6
22	**4**		14	Connor MOODY	Kawasaki -	**7**	14:53.032	**55.056**	3.440	83.77	**2:05.297**	6
23	**24**	C	9	Mark TURNER	Yamaha -	**7**	14:53.070	**55.094**	0.038	83.77	**2:05.123**	6
24	**3**		15	Joey LAMBDEN	Yamaha -	**7**	15:02.988	**1:05.012**	9.918	82.85	**2:04.089**	5
25	**57**	C	10	Theo RUTTER	Yamaha - Sublime Designs Racing/RRC	**7**	15:08.595	**1:10.619**	5.607	82.34	**2:06.888**	5
26	**181**	C	11	Gary CROFT	Yamaha - Big G Racing, Acle Locksmiths & Ezza-be	**7**	15:08.673	**1:10.697**	0.078	82.33	**2:06.903**	7
27	**53**	C	12	Jason SIGGS	Yamaha - J Siggs Construction	**7**	15:20.840	**1:22.864**	12.167	81.24	**2:09.207**	7

FASTEST LAP

126		Luke HOPKINS	Yamaha - Hopkins Racing	**7**	1:57.831	90.70 mph	145.97 kph
17	C	Philip BAKER	Triumph - Ashford accident repair centre	**4**	2:00.479	88.71 mph	142.77 kph

Class - 92.5% of Race Speed = 82.58 mph
Class C - 92.5% of Race Speed = 80.78 mph

Snetterton 300
Circuit Length = 2.9689 miles
Start: 09:38 Flag 09:52 End: 09:54

Weather / Track : Sunny / Dry
These results are provisional until the conclusion of any judicial and technical matters.

Clerk Of Course :		Timekeeper :

Results can be found at www.tsl-timing.com

Printed - 09:56 Sunday, 20 May 2018

Team Respro MRO 600 inc Clubman 600

RACE 1 - LAP CHART

LAP 1 @ 09:41:05.873

NO	BEHIND	LAP TIME
126		2:06.248
173	0.886	2:07.134
14	1.995	2:08.243
17	3.225	2:09.473
46	3.554	2:09.802
56	4.807	2:11.055
124	4.935	2:11.183
118	5.224	2:11.472
34	6.327	2:12.575
44	6.976	2:13.224
60	7.005	2:13.253
81	7.167	2:13.415
156	7.828	2:14.076
99	8.222	2:14.470
112	8.687	2:14.935
83	8.898	2:15.146
40	9.352	2:15.600
199	9.917	2:16.165
661	10.409	2:16.657
4	11.370	2:17.618
143	12.025	2:18.273
24	12.238	2:18.486
3	12.535	2:18.783
181	12.985	2:19.233
57	14.092	2:20.340
29	14.403	2:20.651
53	15.563	2:21.811

LAP 2 @ 09:43:05.055

NO	BEHIND	LAP TIME
126		1:59.182
173	1.492	1:59.788
14	2.574	1:59.761
46	5.307	2:00.935
17	6.105	2:02.062
124	6.482	2:00.729
118	7.527	2:01.485
34	8.325	2:01.180
56	9.193	2:03.568
60	11.425	2:03.602
81	11.492	2:03.507
44	12.540	2:04.746
112	13.062	2:03.557
156	13.105	2:04.459
40	13.592	2:03.422
99	13.982	2:04.942
83	14.120	2:04.404
661	16.460	2:05.233
199	16.729	2:05.994
4	18.476	2:06.288
143	18.952	2:06.109
24	19.088	2:06.032
29	21.102	2:05.881
181	24.272	2:10.469
57	24.525	2:09.615
53	26.954	2:10.573
3	27.851	2:14.498

LAP 3 @ 09:45:03.932

NO	BEHIND	LAP TIME
126		1:58.877
173	2.173	1:59.558
14	3.585	1:59.888
46	5.726	1:59.296
124	8.408	2:00.803
17	8.662	2:01.434
118	9.578	2:00.928
34	10.227	2:00.779
56	13.327	2:03.011
60	15.061	2:02.513
81	15.897	2:03.282
44	16.997	2:03.334
112	17.344	2:03.159
40	17.843	2:03.128
156	18.399	2:04.171
99	18.853	2:03.748
83	19.267	2:04.024
661	22.202	2:04.619
199	22.235	2:04.383
143	25.022	2:04.947
4	25.721	2:06.122
24	25.911	2:05.700
29	27.927	2:05.702
181	32.559	2:07.164
3	33.471	2:04.497
57	34.178	2:08.530
53	38.473	2:10.396

LAP 4 @ 09:47:03.183

NO	BEHIND	LAP TIME
126		1:59.251
173	2.271	1:59.349
14	4.347	2:00.013
46	5.435	1:58.960
124	9.819	2:00.662
17	9.890	2:00.479
118	11.392	2:01.065
34	11.905	2:00.929
56	17.418	2:03.342
60	18.014	2:02.204
81	19.008	2:02.362
44	19.734	2:01.988
112	20.932	2:02.839
40	20.990	2:02.398
156	22.816	2:03.668
83	23.181	2:03.165
99	24.012	2:04.410
199	26.694	2:03.710
661	27.362	2:04.411
143	30.670	2:04.899
4	31.777	2:05.307
24	31.919	2:05.259
29	33.583	2:04.907
3	38.788	2:04.568
181	40.469	2:07.161
57	43.172	2:08.245
53	48.827	2:09.605

LAP 5 @ 09:49:01.704

NO	BEHIND	LAP TIME
126		1:58.521
173	2.907	1:59.157
14	5.160	1:59.334
46	5.667	1:58.753
124	11.876	2:00.578
17	12.146	2:00.777
34	13.771	2:00.387
118	13.829	2:00.958
60	22.211	2:02.718
56	22.235	2:03.338
44	23.181	2:01.968
81	23.720	2:03.233
112	25.033	2:02.622
40	25.416	2:02.947
83	27.652	2:02.992
156	29.269	2:04.974
99	29.444	2:03.953
199	31.875	2:03.702
661	32.487	2:03.646
143	37.379	2:05.230
4	39.190	2:05.934
29	39.807	2:04.745
24	39.906	2:06.508
3	44.356	2:04.089
181	50.253	2:08.305
57	51.539	2:06.888
53	1:00.270	2:09.964

LAP 6 @ 09:50:59.770

NO	BEHIND	LAP TIME
126		1:58.066
173	4.221	1:59.380
14	6.451	1:59.357
46	6.559	1:58.958
124	15.235	2:01.425
17	15.402	2:01.322
34	15.766	2:00.061
118	15.963	2:00.200
44	26.371	2:01.256
60	26.521	2:02.376
56	27.208	2:03.039
81	28.053	2:02.399
112	28.202	2:01.235
40	28.924	2:01.574
83	32.498	2:02.912
156	36.135	2:04.932
99	36.287	2:04.909
199	36.545	2:02.736
661	37.347	2:02.926
143	43.355	2:04.042
29	45.407	2:03.666
4	46.421	2:05.297
24	46.963	2:05.123
3	56.662	2:10.372
57	1:01.543	2:08.070
181	1:01.625	2:09.438
53	1:11.488	2:09.284

LAP 7 @ 09:52:57.601

NO	BEHIND	LAP TIME
126		1:57.831
173	5.526	1:59.136
14	7.308	1:58.688
46	7.415	1:58.687
124	18.395	2:00.991
17	18.663	2:01.092
34	18.708	2:00.773
118	18.810	2:00.678
44	29.635	2:01.095
60	29.724	2:01.034
56	30.807	2:01.430
81	31.587	2:01.365
112	31.735	2:01.364
40	32.733	2:01.640
83	38.013	2:03.346
99	41.431	2:02.975
199	42.802	2:04.088
156	44.491	2:06.187
661	45.269	2:05.753
143	49.463	2:03.939
29	51.616	2:04.040
4	55.056	2:06.466
24	55.094	2:05.962
3	1:05.012	2:06.181
57	1:10.619	2:06.907
181	1:10.697	2:06.903
53	1:22.864	2:09.207

Weather / Track : Sunny / Dry

Snetterton 300
Circuit Length = 2.9689 miles
Start: 09:38 Flag 09:52 End: 09:54

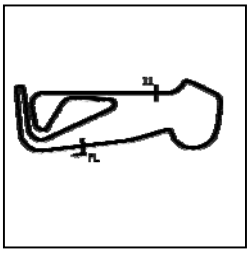

Team Respro MRO 600 inc Clubman 600

RACE 1 - SECTOR ANALYSIS

SECTOR 1 = FL to I1, SECTOR 2 = I1 to FL, DIFF = Difference To Personal Best Lap, P = Crossed Finish Line in Pit Lane, D = Time Disallowed

P1 126 Luke HOPKINS Yamaha - Hopkins Racing

IDEAL LAP TIME : 1:57.831 BEST LAP TIME : 1:57.831 DIFFERENCE : 0.000

LAP	SECTOR 1	SECTOR 2	LAP TIME	MPH	DIFF	TIME OF DAY
1 -		39.991	2:06.248	84.65	8.417	09:41:05.873
2 -	1:19.375	39.807	1:59.182	89.67	1.351	09:43:05.055
3 -	1:19.412	39.465	1:58.877	89.90	1.046	09:45:03.932
4 -	1:19.320	39.931	1:59.251	89.62	1.420	09:47:03.183
5 -	1:19.230	39.291	1:58.521 **(3)**	90.17	0.690	09:49:01.704
6 -	1:18.999	39.067	1:58.066 **(2)**	90.52	0.235	09:50:59.770
7 -	***1:18.884***	***38.947***	***1:57.831*** **(1)**	***90.70***		***09:52:57.601***

P2 173 Stephen DRAPER Kawasaki -

IDEAL LAP TIME : 1:58.913 BEST LAP TIME : 1:59.136 DIFFERENCE : 0.223

LAP	SECTOR 1	SECTOR 2	LAP TIME	MPH	DIFF	TIME OF DAY
1 -		40.111	2:07.134	84.06	7.998	09:41:06.759
2 -	1:19.788	40.000	1:59.788	89.22	0.652	09:43:06.547
3 -	1:19.568	39.990	1:59.558	89.39	0.422	09:45:06.105
4 -	1:19.489	39.860	1:59.349 **(3)**	89.55	0.213	09:47:05.454
5 -	1:19.306	39.851	1:59.157 **(2)**	89.69	0.021	09:49:04.611
6 -	1:19.761	***39.619***	1:59.380	89.52	0.244	09:51:03.991
7 -	***1:19.294***	39.842	***1:59.136*** **(1)**	***89.71***		***09:53:03.127***

P3 14 Chris BURRAGE Yamaha - Seton tuning

IDEAL LAP TIME : 1:58.588 BEST LAP TIME : 1:58.688 DIFFERENCE : 0.100

LAP	SECTOR 1	SECTOR 2	LAP TIME	MPH	DIFF	TIME OF DAY
1 -		40.043	2:08.243	83.34	9.555	09:41:07.868
2 -	1:20.056	39.705	1:59.761	89.24	1.073	09:43:07.629
3 -	1:19.875	40.013	1:59.888	89.15	1.200	09:45:07.517
4 -	1:19.991	40.022	2:00.013	89.05	1.325	09:47:07.530
5 -	1:19.479	39.855	1:59.334 **(2)**	89.56	0.646	09:49:06.864
6 -	1:19.671	***39.686***	1:59.357 **(3)**	89.54	0.669	09:51:06.221
7 -	***1:18.902***	39.786	***1:58.688*** **(1)**	***90.05***		***09:53:04.909***

P4 46 Harry ROWLINGS Triumph - Bernard Elliott racing / Steve Jordan motorcycles

IDEAL LAP TIME : 1:58.476 BEST LAP TIME : 1:58.687 DIFFERENCE : 0.211

LAP	SECTOR 1	SECTOR 2	LAP TIME	MPH	DIFF	TIME OF DAY
1 -		40.278	2:09.802	82.34	11.115	09:41:09.427
2 -	1:20.695	40.240	2:00.935	88.37	2.248	09:43:10.362
3 -	1:19.498	39.798	1:59.296	89.59	0.609	09:45:09.658
4 -	1:19.138	39.822	1:58.960	89.84	0.273	09:47:08.618
5 -	***1:18.924***	39.829	1:58.753 **(2)**	90.00	0.066	09:49:07.371
6 -	1:19.406	***39.552***	1:58.958 **(3)**	89.84	0.271	09:51:06.329
7 -	1:18.981	39.706	***1:58.687*** **(1)**	***90.05***		***09:53:05.016***

P5 124 Kurtis BUTLER Kawasaki - PGVM / 3vk

IDEAL LAP TIME : 2:00.123 BEST LAP TIME : 2:00.578 DIFFERENCE : 0.455

LAP	SECTOR 1	SECTOR 2	LAP TIME	MPH	DIFF	TIME OF DAY
1 -		41.383	2:11.183	81.47	10.605	09:41:10.808
2 -	1:20.162	40.567	2:00.729 **(3)**	88.52	0.151	09:43:11.537
3 -	1:20.437	***40.366***	2:00.803	88.47	0.225	09:45:12.340
4 -	***1:19.757***	40.905	2:00.662 **(2)**	88.57	0.084	09:47:13.002
5 -	1:19.901	40.677	***2:00.578*** **(1)**	***88.64***		***09:49:13.580***
6 -	1:20.462	40.963	2:01.425	88.02	0.847	09:51:15.005
7 -	1:20.181	40.810	2:00.991	88.33	0.413	09:53:15.996

P6 17 C Philip BAKER Triumph - Ashford accident repair centre

IDEAL LAP TIME : 2:00.304 BEST LAP TIME : 2:00.479 DIFFERENCE : 0.175

LAP	SECTOR 1	SECTOR 2	LAP TIME	MPH	DIFF	TIME OF DAY

Snetterton 300
Circuit Length = 2.9689 miles
Start: 09:38 Flag 09:52 End: 09:54

Weather / Track : Sunny / Dry

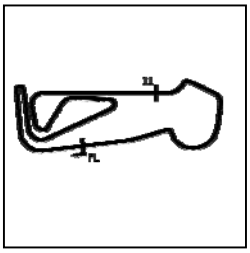

Team Respro MRO 600 inc Clubman 600

RACE 1 - SECTOR ANALYSIS

SECTOR 1 = FL to I1, SECTOR 2 = I1 to FL, DIFF = Difference To Personal Best Lap, P = Crossed Finish Line in Pit Lane, D = Time Disallowed

1 -		40.593	2:09.473		82.55	8.994	09:41:09.098
2 -	1:21.234	40.828	2:02.062		87.56	1.583	09:43:11.160
3 -	1:20.867	40.567	2:01.434		88.01	0.955	09:45:12.594
4 -	***1:20.118***	40.361	***2:00.479***	**(1)**	***88.71***		***09:47:13.073***
5 -	1:20.591	***40.186***	2:00.777	**(2)**	88.49	0.298	09:49:13.850
6 -	1:20.463	40.859	2:01.322		88.09	0.843	09:51:15.172
7 -	1:20.188	40.904	2:01.092	**(3)**	88.26	0.613	09:53:16.264

P7 34 Michael ROSE Yamaha - Rose Racing

IDEAL LAP TIME : 2:00.061 BEST LAP TIME : 2:00.061 DIFFERENCE : 0.000

LAP	SECTOR 1	SECTOR 2	LAP TIME		MPH	DIFF	TIME OF DAY
1 -		41.197	2:12.575		80.61	12.514	09:41:12.200
2 -	1:20.748	40.432	2:01.180		88.20	1.119	09:43:13.380
3 -	1:20.490	40.289	2:00.779		88.49	0.718	09:45:14.159
4 -	1:20.735	40.194	2:00.929		88.38	0.868	09:47:15.088
5 -	1:20.146	40.241	2:00.387	**(2)**	88.78	0.326	09:49:15.475
6 -	***1:20.012***	***40.049***	***2:00.061***	**(1)**	***89.02***		***09:51:15.536***
7 -	1:20.272	40.501	2:00.773	**(3)**	88.49	0.712	09:53:16.309

P8 118 James PLUMMER Yamaha - Moremoto

IDEAL LAP TIME : 2:00.195 BEST LAP TIME : 2:00.200 DIFFERENCE : 0.005

LAP	SECTOR 1	SECTOR 2	LAP TIME		MPH	DIFF	TIME OF DAY
1 -		40.881	2:11.472		81.29	11.272	09:41:11.097
2 -	1:20.911	40.574	2:01.485		87.97	1.285	09:43:12.582
3 -	1:20.702	40.226	2:00.928	**(3)**	88.38	0.728	09:45:13.510
4 -	1:20.483	40.582	2:01.065		88.28	0.865	09:47:14.575
5 -	1:20.909	40.049	2:00.958		88.36	0.758	09:49:15.533
6 -	1:20.213	***39.987***	***2:00.200***	**(1)**	***88.91***		***09:51:15.733***
7 -	***1:20.208***	40.470	2:00.678	**(2)**	88.56	0.478	09:53:16.411

P9 44 Hayden PLATTON Kawasaki - NR Racing

IDEAL LAP TIME : 2:00.707 BEST LAP TIME : 2:01.095 DIFFERENCE : 0.388

LAP	SECTOR 1	SECTOR 2	LAP TIME		MPH	DIFF	TIME OF DAY
1 -		42.729	2:13.224		80.22	12.129	09:41:12.849
2 -	1:23.058	41.688	2:04.746		85.67	3.651	09:43:17.595
3 -	1:22.172	41.162	2:03.334		86.65	2.239	09:45:20.929
4 -	1:21.213	40.775	2:01.988		87.61	0.893	09:47:22.917
5 -	1:21.005	40.963	2:01.968	**(3)**	87.63	0.873	09:49:24.885
6 -	1:20.537	***40.719***	2:01.256	**(2)**	88.14	0.161	09:51:26.141
7 -	***1:19.988***	41.107	***2:01.095***	**(1)**	***88.26***		***09:53:27.236***

P10 60 C Jack YOUNGE Yamaha - Chase Timber Products

IDEAL LAP TIME : 2:01.023 BEST LAP TIME : 2:01.034 DIFFERENCE : 0.011

LAP	SECTOR 1	SECTOR 2	LAP TIME		MPH	DIFF	TIME OF DAY
1 -		42.104	2:13.253		80.20	12.219	09:41:12.878
2 -	1:22.043	41.559	2:03.602		86.47	2.568	09:43:16.480
3 -	1:21.759	40.754	2:02.513		87.24	1.479	09:45:18.993
4 -	1:21.564	***40.640***	2:02.204	**(2)**	87.46	1.170	09:47:21.197
5 -	1:21.440	41.278	2:02.718		87.09	1.684	09:49:23.915
6 -	1:21.014	41.362	2:02.376	**(3)**	87.33	1.342	09:51:26.291
7 -	***1:20.383***	40.651	***2:01.034***	**(1)**	***88.30***		***09:53:27.325***

P11 56 Michael MILLS Yamaha - A51 Racing

IDEAL LAP TIME : 2:01.430 BEST LAP TIME : 2:01.430 DIFFERENCE : 0.000

LAP	SECTOR 1	SECTOR 2	LAP TIME		MPH	DIFF	TIME OF DAY
1 -		41.433	2:11.055		81.55	9.625	09:41:10.680
2 -	1:22.462	41.106	2:03.568		86.49	2.138	09:43:14.248
3 -	1:21.578	41.433	2:03.011	**(2)**	86.88	1.581	09:45:17.259
4 -	1:22.257	41.085	2:03.342		86.65	1.912	09:47:20.601

Weather / Track : Sunny / Dry

Snetterton 300
Circuit Length = 2.9689 miles
Start: 09:38 Flag 09:52 End: 09:54

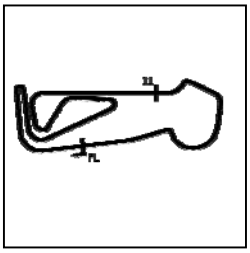

Team Respro MRO 600 inc Clubman 600

RACE 1 - SECTOR ANALYSIS

SECTOR 1 = FL to I1, SECTOR 2 = I1 to FL, DIFF = Difference To Personal Best Lap, P = Crossed Finish Line in Pit Lane, D = Time Disallowed

5 -	1:21.784	41.554	2:03.338	86.65	1.908	09:49:23.939
6 -	1:22.115	40.924	2:03.039 (3)	86.86	1.609	09:51:26.978
7 -	***1:20.732***	***40.698***	***2:01.430 (1)***	***88.01***		***09:53:28.408***

P12 81 C Liam DUFFETT — Triumph -

IDEAL LAP TIME : 2:01.365 BEST LAP TIME : 2:01.365 DIFFERENCE : 0.000

LAP	SECTOR 1	SECTOR 2	LAP TIME	MPH	DIFF	TIME OF DAY
1 -		41.822	2:13.415	80.11	12.050	09:41:13.040
2 -	1:22.331	41.176	2:03.507	86.53	2.142	09:43:16.547
3 -	1:22.238	41.044	2:03.282	86.69	1.917	09:45:19.829
4 -	1:21.272	41.090	2:02.362 (2)	87.34	0.997	09:47:22.191
5 -	1:21.643	41.590	2:03.233	86.73	1.868	09:49:25.424
6 -	1:21.251	41.148	2:02.399 (3)	87.32	1.034	09:51:27.823
7 -	***1:20.617***	***40.748***	***2:01.365 (1)***	***88.06***		***09:53:29.188***

P13 112 James NAGY — Kawasaki - Steelmate

IDEAL LAP TIME : 2:01.226 BEST LAP TIME : 2:01.235 DIFFERENCE : 0.009

LAP	SECTOR 1	SECTOR 2	LAP TIME	MPH	DIFF	TIME OF DAY
1 -		42.269	2:14.935	79.20	13.700	09:41:14.560
2 -	1:22.384	41.173	2:03.557	86.50	2.322	09:43:18.117
3 -	1:21.822	41.337	2:03.159	86.78	1.924	09:45:21.276
4 -	1:21.391	41.448	2:02.839	87.00	1.604	09:47:24.115
5 -	1:21.364	41.258	2:02.622 (3)	87.16	1.387	09:49:26.737
6 -	1:20.601	***40.634***	***2:01.235 (1)***	***88.16***		***09:51:27.972***
7 -	***1:20.592***	40.772	2:01.364 (2)	88.06	0.129	09:53:29.336

P14 40 David SHELVEY — Suzuki - ymark.com

IDEAL LAP TIME : 2:01.461 BEST LAP TIME : 2:01.574 DIFFERENCE : 0.113

LAP	SECTOR 1	SECTOR 2	LAP TIME	MPH	DIFF	TIME OF DAY
1 -		42.047	2:15.600	78.82	14.026	09:41:15.225
2 -	1:21.972	41.450	2:03.422	86.59	1.848	09:43:18.647
3 -	1:21.567	41.561	2:03.128	86.80	1.554	09:45:21.775
4 -	1:21.261	41.137	2:02.398 (3)	87.32	0.824	09:47:24.173
5 -	1:21.492	41.455	2:02.947	86.93	1.373	09:49:27.120
6 -	1:20.740	***40.834***	***2:01.574 (1)***	***87.91***		***09:51:28.694***
7 -	***1:20.627***	41.013	2:01.640 (2)	87.86	0.066	09:53:30.334

P15 83 C Jason LOOMES — Yamaha -

IDEAL LAP TIME : 2:02.426 BEST LAP TIME : 2:02.912 DIFFERENCE : 0.486

LAP	SECTOR 1	SECTOR 2	LAP TIME	MPH	DIFF	TIME OF DAY
1 -		41.935	2:15.146	79.08	12.234	09:41:14.771
2 -	1:23.055	41.349	2:04.404	85.91	1.492	09:43:19.175
3 -	1:22.848	41.176	2:04.024	86.17	1.112	09:45:23.199
4 -	1:22.501	***40.664***	2:03.165 (3)	86.77	0.253	09:47:26.364
5 -	***1:21.762***	41.230	2:02.992 (2)	86.90	0.080	09:49:29.356
6 -	1:22.114	40.798	***2:02.912 (1)***	***86.95***		***09:51:32.268***
7 -	1:22.364	40.982	2:03.346	86.65	0.434	09:53:35.614

P16 99 Michael SIMMONS — Yamaha - Westcountry Windings

IDEAL LAP TIME : 2:02.975 BEST LAP TIME : 2:02.975 DIFFERENCE : 0.000

LAP	SECTOR 1	SECTOR 2	LAP TIME	MPH	DIFF	TIME OF DAY
1 -		41.921	2:14.470	79.48	11.495	09:41:14.095
2 -	1:23.029	41.913	2:04.942	85.54	1.967	09:43:19.037
3 -	1:22.291	41.457	2:03.748 (2)	86.36	0.773	09:45:22.785
4 -	1:22.759	41.651	2:04.410	85.91	1.435	09:47:27.195
5 -	1:22.706	41.247	2:03.953 (3)	86.22	0.978	09:49:31.148
6 -	1:23.457	41.452	2:04.909	85.56	1.934	09:51:36.057
7 -	***1:22.053***	***40.922***	***2:02.975 (1)***	***86.91***		***09:53:39.032***

Snetterton 300
Circuit Length = 2.9689 miles
Start: 09:38 Flag 09:52 End: 09:54

Weather / Track : Sunny / Dry

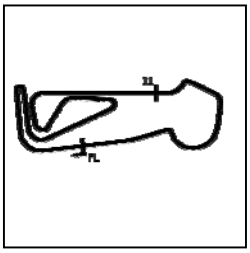

Team Respro MRO 600 inc Clubman 600

RACE 1 - SECTOR ANALYSIS

SECTOR 1 = FL to I1, SECTOR 2 = I1 to FL, DIFF = Difference To Personal Best Lap, P = Crossed Finish Line in Pit Lane, D = Time Disallowed

P17 199 Lloyd COLLINS Honda - Warren Drives

IDEAL LAP TIME : 2:02.641 BEST LAP TIME : 2:02.736 DIFFERENCE : 0.095

LAP	SECTOR 1	SECTOR 2	LAP TIME		MPH	DIFF	TIME OF DAY
1 -		42.196	2:16.165		78.49	13.429	09:41:15.790
2 -	1:24.383	41.611	2:05.994		84.83	3.258	09:43:21.784
3 -	1:23.011	41.372	2:04.383		85.92	1.647	09:45:26.167
4 -	1:22.366	41.344	2:03.710	(3)	86.39	0.974	09:47:29.877
5 -	1:22.655	***41.047***	2:03.702	(2)	86.40	0.966	09:49:33.579
6 -	***1:21.594***	41.142	***2:02.736***	(1)	***87.08***		***09:51:36.315***
7 -	1:22.953	41.135	2:04.088		86.13	1.352	09:53:40.403

P18 156 C Michael STONE Kawasaki -

IDEAL LAP TIME : 2:03.668 BEST LAP TIME : 2:03.668 DIFFERENCE : 0.000

LAP	SECTOR 1	SECTOR 2	LAP TIME		MPH	DIFF	TIME OF DAY
1 -		41.792	2:14.076		79.71	10.408	09:41:13.701
2 -	1:23.043	41.416	2:04.459	(3)	85.87	0.791	09:43:18.160
3 -	1:22.625	41.546	2:04.171	(2)	86.07	0.503	09:45:22.331
4 -	***1:22.486***	***41.182***	***2:03.668***	(1)	***86.42***		***09:47:25.999***
5 -	1:23.237	41.737	2:04.974		85.52	1.306	09:49:30.973
6 -	1:23.471	41.461	2:04.932		85.55	1.264	09:51:35.905
7 -	1:24.078	42.109	2:06.187		84.70	2.519	09:53:42.092

P19 661 C Cameron HARRIS Yamaha - HARRIS PERFORMANCE

IDEAL LAP TIME : 2:02.926 BEST LAP TIME : 2:02.926 DIFFERENCE : 0.000

LAP	SECTOR 1	SECTOR 2	LAP TIME		MPH	DIFF	TIME OF DAY
1 -		42.370	2:16.657		78.21	13.731	09:41:16.282
2 -	1:23.806	41.427	2:05.233		85.34	2.307	09:43:21.515
3 -	1:23.091	41.528	2:04.619		85.76	1.693	09:45:26.134
4 -	1:23.168	41.243	2:04.411	(3)	85.90	1.485	09:47:30.545
5 -	1:22.281	41.365	2:03.646	(2)	86.44	0.720	09:49:34.191
6 -	***1:21.690***	***41.236***	***2:02.926***	(1)	***86.94***		***09:51:37.117***
7 -	1:23.275	42.478	2:05.753		84.99	2.827	09:53:42.870

P20 143 C Daire PRENDERGAST Kawasaki -

IDEAL LAP TIME : 2:03.933 BEST LAP TIME : 2:03.939 DIFFERENCE : 0.006

LAP	SECTOR 1	SECTOR 2	LAP TIME		MPH	DIFF	TIME OF DAY
1 -		43.451	2:18.273		77.29	14.334	09:41:17.898
2 -	1:23.867	42.242	2:06.109		84.75	2.170	09:43:24.007
3 -	1:23.164	41.783	2:04.947		85.54	1.008	09:45:28.954
4 -	1:22.758	42.141	2:04.899	(3)	85.57	0.960	09:47:33.853
5 -	1:23.420	41.810	2:05.230		85.34	1.291	09:49:39.083
6 -	1:22.365	***41.677***	2:04.042	(2)	86.16	0.103	09:51:43.125
7 -	***1:22.256***	41.683	***2:03.939***	(1)	***86.23***		***09:53:47.064***

P21 29 C Charlie STONE Kawasaki -

IDEAL LAP TIME : 2:03.511 BEST LAP TIME : 2:03.666 DIFFERENCE : 0.155

LAP	SECTOR 1	SECTOR 2	LAP TIME		MPH	DIFF	TIME OF DAY
1 -		43.115	2:20.651		75.98	16.985	09:41:20.276
2 -	1:23.969	41.912	2:05.881		84.90	2.215	09:43:26.157
3 -	1:23.999	41.703	2:05.702		85.02	2.036	09:45:31.859
4 -	1:23.305	41.602	2:04.907		85.56	1.241	09:47:36.766
5 -	1:23.378	41.367	2:04.745	(3)	85.67	1.079	09:49:41.511
6 -	1:22.633	***41.033***	***2:03.666***	(1)	***86.42***		***09:51:45.177***
7 -	***1:22.478***	41.562	2:04.040	(2)	86.16	0.374	09:53:49.217

P22 4 Connor MOODY Kawasaki -

IDEAL LAP TIME : 2:04.961 BEST LAP TIME : 2:05.297 DIFFERENCE : 0.336

LAP	SECTOR 1	SECTOR 2	LAP TIME		MPH	DIFF	TIME OF DAY

Weather / Track : Sunny / Dry

Snetterton 300
Circuit Length = 2.9689 miles
Start: 09:38 Flag 09:52 End: 09:54

Team Respro MRO 600 inc Clubman 600

RACE 1 - SECTOR ANALYSIS

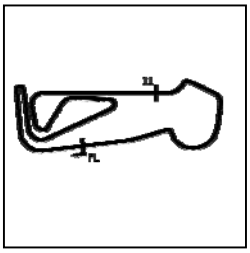

SECTOR 1 = FL to I1, SECTOR 2 = I1 to FL, DIFF = Difference To Personal Best Lap, P = Crossed Finish Line in Pit Lane, D = Time Disallowed

1 -		42.150	2:17.618		77.66	12.321	09:41:17.243
2 -	1:24.155	42.133	2:06.288		84.63	0.991	09:43:23.531
3 -	1:24.064	42.058	2:06.122		84.74	0.825	09:45:29.653
4 -	***1:23.575***	41.732	2:05.307	**(2)**	85.29	0.010	09:47:34.960
5 -	1:24.155	41.779	2:05.934	**(3)**	84.87	0.637	09:49:40.894
6 -	1:23.911	***41.386***	***2:05.297***	**(1)**	***85.30***		***09:51:46.191***
7 -	1:24.685	41.781	2:06.466		84.51	1.169	09:53:52.657

P23 24 C Mark TURNER Yamaha -

IDEAL LAP TIME : 2:04.948 BEST LAP TIME : 2:05.123 DIFFERENCE : 0.175

LAP	SECTOR 1	SECTOR 2	LAP TIME		MPH	DIFF	TIME OF DAY
1 -		42.880	2:18.486		77.17	13.363	09:41:18.111
2 -	1:24.208	41.824	2:06.032		84.80	0.909	09:43:24.143
3 -	***1:23.600***	42.100	2:05.700	**(3)**	85.02	0.577	09:45:29.843
4 -	1:23.627	41.632	2:05.259	**(2)**	85.32	0.136	09:47:35.102
5 -	1:24.360	42.148	2:06.508		84.48	1.385	09:49:41.610
6 -	1:23.775	***41.348***	***2:05.123***	**(1)**	***85.42***		***09:51:46.733***
7 -	1:23.946	42.016	2:05.962		84.85	0.839	09:53:52.695

P24 3 Joey LAMBDEN Yamaha -

IDEAL LAP TIME : 2:04.002 BEST LAP TIME : 2:04.089 DIFFERENCE : 0.087

LAP	SECTOR 1	SECTOR 2	LAP TIME		MPH	DIFF	TIME OF DAY
1 -		42.620	2:18.783		77.01	14.694	09:41:18.408
2 -	1:23.736	50.762	2:14.498		79.46	10.409	09:43:32.906
3 -	1:22.729	41.768	2:04.497	**(2)**	85.85	0.408	09:45:37.403
4 -	1:22.941	***41.627***	2:04.568	**(3)**	85.80	0.479	09:47:41.971
5 -	***1:22.375***	41.714	***2:04.089***	**(1)**	***86.13***		***09:49:46.060***
6 -	1:23.072	47.300	2:10.372		81.98	6.283	09:51:56.432
7 -	1:23.899	42.282	2:06.181		84.70	2.092	09:54:02.613

P25 57 C Theo RUTTER Yamaha - Sublime Designs Racing/RRC

IDEAL LAP TIME : 2:06.294 BEST LAP TIME : 2:06.888 DIFFERENCE : 0.594

LAP	SECTOR 1	SECTOR 2	LAP TIME		MPH	DIFF	TIME OF DAY
1 -		43.531	2:20.340		76.15	13.452	09:41:19.965
2 -	1:25.983	43.632	2:09.615		82.46	2.727	09:43:29.580
3 -	1:25.372	43.158	2:08.530		83.15	1.642	09:45:38.110
4 -	1:25.274	42.971	2:08.245		83.34	1.357	09:47:46.355
5 -	1:24.410	***42.478***	***2:06.888***	**(1)**	***84.23***		***09:49:53.243***
6 -	1:24.534	43.536	2:08.070	**(3)**	83.45	1.182	09:52:01.313
7 -	***1:23.816***	43.091	2:06.907	**(2)**	84.21	0.019	09:54:08.220

P26 181 C Gary CROFT Yamaha - Big G Racing, Acle Locksmiths & Ezza-bean

IDEAL LAP TIME : 2:06.723 BEST LAP TIME : 2:06.903 DIFFERENCE : 0.180

LAP	SECTOR 1	SECTOR 2	LAP TIME		MPH	DIFF	TIME OF DAY
1 -		***42.669***	2:19.233		76.76	12.330	09:41:18.858
2 -	1:27.349	43.120	2:10.469		81.92	3.566	09:43:29.327
3 -	1:24.467	42.697	2:07.164	**(3)**	84.04	0.261	09:45:36.491
4 -	1:24.294	42.867	2:07.161	**(2)**	84.05	0.258	09:47:43.652
5 -	1:24.994	43.311	2:08.305		83.30	1.402	09:49:51.957
6 -	1:25.836	43.602	2:09.438		82.57	2.535	09:52:01.395
7 -	***1:24.054***	42.849	***2:06.903***	**(1)**	***84.22***		***09:54:08.298***

P27 53 C Jason SIGGS Yamaha - J Siggs Construction

IDEAL LAP TIME : 2:09.125 BEST LAP TIME : 2:09.207 DIFFERENCE : 0.082

LAP	SECTOR 1	SECTOR 2	LAP TIME		MPH	DIFF	TIME OF DAY
1 -		44.354	2:21.811		75.36	12.604	09:41:21.436
2 -	1:26.507	44.066	2:10.573		81.85	1.366	09:43:32.009
3 -	1:26.713	43.683	2:10.396		81.96	1.189	09:45:42.405
4 -	1:26.133	***43.472***	2:09.605	**(3)**	82.46	0.398	09:47:52.010

Weather / Track : Sunny / Dry

Snetterton 300
Circuit Length = 2.9689 miles
Start: 09:38 Flag 09:52 End: 09:54

Team Respro MRO 600 inc Clubman 600

RACE 1 - SECTOR ANALYSIS

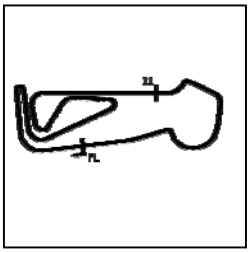

SECTOR 1 = FL to I1, SECTOR 2 = I1 to FL, DIFF = Difference To Personal Best Lap, P = Crossed Finish Line in Pit Lane, D = Time Disallowed

5 -	1:26.455	43.509	2:09.964		82.23	0.757	09:50:01.974
6 -	1:25.778	43.506	2:09.284	**(2)**	82.67	0.077	09:52:11.258
7 -	***1:25.653***	43.554	***2:09.207***	**(1)**	***82.72***		***09:54:20.465***

Weather / Track : Sunny / Dry

Snetterton 300
Circuit Length = 2.9689 miles
Start: 09:38 Flag 09:52 End: 09:54

Team Respro MRO 600 inc Clubman 600

RACE 1 - BEST SECTORS

SECTOR 1				SECTOR 2			IDEAL / BEST COMPARISON					
POS	NO	NAME	TIME	NO	NAME	TIME	POS	NO	NAME	IDEAL	BEST	DIFF
									PERFECT LAP	1:57.831		
1	126	HOPKINS	**1:18.884**	126	HOPKINS	**38.947**	1	126	HOPKINS	1:57.831	1:57.831	0.000
2	14	BURRAGE	**1:18.902**	46	ROWLINGS	**39.552**	2	46	ROWLINGS	1:58.476	1:58.687	0.211
3	46	ROWLINGS	**1:18.924**	173	DRAPER	**39.619**	3	14	BURRAGE	1:58.588	1:58.688	0.100
4	173	DRAPER	**1:19.294**	14	BURRAGE	**39.686**	4	173	DRAPER	1:58.913	1:59.136	0.223
5	124	BUTLER	**1:19.757**	118	PLUMMER	**39.987**	5	34	ROSE	2:00.061	2:00.061	0.000
6	44	PLATTON	**1:19.988**	34	ROSE	**40.049**	6	124	BUTLER	2:00.123	2:00.578	0.455
7	34	ROSE	**1:20.012**	17	BAKER	**40.186**	7	118	PLUMMER	2:00.195	2:00.200	0.005
8	17	BAKER	**1:20.118**	124	BUTLER	**40.366**	8	17	BAKER	2:00.304	2:00.479	0.175
9	118	PLUMMER	**1:20.208**	112	NAGY	**40.634**	9	44	PLATTON	2:00.707	2:01.095	0.388
10	60	YOUNGE	**1:20.383**	60	YOUNGE	**40.640**	10	60	YOUNGE	2:01.023	2:01.034	0.011
11	112	NAGY	**1:20.592**	83	LOOMES	**40.664**	11	112	NAGY	2:01.226	2:01.235	0.009
12	81	DUFFETT	**1:20.617**	56	MILLS	**40.698**	12	81	DUFFETT	2:01.365	2:01.365	0.000
13	40	SHELVEY	**1:20.627**	44	PLATTON	**40.719**	13	56	MILLS	2:01.430	2:01.430	0.000
14	56	MILLS	**1:20.732**	81	DUFFETT	**40.748**	14	40	SHELVEY	2:01.461	2:01.574	0.113
15	199	COLLINS	**1:21.594**	40	SHELVEY	**40.834**	15	83	LOOMES	2:02.426	2:02.912	0.486
16	661	HARRIS	**1:21.690**	99	SIMMONS	**40.922**	16	199	COLLINS	2:02.641	2:02.736	0.095
17	83	LOOMES	**1:21.762**	29	STONE	**41.033**	17	661	HARRIS	2:02.926	2:02.926	0.000
18	99	SIMMONS	**1:22.053**	199	COLLINS	**41.047**	18	99	SIMMONS	2:02.975	2:02.975	0.000
19	143	PRENDERGAST	**1:22.256**	156	STONE	**41.182**	19	29	STONE	2:03.511	2:03.666	0.155
20	3	LAMBDEN	**1:22.375**	661	HARRIS	**41.236**	20	156	STONE	2:03.668	2:03.668	0.000
21	29	STONE	**1:22.478**	24	TURNER	**41.348**	21	143	PRENDERGAST	2:03.933	2:03.939	0.006
22	156	STONE	**1:22.486**	4	MOODY	**41.386**	22	3	LAMBDEN	2:04.002	2:04.089	0.087
23	4	MOODY	**1:23.575**	3	LAMBDEN	**41.627**	23	24	TURNER	2:04.948	2:05.123	0.175
24	24	TURNER	**1:23.600**	143	PRENDERGAST	**41.677**	24	4	MOODY	2:04.961	2:05.297	0.336
25	57	RUTTER	**1:23.816**	57	RUTTER	**42.478**	25	57	RUTTER	2:06.294	2:06.888	0.594
26	181	CROFT	**1:24.054**	181	CROFT	**42.669**	26	181	CROFT	2:06.723	2:06.903	0.180
27	53	SIGGS	**1:25.653**	53	SIGGS	**43.472**	27	53	SIGGS	2:09.125	2:09.207	0.082

Weather / Track : Sunny / Dry

Snetterton 300
Circuit Length = 2.9689 miles
Start: 09:38 Flag 09:52 End: 09:54

Results can be found at www.tsl-timing.com

Printed - 09:56 Sunday, 20 May 2018

Team Respro MRO 600 inc Clubman 600

RACE 10 - GRID (7 Laps)

ROW 12	1	1	34 171 Wesley PEARCE
ROW 11	33 82 Andrew SMITH	32 66 Grant WALDER	31 88 Michael STANLEY
ROW 10	30 129 Christopher STUART	29 80 Stephen KIMMINGS	28 11 Josh HARVEY
ROW 9	27 53 Jason SIGGS 2:09.207	26 181 Gary CROFT 2:06.903	25 57 Theo RUTTER 2:06.888
ROW 8	24 4 Connor MOODY 2:05.297	23 24 Mark TURNER 2:05.123	22 3 Joey LAMBDEN 2:04.089
ROW 7	21 143 Daire PRENDERGAST 2:03.939	20 156 Michael STONE 2:03.668	19 29 Charlie STONE 2:03.666
ROW 6	18 99 Michael SIMMONS 2:02.975	17 661 Cameron HARRIS 2:02.926	16 83 Jason LOOMES 2:02.912
ROW 5	15 199 Lloyd COLLINS 2:02.736	14 40 David SHELVEY 2:01.574	13 56 Michael MILLS 2:01.430
ROW 4	12 81 Liam DUFFETT 2:01.365	11 112 James NAGY 2:01.235	10 44 Hayden PLATTON 2:01.095
ROW 3	9 60 Jack YOUNGE 2:01.034	8 124 Kurtis BUTLER 2:00.578	7 17 Philip BAKER 2:00.479
ROW 2	6 118 James PLUMMER 2:00.200	5 34 Michael ROSE 2:00.061	4 173 Stephen DRAPER 1:59.136
ROW 1	3 14 Chris BURRAGE 1:58.688	2 46 Harry ROWLINGS 1:58.687	1 126 Luke HOPKINS 1:57.831

Pole

Snetterton 300
Circuit Length = 2.9689 miles

These results are provisional until the conclusion of any judicial and technical matters.

Clerk Of Course :		Timekeeper :

Results can be found at www.tsl-timing.com

Printed - 09:58 Sunday, 20 May 2018

Team Respro MRO 600 inc Clubman 600

RACE 10 - CLASSIFICATION

POS	NO	CL	PIC	NAME	ENTRY	LAPS	TIME	GAP	DIFF	MPH	BEST	ON
1	**126**		1	Luke HOPKINS	Yamaha - Hopkins Racing	**7**	13:47.532			90.40	**1:56.969**	5
2	**173**		2	Stephen DRAPER	Kawasaki -	**7**	13:53.534	**6.002**	6.002	89.75	**1:57.422**	3
3	**14**		3	Chris BURRAGE	Yamaha - Seton tuning	**7**	13:58.186	**10.654**	4.652	89.26	**1:58.243**	3
4	**34**		4	Michael ROSE	Yamaha - Rose Racing	**7**	14:10.628	**23.096**	12.442	87.95	**2:00.049**	2
5	**11**		5	Josh HARVEY	Yamaha - NR Racing	**7**	14:11.322	**23.790**	0.694	87.88	**1:59.176**	7
6	**124**		6	Kurtis BUTLER	Kawasaki - PGVM / 3vk	**7**	14:11.910	**24.378**	0.588	87.82	**1:59.847**	7
7	**17**	C	1	Philip BAKER	Triumph - Ashford accident repair centre	**7**	14:11.999	**24.467**	0.089	87.81	**1:59.739**	7
8	**112**		7	James NAGY	Kawasaki - Steelmate	**7**	14:13.002	**25.470**	1.003	87.70	**1:59.689**	6
9	**56**		8	Michael MILLS	Yamaha - A51 Racing	**7**	14:18.330	**30.798**	5.328	87.16	**2:01.009**	4
10	**60**	C	2	Jack YOUNGE	Yamaha - Chase Timber Products	**7**	14:18.628	**31.096**	0.298	87.13	**2:00.528**	6
11	**40**		9	David SHELVEY	Suzuki - ymark.com	**7**	14:20.546	**33.014**	1.918	86.94	**2:01.117**	5
12	**83**	C	3	Jason LOOMES	Yamaha -	**7**	14:23.349	**35.817**	2.803	86.65	**2:01.317**	6
13	**24**	C	4	Mark TURNER	Yamaha -	**7**	14:27.032	**39.500**	3.683	86.29	**2:01.186**	3
14	**199**		10	Lloyd COLLINS	Honda - Warren Drives	**7**	14:29.704	**42.172**	2.672	86.02	**2:01.830**	3
15	**3**		11	Joey LAMBDEN	Yamaha -	**7**	14:39.370	**51.838**	9.666	85.07	**2:02.935**	4
16	**4**		12	Connor MOODY	Kawasaki -	**7**	14:40.775	**53.243**	1.405	84.94	**2:02.680**	7
17	**99**		13	Michael SIMMONS	Yamaha - Westcountry Windings	**7**	14:40.854	**53.322**	0.079	84.93	**2:03.130**	4
18	**156**	C	5	Michael STONE	Kawasaki -	**7**	14:42.516	**54.984**	1.662	84.77	**2:03.152**	4
19	**81**	C	6	Liam DUFFETT	Triumph -	**7**	14:49.680	**1:02.148**	7.164	84.09	**2:04.745**	4
20	**661**	C	7	Cameron HARRIS	Yamaha - HARRIS PERFORMANCE	**7**	14:51.645	**1:04.113**	1.965	83.90	**2:03.215**	2
21	**143**	C	8	Daire PRENDERGAST	Kawasaki -	**7**	14:51.850	**1:04.318**	0.205	83.88	**2:03.707**	3
22	**57**	C	9	Theo RUTTER	Yamaha - Sublime Designs Racing/RRC	**7**	14:52.916	**1:05.384**	1.066	83.78	**2:04.437**	7
23	**181**	C	10	Gary CROFT	Yamaha - Big G Racing, Acle Locksmiths & Ezza-be	**7**	14:55.493	**1:07.961**	2.577	83.54	**2:05.368**	3
24	**53**	C	11	Jason SIGGS	Yamaha - J Siggs Construction	**7**	14:56.456	**1:08.924**	0.963	83.45	**2:05.668**	4
25	**29**	C	12	Charlie STONE	Kawasaki -	**7**	14:58.533	**1:11.001**	2.077	83.26	**2:05.713**	4
				NOT CLASSIFIED								
DNF	**44**			Hayden PLATTON	Kawasaki - NR Racing	**6**	12:12.485	**1 Lap**	1 Lap	87.54	**1:59.707**	6
DNF	**46**			Harry ROWLINGS	Triumph - Bernard Elliott racing / Steve Jordan moto	**2**	4:03.724	**5 Laps**	4 Laps	87.70	**1:58.565**	2
DNF	**118**			James PLUMMER	Yamaha - Moremoto	**0**						

FASTEST LAP

126		Luke HOPKINS	Yamaha - Hopkins Racing	**5**	1:56.969	91.37 mph	147.05 kph
17	C	Philip BAKER	Triumph - Ashford accident repair centre	**7**	1:59.739	89.26 mph	143.65 kph

Class - 92.5% of Race Speed = 83.62 mph
Class C - 92.5% of Race Speed = 81.22 mph

Snetterton 300
Circuit Length = 2.9689 miles
Start: 14:00 Flag 14:14 End: 14:15

Weather / Track : Sunny / Dry
These results are provisional until the conclusion of any judicial and technical matters.

Clerk Of Course :		Timekeeper :

Results can be found at www.tsl-timing.com

Printed - 14:16 Sunday, 20 May 2018

Team Respro MRO 600 inc Clubman 600

RACE 10 - LAP CHART

LAP 1 @ 14:02:21.132

NO	BEHIND	LAP TIME
126		2:03.196
173	1.746	2:04.942
14	1.779	2:04.975
46	1.963	2:05.159
34	2.917	2:06.113
124	4.638	2:07.834
56	4.813	2:08.009
17	5.159	2:08.355
44	5.580	2:08.776
112	5.758	2:08.954
60	7.177	2:10.373
11	7.301	2:10.497
40	7.780	2:10.976
83	8.394	2:11.590
199	8.851	2:12.047
81	9.733	2:12.929
661	9.908	2:13.104
143	10.959	2:14.155
24	11.051	2:14.247
3	11.526	2:14.722
4	11.945	2:15.141
99	12.291	2:15.487
53	13.199	2:16.395
156	13.319	2:16.515
57	14.052	2:17.248
29	14.756	2:17.952
181	15.280	2:18.476

LAP 2 @ 14:04:18.901

NO	BEHIND	LAP TIME
126		1:57.769
173	2.182	1:58.205
14	2.418	1:58.408
46	2.759	1:58.565
34	5.197	2:00.049
124	8.230	2:01.361
56	8.416	2:01.372
17	8.712	2:01.322
44	9.489	2:01.678
11	9.656	2:00.124
112	9.940	2:01.951
60	11.893	2:02.485
40	12.351	2:02.340
83	14.096	2:03.471
199	14.760	2:03.678
661	15.354	2:03.215
24	17.924	2:04.642
81	18.568	2:06.604
143	18.681	2:05.491
3	19.480	2:05.723
4	19.872	2:05.696
99	20.068	2:05.546
156	20.633	2:05.083
53	22.228	2:06.798
57	22.792	2:06.509
29	23.681	2:06.694
181	23.818	2:06.307

LAP 3 @ 14:06:16.267

NO	BEHIND	LAP TIME
126		1:57.366
173	2.238	1:57.422
14	3.295	1:58.243
34	8.258	2:00.427
124	11.500	2:00.636
56	12.530	2:01.480
17	12.598	2:01.252
11	12.973	2:00.683
44	12.980	2:00.857
112	13.734	2:01.160
60	16.232	2:01.705
40	17.031	2:02.046
83	18.540	2:01.810
199	19.224	2:01.830
661	21.459	2:03.471
24	21.744	2:01.186
143	25.022	2:03.707
3	26.929	2:04.815
99	27.163	2:04.461
156	27.849	2:04.582
4	28.119	2:05.613
81	28.503	2:07.301
57	30.971	2:05.545
53	31.153	2:06.291
181	31.820	2:05.368
29	33.367	2:07.052

LAP 4 @ 14:08:13.784

NO	BEHIND	LAP TIME
126		1:57.517
173	2.363	1:57.642
14	4.714	1:58.936
34	11.294	2:00.553
124	14.981	2:00.998
56	16.022	2:01.009
17	16.236	2:01.155
11	16.317	2:00.861
44	16.811	2:01.348
112	17.055	2:00.838
60	19.888	2:01.173
40	20.715	2:01.201
83	22.694	2:01.671
199	24.683	2:02.976
24	26.467	2:02.240
661	27.512	2:03.570
143	31.823	2:04.318
3	32.347	2:02.935
99	32.776	2:03.130
156	33.484	2:03.152
4	34.269	2:03.667
81	35.731	2:04.745
53	39.304	2:05.668
57	39.336	2:05.882
181	39.936	2:05.633
29	41.563	2:05.713

LAP 5 @ 14:10:10.753

NO	BEHIND	LAP TIME
126		1:56.969
173	3.268	1:57.874
14	7.043	1:59.298
34	15.994	2:01.669
124	18.764	2:00.752
11	18.799	1:59.451
17	19.097	1:59.830
44	19.961	2:00.119
56	20.519	2:01.466
112	20.750	2:00.664
60	24.526	2:01.607
40	24.863	2:01.117
83	27.379	2:01.654
199	30.768	2:03.054
24	30.881	2:01.383
3	38.605	2:03.227
99	40.292	2:04.485
156	40.780	2:04.265
4	41.042	2:03.742
81	45.165	2:06.403
143	48.685	2:13.831
53	49.635	2:07.300
661	49.761	2:19.218
181	50.065	2:07.098
57	50.069	2:07.702
29	50.578	2:05.984

LAP 6 @ 14:12:08.349

NO	BEHIND	LAP TIME
126		1:57.596
173	4.166	1:58.494
14	8.742	1:59.295
34	19.286	2:00.888
124	21.650	2:00.482
11	21.733	2:00.530
17	21.847	2:00.346
44	22.072	1:59.707
112	22.843	1:59.689
56	24.672	2:01.749
60	27.458	2:00.528
40	28.802	2:01.535
83	31.100	2:01.317
24	34.502	2:01.217
199	36.562	2:03.390
3	44.344	2:03.335
99	47.083	2:04.387
156	47.431	2:04.247
4	47.682	2:04.236
81	53.667	2:06.098
143	55.520	2:04.431
661	55.974	2:03.809
57	58.066	2:05.593
53	59.112	2:07.073
181	59.517	2:07.048
29	1:00.647	2:07.665

LAP 7 @ 14:14:05.468

NO	BEHIND	LAP TIME
126		1:57.119
173	6.002	1:58.955
14	10.654	1:59.031
34	23.096	2:00.929
11	23.790	1:59.176
124	24.378	1:59.847
17	24.467	1:59.739
112	25.470	1:59.746
56	30.798	2:03.245
60	31.096	2:00.757
40	33.014	2:01.331
83	35.817	2:01.836
24	39.500	2:02.117
199	42.172	2:02.729
3	51.838	2:04.613
4	53.243	2:02.680
99	53.322	2:03.358
156	54.984	2:04.672
81	1:02.148	2:05.600
661	1:04.113	2:05.258
143	1:04.318	2:05.917
57	1:05.384	2:04.437
181	1:07.961	2:05.563
53	1:08.924	2:06.931
29	1:11.001	2:07.473

Weather / Track : Sunny / Dry

Snetterton 300
Circuit Length = 2.9689 miles
Start: 14:00 Flag 14:14 End: 14:15

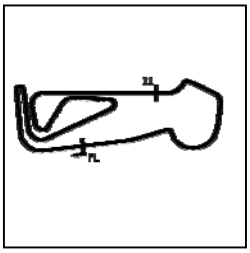

Team Respro MRO 600 inc Clubman 600

RACE 10 - SECTOR ANALYSIS

SECTOR 1 = FL to I1, SECTOR 2 = I1 to FL, DIFF = Difference To Personal Best Lap, P = Crossed Finish Line in Pit Lane, D = Time Disallowed

P1 126 Luke HOPKINS — Yamaha - Hopkins Racing

IDEAL LAP TIME : 1:56.969 BEST LAP TIME : 1:56.969 DIFFERENCE : 0.000

LAP	SECTOR 1	SECTOR 2	LAP TIME	MPH	DIFF	TIME OF DAY
1 -		39.137	2:03.196	86.75	6.227	14:02:21.132
2 -	1:18.681	39.088	1:57.769	90.75	0.800	14:04:18.901
3 -	1:18.448	38.918	1:57.366 (3)	91.06	0.397	14:06:16.267
4 -	1:18.508	39.009	1:57.517	90.94	0.548	14:08:13.784
5 -	***1:18.194***	***38.775***	***1:56.969 (1)***	***91.37***		***14:10:10.753***
6 -	1:18.541	39.055	1:57.596	90.88	0.627	14:12:08.349
7 -	1:18.243	38.876	1:57.119 (2)	91.25	0.150	14:14:05.468

P2 173 Stephen DRAPER — Kawasaki -

IDEAL LAP TIME : 1:57.328 BEST LAP TIME : 1:57.422 DIFFERENCE : 0.094

LAP	SECTOR 1	SECTOR 2	LAP TIME	MPH	DIFF	TIME OF DAY
1 -		39.340	2:04.942	85.54	7.520	14:02:22.878
2 -	1:18.952	39.253	1:58.205	90.41	0.783	14:04:21.083
3 -	1:18.506	***38.916***	***1:57.422 (1)***	***91.02***		***14:06:18.505***
4 -	1:18.434	39.208	1:57.642 (2)	90.85	0.220	14:08:16.147
5 -	***1:18.412***	39.462	1:57.874 (3)	90.67	0.452	14:10:14.021
6 -	1:19.194	39.300	1:58.494	90.19	1.072	14:12:12.515
7 -	1:19.308	39.647	1:58.955	89.84	1.533	14:14:11.470

P3 14 Chris BURRAGE — Yamaha - Seton tuning

IDEAL LAP TIME : 1:58.234 BEST LAP TIME : 1:58.243 DIFFERENCE : 0.009

LAP	SECTOR 1	SECTOR 2	LAP TIME	MPH	DIFF	TIME OF DAY
1 -		***39.406***	2:04.975	85.52	6.732	14:02:22.911
2 -	1:18.858	39.550	1:58.408 (2)	90.26	0.165	14:04:21.319
3 -	***1:18.828***	39.415	***1:58.243 (1)***	***90.39***		***14:06:19.562***
4 -	1:19.255	39.681	1:58.936 (3)	89.86	0.693	14:08:18.498
5 -	1:19.649	39.649	1:59.298	89.59	1.055	14:10:17.796
6 -	1:19.772	39.523	1:59.295	89.59	1.052	14:12:17.091
7 -	1:19.399	39.632	1:59.031	89.79	0.788	14:14:16.122

P4 34 Michael ROSE — Yamaha - Rose Racing

IDEAL LAP TIME : 1:59.404 BEST LAP TIME : 2:00.049 DIFFERENCE : 0.645

LAP	SECTOR 1	SECTOR 2	LAP TIME	MPH	DIFF	TIME OF DAY
1 -		***39.533***	2:06.113	84.74	6.064	14:02:24.049
2 -	***1:19.871***	40.178	***2:00.049 (1)***	***89.03***		***14:04:24.098***
3 -	1:20.263	40.164	2:00.427 (2)	88.75	0.378	14:06:24.525
4 -	1:20.118	40.435	2:00.553 (3)	88.65	0.504	14:08:25.078
5 -	1:21.078	40.591	2:01.669	87.84	1.620	14:10:26.747
6 -	1:20.488	40.400	2:00.888	88.41	0.839	14:12:27.635
7 -	1:20.604	40.325	2:00.929	88.38	0.880	14:14:28.564

P5 11 Josh HARVEY — Yamaha - NR Racing

IDEAL LAP TIME : 1:58.950 BEST LAP TIME : 1:59.176 DIFFERENCE : 0.226

LAP	SECTOR 1	SECTOR 2	LAP TIME	MPH	DIFF	TIME OF DAY
1 -		40.364	2:10.497	81.90	11.321	14:02:28.433
2 -	***1:19.419***	40.705	2:00.124 (3)	88.97	0.948	14:04:28.557
3 -	1:19.757	40.926	2:00.683	88.56	1.507	14:06:29.240
4 -	1:20.293	40.568	2:00.861	88.43	1.685	14:08:30.101
5 -	1:19.584	39.867	1:59.451 (2)	89.47	0.275	14:10:29.552
6 -	1:20.344	40.186	2:00.530	88.67	1.354	14:12:30.082
7 -	1:19.645	***39.531***	***1:59.176 (1)***	***89.68***		***14:14:29.258***

P6 124 Kurtis BUTLER — Kawasaki - PGVM / 3vk

IDEAL LAP TIME : 1:59.847 BEST LAP TIME : 1:59.847 DIFFERENCE : 0.000

LAP	SECTOR 1	SECTOR 2	LAP TIME	MPH	DIFF	TIME OF DAY

Weather / Track : Sunny / Dry

Snetterton 300
Circuit Length = 2.9689 miles
Start: 14:00 Flag 14:14 End: 14:15

Team Respro MRO 600 inc Clubman 600

RACE 10 - SECTOR ANALYSIS

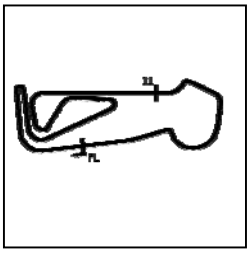

SECTOR 1 = FL to I1, SECTOR 2 = I1 to FL, DIFF = Difference To Personal Best Lap, P = Crossed Finish Line in Pit Lane, D = Time Disallowed

1 -		40.578	2:07.834	83.60	7.987	14:02:25.770
2 -	1:20.651	40.710	2:01.361	88.06	1.514	14:04:27.131
3 -	1:20.168	40.468	2:00.636 (3)	88.59	0.789	14:06:27.767
4 -	1:20.526	40.472	2:00.998	88.33	1.151	14:08:28.765
5 -	1:20.186	40.566	2:00.752	88.51	0.905	14:10:29.517
6 -	1:20.308	40.174	2:00.482 (2)	88.71	0.635	14:12:29.999
7 -	***1:19.694***	***40.153***	***1:59.847 (1)***	***89.18***		***14:14:29.846***

P7 17 C Philip BAKER

Triumph - Ashford accident repair centre

IDEAL LAP TIME : 1:59.107 BEST LAP TIME : 1:59.739 DIFFERENCE : 0.632

LAP	SECTOR 1	SECTOR 2	LAP TIME	MPH	DIFF	TIME OF DAY
1 -		40.589	2:08.355	83.26	8.616	14:02:26.291
2 -	1:20.512	40.810	2:01.322	88.09	1.583	14:04:27.613
3 -	1:20.579	40.673	2:01.252	88.14	1.513	14:06:28.865
4 -	1:20.528	40.627	2:01.155	88.21	1.416	14:08:30.020
5 -	***1:19.598***	40.232	1:59.830 (2)	89.19	0.091	14:10:29.850
6 -	1:20.005	40.341	2:00.346 (3)	88.81	0.607	14:12:30.196
7 -	1:20.230	***39.509***	***1:59.739 (1)***	***89.26***		***14:14:29.935***

P8 112 James NAGY

Kawasaki - Steelmate

IDEAL LAP TIME : 1:59.675 BEST LAP TIME : 1:59.689 DIFFERENCE : 0.014

LAP	SECTOR 1	SECTOR 2	LAP TIME	MPH	DIFF	TIME OF DAY
1 -		40.714	2:08.954	82.88	9.265	14:02:26.890
2 -	1:20.745	41.206	2:01.951	87.64	2.262	14:04:28.841
3 -	1:20.498	40.662	2:01.160	88.21	1.471	14:06:30.001
4 -	1:19.770	41.068	2:00.838	88.44	1.149	14:08:30.839
5 -	1:20.242	40.422	2:00.664 (3)	88.57	0.975	14:10:31.503
6 -	1:19.780	***39.909***	***1:59.689 (1)***	***89.29***		***14:12:31.192***
7 -	***1:19.766***	39.980	1:59.746 (2)	89.25	0.057	14:14:30.938

P9 56 Michael MILLS

Yamaha - A51 Racing

IDEAL LAP TIME : 2:00.959 BEST LAP TIME : 2:01.009 DIFFERENCE : 0.050

LAP	SECTOR 1	SECTOR 2	LAP TIME	MPH	DIFF	TIME OF DAY
1 -		***40.541***	2:08.009	83.49	7.000	14:02:25.945
2 -	1:20.498	40.874	2:01.372 (2)	88.06	0.363	14:04:27.317
3 -	1:20.650	40.830	2:01.480	87.98	0.471	14:06:28.797
4 -	***1:20.418***	40.591	***2:01.009 (1)***	***88.32***		***14:08:29.806***
5 -	1:20.735	40.731	2:01.466 (3)	87.99	0.457	14:10:31.272
6 -	1:20.747	41.002	2:01.749	87.78	0.740	14:12:33.021
7 -	1:21.929	41.316	2:03.245	86.72	2.236	14:14:36.266

P10 60 C Jack YOUNGE

Yamaha - Chase Timber Products

IDEAL LAP TIME : 2:00.414 BEST LAP TIME : 2:00.528 DIFFERENCE : 0.114

LAP	SECTOR 1	SECTOR 2	LAP TIME	MPH	DIFF	TIME OF DAY
1 -		40.911	2:10.373	81.98	9.845	14:02:28.309
2 -	1:21.817	40.668	2:02.485	87.26	1.957	14:04:30.794
3 -	1:21.247	40.458	2:01.705	87.81	1.177	14:06:32.499
4 -	1:20.886	40.287	2:01.173 (3)	88.20	0.645	14:08:33.672
5 -	1:21.015	40.592	2:01.607	87.89	1.079	14:10:35.279
6 -	***1:20.163***	40.365	***2:00.528 (1)***	***88.67***		***14:12:35.807***
7 -	1:20.506	***40.251***	2:00.757 (2)	88.50	0.229	14:14:36.564

P11 40 David SHELVEY

Suzuki - ymark.com

IDEAL LAP TIME : 2:01.010 BEST LAP TIME : 2:01.117 DIFFERENCE : 0.107

LAP	SECTOR 1	SECTOR 2	LAP TIME	MPH	DIFF	TIME OF DAY
1 -		41.171	2:10.976	81.60	9.859	14:02:28.912
2 -	1:21.912	40.428	2:02.340	87.36	1.223	14:04:31.252
3 -	1:21.497	40.549	2:02.046	87.57	0.929	14:06:33.298
4 -	1:21.015	***40.186***	2:01.201 (2)	88.18	0.084	14:08:34.499

Weather / Track : Sunny / Dry

Snetterton 300
Circuit Length = 2.9689 miles
Start: 14:00 Flag 14:14 End: 14:15

Team Respro MRO 600 inc Clubman 600

RACE 10 - SECTOR ANALYSIS

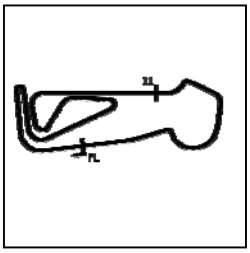

SECTOR 1 = FL to I1, SECTOR 2 = I1 to FL, DIFF = Difference To Personal Best Lap, P = Crossed Finish Line in Pit Lane, D = Time Disallowed

5 -	***1:20.824***	40.293	***2:01.117***	**(1)**	***88.24***		***14:10:35.616***
6 -	1:21.044	40.491	2:01.535		87.94	0.418	14:12:37.151
7 -	1:20.908	40.423	2:01.331	**(3)**	88.09	0.214	14:14:38.482

P12 83 C Jason LOOMES

Yamaha -

IDEAL LAP TIME : 2:01.317 BEST LAP TIME : 2:01.317 DIFFERENCE : 0.000

LAP	SECTOR 1	SECTOR 2	LAP TIME		MPH	DIFF	TIME OF DAY
1 -		41.450	2:11.590		81.22	10.273	14:02:29.526
2 -	1:22.458	41.013	2:03.471		86.56	2.154	14:04:32.997
3 -	1:21.334	40.476	2:01.810		87.74	0.493	14:06:34.807
4 -	1:21.051	40.620	2:01.671	**(3)**	87.84	0.354	14:08:36.478
5 -	1:21.154	40.500	2:01.654	**(2)**	87.85	0.337	14:10:38.132
6 -	***1:20.959***	***40.358***	***2:01.317***	**(1)**	***88.10***		***14:12:39.449***
7 -	1:21.081	40.755	2:01.836		87.72	0.519	14:14:41.285

P13 24 C Mark TURNER

Yamaha -

IDEAL LAP TIME : 2:00.584 BEST LAP TIME : 2:01.186 DIFFERENCE : 0.602

LAP	SECTOR 1	SECTOR 2	LAP TIME		MPH	DIFF	TIME OF DAY
1 -		42.136	2:14.247		79.61	13.061	14:02:32.183
2 -	1:22.898	41.744	2:04.642		85.75	3.456	14:04:36.825
3 -	***1:20.508***	40.678	***2:01.186***	**(1)**	***88.19***		***14:06:38.011***
4 -	1:21.762	40.478	2:02.240		87.43	1.054	14:08:40.251
5 -	1:20.522	40.861	2:01.383	**(3)**	88.05	0.197	14:10:41.634
6 -	1:21.141	***40.076***	2:01.217	**(2)**	88.17	0.031	14:12:42.851
7 -	1:21.625	40.492	2:02.117		87.52	0.931	14:14:44.968

P14 199 Lloyd COLLINS

Honda - Warren Drives

IDEAL LAP TIME : 2:01.830 BEST LAP TIME : 2:01.830 DIFFERENCE : 0.000

LAP	SECTOR 1	SECTOR 2	LAP TIME		MPH	DIFF	TIME OF DAY
1 -		41.177	2:12.047		80.94	10.217	14:02:29.983
2 -	1:22.455	41.223	2:03.678		86.41	1.848	14:04:33.661
3 -	***1:21.133***	***40.697***	***2:01.830***	**(1)**	***87.72***		***14:06:35.491***
4 -	1:22.117	40.859	2:02.976	**(3)**	86.91	1.146	14:08:38.467
5 -	1:21.810	41.244	2:03.054		86.85	1.224	14:10:41.521
6 -	1:22.370	41.020	2:03.390		86.62	1.560	14:12:44.911
7 -	1:21.529	41.200	2:02.729	**(2)**	87.08	0.899	14:14:47.640

P15 3 Joey LAMBDEN

Yamaha -

IDEAL LAP TIME : 2:02.691 BEST LAP TIME : 2:02.935 DIFFERENCE : 0.244

LAP	SECTOR 1	SECTOR 2	LAP TIME		MPH	DIFF	TIME OF DAY
1 -		41.993	2:14.722		79.33	11.787	14:02:32.658
2 -	1:23.843	41.880	2:05.723		85.01	2.788	14:04:38.381
3 -	1:23.393	41.422	2:04.815		85.63	1.880	14:06:43.196
4 -	***1:21.406***	41.529	***2:02.935***	**(1)**	***86.94***		***14:08:46.131***
5 -	1:21.942	***41.285***	2:03.227	**(2)**	86.73	0.292	14:10:49.358
6 -	1:21.968	41.367	2:03.335	**(3)**	86.65	0.400	14:12:52.693
7 -	1:23.136	41.477	2:04.613		85.77	1.678	14:14:57.306

P16 4 Connor MOODY

Kawasaki -

IDEAL LAP TIME : 2:02.680 BEST LAP TIME : 2:02.680 DIFFERENCE : 0.000

LAP	SECTOR 1	SECTOR 2	LAP TIME		MPH	DIFF	TIME OF DAY
1 -		41.758	2:15.141		79.08	12.461	14:02:33.077
2 -	1:23.862	41.834	2:05.696		85.03	3.016	14:04:38.773
3 -	1:23.542	42.071	2:05.613		85.08	2.933	14:06:44.386
4 -	1:22.591	41.076	2:03.667	**(2)**	86.42	0.987	14:08:48.053
5 -	1:22.719	41.023	2:03.742	**(3)**	86.37	1.062	14:10:51.795
6 -	1:22.892	41.344	2:04.236		86.03	1.556	14:12:56.031
7 -	***1:21.947***	***40.733***	***2:02.680***	**(1)**	***87.12***		***14:14:58.711***

Weather / Track : Sunny / Dry

Snetterton 300
Circuit Length = 2.9689 miles
Start: 14:00 Flag 14:14 End: 14:15

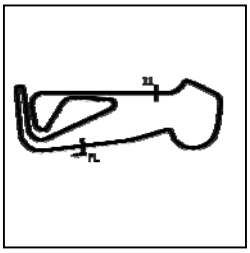

Team Respro MRO 600 inc Clubman 600

RACE 10 - SECTOR ANALYSIS

SECTOR 1 = FL to I1, SECTOR 2 = I1 to FL, DIFF = Difference To Personal Best Lap, P = Crossed Finish Line in Pit Lane, D = Time Disallowed

P17 99 Michael SIMMONS Yamaha - Westcountry Windings

IDEAL LAP TIME : 2:02.857 BEST LAP TIME : 2:03.130 DIFFERENCE : 0.273

LAP	SECTOR 1	SECTOR 2	LAP TIME	MPH	DIFF	TIME OF DAY
1 -		41.522	2:15.487	78.88	12.357	14:02:33.423
2 -	1:24.057	41.489	2:05.546	85.13	2.416	14:04:38.969
3 -	1:23.082	41.379	2:04.461	85.87	1.331	14:06:43.430
4 -	***1:21.884***	41.246	***2:03.130*** **(1)**	***86.80***		***14:08:46.560***
5 -	1:22.731	41.754	2:04.485	85.85	1.355	14:10:51.045
6 -	1:22.965	41.422	2:04.387 **(3)**	85.92	1.257	14:12:55.432
7 -	1:22.385	***40.973***	2:03.358 **(2)**	86.64	0.228	14:14:58.790

P18 156 C Michael STONE Kawasaki -

IDEAL LAP TIME : 2:03.152 BEST LAP TIME : 2:03.152 DIFFERENCE : 0.000

LAP	SECTOR 1	SECTOR 2	LAP TIME	MPH	DIFF	TIME OF DAY
1 -		41.633	2:16.515	78.29	13.363	14:02:34.451
2 -	1:23.415	41.668	2:05.083	85.44	1.931	14:04:39.534
3 -	1:22.884	41.698	2:04.582	85.79	1.430	14:06:44.116
4 -	***1:22.215***	***40.937***	***2:03.152*** **(1)**	***86.78***		***14:08:47.268***
5 -	1:22.611	41.654	2:04.265 **(3)**	86.01	1.113	14:10:51.533
6 -	1:22.856	41.391	2:04.247 **(2)**	86.02	1.095	14:12:55.780
7 -	1:23.329	41.343	2:04.672	85.72	1.520	14:15:00.452

P19 81 C Liam DUFFETT Triumph -

IDEAL LAP TIME : 2:04.745 BEST LAP TIME : 2:04.745 DIFFERENCE : 0.000

LAP	SECTOR 1	SECTOR 2	LAP TIME	MPH	DIFF	TIME OF DAY
1 -		42.121	2:12.929	80.40	8.184	14:02:30.865
2 -	1:24.113	42.491	2:06.604	84.42	1.859	14:04:37.469
3 -	1:24.859	42.442	2:07.301	83.95	2.556	14:06:44.770
4 -	***1:22.851***	***41.894***	***2:04.745*** **(1)**	***85.67***		***14:08:49.515***
5 -	1:24.004	42.399	2:06.403	84.55	1.658	14:10:55.918
6 -	1:24.200	41.898	2:06.098 **(3)**	84.76	1.353	14:13:02.016
7 -	1:23.625	41.975	2:05.600 **(2)**	85.09	0.855	14:15:07.616

P20 661 C Cameron HARRIS Yamaha - HARRIS PERFORMANCE

IDEAL LAP TIME : 2:02.910 BEST LAP TIME : 2:03.215 DIFFERENCE : 0.305

LAP	SECTOR 1	SECTOR 2	LAP TIME	MPH	DIFF	TIME OF DAY
1 -		41.594	2:13.104	80.29	9.889	14:02:31.040
2 -	1:22.373	***40.842***	***2:03.215*** **(1)**	***86.74***		***14:04:34.255***
3 -	***1:22.068***	41.403	2:03.471 **(2)**	86.56	0.256	14:06:37.726
4 -	1:22.211	41.359	2:03.570 **(3)**	86.49	0.355	14:08:41.296
5 -	1:22.504	56.714	2:19.218	76.77	16.003	14:11:00.514
6 -	1:22.429	41.380	2:03.809	86.32	0.594	14:13:04.323
7 -	1:22.792	42.466	2:05.258	85.32	2.043	14:15:09.581

P21 143 C Daire PRENDERGAST Kawasaki -

IDEAL LAP TIME : 2:03.707 BEST LAP TIME : 2:03.707 DIFFERENCE : 0.000

LAP	SECTOR 1	SECTOR 2	LAP TIME	MPH	DIFF	TIME OF DAY
1 -		42.169	2:14.155	79.66	10.448	14:02:32.091
2 -	1:23.147	42.344	2:05.491	85.17	1.784	14:04:37.582
3 -	***1:22.079***	***41.628***	***2:03.707*** **(1)**	***86.39***		***14:06:41.289***
4 -	1:22.501	41.817	2:04.318 **(2)**	85.97	0.611	14:08:45.607
5 -	1:22.151	51.680	2:13.831	79.86	10.124	14:10:59.438
6 -	1:22.509	41.922	2:04.431 **(3)**	85.89	0.724	14:13:03.869
7 -	1:22.938	42.979	2:05.917	84.88	2.210	14:15:09.786

P22 57 C Theo RUTTER Yamaha - Sublime Designs Racing/RRC

IDEAL LAP TIME : 2:04.437 BEST LAP TIME : 2:04.437 DIFFERENCE : 0.000

LAP	SECTOR 1	SECTOR 2	LAP TIME	MPH	DIFF	TIME OF DAY

Weather / Track : Sunny / Dry

Snetterton 300
Circuit Length = 2.9689 miles
Start: 14:00 Flag 14:14 End: 14:15

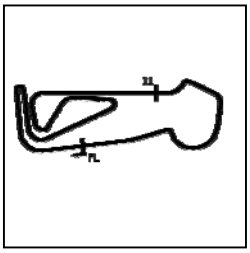

Team Respro MRO 600 inc Clubman 600

RACE 10 - SECTOR ANALYSIS

SECTOR 1 = FL to I1, SECTOR 2 = I1 to FL, DIFF = Difference To Personal Best Lap, P = Crossed Finish Line in Pit Lane, D = Time Disallowed

1 -		42.199	2:17.248		77.87	12.811	14:02:35.184
2 -	1:24.604	41.905	2:06.509		84.48	2.072	14:04:41.693
3 -	1:23.092	42.453	2:05.545	(2)	85.13	1.108	14:06:47.238
4 -	1:24.133	41.749	2:05.882		84.90	1.445	14:08:53.120
5 -	1:24.751	42.951	2:07.702		83.69	3.265	14:11:00.822
6 -	1:23.581	42.012	2:05.593	(3)	85.10	1.156	14:13:06.415
7 -	***1:22.829***	***41.608***	***2:04.437***	**(1)**	***85.89***		***14:15:10.852***

P23 181 C Gary CROFT

Yamaha - Big G Racing, Acle Locksmiths & Ezza-bean

IDEAL LAP TIME : 2:05.030 BEST LAP TIME : 2:05.368 DIFFERENCE : 0.338

LAP	SECTOR 1	SECTOR 2	LAP TIME		MPH	DIFF	TIME OF DAY
1 -		42.657	2:18.476		77.18	13.108	14:02:36.412
2 -	1:24.426	***41.881***	2:06.307		84.61	0.939	14:04:42.719
3 -	***1:23.149***	42.219	***2:05.368***	**(1)**	***85.25***		***14:06:48.087***
4 -	1:23.696	41.937	2:05.633	(3)	85.07	0.265	14:08:53.720
5 -	1:24.029	43.069	2:07.098		84.09	1.730	14:11:00.818
6 -	1:23.811	43.237	2:07.048		84.12	1.680	14:13:07.866
7 -	1:23.544	42.019	2:05.563	(2)	85.12	0.195	14:15:13.429

P24 53 C Jason SIGGS

Yamaha - J Siggs Construction

IDEAL LAP TIME : 2:05.349 BEST LAP TIME : 2:05.668 DIFFERENCE : 0.319

LAP	SECTOR 1	SECTOR 2	LAP TIME		MPH	DIFF	TIME OF DAY
1 -		41.845	2:16.395		78.36	10.727	14:02:34.331
2 -	1:24.847	41.951	2:06.798	(3)	84.29	1.130	14:04:41.129
3 -	***1:23.509***	42.782	2:06.291	(2)	84.63	0.623	14:06:47.420
4 -	1:23.828	***41.840***	***2:05.668***	**(1)**	***85.05***		***14:08:53.088***
5 -	1:24.329	42.971	2:07.300		83.95	1.632	14:11:00.388
6 -	1:23.650	43.423	2:07.073		84.10	1.405	14:13:07.461
7 -	1:24.290	42.641	2:06.931		84.20	1.263	14:15:14.392

P25 29 C Charlie STONE

Kawasaki -

IDEAL LAP TIME : 2:05.429 BEST LAP TIME : 2:05.713 DIFFERENCE : 0.284

LAP	SECTOR 1	SECTOR 2	LAP TIME		MPH	DIFF	TIME OF DAY
1 -		42.330	2:17.952		77.47	12.239	14:02:35.888
2 -	1:24.716	41.978	2:06.694	(3)	84.36	0.981	14:04:42.582
3 -	1:24.983	42.069	2:07.052		84.12	1.339	14:06:49.634
4 -	1:24.025	***41.688***	***2:05.713***	**(1)**	***85.01***		***14:08:55.347***
5 -	***1:23.741***	42.243	2:05.984	(2)	84.83	0.271	14:11:01.331
6 -	1:25.295	42.370	2:07.665		83.71	1.952	14:13:08.996
7 -	1:24.463	43.010	2:07.473		83.84	1.760	14:15:16.469

P26 44 Hayden PLATTON

Kawasaki - NR Racing

IDEAL LAP TIME : 1:59.707 BEST LAP TIME : 1:59.707 DIFFERENCE : 0.000

LAP	SECTOR 1	SECTOR 2	LAP TIME		MPH	DIFF	TIME OF DAY
1 -		40.691	2:08.776		82.99	9.069	14:02:26.712
2 -	1:20.742	40.936	2:01.678		87.83	1.971	14:04:28.390
3 -	1:20.263	40.594	2:00.857	(3)	88.43	1.150	14:06:29.247
4 -	1:20.233	41.115	2:01.348		88.07	1.641	14:08:30.595
5 -	1:19.945	40.174	2:00.119	(2)	88.97	0.412	14:10:30.714
6 -	***1:19.593***	***40.114***	***1:59.707***	**(1)**	***89.28***		***14:12:30.421***

P27 46 Harry ROWLINGS

Triumph - Bernard Elliott racing / Steve Jordan motorcycles

IDEAL LAP TIME : 1:57.959 BEST LAP TIME : 1:58.565 DIFFERENCE : 0.606

LAP	SECTOR 1	SECTOR 2	LAP TIME		MPH	DIFF	TIME OF DAY
1 -		***39.336***	2:05.159		85.39	6.594	14:02:23.095
2 -	1:19.046	39.519	***1:58.565***	**(1)**	***90.14***		***14:04:21.660***

Weather / Track : Sunny / Dry

Snetterton 300
Circuit Length = 2.9689 miles
Start: 14:00 Flag 14:14 End: 14:15

Team Respro MRO 600 inc Clubman 600

RACE 10 - BEST SECTORS

SECTOR 1				SECTOR 2			IDEAL / BEST COMPARISON					
POS	NO	NAME	TIME	NO	NAME	TIME	POS	NO	NAME	IDEAL	BEST	DIFF
									PERFECT LAP	1:56.969		
1	126	HOPKINS	**1:18.194**	126	HOPKINS	**38.775**	1	126	HOPKINS	1:56.969	1:56.969	0.000
2	173	DRAPER	**1:18.412**	173	DRAPER	**38.916**	2	173	DRAPER	1:57.328	1:57.422	0.094
3	46	ROWLINGS	**1:18.623**	46	ROWLINGS	**39.336**	3	46	ROWLINGS	1:57.959	1:58.565	0.606
4	14	BURRAGE	**1:18.828**	14	BURRAGE	**39.406**	4	14	BURRAGE	1:58.234	1:58.243	0.009
5	11	HARVEY	**1:19.419**	17	BAKER	**39.509**	5	11	HARVEY	1:58.950	1:59.176	0.226
6	44	PLATTON	**1:19.593**	11	HARVEY	**39.531**	6	17	BAKER	1:59.107	1:59.739	0.632
7	17	BAKER	**1:19.598**	34	ROSE	**39.533**	7	34	ROSE	1:59.404	2:00.049	0.645
8	124	BUTLER	**1:19.694**	112	NAGY	**39.909**	8	112	NAGY	1:59.675	1:59.689	0.014
9	112	NAGY	**1:19.766**	24	TURNER	**40.076**	9	44	PLATTON	1:59.707	1:59.707	0.000
10	34	ROSE	**1:19.871**	44	PLATTON	**40.114**	10	124	BUTLER	1:59.847	1:59.847	0.000
11	60	YOUNGE	**1:20.163**	124	BUTLER	**40.153**	11	60	YOUNGE	2:00.414	2:00.528	0.114
12	56	MILLS	**1:20.418**	40	SHELVEY	**40.186**	12	24	TURNER	2:00.584	2:01.186	0.602
13	24	TURNER	**1:20.508**	60	YOUNGE	**40.251**	13	56	MILLS	2:00.959	2:01.009	0.050
14	40	SHELVEY	**1:20.824**	83	LOOMES	**40.358**	14	40	SHELVEY	2:01.010	2:01.117	0.107
15	83	LOOMES	**1:20.959**	56	MILLS	**40.541**	15	83	LOOMES	2:01.317	2:01.317	0.000
16	199	COLLINS	**1:21.133**	199	COLLINS	**40.697**	16	199	COLLINS	2:01.830	2:01.830	0.000
17	3	LAMBDEN	**1:21.406**	4	MOODY	**40.733**	17	4	MOODY	2:02.680	2:02.680	0.000
18	99	SIMMONS	**1:21.884**	661	HARRIS	**40.842**	18	3	LAMBDEN	2:02.691	2:02.935	0.244
19	4	MOODY	**1:21.947**	156	STONE	**40.937**	19	99	SIMMONS	2:02.857	2:03.130	0.273
20	661	HARRIS	**1:22.068**	99	SIMMONS	**40.973**	20	661	HARRIS	2:02.910	2:03.215	0.305
21	143	PRENDERGAST	**1:22.079**	3	LAMBDEN	**41.285**	21	156	STONE	2:03.152	2:03.152	0.000
22	156	STONE	**1:22.215**	57	RUTTER	**41.608**	22	143	PRENDERGAST	2:03.707	2:03.707	0.000
23	57	RUTTER	**1:22.829**	143	PRENDERGAST	**41.628**	23	57	RUTTER	2:04.437	2:04.437	0.000
24	81	DUFFETT	**1:22.851**	29	STONE	**41.688**	24	81	DUFFETT	2:04.745	2:04.745	0.000
25	181	CROFT	**1:23.149**	53	SIGGS	**41.840**	25	181	CROFT	2:05.030	2:05.368	0.338
26	53	SIGGS	**1:23.509**	181	CROFT	**41.881**	26	53	SIGGS	2:05.349	2:05.668	0.319
27	29	STONE	**1:23.741**	81	DUFFETT	**41.894**	27	29	STONE	2:05.429	2:05.713	0.284
28												

Weather / Track : Sunny / Dry

Snetterton 300
Circuit Length = 2.9689 miles
Start: 14:00 Flag 14:14 End: 14:15

Results can be found at www.tsl-timing.com

Printed - 14:17 Sunday, 20 May 2018

BMCRC-MRO Championships 2018

MRO Minitwins

Snetterton 300 Circuit

19th / 20th May 2018

Results Provided by Timing Solutions Ltd
www.tsl-timing.com

Snetterton 300

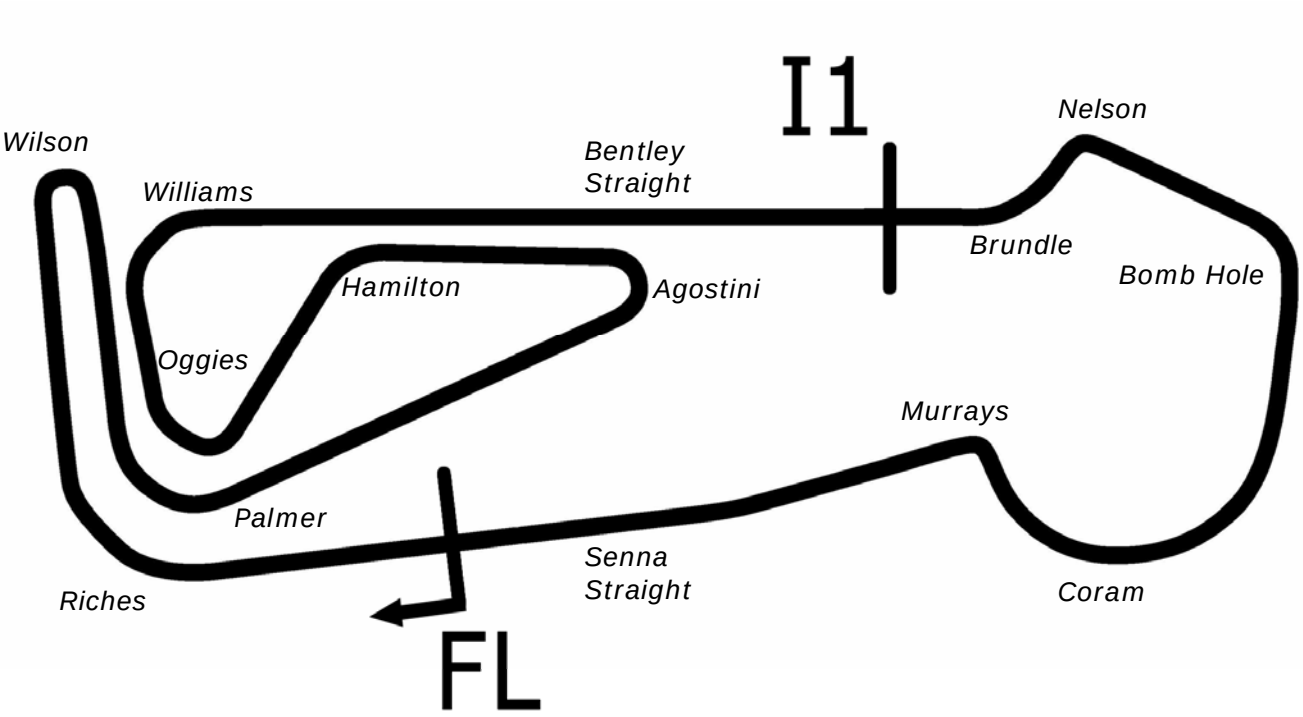

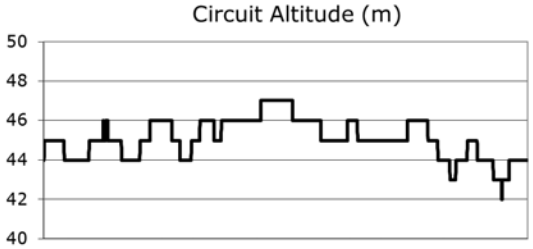

Length	2.9689 miles	4778.0 m	
FL		52.46340 N	0.94476 E
I1	3198m	52.46617 N	0.94964 E
Pit Entry	4572m	52.46364 N	0.94774 E
Pit Exit	40m after FL	52.46338 N	0.94420 E

Pit Entry–Pit Exit 246m, 14.7s @60kph, 11.0s @80kph

All results available at www.tsl-timing.com

MRO Minitwins

QUALIFYING - CLASSIFICATION

POS	NO	NAME	ENTRY	TIME	ON	LAPS	GAP	DIFF	MPH
1	46	**Byron KIRK**	Suzuki - More Moto	**2:06.172**	4	6			84.71
2	777	**Mason WILLIAMS**	Suzuki - MoreMoto	**2:06.773**	4	6	**0.601**	0.601	84.30
3	78	**Keith POVAH**	Suzuki - 78Plate.com & SUBVERT BoardStore.com	**2:07.454**	6	6	**1.282**	0.681	83.85
4	86	**Paul WITHERINGTON**	Suzuki - P&R plumbing	**2:07.727**	3	6	**1.555**	0.273	83.67
5	74	**Daniel SINGLETON**	Suzuki - me	**2:07.823**	6	6	**1.651**	0.096	83.61
6	96	**Dan HARRIS**	Suzuki - HP Racing	**2:10.290**	4	4	**4.118**	2.467	82.03
7	5	**Barry MANTELL**	Suzuki - Swedish car connection	**2:10.934**	4	6	**4.762**	0.644	81.62
8	111	**Ryan FOLKES**	Suzuki - Carl Harrison Motorcyle Services	**2:11.238**	5	5	**5.066**	0.304	81.44
9	19	**Kevin LILLEY**	Suzuki - Vanson Leathers	**2:11.470**	6	6	**5.298**	0.232	81.29
10	76	**Phillip RODGERS**	Suzuki - medalandtrophylab.co.uk	**2:11.653**	6	6	**5.481**	0.183	81.18
11	101	**Jon BARNES**	Suzuki - Holder Tree Services	**2:12.174**	6	6	**6.002**	0.521	80.86
12	97	**Jake PACKHAM**	Suzuki - Gasoline alley	**2:12.866**	2	6	**6.694**	0.692	80.44
13	13	**Wil GREEN**	Suzuki - Faith Fueled Racing	**2:13.284**	4	5	**7.112**	0.418	80.19
14	84	**Ricardo BRANCO**	Suzuki - IMP Racing	**2:13.977**	6	6	**7.805**	0.693	79.77
15	17	**Charlie DOWNES (SNR)**	Suzuki - Ray Gnarley/ MoreMoto	**2:14.111**	5	6	**7.939**	0.134	79.69
16	113	**Sam ELKINS**	Suzuki - Me Old Man	**2:14.201**	5	6	**8.029**	0.090	79.64
17	90	**Edward WATSON**	Suzuki - Motorsportdays.com TEA Time Racing	**2:15.899**	6	6	**9.727**	1.698	78.64
18	81	**Malvern MAY**	Suzuki -	**2:16.361**	6	6	**10.189**	0.462	78.38
19	25	**Harrison DAY**	Suzuki -	**2:16.486**	6	6	**10.314**	0.125	78.30
20	137	**Charlie CRAWT**	Suzuki - Pass Bike Motorcycle Training Ltd	**2:16.615**	3	5	**10.443**	0.129	78.23
21	48	**Shaun WALLIS**	Suzuki - Watling Tyres	**2:17.047**	5	6	**10.875**	0.432	77.98
22	28	**Dominic VEASEY**	Suzuki - Veasey Racing	**2:17.128**	6	6	**10.956**	0.081	77.94
23	50	**Paul ROBSON**	Suzuki -	**2:17.146**	4	5	**10.974**	0.018	77.93
24	77	**Mark HAZELGROVE**	Suzuki -	**2:17.220**	4	6	**11.048**	0.074	77.89
25	51	**Andrew DURANT**	Suzuki -	**2:17.841**	4	5	**11.669**	0.621	77.53
26	45	**Stuart JARVIS**	Suzuki - STREETWORK SOLUTIONS LTD	**2:20.421**	2	4	**14.249**	2.580	76.11
27	16	**Geoff LANSDELL**	Suzuki - EPG Domestic	**2:22.445**	6	6	**16.273**	2.024	75.03
28	43	**Robert DAVIE**	Suzuki -	**2:26.143**	5	5	**19.971**	3.698	73.13
29	178	**Benjamin JOWETT**	Kawasaki -	**2:31.530**	3	3	**25.358**	5.387	70.53
30	167	**Elfed WEAVER**	Kawasaki - M&P Kawasaki	**2:43.173**	5	5	**37.001**	11.643	65.50

Snetterton 300
Circuit Length = 2.9689 miles
Start: 09:35 Flag 09:48 End: 09:50

Weather / Track : Bright / Dry

These results are provisional until the conclusion of any judicial and technical matters.

Clerk Of Course :		Timekeeper :

Results can be found at www.tsl-timing.com

Printed - 09:52 Saturday, 19 May 2018

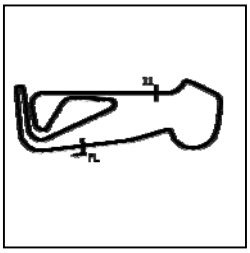

MRO Minitwins

QUALIFYING - SECTOR ANALYSIS

SECTOR 1 = FL to I1, SECTOR 2 = I1 to FL, DIFF = Difference To Personal Best Lap, P = Crossed Finish Line in Pit Lane, D = Time Disallowed

P1 46 Byron KIRK — Suzuki - More Moto

IDEAL LAP TIME : 2:06.172 BEST LAP TIME : 2:06.172 DIFFERENCE : 0.000

LAP	SECTOR 1	SECTOR 2	LAP TIME		MPH	DIFF	TIME OF DAY
1 -	1:31.992	44.075	2:16.067		78.55	9.895	09:38:13.218
2 -	1:25.112	42.156	2:07.268	(3)	83.98	1.096	09:40:20.486
3 -	1:24.690	42.309	2:06.999	(2)	84.15	0.827	09:42:27.485
4 -	***1:24.163***	***42.009***	***2:06.172***	**(1)**	***84.71***		***09:44:33.657***
5 -		IN PIT	3:45.320	**P**	47.43	1:39.148	09:48:18.977
6 -	OUTLAP	44.771	2:14.074		79.71	7.902	09:50:33.051

P2 777 Mason WILLIAMS — Suzuki - MoreMoto

IDEAL LAP TIME : 2:06.467 BEST LAP TIME : 2:06.773 DIFFERENCE : 0.306

LAP	SECTOR 1	SECTOR 2	LAP TIME		MPH	DIFF	TIME OF DAY
1 -	1:29.519	42.788	2:12.307		80.78	5.534	09:38:07.524
2 -	1:25.395	42.093	2:07.488		83.83	0.715	09:40:15.012
3 -	1:25.041	42.086	2:07.127	(3)	84.07	0.354	09:42:22.139
4 -	1:24.768	***42.005***	***2:06.773***	**(1)**	***84.30***		***09:44:28.912***
5 -	1:24.753	42.326	2:07.079	(2)	84.10	0.306	09:46:35.991
6 -	***1:24.462***	49.664	2:14.126		79.68	7.353	09:48:50.117

P3 78 Keith POVAH — Suzuki - 78Plate.com & SUBVERT BoardStore.com

IDEAL LAP TIME : 2:07.325 BEST LAP TIME : 2:07.454 DIFFERENCE : 0.129

LAP	SECTOR 1	SECTOR 2	LAP TIME		MPH	DIFF	TIME OF DAY
1 -	1:30.723	43.009	2:13.732		79.92	6.278	09:38:09.347
2 -	1:25.918	42.436	2:08.354		83.27	0.900	09:40:17.701
3 -	1:25.160	***42.327***	2:07.487	(2)	83.83	0.033	09:42:25.188
4 -	1:25.597	42.424	2:08.021		83.48	0.567	09:44:33.209
5 -	1:25.178	42.770	2:07.948	(3)	83.53	0.494	09:46:41.157
6 -	***1:24.998***	42.456	***2:07.454***	**(1)**	***83.85***		***09:48:48.611***

P4 86 Paul WITHERINGTON — Suzuki - P&R plumbing

IDEAL LAP TIME : 2:07.727 BEST LAP TIME : 2:07.727 DIFFERENCE : 0.000

LAP	SECTOR 1	SECTOR 2	LAP TIME		MPH	DIFF	TIME OF DAY
1 -	1:30.738	44.090	2:14.828		79.27	7.101	09:38:12.029
2 -	1:26.272	42.531	2:08.803	(3)	82.98	1.076	09:40:20.832
3 -	***1:25.680***	***42.047***	***2:07.727***	**(1)**	***83.67***		***09:42:28.559***
4 -	1:25.758	42.248	2:08.006	(2)	83.49	0.279	09:44:36.565
5 -	1:26.219	50.069	2:16.288		78.42	8.561	09:46:52.853
6 -	1:31.522	46.823	2:18.345		77.25	10.618	09:49:11.198

P5 74 Daniel SINGLETON — Suzuki - me

IDEAL LAP TIME : 2:07.787 BEST LAP TIME : 2:07.823 DIFFERENCE : 0.036

LAP	SECTOR 1	SECTOR 2	LAP TIME		MPH	DIFF	TIME OF DAY
1 -	1:31.534	44.051	2:15.585		78.82	7.762	09:38:11.803
2 -	1:25.556	42.825	2:08.381		83.25	0.558	09:40:20.184
3 -	1:25.742	42.526	2:08.268	(3)	83.32	0.445	09:42:28.452
4 -	***1:25.445***	42.597	2:08.042	(2)	83.47	0.219	09:44:36.494
5 -	1:27.230	43.186	2:10.416		81.95	2.593	09:46:46.910
6 -	1:25.481	***42.342***	***2:07.823***	**(1)**	***83.61***		***09:48:54.733***

P6 96 Dan HARRIS — Suzuki - HP Racing

IDEAL LAP TIME : 2:10.290 BEST LAP TIME : 2:10.290 DIFFERENCE : 0.000

LAP	SECTOR 1	SECTOR 2	LAP TIME		MPH	DIFF	TIME OF DAY
1 -	1:32.675	44.429	2:17.104		77.95	6.814	09:38:11.900
2 -	1:27.852	43.372	2:11.224	(2)	81.44	0.934	09:40:23.124
3 -	1:28.072	43.299	2:11.371	(3)	81.35	1.081	09:42:34.495
4 -	***1:27.244***	***43.046***	***2:10.290***	**(1)**	***82.03***		***09:44:44.785***

Weather / Track : Bright / Dry

Snetterton 300
Circuit Length = 2.9689 miles
Start: 09:35 Flag 09:48 End: 09:50

MRO Minitwins

QUALIFYING - SECTOR ANALYSIS

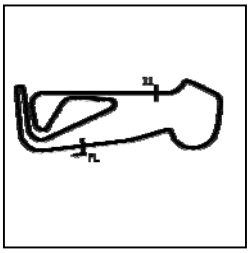

SECTOR 1 = FL to I1, SECTOR 2 = I1 to FL, DIFF = Difference To Personal Best Lap, P = Crossed Finish Line in Pit Lane, D = Time Disallowed

P7 5 Barry MANTELL Suzuki - Swedish car connection

IDEAL LAP TIME : 2:10.478 BEST LAP TIME : 2:10.934 DIFFERENCE : 0.456

LAP	SECTOR 1	SECTOR 2	LAP TIME	MPH	DIFF	TIME OF DAY
1 -	1:34.910	43.942	2:18.852	76.97	7.918	09:38:41.311
2 -	***1:27.585***	44.429	2:12.014 **(2)**	80.96	1.080	09:40:53.325
3 -	1:28.542	43.915	2:12.457 **(3)**	80.69	1.523	09:43:05.782
4 -	1:28.041	***42.893***	***2:10.934*** **(1)**	***81.62***		***09:45:16.716***
5 -	1:28.351	44.237	2:12.588	80.61	1.654	09:47:29.304
6 -	1:28.750	43.841	2:12.591	80.60	1.657	09:49:41.895

P8 111 Ryan FOLKES Suzuki - Carl Harrison Motorcyle Services

IDEAL LAP TIME : 2:11.238 BEST LAP TIME : 2:11.238 DIFFERENCE : 0.000

LAP	SECTOR 1	SECTOR 2	LAP TIME	MPH	DIFF	TIME OF DAY
1 -	1:52.934	53.686	2:46.620	64.14	35.382	09:39:26.371
2 -	1:34.108	45.588	2:19.696	76.50	8.458	09:41:46.067
3 -	1:28.186	43.899	2:12.085 **(2)**	80.91	0.847	09:43:58.152
4 -	1:28.525	47.444	2:15.969 **(3)**	78.60	4.731	09:46:14.121
5 -	***1:27.693***	***43.545***	***2:11.238*** **(1)**	***81.44***		***09:48:25.359***

P9 19 Kevin LILLEY Suzuki - Vanson Leathers

IDEAL LAP TIME : 2:10.809 BEST LAP TIME : 2:11.470 DIFFERENCE : 0.661

LAP	SECTOR 1	SECTOR 2	LAP TIME	MPH	DIFF	TIME OF DAY
1 -	1:34.101	44.755	2:18.856	76.97	7.386	09:38:40.228
2 -	1:28.645	44.350	2:12.995	80.36	1.525	09:40:53.223
3 -	1:28.389	44.097	2:12.486 **(3)**	80.67	1.016	09:43:05.709
4 -	1:28.789	***43.358***	2:12.147 **(2)**	80.88	0.677	09:45:17.856
5 -	1:28.366	44.291	2:12.657	80.56	1.187	09:47:30.513
6 -	***1:27.451***	44.019	***2:11.470*** **(1)**	***81.29***		***09:49:41.983***

P10 76 Phillip RODGERS Suzuki - medalandtrophylab.co.uk

IDEAL LAP TIME : 2:11.653 BEST LAP TIME : 2:11.653 DIFFERENCE : 0.000

LAP	SECTOR 1	SECTOR 2	LAP TIME	MPH	DIFF	TIME OF DAY
1 -	1:38.588	46.097	2:24.685	73.87	13.032	09:38:26.663
2 -	1:30.016	44.495	2:14.511	79.45	2.858	09:40:41.174
3 -	1:29.781	45.458	2:15.239	79.03	3.586	09:42:56.413
4 -	1:29.050	43.813	2:12.863 **(3)**	80.44	1.210	09:45:09.276
5 -	1:28.312	44.518	2:12.830 **(2)**	80.46	1.177	09:47:22.106
6 -	***1:27.899***	***43.754***	***2:11.653*** **(1)**	***81.18***		***09:49:33.759***

P11 101 Jon BARNES Suzuki - Holder Tree Services

IDEAL LAP TIME : 2:12.174 BEST LAP TIME : 2:12.174 DIFFERENCE : 0.000

LAP	SECTOR 1	SECTOR 2	LAP TIME	MPH	DIFF	TIME OF DAY
1 -	1:38.096	44.746	2:22.842	74.82	10.668	09:38:46.775
2 -	1:31.397	44.988	2:16.385	78.36	4.211	09:41:03.160
3 -	1:29.897	44.253	2:14.150 **(3)**	79.67	1.976	09:43:17.310
4 -	1:30.301	44.964	2:15.265	79.01	3.091	09:45:32.575
5 -	1:29.628	44.457	2:14.085 **(2)**	79.71	1.911	09:47:46.660
6 -	***1:28.329***	***43.845***	***2:12.174*** **(1)**	***80.86***		***09:49:58.834***

P12 97 Jake PACKHAM Suzuki - Gasoline alley

IDEAL LAP TIME : 2:12.412 BEST LAP TIME : 2:12.866 DIFFERENCE : 0.454

LAP	SECTOR 1	SECTOR 2	LAP TIME	MPH	DIFF	TIME OF DAY
1 -	1:34.624	45.143	2:19.767	76.47	6.901	09:38:18.744
2 -	***1:28.147***	44.719	***2:12.866*** **(1)**	***80.44***		***09:40:31.610***
3 -	1:28.617	***44.265***	2:12.882 **(2)**	80.43	0.016	09:42:44.492
4 -	1:28.319	45.453	2:13.772 **(3)**	79.89	0.906	09:44:58.264
5 -	1:36.137	48.240	2:24.377	74.02	11.511	09:47:22.641
6 -	1:29.261	45.347	2:14.608	79.40	1.742	09:49:37.249

Weather / Track : Bright / Dry

Snetterton 300
Circuit Length = 2.9689 miles
Start: 09:35 Flag 09:48 End: 09:50

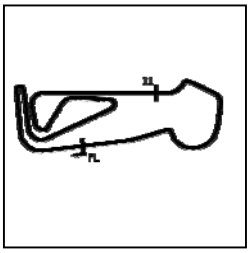

MRO Minitwins

QUALIFYING - SECTOR ANALYSIS

SECTOR 1 = FL to I1, SECTOR 2 = I1 to FL, DIFF = Difference To Personal Best Lap, P = Crossed Finish Line in Pit Lane, D = Time Disallowed

P13 13 Wil GREEN Suzuki - Faith Fueled Racing

IDEAL LAP TIME : 2:12.037 BEST LAP TIME : 2:13.284 DIFFERENCE : 1.247

LAP	SECTOR 1	SECTOR 2	LAP TIME	MPH	DIFF	TIME OF DAY
1 -	1:52.044	54.702	2:46.746	64.09	33.462	09:39:17.768
2 -	1:30.387	44.844	2:15.231 **(3)**	79.03	1.947	09:41:32.999
3 -	1:28.818	45.098	2:13.916 **(2)**	79.81	0.632	09:43:46.915
4 -	1:28.938	***44.346***	***2:13.284*** **(1)**	***80.19***		***09:46:00.199***
5 -	1:30.963	46.141	2:17.104	77.95	3.820	09:48:17.303

P14 84 Ricardo BRANCO Suzuki - IMP Racing

IDEAL LAP TIME : 2:13.977 BEST LAP TIME : 2:13.977 DIFFERENCE : 0.000

LAP	SECTOR 1	SECTOR 2	LAP TIME	MPH	DIFF	TIME OF DAY
1 -	1:34.825	46.620	2:21.445	75.56	7.468	09:38:21.726
2 -	1:31.679	46.058	2:17.737	77.59	3.760	09:40:39.463
3 -	1:31.278	45.629	2:16.907 **(3)**	78.06	2.930	09:42:56.370
4 -	1:30.305	45.371	2:15.676 **(2)**	78.77	1.699	09:45:12.046
5 -	1:31.549	46.087	2:17.636	77.65	3.659	09:47:29.682
6 -	***1:29.407***	***44.570***	***2:13.977*** **(1)**	***79.77***		***09:49:43.659***

P15 17 Charlie DOWNES (SNR) Suzuki - Ray Gnarley/ MoreMoto

IDEAL LAP TIME : 2:13.947 BEST LAP TIME : 2:14.111 DIFFERENCE : 0.164

LAP	SECTOR 1	SECTOR 2	LAP TIME	MPH	DIFF	TIME OF DAY
1 -	1:40.137	44.882	2:25.019	73.70	10.908	09:38:47.429
2 -	1:30.617	44.427	2:15.044	79.14	0.933	09:41:02.473
3 -	1:29.823	44.909	2:14.732 **(3)**	79.32	0.621	09:43:17.205
4 -	1:30.202	44.595	2:14.797	79.29	0.686	09:45:32.002
5 -	***1:29.572***	44.539	***2:14.111*** **(1)**	***79.69***		***09:47:46.113***
6 -	1:29.793	***44.375***	2:14.168 **(2)**	79.66	0.057	09:50:00.281

P16 113 Sam ELKINS Suzuki - Me Old Man

IDEAL LAP TIME : 2:14.180 BEST LAP TIME : 2:14.201 DIFFERENCE : 0.021

LAP	SECTOR 1	SECTOR 2	LAP TIME	MPH	DIFF	TIME OF DAY
1 -	1:49.325	52.016	2:41.341	66.24	27.140	09:39:10.365
2 -	1:45.142	47.808	2:32.950	69.87	18.749	09:41:43.315
3 -	1:33.240	46.114	2:19.354	76.69	5.153	09:44:02.669
4 -	1:29.687	44.868	2:14.555 **(2)**	79.43	0.354	09:46:17.224
5 -	1:29.456	***44.745***	***2:14.201*** **(1)**	***79.64***		***09:48:31.425***
6 -	***1:29.435***	45.992	2:15.427 **(3)**	78.92	1.226	09:50:46.852

P17 90 Edward WATSON Suzuki - Motorsportdays.com TEA Time Racing

IDEAL LAP TIME : 2:15.899 BEST LAP TIME : 2:15.899 DIFFERENCE : 0.000

LAP	SECTOR 1	SECTOR 2	LAP TIME	MPH	DIFF	TIME OF DAY
1 -	1:40.845	48.708	2:29.553	71.46	13.654	09:38:56.840
2 -	1:32.619	46.158	2:18.777	77.01	2.878	09:41:15.617
3 -	1:31.479	45.394	2:16.873 **(3)**	78.08	0.974	09:43:32.490
4 -	1:31.582	45.907	2:17.489	77.73	1.590	09:45:49.979
5 -	1:30.987	45.484	2:16.471 **(2)**	78.31	0.572	09:48:06.450
6 -	***1:30.685***	***45.214***	***2:15.899*** **(1)**	***78.64***		***09:50:22.349***

P18 81 Malvern MAY Suzuki -

IDEAL LAP TIME : 2:15.639 BEST LAP TIME : 2:16.361 DIFFERENCE : 0.722

LAP	SECTOR 1	SECTOR 2	LAP TIME	MPH	DIFF	TIME OF DAY
1 -	1:37.106	46.035	2:23.141	74.66	6.780	09:38:43.814
2 -	1:32.311	***45.326***	2:17.637 **(3)**	77.65	1.276	09:41:01.451
3 -	1:34.688	46.588	2:21.276	75.65	4.915	09:43:22.727
4 -	1:32.589	47.264	2:19.853	76.42	3.492	09:45:42.580
5 -	***1:30.313***	46.160	2:16.473 **(2)**	78.31	0.112	09:47:59.053

Weather / Track : Bright / Dry

Snetterton 300
Circuit Length = 2.9689 miles
Start: 09:35 Flag 09:48 End: 09:50

MRO Minitwins

QUALIFYING - SECTOR ANALYSIS

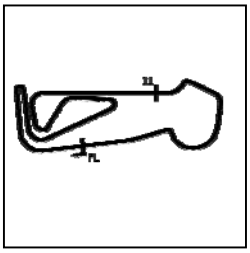

SECTOR 1 = FL to I1, SECTOR 2 = I1 to FL, DIFF = Difference To Personal Best Lap, P = Crossed Finish Line in Pit Lane, D = Time Disallowed

6 -	1:30.419	45.942	***2:16.361***	**(1)**	***78.38***	***09:50:15.414***

P19 25 Harrison DAY Suzuki -

IDEAL LAP TIME : 2:16.417 BEST LAP TIME : 2:16.486 DIFFERENCE : 0.069

LAP	SECTOR 1	SECTOR 2	LAP TIME		MPH	DIFF	TIME OF DAY
1 -	1:37.611	46.904	2:24.515		73.95	8.029	09:38:45.418
2 -	1:31.714	45.946	2:17.660	**(3)**	77.64	1.174	09:41:03.078
3 -	1:32.631	46.697	2:19.328		76.71	2.842	09:43:22.406
4 -	1:32.512	46.504	2:19.016		76.88	2.530	09:45:41.422
5 -	1:31.389	***45.720***	2:17.109	**(2)**	77.95	0.623	09:47:58.531
6 -	***1:30.697***	45.789	***2:16.486***	**(1)**	***78.30***		***09:50:15.017***

P20 137 Charlie CRAWT Suzuki - Pass Bike Motorcycle Training Ltd

IDEAL LAP TIME : 2:16.612 BEST LAP TIME : 2:16.615 DIFFERENCE : 0.003

LAP	SECTOR 1	SECTOR 2	LAP TIME		MPH	DIFF	TIME OF DAY
1 -	1:35.944	46.692	2:22.636		74.93	6.021	09:38:20.085
2 -	1:34.658	46.155	2:20.813		75.90	4.198	09:40:40.898
3 -	***1:31.041***	45.574	***2:16.615***	**(1)**	***78.23***		***09:42:57.513***
4 -	1:31.469	45.730	2:17.199	**(3)**	77.90	0.584	09:45:14.712
5 -	1:31.133	***45.571***	2:16.704	**(2)**	78.18	0.089	09:47:31.416

P21 48 Shaun WALLIS Suzuki - Watling Tyres

IDEAL LAP TIME : 2:16.480 BEST LAP TIME : 2:17.047 DIFFERENCE : 0.567

LAP	SECTOR 1	SECTOR 2	LAP TIME		MPH	DIFF	TIME OF DAY
1 -	1:42.536	50.028	2:32.564		70.05	15.517	09:38:57.152
2 -	1:32.550	46.896	2:19.446		76.64	2.399	09:41:16.598
3 -	1:32.412	***45.619***	2:18.031	**(2)**	77.43	0.984	09:43:34.629
4 -	1:32.901	46.396	2:19.297		76.72	2.250	09:45:53.926
5 -	***1:30.861***	46.186	***2:17.047***	**(1)**	***77.98***		***09:48:10.973***
6 -	1:31.110	47.417	2:18.527	**(3)**	77.15	1.480	09:50:29.500

P22 28 Dominic VEASEY Suzuki - Veasey Racing

IDEAL LAP TIME : 2:16.560 BEST LAP TIME : 2:17.128 DIFFERENCE : 0.568

LAP	SECTOR 1	SECTOR 2	LAP TIME		MPH	DIFF	TIME OF DAY
1 -	1:37.426	46.221	2:23.647		74.40	6.519	09:38:44.469
2 -	1:32.162	***45.218***	2:17.380	**(2)**	77.79	0.252	09:41:01.849
3 -	1:33.689	46.374	2:20.063		76.30	2.935	09:43:21.912
4 -	1:33.288	48.133	2:21.421		75.57	4.293	09:45:43.333
5 -	1:31.903	45.836	2:17.739	**(3)**	77.59	0.611	09:48:01.072
6 -	***1:31.342***	45.786	***2:17.128***	**(1)**	***77.94***		***09:50:18.200***

P23 50 Paul ROBSON Suzuki -

IDEAL LAP TIME : 2:17.001 BEST LAP TIME : 2:17.146 DIFFERENCE : 0.145

LAP	SECTOR 1	SECTOR 2	LAP TIME		MPH	DIFF	TIME OF DAY
1 -	1:45.537	49.601	2:35.138		68.89	17.992	09:39:01.716
2 -	1:35.971	48.181	2:24.152		74.14	7.006	09:41:25.868
3 -	1:35.592	46.397	2:21.989	**(3)**	75.27	4.843	09:43:47.857
4 -	***1:30.665***	46.481	***2:17.146***	**(1)**	***77.93***		***09:46:05.003***
5 -	1:31.990	***46.336***	2:18.326	**(2)**	77.26	1.180	09:48:23.329

P24 77 Mark HAZELGROVE Suzuki -

IDEAL LAP TIME : 2:16.649 BEST LAP TIME : 2:17.220 DIFFERENCE : 0.571

LAP	SECTOR 1	SECTOR 2	LAP TIME		MPH	DIFF	TIME OF DAY
1 -	1:40.082	47.477	2:27.559		72.43	10.339	09:38:28.949
2 -	1:32.909	46.372	2:19.281		76.73	2.061	09:40:48.230
3 -	1:31.922	***45.674***	2:17.596	**(3)**	77.67	0.376	09:43:05.826
4 -	1:31.534	45.686	***2:17.220***	**(1)**	***77.89***		***09:45:23.046***
5 -	***1:30.975***	46.380	2:17.355	**(2)**	77.81	0.135	09:47:40.401

Weather / Track : Bright / Dry

Snetterton 300
Circuit Length = 2.9689 miles
Start: 09:35 Flag 09:48 End: 09:50

MRO Minitwins

QUALIFYING - SECTOR ANALYSIS

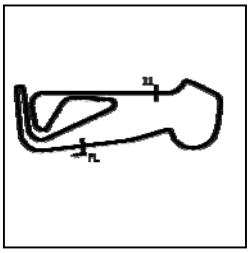

SECTOR 1 = FL to I1, SECTOR 2 = I1 to FL, DIFF = Difference To Personal Best Lap, P = Crossed Finish Line in Pit Lane, D = Time Disallowed

6 -	1:32.027	45.928	2:17.955	77.47	0.735	09:49:58.356

P25 51 Andrew DURANT Suzuki -

IDEAL LAP TIME : 2:17.841 BEST LAP TIME : 2:17.841 DIFFERENCE : 0.000

LAP	SECTOR 1	SECTOR 2	LAP TIME	MPH	DIFF	TIME OF DAY
1 -	1:40.456	47.808	2:28.264	72.08	10.423	09:38:28.444
2 -	1:34.082	46.480	2:20.562 **(3)**	76.03	2.721	09:40:49.006
3 -	1:33.256	45.679	2:18.935 **(2)**	76.92	1.094	09:43:07.941
4 -	***1:32.524***	***45.317***	***2:17.841 (1)***	***77.53***		***09:45:25.782***
5 -	1:38.815	45.547	2:24.362	74.03	6.521	09:47:50.144

P26 45 Stuart JARVIS Suzuki - STREETWORK SOLUTIONS LTD

IDEAL LAP TIME : 2:19.253 BEST LAP TIME : 2:20.421 DIFFERENCE : 1.168

LAP	SECTOR 1	SECTOR 2	LAP TIME	MPH	DIFF	TIME OF DAY
1 -	1:39.155	***46.890***	2:26.045	73.18	5.624	09:38:47.090
2 -	***1:32.363***	48.058	***2:20.421 (1)***	***76.11***		***09:41:07.511***
3 -	1:35.689	48.575	2:24.264 **(3)**	74.08	3.843	09:43:31.775
4 -	1:36.102	47.791	2:23.893 **(2)**	74.27	3.472	09:45:55.668

P27 16 Geoff LANSDELL Suzuki - EPG Domestic

IDEAL LAP TIME : 2:22.445 BEST LAP TIME : 2:22.445 DIFFERENCE : 0.000

LAP	SECTOR 1	SECTOR 2	LAP TIME	MPH	DIFF	TIME OF DAY
1 -	1:43.139	48.955	2:32.094	70.27	9.649	09:38:33.170
2 -	1:35.323	47.670	2:22.993 **(2)**	74.74	0.548	09:40:56.163
3 -	1:35.279	48.325	2:23.604	74.42	1.159	09:43:19.767
4 -	1:35.183	48.107	2:23.290 **(3)**	74.59	0.845	09:45:43.057
5 -	1:36.307	47.464	2:23.771	74.34	1.326	09:48:06.828
6 -	***1:35.116***	***47.329***	***2:22.445 (1)***	***75.03***		***09:50:29.273***

P28 43 Robert DAVIE Suzuki -

IDEAL LAP TIME : 2:25.738 BEST LAP TIME : 2:26.143 DIFFERENCE : 0.405

LAP	SECTOR 1	SECTOR 2	LAP TIME	MPH	DIFF	TIME OF DAY
1 -	1:44.579	50.441	2:35.020	68.94	8.877	09:38:57.037
2 -	1:38.657	***48.569***	2:27.226 **(3)**	72.59	1.083	09:41:24.263
3 -	***1:37.169***	49.085	2:26.254 **(2)**	73.07	0.111	09:43:50.517
4 -	1:38.034	49.645	2:27.679	72.37	1.536	09:46:18.196
5 -	1:37.223	48.920	***2:26.143 (1)***	***73.13***		***09:48:44.339***

P29 178 Benjamin JOWETT Kawasaki -

IDEAL LAP TIME : 2:31.530 BEST LAP TIME : 2:31.530 DIFFERENCE : 0.000

LAP	SECTOR 1	SECTOR 2	LAP TIME	MPH	DIFF	TIME OF DAY
1 -	OUTLAP	54.096	2:49.178	63.17	17.648	09:45:07.931
2 -	1:43.938	52.225	2:36.163 **(2)**	68.44	4.633	09:47:44.094
3 -	***1:40.791***	***50.739***	***2:31.530 (1)***	***70.53***		***09:50:15.624***

P30 167 Elfed WEAVER Kawasaki - M&P Kawasaki

IDEAL LAP TIME : 2:43.173 BEST LAP TIME : 2:43.173 DIFFERENCE : 0.000

LAP	SECTOR 1	SECTOR 2	LAP TIME	MPH	DIFF	TIME OF DAY
1 -	OUTLAP	55.208	2:53.036	61.76	9.863	09:39:07.507
2 -	1:51.550	55.490	2:47.040 **(3)**	63.98	3.867	09:41:54.547
3 -	1:52.862	54.283	2:47.145	63.94	3.972	09:44:41.692
4 -	1:49.548	55.224	2:44.772 **(2)**	64.86	1.599	09:47:26.464
5 -	***1:49.071***	***54.102***	***2:43.173 (1)***	***65.50***		***09:50:09.637***

Weather / Track : Bright / Dry

Snetterton 300
Circuit Length = 2.9689 miles
Start: 09:35 Flag 09:48 End: 09:50

MRO Minitwins

QUALIFYING - BEST SECTORS

SECTOR 1				SECTOR 2			IDEAL / BEST COMPARISON					
POS	NO	NAME	TIME	NO	NAME	TIME	POS	NO	NAME	IDEAL	BEST	DIFF
									PERFECT LAP	2:06.168		
1	46	KIRK	**1:24.163**	777	WILLIAMS	**42.005**	1	46	KIRK	2:06.172	2:06.172	0.000
2	777	WILLIAMS	**1:24.462**	46	KIRK	**42.009**	2	777	WILLIAMS	2:06.467	2:06.773	0.306
3	78	POVAH	**1:24.998**	86	WITHERINGTON	**42.047**	3	78	POVAH	2:07.325	2:07.454	0.129
4	74	SINGLETON	**1:25.445**	78	POVAH	**42.327**	4	86	WITHERINGTON	2:07.727	2:07.727	0.000
5	86	WITHERINGTON	**1:25.680**	74	SINGLETON	**42.342**	5	74	SINGLETON	2:07.787	2:07.823	0.036
6	96	HARRIS	**1:27.244**	5	MANTELL	**42.893**	6	96	HARRIS	2:10.290	2:10.290	0.000
7	19	LILLEY	**1:27.451**	96	HARRIS	**43.046**	7	5	MANTELL	2:10.478	2:10.934	0.456
8	5	MANTELL	**1:27.585**	19	LILLEY	**43.358**	8	19	LILLEY	2:10.809	2:11.470	0.661
9	13	GREEN	**1:27.691**	111	FOLKES	**43.545**	9	111	FOLKES	2:11.238	2:11.238	0.000
10	111	FOLKES	**1:27.693**	76	RODGERS	**43.754**	10	76	RODGERS	2:11.653	2:11.653	0.000
11	76	RODGERS	**1:27.899**	101	BARNES	**43.845**	11	13	GREEN	2:12.037	2:13.284	1.247
12	97	PACKHAM	**1:28.147**	97	PACKHAM	**44.265**	12	101	BARNES	2:12.174	2:12.174	0.000
13	101	BARNES	**1:28.329**	13	GREEN	**44.346**	13	97	PACKHAM	2:12.412	2:12.866	0.454
14	84	BRANCO	**1:29.407**	17	DOWNES (SNR)	**44.375**	14	17	DOWNES (SNR)	2:13.947	2:14.111	0.164
15	113	ELKINS	**1:29.435**	84	BRANCO	**44.570**	15	84	BRANCO	2:13.977	2:13.977	0.000
16	17	DOWNES (SNR)	**1:29.572**	113	ELKINS	**44.745**	16	113	ELKINS	2:14.180	2:14.201	0.021
17	81	MAY	**1:30.313**	90	WATSON	**45.214**	17	81	MAY	2:15.639	2:16.361	0.722
18	50	ROBSON	**1:30.665**	28	VEASEY	**45.218**	18	90	WATSON	2:15.899	2:15.899	0.000
19	90	WATSON	**1:30.685**	51	DURANT	**45.317**	19	25	DAY	2:16.417	2:16.486	0.069
20	25	DAY	**1:30.697**	81	MAY	**45.326**	20	48	WALLIS	2:16.480	2:17.047	0.567
21	48	WALLIS	**1:30.861**	137	CRAWT	**45.571**	21	28	VEASEY	2:16.560	2:17.128	0.568
22	77	HAZELGROVE	**1:30.975**	48	WALLIS	**45.619**	22	137	CRAWT	2:16.612	2:16.615	0.003
23	137	CRAWT	**1:31.041**	77	HAZELGROVE	**45.674**	23	77	HAZELGROVE	2:16.649	2:17.220	0.571
24	28	VEASEY	**1:31.342**	25	DAY	**45.720**	24	50	ROBSON	2:17.001	2:17.146	0.145
25	45	JARVIS	**1:32.363**	50	ROBSON	**46.336**	25	51	DURANT	2:17.841	2:17.841	0.000
26	51	DURANT	**1:32.524**	45	JARVIS	**46.890**	26	45	JARVIS	2:19.253	2:20.421	1.168
27	16	LANSDELL	**1:35.116**	16	LANSDELL	**47.329**	27	16	LANSDELL	2:22.445	2:22.445	0.000
28	43	DAVIE	**1:37.169**	43	DAVIE	**48.569**	28	43	DAVIE	2:25.738	2:26.143	0.405
29	178	JOWETT	**1:40.791**	178	JOWETT	**50.739**	29	178	JOWETT	2:31.530	2:31.530	0.000
30	167	WEAVER	**1:49.071**	167	WEAVER	**54.102**	30	167	WEAVER	2:43.173	2:43.173	0.000

Weather / Track : Bright / Dry

Snetterton 300
Circuit Length = 2.9689 miles
Start: 09:35 Flag 09:48 End: 09:50

Results can be found at www.tsl-timing.com

Printed - 09:53 Saturday, 19 May 2018

MRO Minitwins

RACE 3 - GRID (5 Laps)

ROW 11	1		1		31	59	Benn RIDGWELL	
ROW 10	30	167	Elfed WEAVER	2:43.173	29	178	Benjamin JOWETT	2:31.530
	28	43	Robert DAVIE	2:26.143				
ROW 9	27	16	Geoff LANSDELL	2:22.445	26	45	Stuart JARVIS	2:20.421
	25	51	Andrew DURANT	2:17.841				
ROW 8	24	77	Mark HAZELGROVE	2:17.220	23	50	Paul ROBSON	2:17.146
	22	28	Dominic VEASEY	2:17.128				
ROW 7	21	48	Shaun WALLIS	2:17.047	20	137	Charlie CRAWT	2:16.615
	19	25	Harrison DAY	2:16.486				
ROW 6	18	81	Malvern MAY	2:16.361	17	90	Edward WATSON	2:15.899
	16	113	Sam ELKINS	2:14.201				
ROW 5	15	17	Charlie DOWNES (SNR)	2:14.111	14	84	Ricardo BRANCO	2:13.977
	13	13	Wil GREEN	2:13.284				
ROW 4	12	97	Jake PACKHAM	2:12.866	11	101	Jon BARNES	2:12.174
	10	76	Phillip RODGERS	2:11.653				
ROW 3	9	19	Kevin LILLEY	2:11.470	8	111	Ryan FOLKES	2:11.238
	7	5	Barry MANTELL	2:10.934				
ROW 2	6	96	Dan HARRIS	2:10.290	5	74	Daniel SINGLETON	2:07.823
	4	86	Paul WITHERINGTON	2:07.727				
ROW 1	3	78	Keith POVAH	2:07.454	2	777	Mason WILLIAMS	2:06.773
	1	46	Byron KIRK	2:06.172				

Pole

Snetterton 300
Circuit Length = 2.9689 miles

These results are provisional until the conclusion of any judicial and technical matters.

Clerk Of Course :		Timekeeper :

Results can be found at www.tsl-timing.com

Printed - 09:56 Saturday, 19 May 2018

MRO Minitwins

RACE 3 - CLASSIFICATION

POS	NO	NAME	ENTRY	LAPS	TIME	GAP	DIFF	MPH	BEST	ON
1	78	**Keith POVAH**	Suzuki - 78Plate.com & SUBVERT BoardStore.com	**5**	10:37.983			83.76	**2:05.571**	5
2	777	**Mason WILLIAMS**	Suzuki - MoreMoto	**5**	10:38.303	**0.320**	0.320	83.72	**2:06.039**	4
3	46	**Byron KIRK**	Suzuki - More Moto	**5**	10:38.619	**0.636**	0.316	83.68	**2:06.170**	5
4	86	**Paul WITHERINGTON**	Suzuki - P&R plumbing	**5**	10:42.456	**4.473**	3.837	83.18	**2:06.478**	4
5	74	**Daniel SINGLETON**	Suzuki - me	**5**	10:43.620	**5.637**	1.164	83.03	**2:07.077**	5
6	111	**Ryan FOLKES**	Suzuki - Carl Harrison Motorcyle Services	**5**	10:48.831	**10.848**	5.211	82.36	**2:08.119**	4
7	5	**Barry MANTELL**	Suzuki - Swedish car connection	**5**	10:51.462	**13.479**	2.631	82.03	**2:08.500**	3
8	97	**Jake PACKHAM**	Suzuki - Gasoline alley	**5**	10:54.745	**16.762**	3.283	81.62	**2:09.102**	3
9	96	**Dan HARRIS**	Suzuki - HP Racing	**5**	10:55.713	**17.730**	0.968	81.49	**2:09.542**	2
10	113	**Sam ELKINS**	Suzuki - Me Old Man	**5**	10:57.879	**19.896**	2.166	81.23	**2:08.947**	3
11	19	**Kevin LILLEY**	Suzuki - Vanson Leathers	**5**	11:02.598	**24.615**	4.719	80.65	**2:09.626**	2
12	84	**Ricardo BRANCO**	Suzuki - IMP Racing	**5**	11:03.198	**25.215**	0.600	80.57	**2:10.678**	5
13	13	**Wil GREEN**	Suzuki - Faith Fueled Racing	**5**	11:03.360	**25.377**	0.162	80.56	**2:10.330**	2
14	17	**Charlie DOWNES (SNR)**	Suzuki - Ray Gnarley/ MoreMoto	**5**	11:03.902	**25.919**	0.542	80.49	**2:09.795**	4
15	76	**Phillip RODGERS**	Suzuki - medalandtrophylab.co.uk	**5**	11:04.069	**26.086**	0.167	80.47	**2:09.988**	2
16	101	**Jon BARNES**	Suzuki - Holder Tree Services	**5**	11:04.242	**26.259**	0.173	80.45	**2:09.468**	4
17	81	**Malvern MAY**	Suzuki -	**5**	11:10.669	**32.686**	6.427	79.68	**2:11.601**	3
18	90	**Edward WATSON**	Suzuki - Motorsportdays.com TEA Time Racing	**5**	11:14.783	**36.800**	4.114	79.19	**2:12.553**	3
19	50	**Paul ROBSON**	Suzuki -	**5**	11:24.866	**46.883**	10.083	78.03	**2:13.493**	3
20	28	**Dominic VEASEY**	Suzuki - Veasey Racing	**5**	11:30.230	**52.247**	5.364	77.42	**2:15.242**	5
21	25	**Harrison DAY**	Suzuki -	**5**	11:30.776	**52.793**	0.546	77.36	**2:15.930**	4
22	137	**Charlie CRAWT**	Suzuki - Pass Bike Motorcycle Training Ltd	**5**	11:40.448	**1:02.465**	9.672	76.29	**2:16.245**	5
23	77	**Mark HAZELGROVE**	Suzuki -	**5**	11:42.866	**1:04.883**	2.418	76.03	**2:15.714**	5
24	16	**Geoff LANSDELL**	Suzuki - EPG Domestic	**5**	11:48.352	**1:10.369**	5.486	75.44	**2:18.505**	3
25	145	**Stuart JARVIS**	Suzuki - STREETWORK SOLUTIONS LTD	**5**	11:49.198	**1:11.215**	0.846	75.35	**2:18.128**	3
26	51	**Andrew DURANT**	Suzuki -	**5**	11:49.247	**1:11.264**	0.049	75.34	**2:17.398**	4
27	43	**Robert DAVIE**	Suzuki -	**5**	12:02.421	**1:24.438**	13.174	73.97	**2:20.890**	2
28	59	**Benn RIDGWELL**	Suzuki -	**5**	12:18.596	**1:40.613**	16.175	72.35	**2:22.682**	3
29	178	**Benjamin JOWETT**	Kawasaki -	**5**	12:33.308	**1:55.325**	14.712	70.94	**2:27.527**	5
30	167	**Elfed WEAVER**	Kawasaki - M&P Kawasaki	**4**	10:51.800	**1 Lap**	1 Lap	65.59	**2:39.672**	3
			NOT CLASSIFIED							
DNF	48	**Shaun WALLIS**	Suzuki - Watling Tyres	**0**						
			FASTEST LAP							
	78	**Keith POVAH**	Suzuki - 78Plate.com & SUBVERT BoardStore.com	**5**	2:05.571		85.11 mph		136.98 kph	

92.5% of Race Speed = 77.47 mph

Snetterton 300
Circuit Length = 2.9689 miles
Start: 12:20 Flag 12:31 End: 12:33

Weather / Track : Sunny / Dry
These results are provisional until the conclusion of any judicial and technical matters.

Clerk Of Course :		Timekeeper :

Results can be found at www.tsl-timing.com

Printed - 12:33 Saturday, 19 May 2018

MRO Minitwins

RACE 3 - LAP CHART

LAP 1 @ 12:22:45.186

NO	BEHIND	LAP TIME
78		2:13.165
46	0.190	2:13.355
777	0.406	2:13.571
74	0.909	2:14.074
86	1.013	2:14.178
111	2.251	2:15.416
5	2.689	2:15.854
96	3.903	2:17.068
84	3.957	2:17.122
97	4.290	2:17.455
113	5.740	2:18.905
13	6.174	2:19.339
19	6.625	2:19.790
76	6.784	2:19.949
17	8.314	2:21.479
90	8.353	2:21.518
81	8.787	2:21.952
101	8.859	2:22.024
25	12.500	2:25.665
50	12.800	2:25.965
28	13.080	2:26.245
16	16.664	2:29.829
77	17.544	2:30.709
137	17.992	2:31.157
145	18.883	2:32.048
43	18.973	2:32.138
51	21.001	2:34.166
178	24.763	2:37.928
59	25.219	2:38.384
167	37.196	2:50.361

LAP 2 @ 12:24:51.731

NO	BEHIND	LAP TIME
46		2:06.355
777	0.115	2:06.254
78	0.281	2:06.826
74	1.901	2:07.537
86	1.984	2:07.516
111	4.474	2:08.768
5	4.749	2:08.605
96	6.900	2:09.542
97	7.191	2:09.446
84	8.996	2:11.584
113	9.224	2:10.029
19	9.706	2:09.626
13	9.959	2:10.330
76	10.227	2:09.988
17	12.999	2:11.230
101	13.317	2:11.003
81	14.442	2:12.200
90	15.122	2:13.314
50	21.668	2:15.413
25	22.705	2:16.750
28	23.157	2:16.622
137	29.112	2:17.665
16	30.380	2:20.261
145	31.262	2:18.924
77	31.501	2:20.502
43	33.318	2:20.890
51	33.828	2:19.372
59	43.244	2:24.570
178	47.934	2:29.716
167	1:11.896	2:41.245

LAP 3 @ 12:26:57.908

NO	BEHIND	LAP TIME
46		2:06.177
777	0.059	2:06.121
78	0.500	2:06.396
86	2.828	2:07.021
74	3.280	2:07.556
111	6.702	2:08.405
5	7.072	2:08.500
97	10.116	2:09.102
96	10.532	2:09.809
113	11.994	2:08.947
19	14.854	2:11.325
84	14.926	2:12.107
76	15.430	2:11.380
13	15.492	2:11.710
17	17.543	2:10.721
101	18.208	2:11.068
81	19.866	2:11.601
90	21.498	2:12.553
50	28.984	2:13.493
25	32.853	2:16.325
28	33.546	2:16.566
137	39.411	2:16.476
16	42.708	2:18.505
145	43.213	2:18.128
77	43.530	2:18.206
51	47.727	2:20.076
43	49.442	2:22.301
59	59.749	2:22.682
178	1:11.558	2:29.801
167	1:45.391	2:39.672

LAP 4 @ 12:29:04.006

NO	BEHIND	LAP TIME
777		2:06.039
78	0.427	2:06.025
46	0.464	2:06.562
86	3.208	2:06.478
74	4.558	2:07.376
111	8.723	2:08.119
5	9.622	2:08.648
97	13.651	2:09.633
96	14.115	2:09.681
113	15.790	2:09.894
19	19.898	2:11.142
13	20.206	2:10.812
84	20.535	2:11.707
76	20.729	2:11.397
17	21.240	2:09.795
101	21.578	2:09.468
81	26.100	2:12.332
90	29.435	2:14.035
50	37.462	2:14.576
25	42.685	2:15.930
28	43.003	2:15.555
137	52.218	2:18.905
77	55.167	2:17.735
16	57.177	2:20.567
145	57.700	2:20.585
51	59.027	2:17.398
43	1:05.927	2:22.583
59	1:19.089	2:25.438
178	1:33.796	2:28.336

LAP 5 @ 12:31:10.004

NO	BEHIND	LAP TIME
78		2:05.571
777	0.320	2:06.318
46	0.636	2:06.170
86	4.473	2:07.263
74	5.637	2:07.077
111	10.848	2:08.123
5	13.479	2:09.855
167	1 Lap	2:40.522
97	16.762	2:09.109
96	17.730	2:09.613
113	19.896	2:10.104
19	24.615	2:10.715
84	25.215	2:10.678
13	25.377	2:11.169
17	25.919	2:10.677
76	26.086	2:11.355
101	26.259	2:10.679
81	32.686	2:12.584
90	36.800	2:13.363
50	46.883	2:15.419
28	52.247	2:15.242
25	52.793	2:16.106
137	1:02.465	2:16.245
77	1:04.883	2:15.714
16	1:10.369	2:19.190
145	1:11.215	2:19.513
51	1:11.264	2:18.235
43	1:24.438	2:24.509
59	1:40.613	2:27.522
178	1:55.325	2:27.527

Weather / Track : Sunny / Dry

Snetterton 300
Circuit Length = 2.9689 miles
Start: 12:20 Flag 12:31 End: 12:33

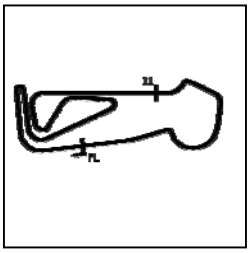

MRO Minitwins

RACE 3 - SECTOR ANALYSIS

SECTOR 1 = FL to I1, SECTOR 2 = I1 to FL, DIFF = Difference To Personal Best Lap, P = Crossed Finish Line in Pit Lane, D = Time Disallowed

P1 78 Keith POVAH — Suzuki - 78Plate.com & SUBVERT BoardStore.com

IDEAL LAP TIME : 2:05.469 BEST LAP TIME : 2:05.571 DIFFERENCE : 0.102

LAP	SECTOR 1	SECTOR 2	LAP TIME	MPH	DIFF	TIME OF DAY
1 -		42.517	2:13.165	80.26	7.594	12:22:45.186
2 -	1:24.948	41.878	2:06.826	84.27	1.255	12:24:52.012
3 -	1:24.306	42.090	2:06.396 **(3)**	84.56	0.825	12:26:58.408
4 -	***1:24.087***	41.938	2:06.025 **(2)**	84.80	0.454	12:29:04.433
5 -	1:24.189	***41.382***	***2:05.571*** **(1)**	***85.11***		***12:31:10.004***

P2 777 Mason WILLIAMS — Suzuki - MoreMoto

IDEAL LAP TIME : 2:05.897 BEST LAP TIME : 2:06.039 DIFFERENCE : 0.142

LAP	SECTOR 1	SECTOR 2	LAP TIME	MPH	DIFF	TIME OF DAY
1 -		42.787	2:13.571	80.01	7.532	12:22:45.592
2 -	1:24.524	41.730	2:06.254 **(3)**	84.65	0.215	12:24:51.846
3 -	***1:24.310***	41.811	2:06.121 **(2)**	84.74	0.082	12:26:57.967
4 -	1:24.452	***41.587***	***2:06.039*** **(1)**	***84.79***		***12:29:04.006***
5 -	1:24.648	41.670	2:06.318	84.61	0.279	12:31:10.324

P3 46 Byron KIRK — Suzuki - More Moto

IDEAL LAP TIME : 2:06.043 BEST LAP TIME : 2:06.170 DIFFERENCE : 0.127

LAP	SECTOR 1	SECTOR 2	LAP TIME	MPH	DIFF	TIME OF DAY
1 -		42.538	2:13.355	80.14	7.185	12:22:45.376
2 -	***1:24.427***	41.928	2:06.355 **(3)**	84.58	0.185	12:24:51.731
3 -	1:24.433	41.744	2:06.177 **(2)**	84.70	0.007	12:26:57.908
4 -	1:24.576	41.986	2:06.562	84.44	0.392	12:29:04.470
5 -	1:24.554	***41.616***	***2:06.170*** **(1)**	***84.71***		***12:31:10.640***

P4 86 Paul WITHERINGTON — Suzuki - P&R plumbing

IDEAL LAP TIME : 2:06.478 BEST LAP TIME : 2:06.478 DIFFERENCE : 0.000

LAP	SECTOR 1	SECTOR 2	LAP TIME	MPH	DIFF	TIME OF DAY
1 -		42.427	2:14.178	79.65	7.700	12:22:46.199
2 -	1:25.060	42.456	2:07.516	83.81	1.038	12:24:53.715
3 -	1:25.158	41.863	2:07.021 **(2)**	84.14	0.543	12:27:00.736
4 -	***1:24.788***	***41.690***	***2:06.478*** **(1)**	***84.50***		***12:29:07.214***
5 -	1:24.856	42.407	2:07.263 **(3)**	83.98	0.785	12:31:14.477

P5 74 Daniel SINGLETON — Suzuki - me

IDEAL LAP TIME : 2:06.676 BEST LAP TIME : 2:07.077 DIFFERENCE : 0.401

LAP	SECTOR 1	SECTOR 2	LAP TIME	MPH	DIFF	TIME OF DAY
1 -		42.441	2:14.074	79.71	6.997	12:22:46.095
2 -	1:25.024	42.513	2:07.537 **(3)**	83.80	0.460	12:24:53.632
3 -	1:25.322	***42.234***	2:07.556	83.79	0.479	12:27:01.188
4 -	1:25.070	42.306	2:07.376 **(2)**	83.90	0.299	12:29:08.564
5 -	***1:24.442***	42.635	***2:07.077*** **(1)**	***84.10***		***12:31:15.641***

P6 111 Ryan FOLKES — Suzuki - Carl Harrison Motorcyle Services

IDEAL LAP TIME : 2:07.979 BEST LAP TIME : 2:08.119 DIFFERENCE : 0.140

LAP	SECTOR 1	SECTOR 2	LAP TIME	MPH	DIFF	TIME OF DAY
1 -		42.872	2:15.416	78.92	7.297	12:22:47.437
2 -	1:25.747	43.021	2:08.768	83.00	0.649	12:24:56.205
3 -	1:25.864	42.541	2:08.405 **(3)**	83.23	0.286	12:27:04.610
4 -	1:25.588	***42.531***	***2:08.119*** **(1)**	***83.42***		***12:29:12.729***
5 -	***1:25.448***	42.675	2:08.123 **(2)**	83.42	0.004	12:31:20.852

P7 5 Barry MANTELL — Suzuki - Swedish car connection

IDEAL LAP TIME : 2:08.357 BEST LAP TIME : 2:08.500 DIFFERENCE : 0.143

LAP	SECTOR 1	SECTOR 2	LAP TIME	MPH	DIFF	TIME OF DAY

Weather / Track : Sunny / Dry

Snetterton 300
Circuit Length = 2.9689 miles
Start: 12:20 Flag 12:31 End: 12:33

MRO Minitwins

RACE 3 - SECTOR ANALYSIS

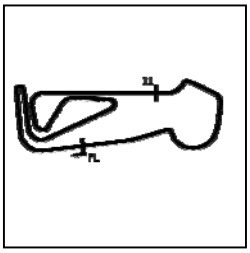

SECTOR 1 = FL to I1, SECTOR 2 = I1 to FL, DIFF = Difference To Personal Best Lap, P = Crossed Finish Line in Pit Lane, D = Time Disallowed

1 -		42.946	2:15.854	78.67	7.354	12:22:47.875
2 -	***1:25.950***	42.655	2:08.605 **(2)**	83.10	0.105	12:24:56.480
3 -	1:26.093	***42.407***	***2:08.500*** **(1)**	***83.17***		***12:27:04.980***
4 -	1:26.135	42.513	2:08.648 **(3)**	83.08	0.148	12:29:13.628
5 -	1:26.280	43.575	2:09.855	82.30	1.355	12:31:23.483

P8 97 Jake PACKHAM — Suzuki - Gasoline alley

IDEAL LAP TIME : 2:08.173 BEST LAP TIME : 2:09.102 DIFFERENCE : 0.929

LAP	SECTOR 1	SECTOR 2	LAP TIME	MPH	DIFF	TIME OF DAY
1 -		42.977	2:17.455	77.75	8.353	12:22:49.476
2 -	1:26.883	***42.563***	2:09.446 **(3)**	82.56	0.344	12:24:58.922
3 -	1:26.102	43.000	***2:09.102*** **(1)**	***82.78***		***12:27:08.024***
4 -	1:26.459	43.174	2:09.633	82.44	0.531	12:29:17.657
5 -	***1:25.610***	43.499	2:09.109 **(2)**	82.78	0.007	12:31:26.766

P9 96 Dan HARRIS — Suzuki - HP Racing

IDEAL LAP TIME : 2:09.005 BEST LAP TIME : 2:09.542 DIFFERENCE : 0.537

LAP	SECTOR 1	SECTOR 2	LAP TIME	MPH	DIFF	TIME OF DAY
1 -		***42.675***	2:17.068	77.97	7.526	12:22:49.089
2 -	1:26.836	42.706	***2:09.542*** **(1)**	***82.50***		***12:24:58.631***
3 -	1:26.880	42.929	2:09.809	82.33	0.267	12:27:08.440
4 -	1:26.705	42.976	2:09.681 **(3)**	82.41	0.139	12:29:18.121
5 -	***1:26.330***	43.283	2:09.613 **(2)**	82.46	0.071	12:31:27.734

P10 113 Sam ELKINS — Suzuki - Me Old Man

IDEAL LAP TIME : 2:08.947 BEST LAP TIME : 2:08.947 DIFFERENCE : 0.000

LAP	SECTOR 1	SECTOR 2	LAP TIME	MPH	DIFF	TIME OF DAY
1 -		44.178	2:18.905	76.94	9.958	12:22:50.926
2 -	1:26.147	43.882	2:10.029 **(3)**	82.19	1.082	12:25:00.955
3 -	***1:25.824***	***43.123***	***2:08.947*** **(1)**	***82.88***		***12:27:09.902***
4 -	1:26.463	43.431	2:09.894 **(2)**	82.28	0.947	12:29:19.796
5 -	1:26.621	43.483	2:10.104	82.15	1.157	12:31:29.900

P11 19 Kevin LILLEY — Suzuki - Vanson Leathers

IDEAL LAP TIME : 2:09.247 BEST LAP TIME : 2:09.626 DIFFERENCE : 0.379

LAP	SECTOR 1	SECTOR 2	LAP TIME	MPH	DIFF	TIME OF DAY
1 -		43.992	2:19.790	76.45	10.164	12:22:51.811
2 -	***1:26.177***	43.449	***2:09.626*** **(1)**	***82.45***		***12:25:01.437***
3 -	1:27.456	43.869	2:11.325	81.38	1.699	12:27:12.762
4 -	1:27.396	43.746	2:11.142 **(3)**	81.50	1.516	12:29:23.904
5 -	1:27.645	***43.070***	2:10.715 **(2)**	81.76	1.089	12:31:34.619

P12 84 Ricardo BRANCO — Suzuki - IMP Racing

IDEAL LAP TIME : 2:10.205 BEST LAP TIME : 2:10.678 DIFFERENCE : 0.473

LAP	SECTOR 1	SECTOR 2	LAP TIME	MPH	DIFF	TIME OF DAY
1 -		***43.305***	2:17.122	77.94	6.444	12:22:49.143
2 -	1:27.434	44.150	2:11.584 **(2)**	81.22	0.906	12:25:00.727
3 -	1:28.375	43.732	2:12.107	80.90	1.429	12:27:12.834
4 -	1:27.534	44.173	2:11.707 **(3)**	81.15	1.029	12:29:24.541
5 -	***1:26.900***	43.778	***2:10.678*** **(1)**	***81.78***		***12:31:35.219***

P13 13 Wil GREEN — Suzuki - Faith Fueled Racing

IDEAL LAP TIME : 2:10.330 BEST LAP TIME : 2:10.330 DIFFERENCE : 0.000

LAP	SECTOR 1	SECTOR 2	LAP TIME	MPH	DIFF	TIME OF DAY
1 -		43.651	2:19.339	76.70	9.009	12:22:51.360
2 -	***1:26.747***	***43.583***	***2:10.330*** **(1)**	***82.00***		***12:25:01.690***
3 -	1:28.026	43.684	2:11.710	81.14	1.380	12:27:13.400
4 -	1:27.052	43.760	2:10.812 **(2)**	81.70	0.482	12:29:24.212

Weather / Track : Sunny / Dry

Snetterton 300
Circuit Length = 2.9689 miles
Start: 12:20 Flag 12:31 End: 12:33

MRO Minitwins

RACE 3 - SECTOR ANALYSIS

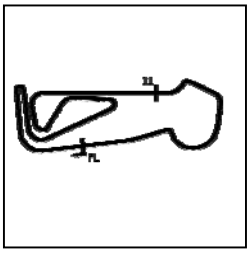

SECTOR 1 = FL to I1, SECTOR 2 = I1 to FL, DIFF = Difference To Personal Best Lap, P = Crossed Finish Line in Pit Lane, D = Time Disallowed

5 -	1:27.418	43.751	2:11.169	**(3)**	81.48	0.839	12:31:35.381

P14 17 Charlie DOWNES (SNR) Suzuki - Ray Gnarley/ MoreMoto

IDEAL LAP TIME : 2:09.795 BEST LAP TIME : 2:09.795 DIFFERENCE : 0.000

LAP	SECTOR 1	SECTOR 2	LAP TIME		MPH	DIFF	TIME OF DAY
1 -		44.214	2:21.479		75.54	11.684	12:22:53.500
2 -	1:27.709	43.521	2:11.230		81.44	1.435	12:25:04.730
3 -	1:27.362	43.359	2:10.721	**(3)**	81.76	0.926	12:27:15.451
4 -	***1:26.466***	***43.329***	***2:09.795***	***(1)***	***82.34***		***12:29:25.246***
5 -	1:26.626	44.051	2:10.677	**(2)**	81.79	0.882	12:31:35.923

P15 76 Phillip RODGERS Suzuki - medalandtrophylab.co.uk

IDEAL LAP TIME : 2:09.988 BEST LAP TIME : 2:09.988 DIFFERENCE : 0.000

LAP	SECTOR 1	SECTOR 2	LAP TIME		MPH	DIFF	TIME OF DAY
1 -		43.818	2:19.949		76.37	9.961	12:22:51.970
2 -	***1:26.636***	***43.352***	***2:09.988***	***(1)***	***82.22***		***12:25:01.958***
3 -	1:27.266	44.114	2:11.380	**(3)**	81.35	1.392	12:27:13.338
4 -	1:27.517	43.880	2:11.397		81.34	1.409	12:29:24.735
5 -	1:27.681	43.674	2:11.355	**(2)**	81.36	1.367	12:31:36.090

P16 101 Jon BARNES Suzuki - Holder Tree Services

IDEAL LAP TIME : 2:09.468 BEST LAP TIME : 2:09.468 DIFFERENCE : 0.000

LAP	SECTOR 1	SECTOR 2	LAP TIME		MPH	DIFF	TIME OF DAY
1 -		43.851	2:22.024		75.25	12.556	12:22:54.045
2 -	1:27.698	43.305	2:11.003	**(3)**	81.58	1.535	12:25:05.048
3 -	1:27.436	43.632	2:11.068		81.54	1.600	12:27:16.116
4 -	***1:26.165***	***43.303***	***2:09.468***	***(1)***	***82.55***		***12:29:25.584***
5 -	1:27.183	43.496	2:10.679	**(2)**	81.78	1.211	12:31:36.263

P17 81 Malvern MAY Suzuki -

IDEAL LAP TIME : 2:11.275 BEST LAP TIME : 2:11.601 DIFFERENCE : 0.326

LAP	SECTOR 1	SECTOR 2	LAP TIME		MPH	DIFF	TIME OF DAY
1 -		44.255	2:21.952		75.29	10.351	12:22:53.973
2 -	1:28.784	***43.416***	2:12.200	**(2)**	80.84	0.599	12:25:06.173
3 -	***1:27.859***	43.742	***2:11.601***	***(1)***	***81.21***		***12:27:17.774***
4 -	1:28.245	44.087	2:12.332	**(3)**	80.76	0.731	12:29:30.106
5 -	1:28.837	43.747	2:12.584		80.61	0.983	12:31:42.690

P18 90 Edward WATSON Suzuki - Motorsportdays.com TEA Time Racing

IDEAL LAP TIME : 2:12.283 BEST LAP TIME : 2:12.553 DIFFERENCE : 0.270

LAP	SECTOR 1	SECTOR 2	LAP TIME		MPH	DIFF	TIME OF DAY
1 -		44.237	2:21.518		75.52	8.965	12:22:53.539
2 -	1:29.238	***44.076***	2:13.314	**(2)**	80.17	0.761	12:25:06.853
3 -	***1:28.207***	44.346	***2:12.553***	***(1)***	***80.63***		***12:27:19.406***
4 -	1:28.504	45.531	2:14.035		79.74	1.482	12:29:33.441
5 -	1:28.741	44.622	2:13.363	**(3)**	80.14	0.810	12:31:46.804

P19 50 Paul ROBSON Suzuki -

IDEAL LAP TIME : 2:13.493 BEST LAP TIME : 2:13.493 DIFFERENCE : 0.000

LAP	SECTOR 1	SECTOR 2	LAP TIME		MPH	DIFF	TIME OF DAY
1 -		46.108	2:25.965		73.22	12.472	12:22:57.986
2 -	1:30.553	44.860	2:15.413	**(3)**	78.92	1.920	12:25:13.399
3 -	***1:28.654***	***44.839***	***2:13.493***	***(1)***	***80.06***		***12:27:26.892***
4 -	1:29.339	45.237	2:14.576	**(2)**	79.42	1.083	12:29:41.468
5 -	1:30.185	45.234	2:15.419		78.92	1.926	12:31:56.887

Weather / Track : Sunny / Dry

Snetterton 300
Circuit Length = 2.9689 miles
Start: 12:20 Flag 12:31 End: 12:33

MRO Minitwins

RACE 3 - SECTOR ANALYSIS

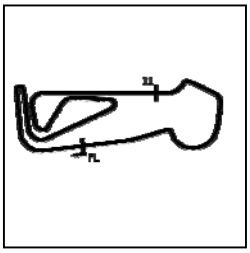

SECTOR 1 = FL to I1, SECTOR 2 = I1 to FL, DIFF = Difference To Personal Best Lap, P = Crossed Finish Line in Pit Lane, D = Time Disallowed

P20 28 Dominic VEASEY Suzuki - Veasey Racing

IDEAL LAP TIME : 2:15.182 BEST LAP TIME : 2:15.242 DIFFERENCE : 0.060

LAP	SECTOR 1	SECTOR 2	LAP TIME	MPH	DIFF	TIME OF DAY
1 -		***45.426***	2:26.245	73.08	11.003	12:22:58.266
2 -	1:30.496	46.126	2:16.622	78.23	1.380	12:25:14.888
3 -	1:30.415	46.151	2:16.566 **(3)**	78.26	1.324	12:27:31.454
4 -	***1:29.756***	45.799	2:15.555 **(2)**	78.84	0.313	12:29:47.009
5 -	1:29.788	45.454	***2:15.242*** **(1)**	***79.02***		***12:32:02.251***

P21 25 Harrison DAY Suzuki -

IDEAL LAP TIME : 2:15.662 BEST LAP TIME : 2:15.930 DIFFERENCE : 0.268

LAP	SECTOR 1	SECTOR 2	LAP TIME	MPH	DIFF	TIME OF DAY
1 -		46.134	2:25.665	73.37	9.735	12:22:57.686
2 -	1:30.814	45.936	2:16.750	78.15	0.820	12:25:14.436
3 -	1:30.612	45.713	2:16.325 **(3)**	78.40	0.395	12:27:30.761
4 -	1:30.223	***45.707***	***2:15.930*** **(1)**	***78.62***		***12:29:46.691***
5 -	***1:29.955***	46.151	2:16.106 **(2)**	78.52	0.176	12:32:02.797

P22 137 Charlie CRAWT Suzuki - Pass Bike Motorcycle Training Ltd

IDEAL LAP TIME : 2:16.159 BEST LAP TIME : 2:16.245 DIFFERENCE : 0.086

LAP	SECTOR 1	SECTOR 2	LAP TIME	MPH	DIFF	TIME OF DAY
1 -		47.549	2:31.157	70.70	14.912	12:23:03.178
2 -	1:32.020	***45.645***	2:17.665 **(3)**	77.63	1.420	12:25:20.843
3 -	1:30.584	45.892	2:16.476 **(2)**	78.31	0.231	12:27:37.319
4 -	1:32.672	46.233	2:18.905	76.94	2.660	12:29:56.224
5 -	***1:30.514***	45.731	***2:16.245*** **(1)**	***78.44***		***12:32:12.469***

P23 77 Mark HAZELGROVE Suzuki -

IDEAL LAP TIME : 2:15.649 BEST LAP TIME : 2:15.714 DIFFERENCE : 0.065

LAP	SECTOR 1	SECTOR 2	LAP TIME	MPH	DIFF	TIME OF DAY
1 -		47.432	2:30.709	70.91	14.995	12:23:02.730
2 -	1:34.013	46.489	2:20.502	76.07	4.788	12:25:23.232
3 -	1:32.073	46.133	2:18.206 **(3)**	77.33	2.492	12:27:41.438
4 -	1:32.363	***45.372***	2:17.735 **(2)**	77.59	2.021	12:29:59.173
5 -	***1:30.277***	45.437	***2:15.714*** **(1)**	***78.75***		***12:32:14.887***

P24 16 Geoff LANSDELL Suzuki - EPG Domestic

IDEAL LAP TIME : 2:18.505 BEST LAP TIME : 2:18.505 DIFFERENCE : 0.000

LAP	SECTOR 1	SECTOR 2	LAP TIME	MPH	DIFF	TIME OF DAY
1 -		46.985	2:29.829	71.33	11.324	12:23:01.850
2 -	1:33.262	46.999	2:20.261 **(3)**	76.20	1.756	12:25:22.111
3 -	***1:32.319***	***46.186***	***2:18.505*** **(1)**	***77.16***		***12:27:40.616***
4 -	1:32.884	47.683	2:20.567	76.03	2.062	12:30:01.183
5 -	1:32.911	46.279	2:19.190 **(2)**	76.78	0.685	12:32:20.373

P25 145 Stuart JARVIS Suzuki - STREETWORK SOLUTIONS LTD

IDEAL LAP TIME : 2:18.128 BEST LAP TIME : 2:18.128 DIFFERENCE : 0.000

LAP	SECTOR 1	SECTOR 2	LAP TIME	MPH	DIFF	TIME OF DAY
1 -		47.027	2:32.048	70.29	13.920	12:23:04.069
2 -	1:32.510	46.414	2:18.924 **(2)**	76.93	0.796	12:25:22.993
3 -	***1:32.022***	***46.106***	***2:18.128*** **(1)**	***77.37***		***12:27:41.121***
4 -	1:33.134	47.451	2:20.585	76.02	2.457	12:30:01.706
5 -	1:33.155	46.358	2:19.513 **(3)**	76.60	1.385	12:32:21.219

P26 51 Andrew DURANT Suzuki -

IDEAL LAP TIME : 2:16.978 BEST LAP TIME : 2:17.398 DIFFERENCE : 0.420

LAP	SECTOR 1	SECTOR 2	LAP TIME	MPH	DIFF	TIME OF DAY

Weather / Track : Sunny / Dry

Snetterton 300
Circuit Length = 2.9689 miles
Start: 12:20 Flag 12:31 End: 12:33

MRO Minitwins

RACE 3 - SECTOR ANALYSIS

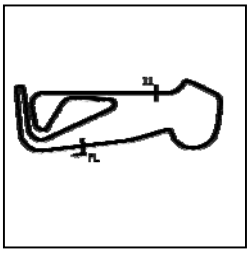

SECTOR 1 = FL to I1, SECTOR 2 = I1 to FL, DIFF = Difference To Personal Best Lap, P = Crossed Finish Line in Pit Lane, D = Time Disallowed

1 -		45.816	2:34.166		69.32	16.768	12:23:06.187
2 -	1:32.858	46.514	2:19.372	(3)	76.68	1.974	12:25:25.559
3 -	1:34.328	***45.748***	2:20.076		76.30	2.678	12:27:45.635
4 -	***1:31.230***	46.168	***2:17.398***	**(1)**	***77.78***		***12:30:03.033***
5 -	1:32.146	46.089	2:18.235	(2)	77.31	0.837	12:32:21.268

P27 43 Robert DAVIE Suzuki -

IDEAL LAP TIME : 2:20.890 BEST LAP TIME : 2:20.890 DIFFERENCE : 0.000

LAP	SECTOR 1	SECTOR 2	LAP TIME		MPH	DIFF	TIME OF DAY
1 -		47.679	2:32.138		70.25	11.248	12:23:04.159
2 -	***1:34.002***	***46.888***	***2:20.890***	**(1)**	***75.86***		***12:25:25.049***
3 -	1:35.142	47.159	2:22.301	(2)	75.10	1.411	12:27:47.350
4 -	1:34.591	47.992	2:22.583	(3)	74.96	1.693	12:30:09.933
5 -	1:36.461	48.048	2:24.509		73.96	3.619	12:32:34.442

P28 59 Benn RIDGWELL Suzuki -

IDEAL LAP TIME : 2:22.682 BEST LAP TIME : 2:22.682 DIFFERENCE : 0.000

LAP	SECTOR 1	SECTOR 2	LAP TIME		MPH	DIFF	TIME OF DAY
1 -		49.535	2:38.384		67.48	15.702	12:23:10.405
2 -	1:36.093	48.477	2:24.570	(2)	73.93	1.888	12:25:34.975
3 -	***1:34.793***	***47.889***	***2:22.682***	**(1)**	***74.90***		***12:27:57.657***
4 -	1:35.296	50.142	2:25.438	(3)	73.48	2.756	12:30:23.095
5 -	1:37.958	49.564	2:27.522		72.45	4.840	12:32:50.617

P29 178 Benjamin JOWETT Kawasaki -

IDEAL LAP TIME : 2:27.527 BEST LAP TIME : 2:27.527 DIFFERENCE : 0.000

LAP	SECTOR 1	SECTOR 2	LAP TIME		MPH	DIFF	TIME OF DAY
1 -		49.335	2:37.928		67.67	10.401	12:23:09.949
2 -	1:39.682	50.034	2:29.716	(3)	71.38	2.189	12:25:39.665
3 -	1:40.536	49.265	2:29.801		71.34	2.274	12:28:09.466
4 -	1:39.298	49.038	2:28.336	(2)	72.05	0.809	12:30:37.802
5 -	***1:38.706***	***48.821***	***2:27.527***	**(1)**	***72.44***		***12:33:05.329***

P30 167 Elfed WEAVER Kawasaki - M&P Kawasaki

IDEAL LAP TIME : 2:39.672 BEST LAP TIME : 2:39.672 DIFFERENCE : 0.000

LAP	SECTOR 1	SECTOR 2	LAP TIME		MPH	DIFF	TIME OF DAY
1 -		53.506	2:50.361		62.73	10.689	12:23:22.382
2 -	1:47.443	53.802	2:41.245	(3)	66.28	1.573	12:26:03.627
3 -	***1:47.241***	***52.431***	***2:39.672***	**(1)**	***66.93***		***12:28:43.299***
4 -	1:47.547	52.975	2:40.522	(2)	66.58	0.850	12:31:23.821

Weather / Track : Sunny / Dry

Snetterton 300
Circuit Length = 2.9689 miles
Start: 12:20 Flag 12:31 End: 12:33

MRO Minitwins

RACE 3 - BEST SECTORS

SECTOR 1				SECTOR 2			IDEAL / BEST COMPARISON					
POS	NO	NAME	TIME	NO	NAME	TIME	POS	NO	NAME	IDEAL	BEST	DIFF
									PERFECT LAP	2:05.469		
1	78	POVAH	**1:24.087**	78	POVAH	**41.382**	1	78	POVAH	2:05.469	2:05.571	0.102
2	777	WILLIAMS	**1:24.310**	777	WILLIAMS	**41.587**	2	777	WILLIAMS	2:05.897	2:06.039	0.142
3	46	KIRK	**1:24.427**	46	KIRK	**41.616**	3	46	KIRK	2:06.043	2:06.170	0.127
4	74	SINGLETON	**1:24.442**	86	WITHERINGTON	**41.690**	4	86	WITHERINGTON	2:06.478	2:06.478	0.000
5	86	WITHERINGTON	**1:24.788**	74	SINGLETON	**42.234**	5	74	SINGLETON	2:06.676	2:07.077	0.401
6	111	FOLKES	**1:25.448**	5	MANTELL	**42.407**	6	111	FOLKES	2:07.979	2:08.119	0.140
7	97	PACKHAM	**1:25.610**	111	FOLKES	**42.531**	7	97	PACKHAM	2:08.173	2:09.102	0.929
8	113	ELKINS	**1:25.824**	97	PACKHAM	**42.563**	8	5	MANTELL	2:08.357	2:08.500	0.143
9	5	MANTELL	**1:25.950**	96	HARRIS	**42.675**	9	113	ELKINS	2:08.947	2:08.947	0.000
10	101	BARNES	**1:26.165**	19	LILLEY	**43.070**	10	96	HARRIS	2:09.005	2:09.542	0.537
11	19	LILLEY	**1:26.177**	113	ELKINS	**43.123**	11	19	LILLEY	2:09.247	2:09.626	0.379
12	96	HARRIS	**1:26.330**	101	BARNES	**43.303**	12	101	BARNES	2:09.468	2:09.468	0.000
13	17	DOWNES (SNR)	**1:26.466**	84	BRANCO	**43.305**	13	17	DOWNES (SNR)	2:09.795	2:09.795	0.000
14	76	RODGERS	**1:26.636**	17	DOWNES (SNR)	**43.329**	14	76	RODGERS	2:09.988	2:09.988	0.000
15	13	GREEN	**1:26.747**	76	RODGERS	**43.352**	15	84	BRANCO	2:10.205	2:10.678	0.473
16	84	BRANCO	**1:26.900**	81	MAY	**43.416**	16	13	GREEN	2:10.330	2:10.330	0.000
17	81	MAY	**1:27.859**	13	GREEN	**43.583**	17	81	MAY	2:11.275	2:11.601	0.326
18	90	WATSON	**1:28.207**	90	WATSON	**44.076**	18	90	WATSON	2:12.283	2:12.553	0.270
19	50	ROBSON	**1:28.654**	50	ROBSON	**44.839**	19	50	ROBSON	2:13.493	2:13.493	0.000
20	28	VEASEY	**1:29.756**	77	HAZELGROVE	**45.372**	20	28	VEASEY	2:15.182	2:15.242	0.060
21	25	DAY	**1:29.955**	28	VEASEY	**45.426**	21	77	HAZELGROVE	2:15.649	2:15.714	0.065
22	77	HAZELGROVE	**1:30.277**	137	CRAWT	**45.645**	22	25	DAY	2:15.662	2:15.930	0.268
23	137	CRAWT	**1:30.514**	25	DAY	**45.707**	23	137	CRAWT	2:16.159	2:16.245	0.086
24	51	DURANT	**1:31.230**	51	DURANT	**45.748**	24	51	DURANT	2:16.978	2:17.398	0.420
25	145	JARVIS	**1:32.022**	145	JARVIS	**46.106**	25	145	JARVIS	2:18.128	2:18.128	0.000
26	16	LANSDELL	**1:32.319**	16	LANSDELL	**46.186**	26	16	LANSDELL	2:18.505	2:18.505	0.000
27	43	DAVIE	**1:34.002**	43	DAVIE	**46.888**	27	43	DAVIE	2:20.890	2:20.890	0.000
28	59	RIDGWELL	**1:34.793**	59	RIDGWELL	**47.889**	28	59	RIDGWELL	2:22.682	2:22.682	0.000
29	178	JOWETT	**1:38.706**	178	JOWETT	**48.821**	29	178	JOWETT	2:27.527	2:27.527	0.000
30	167	WEAVER	**1:47.241**	167	WEAVER	**52.431**	30	167	WEAVER	2:39.672	2:39.672	0.000
31												

Weather / Track : Sunny / Dry

Snetterton 300
Circuit Length = 2.9689 miles
Start: 12:20 Flag 12:31 End: 12:33

Results can be found at www.tsl-timing.com

Printed - 12:34 Saturday, 19 May 2018

MRO Minitwins

RACE 12 - GRID (5 Laps)

ROW 11	1		1		31	48	Shaun WALLIS	
ROW 10	30	167 Elfed WEAVER	2:39.672	29	178 Benjamin JOWETT	2:27.527	28	59 Benn RIDGWELL 2:22.682
ROW 9	27	43 Robert DAVIE	2:20.890	26	16 Geoff LANSDELL	2:18.505	25	145 Stuart JARVIS 2:18.128
ROW 8	24	51 Andrew DURANT	2:17.398	23	137 Charlie CRAWT	2:16.245	22	25 Harrison DAY 2:15.930
ROW 7	21	77 Mark HAZELGROVE	2:15.714	20	28 Dominic VEASEY	2:15.242	19	50 Paul ROBSON 2:13.493
ROW 6	18	90 Edward WATSON	2:12.553	17	81 Malvern MAY	2:11.601	16	84 Ricardo BRANCO 2:10.678
ROW 5	15	13 Wil GREEN	2:10.330	14	76 Phillip RODGERS	2:09.988	13	17 Charlie DOWNES (SNR) 2:09.795
ROW 4	12	19 Kevin LILLEY	2:09.626	11	96 Dan HARRIS	2:09.542	10	101 Jon BARNES 2:09.468
ROW 3	9	97 Jake PACKHAM	2:09.102	8	113 Sam ELKINS	2:08.947	7	5 Barry MANTELL 2:08.500
ROW 2	6	111 Ryan FOLKES	2:08.119	5	74 Daniel SINGLETON	2:07.077	4	86 Paul WITHERINGTON 2:06.478
ROW 1	3	46 Byron KIRK	2:06.170	2	777 Mason WILLIAMS	2:06.039	1	78 Keith POVAH 2:05.571

Pole

Snetterton 300
Circuit Length = 2.9689 miles

These results are provisional until the conclusion of any judicial and technical matters.

Clerk Of Course :		Timekeeper :

Results can be found at www.tsl-timing.com

Printed - 12:37 Saturday, 19 May 2018

MRO Minitwins

RACE 12 - CLASSIFICATION - AMENDED

POS	NO	NAME	ENTRY	LAPS	TIME	GAP	DIFF	MPH	BEST	ON
1	46	**Byron KIRK**	Suzuki - More Moto	**5**	10:38.070			83.75	**2:06.042**	4
2	78	**Keith POVAH**	Suzuki - 78Plate.com & SUBVERT BoardStore.com	**5**	10:38.143	**0.073**	0.073	83.74	**2:05.878**	4
3	111	**Ryan FOLKES**	Suzuki - Carl Harrison Motorcyle Services	**5**	10:45.682	**7.612**	7.539	82.76	**2:07.717**	5
4	74	**Daniel SINGLETON**	Suzuki - me	**5**	10:45.747	**7.677**	0.065	82.75	**2:07.539**	2
5	86	**Paul WITHERINGTON**	Suzuki - P&R plumbing	**5**	10:46.104	**8.034**	0.357	82.71	**2:07.679**	3
6	97	**Jake PACKHAM**	Suzuki - Gasoline alley	**5**	10:50.606	**12.536**	4.502	82.13	**2:08.202**	2
7	96	**Dan HARRIS**	Suzuki - HP Racing	**5**	10:53.409	**15.339**	2.803	81.78	**2:08.590**	5
8	113	**Sam ELKINS**	Suzuki - Me Old Man	**5**	10:53.947	**15.877**	0.538	81.71	**2:08.665**	2
9	5	**Barry MANTELL**	Suzuki - Swedish car connection	**5**	10:55.380	**17.310**	1.433	81.54	**2:09.309**	3
10	101	**Jon BARNES**	Suzuki - Holder Tree Services	**5**	11:01.340	**23.270**	5.960	80.80	**2:09.765**	4
11	84	**Ricardo BRANCO**	Suzuki - IMP Racing	**5**	11:01.509	**23.439**	0.169	80.78	**2:10.302**	3
12	19	**Kevin LILLEY**	Suzuki - Vanson Leathers	**5**	11:01.670	**23.600**	0.161	80.76	**2:09.973**	4
13	81	**Malvern MAY**	Suzuki -	**5**	11:07.556	**29.486**	5.886	80.05	**2:10.763**	2
14	76	**Phillip RODGERS**	Suzuki - medalandtrophylab.co.uk	**5**	11:07.644	**29.574**	0.088	80.04	**2:11.213**	3
15	90	**Edward WATSON**	Suzuki - Motorsportdays.com TEA Time Racing	**5**	11:16.391	**38.321**	8.747	79.00	**2:13.128**	3
16	50	**Paul ROBSON**	Suzuki -	**5**	11:26.840	**48.770**	10.449	77.80	**2:15.393**	2
17	28	**Dominic VEASEY**	Suzuki - Veasey Racing	**5**	11:34.143	**56.073**	7.303	76.98	**2:16.387**	2
18	77 *	**Mark HAZELGROVE**	Suzuki -	**5**	11:33.653			77.04	**2:15.515**	2
19	25	**Harrison DAY**	Suzuki -	**5**	11:36.658	**58.588**		76.70	**2:17.250**	4
20	17	**Charlie DOWNES (SNR)**	Suzuki - Ray Gnarley/ MoreMoto	**5**	11:46.112	**1:08.042**	9.454	75.68	**2:13.661**	3
21	16	**Geoff LANSDELL**	Suzuki - EPG Domestic	**5**	11:49.736	**1:11.666**	3.624	75.29	**2:19.146**	5
22	48	**Shaun WALLIS**	Suzuki - Watling Tyres	**5**	11:49.886	**1:11.816**	0.150	75.28	**2:14.966**	3
23	51	**Andrew DURANT**	Suzuki -	**5**	11:50.760	**1:12.690**	0.874	75.18	**2:18.966**	2
24	145	**Stuart JARVIS**	Suzuki - STREETWORK SOLUTIONS LTD	**5**	11:51.371	**1:13.301**	0.611	75.12	**2:19.283**	2
25	43	**Robert DAVIE**	Suzuki -	**5**	12:05.220	**1:27.150**	13.849	73.68	**2:22.211**	2
26	178	**Benjamin JOWETT**	Kawasaki -	**5**	12:19.799	**1:41.729**	14.579	72.23	**2:24.880**	5
27	59	**Benn RIDGWELL**	Suzuki -	**5**	12:24.010	**1:45.940**	4.211	71.82	**2:26.388**	2
28	167	**Elfed WEAVER**	Kawasaki - M&P Kawasaki	**4**	10:51.255	**1 Lap**	1 Lap	65.64	**2:39.852**	2
			NOT CLASSIFIED							
DNF	13	**Wil GREEN**	Suzuki - Faith Fueled Racing	**4**	8:50.815	**1 Lap**		80.54	**2:09.519**	4
DQ	777 *	**Mason WILLIAMS**	Suzuki - MoreMoto	**0**						
			FASTEST LAP							
	78	**Keith POVAH**	Suzuki - 78Plate.com & SUBVERT BoardStore.com	**4**	2:05.878	84.90 mph		136.64 kph		

***No 777 - Disqualified from race result, technical infringement**
***No 77 - 1 place penalty - yellow flag infringement**
92.5% of Race Speed = 77.46 mph

Snetterton 300
Circuit Length = 2.9689 miles
Start: 15:50 Flag 16:01 End: 16:03

Weather / Track : Bright / Dry
These results are provisional until the conclusion of any judicial and technical matters.

Clerk Of Course :		Timekeeper :

Results can be found at www.tsl-timing.com

Printed - 18:10 Saturday, 19 May 2018

MRO Minitwins

RACE 12 - LAP CHART

LAP 1	@ 15:53:09.801	
NO	BEHIND	LAP TIME
46		2:11.481
78	0.466	2:11.947
111	2.837	2:14.318
86	3.112	2:14.593
74	3.166	2:14.647
97	3.637	2:15.118
113	4.409	2:15.890
96	5.008	2:16.489
5	5.367	2:16.848
101	6.634	2:18.115
84	6.851	2:18.332
19	7.998	2:19.479
13	9.044	2:20.525
81	9.162	2:20.643
90	9.679	2:21.160
76	10.520	2:22.001
17	10.567	2:22.048
28	12.685	2:24.166
50	12.975	2:24.456
77	14.471	2:25.952
25	14.487	2:25.968
16	17.910	2:29.391
145	20.014	2:31.495
51	21.193	2:32.674
43	21.234	2:32.715
178	24.421	2:35.902
59	25.240	2:36.721
48	33.616	2:45.097
167	36.427	2:47.908

LAP 2	@ 15:55:16.532	
NO	BEHIND	LAP TIME
46		2:06.731
78	0.142	2:06.407
111	3.938	2:07.832
74	3.974	2:07.539
86	4.322	2:07.941
97	5.108	2:08.202
113	6.343	2:08.665
96	7.863	2:09.586
5	8.238	2:09.602
84	10.967	2:10.847
19	12.011	2:10.744
101	12.146	2:12.243
13	12.460	2:10.147
81	13.194	2:10.763
76	15.619	2:11.830
90	16.287	2:13.339
50	21.637	2:15.393
28	22.341	2:16.387
77	23.255	2:15.515
25	25.507	2:17.751
16	31.462	2:20.283
145	32.566	2:19.283
51	33.428	2:18.966
43	36.714	2:22.211
178	43.793	2:26.103
48	44.423	2:17.538
17	44.516	2:40.680
59	44.897	2:26.388
167	1:09.548	2:39.852

LAP 3	@ 15:57:23.662	
NO	BEHIND	LAP TIME
78		2:06.988
46	0.108	2:07.238
111	4.578	2:07.770
74	4.599	2:07.755
86	4.871	2:07.679
97	6.328	2:08.350
113	8.696	2:09.483
96	9.954	2:09.221
5	10.417	2:09.309
84	14.139	2:10.302
19	15.852	2:10.971
13	15.954	2:10.624
101	16.149	2:11.133
81	18.559	2:12.495
76	19.702	2:11.213
90	22.285	2:13.128
50	30.110	2:15.603
28	32.322	2:17.111
77	33.003	2:16.878
25	36.249	2:17.872
16	45.029	2:20.697
145	45.515	2:20.079
51	45.966	2:19.668
17	51.047	2:13.661
43	51.978	2:22.394
48	52.259	2:14.966
178	1:03.033	2:26.370
59	1:04.635	2:26.868
167	1:42.958	2:40.540

LAP 4	@ 15:59:29.540	
NO	BEHIND	LAP TIME
78		2:05.878
46	0.272	2:06.042
111	6.745	2:08.045
74	6.792	2:08.071
86	7.114	2:08.121
97	9.246	2:08.796
113	13.342	2:10.524
96	13.599	2:09.523
5	14.332	2:09.793
84	19.380	2:11.119
13	19.595	2:09.519
19	19.947	2:09.973
101	20.036	2:09.765
81	25.041	2:12.360
76	25.088	2:11.264
90	30.803	2:14.396
50	39.724	2:15.492
28	43.855	2:17.411
77	44.155	2:17.030
25	47.621	2:17.250
16	59.370	2:20.219
17	59.531	2:14.362
51	1:00.049	2:19.961
145	1:00.846	2:21.209
48	1:01.956	2:15.575
43	1:09.421	2:23.321
178	1:23.699	2:26.544
59	1:25.648	2:26.891

LAP 5	@ 16:01:36.390	
NO	BEHIND	LAP TIME
46		2:06.578
78	0.073	2:06.923
111	7.612	2:07.717
74	7.677	2:07.735
86	8.034	2:07.770
97	12.536	2:10.140
167	1 Lap	2:42.955
96	15.339	2:08.590
113	15.877	2:09.385
5	17.310	2:09.828
101	23.270	2:10.084
84	23.439	2:10.909
19	23.600	2:10.503
81	29.486	2:11.295
76	29.574	2:11.336
90	38.321	2:14.368
50	48.770	2:15.896
77	55.583	2:18.278
28	56.073	2:19.068
25	58.588	2:17.817
17	1:08.042	2:15.361
16	1:11.666	2:19.146
48	1:11.816	2:16.710
51	1:12.690	2:19.491
145	1:13.301	2:19.305
43	1:27.150	2:24.579
178	1:41.729	2:24.880
59	1:45.940	2:27.142

Snetterton 300
Circuit Length = 2.9689 miles
Start: 15:50 Flag 16:01 End: 16:03

Weather / Track : Bright / Dry

Results can be found at www.tsl-timing.com

Printed - 17:10 Saturday, 19 May 2018

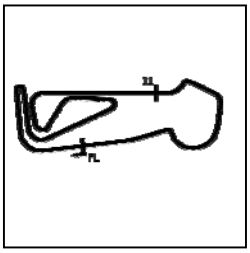

MRO Minitwins

RACE 12 - SECTOR ANALYSIS

SECTOR 1 = FL to I1, SECTOR 2 = I1 to FL, DIFF = Difference To Personal Best Lap, P = Crossed Finish Line in Pit Lane, D = Time Disallowed

P1 46 Byron KIRK — Suzuki - More Moto

IDEAL LAP TIME : 2:06.031 BEST LAP TIME : 2:06.042 DIFFERENCE : 0.011

LAP	SECTOR 1	SECTOR 2	LAP TIME	MPH	DIFF	TIME OF DAY
1 -		***41.906***	2:11.481	81.28	5.439	15:53:09.801
2 -	1:24.648	42.083	2:06.731 **(3)**	84.33	0.689	15:55:16.532
3 -	1:24.381	42.857	2:07.238	84.00	1.196	15:57:23.770
4 -	***1:24.125***	41.917	***2:06.042*** **(1)**	***84.79***		***15:59:29.812***
5 -	1:24.586	41.992	2:06.578 **(2)**	84.43	0.536	16:01:36.390

P2 78 Keith POVAH — Suzuki - 78Plate.com & SUBVERT BoardStore.com

IDEAL LAP TIME : 2:05.349 BEST LAP TIME : 2:05.878 DIFFERENCE : 0.529

LAP	SECTOR 1	SECTOR 2	LAP TIME	MPH	DIFF	TIME OF DAY
1 -		***41.539***	2:11.947	81.00	6.069	15:53:10.267
2 -	1:24.378	42.029	2:06.407 **(2)**	84.55	0.529	15:55:16.674
3 -	1:24.380	42.608	2:06.988	84.16	1.110	15:57:23.662
4 -	***1:23.810***	42.068	***2:05.878*** **(1)**	***84.90***		***15:59:29.540***
5 -	1:24.462	42.461	2:06.923 **(3)**	84.20	1.045	16:01:36.463

P3 111 Ryan FOLKES — Suzuki - Carl Harrison Motorcyle Services

IDEAL LAP TIME : 2:07.398 BEST LAP TIME : 2:07.717 DIFFERENCE : 0.319

LAP	SECTOR 1	SECTOR 2	LAP TIME	MPH	DIFF	TIME OF DAY
1 -		42.506	2:14.318	79.57	6.601	15:53:12.638
2 -	1:25.645	***42.187***	2:07.832 **(3)**	83.61	0.115	15:55:20.470
3 -	1:25.420	42.350	2:07.770 **(2)**	83.65	0.053	15:57:28.240
4 -	1:25.790	42.255	2:08.045	83.47	0.328	15:59:36.285
5 -	***1:25.211***	42.506	***2:07.717*** **(1)**	***83.68***		***16:01:44.002***

P4 74 Daniel SINGLETON — Suzuki - me

IDEAL LAP TIME : 2:07.417 BEST LAP TIME : 2:07.539 DIFFERENCE : 0.122

LAP	SECTOR 1	SECTOR 2	LAP TIME	MPH	DIFF	TIME OF DAY
1 -		42.641	2:14.647	79.37	7.108	15:53:12.967
2 -	1:25.304	42.235	***2:07.539*** **(1)**	***83.80***		***15:55:20.506***
3 -	1:25.461	42.294	2:07.755 **(3)**	83.66	0.216	15:57:28.261
4 -	1:25.880	***42.191***	2:08.071	83.45	0.532	15:59:36.332
5 -	***1:25.226***	42.509	2:07.735 **(2)**	83.67	0.196	16:01:44.067

P5 86 Paul WITHERINGTON — Suzuki - P&R plumbing

IDEAL LAP TIME : 2:07.321 BEST LAP TIME : 2:07.679 DIFFERENCE : 0.358

LAP	SECTOR 1	SECTOR 2	LAP TIME	MPH	DIFF	TIME OF DAY
1 -		42.645	2:14.593	79.41	6.914	15:53:12.913
2 -	1:25.647	***42.294***	2:07.941 **(3)**	83.53	0.262	15:55:20.854
3 -	1:25.242	42.437	***2:07.679*** **(1)**	***83.71***		***15:57:28.533***
4 -	1:25.572	42.549	2:08.121	83.42	0.442	15:59:36.654
5 -	***1:25.027***	42.743	2:07.770 **(2)**	83.65	0.091	16:01:44.424

P6 97 Jake PACKHAM — Suzuki - Gasoline alley

IDEAL LAP TIME : 2:07.768 BEST LAP TIME : 2:08.202 DIFFERENCE : 0.434

LAP	SECTOR 1	SECTOR 2	LAP TIME	MPH	DIFF	TIME OF DAY
1 -		42.983	2:15.118	79.10	6.916	15:53:13.438
2 -	1:25.541	***42.661***	***2:08.202*** **(1)**	***83.36***		***15:55:21.640***
3 -	***1:25.107***	43.243	2:08.350 **(2)**	83.27	0.148	15:57:29.990
4 -	1:25.416	43.380	2:08.796 **(3)**	82.98	0.594	15:59:38.786
5 -	1:25.973	44.167	2:10.140	82.12	1.938	16:01:48.926

P7 96 Dan HARRIS — Suzuki - HP Racing

IDEAL LAP TIME : 2:08.590 BEST LAP TIME : 2:08.590 DIFFERENCE : 0.000

LAP	SECTOR 1	SECTOR 2	LAP TIME	MPH	DIFF	TIME OF DAY

Weather / Track : Bright / Dry

Snetterton 300
Circuit Length = 2.9689 miles
Start: 15:50 Flag 16:01 End: 16:03

MRO Minitwins

RACE 12 - SECTOR ANALYSIS

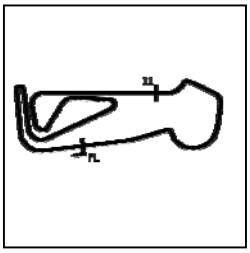

SECTOR 1 = FL to I1, SECTOR 2 = I1 to FL, DIFF = Difference To Personal Best Lap, P = Crossed Finish Line in Pit Lane, D = Time Disallowed

1 -		42.749	2:16.489	78.30	7.899	15:53:14.809
2 -	1:26.599	42.987	2:09.586	82.47	0.996	15:55:24.395
3 -	1:26.312	42.909	2:09.221 **(2)**	82.71	0.631	15:57:33.616
4 -	1:26.272	43.251	2:09.523 **(3)**	82.51	0.933	15:59:43.139
5 -	***1:25.977***	***42.613***	***2:08.590*** **(1)**	***83.11***		***16:01:51.729***

P8 113 Sam ELKINS Suzuki - Me Old Man

IDEAL LAP TIME : 2:08.289 BEST LAP TIME : 2:08.665 DIFFERENCE : 0.376

LAP	SECTOR 1	SECTOR 2	LAP TIME	MPH	DIFF	TIME OF DAY
1 -		***42.713***	2:15.890	78.65	7.225	15:53:14.210
2 -	***1:25.576***	43.089	***2:08.665*** **(1)**	***83.06***		***15:55:22.875***
3 -	1:25.913	43.570	2:09.483 **(3)**	82.54	0.818	15:57:32.358
4 -	1:26.858	43.666	2:10.524	81.88	1.859	15:59:42.882
5 -	1:26.159	43.226	2:09.385 **(2)**	82.60	0.720	16:01:52.267

P9 5 Barry MANTELL Suzuki - Swedish car connection

IDEAL LAP TIME : 2:09.309 BEST LAP TIME : 2:09.309 DIFFERENCE : 0.000

LAP	SECTOR 1	SECTOR 2	LAP TIME	MPH	DIFF	TIME OF DAY
1 -		43.054	2:16.848	78.10	7.539	15:53:15.168
2 -	1:26.741	42.861	2:09.602 **(2)**	82.46	0.293	15:55:24.770
3 -	***1:26.565***	***42.744***	***2:09.309*** **(1)**	***82.65***		***15:57:34.079***
4 -	1:26.870	42.923	2:09.793 **(3)**	82.34	0.484	15:59:43.872
5 -	1:26.807	43.021	2:09.828	82.32	0.519	16:01:53.700

P10 101 Jon BARNES Suzuki - Holder Tree Services

IDEAL LAP TIME : 2:09.724 BEST LAP TIME : 2:09.765 DIFFERENCE : 0.041

LAP	SECTOR 1	SECTOR 2	LAP TIME	MPH	DIFF	TIME OF DAY
1 -		43.270	2:18.115	77.38	8.350	15:53:16.435
2 -	1:28.854	43.389	2:12.243	80.82	2.478	15:55:28.678
3 -	1:27.634	43.499	2:11.133 **(3)**	81.50	1.368	15:57:39.811
4 -	1:26.713	***43.052***	***2:09.765*** **(1)**	***82.36***		***15:59:49.576***
5 -	***1:26.672***	43.412	2:10.084 **(2)**	82.16	0.319	16:01:59.660

P11 84 Ricardo BRANCO Suzuki - IMP Racing

IDEAL LAP TIME : 2:09.680 BEST LAP TIME : 2:10.302 DIFFERENCE : 0.622

LAP	SECTOR 1	SECTOR 2	LAP TIME	MPH	DIFF	TIME OF DAY
1 -		***43.025***	2:18.332	77.26	8.030	15:53:16.652
2 -	1:27.120	43.727	2:10.847 **(2)**	81.68	0.545	15:55:27.499
3 -	1:27.048	43.254	***2:10.302*** **(1)**	***82.02***		***15:57:37.801***
4 -	1:27.626	43.493	2:11.119	81.51	0.817	15:59:48.920
5 -	***1:26.655***	44.254	2:10.909 **(3)**	81.64	0.607	16:01:59.829

P12 19 Kevin LILLEY Suzuki - Vanson Leathers

IDEAL LAP TIME : 2:09.534 BEST LAP TIME : 2:09.973 DIFFERENCE : 0.439

LAP	SECTOR 1	SECTOR 2	LAP TIME	MPH	DIFF	TIME OF DAY
1 -		43.437	2:19.479	76.62	9.506	15:53:17.799
2 -	1:27.241	43.503	2:10.744 **(3)**	81.74	0.771	15:55:28.543
3 -	1:27.572	43.399	2:10.971	81.60	0.998	15:57:39.514
4 -	1:26.839	***43.134***	***2:09.973*** **(1)**	***82.23***		***15:59:49.487***
5 -	***1:26.400***	44.103	2:10.503 **(2)**	81.89	0.530	16:01:59.990

P13 81 Malvern MAY Suzuki -

IDEAL LAP TIME : 2:10.763 BEST LAP TIME : 2:10.763 DIFFERENCE : 0.000

LAP	SECTOR 1	SECTOR 2	LAP TIME	MPH	DIFF	TIME OF DAY
1 -		43.858	2:20.643	75.99	9.880	15:53:18.963
2 -	***1:27.814***	***42.949***	***2:10.763*** **(1)**	***81.73***		***15:55:29.726***
3 -	1:29.037	43.458	2:12.495	80.66	1.732	15:57:42.221
4 -	1:28.197	44.163	2:12.360 **(3)**	80.75	1.597	15:59:54.581

Snetterton 300
Circuit Length = 2.9689 miles
Start: 15:50 Flag 16:01 End: 16:03

Weather / Track : Bright / Dry

MRO Minitwins

RACE 12 - SECTOR ANALYSIS

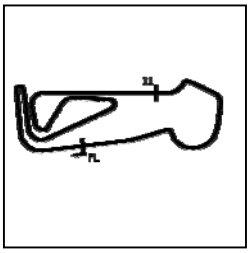

SECTOR 1 = FL to I1, SECTOR 2 = I1 to FL, DIFF = Difference To Personal Best Lap, P = Crossed Finish Line in Pit Lane, D = Time Disallowed

5 -	1:27.924	43.371	2:11.295	**(2)**	81.40	0.532	16:02:05.876

P14 76 Phillip RODGERS Suzuki - medalandtrophylab.co.uk

IDEAL LAP TIME : 2:11.044 BEST LAP TIME : 2:11.213 DIFFERENCE : 0.169

LAP	SECTOR 1	SECTOR 2	LAP TIME		MPH	DIFF	TIME OF DAY
1 -		43.913	2:22.001		75.26	10.788	15:53:20.321
2 -	1:27.995	43.835	2:11.830		81.07	0.617	15:55:32.151
3 -	***1:27.735***	43.478	***2:11.213***	**(1)**	***81.45***		***15:57:43.364***
4 -	1:27.955	***43.309***	2:11.264	**(2)**	81.42	0.051	15:59:54.628
5 -	1:27.905	43.431	2:11.336	**(3)**	81.37	0.123	16:02:05.964

P15 90 Edward WATSON Suzuki - Motorsportdays.com TEA Time Racing

IDEAL LAP TIME : 2:12.572 BEST LAP TIME : 2:13.128 DIFFERENCE : 0.556

LAP	SECTOR 1	SECTOR 2	LAP TIME		MPH	DIFF	TIME OF DAY
1 -		***43.772***	2:21.160		75.71	8.032	15:53:19.480
2 -	***1:28.800***	44.539	2:13.339	**(2)**	80.15	0.211	15:55:32.819
3 -	1:28.936	44.192	***2:13.128***	**(1)**	***80.28***		***15:57:45.947***
4 -	1:29.710	44.686	2:14.396		79.52	1.268	16:00:00.343
5 -	1:29.767	44.601	2:14.368	**(3)**	79.54	1.240	16:02:14.711

P16 50 Paul ROBSON Suzuki -

IDEAL LAP TIME : 2:14.926 BEST LAP TIME : 2:15.393 DIFFERENCE : 0.467

LAP	SECTOR 1	SECTOR 2	LAP TIME		MPH	DIFF	TIME OF DAY
1 -		45.221	2:24.456		73.98	9.063	15:53:22.776
2 -	1:30.417	***44.976***	***2:15.393***	**(1)**	***78.94***		***15:55:38.169***
3 -	1:30.240	45.363	2:15.603	**(3)**	78.81	0.210	15:57:53.772
4 -	***1:29.950***	45.542	2:15.492	**(2)**	78.88	0.099	16:00:09.264
5 -	1:30.035	45.861	2:15.896		78.64	0.503	16:02:25.160

P17 77 Mark HAZELGROVE Suzuki -

IDEAL LAP TIME : 2:15.515 BEST LAP TIME : 2:15.515 DIFFERENCE : 0.000

LAP	SECTOR 1	SECTOR 2	LAP TIME		MPH	DIFF	TIME OF DAY
1 -		45.512	2:25.952		73.22	10.437	15:53:24.272
2 -	***1:30.451***	***45.064***	***2:15.515***	**(1)**	***78.87***		***15:55:39.787***
3 -	1:31.479	45.399	2:16.878	**(2)**	78.08	1.363	15:57:56.665
4 -	1:31.123	45.907	2:17.030	**(3)**	77.99	1.515	16:00:13.695
5 -	1:31.957	46.321	2:18.278		77.29	2.763	16:02:31.973

P18 28 Dominic VEASEY Suzuki - Veasey Racing

IDEAL LAP TIME : 2:15.769 BEST LAP TIME : 2:16.387 DIFFERENCE : 0.618

LAP	SECTOR 1	SECTOR 2	LAP TIME		MPH	DIFF	TIME OF DAY
1 -		***45.062***	2:24.166		74.13	7.779	15:53:22.486
2 -	***1:30.707***	45.680	***2:16.387***	**(1)**	***78.36***		***15:55:38.873***
3 -	1:31.467	45.644	2:17.111	**(2)**	77.95	0.724	15:57:55.984
4 -	1:31.494	45.917	2:17.411	**(3)**	77.78	1.024	16:00:13.395
5 -	1:31.668	47.400	2:19.068		76.85	2.681	16:02:32.463

P19 25 Harrison DAY Suzuki -

IDEAL LAP TIME : 2:17.125 BEST LAP TIME : 2:17.250 DIFFERENCE : 0.125

LAP	SECTOR 1	SECTOR 2	LAP TIME		MPH	DIFF	TIME OF DAY
1 -		46.307	2:25.968		73.22	8.718	15:53:24.288
2 -	1:31.403	46.348	2:17.751	**(2)**	77.58	0.501	15:55:42.039
3 -	1:31.504	46.368	2:17.872		77.52	0.622	15:57:59.911
4 -	1:31.359	***45.891***	***2:17.250***	**(1)**	***77.87***		***16:00:17.161***
5 -	***1:31.234***	46.583	2:17.817	**(3)**	77.55	0.567	16:02:34.978

Weather / Track : Bright / Dry

Snetterton 300
Circuit Length = 2.9689 miles
Start: 15:50 Flag 16:01 End: 16:03

MRO Minitwins

RACE 12 - SECTOR ANALYSIS

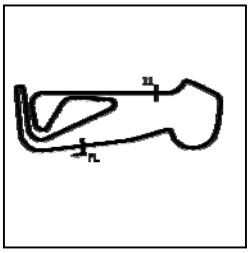

SECTOR 1 = FL to I1, SECTOR 2 = I1 to FL, DIFF = Difference To Personal Best Lap, P = Crossed Finish Line in Pit Lane, D = Time Disallowed

P20 17 Charlie DOWNES (SNR)

Suzuki - Ray Gnarley/ MoreMoto

IDEAL LAP TIME : 2:12.746 BEST LAP TIME : 2:13.661 DIFFERENCE : 0.915

LAP	SECTOR 1	SECTOR 2	LAP TIME	MPH	DIFF	TIME OF DAY
1 -		***43.759***	2:22.048	75.24	8.387	15:53:20.368
2 -	1:55.669	45.011	2:40.680	66.51	27.019	15:56:01.048
3 -	***1:28.987***	44.674	***2:13.661*** **(1)**	***79.96***		***15:58:14.709***
4 -	1:29.366	44.996	2:14.362 **(2)**	79.54	0.701	16:00:29.071
5 -	1:29.121	46.240	2:15.361 **(3)**	78.95	1.700	16:02:44.432

P21 16 Geoff LANSDELL

Suzuki - EPG Domestic

IDEAL LAP TIME : 2:18.846 BEST LAP TIME : 2:19.146 DIFFERENCE : 0.300

LAP	SECTOR 1	SECTOR 2	LAP TIME	MPH	DIFF	TIME OF DAY
1 -		46.271	2:29.391	71.54	10.245	15:53:27.711
2 -	***1:33.265***	47.018	2:20.283 **(3)**	76.18	1.137	15:55:47.994
3 -	1:33.840	46.857	2:20.697	75.96	1.551	15:58:08.691
4 -	1:33.643	46.576	2:20.219 **(2)**	76.22	1.073	16:00:28.910
5 -	1:33.565	***45.581***	***2:19.146*** **(1)**	***76.81***		***16:02:48.056***

P22 48 Shaun WALLIS

Suzuki - Watling Tyres

IDEAL LAP TIME : 2:14.525 BEST LAP TIME : 2:14.966 DIFFERENCE : 0.441

LAP	SECTOR 1	SECTOR 2	LAP TIME	MPH	DIFF	TIME OF DAY
1 -		47.409	2:45.097	64.73	30.131	15:53:43.417
2 -	1:31.169	46.369	2:17.538	77.71	2.572	15:56:00.955
3 -	***1:29.446***	45.520	***2:14.966*** **(1)**	***79.19***		***15:58:15.921***
4 -	1:30.496	***45.079***	2:15.575 **(2)**	78.83	0.609	16:00:31.496
5 -	1:31.190	45.520	2:16.710 **(3)**	78.18	1.744	16:02:48.206

P23 51 Andrew DURANT

Suzuki -

IDEAL LAP TIME : 2:18.966 BEST LAP TIME : 2:18.966 DIFFERENCE : 0.000

LAP	SECTOR 1	SECTOR 2	LAP TIME	MPH	DIFF	TIME OF DAY
1 -		47.453	2:32.674	70.00	13.708	15:53:30.994
2 -	***1:32.863***	***46.103***	***2:18.966*** **(1)**	***76.91***		***15:55:49.960***
3 -	1:32.898	46.770	2:19.668 **(3)**	76.52	0.702	15:58:09.628
4 -	1:33.377	46.584	2:19.961	76.36	0.995	16:00:29.589
5 -	1:33.227	46.264	2:19.491 **(2)**	76.62	0.525	16:02:49.080

P24 145 Stuart JARVIS

Suzuki - STREETWORK SOLUTIONS LTD

IDEAL LAP TIME : 2:19.087 BEST LAP TIME : 2:19.283 DIFFERENCE : 0.196

LAP	SECTOR 1	SECTOR 2	LAP TIME	MPH	DIFF	TIME OF DAY
1 -		46.510	2:31.495	70.55	12.212	15:53:29.815
2 -	***1:32.922***	46.361	***2:19.283*** **(1)**	***76.73***		***15:55:49.098***
3 -	1:33.145	46.934	2:20.079 **(3)**	76.30	0.796	15:58:09.177
4 -	1:34.420	46.789	2:21.209	75.68	1.926	16:00:30.386
5 -	1:33.140	***46.165***	2:19.305 **(2)**	76.72	0.022	16:02:49.691

P25 43 Robert DAVIE

Suzuki -

IDEAL LAP TIME : 2:22.153 BEST LAP TIME : 2:22.211 DIFFERENCE : 0.058

LAP	SECTOR 1	SECTOR 2	LAP TIME	MPH	DIFF	TIME OF DAY
1 -		48.319	2:32.715	69.98	10.504	15:53:31.035
2 -	1:35.124	***47.087***	***2:22.211*** **(1)**	***75.15***		***15:55:53.246***
3 -	***1:35.066***	47.328	2:22.394 **(2)**	75.05	0.183	15:58:15.640
4 -	1:35.989	47.332	2:23.321 **(3)**	74.57	1.110	16:00:38.961
5 -	1:35.915	48.664	2:24.579	73.92	2.368	16:03:03.540

P26 178 Benjamin JOWETT

Kawasaki -

IDEAL LAP TIME : 2:24.880 BEST LAP TIME : 2:24.880 DIFFERENCE : 0.000

LAP	SECTOR 1	SECTOR 2	LAP TIME	MPH	DIFF	TIME OF DAY

Weather / Track : Bright / Dry

Snetterton 300
Circuit Length = 2.9689 miles
Start: 15:50 Flag 16:01 End: 16:03

MRO Minitwins

RACE 12 - SECTOR ANALYSIS

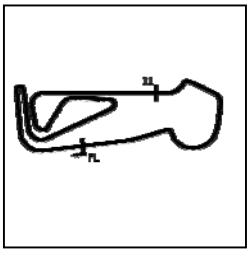

SECTOR 1 = FL to I1, SECTOR 2 = I1 to FL, DIFF = Difference To Personal Best Lap, P = Crossed Finish Line in Pit Lane, D = Time Disallowed

1 -		48.812	2:35.902	68.55	11.022	15:53:34.222
2 -	1:37.442	48.661	2:26.103 **(2)**	73.15	1.223	15:56:00.325
3 -	1:37.417	48.953	2:26.370 **(3)**	73.02	1.490	15:58:26.695
4 -	1:38.007	48.537	2:26.544	72.93	1.664	16:00:53.239
5 -	***1:37.190***	***47.690***	***2:24.880*** **(1)**	***73.77***		***16:03:18.119***

P27 59 Benn RIDGWELL Suzuki -

IDEAL LAP TIME : 2:26.372 BEST LAP TIME : 2:26.388 DIFFERENCE : 0.016

LAP	SECTOR 1	SECTOR 2	LAP TIME	MPH	DIFF	TIME OF DAY
1 -		52.257	2:36.721	68.19	10.333	15:53:35.041
2 -	1:37.011	***49.377***	***2:26.388*** **(1)**	***73.01***		***15:56:01.429***
3 -	1:37.119	49.749	2:26.868 **(2)**	72.77	0.480	15:58:28.297
4 -	***1:36.995***	49.896	2:26.891 **(3)**	72.76	0.503	16:00:55.188
5 -	1:37.222	49.920	2:27.142	72.63	0.754	16:03:22.330

P28 167 Elfed WEAVER Kawasaki - M&P Kawasaki

IDEAL LAP TIME : 2:39.359 BEST LAP TIME : 2:39.852 DIFFERENCE : 0.493

LAP	SECTOR 1	SECTOR 2	LAP TIME	MPH	DIFF	TIME OF DAY
1 -		***52.726***	2:47.908	63.65	8.056	15:53:46.228
2 -	***1:46.633***	53.219	***2:39.852*** **(1)**	***66.86***		***15:56:26.080***
3 -	1:47.574	52.966	2:40.540 **(2)**	66.57	0.688	15:59:06.620
4 -	1:49.728	53.227	2:42.955 **(3)**	65.58	3.103	16:01:49.575

P29 13 Wil GREEN Suzuki - Faith Fueled Racing

IDEAL LAP TIME : 2:09.519 BEST LAP TIME : 2:09.519 DIFFERENCE : 0.000

LAP	SECTOR 1	SECTOR 2	LAP TIME	MPH	DIFF	TIME OF DAY
1 -		44.085	2:20.525	76.05	11.006	15:53:18.845
2 -	1:26.864	43.283	2:10.147 **(2)**	82.12	0.628	15:55:28.992
3 -	1:27.348	43.276	2:10.624 **(3)**	81.82	1.105	15:57:39.616
4 -	***1:26.453***	***43.066***	***2:09.519*** **(1)**	***82.52***		***15:59:49.135***

Weather / Track : Bright / Dry

Snetterton 300
Circuit Length = 2.9689 miles
Start: 15:50 Flag 16:01 End: 16:03

MRO Minitwins

RACE 12 - BEST SECTORS

SECTOR 1				SECTOR 2			IDEAL / BEST COMPARISON					
POS	NO	NAME	TIME	NO	NAME	TIME	POS	NO	NAME	IDEAL	BEST	DIFF
									PERFECT LAP	2:05.349		
1	78	POVAH	**1:23.810**	78	POVAH	**41.539**	1	78	POVAH	2:05.349	2:05.878	0.529
2	46	KIRK	**1:24.125**	46	KIRK	**41.906**	2	46	KIRK	2:06.031	2:06.042	0.011
3	86	WITHERINGTON	**1:25.027**	111	FOLKES	**42.187**	3	86	WITHERINGTON	2:07.321	2:07.679	0.358
4	97	PACKHAM	**1:25.107**	74	SINGLETON	**42.191**	4	111	FOLKES	2:07.398	2:07.717	0.319
5	111	FOLKES	**1:25.211**	86	WITHERINGTON	**42.294**	5	74	SINGLETON	2:07.417	2:07.539	0.122
6	74	SINGLETON	**1:25.226**	96	HARRIS	**42.613**	6	97	PACKHAM	2:07.768	2:08.202	0.434
7	113	ELKINS	**1:25.576**	97	PACKHAM	**42.661**	7	113	ELKINS	2:08.289	2:08.665	0.376
8	96	HARRIS	**1:25.977**	113	ELKINS	**42.713**	8	96	HARRIS	2:08.590	2:08.590	0.000
9	19	LILLEY	**1:26.400**	5	MANTELL	**42.744**	9	5	MANTELL	2:09.309	2:09.309	0.000
10	13	GREEN	**1:26.453**	81	MAY	**42.949**	10	13	GREEN	2:09.519	2:09.519	0.000
11	5	MANTELL	**1:26.565**	84	BRANCO	**43.025**	11	19	LILLEY	2:09.534	2:09.973	0.439
12	84	BRANCO	**1:26.655**	101	BARNES	**43.052**	12	84	BRANCO	2:09.680	2:10.302	0.622
13	101	BARNES	**1:26.672**	13	GREEN	**43.066**	13	101	BARNES	2:09.724	2:09.765	0.041
14	76	RODGERS	**1:27.735**	19	LILLEY	**43.134**	14	81	MAY	2:10.763	2:10.763	0.000
15	81	MAY	**1:27.814**	76	RODGERS	**43.309**	15	76	RODGERS	2:11.044	2:11.213	0.169
16	90	WATSON	**1:28.800**	17	DOWNES (SNR)	**43.759**	16	90	WATSON	2:12.572	2:13.128	0.556
17	17	DOWNES (SNR)	**1:28.987**	90	WATSON	**43.772**	17	17	DOWNES (SNR)	2:12.746	2:13.661	0.915
18	48	WALLIS	**1:29.446**	50	ROBSON	**44.976**	18	48	WALLIS	2:14.525	2:14.966	0.441
19	50	ROBSON	**1:29.950**	28	VEASEY	**45.062**	19	50	ROBSON	2:14.926	2:15.393	0.467
20	77	HAZELGROVE	**1:30.451**	77	HAZELGROVE	**45.064**	20	77	HAZELGROVE	2:15.515	2:15.515	0.000
21	28	VEASEY	**1:30.707**	48	WALLIS	**45.079**	21	28	VEASEY	2:15.769	2:16.387	0.618
22	25	DAY	**1:31.234**	16	LANSDELL	**45.581**	22	25	DAY	2:17.125	2:17.250	0.125
23	51	DURANT	**1:32.863**	25	DAY	**45.891**	23	16	LANSDELL	2:18.846	2:19.146	0.300
24	145	JARVIS	**1:32.922**	51	DURANT	**46.103**	24	51	DURANT	2:18.966	2:18.966	0.000
25	16	LANSDELL	**1:33.265**	145	JARVIS	**46.165**	25	145	JARVIS	2:19.087	2:19.283	0.196
26	43	DAVIE	**1:35.066**	43	DAVIE	**47.087**	26	43	DAVIE	2:22.153	2:22.211	0.058
27	59	RIDGWELL	**1:36.995**	178	JOWETT	**47.690**	27	178	JOWETT	2:24.880	2:24.880	0.000
28	178	JOWETT	**1:37.190**	59	RIDGWELL	**49.377**	28	59	RIDGWELL	2:26.372	2:26.388	0.016
29	167	WEAVER	**1:46.633**	167	WEAVER	**52.726**	29	167	WEAVER	2:39.359	2:39.852	0.493
30												

Weather / Track : Bright / Dry

Snetterton 300
Circuit Length = 2.9689 miles
Start: 15:50 Flag 16:01 End: 16:03

Results can be found at www.tsl-timing.com

Printed - 17:10 Saturday, 19 May 2018

MRO Minitwins

RACE 3 - GRID (7 Laps)

ROW 11	1		1		31	167 Elfed WEAVER	2:39.852	
ROW 10	30	777 Mason WILLIAMS	29	137 Charlie CRAWT	28	59 Benn RIDGWELL	2:26.388	
ROW 9	27	178 Benjamin JOWETT	2:24.880	26	43 Robert DAVIE	2:22.211	25	145 Stuart JARVIS 2:19.283
ROW 8	24	16 Geoff LANSDELL	2:19.146	23	51 Andrew DURANT	2:18.966	22	25 Harrison DAY 2:17.250
ROW 7	21	28 Dominic VEASEY	2:16.387	20	77 Mark HAZELGROVE	2:15.515	19	50 Paul ROBSON 2:15.393
ROW 6	18	48 Shaun WALLIS	2:14.966	17	17 Charlie DOWNES (SNR)	2:13.661	16	90 Edward WATSON 2:13.128
ROW 5	15	76 Phillip RODGERS	2:11.213	14	81 Malvern MAY	2:10.763	13	84 Ricardo BRANCO 2:10.302
ROW 4	12	19 Kevin LILLEY	2:09.973	11	101 Jon BARNES	2:09.765	10	13 Wil GREEN 2:09.519
ROW 3	9	5 Barry MANTELL	2:09.309	8	113 Sam ELKINS	2:08.665	7	96 Dan HARRIS 2:08.590
ROW 2	6	97 Jake PACKHAM	2:08.202	5	111 Ryan FOLKES	2:07.717	4	86 Paul WITHERINGTON 2:07.679
ROW 1	3	74 Daniel SINGLETON	2:07.539	2	46 Byron KIRK	2:06.042	1	78 Keith POVAH 2:05.878

Pole

Snetterton 300
Circuit Length = 2.9689 miles

These results are provisional until the conclusion of any judicial and technical matters.

Clerk Of Course :		Timekeeper :

Results can be found at www.tsl-timing.com

Printed - 17:12 Saturday, 19 May 2018

MRO Minitwins

RACE 3 - CLASSIFICATION

POS	NO	NAME	ENTRY	LAPS	TIME	GAP	DIFF	MPH	BEST	ON
1	74	**Daniel SINGLETON**	Suzuki - me	7	14:52.695			83.80	**2:05.485**	7
2	777	**Mason WILLIAMS**	Suzuki - MoreMoto	7	14:52.892	**0.197**	0.197	83.79	**2:05.703**	7
3	78	**Keith POVAH**	Suzuki - 78Plate.com & SUBVERT BoardStore.com	7	14:53.458	**0.763**	0.566	83.73	**2:05.382**	6
4	86	**Paul WITHERINGTON**	Suzuki - P&R plumbing	7	15:02.688	**9.993**	9.230	82.88	**2:07.101**	6
5	96	**Dan HARRIS**	Suzuki - HP Racing	7	15:07.816	**15.121**	5.128	82.41	**2:08.114**	7
6	113	**Sam ELKINS**	Suzuki - Me Old Man	7	15:08.753	**16.058**	0.937	82.32	**2:07.922**	4
7	97	**Jake PACKHAM**	Suzuki - Gasoline alley	7	15:08.826	**16.131**	0.073	82.32	**2:08.166**	3
8	5	**Barry MANTELL**	Suzuki - Swedish car connection	7	15:12.937	**20.242**	4.111	81.95	**2:08.271**	4
9	19	**Kevin LILLEY**	Suzuki - Vanson Leathers	7	15:18.931	**26.236**	5.994	81.41	**2:09.029**	2
10	101	**Jon BARNES**	Suzuki - Holder Tree Services	7	15:19.350	**26.655**	0.419	81.37	**2:09.255**	4
11	76	**Phillip RODGERS**	Suzuki - medalandtrophylab.co.uk	7	15:19.514	**26.819**	0.164	81.36	**2:08.986**	4
12	137	**Charlie CRAWT**	Suzuki - Pass Bike Motorcycle Training Ltd	7	15:35.355	**42.660**	15.841	79.98	**2:11.364**	7
13	84	**Ricardo BRANCO**	Suzuki - IMP Racing	7	15:35.399	**42.704**	0.044	79.98	**2:11.528**	5
14	81	**Malvern MAY**	Suzuki -	7	15:35.848	**43.153**	0.449	79.94	**2:11.372**	7
15	90	**Edward WATSON**	Suzuki - Motorsportdays.com TEA Time Racing	7	15:38.076	**45.381**	2.228	79.75	**2:12.545**	6
16	50	**Paul ROBSON**	Suzuki -	7	15:44.450	**51.755**	6.374	79.21	**2:12.875**	5
17	28	**Dominic VEASEY**	Suzuki - Veasey Racing	7	15:55.593	**1:02.898**	11.143	78.29	**2:13.570**	5
18	17	**Charlie DOWNES (SNR)**	Suzuki - Ray Gnarley/ MoreMoto	7	15:59.290	**1:06.595**	3.697	77.99	**2:14.873**	5
19	25	**Harrison DAY**	Suzuki -	7	15:59.838	**1:07.143**	0.548	77.94	**2:14.722**	5
20	77	**Mark HAZELGROVE**	Suzuki -	7	16:00.375	**1:07.680**	0.537	77.90	**2:14.972**	5
21	48	**Shaun WALLIS**	Suzuki - Watling Tyres	7	16:21.385	**1:28.690**	21.010	76.23	**2:17.965**	2
22	16	**Geoff LANSDELL**	Suzuki - EPG Domestic	7	16:21.870	**1:29.175**	0.485	76.19	**2:17.621**	7
23	51	**Andrew DURANT**	Suzuki -	7	16:22.514	**1:29.819**	0.644	76.14	**2:17.566**	7
24	43	**Robert DAVIE**	Suzuki -	7	16:54.893	**2:02.198**	32.379	73.71	**2:22.023**	6
25	59	**Benn RIDGWELL**	Suzuki -	7	16:54.919	**2:02.224**	0.026	73.71	**2:22.708**	5
26	178	**Benjamin JOWETT**	Kawasaki -	7	17:00.761	**2:08.066**	5.842	73.29	**2:23.534**	6
27	167	**Elfed WEAVER**	Kawasaki - M&P Kawasaki	6	16:19.553	**1 Lap**	1 Lap	65.46	**2:38.856**	6
			NOT CLASSIFIED							
DNF	111	**Ryan FOLKES**	Suzuki - Carl Harrison Motorcyle Services	6	12:53.472	**1 Lap**		82.90	**2:07.341**	6
DNF	13	**Wil GREEN**	Suzuki - Faith Fueled Racing	6	13:23.061	**1 Lap**	29.589	79.85	**2:10.837**	6
			FASTEST LAP							
	78	**Keith POVAH**	Suzuki - 78Plate.com & SUBVERT BoardStore.com	6	2:05.382	85.24 mph		137.18 kph		

92.5% of Race Speed = 77.51 mph

Snetterton 300
Circuit Length = 2.9689 miles
Start: 10:23 Flag 10:38 End: 10:40

Weather / Track : Sunny / Dry
These results are provisional until the conclusion of any judicial and technical matters.

Clerk Of Course :		Timekeeper :

Results can be found at www.tsl-timing.com

Printed - 10:41 Sunday, 20 May 2018

MRO Minitwins

RACE 3 - LAP CHART

LAP 1 @ 10:25:43.928

NO	BEHIND	LAP TIME
74		2:13.140
78	0.071	2:13.211
111	0.719	2:13.859
97	1.049	2:14.189
86	1.333	2:14.473
96	1.862	2:15.002
113	2.183	2:15.323
777	2.324	2:15.464
5	2.858	2:15.998
19	3.755	2:16.895
101	6.054	2:19.194
81	6.352	2:19.492
76	6.373	2:19.513
13	6.944	2:20.084
84	7.047	2:20.187
137	7.815	2:20.955
90	8.424	2:21.564
50	9.661	2:22.801
25	10.441	2:23.581
17	10.946	2:24.086
28	11.215	2:24.355
77	11.824	2:24.964
48	13.686	2:26.826
16	16.614	2:29.754
51	17.460	2:30.600
59	18.572	2:31.712
43	20.841	2:33.981
178	22.150	2:35.290
167	38.071	2:51.211

LAP 2 @ 10:27:51.696

NO	BEHIND	LAP TIME
74		2:07.768
78	0.710	2:08.407
777	1.309	2:06.753
111	1.904	2:08.953
97	2.688	2:09.407
86	2.749	2:09.184
113	3.352	2:08.937
96	3.958	2:09.864
5	3.997	2:08.907
19	5.016	2:09.029
101	7.954	2:09.668
76	8.319	2:09.714
84	11.726	2:12.447
81	11.965	2:13.381
13	12.271	2:13.095
137	13.474	2:13.427
90	13.563	2:12.907
50	15.351	2:13.458
17	18.275	2:15.097
25	18.565	2:15.892
28	18.860	2:15.413
77	19.684	2:15.628
48	23.883	2:17.965
16	28.260	2:19.414
51	28.811	2:19.119
59	33.974	2:23.170
43	38.000	2:24.927
178	39.739	2:25.357
167	1:13.634	2:43.331

LAP 3 @ 10:29:58.522

NO	BEHIND	LAP TIME
74		2:06.826
777	0.702	2:06.219
78	0.879	2:06.995
111	2.920	2:07.842
86	3.352	2:07.429
97	4.028	2:08.166
113	5.384	2:08.858
96	5.923	2:08.791
5	5.971	2:08.800
19	8.047	2:09.857
101	10.722	2:09.594
76	11.296	2:09.803
84	18.214	2:13.314
81	18.407	2:13.268
13	19.255	2:13.810
90	19.301	2:12.564
137	19.373	2:12.725
50	21.721	2:13.196
17	28.046	2:16.597
25	28.346	2:16.607
28	28.578	2:16.544
77	29.031	2:16.173
48	36.541	2:19.484
16	40.703	2:19.269
51	41.456	2:19.471
59	51.907	2:24.759
43	54.455	2:23.281
178	57.708	2:24.795
167	1:47.543	2:40.735

LAP 4 @ 10:32:05.307

NO	BEHIND	LAP TIME
777		2:06.083
74	0.377	2:07.162
78	0.591	2:06.497
86	3.993	2:07.426
111	4.174	2:08.039
97	5.753	2:08.510
113	6.521	2:07.922
5	7.457	2:08.271
96	7.466	2:08.328
19	12.286	2:11.024
101	13.192	2:09.255
76	13.497	2:08.986
84	24.545	2:13.116
137	24.901	2:12.313
90	25.078	2:12.562
81	25.533	2:13.911
13	25.540	2:13.070
50	28.761	2:13.825
28	37.347	2:15.554
17	37.987	2:16.726
25	38.687	2:17.126
77	39.069	2:16.823
48	49.376	2:19.620
16	52.741	2:18.823
51	53.190	2:18.519
59	1:09.330	2:24.208
43	1:11.042	2:23.372
178	1:15.340	2:24.417

LAP 5 @ 10:34:11.483

NO	BEHIND	LAP TIME
777		2:06.176
74	0.399	2:06.198
78	1.355	2:06.940
86	5.332	2:07.515
111	5.436	2:07.438
97	9.907	2:10.330
113	10.024	2:09.679
96	10.157	2:08.867
5	12.219	2:10.938
101	17.040	2:10.024
19	17.123	2:11.013
76	17.368	2:10.047
167	1 Lap	2:43.434
84	29.897	2:11.528
137	31.424	2:12.699
90	31.527	2:12.625
13	31.529	2:12.165
81	31.689	2:12.332
50	35.460	2:12.875
28	44.741	2:13.570
17	46.684	2:14.873
25	47.233	2:14.722
77	47.865	2:14.972
48	1:02.451	2:19.251
16	1:05.581	2:19.016
51	1:06.037	2:19.023
59	1:25.862	2:22.708
43	1:28.047	2:23.181
178	1:32.887	2:23.723

LAP 6 @ 10:36:17.977

NO	BEHIND	LAP TIME
777		2:06.494
74	0.021	2:06.116
78	0.243	2:05.382
86	5.939	2:07.101
111	6.283	2:07.341
113	12.422	2:08.892
96	12.513	2:08.850
97	12.587	2:09.174
5	15.608	2:09.883
19	21.472	2:10.843
101	21.617	2:11.071
76	21.719	2:10.845
13	35.872	2:10.837
84	36.416	2:13.013
137	36.802	2:11.872
81	37.287	2:12.092
90	37.578	2:12.545
50	42.811	2:13.845
28	52.856	2:14.609
167	1 Lap	2:41.986
25	56.646	2:15.907
17	56.848	2:16.658
77	57.080	2:15.709
48	1:15.709	2:19.752
16	1:17.060	2:17.973
51	1:17.759	2:18.216
59	1:43.241	2:23.873
43	1:43.576	2:22.023
178	1:49.927	2:23.534

LAP 7 @ 10:38:23.483

NO	BEHIND	LAP TIME
74		2:05.485
777	0.197	2:05.703
78	0.763	2:06.026
86	9.993	2:09.560
96	15.121	2:08.114
113	16.058	2:09.142
97	16.131	2:09.050
5	20.242	2:10.140
19	26.236	2:10.270
101	26.655	2:10.544
76	26.819	2:10.606
137	42.660	2:11.364
84	42.704	2:11.794
81	43.153	2:11.372
90	45.381	2:13.309
50	51.755	2:14.450
28	1:02.898	2:15.548
17	1:06.595	2:15.253
25	1:07.143	2:16.003
77	1:07.680	2:16.106
167	1 Lap	2:38.856
48	1:28.690	2:18.487
16	1:29.175	2:17.621
51	1:29.819	2:17.566
43	2:02.198	2:24.128
59	2:02.224	2:24.489
178	2:08.066	2:23.645

Weather / Track : Sunny / Dry

Snetterton 300
Circuit Length = 2.9689 miles
Start: 10:23 Flag 10:38 End: 10:40

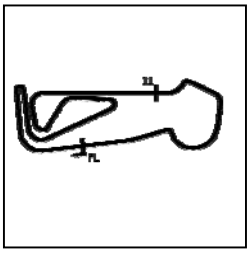

MRO Minitwins

RACE 3 - SECTOR ANALYSIS

SECTOR 1 = FL to I1, SECTOR 2 = I1 to FL, DIFF = Difference To Personal Best Lap, P = Crossed Finish Line in Pit Lane, D = Time Disallowed

P1 74 Daniel SINGLETON — Suzuki - me

IDEAL LAP TIME : 2:05.477 BEST LAP TIME : 2:05.485 DIFFERENCE : 0.008

LAP	SECTOR 1	SECTOR 2	LAP TIME		MPH	DIFF	TIME OF DAY
1 -		42.983	2:13.140		80.27	7.655	10:25:43.928
2 -	1:25.290	42.478	2:07.768		83.65	2.283	10:27:51.696
3 -	1:24.798	42.028	2:06.826		84.27	1.341	10:29:58.522
4 -	1:25.138	42.024	2:07.162		84.05	1.677	10:32:05.684
5 -	1:24.232	41.966	2:06.198	(3)	84.69	0.713	10:34:11.882
6 -	***1:24.081***	42.035	2:06.116	(2)	84.74	0.631	10:36:17.998
7 -	1:24.089	***41.396***	***2:05.485***	(1)	***85.17***		***10:38:23.483***

P2 777 Mason WILLIAMS — Suzuki - MoreMoto

IDEAL LAP TIME : 2:05.593 BEST LAP TIME : 2:05.703 DIFFERENCE : 0.110

LAP	SECTOR 1	SECTOR 2	LAP TIME		MPH	DIFF	TIME OF DAY
1 -		42.782	2:15.464		78.89	9.761	10:25:46.252
2 -	1:24.777	41.976	2:06.753		84.32	1.050	10:27:53.005
3 -	***1:24.289***	41.930	2:06.219		84.67	0.516	10:29:59.224
4 -	1:24.366	41.717	2:06.083	(2)	84.77	0.380	10:32:05.307
5 -	1:24.511	41.665	2:06.176	(3)	84.70	0.473	10:34:11.483
6 -	1:24.523	41.971	2:06.494		84.49	0.791	10:36:17.977
7 -	1:24.399	***41.304***	***2:05.703***	(1)	***85.02***		***10:38:23.680***

P3 78 Keith POVAH — Suzuki - 78Plate.com & SUBVERT BoardStore.com

IDEAL LAP TIME : 2:05.382 BEST LAP TIME : 2:05.382 DIFFERENCE : 0.000

LAP	SECTOR 1	SECTOR 2	LAP TIME		MPH	DIFF	TIME OF DAY
1 -		43.049	2:13.211		80.23	7.829	10:25:43.999
2 -	1:25.967	42.440	2:08.407		83.23	3.025	10:27:52.406
3 -	1:25.120	41.875	2:06.995		84.16	1.613	10:29:59.401
4 -	1:24.818	41.679	2:06.497	(3)	84.49	1.115	10:32:05.898
5 -	1:24.782	42.158	2:06.940		84.19	1.558	10:34:12.838
6 -	***1:23.896***	***41.486***	***2:05.382***	(1)	***85.24***		***10:36:18.220***
7 -	1:24.331	41.695	2:06.026	(2)	84.80	0.644	10:38:24.246

P4 86 Paul WITHERINGTON — Suzuki - P&R plumbing

IDEAL LAP TIME : 2:06.743 BEST LAP TIME : 2:07.101 DIFFERENCE : 0.358

LAP	SECTOR 1	SECTOR 2	LAP TIME		MPH	DIFF	TIME OF DAY
1 -		42.894	2:14.473		79.48	7.372	10:25:45.261
2 -	1:26.245	42.939	2:09.184		82.73	2.083	10:27:54.445
3 -	1:25.707	***41.722***	2:07.429	(3)	83.87	0.328	10:30:01.874
4 -	1:25.330	42.096	2:07.426	(2)	83.87	0.325	10:32:09.300
5 -	1:25.307	42.208	2:07.515		83.81	0.414	10:34:16.815
6 -	1:25.046	42.055	***2:07.101***	(1)	***84.09***		***10:36:23.916***
7 -	***1:25.021***	44.539	2:09.560		82.49	2.459	10:38:33.476

P5 96 Dan HARRIS — Suzuki - HP Racing

IDEAL LAP TIME : 2:07.644 BEST LAP TIME : 2:08.114 DIFFERENCE : 0.470

LAP	SECTOR 1	SECTOR 2	LAP TIME		MPH	DIFF	TIME OF DAY
1 -		42.787	2:15.002		79.16	6.888	10:25:45.790
2 -	1:26.797	43.067	2:09.864		82.30	1.750	10:27:55.654
3 -	1:26.021	42.770	2:08.791	(3)	82.98	0.677	10:30:04.445
4 -	***1:25.574***	42.754	2:08.328	(2)	83.28	0.214	10:32:12.773
5 -	1:26.031	42.836	2:08.867		82.93	0.753	10:34:21.640
6 -	1:25.912	42.938	2:08.850		82.94	0.736	10:36:30.490
7 -	1:26.044	***42.070***	***2:08.114***	(1)	***83.42***		***10:38:38.604***

P6 113 Sam ELKINS — Suzuki - Me Old Man

IDEAL LAP TIME : 2:07.922 BEST LAP TIME : 2:07.922 DIFFERENCE : 0.000

LAP	SECTOR 1	SECTOR 2	LAP TIME		MPH	DIFF	TIME OF DAY

Weather / Track : Sunny / Dry

Snetterton 300
Circuit Length = 2.9689 miles
Start: 10:23 Flag 10:38 End: 10:40

MRO Minitwins

RACE 3 - SECTOR ANALYSIS

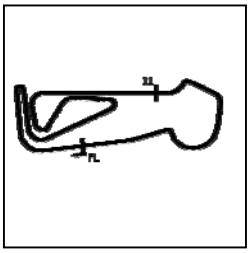

SECTOR 1 = FL to I1, SECTOR 2 = I1 to FL, DIFF = Difference To Personal Best Lap, P = Crossed Finish Line in Pit Lane, D = Time Disallowed

1 -		42.843	2:15.323		78.98	7.401	10:25:46.111
2 -	1:26.051	42.886	2:08.937		82.89	1.015	10:27:55.048
3 -	1:25.638	43.220	2:08.858	**(2)**	82.94	0.936	10:30:03.906
4 -	***1:25.274***	***42.648***	***2:07.922***	**(1)**	***83.55***		***10:32:11.828***
5 -	1:25.545	44.134	2:09.679		82.41	1.757	10:34:21.507
6 -	1:25.471	43.421	2:08.892	**(3)**	82.92	0.970	10:36:30.399
7 -	1:26.089	43.053	2:09.142		82.76	1.220	10:38:39.541

P7 97 Jake PACKHAM Suzuki - Gasoline alley

IDEAL LAP TIME : 2:08.134 BEST LAP TIME : 2:08.166 DIFFERENCE : 0.032

LAP	SECTOR 1	SECTOR 2	LAP TIME		MPH	DIFF	TIME OF DAY
1 -		42.977	2:14.189		79.64	6.023	10:25:44.977
2 -	1:26.146	43.261	2:09.407		82.59	1.241	10:27:54.384
3 -	1:25.788	***42.378***	***2:08.166***	**(1)**	***83.39***		***10:30:02.550***
4 -	***1:25.756***	42.754	2:08.510	**(2)**	83.16	0.344	10:32:11.060
5 -	1:26.022	44.308	2:10.330		82.00	2.164	10:34:21.390
6 -	1:26.097	43.077	2:09.174		82.74	1.008	10:36:30.564
7 -	1:26.065	42.985	2:09.050	**(3)**	82.82	0.884	10:38:39.614

P8 5 Barry MANTELL Suzuki - Swedish car connection

IDEAL LAP TIME : 2:08.222 BEST LAP TIME : 2:08.271 DIFFERENCE : 0.049

LAP	SECTOR 1	SECTOR 2	LAP TIME		MPH	DIFF	TIME OF DAY
1 -		42.476	2:15.998		78.58	7.727	10:25:46.786
2 -	1:26.220	42.687	2:08.907	**(3)**	82.91	0.636	10:27:55.693
3 -	1:26.652	42.148	2:08.800	**(2)**	82.98	0.529	10:30:04.493
4 -	1:26.159	***42.112***	***2:08.271***	**(1)**	***83.32***		***10:32:12.764***
5 -	***1:26.110***	44.828	2:10.938		81.62	2.667	10:34:23.702
6 -	1:26.697	43.186	2:09.883		82.29	1.612	10:36:33.585
7 -	1:27.137	43.003	2:10.140		82.12	1.869	10:38:43.725

P9 19 Kevin LILLEY Suzuki - Vanson Leathers

IDEAL LAP TIME : 2:09.029 BEST LAP TIME : 2:09.029 DIFFERENCE : 0.000

LAP	SECTOR 1	SECTOR 2	LAP TIME		MPH	DIFF	TIME OF DAY
1 -		43.354	2:16.895		78.07	7.866	10:25:47.683
2 -	***1:25.912***	***43.117***	***2:09.029***	**(1)**	***82.83***		***10:27:56.712***
3 -	1:26.625	43.232	2:09.857	**(2)**	82.30	0.828	10:30:06.569
4 -	1:27.262	43.762	2:11.024		81.57	1.995	10:32:17.593
5 -	1:27.308	43.705	2:11.013		81.58	1.984	10:34:28.606
6 -	1:26.836	44.007	2:10.843		81.68	1.814	10:36:39.449
7 -	1:26.929	43.341	2:10.270	**(3)**	82.04	1.241	10:38:49.719

P10 101 Jon BARNES Suzuki - Holder Tree Services

IDEAL LAP TIME : 2:09.255 BEST LAP TIME : 2:09.255 DIFFERENCE : 0.000

LAP	SECTOR 1	SECTOR 2	LAP TIME		MPH	DIFF	TIME OF DAY
1 -		44.248	2:19.194		76.78	9.939	10:25:49.982
2 -	1:26.513	43.155	2:09.668	**(3)**	82.42	0.413	10:27:59.650
3 -	1:26.449	43.145	2:09.594	**(2)**	82.47	0.339	10:30:09.244
4 -	***1:26.351***	***42.904***	***2:09.255***	**(1)**	***82.68***		***10:32:18.499***
5 -	1:26.352	43.672	2:10.024		82.20	0.769	10:34:28.523
6 -	1:27.241	43.830	2:11.071		81.54	1.816	10:36:39.594
7 -	1:26.878	43.666	2:10.544		81.87	1.289	10:38:50.138

P11 76 Phillip RODGERS Suzuki - medalandtrophylab.co.uk

IDEAL LAP TIME : 2:08.986 BEST LAP TIME : 2:08.986 DIFFERENCE : 0.000

LAP	SECTOR 1	SECTOR 2	LAP TIME		MPH	DIFF	TIME OF DAY
1 -		44.128	2:19.513		76.60	10.527	10:25:50.301
2 -	1:26.421	43.293	2:09.714	**(2)**	82.39	0.728	10:28:00.015
3 -	1:26.424	43.379	2:09.803	**(3)**	82.34	0.817	10:30:09.818
4 -	***1:26.087***	***42.899***	***2:08.986***	**(1)**	***82.86***		***10:32:18.804***

Weather / Track : Sunny / Dry

Snetterton 300
Circuit Length = 2.9689 miles
Start: 10:23 Flag 10:38 End: 10:40

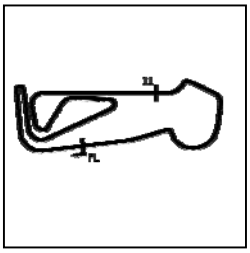

MRO Minitwins

RACE 3 - SECTOR ANALYSIS

SECTOR 1 = FL to I1, SECTOR 2 = I1 to FL, DIFF = Difference To Personal Best Lap, P = Crossed Finish Line in Pit Lane, D = Time Disallowed

5 -	1:26.684	43.363	2:10.047	82.18	1.061	10:34:28.851
6 -	1:27.268	43.577	2:10.845	81.68	1.859	10:36:39.696
7 -	1:26.739	43.867	2:10.606	81.83	1.620	10:38:50.302

P12 137 Charlie CRAWT

Suzuki - Pass Bike Motorcycle Training Ltd

IDEAL LAP TIME : 2:10.919 BEST LAP TIME : 2:11.364 DIFFERENCE : 0.445

LAP	SECTOR 1	SECTOR 2	LAP TIME	MPH	DIFF	TIME OF DAY
1 -		44.335	2:20.955	75.82	9.591	10:25:51.743
2 -	1:29.170	44.257	2:13.427	80.10	2.063	10:28:05.170
3 -	1:29.172	43.553	2:12.725	80.52	1.361	10:30:17.895
4 -	***1:27.420***	44.893	2:12.313 **(3)**	80.77	0.949	10:32:30.208
5 -	1:28.648	44.051	2:12.699	80.54	1.335	10:34:42.907
6 -	1:28.302	43.570	2:11.872 **(2)**	81.04	0.508	10:36:54.779
7 -	1:27.865	***43.499***	***2:11.364*** **(1)**	***81.36***		***10:39:06.143***

P13 84 Ricardo BRANCO

Suzuki - IMP Racing

IDEAL LAP TIME : 2:11.148 BEST LAP TIME : 2:11.528 DIFFERENCE : 0.380

LAP	SECTOR 1	SECTOR 2	LAP TIME	MPH	DIFF	TIME OF DAY
1 -		45.039	2:20.187	76.24	8.659	10:25:50.975
2 -	1:27.855	44.592	2:12.447 **(3)**	80.69	0.919	10:28:03.422
3 -	1:28.464	44.850	2:13.314	80.17	1.786	10:30:16.736
4 -	1:28.076	45.040	2:13.116	80.29	1.588	10:32:29.852
5 -	***1:27.388***	44.140	***2:11.528*** **(1)**	***81.26***		***10:34:41.380***
6 -	1:28.787	44.226	2:13.013	80.35	1.485	10:36:54.393
7 -	1:28.034	***43.760***	2:11.794 **(2)**	81.09	0.266	10:39:06.187

P14 81 Malvern MAY

Suzuki -

IDEAL LAP TIME : 2:11.372 BEST LAP TIME : 2:11.372 DIFFERENCE : 0.000

LAP	SECTOR 1	SECTOR 2	LAP TIME	MPH	DIFF	TIME OF DAY
1 -		44.720	2:19.492	76.62	8.120	10:25:50.280
2 -	1:29.068	44.313	2:13.381	80.13	2.009	10:28:03.661
3 -	1:28.491	44.777	2:13.268	80.19	1.896	10:30:16.929
4 -	1:28.737	45.174	2:13.911	79.81	2.539	10:32:30.840
5 -	1:28.502	43.830	2:12.332 **(3)**	80.76	0.960	10:34:43.172
6 -	1:28.269	43.823	2:12.092 **(2)**	80.91	0.720	10:36:55.264
7 -	***1:27.734***	***43.638***	***2:11.372*** **(1)**	***81.35***		***10:39:06.636***

P15 90 Edward WATSON

Suzuki - Motorsportdays.com TEA Time Racing

IDEAL LAP TIME : 2:11.826 BEST LAP TIME : 2:12.545 DIFFERENCE : 0.719

LAP	SECTOR 1	SECTOR 2	LAP TIME	MPH	DIFF	TIME OF DAY
1 -		44.579	2:21.564	75.49	9.019	10:25:52.352
2 -	1:28.765	44.142	2:12.907	80.41	0.362	10:28:05.259
3 -	1:28.097	44.467	2:12.564 **(3)**	80.62	0.019	10:30:17.823
4 -	***1:27.989***	44.573	2:12.562 **(2)**	80.62	0.017	10:32:30.385
5 -	1:28.788	***43.837***	2:12.625	80.58	0.080	10:34:43.010
6 -	1:28.659	43.886	***2:12.545*** **(1)**	***80.63***		***10:36:55.555***
7 -	1:29.159	44.150	2:13.309	80.17	0.764	10:39:08.864

P16 50 Paul ROBSON

Suzuki -

IDEAL LAP TIME : 2:12.849 BEST LAP TIME : 2:12.875 DIFFERENCE : 0.026

LAP	SECTOR 1	SECTOR 2	LAP TIME	MPH	DIFF	TIME OF DAY
1 -		45.038	2:22.801	74.84	9.926	10:25:53.589
2 -	1:28.542	44.916	2:13.458 **(3)**	80.08	0.583	10:28:07.047
3 -	1:28.546	***44.650***	2:13.196 **(2)**	80.24	0.321	10:30:20.243
4 -	1:28.696	45.129	2:13.825	79.86	0.950	10:32:34.068
5 -	***1:28.199***	44.676	***2:12.875*** **(1)**	***80.43***		***10:34:46.943***
6 -	1:28.783	45.062	2:13.845	79.85	0.970	10:37:00.788
7 -	1:29.446	45.004	2:14.450	79.49	1.575	10:39:15.238

Weather / Track : Sunny / Dry

Snetterton 300
Circuit Length = 2.9689 miles
Start: 10:23 Flag 10:38 End: 10:40

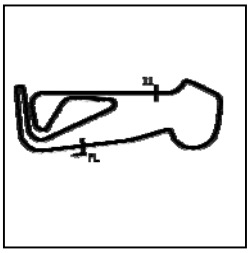

MRO Minitwins

RACE 3 - SECTOR ANALYSIS

SECTOR 1 = FL to I1, SECTOR 2 = I1 to FL, DIFF = Difference To Personal Best Lap, P = Crossed Finish Line in Pit Lane, D = Time Disallowed

P17 28 Dominic VEASEY Suzuki - Veasey Racing

IDEAL LAP TIME : 2:13.460 BEST LAP TIME : 2:13.570 DIFFERENCE : 0.110

LAP	SECTOR 1	SECTOR 2	LAP TIME	MPH	DIFF	TIME OF DAY
1 -		45.154	2:24.355	74.04	10.785	10:25:55.143
2 -	1:29.563	45.850	2:15.413 (3)	78.92	1.843	10:28:10.556
3 -	1:31.157	45.387	2:16.544	78.27	2.974	10:30:27.100
4 -	1:30.708	44.846	2:15.554	78.84	1.984	10:32:42.654
5 -	1:29.013	***44.557***	***2:13.570 (1)***	***80.01***		***10:34:56.224***
6 -	***1:28.903***	45.706	2:14.609 (2)	79.40	1.039	10:37:10.833
7 -	1:30.511	45.037	2:15.548	78.85	1.978	10:39:26.381

P18 17 Charlie DOWNES (SNR) Suzuki - Ray Gnarley/ MoreMoto

IDEAL LAP TIME : 2:14.512 BEST LAP TIME : 2:14.873 DIFFERENCE : 0.361

LAP	SECTOR 1	SECTOR 2	LAP TIME	MPH	DIFF	TIME OF DAY
1 -		45.257	2:24.086	74.17	9.213	10:25:54.874
2 -	1:29.497	45.600	2:15.097 (2)	79.11	0.224	10:28:09.971
3 -	1:30.788	45.809	2:16.597	78.24	1.724	10:30:26.568
4 -	1:31.268	45.458	2:16.726	78.17	1.853	10:32:43.294
5 -	***1:29.474***	45.399	***2:14.873 (1)***	***79.24***		***10:34:58.167***
6 -	1:31.100	45.558	2:16.658	78.21	1.785	10:37:14.825
7 -	1:30.215	***45.038***	2:15.253 (3)	79.02	0.380	10:39:30.078

P19 25 Harrison DAY Suzuki -

IDEAL LAP TIME : 2:14.722 BEST LAP TIME : 2:14.722 DIFFERENCE : 0.000

LAP	SECTOR 1	SECTOR 2	LAP TIME	MPH	DIFF	TIME OF DAY
1 -		45.339	2:23.581	74.43	8.859	10:25:54.369
2 -	1:29.712	46.180	2:15.892 (2)	78.65	1.170	10:28:10.261
3 -	1:30.887	45.720	2:16.607	78.23	1.885	10:30:26.868
4 -	1:31.570	45.556	2:17.126	77.94	2.404	10:32:43.994
5 -	***1:29.604***	***45.118***	***2:14.722 (1)***	***79.33***		***10:34:58.716***
6 -	1:30.197	45.710	2:15.907 (3)	78.64	1.185	10:37:14.623
7 -	1:30.484	45.519	2:16.003	78.58	1.281	10:39:30.626

P20 77 Mark HAZELGROVE Suzuki -

IDEAL LAP TIME : 2:14.457 BEST LAP TIME : 2:14.972 DIFFERENCE : 0.515

LAP	SECTOR 1	SECTOR 2	LAP TIME	MPH	DIFF	TIME OF DAY
1 -		***44.834***	2:24.964	73.72	9.992	10:25:55.752
2 -	***1:29.623***	46.005	2:15.628 (2)	78.80	0.656	10:28:11.380
3 -	1:30.344	45.829	2:16.173	78.48	1.201	10:30:27.553
4 -	1:31.597	45.226	2:16.823	78.11	1.851	10:32:44.376
5 -	1:30.006	44.966	***2:14.972 (1)***	***79.18***		***10:34:59.348***
6 -	1:30.155	45.554	2:15.709 (3)	78.75	0.737	10:37:15.057
7 -	1:31.151	44.955	2:16.106	78.52	1.134	10:39:31.163

P21 48 Shaun WALLIS Suzuki - Watling Tyres

IDEAL LAP TIME : 2:17.579 BEST LAP TIME : 2:17.965 DIFFERENCE : 0.386

LAP	SECTOR 1	SECTOR 2	LAP TIME	MPH	DIFF	TIME OF DAY
1 -		***46.049***	2:26.826	72.79	8.861	10:25:57.614
2 -	***1:31.530***	46.435	***2:17.965 (1)***	***77.46***		***10:28:15.579***
3 -	1:32.381	47.103	2:19.484	76.62	1.519	10:30:35.063
4 -	1:32.670	46.950	2:19.620	76.55	1.655	10:32:54.683
5 -	1:32.209	47.042	2:19.251 (3)	76.75	1.286	10:35:13.934
6 -	1:32.576	47.176	2:19.752	76.47	1.787	10:37:33.686
7 -	1:31.918	46.569	2:18.487 (2)	77.17	0.522	10:39:52.173

P22 16 Geoff LANSDELL Suzuki - EPG Domestic

IDEAL LAP TIME : 2:16.925 BEST LAP TIME : 2:17.621 DIFFERENCE : 0.696

LAP	SECTOR 1	SECTOR 2	LAP TIME	MPH	DIFF	TIME OF DAY

Weather / Track : Sunny / Dry

Snetterton 300
Circuit Length = 2.9689 miles
Start: 10:23 Flag 10:38 End: 10:40

MRO Minitwins

RACE 3 - SECTOR ANALYSIS

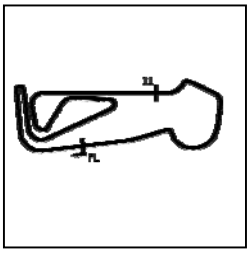

SECTOR 1 = FL to I1, SECTOR 2 = I1 to FL, DIFF = Difference To Personal Best Lap, P = Crossed Finish Line in Pit Lane, D = Time Disallowed

1 -		46.869	2:29.754		71.37	12.133	10:26:00.542
2 -	1:32.757	46.657	2:19.414		76.66	1.793	10:28:19.956
3 -	1:32.811	46.458	2:19.269		76.74	1.648	10:30:39.225
4 -	1:32.582	46.241	2:18.823	(3)	76.99	1.202	10:32:58.048
5 -	1:32.608	46.408	2:19.016		76.88	1.395	10:35:17.064
6 -	***1:31.779***	46.194	2:17.973	(2)	77.46	0.352	10:37:35.037
7 -	1:32.475	***45.146***	***2:17.621***	**(1)**	***77.66***		***10:39:52.658***

P23 51 Andrew DURANT

Suzuki -

IDEAL LAP TIME : 2:17.566 BEST LAP TIME : 2:17.566 DIFFERENCE : 0.000

LAP	SECTOR 1	SECTOR 2	LAP TIME		MPH	DIFF	TIME OF DAY
1 -		46.928	2:30.600		70.96	13.034	10:26:01.388
2 -	1:32.549	46.570	2:19.119		76.82	1.553	10:28:20.507
3 -	1:33.010	46.461	2:19.471		76.63	1.905	10:30:39.978
4 -	1:32.674	45.845	2:18.519	(3)	77.15	0.953	10:32:58.497
5 -	1:32.998	46.025	2:19.023		76.87	1.457	10:35:17.520
6 -	1:32.048	46.168	2:18.216	(2)	77.32	0.650	10:37:35.736
7 -	***1:32.029***	***45.537***	***2:17.566***	**(1)**	***77.69***		***10:39:53.302***

P24 43 Robert DAVIE

Suzuki -

IDEAL LAP TIME : 2:22.023 BEST LAP TIME : 2:22.023 DIFFERENCE : 0.000

LAP	SECTOR 1	SECTOR 2	LAP TIME		MPH	DIFF	TIME OF DAY
1 -		48.297	2:33.981		69.41	11.958	10:26:04.769
2 -	1:36.302	48.625	2:24.927		73.74	2.904	10:28:29.696
3 -	1:35.073	48.208	2:23.281	(3)	74.59	1.258	10:30:52.977
4 -	1:35.464	47.908	2:23.372		74.54	1.349	10:33:16.349
5 -	1:35.320	47.861	2:23.181	(2)	74.64	1.158	10:35:39.530
6 -	***1:34.411***	***47.612***	***2:22.023***	**(1)**	***75.25***		***10:38:01.553***
7 -	1:36.025	48.103	2:24.128		74.15	2.105	10:40:25.681

P25 59 Benn RIDGWELL

Suzuki -

IDEAL LAP TIME : 2:22.220 BEST LAP TIME : 2:22.708 DIFFERENCE : 0.488

LAP	SECTOR 1	SECTOR 2	LAP TIME		MPH	DIFF	TIME OF DAY
1 -		***47.745***	2:31.712		70.44	9.004	10:26:02.500
2 -	***1:34.475***	48.695	2:23.170	(2)	74.65	0.462	10:28:25.670
3 -	1:36.106	48.653	2:24.759		73.83	2.051	10:30:50.429
4 -	1:35.987	48.221	2:24.208		74.11	1.500	10:33:14.637
5 -	1:34.891	47.817	***2:22.708***	**(1)**	***74.89***		***10:35:37.345***
6 -	1:35.252	48.621	2:23.873	(3)	74.28	1.165	10:38:01.218
7 -	1:36.442	48.047	2:24.489		73.97	1.781	10:40:25.707

P26 178 Benjamin JOWETT

Kawasaki -

IDEAL LAP TIME : 2:23.509 BEST LAP TIME : 2:23.534 DIFFERENCE : 0.025

LAP	SECTOR 1	SECTOR 2	LAP TIME		MPH	DIFF	TIME OF DAY
1 -		49.502	2:35.290		68.82	11.756	10:26:06.078
2 -	1:36.804	48.553	2:25.357		73.52	1.823	10:28:31.435
3 -	1:37.023	47.772	2:24.795		73.81	1.261	10:30:56.230
4 -	1:36.901	47.516	2:24.417		74.00	0.883	10:33:20.647
5 -	1:36.136	47.587	2:23.723	(3)	74.36	0.189	10:35:44.370
6 -	1:36.146	***47.388***	***2:23.534***	**(1)**	***74.46***		***10:38:07.904***
7 -	***1:36.121***	47.524	2:23.645	(2)	74.40	0.111	10:40:31.549

P27 167 Elfed WEAVER

Kawasaki - M&P Kawasaki

IDEAL LAP TIME : 2:38.856 BEST LAP TIME : 2:38.856 DIFFERENCE : 0.000

LAP	SECTOR 1	SECTOR 2	LAP TIME		MPH	DIFF	TIME OF DAY
1 -		53.878	2:51.211		62.42	12.355	10:26:21.999
2 -	1:49.225	54.106	2:43.331		65.43	4.475	10:29:05.330
3 -	1:47.968	52.767	2:40.735	(2)	66.49	1.879	10:31:46.065
4 -	1:49.210	54.224	2:43.434		65.39	4.578	10:34:29.499

Weather / Track : Sunny / Dry

Snetterton 300
Circuit Length = 2.9689 miles
Start: 10:23 Flag 10:38 End: 10:40

MRO Minitwins

RACE 3 - SECTOR ANALYSIS

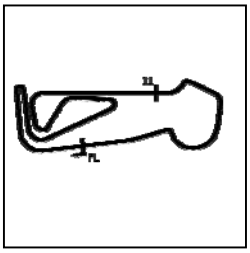

SECTOR 1 = FL to I1, SECTOR 2 = I1 to FL, DIFF = Difference To Personal Best Lap, P = Crossed Finish Line in Pit Lane, D = Time Disallowed

5 -	1:48.624	53.362	2:41.986	**(3)**	65.98	3.130	10:37:11.485
6 -	***1:46.481***	***52.375***	***2:38.856***	**(1)**	***67.28***		***10:39:50.341***

P28 111 Ryan FOLKES Suzuki - Carl Harrison Motorcyle Services

IDEAL LAP TIME : 2:07.341 BEST LAP TIME : 2:07.341 DIFFERENCE : 0.000

LAP	SECTOR 1	SECTOR 2	LAP TIME		MPH	DIFF	TIME OF DAY
1 -		42.696	2:13.859		79.84	6.518	10:25:44.647
2 -	1:26.304	42.649	2:08.953		82.88	1.612	10:27:53.600
3 -	1:25.446	42.396	2:07.842	**(3)**	83.60	0.501	10:30:01.442
4 -	1:25.776	42.263	2:08.039		83.47	0.698	10:32:09.481
5 -	1:25.385	42.053	2:07.438	**(2)**	83.86	0.097	10:34:16.919
6 -	***1:25.338***	***42.003***	***2:07.341***	**(1)**	***83.93***		***10:36:24.260***

P29 13 Wil GREEN Suzuki - Faith Fueled Racing

IDEAL LAP TIME : 2:10.837 BEST LAP TIME : 2:10.837 DIFFERENCE : 0.000

LAP	SECTOR 1	SECTOR 2	LAP TIME		MPH	DIFF	TIME OF DAY
1 -		45.419	2:20.084		76.29	9.247	10:25:50.872
2 -	1:28.736	44.359	2:13.095		80.30	2.258	10:28:03.967
3 -	1:28.444	45.366	2:13.810		79.87	2.973	10:30:17.777
4 -	1:28.021	45.049	2:13.070	**(3)**	80.31	2.233	10:32:30.847
5 -	1:28.026	44.139	2:12.165	**(2)**	80.86	1.328	10:34:43.012
6 -	***1:27.358***	***43.479***	***2:10.837***	**(1)**	***81.69***		***10:36:53.849***

Weather / Track : Sunny / Dry

Snetterton 300
Circuit Length = 2.9689 miles
Start: 10:23 Flag 10:38 End: 10:40

MRO Minitwins

RACE 3 - BEST SECTORS

SECTOR 1				SECTOR 2			IDEAL / BEST COMPARISON					
POS	NO	NAME	TIME	NO	NAME	TIME	POS	NO	NAME	IDEAL	BEST	DIFF
									PERFECT LAP	2:05.200		
1	78	POVAH	**1:23.896**	777	WILLIAMS	**41.304**	1	78	POVAH	2:05.382	2:05.382	0.000
2	74	SINGLETON	**1:24.081**	74	SINGLETON	**41.396**	2	74	SINGLETON	2:05.477	2:05.485	0.008
3	777	WILLIAMS	**1:24.289**	78	POVAH	**41.486**	3	777	WILLIAMS	2:05.593	2:05.703	0.110
4	86	WITHERINGTON	**1:25.021**	86	WITHERINGTON	**41.722**	4	86	WITHERINGTON	2:06.743	2:07.101	0.358
5	113	ELKINS	**1:25.274**	111	FOLKES	**42.003**	5	111	FOLKES	2:07.341	2:07.341	0.000
6	111	FOLKES	**1:25.338**	96	HARRIS	**42.070**	6	96	HARRIS	2:07.644	2:08.114	0.470
7	96	HARRIS	**1:25.574**	5	MANTELL	**42.112**	7	113	ELKINS	2:07.922	2:07.922	0.000
8	97	PACKHAM	**1:25.756**	97	PACKHAM	**42.378**	8	97	PACKHAM	2:08.134	2:08.166	0.032
9	19	LILLEY	**1:25.912**	113	ELKINS	**42.648**	9	5	MANTELL	2:08.222	2:08.271	0.049
10	76	RODGERS	**1:26.087**	76	RODGERS	**42.899**	10	76	RODGERS	2:08.986	2:08.986	0.000
11	5	MANTELL	**1:26.110**	101	BARNES	**42.904**	11	19	LILLEY	2:09.029	2:09.029	0.000
12	101	BARNES	**1:26.351**	19	LILLEY	**43.117**	12	101	BARNES	2:09.255	2:09.255	0.000
13	13	GREEN	**1:27.358**	13	GREEN	**43.479**	13	13	GREEN	2:10.837	2:10.837	0.000
14	84	BRANCO	**1:27.388**	137	CRAWT	**43.499**	14	137	CRAWT	2:10.919	2:11.364	0.445
15	137	CRAWT	**1:27.420**	81	MAY	**43.638**	15	84	BRANCO	2:11.148	2:11.528	0.380
16	81	MAY	**1:27.734**	84	BRANCO	**43.760**	16	81	MAY	2:11.372	2:11.372	0.000
17	90	WATSON	**1:27.989**	90	WATSON	**43.837**	17	90	WATSON	2:11.826	2:12.545	0.719
18	50	ROBSON	**1:28.199**	28	VEASEY	**44.557**	18	50	ROBSON	2:12.849	2:12.875	0.026
19	28	VEASEY	**1:28.903**	50	ROBSON	**44.650**	19	28	VEASEY	2:13.460	2:13.570	0.110
20	17	DOWNES (SNR)	**1:29.474**	77	HAZELGROVE	**44.834**	20	77	HAZELGROVE	2:14.457	2:14.972	0.515
21	25	DAY	**1:29.604**	17	DOWNES (SNR)	**45.038**	21	17	DOWNES (SNR)	2:14.512	2:14.873	0.361
22	77	HAZELGROVE	**1:29.623**	25	DAY	**45.118**	22	25	DAY	2:14.722	2:14.722	0.000
23	48	WALLIS	**1:31.530**	16	LANSDELL	**45.146**	23	16	LANSDELL	2:16.925	2:17.621	0.696
24	16	LANSDELL	**1:31.779**	51	DURANT	**45.537**	24	51	DURANT	2:17.566	2:17.566	0.000
25	51	DURANT	**1:32.029**	48	WALLIS	**46.049**	25	48	WALLIS	2:17.579	2:17.965	0.386
26	43	DAVIE	**1:34.411**	178	JOWETT	**47.388**	26	43	DAVIE	2:22.023	2:22.023	0.000
27	59	RIDGWELL	**1:34.475**	43	DAVIE	**47.612**	27	59	RIDGWELL	2:22.220	2:22.708	0.488
28	178	JOWETT	**1:36.121**	59	RIDGWELL	**47.745**	28	178	JOWETT	2:23.509	2:23.534	0.025
29	167	WEAVER	**1:46.481**	167	WEAVER	**52.375**	29	167	WEAVER	2:38.856	2:38.856	0.000

Weather / Track : Sunny / Dry

Snetterton 300
Circuit Length = 2.9689 miles
Start: 10:23 Flag 10:38 End: 10:40

Results can be found at www.tsl-timing.com

Printed - 10:45 Sunday, 20 May 2018

MRO Minitwins

RACE 12 - GRID (7 Laps)

ROW 11	1	1	31 167 Elfed WEAVER 2:38.856
ROW 10	30 145 Stuart JARVIS	29 46 Byron KIRK	28 178 Benjamin JOWETT 2:23.534
ROW 9	27 59 Benn RIDGWELL 2:22.708	26 43 Robert DAVIE 2:22.023	25 48 Shaun WALLIS 2:17.965
ROW 8	24 16 Geoff LANSDELL 2:17.621	23 51 Andrew DURANT 2:17.566	22 77 Mark HAZELGROVE 2:14.972
ROW 7	21 17 Charlie DOWNES (SNR) 2:14.873	20 25 Harrison DAY 2:14.722	19 28 Dominic VEASEY 2:13.570
ROW 6	18 50 Paul ROBSON 2:12.875	17 90 Edward WATSON 2:12.545	16 84 Ricardo BRANCO 2:11.528
ROW 5	15 81 Malvern MAY 2:11.372	14 137 Charlie CRAWT 2:11.364	13 13 Wil GREEN 2:10.837
ROW 4	12 101 Jon BARNES 2:09.255	11 19 Kevin LILLEY 2:09.029	10 76 Phillip RODGERS 2:08.986
ROW 3	9 5 Barry MANTELL 2:08.271	8 97 Jake PACKHAM 2:08.166	7 96 Dan HARRIS 2:08.114
ROW 2	6 113 Sam ELKINS 2:07.922	5 111 Ryan FOLKES 2:07.341	4 86 Paul WITHERINGTON 2:07.101
ROW 1	3 777 Mason WILLIAMS 2:05.703	2 74 Daniel SINGLETON 2:05.485	1 78 Keith POVAH 2:05.382

Pole

Snetterton 300
Circuit Length = 2.9689 miles

These results are provisional until the conclusion of any judicial and technical matters.

Clerk Of Course :		Timekeeper :

Results can be found at www.tsl-timing.com

Printed - 10:49 Sunday, 20 May 2018

MRO Minitwins

RACE 12 - CLASSIFICATION

POS	NO	NAME	ENTRY	LAPS	TIME	GAP	DIFF	MPH	BEST	ON
1	78	**Keith POVAH**	Suzuki - 78Plate.com & SUBVERT BoardStore.com	7	14:54.055			83.68	**2:06.477**	5
2	74	**Daniel SINGLETON**	Suzuki - me	7	14:54.201	**0.146**	0.146	83.66	**2:06.322**	6
3	777	**Mason WILLIAMS**	Suzuki - MoreMoto	7	14:54.734	**0.679**	0.533	83.61	**2:06.447**	6
4	86	**Paul WITHERINGTON**	Suzuki - P&R plumbing	7	14:55.645	**1.590**	0.911	83.53	**2:06.573**	6
5	111	**Ryan FOLKES**	Suzuki - Carl Harrison Motorcyle Services	7	15:01.663	**7.608**	6.018	82.97	**2:07.705**	7
6	97	**Jake PACKHAM**	Suzuki - Gasoline alley	7	15:06.587	**12.532**	4.924	82.52	**2:08.084**	7
7	96	**Dan HARRIS**	Suzuki - HP Racing	7	15:16.185	**22.130**	9.598	81.66	**2:09.401**	7
8	5	**Barry MANTELL**	Suzuki - Swedish car connection	7	15:16.260	**22.205**	0.075	81.65	**2:08.940**	2
9	19	**Kevin LILLEY**	Suzuki - Vanson Leathers	7	15:18.716	**24.661**	2.456	81.43	**2:09.246**	7
10	84	**Ricardo BRANCO**	Suzuki - IMP Racing	7	15:18.945	**24.890**	0.229	81.41	**2:09.334**	6
11	101	**Jon BARNES**	Suzuki - Holder Tree Services	7	15:23.948	**29.893**	5.003	80.97	**2:09.412**	6
12	137	**Charlie CRAWT**	Suzuki - Pass Bike Motorcycle Training Ltd	7	15:28.937	**34.882**	4.989	80.53	**2:10.741**	2
13	90	**Edward WATSON**	Suzuki - Motorsportdays.com TEA Time Racing	7	15:33.428	**39.373**	4.491	80.15	**2:11.333**	2
14	81	**Malvern MAY**	Suzuki -	7	15:40.311	**46.256**	6.883	79.56	**2:12.537**	2
15	13	**Wil GREEN**	Suzuki - Faith Fueled Racing	7	15:41.004	**46.949**	0.693	79.50	**2:13.001**	6
16	28	**Dominic VEASEY**	Suzuki - Veasey Racing	7	15:50.145	**56.090**	9.141	78.74	**2:13.190**	6
17	50	**Paul ROBSON**	Suzuki -	7	15:50.423	**56.368**	0.278	78.71	**2:12.971**	7
18	77	**Mark HAZELGROVE**	Suzuki -	7	15:52.066	**58.011**	1.643	78.58	**2:14.052**	3
19	51	**Andrew DURANT**	Suzuki -	7	16:06.479	**1:12.424**	14.413	77.41	**2:15.882**	7
20	25	**Harrison DAY**	Suzuki -	7	16:09.720	**1:15.665**	3.241	77.15	**2:16.493**	2
21	16	**Geoff LANSDELL**	Suzuki - EPG Domestic	7	16:22.359	**1:28.304**	12.639	76.16	**2:18.206**	3
22	43	**Robert DAVIE**	Suzuki -	7	16:43.998	**1:49.943**	21.639	74.51	**2:21.471**	5
23	178	**Benjamin JOWETT**	Kawasaki -	7	17:01.763	**2:07.708**	17.765	73.22	**2:23.429**	7
24	167	**Elfed WEAVER**	Kawasaki - M&P Kawasaki	6	15:40.346	**1 Lap**	1 Lap	68.19	**2:33.925**	6
			NOT CLASSIFIED							
DNF	76	**Phillip RODGERS**	Suzuki - medalandtrophylab.co.uk	6	13:12.302	**1 Lap**		80.93	**2:10.017**	6
DNF	59	**Benn RIDGWELL**	Suzuki -	4	9:46.790	**3 Laps**	2 Laps	72.85	**2:23.089**	2
DNF	113	**Sam ELKINS**	Suzuki - Me Old Man	2	4:21.957	**5 Laps**	2 Laps	81.60	**2:07.957**	2
			FASTEST LAP							
	74	**Daniel SINGLETON**	Suzuki - me	6	2:06.322		84.60 mph		136.16 kph	

92.5% of Race Speed = 77.40 mph

Snetterton 300
Circuit Length = 2.9689 miles
Start: 14:55 Flag 15:10 End: 15:13

Weather / Track : Sunny / Dry
These results are provisional until the conclusion of any judicial and technical matters.

Clerk Of Course :		Timekeeper :

Results can be found at www.tsl-timing.com

Printed - 15:14 Sunday, 20 May 2018

MRO Minitwins

RACE 12 - LAP CHART

LAP 1 @ 14:58:04.407

NO	BEHIND	LAP TIME
78		2:11.735
777	0.115	2:11.850
74	0.299	2:12.034
111	1.769	2:13.504
113	2.265	2:14.000
86	2.414	2:14.149
96	3.195	2:14.930
97	3.379	2:15.114
5	4.062	2:15.797
19	5.593	2:17.328
84	5.704	2:17.439
90	6.892	2:18.627
13	7.148	2:18.883
76	7.271	2:19.006
137	7.351	2:19.086
101	8.032	2:19.767
81	8.724	2:20.459
28	10.462	2:22.197
50	11.128	2:22.863
25	11.675	2:23.410
77	12.265	2:24.000
51	14.625	2:26.360
16	15.953	2:27.688
59	19.405	2:31.140
43	19.605	2:31.340
178	20.913	2:32.648
167	31.894	2:43.629

LAP 2 @ 15:00:11.966

NO	BEHIND	LAP TIME
78		2:07.559
777	0.031	2:07.475
74	0.237	2:07.497
86	1.672	2:06.817
111	2.304	2:08.094
113	2.663	2:07.957
97	4.877	2:09.057
5	5.443	2:08.940
96	5.892	2:10.256
19	8.121	2:10.087
84	8.694	2:10.549
137	10.533	2:10.741
90	10.666	2:11.333
76	10.971	2:11.259
101	11.348	2:10.875
13	13.402	2:13.813
81	13.702	2:12.537
50	18.536	2:14.967
28	18.544	2:15.641
77	20.156	2:15.450
25	20.609	2:16.493
51	23.648	2:16.582
16	26.617	2:18.223
43	34.877	2:22.831
59	34.935	2:23.089
178	38.698	2:25.344
167	59.969	2:35.634

LAP 3 @ 15:02:19.252

NO	BEHIND	LAP TIME
78		2:07.286
777	0.051	2:07.306
74	0.128	2:07.177
86	1.095	2:06.709
111	3.277	2:08.259
97	6.507	2:08.916
96	8.498	2:09.892
5	8.582	2:10.425
19	11.262	2:10.427
84	12.276	2:10.868
137	14.515	2:11.268
76	14.877	2:11.192
90	15.186	2:11.806
101	15.333	2:11.271
81	20.241	2:13.825
13	20.436	2:14.320
50	26.297	2:15.047
28	26.528	2:15.270
77	26.922	2:14.052
25	30.479	2:17.156
51	32.412	2:16.050
16	37.537	2:18.206
43	49.739	2:22.148
59	53.632	2:25.983
178	56.604	2:25.192
167	1:28.599	2:35.916

LAP 4 @ 15:04:26.641

NO	BEHIND	LAP TIME
78		2:07.389
74	0.067	2:07.328
777	0.248	2:07.586
86	0.365	2:06.659
111	3.897	2:08.009
97	7.873	2:08.755
96	11.518	2:10.409
5	11.671	2:10.478
19	15.208	2:11.335
84	15.240	2:10.353
76	18.015	2:10.527
137	19.078	2:11.952
101	19.210	2:11.266
90	19.868	2:12.071
81	25.814	2:12.962
13	27.398	2:14.351
50	33.679	2:14.771
28	34.289	2:15.150
77	34.605	2:15.072
25	40.731	2:17.641
51	41.505	2:16.482
16	49.988	2:19.840
43	1:04.649	2:22.299
59	1:12.821	2:26.578
178	1:13.152	2:23.937
167	1:57.692	2:36.482

LAP 5 @ 15:06:33.118

NO	BEHIND	LAP TIME
78		2:06.477
777	0.358	2:06.587
74	0.570	2:06.980
86	0.771	2:06.883
111	5.334	2:07.914
97	9.667	2:08.271
5	16.084	2:10.890
96	16.166	2:11.125
19	19.245	2:10.514
84	19.413	2:10.650
76	21.839	2:10.301
101	23.004	2:10.271
137	23.578	2:10.977
90	26.902	2:13.511
81	33.235	2:13.898
13	34.297	2:13.376
50	42.707	2:15.505
28	42.772	2:14.960
77	42.872	2:14.744
25	52.321	2:18.067
51	52.826	2:17.798
16	1:02.855	2:19.344
43	1:19.643	2:21.471
178	1:33.916	2:27.241

LAP 6 @ 15:08:39.841

NO	BEHIND	LAP TIME
78		2:06.723
777	0.082	2:06.447
74	0.169	2:06.322
86	0.621	2:06.573
111	6.789	2:08.178
97	11.334	2:08.390
167	1 Lap	2:34.760
96	19.615	2:10.172
5	19.750	2:10.389
84	22.024	2:09.334
19	22.301	2:09.779
76	25.133	2:10.017
101	25.693	2:09.412
137	29.070	2:12.215
90	32.943	2:12.764
81	39.697	2:13.185
13	40.575	2:13.001
28	49.239	2:13.190
50	50.283	2:14.299
77	50.539	2:14.390
25	1:02.770	2:17.172
51	1:03.428	2:17.325
16	1:15.233	2:19.101
43	1:34.562	2:21.642
178	1:51.165	2:23.972

LAP 7 @ 15:10:46.727

NO	BEHIND	LAP TIME
78		2:06.886
74	0.146	2:06.863
777	0.679	2:07.483
86	1.590	2:07.855
111	7.608	2:07.705
97	12.532	2:08.084
96	22.130	2:09.401
5	22.205	2:09.341
19	24.661	2:09.246
84	24.890	2:09.752
101	29.893	2:11.086
137	34.882	2:12.698
90	39.373	2:13.316
81	46.256	2:13.445
167	1 Lap	2:33.925
13	46.949	2:13.260
28	56.090	2:13.737
50	56.368	2:12.971
77	58.011	2:14.358
51	1:12.424	2:15.882
25	1:15.665	2:19.781
16	1:28.304	2:19.957
43	1:49.943	2:22.267
178	2:07.708	2:23.429

Weather / Track : Sunny / Dry

Snetterton 300
Circuit Length = 2.9689 miles
Start: 14:55 Flag 15:10 End: 15:13

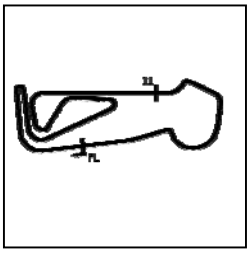

MRO Minitwins

RACE 12 - SECTOR ANALYSIS

SECTOR 1 = FL to I1, SECTOR 2 = I1 to FL, DIFF = Difference To Personal Best Lap, P = Crossed Finish Line in Pit Lane, D = Time Disallowed

P1 78 Keith POVAH Suzuki - 78Plate.com & SUBVERT BoardStore.com

IDEAL LAP TIME : 2:06.454 BEST LAP TIME : 2:06.477 DIFFERENCE : 0.023

LAP	SECTOR 1	SECTOR 2	LAP TIME	MPH	DIFF	TIME OF DAY
1 -		42.176	2:11.735	81.13	5.258	14:58:04.407
2 -	1:25.480	42.079	2:07.559	83.78	1.082	15:00:11.966
3 -	1:25.337	41.949	2:07.286	83.96	0.809	15:02:19.252
4 -	1:25.148	42.241	2:07.389	83.90	0.912	15:04:26.641
5 -	***1:24.641***	41.836	***2:06.477*** **(1)**	***84.50***		***15:06:33.118***
6 -	1:24.910	***41.813***	2:06.723 **(2)**	84.34	0.246	15:08:39.841
7 -	1:24.854	42.032	2:06.886 **(3)**	84.23	0.409	15:10:46.727

P2 74 Daniel SINGLETON Suzuki - me

IDEAL LAP TIME : 2:06.297 BEST LAP TIME : 2:06.322 DIFFERENCE : 0.025

LAP	SECTOR 1	SECTOR 2	LAP TIME	MPH	DIFF	TIME OF DAY
1 -		42.155	2:12.034	80.94	5.712	14:58:04.706
2 -	1:25.816	41.681	2:07.497	83.83	1.175	15:00:12.203
3 -	1:25.515	41.662	2:07.177	84.04	0.855	15:02:19.380
4 -	1:24.958	42.370	2:07.328	83.94	1.006	15:04:26.708
5 -	1:25.376	***41.604***	2:06.980 **(3)**	84.17	0.658	15:06:33.688
6 -	***1:24.693***	41.629	***2:06.322*** **(1)**	***84.60***		***15:08:40.010***
7 -	1:24.955	41.908	2:06.863 **(2)**	84.24	0.541	15:10:46.873

P3 777 Mason WILLIAMS Suzuki - MoreMoto

IDEAL LAP TIME : 2:06.169 BEST LAP TIME : 2:06.447 DIFFERENCE : 0.278

LAP	SECTOR 1	SECTOR 2	LAP TIME	MPH	DIFF	TIME OF DAY
1 -		42.209	2:11.850	81.06	5.403	14:58:04.522
2 -	1:25.444	42.031	2:07.475	83.84	1.028	15:00:11.997
3 -	1:25.400	41.906	2:07.306 **(3)**	83.95	0.859	15:02:19.303
4 -	1:25.418	42.168	2:07.586	83.77	1.139	15:04:26.889
5 -	1:25.105	***41.482***	2:06.587 **(2)**	84.43	0.140	15:06:33.476
6 -	***1:24.687***	41.760	***2:06.447*** **(1)**	***84.52***		***15:08:39.923***
7 -	1:24.820	42.663	2:07.483	83.83	1.036	15:10:47.406

P4 86 Paul WITHERINGTON Suzuki - P&R plumbing

IDEAL LAP TIME : 2:06.172 BEST LAP TIME : 2:06.573 DIFFERENCE : 0.401

LAP	SECTOR 1	SECTOR 2	LAP TIME	MPH	DIFF	TIME OF DAY
1 -		42.506	2:14.149	79.67	7.576	14:58:06.821
2 -	1:25.132	***41.685***	2:06.817	84.27	0.244	15:00:13.638
3 -	1:25.018	41.691	2:06.709 **(3)**	84.35	0.136	15:02:20.347
4 -	***1:24.487***	42.172	2:06.659 **(2)**	84.38	0.086	15:04:27.006
5 -	1:25.098	41.785	2:06.883	84.23	0.310	15:06:33.889
6 -	1:24.567	42.006	***2:06.573*** **(1)**	***84.44***		***15:08:40.462***
7 -	1:24.495	43.360	2:07.855	83.59	1.282	15:10:48.317

P5 111 Ryan FOLKES Suzuki - Carl Harrison Motorcyle Services

IDEAL LAP TIME : 2:07.317 BEST LAP TIME : 2:07.705 DIFFERENCE : 0.388

LAP	SECTOR 1	SECTOR 2	LAP TIME	MPH	DIFF	TIME OF DAY
1 -		42.421	2:13.504	80.05	5.799	14:58:06.176
2 -	1:25.817	42.277	2:08.094	83.43	0.389	15:00:14.270
3 -	1:25.805	42.454	2:08.259	83.33	0.554	15:02:22.529
4 -	1:25.578	42.431	2:08.009 **(3)**	83.49	0.304	15:04:30.538
5 -	1:25.658	42.256	2:07.914 **(2)**	83.55	0.209	15:06:38.452
6 -	1:26.163	***42.015***	2:08.178	83.38	0.473	15:08:46.630
7 -	***1:25.302***	42.403	***2:07.705*** **(1)**	***83.69***		***15:10:54.335***

P6 97 Jake PACKHAM Suzuki - Gasoline alley

IDEAL LAP TIME : 2:07.908 BEST LAP TIME : 2:08.084 DIFFERENCE : 0.176

LAP	SECTOR 1	SECTOR 2	LAP TIME	MPH	DIFF	TIME OF DAY

Weather / Track : Sunny / Dry

Snetterton 300
Circuit Length = 2.9689 miles
Start: 14:55 Flag 15:10 End: 15:13

MRO Minitwins

RACE 12 - SECTOR ANALYSIS

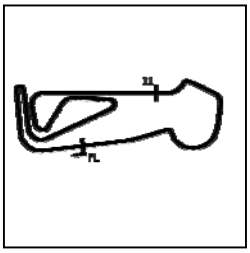

SECTOR 1 = FL to I1, SECTOR 2 = I1 to FL, DIFF = Difference To Personal Best Lap, P = Crossed Finish Line in Pit Lane, D = Time Disallowed

1 -		43.016	2:15.114	79.10	7.030	14:58:07.786
2 -	1:26.170	42.887	2:09.057	82.81	0.973	15:00:16.843
3 -	1:25.843	43.073	2:08.916	82.90	0.832	15:02:25.759
4 -	1:26.039	42.716	2:08.755	83.01	0.671	15:04:34.514
5 -	1:25.626	***42.645***	2:08.271 **(2)**	83.32	0.187	15:06:42.785
6 -	1:25.512	42.878	2:08.390 **(3)**	83.24	0.306	15:08:51.175
7 -	***1:25.263***	42.821	***2:08.084*** **(1)**	***83.44***		***15:10:59.259***

P7 96 Dan HARRIS Suzuki - HP Racing

IDEAL LAP TIME : 2:09.269 BEST LAP TIME : 2:09.401 DIFFERENCE : 0.132

LAP	SECTOR 1	SECTOR 2	LAP TIME	MPH	DIFF	TIME OF DAY
1 -		***42.850***	2:14.930	79.21	5.529	14:58:07.602
2 -	1:26.460	43.796	2:10.256	82.05	0.855	15:00:17.858
3 -	1:26.868	43.024	2:09.892 **(2)**	82.28	0.491	15:02:27.750
4 -	1:27.201	43.208	2:10.409	81.95	1.008	15:04:38.159
5 -	1:27.613	43.512	2:11.125	81.51	1.724	15:06:49.284
6 -	1:26.876	43.296	2:10.172 **(3)**	82.10	0.771	15:08:59.456
7 -	***1:26.419***	42.982	***2:09.401*** **(1)**	***82.59***		***15:11:08.857***

P8 5 Barry MANTELL Suzuki - Swedish car connection

IDEAL LAP TIME : 2:08.476 BEST LAP TIME : 2:08.940 DIFFERENCE : 0.464

LAP	SECTOR 1	SECTOR 2	LAP TIME	MPH	DIFF	TIME OF DAY
1 -		***42.410***	2:15.797	78.70	6.857	14:58:08.469
2 -	***1:26.066***	42.874	***2:08.940*** **(1)**	***82.89***		***15:00:17.409***
3 -	1:27.319	43.106	2:10.425	81.94	1.485	15:02:27.834
4 -	1:27.603	42.875	2:10.478	81.91	1.538	15:04:38.312
5 -	1:27.462	43.428	2:10.890	81.65	1.950	15:06:49.202
6 -	1:27.063	43.326	2:10.389 **(3)**	81.97	1.449	15:08:59.591
7 -	1:26.515	42.826	2:09.341 **(2)**	82.63	0.401	15:11:08.932

P9 19 Kevin LILLEY Suzuki - Vanson Leathers

IDEAL LAP TIME : 2:09.246 BEST LAP TIME : 2:09.246 DIFFERENCE : 0.000

LAP	SECTOR 1	SECTOR 2	LAP TIME	MPH	DIFF	TIME OF DAY
1 -		43.226	2:17.328	77.82	8.082	14:58:10.000
2 -	1:26.593	43.494	2:10.087 **(3)**	82.16	0.841	15:00:20.087
3 -	1:27.037	43.390	2:10.427	81.94	1.181	15:02:30.514
4 -	1:27.427	43.908	2:11.335	81.38	2.089	15:04:41.849
5 -	1:27.219	43.295	2:10.514	81.89	1.268	15:06:52.363
6 -	1:26.616	43.163	2:09.779 **(2)**	82.35	0.533	15:09:02.142
7 -	***1:26.313***	***42.933***	***2:09.246*** **(1)**	***82.69***		***15:11:11.388***

P10 84 Ricardo BRANCO Suzuki - IMP Racing

IDEAL LAP TIME : 2:09.141 BEST LAP TIME : 2:09.334 DIFFERENCE : 0.193

LAP	SECTOR 1	SECTOR 2	LAP TIME	MPH	DIFF	TIME OF DAY
1 -		43.381	2:17.439	77.76	8.105	14:58:10.111
2 -	1:27.109	43.440	2:10.549	81.87	1.215	15:00:20.660
3 -	1:27.154	43.714	2:10.868	81.67	1.534	15:02:31.528
4 -	1:26.915	43.438	2:10.353 **(3)**	81.99	1.019	15:04:41.881
5 -	1:27.012	43.638	2:10.650	81.80	1.316	15:06:52.531
6 -	***1:25.958***	43.376	***2:09.334*** **(1)**	***82.63***		***15:09:01.865***
7 -	1:26.569	***43.183***	2:09.752 **(2)**	82.37	0.418	15:11:11.617

P11 101 Jon BARNES Suzuki - Holder Tree Services

IDEAL LAP TIME : 2:09.289 BEST LAP TIME : 2:09.412 DIFFERENCE : 0.123

LAP	SECTOR 1	SECTOR 2	LAP TIME	MPH	DIFF	TIME OF DAY
1 -		43.309	2:19.767	76.47	10.355	14:58:12.439
2 -	1:27.268	43.607	2:10.875 **(3)**	81.66	1.463	15:00:23.314
3 -	1:27.604	43.667	2:11.271	81.41	1.859	15:02:34.585
4 -	1:27.976	43.290	2:11.266	81.42	1.854	15:04:45.851

Weather / Track : Sunny / Dry

Snetterton 300
Circuit Length = 2.9689 miles
Start: 14:55 Flag 15:10 End: 15:13

MRO Minitwins

RACE 12 - SECTOR ANALYSIS

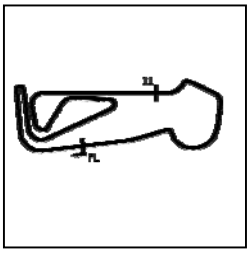

SECTOR 1 = FL to I1, SECTOR 2 = I1 to FL, DIFF = Difference To Personal Best Lap, P = Crossed Finish Line in Pit Lane, D = Time Disallowed

5 -	1:27.300	***42.971***	2:10.271	**(2)**	82.04	0.859	15:06:56.122
6 -	***1:26.318***	43.094	***2:09.412***	**(1)**	***82.58***		***15:09:05.534***
7 -	1:27.152	43.934	2:11.086		81.53	1.674	15:11:16.620

P12 137 Charlie CRAWT

Suzuki - Pass Bike Motorcycle Training Ltd

IDEAL LAP TIME : 2:10.342 BEST LAP TIME : 2:10.741 DIFFERENCE : 0.399

LAP	SECTOR 1	SECTOR 2	LAP TIME		MPH	DIFF	TIME OF DAY
1 -		43.633	2:19.086		76.84	8.345	14:58:11.758
2 -	***1:27.099***	43.642	***2:10.741***	**(1)**	***81.75***		***15:00:22.499***
3 -	1:27.449	43.819	2:11.268	**(3)**	81.42	0.527	15:02:33.767
4 -	1:28.709	***43.243***	2:11.952		80.99	1.211	15:04:45.719
5 -	1:27.592	43.385	2:10.977	**(2)**	81.60	0.236	15:06:56.696
6 -	1:27.851	44.364	2:12.215		80.83	1.474	15:09:08.911
7 -	1:28.381	44.317	2:12.698		80.54	1.957	15:11:21.609

P13 90 Edward WATSON

Suzuki - Motorsportdays.com TEA Time Racing

IDEAL LAP TIME : 2:11.333 BEST LAP TIME : 2:11.333 DIFFERENCE : 0.000

LAP	SECTOR 1	SECTOR 2	LAP TIME		MPH	DIFF	TIME OF DAY
1 -		43.710	2:18.627		77.09	7.294	14:58:11.299
2 -	***1:27.873***	***43.460***	***2:11.333***	**(1)**	***81.38***		***15:00:22.632***
3 -	1:28.115	43.691	2:11.806	**(2)**	81.08	0.473	15:02:34.438
4 -	1:28.290	43.781	2:12.071	**(3)**	80.92	0.738	15:04:46.509
5 -	1:28.074	45.437	2:13.511		80.05	2.178	15:07:00.020
6 -	1:28.388	44.376	2:12.764		80.50	1.431	15:09:12.784
7 -	1:28.575	44.741	2:13.316		80.17	1.983	15:11:26.100

P14 81 Malvern MAY

Suzuki -

IDEAL LAP TIME : 2:12.240 BEST LAP TIME : 2:12.537 DIFFERENCE : 0.297

LAP	SECTOR 1	SECTOR 2	LAP TIME		MPH	DIFF	TIME OF DAY
1 -		43.974	2:20.459		76.09	7.922	14:58:13.131
2 -	1:28.970	***43.567***	***2:12.537***	**(1)**	***80.64***		***15:00:25.668***
3 -	1:29.001	44.824	2:13.825		79.86	1.288	15:02:39.493
4 -	1:29.020	43.942	2:12.962	**(2)**	80.38	0.425	15:04:52.455
5 -	1:29.386	44.512	2:13.898		79.82	1.361	15:07:06.353
6 -	1:29.075	44.110	2:13.185	**(3)**	80.24	0.648	15:09:19.538
7 -	***1:28.673***	44.772	2:13.445		80.09	0.908	15:11:32.983

P15 13 Wil GREEN

Suzuki - Faith Fueled Racing

IDEAL LAP TIME : 2:12.762 BEST LAP TIME : 2:13.001 DIFFERENCE : 0.239

LAP	SECTOR 1	SECTOR 2	LAP TIME		MPH	DIFF	TIME OF DAY
1 -		44.728	2:18.883		76.95	5.882	14:58:11.555
2 -	1:29.140	44.673	2:13.813		79.87	0.812	15:00:25.368
3 -	1:28.991	45.329	2:14.320		79.57	1.319	15:02:39.688
4 -	1:29.717	44.634	2:14.351		79.55	1.350	15:04:54.039
5 -	1:28.914	***44.462***	2:13.376	**(3)**	80.13	0.375	15:07:07.415
6 -	1:28.471	44.530	***2:13.001***	**(1)**	***80.36***		***15:09:20.416***
7 -	***1:28.300***	44.960	2:13.260	**(2)**	80.20	0.259	15:11:33.676

P16 28 Dominic VEASEY

Suzuki - Veasey Racing

IDEAL LAP TIME : 2:13.190 BEST LAP TIME : 2:13.190 DIFFERENCE : 0.000

LAP	SECTOR 1	SECTOR 2	LAP TIME		MPH	DIFF	TIME OF DAY
1 -		44.999	2:22.197		75.16	9.007	14:58:14.869
2 -	1:30.234	45.407	2:15.641		78.79	2.451	15:00:30.510
3 -	1:30.047	45.223	2:15.270		79.01	2.080	15:02:45.780
4 -	1:30.111	45.039	2:15.150		79.08	1.960	15:05:00.930
5 -	1:29.046	45.914	2:14.960	**(3)**	79.19	1.770	15:07:15.890
6 -	***1:28.465***	***44.725***	***2:13.190***	**(1)**	***80.24***		***15:09:29.080***
7 -	1:28.731	45.006	2:13.737	**(2)**	79.91	0.547	15:11:42.817

Weather / Track : Sunny / Dry

Snetterton 300
Circuit Length = 2.9689 miles
Start: 14:55 Flag 15:10 End: 15:13

MRO Minitwins

RACE 12 - SECTOR ANALYSIS

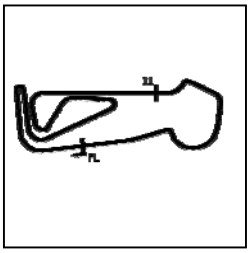

SECTOR 1 = FL to I1, SECTOR 2 = I1 to FL, DIFF = Difference To Personal Best Lap, P = Crossed Finish Line in Pit Lane, D = Time Disallowed

P17 50 Paul ROBSON Suzuki -

IDEAL LAP TIME : 2:12.971 BEST LAP TIME : 2:12.971 DIFFERENCE : 0.000

LAP	SECTOR 1	SECTOR 2	LAP TIME	MPH	DIFF	TIME OF DAY
1 -		45.334	2:22.863	74.81	9.892	14:58:15.535
2 -	1:29.558	45.409	2:14.967	79.19	1.996	15:00:30.502
3 -	1:29.583	45.464	2:15.047	79.14	2.076	15:02:45.549
4 -	1:29.352	45.419	2:14.771 **(3)**	79.30	1.800	15:05:00.320
5 -	1:29.484	46.021	2:15.505	78.87	2.534	15:07:15.825
6 -	1:29.298	45.001	2:14.299 **(2)**	79.58	1.328	15:09:30.124
7 -	***1:28.502***	***44.469***	***2:12.971*** **(1)**	***80.37***		***15:11:43.095***

P18 77 Mark HAZELGROVE Suzuki -

IDEAL LAP TIME : 2:13.953 BEST LAP TIME : 2:14.052 DIFFERENCE : 0.099

LAP	SECTOR 1	SECTOR 2	LAP TIME	MPH	DIFF	TIME OF DAY
1 -		45.240	2:24.000	74.22	9.948	14:58:16.672
2 -	1:30.360	45.090	2:15.450	78.90	1.398	15:00:32.122
3 -	1:29.571	***44.481***	***2:14.052*** **(1)**	***79.73***		***15:02:46.174***
4 -	1:29.880	45.192	2:15.072	79.12	1.020	15:05:01.246
5 -	1:29.670	45.074	2:14.744	79.32	0.692	15:07:15.990
6 -	1:29.721	44.669	2:14.390 **(3)**	79.53	0.338	15:09:30.380
7 -	***1:29.472***	44.886	2:14.358 **(2)**	79.54	0.306	15:11:44.738

P19 51 Andrew DURANT Suzuki -

IDEAL LAP TIME : 2:15.840 BEST LAP TIME : 2:15.882 DIFFERENCE : 0.042

LAP	SECTOR 1	SECTOR 2	LAP TIME	MPH	DIFF	TIME OF DAY
1 -		45.471	2:26.360	73.02	10.478	14:58:19.032
2 -	1:31.401	***45.181***	2:16.582	78.25	0.700	15:00:35.614
3 -	1:30.762	45.288	2:16.050 **(2)**	78.55	0.168	15:02:51.664
4 -	***1:30.659***	45.823	2:16.482 **(3)**	78.31	0.600	15:05:08.146
5 -	1:31.216	46.582	2:17.798	77.56	1.916	15:07:25.944
6 -	1:31.288	46.037	2:17.325	77.83	1.443	15:09:43.269
7 -	1:30.697	45.185	***2:15.882*** **(1)**	***78.65***		***15:11:59.151***

P20 25 Harrison DAY Suzuki -

IDEAL LAP TIME : 2:15.796 BEST LAP TIME : 2:16.493 DIFFERENCE : 0.697

LAP	SECTOR 1	SECTOR 2	LAP TIME	MPH	DIFF	TIME OF DAY
1 -		***45.248***	2:23.410	74.52	6.917	14:58:16.082
2 -	***1:30.548***	45.945	***2:16.493*** **(1)**	***78.30***		***15:00:32.575***
3 -	1:30.923	46.233	2:17.156 **(2)**	77.92	0.663	15:02:49.731
4 -	1:31.534	46.107	2:17.641	77.65	1.148	15:05:07.372
5 -	1:31.181	46.886	2:18.067	77.41	1.574	15:07:25.439
6 -	1:30.978	46.194	2:17.172 **(3)**	77.91	0.679	15:09:42.611
7 -	1:33.045	46.736	2:19.781	76.46	3.288	15:12:02.392

P21 16 Geoff LANSDELL Suzuki - EPG Domestic

IDEAL LAP TIME : 2:17.872 BEST LAP TIME : 2:18.206 DIFFERENCE : 0.334

LAP	SECTOR 1	SECTOR 2	LAP TIME	MPH	DIFF	TIME OF DAY
1 -		46.197	2:27.688	72.36	9.482	14:58:20.360
2 -	***1:31.975***	46.248	2:18.223 **(2)**	77.32	0.017	15:00:38.583
3 -	1:32.305	45.901	***2:18.206*** **(1)**	***77.33***		***15:02:56.789***
4 -	1:33.781	46.059	2:19.840	76.43	1.634	15:05:16.629
5 -	1:33.000	46.344	2:19.344	76.70	1.138	15:07:35.973
6 -	1:33.204	***45.897***	2:19.101 **(3)**	76.83	0.895	15:09:55.074
7 -	1:32.879	47.078	2:19.957	76.36	1.751	15:12:15.031

P22 43 Robert DAVIE Suzuki -

IDEAL LAP TIME : 2:21.412 BEST LAP TIME : 2:21.471 DIFFERENCE : 0.059

LAP	SECTOR 1	SECTOR 2	LAP TIME	MPH	DIFF	TIME OF DAY

Weather / Track : Sunny / Dry

Snetterton 300
Circuit Length = 2.9689 miles
Start: 14:55 Flag 15:10 End: 15:13

MRO Minitwins

RACE 12 - SECTOR ANALYSIS

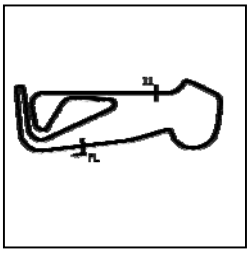

SECTOR 1 = FL to I1, SECTOR 2 = I1 to FL, DIFF = Difference To Personal Best Lap, P = Crossed Finish Line in Pit Lane, D = Time Disallowed

1 -		47.161	2:31.340		70.62	9.869	14:58:24.012
2 -	1:35.216	47.615	2:22.831		74.83	1.360	15:00:46.843
3 -	1:34.943	47.205	2:22.148	(3)	75.18	0.677	15:03:08.991
4 -	1:35.309	46.990	2:22.299		75.11	0.828	15:05:31.290
5 -	1:34.549	***46.922***	***2:21.471***	**(1)**	***75.54***		***15:07:52.761***
6 -	***1:34.490***	47.152	2:21.642	(2)	75.45	0.171	15:10:14.403
7 -	1:35.046	47.221	2:22.267		75.12	0.796	15:12:36.670

P23 178 Benjamin JOWETT

Kawasaki -

IDEAL LAP TIME : 2:23.394 BEST LAP TIME : 2:23.429 DIFFERENCE : 0.035

LAP	SECTOR 1	SECTOR 2	LAP TIME		MPH	DIFF	TIME OF DAY
1 -		47.871	2:32.648		70.01	9.219	14:58:25.320
2 -	1:37.474	47.870	2:25.344		73.53	1.915	15:00:50.664
3 -	1:37.631	47.561	2:25.192		73.61	1.763	15:03:15.856
4 -	***1:36.165***	47.772	2:23.937	(2)	74.25	0.508	15:05:39.793
5 -	1:37.882	49.359	2:27.241		72.58	3.812	15:08:07.034
6 -	1:36.577	47.395	2:23.972	(3)	74.23	0.543	15:10:31.006
7 -	1:36.200	***47.229***	***2:23.429***	**(1)**	***74.51***		***15:12:54.435***

P24 167 Elfed WEAVER

Kawasaki - M&P Kawasaki

IDEAL LAP TIME : 2:33.247 BEST LAP TIME : 2:33.925 DIFFERENCE : 0.678

LAP	SECTOR 1	SECTOR 2	LAP TIME		MPH	DIFF	TIME OF DAY
1 -		52.113	2:43.629		65.31	9.704	14:58:36.301
2 -	1:44.366	51.268	2:35.634	(3)	68.67	1.709	15:01:11.935
3 -	1:44.679	51.237	2:35.916		68.55	1.991	15:03:47.851
4 -	1:44.624	51.858	2:36.482		68.30	2.557	15:06:24.333
5 -	1:43.941	***50.819***	2:34.760	(2)	69.06	0.835	15:08:59.093
6 -	***1:42.428***	51.497	***2:33.925***	**(1)**	***69.43***		***15:11:33.018***

P25 76 Phillip RODGERS

Suzuki - medalandtrophylab.co.uk

IDEAL LAP TIME : 2:09.787 BEST LAP TIME : 2:10.017 DIFFERENCE : 0.230

LAP	SECTOR 1	SECTOR 2	LAP TIME		MPH	DIFF	TIME OF DAY
1 -		44.099	2:19.006		76.88	8.989	14:58:11.678
2 -	1:27.659	43.600	2:11.259		81.42	1.242	15:00:22.937
3 -	1:27.788	43.404	2:11.192		81.46	1.175	15:02:34.129
4 -	1:27.559	***42.968***	2:10.527	(3)	81.88	0.510	15:04:44.656
5 -	1:27.003	43.298	2:10.301	(2)	82.02	0.284	15:06:54.957
6 -	***1:26.819***	43.198	***2:10.017***	**(1)**	***82.20***		***15:09:04.974***

P26 59 Benn RIDGWELL

Suzuki -

IDEAL LAP TIME : 2:22.836 BEST LAP TIME : 2:23.089 DIFFERENCE : 0.253

LAP	SECTOR 1	SECTOR 2	LAP TIME		MPH	DIFF	TIME OF DAY
1 -		***47.582***	2:31.140		70.71	8.051	14:58:23.812
2 -	***1:35.254***	47.835	***2:23.089***	**(1)**	***74.69***		***15:00:46.901***
3 -	1:36.599	49.384	2:25.983	(2)	73.21	2.894	15:03:12.884
4 -	1:37.779	48.799	2:26.578	(3)	72.91	3.489	15:05:39.462

P27 113 Sam ELKINS

Suzuki - Me Old Man

IDEAL LAP TIME : 2:07.957 BEST LAP TIME : 2:07.957 DIFFERENCE : 0.000

LAP	SECTOR 1	SECTOR 2	LAP TIME		MPH	DIFF	TIME OF DAY
1 -		42.811	2:14.000		79.76	6.043	14:58:06.672
2 -	***1:25.431***	***42.526***	***2:07.957***	**(1)**	***83.52***		***15:00:14.629***

Weather / Track : Sunny / Dry

Snetterton 300
Circuit Length = 2.9689 miles
Start: 14:55 Flag 15:10 End: 15:13

MRO Minitwins

RACE 12 - BEST SECTORS

SECTOR 1				SECTOR 2			IDEAL / BEST COMPARISON					
POS	NO	NAME	TIME	NO	NAME	TIME	POS	NO	NAME	IDEAL	BEST	DIFF
									PERFECT LAP	2:05.969		
1	86	WITHERINGTON	**1:24.487**	777	WILLIAMS	**41.482**	1	777	WILLIAMS	2:06.169	2:06.447	0.278
2	78	POVAH	**1:24.641**	74	SINGLETON	**41.604**	2	86	WITHERINGTON	2:06.172	2:06.573	0.401
3	777	WILLIAMS	**1:24.687**	86	WITHERINGTON	**41.685**	3	74	SINGLETON	2:06.297	2:06.322	0.025
4	74	SINGLETON	**1:24.693**	78	POVAH	**41.813**	4	78	POVAH	2:06.454	2:06.477	0.023
5	97	PACKHAM	**1:25.263**	111	FOLKES	**42.015**	5	111	FOLKES	2:07.317	2:07.705	0.388
6	111	FOLKES	**1:25.302**	5	MANTELL	**42.410**	6	97	PACKHAM	2:07.908	2:08.084	0.176
7	113	ELKINS	**1:25.431**	113	ELKINS	**42.526**	7	113	ELKINS	2:07.957	2:07.957	0.000
8	84	BRANCO	**1:25.958**	97	PACKHAM	**42.645**	8	5	MANTELL	2:08.476	2:08.940	0.464
9	5	MANTELL	**1:26.066**	96	HARRIS	**42.850**	9	84	BRANCO	2:09.141	2:09.334	0.193
10	19	LILLEY	**1:26.313**	19	LILLEY	**42.933**	10	19	LILLEY	2:09.246	2:09.246	0.000
11	101	BARNES	**1:26.318**	76	RODGERS	**42.968**	11	96	HARRIS	2:09.269	2:09.401	0.132
12	96	HARRIS	**1:26.419**	101	BARNES	**42.971**	12	101	BARNES	2:09.289	2:09.412	0.123
13	76	RODGERS	**1:26.819**	84	BRANCO	**43.183**	13	76	RODGERS	2:09.787	2:10.017	0.230
14	137	CRAWT	**1:27.099**	137	CRAWT	**43.243**	14	137	CRAWT	2:10.342	2:10.741	0.399
15	90	WATSON	**1:27.873**	90	WATSON	**43.460**	15	90	WATSON	2:11.333	2:11.333	0.000
16	13	GREEN	**1:28.300**	81	MAY	**43.567**	16	81	MAY	2:12.240	2:12.537	0.297
17	28	VEASEY	**1:28.465**	13	GREEN	**44.462**	17	13	GREEN	2:12.762	2:13.001	0.239
18	50	ROBSON	**1:28.502**	50	ROBSON	**44.469**	18	50	ROBSON	2:12.971	2:12.971	0.000
19	81	MAY	**1:28.673**	77	HAZELGROVE	**44.481**	19	28	VEASEY	2:13.190	2:13.190	0.000
20	77	HAZELGROVE	**1:29.472**	28	VEASEY	**44.725**	20	77	HAZELGROVE	2:13.953	2:14.052	0.099
21	25	DAY	**1:30.548**	51	DURANT	**45.181**	21	25	DAY	2:15.796	2:16.493	0.697
22	51	DURANT	**1:30.659**	25	DAY	**45.248**	22	51	DURANT	2:15.840	2:15.882	0.042
23	16	LANSDELL	**1:31.975**	16	LANSDELL	**45.897**	23	16	LANSDELL	2:17.872	2:18.206	0.334
24	43	DAVIE	**1:34.490**	43	DAVIE	**46.922**	24	43	DAVIE	2:21.412	2:21.471	0.059
25	59	RIDGWELL	**1:35.254**	178	JOWETT	**47.229**	25	59	RIDGWELL	2:22.836	2:23.089	0.253
26	178	JOWETT	**1:36.165**	59	RIDGWELL	**47.582**	26	178	JOWETT	2:23.394	2:23.429	0.035
27	167	WEAVER	**1:42.428**	167	WEAVER	**50.819**	27	167	WEAVER	2:33.247	2:33.925	0.678

Weather / Track : Sunny / Dry

Snetterton 300
Circuit Length = 2.9689 miles
Start: 14:55 Flag 15:10 End: 15:13

Results can be found at www.tsl-timing.com

Printed - 15:14 Sunday, 20 May 2018

BMCRC-MRO Championships 2018

Reactive Parts MRO Powerbikes inc BG Products Clubman 1000

Snetterton 300 Circuit

19th / 20th May 2018

Results Provided by Timing Solutions Ltd
www.tsl-timing.com

Snetterton 300

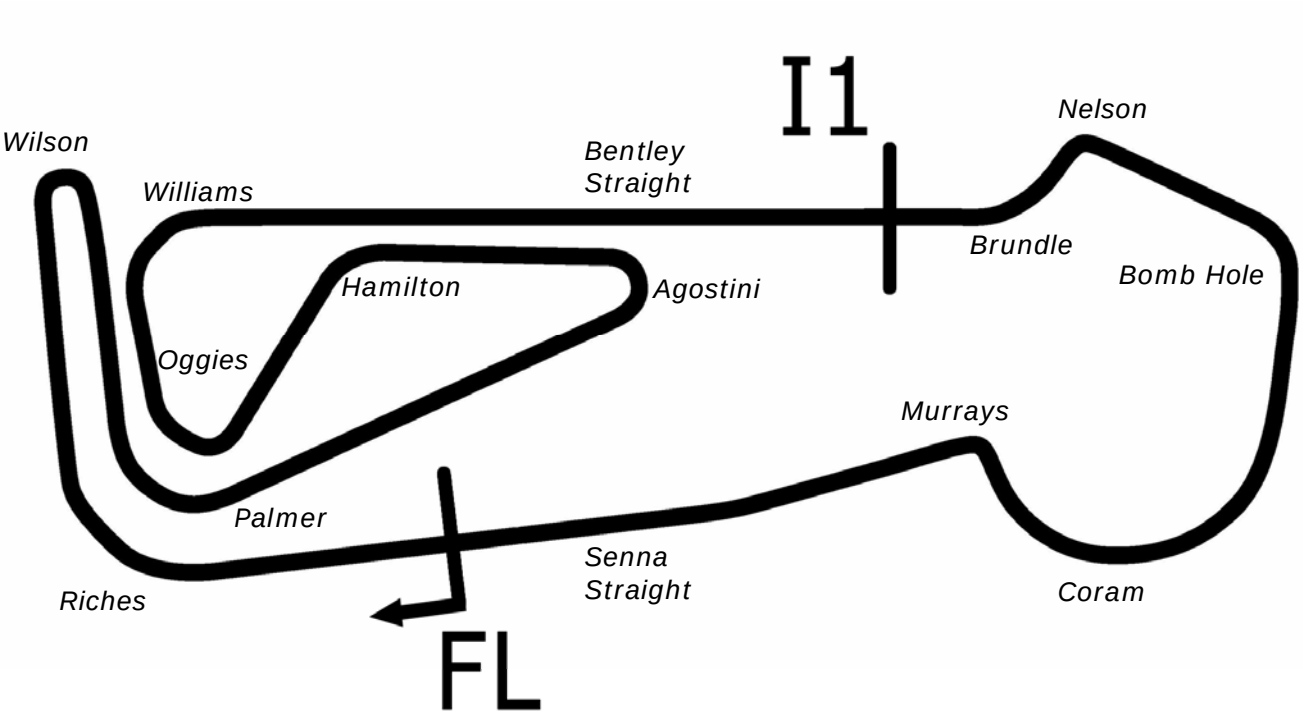

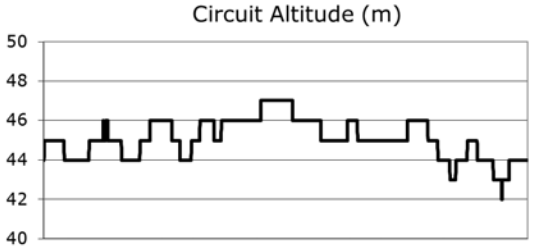

Length	2.9689 miles	4778.0 m	
FL		52.46340 N	0.94476 E
I1	3198m	52.46617 N	0.94964 E
Pit Entry	4572m	52.46364 N	0.94774 E
Pit Exit	40m after FL	52.46338 N	0.94420 E

Pit Entry–Pit Exit 246m, 14.7s @60kph, 11.0s @80kph

All results available at www.tsl-timing.com

Reactive Parts MRO Powerbikes inc BG Products Clubman 1000

QUALIFYING - CLASSIFICATION

POS	NO	CL	PIC	NAME	ENTRY	TIME	ON	LAPS	GAP	DIFF	MPH
1	99		1	Anthony JOHNSON	BMW - Bexhill gearboxes	1:52.874	4	8			94.69
2	1		2	Joe MORPHETT	Yamaha - ASJ Racing	1:53.970	4	9	1.096	1.096	93.77
3	54		3	Steve HENEGHAN	Yamaha - ReactiveParts.com	1:55.296	5	6	2.422	1.326	92.70
4	2		4	Peter BAKER	Kawasaki -	1:55.337	5	7	2.463	0.041	92.66
5	69		5	Phil SETON	Yamaha -	1:55.979	8	9	3.105	0.642	92.15
6	40	C	1	Aiden PATMORE	Kawasaki - SW Roofing	1:55.989	6	7	3.115	0.010	92.14
7	33		6	Michael NEEVES	BMW - Prime Factors Racing	1:56.053	4	9	3.179	0.064	92.09
8	10	C	2	Paul WILBY	Yamaha - MOREMOTO	1:56.397	4	9	3.523	0.344	91.82
9	76		7	Jason BYARD	Suzuki - May Construction	1:56.646	6	7	3.772	0.249	91.62
10	62	C	3	Kevin SILVAIN	Kawasaki - KSAUTOS	1:56.895	4	9	4.021	0.249	91.43
11	27		8	Dan COX	Yamaha - GWC Joinery LTD/ DC Paintworx	1:57.732	6	8	4.858	0.837	90.78
12	148		9	Nicky WILSON	Ducati - Ducati Alton/carbon Conquest	1:57.892	8	9	5.018	0.160	90.65
13	154	C	4	Michael WHISKER	BMW - Soprema uk	1:58.487	5	5	5.613	0.595	90.20
14	55	C	5	Paul GARNER	Yamaha - A51 Racing	1:59.911	5	6	7.037	1.424	89.13
15	8		10	John COUGHLAN	Aprilia - BIKERSWORLD	2:00.041	4	7	7.167	0.130	89.03
16	32		11	Martin MORRIS	Kawasaki - Morris Racing, Resolve, S.R. Hobby	2:00.470	9	9	7.596	0.429	88.71
17	24		12	Alan SMITH	Kawasaki - Orwells Mcs	2:00.596	5	8	7.722	0.126	88.62
18	15		13	Mariusz SIEMIENIUK-JUZWIUK	BMW - BELMONT AUTO SERVICE	2:00.819	7	7	7.945	0.223	88.46
19	41		14	David ABRAHAM	Kawasaki - Cambridge Motorcycles	2:01.124	5	6	8.250	0.305	88.24
20	36	C	6	James LYON	Suzuki - Digitive Ltd	2:01.161	5	7	8.287	0.037	88.21
21	34	C	7	Jeremy NICHOLSON	Yamaha - Freshwater Estates	2:01.387	6	8	8.513	0.226	88.04
22	49		15	Callum HAMMETT	Kawasaki -	2:01.469	6	7	8.595	0.082	87.99
23	75		16	Peter WOODALL	BMW - Core Projects Ltd	2:01.497	7	7	8.623	0.028	87.96
24	7	C	8	John DAVIS	Yamaha -	2:01.761	5	8	8.887	0.264	87.77
25	46	C	9	Simon GATES	Kawasaki - Team Kawafati	2:01.821	9	9	8.947	0.060	87.73
26	37	C	10	Aldo MORELLO	Yamaha - Bitstocks & Reveal	2:01.900	6	9	9.026	0.079	87.67
27	42		17	Andy HORNBY	Kawasaki -	2:02.989	7	8	10.115	1.089	86.90
28	136		18	Joe BALDRY	BMW - Chilton Motors	2:03.249	7	7	10.375	0.260	86.71
29	25	C	11	Louis BARTLETT	Kawasaki -	2:03.467	3	5	10.593	0.218	86.56
30	200	C	12	Scott HILLIARD	Kawasaki - Stallion racing's coming for ya	2:09.804	2	2	16.930	6.337	82.34
31	16		19	Matthew WREN	Aprilia - Broken Matt	2:12.634	3	3	19.760	2.830	80.58

Snetterton 300
Circuit Length = 2.9689 miles
Start: 10:10 Flag 10:28 End: 10:30

Weather / Track : Sunny / Dry

These results are provisional until the conclusion of any judicial and technical matters.

Clerk Of Course :		Timekeeper :

Results can be found at www.tsl-timing.com

Printed - 10:30 Saturday, 19 May 2018

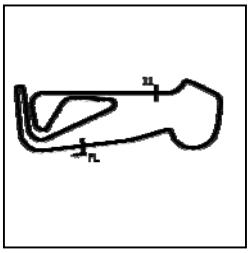

Reactive Parts MRO Powerbikes inc BG Products Clubman 1000

QUALIFYING - SECTOR ANALYSIS

SECTOR 1 = FL to I1, SECTOR 2 = I1 to FL, DIFF = Difference To Personal Best Lap, P = Crossed Finish Line in Pit Lane, D = Time Disallowed

P1 99 Anthony JOHNSON BMW - Bexhill gearboxes

IDEAL LAP TIME : 1:52.874 BEST LAP TIME : 1:52.874 DIFFERENCE : 0.000

LAP	SECTOR 1	SECTOR 2	LAP TIME	MPH	DIFF	TIME OF DAY
1 -	1:23.730	39.588	2:03.318	86.67	10.444	10:13:45.200
2 -	1:15.563	37.844	1:53.407 (3)	94.24	0.533	10:15:38.607
3 -	1:15.189	38.099	1:53.288 (2)	94.34	0.414	10:17:31.895
4 -	***1:15.031***	***37.843***	***1:52.874 (1)***	***94.69***		***10:19:24.769***
5 -	1:19.281	IN PIT	3:33.103 **P**	50.15	1:40.229	10:22:57.872
6 -	OUTLAP	38.671	2:02.321	87.37	9.447	10:25:00.193
7 -	1:16.261	38.427	1:54.688	93.19	1.814	10:26:54.881
8 -	1:15.559	38.342	1:53.901	93.83	1.027	10:28:48.782

P2 1 Joe MORPHETT Yamaha - ASJ Racing

IDEAL LAP TIME : 1:53.970 BEST LAP TIME : 1:53.970 DIFFERENCE : 0.000

LAP	SECTOR 1	SECTOR 2	LAP TIME	MPH	DIFF	TIME OF DAY
1 -	1:25.977	40.316	2:06.293	84.62	12.323	10:12:49.198
2 -	1:18.270	38.625	1:56.895	91.43	2.925	10:14:46.093
3 -	1:17.055	38.424	1:55.479	92.55	1.509	10:16:41.572
4 -	***1:15.721***	***38.249***	***1:53.970 (1)***	***93.77***		***10:18:35.542***
5 -	1:16.934	39.156	1:56.090	92.06	2.120	10:20:31.632
6 -	1:15.984	38.422	1:54.406 (2)	93.42	0.436	10:22:26.038
7 -	1:22.389	38.681	2:01.070	88.28	7.100	10:24:27.108
8 -	1:16.192	38.482	1:54.674 (3)	93.20	0.704	10:26:21.782
9 -	1:16.655	38.489	1:55.144	92.82	1.174	10:28:16.926

P3 54 Steve HENEGHAN Yamaha - ReactiveParts.com

IDEAL LAP TIME : 1:55.104 BEST LAP TIME : 1:55.296 DIFFERENCE : 0.192

LAP	SECTOR 1	SECTOR 2	LAP TIME	MPH	DIFF	TIME OF DAY
1 -	1:25.648	40.611	2:06.259	84.65	10.963	10:12:48.932
2 -	1:19.045	40.066	1:59.111	89.73	3.815	10:14:48.043
3 -	1:17.884	38.834	1:56.718	91.57	1.422	10:16:44.761
4 -	1:16.866	38.826	1:55.692 (3)	92.38	0.396	10:18:40.453
5 -	***1:16.712***	38.584	***1:55.296 (1)***	***92.70***		***10:20:35.749***
6 -	1:17.295	***38.392***	1:55.687 (2)	92.38	0.391	10:22:31.436

P4 2 Peter BAKER Kawasaki -

IDEAL LAP TIME : 1:55.337 BEST LAP TIME : 1:55.337 DIFFERENCE : 0.000

LAP	SECTOR 1	SECTOR 2	LAP TIME	MPH	DIFF	TIME OF DAY
1 -	1:23.844	40.486	2:04.330	85.96	8.993	10:13:08.222
2 -	1:20.089	40.535	2:00.624	88.60	5.287	10:15:08.846
3 -	1:18.067	39.136	1:57.203	91.19	1.866	10:17:06.049
4 -	1:16.882	38.505	1:55.387 (2)	92.62	0.050	10:19:01.436
5 -	***1:16.863***	***38.474***	***1:55.337 (1)***	***92.66***		***10:20:56.773***
6 -	1:17.082	39.413	1:56.495 (3)	91.74	1.158	10:22:53.268
7 -	1:18.117	39.155	1:57.272	91.13	1.935	10:24:50.540

P5 69 Phil SETON Yamaha -

IDEAL LAP TIME : 1:55.705 BEST LAP TIME : 1:55.979 DIFFERENCE : 0.274

LAP	SECTOR 1	SECTOR 2	LAP TIME	MPH	DIFF	TIME OF DAY
1 -	1:21.976	39.775	2:01.751	87.78	5.772	10:12:41.142
2 -	1:18.173	39.356	1:57.529	90.93	1.550	10:14:38.671
3 -	1:17.382	38.977	1:56.359	91.85	0.380	10:16:35.030
4 -	1:17.277	39.044	1:56.321	91.88	0.342	10:18:31.351
5 -	1:18.036	39.047	1:57.083	91.28	1.104	10:20:28.434
6 -	1:17.550	***38.664***	1:56.214 (2)	91.96	0.235	10:22:24.648
7 -	1:17.548	38.686	1:56.234 (3)	91.95	0.255	10:24:20.882
8 -	***1:17.041***	38.938	***1:55.979 (1)***	***92.15***		***10:26:16.861***
9 -	1:19.208	39.000	1:58.208	90.41	2.229	10:28:15.069

Snetterton 300
Circuit Length = 2.9689 miles
Start: 10:10 Flag 10:28 End: 10:30

Weather / Track : Sunny / Dry

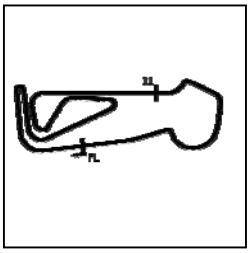

Reactive Parts MRO Powerbikes inc BG Products Clubman 1000

QUALIFYING - SECTOR ANALYSIS

SECTOR 1 = FL to I1, SECTOR 2 = I1 to FL, DIFF = Difference To Personal Best Lap, P = Crossed Finish Line in Pit Lane, D = Time Disallowed

P6 40 C Aiden PATMORE Kawasaki - SW Roofing

IDEAL LAP TIME : 1:55.989 BEST LAP TIME : 1:55.989 DIFFERENCE : 0.000

LAP	SECTOR 1	SECTOR 2	LAP TIME		MPH	DIFF	TIME OF DAY
1 -	1:26.500	41.342	2:07.842		83.60	11.853	10:12:48.096
2 -	1:19.674	46.550	2:06.224		84.67	10.235	10:14:54.320
3 -	1:19.097	39.385	1:58.482		90.20	2.493	10:16:52.802
4 -	1:17.736	39.574	1:57.310	(3)	91.10	1.321	10:18:50.112
5 -	1:18.136	38.893	1:57.029	(2)	91.32	1.040	10:20:47.141
6 -	***1:17.311***	***38.678***	***1:55.989***	**(1)**	***92.14***		***10:22:43.130***
7 -	1:25.252	43.467	2:08.719		83.03	12.730	10:24:51.849

P7 33 Michael NEEVES BMW - Prime Factors Racing

IDEAL LAP TIME : 1:55.937 BEST LAP TIME : 1:56.053 DIFFERENCE : 0.116

LAP	SECTOR 1	SECTOR 2	LAP TIME		MPH	DIFF	TIME OF DAY
1 -	1:25.187	41.315	2:06.502		84.48	10.449	10:12:46.067
2 -	1:19.999	39.254	1:59.253		89.62	3.200	10:14:45.320
3 -	1:18.164	***38.585***	1:56.749		91.54	0.696	10:16:42.069
4 -	***1:17.352***	38.701	***1:56.053***	**(1)**	***92.09***		***10:18:38.122***
5 -	1:17.747	IN PIT	3:31.964	**P**	50.42	1:35.911	10:22:10.086
6 -	OUTLAP	39.621	2:02.030		87.58	5.977	10:24:12.116
7 -	1:17.956	38.708	1:56.664		91.61	0.611	10:26:08.780
8 -	1:17.709	38.872	1:56.581	(3)	91.67	0.528	10:28:05.361
9 -	1:17.786	38.790	1:56.576	(2)	91.68	0.523	10:30:01.937

P8 10 C Paul WILBY Yamaha - MOREMOTO

IDEAL LAP TIME : 1:56.222 BEST LAP TIME : 1:56.397 DIFFERENCE : 0.175

LAP	SECTOR 1	SECTOR 2	LAP TIME		MPH	DIFF	TIME OF DAY
1 -	1:29.353	41.368	2:10.721		81.76	14.324	10:12:55.320
2 -	1:21.060	40.495	2:01.555		87.92	5.158	10:14:56.875
3 -	1:18.663	39.286	1:57.949	(3)	90.61	1.552	10:16:54.824
4 -	***1:17.458***	38.939	***1:56.397***	**(1)**	***91.82***		***10:18:51.221***
5 -	1:18.119	***38.764***	1:56.883	(2)	91.44	0.486	10:20:48.104
6 -	1:24.756	IN PIT	2:40.192	**P**	66.72	43.795	10:23:28.296
7 -	OUTLAP	40.572	2:01.281		88.12	4.884	10:25:29.577
8 -	1:18.498	39.847	1:58.345		90.31	1.948	10:27:27.922
9 -	1:19.714	41.507	2:01.221		88.17	4.824	10:29:29.143

P9 76 Jason BYARD Suzuki - May Construction

IDEAL LAP TIME : 1:56.606 BEST LAP TIME : 1:56.646 DIFFERENCE : 0.040

LAP	SECTOR 1	SECTOR 2	LAP TIME		MPH	DIFF	TIME OF DAY
1 -	1:24.057	40.213	2:04.270		86.00	7.624	10:13:07.729
2 -	1:25.528	IN PIT	2:24.833	**P**	73.79	28.187	10:15:32.562
3 -	OUTLAP	39.741	2:02.502		87.24	5.856	10:17:35.064
4 -	***1:17.833***	39.301	1:57.134	(2)	91.24	0.488	10:19:32.198
5 -	1:18.704	***38.773***	1:57.477		90.98	0.831	10:21:29.675
6 -	1:17.842	38.804	***1:56.646***	**(1)**	***91.62***		***10:23:26.321***
7 -	1:18.086	39.387	1:57.473	(3)	90.98	0.827	10:25:23.794

P10 62 C Kevin SILVAIN Kawasaki - KSAUTOS

IDEAL LAP TIME : 1:56.800 BEST LAP TIME : 1:56.895 DIFFERENCE : 0.095

LAP	SECTOR 1	SECTOR 2	LAP TIME		MPH	DIFF	TIME OF DAY
1 -	1:28.530	41.593	2:10.123		82.13	13.228	10:12:54.830
2 -	1:21.410	41.158	2:02.568		87.20	5.673	10:14:57.398
3 -	1:18.672	39.338	1:58.010		90.56	1.115	10:16:55.408
4 -	***1:17.651***	39.244	***1:56.895***	**(1)**	***91.43***		***10:18:52.303***
5 -	1:18.273	39.247	1:57.520	(2)	90.94	0.625	10:20:49.823
6 -	1:19.045	39.439	1:58.484		90.20	1.589	10:22:48.307
7 -	1:19.113	IN PIT	2:42.213	**P**	65.88	45.318	10:25:30.520
8 -	OUTLAP	39.509	2:02.262		87.41	5.367	10:27:32.782

Weather / Track : Sunny / Dry

Snetterton 300
Circuit Length = 2.9689 miles
Start: 10:10 Flag 10:28 End: 10:30

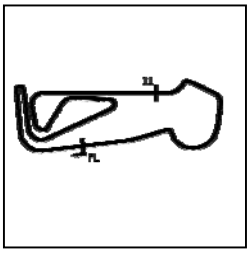

Reactive Parts MRO Powerbikes inc BG Products Clubman 1000

QUALIFYING - SECTOR ANALYSIS

SECTOR 1 = FL to I1, SECTOR 2 = I1 to FL, DIFF = Difference To Personal Best Lap, P = Crossed Finish Line in Pit Lane, D = Time Disallowed

9 -	1:18.517	***39.149***	1:57.666 **(3)**	90.83	0.771	10:29:30.448

P11 27 Dan COX Yamaha - GWC Joinery LTD/ DC Paintworx

IDEAL LAP TIME : 1:57.559 BEST LAP TIME : 1:57.732 DIFFERENCE : 0.173

LAP	SECTOR 1	SECTOR 2	LAP TIME	MPH	DIFF	TIME OF DAY
1 -	1:32.610	44.353	2:16.963	78.03	19.231	10:13:02.811
2 -	1:22.909	42.240	2:05.149	85.40	7.417	10:15:07.960
3 -	1:19.889	39.682	1:59.571	89.38	1.839	10:17:07.531
4 -	1:18.852	39.627	1:58.479 **(3)**	90.21	0.747	10:19:06.010
5 -	1:18.833	***39.223***	1:58.056 **(2)**	90.53	0.324	10:21:04.066
6 -	***1:18.336***	39.396	***1:57.732*** **(1)**	***90.78***		***10:23:01.798***
7 -	1:18.628	40.177	1:58.805	89.96	1.073	10:25:00.603
8 -	1:18.852	39.981	1:58.833	89.94	1.101	10:26:59.436

P12 148 Nicky WILSON Ducati - Ducati Alton/carbon Conquest

IDEAL LAP TIME : 1:57.892 BEST LAP TIME : 1:57.892 DIFFERENCE : 0.000

LAP	SECTOR 1	SECTOR 2	LAP TIME	MPH	DIFF	TIME OF DAY
1 -	1:29.954	42.952	2:12.906	80.41	15.014	10:12:57.260
2 -	1:19.776	40.846	2:00.622	88.60	2.730	10:14:57.882
3 -	1:20.308	40.577	2:00.885	88.41	2.993	10:16:58.767
4 -	1:19.674	IN PIT	3:05.435 **P**	57.63	1:07.543	10:20:04.202
5 -	OUTLAP	39.678	2:03.319	86.67	5.427	10:22:07.521
6 -	1:18.933	39.183	1:58.116 **(2)**	90.48	0.224	10:24:05.637
7 -	1:18.807	39.313	1:58.120 **(3)**	90.48	0.228	10:26:03.757
8 -	***1:18.723***	***39.169***	***1:57.892*** **(1)**	***90.65***		***10:28:01.649***
9 -	1:19.047	39.490	1:58.537	90.16	0.645	10:30:00.186

P13 154 C Michael WHISKER BMW - Soprema uk

IDEAL LAP TIME : 1:58.487 BEST LAP TIME : 1:58.487 DIFFERENCE : 0.000

LAP	SECTOR 1	SECTOR 2	LAP TIME	MPH	DIFF	TIME OF DAY
1 -	1:27.779	43.567	2:11.346	81.37	12.859	10:13:05.210
2 -	1:22.702	42.022	2:04.724	85.69	6.237	10:15:09.934
3 -	1:21.247	40.601	2:01.848 **(3)**	87.71	3.361	10:17:11.782
4 -	1:19.347	39.808	1:59.155 **(2)**	89.69	0.668	10:19:10.937
5 -	***1:18.752***	***39.735***	***1:58.487*** **(1)**	***90.20***		***10:21:09.424***

P14 55 C Paul GARNER Yamaha - A51 Racing

IDEAL LAP TIME : 1:59.911 BEST LAP TIME : 1:59.911 DIFFERENCE : 0.000

LAP	SECTOR 1	SECTOR 2	LAP TIME	MPH	DIFF	TIME OF DAY
1 -	1:31.802	45.747	2:17.549	77.70	17.638	10:13:04.938
2 -	1:27.958	47.093	2:15.051	79.14	15.140	10:15:19.989
3 -	1:20.645	40.204	2:00.849 **(3)**	88.44	0.938	10:17:20.838
4 -	1:23.180	48.927	2:12.107	80.90	12.196	10:19:32.945
5 -	***1:20.111***	***39.800***	***1:59.911*** **(1)**	***89.13***		***10:21:32.856***
6 -	1:20.448	39.873	2:00.321 **(2)**	88.82	0.410	10:23:33.177

P15 8 John COUGHLAN Aprilia - BIKERSWORLD

IDEAL LAP TIME : 2:00.041 BEST LAP TIME : 2:00.041 DIFFERENCE : 0.000

LAP	SECTOR 1	SECTOR 2	LAP TIME	MPH	DIFF	TIME OF DAY
1 -	1:29.945	42.176	2:12.121	80.89	12.080	10:12:54.917
2 -	1:21.226	40.497	2:01.723	87.80	1.682	10:14:56.640
3 -	1:21.011	40.519	2:01.530	87.94	1.489	10:16:58.170
4 -	***1:19.884***	***40.157***	***2:00.041*** **(1)**	***89.03***		***10:18:58.211***
5 -	1:20.312	40.166	2:00.478 **(2)**	88.71	0.437	10:20:58.689
6 -	1:20.454	40.450	2:00.904	88.40	0.863	10:22:59.593
7 -	1:20.597	40.251	2:00.848 **(3)**	88.44	0.807	10:25:00.441

Weather / Track : Sunny / Dry

Snetterton 300
Circuit Length = 2.9689 miles
Start: 10:10 Flag 10:28 End: 10:30

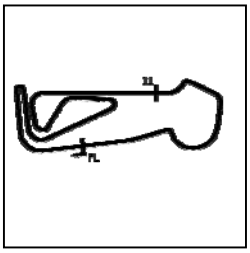

Reactive Parts MRO Powerbikes inc BG Products Clubman 1000

QUALIFYING - SECTOR ANALYSIS

SECTOR 1 = FL to I1, SECTOR 2 = I1 to FL, DIFF = Difference To Personal Best Lap, P = Crossed Finish Line in Pit Lane, D = Time Disallowed

P16 32 Martin MORRIS Kawasaki - Morris Racing, Resolve, S.R. Hobby

IDEAL LAP TIME : 2:00.300 BEST LAP TIME : 2:00.470 DIFFERENCE : 0.170

LAP	SECTOR 1	SECTOR 2	LAP TIME	MPH	DIFF	TIME OF DAY
1 -	1:29.999	44.479	2:14.478	79.47	14.008	10:13:04.065
2 -	1:23.477	42.372	2:05.849	84.92	5.379	10:15:09.914
3 -	1:22.119	40.904	2:03.023	86.87	2.553	10:17:12.937
4 -	1:22.886	40.593	2:03.479	86.55	3.009	10:19:16.416
5 -	1:21.175	40.391	2:01.566	87.91	1.096	10:21:17.982
6 -	1:20.524	40.257	2:00.781 **(2)**	88.49	0.311	10:23:18.763
7 -	1:21.021	40.120	2:01.141 **(3)**	88.22	0.671	10:25:19.904
8 -	1:21.311	***40.057***	2:01.368	88.06	0.898	10:27:21.272
9 -	***1:20.243***	40.227	***2:00.470*** **(1)**	***88.71***		***10:29:21.742***

P17 24 Alan SMITH Kawasaki - Orwells Mcs

IDEAL LAP TIME : 2:00.497 BEST LAP TIME : 2:00.596 DIFFERENCE : 0.099

LAP	SECTOR 1	SECTOR 2	LAP TIME	MPH	DIFF	TIME OF DAY
1 -	1:31.498	42.736	2:14.234	79.62	13.638	10:13:10.476
2 -	1:22.459	41.437	2:03.896	86.26	3.300	10:15:14.372
3 -	1:20.825	40.394	2:01.219 **(3)**	88.17	0.623	10:17:15.591
4 -	1:30.916	44.045	2:14.961	79.19	14.365	10:19:30.552
5 -	1:20.525	***40.071***	***2:00.596*** **(1)**	***88.62***		***10:21:31.148***
6 -	1:24.983	43.049	2:08.032	83.47	7.436	10:23:39.180
7 -	1:20.502	40.914	2:01.416	88.02	0.820	10:25:40.596
8 -	***1:20.426***	40.311	2:00.737 **(2)**	88.52	0.141	10:27:41.333

P18 15 Mariusz SIEMIENIUK-JUZWIUK BMW - BELMONT AUTO SERVICE

IDEAL LAP TIME : 2:00.426 BEST LAP TIME : 2:00.819 DIFFERENCE : 0.393

LAP	SECTOR 1	SECTOR 2	LAP TIME	MPH	DIFF	TIME OF DAY
1 -	1:25.158	41.495	2:06.653	84.38	5.834	10:12:46.011
2 -	1:21.522	40.666	2:02.188	87.47	1.369	10:14:48.199
3 -	1:20.746	40.255	2:01.001 **(3)**	88.33	0.182	10:16:49.200
4 -	***1:20.454***	40.397	2:00.851 **(2)**	88.44	0.032	10:18:50.051
5 -	1:21.066	***39.972***	2:01.038	88.30	0.219	10:20:51.089
6 -	1:21.054	40.849	2:01.903	87.67	1.084	10:22:52.992
7 -	1:20.507	40.312	***2:00.819*** **(1)**	***88.46***		***10:24:53.811***

P19 41 David ABRAHAM Kawasaki - Cambridge Motorcycles

IDEAL LAP TIME : 2:01.124 BEST LAP TIME : 2:01.124 DIFFERENCE : 0.000

LAP	SECTOR 1	SECTOR 2	LAP TIME	MPH	DIFF	TIME OF DAY
1 -	1:33.537	44.564	2:18.101	77.39	16.977	10:13:04.483
2 -	1:23.627	42.239	2:05.866	84.91	4.742	10:15:10.349
3 -	1:21.884	41.031	2:02.915	86.95	1.791	10:17:13.264
4 -	1:21.343	40.931	2:02.274 **(3)**	87.41	1.150	10:19:15.538
5 -	***1:20.842***	***40.282***	***2:01.124*** **(1)**	***88.24***		***10:21:16.662***
6 -	1:20.921	41.012	2:01.933 **(2)**	87.65	0.809	10:23:18.595

P20 36 C James LYON Suzuki - Digitive Ltd

IDEAL LAP TIME : 2:00.936 BEST LAP TIME : 2:01.161 DIFFERENCE : 0.225

LAP	SECTOR 1	SECTOR 2	LAP TIME	MPH	DIFF	TIME OF DAY
1 -	1:32.201	44.264	2:16.465	78.32	15.304	10:13:03.274
2 -	1:23.139	42.144	2:05.283	85.31	4.122	10:15:08.557
3 -	1:22.604	41.418	2:04.022	86.17	2.861	10:17:12.579
4 -	1:21.128	***40.587***	2:01.715 **(3)**	87.81	0.554	10:19:14.294
5 -	1:20.559	40.602	***2:01.161*** **(1)**	***88.21***		***10:21:15.455***
6 -	***1:20.349***	40.869	2:01.218 **(2)**	88.17	0.057	10:23:16.673
7 -	1:21.277	41.370	2:02.647	87.14	1.486	10:25:19.320

Weather / Track : Sunny / Dry

Snetterton 300
Circuit Length = 2.9689 miles
Start: 10:10 Flag 10:28 End: 10:30

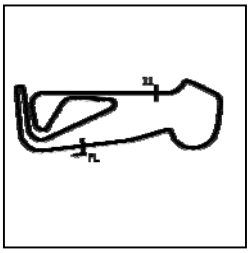

Reactive Parts MRO Powerbikes inc BG Products Clubman 1000

QUALIFYING - SECTOR ANALYSIS

SECTOR 1 = FL to I1, SECTOR 2 = I1 to FL, DIFF = Difference To Personal Best Lap, P = Crossed Finish Line in Pit Lane, D = Time Disallowed

P21 34 C Jeremy NICHOLSON Yamaha - Freshwater Estates

IDEAL LAP TIME : 2:01.387 BEST LAP TIME : 2:01.387 DIFFERENCE : 0.000

LAP	SECTOR 1	SECTOR 2	LAP TIME	MPH	DIFF	TIME OF DAY
1 -	1:31.662	46.012	2:17.674	77.63	16.287	10:13:05.554
2 -	1:24.077	41.770	2:05.847	84.92	4.460	10:15:11.401
3 -	1:21.847	41.624	2:03.471	86.56	2.084	10:17:14.872
4 -	1:21.616	40.678	2:02.294	87.39	0.907	10:19:17.166
5 -	1:20.992	40.481	2:01.473 **(2)**	87.98	0.086	10:21:18.639
6 -	***1:20.910***	***40.477***	***2:01.387*** **(1)**	***88.04***		***10:23:20.026***
7 -	1:21.789	40.763	2:02.552	87.21	1.165	10:25:22.578
8 -	1:21.124	40.711	2:01.835 **(3)**	87.72	0.448	10:27:24.413

P22 49 Callum HAMMETT Kawasaki -

IDEAL LAP TIME : 2:01.057 BEST LAP TIME : 2:01.469 DIFFERENCE : 0.412

LAP	SECTOR 1	SECTOR 2	LAP TIME	MPH	DIFF	TIME OF DAY
1 -	1:29.489	42.573	2:12.062	80.93	10.593	10:12:56.011
2 -	1:23.106	41.258	2:04.364	85.94	2.895	10:15:00.375
3 -	1:21.332	40.620	2:01.952	87.64	0.483	10:17:02.327
4 -	1:21.236	***40.375***	2:01.611 **(2)**	87.88	0.142	10:19:03.938
5 -	1:21.070	40.939	2:02.009	87.60	0.540	10:21:05.947
6 -	1:20.831	40.638	***2:01.469*** **(1)**	***87.99***		***10:23:07.416***
7 -	***1:20.682***	41.076	2:01.758 **(3)**	87.78	0.289	10:25:09.174

P23 75 Peter WOODALL BMW - Core Projects Ltd

IDEAL LAP TIME : 2:01.179 BEST LAP TIME : 2:01.497 DIFFERENCE : 0.318

LAP	SECTOR 1	SECTOR 2	LAP TIME	MPH	DIFF	TIME OF DAY
1 -	1:31.937	43.513	2:15.450	78.90	13.953	10:13:06.746
2 -	1:25.361	42.295	2:07.656	83.72	6.159	10:15:14.402
3 -	1:22.227	41.561	2:03.788	86.34	2.291	10:17:18.190
4 -	1:22.462	41.195	2:03.657	86.43	2.160	10:19:21.847
5 -	1:21.124	41.523	2:02.647 **(3)**	87.14	1.150	10:21:24.494
6 -	***1:20.597***	41.236	2:01.833 **(2)**	87.72	0.336	10:23:26.327
7 -	1:20.915	***40.582***	***2:01.497*** **(1)**	***87.96***		***10:25:27.824***

P24 7 C John DAVIS Yamaha -

IDEAL LAP TIME : 2:01.714 BEST LAP TIME : 2:01.761 DIFFERENCE : 0.047

LAP	SECTOR 1	SECTOR 2	LAP TIME	MPH	DIFF	TIME OF DAY
1 -	1:33.390	43.440	2:16.830	78.11	15.069	10:13:01.439
2 -	1:23.928	42.443	2:06.371	84.57	4.610	10:15:07.810
3 -	1:22.009	41.525	2:03.534	86.51	1.773	10:17:11.344
4 -	1:21.452	***40.907***	2:02.359 **(3)**	87.35	0.598	10:19:13.703
5 -	***1:20.807***	40.954	***2:01.761*** **(1)**	***87.77***		***10:21:15.464***
6 -	1:21.847	41.109	2:02.956	86.92	1.195	10:23:18.420
7 -	1:21.329	41.471	2:02.800	87.03	1.039	10:25:21.220
8 -	1:21.186	41.151	2:02.337 **(2)**	87.36	0.576	10:27:23.557

P25 46 C Simon GATES Kawasaki - Team Kawafati

IDEAL LAP TIME : 2:01.637 BEST LAP TIME : 2:01.821 DIFFERENCE : 0.184

LAP	SECTOR 1	SECTOR 2	LAP TIME	MPH	DIFF	TIME OF DAY
1 -	1:29.268	43.093	2:12.361	80.74	10.540	10:12:56.968
2 -	1:23.821	41.694	2:05.515	85.15	3.694	10:15:02.483
3 -	1:22.716	41.676	2:04.392	85.92	2.571	10:17:06.875
4 -	1:22.814	41.350	2:04.164	86.08	2.343	10:19:11.039
5 -	1:21.836	41.343	2:03.179	86.76	1.358	10:21:14.218
6 -	1:21.152	41.082	2:02.234 **(3)**	87.43	0.413	10:23:16.452
7 -	1:21.255	***40.681***	2:01.936 **(2)**	87.65	0.115	10:25:18.388
8 -	1:21.389	40.918	2:02.307	87.38	0.486	10:27:20.695
9 -	***1:20.956***	40.865	***2:01.821*** **(1)**	***87.73***		***10:29:22.516***

Snetterton 300
Circuit Length = 2.9689 miles
Start: 10:10 Flag 10:28 End: 10:30

Weather / Track : Sunny / Dry

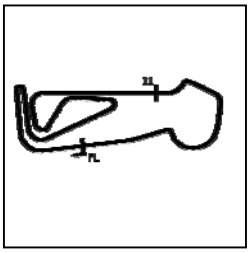

Reactive Parts MRO Powerbikes inc BG Products Clubman 1000

QUALIFYING - SECTOR ANALYSIS

SECTOR 1 = FL to I1, SECTOR 2 = I1 to FL, DIFF = Difference To Personal Best Lap, P = Crossed Finish Line in Pit Lane, D = Time Disallowed

P26 37 C Aldo MORELLO Yamaha - Bitstocks & Reveal

IDEAL LAP TIME : 2:01.888 BEST LAP TIME : 2:01.900 DIFFERENCE : 0.012

LAP	SECTOR 1	SECTOR 2	LAP TIME	MPH	DIFF	TIME OF DAY
1 -	1:31.696	42.772	2:14.468	79.48	12.568	10:13:00.772
2 -	1:24.437	42.789	2:07.226	84.00	5.326	10:15:07.998
3 -	1:22.831	41.181	2:04.012	86.18	2.112	10:17:12.010
4 -	1:22.234	41.062	2:03.296	86.68	1.396	10:19:15.306
5 -	1:21.751	***40.244***	2:01.995 **(2)**	87.61	0.095	10:21:17.301
6 -	***1:21.644***	40.256	***2:01.900*** **(1)**	***87.67***		***10:23:19.201***
7 -	1:22.137	41.099	2:03.236	86.72	1.336	10:25:22.437
8 -	1:22.205	40.628	2:02.833 **(3)**	87.01	0.933	10:27:25.270
9 -	1:22.298	40.956	2:03.254	86.71	1.354	10:29:28.524

P27 42 Andy HORNBY Kawasaki -

IDEAL LAP TIME : 2:02.918 BEST LAP TIME : 2:02.989 DIFFERENCE : 0.071

LAP	SECTOR 1	SECTOR 2	LAP TIME	MPH	DIFF	TIME OF DAY
1 -	1:30.169	45.441	2:15.610	78.81	12.621	10:13:05.877
2 -	1:25.694	42.336	2:08.030	83.48	5.041	10:15:13.907
3 -	1:22.249	41.346	2:03.595 **(3)**	86.47	0.606	10:17:17.502
4 -	1:22.074	41.248	2:03.322 **(2)**	86.66	0.333	10:19:20.824
5 -	1:34.580	57.281	2:31.861	70.38	28.872	10:21:52.685
6 -	1:34.530	45.646	2:20.176	76.24	17.187	10:24:12.861
7 -	***1:21.760***	41.229	***2:02.989*** **(1)**	***86.90***		***10:26:15.850***
8 -	1:22.805	***41.158***	2:03.963	86.21	0.974	10:28:19.813

P28 136 Joe BALDRY BMW - Chilton Motors

IDEAL LAP TIME : 2:03.170 BEST LAP TIME : 2:03.249 DIFFERENCE : 0.079

LAP	SECTOR 1	SECTOR 2	LAP TIME	MPH	DIFF	TIME OF DAY
1 -	1:36.210	44.673	2:20.883	75.86	17.634	10:13:02.954
2 -	1:24.250	42.192	2:06.442	84.52	3.193	10:15:09.396
3 -	1:22.853	42.463	2:05.316	85.28	2.067	10:17:14.712
4 -	1:23.122	41.082	2:04.204	86.05	0.955	10:19:18.916
5 -	1:22.250	41.177	2:03.427 **(2)**	86.59	0.178	10:21:22.343
6 -	***1:22.210***	41.816	2:04.026 **(3)**	86.17	0.777	10:23:26.369
7 -	1:22.289	***40.960***	***2:03.249*** **(1)**	***86.71***		***10:25:29.618***

P29 25 C Louis BARTLETT Kawasaki -

IDEAL LAP TIME : 2:03.437 BEST LAP TIME : 2:03.467 DIFFERENCE : 0.030

LAP	SECTOR 1	SECTOR 2	LAP TIME	MPH	DIFF	TIME OF DAY
1 -	1:30.921	44.125	2:15.046	79.14	11.579	10:13:05.960
2 -	1:25.463	41.913	2:07.376	83.90	3.909	10:15:13.336
3 -	***1:21.837***	41.630	***2:03.467*** **(1)**	***86.56***		***10:17:16.803***
4 -	1:22.292	***41.600***	2:03.892 **(2)**	86.26	0.425	10:19:20.695
5 -	1:22.167	42.273	2:04.440 **(3)**	85.88	0.973	10:21:25.135

P30 200 C Scott HILLIARD Kawasaki - Stallion racing's coming for ya

IDEAL LAP TIME : 2:07.280 BEST LAP TIME : 2:09.804 DIFFERENCE : 2.524

LAP	SECTOR 1	SECTOR 2	LAP TIME	MPH	DIFF	TIME OF DAY
1 -	OUTLAP	46.013	2:24.872	73.77	15.068	10:16:15.587
2 -	1:27.245	***42.559***	***2:09.804*** **(1)**	***82.34***		***10:18:25.391***

P31 16 Matthew WREN Aprilia - Broken Matt

IDEAL LAP TIME : 2:12.586 BEST LAP TIME : 2:12.634 DIFFERENCE : 0.048

LAP	SECTOR 1	SECTOR 2	LAP TIME	MPH	DIFF	TIME OF DAY
1 -	1:32.865	***44.462***	2:17.327 **(3)**	77.82	4.693	10:13:09.590
2 -	1:28.827	44.636	2:13.463 **(2)**	80.08	0.829	10:15:23.053
3 -	***1:28.124***	44.510	***2:12.634*** **(1)**	***80.58***		***10:17:35.687***

Snetterton 300
Circuit Length = 2.9689 miles
Start: 10:10 Flag 10:28 End: 10:30

Weather / Track : Sunny / Dry

Reactive Parts MRO Powerbikes inc BG Products Clubman 1000

QUALIFYING - BEST SECTORS

SECTOR 1				SECTOR 2			IDEAL / BEST COMPARISON					
POS	NO	NAME	TIME	NO	NAME	TIME	POS	NO	NAME	IDEAL	BEST	DIFF
									PERFECT LAP	1:52.874		
1	99	JOHNSON	**1:15.031**	99	JOHNSON	**37.843**	1	99	JOHNSON	1:52.874	1:52.874	0.000
2	1	MORPHETT	**1:15.721**	1	MORPHETT	**38.249**	2	1	MORPHETT	1:53.970	1:53.970	0.000
3	54	HENEGHAN	**1:16.712**	54	HENEGHAN	**38.392**	3	54	HENEGHAN	1:55.104	1:55.296	0.192
4	2	BAKER	**1:16.863**	2	BAKER	**38.474**	4	2	BAKER	1:55.337	1:55.337	0.000
5	69	SETON	**1:17.041**	33	NEEVES	**38.585**	5	69	SETON	1:55.705	1:55.979	0.274
6	40	PATMORE	**1:17.311**	69	SETON	**38.664**	6	33	NEEVES	1:55.937	1:56.053	0.116
7	33	NEEVES	**1:17.352**	40	PATMORE	**38.678**	7	40	PATMORE	1:55.989	1:55.989	0.000
8	10	WILBY	**1:17.458**	10	WILBY	**38.764**	8	10	WILBY	1:56.222	1:56.397	0.175
9	62	SILVAIN	**1:17.651**	76	BYARD	**38.773**	9	76	BYARD	1:56.606	1:56.646	0.040
10	76	BYARD	**1:17.833**	62	SILVAIN	**39.149**	10	62	SILVAIN	1:56.800	1:56.895	0.095
11	27	COX	**1:18.336**	148	WILSON	**39.169**	11	27	COX	1:57.559	1:57.732	0.173
12	148	WILSON	**1:18.723**	27	COX	**39.223**	12	148	WILSON	1:57.892	1:57.892	0.000
13	154	WHISKER	**1:18.752**	154	WHISKER	**39.735**	13	154	WHISKER	1:58.487	1:58.487	0.000
14	8	COUGHLAN	**1:19.884**	55	GARNER	**39.800**	14	55	GARNER	1:59.911	1:59.911	0.000
15	55	GARNER	**1:20.111**	15	SIEMIENIUK-JUZWIUK	**39.972**	15	8	COUGHLAN	2:00.041	2:00.041	0.000
16	32	MORRIS	**1:20.243**	32	MORRIS	**40.057**	16	32	MORRIS	2:00.300	2:00.470	0.170
17	36	LYON	**1:20.349**	24	SMITH	**40.071**	17	15	SIEMIENIUK-JUZWIU	2:00.426	2:00.819	0.393
18	24	SMITH	**1:20.426**	8	COUGHLAN	**40.157**	18	24	SMITH	2:00.497	2:00.596	0.099
19	15	SIEMIENIUK-JUZWIUK	**1:20.454**	37	MORELLO	**40.244**	19	36	LYON	2:00.936	2:01.161	0.225
20	75	WOODALL	**1:20.597**	41	ABRAHAM	**40.282**	20	49	HAMMETT	2:01.057	2:01.469	0.412
21	49	HAMMETT	**1:20.682**	49	HAMMETT	**40.375**	21	41	ABRAHAM	2:01.124	2:01.124	0.000
22	7	DAVIS	**1:20.807**	34	NICHOLSON	**40.477**	22	75	WOODALL	2:01.179	2:01.497	0.318
23	41	ABRAHAM	**1:20.842**	75	WOODALL	**40.582**	23	34	NICHOLSON	2:01.387	2:01.387	0.000
24	34	NICHOLSON	**1:20.910**	36	LYON	**40.587**	24	46	GATES	2:01.637	2:01.821	0.184
25	46	GATES	**1:20.956**	46	GATES	**40.681**	25	7	DAVIS	2:01.714	2:01.761	0.047
26	37	MORELLO	**1:21.644**	7	DAVIS	**40.907**	26	37	MORELLO	2:01.888	2:01.900	0.012
27	42	HORNBY	**1:21.760**	136	BALDRY	**40.960**	27	42	HORNBY	2:02.918	2:02.989	0.071
28	25	BARTLETT	**1:21.837**	42	HORNBY	**41.158**	28	136	BALDRY	2:03.170	2:03.249	0.079
29	136	BALDRY	**1:22.210**	25	BARTLETT	**41.600**	29	25	BARTLETT	2:03.437	2:03.467	0.030
30	200	HILLIARD	**1:24.721**	200	HILLIARD	**42.559**	30	200	HILLIARD	2:07.280	2:09.804	2.524
31	16	WREN	**1:28.124**	16	WREN	**44.462**	31	16	WREN	2:12.586	2:12.634	0.048

Weather / Track : Sunny / Dry

Snetterton 300
Circuit Length = 2.9689 miles
Start: 10:10 Flag 10:28 End: 10:30

Results can be found at www.tsl-timing.com

Printed - 10:31 Saturday, 19 May 2018

Reactive Parts MRO Powerbikes inc BG Products Clubman 1000

RACE 5 - GRID (10 Laps)

ROW 11	1			32	68	Thomas EUSTACE	31	16 Matthew WREN 2:12.634
ROW 10	30	200 Scott HILLIARD 2:09.804		29	25	Louis BARTLETT 2:03.467	28	136 Joe BALDRY 2:03.249
ROW 9	27	42 Andy HORNBY 2:02.989		26	37	Aldo MORELLO 2:01.900	25	46 Simon GATES 2:01.821
ROW 8	24	7 John DAVIS 2:01.761		23	75	Peter WOODALL 2:01.497	22	49 Callum HAMMETT 2:01.469
ROW 7	21	34 Jeremy NICHOLSON 2:01.387		20	36	James LYON 2:01.161	19	41 David ABRAHAM 2:01.124
ROW 6	18	15 Mariusz SIEMIENIUK-JUZWIUK 2:00.819		17	24	Alan SMITH 2:00.596	16	32 Martin MORRIS 2:00.470
ROW 5	15	8 John COUGHLAN 2:00.041		14	55	Paul GARNER 1:59.911	13	154 Michael WHISKER 1:58.487
ROW 4	12	148 Nicky WILSON 1:57.892		11	27	Dan COX 1:57.732	10	62 Kevin SILVAIN 1:56.895
ROW 3	9	76 Jason BYARD 1:56.646		8	10	Paul WILBY 1:56.397	7	33 Michael NEEVES 1:56.053
ROW 2	6	40 Aiden PATMORE 1:55.989		5	69	Phil SETON 1:55.979	4	2 Peter BAKER 1:55.337
ROW 1	3	54 Steve HENEGHAN 1:55.296		2	1	Joe MORPHETT 1:53.970	1	99 Anthony JOHNSON 1:52.874

Pole

Snetterton 300
Circuit Length = 2.9689 miles

These results are provisional until the conclusion of any judicial and technical matters.

Clerk Of Course :		Timekeeper :

Results can be found at www.tsl-timing.com

Printed - 10:33 Saturday, 19 May 2018

Reactive Parts MRO Powerbikes inc BG Products Clubman 1000

RACE 5 - CLASSIFICATION

POS	NO	CL	PIC	NAME	ENTRY	LAPS	TIME	GAP	DIFF	MPH	BEST	ON
1	**99**		1	Anthony JOHNSON	BMW - Bexhill gearboxes	**10**	18:49.350			94.63	**1:51.851**	2
2	**1**		2	Joe MORPHETT	Yamaha - ASJ Racing	**10**	18:55.138	**5.788**	5.788	94.15	**1:51.918**	6
3	**54**		3	Steve HENEGHAN	Yamaha - ReactiveParts.com	**10**	19:12.732	**23.382**	17.594	92.71	**1:53.766**	6
4	**33**		4	Michael NEEVES	BMW - Prime Factors Racing	**10**	19:21.378	**32.028**	8.646	92.02	**1:54.462**	6
5	**2**		5	Peter BAKER	Kawasaki -	**10**	19:21.554	**32.204**	0.176	92.01	**1:54.856**	2
6	**76**		6	Jason BYARD	Suzuki - May Construction	**10**	19:29.122	**39.772**	7.568	91.41	**1:54.735**	5
7	**10**	C	1	Paul WILBY	Yamaha - MOREMOTO	**10**	19:39.749	**50.399**	10.627	90.59	**1:55.768**	4
8	**148**		7	Nicky WILSON	Ducati - Ducati Alton/carbon Conquest	**10**	19:50.697	**1:01.347**	10.948	89.76	**1:57.414**	3
9	**200**	C	2	Scott HILLIARD	Kawasaki - Stallion racing's coming for ya	**10**	20:00.205	**1:10.855**	9.508	89.05	**1:57.009**	10
10	**8**		8	John COUGHLAN	Aprilia - BIKERSWORLD	**10**	20:07.672	**1:18.322**	7.467	88.50	**1:58.946**	8
11	**24**		9	Alan SMITH	Kawasaki - Orwells Mcs	**10**	20:08.104	**1:18.754**	0.432	88.46	**1:58.955**	8
12	**41**		10	David ABRAHAM	Kawasaki - Cambridge Motorcycles	**10**	20:12.355	**1:23.005**	4.251	88.15	**1:59.822**	7
13	**36**	C	3	James LYON	Suzuki - Digitive Ltd	**10**	20:19.357	**1:30.007**	7.002	87.65	**1:59.464**	6
14	**42**		11	Andy HORNBY	Kawasaki -	**10**	20:19.929	**1:30.579**	0.572	87.61	**1:58.373**	10
15	**37**	C	4	Aldo MORELLO	Yamaha - Bitstocks & Reveal	**10**	20:20.180	**1:30.830**	0.251	87.59	**1:59.277**	7
16	**75**		12	Peter WOODALL	BMW - Core Projects Ltd	**10**	20:26.119	**1:36.769**	5.939	87.16	**2:00.204**	8
17	**46**	C	5	Simon GATES	Kawasaki - Team Kawafati	**10**	20:28.470	**1:39.120**	2.351	87.00	**2:00.718**	7
18	**49**		13	Callum HAMMETT	Kawasaki -	**10**	20:28.485	**1:39.135**	0.015	87.00	**2:00.978**	8
19	**7**	C	6	John DAVIS	Yamaha -	**10**	20:28.554	**1:39.204**	0.069	86.99	**2:00.701**	5
20	**32**		14	Martin MORRIS	Kawasaki - Morris Racing, Resolve, S.R. Hobby	**10**	20:28.914	**1:39.564**	0.360	86.97	**1:58.691**	10
21	**15***		15	Mariusz SIEMIENIUK-JUZWIUK	BMW - BELMONT AUTO SERVICE	**10**	20:29.469	**1:40.119**	0.555	86.93	**2:00.179**	9
22	**136**		16	Joe BALDRY	BMW - Chilton Motors	**10**	20:30.978	**1:41.628**	1.509	86.82	**2:00.396**	8
23	**34**	C	7	Jeremy NICHOLSON	Yamaha - Freshwater Estates	**10**	20:43.572	**1:54.222**	12.594	85.94	**2:02.187**	8

NOT CLASSIFIED

DNF	**69***			Phil SETON	Yamaha -	**8**	15:23.222	**2 Laps**	2 Laps	92.61	**1:53.983**	2
DNF	**40**	C		Aiden PATMORE	Kawasaki - SW Roofing	**5**	9:45.316	**5 Laps**	3 Laps	91.30	**1:55.385**	3
DNF	**62**	C		Kevin SILVAIN	Kawasaki - KSAUTOS	**4**	7:51.301	**6 Laps**	1 Lap	90.71	**1:55.345**	4
DNF	**27**	C		Dan COX	Yamaha - GWC Joinery LTD/ DC Paintworx	**3**	6:01.083	**7 Laps**	1 Lap	88.80	**1:57.263**	3
DNF	**55**	C		Paul GARNER	Yamaha - A51 Racing	**3**	6:14.826	**7 Laps**	13.743	85.54	**2:02.199**	2
DNF	**25**	C		Louis BARTLETT	Kawasaki -	**3**	6:23.760	**7 Laps**	8.934	83.55	**2:03.402**	3

FASTEST LAP

99		Anthony JOHNSON	BMW - Bexhill gearboxes	**2**	1:51.851	95.55 mph	153.78 kph
62	C	Kevin SILVAIN	Kawasaki - KSAUTOS	**4**	1:55.345	92.66 mph	149.12 kph

***No 15 - 10 second jump start penalty**
***No 69 - Transponder not working**
Class - 92.5% of Race Speed = 87.53 mph
Class C - 92.5% of Race Speed = 83.79 mph

Snetterton 300
Circuit Length = 2.9689 miles
Start: 12:59 Flag 13:17 End: 13:21

Weather / Track : Sunny / Dry
These results are provisional until the conclusion of any judicial and technical matters.

Clerk Of Course :		Timekeeper :

Results can be found at www.tsl-timing.com

Printed - 13:25 Saturday, 19 May 2018

Reactive Parts MRO Powerbikes inc BG Products Clubman 1000

RACE 5 - LAP CHART

LAP 1 @ 13:01:00.169

NO	BEHIND	LAP TIME
99		1:57.648
69	2.682	2:00.330
1	2.822	2:00.470
54	3.051	2:00.699
2	3.492	2:01.140
40	5.152	2:02.800
33	5.291	2:02.939
76	5.622	2:03.270
62	6.353	2:04.001
10	6.470	2:04.118
27	8.249	2:05.897
148	8.962	2:06.610
8	10.616	2:08.264
24	11.150	2:08.798
41	11.709	2:09.357
55	12.055	2:09.703
49	13.692	2:11.340
15	13.748	2:11.396
46	14.307	2:11.955
7	14.830	2:12.478
36	14.940	2:12.588
37	14.944	2:12.592
75	15.223	2:12.871
200	15.476	2:13.124
42	16.403	2:14.051
32	17.607	2:15.255
34	17.615	2:15.263
25	17.944	2:15.592
136	18.569	2:16.217

LAP 2 @ 13:02:52.020

NO	BEHIND	LAP TIME
99		1:51.851
1	4.438	1:53.467
69	4.814	1:53.983
54	6.120	1:54.920
2	6.497	1:54.856
40	9.268	1:55.967
33	9.298	1:55.858
76	9.860	1:56.089
62	10.527	1:56.025
10	11.554	1:56.935
27	14.321	1:57.923
148	14.853	1:57.742
8	18.668	1:59.903
24	19.963	2:00.664
41	20.561	2:00.703
55	22.403	2:02.199
15	23.350	2:01.453
49	24.404	2:02.563
46	24.790	2:02.334
37	24.813	2:01.720
36	25.114	2:02.025
200	25.343	2:01.718
7	25.936	2:02.957
75	26.182	2:02.810
42	26.759	2:02.207
32	27.971	2:02.215
136	29.627	2:02.909
34	29.635	2:03.871
25	30.859	2:04.766

LAP 3 @ 13:04:44.369

NO	BEHIND	LAP TIME
99		1:52.349
1	4.628	1:52.539
69	6.861	1:54.396
54	8.813	1:55.042
2	9.493	1:55.345
40	12.304	1:55.385
33	12.374	1:55.425
76	13.847	1:56.336
62	14.108	1:55.930
10	15.063	1:55.858
27	19.235	1:57.263
148	19.918	1:57.414
8	26.768	2:00.449
24	28.051	2:00.437
41	28.279	2:00.067
15	32.283	2:01.282
55	32.978	2:02.924
49	33.819	2:01.764
36	33.846	2:01.081
200	34.022	2:01.028
46	34.976	2:02.535
37	34.983	2:02.519
75	35.531	2:01.698
7	35.981	2:02.394
42	36.262	2:01.852
32	36.608	2:00.986
136	39.806	2:02.528
34	41.212	2:03.926
25	41.912	2:03.402

LAP 4 @ 13:06:36.728

NO	BEHIND	LAP TIME
99		1:52.359
1	5.149	1:52.880
69	8.700	1:54.198
54	11.274	1:54.820
2	12.330	1:55.196
33	15.119	1:55.104
40	15.460	1:55.515
76	16.470	1:54.982
62	17.094	1:55.345
10	18.472	1:55.768
148	25.643	1:58.084
8	34.323	1:59.914
24	35.964	2:00.272
41	36.757	2:00.837
15	41.767	2:01.843
200	41.791	2:00.128
49	44.495	2:03.035
36	44.529	2:03.042
37	45.113	2:02.489
7	46.079	2:02.457
46	46.629	2:04.012
42	46.749	2:02.846
75	47.076	2:03.904
136	49.451	2:02.004
34	52.722	2:03.869
32	54.706	2:10.457

LAP 5 @ 13:08:29.069

NO	BEHIND	LAP TIME
99		1:52.341
1	4.977	1:52.169
69	11.689	1:55.330
54	13.399	1:54.466
2	15.960	1:55.971
33	17.758	1:54.980
40	18.768	1:55.649
76	18.864	1:54.735
10	23.278	1:57.147
148	31.741	1:58.439
8	41.866	1:59.884
24	43.689	2:00.066
41	44.415	1:59.999
200	46.622	1:57.172
15	50.425	2:00.999
36	52.010	1:59.822
37	53.159	2:00.387
49	54.381	2:02.227
7	54.439	2:00.701
42	54.697	2:00.289
75	55.206	2:00.471
46	56.053	2:01.765
136	58.918	2:01.808
34	1:03.438	2:03.057
32	1:03.521	2:01.156

LAP 6 @ 13:10:21.499

NO	BEHIND	LAP TIME
99		1:52.430
1	4.465	1:51.918
69	14.137	1:54.878
54	14.735	1:53.766
2	18.930	1:55.400
33	19.790	1:54.462
76	21.943	1:55.509
10	28.671	1:57.823
148	37.202	1:57.891
8	50.640	2:01.204
24	51.379	2:00.120
200	51.671	1:57.479
41	52.248	2:00.263
15	58.558	2:00.563
36	59.044	1:59.464
37	1:00.186	1:59.457
7	1:03.112	2:01.103
42	1:03.295	2:01.028
49	1:04.103	2:02.152
75	1:04.145	2:01.369
46	1:04.949	2:01.326
136	1:07.744	2:01.256
32	1:12.513	2:01.422
34	1:14.209	2:03.201

LAP 7 @ 13:12:14.288

NO	BEHIND	LAP TIME
99		1:52.789
1	4.612	1:52.936
69	16.031	1:54.683
54	16.363	1:54.417
33	21.866	1:54.865
2	22.040	1:55.899
76	24.526	1:55.372
10	33.328	1:57.446
148	43.310	1:58.897
200	56.899	1:58.017
8	57.713	1:59.862
24	58.179	1:59.589
41	59.281	1:59.822
36	1:06.135	1:59.880
15	1:06.567	2:00.798
37	1:06.674	1:59.277
42	1:10.512	2:00.006
7	1:11.817	2:01.494
75	1:12.038	2:00.682
46	1:12.878	2:00.718
49	1:13.530	2:02.216
136	1:15.455	2:00.500
32	1:19.612	1:59.888
34	1:24.161	2:02.741

LAP 8 @ 13:14:06.520

NO	BEHIND	LAP TIME
99		1:52.232
1	4.656	1:52.276
54	18.125	1:53.994
69	19.223	1:55.424
33	24.792	1:55.158
2	25.778	1:55.970
76	27.933	1:55.639
10	39.134	1:58.038
148	49.617	1:58.539
200	1:02.064	1:57.397
8	1:04.427	1:58.946
24	1:04.902	1:58.955
41	1:07.243	2:00.194
36	1:14.138	2:00.235
37	1:14.719	2:00.277
15	1:14.885	2:00.550
42	1:17.827	1:59.547
75	1:20.010	2:00.204
7	1:20.888	2:01.303
46	1:21.490	2:00.844
49	1:22.276	2:00.978
136	1:23.619	2:00.396
32	1:26.906	1:59.526
34	1:34.116	2:02.187

LAP 9 @ 13:15:59.178

NO	BEHIND	LAP TIME
99		1:52.658
1	4.481	1:52.483
54	20.392	1:54.925
33	27.904	1:55.770
2	28.863	1:55.743
76	33.221	1:57.946
10	44.532	1:58.056
148	55.825	1:58.866
200	1:06.539	1:57.133
24	1:11.495	1:59.251
8	1:11.508	1:59.739
41	1:15.124	2:00.539
36	1:22.197	2:00.717
15	1:22.406	2:00.179
37	1:23.445	2:01.384
42	1:24.899	1:59.730
75	1:28.365	2:01.013
7	1:29.627	2:01.397
46	1:29.937	2:01.105
49	1:30.649	2:01.031
136	1:32.043	2:01.082
32	1:33.566	1:59.318
34	1:44.118	2:02.660

LAP 10 @ 13:17:51.871

NO	BEHIND	LAP TIME
99		1:52.693
1	5.788	1:54.000
54	23.382	1:55.683
33	32.028	1:56.817
2	32.204	1:56.034
76	39.772	1:59.244
10	50.399	1:58.560
148	1:01.347	1:58.215
200	1:10.855	1:57.009
8	1:18.322	1:59.507
24	1:18.754	1:59.952
41	1:23.005	2:00.574
36	1:30.007	2:00.503
15	1:30.119	2:00.406
42	1:30.579	1:58.373
37	1:30.830	2:00.078
75	1:36.769	2:01.097
46	1:39.120	2:01.876
49	1:39.135	2:01.179
7	1:39.204	2:02.270
32	1:39.564	1:58.691
136	1:41.628	2:02.278
34	1:54.222	2:02.797

Snetterton 300
Circuit Length = 2.9689 miles
Start: 12:59 Flag 13:17 End: 13:21

Weather / Track : Sunny / Dry

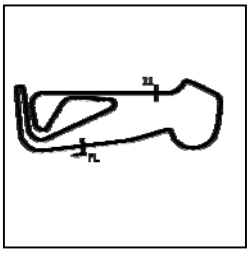

Reactive Parts MRO Powerbikes inc BG Products Clubman 1000

RACE 5 - SECTOR ANALYSIS

SECTOR 1 = FL to I1, SECTOR 2 = I1 to FL, DIFF = Difference To Personal Best Lap, P = Crossed Finish Line in Pit Lane, D = Time Disallowed

P1 99 Anthony JOHNSON BMW - Bexhill gearboxes

IDEAL LAP TIME : 1:51.811 BEST LAP TIME : 1:51.851 DIFFERENCE : 0.040

LAP	SECTOR 1	SECTOR 2	LAP TIME	MPH	DIFF	TIME OF DAY
1 -		37.432	1:57.648	90.84	5.797	13:01:00.169
2 -	***1:14.460***	37.391	***1:51.851 (1)***	***95.55***		***13:02:52.020***
3 -	1:14.876	37.473	1:52.349	95.13	0.498	13:04:44.369
4 -	1:15.008	***37.351***	1:52.359	95.12	0.508	13:06:36.728
5 -	1:14.638	37.703	1:52.341 (3)	95.13	0.490	13:08:29.069
6 -	1:14.960	37.470	1:52.430	95.06	0.579	13:10:21.499
7 -	1:15.080	37.709	1:52.789	94.76	0.938	13:12:14.288
8 -	1:14.654	37.578	1:52.232 (2)	95.23	0.381	13:14:06.520
9 -	1:15.117	37.541	1:52.658	94.87	0.807	13:15:59.178
10 -	1:14.968	37.725	1:52.693	94.84	0.842	13:17:51.871

P2 1 Joe MORPHETT Yamaha - ASJ Racing

IDEAL LAP TIME : 1:51.918 BEST LAP TIME : 1:51.918 DIFFERENCE : 0.000

LAP	SECTOR 1	SECTOR 2	LAP TIME	MPH	DIFF	TIME OF DAY
1 -		37.827	2:00.470	88.71	8.552	13:01:02.991
2 -	1:15.679	37.788	1:53.467	94.19	1.549	13:02:56.458
3 -	1:14.734	37.805	1:52.539	94.97	0.621	13:04:48.997
4 -	1:15.143	37.737	1:52.880	94.68	0.962	13:06:41.877
5 -	1:14.671	37.498	1:52.169 (2)	95.28	0.251	13:08:34.046
6 -	***1:14.629***	***37.289***	***1:51.918 (1)***	***95.49***		***13:10:25.964***
7 -	1:15.212	37.724	1:52.936	94.63	1.018	13:12:18.900
8 -	1:14.639	37.637	1:52.276 (3)	95.19	0.358	13:14:11.176
9 -	1:14.829	37.654	1:52.483	95.01	0.565	13:16:03.659
10 -	1:15.683	38.317	1:54.000	93.75	2.082	13:17:57.659

P3 54 Steve HENEGHAN Yamaha - ReactiveParts.com

IDEAL LAP TIME : 1:53.765 BEST LAP TIME : 1:53.766 DIFFERENCE : 0.001

LAP	SECTOR 1	SECTOR 2	LAP TIME	MPH	DIFF	TIME OF DAY
1 -		38.083	2:00.699	88.55	6.933	13:01:03.220
2 -	1:16.480	38.440	1:54.920	93.00	1.154	13:02:58.140
3 -	1:17.041	***38.001***	1:55.042	92.90	1.276	13:04:53.182
4 -	1:16.646	38.174	1:54.820	93.08	1.054	13:06:48.002
5 -	1:16.170	38.296	1:54.466	93.37	0.700	13:08:42.468
6 -	***1:15.764***	38.002	***1:53.766 (1)***	***93.94***		***13:10:36.234***
7 -	1:16.029	38.388	1:54.417 (3)	93.41	0.651	13:12:30.651
8 -	1:15.940	38.054	1:53.994 (2)	93.76	0.228	13:14:24.645
9 -	1:16.422	38.503	1:54.925	93.00	1.159	13:16:19.570
10 -	1:17.234	38.449	1:55.683	92.39	1.917	13:18:15.253

P4 33 Michael NEEVES BMW - Prime Factors Racing

IDEAL LAP TIME : 1:54.462 BEST LAP TIME : 1:54.462 DIFFERENCE : 0.000

LAP	SECTOR 1	SECTOR 2	LAP TIME	MPH	DIFF	TIME OF DAY
1 -		38.671	2:02.939	86.93	8.477	13:01:05.460
2 -	1:17.308	38.550	1:55.858	92.25	1.396	13:03:01.318
3 -	1:17.067	38.358	1:55.425	92.59	0.963	13:04:56.743
4 -	1:16.914	38.190	1:55.104	92.85	0.642	13:06:51.847
5 -	1:16.775	38.205	1:54.980 (3)	92.95	0.518	13:08:46.827
6 -	***1:16.429***	***38.033***	***1:54.462 (1)***	***93.37***		***13:10:41.289***
7 -	1:16.669	38.196	1:54.865 (2)	93.04	0.403	13:12:36.154
8 -	1:16.885	38.273	1:55.158	92.81	0.696	13:14:31.312
9 -	1:16.703	39.067	1:55.770	92.32	1.308	13:16:27.082
10 -	1:17.727	39.090	1:56.817	91.49	2.355	13:18:23.899

P5 2 Peter BAKER Kawasaki -

IDEAL LAP TIME : 1:54.179 BEST LAP TIME : 1:54.856 DIFFERENCE : 0.677

LAP	SECTOR 1	SECTOR 2	LAP TIME	MPH	DIFF	TIME OF DAY

Weather / Track : Sunny / Dry

Snetterton 300
Circuit Length = 2.9689 miles
Start: 12:59 Flag 13:17 End: 13:21

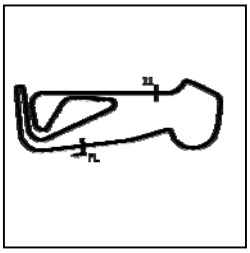

Reactive Parts MRO Powerbikes inc BG Products Clubman 1000

RACE 5 - SECTOR ANALYSIS

SECTOR 1 = FL to I1, SECTOR 2 = I1 to FL, DIFF = Difference To Personal Best Lap, P = Crossed Finish Line in Pit Lane, D = Time Disallowed

1 -		***37.666***	2:01.140		88.22	6.284	13:01:03.661
2 -	***1:16.513***	38.343	***1:54.856***	**(1)**	***93.05***		***13:02:58.517***
3 -	1:16.829	38.516	1:55.345	**(3)**	92.66	0.489	13:04:53.862
4 -	1:16.526	38.670	1:55.196	**(2)**	92.78	0.340	13:06:49.058
5 -	1:17.076	38.895	1:55.971		92.16	1.115	13:08:45.029
6 -	1:16.767	38.633	1:55.400		92.61	0.544	13:10:40.429
7 -	1:17.114	38.785	1:55.899		92.21	1.043	13:12:36.328
8 -	1:17.525	38.445	1:55.970		92.16	1.114	13:14:32.298
9 -	1:16.777	38.966	1:55.743		92.34	0.887	13:16:28.041
10 -	1:17.073	38.961	1:56.034		92.11	1.178	13:18:24.075

P6 76 Jason BYARD Suzuki - May Construction

IDEAL LAP TIME : 1:54.735 BEST LAP TIME : 1:54.735 DIFFERENCE : 0.000

LAP	SECTOR 1	SECTOR 2	LAP TIME		MPH	DIFF	TIME OF DAY
1 -		38.439	2:03.270		86.70	8.535	13:01:05.791
2 -	1:17.194	38.895	1:56.089		92.06	1.354	13:03:01.880
3 -	1:17.813	38.523	1:56.336		91.87	1.601	13:04:58.216
4 -	1:16.628	38.354	1:54.982	**(2)**	92.95	0.247	13:06:53.198
5 -	***1:16.552***	***38.183***	***1:54.735***	**(1)**	***93.15***		***13:08:47.933***
6 -	1:17.290	38.219	1:55.509		92.53	0.774	13:10:43.442
7 -	1:16.893	38.479	1:55.372	**(3)**	92.64	0.637	13:12:38.814
8 -	1:17.027	38.612	1:55.639		92.42	0.904	13:14:34.453
9 -	1:18.644	39.302	1:57.946		90.61	3.211	13:16:32.399
10 -	1:19.549	39.695	1:59.244		89.63	4.509	13:18:31.643

P7 10 C Paul WILBY Yamaha - MOREMOTO

IDEAL LAP TIME : 1:55.768 BEST LAP TIME : 1:55.768 DIFFERENCE : 0.000

LAP	SECTOR 1	SECTOR 2	LAP TIME		MPH	DIFF	TIME OF DAY
1 -		39.159	2:04.118		86.11	8.350	13:01:06.639
2 -	1:17.918	39.017	1:56.935	**(3)**	91.40	1.167	13:03:03.574
3 -	1:16.956	38.902	1:55.858	**(2)**	92.25	0.090	13:04:59.432
4 -	***1:16.871***	***38.897***	***1:55.768***	**(1)**	***92.32***		***13:06:55.200***
5 -	1:17.751	39.396	1:57.147		91.23	1.379	13:08:52.347
6 -	1:18.292	39.531	1:57.823		90.71	2.055	13:10:50.170
7 -	1:17.909	39.537	1:57.446		91.00	1.678	13:12:47.616
8 -	1:18.612	39.426	1:58.038		90.54	2.270	13:14:45.654
9 -	1:18.524	39.532	1:58.056		90.53	2.288	13:16:43.710
10 -	1:18.806	39.754	1:58.560		90.14	2.792	13:18:42.270

P8 148 Nicky WILSON Ducati - Ducati Alton/carbon Conquest

IDEAL LAP TIME : 1:57.400 BEST LAP TIME : 1:57.414 DIFFERENCE : 0.014

LAP	SECTOR 1	SECTOR 2	LAP TIME		MPH	DIFF	TIME OF DAY
1 -		39.310	2:06.610		84.41	9.196	13:01:09.131
2 -	***1:18.504***	39.238	1:57.742	**(2)**	90.77	0.328	13:03:06.873
3 -	1:18.518	***38.896***	***1:57.414***	**(1)**	***91.02***		***13:05:04.287***
4 -	1:18.763	39.321	1:58.084		90.51	0.670	13:07:02.371
5 -	1:19.080	39.359	1:58.439		90.24	1.025	13:09:00.810
6 -	1:18.775	39.116	1:57.891	**(3)**	90.66	0.477	13:10:58.701
7 -	1:19.188	39.709	1:58.897		89.89	1.483	13:12:57.598
8 -	1:19.117	39.422	1:58.539		90.16	1.125	13:14:56.137
9 -	1:19.332	39.534	1:58.866		89.91	1.452	13:16:55.003
10 -	1:18.950	39.265	1:58.215		90.41	0.801	13:18:53.218

P9 200 C Scott HILLIARD Kawasaki - Stallion racing's coming for ya

IDEAL LAP TIME : 1:56.672 BEST LAP TIME : 1:57.009 DIFFERENCE : 0.337

LAP	SECTOR 1	SECTOR 2	LAP TIME		MPH	DIFF	TIME OF DAY
1 -		40.572	2:13.124		80.28	16.115	13:01:15.645
2 -	1:21.111	40.607	2:01.718		87.81	4.709	13:03:17.363
3 -	1:20.996	40.032	2:01.028		88.31	4.019	13:05:18.391
4 -	1:20.423	39.705	2:00.128		88.97	3.119	13:07:18.519

Snetterton 300
Circuit Length = 2.9689 miles
Start: 12:59 Flag 13:17 End: 13:21

Weather / Track : Sunny / Dry

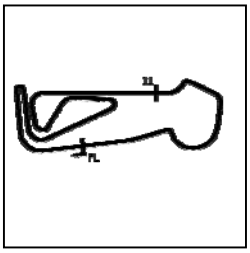

Reactive Parts MRO Powerbikes inc BG Products Clubman 1000

RACE 5 - SECTOR ANALYSIS

SECTOR 1 = FL to I1, SECTOR 2 = I1 to FL, DIFF = Difference To Personal Best Lap, P = Crossed Finish Line in Pit Lane, D = Time Disallowed

5 -	1:18.336	***38.836***	1:57.172	**(3)**	91.21	0.163	13:09:15.691
6 -	***1:17.836***	39.643	1:57.479		90.97	0.470	13:11:13.170
7 -	1:18.891	39.126	1:58.017		90.56	1.008	13:13:11.187
8 -	1:18.249	39.148	1:57.397		91.04	0.388	13:15:08.584
9 -	1:18.226	38.907	1:57.133	**(2)**	91.24	0.124	13:17:05.717
10 -	1:18.010	38.999	***1:57.009***	**(1)**	***91.34***		***13:19:02.726***

P10 8 John COUGHLAN Aprilia - BIKERSWORLD

IDEAL LAP TIME : 1:58.946 BEST LAP TIME : 1:58.946 DIFFERENCE : 0.000

LAP	SECTOR 1	SECTOR 2	LAP TIME		MPH	DIFF	TIME OF DAY
1 -		40.254	2:08.264		83.32	9.318	13:01:10.785
2 -	1:19.892	40.011	1:59.903		89.13	0.957	13:03:10.688
3 -	1:20.182	40.267	2:00.449		88.73	1.503	13:05:11.137
4 -	1:19.761	40.153	1:59.914		89.13	0.968	13:07:11.051
5 -	1:19.904	39.980	1:59.884		89.15	0.938	13:09:10.935
6 -	1:21.062	40.142	2:01.204		88.18	2.258	13:11:12.139
7 -	1:19.888	39.974	1:59.862		89.16	0.916	13:13:12.001
8 -	***1:19.057***	***39.889***	***1:58.946***	**(1)**	***89.85***		***13:15:10.947***
9 -	1:19.291	40.448	1:59.739	**(3)**	89.26	0.793	13:17:10.686
10 -	1:19.451	40.056	1:59.507	**(2)**	89.43	0.561	13:19:10.193

P11 24 Alan SMITH Kawasaki - Orwells Mcs

IDEAL LAP TIME : 1:58.812 BEST LAP TIME : 1:58.955 DIFFERENCE : 0.143

LAP	SECTOR 1	SECTOR 2	LAP TIME		MPH	DIFF	TIME OF DAY
1 -		40.602	2:08.798		82.98	9.843	13:01:11.319
2 -	1:19.911	40.753	2:00.664		88.57	1.709	13:03:11.983
3 -	1:20.163	40.274	2:00.437		88.74	1.482	13:05:12.420
4 -	1:20.096	40.176	2:00.272		88.86	1.317	13:07:12.692
5 -	1:19.822	40.244	2:00.066		89.01	1.111	13:09:12.758
6 -	1:19.819	40.301	2:00.120		88.97	1.165	13:11:12.878
7 -	1:19.536	40.053	1:59.589	**(3)**	89.37	0.634	13:13:12.467
8 -	***1:18.786***	40.169	***1:58.955***	**(1)**	***89.84***		***13:15:11.422***
9 -	1:18.834	40.417	1:59.251	**(2)**	89.62	0.296	13:17:10.673
10 -	1:19.926	***40.026***	1:59.952		89.10	0.997	13:19:10.625

P12 41 David ABRAHAM Kawasaki - Cambridge Motorcycles

IDEAL LAP TIME : 1:59.559 BEST LAP TIME : 1:59.822 DIFFERENCE : 0.263

LAP	SECTOR 1	SECTOR 2	LAP TIME		MPH	DIFF	TIME OF DAY
1 -		40.464	2:09.357		82.62	9.535	13:01:11.878
2 -	1:20.348	40.355	2:00.703		88.54	0.881	13:03:12.581
3 -	1:19.787	40.280	2:00.067	**(3)**	89.01	0.245	13:05:12.648
4 -	1:20.680	40.157	2:00.837		88.45	1.015	13:07:13.485
5 -	1:20.072	***39.927***	1:59.999	**(2)**	89.06	0.177	13:09:13.484
6 -	1:19.932	40.331	2:00.263		88.87	0.441	13:11:13.747
7 -	***1:19.632***	40.190	***1:59.822***	**(1)**	***89.19***		***13:13:13.569***
8 -	1:19.886	40.308	2:00.194		88.92	0.372	13:15:13.763
9 -	1:20.374	40.165	2:00.539		88.66	0.717	13:17:14.302
10 -	1:20.189	40.385	2:00.574		88.64	0.752	13:19:14.876

P13 36 C James LYON Suzuki - Digitive Ltd

IDEAL LAP TIME : 1:59.458 BEST LAP TIME : 1:59.464 DIFFERENCE : 0.006

LAP	SECTOR 1	SECTOR 2	LAP TIME		MPH	DIFF	TIME OF DAY
1 -		40.953	2:12.588		80.61	13.124	13:01:15.109
2 -	1:21.297	40.728	2:02.025		87.58	2.561	13:03:17.134
3 -	1:20.894	40.187	2:01.081		88.27	1.617	13:05:18.215
4 -	1:22.569	40.473	2:03.042		86.86	3.578	13:07:21.257
5 -	1:19.709	***40.113***	1:59.822	**(2)**	89.19	0.358	13:09:21.079
6 -	***1:19.345***	40.119	***1:59.464***	**(1)**	***89.46***		***13:11:20.543***
7 -	1:19.396	40.484	1:59.880	**(3)**	89.15	0.416	13:13:20.423
8 -	1:19.736	40.499	2:00.235		88.89	0.771	13:15:20.658

Snetterton 300
Circuit Length = 2.9689 miles
Start: 12:59 Flag 13:17 End: 13:21

Weather / Track : Sunny / Dry

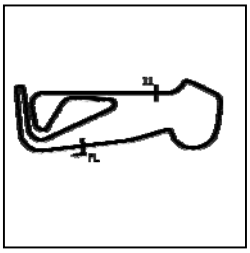

Reactive Parts MRO Powerbikes inc BG Products Clubman 1000

RACE 5 - SECTOR ANALYSIS

SECTOR 1 = FL to I1, SECTOR 2 = I1 to FL, DIFF = Difference To Personal Best Lap, P = Crossed Finish Line in Pit Lane, D = Time Disallowed

9 -	1:20.065	40.652	2:00.717	88.53	1.253	13:17:21.375
10 -	1:20.216	40.287	2:00.503	88.69	1.039	13:19:21.878

P14 42 Andy HORNBY Kawasaki -

IDEAL LAP TIME : 1:58.284 BEST LAP TIME : 1:58.373 DIFFERENCE : 0.089

LAP	SECTOR 1	SECTOR 2	LAP TIME	MPH	DIFF	TIME OF DAY
1 -		41.230	2:14.051	79.73	15.678	13:01:16.572
2 -	1:21.637	40.570	2:02.207	87.45	3.834	13:03:18.779
3 -	1:21.204	40.648	2:01.852	87.71	3.479	13:05:20.631
4 -	1:21.375	41.471	2:02.846	87.00	4.473	13:07:23.477
5 -	1:19.745	40.544	2:00.289	88.85	1.916	13:09:23.766
6 -	1:20.493	40.535	2:01.028	88.31	2.655	13:11:24.794
7 -	1:20.141	39.865	2:00.006	89.06	1.633	13:13:24.800
8 -	1:19.823	***39.724***	1:59.547 **(2)**	89.40	1.174	13:15:24.347
9 -	1:19.955	39.775	1:59.730 **(3)**	89.26	1.357	13:17:24.077
10 -	***1:18.560***	39.813	***1:58.373*** **(1)**	***90.29***		***13:19:22.450***

P15 37 C Aldo MORELLO Yamaha - Bitstocks & Reveal

IDEAL LAP TIME : 1:59.214 BEST LAP TIME : 1:59.277 DIFFERENCE : 0.063

LAP	SECTOR 1	SECTOR 2	LAP TIME	MPH	DIFF	TIME OF DAY
1 -		41.148	2:12.592	80.60	13.315	13:01:15.113
2 -	1:21.082	40.638	2:01.720	87.80	2.443	13:03:16.833
3 -	1:21.562	40.957	2:02.519	87.23	3.242	13:05:19.352
4 -	1:21.858	40.631	2:02.489	87.25	3.212	13:07:21.841
5 -	1:20.573	39.814	2:00.387	88.78	1.110	13:09:22.228
6 -	1:19.952	***39.505***	1:59.457 **(2)**	89.47	0.180	13:11:21.685
7 -	***1:19.709***	39.568	***1:59.277*** **(1)**	***89.60***		***13:13:20.962***
8 -	1:20.306	39.971	2:00.277	88.86	1.000	13:15:21.239
9 -	1:21.528	39.856	2:01.384	88.05	2.107	13:17:22.623
10 -	1:20.027	40.051	2:00.078 **(3)**	89.00	0.801	13:19:22.701

P16 75 Peter WOODALL BMW - Core Projects Ltd

IDEAL LAP TIME : 2:00.033 BEST LAP TIME : 2:00.204 DIFFERENCE : 0.171

LAP	SECTOR 1	SECTOR 2	LAP TIME	MPH	DIFF	TIME OF DAY
1 -		40.994	2:12.871	80.43	12.667	13:01:15.392
2 -	1:21.970	40.840	2:02.810	87.02	2.606	13:03:18.202
3 -	1:21.075	40.623	2:01.698	87.82	1.494	13:05:19.900
4 -	1:22.122	41.782	2:03.904	86.26	3.700	13:07:23.804
5 -	***1:19.981***	40.490	2:00.471 **(2)**	88.71	0.267	13:09:24.275
6 -	1:20.421	40.948	2:01.369	88.06	1.165	13:11:25.644
7 -	1:20.630	***40.052***	2:00.682 **(3)**	88.56	0.478	13:13:26.326
8 -	1:20.055	40.149	***2:00.204*** **(1)**	***88.91***		***13:15:26.530***
9 -	1:20.411	40.602	2:01.013	88.32	0.809	13:17:27.543
10 -	1:20.406	40.691	2:01.097	88.26	0.893	13:19:28.640

P17 46 C Simon GATES Kawasaki - Team Kawafati

IDEAL LAP TIME : 2:00.488 BEST LAP TIME : 2:00.718 DIFFERENCE : 0.230

LAP	SECTOR 1	SECTOR 2	LAP TIME	MPH	DIFF	TIME OF DAY
1 -		41.272	2:11.955	80.99	11.237	13:01:14.476
2 -	1:21.584	40.750	2:02.334	87.36	1.616	13:03:16.810
3 -	1:21.234	41.301	2:02.535	87.22	1.817	13:05:19.345
4 -	1:22.172	41.840	2:04.012	86.18	3.294	13:07:23.357
5 -	1:21.171	40.594	2:01.765	87.77	1.047	13:09:25.122
6 -	1:20.701	40.625	2:01.326	88.09	0.608	13:11:26.448
7 -	***1:20.460***	40.258	***2:00.718*** **(1)**	***88.53***		***13:13:27.166***
8 -	1:20.816	***40.028***	2:00.844 **(2)**	88.44	0.126	13:15:28.010
9 -	1:20.681	40.424	2:01.105 **(3)**	88.25	0.387	13:17:29.115
10 -	1:21.085	40.791	2:01.876	87.69	1.158	13:19:30.991

Snetterton 300
Circuit Length = 2.9689 miles
Start: 12:59 Flag 13:17 End: 13:21

Weather / Track : Sunny / Dry

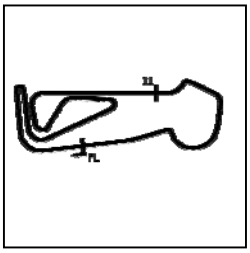

Reactive Parts MRO Powerbikes inc BG Products Clubman 1000

RACE 5 - SECTOR ANALYSIS

SECTOR 1 = FL to I1, SECTOR 2 = I1 to FL, DIFF = Difference To Personal Best Lap, P = Crossed Finish Line in Pit Lane, D = Time Disallowed

P18 49 Callum HAMMETT Kawasaki -

IDEAL LAP TIME : 2:00.576 BEST LAP TIME : 2:00.978 DIFFERENCE : 0.402

LAP	SECTOR 1	SECTOR 2	LAP TIME	MPH	DIFF	TIME OF DAY
1 -		40.928	2:11.340	81.37	10.362	13:01:13.861
2 -	1:21.434	41.129	2:02.563	87.20	1.585	13:03:16.424
3 -	1:20.997	40.767	2:01.764	87.77	0.786	13:05:18.188
4 -	1:22.525	40.510	2:03.035	86.87	2.057	13:07:21.223
5 -	1:21.580	40.647	2:02.227	87.44	1.249	13:09:23.450
6 -	1:21.092	41.060	2:02.152	87.49	1.174	13:11:25.602
7 -	1:21.332	40.884	2:02.216	87.45	1.238	13:13:27.818
8 -	1:20.411	40.567	***2:00.978*** **(1)**	***88.34***		***13:15:28.796***
9 -	1:20.616	***40.415***	2:01.031 **(2)**	88.30	0.053	13:17:29.827
10 -	***1:20.161***	41.018	2:01.179 **(3)**	88.20	0.201	13:19:31.006

P19 7 C John DAVIS Yamaha -

IDEAL LAP TIME : 2:00.525 BEST LAP TIME : 2:00.701 DIFFERENCE : 0.176

LAP	SECTOR 1	SECTOR 2	LAP TIME	MPH	DIFF	TIME OF DAY
1 -		41.329	2:12.478	80.67	11.777	13:01:14.999
2 -	1:21.705	41.252	2:02.957	86.92	2.256	13:03:17.956
3 -	1:21.446	40.948	2:02.394	87.32	1.693	13:05:20.350
4 -	1:21.493	40.964	2:02.457	87.28	1.756	13:07:22.807
5 -	***1:20.143***	40.558	***2:00.701*** **(1)**	***88.55***		***13:09:23.508***
6 -	1:20.664	40.439	2:01.103 **(2)**	88.25	0.402	13:11:24.611
7 -	1:20.822	40.672	2:01.494	87.97	0.793	13:13:26.105
8 -	1:20.921	***40.382***	2:01.303 **(3)**	88.11	0.602	13:15:27.408
9 -	1:20.886	40.511	2:01.397	88.04	0.696	13:17:28.805
10 -	1:21.027	41.243	2:02.270	87.41	1.569	13:19:31.075

P20 32 Martin MORRIS Kawasaki - Morris Racing, Resolve, S.R. Hobby

IDEAL LAP TIME : 1:58.691 BEST LAP TIME : 1:58.691 DIFFERENCE : 0.000

LAP	SECTOR 1	SECTOR 2	LAP TIME	MPH	DIFF	TIME OF DAY
1 -		41.609	2:15.255	79.02	16.564	13:01:17.776
2 -	1:20.556	41.659	2:02.215	87.45	3.524	13:03:19.991
3 -	1:19.877	41.109	2:00.986	88.34	2.295	13:05:20.977
4 -	1:21.166	49.291	2:10.457	81.92	11.766	13:07:31.434
5 -	1:20.330	40.826	2:01.156	88.21	2.465	13:09:32.590
6 -	1:21.051	40.371	2:01.422	88.02	2.731	13:11:34.012
7 -	1:20.270	39.618	1:59.888	89.15	1.197	13:13:33.900
8 -	1:19.761	39.765	1:59.526 **(3)**	89.42	0.835	13:15:33.426
9 -	1:19.728	39.590	1:59.318 **(2)**	89.57	0.627	13:17:32.744
10 -	***1:19.239***	***39.452***	***1:58.691*** **(1)**	***90.04***		***13:19:31.435***

P21 15 Mariusz SIEMIENIUK-JUZWIUK BMW - BELMONT AUTO SERVICE

IDEAL LAP TIME : 1:59.899 BEST LAP TIME : 2:00.179 DIFFERENCE : 0.280

LAP	SECTOR 1	SECTOR 2	LAP TIME	MPH	DIFF	TIME OF DAY
1 -		40.858	2:11.396	81.34	11.217	13:01:13.917
2 -	1:21.217	40.236	2:01.453	88.00	1.274	13:03:15.370
3 -	1:21.035	40.247	2:01.282	88.12	1.103	13:05:16.652
4 -	1:21.369	40.474	2:01.843	87.72	1.664	13:07:18.495
5 -	1:20.872	40.127	2:00.999	88.33	0.820	13:09:19.494
6 -	1:20.529	40.034	2:00.563	88.65	0.384	13:11:20.057
7 -	1:20.611	40.187	2:00.798	88.47	0.619	13:13:20.855
8 -	1:20.854	39.696	2:00.550 **(3)**	88.66	0.371	13:15:21.405
9 -	1:20.578	***39.601***	***2:00.179*** **(1)**	***88.93***		***13:17:21.584***
10 -	***1:20.298***	40.108	2:00.406 **(2)**	88.76	0.227	13:19:21.990

P22 136 Joe BALDRY BMW - Chilton Motors

IDEAL LAP TIME : 2:00.191 BEST LAP TIME : 2:00.396 DIFFERENCE : 0.205

LAP	SECTOR 1	SECTOR 2	LAP TIME	MPH	DIFF	TIME OF DAY

Weather / Track : Sunny / Dry

Snetterton 300
Circuit Length = 2.9689 miles
Start: 12:59 Flag 13:17 End: 13:21

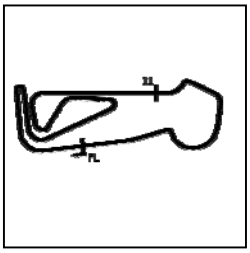

Reactive Parts MRO Powerbikes inc BG Products Clubman 1000

RACE 5 - SECTOR ANALYSIS

SECTOR 1 = FL to I1, SECTOR 2 = I1 to FL, DIFF = Difference To Personal Best Lap, P = Crossed Finish Line in Pit Lane, D = Time Disallowed

1 -		42.509	2:16.217		78.46	15.821	13:01:18.738
2 -	1:22.024	40.885	2:02.909		86.95	2.513	13:03:21.647
3 -	1:21.558	40.970	2:02.528		87.22	2.132	13:05:24.175
4 -	1:21.385	40.619	2:02.004		87.60	1.608	13:07:26.179
5 -	1:21.079	40.729	2:01.808		87.74	1.412	13:09:27.987
6 -	1:20.601	40.655	2:01.256		88.14	0.860	13:11:29.243
7 -	***1:19.878***	40.622	2:00.500	**(2)**	88.69	0.104	13:13:29.743
8 -	1:20.083	***40.313***	***2:00.396***	**(1)**	***88.77***		***13:15:30.139***
9 -	1:20.444	40.638	2:01.082	**(3)**	88.27	0.686	13:17:31.221
10 -	1:21.377	40.901	2:02.278		87.40	1.882	13:19:33.499

P23 34 C Jeremy NICHOLSON Yamaha - Freshwater Estates

IDEAL LAP TIME : 2:02.187 BEST LAP TIME : 2:02.187 DIFFERENCE : 0.000

LAP	SECTOR 1	SECTOR 2	LAP TIME		MPH	DIFF	TIME OF DAY
1 -		42.316	2:15.263		79.01	13.076	13:01:17.784
2 -	1:22.415	41.456	2:03.871		86.28	1.684	13:03:21.655
3 -	1:22.715	41.211	2:03.926		86.24	1.739	13:05:25.581
4 -	1:22.077	41.792	2:03.869		86.28	1.682	13:07:29.450
5 -	1:21.878	41.179	2:03.057		86.85	0.870	13:09:32.507
6 -	1:22.136	41.065	2:03.201		86.75	1.014	13:11:35.708
7 -	1:21.780	40.961	2:02.741	**(3)**	87.07	0.554	13:13:38.449
8 -	***1:21.348***	***40.839***	***2:02.187***	**(1)**	***87.47***		***13:15:40.636***
9 -	1:21.702	40.958	2:02.660	**(2)**	87.13	0.473	13:17:43.296
10 -	1:21.599	41.198	2:02.797		87.03	0.610	13:19:46.093

P24 69 Phil SETON Yamaha -

IDEAL LAP TIME : BEST LAP TIME : 1:53.983 DIFFERENCE :

LAP	SECTOR 1	SECTOR 2	LAP TIME		MPH	DIFF	TIME OF DAY
1 -			2:00.330		88.82	6.347	13:01:02.851
2 -			***1:53.983***	**(1)**	***93.76***		***13:02:56.834***
3 -			1:54.396	**(3)**	93.43	0.413	13:04:51.230
4 -			1:54.198	**(2)**	93.59	0.215	13:06:45.428
5 -			1:55.330		92.67	1.347	13:08:40.758
6 -			1:54.878		93.03	0.895	13:10:35.636
7 -			1:54.683		93.19	0.700	13:12:30.319
8 -			1:55.424		92.59	1.441	13:14:25.743

P25 40 C Aiden PATMORE Kawasaki - SW Roofing

IDEAL LAP TIME : 1:55.292 BEST LAP TIME : 1:55.385 DIFFERENCE : 0.093

LAP	SECTOR 1	SECTOR 2	LAP TIME		MPH	DIFF	TIME OF DAY
1 -		38.547	2:02.800		87.03	7.415	13:01:05.321
2 -	1:17.283	38.684	1:55.967		92.16	0.582	13:03:01.288
3 -	***1:16.894***	38.491	***1:55.385***	**(1)**	***92.62***		***13:04:56.673***
4 -	1:17.117	***38.398***	1:55.515	**(2)**	92.52	0.130	13:06:52.188
5 -	1:17.131	38.518	1:55.649	**(3)**	92.41	0.264	13:08:47.837

P26 62 C Kevin SILVAIN Kawasaki - KSAUTOS

IDEAL LAP TIME : 1:55.345 BEST LAP TIME : 1:55.345 DIFFERENCE : 0.000

LAP	SECTOR 1	SECTOR 2	LAP TIME		MPH	DIFF	TIME OF DAY
1 -		38.751	2:04.001		86.19	8.656	13:01:06.522
2 -	1:17.173	38.852	1:56.025	**(3)**	92.11	0.680	13:03:02.547
3 -	1:17.568	38.362	1:55.930	**(2)**	92.19	0.585	13:04:58.477
4 -	***1:17.011***	***38.334***	***1:55.345***	**(1)**	***92.66***		***13:06:53.822***

P27 27 C Dan COX Yamaha - GWC Joinery LTD/ DC Paintworx

IDEAL LAP TIME : 1:57.224 BEST LAP TIME : 1:57.263 DIFFERENCE : 0.039

LAP	SECTOR 1	SECTOR 2	LAP TIME		MPH	DIFF	TIME OF DAY
1 -		***39.163***	2:05.897	**(3)**	84.89	8.634	13:01:08.418
2 -	1:18.437	39.486	1:57.923	**(2)**	90.63	0.660	13:03:06.341

Weather / Track : Sunny / Dry

Snetterton 300
Circuit Length = 2.9689 miles
Start: 12:59 Flag 13:17 End: 13:21

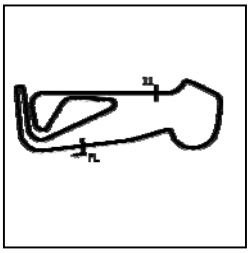

Reactive Parts MRO Powerbikes inc BG Products Clubman 1000

RACE 5 - SECTOR ANALYSIS

SECTOR 1 = FL to I1, SECTOR 2 = I1 to FL, DIFF = Difference To Personal Best Lap, P = Crossed Finish Line in Pit Lane, D = Time Disallowed

3 -	***1:18.061***	39.202	***1:57.263***	**(1)**	***91.14***	***13:05:03.604***

P28 55 C Paul GARNER Yamaha - A51 Racing

IDEAL LAP TIME : 2:01.816 BEST LAP TIME : 2:02.199 DIFFERENCE : 0.383

LAP	SECTOR 1	SECTOR 2	LAP TIME		MPH	DIFF	TIME OF DAY
1 -		***40.551***	2:09.703	**(3)**	82.40	7.504	13:01:12.224
2 -	***1:21.265***	40.934	***2:02.199***	**(1)**	***87.46***		***13:03:14.423***
3 -	1:21.908	41.016	2:02.924	**(2)**	86.94	0.725	13:05:17.347

P29 25 C Louis BARTLETT Kawasaki -

IDEAL LAP TIME : 2:03.402 BEST LAP TIME : 2:03.402 DIFFERENCE : 0.000

LAP	SECTOR 1	SECTOR 2	LAP TIME		MPH	DIFF	TIME OF DAY
1 -		42.073	2:15.592	**(3)**	78.82	12.190	13:01:18.113
2 -	1:22.577	42.189	2:04.766	**(2)**	85.66	1.364	13:03:22.879
3 -	***1:22.109***	***41.293***	***2:03.402***	**(1)**	***86.61***		***13:05:26.281***

Weather / Track : Sunny / Dry

Snetterton 300
Circuit Length = 2.9689 miles
Start: 12:59 Flag 13:17 End: 13:21

Reactive Parts MRO Powerbikes inc BG Products Clubman 1000

RACE 5 - BEST SECTORS

SECTOR 1

POS	NO	NAME	TIME
1	99	JOHNSON	**1:14.460**
2	1	MORPHETT	**1:14.629**
3	54	HENEGHAN	**1:15.764**
4	33	NEEVES	**1:16.429**
5	2	BAKER	**1:16.513**
6	76	BYARD	**1:16.552**
7	10	WILBY	**1:16.871**
8	40	PATMORE	**1:16.894**
9	62	SILVAIN	**1:17.011**
10	200	HILLIARD	**1:17.836**
11	27	COX	**1:18.061**
12	148	WILSON	**1:18.504**
13	42	HORNBY	**1:18.560**
14	24	SMITH	**1:18.786**
15	8	COUGHLAN	**1:19.057**
16	32	MORRIS	**1:19.239**
17	36	LYON	**1:19.345**
18	41	ABRAHAM	**1:19.632**
19	37	MORELLO	**1:19.709**
20	136	BALDRY	**1:19.878**
21	75	WOODALL	**1:19.981**
22	7	DAVIS	**1:20.143**
23	49	HAMMETT	**1:20.161**
24	15	SIEMIENIUK-JUZWIUK	**1:20.298**
25	46	GATES	**1:20.460**
26	55	GARNER	**1:21.265**
27	34	NICHOLSON	**1:21.348**
28	25	BARTLETT	**1:22.109**
29			

SECTOR 2

NO	NAME	TIME
1	MORPHETT	**37.289**
99	JOHNSON	**37.351**
2	BAKER	**37.666**
54	HENEGHAN	**38.001**
33	NEEVES	**38.033**
76	BYARD	**38.183**
62	SILVAIN	**38.334**
40	PATMORE	**38.398**
200	HILLIARD	**38.836**
148	WILSON	**38.896**
10	WILBY	**38.897**
27	COX	**39.163**
32	MORRIS	**39.452**
37	MORELLO	**39.505**
15	SIEMIENIUK-JUZWIUK	**39.601**
42	HORNBY	**39.724**
8	COUGHLAN	**39.889**
41	ABRAHAM	**39.927**
24	SMITH	**40.026**
46	GATES	**40.028**
75	WOODALL	**40.052**
36	LYON	**40.113**
136	BALDRY	**40.313**
7	DAVIS	**40.382**
49	HAMMETT	**40.415**
55	GARNER	**40.551**
34	NICHOLSON	**40.839**
25	BARTLETT	**41.293**

IDEAL / BEST COMPARISON

POS	NO	NAME	IDEAL	BEST	DIFF
		PERFECT LAP	1:51.749		
1	99	JOHNSON	1:51.811	1:51.851	0.040
2	1	MORPHETT	1:51.918	1:51.918	0.000
3	54	HENEGHAN	1:53.765	1:53.766	0.001
4	2	BAKER	1:54.179	1:54.856	0.677
5	33	NEEVES	1:54.462	1:54.462	0.000
6	76	BYARD	1:54.735	1:54.735	0.000
7	40	PATMORE	1:55.292	1:55.385	0.093
8	62	SILVAIN	1:55.345	1:55.345	0.000
9	10	WILBY	1:55.768	1:55.768	0.000
10	200	HILLIARD	1:56.672	1:57.009	0.337
11	27	COX	1:57.224	1:57.263	0.039
12	148	WILSON	1:57.400	1:57.414	0.014
13	42	HORNBY	1:58.284	1:58.373	0.089
14	32	MORRIS	1:58.691	1:58.691	0.000
15	24	SMITH	1:58.812	1:58.955	0.143
16	8	COUGHLAN	1:58.946	1:58.946	0.000
17	37	MORELLO	1:59.214	1:59.277	0.063
18	36	LYON	1:59.458	1:59.464	0.006
19	41	ABRAHAM	1:59.559	1:59.822	0.263
20	15	SIEMIENIUK-JUZWIU	1:59.899	2:00.179	0.280
21	75	WOODALL	2:00.033	2:00.204	0.171
22	136	BALDRY	2:00.191	2:00.396	0.205
23	46	GATES	2:00.488	2:00.718	0.230
24	7	DAVIS	2:00.525	2:00.701	0.176
25	49	HAMMETT	2:00.576	2:00.978	0.402
26	55	GARNER	2:01.816	2:02.199	0.383
27	34	NICHOLSON	2:02.187	2:02.187	0.000
28	25	BARTLETT	2:03.402	2:03.402	0.000
29	69	SETON		1:53.983	

Weather / Track : Sunny / Dry

Snetterton 300
Circuit Length = 2.9689 miles
Start: 12:59 Flag 13:17 End: 13:21

Results can be found at www.tsl-timing.com

Printed - 13:26 Saturday, 19 May 2018

Reactive Parts MRO Powerbikes inc BG Products Clubman 1000

RACE 5 - GRID (7 Laps)

Row	Pos	No	Rider	Time
ROW 11	1			
	32	68	Thomas EUSTACE	
	31	16	Matthew WREN	
ROW 10	30	154	Michael WHISKER	
	29	25	Louis BARTLETT	2:03.402
	28	55	Paul GARNER	2:02.199
ROW 9	27	34	Jeremy NICHOLSON	2:02.187
	26	49	Callum HAMMETT	2:00.978
	25	46	Simon GATES	2:00.718
ROW 8	24	7	John DAVIS	2:00.701
	23	136	Joe BALDRY	2:00.396
	22	75	Peter WOODALL	2:00.204
ROW 7	21	15	Mariusz SIEMIENIUK-JUZWIUK	2:00.179
	20	41	David ABRAHAM	1:59.822
	19	36	James LYON	1:59.464
ROW 6	18	37	Aldo MORELLO	1:59.277
	17	24	Alan SMITH	1:58.955
	16	8	John COUGHLAN	1:58.946
ROW 5	15	32	Martin MORRIS	1:58.691
	14	42	Andy HORNBY	1:58.373
	13	148	Nicky WILSON	1:57.414
ROW 4	12	27	Dan COX	1:57.263
	11	200	Scott HILLIARD	1:57.009
	10	10	Paul WILBY	1:55.768
ROW 3	9	40	Aiden PATMORE	1:55.385
	8	62	Kevin SILVAIN	1:55.345
	7	2	Peter BAKER	1:54.856
ROW 2	6	76	Jason BYARD	1:54.735
	5	33	Michael NEEVES	1:54.462
	4	69	Phil SETON	1:53.983
ROW 1	3	54	Steve HENEGHAN	1:53.766
	2	1	Joe MORPHETT	1:51.918
	1	99	Anthony JOHNSON	1:51.851

Pole

Snetterton 300
Circuit Length = 2.9689 miles

These results are provisional until the conclusion of any judicial and technical matters.

Clerk Of Course :		Timekeeper :

Results can be found at www.tsl-timing.com

Printed - 13:28 Saturday, 19 May 2018

Reactive Parts MRO Powerbikes inc BG Products Clubman 1000

RACE 5 - CLASSIFICATION

POS	NO	CL	PIC	NAME	ENTRY	LAPS	TIME	GAP	DIFF	MPH	BEST	ON
1	**1**		1	Joe MORPHETT	Yamaha - ASJ Racing	**5**	9:24.654			94.64	**1:51.549**	5
2	**99**		2	Anthony JOHNSON	BMW - Bexhill gearboxes	**5**	9:25.091	**0.437**	0.437	94.56	**1:51.537**	3
3	**2**		3	Peter BAKER	Kawasaki -	**5**	9:39.732	**15.078**	14.641	92.18	**1:54.201**	4
4	**33**		4	Michael NEEVES	BMW - Prime Factors Racing	**5**	9:39.756	**15.102**	0.024	92.17	**1:54.029**	4
5	**54**		5	Steve HENEGHAN	Yamaha - ReactiveParts.com	**5**	9:40.393	**15.739**	0.637	92.07	**1:54.227**	4
6	**69**		6	Phil SETON	Yamaha -	**5**	9:44.026	**19.372**	3.633	91.50	**1:54.705**	4
7	**168**		7	Tom NEAVE	Sazuki -	**5**	9:45.086	**20.432**	1.060	91.33	**1:53.643**	5
8	**76**		8	Jason BYARD	Suzuki - May Construction	**5**	9:48.298	**23.644**	3.212	90.83	**1:55.909**	3
9	**40**	C	1	Aiden PATMORE	Kawasaki - SW Roofing	**5**	9:53.644	**28.990**	5.346	90.02	**1:56.110**	5
10	**200**	C	2	Scott HILLIARD	Kawasaki - Stallion racing's coming for ya	**5**	9:54.453	**29.799**	0.809	89.89	**1:56.247**	5
11	**62**	C	3	Kevin SILVAIN	Kawasaki - KSAUTOS	**5**	9:54.830	**30.176**	0.377	89.84	**1:56.719**	3
12	**10**	C	4	Paul WILBY	Yamaha - MOREMOTO	**5**	9:55.383	**30.729**	0.553	89.75	**1:56.579**	3
13	**27**	C	5	Dan COX	Yamaha - GWC Joinery LTD/ DC Paintworx	**5**	10:03.679	**39.025**	8.296	88.52	**1:58.531**	5
14	**148**		9	Nicky WILSON	Ducati - Ducati Alton/carbon Conquest	**5**	10:04.354	**39.700**	0.675	88.42	**1:58.294**	3
15	**8**		10	John COUGHLAN	Aprilia - BIKERSWORLD	**5**	10:04.489	**39.835**	0.135	88.40	**1:58.142**	5
16	**15**		11	Mariusz SIEMIENIUK-JUZWIUK	BMW - BELMONT AUTO SERVICE	**5**	10:05.306	**40.652**	0.817	88.28	**1:57.418**	5
17	**154**	C	6	Michael WHISKER	BMW - Soprema uk	**5**	10:05.615	**40.961**	0.309	88.24	**1:57.164**	5
18	**24**		12	Alan SMITH	Kawasaki - Orwells Mcs	**5**	10:10.830	**46.176**	5.215	87.48	**2:00.153**	5
19	**37**	C	7	Aldo MORELLO	Yamaha - Bitstocks & Reveal	**5**	10:11.119	**46.465**	0.289	87.44	**2:00.445**	2
20	**36**	C	8	James LYON	Suzuki - Digitive Ltd	**5**	10:17.166	**52.512**	6.047	86.59	**2:00.745**	4
21	**49**	C	9	Callum HAMMETT	Kawasaki -	**5**	10:18.030	**53.376**	0.864	86.46	**2:00.646**	4
22	**7**	C	10	John DAVIS	Yamaha -	**5**	10:19.395	**54.741**	1.365	86.27	**2:00.907**	5
23	**41**		13	David ABRAHAM	Kawasaki - Cambridge Motorcycles	**5**	10:20.930	**56.276**	1.535	86.06	**2:01.287**	2
24	**46**	C	11	Simon GATES	Kawasaki - Team Kawafati	**5**	10:21.363	**56.709**	0.433	86.00	**2:01.230**	4
25	**55**	C	12	Paul GARNER	Yamaha - A51 Racing	**5**	10:21.801	**57.147**	0.438	85.94	**2:01.460**	4
26	**32 ***		14	Martin MORRIS	Kawasaki - Morris Racing, Resolve, S.R. Hobby	**5**	10:22.120	**57.466**	0.319	85.90	**2:00.129**	5
27	**136**		15	Joe BALDRY	BMW - Chilton Motors	**5**	10:23.332	**58.678**	1.212	85.73	**2:01.439**	5
28	**75**		16	Peter WOODALL	BMW - Core Projects Ltd	**5**	10:27.959	**1:03.305**	4.627	85.10	**2:02.721**	5
29	**25**	C	13	Louis BARTLETT	Kawasaki -	**5**	10:28.852	**1:04.198**	0.893	84.98	**2:02.912**	3
30	**34**	C	14	Jeremy NICHOLSON	Yamaha - Freshwater Estates	**5**	10:29.104	**1:04.450**	0.252	84.94	**2:03.167**	3
31	**16**		17	Matthew WREN	Aprilia - Broken Matt	**4**	8:44.920	**1 Lap**	1 Lap	81.44	**2:07.751**	2

NOT CLASSIFIED

DNF	**68**			Thomas EUSTACE	Ducati - More moto/sublime designs	**5**	10:11.619	**46.965**	0.000	87.37	**1:58.760**	4
DNF	**42**			Andy HORNBY	Kawasaki -	**1**	2:09.461	**4 Laps**	4 Laps	82.55		

FASTEST LAP

99		Anthony JOHNSON	BMW - Bexhill gearboxes	**3**	1:51.537	95.82 mph	154.21 kph
40	C	Aiden PATMORE	Kawasaki - SW Roofing	**5**	1:56.110	92.05 mph	148.14 kph

***No 32 - Transponder not working**
Class - 92.5% of Race Speed = 87.54 mph
Class C - 92.5% of Race Speed = 83.26 mph

Snetterton 300
Circuit Length = 2.9689 miles
Start: 11:27 Flag 11:36 End: 11:41

Weather / Track : Sunny / Dry
These results are provisional until the conclusion of any judicial and technical matters.

Clerk Of Course :		Timekeeper :

Results can be found at www.tsl-timing.com

Printed - 11:44 Sunday, 20 May 2018

Reactive Parts MRO Powerbikes inc BG Products Clubman 1000

RACE 5 - LAP CHART

LAP 1 @ 11:29:34.837

NO	BEHIND	LAP TIME
1		1:57.258
99	0.369	1:57.627
33	3.534	2:00.792
54	4.243	2:01.501
2	4.629	2:01.887
76	5.063	2:02.321
69	5.474	2:02.732
40	8.093	2:05.351
10	8.250	2:05.508
62	8.263	2:05.521
200	8.582	2:05.840
37	9.498	2:06.756
168	9.980	2:07.238
27	10.420	2:07.678
24	10.960	2:08.218
148	11.312	2:08.570
8	11.509	2:08.767
42	12.203	2:09.461
41	13.563	2:10.821
36	14.144	2:11.402
15	14.293	2:11.551
49	15.521	2:12.779
154	16.051	2:13.309
46	16.440	2:13.698
7	16.934	2:14.192
68	16.949	2:14.207
55	17.036	2:14.294
25	17.494	2:14.752
136	17.888	2:15.146
34	18.299	2:15.557
75	18.544	2:15.802
32	18.970	2:16.228
16	20.158	2:17.416

LAP 2 @ 11:31:26.781

NO	BEHIND	LAP TIME
1		1:51.944
99	0.366	1:51.941
2	7.066	1:54.381
33	7.428	1:55.838
54	7.471	1:55.172
69	9.359	1:55.829
76	9.542	1:56.423
168	13.447	1:55.411
40	13.943	1:57.794
62	14.383	1:58.064
10	14.778	1:58.472
200	15.184	1:58.546
37	17.999	2:00.445
27	18.072	1:59.596
148	19.174	1:59.806
24	19.272	2:00.256
8	19.497	1:59.932
15	21.970	1:59.621
41	22.906	2:01.287
36	23.310	2:01.110
154	23.375	1:59.268
68	24.100	1:59.095
49	24.880	2:01.303
46	26.872	2:02.376
7	26.997	2:02.007
55	27.075	2:01.983
136	28.842	2:02.898
25	29.238	2:03.688
34	29.678	2:03.323
75	30.208	2:03.608
32	30.292	2:03.266
16	35.965	2:07.751

LAP 3 @ 11:33:18.585

NO	BEHIND	LAP TIME
1		1:51.804
99	0.099	1:51.537
2	9.997	1:54.735
33	10.197	1:54.573
54	10.834	1:55.167
69	13.291	1:55.736
76	13.647	1:55.909
168	16.200	1:54.557
40	18.963	1:56.824
62	19.298	1:56.719
10	19.553	1:56.579
200	19.938	1:56.558
27	25.143	1:58.875
148	25.664	1:58.294
8	26.957	1:59.264
24	27.656	2:00.188
37	27.770	2:01.575
15	27.793	1:57.627
154	29.955	1:58.384
68	32.920	2:00.624
41	33.558	2:02.456
36	34.092	2:02.586
49	34.561	2:01.485
7	36.154	2:00.961
46	37.280	2:02.212
55	37.332	2:02.061
136	39.167	2:02.129
25	40.346	2:02.912
32	40.388	2:01.900
34	41.041	2:03.167
75	41.149	2:02.745
16	54.080	2:09.919

LAP 4 @ 11:35:10.684

NO	BEHIND	LAP TIME
1		1:52.099
99	0.200	1:52.200
2	12.099	1:54.201
33	12.127	1:54.029
54	12.962	1:54.227
69	15.897	1:54.705
76	18.311	1:56.763
168	18.338	1:54.237
40	24.429	1:57.565
62	24.663	1:57.464
10	25.057	1:57.603
200	25.101	1:57.262
27	32.043	1:58.999
148	32.477	1:58.912
8	33.242	1:58.384
15	34.783	1:59.089
154	35.346	1:57.490
37	36.248	2:00.577
24	37.572	2:02.015
68	39.581	1:58.760
36	42.738	2:00.745
49	43.108	2:00.646
41	44.915	2:03.456
7	45.383	2:01.328
46	46.411	2:01.230
55	46.693	2:01.460
136	48.788	2:01.720
32	48.886	2:00.597
25	52.023	2:03.776
75	52.133	2:03.083
34	52.482	2:03.540
16	1:11.815	2:09.834

LAP 5 @ 11:37:02.233

NO	BEHIND	LAP TIME
1		1:51.549
99	0.437	1:51.786
2	15.078	1:54.528
33	15.102	1:54.524
54	15.739	1:54.326
69	19.372	1:55.024
168	20.432	1:53.643
76	23.644	1:56.882
40	28.990	1:56.110
200	29.799	1:56.247
62	30.176	1:57.062
10	30.729	1:57.221
27	39.025	1:58.531
148	39.700	1:58.772
8	39.835	1:58.142
15	40.652	1:57.418
154	40.961	1:57.164
24	46.176	2:00.153
37	46.465	2:01.766
68	46.965	1:58.933
36	52.512	2:01.323
49	53.376	2:01.817
7	54.741	2:00.907
41	56.276	2:02.910
46	56.709	2:01.847
55	57.147	2:02.003
32	57.466	2:00.129
136	58.678	2:01.439
75	1:03.305	2:02.721
25	1:04.198	2:03.724
34	1:04.450	2:03.517

Weather / Track : Sunny / Dry

Snetterton 300
Circuit Length = 2.9689 miles
Start: 11:27 Flag 11:36 End: 11:41

Results can be found at www.tsl-timing.com

Printed - 11:45 Sunday, 20 May 2018

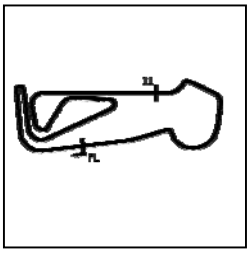

Reactive Parts MRO Powerbikes inc BG Products Clubman 1000

RACE 5 - SECTOR ANALYSIS

SECTOR 1 = FL to I1, SECTOR 2 = I1 to FL, DIFF = Difference To Personal Best Lap, P = Crossed Finish Line in Pit Lane, D = Time Disallowed

P1 1 Joe MORPHETT Yamaha - ASJ Racing

IDEAL LAP TIME : 1:51.499 BEST LAP TIME : 1:51.549 DIFFERENCE : 0.050

LAP	SECTOR 1	SECTOR 2	LAP TIME	MPH	DIFF	TIME OF DAY
1 -		***37.374***	1:57.258	91.15	5.709	11:29:34.837
2 -	1:14.559	37.385	1:51.944 **(3)**	95.47	0.395	11:31:26.781
3 -	1:14.391	37.413	1:51.804 **(2)**	95.59	0.255	11:33:18.585
4 -	1:14.669	37.430	1:52.099	95.34	0.550	11:35:10.684
5 -	***1:14.125***	37.424	***1:51.549*** **(1)**	***95.81***		***11:37:02.233***

P2 99 Anthony JOHNSON BMW - Bexhill gearboxes

IDEAL LAP TIME : 1:51.470 BEST LAP TIME : 1:51.537 DIFFERENCE : 0.067

LAP	SECTOR 1	SECTOR 2	LAP TIME	MPH	DIFF	TIME OF DAY
1 -		37.529	1:57.627	90.86	6.090	11:29:35.206
2 -	1:14.784	37.157	1:51.941 **(3)**	95.47	0.404	11:31:27.147
3 -	***1:14.372***	37.165	***1:51.537*** **(1)**	***95.82***		***11:33:18.684***
4 -	1:14.779	37.421	1:52.200	95.25	0.663	11:35:10.884
5 -	1:14.688	***37.098***	1:51.786 **(2)**	95.61	0.249	11:37:02.670

P3 2 Peter BAKER Kawasaki -

IDEAL LAP TIME : 1:54.174 BEST LAP TIME : 1:54.201 DIFFERENCE : 0.027

LAP	SECTOR 1	SECTOR 2	LAP TIME	MPH	DIFF	TIME OF DAY
1 -		38.359	2:01.887	87.68	7.686	11:29:39.466
2 -	1:16.173	38.208	1:54.381 **(2)**	93.44	0.180	11:31:33.847
3 -	1:16.314	38.421	1:54.735	93.15	0.534	11:33:28.582
4 -	***1:15.993***	38.208	***1:54.201*** **(1)**	***93.59***		***11:35:22.783***
5 -	1:16.347	***38.181***	1:54.528 **(3)**	93.32	0.327	11:37:17.311

P4 33 Michael NEEVES BMW - Prime Factors Racing

IDEAL LAP TIME : 1:53.929 BEST LAP TIME : 1:54.029 DIFFERENCE : 0.100

LAP	SECTOR 1	SECTOR 2	LAP TIME	MPH	DIFF	TIME OF DAY
1 -		37.991	2:00.792	88.48	6.763	11:29:38.371
2 -	1:17.773	38.065	1:55.838	92.26	1.809	11:31:34.209
3 -	1:16.480	38.093	1:54.573 **(3)**	93.28	0.544	11:33:28.782
4 -	***1:15.974***	38.055	***1:54.029*** **(1)**	***93.73***		***11:35:22.811***
5 -	1:16.569	***37.955***	1:54.524 **(2)**	93.32	0.495	11:37:17.335

P5 54 Steve HENEGHAN Yamaha - ReactiveParts.com

IDEAL LAP TIME : 1:53.885 BEST LAP TIME : 1:54.227 DIFFERENCE : 0.342

LAP	SECTOR 1	SECTOR 2	LAP TIME	MPH	DIFF	TIME OF DAY
1 -		38.104	2:01.501	87.96	7.274	11:29:39.080
2 -	1:16.819	38.353	1:55.172	92.80	0.945	11:31:34.252
3 -	1:16.995	38.172	1:55.167 **(3)**	92.80	0.940	11:33:29.419
4 -	1:16.545	***37.682***	***1:54.227*** **(1)**	***93.56***		***11:35:23.646***
5 -	***1:16.203***	38.123	1:54.326 **(2)**	93.48	0.099	11:37:17.972

P6 69 Phil SETON Yamaha -

IDEAL LAP TIME : 1:54.553 BEST LAP TIME : 1:54.705 DIFFERENCE : 0.152

LAP	SECTOR 1	SECTOR 2	LAP TIME	MPH	DIFF	TIME OF DAY
1 -		38.543	2:02.732	87.08	8.027	11:29:40.311
2 -	1:17.189	38.640	1:55.829	92.27	1.124	11:31:36.140
3 -	1:17.282	38.454	1:55.736 **(3)**	92.34	1.031	11:33:31.876
4 -	***1:16.147***	38.558	***1:54.705*** **(1)**	***93.17***		***11:35:26.581***
5 -	1:16.618	***38.406***	1:55.024 **(2)**	92.92	0.319	11:37:21.605

P7 168 Tom NEAVE Sazuki -

IDEAL LAP TIME : 1:53.643 BEST LAP TIME : 1:53.643 DIFFERENCE : 0.000

LAP	SECTOR 1	SECTOR 2	LAP TIME	MPH	DIFF	TIME OF DAY

Weather / Track : Sunny / Dry

Snetterton 300
Circuit Length = 2.9689 miles
Start: 11:27 Flag 11:36 End: 11:41

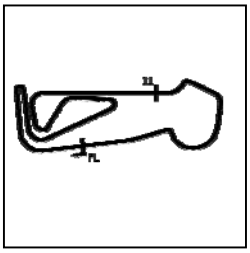

Reactive Parts MRO Powerbikes inc BG Products Clubman 1000

RACE 5 - SECTOR ANALYSIS

SECTOR 1 = FL to I1, SECTOR 2 = I1 to FL, DIFF = Difference To Personal Best Lap, P = Crossed Finish Line in Pit Lane, D = Time Disallowed

1 -		39.173	2:07.238		84.00	13.595	11:29:44.817
2 -	1:16.814	38.597	1:55.411		92.60	1.768	11:31:40.228
3 -	1:16.449	38.108	1:54.557	(3)	93.29	0.914	11:33:34.785
4 -	1:15.936	38.301	1:54.237	(2)	93.56	0.594	11:35:29.022
5 -	***1:15.536***	***38.107***	***1:53.643***	**(1)**	***94.04***		***11:37:22.665***

P8 76 Jason BYARD Suzuki - May Construction

IDEAL LAP TIME : 1:55.909 BEST LAP TIME : 1:55.909 DIFFERENCE : 0.000

LAP	SECTOR 1	SECTOR 2	LAP TIME		MPH	DIFF	TIME OF DAY
1 -		38.808	2:02.321		87.37	6.412	11:29:39.900
2 -	1:17.487	38.936	1:56.423	(2)	91.80	0.514	11:31:36.323
3 -	***1:17.414***	***38.495***	***1:55.909***	**(1)**	***92.21***		***11:33:32.232***
4 -	1:17.634	39.129	1:56.763	(3)	91.53	0.854	11:35:28.995
5 -	1:17.694	39.188	1:56.882		91.44	0.973	11:37:25.877

P9 40 C Aiden PATMORE Kawasaki - SW Roofing

IDEAL LAP TIME : 1:56.110 BEST LAP TIME : 1:56.110 DIFFERENCE : 0.000

LAP	SECTOR 1	SECTOR 2	LAP TIME		MPH	DIFF	TIME OF DAY
1 -		39.665	2:05.351		85.26	9.241	11:29:42.930
2 -	1:18.565	39.229	1:57.794		90.73	1.684	11:31:40.724
3 -	1:17.643	39.181	1:56.824	(2)	91.48	0.714	11:33:37.548
4 -	1:18.332	39.233	1:57.565	(3)	90.91	1.455	11:35:35.113
5 -	***1:17.566***	***38.544***	***1:56.110***	**(1)**	***92.05***		***11:37:31.223***

P10 200 C Scott HILLIARD Kawasaki - Stallion racing's coming for ya

IDEAL LAP TIME : 1:56.197 BEST LAP TIME : 1:56.247 DIFFERENCE : 0.050

LAP	SECTOR 1	SECTOR 2	LAP TIME		MPH	DIFF	TIME OF DAY
1 -		39.593	2:05.840		84.93	9.593	11:29:43.419
2 -	1:19.547	38.999	1:58.546		90.15	2.299	11:31:41.965
3 -	1:18.038	***38.520***	1:56.558	(2)	91.69	0.311	11:33:38.523
4 -	1:18.348	38.914	1:57.262	(3)	91.14	1.015	11:35:35.785
5 -	***1:17.677***	38.570	***1:56.247***	**(1)**	***91.94***		***11:37:32.032***

P11 62 C Kevin SILVAIN Kawasaki - KSAUTOS

IDEAL LAP TIME : 1:56.311 BEST LAP TIME : 1:56.719 DIFFERENCE : 0.408

LAP	SECTOR 1	SECTOR 2	LAP TIME		MPH	DIFF	TIME OF DAY
1 -		39.653	2:05.521		85.14	8.802	11:29:43.100
2 -	1:18.612	39.452	1:58.064		90.52	1.345	11:31:41.164
3 -	***1:17.506***	39.213	***1:56.719***	**(1)**	***91.57***		***11:33:37.883***
4 -	1:18.593	38.871	1:57.464	(3)	90.99	0.745	11:35:35.347
5 -	1:18.257	***38.805***	1:57.062	(2)	91.30	0.343	11:37:32.409

P12 10 C Paul WILBY Yamaha - MOREMOTO

IDEAL LAP TIME : 1:56.579 BEST LAP TIME : 1:56.579 DIFFERENCE : 0.000

LAP	SECTOR 1	SECTOR 2	LAP TIME		MPH	DIFF	TIME OF DAY
1 -		39.495	2:05.508		85.15	8.929	11:29:43.087
2 -	1:18.714	39.758	1:58.472		90.21	1.893	11:31:41.559
3 -	***1:17.671***	***38.908***	***1:56.579***	**(1)**	***91.68***		***11:33:38.138***
4 -	1:18.468	39.135	1:57.603	(3)	90.88	1.024	11:35:35.741
5 -	1:18.284	38.937	1:57.221	(2)	91.17	0.642	11:37:32.962

P13 27 C Dan COX Yamaha - GWC Joinery LTD/ DC Paintworx

IDEAL LAP TIME : 1:58.475 BEST LAP TIME : 1:58.531 DIFFERENCE : 0.056

LAP	SECTOR 1	SECTOR 2	LAP TIME		MPH	DIFF	TIME OF DAY
1 -		40.458	2:07.678		83.71	9.147	11:29:45.257
2 -	1:19.892	39.704	1:59.596		89.36	1.065	11:31:44.853
3 -	1:19.106	39.769	1:58.875	(2)	89.91	0.344	11:33:43.728
4 -	***1:18.972***	40.027	1:58.999	(3)	89.81	0.468	11:35:42.727

Snetterton 300
Circuit Length = 2.9689 miles
Start: 11:27 Flag 11:36 End: 11:41

Weather / Track : Sunny / Dry

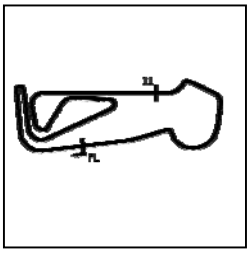

Reactive Parts MRO Powerbikes inc BG Products Clubman 1000

RACE 5 - SECTOR ANALYSIS

SECTOR 1 = FL to I1, SECTOR 2 = I1 to FL, DIFF = Difference To Personal Best Lap, P = Crossed Finish Line in Pit Lane, D = Time Disallowed

5 -	1:19.028	***39.503***	***1:58.531***	**(1)**	***90.17***	***11:37:41.258***

P14 148 Nicky WILSON Ducati - Ducati Alton/carbon Conquest

IDEAL LAP TIME : 1:58.048 BEST LAP TIME : 1:58.294 DIFFERENCE : 0.246

LAP	SECTOR 1	SECTOR 2	LAP TIME		MPH	DIFF	TIME OF DAY
1 -		40.526	2:08.570		83.13	10.276	11:29:46.149
2 -	1:19.740	40.066	1:59.806		89.21	1.512	11:31:45.955
3 -	***1:18.523***	39.771	***1:58.294***	**(1)**	***90.35***		***11:33:44.249***
4 -	1:18.939	39.973	1:58.912	**(3)**	89.88	0.618	11:35:43.161
5 -	1:19.247	***39.525***	1:58.772	**(2)**	89.98	0.478	11:37:41.933

P15 8 John COUGHLAN Aprilia - BIKERSWORLD

IDEAL LAP TIME : 1:58.142 BEST LAP TIME : 1:58.142 DIFFERENCE : 0.000

LAP	SECTOR 1	SECTOR 2	LAP TIME		MPH	DIFF	TIME OF DAY
1 -		40.471	2:08.767		83.00	10.625	11:29:46.346
2 -	1:19.491	40.441	1:59.932		89.11	1.790	11:31:46.278
3 -	1:19.267	39.997	1:59.264	**(3)**	89.61	1.122	11:33:45.542
4 -	1:18.872	39.512	1:58.384	**(2)**	90.28	0.242	11:35:43.926
5 -	***1:18.801***	***39.341***	***1:58.142***	**(1)**	***90.46***		***11:37:42.068***

P16 15 Mariusz SIEMIENIUK-JUZWIUK BMW - BELMONT AUTO SERVICE

IDEAL LAP TIME : 1:56.719 BEST LAP TIME : 1:57.418 DIFFERENCE : 0.699

LAP	SECTOR 1	SECTOR 2	LAP TIME		MPH	DIFF	TIME OF DAY
1 -		40.798	2:11.551		81.24	14.133	11:29:49.130
2 -	1:19.898	39.723	1:59.621		89.34	2.203	11:31:48.751
3 -	***1:17.876***	39.751	1:57.627	**(2)**	90.86	0.209	11:33:46.378
4 -	1:19.707	39.382	1:59.089	**(3)**	89.74	1.671	11:35:45.467
5 -	1:18.575	***38.843***	***1:57.418***	**(1)**	***91.02***		***11:37:42.885***

P17 154 C Michael WHISKER BMW - Soprema uk

IDEAL LAP TIME : 1:57.164 BEST LAP TIME : 1:57.164 DIFFERENCE : 0.000

LAP	SECTOR 1	SECTOR 2	LAP TIME		MPH	DIFF	TIME OF DAY
1 -		41.707	2:13.309		80.17	16.145	11:29:50.888
2 -	1:19.425	39.843	1:59.268		89.61	2.104	11:31:50.156
3 -	1:19.169	39.215	1:58.384	**(3)**	90.28	1.220	11:33:48.540
4 -	1:18.422	39.068	1:57.490	**(2)**	90.97	0.326	11:35:46.030
5 -	***1:18.265***	***38.899***	***1:57.164***	**(1)**	***91.22***		***11:37:43.194***

P18 24 Alan SMITH Kawasaki - Orwells Mcs

IDEAL LAP TIME : 1:59.771 BEST LAP TIME : 2:00.153 DIFFERENCE : 0.382

LAP	SECTOR 1	SECTOR 2	LAP TIME		MPH	DIFF	TIME OF DAY
1 -		40.334	2:08.218		83.35	8.065	11:29:45.797
2 -	1:19.906	40.350	2:00.256	**(3)**	88.87	0.103	11:31:46.053
3 -	1:20.047	***40.141***	2:00.188	**(2)**	88.92	0.035	11:33:46.241
4 -	1:21.784	40.231	2:02.015		87.59	1.862	11:35:48.256
5 -	***1:19.630***	40.523	***2:00.153***	**(1)**	***88.95***		***11:37:48.409***

P19 37 C Aldo MORELLO Yamaha - Bitstocks & Reveal

IDEAL LAP TIME : 2:00.316 BEST LAP TIME : 2:00.445 DIFFERENCE : 0.129

LAP	SECTOR 1	SECTOR 2	LAP TIME		MPH	DIFF	TIME OF DAY
1 -		39.974	2:06.756		84.32	6.311	11:29:44.335
2 -	1:20.595	***39.850***	***2:00.445***	**(1)**	***88.73***		***11:31:44.780***
3 -	***1:20.466***	41.109	2:01.575	**(3)**	87.91	1.130	11:33:46.355
4 -	1:20.542	40.035	2:00.577	**(2)**	88.64	0.132	11:35:46.932
5 -	1:20.867	40.899	2:01.766		87.77	1.321	11:37:48.698

Weather / Track : Sunny / Dry

Snetterton 300
Circuit Length = 2.9689 miles
Start: 11:27 Flag 11:36 End: 11:41

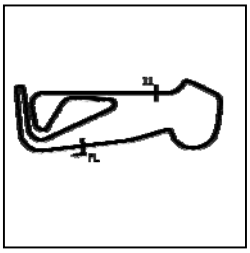

Reactive Parts MRO Powerbikes inc BG Products Clubman 1000

RACE 5 - SECTOR ANALYSIS

SECTOR 1 = FL to I1, SECTOR 2 = I1 to FL, DIFF = Difference To Personal Best Lap, P = Crossed Finish Line in Pit Lane, D = Time Disallowed

P20 36 C James LYON Suzuki - Digitive Ltd

IDEAL LAP TIME : 2:00.669 BEST LAP TIME : 2:00.745 DIFFERENCE : 0.076

LAP	SECTOR 1	SECTOR 2	LAP TIME	MPH	DIFF	TIME OF DAY
1 -		***40.639***	2:11.402	81.33	10.657	11:29:48.981
2 -	1:20.062	41.048	2:01.110 **(2)**	88.25	0.365	11:31:50.091
3 -	1:21.569	41.017	2:02.586	87.18	1.841	11:33:52.677
4 -	***1:20.030***	40.715	***2:00.745*** **(1)**	***88.51***		***11:35:53.422***
5 -	1:20.240	41.083	2:01.323 **(3)**	88.09	0.578	11:37:54.745

P21 49 C Callum HAMMETT Kawasaki -

IDEAL LAP TIME : 2:00.646 BEST LAP TIME : 2:00.646 DIFFERENCE : 0.000

LAP	SECTOR 1	SECTOR 2	LAP TIME	MPH	DIFF	TIME OF DAY
1 -		41.872	2:12.779	80.49	12.133	11:29:50.358
2 -	1:20.548	40.755	2:01.303 **(2)**	88.11	0.657	11:31:51.661
3 -	1:20.933	40.552	2:01.485 **(3)**	87.97	0.839	11:33:53.146
4 -	***1:20.368***	***40.278***	***2:00.646*** **(1)**	***88.59***		***11:35:53.792***
5 -	1:20.546	41.271	2:01.817	87.73	1.171	11:37:55.609

P22 7 C John DAVIS Yamaha -

IDEAL LAP TIME : 2:00.471 BEST LAP TIME : 2:00.907 DIFFERENCE : 0.436

LAP	SECTOR 1	SECTOR 2	LAP TIME	MPH	DIFF	TIME OF DAY
1 -		41.833	2:14.192	79.64	13.285	11:29:51.771
2 -	1:21.138	40.869	2:02.007	87.60	1.100	11:31:53.778
3 -	1:20.406	40.555	2:00.961 **(2)**	88.35	0.054	11:33:54.739
4 -	***1:19.950***	41.378	2:01.328 **(3)**	88.09	0.421	11:35:56.067
5 -	1:20.386	***40.521***	***2:00.907*** **(1)**	***88.39***		***11:37:56.974***

P23 41 David ABRAHAM Kawasaki - Cambridge Motorcycles

IDEAL LAP TIME : 2:00.987 BEST LAP TIME : 2:01.287 DIFFERENCE : 0.300

LAP	SECTOR 1	SECTOR 2	LAP TIME	MPH	DIFF	TIME OF DAY
1 -		***40.781***	2:10.821	81.70	9.534	11:29:48.400
2 -	***1:20.206***	41.081	***2:01.287*** **(1)**	***88.12***		***11:31:49.687***
3 -	1:21.575	40.881	2:02.456 **(2)**	87.28	1.169	11:33:52.143
4 -	1:22.262	41.194	2:03.456	86.57	2.169	11:35:55.599
5 -	1:21.933	40.977	2:02.910 **(3)**	86.95	1.623	11:37:58.509

P24 46 C Simon GATES Kawasaki - Team Kawafati

IDEAL LAP TIME : 2:01.230 BEST LAP TIME : 2:01.230 DIFFERENCE : 0.000

LAP	SECTOR 1	SECTOR 2	LAP TIME	MPH	DIFF	TIME OF DAY
1 -		42.300	2:13.698	79.94	12.468	11:29:51.277
2 -	1:21.453	40.923	2:02.376	87.33	1.146	11:31:53.653
3 -	1:21.325	40.887	2:02.212 **(3)**	87.45	0.982	11:33:55.865
4 -	***1:20.643***	***40.587***	***2:01.230*** **(1)**	***88.16***		***11:35:57.095***
5 -	1:20.927	40.920	2:01.847 **(2)**	87.71	0.617	11:37:58.942

P25 55 C Paul GARNER Yamaha - A51 Racing

IDEAL LAP TIME : 2:01.261 BEST LAP TIME : 2:01.460 DIFFERENCE : 0.199

LAP	SECTOR 1	SECTOR 2	LAP TIME	MPH	DIFF	TIME OF DAY
1 -		41.775	2:14.294	79.58	12.834	11:29:51.873
2 -	1:21.555	40.428	2:01.983 **(2)**	87.61	0.523	11:31:53.856
3 -	1:21.261	40.800	2:02.061	87.56	0.601	11:33:55.917
4 -	***1:20.856***	40.604	***2:01.460*** **(1)**	***87.99***		***11:35:57.377***
5 -	1:21.598	***40.405***	2:02.003 **(3)**	87.60	0.543	11:37:59.380

P26 32 Martin MORRIS Kawasaki - Morris Racing, Resolve, S.R. Hobby

IDEAL LAP TIME : BEST LAP TIME : 2:00.129 DIFFERENCE :

LAP	SECTOR 1	SECTOR 2	LAP TIME	MPH	DIFF	TIME OF DAY

Weather / Track : Sunny / Dry

Snetterton 300
Circuit Length = 2.9689 miles
Start: 11:27 Flag 11:36 End: 11:41

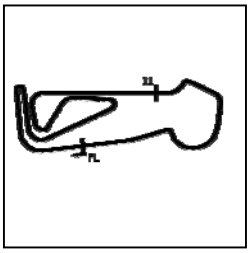

Reactive Parts MRO Powerbikes inc BG Products Clubman 1000

RACE 5 - SECTOR ANALYSIS

SECTOR 1 = FL to I1, SECTOR 2 = I1 to FL, DIFF = Difference To Personal Best Lap, P = Crossed Finish Line in Pit Lane, D = Time Disallowed

1 -			2:16.228	78.45	16.099	11:29:53.807
2 -			2:03.266	86.70	3.137	11:31:57.073
3 -			2:01.900 (3)	87.67	1.771	11:33:58.973
4 -			2:00.597 (2)	88.62	0.468	11:35:59.570
5 -			***2:00.129 (1)***	***88.97***		***11:37:59.699***

P27 136 Joe BALDRY BMW - Chilton Motors

IDEAL LAP TIME : 2:01.414 BEST LAP TIME : 2:01.439 DIFFERENCE : 0.025

LAP	SECTOR 1	SECTOR 2	LAP TIME	MPH	DIFF	TIME OF DAY
1 -		41.688	2:15.146	79.08	13.707	11:29:52.725
2 -	1:21.596	41.302	2:02.898	86.96	1.459	11:31:55.623
3 -	***1:20.670***	41.459	2:02.129 (3)	87.51	0.690	11:33:57.752
4 -	1:20.779	40.941	2:01.720 (2)	87.80	0.281	11:35:59.472
5 -	1:20.695	***40.744***	***2:01.439 (1)***	***88.01***		***11:38:00.911***

P28 75 Peter WOODALL BMW - Core Projects Ltd

IDEAL LAP TIME : 2:02.602 BEST LAP TIME : 2:02.721 DIFFERENCE : 0.119

LAP	SECTOR 1	SECTOR 2	LAP TIME	MPH	DIFF	TIME OF DAY
1 -		41.798	2:15.802	78.70	13.081	11:29:53.381
2 -	1:22.172	41.436	2:03.608	86.46	0.887	11:31:56.989
3 -	1:21.553	***41.192***	2:02.745 (2)	87.07	0.024	11:33:59.734
4 -	***1:21.410***	41.673	2:03.083 (3)	86.83	0.362	11:36:02.817
5 -	1:21.495	41.226	***2:02.721 (1)***	***87.09***		***11:38:05.538***

P29 25 C Louis BARTLETT Kawasaki -

IDEAL LAP TIME : 2:02.842 BEST LAP TIME : 2:02.912 DIFFERENCE : 0.070

LAP	SECTOR 1	SECTOR 2	LAP TIME	MPH	DIFF	TIME OF DAY
1 -		41.640	2:14.752	79.31	11.840	11:29:52.331
2 -	***1:21.819***	41.869	2:03.688 (2)	86.41	0.776	11:31:56.019
3 -	1:21.889	***41.023***	***2:02.912 (1)***	***86.95***		***11:33:58.931***
4 -	1:22.140	41.636	2:03.776	86.35	0.864	11:36:02.707
5 -	1:22.360	41.364	2:03.724 (3)	86.38	0.812	11:38:06.431

P30 34 C Jeremy NICHOLSON Yamaha - Freshwater Estates

IDEAL LAP TIME : 2:02.971 BEST LAP TIME : 2:03.167 DIFFERENCE : 0.196

LAP	SECTOR 1	SECTOR 2	LAP TIME	MPH	DIFF	TIME OF DAY
1 -		41.941	2:15.557	78.84	12.390	11:29:53.136
2 -	1:22.153	***41.170***	2:03.323 (2)	86.66	0.156	11:31:56.459
3 -	***1:21.801***	41.366	***2:03.167 (1)***	***86.77***		***11:33:59.626***
4 -	1:21.937	41.603	2:03.540	86.51	0.373	11:36:03.166
5 -	1:22.146	41.371	2:03.517 (3)	86.53	0.350	11:38:06.683

P31 16 Matthew WREN Aprilia - Broken Matt

IDEAL LAP TIME : 2:07.088 BEST LAP TIME : 2:07.751 DIFFERENCE : 0.663

LAP	SECTOR 1	SECTOR 2	LAP TIME	MPH	DIFF	TIME OF DAY
1 -		***42.122***	2:17.416	77.77	9.665	11:29:54.995
2 -	***1:24.966***	42.785	***2:07.751 (1)***	***83.66***		***11:32:02.746***
3 -	1:27.193	42.726	2:09.919 (3)	82.26	2.168	11:34:12.665
4 -	1:27.365	42.469	2:09.834 (2)	82.32	2.083	11:36:22.499

P32 68 Thomas EUSTACE Ducati - More moto/sublime designs

IDEAL LAP TIME : 1:58.442 BEST LAP TIME : 1:58.760 DIFFERENCE : 0.318

LAP	SECTOR 1	SECTOR 2	LAP TIME	MPH	DIFF	TIME OF DAY
1 -		42.154	2:14.207	79.63	15.447	11:29:51.786
2 -	1:19.192	39.903	1:59.095 (3)	89.74	0.335	11:31:50.881
3 -	1:20.389	40.235	2:00.624	88.60	1.864	11:33:51.505
4 -	1:19.361	***39.399***	***1:58.760 (1)***	***89.99***		***11:35:50.265***
5 -	***1:19.043***	39.890	1:58.933 (2)	89.86	0.173	11:37:49.198

Weather / Track : Sunny / Dry

Snetterton 300
Circuit Length = 2.9689 miles
Start: 11:27 Flag 11:36 End: 11:41

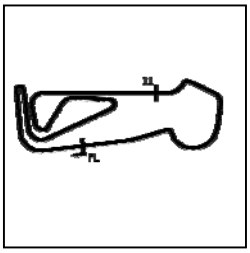

Reactive Parts MRO Powerbikes inc BG Products Clubman 1000

RACE 5 - SECTOR ANALYSIS

SECTOR 1 = FL to I1, SECTOR 2 = I1 to FL, DIFF = Difference To Personal Best Lap, P = Crossed Finish Line in Pit Lane, D = Time Disallowed

P33 42 Andy HORNBY Kawasaki -

IDEAL LAP TIME : 2:00.187 BEST LAP TIME : DIFFERENCE :

LAP	SECTOR 1	SECTOR 2	LAP TIME	MPH	DIFF	TIME OF DAY
1 -		***40.324***	2:09.461	82.55		11:29:47.040

Weather / Track : Sunny / Dry

Snetterton 300
Circuit Length = 2.9689 miles
Start: 11:27 Flag 11:36 End: 11:41

Reactive Parts MRO Powerbikes inc BG Products Clubman 1000

RACE 5 - BEST SECTORS

SECTOR 1

POS	NO	NAME	TIME
1	1	MORPHETT	**1:14.125**
2	99	JOHNSON	**1:14.372**
3	168	NEAVE	**1:15.536**
4	33	NEEVES	**1:15.974**
5	2	BAKER	**1:15.993**
6	69	SETON	**1:16.147**
7	54	HENEGHAN	**1:16.203**
8	76	BYARD	**1:17.414**
9	62	SILVAIN	**1:17.506**
10	40	PATMORE	**1:17.566**
11	10	WILBY	**1:17.671**
12	200	HILLIARD	**1:17.677**
13	15	SIEMIENIUK-JUZWIUK	**1:17.876**
14	154	WHISKER	**1:18.265**
15	148	WILSON	**1:18.523**
16	8	COUGHLAN	**1:18.801**
17	27	COX	**1:18.972**
18	68	EUSTACE	**1:19.043**
19	24	SMITH	**1:19.630**
20	42	HORNBY	**1:19.863**
21	7	DAVIS	**1:19.950**
22	36	LYON	**1:20.030**
23	41	ABRAHAM	**1:20.206**
24	49	HAMMETT	**1:20.368**
25	37	MORELLO	**1:20.466**
26	46	GATES	**1:20.643**
27	136	BALDRY	**1:20.670**
28	55	GARNER	**1:20.856**
29	75	WOODALL	**1:21.410**
30	34	NICHOLSON	**1:21.801**
31	25	BARTLETT	**1:21.819**
32	16	WREN	**1:24.966**
33			

SECTOR 2

NO	NAME	TIME
99	JOHNSON	**37.098**
1	MORPHETT	**37.374**
54	HENEGHAN	**37.682**
33	NEEVES	**37.955**
168	NEAVE	**38.107**
2	BAKER	**38.181**
69	SETON	**38.406**
76	BYARD	**38.495**
200	HILLIARD	**38.520**
40	PATMORE	**38.544**
62	SILVAIN	**38.805**
15	SIEMIENIUK-JUZWIUK	**38.843**
154	WHISKER	**38.899**
10	WILBY	**38.908**
8	COUGHLAN	**39.341**
68	EUSTACE	**39.399**
27	COX	**39.503**
148	WILSON	**39.525**
37	MORELLO	**39.850**
24	SMITH	**40.141**
49	HAMMETT	**40.278**
42	HORNBY	**40.324**
55	GARNER	**40.405**
7	DAVIS	**40.521**
46	GATES	**40.587**
36	LYON	**40.639**
136	BALDRY	**40.744**
41	ABRAHAM	**40.781**
25	BARTLETT	**41.023**
34	NICHOLSON	**41.170**
75	WOODALL	**41.192**
16	WREN	**42.122**

IDEAL / BEST COMPARISON

		PERFECT LAP	1:51.223		
POS	NO	NAME	IDEAL	BEST	DIFF
1	99	JOHNSON	1:51.470	1:51.537	0.067
2	1	MORPHETT	1:51.499	1:51.549	0.050
3	168	NEAVE	1:53.643	1:53.643	0.000
4	54	HENEGHAN	1:53.885	1:54.227	0.342
5	33	NEEVES	1:53.929	1:54.029	0.100
6	2	BAKER	1:54.174	1:54.201	0.027
7	69	SETON	1:54.553	1:54.705	0.152
8	76	BYARD	1:55.909	1:55.909	0.000
9	40	PATMORE	1:56.110	1:56.110	0.000
10	200	HILLIARD	1:56.197	1:56.247	0.050
11	62	SILVAIN	1:56.311	1:56.719	0.408
12	10	WILBY	1:56.579	1:56.579	0.000
13	15	SIEMIENIUK-JUZWIU	1:56.719	1:57.418	0.699
14	154	WHISKER	1:57.164	1:57.164	0.000
15	148	WILSON	1:58.048	1:58.294	0.246
16	8	COUGHLAN	1:58.142	1:58.142	0.000
17	68	EUSTACE	1:58.442	1:58.760	0.318
18	27	COX	1:58.475	1:58.531	0.056
19	24	SMITH	1:59.771	2:00.153	0.382
20	42	HORNBY	2:00.187		
21	37	MORELLO	2:00.316	2:00.445	0.129
22	7	DAVIS	2:00.471	2:00.907	0.436
23	49	HAMMETT	2:00.646	2:00.646	0.000
24	36	LYON	2:00.669	2:00.745	0.076
25	41	ABRAHAM	2:00.987	2:01.287	0.300
26	46	GATES	2:01.230	2:01.230	0.000
27	55	GARNER	2:01.261	2:01.460	0.199
28	136	BALDRY	2:01.414	2:01.439	0.025
29	75	WOODALL	2:02.602	2:02.721	0.119
30	25	BARTLETT	2:02.842	2:02.912	0.070
31	34	NICHOLSON	2:02.971	2:03.167	0.196
32	16	WREN	2:07.088	2:07.751	0.663
33	32	MORRIS		2:00.129	

Weather / Track : Sunny / Dry

Snetterton 300
Circuit Length = 2.9689 miles
Start: 11:27 Flag 11:36 End: 11:41

Results can be found at www.tsl-timing.com

Printed - 11:45 Sunday, 20 May 2018

Reactive Parts MRO Powerbikes inc BG Products Clubman 1000

RACE 14 - GRID (7 Laps)

ROW 11	33	42	Andy HORNBY	32	16	Matthew WREN (2:07.751)	31	34 Jeremy NICHOLSON (2:03.167)
ROW 10	30	25	Louis BARTLETT (2:02.912)	29	75	Peter WOODALL (2:02.721)	28	55 Paul GARNER (2:01.460)
ROW 9	27	136	Joe BALDRY (2:01.439)	26	41	David ABRAHAM (2:01.287)	25	46 Simon GATES (2:01.230)
ROW 8	24	7	John DAVIS (2:00.907)	23	36	James LYON (2:00.745)	22	49 Callum HAMMETT (2:00.646)
ROW 7	21	37	Aldo MORELLO (2:00.445)	20	24	Alan SMITH (2:00.153)	19	32 Martin MORRIS (2:00.129)
ROW 6	18	68	Thomas EUSTACE (1:58.760)	17	27	Dan COX (1:58.531)	16	148 Nicky WILSON (1:58.294)
ROW 5	15	8	John COUGHLAN (1:58.142)	14	15	Mariusz SIEMIENIUK-JUZWIUK (1:57.418)	13	154 Michael WHISKER (1:57.164)
ROW 4	12	62	Kevin SILVAIN (1:56.719)	11	10	Paul WILBY (1:56.579)	10	200 Scott HILLIARD (1:56.247)
ROW 3	9	40	Aiden PATMORE (1:56.110)	8	76	Jason BYARD (1:55.909)	7	69 Phil SETON (1:54.705)
ROW 2	6	54	Steve HENEGHAN (1:54.227)	5	2	Peter BAKER (1:54.201)	4	33 Michael NEEVES (1:54.029)
ROW 1	3	168	Tom NEAVE (1:53.643)	2	1	Joe MORPHETT (1:51.549)	1	99 Anthony JOHNSON (1:51.537) **Pole**

Snetterton 300
Circuit Length = 2.9689 miles

These results are provisional until the conclusion of any judicial and technical matters.

Clerk Of Course :		Timekeeper :

Results can be found at www.tsl-timing.com

Printed - 11:47 Sunday, 20 May 2018

Reactive Parts MRO Powerbikes inc BG Products Clubman 1000

RACE 14 - CLASSIFICATION

POS	NO	CL	PIC	NAME	ENTRY	LAPS	TIME	GAP	DIFF	MPH	BEST	ON
1	**99**		1	Anthony JOHNSON	BMW - Bexhill gearboxes	**7**	13:06.015			95.18	**1:50.901**	3
2	**1**		2	Joe MORPHETT	Yamaha - ASJ Racing	**7**	13:15.365	**9.350**	9.350	94.06	**1:52.093**	2
3	**168**		3	Tom NEAVE	Sazuki -	**7**	13:24.663	**18.648**	9.298	92.97	**1:53.665**	3
4	**2**		4	Peter BAKER	Kawasaki -	**7**	13:31.519	**25.504**	6.856	92.19	**1:54.142**	2
5	**33**		5	Michael NEEVES	BMW - Prime Factors Racing	**7**	13:37.489	**31.474**	5.970	91.51	**1:55.127**	3
6	**10**	C	1	Paul WILBY	Yamaha - MOREMOTO	**7**	13:46.998	**40.983**	9.509	90.46	**1:56.086**	7
7	**40**	C	2	Aiden PATMORE	Kawasaki - SW Roofing	**7**	13:51.501	**45.486**	4.503	89.97	**1:56.521**	5
8	**62**	C	3	Kevin SILVAIN	Kawasaki - KSAUTOS	**7**	13:51.539	**45.524**	0.038	89.97	**1:56.513**	7
9	**76**		6	Jason BYARD	Suzuki - May Construction	**7**	13:52.549	**46.534**	1.010	89.86	**1:57.966**	3
10	**200**	C	4	Scott HILLIARD	Kawasaki - Stallion racing's coming for ya	**7**	13:56.472	**50.457**	3.923	89.44	**1:56.725**	4
11	**8**		7	John COUGHLAN	Aprilia - BIKERSWORLD	**7**	13:57.575	**51.560**	1.103	89.32	**1:57.623**	4
12	**27**	C	5	Dan COX	Yamaha - GWC Joinery LTD/ DC Paintworx	**7**	14:01.756	**55.741**	4.181	88.88	**1:57.938**	4
13	**154**	C	6	Michael WHISKER	BMW - Soprema uk	**7**	14:01.997	**55.982**	0.241	88.85	**1:58.027**	7
14	**15**		8	Mariusz SIEMIENIUK-JUZWIUK	BMW - BELMONT AUTO SERVICE	**7**	14:02.747	**56.732**	0.750	88.77	**1:58.171**	6
15	**24**		9	Alan SMITH	Kawasaki - Orwells Mcs	**7**	14:05.529	**59.514**	2.782	88.48	**1:58.509**	4
16	**37**	C	7	Aldo MORELLO	Yamaha - Bitstocks & Reveal	**7**	14:09.436	**1:03.421**	3.907	88.07	**1:58.851**	4
17	**7**	C	8	John DAVIS	Yamaha -	**7**	14:16.671	**1:10.656**	7.235	87.33	**2:00.915**	4
18	**55**	C	9	Paul GARNER	Yamaha - A51 Racing	**7**	14:19.593	**1:13.578**	2.922	87.03	**2:00.397**	3
19	**32**		10	Martin MORRIS	Kawasaki - Morris Racing, Resolve, S.R. Hobby	**7**	14:20.784	**1:14.769**	1.191	86.91	**2:00.782**	7
20	**75**		11	Peter WOODALL	BMW - Core Projects Ltd	**7**	14:21.346	**1:15.331**	0.562	86.85	**2:00.878**	2
21	**36**	C	10	James LYON	Suzuki - Digitive Ltd	**7**	14:23.242	**1:17.227**	1.896	86.66	**2:00.823**	5
22	**46**	C	11	Simon GATES	Kawasaki - Team Kawafati	**7**	14:26.150	**1:20.135**	2.908	86.37	**2:01.821**	5
23	**136**		12	Joe BALDRY	BMW - Chilton Motors	**7**	14:29.056	**1:23.041**	2.906	86.08	**2:02.077**	3
24	**34**	C	12	Jeremy NICHOLSON	Yamaha - Freshwater Estates	**7**	14:30.458	**1:24.443**	1.402	85.95	**2:01.640**	6
25	**25**	C	13	Louis BARTLETT	Kawasaki -	**7**	14:39.385	**1:33.370**	8.927	85.07	**2:03.479**	4
					NOT CLASSIFIED							
DNF	**49**	C		Callum HAMMETT	Kawasaki -	**6**	12:22.097	**1 Lap**	1 Lap	86.41	**2:01.691**	6
DNF	**69**			Phil SETON	Yamaha -	**3**	5:51.030	**4 Laps**	3 Laps	91.34	**1:54.145**	3
DNF	**54**			Steve HENEGHAN	Yamaha - ReactiveParts.com	**0**						

FASTEST LAP

99		Anthony JOHNSON	BMW - Bexhill gearboxes	**3**	1:50.901	96.37 mph	155.10 kph
10	C	Paul WILBY	Yamaha - MOREMOTO	**7**	1:56.086	92.07 mph	148.17 kph

Class - 92.5% of Race Speed = 88.04 mph
Class C - 92.5% of Race Speed = 83.67 mph

Snetterton 300
Circuit Length = 2.9689 miles
Start: 15:39 Flag 15:52 End: 15:54

Weather / Track : Sunny / Dry
These results are provisional until the conclusion of any judicial and technical matters.

Clerk Of Course :		Timekeeper :

Results can be found at www.tsl-timing.com

Printed - 15:55 Sunday, 20 May 2018

Reactive Parts MRO Powerbikes inc BG Products Clubman 1000

RACE 14 - LAP CHART

LAP 1 @ 15:41:41.019

NO	BEHIND	LAP TIME
99		1:55.964
1	2.691	1:58.655
168	2.913	1:58.877
2	4.132	2:00.096
33	4.289	2:00.253
76	5.902	2:01.866
69	6.355	2:02.319
10	7.311	2:03.275
40	7.794	2:03.758
62	9.022	2:04.986
8	10.984	2:06.948
15	11.402	2:07.366
200	11.788	2:07.752
27	11.876	2:07.840
37	12.288	2:08.252
24	12.675	2:08.639
7	13.628	2:09.592
154	13.678	2:09.642
46	15.103	2:11.067
75	15.137	2:11.101
55	15.201	2:11.165
49	15.936	2:11.900
36	16.642	2:12.606
32	16.902	2:12.866
25	17.992	2:13.956
136	18.196	2:14.160
34	19.038	2:15.002

LAP 2 @ 15:43:32.296

NO	BEHIND	LAP TIME
99		1:51.277
1	3.507	1:52.093
168	5.903	1:54.267
2	6.997	1:54.142
33	8.238	1:55.226
69	9.644	1:54.566
76	12.887	1:58.262
10	13.225	1:57.191
62	16.621	1:58.876
8	19.420	1:59.713
40	20.124	2:03.607
27	20.729	2:00.130
200	21.238	2:00.727
15	21.539	2:01.414
154	21.788	1:59.387
24	22.364	2:00.966
37	22.752	2:01.741
7	23.691	2:01.340
75	24.738	2:00.878
55	25.438	2:01.514
46	26.802	2:02.976
49	27.035	2:02.376
36	28.549	2:03.184
32	28.674	2:03.049
136	29.555	2:02.636
25	30.440	2:03.725
34	30.991	2:03.230

LAP 3 @ 15:45:23.197

NO	BEHIND	LAP TIME
99		1:50.901
1	5.118	1:52.512
168	8.667	1:53.665
2	10.479	1:54.383
33	12.464	1:55.127
69	12.888	1:54.145
76	19.952	1:57.966
10	20.276	1:57.952
62	24.710	1:58.990
40	25.815	1:56.592
8	26.554	1:58.035
200	28.214	1:57.877
27	28.783	1:58.955
154	29.044	1:58.157
15	29.590	1:58.952
24	30.392	1:58.929
37	31.169	1:59.318
7	33.795	2:01.005
75	34.898	2:01.061
55	34.934	2:00.397
46	37.923	2:02.022
49	38.188	2:02.054
32	38.670	2:00.897
36	39.116	2:01.468
136	40.731	2:02.077
25	43.244	2:03.705
34	43.619	2:03.529

LAP 4 @ 15:47:14.165

NO	BEHIND	LAP TIME
99		1:50.968
1	6.564	1:52.414
168	11.646	1:53.947
2	14.605	1:55.094
33	17.921	1:56.425
76	27.021	1:58.037
10	27.408	1:58.100
62	32.236	1:58.494
40	32.336	1:57.489
8	33.209	1:57.623
200	33.971	1:56.725
27	35.753	1:57.938
154	37.102	1:59.026
24	37.933	1:58.509
15	38.291	1:59.669
37	39.052	1:58.851
7	43.742	2:00.915
55	45.533	2:01.567
75	45.763	2:01.833
46	48.946	2:01.991
32	49.165	2:01.463
49	49.168	2:01.948
36	49.974	2:01.826
136	52.152	2:02.389
25	55.755	2:03.479
34	55.759	2:03.108

LAP 5 @ 15:49:05.782

NO	BEHIND	LAP TIME
99		1:51.617
1	7.573	1:52.626
168	14.512	1:54.483
2	18.279	1:55.291
33	22.059	1:55.755
76	33.480	1:58.076
10	33.875	1:58.084
40	37.240	1:56.521
62	37.633	1:57.014
8	39.650	1:58.058
200	39.887	1:57.533
27	43.372	1:59.236
154	44.740	1:59.255
24	45.398	1:59.082
15	45.465	1:58.791
37	46.893	1:59.458
7	53.283	2:01.158
55	56.307	2:02.391
75	56.463	2:02.317
32	58.402	2:00.854
46	59.150	2:01.821
36	59.180	2:00.823
49	59.679	2:02.128
136	1:03.070	2:02.535
34	1:05.884	2:01.742
25	1:08.702	2:04.564

LAP 6 @ 15:50:57.864

NO	BEHIND	LAP TIME
99		1:52.082
1	8.587	1:53.096
168	16.565	1:54.135
2	22.089	1:55.892
33	26.472	1:56.495
10	38.103	1:56.310
76	39.912	1:58.514
40	41.798	1:56.640
62	42.217	1:56.666
200	45.658	1:57.853
8	46.269	1:58.701
27	50.054	1:58.764
154	51.161	1:58.503
15	51.554	1:58.171
24	53.131	1:59.815
37	54.769	1:59.958
7	1:02.372	2:01.171
55	1:05.207	2:00.982
75	1:06.509	2:02.128
32	1:07.193	2:00.873
36	1:07.994	2:00.896
46	1:09.004	2:01.936
49	1:09.288	2:01.691
136	1:13.678	2:02.690
34	1:15.442	2:01.640
25	1:22.321	2:05.701

LAP 7 @ 15:52:51.070

NO	BEHIND	LAP TIME
99		1:53.206
1	9.350	1:53.969
168	18.648	1:55.289
2	25.504	1:56.621
33	31.474	1:58.208
10	40.983	1:56.086
40	45.486	1:56.894
62	45.524	1:56.513
76	46.534	1:59.828
200	50.457	1:58.005
8	51.560	1:58.497
27	55.741	1:58.893
154	55.982	1:58.027
15	56.732	1:58.384
24	59.514	1:59.589
37	1:03.421	2:01.858
7	1:10.656	2:01.490
55	1:13.578	2:01.577
32	1:14.769	2:00.782
75	1:15.331	2:02.028
36	1:17.227	2:02.439
46	1:20.135	2:04.337
136	1:23.041	2:02.569
34	1:24.443	2:02.207
25	1:33.370	2:04.255

Weather / Track : Sunny / Dry

Snetterton 300
Circuit Length = 2.9689 miles
Start: 15:39 Flag 15:52 End: 15:54

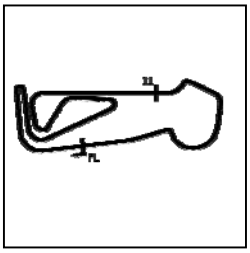

Reactive Parts MRO Powerbikes inc BG Products Clubman 1000

RACE 14 - SECTOR ANALYSIS

SECTOR 1 = FL to I1, SECTOR 2 = I1 to FL, DIFF = Difference To Personal Best Lap, P = Crossed Finish Line in Pit Lane, D = Time Disallowed

P1 99 Anthony JOHNSON BMW - Bexhill gearboxes

IDEAL LAP TIME : 1:50.775 BEST LAP TIME : 1:50.901 DIFFERENCE : 0.126

LAP	SECTOR 1	SECTOR 2	LAP TIME	MPH	DIFF	TIME OF DAY
1 -		37.106	1:55.964	92.16	5.063	15:41:41.019
2 -	1:14.279	36.998	1:51.277 (3)	96.04	0.376	15:43:32.296
3 -	1:13.950	***36.951***	***1:50.901 (1)***	***96.37***		***15:45:23.197***
4 -	***1:13.824***	37.144	1:50.968 (2)	96.31	0.067	15:47:14.165
5 -	1:14.391	37.226	1:51.617	95.75	0.716	15:49:05.782
6 -	1:14.576	37.506	1:52.082	95.35	1.181	15:50:57.864
7 -	1:15.368	37.838	1:53.206	94.41	2.305	15:52:51.070

P2 1 Joe MORPHETT Yamaha - ASJ Racing

IDEAL LAP TIME : 1:52.093 BEST LAP TIME : 1:52.093 DIFFERENCE : 0.000

LAP	SECTOR 1	SECTOR 2	LAP TIME	MPH	DIFF	TIME OF DAY
1 -		37.535	1:58.655	90.07	6.562	15:41:43.710
2 -	***1:14.565***	***37.528***	***1:52.093 (1)***	***95.35***		***15:43:35.803***
3 -	1:14.870	37.642	1:52.512 (3)	94.99	0.419	15:45:28.315
4 -	1:14.771	37.643	1:52.414 (2)	95.07	0.321	15:47:20.729
5 -	1:14.658	37.968	1:52.626	94.89	0.533	15:49:13.355
6 -	1:15.096	38.000	1:53.096	94.50	1.003	15:51:06.451
7 -	1:15.902	38.067	1:53.969	93.78	1.876	15:53:00.420

P3 168 Tom NEAVE Sazuki -

IDEAL LAP TIME : 1:53.645 BEST LAP TIME : 1:53.665 DIFFERENCE : 0.020

LAP	SECTOR 1	SECTOR 2	LAP TIME	MPH	DIFF	TIME OF DAY
1 -		37.907	1:58.877	89.90	5.212	15:41:43.932
2 -	1:15.920	38.347	1:54.267	93.53	0.602	15:43:38.199
3 -	1:15.828	***37.837***	***1:53.665 (1)***	***94.03***		***15:45:31.864***
4 -	***1:15.808***	38.139	1:53.947 (2)	93.79	0.282	15:47:25.811
5 -	1:16.221	38.262	1:54.483	93.35	0.818	15:49:20.294
6 -	1:15.932	38.203	1:54.135 (3)	93.64	0.470	15:51:14.429
7 -	1:16.375	38.914	1:55.289	92.70	1.624	15:53:09.718

P4 2 Peter BAKER Kawasaki -

IDEAL LAP TIME : 1:53.995 BEST LAP TIME : 1:54.142 DIFFERENCE : 0.147

LAP	SECTOR 1	SECTOR 2	LAP TIME	MPH	DIFF	TIME OF DAY
1 -		38.262	2:00.096	88.99	5.954	15:41:45.151
2 -	***1:15.740***	38.402	***1:54.142 (1)***	***93.63***		***15:43:39.293***
3 -	1:16.128	***38.255***	1:54.383 (2)	93.44	0.241	15:45:33.676
4 -	1:16.515	38.579	1:55.094 (3)	92.86	0.952	15:47:28.770
5 -	1:16.725	38.566	1:55.291	92.70	1.149	15:49:24.061
6 -	1:17.002	38.890	1:55.892	92.22	1.750	15:51:19.953
7 -	1:17.709	38.912	1:56.621	91.64	2.479	15:53:16.574

P5 33 Michael NEEVES BMW - Prime Factors Racing

IDEAL LAP TIME : 1:54.848 BEST LAP TIME : 1:55.127 DIFFERENCE : 0.279

LAP	SECTOR 1	SECTOR 2	LAP TIME	MPH	DIFF	TIME OF DAY
1 -		***38.089***	2:00.253	88.87	5.126	15:41:45.308
2 -	1:16.856	38.370	1:55.226 (2)	92.75	0.099	15:43:40.534
3 -	***1:16.759***	38.368	***1:55.127 (1)***	***92.83***		***15:45:35.661***
4 -	1:17.963	38.462	1:56.425	91.80	1.298	15:47:32.086
5 -	1:17.446	38.309	1:55.755 (3)	92.33	0.628	15:49:27.841
6 -	1:17.502	38.993	1:56.495	91.74	1.368	15:51:24.336
7 -	1:18.625	39.583	1:58.208	90.41	3.081	15:53:22.544

P6 10 C Paul WILBY Yamaha - MOREMOTO

IDEAL LAP TIME : 1:55.941 BEST LAP TIME : 1:56.086 DIFFERENCE : 0.145

LAP	SECTOR 1	SECTOR 2	LAP TIME	MPH	DIFF	TIME OF DAY

Weather / Track : Sunny / Dry

Snetterton 300
Circuit Length = 2.9689 miles
Start: 15:39 Flag 15:52 End: 15:54

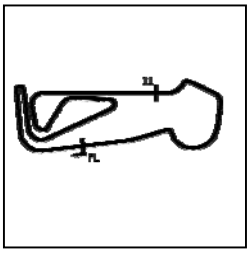

Reactive Parts MRO Powerbikes inc BG Products Clubman 1000

RACE 14 - SECTOR ANALYSIS

SECTOR 1 = FL to I1, SECTOR 2 = I1 to FL, DIFF = Difference To Personal Best Lap, P = Crossed Finish Line in Pit Lane, D = Time Disallowed

1 -		39.237	2:03.275		86.70	7.189	15:41:48.330
2 -	1:17.730	39.461	1:57.191	(3)	91.20	1.105	15:43:45.521
3 -	1:18.761	39.191	1:57.952		90.61	1.866	15:45:43.473
4 -	1:18.545	39.555	1:58.100		90.50	2.014	15:47:41.573
5 -	1:18.533	39.551	1:58.084		90.51	1.998	15:49:39.657
6 -	***1:17.246***	39.064	1:56.310	(2)	91.89	0.224	15:51:35.967
7 -	1:17.391	***38.695***	***1:56.086***	**(1)**	***92.07***		***15:53:32.053***

P7 40 C Aiden PATMORE Kawasaki - SW Roofing

IDEAL LAP TIME : 1:56.366 BEST LAP TIME : 1:56.521 DIFFERENCE : 0.155

LAP	SECTOR 1	SECTOR 2	LAP TIME		MPH	DIFF	TIME OF DAY
1 -		39.009	2:03.758		86.36	7.237	15:41:48.813
2 -	1:24.620	38.987	2:03.607		86.46	7.086	15:43:52.420
3 -	1:17.900	***38.692***	1:56.592	(2)	91.67	0.071	15:45:49.012
4 -	1:17.746	39.743	1:57.489		90.97	0.968	15:47:46.501
5 -	1:17.681	38.840	***1:56.521***	**(1)**	***91.72***		***15:49:43.022***
6 -	1:17.731	38.909	1:56.640	(3)	91.63	0.119	15:51:39.662
7 -	***1:17.674***	39.220	1:56.894		91.43	0.373	15:53:36.556

P8 62 C Kevin SILVAIN Kawasaki - KSAUTOS

IDEAL LAP TIME : 1:56.513 BEST LAP TIME : 1:56.513 DIFFERENCE : 0.000

LAP	SECTOR 1	SECTOR 2	LAP TIME		MPH	DIFF	TIME OF DAY
1 -		39.504	2:04.986		85.51	8.473	15:41:50.041
2 -	1:19.516	39.360	1:58.876		89.90	2.363	15:43:48.917
3 -	1:19.501	39.489	1:58.990		89.82	2.477	15:45:47.907
4 -	1:18.679	39.815	1:58.494		90.19	1.981	15:47:46.401
5 -	1:17.981	39.033	1:57.014	(3)	91.34	0.501	15:49:43.415
6 -	1:17.575	39.091	1:56.666	(2)	91.61	0.153	15:51:40.081
7 -	***1:17.503***	***39.010***	***1:56.513***	**(1)**	***91.73***		***15:53:36.594***

P9 76 Jason BYARD Suzuki - May Construction

IDEAL LAP TIME : 1:57.624 BEST LAP TIME : 1:57.966 DIFFERENCE : 0.342

LAP	SECTOR 1	SECTOR 2	LAP TIME		MPH	DIFF	TIME OF DAY
1 -		***39.020***	2:01.866		87.70	3.900	15:41:46.921
2 -	1:18.654	39.608	1:58.262		90.37	0.296	15:43:45.183
3 -	1:18.765	39.201	***1:57.966***	**(1)**	***90.60***		***15:45:43.149***
4 -	***1:18.604***	39.433	1:58.037	(2)	90.54	0.071	15:47:41.186
5 -	1:18.677	39.399	1:58.076	(3)	90.51	0.110	15:49:39.262
6 -	1:18.902	39.612	1:58.514		90.18	0.548	15:51:37.776
7 -	1:19.359	40.469	1:59.828		89.19	1.862	15:53:37.604

P10 200 C Scott HILLIARD Kawasaki - Stallion racing's coming for ya

IDEAL LAP TIME : 1:56.546 BEST LAP TIME : 1:56.725 DIFFERENCE : 0.179

LAP	SECTOR 1	SECTOR 2	LAP TIME		MPH	DIFF	TIME OF DAY
1 -		39.880	2:07.752		83.66	11.027	15:41:52.807
2 -	1:21.189	39.538	2:00.727		88.53	4.002	15:43:53.534
3 -	1:18.708	39.169	1:57.877		90.67	1.152	15:45:51.411
4 -	1:18.039	***38.686***	***1:56.725***	**(1)**	***91.56***		***15:47:48.136***
5 -	***1:17.860***	39.673	1:57.533	(2)	90.93	0.808	15:49:45.669
6 -	1:18.738	39.115	1:57.853	(3)	90.68	1.128	15:51:43.522
7 -	1:18.607	39.398	1:58.005		90.57	1.280	15:53:41.527

P11 8 John COUGHLAN Aprilia - BIKERSWORLD

IDEAL LAP TIME : 1:57.563 BEST LAP TIME : 1:57.623 DIFFERENCE : 0.060

LAP	SECTOR 1	SECTOR 2	LAP TIME		MPH	DIFF	TIME OF DAY
1 -		39.806	2:06.948		84.19	9.325	15:41:52.003
2 -	1:20.071	39.642	1:59.713		89.28	2.090	15:43:51.716
3 -	1:18.620	***39.415***	1:58.035	(2)	90.55	0.412	15:45:49.751
4 -	***1:18.148***	39.475	***1:57.623***	**(1)**	***90.86***		***15:47:47.374***

Snetterton 300
Circuit Length = 2.9689 miles
Start: 15:39 Flag 15:52 End: 15:54

Weather / Track : Sunny / Dry

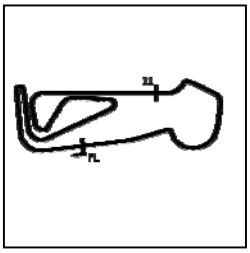

Reactive Parts MRO Powerbikes inc BG Products Clubman 1000

RACE 14 - SECTOR ANALYSIS

SECTOR 1 = FL to I1, SECTOR 2 = I1 to FL, DIFF = Difference To Personal Best Lap, P = Crossed Finish Line in Pit Lane, D = Time Disallowed

5 -	1:18.540	39.518	1:58.058 **(3)**	90.53	0.435	15:49:45.432
6 -	1:18.914	39.787	1:58.701	90.04	1.078	15:51:44.133
7 -	1:18.997	39.500	1:58.497	90.19	0.874	15:53:42.630

P12 27 C Dan COX Yamaha - GWC Joinery LTD/ DC Paintworx

IDEAL LAP TIME : 1:57.926 BEST LAP TIME : 1:57.938 DIFFERENCE : 0.012

LAP	SECTOR 1	SECTOR 2	LAP TIME	MPH	DIFF	TIME OF DAY
1 -		40.042	2:07.840	83.60	9.902	15:41:52.895
2 -	1:20.524	39.606	2:00.130	88.97	2.192	15:43:53.025
3 -	1:19.358	39.597	1:58.955	89.84	1.017	15:45:51.980
4 -	***1:18.407***	39.531	***1:57.938*** **(1)**	***90.62***		***15:47:49.918***
5 -	1:19.329	39.907	1:59.236	89.63	1.298	15:49:49.154
6 -	1:19.245	***39.519***	1:58.764 **(2)**	89.99	0.826	15:51:47.918
7 -	1:19.157	39.736	1:58.893 **(3)**	89.89	0.955	15:53:46.811

P13 154 C Michael WHISKER BMW - Soprema uk

IDEAL LAP TIME : 1:57.985 BEST LAP TIME : 1:58.027 DIFFERENCE : 0.042

LAP	SECTOR 1	SECTOR 2	LAP TIME	MPH	DIFF	TIME OF DAY
1 -		40.351	2:09.642	82.44	11.615	15:41:54.697
2 -	1:19.810	39.577	1:59.387	89.52	1.360	15:43:54.084
3 -	1:18.966	***39.191***	1:58.157 **(2)**	90.45	0.130	15:45:52.241
4 -	1:19.275	39.751	1:59.026	89.79	0.999	15:47:51.267
5 -	1:19.323	39.932	1:59.255	89.62	1.228	15:49:50.522
6 -	1:19.057	39.446	1:58.503 **(3)**	90.19	0.476	15:51:49.025
7 -	***1:18.794***	39.233	***1:58.027*** **(1)**	***90.55***		***15:53:47.052***

P14 15 Mariusz SIEMIENIUK-JUZWIUK BMW - BELMONT AUTO SERVICE

IDEAL LAP TIME : 1:58.136 BEST LAP TIME : 1:58.171 DIFFERENCE : 0.035

LAP	SECTOR 1	SECTOR 2	LAP TIME	MPH	DIFF	TIME OF DAY
1 -		39.817	2:07.366	83.91	9.195	15:41:52.421
2 -	1:21.571	39.843	2:01.414	88.03	3.243	15:43:53.835
3 -	1:19.590	39.362	1:58.952	89.85	0.781	15:45:52.787
4 -	1:19.633	40.036	1:59.669	89.31	1.498	15:47:52.456
5 -	1:19.614	39.177	1:58.791 **(3)**	89.97	0.620	15:49:51.247
6 -	1:19.099	***39.072***	***1:58.171*** **(1)**	***90.44***		***15:51:49.418***
7 -	***1:19.064***	39.320	1:58.384 **(2)**	90.28	0.213	15:53:47.802

P15 24 Alan SMITH Kawasaki - Orwells Mcs

IDEAL LAP TIME : 1:58.334 BEST LAP TIME : 1:58.509 DIFFERENCE : 0.175

LAP	SECTOR 1	SECTOR 2	LAP TIME	MPH	DIFF	TIME OF DAY
1 -		40.143	2:08.639	83.08	10.130	15:41:53.694
2 -	1:20.785	40.181	2:00.966	88.35	2.457	15:43:54.660
3 -	1:19.508	***39.421***	1:58.929 **(2)**	89.86	0.420	15:45:53.589
4 -	***1:18.913***	39.596	***1:58.509*** **(1)**	***90.18***		***15:47:52.098***
5 -	1:19.168	39.914	1:59.082 **(3)**	89.75	0.573	15:49:51.180
6 -	1:19.666	40.149	1:59.815	89.20	1.306	15:51:50.995
7 -	1:19.426	40.163	1:59.589	89.37	1.080	15:53:50.584

P16 37 C Aldo MORELLO Yamaha - Bitstocks & Reveal

IDEAL LAP TIME : 1:58.851 BEST LAP TIME : 1:58.851 DIFFERENCE : 0.000

LAP	SECTOR 1	SECTOR 2	LAP TIME	MPH	DIFF	TIME OF DAY
1 -		40.119	2:08.252	83.33	9.401	15:41:53.307
2 -	1:21.646	40.095	2:01.741	87.79	2.890	15:43:55.048
3 -	1:19.466	39.852	1:59.318 **(2)**	89.57	0.467	15:45:54.366
4 -	***1:19.219***	***39.632***	***1:58.851*** **(1)**	***89.92***		***15:47:53.217***
5 -	1:19.804	39.654	1:59.458 **(3)**	89.47	0.607	15:49:52.675
6 -	1:19.827	40.131	1:59.958	89.09	1.107	15:51:52.633
7 -	1:21.164	40.694	2:01.858	87.70	3.007	15:53:54.491

Snetterton 300
Circuit Length = 2.9689 miles
Start: 15:39 Flag 15:52 End: 15:54

Weather / Track : Sunny / Dry

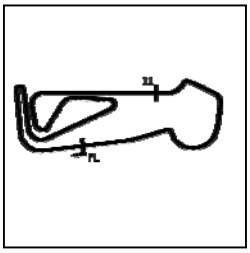

Reactive Parts MRO Powerbikes inc BG Products Clubman 1000

RACE 14 - SECTOR ANALYSIS

SECTOR 1 = FL to I1, SECTOR 2 = I1 to FL, DIFF = Difference To Personal Best Lap, P = Crossed Finish Line in Pit Lane, D = Time Disallowed

P17 7 C John DAVIS Yamaha -

IDEAL LAP TIME : 2:00.444 BEST LAP TIME : 2:00.915 DIFFERENCE : 0.471

LAP	SECTOR 1	SECTOR 2	LAP TIME	MPH	DIFF	TIME OF DAY
1 -		40.637	2:09.592	82.47	8.677	15:41:54.647
2 -	1:20.984	***40.356***	2:01.340	88.08	0.425	15:43:55.987
3 -	1:20.582	40.423	2:01.005 **(2)**	88.32	0.090	15:45:56.992
4 -	***1:20.088***	40.827	***2:00.915*** **(1)**	***88.39***		***15:47:57.907***
5 -	1:20.475	40.683	2:01.158 **(3)**	88.21	0.243	15:49:59.065
6 -	1:20.420	40.751	2:01.171	88.20	0.256	15:52:00.236
7 -	1:20.765	40.725	2:01.490	87.97	0.575	15:54:01.726

P18 55 C Paul GARNER Yamaha - A51 Racing

IDEAL LAP TIME : 2:00.122 BEST LAP TIME : 2:00.397 DIFFERENCE : 0.275

LAP	SECTOR 1	SECTOR 2	LAP TIME	MPH	DIFF	TIME OF DAY
1 -		40.589	2:11.165	81.48	10.768	15:41:56.220
2 -	1:21.352	***40.162***	2:01.514 **(3)**	87.95	1.117	15:43:57.734
3 -	***1:19.960***	40.437	***2:00.397*** **(1)**	***88.77***		***15:45:58.131***
4 -	1:20.979	40.588	2:01.567	87.91	1.170	15:47:59.698
5 -	1:21.984	40.407	2:02.391	87.32	1.994	15:50:02.089
6 -	1:20.741	40.241	2:00.982 **(2)**	88.34	0.585	15:52:03.071
7 -	1:20.759	40.818	2:01.577	87.91	1.180	15:54:04.648

P19 32 Martin MORRIS Kawasaki - Morris Racing, Resolve, S.R. Hobby

IDEAL LAP TIME : BEST LAP TIME : 2:00.782 DIFFERENCE :

LAP	SECTOR 1	SECTOR 2	LAP TIME	MPH	DIFF	TIME OF DAY
1 -			2:12.866	80.44	12.084	15:41:57.921
2 -			2:03.049	86.86	2.267	15:44:00.970
3 -			2:00.897	88.40	0.115	15:46:01.867
4 -			2:01.463	87.99	0.681	15:48:03.330
5 -			2:00.854 **(2)**	88.43	0.072	15:50:04.184
6 -			2:00.873 **(3)**	88.42	0.091	15:52:05.057
7 -			***2:00.782*** **(1)**	***88.49***		***15:54:05.839***

P20 75 Peter WOODALL BMW - Core Projects Ltd

IDEAL LAP TIME : 2:00.737 BEST LAP TIME : 2:00.878 DIFFERENCE : 0.141

LAP	SECTOR 1	SECTOR 2	LAP TIME	MPH	DIFF	TIME OF DAY
1 -		***40.553***	2:11.101	81.52	10.223	15:41:56.156
2 -	***1:20.184***	40.694	***2:00.878*** **(1)**	***88.42***		***15:43:57.034***
3 -	1:20.436	40.625	2:01.061 **(2)**	88.28	0.183	15:45:58.095
4 -	1:20.827	41.006	2:01.833 **(3)**	87.72	0.955	15:47:59.928
5 -	1:21.066	41.251	2:02.317	87.38	1.439	15:50:02.245
6 -	1:21.224	40.904	2:02.128	87.51	1.250	15:52:04.373
7 -	1:21.428	40.600	2:02.028	87.58	1.150	15:54:06.401

P21 36 C James LYON Suzuki - Digitive Ltd

IDEAL LAP TIME : 2:00.804 BEST LAP TIME : 2:00.823 DIFFERENCE : 0.019

LAP	SECTOR 1	SECTOR 2	LAP TIME	MPH	DIFF	TIME OF DAY
1 -		41.305	2:12.606	80.59	11.783	15:41:57.661
2 -	1:21.979	41.205	2:03.184	86.76	2.361	15:44:00.845
3 -	1:20.988	40.480	2:01.468 **(3)**	87.99	0.645	15:46:02.313
4 -	1:20.814	41.012	2:01.826	87.73	1.003	15:48:04.139
5 -	1:20.504	***40.319***	***2:00.823*** **(1)**	***88.46***		***15:50:04.962***
6 -	***1:20.485***	40.411	2:00.896 **(2)**	88.40	0.073	15:52:05.858
7 -	1:20.743	41.696	2:02.439	87.29	1.616	15:54:08.297

P22 46 C Simon GATES Kawasaki - Team Kawafati

IDEAL LAP TIME : 2:01.507 BEST LAP TIME : 2:01.821 DIFFERENCE : 0.314

LAP	SECTOR 1	SECTOR 2	LAP TIME	MPH	DIFF	TIME OF DAY

Snetterton 300
Circuit Length = 2.9689 miles
Start: 15:39 Flag 15:52 End: 15:54

Weather / Track : Sunny / Dry

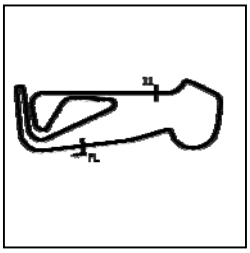

Reactive Parts MRO Powerbikes inc BG Products Clubman 1000

RACE 14 - SECTOR ANALYSIS

SECTOR 1 = FL to I1, SECTOR 2 = I1 to FL, DIFF = Difference To Personal Best Lap, P = Crossed Finish Line in Pit Lane, D = Time Disallowed

1 -		40.698	2:11.067		81.54	9.246	15:41:56.122
2 -	1:21.621	41.355	2:02.976		86.91	1.155	15:43:59.098
3 -	1:21.282	40.740	2:02.022		87.59	0.201	15:46:01.120
4 -	1:21.203	40.788	2:01.991	(3)	87.61	0.170	15:48:03.111
5 -	***1:20.938***	40.883	***2:01.821***	**(1)**	***87.73***		***15:50:04.932***
6 -	1:21.367	***40.569***	2:01.936	(2)	87.65	0.115	15:52:06.868
7 -	1:23.360	40.977	2:04.337		85.96	2.516	15:54:11.205

P23 136 Joe BALDRY — BMW - Chilton Motors

IDEAL LAP TIME : 2:01.410 BEST LAP TIME : 2:02.077 DIFFERENCE : 0.667

LAP	SECTOR 1	SECTOR 2	LAP TIME		MPH	DIFF	TIME OF DAY
1 -		41.586	2:14.160		79.66	12.083	15:41:59.215
2 -	1:21.808	***40.828***	2:02.636		87.15	0.559	15:44:01.851
3 -	1:20.692	41.385	***2:02.077***	**(1)**	***87.55***		***15:46:03.928***
4 -	***1:20.582***	41.807	2:02.389	(2)	87.32	0.312	15:48:06.317
5 -	1:21.303	41.232	2:02.535	(3)	87.22	0.458	15:50:08.852
6 -	1:21.322	41.368	2:02.690		87.11	0.613	15:52:11.542
7 -	1:21.296	41.273	2:02.569		87.20	0.492	15:54:14.111

P24 34 C Jeremy NICHOLSON — Yamaha - Freshwater Estates

IDEAL LAP TIME : 2:01.640 BEST LAP TIME : 2:01.640 DIFFERENCE : 0.000

LAP	SECTOR 1	SECTOR 2	LAP TIME		MPH	DIFF	TIME OF DAY
1 -		41.731	2:15.002		79.16	13.362	15:42:00.057
2 -	1:21.710	41.520	2:03.230		86.73	1.590	15:44:03.287
3 -	1:21.926	41.603	2:03.529		86.52	1.889	15:46:06.816
4 -	1:21.516	41.592	2:03.108		86.81	1.468	15:48:09.924
5 -	1:20.892	40.850	2:01.742	(2)	87.79	0.102	15:50:11.666
6 -	***1:20.891***	***40.749***	***2:01.640***	**(1)**	***87.86***		***15:52:13.306***
7 -	1:21.435	40.772	2:02.207	(3)	87.45	0.567	15:54:15.513

P25 25 C Louis BARTLETT — Kawasaki -

IDEAL LAP TIME : 2:02.678 BEST LAP TIME : 2:03.479 DIFFERENCE : 0.801

LAP	SECTOR 1	SECTOR 2	LAP TIME		MPH	DIFF	TIME OF DAY
1 -		41.750	2:13.956		79.78	10.477	15:41:59.011
2 -	1:21.959	41.766	2:03.725	(3)	86.38	0.246	15:44:02.736
3 -	1:22.311	41.394	2:03.705	(2)	86.39	0.226	15:46:06.441
4 -	***1:21.497***	41.982	***2:03.479***	**(1)**	***86.55***		***15:48:09.920***
5 -	1:23.205	41.359	2:04.564		85.80	1.085	15:50:14.484
6 -	1:23.214	42.487	2:05.701		85.02	2.222	15:52:20.185
7 -	1:23.074	***41.181***	2:04.255		86.01	0.776	15:54:24.440

P26 49 C Callum HAMMETT — Kawasaki -

IDEAL LAP TIME : 2:01.437 BEST LAP TIME : 2:01.691 DIFFERENCE : 0.254

LAP	SECTOR 1	SECTOR 2	LAP TIME		MPH	DIFF	TIME OF DAY
1 -		40.591	2:11.900		81.03	10.209	15:41:56.955
2 -	1:21.411	40.965	2:02.376		87.33	0.685	15:43:59.331
3 -	***1:21.229***	40.825	2:02.054	(3)	87.56	0.363	15:46:01.385
4 -	1:21.350	40.598	2:01.948	(2)	87.64	0.257	15:48:03.333
5 -	1:21.783	40.345	2:02.128		87.51	0.437	15:50:05.461
6 -	1:21.483	***40.208***	***2:01.691***	**(1)**	***87.82***		***15:52:07.152***

P27 69 Phil SETON — Yamaha -

IDEAL LAP TIME : 1:54.145 BEST LAP TIME : 1:54.145 DIFFERENCE : 0.000

LAP	SECTOR 1	SECTOR 2	LAP TIME		MPH	DIFF	TIME OF DAY
1 -		38.947	2:02.319		87.37	8.174	15:41:47.374
2 -	1:16.323	38.243	1:54.566	(2)	93.29	0.421	15:43:41.940
3 -	***1:15.966***	***38.179***	***1:54.145***	**(1)**	***93.63***		***15:45:36.085***

Weather / Track : Sunny / Dry

Snetterton 300
Circuit Length = 2.9689 miles
Start: 15:39 Flag 15:52 End: 15:54

Reactive Parts MRO Powerbikes inc BG Products Clubman 1000

RACE 14 - BEST SECTORS

SECTOR 1

POS	NO	NAME	TIME
1	99	JOHNSON	**1:13.824**
2	1	MORPHETT	**1:14.565**
3	2	BAKER	**1:15.740**
4	168	NEAVE	**1:15.808**
5	69	SETON	**1:15.966**
6	33	NEEVES	**1:16.759**
7	10	WILBY	**1:17.246**
8	62	SILVAIN	**1:17.503**
9	40	PATMORE	**1:17.674**
10	200	HILLIARD	**1:17.860**
11	8	COUGHLAN	**1:18.148**
12	27	COX	**1:18.407**
13	76	BYARD	**1:18.604**
14	154	WHISKER	**1:18.794**
15	24	SMITH	**1:18.913**
16	15	SIEMIENIUK-JUZWIUK	**1:19.064**
17	37	MORELLO	**1:19.219**
18	55	GARNER	**1:19.960**
19	7	DAVIS	**1:20.088**
20	75	WOODALL	**1:20.184**
21	36	LYON	**1:20.485**
22	136	BALDRY	**1:20.582**
23	34	NICHOLSON	**1:20.891**
24	46	GATES	**1:20.938**
25	49	HAMMETT	**1:21.229**
26	25	BARTLETT	**1:21.497**
27			
28			

SECTOR 2

NO	NAME	TIME
99	JOHNSON	**36.951**
1	MORPHETT	**37.528**
168	NEAVE	**37.837**
33	NEEVES	**38.089**
69	SETON	**38.179**
2	BAKER	**38.255**
200	HILLIARD	**38.686**
40	PATMORE	**38.692**
10	WILBY	**38.695**
62	SILVAIN	**39.010**
76	BYARD	**39.020**
15	SIEMIENIUK-JUZWIUK	**39.072**
154	WHISKER	**39.191**
8	COUGHLAN	**39.415**
24	SMITH	**39.421**
27	COX	**39.519**
37	MORELLO	**39.632**
55	GARNER	**40.162**
49	HAMMETT	**40.208**
36	LYON	**40.319**
7	DAVIS	**40.356**
75	WOODALL	**40.553**
46	GATES	**40.569**
34	NICHOLSON	**40.749**
136	BALDRY	**40.828**
25	BARTLETT	**41.181**

IDEAL / BEST COMPARISON

POS	NO	NAME	IDEAL	BEST	DIFF
		PERFECT LAP	1:50.775		
1	99	JOHNSON	1:50.775	1:50.901	0.126
2	1	MORPHETT	1:52.093	1:52.093	0.000
3	168	NEAVE	1:53.645	1:53.665	0.020
4	2	BAKER	1:53.995	1:54.142	0.147
5	69	SETON	1:54.145	1:54.145	0.000
6	33	NEEVES	1:54.848	1:55.127	0.279
7	10	WILBY	1:55.941	1:56.086	0.145
8	40	PATMORE	1:56.366	1:56.521	0.155
9	62	SILVAIN	1:56.513	1:56.513	0.000
10	200	HILLIARD	1:56.546	1:56.725	0.179
11	8	COUGHLAN	1:57.563	1:57.623	0.060
12	76	BYARD	1:57.624	1:57.966	0.342
13	27	COX	1:57.926	1:57.938	0.012
14	154	WHISKER	1:57.985	1:58.027	0.042
15	15	SIEMIENIUK-JUZWIU	1:58.136	1:58.171	0.035
16	24	SMITH	1:58.334	1:58.509	0.175
17	37	MORELLO	1:58.851	1:58.851	0.000
18	55	GARNER	2:00.122	2:00.397	0.275
19	7	DAVIS	2:00.444	2:00.915	0.471
20	75	WOODALL	2:00.737	2:00.878	0.141
21	36	LYON	2:00.804	2:00.823	0.019
22	136	BALDRY	2:01.410	2:02.077	0.667
23	49	HAMMETT	2:01.437	2:01.691	0.254
24	46	GATES	2:01.507	2:01.821	0.314
25	34	NICHOLSON	2:01.640	2:01.640	0.000
26	25	BARTLETT	2:02.678	2:03.479	0.801
27	32	MORRIS		2:00.782	

Weather / Track : Sunny / Dry

Snetterton 300
Circuit Length = 2.9689 miles
Start: 15:39 Flag 15:52 End: 15:54

Results can be found at www.tsl-timing.com

Printed - 15:55 Sunday, 20 May 2018

BMCRC-MRO Championships 2018

BMCRC Rookie 600 & 1000

Snetterton 300 Circuit

19th / 20th May 2018

Results Provided by Timing Solutions Ltd
www.tsl-timing.com

Snetterton 300

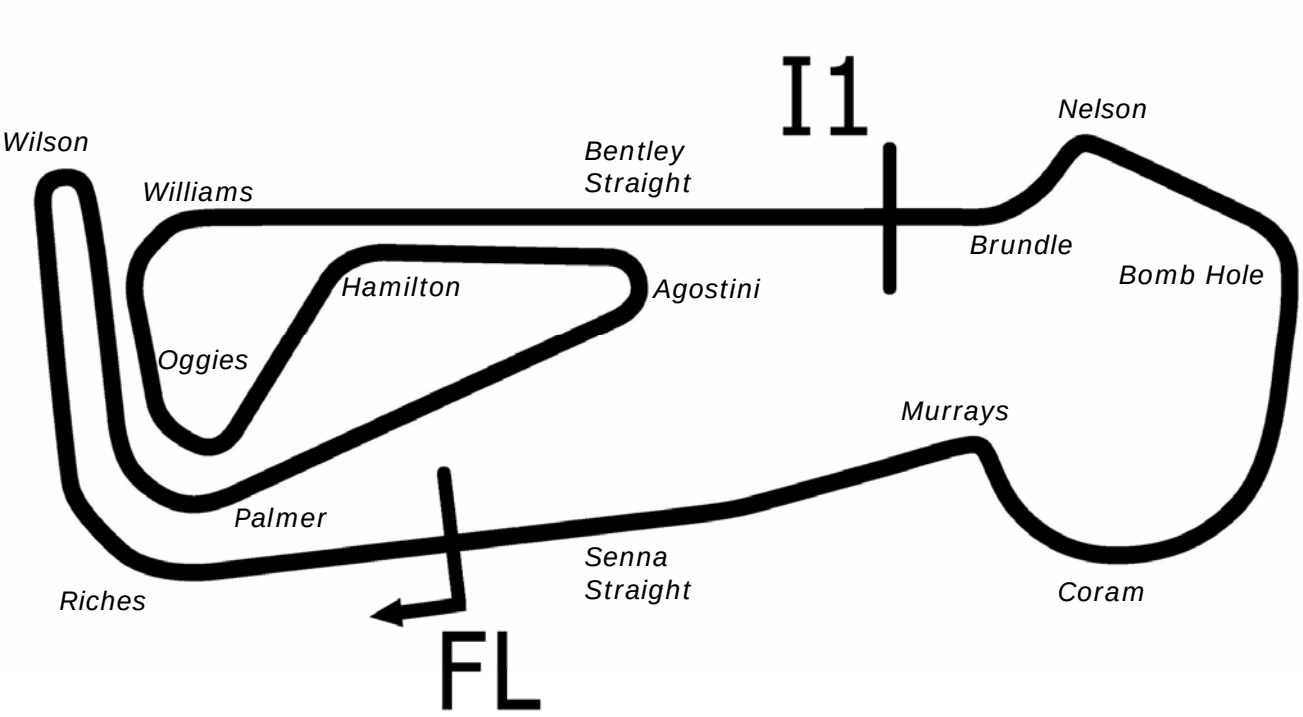

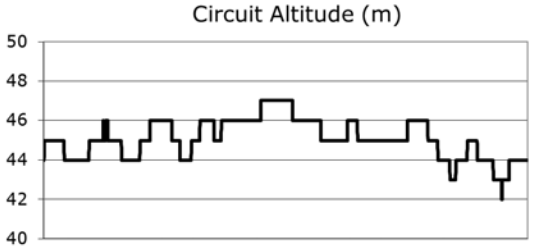

Length	2.9689 miles	4778.0 m	
FL		52.46340 N	0.94476 E
I1	3198m	52.46617 N	0.94964 E
Pit Entry	4572m	52.46364 N	0.94774 E
Pit Exit	40m after FL	52.46338 N	0.94420 E

Pit Entry–Pit Exit 246m, 14.7s @60kph, 11.0s @80kph

All results available at www.tsl-timing.com

L&W Contractors Rookie 600 & 1000

QUALIFYING - CLASSIFICATION

POS	NO	CL	PIC	NAME	ENTRY	TIME	ON	LAPS	GAP	DIFF	MPH
1	110	1000	1	Peter GUNN	BMW -	2:03.457	2	5			86.57
2	175	1000	2	Mark KENDLE	Kawasaki - LiMAR OILTOOLS	2:03.679	4	4	0.222	0.222	86.41
3	272	1000	3	Daniel JOHNSON	BMW -	2:05.147	3	6	1.690	1.468	85.40
4	81	1000	4	Chris DRINKALD	Kawaski - Rymer Racing	2:05.292	3	3	1.835	0.145	85.30
5	161	1000	5	Dean ANDERSON	Honda - fog racing	2:06.166	3	4	2.709	0.874	84.71
6	818*	600	1	Alex BARKER	Yamaha - Courtneys Vehicle Logistics & Barker Woodrow	2:07.047	5	6	3.590	0.881	84.12
7	39	600	2	Max MORGAN	Kawasaki - MSS PERFORMANCE	2:08.859	6	6	5.402	1.812	82.94
8	42	600	3	Michael ATTWOOD	Yamaha - Moremoto	2:10.120	6	6	6.663	1.261	82.14
9	2	600	4	Toby TRUNDLE	Triumph - Harris Motorcycles Ltd - Harlow Essex	2:10.293	6	6	6.836	0.173	82.03
10	205	600	5	Christopher DOWLER	Suzuki -	2:10.399	5	6	6.942	0.106	81.96
11	82	1000	6	Matthew HAWKINS	Yamaha -	2:10.429	3	6	6.972	0.030	81.94
12	107	600	6	Michael WHEELDON	Triumph -	2:10.989	3	6	7.532	0.560	81.59
13	100	600	7	Craig HOWTON	Suzuki - Me	2:11.309	6	6	7.852	0.320	81.39
14	646	1000	7	Sukhminder RAI	Aprilia - Asian Sensation	2:11.365	5	5	7.908	0.056	81.36
15	59	1000	8	Dave NESTER	Bmw -	2:12.051	6	6	8.594	0.686	80.93
16	18	600	8	Jamie THOMAS	Suzuki - Team RubyRacing	2:12.698	5	6	9.241	0.647	80.54
17	31	600	9	Daniel BOUDIER	Yamaha - Deben Racing	2:13.595	6	6	10.138	0.897	80.00
18	128	1000	9	Kevin CLARKE	Suzuki -	2:13.902	5	6	10.445	0.307	79.82
19	194	600	10	Liam CRACKNELL	Kawasaki -	2:14.451	4	6	10.994	0.549	79.49
20	117	600	11	Ross MERRY	Honda -	2:16.280	5	5	12.823	1.829	78.42
21	84	600	12	Phillip MCMANAMON	Honda -	2:17.239	6	6	13.782	0.959	77.87
22	115	600	13	Rory PATTERSON	Kawasaki -	2:18.608	5	5	15.151	1.369	77.11
23	8	600	14	Dave SAUNDERS	Honda -	2:19.207	5	5	15.750	0.599	76.77
24	188	600	15	Dawid KRAWIECKI	Honda - Code Blue LTD	2:19.461	5	5	16.004	0.254	76.63
25	69	600	16	Robert WINDEATT	Triumph - L&W Contractors	2:19.668	5	5	16.211	0.207	76.52
26	20	600	17	Matt CLARKE	Kawasaki - Hayley Group PLC	2:21.864	6	6	18.407	2.196	75.34
27	196	600	18	Emma PETERSON	Yamaha - Rst Concept store-Helmet City Chichester.Fish	2:25.992	4	5	22.535	4.128	73.21
28	24	600	19	Mark REYNOLDS	Yamaha -	2:32.691	3	5	29.234	6.699	69.99
29	113	600	20	Illia ZHURAVEL	Kawasaki -	2:33.337	5	5	29.880	0.646	69.70
30	105	600	21	Benjamin STONARD	Honda -	2:34.793	3	3	31.336	1.456	69.04
31	999	600	22	Simon READ	Yamaha -	2:34.967	5	5	31.510	0.174	68.97
32	33	600	23	Mark LAWRENCE	Honda - Sarky racing	2:39.995	4	5	36.538	5.028	66.80
33	56	1000	10	Michael CROSSMAN	Aprillia - FOG RACING	2:41.526	4	5	38.069	1.531	66.16
34	790	600	24	Andrew VOY	Kawasaki -	2:41.769	1	1	38.312	0.243	66.07

Snetterton 300
Circuit Length = 2.9689 miles
Start: 09:18 Flag 09:31 End: 09:33

Weather / Track : Bright / Dry

These results are provisional until the conclusion of any judicial and technical matters.

Clerk Of Course :		Timekeeper :

Results can be found at www.tsl-timing.com

Printed - 09:34 Saturday, 19 May 2018

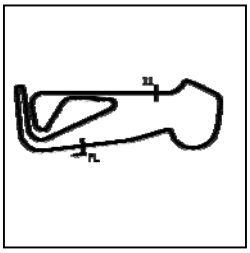

L&W Contractors Rookie 600 & 1000

QUALIFYING - SECTOR ANALYSIS

SECTOR 1 = FL to I1, SECTOR 2 = I1 to FL, DIFF = Difference To Personal Best Lap, P = Crossed Finish Line in Pit Lane, D = Time Disallowed

P1 110 1000 Peter GUNN BMW -

IDEAL LAP TIME : 2:02.694 BEST LAP TIME : 2:03.457 DIFFERENCE : 0.763

LAP	SECTOR 1	SECTOR 2	LAP TIME	MPH	DIFF	TIME OF DAY
1 -	1:28.552	42.626	2:11.178	81.47	7.721	09:21:20.566
2 -	1:22.638	40.819	***2:03.457*** **(1)**	***86.57***		***09:23:24.023***
3 -	1:24.291	***40.629***	2:04.920 **(3)**	85.55	1.463	09:25:28.943
4 -	1:23.380	42.034	2:05.414	85.22	1.957	09:27:34.357
5 -	***1:22.065***	41.810	2:03.875 **(2)**	86.28	0.418	09:29:38.232

P2 175 1000 Mark KENDLE Kawasaki - LiMAR OILTOOLS

IDEAL LAP TIME : 2:03.352 BEST LAP TIME : 2:03.679 DIFFERENCE : 0.327

LAP	SECTOR 1	SECTOR 2	LAP TIME	MPH	DIFF	TIME OF DAY
1 -	1:30.437	42.769	2:13.206	80.23	9.527	09:21:00.080
2 -	***1:22.108***	41.993	2:04.101 **(2)**	86.12	0.422	09:23:04.181
3 -	1:22.267	42.029	2:04.296 **(3)**	85.98	0.617	09:25:08.477
4 -	1:22.435	***41.244***	***2:03.679*** **(1)**	***86.41***		***09:27:12.156***

P3 272 1000 Daniel JOHNSON BMW -

IDEAL LAP TIME : 2:04.103 BEST LAP TIME : 2:05.147 DIFFERENCE : 1.044

LAP	SECTOR 1	SECTOR 2	LAP TIME	MPH	DIFF	TIME OF DAY
1 -	1:35.938	46.196	2:22.134	75.19	16.987	09:21:37.688
2 -	1:26.387	42.741	2:09.128	82.77	3.981	09:23:46.816
3 -	1:23.335	***41.812***	***2:05.147*** **(1)**	***85.40***		***09:25:51.963***
4 -	***1:22.291***	43.436	2:05.727 **(3)**	85.01	0.580	09:27:57.690
5 -	1:23.297	42.656	2:05.953	84.85	0.806	09:30:03.643
6 -	1:22.390	43.027	2:05.417 **(2)**	85.22	0.270	09:32:09.060

P4 81 1000 Chris DRINKALD Kawaski - Rymer Racing

IDEAL LAP TIME : 2:04.947 BEST LAP TIME : 2:05.292 DIFFERENCE : 0.345

LAP	SECTOR 1	SECTOR 2	LAP TIME	MPH	DIFF	TIME OF DAY
1 -	1:31.936	43.394	2:15.330 **(3)**	78.97	10.038	09:21:01.384
2 -	1:23.310	***42.280***	2:05.590 **(2)**	85.10	0.298	09:23:06.974
3 -	***1:22.667***	42.625	***2:05.292*** **(1)**	***85.30***		***09:25:12.266***

P5 161 1000 Dean ANDERSON Honda - fog racing

IDEAL LAP TIME : 2:05.935 BEST LAP TIME : 2:06.166 DIFFERENCE : 0.231

LAP	SECTOR 1	SECTOR 2	LAP TIME	MPH	DIFF	TIME OF DAY
1 -	1:31.365	43.692	2:15.057	79.13	8.891	09:21:01.247
2 -	1:25.154	***41.774***	2:06.928 **(2)**	84.20	0.762	09:23:08.175
3 -	***1:24.161***	42.005	***2:06.166*** **(1)**	***84.71***		***09:25:14.341***
4 -	1:26.091	43.389	2:09.480 **(3)**	82.54	3.314	09:27:23.821

P6 818 600 Alex BARKER Yamaha - Courtneys Vehicle Logistics & Barker Woodrow Archit

IDEAL LAP TIME : 2:07.014 BEST LAP TIME : 2:07.047 DIFFERENCE : 0.033

LAP	SECTOR 1	SECTOR 2	LAP TIME	MPH	DIFF	TIME OF DAY
1 -	1:39.335	45.581	2:24.916	73.75	17.869	09:21:19.685
2 -	1:28.669	44.504	2:13.173	80.25	6.126	09:23:32.858
3 -	1:24.439	***42.591***	~~2:07.030~~ **D**	84.13		09:25:39.888
4 -	1:26.264	42.765	2:09.029 **(3)**	82.83	1.982	09:27:48.917
5 -	***1:24.423***	42.624	***2:07.047*** **(1)**	***84.12***		***09:29:55.964***
6 -	1:24.507	42.948	2:07.455 **(2)**	83.85	0.408	09:32:03.419

P7 39 600 Max MORGAN Kawasaki - MSS PERFORMANCE

IDEAL LAP TIME : 2:08.747 BEST LAP TIME : 2:08.859 DIFFERENCE : 0.112

LAP	SECTOR 1	SECTOR 2	LAP TIME	MPH	DIFF	TIME OF DAY
1 -	1:34.065	45.854	2:19.919	76.38	11.060	09:21:33.197
2 -	1:29.443	44.946	2:14.389	79.53	5.530	09:23:47.586

Snetterton 300
Circuit Length = 2.9689 miles
Start: 09:18 Flag 09:31 End: 09:33

Weather / Track : Bright / Dry

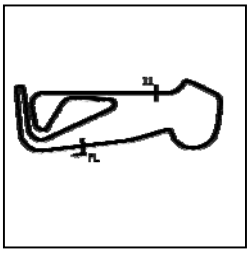

L&W Contractors Rookie 600 & 1000

QUALIFYING - SECTOR ANALYSIS

SECTOR 1 = FL to I1, SECTOR 2 = I1 to FL, DIFF = Difference To Personal Best Lap, P = Crossed Finish Line in Pit Lane, D = Time Disallowed

3 -	***1:25.850***	44.112	2:09.962	**(2)**	82.24	1.103	09:25:57.548
4 -	1:26.308	44.438	2:10.746		81.74	1.887	09:28:08.294
5 -	1:25.949	44.228	2:10.177	**(3)**	82.10	1.318	09:30:18.471
6 -	1:25.962	***42.897***	***2:08.859***	**(1)**	***82.94***		***09:32:27.330***

P8 42 600 Michael ATTWOOD Yamaha - Moremoto

IDEAL LAP TIME : 2:09.687 BEST LAP TIME : 2:10.120 DIFFERENCE : 0.433

LAP	SECTOR 1	SECTOR 2	LAP TIME		MPH	DIFF	TIME OF DAY
1 -	1:38.161	46.059	2:24.220		74.10	14.100	09:21:14.911
2 -	1:28.962	44.719	2:13.681		79.95	3.561	09:23:28.592
3 -	1:27.041	43.889	2:10.930	**(3)**	81.63	0.810	09:25:39.522
4 -	1:28.175	43.632	2:11.807		81.08	1.687	09:27:51.329
5 -	1:26.798	***43.574***	2:10.372	**(2)**	81.98	0.252	09:30:01.701
6 -	***1:26.113***	44.007	***2:10.120***	**(1)**	***82.14***		***09:32:11.821***

P9 2 600 Toby TRUNDLE Triumph - Harris Motorcycles Ltd - Harlow Essex

IDEAL LAP TIME : 2:10.293 BEST LAP TIME : 2:10.293 DIFFERENCE : 0.000

LAP	SECTOR 1	SECTOR 2	LAP TIME		MPH	DIFF	TIME OF DAY
1 -	1:38.424	47.473	2:25.897		73.25	15.604	09:21:16.710
2 -	1:32.594	45.711	2:18.305		77.27	8.012	09:23:35.015
3 -	1:28.981	45.233	2:14.214		79.63	3.921	09:25:49.229
4 -	1:27.755	44.497	2:12.252	**(3)**	80.81	1.959	09:28:01.481
5 -	1:27.114	44.100	2:11.214	**(2)**	81.45	0.921	09:30:12.695
6 -	***1:26.669***	***43.624***	***2:10.293***	**(1)**	***82.03***		***09:32:22.988***

P10 205 600 Christopher DOWLER Suzuki -

IDEAL LAP TIME : 2:10.399 BEST LAP TIME : 2:10.399 DIFFERENCE : 0.000

LAP	SECTOR 1	SECTOR 2	LAP TIME		MPH	DIFF	TIME OF DAY
1 -	1:39.082	46.942	2:26.024		73.19	15.625	09:21:17.831
2 -	1:30.026	44.968	2:14.994		79.17	4.595	09:23:32.825
3 -	1:27.450	45.455	2:12.905	**(3)**	80.41	2.506	09:25:45.730
4 -	1:27.987	46.188	2:14.175		79.65	3.776	09:27:59.905
5 -	***1:26.843***	***43.556***	***2:10.399***	**(1)**	***81.96***		***09:30:10.304***
6 -	1:27.261	44.823	2:12.084	**(2)**	80.91	1.685	09:32:22.388

P11 82 1000 Matthew HAWKINS Yamaha -

IDEAL LAP TIME : 2:10.429 BEST LAP TIME : 2:10.429 DIFFERENCE : 0.000

LAP	SECTOR 1	SECTOR 2	LAP TIME		MPH	DIFF	TIME OF DAY
1 -	1:35.496	46.229	2:21.725		75.41	11.296	09:21:09.716
2 -	1:28.272	44.647	2:12.919	**(3)**	80.41	2.490	09:23:22.635
3 -	***1:26.482***	***43.947***	***2:10.429***	**(1)**	***81.94***		***09:25:33.064***
4 -	1:28.046	44.882	2:12.928		80.40	2.499	09:27:45.992
5 -	1:28.147	44.090	2:12.237	**(2)**	80.82	1.808	09:29:58.229
6 -	1:27.368	46.981	2:14.349		79.55	3.920	09:32:12.578

P12 107 600 Michael WHEELDON Triumph -

IDEAL LAP TIME : 2:10.865 BEST LAP TIME : 2:10.989 DIFFERENCE : 0.124

LAP	SECTOR 1	SECTOR 2	LAP TIME		MPH	DIFF	TIME OF DAY
1 -	1:35.479	46.169	2:21.648		75.45	10.659	09:21:32.722
2 -	1:28.934	***43.646***	2:12.580		80.61	1.591	09:23:45.302
3 -	***1:27.219***	43.770	***2:10.989***	**(1)**	***81.59***		***09:25:56.291***
4 -	1:27.314	44.209	2:11.523	**(2)**	81.26	0.534	09:28:07.814
5 -	1:27.279	44.847	2:12.126	**(3)**	80.89	1.137	09:30:19.940
6 -	1:27.861	44.856	2:12.717		80.53	1.728	09:32:32.657

P13 100 600 Craig HOWTON Suzuki - Me

IDEAL LAP TIME : 2:11.309 BEST LAP TIME : 2:11.309 DIFFERENCE : 0.000

LAP	SECTOR 1	SECTOR 2	LAP TIME	MPH	DIFF	TIME OF DAY

Weather / Track : Bright / Dry

Snetterton 300
Circuit Length = 2.9689 miles
Start: 09:18 Flag 09:31 End: 09:33

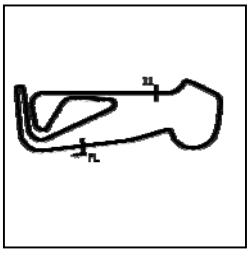

L&W Contractors Rookie 600 & 1000

QUALIFYING - SECTOR ANALYSIS

SECTOR 1 = FL to I1, SECTOR 2 = I1 to FL, DIFF = Difference To Personal Best Lap, P = Crossed Finish Line in Pit Lane, D = Time Disallowed

1 -	1:38.013	46.977	2:24.990		73.71	13.681	09:21:11.219
2 -	1:28.396	44.563	2:12.959		80.38	1.650	09:23:24.178
3 -	1:28.029	44.667	2:12.696	(3)	80.54	1.387	09:25:36.874
4 -	1:30.875	43.878	2:14.753		79.31	3.444	09:27:51.627
5 -	1:27.796	44.079	2:11.875	(2)	81.04	0.566	09:30:03.502
6 -	***1:27.555***	***43.754***	***2:11.309***	**(1)**	***81.39***		***09:32:14.811***

P14 646 1000 Sukhminder RAI Aprilia - Asian Sensation

IDEAL LAP TIME : 2:11.365 BEST LAP TIME : 2:11.365 DIFFERENCE : 0.000

LAP	SECTOR 1	SECTOR 2	LAP TIME		MPH	DIFF	TIME OF DAY
1 -	OUTLAP	46.915	2:26.037		73.18	14.672	09:23:57.393
2 -	1:29.753	44.648	2:14.401		79.52	3.036	09:26:11.794
3 -	1:27.454	45.173	2:12.627	(3)	80.58	1.262	09:28:24.421
4 -	1:27.422	44.929	2:12.351	(2)	80.75	0.986	09:30:36.772
5 -	***1:27.262***	***44.103***	***2:11.365***	**(1)**	***81.36***		***09:32:48.137***

P15 59 1000 Dave NESTER Bmw -

IDEAL LAP TIME : 2:12.051 BEST LAP TIME : 2:12.051 DIFFERENCE : 0.000

LAP	SECTOR 1	SECTOR 2	LAP TIME		MPH	DIFF	TIME OF DAY
1 -	1:43.594	50.465	2:34.059		69.37	22.008	09:21:52.824
2 -	1:35.275	47.512	2:22.787		74.85	10.736	09:24:15.611
3 -	1:31.661	47.161	2:18.822		76.99	6.771	09:26:34.433
4 -	1:29.426	46.403	2:15.829	(3)	78.68	3.778	09:28:50.262
5 -	1:29.151	45.937	2:15.088	(2)	79.11	3.037	09:31:05.350
6 -	***1:27.746***	***44.305***	***2:12.051***	**(1)**	***80.93***		***09:33:17.401***

P16 18 600 Jamie THOMAS Suzuki - Team RubyRacing

IDEAL LAP TIME : 2:12.698 BEST LAP TIME : 2:12.698 DIFFERENCE : 0.000

LAP	SECTOR 1	SECTOR 2	LAP TIME		MPH	DIFF	TIME OF DAY
1 -	1:37.267	46.370	2:23.637		74.41	10.939	09:21:11.286
2 -	1:29.141	44.736	2:13.877	(3)	79.83	1.179	09:23:25.163
3 -	1:34.447	46.404	2:20.851		75.88	8.153	09:25:46.014
4 -	1:31.060	46.155	2:17.215		77.89	4.517	09:28:03.229
5 -	***1:28.408***	***44.290***	***2:12.698***	**(1)**	***80.54***		***09:30:15.927***
6 -	1:28.874	44.550	2:13.424	(2)	80.10	0.726	09:32:29.351

P17 31 600 Daniel BOUDIER Yamaha - Deben Racing

IDEAL LAP TIME : 2:13.595 BEST LAP TIME : 2:13.595 DIFFERENCE : 0.000

LAP	SECTOR 1	SECTOR 2	LAP TIME		MPH	DIFF	TIME OF DAY
1 -	1:45.705	49.674	2:35.379		68.78	21.784	09:21:20.975
2 -	1:35.263	45.890	2:21.153		75.71	7.558	09:23:42.128
3 -	1:32.720	46.586	2:19.306	(3)	76.72	5.711	09:26:01.434
4 -	1:32.682	46.646	2:19.328		76.71	5.733	09:28:20.762
5 -	1:31.321	45.492	2:16.813	(2)	78.12	3.218	09:30:37.575
6 -	***1:29.085***	***44.510***	***2:13.595***	**(1)**	***80.00***		***09:32:51.170***

P18 128 1000 Kevin CLARKE Suzuki -

IDEAL LAP TIME : 2:13.902 BEST LAP TIME : 2:13.902 DIFFERENCE : 0.000

LAP	SECTOR 1	SECTOR 2	LAP TIME		MPH	DIFF	TIME OF DAY
1 -	1:40.687	47.398	2:28.085		72.17	14.183	09:21:17.032
2 -	1:31.793	45.119	2:16.912		78.06	3.010	09:23:33.944
3 -	1:29.560	45.222	2:14.782	(3)	79.29	0.880	09:25:48.726
4 -	1:29.614	45.611	2:15.225		79.03	1.323	09:28:03.951
5 -	***1:28.923***	***44.979***	***2:13.902***	**(1)**	***79.82***		***09:30:17.853***
6 -	1:29.024	45.352	2:14.376	(2)	79.53	0.474	09:32:32.229

Weather / Track : Bright / Dry

Snetterton 300
Circuit Length = 2.9689 miles
Start: 09:18 Flag 09:31 End: 09:33

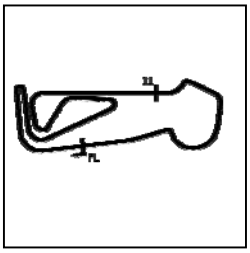

L&W Contractors Rookie 600 & 1000

QUALIFYING - SECTOR ANALYSIS

SECTOR 1 = FL to I1, SECTOR 2 = I1 to FL, DIFF = Difference To Personal Best Lap, P = Crossed Finish Line in Pit Lane, D = Time Disallowed

P19 194 600 Liam CRACKNELL

Kawasaki -

IDEAL LAP TIME : 2:14.080 BEST LAP TIME : 2:14.451 DIFFERENCE : 0.371

LAP	SECTOR 1	SECTOR 2	LAP TIME	MPH	DIFF	TIME OF DAY
1 -	1:43.954	48.502	2:32.456	70.10	18.005	09:21:22.918
2 -	1:33.570	46.049	2:19.619	76.55	5.168	09:23:42.537
3 -	1:31.747	46.388	2:18.135	77.37	3.684	09:26:00.672
4 -	***1:29.378***	45.073	***2:14.451*** **(1)**	***79.49***		***09:28:15.123***
5 -	1:29.765	***44.702***	2:14.467 **(2)**	79.48	0.016	09:30:29.590
6 -	1:29.865	45.152	2:15.017 **(3)**	79.16	0.566	09:32:44.607

P20 117 600 Ross MERRY

Honda -

IDEAL LAP TIME : 2:16.280 BEST LAP TIME : 2:16.280 DIFFERENCE : 0.000

LAP	SECTOR 1	SECTOR 2	LAP TIME	MPH	DIFF	TIME OF DAY
1 -	1:48.774	50.970	2:39.744	66.90	23.464	09:21:54.530
2 -	1:49.333	48.381	2:37.714	67.76	21.434	09:24:32.244
3 -	1:33.044	47.348	2:20.392 **(3)**	76.13	4.112	09:26:52.636
4 -	1:30.852	45.664	2:16.516 **(2)**	78.29	0.236	09:29:09.152
5 -	***1:30.818***	***45.462***	***2:16.280*** **(1)**	***78.42***		***09:31:25.432***

P21 84 600 Phillip MCMANAMON

Honda -

IDEAL LAP TIME : 2:16.848 BEST LAP TIME : 2:17.239 DIFFERENCE : 0.391

LAP	SECTOR 1	SECTOR 2	LAP TIME	MPH	DIFF	TIME OF DAY
1 -	1:42.909	49.539	2:32.448	70.10	15.209	09:21:17.038
2 -	1:34.480	48.736	2:23.216	74.62	5.977	09:23:40.254
3 -	1:32.600	47.943	2:20.543 **(3)**	76.04	3.304	09:26:00.797
4 -	1:33.565	47.750	2:21.315	75.63	4.076	09:28:22.112
5 -	1:31.801	***46.265***	2:18.066 **(2)**	77.41	0.827	09:30:40.178
6 -	***1:30.583***	46.656	***2:17.239*** **(1)**	***77.87***		***09:32:57.417***

P22 115 600 Rory PATTERSON

Kawasaki -

IDEAL LAP TIME : 2:18.608 BEST LAP TIME : 2:18.608 DIFFERENCE : 0.000

LAP	SECTOR 1	SECTOR 2	LAP TIME	MPH	DIFF	TIME OF DAY
1 -	1:47.281	51.124	2:38.405	67.47	19.797	09:21:52.229
2 -	1:36.012	48.553	2:24.565	73.93	5.957	09:24:16.794
3 -	1:34.078	47.824	2:21.902 **(3)**	75.32	3.294	09:26:38.696
4 -	1:33.480	47.770	2:21.250 **(2)**	75.66	2.642	09:28:59.946
5 -	***1:31.560***	***47.048***	***2:18.608*** **(1)**	***77.11***		***09:31:18.554***

P23 8 600 Dave SAUNDERS

Honda -

IDEAL LAP TIME : 2:19.207 BEST LAP TIME : 2:19.207 DIFFERENCE : 0.000

LAP	SECTOR 1	SECTOR 2	LAP TIME	MPH	DIFF	TIME OF DAY
1 -	1:47.581	49.840	2:37.421	67.89	18.214	09:21:51.701
2 -	1:37.402	48.215	2:25.617	73.39	6.410	09:24:17.318
3 -	1:34.741	48.300	2:23.041 **(3)**	74.72	3.834	09:26:40.359
4 -	1:32.720	47.384	2:20.104 **(2)**	76.28	0.897	09:29:00.463
5 -	***1:32.405***	***46.802***	***2:19.207*** **(1)**	***76.77***		***09:31:19.670***

P24 188 600 Dawid KRAWIECKI

Honda - Code Blue LTD

IDEAL LAP TIME : 2:19.433 BEST LAP TIME : 2:19.461 DIFFERENCE : 0.028

LAP	SECTOR 1	SECTOR 2	LAP TIME	MPH	DIFF	TIME OF DAY
1 -	1:47.579	46.676	2:34.255	69.28	14.794	09:21:54.546
2 -	1:35.434	48.164	2:23.598 **(3)**	74.43	4.137	09:24:18.144
3 -	***1:32.973***	49.606	2:22.579 **(2)**	74.96	3.118	09:26:40.723
4 -	1:37.166	49.578	2:26.744	72.83	7.283	09:29:07.467
5 -	1:33.001	***46.460***	***2:19.461*** **(1)**	***76.63***		***09:31:26.928***

Weather / Track : Bright / Dry

Snetterton 300
Circuit Length = 2.9689 miles
Start: 09:18 Flag 09:31 End: 09:33

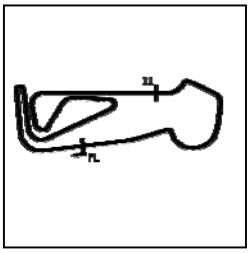

L&W Contractors Rookie 600 & 1000

QUALIFYING - SECTOR ANALYSIS

SECTOR 1 = FL to I1, SECTOR 2 = I1 to FL, DIFF = Difference To Personal Best Lap, P = Crossed Finish Line in Pit Lane, D = Time Disallowed

P25 69 600 Robert WINDEATT Triumph - L&W Contractors

IDEAL LAP TIME : 2:19.668 BEST LAP TIME : 2:19.668 DIFFERENCE : 0.000

LAP	SECTOR 1	SECTOR 2	LAP TIME	MPH	DIFF	TIME OF DAY
1 -	1:47.525	49.696	2:37.221	67.98	17.553	09:21:50.851
2 -	1:36.636	48.939	2:25.575	73.41	5.907	09:24:16.426
3 -	1:33.980	48.000	2:21.980 **(3)**	75.27	2.312	09:26:38.406
4 -	1:33.594	47.469	2:21.063 **(2)**	75.76	1.395	09:28:59.469
5 -	***1:32.780***	***46.888***	***2:19.668*** **(1)**	***76.52***		***09:31:19.137***

P26 20 600 Matt CLARKE Kawasaki - Hayley Group PLC

IDEAL LAP TIME : 2:20.900 BEST LAP TIME : 2:21.864 DIFFERENCE : 0.964

LAP	SECTOR 1	SECTOR 2	LAP TIME	MPH	DIFF	TIME OF DAY
1 -	1:47.008	49.377	2:36.385	68.34	14.521	09:21:27.947
2 -	1:37.087	***47.297***	2:24.384 **(3)**	74.02	2.520	09:23:52.331
3 -	1:36.512	48.665	2:25.177	73.62	3.313	09:26:17.508
4 -	1:37.381	48.028	2:25.409	73.50	3.545	09:28:42.917
5 -	1:35.298	47.537	2:22.835 **(2)**	74.82	0.971	09:31:05.752
6 -	***1:33.603***	48.261	***2:21.864*** **(1)**	***75.34***		***09:33:27.616***

P27 196 600 Emma PETERSON Yamaha - Rst Concept store-Helmet City Chichester.Fisherbrow

IDEAL LAP TIME : 2:25.686 BEST LAP TIME : 2:25.992 DIFFERENCE : 0.306

LAP	SECTOR 1	SECTOR 2	LAP TIME	MPH	DIFF	TIME OF DAY
1 -	1:46.597	50.525	2:37.122	68.02	11.130	09:21:24.783
2 -	1:37.519	54.928	2:32.447	70.11	6.455	09:23:57.230
3 -	1:37.662	***49.898***	2:27.560 **(2)**	72.43	1.568	09:26:24.790
4 -	***1:35.788***	50.204	***2:25.992*** **(1)**	***73.21***		***09:28:50.782***
5 -	1:36.578	51.094	2:27.672 **(3)**	72.37	1.680	09:31:18.454

P28 24 600 Mark REYNOLDS Yamaha -

IDEAL LAP TIME : 2:32.691 BEST LAP TIME : 2:32.691 DIFFERENCE : 0.000

LAP	SECTOR 1	SECTOR 2	LAP TIME	MPH	DIFF	TIME OF DAY
1 -	1:48.875	52.519	2:41.394	66.22	8.703	09:21:54.200
2 -	1:42.622	52.354	2:34.976 **(2)**	68.96	2.285	09:24:29.176
3 -	***1:41.598***	***51.093***	***2:32.691*** **(1)**	***69.99***		***09:27:01.867***
4 -	1:42.947	53.710	2:36.657	68.22	3.966	09:29:38.524
5 -	1:43.293	52.401	2:35.694 **(3)**	68.64	3.003	09:32:14.218

P29 113 600 Illia ZHURAVEL Kawasaki -

IDEAL LAP TIME : 2:33.241 BEST LAP TIME : 2:33.337 DIFFERENCE : 0.096

LAP	SECTOR 1	SECTOR 2	LAP TIME	MPH	DIFF	TIME OF DAY
1 -	1:45.413	52.701	2:38.114	67.59	4.777	09:21:50.865
2 -	1:44.740	51.764	2:36.504	68.29	3.167	09:24:27.369
3 -	1:42.468	51.795	2:34.263 **(2)**	69.28	0.926	09:27:01.632
4 -	***1:42.330***	53.589	2:35.919 **(3)**	68.54	2.582	09:29:37.551
5 -	1:42.426	***50.911***	***2:33.337*** **(1)**	***69.70***		***09:32:10.888***

P30 105 600 Benjamin STONARD Honda -

IDEAL LAP TIME : 2:33.412 BEST LAP TIME : 2:34.793 DIFFERENCE : 1.381

LAP	SECTOR 1	SECTOR 2	LAP TIME	MPH	DIFF	TIME OF DAY
1 -	1:50.752	53.223	2:43.975 **(3)**	65.18	9.182	09:21:32.378
2 -	1:43.004	***52.304***	2:35.308 **(2)**	68.81	0.515	09:24:07.686
3 -	1:41.373	53.420	***2:34.793*** **(1)**	***69.04***		***09:26:42.479***

P31 999 600 Simon READ Yamaha -

IDEAL LAP TIME : 2:34.912 BEST LAP TIME : 2:34.967 DIFFERENCE : 0.055

LAP	SECTOR 1	SECTOR 2	LAP TIME	MPH	DIFF	TIME OF DAY
1 -	1:56.838	55.229	2:52.067	62.11	17.100	09:21:44.185

Weather / Track : Bright / Dry

Snetterton 300
Circuit Length = 2.9689 miles
Start: 09:18 Flag 09:31 End: 09:33

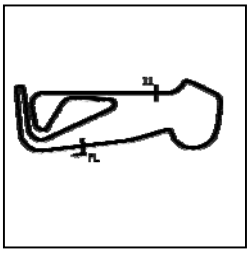

L&W Contractors Rookie 600 & 1000

QUALIFYING - SECTOR ANALYSIS

SECTOR 1 = FL to I1, SECTOR 2 = I1 to FL, DIFF = Difference To Personal Best Lap, P = Crossed Finish Line in Pit Lane, D = Time Disallowed

2 -	1:44.406	53.332	2:37.738	**(3)**	67.75	2.771	09:24:21.923
3 -	***1:42.658***	52.411	2:35.069	**(2)**	68.92	0.102	09:26:56.992
4 -	1:46.380	55.003	2:41.383		66.22	6.416	09:29:38.375
5 -	1:42.713	***52.254***	***2:34.967***	**(1)**	***68.97***		***09:32:13.342***

P32 33 600 Mark LAWRENCE Honda - Sarky racing

IDEAL LAP TIME : 2:39.995 BEST LAP TIME : 2:39.995 DIFFERENCE : 0.000

LAP	SECTOR 1	SECTOR 2	LAP TIME		MPH	DIFF	TIME OF DAY
1 -	1:54.023	54.908	2:48.931		63.26	8.936	09:22:05.369
2 -	1:49.191	57.288	2:46.479	**(3)**	64.20	6.484	09:24:51.848
3 -	1:47.103	1:00.484	2:47.587		63.77	7.592	09:27:39.435
4 -	***1:46.888***	***53.107***	***2:39.995***	**(1)**	***66.80***		***09:30:19.430***
5 -	1:47.128	53.575	2:40.703	**(2)**	66.50	0.708	09:33:00.133

P33 56 1000 Michael CROSSMAN Aprillia - FOG RACING

IDEAL LAP TIME : 2:41.368 BEST LAP TIME : 2:41.526 DIFFERENCE : 0.158

LAP	SECTOR 1	SECTOR 2	LAP TIME		MPH	DIFF	TIME OF DAY
1 -	1:49.677	54.343	2:44.020		65.16	2.494	09:22:39.592
2 -	1:48.287	***54.136***	2:42.423	**(2)**	65.80	0.897	09:25:22.015
3 -	1:49.800	55.223	2:45.023		64.76	3.497	09:28:07.038
4 -	***1:47.232***	54.294	***2:41.526***	**(1)**	***66.16***		***09:30:48.564***
5 -	1:47.935	55.882	2:43.817	**(3)**	65.24	2.291	09:33:32.381

P34 790 600 Andrew VOY Kawasaki -

IDEAL LAP TIME : 2:41.769 BEST LAP TIME : 2:41.769 DIFFERENCE : 0.000

LAP	SECTOR 1	SECTOR 2	LAP TIME		MPH	DIFF	TIME OF DAY
1 -	***1:52.170***	***49.599***	***2:41.769***	**(1)**	***66.07***		***09:21:28.538***

Weather / Track : Bright / Dry

Snetterton 300
Circuit Length = 2.9689 miles
Start: 09:18 Flag 09:31 End: 09:33

L&W Contractors Rookie 600 & 1000

QUALIFYING - BEST SECTORS

SECTOR 1				SECTOR 2			IDEAL / BEST COMPARISON					
POS	NO	NAME	TIME	NO	NAME	TIME	POS	NO	NAME	IDEAL	BEST	DIFF
									PERFECT LAP	2:02.694		
1	110	GUNN	**1:22.065**	110	GUNN	**40.629**	1	110	GUNN	2:02.694	2:03.457	0.763
2	175	KENDLE	**1:22.108**	175	KENDLE	**41.244**	2	175	KENDLE	2:03.352	2:03.679	0.327
3	272	JOHNSON	**1:22.291**	161	ANDERSON	**41.774**	3	272	JOHNSON	2:04.103	2:05.147	1.044
4	81	DRINKALD	**1:22.667**	272	JOHNSON	**41.812**	4	81	DRINKALD	2:04.947	2:05.292	0.345
5	161	ANDERSON	**1:24.161**	81	DRINKALD	**42.280**	5	161	ANDERSON	2:05.935	2:06.166	0.231
6	818	BARKER	**1:24.423**	818	BARKER	**42.591**	6	818	BARKER	2:07.014	2:07.047	0.033
7	39	MORGAN	**1:25.850**	39	MORGAN	**42.897**	7	39	MORGAN	2:08.747	2:08.859	0.112
8	42	ATTWOOD	**1:26.113**	205	DOWLER	**43.556**	8	42	ATTWOOD	2:09.687	2:10.120	0.433
9	82	HAWKINS	**1:26.482**	42	ATTWOOD	**43.574**	9	2	TRUNDLE	2:10.293	2:10.293	0.000
10	2	TRUNDLE	**1:26.669**	2	TRUNDLE	**43.624**	10	205	DOWLER	2:10.399	2:10.399	0.000
11	205	DOWLER	**1:26.843**	107	WHEELDON	**43.646**	11	82	HAWKINS	2:10.429	2:10.429	0.000
12	107	WHEELDON	**1:27.219**	100	HOWTON	**43.754**	12	107	WHEELDON	2:10.865	2:10.989	0.124
13	646	RAI	**1:27.262**	82	HAWKINS	**43.947**	13	100	HOWTON	2:11.309	2:11.309	0.000
14	100	HOWTON	**1:27.555**	646	RAI	**44.103**	14	646	RAI	2:11.365	2:11.365	0.000
15	59	NESTER	**1:27.746**	18	THOMAS	**44.290**	15	59	NESTER	2:12.051	2:12.051	0.000
16	18	THOMAS	**1:28.408**	59	NESTER	**44.305**	16	18	THOMAS	2:12.698	2:12.698	0.000
17	128	CLARKE	**1:28.923**	31	BOUDIER	**44.510**	17	31	BOUDIER	2:13.595	2:13.595	0.000
18	31	BOUDIER	**1:29.085**	194	CRACKNELL	**44.702**	18	128	CLARKE	2:13.902	2:13.902	0.000
19	194	CRACKNELL	**1:29.378**	128	CLARKE	**44.979**	19	194	CRACKNELL	2:14.080	2:14.451	0.371
20	84	MCMANAMON	**1:30.583**	117	MERRY	**45.462**	20	117	MERRY	2:16.280	2:16.280	0.000
21	117	MERRY	**1:30.818**	84	MCMANAMON	**46.265**	21	84	MCMANAMON	2:16.848	2:17.239	0.391
22	115	PATTERSON	**1:31.560**	188	KRAWIECKI	**46.460**	22	115	PATTERSON	2:18.608	2:18.608	0.000
23	8	SAUNDERS	**1:32.405**	8	SAUNDERS	**46.802**	23	8	SAUNDERS	2:19.207	2:19.207	0.000
24	69	WINDEATT	**1:32.780**	69	WINDEATT	**46.888**	24	188	KRAWIECKI	2:19.433	2:19.461	0.028
25	188	KRAWIECKI	**1:32.973**	115	PATTERSON	**47.048**	25	69	WINDEATT	2:19.668	2:19.668	0.000
26	20	CLARKE	**1:33.603**	20	CLARKE	**47.297**	26	20	CLARKE	2:20.900	2:21.864	0.964
27	196	PETERSON	**1:35.788**	790	VOY	**49.599**	27	196	PETERSON	2:25.686	2:25.992	0.306
28	105	STONARD	**1:41.108**	196	PETERSON	**49.898**	28	24	REYNOLDS	2:32.691	2:32.691	0.000
29	24	REYNOLDS	**1:41.598**	113	ZHURAVEL	**50.911**	29	113	ZHURAVEL	2:33.241	2:33.337	0.096
30	113	ZHURAVEL	**1:42.330**	24	REYNOLDS	**51.093**	30	105	STONARD	2:33.412	2:34.793	1.381
31	999	READ	**1:42.658**	999	READ	**52.254**	31	999	READ	2:34.912	2:34.967	0.055
32	33	LAWRENCE	**1:46.888**	105	STONARD	**52.304**	32	33	LAWRENCE	2:39.995	2:39.995	0.000
33	56	CROSSMAN	**1:47.232**	33	LAWRENCE	**53.107**	33	56	CROSSMAN	2:41.368	2:41.526	0.158
34	790	VOY	**1:52.170**	56	CROSSMAN	**54.136**	34	790	VOY	2:41.769	2:41.769	0.000

Weather / Track : Bright / Dry

Snetterton 300
Circuit Length = 2.9689 miles
Start: 09:18 Flag 09:31 End: 09:33

Results can be found at www.tsl-timing.com

Printed - 09:35 Saturday, 19 May 2018

L&W Contractors Rookie 600 & 1000

RACE 2 - GRID (5 Laps)

ROW 13	39 790 Andrew VOY 2:41.769	38 33 Mark LAWRENCE 2:39.995	37 999 Simon READ 2:34.967
ROW 12	36 105 Benjamin STONARD 2:34.793	35 113 Illia ZHURAVEL 2:33.337	34 24 Mark REYNOLDS 2:32.691
ROW 11	33 196 Emma PETERSON 2:25.992	32 20 Matt CLARKE 2:21.864	31 69 Robert WINDEATT 2:19.668
ROW 10	30 188 Dawid KRAWIECKI 2:19.461	29 8 Dave SAUNDERS 2:19.207	28 115 Rory PATTERSON 2:18.608
ROW 9	27 84 Phillip MCMANAMON 2:17.239	26 117 Ross MERRY 2:16.280	25 194 Liam CRACKNELL 2:14.451
ROW 8	24 31 Daniel BOUDIER 2:13.595	23 18 Jamie THOMAS 2:12.698	22 100 Craig HOWTON 2:11.309
ROW 7	21 107 Michael WHEELDON 2:10.989	20 205 Christopher DOWLER 2:10.399	19 2 Toby TRUNDLE 2:10.293
ROW 6	18 42 Michael ATTWOOD 2:10.120	17 39 Max MORGAN 2:08.859	16 818 Alex BARKER 2:07.047
ROW 5	15	14	13
ROW 4	12	11 199 Michael FROST	10 56 Michael CROSSMAN 2:41.526
ROW 3	9 128 Kevin CLARKE 2:13.902	8 59 Dave NESTER 2:12.051	7 646 Sukhminder RAI 2:11.365
ROW 2	6 82 Matthew HAWKINS 2:10.429	5 161 Dean ANDERSON 2:06.166	4 81 Chris DRINKALD 2:05.292
ROW 1	3 272 Daniel JOHNSON 2:05.147	2 175 Mark KENDLE 2:03.679	1 110 Peter GUNN 2:03.457

Pole

Snetterton 300
Circuit Length = 2.9689 miles

These results are provisional until the conclusion of any judicial and technical matters.

Clerk Of Course :		Timekeeper :

Results can be found at www.tsl-timing.com

Printed - 09:42 Saturday, 19 May 2018

L&W Contractors Rookie 600 & 1000

RACE 2 - CLASSIFICATION

POS	NO	CL	PIC	NAME	ENTRY	LAPS	TIME	GAP	DIFF	MPH	BEST	ON
1	**110**	1000	1	Peter GUNN	BMW -	**5**	10:14.305			86.99	**2:00.989**	4
2	**272**	1000	2	Daniel JOHNSON	BMW -	**5**	10:15.479	**1.174**	1.174	86.82	**2:01.509**	3
3	**175**	1000	3	Mark KENDLE	Kawasaki - LiMAR OILTOOLS	**5**	10:23.128	**8.823**	7.649	85.76	**2:01.968**	3
4	**81**	1000	4	Chris DRINKALD	Kawaski - Rymer Racing	**5**	10:33.178	**18.873**	10.050	84.40	**2:04.871**	3
5	**161**	1000	5	Dean ANDERSON	Honda - fog racing	**5**	10:47.646	**33.341**	14.468	82.51	**2:06.495**	3
6	**646**	1000	6	Sukhminder RAI	Aprilia - Asian Sensation	**5**	10:52.867	**38.562**	5.221	81.85	**2:08.453**	3
7	**82**	1000	7	Matthew HAWKINS	Yamaha -	**5**	10:57.204	**42.899**	4.337	81.31	**2:09.505**	4
8	**128**	1000	8	Kevin CLARKE	Suzuki -	**5**	11:07.856	**53.551**	10.652	80.01	**2:11.662**	3
9	**59**	1000	9	Dave NESTER	Bmw -	**5**	11:20.147	**1:05.842**	12.291	78.57	**2:13.459**	4
10	**818**	600	1	Alex BARKER	Yamaha - Courtneys Vehicle Logistics & Barker Wo	**5**	11:24.330	**1:10.025**	4.183	78.09	**2:04.889**	5
11	**42**	600	2	Michael ATTWOOD	Yamaha - Moremoto	**5**	11:26.302	**1:11.997**	1.972	77.86	**2:05.815**	5
12	**39**	600	3	Max MORGAN	Kawasaki - MSS PERFORMANCE	**5**	11:29.331	**1:15.026**	3.029	77.52	**2:06.224**	4
13	**2**	600	4	Toby TRUNDLE	Triumph - Harris Motorcycles Ltd - Harlow Essex	**5**	11:43.327	**1:29.022**	13.996	75.98	**2:09.334**	3
14	**107**	600	5	Michael WHEELDON	Triumph -	**5**	11:44.142	**1:29.837**	0.815	75.89	**2:08.685**	5
15	**205**	600	6	Christopher DOWLER	Suzuki -	**5**	11:44.843	**1:30.538**	0.701	75.81	**2:09.110**	3
16	**100**	600	7	Craig HOWTON	Suzuki - Me	**5**	11:45.309	**1:31.004**	0.466	75.76	**2:09.071**	5
17	**18**	600	8	Jamie THOMAS	Suzuki - Team RubyRacing	**5**	11:46.976	**1:32.671**	1.667	75.59	**2:09.874**	5
18	**194**	600	9	Liam CRACKNELL	Kawasaki -	**5**	11:55.875	**1:41.570**	8.899	74.65	**2:10.489**	4
19	**117**	600	10	Ross MERRY	Honda -	**5**	11:55.976	**1:41.671**	0.101	74.63	**2:10.808**	4
20	**188**	600	11	Dawid KRAWIECKI	Honda - Code Blue LTD	**5**	11:56.148	**1:41.843**	0.172	74.62	**2:12.711**	5
21	**31**	600	12	Daniel BOUDIER	Yamaha - Deben Racing	**5**	12:04.782	**1:50.477**	8.634	73.73	**2:12.162**	3
22	**115**	600	13	Rory PATTERSON	Kawasaki -	**5**	12:12.935	**1:58.630**	8.153	72.91	**2:14.090**	5
23	**8**	600	14	Dave SAUNDERS	Honda -	**5**	12:13.012	**1:58.707**	0.077	72.90	**2:14.230**	5
24	**84**	600	15	Phillip MCMANAMON	Honda -	**5**	12:21.800	**2:07.495**	8.788	72.04	**2:15.592**	4
25	**790**	600	16	Andrew VOY	Kawasaki -	**5**	12:26.880	**2:12.575**	5.080	71.55	**2:16.630**	4
26	**69**	600	17	Robert WINDEATT	Triumph - L&W Contractors	**5**	12:28.846	**2:14.541**	1.966	71.36	**2:15.534**	5
27	**20**	600	18	Matt CLARKE	Kawasaki - Hayley Group PLC	**4**	10:19.631	**1 Lap**	1 Lap	68.99	**2:20.984**	3
28	**56**	1000	10	Michael CROSSMAN	Aprillia - FOG RACING	**4**	10:34.476	**1 Lap**	14.845	67.38	**2:36.661**	2
29	**113**	600	19	Illia ZHURAVEL	Kawasaki -	**4**	10:50.160	**1 Lap**	15.684	65.75	**2:26.564**	4
30	**24**	600	20	Mark REYNOLDS	Yamaha -	**4**	10:52.875	**1 Lap**	2.715	65.48	**2:29.179**	2
31	**999**	600	21	Simon READ	Yamaha -	**4**	10:57.685	**1 Lap**	4.810	65.00	**2:28.001**	4
32	**105**	600	22	Benjamin STONARD	Honda -	**4**	11:06.488	**1 Lap**	8.803	64.14	**2:31.394**	3
33	**33**	600	23	Mark LAWRENCE	Honda - Sarky racing	**4**	11:08.661	**1 Lap**	2.173	63.93	**2:31.430**	3
					NOT CLASSIFIED							
DNF	**196**	600		Emma PETERSON	Yamaha - Rst Concept store-Helmet City Chicheste	**2**	5:41.424	**3 Laps**	2 Laps	62.60	**2:19.841**	2

FASTEST LAP

110	1000	Peter GUNN	BMW -	**4**	2:00.989	88.33 mph	142.16 kph
818	600	Alex BARKER	Yamaha - Courtneys Vehicle Logistics & Barker Wo	**5**	2:04.889	85.58 mph	137.72 kph

Class 1000 - 92.5% of Race Speed = 80.46 mph
Class 600 - 92.5% of Race Speed = 72.23 mph

Snetterton 300
Circuit Length = 2.9689 miles
Start: 12:01 Flag 12:11 End: 12:13

Weather / Track : Sunny / Dry
These results are provisional until the conclusion of any judicial and technical matters.

Clerk Of Course :		Timekeeper :

Results can be found at www.tsl-timing.com

Printed - 12:14 Saturday, 19 May 2018

L&W Contractors Rookie 600 & 1000

RACE 2 - LAP CHART

LAP 1 @ 12:03:20.111

NO	BEHIND	LAP TIME
110		2:07.836
272	0.541	2:08.377
175	1.212	2:09.048
81	3.525	2:11.361
646	7.234	2:15.070
82	8.224	2:16.060
161	8.984	2:16.820
128	12.319	2:20.155
59	15.005	2:22.841
56	34.907	2:42.743
42	52.534	3:00.370
818	52.586	3:00.422
39	54.925	3:02.761
100	55.177	3:03.013
2	55.954	3:03.790
188	56.574	3:04.410
107	57.146	3:04.982
205	57.708	3:05.544
18	57.911	3:05.747
117	1:00.707	3:08.543
31	1:01.280	3:09.116
194	1:01.879	3:09.715
115	1:02.300	3:10.136
8	1:03.139	3:10.975
20	1:07.170	3:15.006
69	1:08.010	3:15.846
84	1:08.137	3:15.973
790	1:08.508	3:16.344
196	1:13.747	3:21.583
24	1:16.263	3:24.099
113	1:17.764	3:25.600
999	1:20.475	3:28.311
105	1:22.248	3:30.084
33	1:23.215	3:31.051

LAP 2 @ 12:05:22.307

NO	BEHIND	LAP TIME
272		2:01.655
110	0.379	2:02.575
175	1.350	2:02.334
81	6.727	2:05.398
646	14.786	2:09.748
161	14.903	2:08.115
82	16.806	2:10.778
128	22.281	2:12.158
59	27.804	2:14.995
42	57.826	2:07.488
818	57.886	2:07.496
39	59.371	2:06.642
2	1:04.277	2:10.519
100	1:04.343	2:11.362
107	1:06.100	2:11.150
205	1:06.107	2:10.595
18	1:07.020	2:11.305
188	1:07.584	2:13.206
56	1:09.372	2:36.661
117	1:10.975	2:12.464
194	1:12.114	2:12.431
31	1:12.492	2:13.408
115	1:16.371	2:16.267
8	1:17.391	2:16.448
84	1:22.586	2:16.645
790	1:25.469	2:19.157
20	1:26.926	2:21.952
69	1:27.878	2:22.064
196	1:31.392	2:19.841
24	1:43.246	2:29.179
113	1:44.517	2:28.949
999	1:48.922	2:30.643
105	1:52.601	2:32.549
33	1:53.725	2:32.706

LAP 3 @ 12:07:23.714

NO	BEHIND	LAP TIME
110		2:01.028
272	0.102	2:01.509
175	1.911	2:01.968
81	10.191	2:04.871
161	19.991	2:06.495
646	21.832	2:08.453
82	25.034	2:09.635
128	32.536	2:11.662
59	41.656	2:15.259
818	1:02.862	2:06.383
42	1:03.198	2:06.779
39	1:04.487	2:06.523
2	1:12.204	2:09.334
205	1:13.810	2:09.110
100	1:14.262	2:11.326
107	1:14.329	2:09.636
18	1:15.752	2:10.139
188	1:18.952	2:12.775
117	1:21.780	2:12.212
194	1:22.246	2:11.539
31	1:23.247	2:12.162
115	1:31.214	2:16.250
8	1:32.933	2:16.949
84	1:37.303	2:16.124
790	1:41.298	2:17.236
69	1:45.205	2:18.734
56	1:45.648	2:37.683
20	1:46.503	2:20.984

LAP 4 @ 12:09:24.703

NO	BEHIND	LAP TIME
110		2:00.989
272	1.184	2:02.071
175	7.959	2:07.037
24	1 Lap	2:29.312
113	1 Lap	2:29.047
81	15.164	2:05.962
999	1 Lap	2:30.730
105	1 Lap	2:31.394
33	1 Lap	2:31.430
161	26.093	2:07.091
646	30.722	2:09.879
82	33.550	2:09.505
128	43.638	2:12.091
59	54.126	2:13.459
818	1:07.013	2:05.140
42	1:08.059	2:05.850
39	1:09.722	2:06.224
2	1:20.782	2:09.567
205	1:22.528	2:09.707
107	1:23.029	2:09.689
100	1:23.810	2:10.537
18	1:24.674	2:09.911
188	1:31.009	2:13.046
117	1:31.599	2:10.808
194	1:31.746	2:10.489
31	1:35.718	2:13.460
8	1:46.354	2:14.410
115	1:46.417	2:16.192
84	1:51.906	2:15.592
790	1:56.939	2:16.630
69	2:00.884	2:16.668

LAP 5 @ 12:11:26.580

NO	BEHIND	LAP TIME
110		2:01.877
272	1.174	2:01.867
20	1 Lap	2:21.689
175	8.823	2:02.741
81	18.873	2:05.586
56	1 Lap	2:37.389
161	33.341	2:09.125
113	1 Lap	2:26.564
646	38.562	2:09.717
24	1 Lap	2:30.285
82	42.899	2:11.226
999	1 Lap	2:28.001
105	1 Lap	2:32.461
128	53.551	2:11.790
33	1 Lap	2:33.474
59	1:05.842	2:13.593
818	1:10.025	2:04.889
42	1:11.997	2:05.815
39	1:15.026	2:07.181
2	1:29.022	2:10.117
107	1:29.837	2:08.685
205	1:30.538	2:09.887
100	1:31.004	2:09.071
18	1:32.671	2:09.874
194	1:41.570	2:11.701
117	1:41.671	2:11.949
188	1:41.843	2:12.711
31	1:50.477	2:16.636
115	1:58.630	2:14.090
8	1:58.707	2:14.230
84	2:07.495	2:17.466
790	2:12.575	2:17.513
69	2:14.541	2:15.534

Weather / Track : Sunny / Dry

Snetterton 300
Circuit Length = 2.9689 miles
Start: 12:01 Flag 12:11 End: 12:13

Results can be found at www.tsl-timing.com

Printed - 12:24 Saturday, 19 May 2018

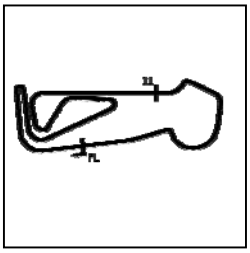

L&W Contractors Rookie 600 & 1000

RACE 2 - SECTOR ANALYSIS

SECTOR 1 = FL to I1, SECTOR 2 = I1 to FL, DIFF = Difference To Personal Best Lap, P = Crossed Finish Line in Pit Lane, D = Time Disallowed

P1 110 1000 Peter GUNN BMW -

IDEAL LAP TIME : 2:00.870 BEST LAP TIME : 2:00.989 DIFFERENCE : 0.119

LAP	SECTOR 1	SECTOR 2	LAP TIME	MPH	DIFF	TIME OF DAY
1 -		40.535	2:07.836	83.60	6.847	12:03:20.111
2 -	1:21.907	40.668	2:02.575	87.19	1.586	12:05:22.686
3 -	***1:20.490***	40.538	2:01.028 **(2)**	88.31	0.039	12:07:23.714
4 -	1:20.609	***40.380***	***2:00.989*** **(1)**	***88.33***		***12:09:24.703***
5 -	1:21.129	40.748	2:01.877 **(3)**	87.69	0.888	12:11:26.580

P2 272 1000 Daniel JOHNSON BMW -

IDEAL LAP TIME : 2:00.924 BEST LAP TIME : 2:01.509 DIFFERENCE : 0.585

LAP	SECTOR 1	SECTOR 2	LAP TIME	MPH	DIFF	TIME OF DAY
1 -		40.810	2:08.377	83.25	6.868	12:03:20.652
2 -	1:21.114	***40.541***	2:01.655 **(2)**	87.85	0.146	12:05:22.307
3 -	***1:20.383***	41.126	***2:01.509*** **(1)**	***87.96***		***12:07:23.816***
4 -	1:21.237	40.834	2:02.071	87.55	0.562	12:09:25.887
5 -	1:20.683	41.184	2:01.867 **(3)**	87.70	0.358	12:11:27.754

P3 175 1000 Mark KENDLE Kawasaki - LiMAR OILTOOLS

IDEAL LAP TIME : 2:01.954 BEST LAP TIME : 2:01.968 DIFFERENCE : 0.014

LAP	SECTOR 1	SECTOR 2	LAP TIME	MPH	DIFF	TIME OF DAY
1 -		41.210	2:09.048	82.82	7.080	12:03:21.323
2 -	1:21.549	***40.785***	2:02.334 **(2)**	87.36	0.366	12:05:23.657
3 -	***1:21.169***	40.799	***2:01.968*** **(1)**	***87.63***		***12:07:25.625***
4 -	1:24.551	42.486	2:07.037	84.13	5.069	12:09:32.662
5 -	1:21.645	41.096	2:02.741 **(3)**	87.07	0.773	12:11:35.403

P4 81 1000 Chris DRINKALD Kawaski - Rymer Racing

IDEAL LAP TIME : 2:04.807 BEST LAP TIME : 2:04.871 DIFFERENCE : 0.064

LAP	SECTOR 1	SECTOR 2	LAP TIME	MPH	DIFF	TIME OF DAY
1 -		***41.770***	2:11.361	81.36	6.490	12:03:23.636
2 -	1:23.169	42.229	2:05.398 **(2)**	85.23	0.527	12:05:29.034
3 -	***1:23.037***	41.834	***2:04.871*** **(1)**	***85.59***		***12:07:33.905***
4 -	1:23.110	42.852	2:05.962	84.85	1.091	12:09:39.867
5 -	1:23.441	42.145	2:05.586 **(3)**	85.10	0.715	12:11:45.453

P5 161 1000 Dean ANDERSON Honda - fog racing

IDEAL LAP TIME : 2:05.635 BEST LAP TIME : 2:06.495 DIFFERENCE : 0.860

LAP	SECTOR 1	SECTOR 2	LAP TIME	MPH	DIFF	TIME OF DAY
1 -		***41.899***	2:16.820	78.11	10.325	12:03:29.095
2 -	1:23.770	44.345	2:08.115 **(3)**	83.42	1.620	12:05:37.210
3 -	***1:23.736***	42.759	***2:06.495*** **(1)**	***84.49***		***12:07:43.705***
4 -	1:24.097	42.994	2:07.091 **(2)**	84.09	0.596	12:09:50.796
5 -	1:26.081	43.044	2:09.125	82.77	2.630	12:11:59.921

P6 646 1000 Sukhminder RAI Aprilia - Asian Sensation

IDEAL LAP TIME : 2:08.427 BEST LAP TIME : 2:08.453 DIFFERENCE : 0.026

LAP	SECTOR 1	SECTOR 2	LAP TIME	MPH	DIFF	TIME OF DAY
1 -		***43.082***	2:15.070	79.12	6.617	12:03:27.345
2 -	1:25.478	44.270	2:09.748 **(3)**	82.37	1.295	12:05:37.093
3 -	***1:25.345***	43.108	***2:08.453*** **(1)**	***83.20***		***12:07:45.546***
4 -	1:26.213	43.666	2:09.879	82.29	1.426	12:09:55.425
5 -	1:26.604	43.113	2:09.717 **(2)**	82.39	1.264	12:12:05.142

P7 82 1000 Matthew HAWKINS Yamaha -

IDEAL LAP TIME : 2:09.505 BEST LAP TIME : 2:09.505 DIFFERENCE : 0.000

LAP	SECTOR 1	SECTOR 2	LAP TIME	MPH	DIFF	TIME OF DAY

Weather / Track : Sunny / Dry

Snetterton 300
Circuit Length = 2.9689 miles
Start: 12:01 Flag 12:11 End: 12:13

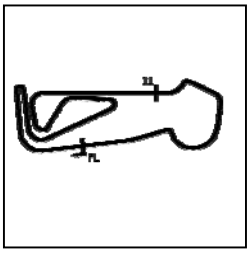

L&W Contractors Rookie 600 & 1000

RACE 2 - SECTOR ANALYSIS

SECTOR 1 = FL to I1, SECTOR 2 = I1 to FL, DIFF = Difference To Personal Best Lap, P = Crossed Finish Line in Pit Lane, D = Time Disallowed

1 -		43.657	2:16.060		78.55	6.555	12:03:28.335
2 -	1:26.800	43.978	2:10.778	(3)	81.72	1.273	12:05:39.113
3 -	1:26.189	43.446	2:09.635	(2)	82.44	0.130	12:07:48.748
4 -	***1:26.141***	***43.364***	***2:09.505***	**(1)**	***82.53***		***12:09:58.253***
5 -	1:27.217	44.009	2:11.226		81.44	1.721	12:12:09.479

P8 128 1000 Kevin CLARKE Suzuki -

IDEAL LAP TIME : 2:11.555 BEST LAP TIME : 2:11.662 DIFFERENCE : 0.107

LAP	SECTOR 1	SECTOR 2	LAP TIME		MPH	DIFF	TIME OF DAY
1 -		44.556	2:20.155		76.25	8.493	12:03:32.430
2 -	1:27.403	44.755	2:12.158		80.87	0.496	12:05:44.588
3 -	***1:27.349***	44.313	***2:11.662***	**(1)**	***81.17***		***12:07:56.250***
4 -	1:27.781	44.310	2:12.091	(3)	80.91	0.429	12:10:08.341
5 -	1:27.584	***44.206***	2:11.790	(2)	81.09	0.128	12:12:20.131

P9 59 1000 Dave NESTER Bmw -

IDEAL LAP TIME : 2:13.121 BEST LAP TIME : 2:13.459 DIFFERENCE : 0.338

LAP	SECTOR 1	SECTOR 2	LAP TIME		MPH	DIFF	TIME OF DAY
1 -		44.831	2:22.841		74.82	9.382	12:03:35.116
2 -	1:29.787	45.208	2:14.995	(3)	79.17	1.536	12:05:50.111
3 -	1:29.710	45.549	2:15.259		79.01	1.800	12:08:05.370
4 -	1:28.995	***44.464***	***2:13.459***	**(1)**	***80.08***		***12:10:18.829***
5 -	***1:28.657***	44.936	2:13.593	(2)	80.00	0.134	12:12:32.422

P10 818 600 Alex BARKER Yamaha - Courtneys Vehicle Logistics & Barker Woodrow Archit

IDEAL LAP TIME : 2:04.826 BEST LAP TIME : 2:04.889 DIFFERENCE : 0.063

LAP	SECTOR 1	SECTOR 2	LAP TIME		MPH	DIFF	TIME OF DAY
1 -		43.110	3:00.422		59.23	55.533	12:04:12.697
2 -	1:24.937	42.559	2:07.496		83.83	2.607	12:06:20.193
3 -	1:24.315	42.068	2:06.383	(3)	84.56	1.494	12:08:26.576
4 -	***1:23.156***	41.984	2:05.140	(2)	85.40	0.251	12:10:31.716
5 -	1:23.219	***41.670***	***2:04.889***	**(1)**	***85.58***		***12:12:36.605***

P11 42 600 Michael ATTWOOD Yamaha - Moremoto

IDEAL LAP TIME : 2:05.676 BEST LAP TIME : 2:05.815 DIFFERENCE : 0.139

LAP	SECTOR 1	SECTOR 2	LAP TIME		MPH	DIFF	TIME OF DAY
1 -		43.485	3:00.370		59.25	54.555	12:04:12.645
2 -	1:24.682	42.806	2:07.488		83.83	1.673	12:06:20.133
3 -	1:24.340	42.439	2:06.779	(3)	84.30	0.964	12:08:26.912
4 -	***1:23.900***	41.950	2:05.850	(2)	84.92	0.035	12:10:32.762
5 -	1:24.039	***41.776***	***2:05.815***	**(1)**	***84.95***		***12:12:38.577***

P12 39 600 Max MORGAN Kawasaki - MSS PERFORMANCE

IDEAL LAP TIME : 2:06.154 BEST LAP TIME : 2:06.224 DIFFERENCE : 0.070

LAP	SECTOR 1	SECTOR 2	LAP TIME		MPH	DIFF	TIME OF DAY
1 -		43.587	3:02.761		58.48	56.537	12:04:15.036
2 -	1:24.119	42.523	2:06.642	(3)	84.39	0.418	12:06:21.678
3 -	***1:23.847***	42.676	2:06.523	(2)	84.47	0.299	12:08:28.201
4 -	1:23.917	***42.307***	***2:06.224***	**(1)**	***84.67***		***12:10:34.425***
5 -	1:24.104	43.077	2:07.181		84.03	0.957	12:12:41.606

P13 2 600 Toby TRUNDLE Triumph - Harris Motorcycles Ltd - Harlow Essex

IDEAL LAP TIME : 2:08.696 BEST LAP TIME : 2:09.334 DIFFERENCE : 0.638

LAP	SECTOR 1	SECTOR 2	LAP TIME		MPH	DIFF	TIME OF DAY
1 -		44.085	3:03.790		58.15	54.456	12:04:16.065
2 -	1:25.907	44.612	2:10.519		81.88	1.185	12:06:26.584
3 -	***1:25.739***	43.595	***2:09.334***	**(1)**	***82.63***		***12:08:35.918***
4 -	1:26.188	43.379	2:09.567	(2)	82.49	0.233	12:10:45.485

Weather / Track : Sunny / Dry

Snetterton 300
Circuit Length = 2.9689 miles
Start: 12:01 Flag 12:11 End: 12:13

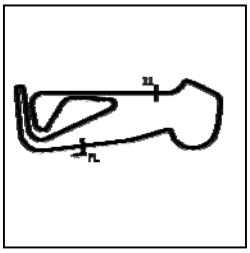

L&W Contractors Rookie 600 & 1000

RACE 2 - SECTOR ANALYSIS

SECTOR 1 = FL to I1, SECTOR 2 = I1 to FL, DIFF = Difference To Personal Best Lap, P = Crossed Finish Line in Pit Lane, D = Time Disallowed

5 -	1:27.160	***42.957***	2:10.117	**(3)**	82.14	0.783	12:12:55.602

P14 107 600 Michael WHEELDON Triumph -

IDEAL LAP TIME : 2:08.626 BEST LAP TIME : 2:08.685 DIFFERENCE : 0.059

LAP	SECTOR 1	SECTOR 2	LAP TIME		MPH	DIFF	TIME OF DAY
1 -		44.581	3:04.982		57.77	56.297	12:04:17.257
2 -	1:27.071	44.079	2:11.150		81.49	2.465	12:06:28.407
3 -	1:26.481	***43.155***	2:09.636	**(2)**	82.44	0.951	12:08:38.043
4 -	1:26.506	43.183	2:09.689	**(3)**	82.41	1.004	12:10:47.732
5 -	***1:25.471***	43.214	***2:08.685***	**(1)**	***83.05***		***12:12:56.417***

P15 205 600 Christopher DOWLER Suzuki -

IDEAL LAP TIME : 2:09.110 BEST LAP TIME : 2:09.110 DIFFERENCE : 0.000

LAP	SECTOR 1	SECTOR 2	LAP TIME		MPH	DIFF	TIME OF DAY
1 -		44.549	3:05.544		57.60	56.434	12:04:17.819
2 -	1:26.268	44.327	2:10.595		81.84	1.485	12:06:28.414
3 -	***1:25.854***	***43.256***	***2:09.110***	**(1)**	***82.78***		***12:08:37.524***
4 -	1:26.066	43.641	2:09.707	**(2)**	82.40	0.597	12:10:47.231
5 -	1:26.162	43.725	2:09.887	**(3)**	82.28	0.777	12:12:57.118

P16 100 600 Craig HOWTON Suzuki - Me

IDEAL LAP TIME : 2:09.071 BEST LAP TIME : 2:09.071 DIFFERENCE : 0.000

LAP	SECTOR 1	SECTOR 2	LAP TIME		MPH	DIFF	TIME OF DAY
1 -		43.794	3:03.013		58.40	53.942	12:04:15.288
2 -	1:26.695	44.667	2:11.362		81.36	2.291	12:06:26.650
3 -	1:27.618	43.708	2:11.326	**(3)**	81.38	2.255	12:08:37.976
4 -	1:26.768	43.769	2:10.537	**(2)**	81.87	1.466	12:10:48.513
5 -	***1:26.521***	***42.550***	***2:09.071***	**(1)**	***82.80***		***12:12:57.584***

P17 18 600 Jamie THOMAS Suzuki - Team RubyRacing

IDEAL LAP TIME : 2:09.765 BEST LAP TIME : 2:09.874 DIFFERENCE : 0.109

LAP	SECTOR 1	SECTOR 2	LAP TIME		MPH	DIFF	TIME OF DAY
1 -		43.976	3:05.747		57.54	55.873	12:04:18.022
2 -	1:27.166	44.139	2:11.305		81.39	1.431	12:06:29.327
3 -	1:26.759	43.380	2:10.139	**(3)**	82.12	0.265	12:08:39.466
4 -	***1:26.673***	43.238	2:09.911	**(2)**	82.27	0.037	12:10:49.377
5 -	1:26.782	***43.092***	***2:09.874***	**(1)**	***82.29***		***12:12:59.251***

P18 194 600 Liam CRACKNELL Kawasaki -

IDEAL LAP TIME : 2:10.489 BEST LAP TIME : 2:10.489 DIFFERENCE : 0.000

LAP	SECTOR 1	SECTOR 2	LAP TIME		MPH	DIFF	TIME OF DAY
1 -		44.693	3:09.715		56.33	59.226	12:04:21.990
2 -	1:28.412	44.019	2:12.431		80.70	1.942	12:06:34.421
3 -	1:28.261	43.278	2:11.539	**(2)**	81.25	1.050	12:08:45.960
4 -	***1:27.262***	***43.227***	***2:10.489***	**(1)**	***81.90***		***12:10:56.449***
5 -	1:27.849	43.852	2:11.701	**(3)**	81.15	1.212	12:13:08.150

P19 117 600 Ross MERRY Honda -

IDEAL LAP TIME : 2:10.692 BEST LAP TIME : 2:10.808 DIFFERENCE : 0.116

LAP	SECTOR 1	SECTOR 2	LAP TIME		MPH	DIFF	TIME OF DAY
1 -		44.642	3:08.543		56.68	57.735	12:04:20.818
2 -	1:28.275	44.189	2:12.464		80.68	1.656	12:06:33.282
3 -	1:28.422	43.790	2:12.212	**(3)**	80.84	1.404	12:08:45.494
4 -	***1:26.921***	43.887	***2:10.808***	**(1)**	***81.70***		***12:10:56.302***
5 -	1:28.178	***43.771***	2:11.949	**(2)**	81.00	1.141	12:13:08.251

Weather / Track : Sunny / Dry

Snetterton 300
Circuit Length = 2.9689 miles
Start: 12:01 Flag 12:11 End: 12:13

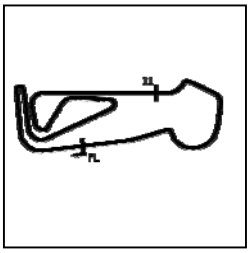

L&W Contractors Rookie 600 & 1000

RACE 2 - SECTOR ANALYSIS

SECTOR 1 = FL to I1, SECTOR 2 = I1 to FL, DIFF = Difference To Personal Best Lap, P = Crossed Finish Line in Pit Lane, D = Time Disallowed

P20 188 600 Dawid KRAWIECKI — Honda - Code Blue LTD

IDEAL LAP TIME : 2:11.302 BEST LAP TIME : 2:12.711 DIFFERENCE : 1.409

LAP	SECTOR 1	SECTOR 2	LAP TIME	MPH	DIFF	TIME OF DAY
1 -		44.096	3:04.410	57.95	51.699	12:04:16.685
2 -	***1:27.801***	45.405	2:13.206	80.23	0.495	12:06:29.891
3 -	1:28.382	44.393	2:12.775 **(2)**	80.49	0.064	12:08:42.666
4 -	1:28.452	44.594	2:13.046 **(3)**	80.33	0.335	12:10:55.712
5 -	1:29.210	***43.501***	***2:12.711*** **(1)**	***80.53***		***12:13:08.423***

P21 31 600 Daniel BOUDIER — Yamaha - Deben Racing

IDEAL LAP TIME : 2:12.027 BEST LAP TIME : 2:12.162 DIFFERENCE : 0.135

LAP	SECTOR 1	SECTOR 2	LAP TIME	MPH	DIFF	TIME OF DAY
1 -		45.226	3:09.116	56.51	56.954	12:04:21.391
2 -	1:29.622	***43.786***	2:13.408 **(2)**	80.11	1.246	12:06:34.799
3 -	1:28.361	43.801	***2:12.162*** **(1)**	***80.87***		***12:08:46.961***
4 -	***1:28.241***	45.219	2:13.460 **(3)**	80.08	1.298	12:11:00.421
5 -	1:31.779	44.857	2:16.636	78.22	4.474	12:13:17.057

P22 115 600 Rory PATTERSON — Kawasaki -

IDEAL LAP TIME : 2:14.090 BEST LAP TIME : 2:14.090 DIFFERENCE : 0.000

LAP	SECTOR 1	SECTOR 2	LAP TIME	MPH	DIFF	TIME OF DAY
1 -		45.436	3:10.136	56.21	56.046	12:04:22.411
2 -	1:31.093	45.174	2:16.267	78.43	2.177	12:06:38.678
3 -	1:30.866	45.384	2:16.250 **(3)**	78.44	2.160	12:08:54.928
4 -	1:30.395	45.797	2:16.192 **(2)**	78.47	2.102	12:11:11.120
5 -	***1:28.970***	***45.120***	***2:14.090*** **(1)**	***79.70***		***12:13:25.210***

P23 8 600 Dave SAUNDERS — Honda -

IDEAL LAP TIME : 2:13.558 BEST LAP TIME : 2:14.230 DIFFERENCE : 0.672

LAP	SECTOR 1	SECTOR 2	LAP TIME	MPH	DIFF	TIME OF DAY
1 -		45.759	3:10.975	55.96	56.745	12:04:23.250
2 -	1:30.555	45.893	2:16.448 **(3)**	78.33	2.218	12:06:39.698
3 -	1:29.986	46.963	2:16.949	78.04	2.719	12:08:56.647
4 -	***1:28.432***	45.978	2:14.410 **(2)**	79.51	0.180	12:11:11.057
5 -	1:29.104	***45.126***	***2:14.230*** **(1)**	***79.62***		***12:13:25.287***

P24 84 600 Phillip MCMANAMON — Honda -

IDEAL LAP TIME : 2:15.059 BEST LAP TIME : 2:15.592 DIFFERENCE : 0.533

LAP	SECTOR 1	SECTOR 2	LAP TIME	MPH	DIFF	TIME OF DAY
1 -		46.973	3:15.973	54.53	1:00.381	12:04:28.248
2 -	1:30.782	***45.863***	2:16.645 **(3)**	78.21	1.053	12:06:44.893
3 -	1:30.249	45.875	2:16.124 **(2)**	78.51	0.532	12:09:01.017
4 -	***1:29.196***	46.396	***2:15.592*** **(1)**	***78.82***		***12:11:16.609***
5 -	1:31.499	45.967	2:17.466	77.75	1.874	12:13:34.075

P25 790 600 Andrew VOY — Kawasaki -

IDEAL LAP TIME : 2:16.630 BEST LAP TIME : 2:16.630 DIFFERENCE : 0.000

LAP	SECTOR 1	SECTOR 2	LAP TIME	MPH	DIFF	TIME OF DAY
1 -		46.645	3:16.344	54.43	59.714	12:04:28.619
2 -	1:32.873	46.284	2:19.157	76.80	2.527	12:06:47.776
3 -	1:30.538	46.698	2:17.236 **(2)**	77.88	0.606	12:09:05.012
4 -	***1:30.514***	***46.116***	***2:16.630*** **(1)**	***78.22***		***12:11:21.642***
5 -	1:30.633	46.880	2:17.513 **(3)**	77.72	0.883	12:13:39.155

P26 69 600 Robert WINDEATT — Triumph - L&W Contractors

IDEAL LAP TIME : 2:15.534 BEST LAP TIME : 2:15.534 DIFFERENCE : 0.000

LAP	SECTOR 1	SECTOR 2	LAP TIME	MPH	DIFF	TIME OF DAY

Weather / Track : Sunny / Dry

Snetterton 300
Circuit Length = 2.9689 miles
Start: 12:01 Flag 12:11 End: 12:13

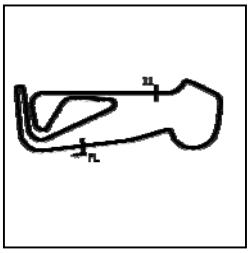

L&W Contractors Rookie 600 & 1000

RACE 2 - SECTOR ANALYSIS

SECTOR 1 = FL to I1, SECTOR 2 = I1 to FL, DIFF = Difference To Personal Best Lap, P = Crossed Finish Line in Pit Lane, D = Time Disallowed

1 -		47.361	3:15.846		54.57	1:00.312	12:04:28.121
2 -	1:34.566	47.498	2:22.064		75.23	6.530	12:06:50.185
3 -	1:31.602	47.132	2:18.734	(3)	77.04	3.200	12:09:08.919
4 -	1:31.080	45.588	2:16.668	(2)	78.20	1.134	12:11:25.587
5 -	***1:30.642***	***44.892***	***2:15.534***	**(1)**	***78.85***		***12:13:41.121***

P27 20 600 Matt CLARKE Kawasaki - Hayley Group PLC

IDEAL LAP TIME : 2:20.977 BEST LAP TIME : 2:20.984 DIFFERENCE : 0.007

LAP	SECTOR 1	SECTOR 2	LAP TIME		MPH	DIFF	TIME OF DAY
1 -		46.686	3:15.006		54.80	54.022	12:04:27.281
2 -	1:34.789	47.163	2:21.952	(3)	75.29	0.968	12:06:49.233
3 -	1:34.452	***46.532***	***2:20.984***	**(1)**	***75.81***		***12:09:10.217***
4 -	***1:34.445***	47.244	2:21.689	(2)	75.43	0.705	12:11:31.906

P28 56 1000 Michael CROSSMAN Aprillia - FOG RACING

IDEAL LAP TIME : 2:36.661 BEST LAP TIME : 2:36.661 DIFFERENCE : 0.000

LAP	SECTOR 1	SECTOR 2	LAP TIME		MPH	DIFF	TIME OF DAY
1 -		52.876	2:42.743		65.67	6.082	12:03:55.018
2 -	***1:44.104***	***52.557***	***2:36.661***	**(1)**	***68.22***		***12:06:31.679***
3 -	1:44.709	52.974	2:37.683	(3)	67.78	1.022	12:09:09.362
4 -	1:44.722	52.667	2:37.389	(2)	67.90	0.728	12:11:46.751

P29 113 600 Illia ZHURAVEL Kawasaki -

IDEAL LAP TIME : 2:26.564 BEST LAP TIME : 2:26.564 DIFFERENCE : 0.000

LAP	SECTOR 1	SECTOR 2	LAP TIME		MPH	DIFF	TIME OF DAY
1 -		49.066	3:25.600		51.98	59.036	12:04:37.875
2 -	1:38.435	50.514	2:28.949	(2)	71.75	2.385	12:07:06.824
3 -	1:39.025	50.022	2:29.047	(3)	71.70	2.483	12:09:35.871
4 -	***1:38.399***	***48.165***	***2:26.564***	**(1)**	***72.92***		***12:12:02.435***

P30 24 600 Mark REYNOLDS Yamaha -

IDEAL LAP TIME : 2:28.347 BEST LAP TIME : 2:29.179 DIFFERENCE : 0.832

LAP	SECTOR 1	SECTOR 2	LAP TIME		MPH	DIFF	TIME OF DAY
1 -		49.947	3:24.099		52.36	54.920	12:04:36.374
2 -	***1:38.472***	50.707	***2:29.179***	**(1)**	***71.64***		***12:07:05.553***
3 -	1:39.437	***49.875***	2:29.312	(2)	71.58	0.133	12:09:34.865
4 -	1:39.637	50.648	2:30.285	(3)	71.11	1.106	12:12:05.150

P31 999 600 Simon READ Yamaha -

IDEAL LAP TIME : 2:28.001 BEST LAP TIME : 2:28.001 DIFFERENCE : 0.000

LAP	SECTOR 1	SECTOR 2	LAP TIME		MPH	DIFF	TIME OF DAY
1 -		51.777	3:28.311		51.30	1:00.310	12:04:40.586
2 -	1:40.138	50.505	2:30.643	(2)	70.94	2.642	12:07:11.229
3 -	1:40.313	50.417	2:30.730	(3)	70.90	2.729	12:09:41.959
4 -	***1:37.957***	***50.044***	***2:28.001***	**(1)**	***72.21***		***12:12:09.960***

P32 105 600 Benjamin STONARD Honda -

IDEAL LAP TIME : 2:31.394 BEST LAP TIME : 2:31.394 DIFFERENCE : 0.000

LAP	SECTOR 1	SECTOR 2	LAP TIME		MPH	DIFF	TIME OF DAY
1 -		52.333	3:30.084		50.87	58.690	12:04:42.359
2 -	1:40.517	52.032	2:32.549	(3)	70.06	1.155	12:07:14.908
3 -	***1:39.428***	***51.966***	***2:31.394***	**(1)**	***70.59***		***12:09:46.302***
4 -	1:40.330	52.131	2:32.461	(2)	70.10	1.067	12:12:18.763

P33 33 600 Mark LAWRENCE Honda - Sarky racing

IDEAL LAP TIME : 2:31.430 BEST LAP TIME : 2:31.430 DIFFERENCE : 0.000

LAP	SECTOR 1	SECTOR 2	LAP TIME	MPH	DIFF	TIME OF DAY

Weather / Track : Sunny / Dry

Snetterton 300
Circuit Length = 2.9689 miles
Start: 12:01 Flag 12:11 End: 12:13

L&W Contractors Rookie 600 & 1000

RACE 2 - SECTOR ANALYSIS

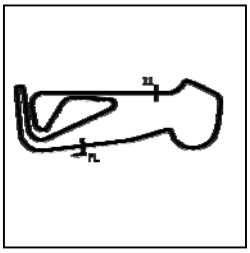

SECTOR 1 = FL to I1, SECTOR 2 = I1 to FL, DIFF = Difference To Personal Best Lap, P = Crossed Finish Line in Pit Lane, D = Time Disallowed

1 -		51.122	3:31.051	50.64	59.621	12:04:43.326
2 -	1:41.749	50.957	2:32.706 **(2)**	69.99	1.276	12:07:16.032
3 -	***1:40.977***	***50.453***	***2:31.430*** **(1)**	***70.58***		***12:09:47.462***
4 -	1:42.678	50.796	2:33.474 **(3)**	69.64	2.044	12:12:20.936

P34 196 600 Emma PETERSON Yamaha - Rst Concept store-Helmet City Chichester.Fisherbrow

IDEAL LAP TIME : 2:19.841 BEST LAP TIME : 2:19.841 DIFFERENCE : 0.000

LAP	SECTOR 1	SECTOR 2	LAP TIME	MPH	DIFF	TIME OF DAY
1 -		47.916	3:21.583 **(2)**	53.02	1:01.742	12:04:33.858
2 -	***1:33.234***	***46.607***	***2:19.841*** **(1)**	***76.43***		***12:06:53.699***

Weather / Track : Sunny / Dry

Snetterton 300
Circuit Length = 2.9689 miles
Start: 12:01 Flag 12:11 End: 12:13

L&W Contractors Rookie 600 & 1000

RACE 2 - BEST SECTORS

SECTOR 1				SECTOR 2			IDEAL / BEST COMPARISON					
POS	NO	NAME	TIME	NO	NAME	TIME	POS	NO	NAME	IDEAL	BEST	DIFF
									PERFECT LAP	2:00.763		
1	272	JOHNSON	**1:20.383**	110	GUNN	**40.380**	1	110	GUNN	2:00.870	2:00.989	0.119
2	110	GUNN	**1:20.490**	272	JOHNSON	**40.541**	2	272	JOHNSON	2:00.924	2:01.509	0.585
3	175	KENDLE	**1:21.169**	175	KENDLE	**40.785**	3	175	KENDLE	2:01.954	2:01.968	0.014
4	81	DRINKALD	**1:23.037**	818	BARKER	**41.670**	4	81	DRINKALD	2:04.807	2:04.871	0.064
5	818	BARKER	**1:23.156**	81	DRINKALD	**41.770**	5	818	BARKER	2:04.826	2:04.889	0.063
6	161	ANDERSON	**1:23.736**	42	ATTWOOD	**41.776**	6	161	ANDERSON	2:05.635	2:06.495	0.860
7	39	MORGAN	**1:23.847**	161	ANDERSON	**41.899**	7	42	ATTWOOD	2:05.676	2:05.815	0.139
8	42	ATTWOOD	**1:23.900**	39	MORGAN	**42.307**	8	39	MORGAN	2:06.154	2:06.224	0.070
9	646	RAI	**1:25.345**	100	HOWTON	**42.550**	9	646	RAI	2:08.427	2:08.453	0.026
10	107	WHEELDON	**1:25.471**	2	TRUNDLE	**42.957**	10	107	WHEELDON	2:08.626	2:08.685	0.059
11	2	TRUNDLE	**1:25.739**	646	RAI	**43.082**	11	2	TRUNDLE	2:08.696	2:09.334	0.638
12	205	DOWLER	**1:25.854**	18	THOMAS	**43.092**	12	100	HOWTON	2:09.071	2:09.071	0.000
13	82	HAWKINS	**1:26.141**	107	WHEELDON	**43.155**	13	205	DOWLER	2:09.110	2:09.110	0.000
14	100	HOWTON	**1:26.521**	194	CRACKNELL	**43.227**	14	82	HAWKINS	2:09.505	2:09.505	0.000
15	18	THOMAS	**1:26.673**	205	DOWLER	**43.256**	15	18	THOMAS	2:09.765	2:09.874	0.109
16	117	MERRY	**1:26.921**	82	HAWKINS	**43.364**	16	194	CRACKNELL	2:10.489	2:10.489	0.000
17	194	CRACKNELL	**1:27.262**	188	KRAWIECKI	**43.501**	17	117	MERRY	2:10.692	2:10.808	0.116
18	128	CLARKE	**1:27.349**	117	MERRY	**43.771**	18	188	KRAWIECKI	2:11.302	2:12.711	1.409
19	188	KRAWIECKI	**1:27.801**	31	BOUDIER	**43.786**	19	128	CLARKE	2:11.555	2:11.662	0.107
20	31	BOUDIER	**1:28.241**	128	CLARKE	**44.206**	20	31	BOUDIER	2:12.027	2:12.162	0.135
21	8	SAUNDERS	**1:28.432**	59	NESTER	**44.464**	21	59	NESTER	2:13.121	2:13.459	0.338
22	59	NESTER	**1:28.657**	69	WINDEATT	**44.892**	22	8	SAUNDERS	2:13.558	2:14.230	0.672
23	115	PATTERSON	**1:28.970**	115	PATTERSON	**45.120**	23	115	PATTERSON	2:14.090	2:14.090	0.000
24	84	MCMANAMON	**1:29.196**	8	SAUNDERS	**45.126**	24	84	MCMANAMON	2:15.059	2:15.592	0.533
25	790	VOY	**1:30.514**	84	MCMANAMON	**45.863**	25	69	WINDEATT	2:15.534	2:15.534	0.000
26	69	WINDEATT	**1:30.642**	790	VOY	**46.116**	26	790	VOY	2:16.630	2:16.630	0.000
27	196	PETERSON	**1:33.234**	20	CLARKE	**46.532**	27	196	PETERSON	2:19.841	2:19.841	0.000
28	20	CLARKE	**1:34.445**	196	PETERSON	**46.607**	28	20	CLARKE	2:20.977	2:20.984	0.007
29	999	READ	**1:37.957**	113	ZHURAVEL	**48.165**	29	113	ZHURAVEL	2:26.564	2:26.564	0.000
30	113	ZHURAVEL	**1:38.399**	24	REYNOLDS	**49.875**	30	999	READ	2:28.001	2:28.001	0.000
31	24	REYNOLDS	**1:38.472**	999	READ	**50.044**	31	24	REYNOLDS	2:28.347	2:29.179	0.832
32	105	STONARD	**1:39.428**	33	LAWRENCE	**50.453**	32	105	STONARD	2:31.394	2:31.394	0.000
33	33	LAWRENCE	**1:40.977**	105	STONARD	**51.966**	33	33	LAWRENCE	2:31.430	2:31.430	0.000
34	56	CROSSMAN	**1:44.104**	56	CROSSMAN	**52.557**	34	56	CROSSMAN	2:36.661	2:36.661	0.000

Weather / Track : Sunny / Dry

Snetterton 300
Circuit Length = 2.9689 miles
Start: 12:01 Flag 12:11 End: 12:13

Results can be found at www.tsl-timing.com

Printed - 12:15 Saturday, 19 May 2018

L&W Contractors Rookie 600 & 1000

RACE 11 - GRID (5 Laps)

ROW 13	39 33 Mark LAWRENCE 2:31.430	38 105 Benjamin STONARD 2:31.394	37 24 Mark REYNOLDS 2:29.179
ROW 12	36 999 Simon READ 2:28.001	35 113 Illia ZHURAVEL 2:26.564	34 20 Matt CLARKE 2:20.984
ROW 11	33 196 Emma PETERSON 2:19.841	32 790 Andrew VOY 2:16.630	31 84 Phillip MCMANAMON 2:15.592
ROW 10	30 69 Robert WINDEATT 2:15.534	29 8 Dave SAUNDERS 2:14.230	28 115 Rory PATTERSON 2:14.090
ROW 9	27 188 Dawid KRAWIECKI 2:12.711	26 31 Daniel BOUDIER 2:12.162	25 117 Ross MERRY 2:10.808
ROW 8	24 194 Liam CRACKNELL 2:10.489	23 18 Jamie THOMAS 2:09.874	22 2 Toby TRUNDLE 2:09.334
ROW 7	21 205 Christopher DOWLER 2:09.110	20 100 Craig HOWTON 2:09.071	19 107 Michael WHEELDON 2:08.685
ROW 6	18 39 Max MORGAN 2:06.224	17 42 Michael ATTWOOD 2:05.815	16 818 Alex BARKER 2:04.889
ROW 5	15	14	13
ROW 4	12	11 199 Michael FROST	10 56 Michael CROSSMAN 2:36.661
ROW 3	9 59 Dave NESTER 2:13.459	8 128 Kevin CLARKE 2:11.662	7 82 Matthew HAWKINS 2:09.505
ROW 2	6 646 Sukhminder RAI 2:08.453	5 161 Dean ANDERSON 2:06.495	4 81 Chris DRINKALD 2:04.871
ROW 1	3 175 Mark KENDLE 2:01.968	2 272 Daniel JOHNSON 2:01.509	1 110 Peter GUNN 2:00.989

Pole

Snetterton 300
Circuit Length = 2.9689 miles

These results are provisional until the conclusion of any judicial and technical matters.

Clerk Of Course :		Timekeeper :

Results can be found at www.tsl-timing.com

Printed - 12:19 Saturday, 19 May 2018

L&W Contractors Rookie 600 & 1000

RACE 11 - CLASSIFICATION

POS	NO	CL	PIC	NAME	ENTRY	LAPS	TIME	GAP	DIFF	MPH	BEST	ON
1	**110**	1000	1	Peter GUNN	BMW -	**5**	10:10.562			87.52	**1:59.988**	3
2	**272**	1000	2	Daniel JOHNSON	BMW -	**5**	10:17.563	**7.001**	7.001	86.53	**2:00.948**	3
3	**175**	1000	3	Mark KENDLE	Kawasaki - LiMAR OILTOOLS	**5**	10:24.390	**13.828**	6.827	85.58	**2:02.092**	2
4	**81**	1000	4	Chris DRINKALD	Kawaski - Rymer Racing	**5**	10:38.033	**27.471**	13.643	83.75	**2:05.546**	2
5	**161**	1000	5	Dean ANDERSON	Honda - fog racing	**5**	10:38.647	**28.085**	0.614	83.67	**2:06.055**	3
6	**82**	1000	6	Matthew HAWKINS	Yamaha -	**5**	11:05.439	**54.877**	26.792	80.30	**2:11.428**	5
7	**59**	1000	7	Dave NESTER	Bmw -	**5**	11:05.807	**55.245**	0.368	80.26	**2:09.539**	5
8	**128**	1000	8	Kevin CLARKE	Suzuki -	**5**	11:08.923	**58.361**	3.116	79.89	**2:11.547**	4
9	**818**	600	1	Alex BARKER	Yamaha - Courtneys Vehicle Logistics & Barker Wo	**5**	11:24.580	**1:14.018**	15.657	78.06	**2:05.955**	5
10	**107**	600	2	Michael WHEELDON	Triumph -	**5**	11:41.208	**1:30.646**	16.628	76.21	**2:09.508**	5
11	**2**	600	3	Toby TRUNDLE	Triumph - Harris Motorcycles Ltd - Harlow Essex	**5**	11:41.716	**1:31.154**	0.508	76.15	**2:09.087**	3
12	**100**	600	4	Craig HOWTON	Suzuki - Me	**5**	11:43.116	**1:32.554**	1.400	76.00	**2:09.582**	3
13	**205**	600	5	Christopher DOWLER	Suzuki -	**5**	11:43.228	**1:32.666**	0.112	75.99	**2:08.987**	5
14	**18**	600	6	Jamie THOMAS	Suzuki - Team RubyRacing	**5**	11:48.552	**1:37.990**	5.324	75.42	**2:09.690**	4
15	**117**	600	7	Ross MERRY	Honda -	**5**	11:51.547	**1:40.985**	2.995	75.10	**2:11.128**	4
16	**194**	600	8	Liam CRACKNELL	Kawasaki -	**5**	11:51.979	**1:41.417**	0.432	75.05	**2:09.540**	4
17	**188**	600	9	Dawid KRAWIECKI	Honda - Code Blue LTD	**5**	11:59.966	**1:49.404**	7.987	74.22	**2:11.931**	5
18	**8**	600	10	Dave SAUNDERS	Honda -	**5**	12:02.288	**1:51.726**	2.322	73.98	**2:11.762**	5
19	**31**	600	11	Daniel BOUDIER	Yamaha - Deben Racing	**5**	12:11.358	**2:00.796**	9.070	73.07	**2:14.336**	4
20	**115**	600	12	Rory PATTERSON	Kawasaki -	**5**	12:18.362	**2:07.800**	7.004	72.37	**2:16.195**	3
21	**69**	600	13	Robert WINDEATT	Triumph - L&W Contractors	**5**	12:18.737	**2:08.175**	0.375	72.34	**2:16.400**	2
22	**84**	600	14	Phillip MCMANAMON	Honda -	**4**	10:14.503	**1 Lap**	1 Lap	69.57	**2:17.856**	4
23	**790**	600	15	Andrew VOY	Kawasaki -	**4**	10:17.235	**1 Lap**	2.732	69.26	**2:18.710**	4
24	**20**	600	16	Matt CLARKE	Kawasaki - Hayley Group PLC	**4**	10:20.794	**1 Lap**	3.559	68.86	**2:20.994**	3
25	**56**	1000	9	Michael CROSSMAN	Aprillia - FOG RACING	**4**	10:35.584	**1 Lap**	14.790	67.26	**2:36.095**	4
26	**113**	600	17	Illia ZHURAVEL	Kawasaki -	**4**	10:38.038	**1 Lap**	2.454	67.00	**2:25.732**	2
27	**999**	600	18	Simon READ	Yamaha -	**4**	10:54.992	**1 Lap**	16.954	65.27	**2:27.817**	4
28	**196**	600	19	Emma PETERSON	Yamaha - Rst Concept store-Helmet City Chicheste	**4**	10:55.053	**1 Lap**	0.061	65.26	**2:28.446**	2
29	**24**	600	20	Mark REYNOLDS	Yamaha -	**4**	11:00.089	**1 Lap**	5.036	64.76	**2:27.905**	4
30	**105**	600	21	Benjamin STONARD	Honda -	**4**	11:13.715	**1 Lap**	13.626	63.45	**2:33.530**	2
31	**33**	600	22	Mark LAWRENCE	Honda - Sarky racing	**4**	11:16.172	**1 Lap**	2.457	63.22	**2:33.085**	2
					NOT CLASSIFIED							
DNF	**39**	600		Max MORGAN	Kawasaki - MSS PERFORMANCE	**4**	9:18.152	**1 Lap**		76.59	**2:05.547**	4
DNF	**42**	600		Michael ATTWOOD	Yamaha - Moremoto	**4**	9:18.966	**1 Lap**	0.814	76.48	**2:05.945**	4
DNF	**646**	1000		Sukhminder RAI	Aprilia - Asian Sensation	**0**						

FASTEST LAP

110	1000	Peter GUNN	BMW -	**3**	1:59.988	89.07 mph	143.35 kph
39	600	Max MORGAN	Kawasaki - MSS PERFORMANCE	**4**	2:05.547	85.13 mph	137.00 kph

Class 1000 - 92.5% of Race Speed = 80.95 mph
Class 600 - 92.5% of Race Speed = 72.20 mph

Snetterton 300
Circuit Length = 2.9689 miles
Start: 15:32 Flag 15:42 End: 15:45

Weather / Track : Sunny / Dry
These results are provisional until the conclusion of any judicial and technical matters.

Clerk Of Course :		Timekeeper :

Results can be found at www.tsl-timing.com

Printed - 15:46 Saturday, 19 May 2018

L&W Contractors Rookie 600 & 1000

RACE 11 - LAP CHART

LAP 1 @ 15:34:51.651

NO	BEHIND	LAP TIME
272		2:07.449
110	0.259	2:07.708
175	0.659	2:08.108
81	4.378	2:11.827
161	5.090	2:12.539
82	9.383	2:16.832
128	11.309	2:18.758
59	12.928	2:20.377
56	36.894	2:44.343
818	50.599	2:58.048
42	51.237	2:58.686
39	52.267	2:59.716
107	53.851	3:01.300
100	54.611	3:02.060
18	56.022	3:03.471
2	56.220	3:03.669
205	57.406	3:04.855
117	57.973	3:05.422
188	59.961	3:07.410
194	59.966	3:07.415
8	1:01.735	3:09.184
69	1:02.740	3:10.189
31	1:03.384	3:10.833
115	1:04.500	3:11.949
20	1:07.873	3:15.322
84	1:08.315	3:15.764
790	1:09.116	3:16.565
113	1:11.835	3:19.284
999	1:19.432	3:26.881
196	1:19.701	3:27.150
105	1:21.516	3:28.965
24	1:22.167	3:29.616
33	1:24.517	3:31.966

LAP 2 @ 15:36:52.870

NO	BEHIND	LAP TIME
272		2:01.219
110	0.207	2:01.167
175	1.532	2:02.092
81	8.705	2:05.546
161	10.678	2:06.807
82	20.371	2:12.207
128	23.268	2:13.178
59	24.522	2:12.813
818	57.084	2:07.704
42	57.827	2:07.809
39	57.932	2:06.884
107	1:02.417	2:09.785
100	1:04.213	2:10.821
2	1:04.914	2:09.913
205	1:06.743	2:10.556
18	1:07.055	2:12.252
117	1:08.667	2:11.913
194	1:11.384	2:12.637
188	1:13.068	2:14.326
56	1:13.153	2:37.478
8	1:15.458	2:14.942
69	1:17.921	2:16.400
31	1:17.927	2:15.762
115	1:19.932	2:16.651
84	1:28.014	2:20.918
790	1:28.949	2:21.052
20	1:29.865	2:23.211
113	1:36.348	2:25.732
196	1:46.928	2:28.446
999	1:48.508	2:30.295
105	1:53.827	2:33.530
24	1:54.127	2:33.179
33	1:56.383	2:33.085

LAP 3 @ 15:38:53.065

NO	BEHIND	LAP TIME
110		1:59.988
272	0.753	2:00.948
175	4.692	2:03.355
81	14.618	2:06.108
161	16.538	2:06.055
82	31.863	2:11.687
128	36.206	2:13.133
59	36.607	2:12.280
818	1:03.622	2:06.733
39	1:03.742	2:06.005
42	1:04.158	2:06.526
107	1:12.318	2:10.096
100	1:13.600	2:09.582
2	1:13.806	2:09.087
205	1:16.368	2:09.820
18	1:18.041	2:11.181
117	1:20.150	2:11.678
194	1:22.423	2:11.234
188	1:25.795	2:12.922
8	1:29.148	2:13.885
31	1:33.612	2:15.880
69	1:34.682	2:16.956
115	1:35.932	2:16.195
84	1:47.784	2:19.965
790	1:49.662	2:20.908
56	1:50.626	2:37.668
20	1:50.664	2:20.994

LAP 4 @ 15:40:53.804

NO	BEHIND	LAP TIME
110		2:00.739
113	1 Lap	2:27.099
272	3.661	2:03.647
175	10.979	2:07.026
196	1 Lap	2:29.461
999	1 Lap	2:29.999
81	21.732	2:07.853
161	22.084	2:06.285
24	1 Lap	2:29.389
105	1 Lap	2:34.425
33	1 Lap	2:33.736
82	44.409	2:13.285
59	46.666	2:10.798
128	47.014	2:11.547
39	1:08.550	2:05.547
818	1:09.023	2:06.140
42	1:09.364	2:05.945
107	1:22.098	2:10.519
2	1:22.748	2:09.681
100	1:23.248	2:10.387
205	1:24.639	2:09.010
18	1:26.992	2:09.690
117	1:30.539	2:11.128
194	1:31.224	2:09.540
188	1:38.433	2:13.377
8	1:40.924	2:12.515
31	1:47.209	2:14.336
69	1:50.777	2:16.834
115	1:51.543	2:16.350

LAP 5 @ 15:42:54.764

NO	BEHIND	LAP TIME
110		2:00.960
84	1 Lap	2:17.856
790	1 Lap	2:18.710
272	7.001	2:04.300
20	1 Lap	2:21.267
175	13.828	2:03.809
56	1 Lap	2:36.095
81	27.471	2:06.699
113	1 Lap	2:25.923
161	28.085	2:06.961
999	1 Lap	2:27.817
196	1 Lap	2:29.996
24	1 Lap	2:27.905
82	54.877	2:11.428
59	55.245	2:09.539
128	58.361	2:12.307
105	1 Lap	2:36.795
33	1 Lap	2:37.385
818	1:14.018	2:05.955
107	1:30.646	2:09.508
2	1:31.154	2:09.366
100	1:32.554	2:10.266
205	1:32.666	2:08.987
18	1:37.990	2:11.958
117	1:40.985	2:11.406
194	1:41.417	2:11.153
188	1:49.404	2:11.931
8	1:51.726	2:11.762
31	2:00.796	2:14.547
115	2:07.800	2:17.217
69	2:08.175	2:18.358

Weather / Track : Sunny / Dry

Snetterton 300
Circuit Length = 2.9689 miles
Start: 15:32 Flag 15:42 End: 15:45

Results can be found at www.tsl-timing.com

Printed - 15:55 Saturday, 19 May 2018

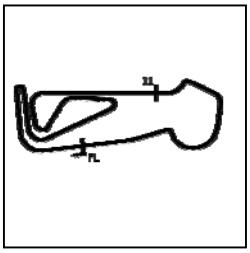

L&W Contractors Rookie 600 & 1000

RACE 11 - SECTOR ANALYSIS

SECTOR 1 = FL to I1, SECTOR 2 = I1 to FL, DIFF = Difference To Personal Best Lap, P = Crossed Finish Line in Pit Lane, D = Time Disallowed

P1 110 1000 Peter GUNN BMW -

IDEAL LAP TIME : 1:59.988 BEST LAP TIME : 1:59.988 DIFFERENCE : 0.000

LAP	SECTOR 1	SECTOR 2	LAP TIME	MPH	DIFF	TIME OF DAY
1 -		40.942	2:07.708	83.69	7.720	15:34:51.910
2 -	1:21.081	40.086	2:01.167	88.20	1.179	15:36:53.077
3 -	***1:20.272***	***39.716***	***1:59.988 (1)***	***89.07***		***15:38:53.065***
4 -	1:20.658	40.081	2:00.739 **(2)**	88.52	0.751	15:40:53.804
5 -	1:20.639	40.321	2:00.960 **(3)**	88.36	0.972	15:42:54.764

P2 272 1000 Daniel JOHNSON BMW -

IDEAL LAP TIME : 2:00.711 BEST LAP TIME : 2:00.948 DIFFERENCE : 0.237

LAP	SECTOR 1	SECTOR 2	LAP TIME	MPH	DIFF	TIME OF DAY
1 -		40.940	2:07.449	83.86	6.501	15:34:51.651
2 -	1:20.884	***40.335***	2:01.219 **(2)**	88.17	0.271	15:36:52.870
3 -	***1:20.376***	40.572	***2:00.948 (1)***	***88.36***		***15:38:53.818***
4 -	1:23.001	40.646	2:03.647 **(3)**	86.44	2.699	15:40:57.465
5 -	1:22.950	41.350	2:04.300	85.98	3.352	15:43:01.765

P3 175 1000 Mark KENDLE Kawasaki - LiMAR OILTOOLS

IDEAL LAP TIME : 2:02.092 BEST LAP TIME : 2:02.092 DIFFERENCE : 0.000

LAP	SECTOR 1	SECTOR 2	LAP TIME	MPH	DIFF	TIME OF DAY
1 -		41.109	2:08.108	83.43	6.016	15:34:52.310
2 -	***1:21.272***	***40.820***	***2:02.092 (1)***	***87.54***		***15:36:54.402***
3 -	1:21.882	41.473	2:03.355 **(2)**	86.64	1.263	15:38:57.757
4 -	1:24.467	42.559	2:07.026	84.14	4.934	15:41:04.783
5 -	1:22.157	41.652	2:03.809 **(3)**	86.32	1.717	15:43:08.592

P4 81 1000 Chris DRINKALD Kawaski - Rymer Racing

IDEAL LAP TIME : 2:05.493 BEST LAP TIME : 2:05.546 DIFFERENCE : 0.053

LAP	SECTOR 1	SECTOR 2	LAP TIME	MPH	DIFF	TIME OF DAY
1 -		42.313	2:11.827	81.07	6.281	15:34:56.029
2 -	***1:23.386***	42.160	***2:05.546 (1)***	***85.13***		***15:37:01.575***
3 -	1:24.001	***42.107***	2:06.108 **(2)**	84.75	0.562	15:39:07.683
4 -	1:24.387	43.466	2:07.853	83.59	2.307	15:41:15.536
5 -	1:24.273	42.426	2:06.699 **(3)**	84.35	1.153	15:43:22.235

P5 161 1000 Dean ANDERSON Honda - fog racing

IDEAL LAP TIME : 2:05.651 BEST LAP TIME : 2:06.055 DIFFERENCE : 0.404

LAP	SECTOR 1	SECTOR 2	LAP TIME	MPH	DIFF	TIME OF DAY
1 -		42.449	2:12.539	80.64	6.484	15:34:56.741
2 -	1:24.530	42.277	2:06.807 **(3)**	84.28	0.752	15:37:03.548
3 -	1:24.210	***41.845***	***2:06.055 (1)***	***84.78***		***15:39:09.603***
4 -	***1:23.806***	42.479	2:06.285 **(2)**	84.63	0.230	15:41:15.888
5 -	1:24.867	42.094	2:06.961	84.18	0.906	15:43:22.849

P6 82 1000 Matthew HAWKINS Yamaha -

IDEAL LAP TIME : 2:11.043 BEST LAP TIME : 2:11.428 DIFFERENCE : 0.385

LAP	SECTOR 1	SECTOR 2	LAP TIME	MPH	DIFF	TIME OF DAY
1 -		***43.562***	2:16.832	78.11	5.404	15:35:01.034
2 -	***1:27.481***	44.726	2:12.207 **(3)**	80.84	0.779	15:37:13.241
3 -	1:27.538	44.149	2:11.687 **(2)**	81.16	0.259	15:39:24.928
4 -	1:28.807	44.478	2:13.285	80.18	1.857	15:41:38.213
5 -	1:27.523	43.905	***2:11.428 (1)***	***81.32***		***15:43:49.641***

P7 59 1000 Dave NESTER Bmw -

IDEAL LAP TIME : 2:09.539 BEST LAP TIME : 2:09.539 DIFFERENCE : 0.000

LAP	SECTOR 1	SECTOR 2	LAP TIME	MPH	DIFF	TIME OF DAY

Weather / Track : Sunny / Dry

Snetterton 300
Circuit Length = 2.9689 miles
Start: 15:32 Flag 15:42 End: 15:45

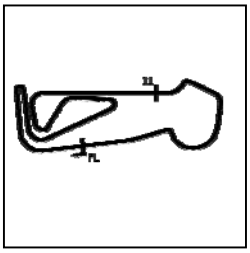

L&W Contractors Rookie 600 & 1000

RACE 11 - SECTOR ANALYSIS

SECTOR 1 = FL to I1, SECTOR 2 = I1 to FL, DIFF = Difference To Personal Best Lap, P = Crossed Finish Line in Pit Lane, D = Time Disallowed

1 -		44.467	2:20.377		76.13	10.838	15:35:04.579
2 -	1:28.120	44.693	2:12.813		80.47	3.274	15:37:17.392
3 -	1:28.411	43.869	2:12.280	(3)	80.79	2.741	15:39:29.672
4 -	1:27.002	43.796	2:10.798	(2)	81.71	1.259	15:41:40.470
5 -	***1:26.042***	***43.497***	***2:09.539***	**(1)**	***82.50***		***15:43:50.009***

P8 128 1000 Kevin CLARKE

Suzuki -

IDEAL LAP TIME : 2:11.533 BEST LAP TIME : 2:11.547 DIFFERENCE : 0.014

LAP	SECTOR 1	SECTOR 2	LAP TIME		MPH	DIFF	TIME OF DAY
1 -		44.182	2:18.758		77.02	7.211	15:35:02.960
2 -	1:28.767	44.411	2:13.178		80.25	1.631	15:37:16.138
3 -	1:28.438	44.695	2:13.133	(3)	80.28	1.586	15:39:29.271
4 -	1:27.726	***43.821***	***2:11.547***	**(1)**	***81.24***		***15:41:40.818***
5 -	***1:27.712***	44.595	2:12.307	(2)	80.78	0.760	15:43:53.125

P9 818 600 Alex BARKER

Yamaha - Courtneys Vehicle Logistics & Barker Woodrow Archit

IDEAL LAP TIME : 2:05.586 BEST LAP TIME : 2:05.955 DIFFERENCE : 0.369

LAP	SECTOR 1	SECTOR 2	LAP TIME		MPH	DIFF	TIME OF DAY
1 -		42.389	2:58.048		60.02	52.093	15:35:42.250
2 -	1:24.432	43.272	2:07.704		83.69	1.749	15:37:49.954
3 -	1:24.210	42.523	2:06.733	(3)	84.33	0.778	15:39:56.687
4 -	1:23.948	***42.192***	2:06.140	(2)	84.73	0.185	15:42:02.827
5 -	***1:23.394***	42.561	***2:05.955***	**(1)**	***84.85***		***15:44:08.782***

P10 107 600 Michael WHEELDON

Triumph -

IDEAL LAP TIME : 2:09.219 BEST LAP TIME : 2:09.508 DIFFERENCE : 0.289

LAP	SECTOR 1	SECTOR 2	LAP TIME		MPH	DIFF	TIME OF DAY
1 -		***43.011***	3:01.300		58.95	51.792	15:35:45.502
2 -	***1:26.208***	43.577	2:09.785	(2)	82.35	0.277	15:37:55.287
3 -	1:26.411	43.685	2:10.096	(3)	82.15	0.588	15:40:05.383
4 -	1:27.035	43.484	2:10.519		81.88	1.011	15:42:15.902
5 -	1:26.245	43.263	***2:09.508***	**(1)**	***82.52***		***15:44:25.410***

P11 2 600 Toby TRUNDLE

Triumph - Harris Motorcycles Ltd - Harlow Essex

IDEAL LAP TIME : 2:08.931 BEST LAP TIME : 2:09.087 DIFFERENCE : 0.156

LAP	SECTOR 1	SECTOR 2	LAP TIME		MPH	DIFF	TIME OF DAY
1 -		43.719	3:03.669		58.19	54.582	15:35:47.871
2 -	1:26.230	43.683	2:09.913		82.27	0.826	15:37:57.784
3 -	***1:25.746***	43.341	***2:09.087***	**(1)**	***82.79***		***15:40:06.871***
4 -	1:25.999	43.682	2:09.681	(3)	82.41	0.594	15:42:16.552
5 -	1:26.181	***43.185***	2:09.366	(2)	82.61	0.279	15:44:25.918

P12 100 600 Craig HOWTON

Suzuki - Me

IDEAL LAP TIME : 2:09.240 BEST LAP TIME : 2:09.582 DIFFERENCE : 0.342

LAP	SECTOR 1	SECTOR 2	LAP TIME		MPH	DIFF	TIME OF DAY
1 -		43.655	3:02.060		58.70	52.478	15:35:46.262
2 -	1:27.307	43.514	2:10.821		81.70	1.239	15:37:57.083
3 -	1:26.392	***43.190***	***2:09.582***	**(1)**	***82.48***		***15:40:06.665***
4 -	1:27.075	43.312	2:10.387	(3)	81.97	0.805	15:42:17.052
5 -	***1:26.050***	44.216	2:10.266	(2)	82.04	0.684	15:44:27.318

P13 205 600 Christopher DOWLER

Suzuki -

IDEAL LAP TIME : 2:08.410 BEST LAP TIME : 2:08.987 DIFFERENCE : 0.577

LAP	SECTOR 1	SECTOR 2	LAP TIME		MPH	DIFF	TIME OF DAY
1 -		43.885	3:04.855		57.81	55.868	15:35:49.057
2 -	1:26.091	44.465	2:10.556		81.86	1.569	15:37:59.613
3 -	1:26.458	43.362	2:09.820	(3)	82.33	0.833	15:40:09.433
4 -	1:25.650	***43.360***	2:09.010	(2)	82.84	0.023	15:42:18.443

Weather / Track : Sunny / Dry

Snetterton 300
Circuit Length = 2.9689 miles
Start: 15:32 Flag 15:42 End: 15:45

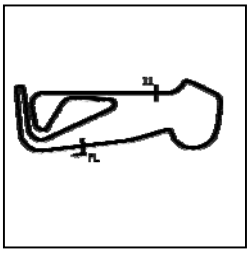

L&W Contractors Rookie 600 & 1000

RACE 11 - SECTOR ANALYSIS

SECTOR 1 = FL to I1, SECTOR 2 = I1 to FL, DIFF = Difference To Personal Best Lap, P = Crossed Finish Line in Pit Lane, D = Time Disallowed

5 -	***1:25.050***	43.937	***2:08.987***	**(1)**	***82.86***	***15:44:27.430***

P14 18 600 Jamie THOMAS

Suzuki - Team RubyRacing

IDEAL LAP TIME : 2:09.690 BEST LAP TIME : 2:09.690 DIFFERENCE : 0.000

LAP	SECTOR 1	SECTOR 2	LAP TIME		MPH	DIFF	TIME OF DAY
1 -		43.699	3:03.471		58.25	53.781	15:35:47.673
2 -	1:27.583	44.669	2:12.252		80.81	2.562	15:37:59.925
3 -	1:27.327	43.854	2:11.181	**(2)**	81.47	1.491	15:40:11.106
4 -	***1:26.562***	***43.128***	***2:09.690***	**(1)**	***82.41***		***15:42:20.796***
5 -	1:27.801	44.157	2:11.958	**(3)**	80.99	2.268	15:44:32.754

P15 117 600 Ross MERRY

Honda -

IDEAL LAP TIME : 2:10.772 BEST LAP TIME : 2:11.128 DIFFERENCE : 0.356

LAP	SECTOR 1	SECTOR 2	LAP TIME		MPH	DIFF	TIME OF DAY
1 -		44.586	3:05.422		57.64	54.294	15:35:49.624
2 -	1:27.377	44.536	2:11.913		81.02	0.785	15:38:01.537
3 -	1:27.631	44.047	2:11.678	**(3)**	81.16	0.550	15:40:13.215
4 -	1:27.401	***43.727***	***2:11.128***	**(1)**	***81.50***		***15:42:24.343***
5 -	***1:27.045***	44.361	2:11.406	**(2)**	81.33	0.278	15:44:35.749

P16 194 600 Liam CRACKNELL

Kawasaki -

IDEAL LAP TIME : 2:09.540 BEST LAP TIME : 2:09.540 DIFFERENCE : 0.000

LAP	SECTOR 1	SECTOR 2	LAP TIME		MPH	DIFF	TIME OF DAY
1 -		45.188	3:07.415		57.02	57.875	15:35:51.617
2 -	1:28.009	44.628	2:12.637		80.58	3.097	15:38:04.254
3 -	1:27.449	43.785	2:11.234	**(3)**	81.44	1.694	15:40:15.488
4 -	***1:26.273***	***43.267***	***2:09.540***	**(1)**	***82.50***		***15:42:25.028***
5 -	1:26.773	44.380	2:11.153	**(2)**	81.49	1.613	15:44:36.181

P17 188 600 Dawid KRAWIECKI

Honda - Code Blue LTD

IDEAL LAP TIME : 2:11.931 BEST LAP TIME : 2:11.931 DIFFERENCE : 0.000

LAP	SECTOR 1	SECTOR 2	LAP TIME		MPH	DIFF	TIME OF DAY
1 -		45.551	3:07.410		57.03	55.479	15:35:51.612
2 -	1:29.286	45.040	2:14.326		79.56	2.395	15:38:05.938
3 -	1:28.140	44.782	2:12.922	**(2)**	80.40	0.991	15:40:18.860
4 -	1:28.508	44.869	2:13.377	**(3)**	80.13	1.446	15:42:32.237
5 -	***1:27.553***	***44.378***	***2:11.931***	**(1)**	***81.01***		***15:44:44.168***

P18 8 600 Dave SAUNDERS

Honda -

IDEAL LAP TIME : 2:11.762 BEST LAP TIME : 2:11.762 DIFFERENCE : 0.000

LAP	SECTOR 1	SECTOR 2	LAP TIME		MPH	DIFF	TIME OF DAY
1 -		45.411	3:09.184		56.49	57.422	15:35:53.386
2 -	1:29.685	45.257	2:14.942		79.20	3.180	15:38:08.328
3 -	1:29.084	44.801	2:13.885	**(3)**	79.83	2.123	15:40:22.213
4 -	1:27.761	44.754	2:12.515	**(2)**	80.65	0.753	15:42:34.728
5 -	***1:27.504***	***44.258***	***2:11.762***	**(1)**	***81.11***		***15:44:46.490***

P19 31 600 Daniel BOUDIER

Yamaha - Deben Racing

IDEAL LAP TIME : 2:14.293 BEST LAP TIME : 2:14.336 DIFFERENCE : 0.043

LAP	SECTOR 1	SECTOR 2	LAP TIME		MPH	DIFF	TIME OF DAY
1 -		45.379	3:10.833		56.00	56.497	15:35:55.035
2 -	1:30.436	45.326	2:15.762	**(3)**	78.72	1.426	15:38:10.797
3 -	1:30.690	45.190	2:15.880		78.65	1.544	15:40:26.677
4 -	***1:29.853***	44.483	***2:14.336***	**(1)**	***79.56***		***15:42:41.013***
5 -	1:30.107	***44.440***	2:14.547	**(2)**	79.43	0.211	15:44:55.560

Weather / Track : Sunny / Dry

Snetterton 300
Circuit Length = 2.9689 miles
Start: 15:32 Flag 15:42 End: 15:45

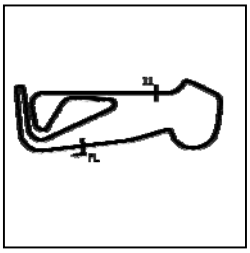

L&W Contractors Rookie 600 & 1000

RACE 11 - SECTOR ANALYSIS

SECTOR 1 = FL to I1, SECTOR 2 = I1 to FL, DIFF = Difference To Personal Best Lap, P = Crossed Finish Line in Pit Lane, D = Time Disallowed

P20 115 600 Rory PATTERSON Kawasaki -

IDEAL LAP TIME : 2:16.046 BEST LAP TIME : 2:16.195 DIFFERENCE : 0.149

LAP	SECTOR 1	SECTOR 2	LAP TIME	MPH	DIFF	TIME OF DAY
1 -		48.471	3:11.949	55.68	55.754	15:35:56.151
2 -	1:30.733	***45.918***	2:16.651 **(3)**	78.21	0.456	15:38:12.802
3 -	***1:30.128***	46.067	***2:16.195*** **(1)**	***78.47***		***15:40:28.997***
4 -	1:30.328	46.022	2:16.350 **(2)**	78.38	0.155	15:42:45.347
5 -	1:30.427	46.790	2:17.217	77.89	1.022	15:45:02.564

P21 69 600 Robert WINDEATT Triumph - L&W Contractors

IDEAL LAP TIME : 2:16.400 BEST LAP TIME : 2:16.400 DIFFERENCE : 0.000

LAP	SECTOR 1	SECTOR 2	LAP TIME	MPH	DIFF	TIME OF DAY
1 -		45.926	3:10.189	56.19	53.789	15:35:54.391
2 -	***1:30.613***	***45.787***	***2:16.400*** **(1)**	***78.35***		***15:38:10.791***
3 -	1:30.826	46.130	2:16.956 **(3)**	78.04	0.556	15:40:27.747
4 -	1:31.006	45.828	2:16.834 **(2)**	78.10	0.434	15:42:44.581
5 -	1:31.682	46.676	2:18.358	77.24	1.958	15:45:02.939

P22 84 600 Phillip MCMANAMON Honda -

IDEAL LAP TIME : 2:17.856 BEST LAP TIME : 2:17.856 DIFFERENCE : 0.000

LAP	SECTOR 1	SECTOR 2	LAP TIME	MPH	DIFF	TIME OF DAY
1 -		47.027	3:15.764	54.59	57.908	15:35:59.966
2 -	1:33.306	47.612	2:20.918 **(3)**	75.84	3.062	15:38:20.884
3 -	1:32.017	47.948	2:19.965 **(2)**	76.36	2.109	15:40:40.849
4 -	***1:31.764***	***46.092***	***2:17.856*** **(1)**	***77.53***		***15:42:58.705***

P23 790 600 Andrew VOY Kawasaki -

IDEAL LAP TIME : 2:18.041 BEST LAP TIME : 2:18.710 DIFFERENCE : 0.669

LAP	SECTOR 1	SECTOR 2	LAP TIME	MPH	DIFF	TIME OF DAY
1 -		47.725	3:16.565	54.37	57.855	15:36:00.767
2 -	1:34.053	46.999	2:21.052 **(3)**	75.77	2.342	15:38:21.819
3 -	***1:31.261***	49.647	2:20.908 **(2)**	75.85	2.198	15:40:42.727
4 -	1:31.930	***46.780***	***2:18.710*** **(1)**	***77.05***		***15:43:01.437***

P24 20 600 Matt CLARKE Kawasaki - Hayley Group PLC

IDEAL LAP TIME : 2:20.908 BEST LAP TIME : 2:20.994 DIFFERENCE : 0.086

LAP	SECTOR 1	SECTOR 2	LAP TIME	MPH	DIFF	TIME OF DAY
1 -		47.145	3:15.322	54.72	54.328	15:35:59.524
2 -	1:36.204	47.007	2:23.211 **(3)**	74.63	2.217	15:38:22.735
3 -	***1:34.384***	46.610	***2:20.994*** **(1)**	***75.80***		***15:40:43.729***
4 -	1:34.743	***46.524***	2:21.267 **(2)**	75.65	0.273	15:43:04.996

P25 56 1000 Michael CROSSMAN Aprillia - FOG RACING

IDEAL LAP TIME : 2:36.095 BEST LAP TIME : 2:36.095 DIFFERENCE : 0.000

LAP	SECTOR 1	SECTOR 2	LAP TIME	MPH	DIFF	TIME OF DAY
1 -		52.974	2:44.343	65.03	8.248	15:35:28.545
2 -	1:44.364	53.114	2:37.478 **(2)**	67.87	1.383	15:38:06.023
3 -	1:44.394	53.274	2:37.668 **(3)**	67.78	1.573	15:40:43.691
4 -	***1:43.554***	***52.541***	***2:36.095*** **(1)**	***68.47***		***15:43:19.786***

P26 113 600 Illia ZHURAVEL Kawasaki -

IDEAL LAP TIME : 2:25.174 BEST LAP TIME : 2:25.732 DIFFERENCE : 0.558

LAP	SECTOR 1	SECTOR 2	LAP TIME	MPH	DIFF	TIME OF DAY
1 -		***48.545***	3:19.284	53.63	53.552	15:36:03.486
2 -	1:36.938	48.794	***2:25.732*** **(1)**	***73.34***		***15:38:29.218***
3 -	1:37.667	49.432	2:27.099 **(3)**	72.65	1.367	15:40:56.317
4 -	***1:36.629***	49.294	2:25.923 **(2)**	73.24	0.191	15:43:22.240

Weather / Track : Sunny / Dry

Snetterton 300
Circuit Length = 2.9689 miles
Start: 15:32 Flag 15:42 End: 15:45

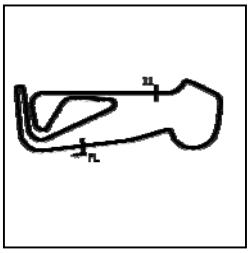

L&W Contractors Rookie 600 & 1000

RACE 11 - SECTOR ANALYSIS

SECTOR 1 = FL to I1, SECTOR 2 = I1 to FL, DIFF = Difference To Personal Best Lap, P = Crossed Finish Line in Pit Lane, D = Time Disallowed

P27 999 600 Simon READ — Yamaha -

IDEAL LAP TIME : 2:27.817 BEST LAP TIME : 2:27.817 DIFFERENCE : 0.000

LAP	SECTOR 1	SECTOR 2	LAP TIME	MPH	DIFF	TIME OF DAY
1 -		51.166	3:26.881	51.66	59.064	15:36:11.083
2 -	1:39.937	50.358	2:30.295 **(3)**	71.11	2.478	15:38:41.378
3 -	1:39.748	50.251	2:29.999 **(2)**	71.25	2.182	15:41:11.377
4 -	***1:38.232***	***49.585***	***2:27.817*** **(1)**	***72.30***		***15:43:39.194***

P28 196 600 Emma PETERSON — Yamaha - Rst Concept store-Helmet City Chichester.Fisherbrow

IDEAL LAP TIME : 2:26.959 BEST LAP TIME : 2:28.446 DIFFERENCE : 1.487

LAP	SECTOR 1	SECTOR 2	LAP TIME	MPH	DIFF	TIME OF DAY
1 -		***49.747***	3:27.150	51.59	58.704	15:36:11.352
2 -	***1:37.212***	51.234	***2:28.446*** **(1)**	***71.99***		***15:38:39.798***
3 -	1:38.898	50.563	2:29.461 **(2)**	71.51	1.015	15:41:09.259
4 -	1:39.231	50.765	2:29.996 **(3)**	71.25	1.550	15:43:39.255

P29 24 600 Mark REYNOLDS — Yamaha -

IDEAL LAP TIME : 2:26.915 BEST LAP TIME : 2:27.905 DIFFERENCE : 0.990

LAP	SECTOR 1	SECTOR 2	LAP TIME	MPH	DIFF	TIME OF DAY
1 -		51.350	3:29.616	50.98	1:01.711	15:36:13.818
2 -	1:41.529	51.650	2:33.179 **(3)**	69.77	5.274	15:38:46.997
3 -	1:40.141	***49.248***	2:29.389 **(2)**	71.54	1.484	15:41:16.386
4 -	***1:37.667***	50.238	***2:27.905*** **(1)**	***72.26***		***15:43:44.291***

P30 105 600 Benjamin STONARD — Honda -

IDEAL LAP TIME : 2:33.067 BEST LAP TIME : 2:33.530 DIFFERENCE : 0.463

LAP	SECTOR 1	SECTOR 2	LAP TIME	MPH	DIFF	TIME OF DAY
1 -		***51.477***	3:28.965	51.14	55.435	15:36:13.167
2 -	***1:41.590***	51.940	***2:33.530*** **(1)**	***69.61***		***15:38:46.697***
3 -	1:42.337	52.088	2:34.425 **(2)**	69.21	0.895	15:41:21.122
4 -	1:44.580	52.215	2:36.795 **(3)**	68.16	3.265	15:43:57.917

P31 33 600 Mark LAWRENCE — Honda - Sarky racing

IDEAL LAP TIME : 2:32.873 BEST LAP TIME : 2:33.085 DIFFERENCE : 0.212

LAP	SECTOR 1	SECTOR 2	LAP TIME	MPH	DIFF	TIME OF DAY
1 -		***51.900***	3:31.966	50.42	58.881	15:36:16.168
2 -	***1:40.973***	52.112	***2:33.085*** **(1)**	***69.81***		***15:38:49.253***
3 -	1:41.718	52.018	2:33.736 **(2)**	69.52	0.651	15:41:22.989
4 -	1:43.602	53.783	2:37.385 **(3)**	67.91	4.300	15:44:00.374

P32 39 600 Max MORGAN — Kawasaki - MSS PERFORMANCE

IDEAL LAP TIME : 2:05.426 BEST LAP TIME : 2:05.547 DIFFERENCE : 0.121

LAP	SECTOR 1	SECTOR 2	LAP TIME	MPH	DIFF	TIME OF DAY
1 -		***42.132***	2:59.716	59.47	54.169	15:35:43.918
2 -	1:24.162	42.722	2:06.884 **(3)**	84.23	1.337	15:37:50.802
3 -	1:23.591	42.414	2:06.005 **(2)**	84.82	0.458	15:39:56.807
4 -	***1:23.294***	42.253	***2:05.547*** **(1)**	***85.13***		***15:42:02.354***

P33 42 600 Michael ATTWOOD — Yamaha - Moremoto

IDEAL LAP TIME : 2:04.923 BEST LAP TIME : 2:05.945 DIFFERENCE : 1.022

LAP	SECTOR 1	SECTOR 2	LAP TIME	MPH	DIFF	TIME OF DAY
1 -		42.937	2:58.686	59.81	52.741	15:35:42.888
2 -	1:25.038	42.771	2:07.809 **(3)**	83.62	1.864	15:37:50.697
3 -	1:24.616	41.910	2:06.526 **(2)**	84.47	0.581	15:39:57.223
4 -	1:24.109	***41.836***	***2:05.945*** **(1)**	***84.86***		***15:42:03.168***

Weather / Track : Sunny / Dry

Snetterton 300
Circuit Length = 2.9689 miles
Start: 15:32 Flag 15:42 End: 15:45

L&W Contractors Rookie 600 & 1000

RACE 11 - BEST SECTORS

SECTOR 1

POS	NO	NAME	TIME
1	110	GUNN	**1:20.272**
2	272	JOHNSON	**1:20.376**
3	175	KENDLE	**1:21.272**
4	42	ATTWOOD	**1:23.087**
5	39	MORGAN	**1:23.294**
6	81	DRINKALD	**1:23.386**
7	818	BARKER	**1:23.394**
8	161	ANDERSON	**1:23.806**
9	205	DOWLER	**1:25.050**
10	2	TRUNDLE	**1:25.746**
11	59	NESTER	**1:26.042**
12	100	HOWTON	**1:26.050**
13	107	WHEELDON	**1:26.208**
14	194	CRACKNELL	**1:26.273**
15	18	THOMAS	**1:26.562**
16	117	MERRY	**1:27.045**
17	82	HAWKINS	**1:27.481**
18	8	SAUNDERS	**1:27.504**
19	188	KRAWIECKI	**1:27.553**
20	128	CLARKE	**1:27.712**
21	31	BOUDIER	**1:29.853**
22	115	PATTERSON	**1:30.128**
23	69	WINDEATT	**1:30.613**
24	790	VOY	**1:31.261**
25	84	MCMANAMON	**1:31.764**
26	20	CLARKE	**1:34.384**
27	113	ZHURAVEL	**1:36.629**
28	196	PETERSON	**1:37.212**
29	24	REYNOLDS	**1:37.667**
30	999	READ	**1:38.232**
31	33	LAWRENCE	**1:40.973**
32	105	STONARD	**1:41.590**
33	56	CROSSMAN	**1:43.554**
34			

SECTOR 2

NO	NAME	TIME
110	GUNN	**39.716**
272	JOHNSON	**40.335**
175	KENDLE	**40.820**
42	ATTWOOD	**41.836**
161	ANDERSON	**41.845**
81	DRINKALD	**42.107**
39	MORGAN	**42.132**
818	BARKER	**42.192**
107	WHEELDON	**43.011**
18	THOMAS	**43.128**
2	TRUNDLE	**43.185**
100	HOWTON	**43.190**
194	CRACKNELL	**43.267**
205	DOWLER	**43.360**
59	NESTER	**43.497**
82	HAWKINS	**43.562**
117	MERRY	**43.727**
128	CLARKE	**43.821**
8	SAUNDERS	**44.258**
188	KRAWIECKI	**44.378**
31	BOUDIER	**44.440**
69	WINDEATT	**45.787**
115	PATTERSON	**45.918**
84	MCMANAMON	**46.092**
20	CLARKE	**46.524**
790	VOY	**46.780**
113	ZHURAVEL	**48.545**
24	REYNOLDS	**49.248**
999	READ	**49.585**
196	PETERSON	**49.747**
105	STONARD	**51.477**
33	LAWRENCE	**51.900**
56	CROSSMAN	**52.541**

IDEAL / BEST COMPARISON

POS	NO	NAME	IDEAL	BEST	DIFF
		PERFECT LAP	1:59.988		
1	110	GUNN	1:59.988	1:59.988	0.000
2	272	JOHNSON	2:00.711	2:00.948	0.237
3	175	KENDLE	2:02.092	2:02.092	0.000
4	42	ATTWOOD	2:04.923	2:05.945	1.022
5	39	MORGAN	2:05.426	2:05.547	0.121
6	81	DRINKALD	2:05.493	2:05.546	0.053
7	818	BARKER	2:05.586	2:05.955	0.369
8	161	ANDERSON	2:05.651	2:06.055	0.404
9	205	DOWLER	2:08.410	2:08.987	0.577
10	2	TRUNDLE	2:08.931	2:09.087	0.156
11	107	WHEELDON	2:09.219	2:09.508	0.289
12	100	HOWTON	2:09.240	2:09.582	0.342
13	59	NESTER	2:09.539	2:09.539	0.000
14	194	CRACKNELL	2:09.540	2:09.540	0.000
15	18	THOMAS	2:09.690	2:09.690	0.000
16	117	MERRY	2:10.772	2:11.128	0.356
17	82	HAWKINS	2:11.043	2:11.428	0.385
18	128	CLARKE	2:11.533	2:11.547	0.014
19	8	SAUNDERS	2:11.762	2:11.762	0.000
20	188	KRAWIECKI	2:11.931	2:11.931	0.000
21	31	BOUDIER	2:14.293	2:14.336	0.043
22	115	PATTERSON	2:16.046	2:16.195	0.149
23	69	WINDEATT	2:16.400	2:16.400	0.000
24	84	MCMANAMON	2:17.856	2:17.856	0.000
25	790	VOY	2:18.041	2:18.710	0.669
26	20	CLARKE	2:20.908	2:20.994	0.086
27	113	ZHURAVEL	2:25.174	2:25.732	0.558
28	24	REYNOLDS	2:26.915	2:27.905	0.990
29	196	PETERSON	2:26.959	2:28.446	1.487
30	999	READ	2:27.817	2:27.817	0.000
31	33	LAWRENCE	2:32.873	2:33.085	0.212
32	105	STONARD	2:33.067	2:33.530	0.463
33	56	CROSSMAN	2:36.095	2:36.095	0.000

Weather / Track : Sunny / Dry

Snetterton 300
Circuit Length = 2.9689 miles
Start: 15:32 Flag 15:42 End: 15:45

Results can be found at www.tsl-timing.com

Printed - 15:48 Saturday, 19 May 2018

L&W Contractors Rookie 600 & 1000

RACE 2 - GRID (7 Laps)

ROW 13	39 105 Benjamin STONARD 2:33.530	38 33 Mark LAWRENCE 2:33.085	37 196 Emma PETERSON 2:28.446
ROW 12	36 24 Mark REYNOLDS 2:27.905	35 999 Simon READ 2:27.817	34 113 Illia ZHURAVEL 2:25.732
ROW 11	33 20 Matt CLARKE 2:20.994	32 790 Andrew VOY 2:18.710	31 84 Phillip MCMANAMON 2:17.856
ROW 10	30 69 Robert WINDEATT 2:16.400	29 115 Rory PATTERSON 2:16.195	28 31 Daniel BOUDIER 2:14.336
ROW 9	27 188 Dawid KRAWIECKI 2:11.931	26 8 Dave SAUNDERS 2:11.762	25 117 Ross MERRY 2:11.128
ROW 8	24 18 Jamie THOMAS 2:09.690	23 100 Craig HOWTON 2:09.582	22 194 Liam CRACKNELL 2:09.540
ROW 7	21 107 Michael WHEELDON 2:09.508	20 2 Toby TRUNDLE 2:09.087	19 205 Christopher DOWLER 2:08.987
ROW 6	18 818 Alex BARKER 2:05.955	17 42 Michael ATTWOOD 2:05.945	16 39 Max MORGAN 2:05.547
ROW 5	15	14	13
ROW 4	12	11 199 Michael FROST	10 646 Sukhminder RAI
ROW 3	9 56 Michael CROSSMAN 2:36.095	8 128 Kevin CLARKE 2:11.547	7 82 Matthew HAWKINS 2:11.428
ROW 2	6 59 Dave NESTER 2:09.539	5 161 Dean ANDERSON 2:06.055	4 81 Chris DRINKALD 2:05.546
ROW 1	3 175 Mark KENDLE 2:02.092	2 272 Daniel JOHNSON 2:00.948	1 110 Peter GUNN 1:59.988

Pole

Snetterton 300
Circuit Length = 2.9689 miles

These results are provisional until the conclusion of any judicial and technical matters.

Clerk Of Course :		Timekeeper :

Results can be found at www.tsl-timing.com

Printed - 15:50 Saturday, 19 May 2018

L&W Contractors Rookie 600 & 1000

RACE 2 - CLASSIFICATION

POS	NO	CL	PIC	NAME	ENTRY	LAPS	TIME	GAP	DIFF	MPH	BEST	ON
1	**175**	1000	1	Mark KENDLE	Kawasaki - LiMAR OILTOOLS	**7**	14:21.442			86.85	**2:00.944**	7
2	**110**	1000	2	Peter GUNN	BMW -	**7**	14:25.591	**4.149**	4.149	86.43	**2:01.652**	6
3	**272**	1000	3	Daniel JOHNSON	BMW -	**7**	14:37.960	**16.518**	12.369	85.21	**2:02.099**	5
4	**161**	1000	4	Dean ANDERSON	Honda - fog racing	**7**	14:44.875	**23.433**	6.915	84.55	**2:04.458**	5
5	**81**	1000	5	Chris DRINKALD	Kawaski - Rymer Racing	**7**	15:01.430	**39.988**	16.555	82.99	**2:06.091**	2
6	**646**	1000	6	Sukhminder RAI	Aprilia - Asian Sensation	**7**	15:20.547	**59.105**	19.117	81.27	**2:09.181**	2
7	**82**	1000	7	Matthew HAWKINS	Yamaha -	**7**	15:22.353	**1:00.911**	1.806	81.11	**2:09.501**	6
8	**128**	1000	8	Kevin CLARKE	Suzuki -	**7**	15:26.081	**1:04.639**	3.728	80.78	**2:10.054**	6
9	**39**	600	1	Max MORGAN	Kawasaki - MSS PERFORMANCE	**7**	15:34.730	**1:13.288**	8.649	80.04	**2:04.601**	4
10	**42**	600	2	Michael ATTWOOD	Yamaha - Moremoto	**7**	15:35.959	**1:14.517**	1.229	79.93	**2:04.557**	7
11	**59**	1000	9	Dave NESTER	Bmw -	**7**	15:37.425	**1:15.983**	1.466	79.81	**2:11.263**	4
12	**818**	600	3	Alex BARKER	Yamaha - Courtneys Vehicle Logistics & Barker Wo	**7**	15:38.179	**1:16.737**	0.754	79.74	**2:05.838**	6
13	**107**	600	4	Michael WHEELDON	Triumph -	**7**	15:57.893	**1:36.451**	19.714	78.10	**2:07.632**	7
14	**2**	600	5	Toby TRUNDLE	Triumph - Harris Motorcycles Ltd - Harlow Essex	**7**	16:00.533	**1:39.091**	2.640	77.89	**2:07.533**	7
15	**205**	600	6	Christopher DOWLER	Suzuki -	**7**	16:01.677	**1:40.235**	1.144	77.79	**2:09.496**	2
16	**100**	600	7	Craig HOWTON	Suzuki - Me	**7**	16:04.316	**1:42.874**	2.639	77.58	**2:08.775**	4
17	**18**	600	8	Jamie THOMAS	Suzuki - Team RubyRacing	**7**	16:08.881	**1:47.439**	4.565	77.21	**2:09.641**	5
18	**194**	600	9	Liam CRACKNELL	Kawasaki -	**7**	16:15.320	**1:53.878**	6.439	76.70	**2:09.900**	5
19	**117**	600	10	Ross MERRY	Honda -	**7**	16:21.273	**1:59.831**	5.953	76.24	**2:11.246**	5
20	**115**	600	11	Rory PATTERSON	Kawasaki -	**7**	16:32.026	**2:10.584**	10.753	75.41	**2:13.457**	6
21	**790**	600	12	Andrew VOY	Kawasaki -	**6**	14:24.290	**1 Lap**	1 Lap	74.19	**2:13.560**	5
22	**69**	600	13	Robert WINDEATT	Triumph - L&W Contractors	**6**	14:24.539	**1 Lap**	0.249	74.17	**2:13.678**	6
23	**84**	600	14	Phillip MCMANAMON	Honda -	**6**	14:48.869	**1 Lap**	24.330	72.14	**2:16.038**	6
24	**20**	600	15	Matt CLARKE	Kawasaki - Hayley Group PLC	**6**	14:56.064	**1 Lap**	7.195	71.56	**2:19.579**	5
25	**24**	600	16	Mark REYNOLDS	Yamaha -	**6**	15:22.020	**1 Lap**	25.956	69.55	**2:22.904**	5
26	**113**	600	17	Illia ZHURAVEL	Kawasaki -	**6**	15:33.386	**1 Lap**	11.366	68.70	**2:25.392**	3
27	**999**	600	18	Simon READ	Yamaha -	**6**	15:36.821	**1 Lap**	3.435	68.45	**2:24.576**	5
28	**56**	1000	10	Michael CROSSMAN	Aprillia - FOG RACING	**6**	15:45.122	**1 Lap**	8.301	67.85	**2:35.422**	6
29	**105**	600	19	Benjamin STONARD	Honda -	**6**	15:50.645	**1 Lap**	5.523	67.45	**2:28.527**	4
30	**33**	600	20	Mark LAWRENCE	Honda - Sarky racing	**6**	16:34.250	**1 Lap**	43.605	64.49	**2:33.901**	2

NOT CLASSIFIED

DNF	**31**	600		Daniel BOUDIER	Yamaha - Deben Racing	**6**	13:56.526	**1 Lap**		76.66	**2:08.160**	6
DNF	**188**	600		Dawid KRAWIECKI	Honda - Code Blue LTD	**3**	13:55.884	**4 Laps**	3 Laps	38.35	**2:16.433**	3
DNF	**196**	600		Emma PETERSON	Yamaha - Rst Concept store-Helmet City Chicheste	**0**						
DNF	**67**	1000		David REDGEWICK	Aprilia -	**0**						

FASTEST LAP

175	1000	Mark KENDLE	Kawasaki - LiMAR OILTOOLS	**7**	2:00.944	88.37 mph	142.22 kph
42	600	Michael ATTWOOD	Yamaha - Moremoto	**7**	2:04.557	85.80 mph	138.09 kph

Class 1000 - 92.5% of Race Speed = 80.33 mph
Class 600 - 92.5% of Race Speed = 74.03 mph

Snetterton 300
Circuit Length = 2.9689 miles
Start: 10:00 Flag 10:14 End: 10:18

Weather / Track : Bright / Dry
These results are provisional until the conclusion of any judicial and technical matters.

Clerk Of Course :		Timekeeper :

Results can be found at www.tsl-timing.com

Printed - 10:23 Sunday, 20 May 2018

L&W Contractors Rookie 600 & 1000

RACE 2 - LAP CHART

LAP 1 @ 10:02:45.406

NO	BEHIND	LAP TIME
272		2:08.351
175	0.405	2:08.756
110	0.769	2:09.120
81	2.872	2:11.223
161	3.263	2:11.614
82	9.183	2:17.534
646	9.760	2:18.111
128	9.860	2:18.211
59	15.476	2:23.827
56	35.242	2:43.593
818	49.343	2:57.694
39	49.887	2:58.238
42	50.682	2:59.033
100	52.439	3:00.790
205	52.856	3:01.207
2	53.713	3:02.064
31	54.972	3:03.323
107	55.140	3:03.491
18	56.129	3:04.480
188	56.846	3:05.197
117	56.860	3:05.211
194	57.568	3:05.919
115	58.599	3:06.950
69	59.011	3:07.362
790	1:00.610	3:08.961
20	1:04.734	3:13.085
84	1:06.325	3:14.676
113	1:07.695	3:16.046
24	1:09.361	3:17.712
999	1:14.162	3:22.513
105	1:15.081	3:23.432
33	1:18.616	3:26.967

LAP 2 @ 10:04:48.890

NO	BEHIND	LAP TIME
110		2:02.715
175	0.616	2:03.695
272	1.110	2:04.594
81	5.479	2:06.091
161	5.556	2:05.777
646	15.457	2:09.181
82	17.121	2:11.422
128	17.639	2:11.263
59	25.954	2:13.962
818	53.311	2:07.452
39	53.421	2:07.018
42	54.187	2:06.989
205	58.868	2:09.496
2	1:00.755	2:10.526
31	1:04.085	2:12.597
107	1:04.242	2:12.586
18	1:04.438	2:11.793
100	1:05.757	2:16.802
194	1:06.430	2:12.346
56	1:08.539	2:36.781
117	1:08.617	2:15.241
115	1:10.644	2:15.529
69	1:13.328	2:17.801
790	1:14.623	2:17.497
20	1:23.148	2:21.898
84	1:26.595	2:23.754
24	1:31.833	2:25.956
113	1:32.650	2:28.439
105	1:42.346	2:30.749
999	1:42.558	2:31.880
33	1:49.033	2:33.901

LAP 3 @ 10:06:51.030

NO	BEHIND	LAP TIME
110		2:02.140
175	0.207	2:01.731
272	2.259	2:03.289
161	10.438	2:07.022
81	10.550	2:07.211
646	24.269	2:10.952
128	26.073	2:10.574
82	26.877	2:11.896
59	35.935	2:12.121
39	57.023	2:05.742
818	58.539	2:07.368
42	58.796	2:06.749
205	1:07.024	2:10.296
2	1:10.166	2:11.551
107	1:11.012	2:08.910
18	1:12.116	2:09.818
100	1:12.687	2:09.070
31	1:13.469	2:11.524
194	1:15.230	2:10.940
117	1:19.773	2:13.296
115	1:22.909	2:14.405
69	1:26.734	2:15.546
790	1:28.524	2:16.041
20	1:41.947	2:20.939
56	1:42.042	2:35.643
84	1:44.161	2:19.706
24	1:53.869	2:24.176
113	1:55.902	2:25.392

LAP 4 @ 10:08:53.632

NO	BEHIND	LAP TIME
110		2:02.602
175	0.365	2:02.760
272	2.736	2:03.079
999	1 Lap	2:26.759
105	1 Lap	2:28.897
161	13.992	2:06.156
81	15.784	2:07.836
33	1 Lap	2:39.253
646	33.236	2:11.569
128	34.658	2:11.187
82	35.313	2:11.038
59	44.596	2:11.263
39	59.022	2:04.601
818	1:02.453	2:06.516
42	1:02.755	2:06.561
205	1:14.513	2:10.091
2	1:17.086	2:09.522
107	1:17.540	2:09.130
100	1:18.860	2:08.775
18	1:19.834	2:10.320
31	1:22.235	2:11.368
194	1:23.813	2:11.185
117	1:29.483	2:12.312
115	1:33.765	2:13.458
790	1:40.039	2:14.117
69	1:40.401	2:16.269
84	1:59.419	2:17.860
20	1:59.917	2:20.572

LAP 5 @ 10:10:55.377

NO	BEHIND	LAP TIME
110		2:01.745
175	0.440	2:01.820
272	3.090	2:02.099
56	1 Lap	2:36.770
24	1 Lap	2:26.666
161	16.705	2:04.458
113	1 Lap	2:27.626
81	20.931	2:06.892
999	1 Lap	2:24.846
105	1 Lap	2:28.527
646	42.634	2:11.143
82	43.458	2:09.890
128	44.882	2:11.969
59	55.303	2:12.452
33	1 Lap	2:35.968
39	1:02.463	2:05.186
818	1:07.146	2:06.438
42	1:07.423	2:06.413
188	3 Laps	8:34.254
205	1:23.116	2:10.348
107	1:23.889	2:08.094
2	1:24.706	2:09.365
100	1:27.205	2:10.090
18	1:27.730	2:09.641
31	1:30.044	2:09.554
194	1:31.968	2:09.900
117	1:38.984	2:11.246
115	1:45.568	2:13.548
790	1:51.854	2:13.560
69	1:52.539	2:13.883

LAP 6 @ 10:12:57.029

NO	BEHIND	LAP TIME
110		2:01.652
175	0.524	2:01.736
272	10.381	2:08.943
84	1 Lap	2:16.835
20	1 Lap	2:19.579
161	20.148	2:05.095
81	32.722	2:13.443
24	1 Lap	2:22.904
113	1 Lap	2:30.365
56	1 Lap	2:36.913
646	50.333	2:09.351
999	1 Lap	2:24.576
82	51.307	2:09.501
128	53.284	2:10.054
105	1 Lap	2:29.158
59	1:06.169	2:12.518
39	1:06.845	2:06.034
818	1:11.332	2:05.838
42	1:11.428	2:05.657
107	1:30.287	2:08.050
33	1 Lap	2:35.029
205	1:31.406	2:09.942
2	1:33.026	2:09.972
100	1:35.129	2:09.576
188	3 Laps	2:16.433
18	1:36.240	2:10.162
31	1:36.552	2:08.160
194	1:41.209	2:10.893
117	1:49.298	2:11.966
115	1:57.373	2:13.457

LAP 7 @ 10:14:58.497

NO	BEHIND	LAP TIME
175		2:00.944
790	1 Lap	2:14.114
69	1 Lap	2:13.678
110	4.149	2:05.617
272	16.518	2:07.605
161	23.433	2:04.753
84	1 Lap	2:16.038
20	1 Lap	2:19.991
81	39.988	2:08.734
646	59.105	2:10.240
24	1 Lap	2:24.606
82	1:00.911	2:11.072
128	1:04.639	2:12.823
113	1 Lap	2:25.518
39	1:13.288	2:07.911
42	1:14.517	2:04.557
999	1 Lap	2:26.247
59	1:15.983	2:11.282
818	1:16.737	2:06.873
56	1 Lap	2:35.422
105	1 Lap	2:29.882
107	1:36.451	2:07.632
2	1:39.091	2:07.533
205	1:40.235	2:10.297
100	1:42.874	2:09.213
18	1:47.439	2:12.667
194	1:53.878	2:14.137
117	1:59.831	2:12.001
115	2:10.584	2:14.679
33	1 Lap	2:43.132

Weather / Track : Bright / Dry

Snetterton 300
Circuit Length = 2.9689 miles
Start: 10:00 Flag 10:14 End: 10:18

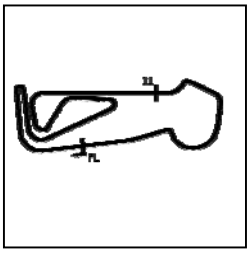

L&W Contractors Rookie 600 & 1000

RACE 2 - SECTOR ANALYSIS

SECTOR 1 = FL to I1, SECTOR 2 = I1 to FL, DIFF = Difference To Personal Best Lap, P = Crossed Finish Line in Pit Lane, D = Time Disallowed

P1 175 1000 Mark KENDLE — Kawasaki - LiMAR OILTOOLS

IDEAL LAP TIME : 2:00.245 BEST LAP TIME : 2:00.944 DIFFERENCE : 0.699

LAP	SECTOR 1	SECTOR 2	LAP TIME	MPH	DIFF	TIME OF DAY
1 -		41.855	2:08.756	83.01	7.812	10:02:45.811
2 -	1:22.356	41.339	2:03.695	86.40	2.751	10:04:49.506
3 -	1:21.213	40.518	2:01.731 (2)	87.80	0.787	10:06:51.237
4 -	1:21.224	41.536	2:02.760	87.06	1.816	10:08:53.997
5 -	1:21.453	***40.367***	2:01.820	87.73	0.876	10:10:55.817
6 -	1:21.302	40.434	2:01.736 (3)	87.79	0.792	10:12:57.553
7 -	***1:19.878***	41.066	***2:00.944 (1)***	***88.37***		***10:14:58.497***

P2 110 1000 Peter GUNN — BMW -

IDEAL LAP TIME : 2:00.495 BEST LAP TIME : 2:01.652 DIFFERENCE : 1.157

LAP	SECTOR 1	SECTOR 2	LAP TIME	MPH	DIFF	TIME OF DAY
1 -		41.522	2:09.120	82.77	7.468	10:02:46.175
2 -	1:21.878	40.837	2:02.715	87.09	1.063	10:04:48.890
3 -	1:21.682	40.458	2:02.140 (3)	87.50	0.488	10:06:51.030
4 -	1:21.196	41.406	2:02.602	87.17	0.950	10:08:53.632
5 -	1:21.138	40.607	2:01.745 (2)	87.79	0.093	10:10:55.377
6 -	1:21.351	***40.301***	***2:01.652 (1)***	***87.85***		***10:12:57.029***
7 -	***1:20.194***	45.423	2:05.617	85.08	3.965	10:15:02.646

P3 272 1000 Daniel JOHNSON — BMW -

IDEAL LAP TIME : 2:01.731 BEST LAP TIME : 2:02.099 DIFFERENCE : 0.368

LAP	SECTOR 1	SECTOR 2	LAP TIME	MPH	DIFF	TIME OF DAY
1 -		41.450	2:08.351	83.27	6.252	10:02:45.406
2 -	1:24.093	***40.501***	2:04.594	85.78	2.495	10:04:50.000
3 -	1:22.275	41.014	2:03.289 (3)	86.69	1.190	10:06:53.289
4 -	1:21.722	41.357	2:03.079 (2)	86.83	0.980	10:08:56.368
5 -	***1:21.230***	40.869	***2:02.099 (1)***	***87.53***		***10:10:58.467***
6 -	1:21.521	47.422	2:08.943	82.88	6.844	10:13:07.410
7 -	1:25.660	41.945	2:07.605	83.75	5.506	10:15:15.015

P4 161 1000 Dean ANDERSON — Honda - fog racing

IDEAL LAP TIME : 2:04.269 BEST LAP TIME : 2:04.458 DIFFERENCE : 0.189

LAP	SECTOR 1	SECTOR 2	LAP TIME	MPH	DIFF	TIME OF DAY
1 -		41.718	2:11.614	81.20	7.156	10:02:48.669
2 -	1:23.133	42.644	2:05.777	84.97	1.319	10:04:54.446
3 -	1:24.136	42.886	2:07.022	84.14	2.564	10:07:01.468
4 -	1:23.166	42.990	2:06.156	84.72	1.698	10:09:07.624
5 -	***1:22.708***	41.750	***2:04.458 (1)***	***85.87***		***10:11:12.082***
6 -	1:23.526	41.569	2:05.095 (3)	85.43	0.637	10:13:17.177
7 -	1:23.192	***41.561***	2:04.753 (2)	85.67	0.295	10:15:21.930

P5 81 1000 Chris DRINKALD — Kawaski - Rymer Racing

IDEAL LAP TIME : 2:05.573 BEST LAP TIME : 2:06.091 DIFFERENCE : 0.518

LAP	SECTOR 1	SECTOR 2	LAP TIME	MPH	DIFF	TIME OF DAY
1 -		***42.369***	2:11.223	81.44	5.132	10:02:48.278
2 -	***1:23.204***	42.887	***2:06.091 (1)***	***84.76***		***10:04:54.369***
3 -	1:23.938	43.273	2:07.211 (3)	84.01	1.120	10:07:01.580
4 -	1:24.976	42.860	2:07.836	83.60	1.745	10:09:09.416
5 -	1:24.462	42.430	2:06.892 (2)	84.22	0.801	10:11:16.308
6 -	1:23.860	49.583	2:13.443	80.09	7.352	10:13:29.751
7 -	1:25.343	43.391	2:08.734	83.02	2.643	10:15:38.485

P6 646 1000 Sukhminder RAI — Aprilia - Asian Sensation

IDEAL LAP TIME : 2:07.911 BEST LAP TIME : 2:09.181 DIFFERENCE : 1.270

LAP	SECTOR 1	SECTOR 2	LAP TIME	MPH	DIFF	TIME OF DAY

Weather / Track : Bright / Dry

Snetterton 300
Circuit Length = 2.9689 miles
Start: 10:00 Flag 10:14 End: 10:18

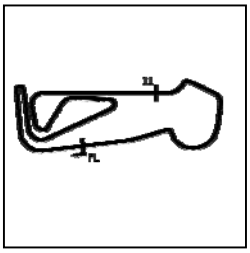

L&W Contractors Rookie 600 & 1000

RACE 2 - SECTOR ANALYSIS

SECTOR 1 = FL to I1, SECTOR 2 = I1 to FL, DIFF = Difference To Personal Best Lap, P = Crossed Finish Line in Pit Lane, D = Time Disallowed

1 -		43.896	2:18.111		77.38	8.930	10:02:55.166
2 -	***1:25.409***	43.772	***2:09.181***	**(1)**	***82.73***		***10:05:04.347***
3 -	1:25.994	44.958	2:10.952		81.61	1.771	10:07:15.299
4 -	1:26.225	45.344	2:11.569		81.23	2.388	10:09:26.868
5 -	1:27.465	43.678	2:11.143		81.49	1.962	10:11:38.011
6 -	1:26.849	***42.502***	2:09.351	**(2)**	82.62	0.170	10:13:47.362
7 -	1:26.107	44.133	2:10.240	**(3)**	82.06	1.059	10:15:57.602

P7 82 1000 Matthew HAWKINS Yamaha -

IDEAL LAP TIME : 2:09.501 BEST LAP TIME : 2:09.501 DIFFERENCE : 0.000

LAP	SECTOR 1	SECTOR 2	LAP TIME		MPH	DIFF	TIME OF DAY
1 -		44.180	2:17.534		77.71	8.033	10:02:54.589
2 -	1:26.740	44.682	2:11.422		81.32	1.921	10:05:06.011
3 -	1:27.225	44.671	2:11.896		81.03	2.395	10:07:17.907
4 -	1:27.349	43.689	2:11.038	**(3)**	81.56	1.537	10:09:28.945
5 -	1:26.525	43.365	2:09.890	**(2)**	82.28	0.389	10:11:38.835
6 -	***1:26.280***	***43.221***	***2:09.501***	**(1)**	***82.53***		***10:13:48.336***
7 -	1:27.441	43.631	2:11.072		81.54	1.571	10:15:59.408

P8 128 1000 Kevin CLARKE Suzuki -

IDEAL LAP TIME : 2:09.766 BEST LAP TIME : 2:10.054 DIFFERENCE : 0.288

LAP	SECTOR 1	SECTOR 2	LAP TIME		MPH	DIFF	TIME OF DAY
1 -		44.324	2:18.211		77.33	8.157	10:02:55.266
2 -	1:27.046	44.217	2:11.263		81.42	1.209	10:05:06.529
3 -	1:26.623	43.951	2:10.574	**(2)**	81.85	0.520	10:07:17.103
4 -	1:26.687	44.500	2:11.187	**(3)**	81.47	1.133	10:09:28.290
5 -	1:28.160	***43.809***	2:11.969		80.98	1.915	10:11:40.259
6 -	***1:25.957***	44.097	***2:10.054***	**(1)**	***82.18***		***10:13:50.313***
7 -	1:28.623	44.200	2:12.823		80.46	2.769	10:16:03.136

P9 39 600 Max MORGAN Kawasaki - MSS PERFORMANCE

IDEAL LAP TIME : 2:04.567 BEST LAP TIME : 2:04.601 DIFFERENCE : 0.034

LAP	SECTOR 1	SECTOR 2	LAP TIME		MPH	DIFF	TIME OF DAY
1 -		43.290	2:58.238		59.96	53.637	10:03:35.293
2 -	1:24.460	42.558	2:07.018		84.14	2.417	10:05:42.311
3 -	1:23.621	42.121	2:05.742	**(3)**	85.00	1.141	10:07:48.053
4 -	***1:22.453***	42.148	***2:04.601***	**(1)**	***85.77***		***10:09:52.654***
5 -	1:23.072	***42.114***	2:05.186	**(2)**	85.37	0.585	10:11:57.840
6 -	1:23.266	42.768	2:06.034		84.80	1.433	10:14:03.874
7 -	1:24.742	43.169	2:07.911		83.55	3.310	10:16:11.785

P10 42 600 Michael ATTWOOD Yamaha - Moremoto

IDEAL LAP TIME : 2:04.357 BEST LAP TIME : 2:04.557 DIFFERENCE : 0.200

LAP	SECTOR 1	SECTOR 2	LAP TIME		MPH	DIFF	TIME OF DAY
1 -		43.234	2:59.033		59.69	54.476	10:03:36.088
2 -	1:24.357	42.632	2:06.989		84.16	2.432	10:05:43.077
3 -	1:24.226	42.523	2:06.749		84.32	2.192	10:07:49.826
4 -	1:23.573	42.988	2:06.561		84.45	2.004	10:09:56.387
5 -	1:23.988	42.425	2:06.413	**(3)**	84.54	1.856	10:12:02.800
6 -	1:23.434	***42.223***	2:05.657	**(2)**	85.05	1.100	10:14:08.457
7 -	***1:22.134***	42.423	***2:04.557***	**(1)**	***85.80***		***10:16:13.014***

P11 59 1000 Dave NESTER Bmw -

IDEAL LAP TIME : 2:10.490 BEST LAP TIME : 2:11.263 DIFFERENCE : 0.773

LAP	SECTOR 1	SECTOR 2	LAP TIME		MPH	DIFF	TIME OF DAY
1 -		47.805	2:23.827		74.31	12.564	10:03:00.882
2 -	1:28.303	45.659	2:13.962		79.78	2.699	10:05:14.844
3 -	1:27.487	44.634	2:12.121	**(3)**	80.89	0.858	10:07:26.965
4 -	1:27.360	***43.903***	***2:11.263***	**(1)**	***81.42***		***10:09:38.228***

Weather / Track : Bright / Dry

Snetterton 300
Circuit Length = 2.9689 miles
Start: 10:00 Flag 10:14 End: 10:18

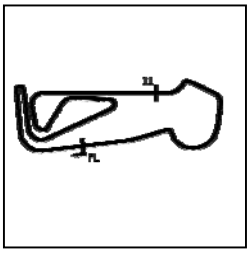

L&W Contractors Rookie 600 & 1000

RACE 2 - SECTOR ANALYSIS

SECTOR 1 = FL to I1, SECTOR 2 = I1 to FL, DIFF = Difference To Personal Best Lap, P = Crossed Finish Line in Pit Lane, D = Time Disallowed

5 -	***1:26.587***	45.865	2:12.452		80.69	1.189	10:11:50.680
6 -	1:27.460	45.058	2:12.518		80.65	1.255	10:14:03.198
7 -	1:26.803	44.479	2:11.282	**(2)**	81.41	0.019	10:16:14.480

P12 818 600 Alex BARKER Yamaha - Courtneys Vehicle Logistics & Barker Woodrow Archit

IDEAL LAP TIME : 2:05.838 BEST LAP TIME : 2:05.838 DIFFERENCE : 0.000

LAP	SECTOR 1	SECTOR 2	LAP TIME		MPH	DIFF	TIME OF DAY
1 -		42.991	2:57.694		60.14	51.856	10:03:34.749
2 -	1:24.389	43.063	2:07.452		83.85	1.614	10:05:42.201
3 -	1:24.606	42.762	2:07.368		83.91	1.530	10:07:49.569
4 -	1:23.875	42.641	2:06.516	**(3)**	84.48	0.678	10:09:56.085
5 -	1:23.722	42.716	2:06.438	**(2)**	84.53	0.600	10:12:02.523
6 -	***1:23.450***	***42.388***	***2:05.838***	**(1)**	***84.93***		***10:14:08.361***
7 -	1:23.795	43.078	2:06.873		84.24	1.035	10:16:15.234

P13 107 600 Michael WHEELDON Triumph -

IDEAL LAP TIME : 2:07.401 BEST LAP TIME : 2:07.632 DIFFERENCE : 0.231

LAP	SECTOR 1	SECTOR 2	LAP TIME		MPH	DIFF	TIME OF DAY
1 -		43.841	3:03.491		58.24	55.859	10:03:40.546
2 -	1:27.589	44.997	2:12.586		80.61	4.954	10:05:53.132
3 -	1:26.005	42.905	2:08.910		82.91	1.278	10:08:02.042
4 -	1:25.651	43.479	2:09.130		82.76	1.498	10:10:11.172
5 -	1:25.192	42.902	2:08.094	**(3)**	83.43	0.462	10:12:19.266
6 -	1:25.372	***42.678***	2:08.050	**(2)**	83.46	0.418	10:14:27.316
7 -	***1:24.723***	42.909	***2:07.632***	**(1)**	***83.74***		***10:16:34.948***

P14 2 600 Toby TRUNDLE Triumph - Harris Motorcycles Ltd - Harlow Essex

IDEAL LAP TIME : 2:07.533 BEST LAP TIME : 2:07.533 DIFFERENCE : 0.000

LAP	SECTOR 1	SECTOR 2	LAP TIME		MPH	DIFF	TIME OF DAY
1 -		44.008	3:02.064		58.70	54.531	10:03:39.119
2 -	1:26.310	44.216	2:10.526		81.88	2.993	10:05:49.645
3 -	1:27.522	44.029	2:11.551		81.24	4.018	10:08:01.196
4 -	1:26.376	43.146	2:09.522	**(3)**	82.51	1.989	10:10:10.718
5 -	1:25.726	43.639	2:09.365	**(2)**	82.61	1.832	10:12:20.083
6 -	1:26.386	43.586	2:09.972		82.23	2.439	10:14:30.055
7 -	***1:24.804***	***42.729***	***2:07.533***	**(1)**	***83.80***		***10:16:37.588***

P15 205 600 Christopher DOWLER Suzuki -

IDEAL LAP TIME : 2:09.118 BEST LAP TIME : 2:09.496 DIFFERENCE : 0.378

LAP	SECTOR 1	SECTOR 2	LAP TIME		MPH	DIFF	TIME OF DAY
1 -		43.923	3:01.207		58.98	51.711	10:03:38.262
2 -	***1:25.709***	43.787	***2:09.496***	**(1)**	***82.53***		***10:05:47.758***
3 -	1:26.216	44.080	2:10.296		82.02	0.800	10:07:58.054
4 -	1:26.553	43.538	2:10.091	**(3)**	82.15	0.595	10:10:08.145
5 -	1:26.375	43.973	2:10.348		81.99	0.852	10:12:18.493
6 -	1:26.533	***43.409***	2:09.942	**(2)**	82.25	0.446	10:14:28.435
7 -	1:26.513	43.784	2:10.297		82.02	0.801	10:16:38.732

P16 100 600 Craig HOWTON Suzuki - Me

IDEAL LAP TIME : 2:08.416 BEST LAP TIME : 2:08.775 DIFFERENCE : 0.359

LAP	SECTOR 1	SECTOR 2	LAP TIME		MPH	DIFF	TIME OF DAY
1 -		43.642	3:00.790		59.11	52.015	10:03:37.845
2 -	1:26.468	50.334	2:16.802		78.12	8.027	10:05:54.647
3 -	1:26.348	***42.722***	2:09.070	**(2)**	82.80	0.295	10:08:03.717
4 -	***1:25.694***	43.081	***2:08.775***	**(1)**	***82.99***		***10:10:12.492***
5 -	1:26.898	43.192	2:10.090		82.15	1.315	10:12:22.582
6 -	1:26.027	43.549	2:09.576		82.48	0.801	10:14:32.158
7 -	1:26.282	42.931	2:09.213	**(3)**	82.71	0.438	10:16:41.371

Weather / Track : Bright / Dry

Snetterton 300
Circuit Length = 2.9689 miles
Start: 10:00 Flag 10:14 End: 10:18

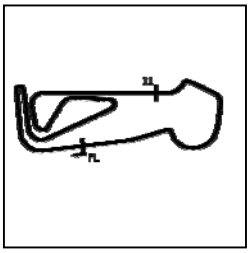

L&W Contractors Rookie 600 & 1000

RACE 2 - SECTOR ANALYSIS

SECTOR 1 = FL to I1, SECTOR 2 = I1 to FL, DIFF = Difference To Personal Best Lap, P = Crossed Finish Line in Pit Lane, D = Time Disallowed

P17 18 600 Jamie THOMAS Suzuki - Team RubyRacing

IDEAL LAP TIME : 2:08.277 BEST LAP TIME : 2:09.641 DIFFERENCE : 1.364

LAP	SECTOR 1	SECTOR 2	LAP TIME	MPH	DIFF	TIME OF DAY
1 -		44.402	3:04.480	57.93	54.839	10:03:41.535
2 -	1:27.617	44.176	2:11.793	81.09	2.152	10:05:53.328
3 -	1:26.922	***42.896***	2:09.818 **(2)**	82.33	0.177	10:08:03.146
4 -	1:26.504	43.816	2:10.320	82.01	0.679	10:10:13.466
5 -	1:26.156	43.485	***2:09.641*** **(1)**	***82.44***		***10:12:23.107***
6 -	1:26.226	43.936	2:10.162 **(3)**	82.11	0.521	10:14:33.269
7 -	***1:25.381***	47.286	2:12.667	80.56	3.026	10:16:45.936

P18 194 600 Liam CRACKNELL Kawasaki -

IDEAL LAP TIME : 2:09.614 BEST LAP TIME : 2:09.900 DIFFERENCE : 0.286

LAP	SECTOR 1	SECTOR 2	LAP TIME	MPH	DIFF	TIME OF DAY
1 -		44.709	3:05.919	57.48	56.019	10:03:42.974
2 -	1:27.659	44.687	2:12.346	80.75	2.446	10:05:55.320
3 -	1:26.968	43.972	2:10.940 **(3)**	81.62	1.040	10:08:06.260
4 -	1:27.724	***43.461***	2:11.185	81.47	1.285	10:10:17.445
5 -	***1:26.153***	43.747	***2:09.900*** **(1)**	***82.27***		***10:12:27.345***
6 -	1:26.743	44.150	2:10.893 **(2)**	81.65	0.993	10:14:38.238
7 -	1:28.814	45.323	2:14.137	79.68	4.237	10:16:52.375

P19 117 600 Ross MERRY Honda -

IDEAL LAP TIME : 2:10.858 BEST LAP TIME : 2:11.246 DIFFERENCE : 0.388

LAP	SECTOR 1	SECTOR 2	LAP TIME	MPH	DIFF	TIME OF DAY
1 -		45.531	3:05.211	57.70	53.965	10:03:42.266
2 -	1:29.775	45.466	2:15.241	79.02	3.995	10:05:57.507
3 -	1:28.726	44.570	2:13.296	80.18	2.050	10:08:10.803
4 -	1:27.928	44.384	2:12.312	80.77	1.066	10:10:23.115
5 -	***1:26.954***	44.292	***2:11.246*** **(1)**	***81.43***		***10:12:34.361***
6 -	1:27.761	44.205	2:11.966 **(2)**	80.99	0.720	10:14:46.327
7 -	1:28.097	***43.904***	2:12.001 **(3)**	80.96	0.755	10:16:58.328

P20 115 600 Rory PATTERSON Kawasaki -

IDEAL LAP TIME : 2:13.277 BEST LAP TIME : 2:13.457 DIFFERENCE : 0.180

LAP	SECTOR 1	SECTOR 2	LAP TIME	MPH	DIFF	TIME OF DAY
1 -		45.851	3:06.950	57.17	53.493	10:03:44.005
2 -	1:29.610	45.919	2:15.529	78.86	2.072	10:05:59.534
3 -	1:28.977	45.428	2:14.405	79.52	0.948	10:08:13.939
4 -	1:28.100	45.358	2:13.458 **(2)**	80.08	0.001	10:10:27.397
5 -	1:28.218	***45.330***	2:13.548 **(3)**	80.03	0.091	10:12:40.945
6 -	***1:27.947***	45.510	***2:13.457*** **(1)**	***80.08***		***10:14:54.402***
7 -	1:28.714	45.965	2:14.679	79.35	1.222	10:17:09.081

P21 790 600 Andrew VOY Kawasaki -

IDEAL LAP TIME : 2:13.560 BEST LAP TIME : 2:13.560 DIFFERENCE : 0.000

LAP	SECTOR 1	SECTOR 2	LAP TIME	MPH	DIFF	TIME OF DAY
1 -		45.588	3:08.961	56.56	55.401	10:03:46.016
2 -	1:30.921	46.576	2:17.497	77.73	3.937	10:06:03.513
3 -	1:30.142	45.899	2:16.041	78.56	2.481	10:08:19.554
4 -	1:28.779	45.338	2:14.117 **(3)**	79.69	0.557	10:10:33.671
5 -	***1:28.473***	***45.087***	***2:13.560*** **(1)**	***80.02***		***10:12:47.231***
6 -	1:28.614	45.500	2:14.114 **(2)**	79.69	0.554	10:15:01.345

P22 69 600 Robert WINDEATT Triumph - L&W Contractors

IDEAL LAP TIME : 2:13.678 BEST LAP TIME : 2:13.678 DIFFERENCE : 0.000

LAP	SECTOR 1	SECTOR 2	LAP TIME	MPH	DIFF	TIME OF DAY
1 -		45.667	3:07.362	57.04	53.684	10:03:44.417

Weather / Track : Bright / Dry

Snetterton 300
Circuit Length = 2.9689 miles
Start: 10:00 Flag 10:14 End: 10:18

L&W Contractors Rookie 600 & 1000

RACE 2 - SECTOR ANALYSIS

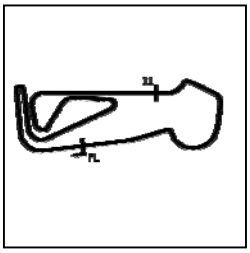

SECTOR 1 = FL to I1, SECTOR 2 = I1 to FL, DIFF = Difference To Personal Best Lap, P = Crossed Finish Line in Pit Lane, D = Time Disallowed

2 -	1:31.693	46.108	2:17.801	77.56	4.123	10:06:02.218
3 -	1:30.123	45.423	2:15.546 (3)	78.85	1.868	10:08:17.764
4 -	1:30.613	45.656	2:16.269	78.43	2.591	10:10:34.033
5 -	1:28.880	45.003	2:13.883 (2)	79.83	0.205	10:12:47.916
6 -	***1:28.793***	***44.885***	***2:13.678 (1)***	***79.95***		***10:15:01.594***

P23 84 600 Phillip MCMANAMON

Honda -

IDEAL LAP TIME : 2:16.038 BEST LAP TIME : 2:16.038 DIFFERENCE : 0.000

LAP	SECTOR 1	SECTOR 2	LAP TIME	MPH	DIFF	TIME OF DAY
1 -		48.416	3:14.676	54.90	58.638	10:03:51.731
2 -	1:35.871	47.883	2:23.754	74.34	7.716	10:06:15.485
3 -	1:33.113	46.593	2:19.706	76.50	3.668	10:08:35.191
4 -	1:31.582	46.278	2:17.860 (3)	77.52	1.822	10:10:53.051
5 -	1:30.396	46.439	2:16.835 (2)	78.10	0.797	10:13:09.886
6 -	***1:30.188***	***45.850***	***2:16.038 (1)***	***78.56***		***10:15:25.924***

P24 20 600 Matt CLARKE

Kawasaki - Hayley Group PLC

IDEAL LAP TIME : 2:19.310 BEST LAP TIME : 2:19.579 DIFFERENCE : 0.269

LAP	SECTOR 1	SECTOR 2	LAP TIME	MPH	DIFF	TIME OF DAY
1 -		47.211	3:13.085	55.35	53.506	10:03:50.140
2 -	1:35.092	***46.806***	2:21.898	75.32	2.319	10:06:12.038
3 -	1:33.909	47.030	2:20.939	75.83	1.360	10:08:32.977
4 -	1:33.023	47.549	2:20.572 (3)	76.03	0.993	10:10:53.549
5 -	***1:32.504***	47.075	***2:19.579 (1)***	***76.57***		***10:13:13.128***
6 -	1:32.879	47.112	2:19.991 (2)	76.34	0.412	10:15:33.119

P25 24 600 Mark REYNOLDS

Yamaha -

IDEAL LAP TIME : 2:22.456 BEST LAP TIME : 2:22.904 DIFFERENCE : 0.448

LAP	SECTOR 1	SECTOR 2	LAP TIME	MPH	DIFF	TIME OF DAY
1 -		48.898	3:17.712	54.05	54.808	10:03:54.767
2 -	1:37.066	48.890	2:25.956	73.22	3.052	10:06:20.723
3 -	1:35.351	48.825	2:24.176 (2)	74.13	1.272	10:08:44.899
4 -	1:34.427	52.239	2:26.666	72.87	3.762	10:11:11.565
5 -	***1:33.976***	48.928	***2:22.904 (1)***	***74.79***		***10:13:34.469***
6 -	1:36.126	***48.480***	2:24.606 (3)	73.91	1.702	10:15:59.075

P26 113 600 Illia ZHURAVEL

Kawasaki -

IDEAL LAP TIME : 2:24.469 BEST LAP TIME : 2:25.392 DIFFERENCE : 0.923

LAP	SECTOR 1	SECTOR 2	LAP TIME	MPH	DIFF	TIME OF DAY
1 -		***48.264***	3:16.046	54.51	50.654	10:03:53.101
2 -	1:39.044	49.395	2:28.439	72.00	3.047	10:06:21.540
3 -	***1:36.205***	49.187	***2:25.392 (1)***	***73.51***		***10:08:46.932***
4 -	1:38.020	49.606	2:27.626 (3)	72.39	2.234	10:11:14.558
5 -	1:39.739	50.626	2:30.365	71.08	4.973	10:13:44.923
6 -	1:36.418	49.100	2:25.518 (2)	73.44	0.126	10:16:10.441

P27 999 600 Simon READ

Yamaha -

IDEAL LAP TIME : 2:24.388 BEST LAP TIME : 2:24.576 DIFFERENCE : 0.188

LAP	SECTOR 1	SECTOR 2	LAP TIME	MPH	DIFF	TIME OF DAY
1 -		50.388	3:22.513	52.77	57.937	10:03:59.568
2 -	1:40.614	51.266	2:31.880	70.37	7.304	10:06:31.448
3 -	1:37.212	49.547	2:26.759	72.82	2.183	10:08:58.207
4 -	1:36.049	***48.797***	2:24.846 (2)	73.78	0.270	10:11:23.053
5 -	***1:35.591***	48.985	***2:24.576 (1)***	***73.92***		***10:13:47.629***
6 -	1:37.237	49.010	2:26.247 (3)	73.08	1.671	10:16:13.876

Weather / Track : Bright / Dry

Snetterton 300
Circuit Length = 2.9689 miles
Start: 10:00 Flag 10:14 End: 10:18

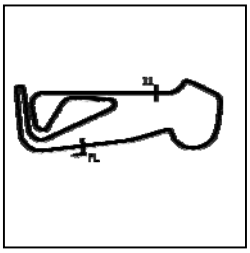

L&W Contractors Rookie 600 & 1000

RACE 2 - SECTOR ANALYSIS

SECTOR 1 = FL to I1, SECTOR 2 = I1 to FL, DIFF = Difference To Personal Best Lap, P = Crossed Finish Line in Pit Lane, D = Time Disallowed

P28 56 1000 Michael CROSSMAN Aprillia - FOG RACING

IDEAL LAP TIME : 2:35.249 BEST LAP TIME : 2:35.422 DIFFERENCE : 0.173

LAP	SECTOR 1	SECTOR 2	LAP TIME	MPH	DIFF	TIME OF DAY
1 -		55.187	2:43.593	65.33	8.171	10:03:20.648
2 -	1:44.587	52.194	2:36.781	68.17	1.359	10:05:57.429
3 -	1:43.785	51.858	2:35.643 **(2)**	68.67	0.221	10:08:33.072
4 -	1:44.550	52.220	2:36.770 **(3)**	68.17	1.348	10:11:09.842
5 -	1:45.138	***51.775***	2:36.913	68.11	1.491	10:13:46.755
6 -	***1:43.474***	51.948	***2:35.422*** **(1)**	***68.76***		***10:16:22.177***

P29 105 600 Benjamin STONARD Honda -

IDEAL LAP TIME : 2:28.299 BEST LAP TIME : 2:28.527 DIFFERENCE : 0.228

LAP	SECTOR 1	SECTOR 2	LAP TIME	MPH	DIFF	TIME OF DAY
1 -		50.776	3:23.432	52.53	54.905	10:04:00.487
2 -	1:38.883	51.866	2:30.749	70.89	2.222	10:06:31.236
3 -	1:38.373	50.524	2:28.897 **(2)**	71.78	0.370	10:09:00.133
4 -	***1:37.903***	50.624	***2:28.527*** **(1)**	***71.96***		***10:11:28.660***
5 -	1:38.762	***50.396***	2:29.158 **(3)**	71.65	0.631	10:13:57.818
6 -	1:38.391	51.491	2:29.882	71.30	1.355	10:16:27.700

P30 33 600 Mark LAWRENCE Honda - Sarky racing

IDEAL LAP TIME : 2:33.654 BEST LAP TIME : 2:33.901 DIFFERENCE : 0.247

LAP	SECTOR 1	SECTOR 2	LAP TIME	MPH	DIFF	TIME OF DAY
1 -		51.763	3:26.967	51.64	53.066	10:04:04.022
2 -	1:42.889	***51.012***	***2:33.901*** **(1)**	***69.44***		***10:06:37.923***
3 -	1:45.614	53.639	2:39.253	67.11	5.352	10:09:17.176
4 -	1:43.477	52.491	2:35.968 **(3)**	68.52	2.067	10:11:53.144
5 -	1:43.727	51.302	2:35.029 **(2)**	68.94	1.128	10:14:28.173
6 -	***1:42.642***	1:00.490	2:43.132	65.51	9.231	10:17:11.305

P31 31 600 Daniel BOUDIER Yamaha - Deben Racing

IDEAL LAP TIME : 2:08.160 BEST LAP TIME : 2:08.160 DIFFERENCE : 0.000

LAP	SECTOR 1	SECTOR 2	LAP TIME	MPH	DIFF	TIME OF DAY
1 -		43.912	3:03.323	58.30	55.163	10:03:40.378
2 -	1:28.117	44.480	2:12.597	80.60	4.437	10:05:52.975
3 -	1:28.145	43.379	2:11.524	81.26	3.364	10:08:04.499
4 -	1:27.725	43.643	2:11.368 **(3)**	81.35	3.208	10:10:15.867
5 -	1:26.531	43.023	2:09.554 **(2)**	82.49	1.394	10:12:25.421
6 -	***1:25.390***	***42.770***	***2:08.160*** **(1)**	***83.39***		***10:14:33.581***

P32 188 600 Dawid KRAWIECKI Honda - Code Blue LTD

IDEAL LAP TIME : 2:14.841 BEST LAP TIME : 2:16.433 DIFFERENCE : 1.592

LAP	SECTOR 1	SECTOR 2	LAP TIME	MPH	DIFF	TIME OF DAY
1 -		***44.949***	3:05.197	57.71	48.764	10:03:42.252
2 -	7:47.689	46.565	8:34.254 **(2)**	20.78	6:17.821	10:12:16.506
3 -	***1:29.892***	46.541	***2:16.433*** **(1)**	***78.33***		***10:14:32.939***

Weather / Track : Bright / Dry

Snetterton 300
Circuit Length = 2.9689 miles
Start: 10:00 Flag 10:14 End: 10:18

L&W Contractors Rookie 600 & 1000

RACE 2 - BEST SECTORS

	SECTOR 1			SECTOR 2			IDEAL / BEST COMPARISON					
POS	NO	NAME	TIME	NO	NAME	TIME	POS	NO	NAME	IDEAL	BEST	DIFF
									PERFECT LAP	2:00.179		
1	175	KENDLE	**1:19.878**	110	GUNN	**40.301**	1	175	KENDLE	2:00.245	2:00.944	0.699
2	110	GUNN	**1:20.194**	175	KENDLE	**40.367**	2	110	GUNN	2:00.495	2:01.652	1.157
3	272	JOHNSON	**1:21.230**	272	JOHNSON	**40.501**	3	272	JOHNSON	2:01.731	2:02.099	0.368
4	42	ATTWOOD	**1:22.134**	161	ANDERSON	**41.561**	4	161	ANDERSON	2:04.269	2:04.458	0.189
5	39	MORGAN	**1:22.453**	39	MORGAN	**42.114**	5	42	ATTWOOD	2:04.357	2:04.557	0.200
6	161	ANDERSON	**1:22.708**	42	ATTWOOD	**42.223**	6	39	MORGAN	2:04.567	2:04.601	0.034
7	81	DRINKALD	**1:23.204**	81	DRINKALD	**42.369**	7	81	DRINKALD	2:05.573	2:06.091	0.518
8	818	BARKER	**1:23.450**	818	BARKER	**42.388**	8	818	BARKER	2:05.838	2:05.838	0.000
9	107	WHEELDON	**1:24.723**	646	RAI	**42.502**	9	107	WHEELDON	2:07.401	2:07.632	0.231
10	2	TRUNDLE	**1:24.804**	107	WHEELDON	**42.678**	10	2	TRUNDLE	2:07.533	2:07.533	0.000
11	18	THOMAS	**1:25.381**	100	HOWTON	**42.722**	11	646	RAI	2:07.911	2:09.181	1.270
12	31	BOUDIER	**1:25.390**	2	TRUNDLE	**42.729**	12	31	BOUDIER	2:08.160	2:08.160	0.000
13	646	RAI	**1:25.409**	31	BOUDIER	**42.770**	13	18	THOMAS	2:08.277	2:09.641	1.364
14	100	HOWTON	**1:25.694**	18	THOMAS	**42.896**	14	100	HOWTON	2:08.416	2:08.775	0.359
15	205	DOWLER	**1:25.709**	82	HAWKINS	**43.221**	15	205	DOWLER	2:09.118	2:09.496	0.378
16	128	CLARKE	**1:25.957**	205	DOWLER	**43.409**	16	82	HAWKINS	2:09.501	2:09.501	0.000
17	194	CRACKNELL	**1:26.153**	194	CRACKNELL	**43.461**	17	194	CRACKNELL	2:09.614	2:09.900	0.286
18	82	HAWKINS	**1:26.280**	128	CLARKE	**43.809**	18	128	CLARKE	2:09.766	2:10.054	0.288
19	59	NESTER	**1:26.587**	59	NESTER	**43.903**	19	59	NESTER	2:10.490	2:11.263	0.773
20	117	MERRY	**1:26.954**	117	MERRY	**43.904**	20	117	MERRY	2:10.858	2:11.246	0.388
21	115	PATTERSON	**1:27.947**	69	WINDEATT	**44.885**	21	115	PATTERSON	2:13.277	2:13.457	0.180
22	790	VOY	**1:28.473**	188	KRAWIECKI	**44.949**	22	790	VOY	2:13.560	2:13.560	0.000
23	69	WINDEATT	**1:28.793**	790	VOY	**45.087**	23	69	WINDEATT	2:13.678	2:13.678	0.000
24	188	KRAWIECKI	**1:29.892**	115	PATTERSON	**45.330**	24	188	KRAWIECKI	2:14.841	2:16.433	1.592
25	84	MCMANAMON	**1:30.188**	84	MCMANAMON	**45.850**	25	84	MCMANAMON	2:16.038	2:16.038	0.000
26	20	CLARKE	**1:32.504**	20	CLARKE	**46.806**	26	20	CLARKE	2:19.310	2:19.579	0.269
27	24	REYNOLDS	**1:33.976**	113	ZHURAVEL	**48.264**	27	24	REYNOLDS	2:22.456	2:22.904	0.448
28	999	READ	**1:35.591**	24	REYNOLDS	**48.480**	28	999	READ	2:24.388	2:24.576	0.188
29	113	ZHURAVEL	**1:36.205**	999	READ	**48.797**	29	113	ZHURAVEL	2:24.469	2:25.392	0.923
30	105	STONARD	**1:37.903**	105	STONARD	**50.396**	30	105	STONARD	2:28.299	2:28.527	0.228
31	33	LAWRENCE	**1:42.642**	33	LAWRENCE	**51.012**	31	33	LAWRENCE	2:33.654	2:33.901	0.247
32	56	CROSSMAN	**1:43.474**	56	CROSSMAN	**51.775**	32	56	CROSSMAN	2:35.249	2:35.422	0.173
33												
34												

Weather / Track : Bright / Dry

Snetterton 300
Circuit Length = 2.9689 miles
Start: 10:00 Flag 10:14 End: 10:18

Results can be found at www.tsl-timing.com

Printed - 10:24 Sunday, 20 May 2018

L&W Contractors Rookie 600 & 1000

RACE 11 - GRID (7 Laps)

ROW 13			39	8 Dave SAUNDERS	38	196 Emma PETERSON	37	33 Mark LAWRENCE 2:33.901
ROW 12	36	105 Benjamin STONARD 2:28.527	35	113 Illia ZHURAVEL 2:25.392	34	999 Simon READ 2:24.576		
ROW 11			33	24 Mark REYNOLDS 2:22.904	32	20 Matt CLARKE 2:19.579	31	188 Dawid KRAWIECKI 2:16.433
ROW 10	30	84 Phillip MCMANAMON 2:16.038	29	69 Robert WINDEATT 2:13.678	28	790 Andrew VOY 2:13.560		
ROW 9			27	115 Rory PATTERSON 2:13.457	26	117 Ross MERRY 2:11.246	25	194 Liam CRACKNELL 2:09.900
ROW 8	24	18 Jamie THOMAS 2:09.641	23	205 Christopher DOWLER 2:09.496	22	100 Craig HOWTON 2:08.775		
ROW 7			21	31 Daniel BOUDIER 2:08.160	20	107 Michael WHEELDON 2:07.632	19	2 Toby TRUNDLE 2:07.533
ROW 6	18	818 Alex BARKER 2:05.838	17	39 Max MORGAN 2:04.601	16	42 Michael ATTWOOD 2:04.557		
ROW 5			15		14		13	
ROW 4	12	199 Michael FROST	11	67 David REDGEWICK	10	56 Michael CROSSMAN 2:35.422		
ROW 3			9	59 Dave NESTER 2:11.263	8	128 Kevin CLARKE 2:10.054	7	82 Matthew HAWKINS 2:09.501
ROW 2	6	646 Sukhminder RAI 2:09.181	5	81 Chris DRINKALD 2:06.091	4	161 Dean ANDERSON 2:04.458		
ROW 1			3	272 Daniel JOHNSON 2:02.099	2	110 Peter GUNN 2:01.652	1	175 Mark KENDLE 2:00.944

Pole

Snetterton 300
Circuit Length = 2.9689 miles

These results are provisional until the conclusion of any judicial and technical matters.

Clerk Of Course :		Timekeeper :

Results can be found at www.tsl-timing.com

Printed - 10:29 Sunday, 20 May 2018

L&W Contractors Rookie 600 & 1000

RACE 11 - CLASSIFICATION

POS	NO	CL	PIC	NAME	ENTRY	LAPS	TIME	GAP	DIFF	MPH	BEST	ON
1	**110**	1000	1	Peter GUNN	BMW -	**4**	8:05.385			88.07	**1:58.731**	2
2	**175**	1000	2	Mark KENDLE	Kawasaki - LiMAR OILTOOLS	**4**	8:08.026	**2.641**	2.641	87.60	**2:00.282**	2
3	**272**	1000	3	Daniel JOHNSON	BMW -	**4**	8:11.852	**6.467**	3.826	86.92	**2:00.989**	3
4	**81**	1000	4	Chris DRINKALD	Kawaski - Rymer Racing	**4**	8:28.788	**23.403**	16.936	84.02	**2:04.696**	2
5	**646**	1000	5	Sukhminder RAI	Aprilia - Asian Sensation	**4**	8:35.321	**29.936**	6.533	82.96	**2:05.626**	3
6	**82**	1000	6	Matthew HAWKINS	Yamaha -	**4**	8:35.490	**30.105**	0.169	82.93	**2:07.052**	2
7	**161**	1000	7	Dean ANDERSON	Honda - fog racing	**4**	8:41.684	**36.299**	6.194	81.95	**2:05.428**	2
8	**59**	1000	8	Dave NESTER	Bmw -	**4**	8:45.386	**40.001**	3.702	81.37	**2:06.335**	4
9	**128**	1000	9	Kevin CLARKE	Suzuki -	**4**	8:46.724	**41.339**	1.338	81.16	**2:09.393**	4
10	**42**	600	1	Michael ATTWOOD	Yamaha - Moremoto	**4**	9:11.614	**1:06.229**	24.890	77.50	**2:04.561**	4
11	**818**	600	2	Alex BARKER	Yamaha - Courtneys Vehicle Logistics & Barker Wo	**4**	9:12.266	**1:06.881**	0.652	77.41	**2:04.271**	4
12	**39**	600	3	Max MORGAN	Kawasaki - MSS PERFORMANCE	**4**	9:15.474	**1:10.089**	3.208	76.96	**2:04.998**	3
13	**100**	600	4	Craig HOWTON	Suzuki - Me	**4**	9:24.939	**1:19.554**	9.465	75.67	**2:08.238**	2
14	**107**	600	5	Michael WHEELDON	Triumph -	**4**	9:30.479	**1:25.094**	5.540	74.94	**2:09.241**	2
15	**2**	600	6	Toby TRUNDLE	Triumph - Harris Motorcycles Ltd - Harlow Essex	**4**	9:30.855	**1:25.470**	0.376	74.89	**2:09.588**	2
16	**205**	600	7	Christopher DOWLER	Suzuki -	**4**	9:31.338	**1:25.953**	0.483	74.82	**2:08.817**	3
17	**18**	600	8	Jamie THOMAS	Suzuki - Team RubyRacing	**4**	9:31.764	**1:26.379**	0.426	74.77	**2:08.957**	2
18	**31**	600	9	Daniel BOUDIER	Yamaha - Deben Racing	**4**	9:37.314	**1:31.929**	5.550	74.05	**2:11.083**	2
19	**117**	600	10	Ross MERRY	Honda -	**4**	9:42.162	**1:36.777**	4.848	73.43	**2:11.838**	2
20	**194**	600	11	Liam CRACKNELL	Kawasaki -	**4**	9:46.189	**1:40.804**	4.027	72.93	**2:12.588**	4
21	**115**	600	12	Rory PATTERSON	Kawasaki -	**4**	9:52.378	**1:46.993**	6.189	72.17	**2:14.327**	3
22	**84**	600	13	Phillip MCMANAMON	Honda -	**4**	9:53.841	**1:48.456**	1.463	71.99	**2:13.758**	3
23	**69**	600	14	Robert WINDEATT	Triumph - L&W Contractors	**4**	9:58.746	**1:53.361**	4.905	71.40	**2:15.419**	3
24	**20**	600	15	Matt CLARKE	Kawasaki - Hayley Group PLC	**4**	10:11.778	**2:06.393**	13.032	69.88	**2:18.598**	3
25	**113**	600	16	Illia ZHURAVEL	Kawasaki -	**3**	8:08.646	**1 Lap**	1 Lap	65.61	**2:25.305**	2
26	**24**	600	17	Mark REYNOLDS	Yamaha -	**3**	8:08.960	**1 Lap**	0.314	65.57	**2:24.605**	3
27	**196**	600	18	Emma PETERSON	Yamaha - Rst Concept store-Helmet City Chicheste	**3**	8:17.108	**1 Lap**	8.148	64.50	**2:24.239**	3
28	**999**	600	19	Simon READ	Yamaha -	**3**	8:23.641	**1 Lap**	6.533	63.66	**2:29.035**	3
29	**105**	600	20	Benjamin STONARD	Honda -	**3**	8:28.053	**1 Lap**	4.412	63.11	**2:30.163**	2
30	**33**	600	21	Mark LAWRENCE	Honda - Sarky racing	**3**	8:36.177	**1 Lap**	8.124	62.11	**2:33.755**	2
					NOT CLASSIFIED							
DNF	**188**	600		Dawid KRAWIECKI	Honda - Code Blue LTD	**3**	7:49.282	**1 Lap**		68.32	**2:19.008**	2
DNF	**790**	600		Andrew VOY	Kawasaki -	**0**						

FASTEST LAP

110	1000	Peter GUNN	BMW -	**2**	1:58.731	90.01 mph	144.87 kph
818	600	Alex BARKER	Yamaha - Courtneys Vehicle Logistics & Barker Wo	**4**	2:04.271	86.00 mph	138.41 kph

Class 1000 - 92.5% of Race Speed = 81.46 mph
Class 600 - 92.5% of Race Speed = 71.68 mph

Snetterton 300
Circuit Length = 2.9689 miles
Start: 14:40 Flag 14:48 End: 14:51

Weather / Track : Sunny / Dry
These results are provisional until the conclusion of any judicial and technical matters.

Clerk Of Course :		Timekeeper :

Results can be found at www.tsl-timing.com

Printed - 14:51 Sunday, 20 May 2018

L&W Contractors Rookie 600 & 1000

RACE 11 - LAP CHART

LAP 1 @ 14:42:36.371

NO	BEHIND	LAP TIME
175		2:04.470
110	0.712	2:05.182
272	2.291	2:06.761
161	5.766	2:10.236
82	7.942	2:12.412
81	8.042	2:12.512
646	9.385	2:13.855
128	12.737	2:17.207
59	13.490	2:17.960
42	51.914	2:56.384
818	52.633	2:57.103
100	54.424	2:58.894
39	54.489	2:58.959
2	56.271	3:00.741
107	56.782	3:01.252
31	57.859	3:02.329
18	58.382	3:02.852
205	59.014	3:03.484
117	1:01.094	3:05.564
194	1:02.106	3:06.576
115	1:03.394	3:07.864
69	1:04.567	3:09.037
188	1:04.732	3:09.202
84	1:05.827	3:10.297
20	1:08.253	3:12.723
113	1:13.534	3:18.004
24	1:14.728	3:19.198
999	1:19.991	3:24.461
196	1:20.655	3:25.125
105	1:21.743	3:26.213
33	1:22.883	3:27.353

LAP 2 @ 14:44:35.814

NO	BEHIND	LAP TIME
110		1:58.731
175	0.839	2:00.282
272	4.469	2:01.621
161	11.751	2:05.428
81	13.295	2:04.696
82	15.551	2:07.052
646	16.478	2:06.536
59	22.572	2:08.525
128	23.395	2:10.101
42	58.158	2:05.687
818	58.970	2:05.780
39	1:00.563	2:05.517
100	1:03.219	2:08.238
2	1:06.416	2:09.588
107	1:06.580	2:09.241
18	1:07.896	2:08.957
205	1:09.165	2:09.594
31	1:09.499	2:11.083
117	1:13.489	2:11.838
194	1:16.790	2:14.127
115	1:18.613	2:14.662
84	1:22.255	2:15.871
69	1:23.444	2:18.320
188	1:24.297	2:19.008
20	1:28.840	2:20.030
113	1:39.396	2:25.305
24	1:40.442	2:25.157
196	1:48.956	2:27.744
999	1:50.693	2:30.145
105	1:52.463	2:30.163
33	1:57.195	2:33.755

LAP 3 @ 14:46:35.652

NO	BEHIND	LAP TIME
110		1:59.838
175	2.402	2:01.401
272	5.620	2:00.989
161	17.396	2:05.483
81	18.685	2:05.228
646	22.266	2:05.626
82	23.649	2:07.936
128	33.580	2:10.023
59	35.300	2:12.566
42	1:03.302	2:04.982
818	1:04.244	2:05.112
39	1:05.723	2:04.998
100	1:11.621	2:08.240
107	1:16.302	2:09.560
2	1:17.130	2:10.552
18	1:18.076	2:10.018
205	1:18.144	2:08.817
31	1:21.609	2:11.948
117	1:26.211	2:12.560
194	1:29.850	2:12.898
115	1:33.102	2:14.327
84	1:36.175	2:13.758
69	1:39.025	2:15.419
188	1:45.531	2:21.072
20	1:47.600	2:18.598

LAP 4 @ 14:48:37.286

NO	BEHIND	LAP TIME
110		2:01.634
175	2.641	2:01.873
113	1 Lap	2:25.337
24	1 Lap	2:24.605
272	6.467	2:02.481
196	1 Lap	2:24.239
999	1 Lap	2:29.035
105	1 Lap	2:31.677
81	23.403	2:06.352
646	29.936	2:09.304
82	30.105	2:08.090
33	1 Lap	2:35.069
161	36.299	2:20.537
59	40.001	2:06.335
128	41.339	2:09.393
42	1:06.229	2:04.561
818	1:06.881	2:04.271
39	1:10.089	2:06.000
100	1:19.554	2:09.567
107	1:25.094	2:10.426
2	1:25.470	2:09.974
205	1:25.953	2:09.443
18	1:26.379	2:09.937
31	1:31.929	2:11.954
117	1:36.777	2:12.200
194	1:40.804	2:12.588
115	1:46.993	2:15.525
84	1:48.456	2:13.915
69	1:53.361	2:15.970
20	2:06.393	2:20.427

Weather / Track : Sunny / Dry

Snetterton 300
Circuit Length = 2.9689 miles
Start: 14:40 Flag 14:48 End: 14:51

Results can be found at www.tsl-timing.com

Printed - 14:53 Sunday, 20 May 2018

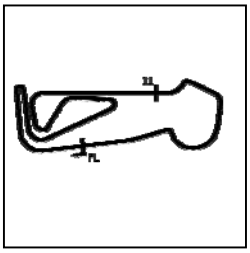

L&W Contractors Rookie 600 & 1000

RACE 11 - SECTOR ANALYSIS

SECTOR 1 = FL to I1, SECTOR 2 = I1 to FL, DIFF = Difference To Personal Best Lap, P = Crossed Finish Line in Pit Lane, D = Time Disallowed

P1 110 1000 Peter GUNN — BMW -

IDEAL LAP TIME : 1:58.731 BEST LAP TIME : 1:58.731 DIFFERENCE : 0.000

LAP	SECTOR 1	SECTOR 2	LAP TIME		MPH	DIFF	TIME OF DAY
1 -		39.874	2:05.182		85.37	6.451	14:42:37.083
2 -	***1:19.092***	***39.639***	***1:58.731***	**(1)**	***90.01***		***14:44:35.814***
3 -	1:19.835	40.003	1:59.838	**(2)**	89.18	1.107	14:46:35.652
4 -	1:21.356	40.278	2:01.634	**(3)**	87.87	2.903	14:48:37.286

P2 175 1000 Mark KENDLE — Kawasaki - LiMAR OILTOOLS

IDEAL LAP TIME : 2:00.282 BEST LAP TIME : 2:00.282 DIFFERENCE : 0.000

LAP	SECTOR 1	SECTOR 2	LAP TIME		MPH	DIFF	TIME OF DAY
1 -		40.258	2:04.470		85.86	4.188	14:42:36.371
2 -	***1:20.102***	***40.180***	***2:00.282***	**(1)**	***88.85***		***14:44:36.653***
3 -	1:20.915	40.486	2:01.401	**(2)**	88.03	1.119	14:46:38.054
4 -	1:20.957	40.916	2:01.873	**(3)**	87.69	1.591	14:48:39.927

P3 272 1000 Daniel JOHNSON — BMW -

IDEAL LAP TIME : 2:00.893 BEST LAP TIME : 2:00.989 DIFFERENCE : 0.096

LAP	SECTOR 1	SECTOR 2	LAP TIME		MPH	DIFF	TIME OF DAY
1 -		40.413	2:06.761		84.31	5.772	14:42:38.662
2 -	1:21.295	***40.326***	2:01.621	**(2)**	87.88	0.632	14:44:40.283
3 -	***1:20.567***	40.422	***2:00.989***	**(1)**	***88.33***		***14:46:41.272***
4 -	1:21.453	41.028	2:02.481	**(3)**	87.26	1.492	14:48:43.753

P4 81 1000 Chris DRINKALD — Kawaski - Rymer Racing

IDEAL LAP TIME : 2:04.414 BEST LAP TIME : 2:04.696 DIFFERENCE : 0.282

LAP	SECTOR 1	SECTOR 2	LAP TIME		MPH	DIFF	TIME OF DAY
1 -		***41.528***	2:12.512		80.65	7.816	14:42:44.413
2 -	***1:22.886***	41.810	***2:04.696***	**(1)**	***85.71***		***14:44:49.109***
3 -	1:23.517	41.711	2:05.228	**(2)**	85.34	0.532	14:46:54.337
4 -	1:23.303	43.049	2:06.352	**(3)**	84.58	1.656	14:49:00.689

P5 646 1000 Sukhminder RAI — Aprilia - Asian Sensation

IDEAL LAP TIME : 2:05.626 BEST LAP TIME : 2:05.626 DIFFERENCE : 0.000

LAP	SECTOR 1	SECTOR 2	LAP TIME		MPH	DIFF	TIME OF DAY
1 -		42.683	2:13.855		79.84	8.229	14:42:45.756
2 -	1:24.151	42.385	2:06.536	**(2)**	84.46	0.910	14:44:52.292
3 -	***1:23.554***	***42.072***	***2:05.626***	**(1)**	***85.07***		***14:46:57.918***
4 -	1:25.633	43.671	2:09.304	**(3)**	82.65	3.678	14:49:07.222

P6 82 1000 Matthew HAWKINS — Yamaha -

IDEAL LAP TIME : 2:06.898 BEST LAP TIME : 2:07.052 DIFFERENCE : 0.154

LAP	SECTOR 1	SECTOR 2	LAP TIME		MPH	DIFF	TIME OF DAY
1 -		***42.308***	2:12.412		80.71	5.360	14:42:44.313
2 -	***1:24.590***	42.462	***2:07.052***	**(1)**	***84.12***		***14:44:51.365***
3 -	1:24.744	43.192	2:07.936	**(2)**	83.54	0.884	14:46:59.301
4 -	1:24.685	43.405	2:08.090	**(3)**	83.44	1.038	14:49:07.391

P7 161 1000 Dean ANDERSON — Honda - fog racing

IDEAL LAP TIME : 2:05.157 BEST LAP TIME : 2:05.428 DIFFERENCE : 0.271

LAP	SECTOR 1	SECTOR 2	LAP TIME		MPH	DIFF	TIME OF DAY
1 -		***41.760***	2:10.236		82.06	4.808	14:42:42.137
2 -	***1:23.397***	42.031	***2:05.428***	**(1)**	***85.21***		***14:44:47.565***
3 -	1:23.492	41.991	2:05.483	**(2)**	85.17	0.055	14:46:53.048
4 -	1:35.816	44.721	2:20.537	**(3)**	76.05	15.109	14:49:13.585

Weather / Track : Sunny / Dry

Snetterton 300
Circuit Length = 2.9689 miles
Start: 14:40 Flag 14:48 End: 14:51

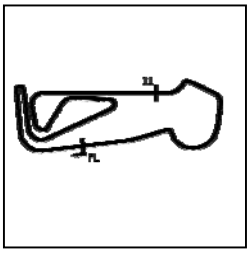

L&W Contractors Rookie 600 & 1000

RACE 11 - SECTOR ANALYSIS

SECTOR 1 = FL to I1, SECTOR 2 = I1 to FL, DIFF = Difference To Personal Best Lap, P = Crossed Finish Line in Pit Lane, D = Time Disallowed

P8 59 1000 Dave NESTER Bmw -

IDEAL LAP TIME : 2:06.335 BEST LAP TIME : 2:06.335 DIFFERENCE : 0.000

LAP	SECTOR 1	SECTOR 2	LAP TIME	MPH	DIFF	TIME OF DAY
1 -		42.746	2:17.960	77.47	11.625	14:42:49.861
2 -	1:25.126	43.399	2:08.525 (2)	83.15	2.190	14:44:58.386
3 -	1:29.652	42.914	2:12.566 (3)	80.62	6.231	14:47:10.952
4 -	***1:23.908***	***42.427***	***2:06.335 (1)***	***84.60***		***14:49:17.287***

P9 128 1000 Kevin CLARKE Suzuki -

IDEAL LAP TIME : 2:09.211 BEST LAP TIME : 2:09.393 DIFFERENCE : 0.182

LAP	SECTOR 1	SECTOR 2	LAP TIME	MPH	DIFF	TIME OF DAY
1 -		43.317	2:17.207	77.89	7.814	14:42:49.108
2 -	1:26.587	43.514	2:10.101 (3)	82.15	0.708	14:44:59.209
3 -	***1:26.318***	43.705	2:10.023 (2)	82.20	0.630	14:47:09.232
4 -	1:26.500	***42.893***	***2:09.393 (1)***	***82.60***		***14:49:18.625***

P10 42 600 Michael ATTWOOD Yamaha - Moremoto

IDEAL LAP TIME : 2:04.560 BEST LAP TIME : 2:04.561 DIFFERENCE : 0.001

LAP	SECTOR 1	SECTOR 2	LAP TIME	MPH	DIFF	TIME OF DAY
1 -		42.314	2:56.384	60.59	51.823	14:43:28.285
2 -	1:23.775	41.912	2:05.687 (3)	85.03	1.126	14:45:33.972
3 -	***1:23.205***	41.777	2:04.982 (2)	85.51	0.421	14:47:38.954
4 -	1:23.206	***41.355***	***2:04.561 (1)***	***85.80***		***14:49:43.515***

P11 818 600 Alex BARKER Yamaha - Courtneys Vehicle Logistics & Barker Woodrow Archit

IDEAL LAP TIME : 2:04.271 BEST LAP TIME : 2:04.271 DIFFERENCE : 0.000

LAP	SECTOR 1	SECTOR 2	LAP TIME	MPH	DIFF	TIME OF DAY
1 -		42.085	2:57.103	60.34	52.832	14:43:29.004
2 -	1:23.689	42.091	2:05.780 (3)	84.97	1.509	14:45:34.784
3 -	1:23.278	41.834	2:05.112 (2)	85.42	0.841	14:47:39.896
4 -	***1:22.856***	***41.415***	***2:04.271 (1)***	***86.00***		***14:49:44.167***

P12 39 600 Max MORGAN Kawasaki - MSS PERFORMANCE

IDEAL LAP TIME : 2:04.998 BEST LAP TIME : 2:04.998 DIFFERENCE : 0.000

LAP	SECTOR 1	SECTOR 2	LAP TIME	MPH	DIFF	TIME OF DAY
1 -		42.779	2:58.959	59.72	53.961	14:43:30.860
2 -	1:23.492	42.025	2:05.517 (2)	85.15	0.519	14:45:36.377
3 -	***1:23.182***	***41.816***	***2:04.998 (1)***	***85.50***		***14:47:41.375***
4 -	1:23.792	42.208	2:06.000 (3)	84.82	1.002	14:49:47.375

P13 100 600 Craig HOWTON Suzuki - Me

IDEAL LAP TIME : 2:08.069 BEST LAP TIME : 2:08.238 DIFFERENCE : 0.169

LAP	SECTOR 1	SECTOR 2	LAP TIME	MPH	DIFF	TIME OF DAY
1 -		42.902	2:58.894	59.74	50.656	14:43:30.795
2 -	1:25.448	***42.790***	***2:08.238 (1)***	***83.34***		***14:45:39.033***
3 -	***1:25.279***	42.961	2:08.240 (2)	83.34	0.002	14:47:47.273
4 -	1:26.372	43.195	2:09.567 (3)	82.49	1.329	14:49:56.840

P14 107 600 Michael WHEELDON Triumph -

IDEAL LAP TIME : 2:08.660 BEST LAP TIME : 2:09.241 DIFFERENCE : 0.581

LAP	SECTOR 1	SECTOR 2	LAP TIME	MPH	DIFF	TIME OF DAY
1 -		***43.010***	3:01.252	58.96	52.011	14:43:33.153
2 -	***1:25.650***	43.591	***2:09.241 (1)***	***82.69***		***14:45:42.394***
3 -	1:26.028	43.532	2:09.560 (2)	82.49	0.319	14:47:51.954
4 -	1:27.090	43.336	2:10.426 (3)	81.94	1.185	14:50:02.380

Weather / Track : Sunny / Dry

Snetterton 300
Circuit Length = 2.9689 miles
Start: 14:40 Flag 14:48 End: 14:51

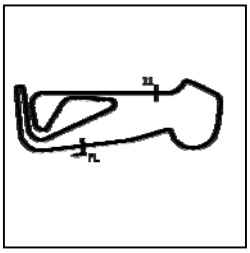

L&W Contractors Rookie 600 & 1000

RACE 11 - SECTOR ANALYSIS

SECTOR 1 = FL to I1, SECTOR 2 = I1 to FL, DIFF = Difference To Personal Best Lap, P = Crossed Finish Line in Pit Lane, D = Time Disallowed

P15 2 600 Toby TRUNDLE Triumph - Harris Motorcycles Ltd - Harlow Essex

IDEAL LAP TIME : 2:09.074 BEST LAP TIME : 2:09.588 DIFFERENCE : 0.514

LAP	SECTOR 1	SECTOR 2	LAP TIME	MPH	DIFF	TIME OF DAY
1 -		***43.399***	3:00.741	59.13	51.153	14:43:32.642
2 -	***1:25.675***	43.913	***2:09.588*** **(1)**	***82.47***		***14:45:42.230***
3 -	1:26.900	43.652	2:10.552 **(3)**	81.86	0.964	14:47:52.782
4 -	1:26.574	43.400	2:09.974 **(2)**	82.23	0.386	14:50:02.756

P16 205 600 Christopher DOWLER Suzuki -

IDEAL LAP TIME : 2:08.765 BEST LAP TIME : 2:08.817 DIFFERENCE : 0.052

LAP	SECTOR 1	SECTOR 2	LAP TIME	MPH	DIFF	TIME OF DAY
1 -		43.413	3:03.484	58.25	54.667	14:43:35.385
2 -	1:26.220	***43.374***	2:09.594 **(3)**	82.47	0.777	14:45:44.979
3 -	***1:25.391***	43.426	***2:08.817*** **(1)**	***82.97***		***14:47:53.796***
4 -	1:25.931	43.512	2:09.443 **(2)**	82.56	0.626	14:50:03.239

P17 18 600 Jamie THOMAS Suzuki - Team RubyRacing

IDEAL LAP TIME : 2:08.850 BEST LAP TIME : 2:08.957 DIFFERENCE : 0.107

LAP	SECTOR 1	SECTOR 2	LAP TIME	MPH	DIFF	TIME OF DAY
1 -		43.436	3:02.852	58.45	53.895	14:43:34.753
2 -	1:26.142	***42.815***	***2:08.957*** **(1)**	***82.88***		***14:45:43.710***
3 -	***1:26.035***	43.983	2:10.018 **(3)**	82.20	1.061	14:47:53.728
4 -	1:26.607	43.330	2:09.937 **(2)**	82.25	0.980	14:50:03.665

P18 31 600 Daniel BOUDIER Yamaha - Deben Racing

IDEAL LAP TIME : 2:10.764 BEST LAP TIME : 2:11.083 DIFFERENCE : 0.319

LAP	SECTOR 1	SECTOR 2	LAP TIME	MPH	DIFF	TIME OF DAY
1 -		***43.447***	3:02.329	58.61	51.246	14:43:34.230
2 -	***1:27.317***	43.766	***2:11.083*** **(1)**	***81.53***		***14:45:45.313***
3 -	1:27.915	44.033	2:11.948 **(2)**	81.00	0.865	14:47:57.261
4 -	1:27.614	44.340	2:11.954 **(3)**	80.99	0.871	14:50:09.215

P19 117 600 Ross MERRY Honda -

IDEAL LAP TIME : 2:11.574 BEST LAP TIME : 2:11.838 DIFFERENCE : 0.264

LAP	SECTOR 1	SECTOR 2	LAP TIME	MPH	DIFF	TIME OF DAY
1 -		45.111	3:05.564	57.59	53.726	14:43:37.465
2 -	***1:27.575***	44.263	***2:11.838*** **(1)**	***81.06***		***14:45:49.303***
3 -	1:27.845	44.715	2:12.560 **(3)**	80.62	0.722	14:48:01.863
4 -	1:28.201	***43.999***	2:12.200 **(2)**	80.84	0.362	14:50:14.063

P20 194 600 Liam CRACKNELL Kawasaki -

IDEAL LAP TIME : 2:12.588 BEST LAP TIME : 2:12.588 DIFFERENCE : 0.000

LAP	SECTOR 1	SECTOR 2	LAP TIME	MPH	DIFF	TIME OF DAY
1 -		44.885	3:06.576	57.28	53.988	14:43:38.477
2 -	1:29.274	44.853	2:14.127 **(3)**	79.68	1.539	14:45:52.604
3 -	1:28.402	44.496	2:12.898 **(2)**	80.42	0.310	14:48:05.502
4 -	***1:28.274***	***44.314***	***2:12.588*** **(1)**	***80.61***		***14:50:18.090***

P21 115 600 Rory PATTERSON Kawasaki -

IDEAL LAP TIME : 2:13.778 BEST LAP TIME : 2:14.327 DIFFERENCE : 0.549

LAP	SECTOR 1	SECTOR 2	LAP TIME	MPH	DIFF	TIME OF DAY
1 -		45.807	3:07.864	56.89	53.537	14:43:39.765
2 -	1:29.116	***45.546***	2:14.662 **(2)**	79.36	0.335	14:45:54.427
3 -	***1:28.232***	46.095	***2:14.327*** **(1)**	***79.56***		***14:48:08.754***
4 -	1:29.645	45.880	2:15.525 **(3)**	78.86	1.198	14:50:24.279

Weather / Track : Sunny / Dry

Snetterton 300
Circuit Length = 2.9689 miles
Start: 14:40 Flag 14:48 End: 14:51

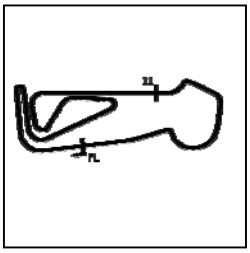

L&W Contractors Rookie 600 & 1000

RACE 11 - SECTOR ANALYSIS

SECTOR 1 = FL to I1, SECTOR 2 = I1 to FL, DIFF = Difference To Personal Best Lap, P = Crossed Finish Line in Pit Lane, D = Time Disallowed

P22 84 600 Phillip MCMANAMON Honda -

IDEAL LAP TIME : 2:13.758 BEST LAP TIME : 2:13.758 DIFFERENCE : 0.000

LAP	SECTOR 1	SECTOR 2	LAP TIME	MPH	DIFF	TIME OF DAY
1 -		45.972	3:10.297	56.16	56.539	14:43:42.198
2 -	1:30.755	45.116	2:15.871 (3)	78.66	2.113	14:45:58.069
3 -	***1:28.846***	***44.912***	***2:13.758 (1)***	***79.90***		***14:48:11.827***
4 -	1:28.904	45.011	2:13.915 (2)	79.81	0.157	14:50:25.742

P23 69 600 Robert WINDEATT Triumph - L&W Contractors

IDEAL LAP TIME : 2:15.419 BEST LAP TIME : 2:15.419 DIFFERENCE : 0.000

LAP	SECTOR 1	SECTOR 2	LAP TIME	MPH	DIFF	TIME OF DAY
1 -		46.463	3:09.037	56.53	53.618	14:43:40.938
2 -	1:32.344	45.976	2:18.320 (3)	77.27	2.901	14:45:59.258
3 -	***1:29.911***	***45.508***	***2:15.419 (1)***	***78.92***		***14:48:14.677***
4 -	1:30.266	45.704	2:15.970 (2)	78.60	0.551	14:50:30.647

P24 20 600 Matt CLARKE Kawasaki - Hayley Group PLC

IDEAL LAP TIME : 2:18.598 BEST LAP TIME : 2:18.598 DIFFERENCE : 0.000

LAP	SECTOR 1	SECTOR 2	LAP TIME	MPH	DIFF	TIME OF DAY
1 -		46.438	3:12.723	55.45	54.125	14:43:44.624
2 -	1:33.489	46.541	2:20.030 (2)	76.32	1.432	14:46:04.654
3 -	***1:32.300***	***46.298***	***2:18.598 (1)***	***77.11***		***14:48:23.252***
4 -	1:33.754	46.673	2:20.427 (3)	76.11	1.829	14:50:43.679

P25 113 600 Illia ZHURAVEL Kawasaki -

IDEAL LAP TIME : 2:25.160 BEST LAP TIME : 2:25.305 DIFFERENCE : 0.145

LAP	SECTOR 1	SECTOR 2	LAP TIME	MPH	DIFF	TIME OF DAY
1 -		49.024	3:18.004	53.97	52.699	14:43:49.905
2 -	1:36.749	***48.556***	***2:25.305 (1)***	***73.55***		***14:46:15.210***
3 -	***1:36.604***	48.733	2:25.337 (2)	73.53	0.032	14:48:40.547

P26 24 600 Mark REYNOLDS Yamaha -

IDEAL LAP TIME : 2:24.595 BEST LAP TIME : 2:24.605 DIFFERENCE : 0.010

LAP	SECTOR 1	SECTOR 2	LAP TIME	MPH	DIFF	TIME OF DAY
1 -		***48.402***	3:19.198	53.65	54.593	14:43:51.099
2 -	1:36.547	48.610	2:25.157 (2)	73.63	0.552	14:46:16.256
3 -	***1:36.193***	48.412	***2:24.605 (1)***	***73.91***		***14:48:40.861***

P27 196 600 Emma PETERSON Yamaha - Rst Concept store-Helmet City Chichester.Fisherbrow

IDEAL LAP TIME : 2:24.239 BEST LAP TIME : 2:24.239 DIFFERENCE : 0.000

LAP	SECTOR 1	SECTOR 2	LAP TIME	MPH	DIFF	TIME OF DAY
1 -		50.843	3:25.125	52.10	1:00.886	14:43:57.026
2 -	1:38.900	48.844	2:27.744 (2)	72.34	3.505	14:46:24.770
3 -	***1:35.496***	***48.743***	***2:24.239 (1)***	***74.09***		***14:48:49.009***

P28 999 600 Simon READ Yamaha -

IDEAL LAP TIME : 2:29.035 BEST LAP TIME : 2:29.035 DIFFERENCE : 0.000

LAP	SECTOR 1	SECTOR 2	LAP TIME	MPH	DIFF	TIME OF DAY
1 -		50.290	3:24.461	52.27	55.426	14:43:56.362
2 -	1:39.659	50.486	2:30.145 (2)	71.18	1.110	14:46:26.507
3 -	***1:38.936***	***50.099***	***2:29.035 (1)***	***71.71***		***14:48:55.542***

P29 105 600 Benjamin STONARD Honda -

IDEAL LAP TIME : 2:30.163 BEST LAP TIME : 2:30.163 DIFFERENCE : 0.000

LAP	SECTOR 1	SECTOR 2	LAP TIME	MPH	DIFF	TIME OF DAY

Weather / Track : Sunny / Dry

Snetterton 300
Circuit Length = 2.9689 miles
Start: 14:40 Flag 14:48 End: 14:51

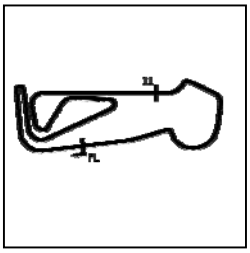

L&W Contractors Rookie 600 & 1000

RACE 11 - SECTOR ANALYSIS

SECTOR 1 = FL to I1, SECTOR 2 = I1 to FL, DIFF = Difference To Personal Best Lap, P = Crossed Finish Line in Pit Lane, D = Time Disallowed

1 -		51.273	3:26.213	51.83	56.050	14:43:58.114
2 -	***1:39.625***	***50.538***	***2:30.163 (1)***	***71.17***		***14:46:28.277***
3 -	1:40.576	51.101	2:31.677 **(2)**	70.46	1.514	14:48:59.954

P30 33 600 Mark LAWRENCE Honda - Sarky racing

IDEAL LAP TIME : 2:32.157 BEST LAP TIME : 2:33.755 DIFFERENCE : 1.598

LAP	SECTOR 1	SECTOR 2	LAP TIME	MPH	DIFF	TIME OF DAY
1 -		51.014	3:27.353	51.54	53.598	14:43:59.254
2 -	1:43.668	***50.087***	***2:33.755 (1)***	***69.51***		***14:46:33.009***
3 -	***1:42.070***	52.999	2:35.069 **(2)**	68.92	1.314	14:49:08.078

P31 188 600 Dawid KRAWIECKI Honda - Code Blue LTD

IDEAL LAP TIME : 2:18.155 BEST LAP TIME : 2:19.008 DIFFERENCE : 0.853

LAP	SECTOR 1	SECTOR 2	LAP TIME	MPH	DIFF	TIME OF DAY
1 -		***45.679***	3:09.202	56.49	50.194	14:43:41.103
2 -	***1:32.476***	46.532	***2:19.008 (1)***	***76.88***		***14:46:00.111***
3 -	1:33.457	47.615	2:21.072 **(2)**	75.76	2.064	14:48:21.183

Weather / Track : Sunny / Dry

Snetterton 300
Circuit Length = 2.9689 miles
Start: 14:40 Flag 14:48 End: 14:51

L&W Contractors Rookie 600 & 1000

RACE 11 - BEST SECTORS

	SECTOR 1			SECTOR 2			IDEAL / BEST COMPARISON					
POS	NO	NAME	TIME	NO	NAME	TIME	POS	NO	NAME	IDEAL	BEST	DIFF
									PERFECT LAP	1:58.731		
1	110	GUNN	**1:19.092**	110	GUNN	**39.639**	1	110	GUNN	1:58.731	1:58.731	0.000
2	175	KENDLE	**1:20.102**	175	KENDLE	**40.180**	2	175	KENDLE	2:00.282	2:00.282	0.000
3	272	JOHNSON	**1:20.567**	272	JOHNSON	**40.326**	3	272	JOHNSON	2:00.893	2:00.989	0.096
4	818	BARKER	**1:22.856**	42	ATTWOOD	**41.355**	4	818	BARKER	2:04.271	2:04.271	0.000
5	81	DRINKALD	**1:22.886**	818	BARKER	**41.415**	5	81	DRINKALD	2:04.414	2:04.696	0.282
6	39	MORGAN	**1:23.182**	81	DRINKALD	**41.528**	6	42	ATTWOOD	2:04.560	2:04.561	0.001
7	42	ATTWOOD	**1:23.205**	161	ANDERSON	**41.760**	7	39	MORGAN	2:04.998	2:04.998	0.000
8	161	ANDERSON	**1:23.397**	39	MORGAN	**41.816**	8	161	ANDERSON	2:05.157	2:05.428	0.271
9	646	RAI	**1:23.554**	646	RAI	**42.072**	9	646	RAI	2:05.626	2:05.626	0.000
10	59	NESTER	**1:23.908**	82	HAWKINS	**42.308**	10	59	NESTER	2:06.335	2:06.335	0.000
11	82	HAWKINS	**1:24.590**	59	NESTER	**42.427**	11	82	HAWKINS	2:06.898	2:07.052	0.154
12	100	HOWTON	**1:25.279**	100	HOWTON	**42.790**	12	100	HOWTON	2:08.069	2:08.238	0.169
13	205	DOWLER	**1:25.391**	18	THOMAS	**42.815**	13	107	WHEELDON	2:08.660	2:09.241	0.581
14	107	WHEELDON	**1:25.650**	128	CLARKE	**42.893**	14	205	DOWLER	2:08.765	2:08.817	0.052
15	2	TRUNDLE	**1:25.675**	107	WHEELDON	**43.010**	15	18	THOMAS	2:08.850	2:08.957	0.107
16	18	THOMAS	**1:26.035**	205	DOWLER	**43.374**	16	2	TRUNDLE	2:09.074	2:09.588	0.514
17	128	CLARKE	**1:26.318**	2	TRUNDLE	**43.399**	17	128	CLARKE	2:09.211	2:09.393	0.182
18	31	BOUDIER	**1:27.317**	31	BOUDIER	**43.447**	18	31	BOUDIER	2:10.764	2:11.083	0.319
19	117	MERRY	**1:27.575**	117	MERRY	**43.999**	19	117	MERRY	2:11.574	2:11.838	0.264
20	115	PATTERSON	**1:28.232**	194	CRACKNELL	**44.314**	20	194	CRACKNELL	2:12.588	2:12.588	0.000
21	194	CRACKNELL	**1:28.274**	84	MCMANAMON	**44.912**	21	84	MCMANAMON	2:13.758	2:13.758	0.000
22	84	MCMANAMON	**1:28.846**	69	WINDEATT	**45.508**	22	115	PATTERSON	2:13.778	2:14.327	0.549
23	69	WINDEATT	**1:29.911**	115	PATTERSON	**45.546**	23	69	WINDEATT	2:15.419	2:15.419	0.000
24	20	CLARKE	**1:32.300**	188	KRAWIECKI	**45.679**	24	188	KRAWIECKI	2:18.155	2:19.008	0.853
25	188	KRAWIECKI	**1:32.476**	20	CLARKE	**46.298**	25	20	CLARKE	2:18.598	2:18.598	0.000
26	196	PETERSON	**1:35.496**	24	REYNOLDS	**48.402**	26	196	PETERSON	2:24.239	2:24.239	0.000
27	24	REYNOLDS	**1:36.193**	113	ZHURAVEL	**48.556**	27	24	REYNOLDS	2:24.595	2:24.605	0.010
28	113	ZHURAVEL	**1:36.604**	196	PETERSON	**48.743**	28	113	ZHURAVEL	2:25.160	2:25.305	0.145
29	999	READ	**1:38.936**	33	LAWRENCE	**50.087**	29	999	READ	2:29.035	2:29.035	0.000
30	105	STONARD	**1:39.625**	999	READ	**50.099**	30	105	STONARD	2:30.163	2:30.163	0.000
31	33	LAWRENCE	**1:42.070**	105	STONARD	**50.538**	31	33	LAWRENCE	2:32.157	2:33.755	1.598
32												

Weather / Track : Sunny / Dry

Snetterton 300
Circuit Length = 2.9689 miles
Start: 14:40 Flag 14:48 End: 14:51

Results can be found at www.tsl-timing.com

Printed - 14:53 Sunday, 20 May 2018

BMCRC-MRO Championships 2018

BMCRC Thunderbike Extreme

Snetterton 300 Circuit

19th / 20th May 2018

Results Provided by Timing Solutions Ltd
www.tsl-timing.com

Snetterton 300

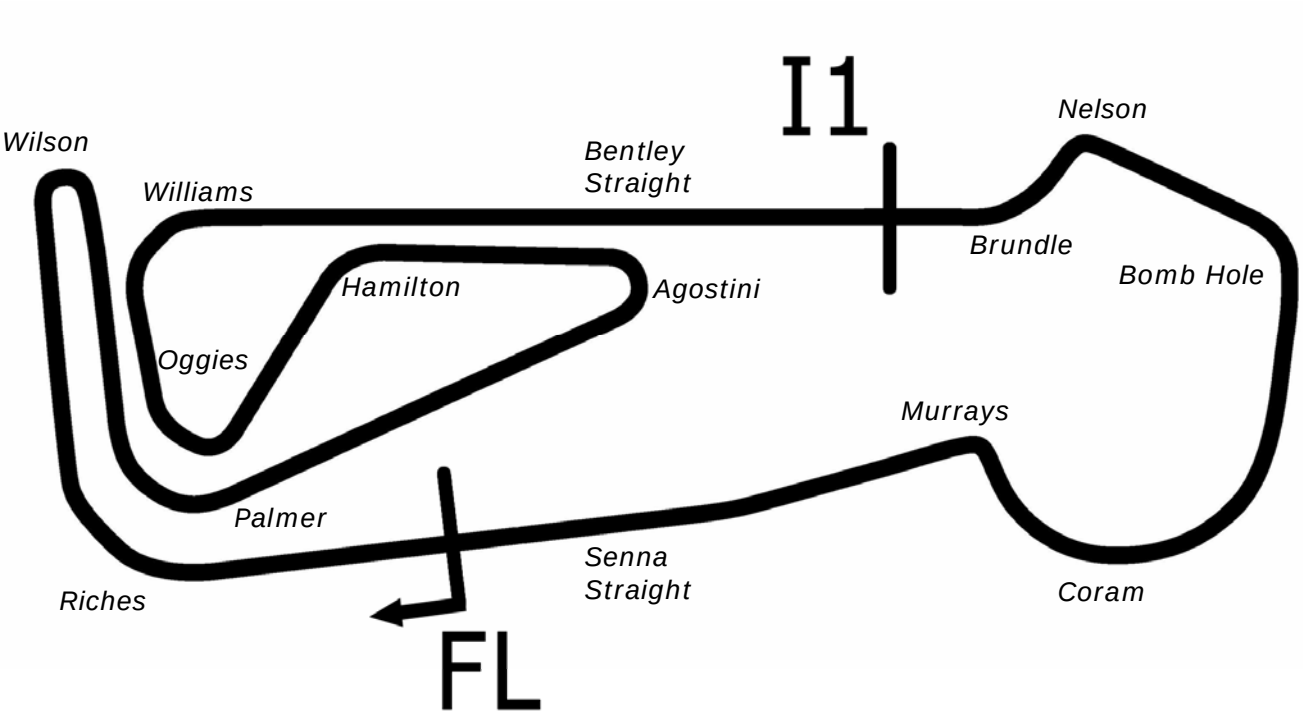

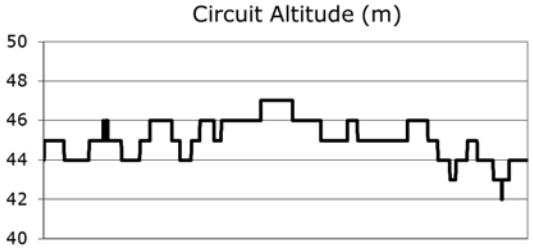

Length	2.9689 miles	4778.0 m	
FL		52.46340 N	0.94476 E
I1	3198m	52.46617 N	0.94964 E
Pit Entry	4572m	52.46364 N	0.94774 E
Pit Exit	40m after FL	52.46338 N	0.94420 E

Pit Entry–Pit Exit 246m, 14.7s @60kph, 11.0s @80kph

All results available at www.tsl-timing.com

BMCRC Thunderbike Extreme

QUALIFYING - CLASSIFICATION

POS	NO	CL	PIC	NAME	ENTRY	TIME	ON	LAPS	GAP	DIFF	MPH
1	**76**		1	**Jason BYARD**	Suzuki - May Construction	**1:59.939**	5	6			89.11
2	**169**		2	**Phil SETON**	Yamaha -	**2:00.066**	7	7	**0.127**	0.127	89.01
3	**49**		3	**Ross MCLURG**	Suzuki - E.D.I Building / Steve Jordan Motorcycles	**2:01.065**	5	5	**1.126**	0.999	88.28
4	**69**		4	**Tony RUSSO**	Suzuki - Titan Elevators	**2:02.196**	6	6	**2.257**	1.131	87.46
5	**42**		5	**Alan WOOD**	Suzuki - J.Clubb Aggregates & Concrete	**2:02.945**	5	6	**3.006**	0.749	86.93
6	**64**		6	**Barry CHAMBERLAIN**	Suzuki - Airsys.co.uk	**2:03.282**	4	7	**3.343**	0.337	86.69
7	**40**		7	**David SHELVEY**	Suzuki - ymark.com	**2:03.335**	6	6	**3.396**	0.053	86.65
8	**41**		8	**David ABRAHAM**	Aprilia - Cambridge Motorcycles	**2:04.312**	5	6	**4.373**	0.977	85.97
9	**44**		9	**Denzil DAVIES**	Suzuki - Advanced Mouldings Ltd	**2:04.403**	6	6	**4.464**	0.091	85.91
10	**43**		10	**Richard WILLSHER**	Yamaha - Willsher Plant	**2:04.760**	5	6	**4.821**	0.357	85.66
11	**82**		11	**Matt HINNELLS**	Aprilia - Bears repairs/Jamie Vale Carpentry	**2:05.025**	6	6	**5.086**	0.265	85.48
12	**258**		12	**Ande FRIEND**	Suzuki - Flying colours MCT	**2:05.125**	4	6	**5.186**	0.100	85.41
13	**68**		13	**Michael RUSSELL**	Ducati -	**2:05.200**	5	5	**5.261**	0.075	85.36
14	**114**		14	**Ricky MARTIN**	Suzuki - T.B.R Performance	**2:06.238**	6	6	**6.299**	1.038	84.66
15	**85**		15	**Carl TUCKER**	Aprilia - Black & White Bikes, Bardney Racing, Lincs Repa	**2:06.826**	6	6	**6.887**	0.588	84.27
16	**15**		16	**Stacey KILLWORTH**	Honda - BK/Everns	**2:07.884**	6	6	**7.945**	1.058	83.57
17	**16**		17	**Matthew WREN**	Suzuki - Broken Matt	**2:07.981**	6	6	**8.042**	0.097	83.51
18	**52**		18	**Barry MANTELL**	Honda - Swedish car connection	**2:08.075**	3	4	**8.136**	0.094	83.45
19	**51**		19	**Michael HOGARTH**	Honda - WHR Racing	**2:08.691**	6	6	**8.752**	0.616	83.05
20	**117**		20	**Raymond STAGG**	Suzuki -	**2:09.457**	6	6	**9.518**	0.766	82.56
21	**22**		21	**Ben DOOLAN**	Yamaha - my wallet	**2:09.940**	6	6	**10.001**	0.483	82.25
22	**131**		22	**Doug EDMONDSON**	Yamaha - Anyone want to lend me a bike for the Classic T	**2:10.991**	4	4	**11.052**	1.051	81.59
23	**67**	R	1	**Duncan WILLIAMS**	Suzuki -	**2:11.094**	3	5	**11.155**	0.103	81.52
24	**99**	R	2	**Robert BREEN**	Suzuki - Traxden Motorcycles	**2:11.224**	6	6	**11.285**	0.130	81.44
25	**10**	R	3	**Alexandru TRAXLER**	Yamaha - Traxden Motorcycles	**2:13.256**	6	6	**13.317**	2.032	80.20
26	**37**		23	**Robert MARSH**	Kawasaki -	**2:13.887**	3	6	**13.948**	0.631	79.82
27	**35**	R	4	**Stephen HARVEY**	Yamaha -	**2:14.859**	2	6	**14.920**	0.972	79.25
28	**46**		24	**Adrian DRAPER**	Suzuki - droopy racing uk	**2:17.158**	3	5	**17.219**	2.299	77.92
29	**48**	R	5	**Peter FUNNELL**	Honda -	**2:21.555**	3	5	**21.616**	4.397	75.50
30	**81**		25	**David FERGUSON**	Suzuki -	**2:22.338**	5	5	**22.399**	0.783	75.08
31	**83**	R	6	**Glen CADRUVI**	Suzuki - Kent Commercial Laundry Repairs	**2:22.702**	6	6	**22.763**	0.364	74.89
32	**84**		26	**Steven WAINE**	Honda - Black and white bikes , bardney Racing,ape racir	**2:24.469**	5	5	**24.530**	1.767	73.98
33	**130**	R	7	**Fraser GRINSTEAD**	Suzuki - TRAPDOOR RACING	**2:40.932**	2	3	**40.993**	16.463	66.41
34	**18**	R	8	**Stuart ALBON**	Suzuki -	**2:45.733**	5	5	**45.794**	4.801	64.48

Snetterton 300
Circuit Length = 2.9689 miles
Start: 11:06 Flag 11:19 End: 11:22

Weather / Track : Sunny / Dry

These results are provisional until the conclusion of any judicial and technical matters.

Clerk Of Course :		Timekeeper :

Results can be found at www.tsl-timing.com

Printed - 11:22 Saturday, 19 May 2018

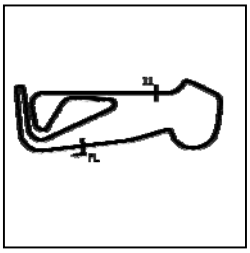

BMCRC Thunderbike Extreme

QUALIFYING - SECTOR ANALYSIS

SECTOR 1 = FL to I1, SECTOR 2 = I1 to FL, DIFF = Difference To Personal Best Lap, P = Crossed Finish Line in Pit Lane, D = Time Disallowed

P1 76 Jason BYARD Suzuki - May Construction

IDEAL LAP TIME : 1:59.487 BEST LAP TIME : 1:59.939 DIFFERENCE : 0.452

LAP	SECTOR 1	SECTOR 2	LAP TIME	MPH	DIFF	TIME OF DAY
1 -	1:23.038	40.505	2:03.543	86.51	3.604	11:08:50.961
2 -	1:20.567	40.182	2:00.749 **(3)**	88.51	0.810	11:10:51.710
3 -	1:32.000	41.660	2:13.660	79.96	13.721	11:13:05.370
4 -	1:20.751	40.585	2:01.336	88.08	1.397	11:15:06.706
5 -	1:20.196	***39.743***	***1:59.939*** **(1)**	***89.11***		***11:17:06.645***
6 -	***1:19.744***	40.889	2:00.633 **(2)**	88.59	0.694	11:19:07.278

P2 169 Phil SETON Yamaha -

IDEAL LAP TIME : 1:59.540 BEST LAP TIME : 2:00.066 DIFFERENCE : 0.526

LAP	SECTOR 1	SECTOR 2	LAP TIME	MPH	DIFF	TIME OF DAY
1 -	1:24.012	41.621	2:05.633	85.07	5.567	11:08:52.192
2 -	1:20.528	***40.174***	2:00.702 **(2)**	88.54	0.636	11:10:52.894
3 -	1:20.441	40.655	2:01.096 **(3)**	88.26	1.030	11:12:53.990
4 -	1:23.728	40.313	2:04.041	86.16	3.975	11:14:58.031
5 -	1:20.820	40.694	2:01.514	87.95	1.448	11:16:59.545
6 -	1:21.231	40.387	2:01.618	87.88	1.552	11:19:01.163
7 -	***1:19.366***	40.700	***2:00.066*** **(1)**	***89.01***		***11:21:01.229***

P3 49 Ross MCLURG Suzuki - E.D.I Building / Steve Jordan Motorcycles

IDEAL LAP TIME : 2:01.065 BEST LAP TIME : 2:01.065 DIFFERENCE : 0.000

LAP	SECTOR 1	SECTOR 2	LAP TIME	MPH	DIFF	TIME OF DAY
1 -	1:26.206	41.574	2:07.780	83.64	6.715	11:08:55.372
2 -	1:21.421	40.666	2:02.087 **(2)**	87.54	1.022	11:10:57.459
3 -	1:21.826	40.425	2:02.251 **(3)**	87.42	1.186	11:12:59.710
4 -	1:22.207	40.468	2:02.675	87.12	1.610	11:15:02.385
5 -	***1:20.960***	***40.105***	***2:01.065*** **(1)**	***88.28***		***11:17:03.450***

P4 69 Tony RUSSO Suzuki - Titan Elevators

IDEAL LAP TIME : 2:02.196 BEST LAP TIME : 2:02.196 DIFFERENCE : 0.000

LAP	SECTOR 1	SECTOR 2	LAP TIME	MPH	DIFF	TIME OF DAY
1 -	1:32.318	44.756	2:17.074	77.97	14.878	11:09:07.305
2 -	1:28.441	44.634	2:13.075	80.31	10.879	11:11:20.380
3 -	1:32.799	42.941	2:15.740	78.73	13.544	11:13:36.120
4 -	1:22.948	40.840	2:03.788 **(2)**	86.34	1.592	11:15:39.908
5 -	1:24.435	40.601	2:05.036 **(3)**	85.48	2.840	11:17:44.944
6 -	***1:21.610***	***40.586***	***2:02.196*** **(1)**	***87.46***		***11:19:47.140***

P5 42 Alan WOOD Suzuki - J.Clubb Aggregates & Concrete

IDEAL LAP TIME : 2:02.945 BEST LAP TIME : 2:02.945 DIFFERENCE : 0.000

LAP	SECTOR 1	SECTOR 2	LAP TIME	MPH	DIFF	TIME OF DAY
1 -	1:33.047	42.511	2:15.558	78.84	12.613	11:09:08.189
2 -	1:26.849	43.105	2:09.954	82.24	7.009	11:11:18.143
3 -	1:24.030	42.278	2:06.308	84.61	3.363	11:13:24.451
4 -	1:22.872	41.812	2:04.684 **(2)**	85.72	1.739	11:15:29.135
5 -	***1:22.040***	***40.905***	***2:02.945*** **(1)**	***86.93***		***11:17:32.080***
6 -	1:23.601	42.040	2:05.641 **(3)**	85.06	2.696	11:19:37.721

P6 64 Barry CHAMBERLAIN Suzuki - Airsys.co.uk

IDEAL LAP TIME : 2:03.277 BEST LAP TIME : 2:03.282 DIFFERENCE : 0.005

LAP	SECTOR 1	SECTOR 2	LAP TIME	MPH	DIFF	TIME OF DAY
1 -	1:25.636	***41.269***	2:06.905	84.22	3.623	11:08:55.810
2 -	1:24.368	41.491	2:05.859	84.92	2.577	11:11:01.669
3 -	1:22.244	41.504	2:03.748 **(3)**	86.36	0.466	11:13:05.417
4 -	***1:22.008***	41.274	***2:03.282*** **(1)**	***86.69***		***11:15:08.699***
5 -	1:22.090	41.354	2:03.444 **(2)**	86.58	0.162	11:17:12.143

Snetterton 300
Circuit Length = 2.9689 miles
Start: 11:06 Flag 11:19 End: 11:22

Weather / Track : Sunny / Dry

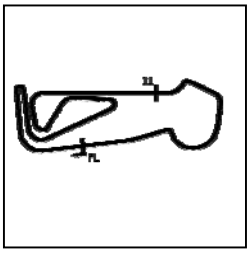

BMCRC Thunderbike Extreme

QUALIFYING - SECTOR ANALYSIS

SECTOR 1 = FL to I1, SECTOR 2 = I1 to FL, DIFF = Difference To Personal Best Lap, P = Crossed Finish Line in Pit Lane, D = Time Disallowed

6 -	1:22.035	42.368	2:04.403	85.91	1.121	11:19:16.546
7 -	1:23.539	41.392	2:04.931	85.55	1.649	11:21:21.477

P7 40 David SHELVEY Suzuki - ymark.com

IDEAL LAP TIME : 2:03.335 BEST LAP TIME : 2:03.335 DIFFERENCE : 0.000

LAP	SECTOR 1	SECTOR 2	LAP TIME	MPH	DIFF	TIME OF DAY
1 -	1:37.363	43.523	2:20.886	75.86	17.551	11:10:06.372
2 -	1:24.065	42.061	2:06.126	84.74	2.791	11:12:12.498
3 -	1:22.753	43.060	2:05.813 **(3)**	84.95	2.478	11:14:18.311
4 -	1:22.499	41.849	2:04.348 **(2)**	85.95	1.013	11:16:22.659
5 -	1:27.076	42.980	2:10.056	82.18	6.721	11:18:32.715
6 -	***1:21.974***	***41.361***	***2:03.335*** **(1)**	***86.65***		***11:20:36.050***

P8 41 David ABRAHAM Aprilia - Cambridge Motorcycles

IDEAL LAP TIME : 2:04.312 BEST LAP TIME : 2:04.312 DIFFERENCE : 0.000

LAP	SECTOR 1	SECTOR 2	LAP TIME	MPH	DIFF	TIME OF DAY
1 -	1:32.498	43.926	2:16.424	78.34	12.112	11:09:07.457
2 -	1:27.399	42.479	2:09.878	82.29	5.566	11:11:17.335
3 -	1:23.278	41.759	2:05.037 **(3)**	85.47	0.725	11:13:22.372
4 -	1:23.267	41.744	2:05.011 **(2)**	85.49	0.699	11:15:27.383
5 -	***1:22.714***	***41.598***	***2:04.312*** **(1)**	***85.97***		***11:17:31.695***
6 -	1:23.687	41.800	2:05.487	85.17	1.175	11:19:37.182

P9 44 Denzil DAVIES Suzuki - Advanced Mouldings Ltd

IDEAL LAP TIME : 2:04.403 BEST LAP TIME : 2:04.403 DIFFERENCE : 0.000

LAP	SECTOR 1	SECTOR 2	LAP TIME	MPH	DIFF	TIME OF DAY
1 -	1:46.029	46.822	2:32.851	69.92	28.448	11:10:02.964
2 -	1:26.480	42.388	2:08.868	82.93	4.465	11:12:11.832
3 -	1:24.160	42.780	2:06.940 **(2)**	84.19	2.537	11:14:18.772
4 -	1:24.367	43.376	2:07.743	83.66	3.340	11:16:26.515
5 -	1:24.725	42.417	2:07.142 **(3)**	84.06	2.739	11:18:33.657
6 -	***1:23.012***	***41.391***	***2:04.403*** **(1)**	***85.91***		***11:20:38.060***

P10 43 Richard WILLSHER Yamaha - Willsher Plant

IDEAL LAP TIME : 2:04.483 BEST LAP TIME : 2:04.760 DIFFERENCE : 0.277

LAP	SECTOR 1	SECTOR 2	LAP TIME	MPH	DIFF	TIME OF DAY
1 -	1:31.892	43.443	2:15.335	78.97	10.575	11:09:07.653
2 -	1:27.939	43.190	2:11.129	81.50	6.369	11:11:18.782
3 -	1:25.809	42.294	2:08.103	83.43	3.343	11:13:26.885
4 -	1:22.944	42.014	2:04.958 **(3)**	85.53	0.198	11:15:31.843
5 -	1:23.179	***41.581***	***2:04.760*** **(1)**	***85.66***		***11:17:36.603***
6 -	***1:22.902***	41.882	2:04.784 **(2)**	85.65	0.024	11:19:41.387

P11 82 Matt HINNELLS Aprilia - Bears repairs/Jamie Vale Carpentry

IDEAL LAP TIME : 2:05.025 BEST LAP TIME : 2:05.025 DIFFERENCE : 0.000

LAP	SECTOR 1	SECTOR 2	LAP TIME	MPH	DIFF	TIME OF DAY
1 -	1:31.234	44.570	2:15.804	78.70	10.779	11:09:06.583
2 -	1:28.522	43.573	2:12.095	80.91	7.070	11:11:18.678
3 -	1:26.026	43.434	2:09.460	82.55	4.435	11:13:28.138
4 -	1:24.236	42.650	2:06.886 **(2)**	84.23	1.861	11:15:35.024
5 -	1:24.557	42.495	2:07.052 **(3)**	84.12	2.027	11:17:42.076
6 -	***1:23.714***	***41.311***	***2:05.025*** **(1)**	***85.48***		***11:19:47.101***

P12 258 Ande FRIEND Suzuki - Flying colours MCT

IDEAL LAP TIME : 2:05.046 BEST LAP TIME : 2:05.125 DIFFERENCE : 0.079

LAP	SECTOR 1	SECTOR 2	LAP TIME	MPH	DIFF	TIME OF DAY
1 -	1:35.080	43.261	2:18.341	77.25	13.216	11:09:49.643
2 -	1:25.257	43.290	2:08.547	83.14	3.422	11:11:58.190

Weather / Track : Sunny / Dry

Snetterton 300
Circuit Length = 2.9689 miles
Start: 11:06 Flag 11:19 End: 11:22

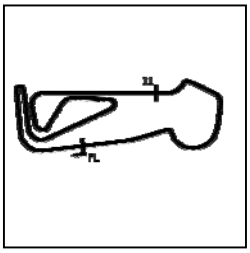

BMCRC Thunderbike Extreme

QUALIFYING - SECTOR ANALYSIS

SECTOR 1 = FL to I1, SECTOR 2 = I1 to FL, DIFF = Difference To Personal Best Lap, P = Crossed Finish Line in Pit Lane, D = Time Disallowed

3 -	1:24.991	***41.673***	2:06.664	**(3)**	84.38	1.539	11:14:04.854
4 -	1:23.399	41.726	***2:05.125***	**(1)**	***85.41***		***11:16:09.979***
5 -	1:23.937	43.002	2:06.939		84.19	1.814	11:18:16.918
6 -	***1:23.373***	42.020	2:05.393	**(2)**	85.23	0.268	11:20:22.311

P13 68 Michael RUSSELL Ducati -

IDEAL LAP TIME : 2:05.180 BEST LAP TIME : 2:05.200 DIFFERENCE : 0.020

LAP	SECTOR 1	SECTOR 2	LAP TIME		MPH	DIFF	TIME OF DAY
1 -	1:30.012	44.052	2:14.064		79.72	8.864	11:09:30.872
2 -	1:25.806	41.773	2:07.579		83.77	2.379	11:11:38.451
3 -	1:24.488	41.761	2:06.249	**(3)**	84.65	1.049	11:13:44.700
4 -	1:24.643	***41.597***	2:06.240	**(2)**	84.66	1.040	11:15:50.940
5 -	***1:23.583***	41.617	***2:05.200***	**(1)**	***85.36***		***11:17:56.140***

P14 114 Ricky MARTIN Suzuki - T.B.R Performance

IDEAL LAP TIME : 2:06.238 BEST LAP TIME : 2:06.238 DIFFERENCE : 0.000

LAP	SECTOR 1	SECTOR 2	LAP TIME		MPH	DIFF	TIME OF DAY
1 -	1:34.288	43.549	2:17.837		77.54	11.599	11:09:10.636
2 -	1:26.457	42.955	2:09.412		82.58	3.174	11:11:20.048
3 -	1:25.519	43.133	2:08.652	**(3)**	83.07	2.414	11:13:28.700
4 -	1:25.926	43.775	2:09.701		82.40	3.463	11:15:38.401
5 -	1:25.977	42.302	2:08.279	**(2)**	83.31	2.041	11:17:46.680
6 -	***1:24.245***	***41.993***	***2:06.238***	**(1)**	***84.66***		***11:19:52.918***

P15 85 Carl TUCKER Aprilia - Black & White Bikes, Bardney Racing, Lincs Repairs, Li

IDEAL LAP TIME : 2:06.367 BEST LAP TIME : 2:06.826 DIFFERENCE : 0.459

LAP	SECTOR 1	SECTOR 2	LAP TIME		MPH	DIFF	TIME OF DAY
1 -	1:33.189	44.618	2:17.807		77.55	10.981	11:09:06.318
2 -	1:27.714	43.200	2:10.914		81.64	4.088	11:11:17.232
3 -	1:26.494	43.138	2:09.632		82.44	2.806	11:13:26.864
4 -	1:24.808	43.011	2:07.819	**(3)**	83.61	0.993	11:15:34.683
5 -	***1:24.526***	42.538	2:07.064	**(2)**	84.11	0.238	11:17:41.747
6 -	1:24.985	***41.841***	***2:06.826***	**(1)**	***84.27***		***11:19:48.573***

P16 15 Stacey KILLWORTH Honda - BK/Everns

IDEAL LAP TIME : 2:07.884 BEST LAP TIME : 2:07.884 DIFFERENCE : 0.000

LAP	SECTOR 1	SECTOR 2	LAP TIME		MPH	DIFF	TIME OF DAY
1 -	1:36.541	43.780	2:20.321		76.16	12.437	11:09:11.347
2 -	1:26.385	42.808	2:09.193	**(3)**	82.72	1.309	11:11:20.540
3 -	1:25.910	43.404	2:09.314		82.65	1.430	11:13:29.854
4 -	1:26.413	42.874	2:09.287		82.66	1.403	11:15:39.141
5 -	1:25.832	42.832	2:08.664	**(2)**	83.06	0.780	11:17:47.805
6 -	***1:25.119***	***42.765***	***2:07.884***	**(1)**	***83.57***		***11:19:55.689***

P17 16 Matthew WREN Suzuki - Broken Matt

IDEAL LAP TIME : 2:07.903 BEST LAP TIME : 2:07.981 DIFFERENCE : 0.078

LAP	SECTOR 1	SECTOR 2	LAP TIME		MPH	DIFF	TIME OF DAY
1 -	1:31.138	44.358	2:15.496		78.88	7.515	11:09:06.672
2 -	1:27.979	43.592	2:11.571		81.23	3.590	11:11:18.243
3 -	1:26.202	43.169	2:09.371	**(3)**	82.61	1.390	11:13:27.614
4 -	1:26.514	44.093	2:10.607		81.83	2.626	11:15:38.221
5 -	1:26.468	***42.337***	2:08.805	**(2)**	82.97	0.824	11:17:47.026
6 -	***1:25.566***	42.415	***2:07.981***	**(1)**	***83.51***		***11:19:55.007***

P18 52 Barry MANTELL Honda - Swedish car connection

IDEAL LAP TIME : 2:07.971 BEST LAP TIME : 2:08.075 DIFFERENCE : 0.104

LAP	SECTOR 1	SECTOR 2	LAP TIME	MPH	DIFF	TIME OF DAY
1 -	1:34.097	43.616	2:17.713	77.61	9.638	11:09:12.663

Weather / Track : Sunny / Dry

Snetterton 300
Circuit Length = 2.9689 miles
Start: 11:06 Flag 11:19 End: 11:22

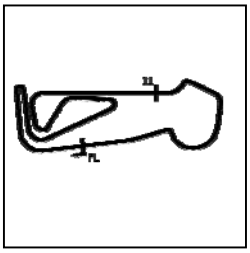

BMCRC Thunderbike Extreme

QUALIFYING - SECTOR ANALYSIS

SECTOR 1 = FL to I1, SECTOR 2 = I1 to FL, DIFF = Difference To Personal Best Lap, P = Crossed Finish Line in Pit Lane, D = Time Disallowed

2 -	1:26.242	***42.214***	2:08.456	**(2)**	83.20	0.381	11:11:21.119
3 -	***1:25.757***	42.318	***2:08.075***	**(1)**	***83.45***		***11:13:29.194***
4 -	1:26.459	43.380	2:09.839	**(3)**	82.31	1.764	11:15:39.033

P19 51 Michael HOGARTH

Honda - WHR Racing

IDEAL LAP TIME : 2:08.603 BEST LAP TIME : 2:08.691 DIFFERENCE : 0.088

LAP	SECTOR 1	SECTOR 2	LAP TIME		MPH	DIFF	TIME OF DAY
1 -	1:35.050	44.855	2:19.905		76.39	11.214	11:09:12.820
2 -	1:26.758	43.586	2:10.344		81.99	1.653	11:11:23.164
3 -	1:26.331	43.589	2:09.920	**(3)**	82.26	1.229	11:13:33.084
4 -	1:27.134	43.530	2:10.664		81.79	1.973	11:15:43.748
5 -	1:26.077	***43.098***	2:09.175	**(2)**	82.74	0.484	11:17:52.923
6 -	***1:25.505***	43.186	***2:08.691***	**(1)**	***83.05***		***11:20:01.614***

P20 117 Raymond STAGG

Suzuki -

IDEAL LAP TIME : 2:09.457 BEST LAP TIME : 2:09.457 DIFFERENCE : 0.000

LAP	SECTOR 1	SECTOR 2	LAP TIME		MPH	DIFF	TIME OF DAY
1 -	1:39.807	45.803	2:25.610		73.40	16.153	11:09:21.093
2 -	1:29.277	44.602	2:13.879		79.83	4.422	11:11:34.972
3 -	1:26.896	44.296	2:11.192	**(3)**	81.46	1.735	11:13:46.164
4 -	1:27.857	43.918	2:11.775		81.10	2.318	11:15:57.939
5 -	1:26.828	43.935	2:10.763	**(2)**	81.73	1.306	11:18:08.702
6 -	***1:25.744***	***43.713***	***2:09.457***	**(1)**	***82.56***		***11:20:18.159***

P21 22 Ben DOOLAN

Yamaha - my wallet

IDEAL LAP TIME : 2:09.940 BEST LAP TIME : 2:09.940 DIFFERENCE : 0.000

LAP	SECTOR 1	SECTOR 2	LAP TIME		MPH	DIFF	TIME OF DAY
1 -	1:41.535	45.987	2:27.522		72.45	17.582	11:09:21.595
2 -	1:29.919	44.303	2:14.222		79.62	4.282	11:11:35.817
3 -	1:28.217	44.163	2:12.380	**(3)**	80.73	2.440	11:13:48.197
4 -	1:29.186	43.610	2:12.796		80.48	2.856	11:16:00.993
5 -	1:27.738	43.644	2:11.382	**(2)**	81.35	1.442	11:18:12.375
6 -	***1:26.662***	***43.278***	***2:09.940***	**(1)**	***82.25***		***11:20:22.315***

P22 131 Doug EDMONDSON

Yamaha - Anyone want to lend me a bike for the Classic TT 201

IDEAL LAP TIME : 2:10.529 BEST LAP TIME : 2:10.991 DIFFERENCE : 0.462

LAP	SECTOR 1	SECTOR 2	LAP TIME		MPH	DIFF	TIME OF DAY
1 -	1:36.032	46.133	2:22.165		75.18	11.174	11:09:45.723
2 -	1:28.677	44.239	2:12.916	**(2)**	80.41	1.925	11:11:58.639
3 -	1:29.085	***43.891***	2:12.976	**(3)**	80.37	1.985	11:14:11.615
4 -	1:26.779	44.212	***2:10.991***	**(1)**	***81.59***		***11:16:22.606***

P23 67 R Duncan WILLIAMS

Suzuki -

IDEAL LAP TIME : 2:11.094 BEST LAP TIME : 2:11.094 DIFFERENCE : 0.000

LAP	SECTOR 1	SECTOR 2	LAP TIME		MPH	DIFF	TIME OF DAY
1 -	1:39.986	46.931	2:26.917		72.74	15.823	11:09:18.935
2 -	1:29.694	44.562	2:14.256	**(2)**	79.60	3.162	11:11:33.191
3 -	***1:27.721***	***43.373***	***2:11.094***	**(1)**	***81.52***		***11:13:44.285***
4 -	1:30.403	45.830	2:16.233	**(3)**	78.45	5.139	11:16:00.518
5 -	1:31.827	45.301	2:17.128		77.94	6.034	11:18:17.646

P24 99 R Robert BREEN

Suzuki - Traxden Motorcycles

IDEAL LAP TIME : 2:10.973 BEST LAP TIME : 2:11.224 DIFFERENCE : 0.251

LAP	SECTOR 1	SECTOR 2	LAP TIME		MPH	DIFF	TIME OF DAY
1 -	1:42.583	48.067	2:30.650		70.94	19.426	11:09:46.768
2 -	1:31.020	44.819	2:15.839		78.68	4.615	11:12:02.607
3 -	1:29.933	46.698	2:16.631		78.22	5.407	11:14:19.238
4 -	***1:27.425***	44.070	2:11.495	**(2)**	81.28	0.271	11:16:30.733

Weather / Track : Sunny / Dry

Snetterton 300
Circuit Length = 2.9689 miles
Start: 11:06 Flag 11:19 End: 11:22

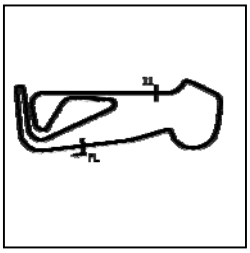

BMCRC Thunderbike Extreme

QUALIFYING - SECTOR ANALYSIS

SECTOR 1 = FL to I1, SECTOR 2 = I1 to FL, DIFF = Difference To Personal Best Lap, P = Crossed Finish Line in Pit Lane, D = Time Disallowed

5 -	1:29.501	44.972	2:14.473	(3)	79.48	3.249	11:18:45.206
6 -	1:27.676	***43.548***	***2:11.224***	**(1)**	***81.44***		***11:20:56.430***

P25 10 R Alexandru TRAXLER — Yamaha - Traxden Motorcycles

IDEAL LAP TIME : 2:13.256 BEST LAP TIME : 2:13.256 DIFFERENCE : 0.000

LAP	SECTOR 1	SECTOR 2	LAP TIME		MPH	DIFF	TIME OF DAY
1 -	1:36.223	47.090	2:23.313		74.57	10.057	11:09:37.892
2 -	1:33.248	46.359	2:19.607		76.55	6.351	11:11:57.499
3 -	1:31.086	45.606	2:16.692	(3)	78.19	3.436	11:14:14.191
4 -	1:29.843	45.784	2:15.627	(2)	78.80	2.371	11:16:29.818
5 -	1:30.404	46.657	2:17.061		77.98	3.805	11:18:46.879
6 -	***1:28.105***	***45.151***	***2:13.256***	**(1)**	***80.20***		***11:21:00.135***

P26 37 Robert MARSH — Kawasaki -

IDEAL LAP TIME : 2:13.371 BEST LAP TIME : 2:13.887 DIFFERENCE : 0.516

LAP	SECTOR 1	SECTOR 2	LAP TIME		MPH	DIFF	TIME OF DAY
1 -	1:40.681	49.039	2:29.720		71.38	15.833	11:09:46.446
2 -	1:32.201	47.091	2:19.292		76.73	5.405	11:12:05.738
3 -	1:27.917	***45.970***	***2:13.887***	**(1)**	***79.82***		***11:14:19.625***
4 -	***1:27.401***	47.319	2:14.720	(3)	79.33	0.833	11:16:34.345
5 -	1:30.612	46.883	2:17.495		77.73	3.608	11:18:51.840
6 -	1:27.910	46.075	2:13.985	(2)	79.77	0.098	11:21:05.825

P27 35 R Stephen HARVEY — Yamaha -

IDEAL LAP TIME : 2:13.888 BEST LAP TIME : 2:14.859 DIFFERENCE : 0.971

LAP	SECTOR 1	SECTOR 2	LAP TIME		MPH	DIFF	TIME OF DAY
1 -	1:41.243	46.957	2:28.200		72.11	13.341	11:09:22.725
2 -	1:30.236	***44.623***	***2:14.859***	**(1)**	***79.25***		***11:11:37.584***
3 -	1:29.602	45.378	2:14.980	(3)	79.18	0.121	11:13:52.564
4 -	1:29.685	45.942	2:15.627		78.80	0.768	11:16:08.191
5 -	***1:29.265***	45.603	2:14.868	(2)	79.24	0.009	11:18:23.059
6 -	1:29.687	45.680	2:15.367		78.95	0.508	11:20:38.426

P28 46 Adrian DRAPER — Suzuki - droopy racing uk

IDEAL LAP TIME : 2:17.158 BEST LAP TIME : 2:17.158 DIFFERENCE : 0.000

LAP	SECTOR 1	SECTOR 2	LAP TIME		MPH	DIFF	TIME OF DAY
1 -	1:43.121	49.114	2:32.235		70.20	15.077	11:09:29.860
2 -	1:33.924	48.653	2:22.577		74.96	5.419	11:11:52.437
3 -	***1:31.444***	***45.714***	***2:17.158***	**(1)**	***77.92***		***11:14:09.595***
4 -	1:31.592	46.501	2:18.093	(2)	77.39	0.935	11:16:27.688
5 -	1:32.162	47.153	2:19.315	(3)	76.71	2.157	11:18:47.003

P29 48 R Peter FUNNELL — Honda -

IDEAL LAP TIME : 2:21.555 BEST LAP TIME : 2:21.555 DIFFERENCE : 0.000

LAP	SECTOR 1	SECTOR 2	LAP TIME		MPH	DIFF	TIME OF DAY
1 -	1:42.398	1:00.598	2:42.996		65.57	21.441	11:10:00.950
2 -	1:35.201	47.882	2:23.083	(3)	74.69	1.528	11:12:24.033
3 -	***1:33.774***	***47.781***	***2:21.555***	**(1)**	***75.50***		***11:14:45.588***
4 -	1:50.714	47.801	2:38.515		67.42	16.960	11:17:24.103
5 -	1:34.047	47.954	2:22.001	(2)	75.26	0.446	11:19:46.104

P30 81 David FERGUSON — Suzuki -

IDEAL LAP TIME : 2:22.338 BEST LAP TIME : 2:22.338 DIFFERENCE : 0.000

LAP	SECTOR 1	SECTOR 2	LAP TIME		MPH	DIFF	TIME OF DAY
1 -	2:00.142	54.027	2:54.169		61.36	31.831	11:10:23.771
2 -	1:44.650	51.036	2:35.686		68.65	13.348	11:12:59.457
3 -	1:40.758	48.735	2:29.493	(3)	71.49	7.155	11:15:28.950
4 -	1:36.189	47.251	2:23.440	(2)	74.51	1.102	11:17:52.390

Snetterton 300
Circuit Length = 2.9689 miles
Start: 11:06 Flag 11:19 End: 11:22

Weather / Track : Sunny / Dry

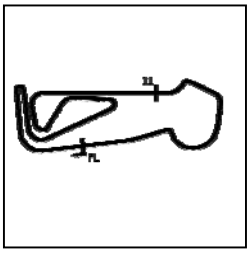

BMCRC Thunderbike Extreme

QUALIFYING - SECTOR ANALYSIS

SECTOR 1 = FL to I1, SECTOR 2 = I1 to FL, DIFF = Difference To Personal Best Lap, P = Crossed Finish Line in Pit Lane, D = Time Disallowed

5 -	***1:35.473***	***46.865***	***2:22.338***	**(1)**	***75.08***	***11:20:14.728***

P31 83 R Glen CADRUVI

Suzuki - Kent Commercial Laundry Repairs

IDEAL LAP TIME : 2:20.289 BEST LAP TIME : 2:22.702 DIFFERENCE : 2.413

LAP	SECTOR 1	SECTOR 2	LAP TIME		MPH	DIFF	TIME OF DAY
1 -	1:47.687	52.767	2:40.454		66.61	17.752	11:09:37.309
2 -	1:40.740	48.418	2:29.158		71.65	6.456	11:12:06.467
3 -	1:37.176	49.841	2:27.017		72.69	4.315	11:14:33.484
4 -	1:35.994	48.242	2:24.236	**(3)**	74.10	1.534	11:16:57.720
5 -	***1:32.333***	50.840	2:23.173	**(2)**	74.65	0.471	11:19:20.893
6 -	1:34.746	***47.956***	***2:22.702***	**(1)**	***74.89***		***11:21:43.595***

P32 84 Steven WAINE

Honda - Black and white bikes , bardney Racing,ape racing

IDEAL LAP TIME : 2:23.449 BEST LAP TIME : 2:24.469 DIFFERENCE : 1.020

LAP	SECTOR 1	SECTOR 2	LAP TIME		MPH	DIFF	TIME OF DAY
1 -	1:45.662	50.347	2:36.009		68.50	11.540	11:09:26.087
2 -	1:37.210	49.537	2:26.747	**(2)**	72.83	2.278	11:11:52.834
3 -	1:36.838	50.988	2:27.826	**(3)**	72.30	3.357	11:14:20.660
4 -	1:39.150	50.461	2:29.611		71.43	5.142	11:16:50.271
5 -	1:36.408	***48.061***	***2:24.469***	**(1)**	***73.98***		***11:19:14.740***

P33 130 R Fraser GRINSTEAD

Suzuki - TRAPDOOR RACING

IDEAL LAP TIME : 2:40.932 BEST LAP TIME : 2:40.932 DIFFERENCE : 0.000

LAP	SECTOR 1	SECTOR 2	LAP TIME		MPH	DIFF	TIME OF DAY
1 -	1:59.725	55.738	2:55.463	**(3)**	60.91	14.531	11:10:15.707
2 -	***1:47.066***	***53.866***	***2:40.932***	**(1)**	***66.41***		***11:12:56.639***
3 -	1:48.536	54.013	2:42.549	**(2)**	65.75	1.617	11:15:39.188

P34 18 R Stuart ALBON

Suzuki -

IDEAL LAP TIME : 2:44.471 BEST LAP TIME : 2:45.733 DIFFERENCE : 1.262

LAP	SECTOR 1	SECTOR 2	LAP TIME		MPH	DIFF	TIME OF DAY
1 -	2:06.536	1:02.916	3:09.452		56.41	23.719	11:10:28.042
2 -	1:59.149	59.023	2:58.172		59.98	12.439	11:13:26.214
3 -	1:54.384	58.185	2:52.569	**(3)**	61.93	6.836	11:16:18.783
4 -	1:54.109	***55.285***	2:49.394	**(2)**	63.09	3.661	11:19:08.177
5 -	***1:49.186***	56.547	***2:45.733***	**(1)**	***64.48***		***11:21:53.910***

Weather / Track : Sunny / Dry

Snetterton 300
Circuit Length = 2.9689 miles
Start: 11:06 Flag 11:19 End: 11:22

BMCRC Thunderbike Extreme

QUALIFYING - BEST SECTORS

SECTOR 1				SECTOR 2			IDEAL / BEST COMPARISON					
POS	NO	NAME	TIME	NO	NAME	TIME	POS	NO	NAME	IDEAL	BEST	DIFF
									PERFECT LAP	1:59.109		
1	169	SETON	**1:19.366**	76	BYARD	**39.743**	1	76	BYARD	1:59.487	1:59.939	0.452
2	76	BYARD	**1:19.744**	49	MCLURG	**40.105**	2	169	SETON	1:59.540	2:00.066	0.526
3	49	MCLURG	**1:20.960**	169	SETON	**40.174**	3	49	MCLURG	2:01.065	2:01.065	0.000
4	69	RUSSO	**1:21.610**	69	RUSSO	**40.586**	4	69	RUSSO	2:02.196	2:02.196	0.000
5	40	SHELVEY	**1:21.974**	42	WOOD	**40.905**	5	42	WOOD	2:02.945	2:02.945	0.000
6	64	CHAMBERLAIN	**1:22.008**	64	CHAMBERLAIN	**41.269**	6	64	CHAMBERLAIN	2:03.277	2:03.282	0.005
7	42	WOOD	**1:22.040**	82	HINNELLS	**41.311**	7	40	SHELVEY	2:03.335	2:03.335	0.000
8	41	ABRAHAM	**1:22.714**	40	SHELVEY	**41.361**	8	41	ABRAHAM	2:04.312	2:04.312	0.000
9	43	WILLSHER	**1:22.902**	44	DAVIES	**41.391**	9	44	DAVIES	2:04.403	2:04.403	0.000
10	44	DAVIES	**1:23.012**	43	WILLSHER	**41.581**	10	43	WILLSHER	2:04.483	2:04.760	0.277
11	258	FRIEND	**1:23.373**	68	RUSSELL	**41.597**	11	82	HINNELLS	2:05.025	2:05.025	0.000
12	68	RUSSELL	**1:23.583**	41	ABRAHAM	**41.598**	12	258	FRIEND	2:05.046	2:05.125	0.079
13	82	HINNELLS	**1:23.714**	258	FRIEND	**41.673**	13	68	RUSSELL	2:05.180	2:05.200	0.020
14	114	MARTIN	**1:24.245**	85	TUCKER	**41.841**	14	114	MARTIN	2:06.238	2:06.238	0.000
15	85	TUCKER	**1:24.526**	114	MARTIN	**41.993**	15	85	TUCKER	2:06.367	2:06.826	0.459
16	15	KILLWORTH	**1:25.119**	52	MANTELL	**42.214**	16	15	KILLWORTH	2:07.884	2:07.884	0.000
17	51	HOGARTH	**1:25.505**	16	WREN	**42.337**	17	16	WREN	2:07.903	2:07.981	0.078
18	16	WREN	**1:25.566**	15	KILLWORTH	**42.765**	18	52	MANTELL	2:07.971	2:08.075	0.104
19	117	STAGG	**1:25.744**	51	HOGARTH	**43.098**	19	51	HOGARTH	2:08.603	2:08.691	0.088
20	52	MANTELL	**1:25.757**	22	DOOLAN	**43.278**	20	117	STAGG	2:09.457	2:09.457	0.000
21	131	EDMONDSON	**1:26.638**	67	WILLIAMS	**43.373**	21	22	DOOLAN	2:09.940	2:09.940	0.000
22	22	DOOLAN	**1:26.662**	99	BREEN	**43.548**	22	131	EDMONDSON	2:10.529	2:10.991	0.462
23	37	MARSH	**1:27.401**	117	STAGG	**43.713**	23	99	BREEN	2:10.973	2:11.224	0.251
24	99	BREEN	**1:27.425**	131	EDMONDSON	**43.891**	24	67	WILLIAMS	2:11.094	2:11.094	0.000
25	67	WILLIAMS	**1:27.721**	35	HARVEY	**44.623**	25	10	TRAXLER	2:13.256	2:13.256	0.000
26	10	TRAXLER	**1:28.105**	10	TRAXLER	**45.151**	26	37	MARSH	2:13.371	2:13.887	0.516
27	35	HARVEY	**1:29.265**	46	DRAPER	**45.714**	27	35	HARVEY	2:13.888	2:14.859	0.971
28	46	DRAPER	**1:31.444**	37	MARSH	**45.970**	28	46	DRAPER	2:17.158	2:17.158	0.000
29	83	CADRUVI	**1:32.333**	81	FERGUSON	**46.865**	29	83	CADRUVI	2:20.289	2:22.702	2.413
30	48	FUNNELL	**1:33.774**	48	FUNNELL	**47.781**	30	48	FUNNELL	2:21.555	2:21.555	0.000
31	84	WAINE	**1:35.388**	83	CADRUVI	**47.956**	31	81	FERGUSON	2:22.338	2:22.338	0.000
32	81	FERGUSON	**1:35.473**	84	WAINE	**48.061**	32	84	WAINE	2:23.449	2:24.469	1.020
33	130	GRINSTEAD	**1:47.066**	130	GRINSTEAD	**53.866**	33	130	GRINSTEAD	2:40.932	2:40.932	0.000
34	18	ALBON	**1:49.186**	18	ALBON	**55.285**	34	18	ALBON	2:44.471	2:45.733	1.262

Weather / Track : Sunny / Dry

Snetterton 300
Circuit Length = 2.9689 miles
Start: 11:06 Flag 11:19 End: 11:22

Results can be found at www.tsl-timing.com

Printed - 11:32 Saturday, 19 May 2018

Steve Jordan motorcycles

BMCRC Thunderbike Extreme

RACE 8 - GRID (5 Laps)

ROW 12	36	25 Harrison DAY	35	5 Nick BISHOP	34	18 Stuart ALBON 2:45.733		
ROW 11	33	130 Fraser GRINSTEAD 2:40.932	32	84 Steven WAINE 2:24.469	31	83 Glen CADRUVI 2:22.702		
ROW 10	30	81 David FERGUSON 2:22.338	29	48 Peter FUNNELL 2:21.555	28	46 Adrian DRAPER 2:17.158		
ROW 9	27	35 Stephen HARVEY 2:14.859	26	37 Robert MARSH 2:13.887	25	10 Alexandru TRAXLER 2:13.256		
ROW 8	24	99 Robert BREEN 2:11.224	23	67 Duncan WILLIAMS 2:11.094	22	131 Doug EDMONDSON 2:10.991		
ROW 7	21	22 Ben DOOLAN 2:09.940	20	117 Raymond STAGG 2:09.457	19	51 Michael HOGARTH 2:08.691		
ROW 6	18	52 Barry MANTELL 2:08.075	17	16 Matthew WREN 2:07.981	16	15 Stacey KILLWORTH 2:07.884		
ROW 5	15	85 Carl TUCKER 2:06.826	14	114 Ricky MARTIN 2:06.238	13	68 Michael RUSSELL 2:05.200		
ROW 4	12	258 Ande FRIEND 2:05.125	11	82 Matt HINNELLS 2:05.025	10	43 Richard WILLSHER 2:04.760		
ROW 3	9	44 Denzil DAVIES 2:04.403	8	41 David ABRAHAM 2:04.312	7	40 David SHELVEY 2:03.335		
ROW 2	6	64 Barry CHAMBERLAIN 2:03.282	5	42 Alan WOOD 2:02.945	4	69 Tony RUSSO 2:02.196		
ROW 1	3	49 Ross MCLURG 2:01.065	2	169 Phil SETON 2:00.066	1	76 Jason BYARD 1:59.939		
						Pole		

Snetterton 300
Circuit Length = 2.9689 miles

These results are provisional until the conclusion of any judicial and technical matters.

Clerk Of Course :		Timekeeper :

Results can be found at www.tsl-timing.com

Printed - 11:29 Saturday, 19 May 2018

TSL SPORTS TIMING TIMING SOLUTIONS LTD

MRO

BMCRC Thunderbike Extreme

RACE 8 - CLASSIFICATION

POS	NO	CL	PIC	NAME	ENTRY	LAPS	TIME	GAP	DIFF	MPH	BEST	ON
1	76		1	Jason BYARD	Suzuki - May Construction	5	10:01.912			88.78	1:59.024	3
2	169		2	Phil SETON	Yamaha -	5	10:09.678	7.766	7.766	87.65	2:00.484	5
3	40		3	David SHELVEY	Suzuki - ymark.com	5	10:21.506	19.594	11.828	85.98	2:02.037	3
4	64		4	Barry CHAMBERLAIN	Suzuki - Airsys.co.uk	5	10:21.704	19.792	0.198	85.95	2:02.056	2
5	82		5	Matt HINNELLS	Aprilia - Bears repairs/Jamie Vale Carpentry	5	10:24.683	22.771	2.979	85.54	2:02.746	4
6	42		6	Alan WOOD	Suzuki - J.Clubb Aggregates & Concrete	5	10:26.723	24.811	2.040	85.26	2:03.083	5
7	44		7	Denzil DAVIES	Suzuki - Advanced Mouldings Ltd	5	10:28.604	26.692	1.881	85.01	2:03.562	4
8	41		8	David ABRAHAM	Aprilia - Cambridge Motorcycles	5	10:32.093	30.181	3.489	84.54	2:03.991	2
9	43		9	Richard WILLSHER	Yamaha - Willsher Plant	5	10:35.157	33.245	3.064	84.13	2:03.722	3
10	68		10	Michael RUSSELL	Ducati -	5	10:35.932	34.020	0.775	84.03	2:04.756	2
11	85		11	Carl TUCKER	Aprilia - Black & White Bikes, Bardney Racing, Lincs	5	10:44.964	43.052	9.032	82.85	2:06.402	4
12	114		12	Ricky MARTIN	Suzuki - T.B.R Performance	5	10:46.302	44.390	1.338	82.68	2:06.270	4
13	117		13	Raymond STAGG	Suzuki -	5	11:01.785	59.873	15.483	80.75	2:08.023	3
14	22		14	Ben DOOLAN	Yamaha - my wallet	5	11:07.304	1:05.392	5.519	80.08	2:10.932	4
15	99	R	1	Robert BREEN	Suzuki - Traxden Motorcycles	5	11:09.799	1:07.887	2.495	79.78	2:10.760	5
16	67	R	2	Duncan WILLIAMS	Suzuki -	5	11:10.562	1:08.650	0.763	79.69	2:11.690	3
17	51		15	Michael HOGARTH	Honda - WHR Racing	5	11:10.862	1:08.950	0.300	79.65	2:10.395	4
18	35	R	3	Stephen HARVEY	Yamaha -	5	11:24.008	1:22.096	13.146	78.12	2:11.298	5
19	10	R	4	Alexandru TRAXLER	Yamaha - Traxden Motorcycles	5	11:24.820	1:22.908	0.812	78.03	2:14.805	4
20	46		16	Adrian DRAPER	Suzuki - droopy racing uk	5	11:43.681	1:41.769	18.861	75.94	2:17.144	5
21	48	R	5	Peter FUNNELL	Honda -	5	11:47.915	1:46.003	4.234	75.48	2:19.253	3
22	130	R	6	Fraser GRINSTEAD	Suzuki - TRAPDOOR RACING	4	11:05.149	1 Lap	1 Lap	64.27	2:43.757	3
23	18	R	7	Stuart ALBON	Suzuki -	4	11:11.146	1 Lap	5.997	63.70	2:45.326	4
				NOT CLASSIFIED								
DNF	69			Tony RUSSO	Suzuki - Titan Elevators	4	8:13.112	1 Lap		86.69	2:00.851	3
DNF	49			Ross MCLURG	Suzuki - E.D.I Building / Steve Jordan Motorcycles	4	8:13.837	1 Lap	0.725	86.57	2:01.306	3
DNF	52			Barry MANTELL	Honda - Swedish car connection	2	4:33.311	3 Laps	2 Laps	78.21	2:10.534	2
DNF	131			Doug EDMONDSON	Yamaha - Anyone want to lend me a bike for the Cla	1	2:13.921	4 Laps	1 Lap	79.80		
DNF	37			Robert MARSH	Kawasaki -	1	2:22.009	4 Laps	8.088	75.26		
DNF	83	R		Glen CADRUVI	Suzuki - Kent Commercial Laundry Repairs	1	2:30.810	4 Laps	8.801	70.87		
DNF	258			Ande FRIEND	Suzuki - Flying colours MCT	0						
DQ	15 *			Stacey KILLWORTH	Honda - BK/Everns	0						
DQ	16 *			Matthew WREN	Suzuki - Broken Matt	0						
DQ	84 *			Steven WAINE	Honda - Black and white bikes , bardney Racing,ape	0						

FASTEST LAP

	76		Jason BYARD	Suzuki - May Construction	3	1:59.024	89.79 mph	144.51 kph
	99	R	Robert BREEN	Suzuki - Traxden Motorcycles	5	2:10.760	81.73 mph	131.54 kph

***No 15, 16 & 84 - Disqualified from race result, technical infringement**
Class - 92.5% of Race Speed = 82.12 mph
Class R - 92.5% of Race Speed = 73.79 mph

Snetterton 300
Circuit Length = 2.9689 miles
Start: 14:37 Flag 14:47 End: 14:49

Weather / Track : Sunny / Dry
These results are provisional until the conclusion of any judicial and technical matters.

Clerk Of Course :		Timekeeper :

Results can be found at www.tsl-timing.com

Printed - 15:34 Saturday, 19 May 2018

BMCRC Thunderbike Extreme

RACE 8 - LAP CHART

LAP 1 @ 14:39:42.006

NO	BEHIND	LAP TIME
76		2:05.384
169	1.066	2:06.450
49	2.650	2:08.034
69	3.864	2:09.248
40	4.966	2:10.350
64	5.007	2:10.391
41	6.274	2:11.658
82	6.533	2:11.917
44	6.844	2:12.228
42	7.131	2:12.515
43	7.666	2:13.050
68	8.369	2:13.753
131	8.537	2:13.921
85	11.313	2:16.697
114	11.819	2:17.203
22	13.485	2:18.869
67	15.707	2:21.091
37	16.625	2:22.009
117	17.145	2:22.529
51	17.206	2:22.590
52	17.393	2:22.777
99	17.670	2:23.054
10	18.824	2:24.208
48	23.820	2:29.204
35	24.049	2:29.433
46	24.240	2:29.624
83	25.426	2:30.810
130	46.036	2:51.420
18	49.583	2:54.967

LAP 2 @ 14:41:41.056

NO	BEHIND	LAP TIME
76		1:59.050
169	2.665	2:00.649
49	5.400	2:01.800
69	5.909	2:01.095
64	8.013	2:02.056
40	8.459	2:02.543
41	11.215	2:03.991
82	11.395	2:03.912
42	11.800	2:03.719
44	12.339	2:04.545
43	13.750	2:05.134
68	14.075	2:04.756
85	19.879	2:07.616
114	20.406	2:07.637
22	27.564	2:13.129
117	28.129	2:10.034
67	28.668	2:12.011
52	28.877	2:10.534
51	31.357	2:13.201
99	31.567	2:12.947
10	34.600	2:14.826
35	41.254	2:16.255
48	44.799	2:20.029
46	45.213	2:20.023
130	1:32.572	2:45.586
18	1:35.970	2:45.437

LAP 3 @ 14:43:40.080

NO	BEHIND	LAP TIME
76		1:59.024
169	4.460	2:00.819
49	7.682	2:01.306
69	7.736	2:00.851
64	11.180	2:02.191
40	11.472	2:02.037
82	15.622	2:03.251
42	16.793	2:04.017
41	17.026	2:04.835
44	17.182	2:03.867
43	18.448	2:03.722
68	20.145	2:05.094
85	28.163	2:07.308
114	28.673	2:07.291
117	37.128	2:08.023
22	39.567	2:11.027
67	41.334	2:11.690
51	44.001	2:11.668
99	44.426	2:11.883
10	51.244	2:15.668
35	55.981	2:13.751
48	1:05.028	2:19.253
46	1:05.726	2:19.537

LAP 4 @ 14:45:39.304

NO	BEHIND	LAP TIME
76		1:59.224
169	6.512	2:01.276
69	10.430	2:01.918
49	11.155	2:02.697
64	16.080	2:04.124
40	16.471	2:04.223
130	1 Lap	2:43.757
82	19.144	2:02.746
42	20.958	2:03.389
44	21.520	2:03.562
43	23.041	2:03.817
18	1 Lap	2:45.416
41	23.182	2:05.380
68	26.530	2:05.609
85	35.341	2:06.402
114	35.719	2:06.270
117	46.680	2:08.776
22	51.275	2:10.932
67	54.791	2:12.681
51	55.172	2:10.395
99	56.357	2:11.155
10	1:06.825	2:14.805
35	1:10.028	2:13.271
46	1:23.855	2:17.353
48	1:25.082	2:19.278

LAP 5 @ 14:47:38.534

NO	BEHIND	LAP TIME
76		1:59.230
169	7.766	2:00.484
40	19.594	2:02.353
64	19.792	2:02.942
82	22.771	2:02.857
42	24.811	2:03.083
44	26.692	2:04.402
41	30.181	2:06.229
43	33.245	2:09.434
68	34.020	2:06.720
85	43.052	2:06.941
114	44.390	2:07.901
117	59.873	2:12.423
130	1 Lap	2:44.386
22	1:05.392	2:13.347
99	1:07.887	2:10.760
67	1:08.650	2:13.089
51	1:08.950	2:13.008
18	1 Lap	2:45.326
35	1:22.096	2:11.298
10	1:22.908	2:15.313
46	1:41.769	2:17.144
48	1:46.003	2:20.151

Weather / Track : Sunny / Dry

Snetterton 300
Circuit Length = 2.9689 miles
Start: 14:37 Flag 14:47 End: 14:49

Results can be found at www.tsl-timing.com

Printed - 15:35 Saturday, 19 May 2018

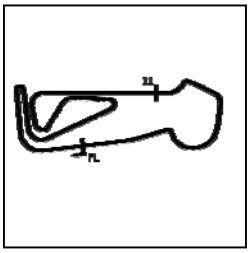

BMCRC Thunderbike Extreme

RACE 8 - SECTOR ANALYSIS

SECTOR 1 = FL to I1, SECTOR 2 = I1 to FL, DIFF = Difference To Personal Best Lap, P = Crossed Finish Line in Pit Lane, D = Time Disallowed

P1 76 Jason BYARD Suzuki - May Construction

IDEAL LAP TIME : 1:58.743 BEST LAP TIME : 1:59.024 DIFFERENCE : 0.281

LAP	SECTOR 1	SECTOR 2	LAP TIME	MPH	DIFF	TIME OF DAY
1 -		39.648	2:05.384	85.24	6.360	14:39:42.006
2 -	1:19.574	39.476	1:59.050 (2)	89.77	0.026	14:41:41.056
3 -	***1:19.341***	39.683	***1:59.024 (1)***	***89.79***		***14:43:40.080***
4 -	1:19.822	***39.402***	1:59.224 (3)	89.64	0.200	14:45:39.304
5 -	1:19.448	39.782	1:59.230	89.64	0.206	14:47:38.534

P2 169 Phil SETON Yamaha -

IDEAL LAP TIME : 2:00.176 BEST LAP TIME : 2:00.484 DIFFERENCE : 0.308

LAP	SECTOR 1	SECTOR 2	LAP TIME	MPH	DIFF	TIME OF DAY
1 -		40.332	2:06.450	84.52	5.966	14:39:43.072
2 -	1:20.377	40.272	2:00.649 (2)	88.58	0.165	14:41:43.721
3 -	***1:19.984***	40.835	2:00.819 (3)	88.46	0.335	14:43:44.540
4 -	1:20.641	40.635	2:01.276	88.13	0.792	14:45:45.816
5 -	1:20.292	***40.192***	***2:00.484 (1)***	***88.70***		***14:47:46.300***

P3 40 David SHELVEY Suzuki - ymark.com

IDEAL LAP TIME : 2:02.037 BEST LAP TIME : 2:02.037 DIFFERENCE : 0.000

LAP	SECTOR 1	SECTOR 2	LAP TIME	MPH	DIFF	TIME OF DAY
1 -		40.930	2:10.350	81.99	8.313	14:39:46.972
2 -	1:21.708	40.835	2:02.543 (3)	87.21	0.506	14:41:49.515
3 -	***1:21.347***	***40.690***	***2:02.037 (1)***	***87.58***		***14:43:51.552***
4 -	1:21.808	42.415	2:04.223	86.03	2.186	14:45:55.775
5 -	1:21.574	40.779	2:02.353 (2)	87.35	0.316	14:47:58.128

P4 64 Barry CHAMBERLAIN Suzuki - Airsys.co.uk

IDEAL LAP TIME : 2:02.041 BEST LAP TIME : 2:02.056 DIFFERENCE : 0.015

LAP	SECTOR 1	SECTOR 2	LAP TIME	MPH	DIFF	TIME OF DAY
1 -		40.870	2:10.391	81.96	8.335	14:39:47.013
2 -	1:21.263	***40.793***	***2:02.056 (1)***	***87.56***		***14:41:49.069***
3 -	***1:21.248***	40.943	2:02.191 (2)	87.47	0.135	14:43:51.260
4 -	1:22.042	42.082	2:04.124	86.10	2.068	14:45:55.384
5 -	1:21.929	41.013	2:02.942 (3)	86.93	0.886	14:47:58.326

P5 82 Matt HINNELLS Aprilia - Bears repairs/Jamie Vale Carpentry

IDEAL LAP TIME : 2:02.627 BEST LAP TIME : 2:02.746 DIFFERENCE : 0.119

LAP	SECTOR 1	SECTOR 2	LAP TIME	MPH	DIFF	TIME OF DAY
1 -		41.143	2:11.917	81.02	9.171	14:39:48.539
2 -	1:22.883	41.029	2:03.912	86.25	1.166	14:41:52.451
3 -	1:22.496	40.755	2:03.251 (3)	86.71	0.505	14:43:55.702
4 -	***1:22.084***	40.662	***2:02.746 (1)***	***87.07***		***14:45:58.448***
5 -	1:22.314	***40.543***	2:02.857 (2)	86.99	0.111	14:48:01.305

P6 42 Alan WOOD Suzuki - J.Clubb Aggregates & Concrete

IDEAL LAP TIME : 2:02.530 BEST LAP TIME : 2:03.083 DIFFERENCE : 0.553

LAP	SECTOR 1	SECTOR 2	LAP TIME	MPH	DIFF	TIME OF DAY
1 -		41.524	2:12.515	80.65	9.432	14:39:49.137
2 -	1:22.811	40.908	2:03.719 (3)	86.38	0.636	14:41:52.856
3 -	1:23.489	***40.528***	2:04.017	86.18	0.934	14:43:56.873
4 -	***1:22.002***	41.387	2:03.389 (2)	86.62	0.306	14:46:00.262
5 -	1:22.449	40.634	***2:03.083 (1)***	***86.83***		***14:48:03.345***

P7 44 Denzil DAVIES Suzuki - Advanced Mouldings Ltd

IDEAL LAP TIME : 2:02.367 BEST LAP TIME : 2:03.562 DIFFERENCE : 1.195

LAP	SECTOR 1	SECTOR 2	LAP TIME	MPH	DIFF	TIME OF DAY

Weather / Track : Sunny / Dry

Snetterton 300
Circuit Length = 2.9689 miles
Start: 14:37 Flag 14:47 End: 14:49

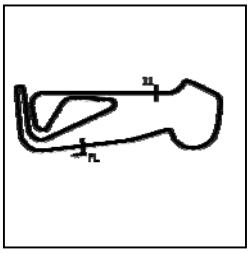

BMCRC Thunderbike Extreme

RACE 8 - SECTOR ANALYSIS

SECTOR 1 = FL to I1, SECTOR 2 = I1 to FL, DIFF = Difference To Personal Best Lap, P = Crossed Finish Line in Pit Lane, D = Time Disallowed

1 -		41.597	2:12.228		80.83	8.666	14:39:48.850
2 -	1:23.480	41.065	2:04.545		85.81	0.983	14:41:53.395
3 -	1:22.979	***40.888***	2:03.867	**(2)**	86.28	0.305	14:43:57.262
4 -	***1:21.479***	42.083	***2:03.562***	**(1)**	***86.49***		***14:46:00.824***
5 -	1:23.201	41.201	2:04.402	**(3)**	85.91	0.840	14:48:05.226

P8 41 David ABRAHAM Aprilia - Cambridge Motorcycles

IDEAL LAP TIME : 2:03.828 BEST LAP TIME : 2:03.991 DIFFERENCE : 0.163

LAP	SECTOR 1	SECTOR 2	LAP TIME		MPH	DIFF	TIME OF DAY
1 -		***41.232***	2:11.658		81.18	7.667	14:39:48.280
2 -	***1:22.596***	41.395	***2:03.991***	**(1)**	***86.20***		***14:41:52.271***
3 -	1:23.165	41.670	2:04.835	**(2)**	85.61	0.844	14:43:57.106
4 -	1:22.725	42.655	2:05.380	**(3)**	85.24	1.389	14:46:02.486
5 -	1:24.097	42.132	2:06.229		84.67	2.238	14:48:08.715

P9 43 Richard WILLSHER Yamaha - Willsher Plant

IDEAL LAP TIME : 2:02.952 BEST LAP TIME : 2:03.722 DIFFERENCE : 0.770

LAP	SECTOR 1	SECTOR 2	LAP TIME		MPH	DIFF	TIME OF DAY
1 -		41.793	2:13.050		80.33	9.328	14:39:49.672
2 -	1:23.110	42.024	2:05.134	**(3)**	85.41	1.412	14:41:54.806
3 -	1:22.768	***40.954***	***2:03.722***	**(1)**	***86.38***		***14:43:58.528***
4 -	***1:21.998***	41.819	2:03.817	**(2)**	86.32	0.095	14:46:02.345
5 -	1:26.617	42.817	2:09.434		82.57	5.712	14:48:11.779

P10 68 Michael RUSSELL Ducati -

IDEAL LAP TIME : 2:04.756 BEST LAP TIME : 2:04.756 DIFFERENCE : 0.000

LAP	SECTOR 1	SECTOR 2	LAP TIME		MPH	DIFF	TIME OF DAY
1 -		41.639	2:13.753		79.90	8.997	14:39:50.375
2 -	***1:23.390***	***41.366***	***2:04.756***	**(1)**	***85.67***		***14:41:55.131***
3 -	1:23.572	41.522	2:05.094	**(2)**	85.44	0.338	14:44:00.225
4 -	1:23.885	41.724	2:05.609	**(3)**	85.09	0.853	14:46:05.834
5 -	1:24.654	42.066	2:06.720		84.34	1.964	14:48:12.554

P11 85 Carl TUCKER Aprilia - Black & White Bikes, Bardney Racing, Lincs Repairs, Li

IDEAL LAP TIME : 2:06.382 BEST LAP TIME : 2:06.402 DIFFERENCE : 0.020

LAP	SECTOR 1	SECTOR 2	LAP TIME		MPH	DIFF	TIME OF DAY
1 -		42.584	2:16.697		78.18	10.295	14:39:53.319
2 -	1:24.952	42.664	2:07.616		83.75	1.214	14:42:00.935
3 -	1:25.238	42.070	2:07.308	**(3)**	83.95	0.906	14:44:08.243
4 -	***1:24.498***	41.904	***2:06.402***	**(1)**	***84.55***		***14:46:14.645***
5 -	1:25.057	***41.884***	2:06.941	**(2)**	84.19	0.539	14:48:21.586

P12 114 Ricky MARTIN Suzuki - T.B.R Performance

IDEAL LAP TIME : 2:06.270 BEST LAP TIME : 2:06.270 DIFFERENCE : 0.000

LAP	SECTOR 1	SECTOR 2	LAP TIME		MPH	DIFF	TIME OF DAY
1 -		42.687	2:17.203		77.89	10.933	14:39:53.825
2 -	1:24.723	42.914	2:07.637	**(3)**	83.73	1.367	14:42:01.462
3 -	1:25.118	42.173	2:07.291	**(2)**	83.96	1.021	14:44:08.753
4 -	***1:24.539***	***41.731***	***2:06.270***	**(1)**	***84.64***		***14:46:15.023***
5 -	1:25.180	42.721	2:07.901		83.56	1.631	14:48:22.924

P13 117 Raymond STAGG Suzuki -

IDEAL LAP TIME : 2:08.023 BEST LAP TIME : 2:08.023 DIFFERENCE : 0.000

LAP	SECTOR 1	SECTOR 2	LAP TIME		MPH	DIFF	TIME OF DAY
1 -		43.975	2:22.529		74.98	14.506	14:39:59.151
2 -	1:26.470	43.564	2:10.034	**(3)**	82.19	2.011	14:42:09.185
3 -	***1:25.186***	***42.837***	***2:08.023***	**(1)**	***83.48***		***14:44:17.208***
4 -	1:25.881	42.895	2:08.776	**(2)**	82.99	0.753	14:46:25.984

Weather / Track : Sunny / Dry

Snetterton 300
Circuit Length = 2.9689 miles
Start: 14:37 Flag 14:47 End: 14:49

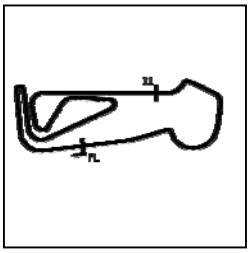

BMCRC Thunderbike Extreme

RACE 8 - SECTOR ANALYSIS

SECTOR 1 = FL to I1, SECTOR 2 = I1 to FL, DIFF = Difference To Personal Best Lap, P = Crossed Finish Line in Pit Lane, D = Time Disallowed

5 -	1:26.794	45.629	2:12.423	80.71	4.400	14:48:38.407

P14 22 Ben DOOLAN — Yamaha - my wallet

IDEAL LAP TIME : 2:10.590 BEST LAP TIME : 2:10.932 DIFFERENCE : 0.342

LAP	SECTOR 1	SECTOR 2	LAP TIME	MPH	DIFF	TIME OF DAY
1 -		***43.048***	2:18.869	76.96	7.937	14:39:55.491
2 -	1:28.829	44.300	2:13.129 **(3)**	80.28	2.197	14:42:08.620
3 -	***1:27.542***	43.485	2:11.027 **(2)**	81.57	0.095	14:44:19.647
4 -	1:27.624	43.308	***2:10.932*** **(1)**	***81.63***		***14:46:30.579***
5 -	1:27.576	45.771	2:13.347	80.15	2.415	14:48:43.926

P15 99 R Robert BREEN — Suzuki - Traxden Motorcycles

IDEAL LAP TIME : 2:10.717 BEST LAP TIME : 2:10.760 DIFFERENCE : 0.043

LAP	SECTOR 1	SECTOR 2	LAP TIME	MPH	DIFF	TIME OF DAY
1 -		44.557	2:23.054	74.71	12.294	14:39:59.676
2 -	1:28.370	44.577	2:12.947	80.39	2.187	14:42:12.623
3 -	1:27.948	43.935	2:11.883 **(3)**	81.04	1.123	14:44:24.506
4 -	1:27.797	***43.358***	2:11.155 **(2)**	81.49	0.395	14:46:35.661
5 -	***1:27.359***	43.401	***2:10.760*** **(1)**	***81.73***		***14:48:46.421***

P16 67 R Duncan WILLIAMS — Suzuki -

IDEAL LAP TIME : 2:11.690 BEST LAP TIME : 2:11.690 DIFFERENCE : 0.000

LAP	SECTOR 1	SECTOR 2	LAP TIME	MPH	DIFF	TIME OF DAY
1 -		43.932	2:21.091	75.75	9.401	14:39:57.713
2 -	1:28.079	43.932	2:12.011 **(2)**	80.96	0.321	14:42:09.724
3 -	***1:28.010***	***43.680***	***2:11.690*** **(1)**	***81.16***		***14:44:21.414***
4 -	1:28.468	44.213	2:12.681 **(3)**	80.55	0.991	14:46:34.095
5 -	1:29.032	44.057	2:13.089	80.30	1.399	14:48:47.184

P17 51 Michael HOGARTH — Honda - WHR Racing

IDEAL LAP TIME : 2:10.395 BEST LAP TIME : 2:10.395 DIFFERENCE : 0.000

LAP	SECTOR 1	SECTOR 2	LAP TIME	MPH	DIFF	TIME OF DAY
1 -		44.329	2:22.590	74.95	12.195	14:39:59.212
2 -	1:28.887	44.314	2:13.201	80.24	2.806	14:42:12.413
3 -	1:27.933	43.735	2:11.668 **(2)**	81.17	1.273	14:44:24.081
4 -	***1:27.173***	***43.222***	***2:10.395*** **(1)**	***81.96***		***14:46:34.476***
5 -	1:29.146	43.862	2:13.008 **(3)**	80.35	2.613	14:48:47.484

P18 35 R Stephen HARVEY — Yamaha -

IDEAL LAP TIME : 2:11.298 BEST LAP TIME : 2:11.298 DIFFERENCE : 0.000

LAP	SECTOR 1	SECTOR 2	LAP TIME	MPH	DIFF	TIME OF DAY
1 -		46.147	2:29.433	71.52	18.135	14:40:06.055
2 -	1:30.539	45.716	2:16.255	78.44	4.957	14:42:22.310
3 -	1:28.804	44.947	2:13.751 **(3)**	79.91	2.453	14:44:36.061
4 -	1:28.301	44.970	2:13.271 **(2)**	80.19	1.973	14:46:49.332
5 -	***1:26.902***	***44.396***	***2:11.298*** **(1)**	***81.40***		***14:49:00.630***

P19 10 R Alexandru TRAXLER — Yamaha - Traxden Motorcycles

IDEAL LAP TIME : 2:14.497 BEST LAP TIME : 2:14.805 DIFFERENCE : 0.308

LAP	SECTOR 1	SECTOR 2	LAP TIME	MPH	DIFF	TIME OF DAY
1 -		***45.030***	2:24.208	74.11	9.403	14:40:00.830
2 -	***1:29.467***	45.359	2:14.826 **(2)**	79.27	0.021	14:42:15.656
3 -	1:29.672	45.996	2:15.668	78.78	0.863	14:44:31.324
4 -	1:29.492	45.313	***2:14.805*** **(1)**	***79.28***		***14:46:46.129***
5 -	1:30.058	45.255	2:15.313 **(3)**	78.98	0.508	14:49:01.442

Weather / Track : Sunny / Dry

Snetterton 300
Circuit Length = 2.9689 miles
Start: 14:37 Flag 14:47 End: 14:49

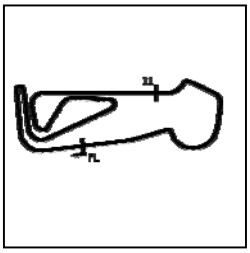

BMCRC Thunderbike Extreme

RACE 8 - SECTOR ANALYSIS

SECTOR 1 = FL to I1, SECTOR 2 = I1 to FL, DIFF = Difference To Personal Best Lap, P = Crossed Finish Line in Pit Lane, D = Time Disallowed

P20 46 Adrian DRAPER
Suzuki - droopy racing uk

IDEAL LAP TIME : 2:16.771 BEST LAP TIME : 2:17.144 DIFFERENCE : 0.373

LAP	SECTOR 1	SECTOR 2	LAP TIME	MPH	DIFF	TIME OF DAY
1 -		46.847	2:29.624	71.43	12.480	14:40:06.246
2 -	1:33.080	46.943	2:20.023	76.33	2.879	14:42:26.269
3 -	1:32.703	46.834	2:19.537 (3)	76.59	2.393	14:44:45.806
4 -	1:31.354	***45.999***	2:17.353 (2)	77.81	0.209	14:47:03.159
5 -	***1:30.772***	46.372	***2:17.144 (1)***	***77.93***		***14:49:20.303***

P21 48 R Peter FUNNELL
Honda -

IDEAL LAP TIME : 2:18.772 BEST LAP TIME : 2:19.253 DIFFERENCE : 0.481

LAP	SECTOR 1	SECTOR 2	LAP TIME	MPH	DIFF	TIME OF DAY
1 -		47.133	2:29.204	71.63	9.951	14:40:05.826
2 -	1:33.279	46.750	2:20.029 (3)	76.32	0.776	14:42:25.855
3 -	***1:32.523***	46.730	***2:19.253 (1)***	***76.75***		***14:44:45.108***
4 -	1:33.029	***46.249***	2:19.278 (2)	76.73	0.025	14:47:04.386
5 -	1:32.817	47.334	2:20.151	76.26	0.898	14:49:24.537

P22 130 R Fraser GRINSTEAD
Suzuki - TRAPDOOR RACING

IDEAL LAP TIME : 2:42.835 BEST LAP TIME : 2:43.757 DIFFERENCE : 0.922

LAP	SECTOR 1	SECTOR 2	LAP TIME	MPH	DIFF	TIME OF DAY
1 -		***54.324***	2:51.420	62.35	7.663	14:40:28.042
2 -	1:50.819	54.767	2:45.586 (3)	64.54	1.829	14:43:13.628
3 -	***1:48.511***	55.246	***2:43.757 (1)***	***65.26***		***14:45:57.385***
4 -	1:49.603	54.783	2:44.386 (2)	65.01	0.629	14:48:41.771

P23 18 R Stuart ALBON
Suzuki -

IDEAL LAP TIME : 2:44.507 BEST LAP TIME : 2:45.326 DIFFERENCE : 0.819

LAP	SECTOR 1	SECTOR 2	LAP TIME	MPH	DIFF	TIME OF DAY
1 -		56.029	2:54.967	61.08	9.641	14:40:31.589
2 -	***1:49.609***	55.828	2:45.437 (3)	64.60	0.111	14:43:17.026
3 -	1:50.356	55.060	2:45.416 (2)	64.61	0.090	14:46:02.442
4 -	1:50.428	***54.898***	***2:45.326 (1)***	***64.64***		***14:48:47.768***

P24 69 Tony RUSSO
Suzuki - Titan Elevators

IDEAL LAP TIME : 2:00.851 BEST LAP TIME : 2:00.851 DIFFERENCE : 0.000

LAP	SECTOR 1	SECTOR 2	LAP TIME	MPH	DIFF	TIME OF DAY
1 -		40.546	2:09.248	82.69	8.397	14:39:45.870
2 -	1:20.975	40.120	2:01.095 (2)	88.26	0.244	14:41:46.965
3 -	***1:20.825***	***40.026***	***2:00.851 (1)***	***88.44***		***14:43:47.816***
4 -	1:21.300	40.618	2:01.918 (3)	87.66	1.067	14:45:49.734

P25 49 Ross MCLURG
Suzuki - E.D.I Building / Steve Jordan Motorcycles

IDEAL LAP TIME : 2:01.045 BEST LAP TIME : 2:01.306 DIFFERENCE : 0.261

LAP	SECTOR 1	SECTOR 2	LAP TIME	MPH	DIFF	TIME OF DAY
1 -		***40.108***	2:08.034	83.47	6.728	14:39:44.656
2 -	1:21.284	40.516	2:01.800 (2)	87.75	0.494	14:41:46.456
3 -	***1:20.937***	40.369	***2:01.306 (1)***	***88.10***		***14:43:47.762***
4 -	1:22.420	40.277	2:02.697 (3)	87.10	1.391	14:45:50.459

P26 52 Barry MANTELL
Honda - Swedish car connection

IDEAL LAP TIME : 2:10.298 BEST LAP TIME : 2:10.534 DIFFERENCE : 0.236

LAP	SECTOR 1	SECTOR 2	LAP TIME	MPH	DIFF	TIME OF DAY
1 -		***43.546***	2:22.777	74.85	12.243	14:39:59.399
2 -	***1:26.752***	43.782	***2:10.534 (1)***	***81.87***		***14:42:09.933***

Weather / Track : Sunny / Dry

Snetterton 300
Circuit Length = 2.9689 miles
Start: 14:37 Flag 14:47 End: 14:49

BMCRC Thunderbike Extreme

RACE 8 - SECTOR ANALYSIS

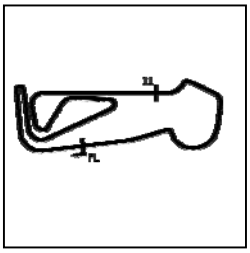

SECTOR 1 = FL to I1, SECTOR 2 = I1 to FL, DIFF = Difference To Personal Best Lap, P = Crossed Finish Line in Pit Lane, D = Time Disallowed

P27 131 Doug EDMONDSON Yamaha - Anyone want to lend me a bike for the Classic TT 201

IDEAL LAP TIME : BEST LAP TIME : DIFFERENCE :

LAP	SECTOR 1	SECTOR 2	LAP TIME	MPH	DIFF	TIME OF DAY
1 -		***41.113***	2:13.921	79.80		14:39:50.543

P28 37 Robert MARSH Kawasaki -

IDEAL LAP TIME : BEST LAP TIME : DIFFERENCE :

LAP	SECTOR 1	SECTOR 2	LAP TIME	MPH	DIFF	TIME OF DAY
1 -		***44.867***	2:22.009	75.26		14:39:58.631

P29 83 R Glen CADRUVI Suzuki - Kent Commercial Laundry Repairs

IDEAL LAP TIME : BEST LAP TIME : DIFFERENCE :

LAP	SECTOR 1	SECTOR 2	LAP TIME	MPH	DIFF	TIME OF DAY
1 -		***47.349***	2:30.810	70.87		14:40:07.432

Weather / Track : Sunny / Dry

Snetterton 300
Circuit Length = 2.9689 miles
Start: 14:37 Flag 14:47 End: 14:49

BMCRC Thunderbike Extreme

RACE 8 - BEST SECTORS

SECTOR 1

POS	NO	NAME	TIME
1	76	BYARD	**1:19.341**
2	169	SETON	**1:19.984**
3	69	RUSSO	**1:20.825**
4	49	MCLURG	**1:20.937**
5	64	CHAMBERLAIN	**1:21.248**
6	40	SHELVEY	**1:21.347**
7	44	DAVIES	**1:21.479**
8	43	WILLSHER	**1:21.998**
9	42	WOOD	**1:22.002**
10	82	HINNELLS	**1:22.084**
11	41	ABRAHAM	**1:22.596**
12	68	RUSSELL	**1:23.390**
13	85	TUCKER	**1:24.498**
14	114	MARTIN	**1:24.539**
15	117	STAGG	**1:25.186**
16	52	MANTELL	**1:26.752**
17	35	HARVEY	**1:26.902**
18	51	HOGARTH	**1:27.173**
19	99	BREEN	**1:27.359**
20	22	DOOLAN	**1:27.542**
21	67	WILLIAMS	**1:28.010**
22	10	TRAXLER	**1:29.467**
23	46	DRAPER	**1:30.772**
24	48	FUNNELL	**1:32.523**
25	130	GRINSTEAD	**1:48.511**
26	18	ALBON	**1:49.609**
27			
28			
29			
30			
31			
32			
33			

SECTOR 2

NO	NAME	TIME
76	BYARD	**39.402**
69	RUSSO	**40.026**
49	MCLURG	**40.108**
169	SETON	**40.192**
42	WOOD	**40.528**
82	HINNELLS	**40.543**
40	SHELVEY	**40.690**
64	CHAMBERLAIN	**40.793**
44	DAVIES	**40.888**
43	WILLSHER	**40.954**
131	EDMONDSON	**41.113**
41	ABRAHAM	**41.232**
68	RUSSELL	**41.366**
114	MARTIN	**41.731**
85	TUCKER	**41.884**
117	STAGG	**42.837**
22	DOOLAN	**43.048**
51	HOGARTH	**43.222**
99	BREEN	**43.358**
52	MANTELL	**43.546**
67	WILLIAMS	**43.680**
35	HARVEY	**44.396**
37	MARSH	**44.867**
10	TRAXLER	**45.030**
46	DRAPER	**45.999**
48	FUNNELL	**46.249**
83	CADRUVI	**47.349**
130	GRINSTEAD	**54.324**
18	ALBON	**54.898**

IDEAL / BEST COMPARISON

			IDEAL	BEST	DIFF
		PERFECT LAP	1:58.743		
1	76	BYARD	1:58.743	1:59.024	0.281
2	169	SETON	2:00.176	2:00.484	0.308
3	69	RUSSO	2:00.851	2:00.851	0.000
4	49	MCLURG	2:01.045	2:01.306	0.261
5	40	SHELVEY	2:02.037	2:02.037	0.000
6	64	CHAMBERLAIN	2:02.041	2:02.056	0.015
7	44	DAVIES	2:02.367	2:03.562	1.195
8	42	WOOD	2:02.530	2:03.083	0.553
9	82	HINNELLS	2:02.627	2:02.746	0.119
10	43	WILLSHER	2:02.952	2:03.722	0.770
11	41	ABRAHAM	2:03.828	2:03.991	0.163
12	68	RUSSELL	2:04.756	2:04.756	0.000
13	114	MARTIN	2:06.270	2:06.270	0.000
14	85	TUCKER	2:06.382	2:06.402	0.020
15	117	STAGG	2:08.023	2:08.023	0.000
16	52	MANTELL	2:10.298	2:10.534	0.236
17	51	HOGARTH	2:10.395	2:10.395	0.000
18	22	DOOLAN	2:10.590	2:10.932	0.342
19	99	BREEN	2:10.717	2:10.760	0.043
20	35	HARVEY	2:11.298	2:11.298	0.000
21	67	WILLIAMS	2:11.690	2:11.690	0.000
22	10	TRAXLER	2:14.497	2:14.805	0.308
23	46	DRAPER	2:16.771	2:17.144	0.373
24	48	FUNNELL	2:18.772	2:19.253	0.481
25	130	GRINSTEAD	2:42.835	2:43.757	0.922
26	18	ALBON	2:44.507	2:45.326	0.819
27	131	EDMONDSON			
28	37	MARSH			
29	83	CADRUVI			

Weather / Track : Sunny / Dry

Snetterton 300
Circuit Length = 2.9689 miles
Start: 14:37 Flag 14:47 End: 14:49

Results can be found at www.tsl-timing.com

Printed - 15:35 Saturday, 19 May 2018

Steve Jordan motorcycles

BMCRC Thunderbike Extreme

RACE 16 - GRID (5 Laps)

ROW 12	36	84	Steven WAINE	35	16	Matthew WREN	34	15 Stacey KILLWORTH
ROW 11	33	25	Harrison DAY	32	5	Nick BISHOP	31	81 David FERGUSON
ROW 10	30	258	Ande FRIEND	29	83	Glen CADRUVI	28	37 Robert MARSH
ROW 9	27	131	Doug EDMONDSON	26	18	2:45.326 Stuart ALBON	25	130 2:43.757 Fraser GRINSTEAD
ROW 8	24	48	2:19.253 Peter FUNNELL	23	46	2:17.144 Adrian DRAPER	22	10 2:14.805 Alexandru TRAXLER
ROW 7	21	67	2:11.690 Duncan WILLIAMS	20	35	2:11.298 Stephen HARVEY	19	22 2:10.932 Ben DOOLAN
ROW 6	18	99	2:10.760 Robert BREEN	17	52	2:10.534 Barry MANTELL	16	51 2:10.395 Michael HOGARTH
ROW 5	15	117	2:08.023 Raymond STAGG	14	85	2:06.402 Carl TUCKER	13	114 2:06.270 Ricky MARTIN
ROW 4	12	68	2:04.756 Michael RUSSELL	11	41	2:03.991 David ABRAHAM	10	43 2:03.722 Richard WILLSHER
ROW 3	9	44	2:03.562 Denzil DAVIES	8	42	2:03.083 Alan WOOD	7	82 2:02.746 Matt HINNELLS
ROW 2	6	64	2:02.056 Barry CHAMBERLAIN	5	40	2:02.037 David SHELVEY	4	49 2:01.306 Ross MCLURG
ROW 1	3	69	2:00.851 Tony RUSSO	2	169	2:00.484 Phil SETON	1	76 1:59.024 Jason BYARD

Pole

Snetterton 300
Circuit Length = 2.9689 miles

These results are provisional until the conclusion of any judicial and technical matters.

Clerk Of Course :		Timekeeper :

Results can be found at www.tsl-timing.com

Printed - 15:39 Saturday, 19 May 2018

TSL SPORTS TIMING TIMING SOLUTIONS LTD

MRO

Steve Jordan motorcycles

BMCRC Thunderbike Extreme

RACE 16 - CLASSIFICATION

POS	NO	CL	PIC	NAME	ENTRY	LAPS	TIME	GAP	DIFF	MPH	BEST	ON
1	**76**		1	Jason BYARD	Suzuki - May Construction	**5**	10:09.071			87.74	**2:00.165**	4
2	**169**		2	Phil SETON	Yamaha -	**5**	10:11.267	**2.196**	2.196	87.42	**1:59.860**	5
3	**64**		3	Barry CHAMBERLAIN	Suzuki - Airsys.co.uk	**5**	10:20.155	**11.084**	8.888	86.17	**2:02.139**	2
4	**82**		4	Matt HINNELLS	Aprilia - Bears repairs/Jamie Vale Carpentry	**5**	10:20.433	**11.362**	0.278	86.13	**2:02.397**	5
5	**42**		5	Alan WOOD	Suzuki - J.Clubb Aggregates & Concrete	**5**	10:22.474	**13.403**	2.041	85.85	**2:02.661**	4
6	**40**		6	David SHELVEY	Suzuki - ymark.com	**5**	10:25.901	**16.830**	3.427	85.38	**2:02.335**	4
7	**44**		7	Denzil DAVIES	Suzuki - Advanced Mouldings Ltd	**5**	10:29.744	**20.673**	3.843	84.86	**2:03.419**	3
8	**41**		8	David ABRAHAM	Aprilia - Cambridge Motorcycles	**5**	10:32.552	**23.481**	2.808	84.48	**2:04.432**	4
9	**68**		9	Michael RUSSELL	Ducati -	**5**	10:33.558	**24.487**	1.006	84.34	**2:04.803**	3
10	**43**		10	Richard WILLSHER	Yamaha - Willsher Plant	**5**	10:35.544	**26.473**	1.986	84.08	**2:03.834**	4
11	**85**		11	Carl TUCKER	Aprilia - Black & White Bikes, Bardney Racing, Lincs	**5**	10:35.779	**26.708**	0.235	84.05	**2:03.697**	4
12	**114**		12	Ricky MARTIN	Suzuki - T.B.R Performance	**5**	10:38.090	**29.019**	2.311	83.75	**2:05.099**	5
13	**258**		13	Ande FRIEND	Suzuki - Flying colours MCT	**5**	10:44.146	**35.075**	6.056	82.96	**2:05.464**	4
14	**131**		14	Doug EDMONDSON	Yamaha - Anyone want to lend me a bike for the Cla	**5**	10:45.487	**36.416**	1.341	82.79	**2:06.107**	3
15	**16**		15	Matthew WREN	Suzuki - Broken Matt	**5**	10:45.699	**36.628**	0.212	82.76	**2:06.341**	4
16	**15**		16	Stacey KILLWORTH	Honda - BK/Everns	**5**	10:55.772	**46.701**	10.073	81.49	**2:08.626**	3
17	**117**		17	Raymond STAGG	Suzuki -	**5**	10:59.127	**50.056**	3.355	81.07	**2:09.325**	4
18	**99**	R	1	Robert BREEN	Suzuki - Traxden Motorcycles	**5**	11:01.761	**52.690**	2.634	80.75	**2:08.799**	5
19	**51**		18	Michael HOGARTH	Honda - WHR Racing	**5**	11:02.772	**53.701**	1.011	80.63	**2:10.032**	4
20	**22**		19	Ben DOOLAN	Yamaha - my wallet	**5**	11:03.380	**54.309**	0.608	80.55	**2:09.668**	5
21	**67**	R	2	Duncan WILLIAMS	Suzuki -	**5**	11:15.769	**1:06.698**	12.389	79.08	**2:12.328**	3
22	**10**	R	3	Alexandru TRAXLER	Yamaha - Traxden Motorcycles	**5**	11:16.061	**1:06.990**	0.292	79.04	**2:12.148**	5
23	**46**		20	Adrian DRAPER	Suzuki - droopy racing uk	**5**	11:37.444	**1:28.373**	21.383	76.62	**2:16.804**	4
24	**48**	R	4	Peter FUNNELL	Honda -	**5**	11:50.159	**1:41.088**	12.715	75.25	**2:19.490**	2
25	**83**	R	5	Glen CADRUVI	Suzuki - Kent Commercial Laundry Repairs	**5**	11:51.898	**1:42.827**	1.739	75.06	**2:17.506**	5
26	**130**	R	6	Fraser GRINSTEAD	Suzuki - TRAPDOOR RACING	**4**	10:49.549	**1 Lap**	1 Lap	65.81	**2:38.295**	4
					NOT CLASSIFIED							
DNF	**69**			Tony RUSSO	Suzuki - Titan Elevators	**4**	8:17.004	**1 Lap**		86.02	**2:01.801**	4
DNF	**52**			Barry MANTELL	Honda - Swedish car connection	**3**	6:40.016	**2 Laps**	1 Lap	80.15	**2:08.847**	2
DNF	**18**	R		Stuart ALBON	Suzuki -	**3**	8:13.425	**2 Laps**	1:33.409	64.98	**2:39.257**	3
DNF	**81**			David FERGUSON	Suzuki -	**2**	5:08.972	**3 Laps**	1 Lap	69.18	**2:27.575**	2
DQ	**35 ***	R		Stephen HARVEY	Yamaha -	**0**						

FASTEST LAP

169		Phil SETON	Yamaha -	**5**	1:59.860	89.17 mph	143.50 kph
99	R	Robert BREEN	Suzuki - Traxden Motorcycles	**5**	2:08.799	82.98 mph	133.54 kph

***No 35 - Disqualified from race result, technical infringement**
Class - 92.5% of Race Speed = 81.15 mph
Class R - 92.5% of Race Speed = 74.69 mph

Snetterton 300
Circuit Length = 2.9689 miles
Start: 17:07 Flag 17:17 End: 17:19

Weather / Track : Sunny / Dry
These results are provisional until the conclusion of any judicial and technical matters.

Clerk Of Course :		Timekeeper :

Results can be found at www.tsl-timing.com

Printed - 18:04 Saturday, 19 May 2018

BRITISH MOTOR CYCLE RACING CLUB

TSL SPORTS TIMING TIMING SOLUTIONS LTD

MRO

BMCRC Thunderbike Extreme

RACE 16 - LAP CHART

LAP 1 @ 17:09:29.833

NO	BEHIND	LAP TIME
76		2:06.122
169	3.462	2:09.584
64	3.758	2:09.880
82	3.832	2:09.954
42	4.187	2:10.309
69	4.472	2:10.594
40	5.906	2:12.028
68	6.441	2:12.563
44	6.670	2:12.792
41	7.720	2:13.842
43	8.889	2:15.011
85	9.321	2:15.443
114	9.917	2:16.039
16	10.769	2:16.891
131	11.344	2:17.466
52	11.391	2:17.513
117	12.903	2:19.025
258	13.049	2:19.171
15	13.544	2:19.666
51	14.276	2:20.398
22	14.662	2:20.784
67	15.140	2:21.262
99	16.127	2:22.249
10	18.059	2:24.181
46	20.945	2:27.067
48	23.505	2:29.627
83	26.354	2:32.476
81	35.275	2:41.397
130	43.831	2:49.953
18	45.681	2:51.803

LAP 2 @ 17:11:30.829

NO	BEHIND	LAP TIME
76		2:00.996
169	3.105	2:00.639
64	4.901	2:02.139
82	5.381	2:02.545
69	5.742	2:02.266
42	7.244	2:04.053
40	9.106	2:04.196
44	9.508	2:03.834
68	10.635	2:05.190
41	11.348	2:04.624
43	12.848	2:04.955
85	14.066	2:05.741
114	15.057	2:06.136
16	16.392	2:06.619
131	16.920	2:06.572
258	17.643	2:05.590
52	19.242	2:08.847
117	21.252	2:09.345
15	21.368	2:08.820
51	24.066	2:10.786
22	24.571	2:10.905
99	25.687	2:10.556
67	27.348	2:13.204
10	30.185	2:13.122
46	37.958	2:18.009
48	41.999	2:19.490
83	45.051	2:19.693
81	1:01.854	2:27.575
130	1:25.481	2:42.646
18	1:27.050	2:42.365

LAP 3 @ 17:13:31.631

NO	BEHIND	LAP TIME
76		2:00.802
169	2.739	2:00.436
69	7.283	2:02.343
64	7.521	2:03.422
82	7.623	2:03.044
42	9.222	2:02.780
40	10.852	2:02.548
44	12.125	2:03.419
68	14.636	2:04.803
41	15.068	2:04.522
43	16.452	2:04.406
85	17.446	2:04.182
114	19.858	2:05.603
131	22.225	2:06.107
16	22.854	2:07.264
258	24.587	2:07.746
15	29.192	2:08.626
117	31.520	2:11.070
52	32.096	2:13.656
51	34.018	2:10.754
22	34.625	2:10.856
99	34.793	2:09.908
67	38.874	2:12.328
10	42.803	2:13.420
46	54.418	2:17.262
48	1:01.188	2:19.991
83	1:05.804	2:21.555

LAP 4 @ 17:15:31.796

NO	BEHIND	LAP TIME
76		2:00.165
130	1 Lap	2:38.655
169	3.322	2:00.748
18	1 Lap	2:39.257
69	8.919	2:01.801
64	9.662	2:02.306
82	9.951	2:02.493
42	11.718	2:02.661
40	13.022	2:02.335
44	16.229	2:04.269
41	19.335	2:04.432
68	19.880	2:05.409
43	20.121	2:03.834
85	20.978	2:03.697
114	24.906	2:05.213
131	28.712	2:06.652
16	29.030	2:06.341
258	29.886	2:05.464
15	37.924	2:08.897
117	40.680	2:09.325
51	43.885	2:10.032
99	44.877	2:10.249
22	45.627	2:11.167
67	53.498	2:14.789
10	55.828	2:13.190
46	1:11.057	2:16.804
48	1:21.976	2:20.953
83	1:26.307	2:20.668

LAP 5 @ 17:17:32.782

NO	BEHIND	LAP TIME
76		2:00.986
169	2.196	1:59.860
64	11.084	2:02.408
82	11.362	2:02.397
42	13.403	2:02.671
40	16.830	2:04.794
44	20.673	2:05.430
41	23.481	2:05.132
68	24.487	2:05.593
43	26.473	2:07.338
85	26.708	2:06.716
114	29.019	2:05.099
258	35.075	2:06.175
131	36.416	2:08.690
16	36.628	2:08.584
130	1 Lap	2:38.295
15	46.701	2:09.763
117	50.056	2:10.362
99	52.690	2:08.799
51	53.701	2:10.802
22	54.309	2:09.668
67	1:06.698	2:14.186
10	1:06.990	2:12.148
46	1:28.373	2:18.302
48	1:41.088	2:20.098
83	1:42.827	2:17.506

Weather / Track : Sunny / Dry

Snetterton 300
Circuit Length = 2.9689 miles
Start: 17:07 Flag 17:17 End: 17:19

Results can be found at www.tsl-timing.com

Printed - 18:05 Saturday, 19 May 2018

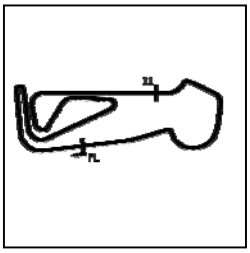

BMCRC Thunderbike Extreme

RACE 16 - SECTOR ANALYSIS

SECTOR 1 = FL to I1, SECTOR 2 = I1 to FL, DIFF = Difference To Personal Best Lap, P = Crossed Finish Line in Pit Lane, D = Time Disallowed

P1 76 Jason BYARD
Suzuki - May Construction

IDEAL LAP TIME : 2:00.008 BEST LAP TIME : 2:00.165 DIFFERENCE : 0.157

LAP	SECTOR 1	SECTOR 2	LAP TIME	MPH	DIFF	TIME OF DAY
1 -		40.467	2:06.122	84.74	5.957	17:09:29.833
2 -	1:20.574	40.422	2:00.996	88.33	0.831	17:11:30.829
3 -	1:20.465	40.337	2:00.802 **(2)**	88.47	0.637	17:13:31.631
4 -	***1:19.760***	40.405	***2:00.165*** **(1)**	***88.94***		***17:15:31.796***
5 -	1:20.738	***40.248***	2:00.986 **(3)**	88.34	0.821	17:17:32.782

P2 169 Phil SETON
Yamaha -

IDEAL LAP TIME : 1:59.860 BEST LAP TIME : 1:59.860 DIFFERENCE : 0.000

LAP	SECTOR 1	SECTOR 2	LAP TIME	MPH	DIFF	TIME OF DAY
1 -		41.053	2:09.584	82.47	9.724	17:09:33.295
2 -	1:20.567	40.072	2:00.639 **(3)**	88.59	0.779	17:11:33.934
3 -	1:20.421	40.015	2:00.436 **(2)**	88.74	0.576	17:13:34.370
4 -	1:20.363	40.385	2:00.748	88.51	0.888	17:15:35.118
5 -	***1:19.872***	***39.988***	***1:59.860*** **(1)**	***89.17***		***17:17:34.978***

P3 64 Barry CHAMBERLAIN
Suzuki - Airsys.co.uk

IDEAL LAP TIME : 2:01.894 BEST LAP TIME : 2:02.139 DIFFERENCE : 0.245

LAP	SECTOR 1	SECTOR 2	LAP TIME	MPH	DIFF	TIME OF DAY
1 -		41.582	2:09.880	82.29	7.741	17:09:33.591
2 -	***1:21.349***	40.790	***2:02.139*** **(1)**	***87.50***		***17:11:35.730***
3 -	1:21.998	41.424	2:03.422	86.59	1.283	17:13:39.152
4 -	1:21.761	***40.545***	2:02.306 **(2)**	87.38	0.167	17:15:41.458
5 -	1:21.638	40.770	2:02.408 **(3)**	87.31	0.269	17:17:43.866

P4 82 Matt HINNELLS
Aprilia - Bears repairs/Jamie Vale Carpentry

IDEAL LAP TIME : 2:02.383 BEST LAP TIME : 2:02.397 DIFFERENCE : 0.014

LAP	SECTOR 1	SECTOR 2	LAP TIME	MPH	DIFF	TIME OF DAY
1 -		41.383	2:09.954	82.24	7.557	17:09:33.665
2 -	1:21.861	***40.684***	2:02.545 **(3)**	87.21	0.148	17:11:36.210
3 -	1:22.160	40.884	2:03.044	86.86	0.647	17:13:39.254
4 -	1:21.704	40.789	2:02.493 **(2)**	87.25	0.096	17:15:41.747
5 -	***1:21.699***	40.698	***2:02.397*** **(1)**	***87.32***		***17:17:44.144***

P5 42 Alan WOOD
Suzuki - J.Clubb Aggregates & Concrete

IDEAL LAP TIME : 2:02.330 BEST LAP TIME : 2:02.661 DIFFERENCE : 0.331

LAP	SECTOR 1	SECTOR 2	LAP TIME	MPH	DIFF	TIME OF DAY
1 -		40.640	2:10.309	82.02	7.648	17:09:34.020
2 -	1:23.422	40.631	2:04.053	86.15	1.392	17:11:38.073
3 -	***1:22.083***	40.697	2:02.780 **(3)**	87.05	0.119	17:13:40.853
4 -	1:22.414	***40.247***	***2:02.661*** **(1)**	***87.13***		***17:15:43.514***
5 -	1:22.379	40.292	2:02.671 **(2)**	87.12	0.010	17:17:46.185

P6 40 David SHELVEY
Suzuki - ymark.com

IDEAL LAP TIME : 2:02.335 BEST LAP TIME : 2:02.335 DIFFERENCE : 0.000

LAP	SECTOR 1	SECTOR 2	LAP TIME	MPH	DIFF	TIME OF DAY
1 -		41.601	2:12.028	80.95	9.693	17:09:35.739
2 -	1:23.236	40.960	2:04.196 **(3)**	86.05	1.861	17:11:39.935
3 -	1:21.738	40.810	2:02.548 **(2)**	87.21	0.213	17:13:42.483
4 -	***1:21.678***	***40.657***	***2:02.335*** **(1)**	***87.36***		***17:15:44.818***
5 -	1:23.504	41.290	2:04.794	85.64	2.459	17:17:49.612

P7 44 Denzil DAVIES
Suzuki - Advanced Mouldings Ltd

IDEAL LAP TIME : 2:03.419 BEST LAP TIME : 2:03.419 DIFFERENCE : 0.000

LAP	SECTOR 1	SECTOR 2	LAP TIME	MPH	DIFF	TIME OF DAY

Weather / Track : Sunny / Dry

Snetterton 300
Circuit Length = 2.9689 miles
Start: 17:07 Flag 17:17 End: 17:19

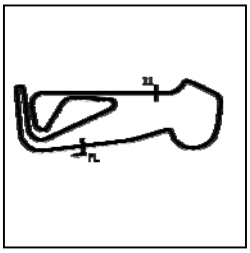

BMCRC Thunderbike Extreme

RACE 16 - SECTOR ANALYSIS

SECTOR 1 = FL to I1, SECTOR 2 = I1 to FL, DIFF = Difference To Personal Best Lap, P = Crossed Finish Line in Pit Lane, D = Time Disallowed

1 -		41.328	2:12.792		80.48	9.373	17:09:36.503
2 -	1:22.626	41.208	2:03.834	(2)	86.30	0.415	17:11:40.337
3 -	***1:22.350***	***41.069***	***2:03.419***	**(1)**	***86.59***		***17:13:43.756***
4 -	1:23.055	41.214	2:04.269	(3)	86.00	0.850	17:15:48.025
5 -	1:23.896	41.534	2:05.430		85.21	2.011	17:17:53.455

P8 41 David ABRAHAM Aprilia - Cambridge Motorcycles

IDEAL LAP TIME : 2:04.293 BEST LAP TIME : 2:04.432 DIFFERENCE : 0.139

LAP	SECTOR 1	SECTOR 2	LAP TIME		MPH	DIFF	TIME OF DAY
1 -		***41.211***	2:13.842		79.85	9.410	17:09:37.553
2 -	1:23.103	41.521	2:04.624	(3)	85.76	0.192	17:11:42.177
3 -	1:23.107	41.415	2:04.522	(2)	85.83	0.090	17:13:46.699
4 -	***1:23.082***	41.350	***2:04.432***	**(1)**	***85.89***		***17:15:51.131***
5 -	1:23.807	41.325	2:05.132		85.41	0.700	17:17:56.263

P9 68 Michael RUSSELL Ducati -

IDEAL LAP TIME : 2:04.520 BEST LAP TIME : 2:04.803 DIFFERENCE : 0.283

LAP	SECTOR 1	SECTOR 2	LAP TIME		MPH	DIFF	TIME OF DAY
1 -		41.454	2:12.563		80.62	7.760	17:09:36.274
2 -	1:23.953	41.237	2:05.190	(2)	85.37	0.387	17:11:41.464
3 -	***1:23.293***	41.510	***2:04.803***	**(1)**	***85.63***		***17:13:46.267***
4 -	1:23.498	41.911	2:05.409	(3)	85.22	0.606	17:15:51.676
5 -	1:24.366	***41.227***	2:05.593		85.10	0.790	17:17:57.269

P10 43 Richard WILLSHER Yamaha - Willsher Plant

IDEAL LAP TIME : 2:03.640 BEST LAP TIME : 2:03.834 DIFFERENCE : 0.194

LAP	SECTOR 1	SECTOR 2	LAP TIME		MPH	DIFF	TIME OF DAY
1 -		41.840	2:15.011		79.16	11.177	17:09:38.722
2 -	1:23.321	41.634	2:04.955	(3)	85.53	1.121	17:11:43.677
3 -	1:23.236	***41.170***	2:04.406	(2)	85.91	0.572	17:13:48.083
4 -	***1:22.470***	41.364	***2:03.834***	**(1)**	***86.30***		***17:15:51.917***
5 -	1:25.333	42.005	2:07.338		83.93	3.504	17:17:59.255

P11 85 Carl TUCKER Aprilia - Black & White Bikes, Bardney Racing, Lincs Repairs, Li

IDEAL LAP TIME : 2:03.611 BEST LAP TIME : 2:03.697 DIFFERENCE : 0.086

LAP	SECTOR 1	SECTOR 2	LAP TIME		MPH	DIFF	TIME OF DAY
1 -		41.715	2:15.443		78.91	11.746	17:09:39.154
2 -	1:24.048	41.693	2:05.741	(3)	85.00	2.044	17:11:44.895
3 -	1:23.101	***41.081***	2:04.182	(2)	86.06	0.485	17:13:49.077
4 -	***1:22.530***	41.167	***2:03.697***	**(1)**	***86.40***		***17:15:52.774***
5 -	1:25.010	41.706	2:06.716		84.34	3.019	17:17:59.490

P12 114 Ricky MARTIN Suzuki - T.B.R Performance

IDEAL LAP TIME : 2:05.052 BEST LAP TIME : 2:05.099 DIFFERENCE : 0.047

LAP	SECTOR 1	SECTOR 2	LAP TIME		MPH	DIFF	TIME OF DAY
1 -		42.117	2:16.039		78.56	10.940	17:09:39.750
2 -	1:23.728	42.408	2:06.136		84.73	1.037	17:11:45.886
3 -	1:23.481	42.122	2:05.603	(3)	85.09	0.504	17:13:51.489
4 -	***1:23.289***	41.924	2:05.213	(2)	85.35	0.114	17:15:56.702
5 -	1:23.336	***41.763***	***2:05.099***	**(1)**	***85.43***		***17:18:01.801***

P13 258 Ande FRIEND Suzuki - Flying colours MCT

IDEAL LAP TIME : 2:05.080 BEST LAP TIME : 2:05.464 DIFFERENCE : 0.384

LAP	SECTOR 1	SECTOR 2	LAP TIME		MPH	DIFF	TIME OF DAY
1 -		42.861	2:19.171		76.79	13.707	17:09:42.882
2 -	1:24.010	41.580	2:05.590	(2)	85.10	0.126	17:11:48.472
3 -	1:24.852	42.894	2:07.746		83.66	2.282	17:13:56.218
4 -	1:24.030	***41.434***	***2:05.464***	**(1)**	***85.18***		***17:16:01.682***

Weather / Track : Sunny / Dry

Snetterton 300
Circuit Length = 2.9689 miles
Start: 17:07 Flag 17:17 End: 17:19

BMCRC Thunderbike Extreme

RACE 16 - SECTOR ANALYSIS

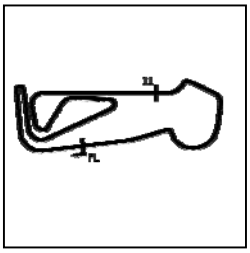

SECTOR 1 = FL to I1, SECTOR 2 = I1 to FL, DIFF = Difference To Personal Best Lap, P = Crossed Finish Line in Pit Lane, D = Time Disallowed

5 -	***1:23.646***	42.529	2:06.175 **(3)**	84.70	0.711	17:18:07.857

P14 131 Doug EDMONDSON Yamaha - Anyone want to lend me a bike for the Classic TT 201

IDEAL LAP TIME : 2:06.051 BEST LAP TIME : 2:06.107 DIFFERENCE : 0.056

LAP	SECTOR 1	SECTOR 2	LAP TIME	MPH	DIFF	TIME OF DAY
1 -		42.396	2:17.466	77.75	11.359	17:09:41.177
2 -	1:24.324	42.248	2:06.572 **(2)**	84.44	0.465	17:11:47.749
3 -	1:24.118	***41.989***	***2:06.107*** **(1)**	***84.75***		***17:13:53.856***
4 -	1:24.334	42.318	2:06.652 **(3)**	84.38	0.545	17:16:00.508
5 -	***1:24.062***	44.628	2:08.690	83.05	2.583	17:18:09.198

P15 16 Matthew WREN Suzuki - Broken Matt

IDEAL LAP TIME : 2:06.240 BEST LAP TIME : 2:06.341 DIFFERENCE : 0.101

LAP	SECTOR 1	SECTOR 2	LAP TIME	MPH	DIFF	TIME OF DAY
1 -		42.259	2:16.891	78.07	10.550	17:09:40.602
2 -	1:24.384	42.235	2:06.619 **(2)**	84.41	0.278	17:11:47.221
3 -	1:24.698	42.566	2:07.264 **(3)**	83.98	0.923	17:13:54.485
4 -	1:24.440	***41.901***	***2:06.341*** **(1)**	***84.59***		***17:16:00.826***
5 -	***1:24.339***	44.245	2:08.584	83.12	2.243	17:18:09.410

P16 15 Stacey KILLWORTH Honda - BK/Everns

IDEAL LAP TIME : 2:08.194 BEST LAP TIME : 2:08.626 DIFFERENCE : 0.432

LAP	SECTOR 1	SECTOR 2	LAP TIME	MPH	DIFF	TIME OF DAY
1 -		42.725	2:19.666	76.52	11.040	17:09:43.377
2 -	***1:25.498***	43.322	2:08.820 **(2)**	82.96	0.194	17:11:52.197
3 -	1:25.930	***42.696***	***2:08.626*** **(1)**	***83.09***		***17:14:00.823***
4 -	1:25.840	43.057	2:08.897 **(3)**	82.91	0.271	17:16:09.720
5 -	1:26.462	43.301	2:09.763	82.36	1.137	17:18:19.483

P17 117 Raymond STAGG Suzuki -

IDEAL LAP TIME : 2:08.783 BEST LAP TIME : 2:09.325 DIFFERENCE : 0.542

LAP	SECTOR 1	SECTOR 2	LAP TIME	MPH	DIFF	TIME OF DAY
1 -		***43.307***	2:19.025	76.87	9.700	17:09:42.736
2 -	1:25.892	43.453	2:09.345 **(2)**	82.63	0.020	17:11:52.081
3 -	1:26.961	44.109	2:11.070	81.54	1.745	17:14:03.151
4 -	***1:25.476***	43.849	***2:09.325*** **(1)**	***82.64***		***17:16:12.476***
5 -	1:26.999	43.363	2:10.362 **(3)**	81.98	1.037	17:18:22.838

P18 99 R Robert BREEN Suzuki - Traxden Motorcycles

IDEAL LAP TIME : 2:08.799 BEST LAP TIME : 2:08.799 DIFFERENCE : 0.000

LAP	SECTOR 1	SECTOR 2	LAP TIME	MPH	DIFF	TIME OF DAY
1 -		42.918	2:22.249	75.13	13.450	17:09:45.960
2 -	1:27.244	43.312	2:10.556	81.86	1.757	17:11:56.516
3 -	1:26.548	43.360	2:09.908 **(2)**	82.27	1.109	17:14:06.424
4 -	1:27.539	42.710	2:10.249 **(3)**	82.05	1.450	17:16:16.673
5 -	***1:26.316***	***42.483***	***2:08.799*** **(1)**	***82.98***		***17:18:25.472***

P19 51 Michael HOGARTH Honda - WHR Racing

IDEAL LAP TIME : 2:10.024 BEST LAP TIME : 2:10.032 DIFFERENCE : 0.008

LAP	SECTOR 1	SECTOR 2	LAP TIME	MPH	DIFF	TIME OF DAY
1 -		44.181	2:20.398	76.12	10.366	17:09:44.109
2 -	1:27.042	43.744	2:10.786 **(3)**	81.72	0.754	17:11:54.895
3 -	1:26.844	43.910	2:10.754 **(2)**	81.74	0.722	17:14:05.649
4 -	***1:26.346***	43.686	***2:10.032*** **(1)**	***82.19***		***17:16:15.681***
5 -	1:27.124	***43.678***	2:10.802	81.71	0.770	17:18:26.483

Weather / Track : Sunny / Dry

Snetterton 300
Circuit Length = 2.9689 miles
Start: 17:07 Flag 17:17 End: 17:19

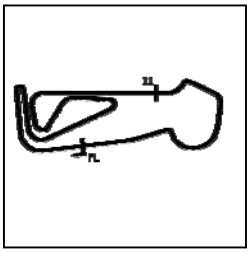

BMCRC Thunderbike Extreme

RACE 16 - SECTOR ANALYSIS

SECTOR 1 = FL to I1, SECTOR 2 = I1 to FL, DIFF = Difference To Personal Best Lap, P = Crossed Finish Line in Pit Lane, D = Time Disallowed

P20 22 Ben DOOLAN Yamaha - my wallet

IDEAL LAP TIME : 2:08.666 BEST LAP TIME : 2:09.668 DIFFERENCE : 1.002

LAP	SECTOR 1	SECTOR 2	LAP TIME	MPH	DIFF	TIME OF DAY
1 -		43.601	2:20.784	75.91	11.116	17:09:44.495
2 -	1:27.264	43.641	2:10.905 (3)	81.64	1.237	17:11:55.400
3 -	1:26.777	44.079	2:10.856 (2)	81.67	1.188	17:14:06.256
4 -	1:28.117	***43.050***	2:11.167	81.48	1.499	17:16:17.423
5 -	***1:25.616***	44.052	***2:09.668 (1)***	***82.42***		***17:18:27.091***

P21 67 R Duncan WILLIAMS Suzuki -

IDEAL LAP TIME : 2:12.025 BEST LAP TIME : 2:12.328 DIFFERENCE : 0.303

LAP	SECTOR 1	SECTOR 2	LAP TIME	MPH	DIFF	TIME OF DAY
1 -		***43.448***	2:21.262	75.66	8.934	17:09:44.973
2 -	1:29.480	43.724	2:13.204 (2)	80.23	0.876	17:11:58.177
3 -	***1:28.577***	43.751	***2:12.328 (1)***	***80.76***		***17:14:10.505***
4 -	1:29.016	45.773	2:14.789	79.29	2.461	17:16:25.294
5 -	1:30.147	44.039	2:14.186 (3)	79.65	1.858	17:18:39.480

P22 10 R Alexandru TRAXLER Yamaha - Traxden Motorcycles

IDEAL LAP TIME : 2:11.802 BEST LAP TIME : 2:12.148 DIFFERENCE : 0.346

LAP	SECTOR 1	SECTOR 2	LAP TIME	MPH	DIFF	TIME OF DAY
1 -		***43.955***	2:24.181	74.12	12.033	17:09:47.892
2 -	1:28.353	44.769	2:13.122 (2)	80.28	0.974	17:12:01.014
3 -	1:28.429	44.991	2:13.420	80.10	1.272	17:14:14.434
4 -	1:28.302	44.888	2:13.190 (3)	80.24	1.042	17:16:27.624
5 -	***1:27.847***	44.301	***2:12.148 (1)***	***80.87***		***17:18:39.772***

P23 46 Adrian DRAPER Suzuki - droopy racing uk

IDEAL LAP TIME : 2:15.896 BEST LAP TIME : 2:16.804 DIFFERENCE : 0.908

LAP	SECTOR 1	SECTOR 2	LAP TIME	MPH	DIFF	TIME OF DAY
1 -		***45.354***	2:27.067	72.67	10.263	17:09:50.778
2 -	1:31.378	46.631	2:18.009 (3)	77.44	1.205	17:12:08.787
3 -	1:30.892	46.370	2:17.262 (2)	77.86	0.458	17:14:26.049
4 -	***1:30.542***	46.262	***2:16.804 (1)***	***78.12***		***17:16:42.853***
5 -	1:31.725	46.577	2:18.302	77.28	1.498	17:19:01.155

P24 48 R Peter FUNNELL Honda -

IDEAL LAP TIME : 2:18.976 BEST LAP TIME : 2:19.490 DIFFERENCE : 0.514

LAP	SECTOR 1	SECTOR 2	LAP TIME	MPH	DIFF	TIME OF DAY
1 -		46.562	2:29.627	71.43	10.137	17:09:53.338
2 -	***1:32.539***	46.951	***2:19.490 (1)***	***76.62***		***17:12:12.828***
3 -	1:33.554	***46.437***	2:19.991 (2)	76.34	0.501	17:14:32.819
4 -	1:32.742	48.211	2:20.953	75.82	1.463	17:16:53.772
5 -	1:33.570	46.528	2:20.098 (3)	76.29	0.608	17:19:13.870

P25 83 R Glen CADRUVI Suzuki - Kent Commercial Laundry Repairs

IDEAL LAP TIME : 2:16.804 BEST LAP TIME : 2:17.506 DIFFERENCE : 0.702

LAP	SECTOR 1	SECTOR 2	LAP TIME	MPH	DIFF	TIME OF DAY
1 -		48.066	2:32.476	70.09	14.970	17:09:56.187
2 -	1:32.420	47.273	2:19.693 (2)	76.51	2.187	17:12:15.880
3 -	1:32.447	49.108	2:21.555	75.50	4.049	17:14:37.435
4 -	***1:31.221***	49.447	2:20.668 (3)	75.98	3.162	17:16:58.103
5 -	1:31.923	***45.583***	***2:17.506 (1)***	***77.72***		***17:19:15.609***

P26 130 R Fraser GRINSTEAD Suzuki - TRAPDOOR RACING

IDEAL LAP TIME : 2:38.163 BEST LAP TIME : 2:38.295 DIFFERENCE : 0.132

LAP	SECTOR 1	SECTOR 2	LAP TIME	MPH	DIFF	TIME OF DAY

Weather / Track : Sunny / Dry

Snetterton 300
Circuit Length = 2.9689 miles
Start: 17:07 Flag 17:17 End: 17:19

BMCRC Thunderbike Extreme

RACE 16 - SECTOR ANALYSIS

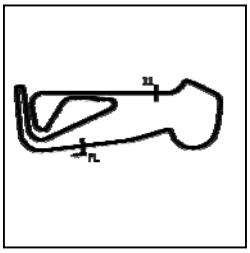

SECTOR 1 = FL to I1, SECTOR 2 = I1 to FL, DIFF = Difference To Personal Best Lap, P = Crossed Finish Line in Pit Lane, D = Time Disallowed

1 -		53.443	2:49.953		62.88	11.658	17:10:13.664
2 -	1:48.934	53.712	2:42.646	**(3)**	65.71	4.351	17:12:56.310
3 -	1:46.900	***51.755***	2:38.655	**(2)**	67.36	0.360	17:15:34.965
4 -	***1:46.408***	51.887	***2:38.295***	**(1)**	***67.52***		***17:18:13.260***

P27 69 Tony RUSSO Suzuki - Titan Elevators

IDEAL LAP TIME : 2:01.432 BEST LAP TIME : 2:01.801 DIFFERENCE : 0.369

LAP	SECTOR 1	SECTOR 2	LAP TIME		MPH	DIFF	TIME OF DAY
1 -		41.434	2:10.594		81.84	8.793	17:09:34.305
2 -	1:21.990	***40.276***	2:02.266	**(2)**	87.41	0.465	17:11:36.571
3 -	1:21.526	40.817	2:02.343	**(3)**	87.36	0.542	17:13:38.914
4 -	***1:21.156***	40.645	***2:01.801***	**(1)**	***87.75***		***17:15:40.715***

P28 52 Barry MANTELL Honda - Swedish car connection

IDEAL LAP TIME : 2:08.842 BEST LAP TIME : 2:08.847 DIFFERENCE : 0.005

LAP	SECTOR 1	SECTOR 2	LAP TIME		MPH	DIFF	TIME OF DAY
1 -		***43.053***	2:17.513		77.72	8.666	17:09:41.224
2 -	***1:25.789***	43.058	***2:08.847***	**(1)**	***82.95***		***17:11:50.071***
3 -	1:28.812	44.844	2:13.656	**(2)**	79.96	4.809	17:14:03.727

P29 18 R Stuart ALBON Suzuki -

IDEAL LAP TIME : 2:39.257 BEST LAP TIME : 2:39.257 DIFFERENCE : 0.000

LAP	SECTOR 1	SECTOR 2	LAP TIME		MPH	DIFF	TIME OF DAY
1 -		55.695	2:51.803		62.21	12.546	17:10:15.514
2 -	1:48.914	53.451	2:42.365	**(2)**	65.82	3.108	17:12:57.879
3 -	***1:46.572***	***52.685***	***2:39.257***	**(1)**	***67.11***		***17:15:37.136***

P30 81 David FERGUSON Suzuki -

IDEAL LAP TIME : 2:27.575 BEST LAP TIME : 2:27.575 DIFFERENCE : 0.000

LAP	SECTOR 1	SECTOR 2	LAP TIME		MPH	DIFF	TIME OF DAY
1 -		49.871	2:41.397		66.22	13.822	17:10:05.108
2 -	***1:39.116***	***48.459***	***2:27.575***	**(1)**	***72.42***		***17:12:32.683***

Weather / Track : Sunny / Dry

Snetterton 300
Circuit Length = 2.9689 miles
Start: 17:07 Flag 17:17 End: 17:19

BMCRC Thunderbike Extreme

RACE 16 - BEST SECTORS

SECTOR 1				SECTOR 2			IDEAL / BEST COMPARISON					
POS	NO	NAME	TIME	NO	NAME	TIME	POS	NO	NAME	IDEAL	BEST	DIFF
									PERFECT LAP	1:59.748		
1	76	BYARD	**1:19.760**	169	SETON	**39.988**	1	169	SETON	1:59.860	1:59.860	0.000
2	169	SETON	**1:19.872**	42	WOOD	**40.247**	2	76	BYARD	2:00.008	2:00.165	0.157
3	69	RUSSO	**1:21.156**	76	BYARD	**40.248**	3	69	RUSSO	2:01.432	2:01.801	0.369
4	64	CHAMBERLAIN	**1:21.349**	69	RUSSO	**40.276**	4	64	CHAMBERLAIN	2:01.894	2:02.139	0.245
5	40	SHELVEY	**1:21.678**	64	CHAMBERLAIN	**40.545**	5	42	WOOD	2:02.330	2:02.661	0.331
6	82	HINNELLS	**1:21.699**	40	SHELVEY	**40.657**	6	40	SHELVEY	2:02.335	2:02.335	0.000
7	42	WOOD	**1:22.083**	82	HINNELLS	**40.684**	7	82	HINNELLS	2:02.383	2:02.397	0.014
8	44	DAVIES	**1:22.350**	44	DAVIES	**41.069**	8	44	DAVIES	2:03.419	2:03.419	0.000
9	43	WILLSHER	**1:22.470**	85	TUCKER	**41.081**	9	85	TUCKER	2:03.611	2:03.697	0.086
10	85	TUCKER	**1:22.530**	43	WILLSHER	**41.170**	10	43	WILLSHER	2:03.640	2:03.834	0.194
11	41	ABRAHAM	**1:23.082**	41	ABRAHAM	**41.211**	11	41	ABRAHAM	2:04.293	2:04.432	0.139
12	114	MARTIN	**1:23.289**	68	RUSSELL	**41.227**	12	68	RUSSELL	2:04.520	2:04.803	0.283
13	68	RUSSELL	**1:23.293**	258	FRIEND	**41.434**	13	114	MARTIN	2:05.052	2:05.099	0.047
14	258	FRIEND	**1:23.646**	114	MARTIN	**41.763**	14	258	FRIEND	2:05.080	2:05.464	0.384
15	131	EDMONDSON	**1:24.062**	16	WREN	**41.901**	15	131	EDMONDSON	2:06.051	2:06.107	0.056
16	16	WREN	**1:24.339**	131	EDMONDSON	**41.989**	16	16	WREN	2:06.240	2:06.341	0.101
17	117	STAGG	**1:25.476**	99	BREEN	**42.483**	17	15	KILLWORTH	2:08.194	2:08.626	0.432
18	15	KILLWORTH	**1:25.498**	15	KILLWORTH	**42.696**	18	22	DOOLAN	2:08.666	2:09.668	1.002
19	22	DOOLAN	**1:25.616**	22	DOOLAN	**43.050**	19	117	STAGG	2:08.783	2:09.325	0.542
20	52	MANTELL	**1:25.789**	52	MANTELL	**43.053**	20	99	BREEN	2:08.799	2:08.799	0.000
21	99	BREEN	**1:26.316**	117	STAGG	**43.307**	21	52	MANTELL	2:08.842	2:08.847	0.005
22	51	HOGARTH	**1:26.346**	67	WILLIAMS	**43.448**	22	51	HOGARTH	2:10.024	2:10.032	0.008
23	10	TRAXLER	**1:27.847**	51	HOGARTH	**43.678**	23	10	TRAXLER	2:11.802	2:12.148	0.346
24	67	WILLIAMS	**1:28.577**	10	TRAXLER	**43.955**	24	67	WILLIAMS	2:12.025	2:12.328	0.303
25	46	DRAPER	**1:30.542**	46	DRAPER	**45.354**	25	46	DRAPER	2:15.896	2:16.804	0.908
26	83	CADRUVI	**1:31.221**	83	CADRUVI	**45.583**	26	83	CADRUVI	2:16.804	2:17.506	0.702
27	48	FUNNELL	**1:32.539**	48	FUNNELL	**46.437**	27	48	FUNNELL	2:18.976	2:19.490	0.514
28	81	FERGUSON	**1:39.116**	81	FERGUSON	**48.459**	28	81	FERGUSON	2:27.575	2:27.575	0.000
29	130	GRINSTEAD	**1:46.408**	130	GRINSTEAD	**51.755**	29	130	GRINSTEAD	2:38.163	2:38.295	0.132
30	18	ALBON	**1:46.572**	18	ALBON	**52.685**	30	18	ALBON	2:39.257	2:39.257	0.000
31												

Weather / Track : Sunny / Dry

Snetterton 300
Circuit Length = 2.9689 miles
Start: 17:07 Flag 17:17 End: 17:19

Results can be found at www.tsl-timing.com

Printed - 18:05 Saturday, 19 May 2018

Steve Jordan motorcycles

BMCRC Thunderbike Extreme

RACE 8 - GRID (7 Laps)

ROW 12	36	35 Stephen HARVEY	35	84 Steven WAINE	34	25 Harrison DAY		
ROW 11	33	5 Nick BISHOP	32	37 Robert MARSH	31	49 Ross MCLURG		
ROW 10	30	2:39.257 18 Stuart ALBON	29	2:38.295 130 Fraser GRINSTEAD	28	2:27.575 81 David FERGUSON		
ROW 9	27	2:19.490 48 Peter FUNNELL	26	2:17.506 83 Glen CADRUVI	25	2:16.804 46 Adrian DRAPER		
ROW 8	24	2:12.328 67 Duncan WILLIAMS	23	2:12.148 10 Alexandru TRAXLER	22	2:10.032 51 Michael HOGARTH		
ROW 7	21	2:09.668 22 Ben DOOLAN	20	2:09.325 117 Raymond STAGG	19	2:08.847 52 Barry MANTELL		
ROW 6	18	2:08.799 99 Robert BREEN	17	2:08.626 15 Stacey KILLWORTH	16	2:06.341 16 Matthew WREN		
ROW 5	15	2:06.107 131 Doug EDMONDSON	14	2:05.464 258 Ande FRIEND	13	2:05.099 114 Ricky MARTIN		
ROW 4	12	2:04.803 68 Michael RUSSELL	11	2:04.432 41 David ABRAHAM	10	2:03.834 43 Richard WILLSHER		
ROW 3	9	2:03.697 85 Carl TUCKER	8	2:03.419 44 Denzil DAVIES	7	2:02.661 42 Alan WOOD		
ROW 2	6	2:02.397 82 Matt HINNELLS	5	2:02.335 40 David SHELVEY	4	2:02.139 64 Barry CHAMBERLAIN		
ROW 1	3	2:01.801 69 Tony RUSSO	2	2:00.165 76 Jason BYARD	1	1:59.860 169 Phil SETON		
						Pole		

Snetterton 300
Circuit Length = 2.9689 miles

These results are provisional until the conclusion of any judicial and technical matters.

Clerk Of Course :		Timekeeper :

Results can be found at www.tsl-timing.com

Printed - 18:06 Saturday, 19 May 2018

TSL SPORTS TIMING TIMING SOLUTIONS LTD

MRO

Steve Jordan motorcycles

BMCRC Thunderbike Extreme

RACE 8 - CLASSIFICATION

POS	NO	CL	PIC	NAME	ENTRY	LAPS	TIME	GAP	DIFF	MPH	BEST	ON
1	**76**		1	Jason BYARD	Suzuki - May Construction	**7**	14:02.145			88.84	**1:58.794**	5
2	**40**		2	David SHELVEY	Suzuki - ymark.com	**7**	14:21.352	**19.207**	19.207	86.85	**2:01.491**	6
3	**169 ***		3	Phil SETON	Yamaha -	**7**	14:22.072	**19.927**	0.720	86.78	**1:59.802**	4
4	**64**		4	Barry CHAMBERLAIN	Suzuki - Airsys.co.uk	**7**	14:22.904	**20.759**	0.832	86.70	**2:01.984**	7
5	**41**		5	David ABRAHAM	Aprilia - Cambridge Motorcycles	**7**	14:22.991	**20.846**	0.087	86.69	**2:01.444**	6
6	**42**		6	Alan WOOD	Suzuki - J.Clubb Aggregates & Concrete	**7**	14:24.522	**22.377**	1.531	86.54	**2:01.782**	2
7	**82**		7	Matt HINNELLS	Aprilia - Bears repairs/Jamie Vale Carpentry	**7**	14:25.540	**23.395**	1.018	86.43	**2:00.623**	7
8	**44**		8	Denzil DAVIES	Suzuki - Advanced Mouldings Ltd	**7**	14:32.676	**30.531**	7.136	85.73	**2:02.529**	5
9	**43**		9	Richard WILLSHER	Yamaha - Willsher Plant	**7**	14:42.487	**40.342**	9.811	84.77	**2:03.659**	4
10	**68**		10	Michael RUSSELL	Ducati -	**7**	14:46.139	**43.994**	3.652	84.42	**2:04.132**	7
11	**131**		11	Doug EDMONDSON	Yamaha - Anyone want to lend me a bike for the Cla	**7**	14:47.111	**44.966**	0.972	84.33	**2:03.461**	7
12	**52**		12	Barry MANTELL	Honda - Swedish car connection	**7**	14:56.120	**53.975**	9.009	83.48	**2:05.807**	5
13	**85**		13	Carl TUCKER	Aprilia - Black & White Bikes, Bardney Racing, Lincs	**7**	14:56.501	**54.356**	0.381	83.45	**2:06.702**	6
14	**15**		14	Stacey KILLWORTH	Honda - BK/Everns	**7**	14:58.667	**56.522**	2.166	83.25	**2:06.766**	3
15	**114**		15	Ricky MARTIN	Suzuki - T.B.R Performance	**7**	15:00.233	**58.088**	1.566	83.10	**2:06.040**	5
16	**117**		16	Raymond STAGG	Suzuki -	**7**	15:01.080	**58.935**	0.847	83.02	**2:06.155**	5
17	**99**	R	1	Robert BREEN	Suzuki - Traxden Motorcycles	**7**	15:18.975	**1:16.830**	17.895	81.41	**2:08.252**	7
18	**51**		17	Michael HOGARTH	Honda - WHR Racing	**7**	15:19.167	**1:17.022**	0.192	81.39	**2:06.916**	7
19	**22**		18	Ben DOOLAN	Yamaha - my wallet	**7**	15:23.249	**1:21.104**	4.082	81.03	**2:08.339**	7
20	**67**	R	2	Duncan WILLIAMS	Suzuki -	**7**	15:27.694	**1:25.549**	4.445	80.64	**2:10.276**	5
21	**35**	R	3	Stephen HARVEY	Yamaha -	**7**	15:37.069	**1:34.924**	9.375	79.84	**2:10.849**	2
22	**5**		19	Nick BISHOP	Suzuki - H&s contractors	**7**	15:37.236	**1:35.091**	0.167	79.82	**2:09.189**	6
23	**10**	R	4	Alexandru TRAXLER	Yamaha - Traxden Motorcycles	**7**	15:40.518	**1:38.373**	3.282	79.54	**2:11.130**	5
24	**83**	R	5	Glen CADRUVI	Suzuki - Kent Commercial Laundry Repairs	**7**	15:49.710	**1:47.565**	9.192	78.77	**2:12.439**	7
25	**46**		20	Adrian DRAPER	Suzuki - droopy racing uk	**7**	15:58.843	**1:56.698**	9.133	78.02	**2:15.143**	2
26	**84**		21	Steven WAINE	Honda - Black and white bikes , bardney Racing,ape	**7**	16:17.376	**2:15.231**	18.533	76.54	**2:15.852**	5
27	**48**	R	6	Peter FUNNELL	Honda -	**6**	14:04.244	**1 Lap**	1 Lap	75.95	**2:18.505**	4
28	**130**	R	7	Fraser GRINSTEAD	Suzuki - TRAPDOOR RACING	**6**	15:49.838	**1 Lap**	1:45.594	67.51	**2:34.520**	5

NOT CLASSIFIED

DNF	**69**			Tony RUSSO	Suzuki - Titan Elevators	**1**	2:11.362	**6 Laps**	5 Laps	81.36		
DNF	**16**			Matthew WREN	Suzuki - Broken Matt	**0**						
DNF	**81**			David FERGUSON	Suzuki -	**0**						

FASTEST LAP

	76			Jason BYARD	Suzuki - May Construction	**5**	1:58.794	89.97 mph	144.79 kph
	99	R		Robert BREEN	Suzuki - Traxden Motorcycles	**7**	2:08.252	83.33 mph	134.11 kph

***No 169 - Transponder not working**
***No 169 - 10 second jump start penalty**
Class - 92.5% of Race Speed = 82.17 mph
Class R - 92.5% of Race Speed = 75.30 mph

Snetterton 300
Circuit Length = 2.9689 miles
Start: 12:38 Flag 12:52 End: 12:55

Weather / Track : Sunny / Dry
These results are provisional until the conclusion of any judicial and technical matters.

Clerk Of Course :		Timekeeper :

Results can be found at www.tsl-timing.com

Printed - 12:56 Sunday, 20 May 2018

BRITISH MOTOR CYCLE RACING CLUB

TSL SPORTS TIMING TIMING SOLUTIONS LTD

MRO

BMCRC Thunderbike Extreme

RACE 8 - LAP CHART

LAP 1 @ 12:40:41.440

NO	BEHIND	LAP TIME
169		2:06.493
76	0.004	2:06.497
64	2.172	2:08.665
40	2.926	2:09.419
82	3.424	2:09.917
41	3.882	2:10.375
42	4.221	2:10.714
69	4.869	2:11.362
43	6.599	2:13.092
44	6.895	2:13.388
85	7.959	2:14.452
131	8.228	2:14.721
68	8.606	2:15.099
15	10.061	2:16.554
52	10.378	2:16.871
117	11.172	2:17.665
114	11.782	2:18.275
22	13.083	2:19.576
99	13.323	2:19.816
67	13.827	2:20.320
10	15.399	2:21.892
51	17.249	2:23.742
35	18.073	2:24.566
46	18.910	2:25.403
83	22.282	2:28.775
48	22.484	2:28.977
5	22.489	2:28.982
84	25.085	2:31.578
130	37.463	2:43.956

LAP 2 @ 12:42:40.726

NO	BEHIND	LAP TIME
76		1:59.282
169	1.939	2:01.225
64	5.893	2:03.007
82	6.158	2:02.020
40	6.206	2:02.566
42	6.717	2:01.782
41	8.133	2:03.537
44	12.114	2:04.505
43	13.398	2:06.085
85	15.387	2:06.714
131	16.133	2:07.191
68	16.496	2:07.176
15	17.900	2:07.125
52	18.494	2:07.402
114	19.095	2:06.599
117	19.129	2:07.243
67	25.057	2:10.516
99	25.116	2:11.079
22	26.023	2:12.226
10	28.453	2:12.340
51	28.793	2:10.830
35	29.636	2:10.849
46	34.767	2:15.143
83	36.425	2:13.429
5	36.618	2:13.415
48	42.301	2:19.103
84	46.112	2:20.313
130	1:17.190	2:39.013

LAP 3 @ 12:44:40.276

NO	BEHIND	LAP TIME
76		1:59.550
169	2.757	2:00.368
64	8.349	2:02.006
82	8.436	2:01.828
40	8.883	2:02.227
42	9.464	2:02.297
41	11.101	2:02.518
44	15.566	2:03.002
43	18.607	2:04.759
131	22.597	2:06.014
85	22.774	2:06.937
68	23.066	2:06.120
15	25.116	2:06.766
52	25.517	2:06.573
117	26.133	2:06.554
114	26.389	2:06.844
99	35.725	2:10.159
67	36.444	2:10.937
22	37.171	2:10.698
51	38.721	2:09.478
35	42.304	2:12.218
10	42.454	2:13.551
83	51.005	2:14.130
5	51.468	2:14.400
46	51.561	2:16.344
48	1:01.539	2:18.788
84	1:05.136	2:18.574
130	1:53.839	2:36.199

LAP 4 @ 12:46:39.626

NO	BEHIND	LAP TIME
76		1:59.350
169	3.209	1:59.802
64	11.661	2:02.662
40	11.762	2:02.229
42	12.607	2:02.493
41	13.358	2:01.607
82	16.111	2:07.025
44	19.731	2:03.515
43	22.916	2:03.659
131	28.074	2:04.827
68	28.681	2:04.965
85	31.247	2:07.823
15	33.120	2:07.354
52	33.168	2:07.001
114	34.611	2:07.572
117	35.609	2:08.826
99	46.878	2:10.503
67	48.425	2:11.331
22	48.846	2:11.025
51	48.912	2:09.541
10	55.743	2:12.639
35	55.859	2:12.905
5	1:03.906	2:11.788
83	1:04.658	2:13.003
46	1:07.796	2:15.585
48	1:20.694	2:18.505
84	1:23.520	2:17.734

LAP 5 @ 12:48:38.420

NO	BEHIND	LAP TIME
76		1:58.794
169	4.722	2:00.307
40	14.803	2:01.835
64	15.369	2:02.502
42	15.795	2:01.982
41	16.475	2:01.911
82	20.081	2:02.764
44	23.466	2:02.529
43	29.294	2:05.172
68	34.291	2:04.404
130	1 Lap	2:38.701
131	34.937	2:05.657
85	39.274	2:06.821
52	40.181	2:05.807
15	41.259	2:06.933
114	41.857	2:06.040
117	42.970	2:06.155
99	57.722	2:09.638
67	59.907	2:10.276
51	1:00.490	2:10.372
22	1:01.526	2:11.474
10	1:08.079	2:11.130
35	1:09.569	2:12.504
5	1:14.564	2:09.452
83	1:20.007	2:14.143
46	1:24.514	2:15.512
84	1:40.578	2:15.852
48	1:40.601	2:18.701

LAP 6 @ 12:50:37.598

NO	BEHIND	LAP TIME
76		1:59.178
169	5.427	1:59.883
40	17.116	2:01.491
64	18.269	2:02.078
41	18.741	2:01.444
42	19.308	2:02.691
82	22.266	2:01.363
44	27.050	2:02.762
43	34.659	2:04.543
68	39.356	2:04.243
131	40.999	2:05.240
85	46.798	2:06.702
52	47.078	2:06.075
15	49.230	2:07.149
114	50.596	2:07.917
117	51.329	2:07.537
99	1:08.072	2:09.528
51	1:09.600	2:08.288
130	1 Lap	2:34.520
67	1:12.120	2:11.391
22	1:12.259	2:09.911
10	1:21.489	2:12.588
35	1:21.931	2:11.540
5	1:24.575	2:09.189
83	1:34.620	2:13.791
46	1:40.906	2:15.570
84	1:57.686	2:16.286

LAP 7 @ 12:52:37.092

NO	BEHIND	LAP TIME
76		1:59.494
48	1 Lap	2:20.170
169	9.927	2:03.994
40	19.207	2:01.585
64	20.759	2:01.984
41	20.846	2:01.599
42	22.377	2:02.563
82	23.395	2:00.623
44	30.531	2:02.975
43	40.342	2:05.177
68	43.994	2:04.132
131	44.966	2:03.461
52	53.975	2:06.391
85	54.356	2:07.052
15	56.522	2:06.786
114	58.088	2:06.986
117	58.935	2:07.100
99	1:16.830	2:08.252
51	1:17.022	2:06.916
22	1:21.104	2:08.339
67	1:25.549	2:12.923
35	1:34.924	2:12.487
5	1:35.091	2:10.010
10	1:38.373	2:16.378
83	1:47.565	2:12.439
130	1 Lap	2:37.449
46	1:56.698	2:15.286
84	2:15.231	2:17.039

Snetterton 300
Circuit Length = 2.9689 miles
Start: 12:38 Flag 12:52 End: 12:55

Weather / Track : Sunny / Dry

Results can be found at www.tsl-timing.com

Printed - 12:57 Sunday, 20 May 2018

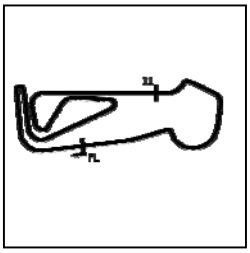

BMCRC Thunderbike Extreme

RACE 8 - SECTOR ANALYSIS

SECTOR 1 = FL to I1, SECTOR 2 = I1 to FL, DIFF = Difference To Personal Best Lap, P = Crossed Finish Line in Pit Lane, D = Time Disallowed

P1 76 Jason BYARD Suzuki - May Construction

IDEAL LAP TIME : 1:58.794 BEST LAP TIME : 1:58.794 DIFFERENCE : 0.000

LAP	SECTOR 1	SECTOR 2	LAP TIME	MPH	DIFF	TIME OF DAY
1 -		39.457	2:06.497	84.49	7.703	12:40:41.444
2 -	1:19.780	39.502	1:59.282 (3)	89.60	0.488	12:42:40.726
3 -	1:19.991	39.559	1:59.550	89.40	0.756	12:44:40.276
4 -	1:19.615	39.735	1:59.350	89.55	0.556	12:46:39.626
5 -	***1:19.359***	***39.435***	***1:58.794 (1)***	***89.97***		***12:48:38.420***
6 -	1:19.612	39.566	1:59.178 (2)	89.68	0.384	12:50:37.598
7 -	1:19.489	40.005	1:59.494	89.44	0.700	12:52:37.092

P2 40 David SHELVEY Suzuki - ymark.com

IDEAL LAP TIME : 2:01.491 BEST LAP TIME : 2:01.491 DIFFERENCE : 0.000

LAP	SECTOR 1	SECTOR 2	LAP TIME	MPH	DIFF	TIME OF DAY
1 -		40.888	2:09.419	82.58	7.928	12:40:44.366
2 -	1:21.473	41.093	2:02.566	87.20	1.075	12:42:46.932
3 -	1:21.570	40.657	2:02.227	87.44	0.736	12:44:49.159
4 -	1:21.532	40.697	2:02.229	87.44	0.738	12:46:51.388
5 -	1:21.385	40.450	2:01.835 (3)	87.72	0.344	12:48:53.223
6 -	***1:21.247***	***40.244***	***2:01.491 (1)***	***87.97***		***12:50:54.714***
7 -	1:21.267	40.318	2:01.585 (2)	87.90	0.094	12:52:56.299

P3 169 Phil SETON Yamaha -

IDEAL LAP TIME : BEST LAP TIME : 1:59.802 DIFFERENCE :

LAP	SECTOR 1	SECTOR 2	LAP TIME	MPH	DIFF	TIME OF DAY
1 -			2:06.493	84.49	6.691	12:40:41.440
2 -			2:01.225	88.16	1.423	12:42:42.665
3 -			2:00.368	88.79	0.566	12:44:43.033
4 -			***1:59.802 (1)***	***89.21***		***12:46:42.835***
5 -			2:00.307 (3)	88.84	0.505	12:48:43.142
6 -			1:59.883 (2)	89.15	0.081	12:50:43.025
7 -			2:03.994	86.19	4.192	12:52:47.019

P4 64 Barry CHAMBERLAIN Suzuki - Airsys.co.uk

IDEAL LAP TIME : 2:01.712 BEST LAP TIME : 2:01.984 DIFFERENCE : 0.272

LAP	SECTOR 1	SECTOR 2	LAP TIME	MPH	DIFF	TIME OF DAY
1 -		41.093	2:08.665	83.06	6.681	12:40:43.612
2 -	1:21.891	41.116	2:03.007	86.89	1.023	12:42:46.619
3 -	1:21.323	40.683	2:02.006 (2)	87.60	0.022	12:44:48.625
4 -	1:21.493	41.169	2:02.662	87.13	0.678	12:46:51.287
5 -	1:22.030	***40.472***	2:02.502	87.24	0.518	12:48:53.789
6 -	***1:21.240***	40.838	2:02.078 (3)	87.55	0.094	12:50:55.867
7 -	1:21.487	40.497	***2:01.984 (1)***	***87.61***		***12:52:57.851***

P5 41 David ABRAHAM Aprilia - Cambridge Motorcycles

IDEAL LAP TIME : 2:01.305 BEST LAP TIME : 2:01.444 DIFFERENCE : 0.139

LAP	SECTOR 1	SECTOR 2	LAP TIME	MPH	DIFF	TIME OF DAY
1 -		40.879	2:10.375	81.97	8.931	12:40:45.322
2 -	1:22.713	40.824	2:03.537	86.51	2.093	12:42:48.859
3 -	1:21.892	40.626	2:02.518	87.23	1.074	12:44:51.377
4 -	1:21.092	40.515	2:01.607 (3)	87.89	0.163	12:46:52.984
5 -	1:21.365	40.546	2:01.911	87.67	0.467	12:48:54.895
6 -	1:21.194	***40.250***	***2:01.444 (1)***	***88.00***		***12:50:56.339***
7 -	***1:21.055***	40.544	2:01.599 (2)	87.89	0.155	12:52:57.938

P6 42 Alan WOOD Suzuki - J.Clubb Aggregates & Concrete

IDEAL LAP TIME : 2:01.782 BEST LAP TIME : 2:01.782 DIFFERENCE : 0.000

LAP	SECTOR 1	SECTOR 2	LAP TIME	MPH	DIFF	TIME OF DAY

Snetterton 300
Circuit Length = 2.9689 miles
Start: 12:38 Flag 12:52 End: 12:55

Weather / Track : Sunny / Dry

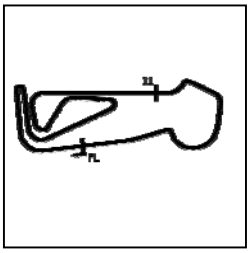

BMCRC Thunderbike Extreme

RACE 8 - SECTOR ANALYSIS

SECTOR 1 = FL to I1, SECTOR 2 = I1 to FL, DIFF = Difference To Personal Best Lap, P = Crossed Finish Line in Pit Lane, D = Time Disallowed

1 -		40.723	2:10.714		81.76	8.932	12:40:45.661
2 -	***1:21.651***	***40.131***	***2:01.782***	**(1)**	***87.76***		***12:42:47.443***
3 -	1:21.860	40.437	2:02.297	**(3)**	87.39	0.515	12:44:49.740
4 -	1:22.130	40.363	2:02.493		87.25	0.711	12:46:52.233
5 -	1:21.767	40.215	2:01.982	**(2)**	87.62	0.200	12:48:54.215
6 -	1:22.338	40.353	2:02.691		87.11	0.909	12:50:56.906
7 -	1:22.282	40.281	2:02.563		87.20	0.781	12:52:59.469

P7 82 Matt HINNELLS Aprilia - Bears repairs/Jamie Vale Carpentry

IDEAL LAP TIME : 2:00.623 BEST LAP TIME : 2:00.623 DIFFERENCE : 0.000

LAP	SECTOR 1	SECTOR 2	LAP TIME		MPH	DIFF	TIME OF DAY
1 -		40.695	2:09.917		82.26	9.294	12:40:44.864
2 -	1:21.695	40.325	2:02.020		87.59	1.397	12:42:46.884
3 -	1:21.138	40.690	2:01.828	**(3)**	87.73	1.205	12:44:48.712
4 -	1:21.694	45.331	2:07.025		84.14	6.402	12:46:55.737
5 -	1:22.244	40.520	2:02.764		87.06	2.141	12:48:58.501
6 -	1:21.175	40.188	2:01.363	**(2)**	88.06	0.740	12:50:59.864
7 -	***1:20.494***	***40.129***	***2:00.623***	**(1)**	***88.60***		***12:53:00.487***

P8 44 Denzil DAVIES Suzuki - Advanced Mouldings Ltd

IDEAL LAP TIME : 2:02.440 BEST LAP TIME : 2:02.529 DIFFERENCE : 0.089

LAP	SECTOR 1	SECTOR 2	LAP TIME		MPH	DIFF	TIME OF DAY
1 -		41.647	2:13.388		80.12	10.859	12:40:48.335
2 -	1:22.443	42.062	2:04.505		85.84	1.976	12:42:52.840
3 -	1:22.060	40.942	2:03.002		86.89	0.473	12:44:55.842
4 -	1:22.544	40.971	2:03.515		86.53	0.986	12:46:59.357
5 -	1:21.739	40.790	***2:02.529***	**(1)**	***87.22***		***12:49:01.886***
6 -	1:22.017	***40.745***	2:02.762	**(2)**	87.06	0.233	12:51:04.648
7 -	***1:21.695***	41.280	2:02.975	**(3)**	86.91	0.446	12:53:07.623

P9 43 Richard WILLSHER Yamaha - Willsher Plant

IDEAL LAP TIME : 2:03.659 BEST LAP TIME : 2:03.659 DIFFERENCE : 0.000

LAP	SECTOR 1	SECTOR 2	LAP TIME		MPH	DIFF	TIME OF DAY
1 -		41.548	2:13.092		80.30	9.433	12:40:48.039
2 -	1:24.285	41.800	2:06.085		84.76	2.426	12:42:54.124
3 -	1:22.929	41.830	2:04.759	**(3)**	85.66	1.100	12:44:58.883
4 -	***1:22.140***	***41.519***	***2:03.659***	**(1)**	***86.43***		***12:47:02.542***
5 -	1:22.684	42.488	2:05.172		85.38	1.513	12:49:07.714
6 -	1:22.817	41.726	2:04.543	**(2)**	85.81	0.884	12:51:12.257
7 -	1:23.049	42.128	2:05.177		85.38	1.518	12:53:17.434

P10 68 Michael RUSSELL Ducati -

IDEAL LAP TIME : 2:04.122 BEST LAP TIME : 2:04.132 DIFFERENCE : 0.010

LAP	SECTOR 1	SECTOR 2	LAP TIME		MPH	DIFF	TIME OF DAY
1 -		41.754	2:15.099		79.11	10.967	12:40:50.046
2 -	1:25.287	41.889	2:07.176		84.04	3.044	12:42:57.222
3 -	1:23.694	42.426	2:06.120		84.74	1.988	12:45:03.342
4 -	1:23.421	41.544	2:04.965		85.52	0.833	12:47:08.307
5 -	1:23.153	***41.251***	2:04.404	**(3)**	85.91	0.272	12:49:12.711
6 -	1:22.888	41.355	2:04.243	**(2)**	86.02	0.111	12:51:16.954
7 -	***1:22.871***	41.261	***2:04.132***	**(1)**	***86.10***		***12:53:21.086***

P11 131 Doug EDMONDSON Yamaha - Anyone want to lend me a bike for the Classic TT 201

IDEAL LAP TIME : 2:03.461 BEST LAP TIME : 2:03.461 DIFFERENCE : 0.000

LAP	SECTOR 1	SECTOR 2	LAP TIME		MPH	DIFF	TIME OF DAY
1 -		41.916	2:14.721		79.33	11.260	12:40:49.668
2 -	1:25.190	42.001	2:07.191		84.03	3.730	12:42:56.859
3 -	1:23.531	42.483	2:06.014		84.81	2.553	12:45:02.873
4 -	1:23.166	41.661	2:04.827	**(2)**	85.62	1.366	12:47:07.700

Snetterton 300
Circuit Length = 2.9689 miles
Start: 12:38 Flag 12:52 End: 12:55

Weather / Track : Sunny / Dry

BMCRC Thunderbike Extreme

RACE 8 - SECTOR ANALYSIS

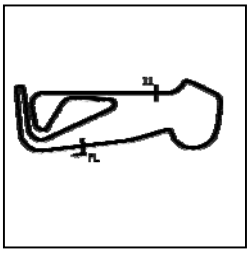

SECTOR 1 = FL to I1, SECTOR 2 = I1 to FL, DIFF = Difference To Personal Best Lap, P = Crossed Finish Line in Pit Lane, D = Time Disallowed

5 -	1:24.232	41.425	2:05.657	85.05	2.196	12:49:13.357
6 -	1:23.389	41.851	2:05.240 (3)	85.34	1.779	12:51:18.597
7 -	***1:22.082***	***41.379***	***2:03.461 (1)***	***86.57***		***12:53:22.058***

P12 52 Barry MANTELL — Honda - Swedish car connection

IDEAL LAP TIME : 2:05.785 BEST LAP TIME : 2:05.807 DIFFERENCE : 0.022

LAP	SECTOR 1	SECTOR 2	LAP TIME	MPH	DIFF	TIME OF DAY
1 -		42.462	2:16.871	78.08	11.064	12:40:51.818
2 -	1:25.100	42.302	2:07.402	83.89	1.595	12:42:59.220
3 -	1:24.352	42.221	2:06.573	84.44	0.766	12:45:05.793
4 -	1:25.372	***41.629***	2:07.001	84.15	1.194	12:47:12.794
5 -	***1:24.156***	41.651	***2:05.807 (1)***	***84.95***		***12:49:18.601***
6 -	1:24.297	41.778	2:06.075 (2)	84.77	0.268	12:51:24.676
7 -	1:24.447	41.944	2:06.391 (3)	84.56	0.584	12:53:31.067

P13 85 Carl TUCKER — Aprilia - Black & White Bikes, Bardney Racing, Lincs Repairs, Li

IDEAL LAP TIME : 2:06.138 BEST LAP TIME : 2:06.702 DIFFERENCE : 0.564

LAP	SECTOR 1	SECTOR 2	LAP TIME	MPH	DIFF	TIME OF DAY
1 -		42.678	2:14.452	79.49	7.750	12:40:49.399
2 -	1:24.544	42.170	2:06.714 (2)	84.34	0.012	12:42:56.113
3 -	***1:24.505***	42.432	2:06.937	84.19	0.235	12:45:03.050
4 -	1:25.914	41.909	2:07.823	83.61	1.121	12:47:10.873
5 -	1:24.855	41.966	2:06.821 (3)	84.27	0.119	12:49:17.694
6 -	1:25.069	***41.633***	***2:06.702 (1)***	***84.35***		***12:51:24.396***
7 -	1:25.064	41.988	2:07.052	84.12	0.350	12:53:31.448

P14 15 Stacey KILLWORTH — Honda - BK/Everns

IDEAL LAP TIME : 2:06.180 BEST LAP TIME : 2:06.766 DIFFERENCE : 0.586

LAP	SECTOR 1	SECTOR 2	LAP TIME	MPH	DIFF	TIME OF DAY
1 -		42.196	2:16.554	78.26	9.788	12:40:51.501
2 -	1:24.625	42.500	2:07.125	84.07	0.359	12:42:58.626
3 -	***1:24.288***	42.478	***2:06.766 (1)***	***84.31***		***12:45:05.392***
4 -	1:25.221	42.133	2:07.354	83.92	0.588	12:47:12.746
5 -	1:25.041	***41.892***	2:06.933 (3)	84.20	0.167	12:49:19.679
6 -	1:24.810	42.339	2:07.149	84.05	0.383	12:51:26.828
7 -	1:24.682	42.104	2:06.786 (2)	84.30	0.020	12:53:33.614

P15 114 Ricky MARTIN — Suzuki - T.B.R Performance

IDEAL LAP TIME : 2:05.869 BEST LAP TIME : 2:06.040 DIFFERENCE : 0.171

LAP	SECTOR 1	SECTOR 2	LAP TIME	MPH	DIFF	TIME OF DAY
1 -		43.297	2:18.275	77.29	12.235	12:40:53.222
2 -	1:24.095	42.504	2:06.599 (2)	84.42	0.559	12:42:59.821
3 -	***1:24.070***	42.774	2:06.844 (3)	84.26	0.804	12:45:06.665
4 -	1:25.773	***41.799***	2:07.572	83.78	1.532	12:47:14.237
5 -	1:24.146	41.894	***2:06.040 (1)***	***84.79***		***12:49:20.277***
6 -	1:25.307	42.610	2:07.917	83.55	1.877	12:51:28.194
7 -	1:24.256	42.730	2:06.986	84.16	0.946	12:53:35.180

P16 117 Raymond STAGG — Suzuki -

IDEAL LAP TIME : 2:06.051 BEST LAP TIME : 2:06.155 DIFFERENCE : 0.104

LAP	SECTOR 1	SECTOR 2	LAP TIME	MPH	DIFF	TIME OF DAY
1 -		42.620	2:17.665	77.63	11.510	12:40:52.612
2 -	1:24.318	42.925	2:07.243	83.99	1.088	12:42:59.855
3 -	1:23.920	42.634	2:06.554 (2)	84.45	0.399	12:45:06.409
4 -	1:26.270	42.556	2:08.826	82.96	2.671	12:47:15.235
5 -	***1:23.595***	42.560	***2:06.155 (1)***	***84.72***		***12:49:21.390***
6 -	1:25.081	***42.456***	2:07.537	83.80	1.382	12:51:28.927
7 -	1:24.399	42.701	2:07.100 (3)	84.09	0.945	12:53:36.027

Snetterton 300
Circuit Length = 2.9689 miles
Start: 12:38 Flag 12:52 End: 12:55

Weather / Track : Sunny / Dry

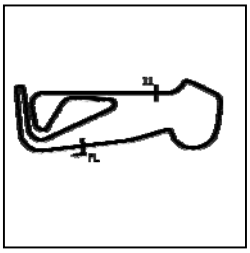

BMCRC Thunderbike Extreme

RACE 8 - SECTOR ANALYSIS

SECTOR 1 = FL to I1, SECTOR 2 = I1 to FL, DIFF = Difference To Personal Best Lap, P = Crossed Finish Line in Pit Lane, D = Time Disallowed

P17 99 R Robert BREEN Suzuki - Traxden Motorcycles

IDEAL LAP TIME : 2:08.000 BEST LAP TIME : 2:08.252 DIFFERENCE : 0.252

LAP	SECTOR 1	SECTOR 2	LAP TIME	MPH	DIFF	TIME OF DAY
1 -		***42.469***	2:19.816	76.44	11.564	12:40:54.763
2 -	1:27.065	44.014	2:11.079	81.53	2.827	12:43:05.842
3 -	1:26.766	43.393	2:10.159	82.11	1.907	12:45:16.001
4 -	1:27.256	43.247	2:10.503	81.89	2.251	12:47:26.504
5 -	1:26.464	43.174	2:09.638 **(3)**	82.44	1.386	12:49:36.142
6 -	1:26.386	43.142	2:09.528 **(2)**	82.51	1.276	12:51:45.670
7 -	***1:25.531***	42.721	***2:08.252*** **(1)**	***83.33***		***12:53:53.922***

P18 51 Michael HOGARTH Honda - WHR Racing

IDEAL LAP TIME : 2:06.916 BEST LAP TIME : 2:06.916 DIFFERENCE : 0.000

LAP	SECTOR 1	SECTOR 2	LAP TIME	MPH	DIFF	TIME OF DAY
1 -		44.041	2:23.742	74.35	16.826	12:40:58.689
2 -	1:27.019	43.811	2:10.830	81.69	3.914	12:43:09.519
3 -	1:26.371	43.107	2:09.478 **(3)**	82.54	2.562	12:45:18.997
4 -	1:26.264	43.277	2:09.541	82.50	2.625	12:47:28.538
5 -	1:26.991	43.381	2:10.372	81.98	3.456	12:49:38.910
6 -	1:25.294	42.994	2:08.288 **(2)**	83.31	1.372	12:51:47.198
7 -	***1:24.464***	***42.452***	***2:06.916*** **(1)**	***84.21***		***12:53:54.114***

P19 22 Ben DOOLAN Yamaha - my wallet

IDEAL LAP TIME : 2:08.339 BEST LAP TIME : 2:08.339 DIFFERENCE : 0.000

LAP	SECTOR 1	SECTOR 2	LAP TIME	MPH	DIFF	TIME OF DAY
1 -		43.313	2:19.576	76.57	11.237	12:40:54.523
2 -	1:28.313	43.913	2:12.226	80.83	3.887	12:43:06.749
3 -	1:27.299	43.399	2:10.698 **(3)**	81.77	2.359	12:45:17.447
4 -	1:27.533	43.492	2:11.025	81.57	2.686	12:47:28.472
5 -	1:27.997	43.477	2:11.474	81.29	3.135	12:49:39.946
6 -	1:26.326	43.585	2:09.911 **(2)**	82.27	1.572	12:51:49.857
7 -	***1:25.631***	***42.708***	***2:08.339*** **(1)**	***83.28***		***12:53:58.196***

P20 67 R Duncan WILLIAMS Suzuki -

IDEAL LAP TIME : 2:09.925 BEST LAP TIME : 2:10.276 DIFFERENCE : 0.351

LAP	SECTOR 1	SECTOR 2	LAP TIME	MPH	DIFF	TIME OF DAY
1 -		***42.911***	2:20.320	76.16	10.044	12:40:55.267
2 -	***1:27.014***	43.502	2:10.516 **(2)**	81.89	0.240	12:43:05.783
3 -	1:27.824	43.113	2:10.937 **(3)**	81.62	0.661	12:45:16.720
4 -	1:27.959	43.372	2:11.331	81.38	1.055	12:47:28.051
5 -	1:27.348	42.928	***2:10.276*** **(1)**	***82.04***		***12:49:38.327***
6 -	1:27.209	44.182	2:11.391	81.34	1.115	12:51:49.718
7 -	1:28.922	44.001	2:12.923	80.40	2.647	12:54:02.641

P21 35 R Stephen HARVEY Yamaha -

IDEAL LAP TIME : 2:10.692 BEST LAP TIME : 2:10.849 DIFFERENCE : 0.157

LAP	SECTOR 1	SECTOR 2	LAP TIME	MPH	DIFF	TIME OF DAY
1 -		44.874	2:24.566	73.93	13.717	12:40:59.513
2 -	***1:26.881***	43.968	***2:10.849*** **(1)**	***81.68***		***12:43:10.362***
3 -	1:28.129	44.089	2:12.218 **(3)**	80.83	1.369	12:45:22.580
4 -	1:27.840	45.065	2:12.905	80.41	2.056	12:47:35.485
5 -	1:28.018	44.486	2:12.504	80.66	1.655	12:49:47.989
6 -	1:27.568	43.972	2:11.540 **(2)**	81.25	0.691	12:51:59.529
7 -	1:28.676	***43.811***	2:12.487	80.67	1.638	12:54:12.016

P22 5 Nick BISHOP Suzuki - H&s contractors

IDEAL LAP TIME : 2:09.050 BEST LAP TIME : 2:09.189 DIFFERENCE : 0.139

LAP	SECTOR 1	SECTOR 2	LAP TIME	MPH	DIFF	TIME OF DAY

Weather / Track : Sunny / Dry

Snetterton 300
Circuit Length = 2.9689 miles
Start: 12:38 Flag 12:52 End: 12:55

BMCRC Thunderbike Extreme

RACE 8 - SECTOR ANALYSIS

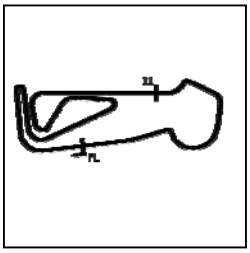

SECTOR 1 = FL to I1, SECTOR 2 = I1 to FL, DIFF = Difference To Personal Best Lap, P = Crossed Finish Line in Pit Lane, D = Time Disallowed

1 -		46.798	2:28.982		71.74	19.793	12:41:03.929
2 -	1:28.737	44.678	2:13.415		80.11	4.226	12:43:17.344
3 -	1:28.587	45.813	2:14.400		79.52	5.211	12:45:31.744
4 -	1:28.186	43.602	2:11.788		81.10	2.599	12:47:43.532
5 -	***1:25.836***	43.616	2:09.452	**(2)**	82.56	0.263	12:49:52.984
6 -	1:25.975	***43.214***	***2:09.189***	**(1)**	***82.73***		***12:52:02.173***
7 -	1:26.316	43.694	2:10.010	**(3)**	82.20	0.821	12:54:12.183

P23 10 R Alexandru TRAXLER

Yamaha - Traxden Motorcycles

IDEAL LAP TIME : 2:10.798 BEST LAP TIME : 2:11.130 DIFFERENCE : 0.332

LAP	SECTOR 1	SECTOR 2	LAP TIME		MPH	DIFF	TIME OF DAY
1 -		***43.779***	2:21.892		75.32	10.762	12:40:56.839
2 -	1:28.025	44.315	2:12.340	**(2)**	80.76	1.210	12:43:09.179
3 -	1:29.120	44.431	2:13.551		80.02	2.421	12:45:22.730
4 -	1:28.046	44.593	2:12.639		80.58	1.509	12:47:35.369
5 -	***1:27.019***	44.111	***2:11.130***	**(1)**	***81.50***		***12:49:46.499***
6 -	1:27.701	44.887	2:12.588	**(3)**	80.61	1.458	12:51:59.087
7 -	1:31.850	44.528	2:16.378		78.37	5.248	12:54:15.465

P24 83 R Glen CADRUVI

Suzuki - Kent Commercial Laundry Repairs

IDEAL LAP TIME : 2:12.204 BEST LAP TIME : 2:12.439 DIFFERENCE : 0.235

LAP	SECTOR 1	SECTOR 2	LAP TIME		MPH	DIFF	TIME OF DAY
1 -		46.464	2:28.775		71.84	16.336	12:41:03.722
2 -	1:28.252	45.177	2:13.429	**(3)**	80.10	0.990	12:43:17.151
3 -	1:28.445	45.685	2:14.130		79.68	1.691	12:45:31.281
4 -	1:28.655	***44.348***	2:13.003	**(2)**	80.35	0.564	12:47:44.284
5 -	1:28.969	45.174	2:14.143		79.67	1.704	12:49:58.427
6 -	1:28.635	45.156	2:13.791		79.88	1.352	12:52:12.218
7 -	***1:27.856***	44.583	***2:12.439***	**(1)**	***80.70***		***12:54:24.657***

P25 46 Adrian DRAPER

Suzuki - droopy racing uk

IDEAL LAP TIME : 2:14.944 BEST LAP TIME : 2:15.143 DIFFERENCE : 0.199

LAP	SECTOR 1	SECTOR 2	LAP TIME		MPH	DIFF	TIME OF DAY
1 -		45.971	2:25.403		73.50	10.260	12:41:00.350
2 -	***1:29.502***	45.641	***2:15.143***	**(1)**	***79.08***		***12:43:15.493***
3 -	1:29.988	46.356	2:16.344		78.39	1.201	12:45:31.837
4 -	1:30.143	***45.442***	2:15.585		78.82	0.442	12:47:47.422
5 -	1:29.907	45.605	2:15.512	**(3)**	78.87	0.369	12:50:02.934
6 -	1:29.749	45.821	2:15.570		78.83	0.427	12:52:18.504
7 -	1:29.665	45.621	2:15.286	**(2)**	79.00	0.143	12:54:33.790

P26 84 Steven WAINE

Honda - Black and white bikes , bardney Racing,ape racing

IDEAL LAP TIME : 2:15.794 BEST LAP TIME : 2:15.852 DIFFERENCE : 0.058

LAP	SECTOR 1	SECTOR 2	LAP TIME		MPH	DIFF	TIME OF DAY
1 -		47.419	2:31.578		70.51	15.726	12:41:06.525
2 -	1:33.277	47.036	2:20.313		76.17	4.461	12:43:26.838
3 -	1:32.162	46.412	2:18.574		77.12	2.722	12:45:45.412
4 -	1:31.816	45.918	2:17.734		77.59	1.882	12:48:03.146
5 -	***1:30.092***	45.760	***2:15.852***	**(1)**	***78.67***		***12:50:18.998***
6 -	1:30.584	***45.702***	2:16.286	**(2)**	78.42	0.434	12:52:35.284
7 -	1:30.426	46.613	2:17.039	**(3)**	77.99	1.187	12:54:52.323

P27 48 R Peter FUNNELL

Honda -

IDEAL LAP TIME : 2:18.022 BEST LAP TIME : 2:18.505 DIFFERENCE : 0.483

LAP	SECTOR 1	SECTOR 2	LAP TIME		MPH	DIFF	TIME OF DAY
1 -		47.055	2:28.977		71.74	10.472	12:41:03.924
2 -	1:32.691	46.412	2:19.103		76.83	0.598	12:43:23.027
3 -	1:32.642	***46.146***	2:18.788	**(3)**	77.01	0.283	12:45:41.815
4 -	***1:31.876***	46.629	***2:18.505***	**(1)**	***77.16***		***12:48:00.320***

Snetterton 300
Circuit Length = 2.9689 miles
Start: 12:38 Flag 12:52 End: 12:55

Weather / Track : Sunny / Dry

BMCRC Thunderbike Extreme

RACE 8 - SECTOR ANALYSIS

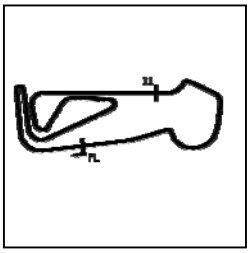

SECTOR 1 = FL to I1, SECTOR 2 = I1 to FL, DIFF = Difference To Personal Best Lap, P = Crossed Finish Line in Pit Lane, D = Time Disallowed

5 -	1:32.207	46.494	2:18.701 **(2)**	77.05	0.196	12:50:19.021
6 -	1:33.041	47.129	2:20.170	76.25	1.665	12:52:39.191

P28 130 R Fraser GRINSTEAD Suzuki - TRAPDOOR RACING

IDEAL LAP TIME : 2:33.742 BEST LAP TIME : 2:34.520 DIFFERENCE : 0.778

LAP	SECTOR 1	SECTOR 2	LAP TIME	MPH	DIFF	TIME OF DAY
1 -		52.488	2:43.956	65.18	9.436	12:41:18.903
2 -	1:46.456	52.557	2:39.013	67.21	4.493	12:43:57.916
3 -	1:45.418	***50.781***	2:36.199 **(2)**	68.42	1.679	12:46:34.115
4 -	1:46.573	52.128	2:38.701	67.34	4.181	12:49:12.816
5 -	***1:42.961***	51.559	***2:34.520*** **(1)**	***69.16***		***12:51:47.336***
6 -	1:45.412	52.037	2:37.449 **(3)**	67.88	2.929	12:54:24.785

P29 69 Tony RUSSO Suzuki - Titan Elevators

IDEAL LAP TIME : BEST LAP TIME : DIFFERENCE :

LAP	SECTOR 1	SECTOR 2	LAP TIME	MPH	DIFF	TIME OF DAY
1 -		***41.475***	2:11.362	81.36		12:40:46.309

Weather / Track : Sunny / Dry

Snetterton 300
Circuit Length = 2.9689 miles
Start: 12:38 Flag 12:52 End: 12:55

BMCRC Thunderbike Extreme

RACE 8 - BEST SECTORS

SECTOR 1

POS	NO	NAME	TIME
1	76	BYARD	**1:19.359**
2	82	HINNELLS	**1:20.494**
3	41	ABRAHAM	**1:21.055**
4	64	CHAMBERLAIN	**1:21.240**
5	40	SHELVEY	**1:21.247**
6	42	WOOD	**1:21.651**
7	44	DAVIES	**1:21.695**
8	131	EDMONDSON	**1:22.082**
9	43	WILLSHER	**1:22.140**
10	68	RUSSELL	**1:22.871**
11	117	STAGG	**1:23.595**
12	114	MARTIN	**1:24.070**
13	52	MANTELL	**1:24.156**
14	15	KILLWORTH	**1:24.288**
15	51	HOGARTH	**1:24.464**
16	85	TUCKER	**1:24.505**
17	99	BREEN	**1:25.531**
18	22	DOOLAN	**1:25.631**
19	5	BISHOP	**1:25.836**
20	35	HARVEY	**1:26.881**
21	67	WILLIAMS	**1:27.014**
22	10	TRAXLER	**1:27.019**
23	83	CADRUVI	**1:27.856**
24	46	DRAPER	**1:29.502**
25	84	WAINE	**1:30.092**
26	48	FUNNELL	**1:31.876**
27	130	GRINSTEAD	**1:42.961**
28			
29			
30			
31			

SECTOR 2

NO	NAME	TIME
76	BYARD	**39.435**
82	HINNELLS	**40.129**
42	WOOD	**40.131**
40	SHELVEY	**40.244**
41	ABRAHAM	**40.250**
64	CHAMBERLAIN	**40.472**
44	DAVIES	**40.745**
68	RUSSELL	**41.251**
131	EDMONDSON	**41.379**
69	RUSSO	**41.475**
43	WILLSHER	**41.519**
52	MANTELL	**41.629**
85	TUCKER	**41.633**
114	MARTIN	**41.799**
15	KILLWORTH	**41.892**
51	HOGARTH	**42.452**
117	STAGG	**42.456**
99	BREEN	**42.469**
22	DOOLAN	**42.708**
67	WILLIAMS	**42.911**
5	BISHOP	**43.214**
10	TRAXLER	**43.779**
35	HARVEY	**43.811**
83	CADRUVI	**44.348**
46	DRAPER	**45.442**
84	WAINE	**45.702**
48	FUNNELL	**46.146**
130	GRINSTEAD	**50.781**

IDEAL / BEST COMPARISON

POS	NO	NAME	IDEAL	BEST	DIFF
		PERFECT LAP	1:58.794		
1	76	BYARD	1:58.794	1:58.794	0.000
2	82	HINNELLS	2:00.623	2:00.623	0.000
3	41	ABRAHAM	2:01.305	2:01.444	0.139
4	40	SHELVEY	2:01.491	2:01.491	0.000
5	64	CHAMBERLAIN	2:01.712	2:01.984	0.272
6	42	WOOD	2:01.782	2:01.782	0.000
7	44	DAVIES	2:02.440	2:02.529	0.089
8	131	EDMONDSON	2:03.461	2:03.461	0.000
9	43	WILLSHER	2:03.659	2:03.659	0.000
10	68	RUSSELL	2:04.122	2:04.132	0.010
11	52	MANTELL	2:05.785	2:05.807	0.022
12	114	MARTIN	2:05.869	2:06.040	0.171
13	117	STAGG	2:06.051	2:06.155	0.104
14	85	TUCKER	2:06.138	2:06.702	0.564
15	15	KILLWORTH	2:06.180	2:06.766	0.586
16	51	HOGARTH	2:06.916	2:06.916	0.000
17	99	BREEN	2:08.000	2:08.252	0.252
18	22	DOOLAN	2:08.339	2:08.339	0.000
19	5	BISHOP	2:09.050	2:09.189	0.139
20	67	WILLIAMS	2:09.925	2:10.276	0.351
21	35	HARVEY	2:10.692	2:10.849	0.157
22	10	TRAXLER	2:10.798	2:11.130	0.332
23	83	CADRUVI	2:12.204	2:12.439	0.235
24	46	DRAPER	2:14.944	2:15.143	0.199
25	84	WAINE	2:15.794	2:15.852	0.058
26	48	FUNNELL	2:18.022	2:18.505	0.483
27	130	GRINSTEAD	2:33.742	2:34.520	0.778
28	69	RUSSO			
29	169	SETON		1:59.802	

Weather / Track : Sunny / Dry

Snetterton 300
Circuit Length = 2.9689 miles
Start: 12:38 Flag 12:52 End: 12:55

Results can be found at www.tsl-timing.com

Printed - 12:56 Sunday, 20 May 2018

Steve Jordan motorcycles

BMCRC Thunderbike Extreme

RACE 17 - GRID (7 Laps)

ROW 12	36	25 Harrison DAY	35	37 Robert MARSH	34	49 Ross MCLURG		
ROW 11	33	18 Stuart ALBON	32	258 Ande FRIEND	31	81 David FERGUSON		
ROW 10	30	16 Matthew WREN	29	69 Tony RUSSO	28	130 Fraser GRINSTEAD	2:34.520	
ROW 9	27	48 Peter FUNNELL	2:18.505	26	84 Steven WAINE	2:15.852	25	46 Adrian DRAPER 2:15.143
ROW 8	24	83 Glen CADRUVI	2:12.439	23	10 Alexandru TRAXLER	2:11.130	22	35 Stephen HARVEY 2:10.849
ROW 7	21	67 Duncan WILLIAMS	2:10.276	20	5 Nick BISHOP	2:09.189	19	22 Ben DOOLAN 2:08.339
ROW 6	18	99 Robert BREEN	2:08.252	17	51 Michael HOGARTH	2:06.916	16	15 Stacey KILLWORTH 2:06.766
ROW 5	15	85 Carl TUCKER	2:06.702	14	117 Raymond STAGG	2:06.155	13	114 Ricky MARTIN 2:06.040
ROW 4	12	52 Barry MANTELL	2:05.807	11	68 Michael RUSSELL	2:04.132	10	43 Richard WILLSHER 2:03.659
ROW 3	9	131 Doug EDMONDSON	2:03.461	8	44 Denzil DAVIES	2:02.529	7	64 Barry CHAMBERLAIN 2:01.984
ROW 2	6	42 Alan WOOD	2:01.782	5	40 David SHELVEY	2:01.491	4	41 David ABRAHAM 2:01.444
ROW 1	3	82 Matt HINNELLS	2:00.623	2	169 Phil SETON	1:59.802	1	76 Jason BYARD 1:58.794

Pole

Snetterton 300
Circuit Length = 2.9689 miles

These results are provisional until the conclusion of any judicial and technical matters.

Clerk Of Course :		Timekeeper :

Results can be found at www.tsl-timing.com

Printed - 12:59 Sunday, 20 May 2018

TSL SPORTS TIMING TIMING SOLUTIONS LTD

MRO

BMCRC Thunderbike Extreme

RACE 17 - CLASSIFICATION

POS	NO	CL	PIC	NAME	ENTRY	LAPS	TIME	GAP	DIFF	MPH	BEST	ON
1	**169**		1	Phil SETON	Yamaha -	**7**	14:21.935			86.80	**2:01.583**	7
2	**82**		2	Matt HINNELLS	Aprilia - Bears repairs/Jamie Vale Carpentry	**7**	14:24.845	**2.910**	2.910	86.50	**2:01.252**	7
3	**40**		3	David SHELVEY	Suzuki - ymark.com	**7**	14:26.537	**4.602**	1.692	86.33	**2:00.853**	6
4	**44**		4	Denzil DAVIES	Suzuki - Advanced Mouldings Ltd	**7**	14:26.685	**4.750**	0.148	86.32	**2:02.083**	6
5	**64**		5	Barry CHAMBERLAIN	Suzuki - Airsys.co.uk	**7**	14:29.496	**7.561**	2.811	86.04	**2:01.934**	4
6	**41**		6	David ABRAHAM	Aprilia - Cambridge Motorcycles	**7**	14:33.595	**11.660**	4.099	85.64	**2:03.409**	5
7	**42**		7	Alan WOOD	Suzuki - J.Clubb Aggregates & Concrete	**7**	14:33.794	**11.859**	0.199	85.62	**2:02.878**	7
8	**85**		8	Carl TUCKER	Aprilia - Black & White Bikes, Bardney Racing, Lincs	**7**	14:56.514	**34.579**	22.720	83.45	**2:05.944**	4
9	**114**		9	Ricky MARTIN	Suzuki - T.B.R Performance	**7**	14:58.180	**36.245**	1.666	83.29	**2:06.223**	4
10	**52**		10	Barry MANTELL	Honda - Swedish car connection	**7**	14:58.550	**36.615**	0.370	83.26	**2:06.700**	7
11	**15**		11	Stacey KILLWORTH	Honda - BK/Everns	**7**	15:02.154	**40.219**	3.604	82.93	**2:06.965**	4
12	**117**		12	Raymond STAGG	Suzuki -	**7**	15:13.710	**51.775**	11.556	81.88	**2:06.688**	4
13	**99**	R	1	Robert BREEN	Suzuki - Traxden Motorcycles	**7**	15:18.291	**56.356**	4.581	81.47	**2:08.745**	6
14	**5**		13	Nick BISHOP	Suzuki - H&s contractors	**7**	15:18.985	**57.050**	0.694	81.41	**2:08.471**	5
15	**67**	R	2	Duncan WILLIAMS	Suzuki -	**7**	15:37.084	**1:15.149**	18.099	79.83	**2:09.678**	2
16	**35**	R	3	Stephen HARVEY	Yamaha -	**7**	15:40.910	**1:18.975**	3.826	79.51	**2:12.466**	2
17	**10**	R	4	Alexandru TRAXLER	Yamaha - Traxden Motorcycles	**7**	15:41.109	**1:19.174**	0.199	79.49	**2:12.794**	7
18	**46**		14	Adrian DRAPER	Suzuki - droopy racing uk	**7**	16:03.550	**1:41.615**	22.441	77.64	**2:15.478**	7
19	**84**		15	Steven WAINE	Honda - Black and white bikes , bardney Racing,ape	**7**	16:22.908	**2:00.973**	19.358	76.11	**2:18.114**	7
20	**130**	R	5	Fraser GRINSTEAD	Suzuki - TRAPDOOR RACING	**6**	15:47.149	**1 Lap**	1 Lap	67.70	**2:34.371**	6
					NOT CLASSIFIED							
DNF	**69**			Tony RUSSO	Suzuki - Titan Elevators	**5**	10:38.588	**2 Laps**	1 Lap	83.68	**2:04.805**	5
DNF	**83**	R		Glen CADRUVI	Suzuki - Kent Commercial Laundry Repairs	**1**	2:24.945	**6 Laps**	4 Laps	73.73		
DNF	**76**			Jason BYARD	Suzuki - May Construction	**0**						
DNF	**16**			Matthew WREN	Suzuki - Broken Matt	**0**						

FASTEST LAP

40		David SHELVEY	Suzuki - ymark.com	**6**	2:00.853	88.43 mph	142.32 kph
99	R	Robert BREEN	Suzuki - Traxden Motorcycles	**6**	2:08.745	83.01 mph	133.60 kph

Class - 92.5% of Race Speed = 80.29 mph
Class R - 92.5% of Race Speed = 75.35 mph

Snetterton 300
Circuit Length = 2.9689 miles
Start: 16:48 Flag 17:02 End: 17:04

Weather / Track : Sunny / Dry
These results are provisional until the conclusion of any judicial and technical matters.

Clerk Of Course :		Timekeeper :

Results can be found at www.tsl-timing.com

Printed - 17:05 Sunday, 20 May 2018

BMCRC Thunderbike Extreme

RACE 17 - LAP CHART

LAP 1 @ 16:50:14.370

NO	BEHIND	LAP TIME
169		2:07.824
41	1.352	2:09.176
44	1.913	2:09.737
64	2.363	2:10.187
82	2.456	2:10.280
40	3.579	2:11.403
42	3.650	2:11.474
52	6.575	2:14.399
114	6.762	2:14.586
85	6.998	2:14.822
15	7.479	2:15.303
117	8.303	2:16.127
69	8.375	2:16.199
99	9.976	2:17.800
67	11.627	2:19.451
5	13.022	2:20.846
35	13.898	2:21.722
10	14.491	2:22.315
83	17.121	2:24.945
46	17.955	2:25.779
84	20.533	2:28.357
130	36.266	2:44.090

LAP 2 @ 16:52:18.184

NO	BEHIND	LAP TIME
169		2:03.814
44	0.789	2:02.690
82	1.102	2:02.460
41	2.328	2:04.790
64	2.395	2:03.846
42	3.385	2:03.549
40	3.717	2:03.952
52	10.683	2:07.922
69	11.440	2:06.879
85	11.459	2:08.275
15	11.880	2:08.215
114	12.037	2:09.089
117	13.320	2:08.831
99	17.189	2:11.027
67	17.491	2:09.678
5	19.881	2:10.673
35	22.550	2:12.466
10	23.998	2:13.321
46	31.520	2:17.379
84	37.289	2:20.570
130	1:11.316	2:38.864

LAP 3 @ 16:54:20.304

NO	BEHIND	LAP TIME
169		2:02.120
44	2.076	2:03.407
82	2.164	2:03.182
64	3.530	2:03.255
41	4.324	2:04.116
40	4.570	2:02.973
42	5.092	2:03.827
69	14.805	2:05.485
52	16.638	2:08.075
85	16.659	2:07.320
114	17.147	2:07.230
15	17.496	2:07.736
117	18.641	2:07.441
67	26.514	2:11.143
99	27.186	2:12.117
5	27.794	2:10.033
35	33.908	2:13.478
10	35.124	2:13.246
46	46.009	2:16.609
84	54.812	2:19.643
130	1:45.781	2:36.585

LAP 4 @ 16:56:22.380

NO	BEHIND	LAP TIME
169		2:02.076
44	3.232	2:03.232
64	3.388	2:01.934
82	3.438	2:03.350
40	3.779	2:01.285
41	6.041	2:03.793
42	6.763	2:03.747
69	17.949	2:05.220
85	20.527	2:05.944
114	21.294	2:06.223
52	21.405	2:06.843
15	22.385	2:06.965
117	23.253	2:06.688
99	35.384	2:10.274
67	37.408	2:12.970
5	37.430	2:11.712
35	45.490	2:13.658
10	45.883	2:12.835
46	59.544	2:15.611
84	1:11.328	2:18.592

LAP 5 @ 16:58:25.079

NO	BEHIND	LAP TIME
169		2:02.699
82	2.955	2:02.216
44	3.872	2:03.339
64	5.425	2:04.736
40	5.512	2:04.432
41	6.751	2:03.409
42	8.144	2:04.080
130	1 Lap	2:36.579
69	20.055	2:04.805
85	24.993	2:07.165
114	25.188	2:06.593
52	25.773	2:07.067
15	26.998	2:07.312
117	28.503	2:07.949
99	42.164	2:09.479
5	43.202	2:08.471
67	48.664	2:13.955
35	56.658	2:13.867
10	56.729	2:13.545
46	1:13.129	2:16.284
84	1:27.540	2:18.911

LAP 6 @ 17:00:26.898

NO	BEHIND	LAP TIME
169		2:01.819
82	3.241	2:02.105
44	4.136	2:02.083
40	4.546	2:00.853
64	6.025	2:02.419
41	9.103	2:04.171
42	10.564	2:04.239
85	30.218	2:07.044
114	30.474	2:07.105
52	31.498	2:07.544
15	33.426	2:08.247
117	35.994	2:09.310
99	49.090	2:08.745
5	49.959	2:08.576
130	1 Lap	2:36.660
67	1:01.308	2:14.463
35	1:07.819	2:12.980
10	1:07.963	2:13.053
46	1:27.720	2:16.410
84	1:44.442	2:18.721

LAP 7 @ 17:02:28.481

NO	BEHIND	LAP TIME
169		2:01.583
82	2.910	2:01.252
40	4.602	2:01.639
44	4.750	2:02.197
64	7.561	2:03.119
41	11.660	2:04.140
42	11.859	2:02.878
85	34.579	2:05.944
114	36.245	2:07.354
52	36.615	2:06.700
15	40.219	2:08.376
117	51.775	2:17.364
99	56.356	2:08.849
5	57.050	2:08.674
67	1:15.149	2:15.424
35	1:18.975	2:12.739
10	1:19.174	2:12.794
130	1 Lap	2:34.371
46	1:41.615	2:15.478
84	2:00.973	2:18.114

Weather / Track : Sunny / Dry

Snetterton 300
Circuit Length = 2.9689 miles
Start: 16:48 Flag 17:02 End: 17:04

Results can be found at www.tsl-timing.com

Printed - 17:06 Sunday, 20 May 2018

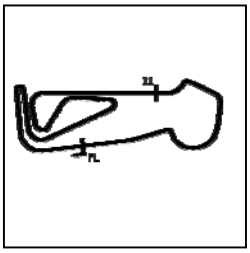

BMCRC Thunderbike Extreme

RACE 17 - SECTOR ANALYSIS

SECTOR 1 = FL to I1, SECTOR 2 = I1 to FL, DIFF = Difference To Personal Best Lap, P = Crossed Finish Line in Pit Lane, D = Time Disallowed

P1 169 Phil SETON Yamaha -

IDEAL LAP TIME : 2:01.190 BEST LAP TIME : 2:01.583 DIFFERENCE : 0.393

LAP	SECTOR 1	SECTOR 2	LAP TIME	MPH	DIFF	TIME OF DAY
1 -		40.700	2:07.824	83.61	6.241	16:50:14.370
2 -	1:23.194	40.620	2:03.814	86.32	2.231	16:52:18.184
3 -	1:21.384	40.736	2:02.120	87.52	0.537	16:54:20.304
4 -	1:21.644	***40.432***	2:02.076 **(3)**	87.55	0.493	16:56:22.380
5 -	1:21.890	40.809	2:02.699	87.10	1.116	16:58:25.079
6 -	1:21.240	40.579	2:01.819 **(2)**	87.73	0.236	17:00:26.898
7 -	***1:20.758***	40.825	***2:01.583*** **(1)**	***87.90***		***17:02:28.481***

P2 82 Matt HINNELLS Aprilia - Bears repairs/Jamie Vale Carpentry

IDEAL LAP TIME : 2:01.118 BEST LAP TIME : 2:01.252 DIFFERENCE : 0.134

LAP	SECTOR 1	SECTOR 2	LAP TIME	MPH	DIFF	TIME OF DAY
1 -		41.215	2:10.280	82.03	9.028	16:50:16.826
2 -	1:21.918	40.542	2:02.460	87.27	1.208	16:52:19.286
3 -	1:21.931	41.251	2:03.182	86.76	1.930	16:54:22.468
4 -	1:22.256	41.094	2:03.350	86.64	2.098	16:56:25.818
5 -	1:21.940	***40.276***	2:02.216 **(3)**	87.45	0.964	16:58:28.034
6 -	1:21.382	40.723	2:02.105 **(2)**	87.53	0.853	17:00:30.139
7 -	***1:20.842***	40.410	***2:01.252*** **(1)**	***88.14***		***17:02:31.391***

P3 40 David SHELVEY Suzuki - ymark.com

IDEAL LAP TIME : 2:00.711 BEST LAP TIME : 2:00.853 DIFFERENCE : 0.142

LAP	SECTOR 1	SECTOR 2	LAP TIME	MPH	DIFF	TIME OF DAY
1 -		41.241	2:11.403	81.33	10.550	16:50:17.949
2 -	1:23.273	40.679	2:03.952	86.22	3.099	16:52:21.901
3 -	1:22.324	40.649	2:02.973	86.91	2.120	16:54:24.874
4 -	1:21.326	***39.959***	2:01.285 **(2)**	88.12	0.432	16:56:26.159
5 -	1:23.549	40.883	2:04.432	85.89	3.579	16:58:30.591
6 -	***1:20.752***	40.101	***2:00.853*** **(1)**	***88.43***		***17:00:31.444***
7 -	1:20.991	40.648	2:01.639 **(3)**	87.86	0.786	17:02:33.083

P4 44 Denzil DAVIES Suzuki - Advanced Mouldings Ltd

IDEAL LAP TIME : 2:01.656 BEST LAP TIME : 2:02.083 DIFFERENCE : 0.427

LAP	SECTOR 1	SECTOR 2	LAP TIME	MPH	DIFF	TIME OF DAY
1 -		40.993	2:09.737	82.38	7.654	16:50:16.283
2 -	1:21.503	41.187	2:02.690 **(3)**	87.11	0.607	16:52:18.973
3 -	1:22.082	41.325	2:03.407	86.60	1.324	16:54:22.380
4 -	1:21.933	41.299	2:03.232	86.73	1.149	16:56:25.612
5 -	1:22.862	***40.477***	2:03.339	86.65	1.256	16:58:28.951
6 -	1:21.599	40.484	***2:02.083*** **(1)**	***87.54***		***17:00:31.034***
7 -	***1:21.179***	41.018	2:02.197 **(2)**	87.46	0.114	17:02:33.231

P5 64 Barry CHAMBERLAIN Suzuki - Airsys.co.uk

IDEAL LAP TIME : 2:01.602 BEST LAP TIME : 2:01.934 DIFFERENCE : 0.332

LAP	SECTOR 1	SECTOR 2	LAP TIME	MPH	DIFF	TIME OF DAY
1 -		41.641	2:10.187	82.09	8.253	16:50:16.733
2 -	1:22.268	41.578	2:03.846	86.30	1.912	16:52:20.579
3 -	1:21.903	41.352	2:03.255	86.71	1.321	16:54:23.834
4 -	***1:21.179***	40.755	***2:01.934*** **(1)**	***87.65***		***16:56:25.768***
5 -	1:23.729	41.007	2:04.736	85.68	2.802	16:58:30.504
6 -	1:21.996	***40.423***	2:02.419 **(2)**	87.30	0.485	17:00:32.923
7 -	1:22.081	41.038	2:03.119 **(3)**	86.81	1.185	17:02:36.042

P6 41 David ABRAHAM Aprilia - Cambridge Motorcycles

IDEAL LAP TIME : 2:03.341 BEST LAP TIME : 2:03.409 DIFFERENCE : 0.068

LAP	SECTOR 1	SECTOR 2	LAP TIME	MPH	DIFF	TIME OF DAY

Snetterton 300
Circuit Length = 2.9689 miles
Start: 16:48 Flag 17:02 End: 17:04

Weather / Track : Sunny / Dry

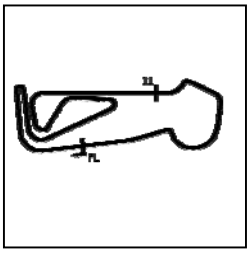

BMCRC Thunderbike Extreme

RACE 17 - SECTOR ANALYSIS

SECTOR 1 = FL to I1, SECTOR 2 = I1 to FL, DIFF = Difference To Personal Best Lap, P = Crossed Finish Line in Pit Lane, D = Time Disallowed

1 -		***40.930***	2:09.176		82.74	5.767	16:50:15.722
2 -	1:23.089	41.701	2:04.790		85.64	1.381	16:52:20.512
3 -	1:22.962	41.154	2:04.116	**(3)**	86.11	0.707	16:54:24.628
4 -	1:22.658	41.135	2:03.793	**(2)**	86.33	0.384	16:56:28.421
5 -	***1:22.411***	40.998	***2:03.409***	**(1)**	***86.60***		***16:58:31.830***
6 -	1:22.813	41.358	2:04.171		86.07	0.762	17:00:36.001
7 -	1:22.831	41.309	2:04.140		86.09	0.731	17:02:40.141

P7 42 Alan WOOD

Suzuki - J.Clubb Aggregates & Concrete

IDEAL LAP TIME : 2:02.878 BEST LAP TIME : 2:02.878 DIFFERENCE : 0.000

LAP	SECTOR 1	SECTOR 2	LAP TIME		MPH	DIFF	TIME OF DAY
1 -		41.090	2:11.474		81.29	8.596	16:50:18.020
2 -	1:22.927	40.622	2:03.549	**(2)**	86.50	0.671	16:52:21.569
3 -	1:22.844	40.983	2:03.827		86.31	0.949	16:54:25.396
4 -	1:22.757	40.990	2:03.747	**(3)**	86.37	0.869	16:56:29.143
5 -	1:22.897	41.183	2:04.080		86.13	1.202	16:58:33.223
6 -	1:23.314	40.925	2:04.239		86.02	1.361	17:00:37.462
7 -	***1:22.398***	***40.480***	***2:02.878***	**(1)**	***86.98***		***17:02:40.340***

P8 85 Carl TUCKER

Aprilia - Black & White Bikes, Bardney Racing, Lincs Repairs, Li

IDEAL LAP TIME : 2:05.826 BEST LAP TIME : 2:05.944 DIFFERENCE : 0.118

LAP	SECTOR 1	SECTOR 2	LAP TIME		MPH	DIFF	TIME OF DAY
1 -		42.370	2:14.822		79.27	8.878	16:50:21.368
2 -	1:25.103	43.172	2:08.275		83.32	2.331	16:52:29.643
3 -	1:25.048	42.272	2:07.320		83.94	1.376	16:54:36.963
4 -	***1:24.077***	41.867	***2:05.944***	**(1)**	***84.86***		***16:56:42.907***
5 -	1:24.777	42.388	2:07.165		84.04	1.221	16:58:50.072
6 -	1:24.917	42.127	2:07.044	**(3)**	84.12	1.100	17:00:57.116
7 -	1:24.195	***41.749***	***2:05.944***	**(1)**	***84.86***		***17:03:03.060***

P9 114 Ricky MARTIN

Suzuki - T.B.R Performance

IDEAL LAP TIME : 2:05.787 BEST LAP TIME : 2:06.223 DIFFERENCE : 0.436

LAP	SECTOR 1	SECTOR 2	LAP TIME		MPH	DIFF	TIME OF DAY
1 -		42.611	2:14.586		79.41	8.363	16:50:21.132
2 -	1:25.156	43.933	2:09.089		82.79	2.866	16:52:30.221
3 -	1:24.769	42.461	2:07.230		84.00	1.007	16:54:37.451
4 -	***1:23.964***	42.259	***2:06.223***	**(1)**	***84.67***		***16:56:43.674***
5 -	1:24.310	42.283	2:06.593	**(2)**	84.42	0.370	16:58:50.267
6 -	1:25.282	***41.823***	2:07.105	**(3)**	84.08	0.882	17:00:57.372
7 -	1:25.424	41.930	2:07.354		83.92	1.131	17:03:04.726

P10 52 Barry MANTELL

Honda - Swedish car connection

IDEAL LAP TIME : 2:06.532 BEST LAP TIME : 2:06.700 DIFFERENCE : 0.168

LAP	SECTOR 1	SECTOR 2	LAP TIME		MPH	DIFF	TIME OF DAY
1 -		42.720	2:14.399		79.52	7.699	16:50:20.945
2 -	1:25.079	42.843	2:07.922		83.55	1.222	16:52:28.867
3 -	1:25.295	42.780	2:08.075		83.45	1.375	16:54:36.942
4 -	1:24.851	***41.992***	2:06.843	**(2)**	84.26	0.143	16:56:43.785
5 -	1:24.997	42.070	2:07.067	**(3)**	84.11	0.367	16:58:50.852
6 -	1:25.079	42.465	2:07.544		83.79	0.844	17:00:58.396
7 -	***1:24.540***	42.160	***2:06.700***	**(1)**	***84.35***		***17:03:05.096***

P11 15 Stacey KILLWORTH

Honda - BK/Everns

IDEAL LAP TIME : 2:06.911 BEST LAP TIME : 2:06.965 DIFFERENCE : 0.054

LAP	SECTOR 1	SECTOR 2	LAP TIME		MPH	DIFF	TIME OF DAY
1 -		42.453	2:15.303		78.99	8.338	16:50:21.849
2 -	1:25.692	42.523	2:08.215		83.36	1.250	16:52:30.064
3 -	1:25.502	***42.234***	2:07.736	**(3)**	83.67	0.771	16:54:37.800
4 -	***1:24.677***	42.288	***2:06.965***	**(1)**	***84.18***		***16:56:44.765***

Snetterton 300
Circuit Length = 2.9689 miles
Start: 16:48 Flag 17:02 End: 17:04

Weather / Track : Sunny / Dry

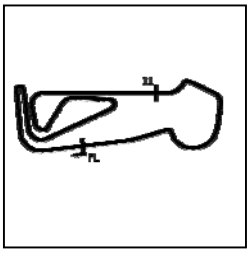

BMCRC Thunderbike Extreme

RACE 17 - SECTOR ANALYSIS

SECTOR 1 = FL to I1, SECTOR 2 = I1 to FL, DIFF = Difference To Personal Best Lap, P = Crossed Finish Line in Pit Lane, D = Time Disallowed

5 -	1:24.831	42.481	2:07.312	**(2)**	83.95	0.347	16:58:52.077
6 -	1:25.428	42.819	2:08.247		83.33	1.282	17:01:00.324
7 -	1:25.907	42.469	2:08.376		83.25	1.411	17:03:08.700

P12 117 Raymond STAGG

Suzuki -

IDEAL LAP TIME : 2:06.688 BEST LAP TIME : 2:06.688 DIFFERENCE : 0.000

LAP	SECTOR 1	SECTOR 2	LAP TIME		MPH	DIFF	TIME OF DAY
1 -		42.833	2:16.127		78.51	9.439	16:50:22.673
2 -	1:25.936	42.895	2:08.831		82.96	2.143	16:52:31.504
3 -	1:24.802	42.639	2:07.441	**(2)**	83.86	0.753	16:54:38.945
4 -	***1:24.534***	***42.154***	***2:06.688***	**(1)**	***84.36***		***16:56:45.633***
5 -	1:24.684	43.265	2:07.949	**(3)**	83.53	1.261	16:58:53.582
6 -	1:25.408	43.902	2:09.310		82.65	2.622	17:01:02.892
7 -	1:26.520	50.844	2:17.364		77.80	10.676	17:03:20.256

P13 99 R Robert BREEN

Suzuki - Traxden Motorcycles

IDEAL LAP TIME : 2:08.446 BEST LAP TIME : 2:08.745 DIFFERENCE : 0.299

LAP	SECTOR 1	SECTOR 2	LAP TIME		MPH	DIFF	TIME OF DAY
1 -		43.244	2:17.800		77.56	9.055	16:50:24.346
2 -	1:27.157	43.870	2:11.027		81.57	2.282	16:52:35.373
3 -	1:28.170	43.947	2:12.117		80.89	3.372	16:54:47.490
4 -	1:27.618	42.656	2:10.274		82.04	1.529	16:56:57.764
5 -	1:26.655	42.824	2:09.479	**(3)**	82.54	0.734	16:59:07.243
6 -	***1:26.122***	42.623	***2:08.745***	**(1)**	***83.01***		***17:01:15.988***
7 -	1:26.525	***42.324***	2:08.849	**(2)**	82.95	0.104	17:03:24.837

P14 5 Nick BISHOP

Suzuki - H&s contractors

IDEAL LAP TIME : 2:08.399 BEST LAP TIME : 2:08.471 DIFFERENCE : 0.072

LAP	SECTOR 1	SECTOR 2	LAP TIME		MPH	DIFF	TIME OF DAY
1 -		43.917	2:20.846		75.88	12.375	16:50:27.392
2 -	1:27.323	43.350	2:10.673		81.79	2.202	16:52:38.065
3 -	1:26.377	43.656	2:10.033		82.19	1.562	16:54:48.098
4 -	1:27.873	43.839	2:11.712		81.14	3.241	16:56:59.810
5 -	***1:25.577***	42.894	***2:08.471***	**(1)**	***83.19***		***16:59:08.281***
6 -	1:25.754	***42.822***	2:08.576	**(2)**	83.12	0.105	17:01:16.857
7 -	1:25.722	42.952	2:08.674	**(3)**	83.06	0.203	17:03:25.531

P15 67 R Duncan WILLIAMS

Suzuki -

IDEAL LAP TIME : 2:09.678 BEST LAP TIME : 2:09.678 DIFFERENCE : 0.000

LAP	SECTOR 1	SECTOR 2	LAP TIME		MPH	DIFF	TIME OF DAY
1 -		43.301	2:19.451		76.64	9.773	16:50:25.997
2 -	***1:27.091***	***42.587***	***2:09.678***	**(1)**	***82.42***		***16:52:35.675***
3 -	1:27.837	43.306	2:11.143	**(2)**	81.49	1.465	16:54:46.818
4 -	1:28.456	44.514	2:12.970	**(3)**	80.37	3.292	16:56:59.788
5 -	1:29.146	44.809	2:13.955		79.78	4.277	16:59:13.743
6 -	1:29.775	44.688	2:14.463		79.48	4.785	17:01:28.206
7 -	1:29.860	45.564	2:15.424		78.92	5.746	17:03:43.630

P16 35 R Stephen HARVEY

Yamaha -

IDEAL LAP TIME : 2:12.292 BEST LAP TIME : 2:12.466 DIFFERENCE : 0.174

LAP	SECTOR 1	SECTOR 2	LAP TIME		MPH	DIFF	TIME OF DAY
1 -		***44.176***	2:21.722		75.41	9.256	16:50:28.268
2 -	***1:28.116***	44.350	***2:12.466***	**(1)**	***80.68***		***16:52:40.734***
3 -	1:29.005	44.473	2:13.478		80.07	1.012	16:54:54.212
4 -	1:29.241	44.417	2:13.658		79.96	1.192	16:57:07.870
5 -	1:29.256	44.611	2:13.867		79.84	1.401	16:59:21.737
6 -	1:28.653	44.327	2:12.980	**(3)**	80.37	0.514	17:01:34.717
7 -	1:28.286	44.453	2:12.739	**(2)**	80.51	0.273	17:03:47.456

Weather / Track : Sunny / Dry

Snetterton 300
Circuit Length = 2.9689 miles
Start: 16:48 Flag 17:02 End: 17:04

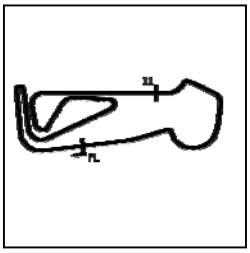

BMCRC Thunderbike Extreme

RACE 17 - SECTOR ANALYSIS

SECTOR 1 = FL to I1, SECTOR 2 = I1 to FL, DIFF = Difference To Personal Best Lap, P = Crossed Finish Line in Pit Lane, D = Time Disallowed

P17 10 R Alexandru TRAXLER Yamaha - Traxden Motorcycles

IDEAL LAP TIME : 2:12.082 BEST LAP TIME : 2:12.794 DIFFERENCE : 0.712

LAP	SECTOR 1	SECTOR 2	LAP TIME	MPH	DIFF	TIME OF DAY
1 -		***44.084***	2:22.315	75.10	9.521	16:50:28.861
2 -	1:28.857	44.464	2:13.321	80.16	0.527	16:52:42.182
3 -	1:28.251	44.995	2:13.246	80.21	0.452	16:54:55.428
4 -	***1:27.998***	44.837	2:12.835 **(2)**	80.46	0.041	16:57:08.263
5 -	1:28.926	44.619	2:13.545	80.03	0.751	16:59:21.808
6 -	1:28.783	44.270	2:13.053 **(3)**	80.32	0.259	17:01:34.861
7 -	1:28.555	44.239	***2:12.794*** **(1)**	***80.48***		***17:03:47.655***

P18 46 Adrian DRAPER Suzuki - droopy racing uk

IDEAL LAP TIME : 2:15.416 BEST LAP TIME : 2:15.478 DIFFERENCE : 0.062

LAP	SECTOR 1	SECTOR 2	LAP TIME	MPH	DIFF	TIME OF DAY
1 -		45.704	2:25.779	73.31	10.301	16:50:32.325
2 -	1:31.050	46.329	2:17.379	77.79	1.901	16:52:49.704
3 -	1:31.132	45.477	2:16.609	78.23	1.131	16:55:06.313
4 -	1:30.227	***45.384***	2:15.611 **(2)**	78.81	0.133	16:57:21.924
5 -	1:30.353	45.931	2:16.284 **(3)**	78.42	0.806	16:59:38.208
6 -	1:30.707	45.703	2:16.410	78.35	0.932	17:01:54.618
7 -	***1:30.032***	45.446	***2:15.478*** **(1)**	***78.89***		***17:04:10.096***

P19 84 Steven WAINE Honda - Black and white bikes , bardney Racing,ape racing

IDEAL LAP TIME : 2:17.731 BEST LAP TIME : 2:18.114 DIFFERENCE : 0.383

LAP	SECTOR 1	SECTOR 2	LAP TIME	MPH	DIFF	TIME OF DAY
1 -		46.625	2:28.357	72.04	10.243	16:50:34.903
2 -	1:33.088	47.482	2:20.570	76.03	2.456	16:52:55.473
3 -	1:32.669	46.974	2:19.643	76.53	1.529	16:55:15.116
4 -	1:32.053	46.539	2:18.592 **(2)**	77.11	0.478	16:57:33.708
5 -	***1:31.813***	47.098	2:18.911	76.94	0.797	16:59:52.619
6 -	1:32.219	46.502	2:18.721 **(3)**	77.04	0.607	17:02:11.340
7 -	1:32.196	***45.918***	***2:18.114*** **(1)**	***77.38***		***17:04:29.454***

P20 130 R Fraser GRINSTEAD Suzuki - TRAPDOOR RACING

IDEAL LAP TIME : 2:34.371 BEST LAP TIME : 2:34.371 DIFFERENCE : 0.000

LAP	SECTOR 1	SECTOR 2	LAP TIME	MPH	DIFF	TIME OF DAY
1 -		52.313	2:44.090	65.13	9.719	16:50:50.636
2 -	1:46.768	52.096	2:38.864	67.27	4.493	16:53:29.500
3 -	1:44.887	51.698	2:36.585 **(3)**	68.25	2.214	16:56:06.085
4 -	1:44.603	51.976	2:36.579 **(2)**	68.25	2.208	16:58:42.664
5 -	1:45.120	51.540	2:36.660	68.22	2.289	17:01:19.324
6 -	***1:42.833***	***51.538***	***2:34.371*** **(1)**	***69.23***		***17:03:53.695***

P21 69 Tony RUSSO Suzuki - Titan Elevators

IDEAL LAP TIME : 2:04.464 BEST LAP TIME : 2:04.805 DIFFERENCE : 0.341

LAP	SECTOR 1	SECTOR 2	LAP TIME	MPH	DIFF	TIME OF DAY
1 -		42.508	2:16.199	78.47	11.394	16:50:22.745
2 -	1:24.873	42.006	2:06.879	84.23	2.074	16:52:29.624
3 -	1:24.345	***41.140***	2:05.485 **(3)**	85.17	0.680	16:54:35.109
4 -	1:23.492	41.728	2:05.220 **(2)**	85.35	0.415	16:56:40.329
5 -	***1:23.324***	41.481	***2:04.805*** **(1)**	***85.63***		***16:58:45.134***

P22 83 R Glen CADRUVI Suzuki - Kent Commercial Laundry Repairs

IDEAL LAP TIME : BEST LAP TIME : DIFFERENCE :

LAP	SECTOR 1	SECTOR 2	LAP TIME	MPH	DIFF	TIME OF DAY
1 -		***46.083***	2:24.945	73.73		16:50:31.491

Weather / Track : Sunny / Dry

Snetterton 300
Circuit Length = 2.9689 miles
Start: 16:48 Flag 17:02 End: 17:04

BMCRC Thunderbike Extreme

RACE 17 - BEST SECTORS

	SECTOR 1			SECTOR 2			IDEAL / BEST COMPARISON					
POS	NO	NAME	TIME	NO	NAME	TIME	POS	NO	NAME	IDEAL	BEST	DIFF
									PERFECT LAP	2:00.711		
1	40	SHELVEY	**1:20.752**	40	SHELVEY	**39.959**	1	40	SHELVEY	2:00.711	2:00.853	0.142
2	169	SETON	**1:20.758**	82	HINNELLS	**40.276**	2	82	HINNELLS	2:01.118	2:01.252	0.134
3	82	HINNELLS	**1:20.842**	64	CHAMBERLAIN	**40.423**	3	169	SETON	2:01.190	2:01.583	0.393
4	44	DAVIES	**1:21.179**	169	SETON	**40.432**	4	64	CHAMBERLAIN	2:01.602	2:01.934	0.332
5	64	CHAMBERLAIN	**1:21.179**	44	DAVIES	**40.477**	5	44	DAVIES	2:01.656	2:02.083	0.427
6	42	WOOD	**1:22.398**	42	WOOD	**40.480**	6	42	WOOD	2:02.878	2:02.878	0.000
7	41	ABRAHAM	**1:22.411**	41	ABRAHAM	**40.930**	7	41	ABRAHAM	2:03.341	2:03.409	0.068
8	69	RUSSO	**1:23.324**	69	RUSSO	**41.140**	8	69	RUSSO	2:04.464	2:04.805	0.341
9	114	MARTIN	**1:23.964**	85	TUCKER	**41.749**	9	114	MARTIN	2:05.787	2:06.223	0.436
10	85	TUCKER	**1:24.077**	114	MARTIN	**41.823**	10	85	TUCKER	2:05.826	2:05.944	0.118
11	117	STAGG	**1:24.534**	52	MANTELL	**41.992**	11	52	MANTELL	2:06.532	2:06.700	0.168
12	52	MANTELL	**1:24.540**	117	STAGG	**42.154**	12	117	STAGG	2:06.688	2:06.688	0.000
13	15	KILLWORTH	**1:24.677**	15	KILLWORTH	**42.234**	13	15	KILLWORTH	2:06.911	2:06.965	0.054
14	5	BISHOP	**1:25.577**	99	BREEN	**42.324**	14	5	BISHOP	2:08.399	2:08.471	0.072
15	99	BREEN	**1:26.122**	67	WILLIAMS	**42.587**	15	99	BREEN	2:08.446	2:08.745	0.299
16	67	WILLIAMS	**1:27.091**	5	BISHOP	**42.822**	16	67	WILLIAMS	2:09.678	2:09.678	0.000
17	10	TRAXLER	**1:27.998**	10	TRAXLER	**44.084**	17	10	TRAXLER	2:12.082	2:12.794	0.712
18	35	HARVEY	**1:28.116**	35	HARVEY	**44.176**	18	35	HARVEY	2:12.292	2:12.466	0.174
19	46	DRAPER	**1:30.032**	46	DRAPER	**45.384**	19	46	DRAPER	2:15.416	2:15.478	0.062
20	84	WAINE	**1:31.813**	84	WAINE	**45.918**	20	84	WAINE	2:17.731	2:18.114	0.383
21	130	GRINSTEAD	**1:42.833**	83	CADRUVI	**46.083**	21	130	GRINSTEAD	2:34.371	2:34.371	0.000
22				130	GRINSTEAD	**51.538**	22	83	CADRUVI			
23												
24												

Weather / Track : Sunny / Dry

Snetterton 300
Circuit Length = 2.9689 miles
Start: 16:48 Flag 17:02 End: 17:04

Results can be found at www.tsl-timing.com

Printed - 17:05 Sunday, 20 May 2018

BMCRC-MRO Championships 2018

BMCRC Thunderbike Sport & Rookie Minitwins

Snetterton 300 Circuit

19th / 20th May 2018

Results Provided by Timing Solutions Ltd
www.tsl-timing.com

Snetterton 300

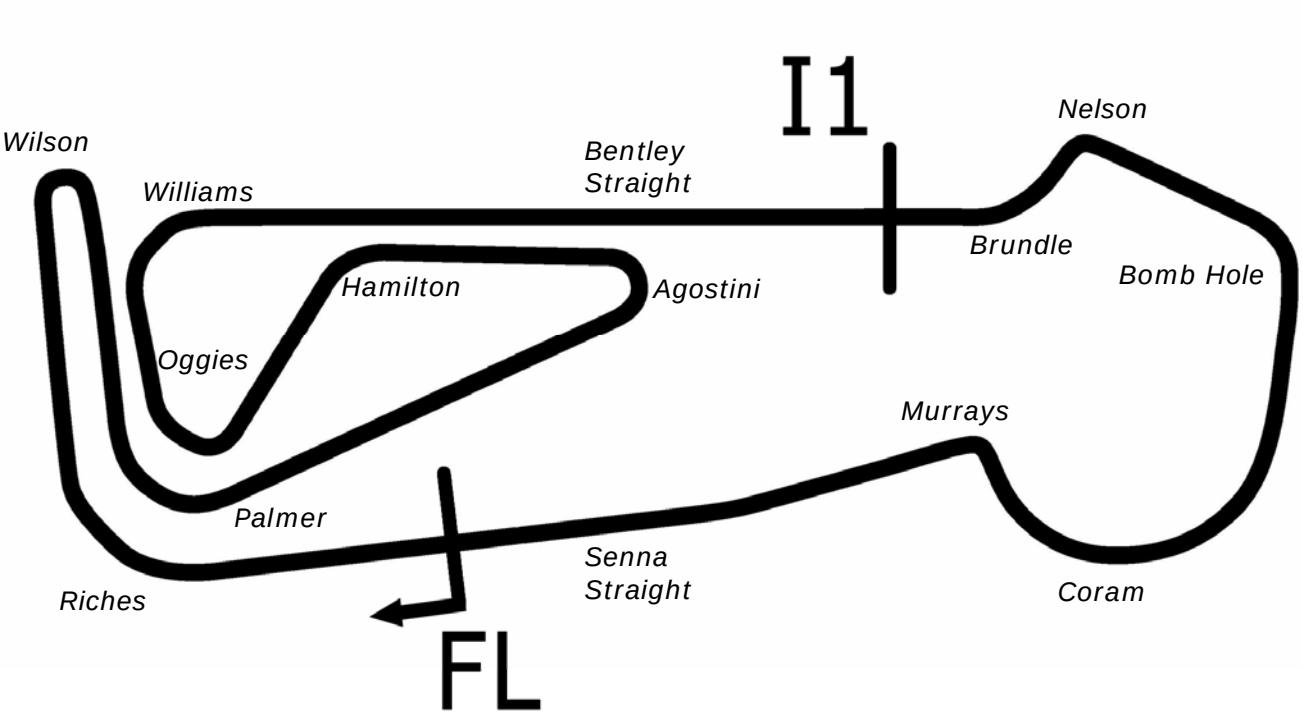

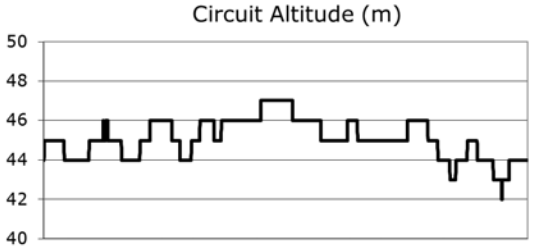

Length	2.9689 miles	4778.0 m	
FL		52.46340 N	0.94476 E
I1	3198m	52.46617 N	0.94964 E
Pit Entry	4572m	52.46364 N	0.94774 E
Pit Exit	40m after FL	52.46338 N	0.94420 E

Pit Entry–Pit Exit 246m, 14.7s @60kph, 11.0s @80kph

All results available at www.tsl-timing.com

BMCRC Thunderbike Sport & BMCRC Rookie Minitwins

QUALIFYING - CLASSIFICATION

POS	NO	CL	PIC	NAME	ENTRY	TIME	ON	LAPS	GAP	DIFF	MPH
1	22		1	Ben DOOLAN	Yamaha - my wallet	2:06.800	4	6			84.29
2	198		2	Steven TOPPING	Yamaha -	2:07.145	3	6	0.345	0.345	84.06
3	47		3	Thomas WATSON	Yamaha - Motorsportdays.com TEA Time Racing	2:09.954	4	6	3.154	2.809	82.24
4	101		4	Jon BARNES	Suzuki -	2:10.875	4	6	4.075	0.921	81.66
5	81		5	Malvern MAY	Ducati -	2:11.296	6	6	4.496	0.421	81.40
6	17	RMT	1	Charlie DOWNES (SNR)	Suzuki - Ray Gnarley/ MoreMoto	2:12.069	6	6	5.269	0.773	80.92
7	84		6	Ricardo BRANCO	Suzuki - IMP Racing	2:12.759	5	6	5.959	0.690	80.50
8	137	RMT	2	Charlie CRAWT	Suzuki - Pass Bike Motorcycle Training Ltd	2:14.523	5	6	7.723	1.764	79.45
9	50	RMT	3	Paul ROBSON	Suzuki -	2:14.688	6	6	7.888	0.165	79.35
10	150		7	Anthony HEVER	Kawasaki -	2:14.785	4	6	7.985	0.097	79.29
11	66		8	Mark SMITH	Yamaha - MHP EXHAUST`S	2:15.028	4	6	8.228	0.243	79.15
12	90		9	Edward WATSON	Suzuki - Motorsportdays.com TEA Time Racing	2:15.389	4	6	8.589	0.361	78.94
13	93		10	William GILLMAN	Honda -	2:15.453	4	4	8.653	0.064	78.90
14	666	R	1	Shane BEASLEY	Kawasaki -	2:15.600	5	5	8.800	0.147	78.82
15	42	R	2	Scott MILLER	Yamaha -	2:15.979	5	6	9.179	0.379	78.60
16	15		11	Grant WALDER	-	2:16.126	4	6	9.326	0.147	78.51
17	75		12	Stewart MAY	Honda - Tilehurst Glass Racing	2:16.403	4	4	9.603	0.277	78.35
18	181	RMT	4	Robert FRANKLIN	Suzuki - RCF GARDENS	2:17.102	6	6	10.302	0.699	77.95
19	48		13	Shaun WALLIS	Yamaha - Watling Tyres	2:18.355	4	5	11.555	1.253	77.25
20	131	RMT	5	Christopher EVANS	Suzuki - C.E PILATES	2:18.620	5	5	11.820	0.265	77.10
21	85		14	Andrew KITE	Ducati - Red Rebel Racing	2:20.878	5	5	14.078	2.258	75.86
22	18	R	3	Indy OFFER	Kawasaki - Kingswood cooling solutions	2:21.227	5	5	14.427	0.349	75.68
23	16		15	Geoff LANSDELL	Suzuki - EPG Domestic	2:21.701	5	6	14.901	0.474	75.42
24	5	R	4	William YOUNG	Yamaha - RoyBoy's Racing , RPH Carpentry Ltd	2:22.376	5	5	15.576	0.675	75.06
25	0	RMT	6	Luke STANLEY	Suzuki - MOREMOTO	2:22.422	5	5	15.622	0.046	75.04
26	145	RMT	7	Stuart JARVIS	Suzuki - STREETWORK SOLUTIONS LTD	2:22.614	3	3	15.814	0.192	74.94
27	45	R	5	John FORTEY	Suzuki - House of Gain Gym	2:22.811	5	5	16.011	0.197	74.84
28	59	RMT	8	Benn RIDGWELL	Suzuki -	2:24.427	2	2	17.627	1.616	74.00
29	37	R	6	Ricky WOODS	Suzuki - Des Woods	2:24.429	3	6	17.629	0.002	74.00
30	143		16	Robert DAVIE	Suzuki -	2:24.818	4	5	18.018	0.389	73.80
31	196	R	7	Emma PETERSON	Yamaha - Rst Concept store-Helmet City Chichester.Fish	2:24.850	4	6	18.050	0.032	73.78
32	152	RMT	9	Jason ALLEN	Suzuki -	2:24.863	3	4	18.063	0.013	73.78
33	73		17	Vincent LEWIN	Suzuki - vinitwinracing.co.uk	2:25.905	4	5	19.105	1.042	73.25
34	147	R	8	Matthew MAY	Kawasaki - Tilehurst Glass Racing	2:26.718	4	4	19.918	0.813	72.84
35	9	RMT	10	Andrew WATSON	Suzuki - TEA Time Racing	2:27.352	2	5	20.552	0.634	72.53
36	167		18	Mike DEVALL	Honda -	2:27.638	4	6	20.838	0.286	72.39
37	289	RMT	11	Philip HORNE	Suzuki -	2:27.658	5	5	20.858	0.020	72.38
38	44	RMT	12	Tony PARKER	Suzuki - Emerald Elevators	2:29.349	5	5	22.549	1.691	71.56
39	60	RMT	13	Adam RIDGWELL	Suzuki -	2:30.721	5	5	23.921	1.372	70.91
40	41		19	Marc AUKETT	Suzuki - Mistral Performance Engineering	2:32.462	3	4	25.662	1.741	70.10
41	33	R	9	Mark LAWRENCE	Honda - Sarky racing	2:33.886	5	5	27.086	1.424	69.45
42	102	R	10	James TEGG	Honda - Teggy102 Racing	2:53.859	3	5	47.059	19.973	61.47

Snetterton 300
Circuit Length = 2.9689 miles
Start: 11:23 Flag 11:35 End: 11:38

Weather / Track : Sunny / Dry

These results are provisional until the conclusion of any judicial and technical matters.

Clerk Of Course :		Timekeeper :

Results can be found at www.tsl-timing.com

Printed - 11:39 Saturday, 19 May 2018

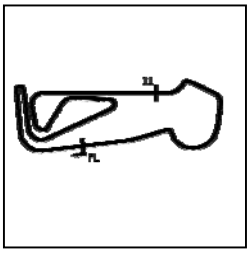

BMCRC Thunderbike Sport & BMCRC Rookie Minitwins

QUALIFYING - SECTOR ANALYSIS

SECTOR 1 = FL to I1, SECTOR 2 = I1 to FL, DIFF = Difference To Personal Best Lap, P = Crossed Finish Line in Pit Lane, D = Time Disallowed

P1 22 Ben DOOLAN Yamaha - my wallet

IDEAL LAP TIME : 2:06.800 BEST LAP TIME : 2:06.800 DIFFERENCE : 0.000

LAP	SECTOR 1	SECTOR 2	LAP TIME	MPH	DIFF	TIME OF DAY
1 -	1:30.090	42.971	2:13.061	80.32	6.261	11:25:37.878
2 -	1:25.958	42.576	2:08.534	83.15	1.734	11:27:46.412
3 -	1:25.174	42.320	2:07.494 **(2)**	83.83	0.694	11:29:53.906
4 -	***1:24.673***	***42.127***	***2:06.800*** **(1)**	***84.29***		***11:32:00.706***
5 -	1:25.001	42.933	2:07.934 **(3)**	83.54	1.134	11:34:08.640
6 -	1:27.791	44.272	2:12.063	80.93	5.263	11:36:20.703

P2 198 Steven TOPPING Yamaha -

IDEAL LAP TIME : 2:06.335 BEST LAP TIME : 2:07.145 DIFFERENCE : 0.810

LAP	SECTOR 1	SECTOR 2	LAP TIME	MPH	DIFF	TIME OF DAY
1 -	1:30.709	43.330	2:14.039	79.73	6.894	11:25:37.622
2 -	1:25.250	42.219	2:07.469 **(2)**	83.84	0.324	11:27:45.091
3 -	1:24.751	42.394	***2:07.145*** **(1)**	***84.06***		***11:29:52.236***
4 -	1:25.527	***42.078***	2:07.605 **(3)**	83.75	0.460	11:31:59.841
5 -	1:24.499	43.699	2:08.198	83.37	1.053	11:34:08.039
6 -	***1:24.257***	55.492	2:19.749	76.48	12.604	11:36:27.788

P3 47 Thomas WATSON Yamaha - Motorsportdays.com TEA Time Racing

IDEAL LAP TIME : 2:09.664 BEST LAP TIME : 2:09.954 DIFFERENCE : 0.290

LAP	SECTOR 1	SECTOR 2	LAP TIME	MPH	DIFF	TIME OF DAY
1 -	1:35.942	45.820	2:21.762	75.39	11.808	11:26:10.855
2 -	1:32.276	45.339	2:17.615	77.66	7.661	11:28:28.470
3 -	1:28.060	44.295	2:12.355	80.75	2.401	11:30:40.825
4 -	1:27.002	***42.952***	***2:09.954*** **(1)**	***82.24***		***11:32:50.779***
5 -	1:26.948	43.066	2:10.014 **(2)**	82.20	0.060	11:35:00.793
6 -	***1:26.712***	43.860	2:10.572 **(3)**	81.85	0.618	11:37:11.365

P4 101 Jon BARNES Suzuki -

IDEAL LAP TIME : 2:10.875 BEST LAP TIME : 2:10.875 DIFFERENCE : 0.000

LAP	SECTOR 1	SECTOR 2	LAP TIME	MPH	DIFF	TIME OF DAY
1 -	1:33.284	44.197	2:17.481	77.74	6.606	11:25:42.368
2 -	1:29.027	43.667	2:12.694	80.54	1.819	11:27:55.062
3 -	1:28.421	43.443	2:11.864	81.05	0.989	11:30:06.926
4 -	***1:27.566***	***43.309***	***2:10.875*** **(1)**	***81.66***		***11:32:17.801***
5 -	1:27.632	43.437	2:11.069 **(2)**	81.54	0.194	11:34:28.870
6 -	1:27.912	43.561	2:11.473 **(3)**	81.29	0.598	11:36:40.343

P5 81 Malvern MAY Ducati -

IDEAL LAP TIME : 2:10.568 BEST LAP TIME : 2:11.296 DIFFERENCE : 0.728

LAP	SECTOR 1	SECTOR 2	LAP TIME	MPH	DIFF	TIME OF DAY
1 -	1:36.595	48.164	2:24.759	73.83	13.463	11:26:03.316
2 -	1:30.598	43.589	2:14.187	79.65	2.891	11:28:17.503
3 -	1:29.335	43.772	2:13.107	80.29	1.811	11:30:30.610
4 -	1:28.779	***43.546***	2:12.325 **(3)**	80.77	1.029	11:32:42.935
5 -	1:27.536	44.405	2:11.941 **(2)**	81.00	0.645	11:34:54.876
6 -	***1:27.022***	44.274	***2:11.296*** **(1)**	***81.40***		***11:37:06.172***

P6 17 RMT Charlie DOWNES (SNR) Suzuki - Ray Gnarley/ MoreMoto

IDEAL LAP TIME : 2:11.740 BEST LAP TIME : 2:12.069 DIFFERENCE : 0.329

LAP	SECTOR 1	SECTOR 2	LAP TIME	MPH	DIFF	TIME OF DAY
1 -	1:30.758	58.254	2:29.012	71.72	16.943	11:25:56.723
2 -	1:32.348	44.570	2:16.918	78.06	4.849	11:28:13.641
3 -	1:29.266	44.604	2:13.870 **(3)**	79.83	1.801	11:30:27.511
4 -	1:28.893	***44.214***	2:13.107 **(2)**	80.29	1.038	11:32:40.618
5 -	1:29.619	44.663	2:14.282	79.59	2.213	11:34:54.900

Snetterton 300
Circuit Length = 2.9689 miles
Start: 11:23 Flag 11:35 End: 11:38

Weather / Track : Sunny / Dry

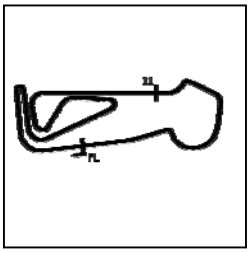

BMCRC Thunderbike Sport & BMCRC Rookie Minitwins

QUALIFYING - SECTOR ANALYSIS

SECTOR 1 = FL to I1, SECTOR 2 = I1 to FL, DIFF = Difference To Personal Best Lap, P = Crossed Finish Line in Pit Lane, D = Time Disallowed

6 -	***1:27.526***	44.543	***2:12.069***	**(1)**	***80.92***	***11:37:06.969***

P7 84 Ricardo BRANCO Suzuki - IMP Racing

IDEAL LAP TIME : 2:12.759 BEST LAP TIME : 2:12.759 DIFFERENCE : 0.000

LAP	SECTOR 1	SECTOR 2	LAP TIME		MPH	DIFF	TIME OF DAY
1 -	1:33.638	46.639	2:20.277		76.19	7.518	11:26:05.235
2 -	1:33.584	46.099	2:19.683		76.51	6.924	11:28:24.918
3 -	1:31.231	44.706	2:15.937		78.62	3.178	11:30:40.855
4 -	1:29.273	44.435	2:13.708	**(2)**	79.93	0.949	11:32:54.563
5 -	***1:28.591***	***44.168***	***2:12.759***	**(1)**	***80.50***		***11:35:07.322***
6 -	1:29.151	44.872	2:14.023	**(3)**	79.74	1.264	11:37:21.345

P8 137 RMT Charlie CRAWT Suzuki - Pass Bike Motorcycle Training Ltd

IDEAL LAP TIME : 2:14.523 BEST LAP TIME : 2:14.523 DIFFERENCE : 0.000

LAP	SECTOR 1	SECTOR 2	LAP TIME		MPH	DIFF	TIME OF DAY
1 -	1:37.469	46.346	2:23.815		74.31	9.292	11:26:39.667
2 -	1:31.367	46.434	2:17.801		77.56	3.278	11:28:57.468
3 -	1:33.275	47.852	2:21.127		75.73	6.604	11:31:18.595
4 -	1:31.431	45.434	2:16.865	**(2)**	78.09	2.342	11:33:35.460
5 -	***1:29.624***	***44.899***	***2:14.523***	**(1)**	***79.45***		***11:35:49.983***
6 -	1:30.831	46.082	2:16.913	**(3)**	78.06	2.390	11:38:06.896

P9 50 RMT Paul ROBSON Suzuki -

IDEAL LAP TIME : 2:14.688 BEST LAP TIME : 2:14.688 DIFFERENCE : 0.000

LAP	SECTOR 1	SECTOR 2	LAP TIME		MPH	DIFF	TIME OF DAY
1 -	1:43.142	49.307	2:32.449		70.10	17.761	11:26:26.474
2 -	1:32.216	46.869	2:19.085		76.84	4.397	11:28:45.559
3 -	1:31.681	45.902	2:17.583	**(3)**	77.68	2.895	11:31:03.142
4 -	1:33.966	48.137	2:22.103		75.21	7.415	11:33:25.245
5 -	1:30.815	45.762	2:16.577	**(2)**	78.25	1.889	11:35:41.822
6 -	***1:29.485***	***45.203***	***2:14.688***	**(1)**	***79.35***		***11:37:56.510***

P10 150 Anthony HEVER Kawasaki -

IDEAL LAP TIME : 2:13.768 BEST LAP TIME : 2:14.785 DIFFERENCE : 1.017

LAP	SECTOR 1	SECTOR 2	LAP TIME		MPH	DIFF	TIME OF DAY
1 -	1:41.565	48.698	2:30.263		71.12	15.478	11:26:18.581
2 -	1:31.471	46.251	2:17.722		77.60	2.937	11:28:36.303
3 -	1:29.984	45.440	2:15.424	**(2)**	78.92	0.639	11:30:51.727
4 -	1:29.537	***45.248***	***2:14.785***	**(1)**	***79.29***		***11:33:06.512***
5 -	1:30.047	46.393	2:16.440	**(3)**	78.33	1.655	11:35:22.952
6 -	***1:28.520***	49.504	2:18.024		77.43	3.239	11:37:40.976

P11 66 Mark SMITH Yamaha - MHP EXHAUST`S

IDEAL LAP TIME : 2:15.028 BEST LAP TIME : 2:15.028 DIFFERENCE : 0.000

LAP	SECTOR 1	SECTOR 2	LAP TIME		MPH	DIFF	TIME OF DAY
1 -	1:42.154	51.157	2:33.311		69.71	18.283	11:26:05.301
2 -	1:32.843	46.649	2:19.492		76.62	4.464	11:28:24.793
3 -	1:31.659	45.279	2:16.938		78.05	1.910	11:30:41.731
4 -	***1:29.755***	***45.273***	***2:15.028***	**(1)**	***79.15***		***11:32:56.759***
5 -	1:30.844	45.438	2:16.282	**(2)**	78.42	1.254	11:35:13.041
6 -	1:30.522	46.142	2:16.664	**(3)**	78.20	1.636	11:37:29.705

P12 90 Edward WATSON Suzuki - Motorsportdays.com TEA Time Racing

IDEAL LAP TIME : 2:15.174 BEST LAP TIME : 2:15.389 DIFFERENCE : 0.215

LAP	SECTOR 1	SECTOR 2	LAP TIME		MPH	DIFF	TIME OF DAY
1 -	1:40.462	47.929	2:28.391		72.02	13.002	11:26:43.185
2 -	1:31.875	47.099	2:18.974		76.90	3.585	11:29:02.159
3 -	1:31.858	45.995	2:17.853		77.53	2.464	11:31:20.012

Snetterton 300
Circuit Length = 2.9689 miles
Start: 11:23 Flag 11:35 End: 11:38

Weather / Track : Sunny / Dry

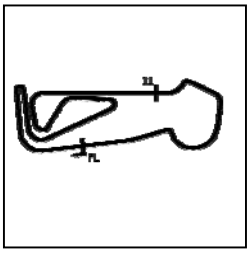

BMCRC Thunderbike Sport & BMCRC Rookie Minitwins

QUALIFYING - SECTOR ANALYSIS

SECTOR 1 = FL to I1, SECTOR 2 = I1 to FL, DIFF = Difference To Personal Best Lap, P = Crossed Finish Line in Pit Lane, D = Time Disallowed

4 -	1:30.435	***44.954***	***2:15.389***	**(1)**	***78.94***		***11:33:35.401***
5 -	***1:30.220***	46.963	2:17.183	**(3)**	77.91	1.794	11:35:52.584
6 -	1:31.470	45.696	2:17.166	**(2)**	77.92	1.777	11:38:09.750

P13 93 William GILLMAN — Honda -

IDEAL LAP TIME : 2:14.823 BEST LAP TIME : 2:15.453 DIFFERENCE : 0.630

LAP	SECTOR 1	SECTOR 2	LAP TIME		MPH	DIFF	TIME OF DAY
1 -	OUTLAP	46.575	2:25.529		73.44	10.076	11:29:32.572
2 -	1:32.312	47.682	2:19.994	**(3)**	76.34	4.541	11:31:52.566
3 -	1:30.715	***45.275***	2:15.990	**(2)**	78.59	0.537	11:34:08.556
4 -	***1:29.548***	45.905	***2:15.453***	**(1)**	***78.90***		***11:36:24.009***

P14 666 R Shane BEASLEY — Kawasaki -

IDEAL LAP TIME : 2:15.245 BEST LAP TIME : 2:15.600 DIFFERENCE : 0.355

LAP	SECTOR 1	SECTOR 2	LAP TIME		MPH	DIFF	TIME OF DAY
1 -	1:56.294	51.305	2:47.599		63.77	31.999	11:27:12.062
2 -	1:32.882	47.730	2:20.612		76.01	5.012	11:29:32.674
3 -	1:30.520	48.679	2:19.199	**(3)**	76.78	3.599	11:31:51.873
4 -	***1:28.189***	47.877	2:16.066	**(2)**	78.55	0.466	11:34:07.939
5 -	1:28.544	***47.056***	***2:15.600***	**(1)**	***78.82***		***11:36:23.539***

P15 42 R Scott MILLER — Yamaha -

IDEAL LAP TIME : 2:15.405 BEST LAP TIME : 2:15.979 DIFFERENCE : 0.574

LAP	SECTOR 1	SECTOR 2	LAP TIME		MPH	DIFF	TIME OF DAY
1 -	1:44.250	46.921	2:31.171		70.70	15.192	11:26:20.788
2 -	1:32.841	45.278	2:18.119		77.38	2.140	11:28:38.907
3 -	1:31.290	47.176	2:18.466		77.18	2.487	11:30:57.373
4 -	1:31.239	***45.164***	2:16.403	**(2)**	78.35	0.424	11:33:13.776
5 -	***1:30.241***	45.738	***2:15.979***	**(1)**	***78.60***		***11:35:29.755***
6 -	1:30.823	45.988	2:16.811	**(3)**	78.12	0.832	11:37:46.566

P16 15 Grant WALDER — -

IDEAL LAP TIME : 2:15.880 BEST LAP TIME : 2:16.126 DIFFERENCE : 0.246

LAP	SECTOR 1	SECTOR 2	LAP TIME		MPH	DIFF	TIME OF DAY
1 -	1:37.438	***45.348***	2:22.786		74.85	6.660	11:26:14.480
2 -	1:32.611	45.387	2:17.998		77.45	1.872	11:28:32.478
3 -	1:31.030	45.578	2:16.608	**(2)**	78.23	0.482	11:30:49.086
4 -	***1:30.532***	45.594	***2:16.126***	**(1)**	***78.51***		***11:33:05.212***
5 -	1:31.492	48.355	2:19.847		76.42	3.721	11:35:25.059
6 -	1:30.945	46.007	2:16.952	**(3)**	78.04	0.826	11:37:42.011

P17 75 Stewart MAY — Honda - Tilehurst Glass Racing

IDEAL LAP TIME : 2:16.156 BEST LAP TIME : 2:16.403 DIFFERENCE : 0.247

LAP	SECTOR 1	SECTOR 2	LAP TIME		MPH	DIFF	TIME OF DAY
1 -	1:37.048	1:20.481	2:57.529		60.20	41.126	11:26:28.831
2 -	1:36.365	49.125	2:25.490	**(3)**	73.46	9.087	11:28:54.321
3 -	1:31.793	47.506	2:19.299	**(2)**	76.72	2.896	11:31:13.620
4 -	1:30.786	***45.617***	***2:16.403***	**(1)**	***78.35***		***11:33:30.023***

P18 181 RMT Robert FRANKLIN — Suzuki - RCF GARDENS

IDEAL LAP TIME : 2:17.102 BEST LAP TIME : 2:17.102 DIFFERENCE : 0.000

LAP	SECTOR 1	SECTOR 2	LAP TIME		MPH	DIFF	TIME OF DAY
1 -	1:45.095	48.062	2:33.157		69.78	16.055	11:26:23.033
2 -	1:33.854	48.380	2:22.234		75.14	5.132	11:28:45.267
3 -	1:32.799	46.457	2:19.256	**(3)**	76.75	2.154	11:31:04.523
4 -	1:32.597	48.285	2:20.882		75.86	3.780	11:33:25.405
5 -	1:31.241	46.811	2:18.052	**(2)**	77.42	0.950	11:35:43.457
6 -	***1:31.060***	***46.042***	***2:17.102***	**(1)**	***77.95***		***11:38:00.559***

Weather / Track : Sunny / Dry

Snetterton 300
Circuit Length = 2.9689 miles
Start: 11:23 Flag 11:35 End: 11:38

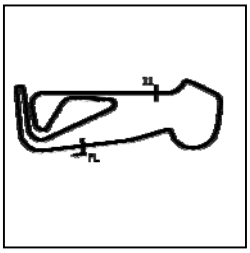

BMCRC Thunderbike Sport & BMCRC Rookie Minitwins

QUALIFYING - SECTOR ANALYSIS

SECTOR 1 = FL to I1, SECTOR 2 = I1 to FL, DIFF = Difference To Personal Best Lap, P = Crossed Finish Line in Pit Lane, D = Time Disallowed

P19 48 Shaun WALLIS Yamaha - Watling Tyres

IDEAL LAP TIME : 2:17.373 BEST LAP TIME : 2:18.355 DIFFERENCE : 0.982

LAP	SECTOR 1	SECTOR 2	LAP TIME	MPH	DIFF	TIME OF DAY
1 -	1:41.321	49.985	2:31.306	70.63	12.951	11:26:57.562
2 -	1:32.905	48.270	2:21.175	75.70	2.820	11:29:18.737
3 -	1:31.752	***46.870***	2:18.622 **(2)**	77.10	0.267	11:31:37.359
4 -	***1:30.503***	47.852	***2:18.355*** **(1)**	***77.25***		***11:33:55.714***
5 -	1:33.205	47.482	2:20.687 **(3)**	75.97	2.332	11:36:16.401

P20 131 RMT Christopher EVANS Suzuki - C.E PILATES

IDEAL LAP TIME : 2:18.620 BEST LAP TIME : 2:18.620 DIFFERENCE : 0.000

LAP	SECTOR 1	SECTOR 2	LAP TIME	MPH	DIFF	TIME OF DAY
1 -	1:39.558	48.395	2:27.953	72.23	9.333	11:26:44.460
2 -	1:35.278	47.773	2:23.051	74.71	4.431	11:29:07.511
3 -	1:34.789	47.480	2:22.269 **(2)**	75.12	3.649	11:31:29.780
4 -	1:34.456	48.423	2:22.879 **(3)**	74.80	4.259	11:33:52.659
5 -	***1:32.210***	***46.410***	***2:18.620*** **(1)**	***77.10***		***11:36:11.279***

P21 85 Andrew KITE Ducati - Red Rebel Racing

IDEAL LAP TIME : 2:20.878 BEST LAP TIME : 2:20.878 DIFFERENCE : 0.000

LAP	SECTOR 1	SECTOR 2	LAP TIME	MPH	DIFF	TIME OF DAY
1 -	1:45.264	50.966	2:36.230	68.41	15.352	11:26:27.273
2 -	1:37.726	49.387	2:27.113	72.65	6.235	11:28:54.386
3 -	1:35.834	50.189	2:26.023 **(3)**	73.19	5.145	11:31:20.409
4 -	1:35.419	48.187	2:23.606 **(2)**	74.42	2.728	11:33:44.015
5 -	***1:33.836***	***47.042***	***2:20.878*** **(1)**	***75.86***		***11:36:04.893***

P22 18 R Indy OFFER Kawasaki - Kingswood cooling solutions

IDEAL LAP TIME : 2:21.227 BEST LAP TIME : 2:21.227 DIFFERENCE : 0.000

LAP	SECTOR 1	SECTOR 2	LAP TIME	MPH	DIFF	TIME OF DAY
1 -	1:45.829	50.288	2:36.117	68.46	14.890	11:26:49.318
2 -	1:36.103	47.890	2:23.993	74.22	2.766	11:29:13.311
3 -	1:35.612	47.727	2:23.339 **(3)**	74.56	2.112	11:31:36.650
4 -	1:34.760	47.729	2:22.489 **(2)**	75.00	1.262	11:33:59.139
5 -	***1:33.621***	***47.606***	***2:21.227*** **(1)**	***75.68***		***11:36:20.366***

P23 16 Geoff LANSDELL Suzuki - EPG Domestic

IDEAL LAP TIME : 2:21.318 BEST LAP TIME : 2:21.701 DIFFERENCE : 0.383

LAP	SECTOR 1	SECTOR 2	LAP TIME	MPH	DIFF	TIME OF DAY
1 -	1:38.612	48.554	2:27.166	72.62	5.465	11:26:13.880
2 -	1:36.253	***47.155***	2:23.408 **(3)**	74.52	1.707	11:28:37.288
3 -	1:34.613	48.517	2:23.130 **(2)**	74.67	1.429	11:31:00.418
4 -	1:37.725	51.122	2:28.847	71.80	7.146	11:33:29.265
5 -	***1:34.163***	47.538	***2:21.701*** **(1)**	***75.42***		***11:35:50.966***
6 -	1:35.776	49.818	2:25.594	73.41	3.893	11:38:16.560

P24 5 R William YOUNG Yamaha - RoyBoy's Racing , RPH Carpentry Ltd

IDEAL LAP TIME : 2:22.376 BEST LAP TIME : 2:22.376 DIFFERENCE : 0.000

LAP	SECTOR 1	SECTOR 2	LAP TIME	MPH	DIFF	TIME OF DAY
1 -	1:44.738	51.314	2:36.052	68.49	13.676	11:26:28.217
2 -	1:37.890	49.696	2:27.586	72.41	5.210	11:28:55.803
3 -	1:36.432	49.018	2:25.450 **(3)**	73.48	3.074	11:31:21.253
4 -	1:35.267	48.342	2:23.609 **(2)**	74.42	1.233	11:33:44.862
5 -	***1:34.596***	***47.780***	***2:22.376*** **(1)**	***75.06***		***11:36:07.238***

Weather / Track : Sunny / Dry

Snetterton 300
Circuit Length = 2.9689 miles
Start: 11:23 Flag 11:35 End: 11:38

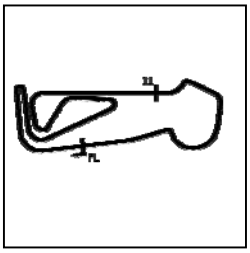

BMCRC Thunderbike Sport & BMCRC Rookie Minitwins

QUALIFYING - SECTOR ANALYSIS

SECTOR 1 = FL to I1, SECTOR 2 = I1 to FL, DIFF = Difference To Personal Best Lap, P = Crossed Finish Line in Pit Lane, D = Time Disallowed

P25 0 RMT Luke STANLEY Suzuki - MOREMOTO

IDEAL LAP TIME : 2:22.422 BEST LAP TIME : 2:22.422 DIFFERENCE : 0.000

LAP	SECTOR 1	SECTOR 2	LAP TIME	MPH	DIFF	TIME OF DAY
1 -	1:42.706	48.635	2:31.341	70.62	8.919	11:26:37.016
2 -	1:37.076	48.287	2:25.363	73.52	2.941	11:29:02.379
3 -	1:36.672	47.787	2:24.459 (3)	73.98	2.037	11:31:26.838
4 -	1:35.289	47.494	2:22.783 (2)	74.85	0.361	11:33:49.621
5 -	***1:35.059***	***47.363***	***2:22.422 (1)***	***75.04***		***11:36:12.043***

P26 145 RMT Stuart JARVIS Suzuki - STREETWORK SOLUTIONS LTD

IDEAL LAP TIME : 2:22.578 BEST LAP TIME : 2:22.614 DIFFERENCE : 0.036

LAP	SECTOR 1	SECTOR 2	LAP TIME	MPH	DIFF	TIME OF DAY
1 -	1:36.055	***47.865***	2:23.920 (3)	74.26	1.306	11:25:50.011
2 -	1:35.496	47.869	2:23.365 (2)	74.55	0.751	11:28:13.376
3 -	***1:34.713***	47.901	***2:22.614 (1)***	***74.94***		***11:30:35.990***

P27 45 R John FORTEY Suzuki - House of Gain Gym

IDEAL LAP TIME : 2:22.811 BEST LAP TIME : 2:22.811 DIFFERENCE : 0.000

LAP	SECTOR 1	SECTOR 2	LAP TIME	MPH	DIFF	TIME OF DAY
1 -	1:47.120	52.025	2:39.145	67.15	16.334	11:26:30.525
2 -	1:37.227	50.997	2:28.224	72.10	5.413	11:28:58.749
3 -	1:36.266	48.861	2:25.127 (3)	73.64	2.316	11:31:23.876
4 -	1:35.247	48.442	2:23.689 (2)	74.38	0.878	11:33:47.565
5 -	***1:34.948***	***47.863***	***2:22.811 (1)***	***74.84***		***11:36:10.376***

P28 59 RMT Benn RIDGWELL Suzuki -

IDEAL LAP TIME : 2:24.427 BEST LAP TIME : 2:24.427 DIFFERENCE : 0.000

LAP	SECTOR 1	SECTOR 2	LAP TIME	MPH	DIFF	TIME OF DAY
1 -	1:42.831	52.117	2:34.948 (2)	68.97	10.521	11:26:22.378
2 -	***1:34.347***	***50.080***	***2:24.427 (1)***	***74.00***		***11:28:46.805***

P29 37 R Ricky WOODS Suzuki - Des Woods

IDEAL LAP TIME : 2:23.959 BEST LAP TIME : 2:24.429 DIFFERENCE : 0.470

LAP	SECTOR 1	SECTOR 2	LAP TIME	MPH	DIFF	TIME OF DAY
1 -	1:45.329	50.107	2:35.436	68.76	11.007	11:26:04.770
2 -	1:36.929	48.411	2:25.340 (3)	73.53	0.911	11:28:30.110
3 -	1:36.693	***47.736***	***2:24.429 (1)***	***74.00***		***11:30:54.539***
4 -	***1:36.223***	48.519	2:24.742 (2)	73.84	0.313	11:33:19.281
5 -	1:37.070	49.299	2:26.369	73.02	1.940	11:35:45.650
6 -	1:39.658	50.406	2:30.064	71.22	5.635	11:38:15.714

P30 143 Robert DAVIE Suzuki -

IDEAL LAP TIME : 2:24.764 BEST LAP TIME : 2:24.818 DIFFERENCE : 0.054

LAP	SECTOR 1	SECTOR 2	LAP TIME	MPH	DIFF	TIME OF DAY
1 -	1:47.298	51.961	2:39.259	67.11	14.441	11:26:31.542
2 -	1:38.121	49.542	2:27.663 (3)	72.38	2.845	11:28:59.205
3 -	1:39.535	49.040	2:28.575	71.93	3.757	11:31:27.780
4 -	***1:35.788***	49.030	***2:24.818 (1)***	***73.80***		***11:33:52.598***
5 -	1:37.203	***48.976***	2:26.179 (2)	73.11	1.361	11:36:18.777

P31 196 R Emma PETERSON Yamaha - Rst Concept store-Helmet City Chichester.Fisherbrow

IDEAL LAP TIME : 2:23.965 BEST LAP TIME : 2:24.850 DIFFERENCE : 0.885

LAP	SECTOR 1	SECTOR 2	LAP TIME	MPH	DIFF	TIME OF DAY
1 -	1:45.155	52.700	2:37.855	67.70	13.005	11:26:06.317
2 -	1:37.697	48.860	2:26.557	72.92	1.707	11:28:32.874
3 -	1:37.030	49.583	2:26.613	72.89	1.763	11:30:59.487
4 -	1:36.384	***48.466***	***2:24.850 (1)***	***73.78***		***11:33:24.337***

Snetterton 300
Circuit Length = 2.9689 miles
Start: 11:23 Flag 11:35 End: 11:38

Weather / Track : Sunny / Dry

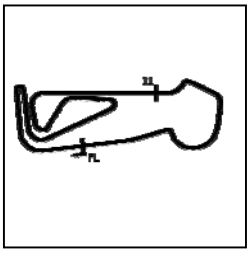

BMCRC Thunderbike Sport & BMCRC Rookie Minitwins

QUALIFYING - SECTOR ANALYSIS

SECTOR 1 = FL to I1, SECTOR 2 = I1 to FL, DIFF = Difference To Personal Best Lap, P = Crossed Finish Line in Pit Lane, D = Time Disallowed

5 -	***1:35.499***	49.650	2:25.149 **(2)**	73.63	0.299	11:35:49.486
6 -	1:35.642	49.952	2:25.594 **(3)**	73.41	0.744	11:38:15.080

P32 152 RMT Jason ALLEN

Suzuki -

IDEAL LAP TIME : 2:24.199 BEST LAP TIME : 2:24.863 DIFFERENCE : 0.664

LAP	SECTOR 1	SECTOR 2	LAP TIME	MPH	DIFF	TIME OF DAY
1 -	1:42.399	48.710	2:31.109	70.73	6.246	11:26:18.261
2 -	1:38.001	***47.231***	2:25.232 **(2)**	73.59	0.369	11:28:43.493
3 -	***1:36.968***	47.895	***2:24.863*** **(1)**	***73.78***		***11:31:08.356***
4 -	1:37.677	48.445	2:26.122 **(3)**	73.14	1.259	11:33:34.478

P33 73 Vincent LEWIN

Suzuki - vinitwinracing.co.uk

IDEAL LAP TIME : 2:25.600 BEST LAP TIME : 2:25.905 DIFFERENCE : 0.305

LAP	SECTOR 1	SECTOR 2	LAP TIME	MPH	DIFF	TIME OF DAY
1 -	1:47.531	51.212	2:38.743	67.32	12.838	11:26:51.241
2 -	1:38.771	51.009	2:29.780	71.35	3.875	11:29:21.021
3 -	1:36.381	50.483	2:26.864 **(3)**	72.77	0.959	11:31:47.885
4 -	***1:36.353***	49.552	***2:25.905*** **(1)**	***73.25***		***11:34:13.790***
5 -	1:37.067	***49.247***	2:26.314 **(2)**	73.04	0.409	11:36:40.104

P34 147 R Matthew MAY

Kawasaki - Tilehurst Glass Racing

IDEAL LAP TIME : 2:26.718 BEST LAP TIME : 2:26.718 DIFFERENCE : 0.000

LAP	SECTOR 1	SECTOR 2	LAP TIME	MPH	DIFF	TIME OF DAY
1 -	1:48.350	51.602	2:39.952	66.82	13.234	11:26:52.747
2 -	1:42.882	50.227	2:33.109 **(3)**	69.80	6.391	11:29:25.856
3 -	1:38.429	50.903	2:29.332 **(2)**	71.57	2.614	11:31:55.188
4 -	***1:36.925***	***49.793***	***2:26.718*** **(1)**	***72.84***		***11:34:21.906***

P35 9 RMT Andrew WATSON

Suzuki - TEA Time Racing

IDEAL LAP TIME : 2:26.240 BEST LAP TIME : 2:27.352 DIFFERENCE : 1.112

LAP	SECTOR 1	SECTOR 2	LAP TIME	MPH	DIFF	TIME OF DAY
1 -	1:48.618	50.514	2:39.132	67.16	11.780	11:26:31.280
2 -	***1:37.346***	50.006	***2:27.352*** **(1)**	***72.53***		***11:28:58.632***
3 -	1:38.763	***48.894***	2:27.657 **(3)**	72.38	0.305	11:31:26.289
4 -	1:37.870	49.799	2:27.669	72.37	0.317	11:33:53.958
5 -	1:37.527	49.863	2:27.390 **(2)**	72.51	0.038	11:36:21.348

P36 167 Mike DEVALL

Honda -

IDEAL LAP TIME : 2:27.593 BEST LAP TIME : 2:27.638 DIFFERENCE : 0.045

LAP	SECTOR 1	SECTOR 2	LAP TIME	MPH	DIFF	TIME OF DAY
1 -	1:43.147	50.831	2:33.978	69.41	6.340	11:26:02.616
2 -	1:38.365	***49.319***	2:27.684 **(2)**	72.37	0.046	11:28:30.300
3 -	1:38.905	49.349	2:28.254 **(3)**	72.09	0.616	11:30:58.554
4 -	***1:38.274***	49.364	***2:27.638*** **(1)**	***72.39***		***11:33:26.192***
5 -	1:39.180	50.001	2:29.181	71.64	1.543	11:35:55.373
6 -	1:39.560	50.022	2:29.582	71.45	1.944	11:38:24.955

P37 289 RMT Philip HORNE

Suzuki -

IDEAL LAP TIME : 2:26.828 BEST LAP TIME : 2:27.658 DIFFERENCE : 0.830

LAP	SECTOR 1	SECTOR 2	LAP TIME	MPH	DIFF	TIME OF DAY
1 -	1:45.855	51.346	2:37.201	67.98	9.543	11:26:26.206
2 -	1:39.488	52.314	2:31.802	70.40	4.144	11:28:58.008
3 -	***1:38.005***	50.000	2:28.005 **(2)**	72.21	0.347	11:31:26.013
4 -	1:38.225	50.778	2:29.003 **(3)**	71.73	1.345	11:33:55.016
5 -	1:38.835	***48.823***	***2:27.658*** **(1)**	***72.38***		***11:36:22.674***

Weather / Track : Sunny / Dry

Snetterton 300
Circuit Length = 2.9689 miles
Start: 11:23 Flag 11:35 End: 11:38

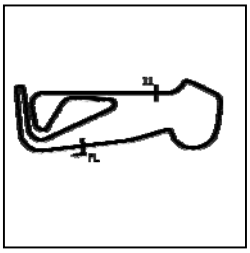

BMCRC Thunderbike Sport & BMCRC Rookie Minitwins

QUALIFYING - SECTOR ANALYSIS

SECTOR 1 = FL to I1, SECTOR 2 = I1 to FL, DIFF = Difference To Personal Best Lap, P = Crossed Finish Line in Pit Lane, D = Time Disallowed

P38 44 RMT Tony PARKER Suzuki - Emerald Elevators

IDEAL LAP TIME : 2:28.452 BEST LAP TIME : 2:29.349 DIFFERENCE : 0.897

LAP	SECTOR 1	SECTOR 2	LAP TIME	MPH	DIFF	TIME OF DAY
1 -	1:47.310	52.166	2:39.476	67.02	10.127	11:26:14.000
2 -	1:40.315	51.171	2:31.486 **(3)**	70.55	2.137	11:28:45.486
3 -	***1:38.373***	51.527	2:29.900 **(2)**	71.30	0.551	11:31:15.386
4 -	1:41.487	51.073	2:32.560	70.05	3.211	11:33:47.946
5 -	1:39.270	***50.079***	***2:29.349*** **(1)**	***71.56***		***11:36:17.295***

P39 60 RMT Adam RIDGWELL Suzuki -

IDEAL LAP TIME : 2:30.592 BEST LAP TIME : 2:30.721 DIFFERENCE : 0.129

LAP	SECTOR 1	SECTOR 2	LAP TIME	MPH	DIFF	TIME OF DAY
1 -	1:48.853	51.613	2:40.466	66.60	9.745	11:26:11.009
2 -	1:42.828	50.773	2:33.601	69.58	2.880	11:28:44.610
3 -	1:42.355	50.513	2:32.868 **(3)**	69.91	2.147	11:31:17.478
4 -	1:41.728	***50.280***	2:32.008 **(2)**	70.31	1.287	11:33:49.486
5 -	***1:40.312***	50.409	***2:30.721*** **(1)**	***70.91***		***11:36:20.207***

P40 41 Marc AUKETT Suzuki - Mistral Performance Engineering

IDEAL LAP TIME : 2:32.462 BEST LAP TIME : 2:32.462 DIFFERENCE : 0.000

LAP	SECTOR 1	SECTOR 2	LAP TIME	MPH	DIFF	TIME OF DAY
1 -	1:48.712	51.933	2:40.645	66.53	8.183	11:26:12.760
2 -	1:43.390	51.669	2:35.059 **(3)**	68.92	2.597	11:28:47.819
3 -	***1:41.571***	***50.891***	***2:32.462*** **(1)**	***70.10***		***11:31:20.281***
4 -	1:42.037	52.031	2:34.068 **(2)**	69.37	1.606	11:33:54.349

P41 33 R Mark LAWRENCE Honda - Sarky racing

IDEAL LAP TIME : 2:32.976 BEST LAP TIME : 2:33.886 DIFFERENCE : 0.910

LAP	SECTOR 1	SECTOR 2	LAP TIME	MPH	DIFF	TIME OF DAY
1 -	1:52.846	54.465	2:47.311	63.88	13.425	11:27:00.780
2 -	1:47.447	53.035	2:40.482	66.59	6.596	11:29:41.262
3 -	1:44.373	51.637	2:36.010 **(3)**	68.50	2.124	11:32:17.272
4 -	1:43.492	***50.902***	2:34.394 **(2)**	69.22	0.508	11:34:51.666
5 -	***1:42.074***	51.812	***2:33.886*** **(1)**	***69.45***		***11:37:25.552***

P42 102 R James TEGG Honda - Teggy102 Racing

IDEAL LAP TIME : 2:52.022 BEST LAP TIME : 2:53.859 DIFFERENCE : 1.837

LAP	SECTOR 1	SECTOR 2	LAP TIME	MPH	DIFF	TIME OF DAY
1 -	2:00.933	58.426	2:59.359	59.59	5.500	11:26:50.500
2 -	1:56.213	***57.784***	2:53.997 **(2)**	61.42	0.138	11:29:44.497
3 -	***1:54.238***	59.621	***2:53.859*** **(1)**	***61.47***		***11:32:38.356***
4 -	1:56.859	1:01.751	2:58.610	59.84	4.751	11:35:36.966
5 -	1:58.551	58.802	2:57.353 **(3)**	60.26	3.494	11:38:34.319

Weather / Track : Sunny / Dry

Snetterton 300
Circuit Length = 2.9689 miles
Start: 11:23 Flag 11:35 End: 11:38

BMCRC Thunderbike Sport & BMCRC Rookie Minitwins

QUALIFYING - BEST SECTORS

SECTOR 1				SECTOR 2			IDEAL / BEST COMPARISON					
POS	NO	NAME	TIME	NO	NAME	TIME	POS	NO	NAME	IDEAL	BEST	DIFF
									PERFECT LAP	2:06.335		
1	198	TOPPING	**1:24.257**	198	TOPPING	**42.078**	1	198	TOPPING	2:06.335	2:07.145	0.810
2	22	DOOLAN	**1:24.673**	22	DOOLAN	**42.127**	2	22	DOOLAN	2:06.800	2:06.800	0.000
3	47	WATSON	**1:26.712**	47	WATSON	**42.952**	3	47	WATSON	2:09.664	2:09.954	0.290
4	81	MAY	**1:27.022**	101	BARNES	**43.309**	4	81	MAY	2:10.568	2:11.296	0.728
5	17	DOWNES (SNR)	**1:27.526**	81	MAY	**43.546**	5	101	BARNES	2:10.875	2:10.875	0.000
6	101	BARNES	**1:27.566**	84	BRANCO	**44.168**	6	17	DOWNES (SNR)	2:11.740	2:12.069	0.329
7	666	BEASLEY	**1:28.189**	17	DOWNES (SNR)	**44.214**	7	84	BRANCO	2:12.759	2:12.759	0.000
8	150	HEVER	**1:28.520**	137	CRAWT	**44.899**	8	150	HEVER	2:13.768	2:14.785	1.017
9	84	BRANCO	**1:28.591**	90	WATSON	**44.954**	9	137	CRAWT	2:14.523	2:14.523	0.000
10	50	ROBSON	**1:29.485**	42	MILLER	**45.164**	10	50	ROBSON	2:14.688	2:14.688	0.000
11	93	GILLMAN	**1:29.548**	50	ROBSON	**45.203**	11	93	GILLMAN	2:14.823	2:15.453	0.630
12	137	CRAWT	**1:29.624**	150	HEVER	**45.248**	12	66	SMITH	2:15.028	2:15.028	0.000
13	66	SMITH	**1:29.755**	66	SMITH	**45.273**	13	90	WATSON	2:15.174	2:15.389	0.215
14	90	WATSON	**1:30.220**	93	GILLMAN	**45.275**	14	666	BEASLEY	2:15.245	2:15.600	0.355
15	42	MILLER	**1:30.241**	15	WALDER	**45.348**	15	42	MILLER	2:15.405	2:15.979	0.574
16	48	WALLIS	**1:30.503**	75	MAY	**45.617**	16	15	WALDER	2:15.880	2:16.126	0.246
17	15	WALDER	**1:30.532**	181	FRANKLIN	**46.042**	17	75	MAY	2:16.156	2:16.403	0.247
18	75	MAY	**1:30.539**	131	EVANS	**46.410**	18	181	FRANKLIN	2:17.102	2:17.102	0.000
19	181	FRANKLIN	**1:31.060**	48	WALLIS	**46.870**	19	48	WALLIS	2:17.373	2:18.355	0.982
20	131	EVANS	**1:32.210**	85	KITE	**47.042**	20	131	EVANS	2:18.620	2:18.620	0.000
21	18	OFFER	**1:33.621**	666	BEASLEY	**47.056**	21	85	KITE	2:20.878	2:20.878	0.000
22	85	KITE	**1:33.836**	16	LANSDELL	**47.155**	22	18	OFFER	2:21.227	2:21.227	0.000
23	16	LANSDELL	**1:34.163**	152	ALLEN	**47.231**	23	16	LANSDELL	2:21.318	2:21.701	0.383
24	59	RIDGWELL	**1:34.347**	0	STANLEY	**47.363**	24	5	YOUNG	2:22.376	2:22.376	0.000
25	5	YOUNG	**1:34.596**	18	OFFER	**47.606**	25	0	STANLEY	2:22.422	2:22.422	0.000
26	145	JARVIS	**1:34.713**	37	WOODS	**47.736**	26	145	JARVIS	2:22.578	2:22.614	0.036
27	45	FORTEY	**1:34.948**	5	YOUNG	**47.780**	27	45	FORTEY	2:22.811	2:22.811	0.000
28	0	STANLEY	**1:35.059**	45	FORTEY	**47.863**	28	37	WOODS	2:23.959	2:24.429	0.470
29	196	PETERSON	**1:35.499**	145	JARVIS	**47.865**	29	196	PETERSON	2:23.965	2:24.850	0.885
30	143	DAVIE	**1:35.788**	196	PETERSON	**48.466**	30	152	ALLEN	2:24.199	2:24.863	0.664
31	37	WOODS	**1:36.223**	289	HORNE	**48.823**	31	59	RIDGWELL	2:24.427	2:24.427	0.000
32	73	LEWIN	**1:36.353**	9	WATSON	**48.894**	32	143	DAVIE	2:24.764	2:24.818	0.054
33	147	MAY	**1:36.925**	143	DAVIE	**48.976**	33	73	LEWIN	2:25.600	2:25.905	0.305
34	152	ALLEN	**1:36.968**	73	LEWIN	**49.247**	34	9	WATSON	2:26.240	2:27.352	1.112
35	9	WATSON	**1:37.346**	167	DEVALL	**49.319**	35	147	MAY	2:26.718	2:26.718	0.000
36	289	HORNE	**1:38.005**	147	MAY	**49.793**	36	289	HORNE	2:26.828	2:27.658	0.830
37	167	DEVALL	**1:38.274**	44	PARKER	**50.079**	37	167	DEVALL	2:27.593	2:27.638	0.045
38	44	PARKER	**1:38.373**	59	RIDGWELL	**50.080**	38	44	PARKER	2:28.452	2:29.349	0.897
39	60	RIDGWELL	**1:40.312**	60	RIDGWELL	**50.280**	39	60	RIDGWELL	2:30.592	2:30.721	0.129
40	41	AUKETT	**1:41.571**	41	AUKETT	**50.891**	40	41	AUKETT	2:32.462	2:32.462	0.000
41	33	LAWRENCE	**1:42.074**	33	LAWRENCE	**50.902**	41	33	LAWRENCE	2:32.976	2:33.886	0.910
42	102	TEGG	**1:54.238**	102	TEGG	**57.784**	42	102	TEGG	2:52.022	2:53.859	1.837

Weather / Track : Sunny / Dry

Snetterton 300
Circuit Length = 2.9689 miles
Start: 11:23 Flag 11:35 End: 11:38

Results can be found at www.tsl-timing.com

Printed - 11:40 Saturday, 19 May 2018

BMCRC Thunderbike Sport & BMCRC Rookie Minitwins

RACE 9 - GRID (5 Laps)

ROW 14	42	102 James TEGG 2:53.859	41	33 Mark LAWRENCE 2:33.886	40	41 Marc AUKETT 2:32.462		
ROW 13	39	60 Adam RIDGWELL 2:30.721	38	44 Tony PARKER 2:29.349	37	289 Philip HORNE 2:27.658		
ROW 12	36	167 Mike DEVALL 2:27.638	35	9 Andrew WATSON 2:27.352	34	147 Matthew MAY 2:26.718		
ROW 11	33	73 Vincent LEWIN 2:25.905	32	152 Jason ALLEN 2:24.863	31	196 Emma PETERSON 2:24.850		
ROW 10	30	143 Robert DAVIE 2:24.818	29	37 Ricky WOODS 2:24.429	28	59 Benn RIDGWELL 2:24.427		
ROW 9	27	45 John FORTEY 2:22.811	26	145 Stuart JARVIS 2:22.614	25	0 Luke STANLEY 2:22.422		
ROW 8	24	5 William YOUNG 2:22.376	23	16 Geoff LANSDELL 2:21.701	22	18 Indy OFFER 2:21.227		
ROW 7	21	85 Andrew KITE 2:20.878	20	131 Christopher EVANS 2:18.620	19	48 Shaun WALLIS 2:18.355		
ROW 6	18	181 Robert FRANKLIN 2:17.102	17	75 Stewart MAY 2:16.403	16	15 Grant WALDER 2:16.126		
ROW 5	15	42 Scott MILLER 2:15.979	14	666 Shane BEASLEY 2:15.600	13	93 William GILLMAN 2:15.453		
ROW 4	12	90 Edward WATSON 2:15.389	11	66 Mark SMITH 2:15.028	10	150 Anthony HEVER 2:14.785		
ROW 3	9	50 Paul ROBSON 2:14.688	8	137 Charlie CRAWT 2:14.523	7	84 Ricardo BRANCO 2:12.759		
ROW 2	6	17 Charlie DOWNES (SNR) 2:12.069	5	81 Malvern MAY 2:11.296	4	101 Jon BARNES 2:10.875		
ROW 1	3	47 Thomas WATSON 2:09.954	2	198 Steven TOPPING 2:07.145	1	22 Ben DOOLAN 2:06.800		

Pole

Snetterton 300
Circuit Length = 2.9689 miles

These results are provisional until the conclusion of any judicial and technical matters.

Clerk Of Course :		Timekeeper :

Results can be found at www.tsl-timing.com

Printed - 11:42 Saturday, 19 May 2018

Steve Jordan motorcycles

BMCRC Thunderbike Sport & BMCRC Rookie Minitwins

RACE 9 - CLASSIFICATION

POS	NO	CL	PIC	NAME	ENTRY	LAPS	TIME	GAP	DIFF	MPH	BEST	ON
1	**198**		1	Steven TOPPING	Yamaha -	**5**	10:38.384			83.71	**2:06.137**	4
2	**47**		2	Thomas WATSON	Yamaha - Motorsportdays.com TEA Time Racing	**5**	10:47.761	**9.377**	9.377	82.50	**2:06.767**	5
3	**22**		3	Ben DOOLAN	Yamaha - my wallet	**5**	10:49.998	**11.614**	2.237	82.21	**2:08.340**	2
4	**81**		4	Malvern MAY	Ducati -	**5**	10:50.282	**11.898**	0.284	82.18	**2:07.050**	4
5	**101**		5	Jon BARNES	Suzuki -	**5**	11:02.591	**24.207**	12.309	80.65	**2:10.431**	2
6	**84**		6	Ricardo BRANCO	Suzuki - IMP Racing	**5**	11:07.394	**29.010**	4.803	80.07	**2:12.139**	3
7	**75**		7	Stewart MAY	Honda - Tilehurst Glass Racing	**5**	11:12.056	**33.672**	4.662	79.51	**2:11.452**	3
8	**17**	RMT	1	Charlie DOWNES (SNR)	Suzuki - Ray Gnarley/ MoreMoto	**5**	11:14.476	**36.092**	2.420	79.23	**2:13.288**	2
9	**66**		8	Mark SMITH	Yamaha - MHP EXHAUST`S	**5**	11:17.231	**38.847**	2.755	78.91	**2:12.077**	5
10	**93**		9	William GILLMAN	Honda -	**5**	11:18.541	**40.157**	1.310	78.75	**2:13.538**	5
11	**90**		10	Edward WATSON	Suzuki - Motorsportdays.com TEA Time Racing	**5**	11:20.487	**42.103**	1.946	78.53	**2:12.972**	5
12	**48**		11	Shaun WALLIS	Yamaha - Watling Tyres	**5**	11:20.754	**42.370**	0.267	78.50	**2:13.832**	2
13	**42**	R	1	Scott MILLER	Yamaha -	**5**	11:28.276	**49.892**	7.522	77.64	**2:15.448**	3
14	**137**	RMT	2	Charlie CRAWT	Suzuki - Pass Bike Motorcycle Training Ltd	**5**	11:33.511	**55.127**	5.235	77.05	**2:15.459**	2
15	**150**		12	Anthony HEVER	Kawasaki -	**5**	11:33.922	**55.538**	0.411	77.01	**2:13.284**	5
16	**50**		13	Paul ROBSON	Suzuki -	**5**	11:34.222	**55.838**	0.300	76.97	**2:15.925**	3
17	**181**	RMT	3	Robert FRANKLIN	Suzuki - RCF GARDENS	**5**	11:46.583	**1:08.199**	12.361	75.63	**2:16.466**	4
18	**131**	RMT	4	Christopher EVANS	Suzuki - C.E PILATES	**5**	11:46.852	**1:08.468**	0.269	75.60	**2:18.680**	4
19	**666**	R	2	Shane BEASLEY	Kawasaki -	**5**	11:52.120	**1:13.736**	5.268	75.04	**2:16.495**	2
20	**85**		14	Andrew KITE	Ducati - Red Rebel Racing	**5**	11:57.480	**1:19.096**	5.360	74.48	**2:19.043**	5
21	**0**	RMT	5	Luke STANLEY	Suzuki - MOREMOTO	**5**	11:57.660	**1:19.276**	0.180	74.46	**2:21.626**	2
22	**5**	R	3	William YOUNG	Yamaha - RoyBoy's Racing , RPH Carpentry Ltd	**5**	12:02.365	**1:23.981**	4.705	73.97	**2:22.208**	2
23	**16**		15	Geoff LANSDELL	Suzuki - EPG Domestic	**5**	12:03.275	**1:24.891**	0.910	73.88	**2:21.948**	2
24	**18**	R	4	Indy OFFER	Kawasaki - Kingswood cooling solutions	**5**	12:04.003	**1:25.619**	0.728	73.81	**2:22.104**	2
25	**45**	R	5	John FORTEY	Suzuki - House of Gain Gym	**5**	12:09.582	**1:31.198**	5.579	73.24	**2:21.840**	4
26	**143**		16	Robert DAVIE	Suzuki -	**5**	12:13.823	**1:35.439**	4.241	72.82	**2:20.945**	5
27	**145**	RMT	6	Stuart JARVIS	Suzuki - STREETWORK SOLUTIONS LTD	**5**	12:14.568	**1:36.184**	0.745	72.75	**2:21.936**	5
28	**9**	RMT	7	Andrew WATSON	Suzuki - TEA Time Racing	**5**	12:14.846	**1:36.462**	0.278	72.72	**2:22.769**	5
29	**59**	RMT	8	Benn RIDGWELL	Suzuki -	**5**	12:19.413	**1:41.029**	4.567	72.27	**2:23.878**	2
30	**147**	R	6	Matthew MAY	Kawasaki - Tilehurst Glass Racing	**5**	12:20.662	**1:42.278**	1.249	72.15	**2:20.644**	5
31	**37**	R	7	Ricky WOODS	Suzuki - Des Woods	**5**	12:23.834	**1:45.450**	3.172	71.84	**2:25.062**	5
32	**73**		17	Vincent LEWIN	Suzuki - vinitwinracing.co.uk	**5**	12:24.739	**1:46.355**	0.905	71.75	**2:23.137**	5
33	**44**	RMT	9	Tony PARKER	Suzuki - Emerald Elevators	**5**	12:25.676	**1:47.292**	0.937	71.66	**2:23.476**	5
34	**167**		18	Mike DEVALL	Honda -	**5**	12:26.777	**1:48.393**	1.101	71.56	**2:25.501**	5
35	**196**	R	8	Emma PETERSON	Yamaha - Rst Concept store-Helmet City Chicheste	**5**	12:40.646	**2:02.262**	13.869	70.25	**2:26.555**	4
36	**152**	RMT	10	Jason ALLEN	Suzuki -	**5**	12:40.914	**2:02.530**	0.268	70.23	**2:25.391**	4
37	**289**	RMT	11	Philip HORNE	Suzuki -	**5**	12:56.426	**2:18.042**	15.512	68.82	**2:29.141**	5
38	**60**	RMT	12	Adam RIDGWELL	Suzuki -	**5**	13:05.572	**2:27.188**	9.146	68.02	**2:31.917**	5
39	**33**	R	9	Mark LAWRENCE	Honda - Sarky racing	**4**	10:50.950	**1 Lap**	1 Lap	65.67	**2:38.455**	3
40	**102**	R	10	James TEGG	Honda - Teggy102 Racing	**4**	11:12.472	**1 Lap**	21.522	63.57	**2:43.394**	3

FASTEST LAP

198		Steven TOPPING	Yamaha -	**4**	2:06.137	84.73 mph	136.36 kph
17	RMT	Charlie DOWNES (SNR)	Suzuki - Ray Gnarley/ MoreMoto	**2**	2:13.288	80.18 mph	129.04 kph
42	R	Scott MILLER	Yamaha -	**3**	2:15.448	78.90 mph	126.99 kph

Class - 92.5% of Race Speed = 77.43 mph
Class RMT - 92.5% of Race Speed = 73.28 mph
Class R - 92.5% of Race Speed = 71.81 mph

Snetterton 300
Circuit Length = 2.9689 miles
Start: 14:57 Flag 15:08 End: 15:10

Weather / Track : Sunny / Dry
These results are provisional until the conclusion of any judicial and technical matters.

Clerk Of Course :		Timekeeper :

Results can be found at www.tsl-timing.com

Printed - 15:15 Saturday, 19 May 2018

BRITISH MOTOR CYCLE RACING CLUB

TSL SPORTS TIMING TIMING SOLUTIONS LTD

MRO

BMCRC Thunderbike Sport & BMCRC Rookie Minitwins

RACE 9 - LAP CHART

LAP 1 @ 14:59:45.452

NO	BEHIND	LAP TIME
198		2:11.285
22	3.787	2:15.072
81	4.603	2:15.888
47	5.937	2:17.222
84	6.628	2:17.913
101	6.739	2:18.024
17	8.796	2:20.081
93	8.996	2:20.281
90	10.286	2:21.571
66	11.156	2:22.441
75	11.841	2:23.126
137	12.192	2:23.477
48	12.564	2:23.849
50	14.459	2:25.744
42	14.478	2:25.763
131	17.468	2:28.753
0	18.525	2:29.810
5	20.043	2:31.328
16	21.177	2:32.462
18	21.734	2:33.019
9	23.585	2:34.870
85	24.429	2:35.714
45	24.455	2:35.740
181	24.896	2:36.181
143	25.343	2:36.628
150	26.530	2:37.815
666	27.135	2:38.420
37	27.386	2:38.671
59	28.612	2:39.897
167	28.961	2:40.246
145	29.282	2:40.567
147	30.661	2:41.946
44	30.922	2:42.207
73	31.942	2:43.227
196	36.835	2:48.120
152	39.601	2:50.886
33	40.144	2:51.429
60	40.780	2:52.065
102	41.993	2:53.278
289	42.831	2:54.116

LAP 2 @ 15:01:51.732

NO	BEHIND	LAP TIME
198		2:06.280
22	5.847	2:08.340
47	9.186	2:09.529
81	9.583	2:11.260
101	10.890	2:10.431
84	12.875	2:12.527
17	15.804	2:13.288
75	17.597	2:12.036
93	17.990	2:15.274
90	19.079	2:15.073
66	19.243	2:14.367
48	20.116	2:13.832
137	21.371	2:15.459
42	23.863	2:15.665
50	25.483	2:17.304
131	31.459	2:20.271
0	33.871	2:21.626
150	33.964	2:13.714
5	35.971	2:22.208
181	36.749	2:18.133
16	36.845	2:21.948
666	37.350	2:16.495
18	37.558	2:22.104
85	41.499	2:23.350
9	43.453	2:26.148
45	44.496	2:26.321
143	45.181	2:26.118
59	46.210	2:23.878
145	46.739	2:23.737
37	47.516	2:26.410
167	49.147	2:26.466
147	51.587	2:27.206
44	52.406	2:27.764
73	52.971	2:27.309
152	1:00.531	2:27.210
196	1:01.118	2:30.563
289	1:09.408	2:32.857
60	1:10.438	2:35.938
33	1:12.496	2:38.632
102	1:21.789	2:46.076

LAP 3 @ 15:03:58.364

NO	BEHIND	LAP TIME
198		2:06.632
22	7.603	2:08.388
47	10.010	2:07.456
81	11.007	2:08.056
101	15.772	2:11.514
84	18.382	2:12.139
75	22.417	2:11.452
17	23.230	2:14.058
93	25.686	2:14.328
66	26.342	2:13.731
90	26.924	2:14.477
48	27.614	2:14.130
137	31.980	2:17.241
42	32.679	2:15.448
50	34.776	2:15.925
150	42.171	2:14.839
131	43.887	2:19.060
666	47.438	2:16.720
181	48.350	2:18.233
0	48.868	2:21.629
5	53.052	2:23.713
16	53.452	2:23.239
18	53.851	2:22.925
85	55.188	2:20.321
45	59.929	2:22.065
9	1:01.949	2:25.128
143	1:02.625	2:24.076
145	1:03.232	2:23.125
59	1:04.379	2:24.801
37	1:08.038	2:27.154
167	1:09.907	2:27.392
147	1:10.196	2:25.241
44	1:11.104	2:25.330
73	1:11.271	2:24.932
196	1:22.992	2:28.506
152	1:24.494	2:30.595
289	1:33.552	2:30.776
60	1:37.019	2:33.213
33	1:44.319	2:38.455
102	1:58.551	2:43.394

LAP 4 @ 15:06:04.501

NO	BEHIND	LAP TIME
198		2:06.137
22	10.433	2:08.967
47	10.660	2:06.787
81	11.920	2:07.050
101	21.336	2:11.701
84	24.443	2:12.198
75	29.319	2:13.039
17	30.450	2:13.357
93	34.669	2:15.120
66	34.820	2:14.615
48	36.170	2:14.693
90	37.181	2:16.394
42	42.184	2:15.642
137	44.843	2:19.000
50	45.175	2:16.536
150	50.304	2:14.270
131	56.430	2:18.680
181	58.679	2:16.466
666	58.797	2:17.496
0	1:04.628	2:21.897
85	1:08.103	2:19.052
5	1:09.350	2:22.435
16	1:09.664	2:22.349
18	1:10.067	2:22.353
45	1:15.632	2:21.840
9	1:21.743	2:25.931
145	1:22.298	2:25.203
143	1:22.544	2:26.056
59	1:24.176	2:25.934
37	1:28.438	2:26.537
147	1:29.684	2:25.625
167	1:30.942	2:27.172
73	1:31.268	2:26.134
44	1:31.866	2:26.899
196	1:43.410	2:26.555
152	1:43.748	2:25.391
289	1:56.951	2:29.536
60	2:03.321	2:32.439

LAP 5 @ 15:08:12.551

NO	BEHIND	LAP TIME
198		2:08.050
47	9.377	2:06.767
22	11.614	2:09.231
81	11.898	2:08.028
33	1 Lap	2:42.434
101	24.207	2:10.921
84	29.010	2:12.617
75	33.672	2:12.403
102	1 Lap	2:49.724
17	36.092	2:13.692
66	38.847	2:12.077
93	40.157	2:13.538
90	42.103	2:12.972
48	42.370	2:14.250
42	49.892	2:15.758
137	55.127	2:18.334
150	55.538	2:13.284
50	55.838	2:18.713
181	1:08.199	2:17.570
131	1:08.468	2:20.088
666	1:13.736	2:22.989
85	1:19.096	2:19.043
0	1:19.276	2:22.698
5	1:23.981	2:22.681
16	1:24.891	2:23.277
18	1:25.619	2:23.602
45	1:31.198	2:23.616
143	1:35.439	2:20.945
145	1:36.184	2:21.936
9	1:36.462	2:22.769
59	1:41.029	2:24.903
147	1:42.278	2:20.644
37	1:45.450	2:25.062
73	1:46.355	2:23.137
44	1:47.292	2:23.476
167	1:48.393	2:25.501
196	2:02.262	2:26.902
152	2:02.530	2:26.832
289	2:18.042	2:29.141
60	2:27.188	2:31.917

Weather / Track : Sunny / Dry

Snetterton 300
Circuit Length = 2.9689 miles
Start: 14:57 Flag 15:08 End: 15:10

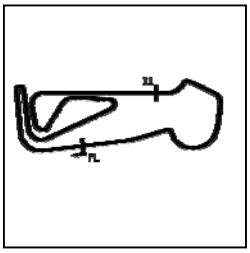

BMCRC Thunderbike Sport & BMCRC Rookie Minitwins

RACE 9 - SECTOR ANALYSIS

SECTOR 1 = FL to I1, SECTOR 2 = I1 to FL, DIFF = Difference To Personal Best Lap, P = Crossed Finish Line in Pit Lane, D = Time Disallowed

P1 198 Steven TOPPING Yamaha -

IDEAL LAP TIME : 2:06.068 BEST LAP TIME : 2:06.137 DIFFERENCE : 0.069

LAP	SECTOR 1	SECTOR 2	LAP TIME	MPH	DIFF	TIME OF DAY
1 -		42.250	2:11.285	81.41	5.148	14:59:45.452
2 -	***1:23.966***	42.314	2:06.280 **(2)**	84.63	0.143	15:01:51.732
3 -	1:24.499	42.133	2:06.632 **(3)**	84.40	0.495	15:03:58.364
4 -	1:24.035	***42.102***	***2:06.137*** **(1)**	***84.73***		***15:06:04.501***
5 -	1:24.737	43.313	2:08.050	83.46	1.913	15:08:12.551

P2 47 Thomas WATSON Yamaha - Motorsportdays.com TEA Time Racing

IDEAL LAP TIME : 2:06.582 BEST LAP TIME : 2:06.767 DIFFERENCE : 0.185

LAP	SECTOR 1	SECTOR 2	LAP TIME	MPH	DIFF	TIME OF DAY
1 -		43.338	2:17.222	77.88	10.455	14:59:51.389
2 -	1:26.419	43.110	2:09.529	82.51	2.762	15:02:00.918
3 -	1:24.790	42.666	2:07.456 **(3)**	83.85	0.689	15:04:08.374
4 -	***1:24.369***	42.418	2:06.787 **(2)**	84.29	0.020	15:06:15.161
5 -	1:24.554	***42.213***	***2:06.767*** **(1)**	***84.31***		***15:08:21.928***

P3 22 Ben DOOLAN Yamaha - my wallet

IDEAL LAP TIME : 2:07.758 BEST LAP TIME : 2:08.340 DIFFERENCE : 0.582

LAP	SECTOR 1	SECTOR 2	LAP TIME	MPH	DIFF	TIME OF DAY
1 -		43.096	2:15.072	79.12	6.732	14:59:49.239
2 -	1:25.598	42.742	***2:08.340*** **(1)**	***83.27***		***15:01:57.579***
3 -	***1:25.426***	42.962	2:08.388 **(2)**	83.24	0.048	15:04:05.967
4 -	1:25.997	42.970	2:08.967 **(3)**	82.87	0.627	15:06:14.934
5 -	1:26.899	***42.332***	2:09.231	82.70	0.891	15:08:24.165

P4 81 Malvern MAY Ducati -

IDEAL LAP TIME : 2:07.050 BEST LAP TIME : 2:07.050 DIFFERENCE : 0.000

LAP	SECTOR 1	SECTOR 2	LAP TIME	MPH	DIFF	TIME OF DAY
1 -		42.526	2:15.888	78.65	8.838	14:59:50.055
2 -	1:26.560	44.700	2:11.260	81.42	4.210	15:02:01.315
3 -	1:25.885	42.171	2:08.056 **(3)**	83.46	1.006	15:04:09.371
4 -	***1:24.950***	***42.100***	***2:07.050*** **(1)**	***84.12***		***15:06:16.421***
5 -	1:25.323	42.705	2:08.028 **(2)**	83.48	0.978	15:08:24.449

P5 101 Jon BARNES Suzuki -

IDEAL LAP TIME : 2:10.418 BEST LAP TIME : 2:10.431 DIFFERENCE : 0.013

LAP	SECTOR 1	SECTOR 2	LAP TIME	MPH	DIFF	TIME OF DAY
1 -		43.752	2:18.024	77.43	7.593	14:59:52.191
2 -	***1:27.084***	43.347	***2:10.431*** **(1)**	***81.94***		***15:02:02.622***
3 -	1:28.101	43.413	2:11.514 **(3)**	81.26	1.083	15:04:14.136
4 -	1:28.031	43.670	2:11.701	81.15	1.270	15:06:25.837
5 -	1:27.587	***43.334***	2:10.921 **(2)**	81.63	0.490	15:08:36.758

P6 84 Ricardo BRANCO Suzuki - IMP Racing

IDEAL LAP TIME : 2:11.542 BEST LAP TIME : 2:12.139 DIFFERENCE : 0.597

LAP	SECTOR 1	SECTOR 2	LAP TIME	MPH	DIFF	TIME OF DAY
1 -		44.400	2:17.913	77.49	5.774	14:59:52.080
2 -	1:28.508	44.019	2:12.527 **(3)**	80.64	0.388	15:02:04.607
3 -	1:28.430	***43.709***	***2:12.139*** **(1)**	***80.88***		***15:04:16.746***
4 -	1:27.887	44.311	2:12.198 **(2)**	80.84	0.059	15:06:28.944
5 -	***1:27.833***	44.784	2:12.617	80.59	0.478	15:08:41.561

P7 75 Stewart MAY Honda - Tilehurst Glass Racing

IDEAL LAP TIME : 2:11.203 BEST LAP TIME : 2:11.452 DIFFERENCE : 0.249

LAP	SECTOR 1	SECTOR 2	LAP TIME	MPH	DIFF	TIME OF DAY

Weather / Track : Sunny / Dry

Snetterton 300
Circuit Length = 2.9689 miles
Start: 14:57 Flag 15:08 End: 15:10

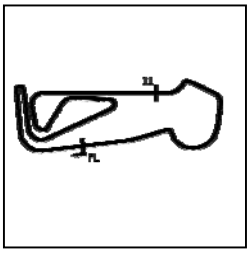

BMCRC Thunderbike Sport & BMCRC Rookie Minitwins

RACE 9 - SECTOR ANALYSIS

SECTOR 1 = FL to I1, SECTOR 2 = I1 to FL, DIFF = Difference To Personal Best Lap, P = Crossed Finish Line in Pit Lane, D = Time Disallowed

1 -		45.152	2:23.126		74.67	11.674	14:59:57.293
2 -	1:27.727	***44.309***	2:12.036	**(2)**	80.94	0.584	15:02:09.329
3 -	***1:26.894***	44.558	***2:11.452***	**(1)**	***81.30***		***15:04:20.781***
4 -	1:27.787	45.252	2:13.039		80.33	1.587	15:06:33.820
5 -	1:27.348	45.055	2:12.403	**(3)**	80.72	0.951	15:08:46.223

P8 17 RMT Charlie DOWNES (SNR)

Suzuki - Ray Gnarley/ MoreMoto

IDEAL LAP TIME : 2:13.152 BEST LAP TIME : 2:13.288 DIFFERENCE : 0.136

LAP	SECTOR 1	SECTOR 2	LAP TIME		MPH	DIFF	TIME OF DAY
1 -		44.368	2:20.081		76.29	6.793	14:59:54.248
2 -	1:28.959	44.329	***2:13.288***	**(1)**	***80.18***		***15:02:07.536***
3 -	1:29.387	44.671	2:14.058		79.72	0.770	15:04:21.594
4 -	1:29.069	***44.288***	2:13.357	**(2)**	80.14	0.069	15:06:34.951
5 -	***1:28.864***	44.828	2:13.692	**(3)**	79.94	0.404	15:08:48.643

P9 66 Mark SMITH

Yamaha - MHP EXHAUST`S

IDEAL LAP TIME : 2:12.077 BEST LAP TIME : 2:12.077 DIFFERENCE : 0.000

LAP	SECTOR 1	SECTOR 2	LAP TIME		MPH	DIFF	TIME OF DAY
1 -		44.895	2:22.441		75.03	10.364	14:59:56.608
2 -	1:29.587	44.780	2:14.367	**(3)**	79.54	2.290	15:02:10.975
3 -	1:28.842	44.889	2:13.731	**(2)**	79.92	1.654	15:04:24.706
4 -	1:29.377	45.238	2:14.615		79.39	2.538	15:06:39.321
5 -	***1:27.766***	***44.311***	***2:12.077***	**(1)**	***80.92***		***15:08:51.398***

P10 93 William GILLMAN

Honda -

IDEAL LAP TIME : 2:12.956 BEST LAP TIME : 2:13.538 DIFFERENCE : 0.582

LAP	SECTOR 1	SECTOR 2	LAP TIME		MPH	DIFF	TIME OF DAY
1 -		***43.835***	2:20.281		76.19	6.743	14:59:54.448
2 -	1:30.765	44.509	2:15.274		79.01	1.736	15:02:09.722
3 -	1:29.733	44.595	2:14.328	**(2)**	79.56	0.790	15:04:24.050
4 -	1:29.958	45.162	2:15.120	**(3)**	79.10	1.582	15:06:39.170
5 -	***1:29.121***	44.417	***2:13.538***	**(1)**	***80.03***		***15:08:52.708***

P11 90 Edward WATSON

Suzuki - Motorsportdays.com TEA Time Racing

IDEAL LAP TIME : 2:12.972 BEST LAP TIME : 2:12.972 DIFFERENCE : 0.000

LAP	SECTOR 1	SECTOR 2	LAP TIME		MPH	DIFF	TIME OF DAY
1 -		45.109	2:21.571		75.49	8.599	14:59:55.738
2 -	1:29.938	45.135	2:15.073	**(3)**	79.12	2.101	15:02:10.811
3 -	1:29.379	45.098	2:14.477	**(2)**	79.47	1.505	15:04:25.288
4 -	1:30.112	46.282	2:16.394		78.36	3.422	15:06:41.682
5 -	***1:28.587***	***44.385***	***2:12.972***	**(1)**	***80.37***		***15:08:54.654***

P12 48 Shaun WALLIS

Yamaha - Watling Tyres

IDEAL LAP TIME : 2:13.778 BEST LAP TIME : 2:13.832 DIFFERENCE : 0.054

LAP	SECTOR 1	SECTOR 2	LAP TIME		MPH	DIFF	TIME OF DAY
1 -		45.915	2:23.849		74.30	10.017	14:59:58.016
2 -	1:28.616	***45.216***	***2:13.832***	**(1)**	***79.86***		***15:02:11.848***
3 -	1:28.825	45.305	2:14.130	**(2)**	79.68	0.298	15:04:25.978
4 -	***1:28.562***	46.131	2:14.693		79.35	0.861	15:06:40.671
5 -	1:28.871	45.379	2:14.250	**(3)**	79.61	0.418	15:08:54.921

P13 42 R Scott MILLER

Yamaha -

IDEAL LAP TIME : 2:14.870 BEST LAP TIME : 2:15.448 DIFFERENCE : 0.578

LAP	SECTOR 1	SECTOR 2	LAP TIME		MPH	DIFF	TIME OF DAY
1 -		45.222	2:25.763		73.32	10.315	14:59:59.930
2 -	1:30.494	45.171	2:15.665	**(3)**	78.78	0.217	15:02:15.595
3 -	1:30.642	***44.806***	***2:15.448***	**(1)**	***78.90***		***15:04:31.043***
4 -	1:30.332	45.310	2:15.642	**(2)**	78.79	0.194	15:06:46.685

Weather / Track : Sunny / Dry

Snetterton 300
Circuit Length = 2.9689 miles
Start: 14:57 Flag 15:08 End: 15:10

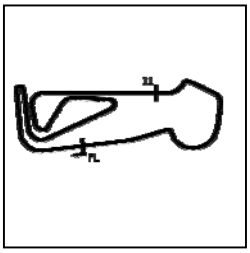

BMCRC Thunderbike Sport & BMCRC Rookie Minitwins

RACE 9 - SECTOR ANALYSIS

SECTOR 1 = FL to I1, SECTOR 2 = I1 to FL, DIFF = Difference To Personal Best Lap, P = Crossed Finish Line in Pit Lane, D = Time Disallowed

5 -	***1:30.064***	45.694	2:15.758	78.72	0.310	15:09:02.443

P14 137 RMT Charlie CRAWT — Suzuki - Pass Bike Motorcycle Training Ltd

IDEAL LAP TIME : 2:15.459 BEST LAP TIME : 2:15.459 DIFFERENCE : 0.000

LAP	SECTOR 1	SECTOR 2	LAP TIME	MPH	DIFF	TIME OF DAY
1 -		45.812	2:23.477	74.49	8.018	14:59:57.644
2 -	***1:30.264***	***45.195***	***2:15.459 (1)***	***78.90***		***15:02:13.103***
3 -	1:31.429	45.812	2:17.241 **(2)**	77.87	1.782	15:04:30.344
4 -	1:32.503	46.497	2:19.000	76.89	3.541	15:06:49.344
5 -	1:32.110	46.224	2:18.334 **(3)**	77.26	2.875	15:09:07.678

P15 150 Anthony HEVER — Kawasaki -

IDEAL LAP TIME : 2:12.895 BEST LAP TIME : 2:13.284 DIFFERENCE : 0.389

LAP	SECTOR 1	SECTOR 2	LAP TIME	MPH	DIFF	TIME OF DAY
1 -		47.677	2:37.815	67.72	24.531	15:00:11.982
2 -	1:28.575	***45.139***	2:13.714 **(2)**	79.93	0.430	15:02:25.696
3 -	1:29.612	45.227	2:14.839	79.26	1.555	15:04:40.535
4 -	1:28.947	45.323	2:14.270 **(3)**	79.60	0.986	15:06:54.805
5 -	***1:27.756***	45.528	***2:13.284 (1)***	***80.19***		***15:09:08.089***

P16 50 Paul ROBSON — Suzuki -

IDEAL LAP TIME : 2:15.594 BEST LAP TIME : 2:15.925 DIFFERENCE : 0.331

LAP	SECTOR 1	SECTOR 2	LAP TIME	MPH	DIFF	TIME OF DAY
1 -		45.945	2:25.744	73.33	9.819	14:59:59.911
2 -	1:31.183	46.121	2:17.304 **(3)**	77.84	1.379	15:02:17.215
3 -	1:30.379	***45.546***	***2:15.925 (1)***	***78.63***		***15:04:33.140***
4 -	***1:30.048***	46.488	2:16.536 **(2)**	78.28	0.611	15:06:49.676
5 -	1:31.782	46.931	2:18.713	77.05	2.788	15:09:08.389

P17 181 RMT Robert FRANKLIN — Suzuki - RCF GARDENS

IDEAL LAP TIME : 2:16.466 BEST LAP TIME : 2:16.466 DIFFERENCE : 0.000

LAP	SECTOR 1	SECTOR 2	LAP TIME	MPH	DIFF	TIME OF DAY
1 -		47.512	2:36.181	68.43	19.715	15:00:10.348
2 -	1:31.287	46.846	2:18.133 **(3)**	77.37	1.667	15:02:28.481
3 -	1:31.159	47.074	2:18.233	77.31	1.767	15:04:46.714
4 -	***1:29.885***	***46.581***	***2:16.466 (1)***	***78.32***		***15:07:03.180***
5 -	1:30.909	46.661	2:17.570 **(2)**	77.69	1.104	15:09:20.750

P18 131 RMT Christopher EVANS — Suzuki - C.E PILATES

IDEAL LAP TIME : 2:18.680 BEST LAP TIME : 2:18.680 DIFFERENCE : 0.000

LAP	SECTOR 1	SECTOR 2	LAP TIME	MPH	DIFF	TIME OF DAY
1 -		47.145	2:28.753	71.85	10.073	15:00:02.920
2 -	1:33.548	46.723	2:20.271	76.19	1.591	15:02:23.191
3 -	1:32.687	46.373	2:19.060 **(2)**	76.85	0.380	15:04:42.251
4 -	***1:32.482***	***46.198***	***2:18.680 (1)***	***77.07***		***15:07:00.931***
5 -	1:33.199	46.889	2:20.088 **(3)**	76.29	1.408	15:09:21.019

P19 666 R Shane BEASLEY — Kawasaki -

IDEAL LAP TIME : 2:15.243 BEST LAP TIME : 2:16.495 DIFFERENCE : 1.252

LAP	SECTOR 1	SECTOR 2	LAP TIME	MPH	DIFF	TIME OF DAY
1 -		1:01.383	2:38.420	67.46	21.925	15:00:12.587
2 -	1:30.649	***45.846***	***2:16.495 (1)***	***78.30***		***15:02:29.082***
3 -	***1:29.397***	47.323	2:16.720 **(2)**	78.17	0.225	15:04:45.802
4 -	1:29.842	47.654	2:17.496 **(3)**	77.73	1.001	15:07:03.298
5 -	1:29.911	53.078	2:22.989	74.74	6.494	15:09:26.287

Weather / Track : Sunny / Dry

Snetterton 300
Circuit Length = 2.9689 miles
Start: 14:57 Flag 15:08 End: 15:10

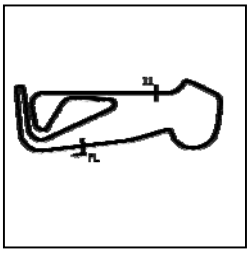

BMCRC Thunderbike Sport & BMCRC Rookie Minitwins

RACE 9 - SECTOR ANALYSIS

SECTOR 1 = FL to I1, SECTOR 2 = I1 to FL, DIFF = Difference To Personal Best Lap, P = Crossed Finish Line in Pit Lane, D = Time Disallowed

P20 85 Andrew KITE — Ducati - Red Rebel Racing

IDEAL LAP TIME : 2:18.803 BEST LAP TIME : 2:19.043 DIFFERENCE : 0.240

LAP	SECTOR 1	SECTOR 2	LAP TIME	MPH	DIFF	TIME OF DAY
1 -		48.994	2:35.714	68.63	16.671	15:00:09.881
2 -	1:35.680	47.670	2:23.350	74.55	4.307	15:02:33.231
3 -	1:33.579	46.742	2:20.321 **(3)**	76.16	1.278	15:04:53.552
4 -	1:32.379	***46.673***	2:19.052 **(2)**	76.86	0.009	15:07:12.604
5 -	***1:32.130***	46.913	***2:19.043*** **(1)**	***76.86***		***15:09:31.647***

P21 0 RMT Luke STANLEY — Suzuki - MOREMOTO

IDEAL LAP TIME : 2:20.717 BEST LAP TIME : 2:21.626 DIFFERENCE : 0.909

LAP	SECTOR 1	SECTOR 2	LAP TIME	MPH	DIFF	TIME OF DAY
1 -		47.476	2:29.810	71.34	8.184	15:00:03.977
2 -	1:34.768	***46.858***	***2:21.626*** **(1)**	***75.46***		***15:02:25.603***
3 -	***1:33.859***	47.770	2:21.629 **(2)**	75.46	0.003	15:04:47.232
4 -	1:34.247	47.650	2:21.897 **(3)**	75.32	0.271	15:07:09.129
5 -	1:34.901	47.797	2:22.698	74.90	1.072	15:09:31.827

P22 5 R William YOUNG — Yamaha - RoyBoy's Racing , RPH Carpentry Ltd

IDEAL LAP TIME : 2:21.602 BEST LAP TIME : 2:22.208 DIFFERENCE : 0.606

LAP	SECTOR 1	SECTOR 2	LAP TIME	MPH	DIFF	TIME OF DAY
1 -		47.717	2:31.328	70.62	9.120	15:00:05.495
2 -	1:34.960	***47.248***	***2:22.208*** **(1)**	***75.15***		***15:02:27.703***
3 -	1:35.292	48.421	2:23.713	74.37	1.505	15:04:51.416
4 -	1:34.599	47.836	2:22.435 **(2)**	75.03	0.227	15:07:13.851
5 -	***1:34.354***	48.327	2:22.681 **(3)**	74.90	0.473	15:09:36.532

P23 16 Geoff LANSDELL — Suzuki - EPG Domestic

IDEAL LAP TIME : 2:21.941 BEST LAP TIME : 2:21.948 DIFFERENCE : 0.007

LAP	SECTOR 1	SECTOR 2	LAP TIME	MPH	DIFF	TIME OF DAY
1 -		47.870	2:32.462	70.10	10.514	15:00:06.629
2 -	***1:34.128***	47.820	***2:21.948*** **(1)**	***75.29***		***15:02:28.577***
3 -	1:35.044	48.195	2:23.239 **(3)**	74.61	1.291	15:04:51.816
4 -	1:34.536	***47.813***	2:22.349 **(2)**	75.08	0.401	15:07:14.165
5 -	1:34.695	48.582	2:23.277	74.59	1.329	15:09:37.442

P24 18 R Indy OFFER — Kawasaki - Kingswood cooling solutions

IDEAL LAP TIME : 2:21.933 BEST LAP TIME : 2:22.104 DIFFERENCE : 0.171

LAP	SECTOR 1	SECTOR 2	LAP TIME	MPH	DIFF	TIME OF DAY
1 -		47.865	2:33.019	69.84	10.915	15:00:07.186
2 -	1:34.865	***47.239***	***2:22.104*** **(1)**	***75.21***		***15:02:29.290***
3 -	1:35.254	47.671	2:22.925 **(3)**	74.78	0.821	15:04:52.215
4 -	***1:34.694***	47.659	2:22.353 **(2)**	75.08	0.249	15:07:14.568
5 -	1:35.266	48.336	2:23.602	74.42	1.498	15:09:38.170

P25 45 R John FORTEY — Suzuki - House of Gain Gym

IDEAL LAP TIME : 2:21.504 BEST LAP TIME : 2:21.840 DIFFERENCE : 0.336

LAP	SECTOR 1	SECTOR 2	LAP TIME	MPH	DIFF	TIME OF DAY
1 -		50.201	2:35.740	68.62	13.900	15:00:09.907
2 -	1:37.568	48.753	2:26.321	73.04	4.481	15:02:36.228
3 -	1:34.389	***47.676***	2:22.065 **(2)**	75.23	0.225	15:04:58.293
4 -	***1:33.828***	48.012	***2:21.840*** **(1)**	***75.35***		***15:07:20.133***
5 -	1:35.581	48.035	2:23.616 **(3)**	74.42	1.776	15:09:43.749

P26 143 Robert DAVIE — Suzuki -

IDEAL LAP TIME : 2:20.945 BEST LAP TIME : 2:20.945 DIFFERENCE : 0.000

LAP	SECTOR 1	SECTOR 2	LAP TIME	MPH	DIFF	TIME OF DAY

Weather / Track : Sunny / Dry

Snetterton 300
Circuit Length = 2.9689 miles
Start: 14:57 Flag 15:08 End: 15:10

BMCRC Thunderbike Sport & BMCRC Rookie Minitwins

RACE 9 - SECTOR ANALYSIS

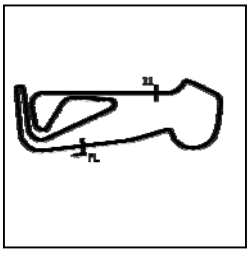

SECTOR 1 = FL to I1, SECTOR 2 = I1 to FL, DIFF = Difference To Personal Best Lap, P = Crossed Finish Line in Pit Lane, D = Time Disallowed

1 -		49.422	2:36.628	68.23	15.683	15:00:10.795
2 -	1:37.240	48.878	2:26.118	73.14	5.173	15:02:36.913
3 -	1:35.747	48.329	2:24.076 **(2)**	74.18	3.131	15:05:00.989
4 -	1:36.737	49.319	2:26.056 **(3)**	73.17	5.111	15:07:27.045
5 -	***1:34.089***	***46.856***	***2:20.945*** **(1)**	***75.83***		***15:09:47.990***

P27 145 RMT Stuart JARVIS

Suzuki - STREETWORK SOLUTIONS LTD

IDEAL LAP TIME : 2:21.110 BEST LAP TIME : 2:21.936 DIFFERENCE : 0.826

LAP	SECTOR 1	SECTOR 2	LAP TIME	MPH	DIFF	TIME OF DAY
1 -		49.903	2:40.567	66.56	18.631	15:00:14.734
2 -	1:35.536	48.201	2:23.737 **(3)**	74.35	1.801	15:02:38.471
3 -	***1:34.421***	48.704	2:23.125 **(2)**	74.67	1.189	15:05:01.596
4 -	1:36.738	48.465	2:25.203	73.60	3.267	15:07:26.799
5 -	1:35.247	***46.689***	***2:21.936*** **(1)**	***75.30***		***15:09:48.735***

P28 9 RMT Andrew WATSON

Suzuki - TEA Time Racing

IDEAL LAP TIME : 2:22.769 BEST LAP TIME : 2:22.769 DIFFERENCE : 0.000

LAP	SECTOR 1	SECTOR 2	LAP TIME	MPH	DIFF	TIME OF DAY
1 -		49.001	2:34.870	69.01	12.101	15:00:09.037
2 -	1:37.733	48.415	2:26.148	73.13	3.379	15:02:35.185
3 -	1:36.965	48.163	2:25.128 **(2)**	73.64	2.359	15:05:00.313
4 -	1:37.128	48.803	2:25.931 **(3)**	73.24	3.162	15:07:26.244
5 -	***1:36.199***	***46.570***	***2:22.769*** **(1)**	***74.86***		***15:09:49.013***

P29 59 RMT Benn RIDGWELL

Suzuki -

IDEAL LAP TIME : 2:23.729 BEST LAP TIME : 2:23.878 DIFFERENCE : 0.149

LAP	SECTOR 1	SECTOR 2	LAP TIME	MPH	DIFF	TIME OF DAY
1 -		49.787	2:39.897	66.84	16.019	15:00:14.064
2 -	***1:35.525***	48.353	***2:23.878*** **(1)**	***74.28***		***15:02:37.942***
3 -	1:35.838	48.963	2:24.801 **(2)**	73.81	0.923	15:05:02.743
4 -	1:37.730	***48.204***	2:25.934	73.23	2.056	15:07:28.677
5 -	1:35.736	49.167	2:24.903 **(3)**	73.76	1.025	15:09:53.580

P30 147 R Matthew MAY

Kawasaki - Tilehurst Glass Racing

IDEAL LAP TIME : 2:20.644 BEST LAP TIME : 2:20.644 DIFFERENCE : 0.000

LAP	SECTOR 1	SECTOR 2	LAP TIME	MPH	DIFF	TIME OF DAY
1 -		50.375	2:41.946	65.99	21.302	15:00:16.113
2 -	1:37.774	49.432	2:27.206	72.60	6.562	15:02:43.319
3 -	1:36.101	49.140	2:25.241 **(2)**	73.58	4.597	15:05:08.560
4 -	1:35.343	50.282	2:25.625 **(3)**	73.39	4.981	15:07:34.185
5 -	***1:33.802***	***46.842***	***2:20.644*** **(1)**	***75.99***		***15:09:54.829***

P31 37 R Ricky WOODS

Suzuki - Des Woods

IDEAL LAP TIME : 2:24.581 BEST LAP TIME : 2:25.062 DIFFERENCE : 0.481

LAP	SECTOR 1	SECTOR 2	LAP TIME	MPH	DIFF	TIME OF DAY
1 -		49.920	2:38.671	67.35	13.609	15:00:12.838
2 -	1:38.104	***48.306***	2:26.410 **(2)**	73.00	1.348	15:02:39.248
3 -	1:38.313	48.841	2:27.154	72.63	2.092	15:05:06.402
4 -	1:37.384	49.153	2:26.537 **(3)**	72.93	1.475	15:07:32.939
5 -	***1:36.275***	48.787	***2:25.062*** **(1)**	***73.67***		***15:09:58.001***

P32 73 Vincent LEWIN

Suzuki - vinitwinracing.co.uk

IDEAL LAP TIME : 2:23.137 BEST LAP TIME : 2:23.137 DIFFERENCE : 0.000

LAP	SECTOR 1	SECTOR 2	LAP TIME	MPH	DIFF	TIME OF DAY
1 -		51.184	2:43.227	65.47	20.090	15:00:17.394
2 -	1:36.747	50.562	2:27.309	72.55	4.172	15:02:44.703
3 -	1:35.719	49.213	2:24.932 **(2)**	73.74	1.795	15:05:09.635
4 -	1:36.725	49.409	2:26.134 **(3)**	73.13	2.997	15:07:35.769

Weather / Track : Sunny / Dry

Snetterton 300
Circuit Length = 2.9689 miles
Start: 14:57 Flag 15:08 End: 15:10

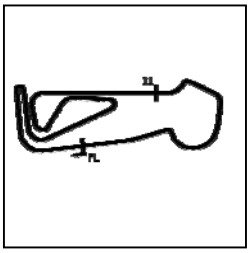

BMCRC Thunderbike Sport & BMCRC Rookie Minitwins

RACE 9 - SECTOR ANALYSIS

SECTOR 1 = FL to I1, SECTOR 2 = I1 to FL, DIFF = Difference To Personal Best Lap, P = Crossed Finish Line in Pit Lane, D = Time Disallowed

5 -	***1:35.619***	***47.518***	***2:23.137***	***(1)***	***74.67***	***15:09:58.906***

P33 44 RMT Tony PARKER Suzuki - Emerald Elevators

IDEAL LAP TIME : 2:23.476 BEST LAP TIME : 2:23.476 DIFFERENCE : 0.000

LAP	SECTOR 1	SECTOR 2	LAP TIME		MPH	DIFF	TIME OF DAY
1 -		50.444	2:42.207		65.89	18.731	15:00:16.374
2 -	1:37.317	50.447	2:27.764		72.33	4.288	15:02:44.138
3 -	1:36.410	48.920	2:25.330	**(2)**	73.54	1.854	15:05:09.468
4 -	1:37.392	49.507	2:26.899	**(3)**	72.75	3.423	15:07:36.367
5 -	***1:35.368***	***48.108***	***2:23.476***	***(1)***	***74.49***		***15:09:59.843***

P34 167 Mike DEVALL Honda -

IDEAL LAP TIME : 2:25.467 BEST LAP TIME : 2:25.501 DIFFERENCE : 0.034

LAP	SECTOR 1	SECTOR 2	LAP TIME		MPH	DIFF	TIME OF DAY
1 -		51.362	2:40.246		66.69	14.745	15:00:14.413
2 -	1:37.192	49.274	2:26.466	**(2)**	72.97	0.965	15:02:40.879
3 -	1:38.305	***49.087***	2:27.392		72.51	1.891	15:05:08.271
4 -	1:37.956	49.216	2:27.172	**(3)**	72.62	1.671	15:07:35.443
5 -	***1:36.380***	49.121	***2:25.501***	***(1)***	***73.45***		***15:10:00.944***

P35 196 R Emma PETERSON Yamaha - Rst Concept store-Helmet City Chichester.Fisherbrow

IDEAL LAP TIME : 2:26.419 BEST LAP TIME : 2:26.555 DIFFERENCE : 0.136

LAP	SECTOR 1	SECTOR 2	LAP TIME		MPH	DIFF	TIME OF DAY
1 -		50.213	2:48.120		63.57	21.565	15:00:22.287
2 -	1:39.266	51.297	2:30.563		70.98	4.008	15:02:52.850
3 -	1:38.829	49.677	2:28.506	**(3)**	71.97	1.951	15:05:21.356
4 -	***1:36.940***	49.615	***2:26.555***	***(1)***	***72.92***		***15:07:47.911***
5 -	1:37.423	***49.479***	2:26.902	**(2)**	72.75	0.347	15:10:14.813

P36 152 RMT Jason ALLEN Suzuki -

IDEAL LAP TIME : 2:25.157 BEST LAP TIME : 2:25.391 DIFFERENCE : 0.234

LAP	SECTOR 1	SECTOR 2	LAP TIME		MPH	DIFF	TIME OF DAY
1 -		51.714	2:50.886		62.54	25.495	15:00:25.053
2 -	1:38.903	***48.307***	2:27.210	**(3)**	72.60	1.819	15:02:52.263
3 -	1:39.548	51.047	2:30.595		70.97	5.204	15:05:22.858
4 -	***1:36.850***	48.541	***2:25.391***	***(1)***	***73.51***		***15:07:48.249***
5 -	1:37.589	49.243	2:26.832	**(2)**	72.79	1.441	15:10:15.081

P37 289 RMT Philip HORNE Suzuki -

IDEAL LAP TIME : 2:28.676 BEST LAP TIME : 2:29.141 DIFFERENCE : 0.465

LAP	SECTOR 1	SECTOR 2	LAP TIME		MPH	DIFF	TIME OF DAY
1 -		52.490	2:54.116		61.38	24.975	15:00:28.283
2 -	1:41.506	51.351	2:32.857		69.92	3.716	15:03:01.140
3 -	1:40.665	50.111	2:30.776	**(3)**	70.88	1.635	15:05:31.916
4 -	***1:39.690***	49.846	2:29.536	**(2)**	71.47	0.395	15:08:01.452
5 -	1:40.155	***48.986***	***2:29.141***	***(1)***	***71.66***		***15:10:30.593***

P38 60 RMT Adam RIDGWELL Suzuki -

IDEAL LAP TIME : 2:31.917 BEST LAP TIME : 2:31.917 DIFFERENCE : 0.000

LAP	SECTOR 1	SECTOR 2	LAP TIME		MPH	DIFF	TIME OF DAY
1 -		52.400	2:52.065		62.11	20.148	15:00:26.232
2 -	1:42.745	53.193	2:35.938		68.54	4.021	15:03:02.170
3 -	1:42.265	50.948	2:33.213	**(3)**	69.75	1.296	15:05:35.383
4 -	1:41.812	50.627	2:32.439	**(2)**	70.11	0.522	15:08:07.822
5 -	***1:41.387***	***50.530***	***2:31.917***	***(1)***	***70.35***		***15:10:39.739***

Weather / Track : Sunny / Dry

Snetterton 300
Circuit Length = 2.9689 miles
Start: 14:57 Flag 15:08 End: 15:10

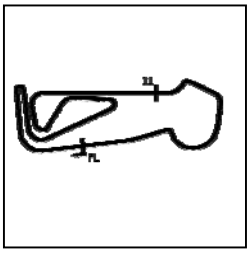

BMCRC Thunderbike Sport & BMCRC Rookie Minitwins

RACE 9 - SECTOR ANALYSIS

SECTOR 1 = FL to I1, SECTOR 2 = I1 to FL, DIFF = Difference To Personal Best Lap, P = Crossed Finish Line in Pit Lane, D = Time Disallowed

P39 33 R Mark LAWRENCE Honda - Sarky racing

IDEAL LAP TIME : 2:35.397 BEST LAP TIME : 2:38.455 DIFFERENCE : 3.058

LAP	SECTOR 1	SECTOR 2	LAP TIME	MPH	DIFF	TIME OF DAY
1 -		52.405	2:51.429	62.34	12.974	15:00:25.596
2 -	***1:43.162***	55.470	2:38.632 **(2)**	67.37	0.177	15:03:04.228
3 -	1:46.220	***52.235***	***2:38.455*** **(1)**	***67.45***		***15:05:42.683***
4 -	1:49.081	53.353	2:42.434 **(3)**	65.79	3.979	15:08:25.117

P40 102 R James TEGG Honda - Teggy102 Racing

IDEAL LAP TIME : 2:43.040 BEST LAP TIME : 2:43.394 DIFFERENCE : 0.354

LAP	SECTOR 1	SECTOR 2	LAP TIME	MPH	DIFF	TIME OF DAY
1 -		54.760	2:53.278	61.68	9.884	15:00:27.445
2 -	1:49.933	56.143	2:46.076 **(2)**	64.35	2.682	15:03:13.521
3 -	1:48.922	***54.472***	***2:43.394*** **(1)**	***65.41***		***15:05:56.915***
4 -	***1:48.568***	1:01.156	2:49.724 **(3)**	62.97	6.330	15:08:46.639

Weather / Track : Sunny / Dry

Snetterton 300
Circuit Length = 2.9689 miles
Start: 14:57 Flag 15:08 End: 15:10

BMCRC Thunderbike Sport & BMCRC Rookie Minitwins

RACE 9 - BEST SECTORS

SECTOR 1				SECTOR 2			IDEAL / BEST COMPARISON					
POS	NO	NAME	TIME	NO	NAME	TIME	POS	NO	NAME	IDEAL	BEST	DIFF
									PERFECT LAP	2:06.066		
1	198	TOPPING	**1:23.966**	81	MAY	**42.100**	1	198	TOPPING	2:06.068	2:06.137	0.069
2	47	WATSON	**1:24.369**	198	TOPPING	**42.102**	2	47	WATSON	2:06.582	2:06.767	0.185
3	81	MAY	**1:24.950**	47	WATSON	**42.213**	3	81	MAY	2:07.050	2:07.050	0.000
4	22	DOOLAN	**1:25.426**	22	DOOLAN	**42.332**	4	22	DOOLAN	2:07.758	2:08.340	0.582
5	75	MAY	**1:26.894**	101	BARNES	**43.334**	5	101	BARNES	2:10.418	2:10.431	0.013
6	101	BARNES	**1:27.084**	84	BRANCO	**43.709**	6	75	MAY	2:11.203	2:11.452	0.249
7	150	HEVER	**1:27.756**	93	GILLMAN	**43.835**	7	84	BRANCO	2:11.542	2:12.139	0.597
8	66	SMITH	**1:27.766**	17	DOWNES (SNR)	**44.288**	8	66	SMITH	2:12.077	2:12.077	0.000
9	84	BRANCO	**1:27.833**	75	MAY	**44.309**	9	150	HEVER	2:12.895	2:13.284	0.389
10	48	WALLIS	**1:28.562**	66	SMITH	**44.311**	10	93	GILLMAN	2:12.956	2:13.538	0.582
11	90	WATSON	**1:28.587**	90	WATSON	**44.385**	11	90	WATSON	2:12.972	2:12.972	0.000
12	17	DOWNES (SNR)	**1:28.864**	42	MILLER	**44.806**	12	17	DOWNES (SNR)	2:13.152	2:13.288	0.136
13	93	GILLMAN	**1:29.121**	150	HEVER	**45.139**	13	48	WALLIS	2:13.778	2:13.832	0.054
14	666	BEASLEY	**1:29.397**	137	CRAWT	**45.195**	14	42	MILLER	2:14.870	2:15.448	0.578
15	181	FRANKLIN	**1:29.885**	48	WALLIS	**45.216**	15	666	BEASLEY	2:15.243	2:16.495	1.252
16	50	ROBSON	**1:30.048**	50	ROBSON	**45.546**	16	137	CRAWT	2:15.459	2:15.459	0.000
17	42	MILLER	**1:30.064**	666	BEASLEY	**45.846**	17	50	ROBSON	2:15.594	2:15.925	0.331
18	137	CRAWT	**1:30.264**	131	EVANS	**46.198**	18	181	FRANKLIN	2:16.466	2:16.466	0.000
19	85	KITE	**1:32.130**	9	WATSON	**46.570**	19	131	EVANS	2:18.680	2:18.680	0.000
20	131	EVANS	**1:32.482**	181	FRANKLIN	**46.581**	20	85	KITE	2:18.803	2:19.043	0.240
21	147	MAY	**1:33.802**	85	KITE	**46.673**	21	147	MAY	2:20.644	2:20.644	0.000
22	45	FORTEY	**1:33.828**	145	JARVIS	**46.689**	22	0	STANLEY	2:20.717	2:21.626	0.909
23	0	STANLEY	**1:33.859**	147	MAY	**46.842**	23	143	DAVIE	2:20.945	2:20.945	0.000
24	143	DAVIE	**1:34.089**	143	DAVIE	**46.856**	24	145	JARVIS	2:21.110	2:21.936	0.826
25	16	LANSDELL	**1:34.128**	0	STANLEY	**46.858**	25	45	FORTEY	2:21.504	2:21.840	0.336
26	5	YOUNG	**1:34.354**	18	OFFER	**47.239**	26	5	YOUNG	2:21.602	2:22.208	0.606
27	145	JARVIS	**1:34.421**	5	YOUNG	**47.248**	27	18	OFFER	2:21.933	2:22.104	0.171
28	18	OFFER	**1:34.694**	73	LEWIN	**47.518**	28	16	LANSDELL	2:21.941	2:21.948	0.007
29	44	PARKER	**1:35.368**	45	FORTEY	**47.676**	29	9	WATSON	2:22.769	2:22.769	0.000
30	59	RIDGWELL	**1:35.525**	16	LANSDELL	**47.813**	30	73	LEWIN	2:23.137	2:23.137	0.000
31	73	LEWIN	**1:35.619**	44	PARKER	**48.108**	31	44	PARKER	2:23.476	2:23.476	0.000
32	9	WATSON	**1:36.199**	59	RIDGWELL	**48.204**	32	59	RIDGWELL	2:23.729	2:23.878	0.149
33	37	WOODS	**1:36.275**	37	WOODS	**48.306**	33	37	WOODS	2:24.581	2:25.062	0.481
34	167	DEVALL	**1:36.380**	152	ALLEN	**48.307**	34	152	ALLEN	2:25.157	2:25.391	0.234
35	152	ALLEN	**1:36.850**	289	HORNE	**48.986**	35	167	DEVALL	2:25.467	2:25.501	0.034
36	196	PETERSON	**1:36.940**	167	DEVALL	**49.087**	36	196	PETERSON	2:26.419	2:26.555	0.136
37	289	HORNE	**1:39.690**	196	PETERSON	**49.479**	37	289	HORNE	2:28.676	2:29.141	0.465
38	60	RIDGWELL	**1:41.387**	60	RIDGWELL	**50.530**	38	60	RIDGWELL	2:31.917	2:31.917	0.000
39	33	LAWRENCE	**1:43.162**	33	LAWRENCE	**52.235**	39	33	LAWRENCE	2:35.397	2:38.455	3.058
40	102	TEGG	**1:48.568**	102	TEGG	**54.472**	40	102	TEGG	2:43.040	2:43.394	0.354

Weather / Track : Sunny / Dry

Snetterton 300
Circuit Length = 2.9689 miles
Start: 14:57 Flag 15:08 End: 15:10

Results can be found at www.tsl-timing.com

Printed - 15:16 Saturday, 19 May 2018

BMCRC Thunderbike Sport & BMCRC Rookie Minitwins

RACE 17 - GRID (5 Laps)

ROW 14	42 41 Marc AUKETT	41 15 Grant WALDER	40 102 James TEGG 2:43.394
ROW 13	39 33 Mark LAWRENCE 2:38.455	38 60 Adam RIDGWELL 2:31.917	37 289 Philip HORNE 2:29.141
ROW 12	36 196 Emma PETERSON 2:26.555	35 167 Mike DEVALL 2:25.501	34 152 Jason ALLEN 2:25.391
ROW 11	33 37 Ricky WOODS 2:25.062	32 59 Benn RIDGWELL 2:23.878	31 44 Tony PARKER 2:23.476
ROW 10	30 73 Vincent LEWIN 2:23.137	29 9 Andrew WATSON 2:22.769	28 5 William YOUNG 2:22.208
ROW 9	27 18 Indy OFFER 2:22.104	26 16 Geoff LANSDELL 2:21.948	25 145 Stuart JARVIS 2:21.936
ROW 8	24 45 John FORTEY 2:21.840	23 0 Luke STANLEY 2:21.626	22 143 Robert DAVIE 2:20.945
ROW 7	21 147 Matthew MAY 2:20.644	20 85 Andrew KITE 2:19.043	19 131 Christopher EVANS 2:18.680
ROW 6	18 666 Shane BEASLEY 2:16.495	17 181 Robert FRANKLIN 2:16.466	16 50 Paul ROBSON 2:15.925
ROW 5	15 137 Charlie CRAWT 2:15.459	14 42 Scott MILLER 2:15.448	13 48 Shaun WALLIS 2:13.832
ROW 4	12 93 William GILLMAN 2:13.538	11 17 Charlie DOWNES (SNR) 2:13.288	10 150 Anthony HEVER 2:13.284
ROW 3	9 90 Edward WATSON 2:12.972	8 84 Ricardo BRANCO 2:12.139	7 66 Mark SMITH 2:12.077
ROW 2	6 75 Stewart MAY 2:11.452	5 101 Jon BARNES 2:10.431	4 22 Ben DOOLAN 2:08.340
ROW 1	3 81 Malvern MAY 2:07.050	2 47 Thomas WATSON 2:06.767	1 198 Steven TOPPING 2:06.137

Pole

Snetterton 300
Circuit Length = 2.9689 miles

These results are provisional until the conclusion of any judicial and technical matters.

Clerk Of Course :		Timekeeper :

Results can be found at www.tsl-timing.com

Printed - 15:17 Saturday, 19 May 2018

BMCRC Thunderbike Sport & BMCRC Rookie Minitwins

RACE 17 - CLASSIFICATION

POS	NO	CL	PIC	NAME	ENTRY	LAPS	TIME	GAP	DIFF	MPH	BEST	ON
1	**198**		1	Steven TOPPING	Yamaha -	**5**	10:40.629			83.41	**2:06.388**	3
2	**22**		2	Ben DOOLAN	Yamaha - my wallet	**5**	10:40.765	**0.136**	0.136	83.40	**2:05.558**	4
3	**47**		3	Thomas WATSON	Yamaha - Motorsportdays.com TEA Time Racing	**5**	10:41.931	**1.302**	1.166	83.24	**2:05.615**	5
4	**81**		4	Malvern MAY	Ducati -	**5**	10:46.923	**6.294**	4.992	82.60	**2:07.257**	2
5	**75**		5	Stewart MAY	Honda - Tilehurst Glass Racing	**5**	11:04.664	**24.035**	17.741	80.40	**2:09.580**	2
6	**84**		6	Ricardo BRANCO	Suzuki - IMP Racing	**5**	11:10.030	**29.401**	5.366	79.75	**2:12.689**	4
7	**48**		7	Shaun WALLIS	Yamaha - Watling Tyres	**5**	11:12.605	**31.976**	2.575	79.45	**2:12.105**	5
8	**17**	RMT	1	Charlie DOWNES (SNR)	Suzuki - Ray Gnarley/ MoreMoto	**5**	11:14.208	**33.579**	1.603	79.26	**2:12.657**	4
9	**90**		8	Edward WATSON	Suzuki - Motorsportdays.com TEA Time Racing	**5**	11:15.054	**34.425**	0.846	79.16	**2:12.590**	4
10	**93**		9	William GILLMAN	Honda -	**5**	11:18.294	**37.665**	3.240	78.78	**2:13.102**	3
11	**666**	R	1	Shane BEASLEY	Kawasaki -	**5**	11:20.528	**39.899**	2.234	78.52	**2:13.289**	4
12	**66**		10	Mark SMITH	Yamaha - MHP EXHAUST`S	**5**	11:20.955	**40.326**	0.427	78.47	**2:13.272**	5
13	**137**	RMT	2	Charlie CRAWT	Suzuki - Pass Bike Motorcycle Training Ltd	**5**	11:23.039	**42.410**	2.084	78.23	**2:13.782**	4
14	**101**		11	Jon BARNES	Suzuki -	**5**	11:24.016	**43.387**	0.977	78.12	**2:11.815**	4
15	**50**		12	Paul ROBSON	Suzuki -	**5**	11:24.686	**44.057**	0.670	78.05	**2:14.376**	5
16	**181**	RMT	3	Robert FRANKLIN	Suzuki - RCF GARDENS	**5**	11:36.235	**55.606**	11.549	76.75	**2:16.069**	4
17	**150**		13	Anthony HEVER	Kawasaki -	**5**	11:41.590	**1:00.961**	5.355	76.17	**2:14.248**	4
18	**131**	RMT	4	Christopher EVANS	Suzuki - C.E PILATES	**5**	11:42.478	**1:01.849**	0.888	76.07	**2:17.193**	5
19	**147**	R	2	Matthew MAY	Kawasaki - Tilehurst Glass Racing	**5**	11:57.481	**1:16.852**	15.003	74.48	**2:19.717**	5
20	**85**		14	Andrew KITE	Ducati - Red Rebel Racing	**5**	11:57.601	**1:16.972**	0.120	74.47	**2:17.830**	5
21	**42**	R	3	Scott MILLER	Yamaha -	**5**	11:58.631	**1:18.002**	1.030	74.36	**2:15.409**	4
22	**0**	RMT	5	Luke STANLEY	Suzuki - MOREMOTO	**5**	11:59.829	**1:19.200**	1.198	74.24	**2:21.191**	5
23	**45**	R	4	John FORTEY	Suzuki - House of Gain Gym	**5**	12:02.626	**1:21.997**	2.797	73.95	**2:21.457**	5
24	**37**	R	5	Ricky WOODS	Suzuki - Des Woods	**5**	12:11.794	**1:31.165**	9.168	73.02	**2:21.897**	5
25	**18**	R	6	Indy OFFER	Kawasaki - Kingswood cooling solutions	**5**	12:12.358	**1:31.729**	0.564	72.97	**2:22.646**	5
26	**9**	RMT	6	Andrew WATSON	Suzuki - TEA Time Racing	**5**	12:13.874	**1:33.245**	1.516	72.81	**2:23.419**	4
27	**152**	RMT	7	Jason ALLEN	Suzuki -	**5**	12:16.571	**1:35.942**	2.697	72.55	**2:22.141**	5
28	**143**		15	Robert DAVIE	Suzuki -	**5**	12:16.660	**1:36.031**	0.089	72.54	**2:23.164**	5
29	**73**		16	Vincent LEWIN	Suzuki - vinitwinracing.co.uk	**5**	12:17.347	**1:36.718**	0.687	72.47	**2:21.046**	5
30	**5**	R	7	William YOUNG	Yamaha - RoyBoy's Racing , RPH Carpentry Ltd	**5**	12:20.357	**1:39.728**	3.010	72.18	**2:23.316**	4
31	**59**	RMT	8	Benn RIDGWELL	Suzuki -	**5**	12:21.675	**1:41.046**	1.318	72.05	**2:23.936**	4
32	**167**		17	Mike DEVALL	Honda -	**5**	12:21.786	**1:41.157**	0.111	72.04	**2:23.378**	5
33	**44**	RMT	9	Tony PARKER	Suzuki - Emerald Elevators	**5**	12:22.668	**1:42.039**	0.882	71.95	**2:22.739**	5
34	**289**	RMT	10	Philip HORNE	Suzuki -	**5**	12:49.292	**2:08.663**	26.624	69.46	**2:25.302**	5
35	**60**	RMT	11	Adam RIDGWELL	Suzuki -	**5**	12:54.525	**2:13.896**	5.233	68.99	**2:30.471**	4
36	**33**	R	8	Mark LAWRENCE	Honda - Sarky racing	**4**	10:56.165	**1 Lap**	1 Lap	65.15	**2:38.184**	2
37	**102**	R	9	James TEGG	Honda - Teggy102 Racing	**4**	11:17.228	**1 Lap**	21.063	63.12	**2:46.328**	2

NOT CLASSIFIED

DNF	**41**			Marc AUKETT	Suzuki - Mistral Performance Engineering	**0**						
DNF	**196**	R		Emma PETERSON	Yamaha - Rst Concept store-Helmet City Chicheste	**0**						

FASTEST LAP

22		Ben DOOLAN	Yamaha - my wallet	**4**	2:05.558	85.12 mph	136.99 kph
17	RMT	Charlie DOWNES (SNR)	Suzuki - Ray Gnarley/ MoreMoto	**4**	2:12.657	80.56 mph	129.66 kph
666	R	Shane BEASLEY	Kawasaki -	**4**	2:13.289	80.18 mph	129.04 kph

Class - 92.5% of Race Speed = 77.15 mph
Class RMT - 92.5% of Race Speed = 73.31 mph
Class R - 92.5% of Race Speed = 72.63 mph

Snetterton 300
Circuit Length = 2.9689 miles
Start: 17:44 Flag 17:55 End: 17:57

Weather / Track : Sunny / Dry
These results are provisional until the conclusion of any judicial and technical matters.

Clerk Of Course :		Timekeeper :

Results can be found at www.tsl-timing.com

Printed - 17:58 Saturday, 19 May 2018

BMCRC Thunderbike Sport & BMCRC Rookie Minitwins

RACE 17 - LAP CHART

LAP 1 @ 17:47:06.526

NO	BEHIND	LAP TIME
198		2:12.546
22	2.042	2:14.588
47	2.597	2:15.143
81	3.297	2:15.843
75	4.893	2:17.439
84	6.240	2:18.786
17	7.958	2:20.504
48	8.299	2:20.845
90	9.631	2:22.177
93	11.355	2:23.901
666	13.042	2:25.588
66	13.046	2:25.592
42	13.632	2:26.178
137	13.841	2:26.387
50	14.096	2:26.642
181	15.170	2:27.716
150	15.537	2:28.083
131	16.137	2:28.683
0	18.168	2:30.714
101	20.161	2:32.707
147	20.465	2:33.011
45	22.159	2:34.705
143	23.457	2:36.003
9	23.790	2:36.336
85	24.338	2:36.884
59	24.766	2:37.312
18	25.089	2:37.635
37	25.136	2:37.682
167	26.632	2:39.178
152	27.180	2:39.726
44	28.183	2:40.729
5	28.384	2:40.930
73	29.113	2:41.659
60	36.848	2:49.394
33	39.126	2:51.672
102	41.289	2:53.835
289	45.893	2:58.439

LAP 2 @ 17:49:13.377

NO	BEHIND	LAP TIME
198		2:06.851
22	2.946	2:07.755
47	2.993	2:07.247
81	3.703	2:07.257
75	7.622	2:09.580
84	12.124	2:12.735
48	15.046	2:13.598
90	15.809	2:13.029
17	15.852	2:14.745
93	19.433	2:14.929
666	19.730	2:13.539
66	20.509	2:14.314
137	21.335	2:14.345
50	21.784	2:14.539
150	25.742	2:17.056
181	26.519	2:18.200
101	27.415	2:14.105
131	27.757	2:18.471
147	34.340	2:20.726
0	34.429	2:23.112
45	38.271	2:22.963
9	40.966	2:24.027
85	41.179	2:23.692
37	42.721	2:24.436
18	42.851	2:24.613
143	43.378	2:26.772
59	43.823	2:25.908
152	44.713	2:24.384
167	46.881	2:27.100
5	46.979	2:25.446
42	47.634	2:40.853
73	47.927	2:25.665
44	49.738	2:28.406
60	1:03.032	2:33.035
33	1:10.459	2:38.184
289	1:10.465	2:31.423
102	1:20.766	2:46.328

LAP 3 @ 17:51:19.765

NO	BEHIND	LAP TIME
198		2:06.388
22	3.342	2:06.784
47	3.502	2:06.897
81	5.407	2:08.092
75	12.017	2:10.783
84	18.577	2:12.841
48	22.109	2:13.451
90	22.538	2:13.117
17	22.789	2:13.325
93	26.147	2:13.102
666	27.671	2:14.329
66	28.613	2:14.492
137	29.190	2:14.243
50	29.994	2:14.598
150	34.342	2:14.988
101	34.579	2:13.552
181	37.747	2:17.616
131	40.194	2:18.825
0	49.945	2:21.904
147	51.630	2:23.678
45	53.900	2:22.017
85	55.241	2:20.450
42	1:00.582	2:19.336
9	1:00.616	2:26.038
37	1:00.880	2:24.547
18	1:01.243	2:24.780
59	1:03.591	2:26.156
143	1:03.955	2:26.965
152	1:04.023	2:25.698
167	1:07.266	2:26.773
5	1:07.532	2:26.941
73	1:08.139	2:26.600
44	1:09.407	2:26.057
60	1:27.685	2:31.041
289	1:32.346	2:28.269
33	1:48.120	2:44.049
102	2:03.533	2:49.155

LAP 4 @ 17:53:26.337

NO	BEHIND	LAP TIME
198		2:06.572
22	2.328	2:05.558
47	3.959	2:07.029
81	6.286	2:07.451
75	16.962	2:11.517
84	24.694	2:12.689
48	28.143	2:12.606
90	28.556	2:12.590
17	28.874	2:12.657
93	32.767	2:13.192
666	34.388	2:13.289
66	35.326	2:13.285
137	36.400	2:13.782
50	37.953	2:14.531
101	39.822	2:11.815
150	42.018	2:14.248
181	47.244	2:16.069
131	52.928	2:19.306
147	1:05.407	2:20.349
0	1:06.281	2:22.908
85	1:07.414	2:18.745
45	1:08.812	2:21.484
42	1:09.419	2:15.409
18	1:17.355	2:22.684
9	1:17.463	2:23.419
37	1:17.540	2:23.232
59	1:20.955	2:23.936
143	1:21.139	2:23.756
152	1:22.073	2:24.622
73	1:23.944	2:22.377
5	1:24.276	2:23.316
167	1:26.051	2:25.357
44	1:27.572	2:24.737
60	1:51.584	2:30.471
289	1:51.633	2:25.859

LAP 5 @ 17:55:34.609

NO	BEHIND	LAP TIME
198		2:08.272
22	0.136	2:06.080
47	1.302	2:05.615
81	6.294	2:08.280
33	1 Lap	2:42.260
75	24.035	2:15.345
84	29.401	2:12.979
48	31.976	2:12.105
17	33.579	2:12.977
90	34.425	2:14.141
102	1 Lap	2:47.910
93	37.665	2:13.170
666	39.899	2:13.783
66	40.326	2:13.272
137	42.410	2:14.282
101	43.387	2:11.837
50	44.057	2:14.376
181	55.606	2:16.634
150	1:00.961	2:27.215
131	1:01.849	2:17.193
147	1:16.852	2:19.717
85	1:16.972	2:17.830
42	1:18.002	2:16.855
0	1:19.200	2:21.191
45	1:21.997	2:21.457
37	1:31.165	2:21.897
18	1:31.729	2:22.646
9	1:33.245	2:24.054
152	1:35.942	2:22.141
143	1:36.031	2:23.164
73	1:36.718	2:21.046
5	1:39.728	2:23.724
59	1:41.046	2:28.363
167	1:41.157	2:23.378
44	1:42.039	2:22.739
289	2:08.663	2:25.302
60	2:13.896	2:30.584

Weather / Track : Sunny / Dry

Snetterton 300
Circuit Length = 2.9689 miles
Start: 17:44 Flag 17:55 End: 17:57

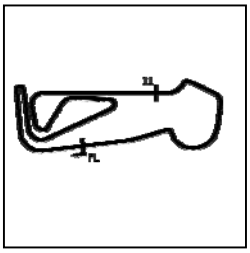

BMCRC Thunderbike Sport & BMCRC Rookie Minitwins

RACE 17 - SECTOR ANALYSIS

SECTOR 1 = FL to I1, SECTOR 2 = I1 to FL, DIFF = Difference To Personal Best Lap, P = Crossed Finish Line in Pit Lane, D = Time Disallowed

P1 198 Steven TOPPING Yamaha -

IDEAL LAP TIME : 2:06.328 BEST LAP TIME : 2:06.388 DIFFERENCE : 0.060

LAP	SECTOR 1	SECTOR 2	LAP TIME	MPH	DIFF	TIME OF DAY
1 -		42.190	2:12.546	80.63	6.158	17:47:06.526
2 -	1:24.777	***42.074***	2:06.851 **(3)**	84.25	0.463	17:49:13.377
3 -	1:24.274	42.114	***2:06.388*** **(1)**	***84.56***		***17:51:19.765***
4 -	***1:24.254***	42.318	2:06.572 **(2)**	84.44	0.184	17:53:26.337
5 -	1:26.051	42.221	2:08.272	83.32	1.884	17:55:34.609

P2 22 Ben DOOLAN Yamaha - my wallet

IDEAL LAP TIME : 2:05.558 BEST LAP TIME : 2:05.558 DIFFERENCE : 0.000

LAP	SECTOR 1	SECTOR 2	LAP TIME	MPH	DIFF	TIME OF DAY
1 -		42.366	2:14.588	79.41	9.030	17:47:08.568
2 -	1:25.348	42.407	2:07.755	83.66	2.197	17:49:16.323
3 -	1:24.587	42.197	2:06.784 **(3)**	84.30	1.226	17:51:23.107
4 -	***1:23.864***	***41.694***	***2:05.558*** **(1)**	***85.12***		***17:53:28.665***
5 -	1:23.884	42.196	2:06.080 **(2)**	84.77	0.522	17:55:34.745

P3 47 Thomas WATSON Yamaha - Motorsportdays.com TEA Time Racing

IDEAL LAP TIME : 2:05.615 BEST LAP TIME : 2:05.615 DIFFERENCE : 0.000

LAP	SECTOR 1	SECTOR 2	LAP TIME	MPH	DIFF	TIME OF DAY
1 -		42.678	2:15.143	79.08	9.528	17:47:09.123
2 -	1:24.648	42.599	2:07.247	83.99	1.632	17:49:16.370
3 -	1:24.812	42.085	2:06.897 **(2)**	84.22	1.282	17:51:23.267
4 -	1:25.185	41.844	2:07.029 **(3)**	84.13	1.414	17:53:30.296
5 -	***1:24.012***	***41.603***	***2:05.615*** **(1)**	***85.08***		***17:55:35.911***

P4 81 Malvern MAY Ducati -

IDEAL LAP TIME : 2:06.869 BEST LAP TIME : 2:07.257 DIFFERENCE : 0.388

LAP	SECTOR 1	SECTOR 2	LAP TIME	MPH	DIFF	TIME OF DAY
1 -		42.964	2:15.843	78.67	8.586	17:47:09.823
2 -	***1:24.968***	42.289	***2:07.257*** **(1)**	***83.98***		***17:49:17.080***
3 -	1:25.886	42.206	2:08.092 **(3)**	83.44	0.835	17:51:25.172
4 -	1:25.550	***41.901***	2:07.451 **(2)**	83.86	0.194	17:53:32.623
5 -	1:25.390	42.890	2:08.280	83.31	1.023	17:55:40.903

P5 75 Stewart MAY Honda - Tilehurst Glass Racing

IDEAL LAP TIME : 2:09.580 BEST LAP TIME : 2:09.580 DIFFERENCE : 0.000

LAP	SECTOR 1	SECTOR 2	LAP TIME	MPH	DIFF	TIME OF DAY
1 -		44.181	2:17.439	77.76	7.859	17:47:11.419
2 -	***1:25.698***	***43.882***	***2:09.580*** **(1)**	***82.48***		***17:49:20.999***
3 -	1:26.771	44.012	2:10.783 **(2)**	81.72	1.203	17:51:31.782
4 -	1:27.320	44.197	2:11.517 **(3)**	81.26	1.937	17:53:43.299
5 -	1:29.012	46.333	2:15.345	78.96	5.765	17:55:58.644

P6 84 Ricardo BRANCO Suzuki - IMP Racing

IDEAL LAP TIME : 2:11.873 BEST LAP TIME : 2:12.689 DIFFERENCE : 0.816

LAP	SECTOR 1	SECTOR 2	LAP TIME	MPH	DIFF	TIME OF DAY
1 -		***43.960***	2:18.786	77.01	6.097	17:47:12.766
2 -	1:28.058	44.677	2:12.735 **(2)**	80.52	0.046	17:49:25.501
3 -	1:28.434	44.407	2:12.841 **(3)**	80.45	0.152	17:51:38.342
4 -	1:28.208	44.481	***2:12.689*** **(1)**	***80.54***		***17:53:51.031***
5 -	***1:27.913***	45.066	2:12.979	80.37	0.290	17:56:04.010

P7 48 Shaun WALLIS Yamaha - Watling Tyres

IDEAL LAP TIME : 2:11.778 BEST LAP TIME : 2:12.105 DIFFERENCE : 0.327

LAP	SECTOR 1	SECTOR 2	LAP TIME	MPH	DIFF	TIME OF DAY

Weather / Track : Sunny / Dry

Snetterton 300
Circuit Length = 2.9689 miles
Start: 17:44 Flag 17:55 End: 17:57

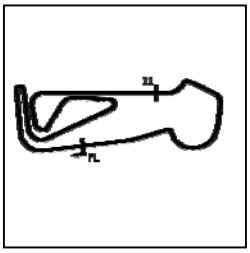

BMCRC Thunderbike Sport & BMCRC Rookie Minitwins

RACE 17 - SECTOR ANALYSIS

SECTOR 1 = FL to I1, SECTOR 2 = I1 to FL, DIFF = Difference To Personal Best Lap, P = Crossed Finish Line in Pit Lane, D = Time Disallowed

1 -		***44.468***	2:20.845		75.88	8.740	17:47:14.825
2 -	1:27.986	45.612	2:13.598		80.00	1.493	17:49:28.423
3 -	1:28.026	45.425	2:13.451	**(3)**	80.08	1.346	17:51:41.874
4 -	1:27.550	45.056	2:12.606	**(2)**	80.60	0.501	17:53:54.480
5 -	***1:27.310***	44.795	***2:12.105***	**(1)**	***80.90***		***17:56:06.585***

P8 17 RMT Charlie DOWNES (SNR)

Suzuki - Ray Gnarley/ MoreMoto

IDEAL LAP TIME : 2:12.386 BEST LAP TIME : 2:12.657 DIFFERENCE : 0.271

LAP	SECTOR 1	SECTOR 2	LAP TIME		MPH	DIFF	TIME OF DAY
1 -		44.396	2:20.504		76.06	7.847	17:47:14.484
2 -	1:29.305	45.440	2:14.745		79.32	2.088	17:49:29.229
3 -	***1:28.059***	45.266	2:13.325	**(3)**	80.16	0.668	17:51:42.554
4 -	1:28.330	***44.327***	***2:12.657***	**(1)**	***80.56***		***17:53:55.211***
5 -	1:28.579	44.398	2:12.977	**(2)**	80.37	0.320	17:56:08.188

P9 90 Edward WATSON

Suzuki - Motorsportdays.com TEA Time Racing

IDEAL LAP TIME : 2:12.524 BEST LAP TIME : 2:12.590 DIFFERENCE : 0.066

LAP	SECTOR 1	SECTOR 2	LAP TIME		MPH	DIFF	TIME OF DAY
1 -		44.249	2:22.177		75.17	9.587	17:47:16.157
2 -	1:28.825	***44.204***	2:13.029	**(2)**	80.34	0.439	17:49:29.186
3 -	1:28.397	44.720	2:13.117	**(3)**	80.29	0.527	17:51:42.303
4 -	***1:28.320***	44.270	***2:12.590***	**(1)**	***80.61***		***17:53:54.893***
5 -	1:29.075	45.066	2:14.141		79.67	1.551	17:56:09.034

P10 93 William GILLMAN

Honda -

IDEAL LAP TIME : 2:12.870 BEST LAP TIME : 2:13.102 DIFFERENCE : 0.232

LAP	SECTOR 1	SECTOR 2	LAP TIME		MPH	DIFF	TIME OF DAY
1 -		44.369	2:23.901		74.27	10.799	17:47:17.881
2 -	1:30.028	44.901	2:14.929		79.21	1.827	17:49:32.810
3 -	1:28.990	***44.112***	***2:13.102***	**(1)**	***80.29***		***17:51:45.912***
4 -	1:28.836	44.356	2:13.192	**(3)**	80.24	0.090	17:53:59.104
5 -	***1:28.758***	44.412	2:13.170	**(2)**	80.25	0.068	17:56:12.274

P11 666 R Shane BEASLEY

Kawasaki -

IDEAL LAP TIME : 2:13.289 BEST LAP TIME : 2:13.289 DIFFERENCE : 0.000

LAP	SECTOR 1	SECTOR 2	LAP TIME		MPH	DIFF	TIME OF DAY
1 -		46.569	2:25.588		73.41	12.299	17:47:19.568
2 -	1:28.288	45.251	2:13.539	**(2)**	80.03	0.250	17:49:33.107
3 -	1:28.926	45.403	2:14.329		79.56	1.040	17:51:47.436
4 -	***1:28.160***	***45.129***	***2:13.289***	**(1)**	***80.18***		***17:54:00.725***
5 -	1:28.238	45.545	2:13.783	**(3)**	79.89	0.494	17:56:14.508

P12 66 Mark SMITH

Yamaha - MHP EXHAUST`S

IDEAL LAP TIME : 2:12.472 BEST LAP TIME : 2:13.272 DIFFERENCE : 0.800

LAP	SECTOR 1	SECTOR 2	LAP TIME		MPH	DIFF	TIME OF DAY
1 -		45.561	2:25.592		73.41	12.320	17:47:19.572
2 -	1:29.385	44.929	2:14.314	**(3)**	79.57	1.042	17:49:33.886
3 -	1:29.048	45.444	2:14.492		79.47	1.220	17:51:48.378
4 -	1:29.249	***44.036***	2:13.285	**(2)**	80.18	0.013	17:54:01.663
5 -	***1:28.436***	44.836	***2:13.272***	**(1)**	***80.19***		***17:56:14.935***

P13 137 RMT Charlie CRAWT

Suzuki - Pass Bike Motorcycle Training Ltd

IDEAL LAP TIME : 2:13.517 BEST LAP TIME : 2:13.782 DIFFERENCE : 0.265

LAP	SECTOR 1	SECTOR 2	LAP TIME		MPH	DIFF	TIME OF DAY
1 -		45.909	2:26.387		73.01	12.605	17:47:20.367
2 -	1:29.368	44.977	2:14.345		79.55	0.563	17:49:34.712
3 -	1:29.560	***44.683***	2:14.243	**(2)**	79.61	0.461	17:51:48.955
4 -	***1:28.834***	44.948	***2:13.782***	**(1)**	***79.89***		***17:54:02.737***

Weather / Track : Sunny / Dry

Snetterton 300
Circuit Length = 2.9689 miles
Start: 17:44 Flag 17:55 End: 17:57

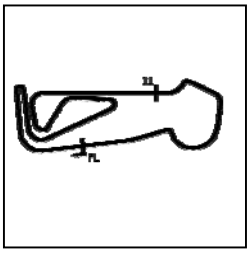

BMCRC Thunderbike Sport & BMCRC Rookie Minitwins

RACE 17 - SECTOR ANALYSIS

SECTOR 1 = FL to I1, SECTOR 2 = I1 to FL, DIFF = Difference To Personal Best Lap, P = Crossed Finish Line in Pit Lane, D = Time Disallowed

5 -	1:29.283	44.999	2:14.282	**(3)**	79.59	0.500	17:56:17.019

P14 101 Jon BARNES Suzuki -

IDEAL LAP TIME : 2:11.020 BEST LAP TIME : 2:11.815 DIFFERENCE : 0.795

LAP	SECTOR 1	SECTOR 2	LAP TIME		MPH	DIFF	TIME OF DAY
1 -		46.280	2:32.707		69.99	20.892	17:47:26.687
2 -	1:30.135	43.970	2:14.105		79.69	2.290	17:49:40.792
3 -	1:28.586	44.966	2:13.552	**(3)**	80.02	1.737	17:51:54.344
4 -	1:28.130	***43.685***	***2:11.815***	**(1)**	***81.08***		***17:54:06.159***
5 -	***1:27.335***	44.502	2:11.837	**(2)**	81.07	0.022	17:56:17.996

P15 50 Paul ROBSON Suzuki -

IDEAL LAP TIME : 2:13.744 BEST LAP TIME : 2:14.376 DIFFERENCE : 0.632

LAP	SECTOR 1	SECTOR 2	LAP TIME		MPH	DIFF	TIME OF DAY
1 -		45.461	2:26.642		72.88	12.266	17:47:20.622
2 -	1:29.732	***44.807***	2:14.539	**(3)**	79.44	0.163	17:49:35.161
3 -	1:29.364	45.234	2:14.598		79.40	0.222	17:51:49.759
4 -	1:29.194	45.337	2:14.531	**(2)**	79.44	0.155	17:54:04.290
5 -	***1:28.937***	45.439	***2:14.376***	**(1)**	***79.53***		***17:56:18.666***

P16 181 RMT Robert FRANKLIN Suzuki - RCF GARDENS

IDEAL LAP TIME : 2:15.896 BEST LAP TIME : 2:16.069 DIFFERENCE : 0.173

LAP	SECTOR 1	SECTOR 2	LAP TIME		MPH	DIFF	TIME OF DAY
1 -		46.363	2:27.716		72.35	11.647	17:47:21.696
2 -	1:31.402	46.798	2:18.200		77.33	2.131	17:49:39.896
3 -	1:30.808	46.808	2:17.616	**(3)**	77.66	1.547	17:51:57.512
4 -	1:30.517	***45.552***	***2:16.069***	**(1)**	***78.54***		***17:54:13.581***
5 -	***1:30.344***	46.290	2:16.634	**(2)**	78.22	0.565	17:56:30.215

P17 150 Anthony HEVER Kawasaki -

IDEAL LAP TIME : 2:12.042 BEST LAP TIME : 2:14.248 DIFFERENCE : 2.206

LAP	SECTOR 1	SECTOR 2	LAP TIME		MPH	DIFF	TIME OF DAY
1 -		45.414	2:28.083		72.17	13.835	17:47:22.063
2 -	1:30.974	46.082	2:17.056	**(3)**	77.98	2.808	17:49:39.119
3 -	1:29.494	45.494	2:14.988	**(2)**	79.17	0.740	17:51:54.107
4 -	1:29.658	***44.590***	***2:14.248***	**(1)**	***79.61***		***17:54:08.355***
5 -	***1:27.452***	59.763	2:27.215		72.60	12.967	17:56:35.570

P18 131 RMT Christopher EVANS Suzuki - C.E PILATES

IDEAL LAP TIME : 2:17.193 BEST LAP TIME : 2:17.193 DIFFERENCE : 0.000

LAP	SECTOR 1	SECTOR 2	LAP TIME		MPH	DIFF	TIME OF DAY
1 -		47.353	2:28.683		71.88	11.490	17:47:22.663
2 -	1:32.490	45.981	2:18.471	**(2)**	77.18	1.278	17:49:41.134
3 -	1:32.528	46.297	2:18.825	**(3)**	76.98	1.632	17:51:59.959
4 -	1:33.245	46.061	2:19.306		76.72	2.113	17:54:19.265
5 -	***1:31.360***	***45.833***	***2:17.193***	**(1)**	***77.90***		***17:56:36.458***

P19 147 R Matthew MAY Kawasaki - Tilehurst Glass Racing

IDEAL LAP TIME : 2:19.179 BEST LAP TIME : 2:19.717 DIFFERENCE : 0.538

LAP	SECTOR 1	SECTOR 2	LAP TIME		MPH	DIFF	TIME OF DAY
1 -		***46.952***	2:33.011		69.85	13.294	17:47:26.991
2 -	1:32.404	48.322	2:20.726	**(3)**	75.94	1.009	17:49:47.717
3 -	1:32.991	50.687	2:23.678		74.38	3.961	17:52:11.395
4 -	1:33.112	47.237	2:20.349	**(2)**	76.15	0.632	17:54:31.744
5 -	***1:32.227***	47.490	***2:19.717***	**(1)**	***76.49***		***17:56:51.461***

Weather / Track : Sunny / Dry

Snetterton 300
Circuit Length = 2.9689 miles
Start: 17:44 Flag 17:55 End: 17:57

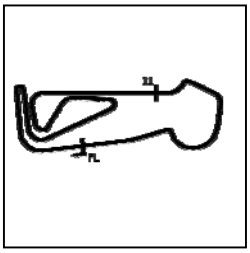

BMCRC Thunderbike Sport & BMCRC Rookie Minitwins

RACE 17 - SECTOR ANALYSIS

SECTOR 1 = FL to I1, SECTOR 2 = I1 to FL, DIFF = Difference To Personal Best Lap, P = Crossed Finish Line in Pit Lane, D = Time Disallowed

P20 85 Andrew KITE — Ducati - Red Rebel Racing

IDEAL LAP TIME : 2:17.830 BEST LAP TIME : 2:17.830 DIFFERENCE : 0.000

LAP	SECTOR 1	SECTOR 2	LAP TIME	MPH	DIFF	TIME OF DAY
1 -		49.776	2:36.884	68.12	19.054	17:47:30.864
2 -	1:36.011	47.681	2:23.692	74.38	5.862	17:49:54.556
3 -	1:33.392	47.058	2:20.450 (3)	76.09	2.620	17:52:15.006
4 -	1:32.692	46.053	2:18.745 (2)	77.03	0.915	17:54:33.751
5 -	***1:31.917***	***45.913***	***2:17.830 (1)***	***77.54***		***17:56:51.581***

P21 42 R Scott MILLER — Yamaha -

IDEAL LAP TIME : 2:15.409 BEST LAP TIME : 2:15.409 DIFFERENCE : 0.000

LAP	SECTOR 1	SECTOR 2	LAP TIME	MPH	DIFF	TIME OF DAY
1 -		46.104	2:26.178	73.11	10.769	17:47:20.158
2 -	1:54.257	46.596	2:40.853	66.44	25.444	17:50:01.011
3 -	1:32.468	46.868	2:19.336 (3)	76.70	3.927	17:52:20.347
4 -	***1:30.410***	***44.999***	***2:15.409 (1)***	***78.93***		***17:54:35.756***
5 -	1:31.070	45.785	2:16.855 (2)	78.09	1.446	17:56:52.611

P22 0 RMT Luke STANLEY — Suzuki - MOREMOTO

IDEAL LAP TIME : 2:21.168 BEST LAP TIME : 2:21.191 DIFFERENCE : 0.023

LAP	SECTOR 1	SECTOR 2	LAP TIME	MPH	DIFF	TIME OF DAY
1 -		***47.445***	2:30.714	70.91	9.523	17:47:24.694
2 -	1:34.765	48.347	2:23.112	74.68	1.921	17:49:47.806
3 -	1:34.279	47.625	2:21.904 (2)	75.31	0.713	17:52:09.710
4 -	1:35.058	47.850	2:22.908 (3)	74.78	1.717	17:54:32.618
5 -	***1:33.723***	47.468	***2:21.191 (1)***	***75.69***		***17:56:53.809***

P23 45 R John FORTEY — Suzuki - House of Gain Gym

IDEAL LAP TIME : 2:21.424 BEST LAP TIME : 2:21.457 DIFFERENCE : 0.033

LAP	SECTOR 1	SECTOR 2	LAP TIME	MPH	DIFF	TIME OF DAY
1 -		48.507	2:34.705	69.08	13.248	17:47:28.685
2 -	1:34.781	48.182	2:22.963	74.76	1.506	17:49:51.648
3 -	1:34.501	47.516	2:22.017 (3)	75.25	0.560	17:52:13.665
4 -	***1:34.154***	47.330	2:21.484 (2)	75.54	0.027	17:54:35.149
5 -	1:34.187	***47.270***	***2:21.457 (1)***	***75.55***		***17:56:56.606***

P24 37 R Ricky WOODS — Suzuki - Des Woods

IDEAL LAP TIME : 2:20.879 BEST LAP TIME : 2:21.897 DIFFERENCE : 1.018

LAP	SECTOR 1	SECTOR 2	LAP TIME	MPH	DIFF	TIME OF DAY
1 -		48.497	2:37.682	67.78	15.785	17:47:31.662
2 -	1:36.266	48.170	2:24.436 (3)	73.99	2.539	17:49:56.098
3 -	1:35.107	49.440	2:24.547	73.94	2.650	17:52:20.645
4 -	1:36.220	***47.012***	2:23.232 (2)	74.62	1.335	17:54:43.877
5 -	***1:33.867***	48.030	***2:21.897 (1)***	***75.32***		***17:57:05.774***

P25 18 R Indy OFFER — Kawasaki - Kingswood cooling solutions

IDEAL LAP TIME : 2:22.144 BEST LAP TIME : 2:22.646 DIFFERENCE : 0.502

LAP	SECTOR 1	SECTOR 2	LAP TIME	MPH	DIFF	TIME OF DAY
1 -		48.169	2:37.635	67.80	14.989	17:47:31.615
2 -	1:36.875	47.738	2:24.613 (3)	73.90	1.967	17:49:56.228
3 -	1:37.108	47.672	2:24.780	73.82	2.134	17:52:21.008
4 -	1:35.379	***47.305***	2:22.684 (2)	74.90	0.038	17:54:43.692
5 -	***1:34.839***	47.807	***2:22.646 (1)***	***74.92***		***17:57:06.338***

P26 9 RMT Andrew WATSON — Suzuki - TEA Time Racing

IDEAL LAP TIME : 2:23.419 BEST LAP TIME : 2:23.419 DIFFERENCE : 0.000

LAP	SECTOR 1	SECTOR 2	LAP TIME	MPH	DIFF	TIME OF DAY

Weather / Track : Sunny / Dry

Snetterton 300
Circuit Length = 2.9689 miles
Start: 17:44 Flag 17:55 End: 17:57

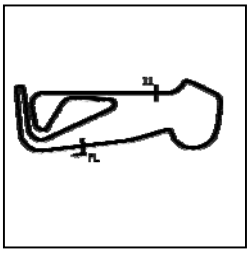

BMCRC Thunderbike Sport & BMCRC Rookie Minitwins

RACE 17 - SECTOR ANALYSIS

SECTOR 1 = FL to I1, SECTOR 2 = I1 to FL, DIFF = Difference To Personal Best Lap, P = Crossed Finish Line in Pit Lane, D = Time Disallowed

1 -		48.077	2:36.336		68.36	12.917	17:47:30.316
2 -	1:36.141	47.886	2:24.027	(2)	74.20	0.608	17:49:54.343
3 -	1:36.669	49.369	2:26.038		73.18	2.619	17:52:20.381
4 -	***1:35.943***	***47.476***	***2:23.419***	**(1)**	***74.52***		***17:54:43.800***
5 -	1:36.017	48.037	2:24.054	(3)	74.19	0.635	17:57:07.854

P27 152 RMT Jason ALLEN

Suzuki -

IDEAL LAP TIME : 2:22.141 BEST LAP TIME : 2:22.141 DIFFERENCE : 0.000

LAP	SECTOR 1	SECTOR 2	LAP TIME		MPH	DIFF	TIME OF DAY
1 -		49.932	2:39.726		66.91	17.585	17:47:33.706
2 -	1:36.626	47.758	2:24.384	(2)	74.02	2.243	17:49:58.090
3 -	1:36.114	49.584	2:25.698		73.35	3.557	17:52:23.788
4 -	1:36.092	48.530	2:24.622	(3)	73.90	2.481	17:54:48.410
5 -	***1:34.727***	***47.414***	***2:22.141***	**(1)**	***75.19***		***17:57:10.551***

P28 143 Robert DAVIE

Suzuki -

IDEAL LAP TIME : 2:23.164 BEST LAP TIME : 2:23.164 DIFFERENCE : 0.000

LAP	SECTOR 1	SECTOR 2	LAP TIME		MPH	DIFF	TIME OF DAY
1 -		49.083	2:36.003		68.51	12.839	17:47:29.983
2 -	1:37.626	49.146	2:26.772	(3)	72.82	3.608	17:49:56.755
3 -	1:36.580	50.385	2:26.965		72.72	3.801	17:52:23.720
4 -	1:35.726	48.030	2:23.756	(2)	74.34	0.592	17:54:47.476
5 -	***1:35.300***	***47.864***	***2:23.164***	**(1)**	***74.65***		***17:57:10.640***

P29 73 Vincent LEWIN

Suzuki - vinitwinracing.co.uk

IDEAL LAP TIME : 2:20.517 BEST LAP TIME : 2:21.046 DIFFERENCE : 0.529

LAP	SECTOR 1	SECTOR 2	LAP TIME		MPH	DIFF	TIME OF DAY
1 -		51.562	2:41.659		66.11	20.613	17:47:35.639
2 -	1:36.356	49.309	2:25.665	(3)	73.37	4.619	17:50:01.304
3 -	1:37.947	48.653	2:26.600		72.90	5.554	17:52:27.904
4 -	1:35.369	***47.008***	2:22.377	(2)	75.06	1.331	17:54:50.281
5 -	***1:33.509***	47.537	***2:21.046***	**(1)**	***75.77***		***17:57:11.327***

P30 5 R William YOUNG

Yamaha - RoyBoy's Racing , RPH Carpentry Ltd

IDEAL LAP TIME : 2:22.280 BEST LAP TIME : 2:23.316 DIFFERENCE : 1.036

LAP	SECTOR 1	SECTOR 2	LAP TIME		MPH	DIFF	TIME OF DAY
1 -		50.491	2:40.930		66.41	17.614	17:47:34.910
2 -	1:36.798	48.648	2:25.446	(3)	73.48	2.130	17:50:00.356
3 -	1:38.381	48.560	2:26.941		72.73	3.625	17:52:27.297
4 -	1:36.442	***46.874***	***2:23.316***	**(1)**	***74.57***		***17:54:50.613***
5 -	***1:35.406***	48.318	2:23.724	(2)	74.36	0.408	17:57:14.337

P31 59 RMT Benn RIDGWELL

Suzuki -

IDEAL LAP TIME : 2:23.936 BEST LAP TIME : 2:23.936 DIFFERENCE : 0.000

LAP	SECTOR 1	SECTOR 2	LAP TIME		MPH	DIFF	TIME OF DAY
1 -		48.798	2:37.312		67.94	13.376	17:47:31.292
2 -	1:36.733	49.175	2:25.908	(2)	73.25	1.972	17:49:57.200
3 -	1:36.632	49.524	2:26.156	(3)	73.12	2.220	17:52:23.356
4 -	***1:35.361***	***48.575***	***2:23.936***	**(1)**	***74.25***		***17:54:47.292***
5 -	1:38.955	49.408	2:28.363		72.04	4.427	17:57:15.655

P32 167 Mike DEVALL

Honda -

IDEAL LAP TIME : 2:23.378 BEST LAP TIME : 2:23.378 DIFFERENCE : 0.000

LAP	SECTOR 1	SECTOR 2	LAP TIME		MPH	DIFF	TIME OF DAY
1 -		50.125	2:39.178		67.14	15.800	17:47:33.158
2 -	1:38.234	48.866	2:27.100		72.65	3.722	17:50:00.258
3 -	1:38.264	48.509	2:26.773	(3)	72.82	3.395	17:52:27.031
4 -	1:37.000	48.357	2:25.357	(2)	73.52	1.979	17:54:52.388

Weather / Track : Sunny / Dry

Snetterton 300
Circuit Length = 2.9689 miles
Start: 17:44 Flag 17:55 End: 17:57

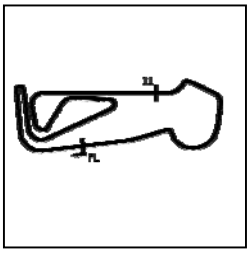

BMCRC Thunderbike Sport & BMCRC Rookie Minitwins

RACE 17 - SECTOR ANALYSIS

SECTOR 1 = FL to I1, SECTOR 2 = I1 to FL, DIFF = Difference To Personal Best Lap, P = Crossed Finish Line in Pit Lane, D = Time Disallowed

5 -	***1:35.727***	***47.651***	***2:23.378***	***(1)***	***74.54***	***17:57:15.766***

P33 44 RMT Tony PARKER Suzuki - Emerald Elevators

IDEAL LAP TIME : 2:22.739 BEST LAP TIME : 2:22.739 DIFFERENCE : 0.000

LAP	SECTOR 1	SECTOR 2	LAP TIME		MPH	DIFF	TIME OF DAY
1 -		51.204	2:40.729		66.49	17.990	17:47:34.709
2 -	1:38.732	49.674	2:28.406		72.01	5.667	17:50:03.115
3 -	1:37.131	48.926	2:26.057	**(3)**	73.17	3.318	17:52:29.172
4 -	1:35.933	48.804	2:24.737	**(2)**	73.84	1.998	17:54:53.909
5 -	***1:34.636***	***48.103***	***2:22.739***	***(1)***	***74.87***		***17:57:16.648***

P34 289 RMT Philip HORNE Suzuki -

IDEAL LAP TIME : 2:25.302 BEST LAP TIME : 2:25.302 DIFFERENCE : 0.000

LAP	SECTOR 1	SECTOR 2	LAP TIME		MPH	DIFF	TIME OF DAY
1 -		51.883	2:58.439		59.89	33.137	17:47:52.419
2 -	1:40.984	50.439	2:31.423		70.58	6.121	17:50:23.842
3 -	1:38.922	49.347	2:28.269	**(3)**	72.08	2.967	17:52:52.111
4 -	1:37.149	48.710	2:25.859	**(2)**	73.27	0.557	17:55:17.970
5 -	***1:36.636***	***48.666***	***2:25.302***	***(1)***	***73.55***		***17:57:43.272***

P35 60 RMT Adam RIDGWELL Suzuki -

IDEAL LAP TIME : 2:30.368 BEST LAP TIME : 2:30.471 DIFFERENCE : 0.103

LAP	SECTOR 1	SECTOR 2	LAP TIME		MPH	DIFF	TIME OF DAY
1 -		50.677	2:49.394		63.09	18.923	17:47:43.374
2 -	1:42.745	50.290	2:33.035		69.84	2.564	17:50:16.409
3 -	1:40.527	50.514	2:31.041	**(3)**	70.76	0.570	17:52:47.450
4 -	1:40.445	***50.026***	***2:30.471***	***(1)***	***71.03***		***17:55:17.921***
5 -	***1:40.342***	50.242	2:30.584	**(2)**	70.97	0.113	17:57:48.505

P36 33 R Mark LAWRENCE Honda - Sarky racing

IDEAL LAP TIME : 2:38.184 BEST LAP TIME : 2:38.184 DIFFERENCE : 0.000

LAP	SECTOR 1	SECTOR 2	LAP TIME		MPH	DIFF	TIME OF DAY
1 -		52.730	2:51.672		62.25	13.488	17:47:45.652
2 -	***1:45.650***	***52.534***	***2:38.184***	***(1)***	***67.56***		***17:50:23.836***
3 -	1:45.889	58.160	2:44.049	**(3)**	65.15	5.865	17:53:07.885
4 -	1:49.284	52.976	2:42.260	**(2)**	65.87	4.076	17:55:50.145

P37 102 R James TEGG Honda - Teggy102 Racing

IDEAL LAP TIME : 2:43.848 BEST LAP TIME : 2:46.328 DIFFERENCE : 2.480

LAP	SECTOR 1	SECTOR 2	LAP TIME		MPH	DIFF	TIME OF DAY
1 -		***53.660***	2:53.835		61.48	7.507	17:47:47.815
2 -	***1:50.188***	56.140	***2:46.328***	***(1)***	***64.25***		***17:50:34.143***
3 -	1:53.040	56.115	2:49.155	**(3)**	63.18	2.827	17:53:23.298
4 -	1:51.424	56.486	2:47.910	**(2)**	63.65	1.582	17:56:11.208

Weather / Track : Sunny / Dry

Snetterton 300
Circuit Length = 2.9689 miles
Start: 17:44 Flag 17:55 End: 17:57

BMCRC Thunderbike Sport & BMCRC Rookie Minitwins

RACE 17 - BEST SECTORS

	SECTOR 1			SECTOR 2			IDEAL / BEST COMPARISON					
POS	NO	NAME	TIME	NO	NAME	TIME	POS	NO	NAME	IDEAL	BEST	DIFF
									PERFECT LAP	2:05.467		
1	22	DOOLAN	**1:23.864**	47	WATSON	**41.603**	1	22	DOOLAN	2:05.558	2:05.558	0.000
2	47	WATSON	**1:24.012**	22	DOOLAN	**41.694**	2	47	WATSON	2:05.615	2:05.615	0.000
3	198	TOPPING	**1:24.254**	81	MAY	**41.901**	3	198	TOPPING	2:06.328	2:06.388	0.060
4	81	MAY	**1:24.968**	198	TOPPING	**42.074**	4	81	MAY	2:06.869	2:07.257	0.388
5	75	MAY	**1:25.698**	101	BARNES	**43.685**	5	75	MAY	2:09.580	2:09.580	0.000
6	48	WALLIS	**1:27.310**	75	MAY	**43.882**	6	101	BARNES	2:11.020	2:11.815	0.795
7	101	BARNES	**1:27.335**	84	BRANCO	**43.960**	7	48	WALLIS	2:11.778	2:12.105	0.327
8	150	HEVER	**1:27.452**	66	SMITH	**44.036**	8	84	BRANCO	2:11.873	2:12.689	0.816
9	84	BRANCO	**1:27.913**	93	GILLMAN	**44.112**	9	150	HEVER	2:12.042	2:14.248	2.206
10	17	DOWNES (SNR)	**1:28.059**	90	WATSON	**44.204**	10	17	DOWNES (SNR)	2:12.386	2:12.657	0.271
11	666	BEASLEY	**1:28.160**	17	DOWNES (SNR)	**44.327**	11	66	SMITH	2:12.472	2:13.272	0.800
12	90	WATSON	**1:28.320**	48	WALLIS	**44.468**	12	90	WATSON	2:12.524	2:12.590	0.066
13	66	SMITH	**1:28.436**	150	HEVER	**44.590**	13	93	GILLMAN	2:12.870	2:13.102	0.232
14	93	GILLMAN	**1:28.758**	137	CRAWT	**44.683**	14	666	BEASLEY	2:13.289	2:13.289	0.000
15	137	CRAWT	**1:28.834**	50	ROBSON	**44.807**	15	137	CRAWT	2:13.517	2:13.782	0.265
16	50	ROBSON	**1:28.937**	42	MILLER	**44.999**	16	50	ROBSON	2:13.744	2:14.376	0.632
17	181	FRANKLIN	**1:30.344**	666	BEASLEY	**45.129**	17	42	MILLER	2:15.409	2:15.409	0.000
18	42	MILLER	**1:30.410**	181	FRANKLIN	**45.552**	18	181	FRANKLIN	2:15.896	2:16.069	0.173
19	131	EVANS	**1:31.360**	131	EVANS	**45.833**	19	131	EVANS	2:17.193	2:17.193	0.000
20	85	KITE	**1:31.917**	85	KITE	**45.913**	20	85	KITE	2:17.830	2:17.830	0.000
21	147	MAY	**1:32.227**	5	YOUNG	**46.874**	21	147	MAY	2:19.179	2:19.717	0.538
22	73	LEWIN	**1:33.509**	147	MAY	**46.952**	22	73	LEWIN	2:20.517	2:21.046	0.529
23	0	STANLEY	**1:33.723**	73	LEWIN	**47.008**	23	37	WOODS	2:20.879	2:21.897	1.018
24	37	WOODS	**1:33.867**	37	WOODS	**47.012**	24	0	STANLEY	2:21.168	2:21.191	0.023
25	45	FORTEY	**1:34.154**	45	FORTEY	**47.270**	25	45	FORTEY	2:21.424	2:21.457	0.033
26	44	PARKER	**1:34.636**	18	OFFER	**47.305**	26	152	ALLEN	2:22.141	2:22.141	0.000
27	152	ALLEN	**1:34.727**	152	ALLEN	**47.414**	27	18	OFFER	2:22.144	2:22.646	0.502
28	18	OFFER	**1:34.839**	0	STANLEY	**47.445**	28	5	YOUNG	2:22.280	2:23.316	1.036
29	143	DAVIE	**1:35.300**	9	WATSON	**47.476**	29	44	PARKER	2:22.739	2:22.739	0.000
30	59	RIDGWELL	**1:35.361**	167	DEVALL	**47.651**	30	143	DAVIE	2:23.164	2:23.164	0.000
31	5	YOUNG	**1:35.406**	143	DAVIE	**47.864**	31	167	DEVALL	2:23.378	2:23.378	0.000
32	167	DEVALL	**1:35.727**	44	PARKER	**48.103**	32	9	WATSON	2:23.419	2:23.419	0.000
33	9	WATSON	**1:35.943**	59	RIDGWELL	**48.575**	33	59	RIDGWELL	2:23.936	2:23.936	0.000
34	289	HORNE	**1:36.636**	289	HORNE	**48.666**	34	289	HORNE	2:25.302	2:25.302	0.000
35	60	RIDGWELL	**1:40.342**	60	RIDGWELL	**50.026**	35	60	RIDGWELL	2:30.368	2:30.471	0.103
36	33	LAWRENCE	**1:45.650**	33	LAWRENCE	**52.534**	36	33	LAWRENCE	2:38.184	2:38.184	0.000
37	102	TEGG	**1:50.188**	102	TEGG	**53.660**	37	102	TEGG	2:43.848	2:46.328	2.480
38												
39												

Weather / Track : Sunny / Dry

Snetterton 300
Circuit Length = 2.9689 miles
Start: 17:44 Flag 17:55 End: 17:57

Results can be found at www.tsl-timing.com

Printed - 17:59 Saturday, 19 May 2018

BMCRC Thunderbike Sport & BMCRC Rookie Minitwins

RACE 9 - GRID (7 Laps)

ROW 14	42	15	Grant WALDER	41	16	Geoff LANSDELL	40	145 Stuart JARVIS
ROW 13	39	196	Emma PETERSON	38	41	Marc AUKETT	37	102 James TEGG 2:46.328
ROW 12	36	33	Mark LAWRENCE 2:38.184	35	60	Adam RIDGWELL 2:30.471	34	289 Philip HORNE 2:25.302
ROW 11	33	59	Benn RIDGWELL 2:23.936	32	9	Andrew WATSON 2:23.419	31	167 Mike DEVALL 2:23.378
ROW 10	30	5	William YOUNG 2:23.316	29	143	Robert DAVIE 2:23.164	28	44 Tony PARKER 2:22.739
ROW 9	27	18	Indy OFFER 2:22.646	26	152	Jason ALLEN 2:22.141	25	37 Ricky WOODS 2:21.897
ROW 8	24	45	John FORTEY 2:21.457	23	0	Luke STANLEY 2:21.191	22	73 Vincent LEWIN 2:21.046
ROW 7	21	147	Matthew MAY 2:19.717	20	85	Andrew KITE 2:17.830	19	131 Christopher EVANS 2:17.193
ROW 6	18	181	Robert FRANKLIN 2:16.069	17	42	Scott MILLER 2:15.409	16	50 Paul ROBSON 2:14.376
ROW 5	15	150	Anthony HEVER 2:14.248	14	137	Charlie CRAWT 2:13.782	13	666 Shane BEASLEY 2:13.289
ROW 4	12	66	Mark SMITH 2:13.272	11	93	William GILLMAN 2:13.102	10	84 Ricardo BRANCO 2:12.689
ROW 3	9	17	Charlie DOWNES (SNR) 2:12.657	8	90	Edward WATSON 2:12.590	7	48 Shaun WALLIS 2:12.105
ROW 2	6	101	Jon BARNES 2:11.815	5	75	Stewart MAY 2:09.580	4	81 Malvern MAY 2:07.257
ROW 1	3	198	Steven TOPPING 2:06.388	2	47	Thomas WATSON 2:05.615	1	22 Ben DOOLAN 2:05.558

Pole

Snetterton 300
Circuit Length = 2.9689 miles

These results are provisional until the conclusion of any judicial and technical matters.

Clerk Of Course :		Timekeeper :

Results can be found at www.tsl-timing.com

Printed - 18:01 Saturday, 19 May 2018

Steve Jordan motorcycles

BMCRC Thunderbike Sport & BMCRC Rookie Minitwins

RACE 9 - CLASSIFICATION

POS	NO	CL	PIC	NAME	ENTRY	LAPS	TIME	GAP	DIFF	MPH	BEST	ON
1	22		1	Ben DOOLAN	Yamaha - my wallet	7	14:59.982			83.13	2:06.572	5
2	198		2	Steven TOPPING	Yamaha -	7	15:02.719	2.737	2.737	82.87	2:04.972	5
3	81		3	Malvern MAY	Ducati -	7	15:19.253	19.271	16.534	81.38	2:07.863	5
4	75		4	Stewart MAY	Honda - Tilehurst Glass Racing	7	15:28.111	28.129	8.858	80.61	2:10.726	5
5	48		5	Shaun WALLIS	Yamaha - Watling Tyres	7	15:28.205	28.223	0.094	80.60	2:10.557	5
6	137	RMT	1	Charlie CRAWT	Suzuki - Pass Bike Motorcycle Training Ltd	7	15:32.234	32.252	4.029	80.25	2:11.149	7
7	93		6	William GILLMAN	Honda -	7	15:33.425	33.443	1.191	80.15	2:11.760	6
8	84		7	Ricardo BRANCO	Suzuki - IMP Racing	7	15:34.367	34.385	0.942	80.07	2:11.493	5
9	90		8	Edward WATSON	Suzuki - Motorsportdays.com TEA Time Racing	7	15:34.560	34.578	0.193	80.05	2:11.523	5
10	101		9	Jon BARNES	Suzuki -	7	15:34.651	34.669	0.091	80.04	2:11.495	6
11	17	RMT	2	Charlie DOWNES (SNR)	Suzuki - Ray Gnarley/ MoreMoto	7	15:35.298	35.316	0.647	79.99	2:11.527	3
12	66		10	Mark SMITH	Yamaha - MHP EXHAUST`S	7	15:39.490	39.508	4.192	79.63	2:12.086	6
13	666	R	1	Shane BEASLEY	Kawasaki -	7	15:46.845	46.863	7.355	79.01	2:10.727	6
14	42	R	2	Scott MILLER	Yamaha -	7	15:53.760	53.778	6.915	78.44	2:13.299	6
15	181	RMT	3	Robert FRANKLIN	Suzuki - RCF GARDENS	7	15:54.774	54.792	1.014	78.36	2:13.216	7
16	131	RMT	4	Christopher EVANS	Suzuki - C.E PILATES	7	16:10.110	1:10.128	15.336	77.12	2:15.641	2
17	50		11	Paul ROBSON	Suzuki -	7	16:12.206	1:12.224	2.096	76.95	2:13.823	7
18	147	R	3	Matthew MAY	Kawasaki - Tilehurst Glass Racing	7	16:22.968	1:22.986	10.762	76.11	2:17.217	2
19	85		12	Andrew KITE	Ducati - Red Rebel Racing	7	16:32.493	1:32.511	9.525	75.38	2:15.903	6
20	0	RMT	5	Luke STANLEY	Suzuki - MOREMOTO	7	16:33.661	1:33.679	1.168	75.29	2:19.365	7
21	18	R	4	Indy OFFER	Kawasaki - Kingswood cooling solutions	7	16:35.140	1:35.158	1.479	75.18	2:19.946	7
22	45	R	5	John FORTEY	Suzuki - House of Gain Gym	7	16:37.591	1:37.609	2.451	74.99	2:18.695	7
23	16		13	Geoff LANSDELL	Suzuki - EPG Domestic	7	16:44.047	1:44.065	6.456	74.51	2:17.356	7
24	5	R	6	William YOUNG	Yamaha - RoyBoy's Racing , RPH Carpentry Ltd	7	16:55.523	1:55.541	11.476	73.67	2:20.150	7
25	37	R	7	Ricky WOODS	Suzuki - Des Woods	7	16:57.052	1:57.070	1.529	73.56	2:22.402	6
26	143		14	Robert DAVIE	Suzuki -	7	16:57.660	1:57.678	0.608	73.51	2:22.218	7
27	59	RMT	6	Benn RIDGWELL	Suzuki -	7	16:57.943	1:57.961	0.283	73.49	2:22.129	2
28	9	RMT	7	Andrew WATSON	Suzuki - TEA Time Racing	7	16:57.995	1:58.013	0.052	73.49	2:22.765	4
29	44	RMT	8	Tony PARKER	Suzuki - Emerald Elevators	7	17:15.912	2:15.930	17.917	72.22	2:23.376	7
30	289	RMT	9	Philip HORNE	Suzuki -	6	14:58.980	1 Lap	1 Lap	71.33	2:23.710	6
31	167		15	Mike DEVALL	Honda -	6	14:59.074	1 Lap	0.094	71.32	2:26.159	3
32	60	RMT	10	Adam RIDGWELL	Suzuki -	6	15:21.010	1 Lap	21.936	69.62	2:30.743	2
33	196	R	8	Emma PETERSON	Yamaha - Rst Concept store-Helmet City Chicheste	6	15:44.444	1 Lap	23.434	67.90	2:32.111	6
34	33	R	9	Mark LAWRENCE	Honda - Sarky racing	6	15:45.453	1 Lap	1.009	67.82	2:32.109	6
35	102	R	10	James TEGG	Honda - Teggy102 Racing	6	16:05.386	1 Lap	19.933	66.42	2:37.532	3
					NOT CLASSIFIED							
NC	73			Vincent LEWIN	Suzuki - vinitwinracing.co.uk	4	14:58.581	3 Laps	2 Laps	47.57	2:21.077	3
DNF	150			Anthony HEVER	Kawasaki -	3	6:51.344	4 Laps	1 Lap	77.94	2:12.048	3
EX	47 *			Thomas WATSON	Yamaha - Motorsportdays.com TEA Time Racing	0						

FASTEST LAP

198		Steven TOPPING	Yamaha -	5	2:04.972	85.52 mph	137.63 kph
666	R	Shane BEASLEY	Kawasaki -	6	2:10.727	81.75 mph	131.57 kph
137	RMT	Charlie CRAWT	Suzuki - Pass Bike Motorcycle Training Ltd	7	2:11.149	81.49 mph	131.15 kph

***No 47 - Excluded from race result, technical infringment**
Class - 92.5% of Race Speed = 76.89 mph
Class RMT - 92.5% of Race Speed = 74.23 mph
Class R - 92.5% of Race Speed = 73.08 mph

Weather / Track : Sunny / Dry
These results are provisional until the conclusion of any judicial and technical matters.

Snetterton 300
Circuit Length = 2.9689 miles
Start: 13:03 Flag 13:18 End: 13:20

Clerk Of Course :		Timekeeper :

Results can be found at www.tsl-timing.com

Printed - 14:05 Sunday, 20 May 2018

BRITISH MOTOR CYCLE RACING CLUB

TSL SPORTS TIMING TIMING SOLUTIONS LTD

MRO

BMCRC Thunderbike Sport & BMCRC Rookie Minitwins

RACE 9 - LAP CHART

LAP 1 @ 13:05:51.236

NO	BEHIND	LAP TIME
22		2:13.802
81	2.111	2:15.913
48	3.810	2:17.612
75	3.932	2:17.734
93	4.686	2:18.488
101	5.201	2:19.003
90	5.773	2:19.575
84	6.048	2:19.850
66	6.382	2:20.184
137	6.747	2:20.549
17	7.128	2:20.930
198	9.679	2:23.481
666	10.065	2:23.867
131	10.671	2:24.473
42	11.156	2:24.958
150	11.735	2:25.537
181	11.983	2:25.785
147	13.631	2:27.433
0	15.614	2:29.416
18	16.407	2:30.209
45	18.484	2:32.286
59	19.391	2:33.193
37	20.391	2:34.193
50	20.763	2:34.565
5	22.217	2:36.019
167	22.786	2:36.588
85	23.519	2:37.321
9	23.606	2:37.408
143	23.990	2:37.792
16	24.465	2:38.267
44	25.436	2:39.238
60	31.266	2:45.068
102	32.317	2:46.119
289	32.896	2:46.698
33	34.651	2:48.453
196	35.856	2:49.658

LAP 2 @ 13:07:59.033

NO	BEHIND	LAP TIME
22		2:07.797
81	3.111	2:08.797
48	8.231	2:12.218
75	8.371	2:12.236
93	9.034	2:12.145
198	9.245	2:07.363
101	9.902	2:12.498
137	10.474	2:11.524
84	10.677	2:12.426
90	11.260	2:13.284
66	11.317	2:12.732
17	12.147	2:12.816
666	15.478	2:13.210
150	17.697	2:13.759
131	18.515	2:15.641
181	19.574	2:15.388
42	19.805	2:16.446
147	23.051	2:17.217
0	29.236	2:21.419
18	30.025	2:21.415
50	33.153	2:20.187
59	33.723	2:22.129
45	34.216	2:23.529
37	37.353	2:24.759
85	38.325	2:22.603
5	38.491	2:24.071
16	38.888	2:22.220
9	39.128	2:23.319
143	39.657	2:23.464
167	41.672	2:26.683
44	45.022	2:27.383
289	53.088	2:27.989
60	54.212	2:30.743
102	1:02.334	2:37.814
196	1:03.023	2:34.964
33	1:05.061	2:38.207

LAP 3 @ 13:10:06.545

NO	BEHIND	LAP TIME
22		2:07.512
81	5.075	2:09.476
198	9.948	2:08.215
48	12.303	2:11.584
75	12.642	2:11.783
93	14.708	2:13.186
101	14.906	2:12.516
137	15.266	2:12.304
84	15.289	2:12.124
17	16.162	2:11.527
66	16.837	2:13.032
90	17.303	2:13.555
666	20.497	2:12.531
150	22.233	2:12.048
42	27.226	2:14.933
131	27.382	2:16.379
181	27.807	2:15.745
147	35.756	2:20.217
50	41.506	2:15.865
0	42.806	2:21.082
18	43.433	2:20.920
59	49.258	2:23.047
45	49.511	2:22.807
85	52.277	2:21.464
37	54.645	2:24.804
16	54.819	2:23.443
143	55.561	2:23.416
5	55.705	2:24.726
9	56.554	2:24.938
167	1:00.319	2:26.159
44	1:06.241	2:28.731
289	1:14.375	2:28.799
73	2 Laps	7:45.749 P
60	1:18.006	2:31.306
102	1:32.354	2:37.532
196	1:32.752	2:37.241
33	1:38.225	2:40.676

LAP 4 @ 13:12:15.165

NO	BEHIND	LAP TIME
22		2:08.620
198	7.229	2:05.901
81	7.824	2:11.369
48	14.846	2:11.163
75	15.052	2:11.030
93	19.065	2:12.977
137	19.658	2:13.012
17	19.896	2:12.354
84	20.897	2:14.228
90	21.101	2:12.418
101	21.276	2:14.990
66	22.233	2:14.016
666	23.668	2:11.791
181	34.396	2:15.209
42	34.672	2:16.066
131	38.569	2:19.807
147	46.277	2:19.141
50	48.895	2:16.009
0	55.143	2:20.957
18	55.602	2:20.789
45	1:02.126	2:21.235
85	1:02.658	2:19.001
59	1:04.437	2:23.799
37	1:10.367	2:24.342
9	1:10.699	2:22.765
16	1:10.984	2:24.785
143	1:11.085	2:24.144
5	1:11.558	2:24.473
167	1:20.346	2:28.647
44	1:25.321	2:27.700
289	1:31.926	2:26.171
73	2 Laps	2:28.544
60	1:40.617	2:31.231
196	2:00.939	2:36.807
102	2:01.464	2:37.730
33	2:02.780	2:33.175

LAP 5 @ 13:14:21.737

NO	BEHIND	LAP TIME
22		2:06.572
198	5.629	2:04.972
81	9.115	2:07.863
48	18.831	2:10.557
75	19.206	2:10.726
137	24.755	2:11.669
93	24.809	2:12.316
17	25.508	2:12.184
84	25.818	2:11.493
90	26.052	2:11.523
101	26.232	2:11.528
666	28.097	2:11.001
66	30.892	2:15.231
42	42.451	2:14.351
181	43.412	2:15.588
131	50.378	2:18.381
147	58.335	2:18.630
50	58.767	2:16.444
0	1:09.175	2:20.604
18	1:10.013	2:20.983
45	1:14.495	2:18.941
85	1:14.973	2:18.887
59	1:22.271	2:24.406
16	1:23.868	2:19.456
37	1:26.404	2:22.609
9	1:26.954	2:22.827
5	1:27.244	2:22.258
143	1:27.668	2:23.155
167	1:44.195	2:30.421
44	1:44.598	2:25.849
289	1:50.967	2:25.613
73	2 Laps	2:21.077
60	2:05.633	2:31.588

LAP 6 @ 13:16:30.028

NO	BEHIND	LAP TIME
22		2:08.291
198	4.489	2:07.151
81	12.233	2:11.409
196	1 Lap	2:33.663
33	1 Lap	2:32.833
48	23.065	2:12.525
75	23.765	2:12.850
102	1 Lap	2:38.085
93	28.278	2:11.760
137	28.491	2:12.027
101	29.436	2:11.495
90	29.474	2:11.713
84	29.725	2:12.198
17	30.001	2:12.784
666	30.533	2:10.727
66	34.687	2:12.086
42	47.459	2:13.299
181	48.964	2:13.843
131	59.723	2:17.636
50	1:05.789	2:15.313
147	1:07.390	2:17.346
0	1:21.702	2:20.818
85	1:22.585	2:15.903
18	1:22.600	2:20.878
45	1:26.302	2:20.098
16	1:34.097	2:18.520
59	1:39.151	2:25.171
37	1:40.515	2:22.402
9	1:41.812	2:23.149
5	1:42.779	2:23.826
143	1:42.848	2:23.471
44	1:59.942	2:23.635
73	2 Laps	2:23.211
289	2:06.386	2:23.710
167	2:06.480	2:30.576

LAP 7 @ 13:18:37.416

NO	BEHIND	LAP TIME
22		2:07.388
198	2.737	2:05.636
81	19.271	2:14.426
60	1 Lap	2:31.074
75	28.129	2:11.752
48	28.223	2:12.546
137	32.252	2:11.149
93	33.443	2:12.553
84	34.385	2:12.048
90	34.578	2:12.492
101	34.669	2:12.621
17	35.316	2:12.703
66	39.508	2:12.209
196	1 Lap	2:32.111
33	1 Lap	2:32.109
666	46.863	2:23.718
42	53.778	2:13.707
181	54.792	2:13.216
102	1 Lap	2:48.106
131	1:10.128	2:17.793
50	1:12.224	2:13.823
147	1:22.986	2:22.984
85	1:32.511	2:17.314
0	1:33.679	2:19.365
18	1:35.158	2:19.946
45	1:37.609	2:18.695
16	1:44.065	2:17.356
5	1:55.541	2:20.150
37	1:57.070	2:23.943
143	1:57.678	2:22.218
59	1:57.961	2:26.198
9	1:58.013	2:23.589
44	2:15.930	2:23.376

Snetterton 300
Circuit Length = 2.9689 miles
Start: 13:03 Flag 13:18 End: 13:20

Weather / Track : Sunny / Dry

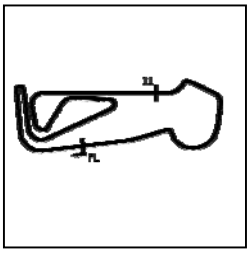

BMCRC Thunderbike Sport & BMCRC Rookie Minitwins

RACE 9 - SECTOR ANALYSIS

SECTOR 1 = FL to I1, SECTOR 2 = I1 to FL, DIFF = Difference To Personal Best Lap, P = Crossed Finish Line in Pit Lane, D = Time Disallowed

P1 22 Ben DOOLAN Yamaha - my wallet

IDEAL LAP TIME : 2:06.572 BEST LAP TIME : 2:06.572 DIFFERENCE : 0.000

LAP	SECTOR 1	SECTOR 2	LAP TIME	MPH	DIFF	TIME OF DAY
1 -		42.596	2:13.802	79.87	7.230	13:05:51.236
2 -	1:25.216	42.581	2:07.797	83.63	1.225	13:07:59.033
3 -	1:25.100	42.412	2:07.512 **(3)**	83.82	0.940	13:10:06.545
4 -	1:26.069	42.551	2:08.620	83.09	2.048	13:12:15.165
5 -	***1:24.448***	***42.124***	***2:06.572 (1)***	***84.44***		***13:14:21.737***
6 -	1:25.892	42.399	2:08.291	83.31	1.719	13:16:30.028
7 -	1:24.818	42.570	2:07.388 **(2)**	83.90	0.816	13:18:37.416

P2 198 Steven TOPPING Yamaha -

IDEAL LAP TIME : 2:04.948 BEST LAP TIME : 2:04.972 DIFFERENCE : 0.024

LAP	SECTOR 1	SECTOR 2	LAP TIME	MPH	DIFF	TIME OF DAY
1 -		44.011	2:23.481	74.49	18.509	13:06:00.915
2 -	1:24.549	42.814	2:07.363	83.91	2.391	13:08:08.278
3 -	1:26.239	41.976	2:08.215	83.36	3.243	13:10:16.493
4 -	1:23.741	42.160	2:05.901 **(3)**	84.89	0.929	13:12:22.394
5 -	***1:23.261***	41.711	***2:04.972 (1)***	***85.52***		***13:14:27.366***
6 -	1:25.352	41.799	2:07.151	84.05	2.179	13:16:34.517
7 -	1:23.949	***41.687***	2:05.636 **(2)**	85.07	0.664	13:18:40.153

P3 81 Malvern MAY Ducati -

IDEAL LAP TIME : 2:07.654 BEST LAP TIME : 2:07.863 DIFFERENCE : 0.209

LAP	SECTOR 1	SECTOR 2	LAP TIME	MPH	DIFF	TIME OF DAY
1 -		43.296	2:15.913	78.63	8.050	13:05:53.347
2 -	1:25.967	***42.830***	2:08.797 **(2)**	82.98	0.934	13:08:02.144
3 -	1:26.645	42.831	2:09.476 **(3)**	82.54	1.613	13:10:11.620
4 -	1:26.524	44.845	2:11.369	81.35	3.506	13:12:22.989
5 -	***1:24.824***	43.039	***2:07.863 (1)***	***83.59***		***13:14:30.852***
6 -	1:27.490	43.919	2:11.409	81.33	3.546	13:16:42.261
7 -	1:29.374	45.052	2:14.426	79.50	6.563	13:18:56.687

P4 75 Stewart MAY Honda - Tilehurst Glass Racing

IDEAL LAP TIME : 2:10.125 BEST LAP TIME : 2:10.726 DIFFERENCE : 0.601

LAP	SECTOR 1	SECTOR 2	LAP TIME	MPH	DIFF	TIME OF DAY
1 -		***43.743***	2:17.734	77.59	7.008	13:05:55.168
2 -	1:27.318	44.918	2:12.236	80.82	1.510	13:08:07.404
3 -	1:27.281	44.502	2:11.783	81.10	1.057	13:10:19.187
4 -	1:26.768	44.262	2:11.030 **(2)**	81.56	0.304	13:12:30.217
5 -	***1:26.382***	44.344	***2:10.726 (1)***	***81.75***		***13:14:40.943***
6 -	1:27.461	45.389	2:12.850	80.45	2.124	13:16:53.793
7 -	1:27.104	44.648	2:11.752 **(3)**	81.12	1.026	13:19:05.545

P5 48 Shaun WALLIS Yamaha - Watling Tyres

IDEAL LAP TIME : 2:10.525 BEST LAP TIME : 2:10.557 DIFFERENCE : 0.032

LAP	SECTOR 1	SECTOR 2	LAP TIME	MPH	DIFF	TIME OF DAY
1 -		44.656	2:17.612	77.66	7.055	13:05:55.046
2 -	1:27.344	44.874	2:12.218	80.83	1.661	13:08:07.264
3 -	1:27.343	44.241	2:11.584 **(3)**	81.22	1.027	13:10:18.848
4 -	1:27.026	***44.137***	2:11.163 **(2)**	81.48	0.606	13:12:30.011
5 -	***1:26.388***	44.169	***2:10.557 (1)***	***81.86***		***13:14:40.568***
6 -	1:27.573	44.952	2:12.525	80.64	1.968	13:16:53.093
7 -	1:27.528	45.018	2:12.546	80.63	1.989	13:19:05.639

P6 137 RMT Charlie CRAWT Suzuki - Pass Bike Motorcycle Training Ltd

IDEAL LAP TIME : 2:10.400 BEST LAP TIME : 2:11.149 DIFFERENCE : 0.749

LAP	SECTOR 1	SECTOR 2	LAP TIME	MPH	DIFF	TIME OF DAY

Weather / Track : Sunny / Dry

Snetterton 300
Circuit Length = 2.9689 miles
Start: 13:03 Flag 13:18 End: 13:20

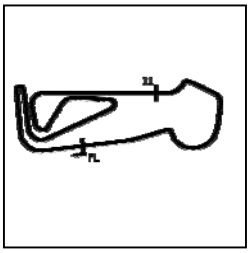

BMCRC Thunderbike Sport & BMCRC Rookie Minitwins

RACE 9 - SECTOR ANALYSIS

SECTOR 1 = FL to I1, SECTOR 2 = I1 to FL, DIFF = Difference To Personal Best Lap, P = Crossed Finish Line in Pit Lane, D = Time Disallowed

1 -		44.635	2:20.549		76.04	9.400	13:05:57.983
2 -	1:27.776	43.748	2:11.524	(2)	81.26	0.375	13:08:09.507
3 -	***1:27.530***	44.774	2:12.304		80.78	1.155	13:10:21.811
4 -	1:28.780	44.232	2:13.012		80.35	1.863	13:12:34.823
5 -	1:27.741	43.928	2:11.669	(3)	81.17	0.520	13:14:46.492
6 -	1:27.967	44.060	2:12.027		80.95	0.878	13:16:58.519
7 -	1:28.279	***42.870***	***2:11.149***	**(1)**	***81.49***		***13:19:09.668***

P7 93 William GILLMAN Honda -

IDEAL LAP TIME : 2:11.478 BEST LAP TIME : 2:11.760 DIFFERENCE : 0.282

LAP	SECTOR 1	SECTOR 2	LAP TIME		MPH	DIFF	TIME OF DAY
1 -		44.210	2:18.488		77.17	6.728	13:05:55.922
2 -	1:27.965	44.180	2:12.145	(2)	80.88	0.385	13:08:08.067
3 -	1:28.125	45.061	2:13.186		80.24	1.426	13:10:21.253
4 -	1:28.716	44.261	2:12.977		80.37	1.217	13:12:34.230
5 -	1:27.853	44.463	2:12.316	(3)	80.77	0.556	13:14:46.546
6 -	***1:27.711***	44.049	***2:11.760***	**(1)**	***81.11***		***13:16:58.306***
7 -	1:28.786	***43.767***	2:12.553		80.63	0.793	13:19:10.859

P8 84 Ricardo BRANCO Suzuki - IMP Racing

IDEAL LAP TIME : 2:11.051 BEST LAP TIME : 2:11.493 DIFFERENCE : 0.442

LAP	SECTOR 1	SECTOR 2	LAP TIME		MPH	DIFF	TIME OF DAY
1 -		44.413	2:19.850		76.42	8.357	13:05:57.284
2 -	1:27.549	44.877	2:12.426		80.70	0.933	13:08:09.710
3 -	1:27.417	44.707	2:12.124	(3)	80.89	0.631	13:10:21.834
4 -	1:28.940	45.288	2:14.228		79.62	2.735	13:12:36.062
5 -	***1:27.079***	44.414	***2:11.493***	**(1)**	***81.28***		***13:14:47.555***
6 -	1:28.226	***43.972***	2:12.198		80.84	0.705	13:16:59.753
7 -	1:27.748	44.300	2:12.048	(2)	80.94	0.555	13:19:11.801

P9 90 Edward WATSON Suzuki - Motorsportdays.com TEA Time Racing

IDEAL LAP TIME : 2:10.260 BEST LAP TIME : 2:11.523 DIFFERENCE : 1.263

LAP	SECTOR 1	SECTOR 2	LAP TIME		MPH	DIFF	TIME OF DAY
1 -		44.326	2:19.575		76.57	8.052	13:05:57.009
2 -	1:28.701	44.583	2:13.284		80.19	1.761	13:08:10.293
3 -	1:29.749	43.806	2:13.555		80.02	2.032	13:10:23.848
4 -	1:27.964	44.454	2:12.418	(3)	80.71	0.895	13:12:36.266
5 -	***1:27.039***	44.484	***2:11.523***	**(1)**	***81.26***		***13:14:47.789***
6 -	1:28.032	43.681	2:11.713	(2)	81.14	0.190	13:16:59.502
7 -	1:29.271	***43.221***	2:12.492		80.66	0.969	13:19:11.994

P10 101 Jon BARNES Suzuki -

IDEAL LAP TIME : 2:11.495 BEST LAP TIME : 2:11.495 DIFFERENCE : 0.000

LAP	SECTOR 1	SECTOR 2	LAP TIME		MPH	DIFF	TIME OF DAY
1 -		43.753	2:19.003		76.89	7.508	13:05:56.437
2 -	1:27.807	44.691	2:12.498	(3)	80.66	1.003	13:08:08.935
3 -	1:28.050	44.466	2:12.516		80.65	1.021	13:10:21.451
4 -	1:29.475	45.515	2:14.990		79.17	3.495	13:12:36.441
5 -	1:27.821	43.707	2:11.528	(2)	81.26	0.033	13:14:47.969
6 -	***1:27.789***	***43.706***	***2:11.495***	**(1)**	***81.28***		***13:16:59.464***
7 -	1:28.157	44.464	2:12.621		80.59	1.126	13:19:12.085

P11 17 RMT Charlie DOWNES (SNR) Suzuki - Ray Gnarley/ MoreMoto

IDEAL LAP TIME : 2:11.426 BEST LAP TIME : 2:11.527 DIFFERENCE : 0.101

LAP	SECTOR 1	SECTOR 2	LAP TIME		MPH	DIFF	TIME OF DAY
1 -		43.869	2:20.930		75.83	9.403	13:05:58.364
2 -	1:28.828	43.988	2:12.816		80.47	1.289	13:08:11.180
3 -	1:27.821	***43.706***	***2:11.527***	**(1)**	***81.26***		***13:10:22.707***
4 -	1:28.019	44.335	2:12.354	(3)	80.75	0.827	13:12:35.061

Weather / Track : Sunny / Dry

Snetterton 300
Circuit Length = 2.9689 miles
Start: 13:03 Flag 13:18 End: 13:20

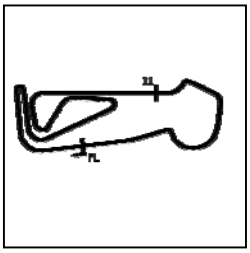

BMCRC Thunderbike Sport & BMCRC Rookie Minitwins

RACE 9 - SECTOR ANALYSIS

SECTOR 1 = FL to I1, SECTOR 2 = I1 to FL, DIFF = Difference To Personal Best Lap, P = Crossed Finish Line in Pit Lane, D = Time Disallowed

5 -	***1:27.720***	44.464	2:12.184	**(2)**	80.85	0.657	13:14:47.245
6 -	1:28.207	44.577	2:12.784		80.49	1.257	13:17:00.029
7 -	1:28.761	43.942	2:12.703		80.54	1.176	13:19:12.732

P12 66 Mark SMITH — Yamaha - MHP EXHAUST`S

IDEAL LAP TIME : 2:11.072 BEST LAP TIME : 2:12.086 DIFFERENCE : 1.014

LAP	SECTOR 1	SECTOR 2	LAP TIME		MPH	DIFF	TIME OF DAY
1 -		44.142	2:20.184		76.24	8.098	13:05:57.618
2 -	1:28.678	44.054	2:12.732	**(3)**	80.52	0.646	13:08:10.350
3 -	1:28.607	44.425	2:13.032		80.34	0.946	13:10:23.382
4 -	***1:27.228***	46.788	2:14.016		79.75	1.930	13:12:37.398
5 -	1:30.631	44.600	2:15.231		79.03	3.145	13:14:52.629
6 -	1:28.242	***43.844***	***2:12.086***	**(1)**	***80.91***		***13:17:04.715***
7 -	1:27.561	44.648	2:12.209	**(2)**	80.84	0.123	13:19:16.924

P13 666 R Shane BEASLEY — Kawasaki -

IDEAL LAP TIME : 2:10.653 BEST LAP TIME : 2:10.727 DIFFERENCE : 0.074

LAP	SECTOR 1	SECTOR 2	LAP TIME		MPH	DIFF	TIME OF DAY
1 -		46.606	2:23.867		74.29	13.140	13:06:01.301
2 -	1:27.764	45.446	2:13.210		80.23	2.483	13:08:14.511
3 -	1:27.652	44.879	2:12.531		80.64	1.804	13:10:27.042
4 -	1:26.950	44.841	2:11.791	**(3)**	81.09	1.064	13:12:38.833
5 -	***1:26.530***	44.471	2:11.001	**(2)**	81.58	0.274	13:14:49.834
6 -	1:26.604	***44.123***	***2:10.727***	**(1)**	***81.75***		***13:17:00.561***
7 -	1:29.792	53.926	2:23.718		74.36	12.991	13:19:24.279

P14 42 R Scott MILLER — Yamaha -

IDEAL LAP TIME : 2:13.272 BEST LAP TIME : 2:13.299 DIFFERENCE : 0.027

LAP	SECTOR 1	SECTOR 2	LAP TIME		MPH	DIFF	TIME OF DAY
1 -		46.305	2:24.958		73.73	11.659	13:06:02.392
2 -	1:31.287	45.159	2:16.446		78.33	3.147	13:08:18.838
3 -	1:29.728	45.205	2:14.933		79.21	1.634	13:10:33.771
4 -	1:31.316	44.750	2:16.066		78.55	2.767	13:12:49.837
5 -	1:29.460	44.891	2:14.351	**(3)**	79.55	1.052	13:15:04.188
6 -	***1:28.677***	44.622	***2:13.299***	**(1)**	***80.18***		***13:17:17.487***
7 -	1:29.112	***44.595***	2:13.707	**(2)**	79.93	0.408	13:19:31.194

P15 181 RMT Robert FRANKLIN — Suzuki - RCF GARDENS

IDEAL LAP TIME : 2:13.216 BEST LAP TIME : 2:13.216 DIFFERENCE : 0.000

LAP	SECTOR 1	SECTOR 2	LAP TIME		MPH	DIFF	TIME OF DAY
1 -		46.283	2:25.785		73.31	12.569	13:06:03.219
2 -	1:29.792	45.596	2:15.388		78.94	2.172	13:08:18.607
3 -	1:30.461	45.284	2:15.745		78.73	2.529	13:10:34.352
4 -	1:30.171	45.038	2:15.209	**(3)**	79.04	1.993	13:12:49.561
5 -	1:30.617	44.971	2:15.588		78.82	2.372	13:15:05.149
6 -	1:28.721	45.122	2:13.843	**(2)**	79.85	0.627	13:17:18.992
7 -	***1:28.329***	***44.887***	***2:13.216***	**(1)**	***80.23***		***13:19:32.208***

P16 131 RMT Christopher EVANS — Suzuki - C.E PILATES

IDEAL LAP TIME : 2:15.624 BEST LAP TIME : 2:15.641 DIFFERENCE : 0.017

LAP	SECTOR 1	SECTOR 2	LAP TIME		MPH	DIFF	TIME OF DAY
1 -		45.980	2:24.473		73.97	8.832	13:06:01.907
2 -	***1:30.147***	45.494	***2:15.641***	**(1)**	***78.79***		***13:08:17.548***
3 -	1:30.902	***45.477***	2:16.379	**(2)**	78.37	0.738	13:10:33.927
4 -	1:32.030	47.777	2:19.807		76.44	4.166	13:12:53.734
5 -	1:32.427	45.954	2:18.381		77.23	2.740	13:15:12.115
6 -	1:31.838	45.798	2:17.636	**(3)**	77.65	1.995	13:17:29.751
7 -	1:32.065	45.728	2:17.793		77.56	2.152	13:19:47.544

Weather / Track : Sunny / Dry

Snetterton 300
Circuit Length = 2.9689 miles
Start: 13:03 Flag 13:18 End: 13:20

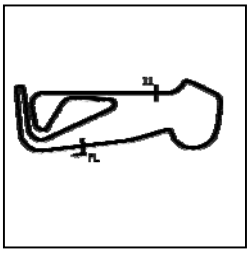

BMCRC Thunderbike Sport & BMCRC Rookie Minitwins

RACE 9 - SECTOR ANALYSIS

SECTOR 1 = FL to I1, SECTOR 2 = I1 to FL, DIFF = Difference To Personal Best Lap, P = Crossed Finish Line in Pit Lane, D = Time Disallowed

P17 50 Paul ROBSON Suzuki -

IDEAL LAP TIME : 2:13.823 BEST LAP TIME : 2:13.823 DIFFERENCE : 0.000

LAP	SECTOR 1	SECTOR 2	LAP TIME	MPH	DIFF	TIME OF DAY
1 -		54.420	2:34.565	69.14	20.742	13:06:11.999
2 -	1:32.822	47.365	2:20.187	76.24	6.364	13:08:32.186
3 -	1:30.167	45.698	2:15.865 **(3)**	78.66	2.042	13:10:48.051
4 -	1:30.077	45.932	2:16.009	78.58	2.186	13:13:04.060
5 -	1:30.546	45.898	2:16.444	78.33	2.621	13:15:20.504
6 -	1:29.528	45.785	2:15.313 **(2)**	78.98	1.490	13:17:35.817
7 -	***1:28.787***	***45.036***	***2:13.823* (1)**	***79.86***		***13:19:49.640***

P18 147 R Matthew MAY Kawasaki - Tilehurst Glass Racing

IDEAL LAP TIME : 2:16.854 BEST LAP TIME : 2:17.217 DIFFERENCE : 0.363

LAP	SECTOR 1	SECTOR 2	LAP TIME	MPH	DIFF	TIME OF DAY
1 -		46.749	2:27.433	72.49	10.216	13:06:04.867
2 -	***1:31.021***	46.196	***2:17.217* (1)**	***77.89***		***13:08:22.084***
3 -	1:33.610	46.607	2:20.217	76.22	3.000	13:10:42.301
4 -	1:31.884	47.257	2:19.141	76.81	1.924	13:13:01.442
5 -	1:32.250	46.380	2:18.630 **(3)**	77.09	1.413	13:15:20.072
6 -	1:31.513	***45.833***	2:17.346 **(2)**	77.81	0.129	13:17:37.418
7 -	1:35.368	47.616	2:22.984	74.75	5.767	13:20:00.402

P19 85 Andrew KITE Ducati - Red Rebel Racing

IDEAL LAP TIME : 2:15.903 BEST LAP TIME : 2:15.903 DIFFERENCE : 0.000

LAP	SECTOR 1	SECTOR 2	LAP TIME	MPH	DIFF	TIME OF DAY
1 -		49.755	2:37.321	67.93	21.418	13:06:14.755
2 -	1:33.534	49.069	2:22.603	74.94	6.700	13:08:37.358
3 -	1:34.753	46.711	2:21.464	75.55	5.561	13:10:58.822
4 -	1:32.227	46.774	2:19.001	76.89	3.098	13:13:17.823
5 -	1:31.991	46.896	2:18.887 **(3)**	76.95	2.984	13:15:36.710
6 -	***1:30.472***	***45.431***	***2:15.903* (1)**	***78.64***		***13:17:52.613***
7 -	1:31.740	45.574	2:17.314 **(2)**	77.83	1.411	13:20:09.927

P20 0 RMT Luke STANLEY Suzuki - MOREMOTO

IDEAL LAP TIME : 2:19.365 BEST LAP TIME : 2:19.365 DIFFERENCE : 0.000

LAP	SECTOR 1	SECTOR 2	LAP TIME	MPH	DIFF	TIME OF DAY
1 -		46.977	2:29.416	71.53	10.051	13:06:06.850
2 -	1:34.054	47.365	2:21.419	75.57	2.054	13:08:28.269
3 -	1:34.106	46.976	2:21.082	75.75	1.717	13:10:49.351
4 -	1:33.650	47.307	2:20.957	75.82	1.592	13:13:10.308
5 -	1:33.372	47.232	2:20.604 **(2)**	76.01	1.239	13:15:30.912
6 -	1:33.642	47.176	2:20.818 **(3)**	75.89	1.453	13:17:51.730
7 -	***1:32.852***	***46.513***	***2:19.365* (1)**	***76.69***		***13:20:11.095***

P21 18 R Indy OFFER Kawasaki - Kingswood cooling solutions

IDEAL LAP TIME : 2:19.946 BEST LAP TIME : 2:19.946 DIFFERENCE : 0.000

LAP	SECTOR 1	SECTOR 2	LAP TIME	MPH	DIFF	TIME OF DAY
1 -		47.217	2:30.209	71.15	10.263	13:06:07.643
2 -	1:34.703	46.712	2:21.415	75.57	1.469	13:08:29.058
3 -	1:33.745	47.175	2:20.920	75.84	0.974	13:10:49.978
4 -	1:33.897	46.892	2:20.789 **(2)**	75.91	0.843	13:13:10.767
5 -	1:34.275	46.708	2:20.983	75.81	1.037	13:15:31.750
6 -	1:34.119	46.759	2:20.878 **(3)**	75.86	0.932	13:17:52.628
7 -	***1:33.463***	***46.483***	***2:19.946* (1)**	***76.37***		***13:20:12.574***

P22 45 R John FORTEY Suzuki - House of Gain Gym

IDEAL LAP TIME : 2:18.695 BEST LAP TIME : 2:18.695 DIFFERENCE : 0.000

LAP	SECTOR 1	SECTOR 2	LAP TIME	MPH	DIFF	TIME OF DAY

Weather / Track : Sunny / Dry

Snetterton 300
Circuit Length = 2.9689 miles
Start: 13:03 Flag 13:18 End: 13:20

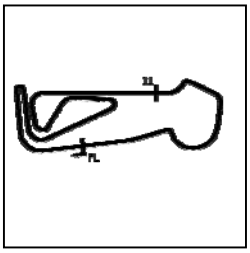

BMCRC Thunderbike Sport & BMCRC Rookie Minitwins

RACE 9 - SECTOR ANALYSIS

SECTOR 1 = FL to I1, SECTOR 2 = I1 to FL, DIFF = Difference To Personal Best Lap, P = Crossed Finish Line in Pit Lane, D = Time Disallowed

1 -		47.869	2:32.286		70.18	13.591	13:06:09.720
2 -	1:34.538	48.991	2:23.529		74.46	4.834	13:08:33.249
3 -	1:34.902	47.905	2:22.807		74.84	4.112	13:10:56.056
4 -	1:34.150	47.085	2:21.235		75.67	2.540	13:13:17.291
5 -	1:32.279	46.662	2:18.941	**(2)**	76.92	0.246	13:15:36.232
6 -	1:33.247	46.851	2:20.098	**(3)**	76.29	1.403	13:17:56.330
7 -	***1:32.082***	***46.613***	***2:18.695***	**(1)**	***77.06***		***13:20:15.025***

P23 16 Geoff LANSDELL Suzuki - EPG Domestic

IDEAL LAP TIME : 2:17.356 BEST LAP TIME : 2:17.356 DIFFERENCE : 0.000

LAP	SECTOR 1	SECTOR 2	LAP TIME		MPH	DIFF	TIME OF DAY
1 -		49.079	2:38.267		67.53	20.911	13:06:15.701
2 -	1:34.318	47.902	2:22.220		75.15	4.864	13:08:37.921
3 -	1:34.888	48.555	2:23.443		74.51	6.087	13:11:01.364
4 -	1:35.902	48.883	2:24.785		73.82	7.429	13:13:26.149
5 -	1:33.625	45.831	2:19.456	**(3)**	76.64	2.100	13:15:45.605
6 -	1:32.529	45.991	2:18.520	**(2)**	77.15	1.164	13:18:04.125
7 -	***1:32.007***	***45.349***	***2:17.356***	**(1)**	***77.81***		***13:20:21.481***

P24 5 R William YOUNG Yamaha - RoyBoy's Racing , RPH Carpentry Ltd

IDEAL LAP TIME : 2:20.150 BEST LAP TIME : 2:20.150 DIFFERENCE : 0.000

LAP	SECTOR 1	SECTOR 2	LAP TIME		MPH	DIFF	TIME OF DAY
1 -		48.627	2:36.019		68.50	15.869	13:06:13.453
2 -	1:35.133	48.938	2:24.071		74.18	3.921	13:08:37.524
3 -	1:36.214	48.512	2:24.726		73.85	4.576	13:11:02.250
4 -	1:35.747	48.726	2:24.473		73.97	4.323	13:13:26.723
5 -	1:34.750	47.508	2:22.258	**(2)**	75.13	2.108	13:15:48.981
6 -	1:34.406	49.420	2:23.826	**(3)**	74.31	3.676	13:18:12.807
7 -	***1:33.228***	***46.922***	***2:20.150***	**(1)**	***76.26***		***13:20:32.957***

P25 37 R Ricky WOODS Suzuki - Des Woods

IDEAL LAP TIME : 2:22.245 BEST LAP TIME : 2:22.402 DIFFERENCE : 0.157

LAP	SECTOR 1	SECTOR 2	LAP TIME		MPH	DIFF	TIME OF DAY
1 -		48.785	2:34.193		69.31	11.791	13:06:11.627
2 -	1:35.419	49.340	2:24.759		73.83	2.357	13:08:36.386
3 -	1:35.689	49.115	2:24.804		73.81	2.402	13:11:01.190
4 -	1:35.242	49.100	2:24.342		74.04	1.940	13:13:25.532
5 -	***1:34.343***	48.266	2:22.609	**(2)**	74.94	0.207	13:15:48.141
6 -	1:34.500	***47.902***	***2:22.402***	**(1)**	***75.05***		***13:18:10.543***
7 -	1:35.442	48.501	2:23.943	**(3)**	74.25	1.541	13:20:34.486

P26 143 Robert DAVIE Suzuki -

IDEAL LAP TIME : 2:21.718 BEST LAP TIME : 2:22.218 DIFFERENCE : 0.500

LAP	SECTOR 1	SECTOR 2	LAP TIME		MPH	DIFF	TIME OF DAY
1 -		50.154	2:37.792		67.73	15.574	13:06:15.226
2 -	1:36.298	***47.166***	2:23.464		74.50	1.246	13:08:38.690
3 -	1:35.193	48.223	2:23.416	**(3)**	74.52	1.198	13:11:02.106
4 -	1:35.351	48.793	2:24.144		74.14	1.926	13:13:26.250
5 -	1:34.930	48.225	2:23.155	**(2)**	74.66	0.937	13:15:49.405
6 -	1:34.722	48.749	2:23.471		74.49	1.253	13:18:12.876
7 -	***1:34.552***	47.666	***2:22.218***	**(1)**	***75.15***		***13:20:35.094***

P27 59 RMT Benn RIDGWELL Suzuki -

IDEAL LAP TIME : 2:21.830 BEST LAP TIME : 2:22.129 DIFFERENCE : 0.299

LAP	SECTOR 1	SECTOR 2	LAP TIME		MPH	DIFF	TIME OF DAY
1 -		48.318	2:33.193		69.76	11.064	13:06:10.627
2 -	***1:34.010***	48.119	***2:22.129***	**(1)**	***75.19***		***13:08:32.756***
3 -	1:35.227	***47.820***	2:23.047	**(2)**	74.71	0.918	13:10:55.803
4 -	1:35.804	47.995	2:23.799	**(3)**	74.32	1.670	13:13:19.602

Weather / Track : Sunny / Dry

Snetterton 300
Circuit Length = 2.9689 miles
Start: 13:03 Flag 13:18 End: 13:20

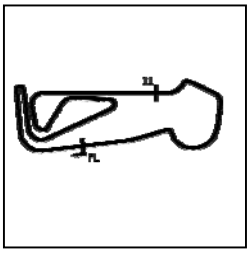

BMCRC Thunderbike Sport & BMCRC Rookie Minitwins

RACE 9 - SECTOR ANALYSIS

SECTOR 1 = FL to I1, SECTOR 2 = I1 to FL, DIFF = Difference To Personal Best Lap, P = Crossed Finish Line in Pit Lane, D = Time Disallowed

5 -	1:35.585	48.821	2:24.406	74.01	2.277	13:15:44.008
6 -	1:36.925	48.246	2:25.171	73.62	3.042	13:18:09.179
7 -	1:37.156	49.042	2:26.198	73.10	4.069	13:20:35.377

P28 9 RMT Andrew WATSON Suzuki - TEA Time Racing

IDEAL LAP TIME : 2:21.997 BEST LAP TIME : 2:22.765 DIFFERENCE : 0.768

LAP	SECTOR 1	SECTOR 2	LAP TIME	MPH	DIFF	TIME OF DAY
1 -		48.433	2:37.408	67.90	14.643	13:06:14.842
2 -	1:35.399	47.920	2:23.319	74.57	0.554	13:08:38.161
3 -	1:37.346	***47.592***	2:24.938	73.74	2.173	13:11:03.099
4 -	***1:34.405***	48.360	***2:22.765*** **(1)**	***74.86***		***13:13:25.864***
5 -	1:34.748	48.079	2:22.827 **(2)**	74.83	0.062	13:15:48.691
6 -	1:34.992	48.157	2:23.149 **(3)**	74.66	0.384	13:18:11.840
7 -	1:35.133	48.456	2:23.589	74.43	0.824	13:20:35.429

P29 44 RMT Tony PARKER Suzuki - Emerald Elevators

IDEAL LAP TIME : 2:22.792 BEST LAP TIME : 2:23.376 DIFFERENCE : 0.584

LAP	SECTOR 1	SECTOR 2	LAP TIME	MPH	DIFF	TIME OF DAY
1 -		49.920	2:39.238	67.12	15.862	13:06:16.672
2 -	1:37.141	50.242	2:27.383	72.51	4.007	13:08:44.055
3 -	1:38.576	50.155	2:28.731	71.86	5.355	13:11:12.786
4 -	1:37.536	50.164	2:27.700	72.36	4.324	13:13:40.486
5 -	1:36.699	49.150	2:25.849 **(3)**	73.28	2.473	13:16:06.335
6 -	1:35.615	***48.020***	2:23.635 **(2)**	74.41	0.259	13:18:29.970
7 -	***1:34.772***	48.604	***2:23.376*** **(1)**	***74.54***		***13:20:53.346***

P30 289 RMT Philip HORNE Suzuki -

IDEAL LAP TIME : 2:23.303 BEST LAP TIME : 2:23.710 DIFFERENCE : 0.407

LAP	SECTOR 1	SECTOR 2	LAP TIME	MPH	DIFF	TIME OF DAY
1 -		52.558	2:46.698	64.11	22.988	13:06:24.132
2 -	1:38.569	49.420	2:27.989	72.22	4.279	13:08:52.121
3 -	1:39.811	48.988	2:28.799	71.82	5.089	13:11:20.920
4 -	1:37.755	***48.416***	2:26.171 **(3)**	73.12	2.461	13:13:47.091
5 -	1:36.645	48.968	2:25.613 **(2)**	73.40	1.903	13:16:12.704
6 -	***1:34.887***	48.823	***2:23.710*** **(1)**	***74.37***		***13:18:36.414***

P31 167 Mike DEVALL Honda -

IDEAL LAP TIME : 2:26.078 BEST LAP TIME : 2:26.159 DIFFERENCE : 0.081

LAP	SECTOR 1	SECTOR 2	LAP TIME	MPH	DIFF	TIME OF DAY
1 -		49.289	2:36.588	68.25	10.429	13:06:14.022
2 -	1:38.150	***48.533***	2:26.683 **(2)**	72.86	0.524	13:08:40.705
3 -	***1:37.545***	48.614	***2:26.159*** **(1)**	***73.12***		***13:11:06.864***
4 -	1:39.145	49.502	2:28.647 **(3)**	71.90	2.488	13:13:35.511
5 -	1:40.109	50.312	2:30.421	71.05	4.262	13:16:05.932
6 -	1:39.877	50.699	2:30.576	70.98	4.417	13:18:36.508

P32 60 RMT Adam RIDGWELL Suzuki -

IDEAL LAP TIME : 2:30.498 BEST LAP TIME : 2:30.743 DIFFERENCE : 0.245

LAP	SECTOR 1	SECTOR 2	LAP TIME	MPH	DIFF	TIME OF DAY
1 -		51.237	2:45.068	64.74	14.325	13:06:22.502
2 -	1:40.148	50.595	***2:30.743*** **(1)**	***70.90***		***13:08:53.245***
3 -	1:40.740	***50.566***	2:31.306	70.63	0.563	13:11:24.551
4 -	1:40.622	50.609	2:31.231 **(3)**	70.67	0.488	13:13:55.782
5 -	1:40.842	50.746	2:31.588	70.50	0.845	13:16:27.370
6 -	***1:39.932***	51.142	2:31.074 **(2)**	70.74	0.331	13:18:58.444

Weather / Track : Sunny / Dry

Snetterton 300
Circuit Length = 2.9689 miles
Start: 13:03 Flag 13:18 End: 13:20

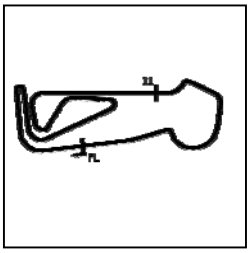

BMCRC Thunderbike Sport & BMCRC Rookie Minitwins

RACE 9 - SECTOR ANALYSIS

SECTOR 1 = FL to I1, SECTOR 2 = I1 to FL, DIFF = Difference To Personal Best Lap, P = Crossed Finish Line in Pit Lane, D = Time Disallowed

P33 196 R Emma PETERSON Yamaha - Rst Concept store-Helmet City Chichester.Fisherbrow

IDEAL LAP TIME : 2:32.111 BEST LAP TIME : 2:32.111 DIFFERENCE : 0.000

LAP	SECTOR 1	SECTOR 2	LAP TIME		MPH	DIFF	TIME OF DAY
1 -		53.165	2:49.658		62.99	17.547	13:06:27.092
2 -	1:41.481	53.483	2:34.964	(3)	68.97	2.853	13:09:02.056
3 -	1:44.671	52.570	2:37.241		67.97	5.130	13:11:39.297
4 -	1:44.746	52.061	2:36.807		68.16	4.696	13:14:16.104
5 -	1:41.041	52.622	2:33.663	(2)	69.55	1.552	13:16:49.767
6 -	***1:40.348***	***51.763***	***2:32.111***	**(1)**	***70.26***		***13:19:21.878***

P34 33 R Mark LAWRENCE Honda - Sarky racing

IDEAL LAP TIME : 2:31.480 BEST LAP TIME : 2:32.109 DIFFERENCE : 0.629

LAP	SECTOR 1	SECTOR 2	LAP TIME		MPH	DIFF	TIME OF DAY
1 -		53.510	2:48.453		63.44	16.344	13:06:25.887
2 -	1:46.208	51.999	2:38.207		67.55	6.098	13:09:04.094
3 -	1:47.431	53.245	2:40.676		66.51	8.567	13:11:44.770
4 -	1:42.432	50.743	2:33.175	(3)	69.77	1.066	13:14:17.945
5 -	***1:40.897***	51.936	2:32.833	(2)	69.93	0.724	13:16:50.778
6 -	1:41.526	***50.583***	***2:32.109***	**(1)**	***70.26***		***13:19:22.887***

P35 102 R James TEGG Honda - Teggy102 Racing

IDEAL LAP TIME : 2:37.071 BEST LAP TIME : 2:37.532 DIFFERENCE : 0.461

LAP	SECTOR 1	SECTOR 2	LAP TIME		MPH	DIFF	TIME OF DAY
1 -		53.117	2:46.119		64.33	8.587	13:06:23.553
2 -	1:44.594	53.220	2:37.814	(3)	67.72	0.282	13:09:01.367
3 -	***1:44.566***	52.966	***2:37.532***	**(1)**	***67.84***		***13:11:38.899***
4 -	1:45.225	***52.505***	2:37.730	(2)	67.76	0.198	13:14:16.629
5 -	1:44.726	53.359	2:38.085		67.60	0.553	13:16:54.714
6 -	1:50.732	57.374	2:48.106		63.57	10.574	13:19:42.820

P36 73 Vincent LEWIN Suzuki - vinitwinracing.co.uk

IDEAL LAP TIME : 2:21.077 BEST LAP TIME : 2:21.077 DIFFERENCE : 0.000

LAP	SECTOR 1	SECTOR 2	LAP TIME		MPH	DIFF	TIME OF DAY
1 -		IN PIT	7:45.749	**P**	22.94	5:24.672	13:11:23.183
2 -	OUTLAP	48.092	2:28.544		71.95	7.467	13:13:51.727
3 -	***1:33.500***	***47.577***	***2:21.077***	**(1)**	***75.76***		***13:16:12.804***
4 -	1:33.936	49.275	2:23.211	(2)	74.63	2.134	13:18:36.015

P37 150 Anthony HEVER Kawasaki -

IDEAL LAP TIME : 2:12.048 BEST LAP TIME : 2:12.048 DIFFERENCE : 0.000

LAP	SECTOR 1	SECTOR 2	LAP TIME		MPH	DIFF	TIME OF DAY
1 -		47.000	2:25.537		73.43	13.489	13:06:02.971
2 -	1:28.887	44.872	2:13.759	(2)	79.90	1.711	13:08:16.730
3 -	***1:27.350***	***44.698***	***2:12.048***	**(1)**	***80.94***		***13:10:28.778***

Weather / Track : Sunny / Dry

Snetterton 300
Circuit Length = 2.9689 miles
Start: 13:03 Flag 13:18 End: 13:20

BMCRC Thunderbike Sport & BMCRC Rookie Minitwins

RACE 9 - BEST SECTORS

SECTOR 1				SECTOR 2			IDEAL / BEST COMPARISON					
POS	NO	NAME	TIME	NO	NAME	TIME	POS	NO	NAME	IDEAL	BEST	DIFF
									PERFECT LAP	2:04.948		
1	198	TOPPING	**1:23.261**	198	TOPPING	**41.687**	1	198	TOPPING	2:04.948	2:04.972	0.024
2	22	DOOLAN	**1:24.448**	22	DOOLAN	**42.124**	2	22	DOOLAN	2:06.572	2:06.572	0.000
3	81	MAY	**1:24.824**	81	MAY	**42.830**	3	81	MAY	2:07.654	2:07.863	0.209
4	75	MAY	**1:26.382**	137	CRAWT	**42.870**	4	75	MAY	2:10.125	2:10.726	0.601
5	48	WALLIS	**1:26.388**	90	WATSON	**43.221**	5	90	WATSON	2:10.260	2:11.523	1.263
6	666	BEASLEY	**1:26.530**	101	BARNES	**43.706**	6	137	CRAWT	2:10.400	2:11.149	0.749
7	90	WATSON	**1:27.039**	17	DOWNES (SNR)	**43.706**	7	48	WALLIS	2:10.525	2:10.557	0.032
8	84	BRANCO	**1:27.079**	75	MAY	**43.743**	8	666	BEASLEY	2:10.653	2:10.727	0.074
9	66	SMITH	**1:27.228**	93	GILLMAN	**43.767**	9	84	BRANCO	2:11.051	2:11.493	0.442
10	150	HEVER	**1:27.350**	66	SMITH	**43.844**	10	66	SMITH	2:11.072	2:12.086	1.014
11	137	CRAWT	**1:27.530**	84	BRANCO	**43.972**	11	17	DOWNES (SNR)	2:11.426	2:11.527	0.101
12	93	GILLMAN	**1:27.711**	666	BEASLEY	**44.123**	12	93	GILLMAN	2:11.478	2:11.760	0.282
13	17	DOWNES (SNR)	**1:27.720**	48	WALLIS	**44.137**	13	101	BARNES	2:11.495	2:11.495	0.000
14	101	BARNES	**1:27.789**	42	MILLER	**44.595**	14	150	HEVER	2:12.048	2:12.048	0.000
15	181	FRANKLIN	**1:28.329**	150	HEVER	**44.698**	15	181	FRANKLIN	2:13.216	2:13.216	0.000
16	42	MILLER	**1:28.677**	181	FRANKLIN	**44.887**	16	42	MILLER	2:13.272	2:13.299	0.027
17	50	ROBSON	**1:28.787**	50	ROBSON	**45.036**	17	50	ROBSON	2:13.823	2:13.823	0.000
18	131	EVANS	**1:30.147**	16	LANSDELL	**45.349**	18	131	EVANS	2:15.624	2:15.641	0.017
19	85	KITE	**1:30.472**	85	KITE	**45.431**	19	85	KITE	2:15.903	2:15.903	0.000
20	147	MAY	**1:31.021**	131	EVANS	**45.477**	20	147	MAY	2:16.854	2:17.217	0.363
21	16	LANSDELL	**1:32.007**	147	MAY	**45.833**	21	16	LANSDELL	2:17.356	2:17.356	0.000
22	45	FORTEY	**1:32.082**	18	OFFER	**46.483**	22	45	FORTEY	2:18.695	2:18.695	0.000
23	0	STANLEY	**1:32.852**	0	STANLEY	**46.513**	23	0	STANLEY	2:19.365	2:19.365	0.000
24	5	YOUNG	**1:33.228**	45	FORTEY	**46.613**	24	18	OFFER	2:19.946	2:19.946	0.000
25	18	OFFER	**1:33.463**	5	YOUNG	**46.922**	25	5	YOUNG	2:20.150	2:20.150	0.000
26	73	LEWIN	**1:33.500**	143	DAVIE	**47.166**	26	73	LEWIN	2:21.077	2:21.077	0.000
27	59	RIDGWELL	**1:34.010**	73	LEWIN	**47.577**	27	143	DAVIE	2:21.718	2:22.218	0.500
28	37	WOODS	**1:34.343**	9	WATSON	**47.592**	28	59	RIDGWELL	2:21.830	2:22.129	0.299
29	9	WATSON	**1:34.405**	59	RIDGWELL	**47.820**	29	9	WATSON	2:21.997	2:22.765	0.768
30	143	DAVIE	**1:34.552**	37	WOODS	**47.902**	30	37	WOODS	2:22.245	2:22.402	0.157
31	44	PARKER	**1:34.772**	44	PARKER	**48.020**	31	44	PARKER	2:22.792	2:23.376	0.584
32	289	HORNE	**1:34.887**	289	HORNE	**48.416**	32	289	HORNE	2:23.303	2:23.710	0.407
33	167	DEVALL	**1:37.545**	167	DEVALL	**48.533**	33	167	DEVALL	2:26.078	2:26.159	0.081
34	60	RIDGWELL	**1:39.932**	60	RIDGWELL	**50.566**	34	60	RIDGWELL	2:30.498	2:30.743	0.245
35	196	PETERSON	**1:40.348**	33	LAWRENCE	**50.583**	35	33	LAWRENCE	2:31.480	2:32.109	0.629
36	33	LAWRENCE	**1:40.897**	196	PETERSON	**51.763**	36	196	PETERSON	2:32.111	2:32.111	0.000
37	102	TEGG	**1:44.566**	102	TEGG	**52.505**	37	102	TEGG	2:37.071	2:37.532	0.461
38												

Weather / Track : Sunny / Dry

Snetterton 300
Circuit Length = 2.9689 miles
Start: 13:03 Flag 13:18 End: 13:20

Results can be found at www.tsl-timing.com

Printed - 14:06 Sunday, 20 May 2018

BMCRC Thunderbike Sport & BMCRC Rookie Minitwins

RACE 18 - GRID (7 Laps)

ROW 14	42	47 Thomas WATSON	41	15 Grant WALDER	40	145 Stuart JARVIS		
ROW 13	39	41 Marc AUKETT	38	152 Jason ALLEN	37	102 James TEGG	2:37.532	
ROW 12	36	196 Emma PETERSON	2:32.111	35	33 Mark LAWRENCE	2:32.109	34	60 Adam RIDGWELL	2:30.743
ROW 11	33	167 Mike DEVALL	2:26.159	32	289 Philip HORNE	2:23.710	31	44 Tony PARKER	2:23.376
ROW 10	30	9 Andrew WATSON	2:22.765	29	37 Ricky WOODS	2:22.402	28	143 Robert DAVIE	2:22.218
ROW 9	27	59 Benn RIDGWELL	2:22.129	26	73 Vincent LEWIN	2:21.077	25	5 William YOUNG	2:20.150
ROW 8	24	18 Indy OFFER	2:19.946	23	0 Luke STANLEY	2:19.365	22	45 John FORTEY	2:18.695
ROW 7	21	16 Geoff LANSDELL	2:17.356	20	147 Matthew MAY	2:17.217	19	85 Andrew KITE	2:15.903
ROW 6	18	131 Christopher EVANS	2:15.641	17	50 Paul ROBSON	2:13.823	16	42 Scott MILLER	2:13.299
ROW 5	15	181 Robert FRANKLIN	2:13.216	14	66 Mark SMITH	2:12.086	13	150 Anthony HEVER	2:12.048
ROW 4	12	93 William GILLMAN	2:11.760	11	17 Charlie DOWNES (SNR)	2:11.527	10	90 Edward WATSON	2:11.523
ROW 3	9	101 Jon BARNES	2:11.495	8	84 Ricardo BRANCO	2:11.493	7	137 Charlie CRAWT	2:11.149
ROW 2	6	666 Shane BEASLEY	2:10.727	5	75 Stewart MAY	2:10.726	4	48 Shaun WALLIS	2:10.557
ROW 1	3	81 Malvern MAY	2:07.863	2	22 Ben DOOLAN	2:06.572	1	198 Steven TOPPING	2:04.972

Pole

Snetterton 300
Circuit Length = 2.9689 miles

These results are provisional until the conclusion of any judicial and technical matters.

Clerk Of Course :		Timekeeper :

Results can be found at www.tsl-timing.com

Printed - 14:07 Sunday, 20 May 2018

Steve Jordan motorcycles

BMCRC Thunderbike Sport & BMCRC Rookie Minitwins

RACE 18 - CLASSIFICATION

POS	NO	CL	PIC	NAME	ENTRY	LAPS	TIME	GAP	DIFF	MPH	BEST	ON
1	**198**		1	Steven TOPPING	Yamaha -	**7**	14:50.857			83.98	**2:05.693**	5
2	**81**		2	Malvern MAY	Ducati -	**7**	15:06.859	**16.002**	16.002	82.50	**2:07.693**	7
3	**47**		3	Thomas WATSON	Yamaha - Motorsportdays.com TEA Time Racing	**7**	15:08.729	**17.872**	1.870	82.33	**2:06.558**	6
4	**48**		4	Shaun WALLIS	Yamaha - Watling Tyres	**7**	15:15.223	**24.366**	6.494	81.74	**2:09.119**	7
5	**137**	RMT	1	Charlie CRAWT	Suzuki - Pass Bike Motorcycle Training Ltd	**7**	15:24.009	**33.152**	8.786	80.96	**2:10.414**	3
6	**84**		5	Ricardo BRANCO	Suzuki - IMP Racing	**7**	15:24.029	**33.172**	0.020	80.96	**2:10.241**	4
7	**90**		6	Edward WATSON	Suzuki - Motorsportdays.com TEA Time Racing	**7**	15:35.174	**44.317**	11.145	80.00	**2:11.864**	3
8	**666**	R	1	Shane BEASLEY	Kawasaki -	**7**	15:48.943	**58.086**	13.769	78.84	**2:14.258**	5
9	**93**		7	William GILLMAN	Honda -	**7**	15:51.162	**1:00.305**	2.219	78.65	**2:14.525**	3
10	**42**	R	2	Scott MILLER	Yamaha -	**7**	15:57.085	**1:06.228**	5.923	78.17	**2:14.210**	5
11	**17**	RMT	2	Charlie DOWNES (SNR)	Suzuki - Ray Gnarley/ MoreMoto	**7**	16:01.208	**1:10.351**	4.123	77.83	**2:13.925**	6
12	**181**	RMT	3	Robert FRANKLIN	Suzuki - RCF GARDENS	**7**	16:04.285	**1:13.428**	3.077	77.58	**2:14.695**	7
13	**66**		8	Mark SMITH	Yamaha - MHP EXHAUST`S	**7**	16:10.181	**1:19.324**	5.896	77.11	**2:15.394**	7
14	**131**	RMT	4	Christopher EVANS	Suzuki - C.E PILATES	**7**	16:12.783	**1:21.926**	2.602	76.90	**2:17.197**	7
15	**50**		9	Paul ROBSON	Suzuki -	**7**	16:14.688	**1:23.831**	1.905	76.75	**2:15.498**	7
16	**85**		10	Andrew KITE	Ducati - Red Rebel Racing	**7**	16:26.469	**1:35.612**	11.781	75.84	**2:16.136**	7
17	**73**		11	Vincent LEWIN	Suzuki - vinitwinracing.co.uk	**7**	16:32.228	**1:41.371**	5.759	75.40	**2:19.102**	5
18	**16**		12	Geoff LANSDELL	Suzuki - EPG Domestic	**7**	16:39.691	**1:48.834**	7.463	74.83	**2:20.361**	6
19	**0**	RMT	5	Luke STANLEY	Suzuki - MOREMOTO	**7**	16:42.050	**1:51.193**	2.359	74.66	**2:20.034**	3
20	**45**	R	3	John FORTEY	Suzuki - House of Gain Gym	**7**	16:42.650	**1:51.793**	0.600	74.61	**2:20.631**	7
21	**5**	R	4	William YOUNG	Yamaha - RoyBoy's Racing , RPH Carpentry Ltd	**7**	16:42.783	**1:51.926**	0.133	74.60	**2:20.959**	5
22	**18**	R	5	Indy OFFER	Kawasaki - Kingswood cooling solutions	**7**	16:43.577	**1:52.720**	0.794	74.54	**2:20.194**	4
23	**147**	R	6	Matthew MAY	Kawasaki - Tilehurst Glass Racing	**7**	17:01.206	**2:10.349**	17.629	73.26	**2:20.679**	7
24	**143**		13	Robert DAVIE	Suzuki -	**7**	17:03.839	**2:12.982**	2.633	73.07	**2:22.624**	7
25	**9**	RMT	6	Andrew WATSON	Suzuki - TEA Time Racing	**7**	17:04.239	**2:13.382**	0.400	73.04	**2:22.732**	7
26	**37**	R	7	Ricky WOODS	Suzuki - Des Woods	**7**	17:06.582	**2:15.725**	2.343	72.87	**2:23.566**	3
27	**289**	RMT	7	Philip HORNE	Suzuki -	**7**	17:16.256	**2:25.399**	9.674	72.19	**2:23.495**	5
28	**167**		14	Mike DEVALL	Honda -	**6**	14:57.031	**1 Lap**	1 Lap	71.48	**2:26.124**	3
29	**44**	RMT	8	Tony PARKER	Suzuki - Emerald Elevators	**6**	14:57.356	**1 Lap**	0.325	71.46	**2:24.460**	5
30	**196**	R	8	Emma PETERSON	Yamaha - Rst Concept store-Helmet City Chicheste	**6**	15:08.401	**1 Lap**	11.045	70.59	**2:27.901**	6
31	**60**	RMT	9	Adam RIDGWELL	Suzuki -	**6**	15:15.023	**1 Lap**	6.622	70.08	**2:28.919**	5

NOT CLASSIFIED

DNF	**75**			Stewart MAY	Honda - Tilehurst Glass Racing	**5**	10:59.367	**2 Laps**	1 Lap	81.04	**2:10.066**	3
DNF	**59**	RMT		Benn RIDGWELL	Suzuki -	**4**	10:00.322	**3 Laps**	1 Lap	71.21	**2:24.257**	2

FASTEST LAP

198		Steven TOPPING	Yamaha -	**5**	2:05.693	85.03 mph	136.84 kph
137	RMT	Charlie CRAWT	Suzuki - Pass Bike Motorcycle Training Ltd	**3**	2:10.414	81.95 mph	131.89 kph
42	R	Scott MILLER	Yamaha -	**5**	2:14.210	79.63 mph	128.16 kph

Class - 92.5% of Race Speed = 77.68 mph
Class RMT - 92.5% of Race Speed = 74.88 mph
Class R - 92.5% of Race Speed = 72.92 mph

Snetterton 300
Circuit Length = 2.9689 miles
Start: 17:09 Flag 17:24 End: 17:27

Weather / Track : Sunny / Dry
These results are provisional until the conclusion of any judicial and technical matters.

Clerk Of Course :		Timekeeper :

Results can be found at www.tsl-timing.com

Printed - 17:27 Sunday, 20 May 2018

BRITISH MOTOR CYCLE RACING CLUB

TSL SPORTS TIMING TIMING SOLUTIONS LTD

MRO

BMCRC Thunderbike Sport & BMCRC Rookie Minitwins

RACE 18 - LAP CHART

LAP 1 @ 17:12:06.109

NO	BEHIND	LAP TIME
198		2:12.048
81	2.410	2:14.458
75	3.748	2:15.796
48	4.341	2:16.389
84	5.234	2:17.282
137	5.644	2:17.692
90	7.299	2:19.347
666	8.079	2:20.127
93	8.557	2:20.605
47	11.765	2:23.813
131	12.900	2:24.948
42	13.163	2:25.211
181	13.988	2:26.036
66	14.009	2:26.057
5	18.657	2:30.705
73	19.326	2:31.374
50	19.528	2:31.576
18	19.927	2:31.975
16	20.275	2:32.323
0	21.399	2:33.447
147	21.698	2:33.746
17	22.436	2:34.484
45	23.040	2:35.088
9	23.046	2:35.094
59	24.098	2:36.146
85	24.855	2:36.903
167	25.673	2:37.721
37	26.176	2:38.224
44	27.391	2:39.439
143	27.463	2:39.511
289	28.263	2:40.311
196	30.996	2:43.044
60	32.109	2:44.157

LAP 2 @ 17:14:12.041

NO	BEHIND	LAP TIME
198		2:05.932
81	5.496	2:09.018
75	8.628	2:10.812
48	9.661	2:11.252
84	10.711	2:11.409
137	12.239	2:12.527
47	13.570	2:07.737
90	14.182	2:12.815
666	16.478	2:14.331
93	17.158	2:14.533
42	24.650	2:17.419
131	26.077	2:19.109
181	26.587	2:18.531
66	28.259	2:20.182
17	32.156	2:15.652
50	33.404	2:19.808
73	36.271	2:22.877
16	36.986	2:22.643
5	37.806	2:25.081
0	37.976	2:22.509
18	38.715	2:24.720
45	38.741	2:21.633
85	40.195	2:21.272
9	41.693	2:24.579
59	42.423	2:24.257
143	45.011	2:23.480
37	45.108	2:24.864
147	45.408	2:29.642
167	47.154	2:27.413
289	49.907	2:27.576
44	50.365	2:28.906
196	53.023	2:27.959
60	56.567	2:30.390

LAP 3 @ 17:16:18.387

NO	BEHIND	LAP TIME
198		2:06.346
81	8.770	2:09.620
75	12.348	2:10.066
48	13.399	2:10.084
84	15.011	2:10.646
47	15.090	2:07.866
137	16.307	2:10.414
90	19.700	2:11.864
666	24.498	2:14.366
93	25.337	2:14.525
42	34.437	2:16.133
181	36.972	2:16.731
131	37.902	2:18.171
66	38.029	2:16.116
17	40.194	2:14.384
50	44.605	2:17.547
73	50.036	2:20.111
16	51.153	2:20.513
0	51.664	2:20.034
5	52.884	2:21.424
85	53.703	2:19.854
45	54.785	2:22.390
18	55.348	2:22.979
9	59.919	2:24.572
59	1:01.571	2:25.494
37	1:02.328	2:23.566
147	1:02.805	2:23.743
143	1:03.767	2:25.102
167	1:06.932	2:26.124
289	1:08.594	2:25.033
44	1:09.166	2:25.147
196	1:15.921	2:29.244
60	1:20.128	2:29.907

LAP 4 @ 17:18:24.355

NO	BEHIND	LAP TIME
198		2:05.968
81	12.609	2:09.807
47	17.003	2:07.881
48	17.307	2:09.876
75	18.152	2:11.772
84	19.284	2:10.241
137	20.981	2:10.642
90	25.792	2:12.060
666	32.921	2:14.391
93	33.997	2:14.628
42	43.418	2:14.949
181	48.422	2:17.418
17	48.476	2:14.250
131	49.567	2:17.633
66	50.454	2:18.393
50	56.414	2:17.777
73	1:04.083	2:20.015
85	1:05.362	2:17.627
16	1:06.998	2:21.813
0	1:07.568	2:21.872
5	1:09.242	2:22.326
18	1:09.574	2:20.194
45	1:09.976	2:21.159
9	1:19.365	2:25.414
37	1:20.822	2:24.462
147	1:21.188	2:24.351
143	1:21.987	2:24.188
167	1:29.051	2:28.087
59	1:30.028	2:34.425
289	1:30.064	2:27.438
44	1:30.086	2:26.888
196	1:41.500	2:31.547
60	1:44.627	2:30.467

LAP 5 @ 17:20:30.048

NO	BEHIND	LAP TIME
198		2:05.693
81	15.020	2:08.104
47	18.228	2:06.918
48	20.831	2:09.217
75	23.380	2:10.921
84	25.348	2:11.757
137	26.154	2:10.866
90	33.395	2:13.296
666	41.486	2:14.258
93	44.046	2:15.742
42	51.935	2:14.210
17	57.032	2:14.249
181	58.337	2:15.608
131	1:01.218	2:17.344
66	1:01.330	2:16.569
50	1:07.486	2:16.765
73	1:17.492	2:19.102
85	1:17.570	2:17.901
16	1:22.415	2:21.110
0	1:23.695	2:21.820
5	1:24.508	2:20.959
18	1:24.647	2:20.766
45	1:25.090	2:20.807
37	1:39.020	2:23.891
147	1:39.422	2:23.927
9	1:39.733	2:26.061
143	1:40.264	2:23.970
289	1:47.866	2:23.495
44	1:48.853	2:24.460
167	1:51.270	2:27.912
196	2:04.513	2:28.706

LAP 6 @ 17:22:36.707

NO	BEHIND	LAP TIME
198		2:06.659
60	1 Lap	2:28.919
81	16.520	2:08.159
47	18.127	2:06.558
48	23.458	2:09.286
84	29.833	2:11.144
137	30.121	2:10.626
90	39.325	2:12.589
666	50.053	2:15.226
93	53.306	2:15.919
42	59.507	2:14.231
17	1:04.298	2:13.925
181	1:06.944	2:15.266
66	1:12.141	2:17.470
131	1:12.940	2:18.381
50	1:16.544	2:15.717
85	1:27.687	2:16.776
73	1:30.057	2:19.224
16	1:36.117	2:20.361
0	1:38.005	2:20.969
5	1:39.024	2:21.175
45	1:39.373	2:20.942
18	1:39.432	2:21.444
37	1:56.991	2:24.630
147	1:57.881	2:25.118
143	1:58.569	2:24.964
9	1:58.861	2:25.787
289	2:07.677	2:26.470

LAP 7 @ 17:24:44.918

NO	BEHIND	LAP TIME
198		2:08.211
167	1 Lap	2:29.774
44	1 Lap	2:32.516
81	16.002	2:07.693
196	1 Lap	2:27.901
47	17.872	2:07.956
60	1 Lap	2:31.183
48	24.366	2:09.119
137	33.152	2:11.242
84	33.172	2:11.550
90	44.317	2:13.203
666	58.086	2:16.244
93	1:00.305	2:15.210
42	1:06.228	2:14.932
17	1:10.351	2:14.264
181	1:13.428	2:14.695
66	1:19.324	2:15.394
131	1:21.926	2:17.197
50	1:23.831	2:15.498
85	1:35.612	2:16.136
73	1:41.371	2:19.525
16	1:48.834	2:20.928
0	1:51.193	2:21.399
45	1:51.793	2:20.631
5	1:51.926	2:21.113
18	1:52.720	2:21.499
147	2:10.349	2:20.679
143	2:12.982	2:22.624
9	2:13.382	2:22.732
37	2:15.725	2:26.945
289	2:25.399	2:25.933

Snetterton 300
Circuit Length = 2.9689 miles
Start: 17:09 Flag 17:24 End: 17:27

Weather / Track : Sunny / Dry

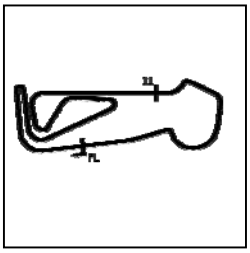

BMCRC Thunderbike Sport & BMCRC Rookie Minitwins

RACE 18 - SECTOR ANALYSIS

SECTOR 1 = FL to I1, SECTOR 2 = I1 to FL, DIFF = Difference To Personal Best Lap, P = Crossed Finish Line in Pit Lane, D = Time Disallowed

P1 198 Steven TOPPING Yamaha -

IDEAL LAP TIME : 2:05.613 BEST LAP TIME : 2:05.693 DIFFERENCE : 0.080

LAP	SECTOR 1	SECTOR 2	LAP TIME	MPH	DIFF	TIME OF DAY
1 -		42.530	2:12.048	80.94	6.355	17:12:06.109
2 -	1:24.109	***41.823***	2:05.932 **(2)**	84.87	0.239	17:14:12.041
3 -	1:24.296	42.050	2:06.346	84.59	0.653	17:16:18.387
4 -	***1:23.790***	42.178	2:05.968 **(3)**	84.84	0.275	17:18:24.355
5 -	1:23.797	41.896	***2:05.693*** **(1)**	***85.03***		***17:20:30.048***
6 -	1:24.176	42.483	2:06.659	84.38	0.966	17:22:36.707
7 -	1:24.931	43.280	2:08.211	83.36	2.518	17:24:44.918

P2 81 Malvern MAY Ducati -

IDEAL LAP TIME : 2:07.167 BEST LAP TIME : 2:07.693 DIFFERENCE : 0.526

LAP	SECTOR 1	SECTOR 2	LAP TIME	MPH	DIFF	TIME OF DAY
1 -		43.141	2:14.458	79.48	6.765	17:12:08.519
2 -	1:26.254	42.764	2:09.018	82.84	1.325	17:14:17.537
3 -	1:26.262	43.358	2:09.620	82.45	1.927	17:16:27.157
4 -	1:26.921	42.886	2:09.807	82.33	2.114	17:18:36.964
5 -	1:25.606	42.498	2:08.104 **(2)**	83.43	0.411	17:20:45.068
6 -	1:25.941	***42.218***	2:08.159 **(3)**	83.39	0.466	17:22:53.227
7 -	***1:24.949***	42.744	***2:07.693*** **(1)**	***83.70***		***17:25:00.920***

P3 47 Thomas WATSON Yamaha - Motorsportdays.com TEA Time Racing

IDEAL LAP TIME : 2:06.558 BEST LAP TIME : 2:06.558 DIFFERENCE : 0.000

LAP	SECTOR 1	SECTOR 2	LAP TIME	MPH	DIFF	TIME OF DAY
1 -		43.274	2:23.813	74.31	17.255	17:12:17.874
2 -	1:25.141	42.596	2:07.737 **(3)**	83.67	1.179	17:14:25.611
3 -	1:25.378	42.488	2:07.866	83.58	1.308	17:16:33.477
4 -	1:24.514	43.367	2:07.881	83.57	1.323	17:18:41.358
5 -	1:24.348	42.570	2:06.918 **(2)**	84.21	0.360	17:20:48.276
6 -	***1:24.228***	***42.330***	***2:06.558*** **(1)**	***84.45***		***17:22:54.834***
7 -	1:24.526	43.430	2:07.956	83.52	1.398	17:25:02.790

P4 48 Shaun WALLIS Yamaha - Watling Tyres

IDEAL LAP TIME : 2:08.960 BEST LAP TIME : 2:09.119 DIFFERENCE : 0.159

LAP	SECTOR 1	SECTOR 2	LAP TIME	MPH	DIFF	TIME OF DAY
1 -		44.080	2:16.389	78.36	7.270	17:12:10.450
2 -	1:27.009	44.243	2:11.252	81.43	2.133	17:14:21.702
3 -	1:26.262	43.822	2:10.084	82.16	0.965	17:16:31.786
4 -	1:25.928	43.948	2:09.876	82.29	0.757	17:18:41.662
5 -	***1:25.411***	43.806	2:09.217 **(2)**	82.71	0.098	17:20:50.879
6 -	1:25.591	43.695	2:09.286 **(3)**	82.67	0.167	17:23:00.165
7 -	1:25.570	***43.549***	***2:09.119*** **(1)**	***82.77***		***17:25:09.284***

P5 137 RMT Charlie CRAWT Suzuki - Pass Bike Motorcycle Training Ltd

IDEAL LAP TIME : 2:09.986 BEST LAP TIME : 2:10.414 DIFFERENCE : 0.428

LAP	SECTOR 1	SECTOR 2	LAP TIME	MPH	DIFF	TIME OF DAY
1 -		43.641	2:17.692	77.62	7.278	17:12:11.753
2 -	1:29.024	43.503	2:12.527	80.64	2.113	17:14:24.280
3 -	1:27.166	43.248	***2:10.414*** **(1)**	***81.95***		***17:16:34.694***
4 -	1:27.317	43.325	2:10.642 **(3)**	81.81	0.228	17:18:45.336
5 -	***1:26.949***	43.917	2:10.866	81.67	0.452	17:20:56.202
6 -	1:27.589	***43.037***	2:10.626 **(2)**	81.82	0.212	17:23:06.828
7 -	1:27.721	43.521	2:11.242	81.43	0.828	17:25:18.070

P6 84 Ricardo BRANCO Suzuki - IMP Racing

IDEAL LAP TIME : 2:10.206 BEST LAP TIME : 2:10.241 DIFFERENCE : 0.035

LAP	SECTOR 1	SECTOR 2	LAP TIME	MPH	DIFF	TIME OF DAY

Weather / Track : Sunny / Dry

Snetterton 300
Circuit Length = 2.9689 miles
Start: 17:09 Flag 17:24 End: 17:27

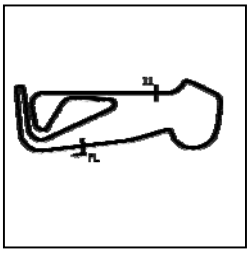

BMCRC Thunderbike Sport & BMCRC Rookie Minitwins

RACE 18 - SECTOR ANALYSIS

SECTOR 1 = FL to I1, SECTOR 2 = I1 to FL, DIFF = Difference To Personal Best Lap, P = Crossed Finish Line in Pit Lane, D = Time Disallowed

1 -		43.880	2:17.282		77.85	7.041	17:12:11.343
2 -	1:27.384	44.025	2:11.409		81.33	1.168	17:14:22.752
3 -	1:26.819	43.827	2:10.646	(2)	81.80	0.405	17:16:33.398
4 -	***1:26.707***	43.534	***2:10.241***	**(1)**	***82.06***		***17:18:43.639***
5 -	1:27.670	44.087	2:11.757		81.11	1.516	17:20:55.396
6 -	1:27.645	***43.499***	2:11.144	(3)	81.49	0.903	17:23:06.540
7 -	1:27.918	43.632	2:11.550		81.24	1.309	17:25:18.090

P7 90 Edward WATSON

Suzuki - Motorsportdays.com TEA Time Racing

IDEAL LAP TIME : 2:11.474 BEST LAP TIME : 2:11.864 DIFFERENCE : 0.390

LAP	SECTOR 1	SECTOR 2	LAP TIME		MPH	DIFF	TIME OF DAY
1 -		44.379	2:19.347		76.70	7.483	17:12:13.408
2 -	1:28.867	43.948	2:12.815		80.47	0.951	17:14:26.223
3 -	***1:27.734***	44.130	***2:11.864***	**(1)**	***81.05***		***17:16:38.087***
4 -	1:28.249	43.811	2:12.060	(2)	80.93	0.196	17:18:50.147
5 -	1:28.901	44.395	2:13.296		80.18	1.432	17:21:03.443
6 -	1:28.849	***43.740***	2:12.589	(3)	80.61	0.725	17:23:16.032
7 -	1:29.003	44.200	2:13.203		80.23	1.339	17:25:29.235

P8 666 R Shane BEASLEY

Kawasaki -

IDEAL LAP TIME : 2:13.694 BEST LAP TIME : 2:14.258 DIFFERENCE : 0.564

LAP	SECTOR 1	SECTOR 2	LAP TIME		MPH	DIFF	TIME OF DAY
1 -		***45.205***	2:20.127		76.27	5.869	17:12:14.188
2 -	1:28.589	45.742	2:14.331	(2)	79.56	0.073	17:14:28.519
3 -	1:28.533	45.833	2:14.366	(3)	79.54	0.108	17:16:42.885
4 -	***1:28.489***	45.902	2:14.391		79.52	0.133	17:18:57.276
5 -	1:28.566	45.692	***2:14.258***	**(1)**	***79.60***		***17:21:11.534***
6 -	1:28.987	46.239	2:15.226		79.03	0.968	17:23:26.760
7 -	1:29.296	46.948	2:16.244		78.44	1.986	17:25:43.004

P9 93 William GILLMAN

Honda -

IDEAL LAP TIME : 2:14.227 BEST LAP TIME : 2:14.525 DIFFERENCE : 0.298

LAP	SECTOR 1	SECTOR 2	LAP TIME		MPH	DIFF	TIME OF DAY
1 -		***44.670***	2:20.605		76.01	6.080	17:12:14.666
2 -	***1:29.557***	44.976	2:14.533	(2)	79.44	0.008	17:14:29.199
3 -	1:29.635	44.890	***2:14.525***	**(1)**	***79.45***		***17:16:43.724***
4 -	1:29.769	44.859	2:14.628	(3)	79.38	0.103	17:18:58.352
5 -	1:30.442	45.300	2:15.742		78.73	1.217	17:21:14.094
6 -	1:30.548	45.371	2:15.919		78.63	1.394	17:23:30.013
7 -	1:30.345	44.865	2:15.210		79.04	0.685	17:25:45.223

P10 42 R Scott MILLER

Yamaha -

IDEAL LAP TIME : 2:14.100 BEST LAP TIME : 2:14.210 DIFFERENCE : 0.110

LAP	SECTOR 1	SECTOR 2	LAP TIME		MPH	DIFF	TIME OF DAY
1 -		45.795	2:25.211		73.60	11.001	17:12:19.272
2 -	1:32.049	45.370	2:17.419		77.77	3.209	17:14:36.691
3 -	1:30.257	45.876	2:16.133		78.51	1.923	17:16:52.824
4 -	1:29.752	45.197	2:14.949		79.20	0.739	17:19:07.773
5 -	***1:29.652***	44.558	***2:14.210***	**(1)**	***79.63***		***17:21:21.983***
6 -	1:29.783	***44.448***	2:14.231	(2)	79.62	0.021	17:23:36.214
7 -	1:29.914	45.018	2:14.932	(3)	79.21	0.722	17:25:51.146

P11 17 RMT Charlie DOWNES (SNR)

Suzuki - Ray Gnarley/ MoreMoto

IDEAL LAP TIME : 2:13.539 BEST LAP TIME : 2:13.925 DIFFERENCE : 0.386

LAP	SECTOR 1	SECTOR 2	LAP TIME		MPH	DIFF	TIME OF DAY
1 -		46.994	2:34.484		69.18	20.559	17:12:28.545
2 -	1:30.815	44.837	2:15.652		78.79	1.727	17:14:44.197
3 -	1:29.349	45.035	2:14.384		79.53	0.459	17:16:58.581
4 -	1:29.436	44.814	2:14.250	(3)	79.61	0.325	17:19:12.831

Weather / Track : Sunny / Dry

Snetterton 300
Circuit Length = 2.9689 miles
Start: 17:09 Flag 17:24 End: 17:27

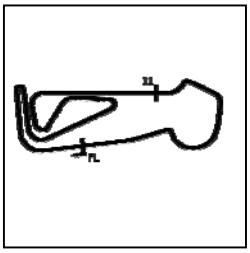

BMCRC Thunderbike Sport & BMCRC Rookie Minitwins

RACE 18 - SECTOR ANALYSIS

SECTOR 1 = FL to I1, SECTOR 2 = I1 to FL, DIFF = Difference To Personal Best Lap, P = Crossed Finish Line in Pit Lane, D = Time Disallowed

5 -	***1:29.083***	45.166	2:14.249 **(2)**	79.61	0.324	17:21:27.080
6 -	1:29.469	***44.456***	***2:13.925*** **(1)**	***79.80***		***17:23:41.005***
7 -	1:29.504	44.760	2:14.264	79.60	0.339	17:25:55.269

P12 181 RMT Robert FRANKLIN — Suzuki - RCF GARDENS

IDEAL LAP TIME : 2:14.553 BEST LAP TIME : 2:14.695 DIFFERENCE : 0.142

LAP	SECTOR 1	SECTOR 2	LAP TIME	MPH	DIFF	TIME OF DAY
1 -		46.567	2:26.036	73.18	11.341	17:12:20.097
2 -	1:32.120	46.411	2:18.531	77.15	3.836	17:14:38.628
3 -	1:30.720	46.011	2:16.731	78.16	2.036	17:16:55.359
4 -	1:31.546	45.872	2:17.418	77.77	2.723	17:19:12.777
5 -	1:30.140	45.468	2:15.608 **(3)**	78.81	0.913	17:21:28.385
6 -	1:30.022	***45.244***	2:15.266 **(2)**	79.01	0.571	17:23:43.651
7 -	***1:29.309***	45.386	***2:14.695*** **(1)**	***79.35***		***17:25:58.346***

P13 66 Mark SMITH — Yamaha - MHP EXHAUST`S

IDEAL LAP TIME : 2:14.792 BEST LAP TIME : 2:15.394 DIFFERENCE : 0.602

LAP	SECTOR 1	SECTOR 2	LAP TIME	MPH	DIFF	TIME OF DAY
1 -		47.350	2:26.057	73.17	10.663	17:12:20.118
2 -	1:34.051	46.131	2:20.182	76.24	4.788	17:14:40.300
3 -	***1:29.460***	46.656	2:16.116 **(2)**	78.52	0.722	17:16:56.416
4 -	1:32.624	45.769	2:18.393	77.22	2.999	17:19:14.809
5 -	1:30.133	46.436	2:16.569 **(3)**	78.26	1.175	17:21:31.378
6 -	1:32.138	***45.332***	2:17.470	77.74	2.076	17:23:48.848
7 -	1:30.034	45.360	***2:15.394*** **(1)**	***78.94***		***17:26:04.242***

P14 131 RMT Christopher EVANS — Suzuki - C.E PILATES

IDEAL LAP TIME : 2:17.113 BEST LAP TIME : 2:17.197 DIFFERENCE : 0.084

LAP	SECTOR 1	SECTOR 2	LAP TIME	MPH	DIFF	TIME OF DAY
1 -		46.729	2:24.948	73.73	7.751	17:12:19.009
2 -	1:32.637	46.472	2:19.109	76.83	1.912	17:14:38.118
3 -	1:32.004	46.167	2:18.171	77.35	0.974	17:16:56.289
4 -	1:31.904	45.729	2:17.633 **(3)**	77.65	0.436	17:19:13.922
5 -	***1:31.452***	45.892	2:17.344 **(2)**	77.81	0.147	17:21:31.266
6 -	1:32.301	46.080	2:18.381	77.23	1.184	17:23:49.647
7 -	1:31.536	***45.661***	***2:17.197*** **(1)**	***77.90***		***17:26:06.844***

P15 50 Paul ROBSON — Suzuki -

IDEAL LAP TIME : 2:15.498 BEST LAP TIME : 2:15.498 DIFFERENCE : 0.000

LAP	SECTOR 1	SECTOR 2	LAP TIME	MPH	DIFF	TIME OF DAY
1 -		46.383	2:31.576	70.51	16.078	17:12:25.637
2 -	1:33.619	46.189	2:19.808	76.44	4.310	17:14:45.445
3 -	1:30.951	46.596	2:17.547	77.70	2.049	17:17:02.992
4 -	1:31.360	46.417	2:17.777	77.57	2.279	17:19:20.769
5 -	1:30.865	45.900	2:16.765 **(3)**	78.14	1.267	17:21:37.534
6 -	1:30.251	45.466	2:15.717 **(2)**	78.75	0.219	17:23:53.251
7 -	***1:30.159***	***45.339***	***2:15.498*** **(1)**	***78.87***		***17:26:08.749***

P16 85 Andrew KITE — Ducati - Red Rebel Racing

IDEAL LAP TIME : 2:16.136 BEST LAP TIME : 2:16.136 DIFFERENCE : 0.000

LAP	SECTOR 1	SECTOR 2	LAP TIME	MPH	DIFF	TIME OF DAY
1 -		48.121	2:36.903	68.11	20.767	17:12:30.964
2 -	1:34.193	47.079	2:21.272	75.65	5.136	17:14:52.236
3 -	1:32.640	47.214	2:19.854	76.42	3.718	17:17:12.090
4 -	1:31.536	46.091	2:17.627 **(3)**	77.65	1.491	17:19:29.717
5 -	1:31.572	46.329	2:17.901	77.50	1.765	17:21:47.618
6 -	1:30.915	45.861	2:16.776 **(2)**	78.14	0.640	17:24:04.394
7 -	***1:30.837***	***45.299***	***2:16.136*** **(1)**	***78.51***		***17:26:20.530***

Snetterton 300
Circuit Length = 2.9689 miles
Start: 17:09 Flag 17:24 End: 17:27

Weather / Track : Sunny / Dry

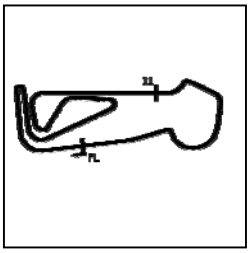

BMCRC Thunderbike Sport & BMCRC Rookie Minitwins

RACE 18 - SECTOR ANALYSIS

SECTOR 1 = FL to I1, SECTOR 2 = I1 to FL, DIFF = Difference To Personal Best Lap, P = Crossed Finish Line in Pit Lane, D = Time Disallowed

P17 73 Vincent LEWIN Suzuki - vinitwinracing.co.uk

IDEAL LAP TIME : 2:18.701 BEST LAP TIME : 2:19.102 DIFFERENCE : 0.401

LAP	SECTOR 1	SECTOR 2	LAP TIME	MPH	DIFF	TIME OF DAY
1 -		47.740	2:31.374	70.60	12.272	17:12:25.435
2 -	1:35.774	47.103	2:22.877	74.80	3.775	17:14:48.312
3 -	1:32.922	47.189	2:20.111	76.28	1.009	17:17:08.423
4 -	1:32.567	47.448	2:20.015	76.33	0.913	17:19:28.438
5 -	***1:32.515***	46.587	***2:19.102*** **(1)**	***76.83***		***17:21:47.540***
6 -	1:33.038	***46.186***	2:19.224 **(2)**	76.76	0.122	17:24:06.764
7 -	1:32.588	46.937	2:19.525 **(3)**	76.60	0.423	17:26:26.289

P18 16 Geoff LANSDELL Suzuki - EPG Domestic

IDEAL LAP TIME : 2:20.144 BEST LAP TIME : 2:20.361 DIFFERENCE : 0.217

LAP	SECTOR 1	SECTOR 2	LAP TIME	MPH	DIFF	TIME OF DAY
1 -		***46.653***	2:32.323	70.16	11.962	17:12:26.384
2 -	1:35.454	47.189	2:22.643	74.92	2.282	17:14:49.027
3 -	1:33.677	46.836	2:20.513 **(2)**	76.06	0.152	17:17:09.540
4 -	1:34.221	47.592	2:21.813	75.36	1.452	17:19:31.353
5 -	1:34.238	46.872	2:21.110	75.74	0.749	17:21:52.463
6 -	***1:33.491***	46.870	***2:20.361*** **(1)**	***76.14***		***17:24:12.824***
7 -	1:33.598	47.330	2:20.928 **(3)**	75.84	0.567	17:26:33.752

P19 0 RMT Luke STANLEY Suzuki - MOREMOTO

IDEAL LAP TIME : 2:20.034 BEST LAP TIME : 2:20.034 DIFFERENCE : 0.000

LAP	SECTOR 1	SECTOR 2	LAP TIME	MPH	DIFF	TIME OF DAY
1 -		47.645	2:33.447	69.65	13.413	17:12:27.508
2 -	1:34.593	47.916	2:22.509	74.99	2.475	17:14:50.017
3 -	***1:33.206***	***46.828***	***2:20.034*** **(1)**	***76.32***		***17:17:10.051***
4 -	1:33.836	48.036	2:21.872	75.33	1.838	17:19:31.923
5 -	1:34.373	47.447	2:21.820	75.36	1.786	17:21:53.743
6 -	1:33.898	47.071	2:20.969 **(2)**	75.81	0.935	17:24:14.712
7 -	1:33.749	47.650	2:21.399 **(3)**	75.58	1.365	17:26:36.111

P20 45 R John FORTEY Suzuki - House of Gain Gym

IDEAL LAP TIME : 2:20.131 BEST LAP TIME : 2:20.631 DIFFERENCE : 0.500

LAP	SECTOR 1	SECTOR 2	LAP TIME	MPH	DIFF	TIME OF DAY
1 -		48.058	2:35.088	68.91	14.457	17:12:29.149
2 -	1:33.739	47.894	2:21.633	75.46	1.002	17:14:50.782
3 -	1:33.733	48.657	2:22.390	75.06	1.759	17:17:13.172
4 -	1:33.914	47.245	2:21.159	75.71	0.528	17:19:34.331
5 -	1:33.582	47.225	2:20.807 **(2)**	75.90	0.176	17:21:55.138
6 -	***1:33.210***	47.732	2:20.942 **(3)**	75.83	0.311	17:24:16.080
7 -	1:33.710	***46.921***	***2:20.631*** **(1)**	***76.00***		***17:26:36.711***

P21 5 R William YOUNG Yamaha - RoyBoy's Racing , RPH Carpentry Ltd

IDEAL LAP TIME : 2:20.408 BEST LAP TIME : 2:20.959 DIFFERENCE : 0.551

LAP	SECTOR 1	SECTOR 2	LAP TIME	MPH	DIFF	TIME OF DAY
1 -		48.259	2:30.705	70.92	9.746	17:12:24.766
2 -	1:36.791	48.290	2:25.081	73.66	4.122	17:14:49.847
3 -	1:33.784	47.640	2:21.424	75.57	0.465	17:17:11.271
4 -	1:34.461	47.865	2:22.326	75.09	1.367	17:19:33.597
5 -	1:33.490	47.469	***2:20.959*** **(1)**	***75.82***		***17:21:54.556***
6 -	1:34.047	***47.128***	2:21.175 **(3)**	75.70	0.216	17:24:15.731
7 -	***1:33.280***	47.833	2:21.113 **(2)**	75.74	0.154	17:26:36.844

P22 18 R Indy OFFER Kawasaki - Kingswood cooling solutions

IDEAL LAP TIME : 2:20.194 BEST LAP TIME : 2:20.194 DIFFERENCE : 0.000

LAP	SECTOR 1	SECTOR 2	LAP TIME	MPH	DIFF	TIME OF DAY

Weather / Track : Sunny / Dry

Snetterton 300
Circuit Length = 2.9689 miles
Start: 17:09 Flag 17:24 End: 17:27

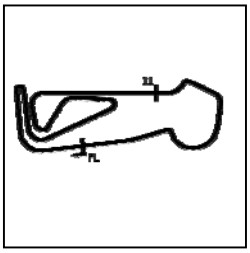

BMCRC Thunderbike Sport & BMCRC Rookie Minitwins

RACE 18 - SECTOR ANALYSIS

SECTOR 1 = FL to I1, SECTOR 2 = I1 to FL, DIFF = Difference To Personal Best Lap, P = Crossed Finish Line in Pit Lane, D = Time Disallowed

1 -		48.024	2:31.975		70.32	11.781	17:12:26.036
2 -	1:36.963	47.757	2:24.720		73.85	4.526	17:14:50.756
3 -	1:34.355	48.624	2:22.979		74.75	2.785	17:17:13.735
4 -	***1:33.353***	***46.841***	***2:20.194***	**(1)**	***76.23***		***17:19:33.929***
5 -	1:33.858	46.908	2:20.766	**(2)**	75.92	0.572	17:21:54.695
6 -	1:34.197	47.247	2:21.444	**(3)**	75.56	1.250	17:24:16.139
7 -	1:34.500	46.999	2:21.499		75.53	1.305	17:26:37.638

P23 147 R Matthew MAY

Kawasaki - Tilehurst Glass Racing

IDEAL LAP TIME : 2:20.679 BEST LAP TIME : 2:20.679 DIFFERENCE : 0.000

LAP	SECTOR 1	SECTOR 2	LAP TIME		MPH	DIFF	TIME OF DAY
1 -		47.857	2:33.746		69.51	13.067	17:12:27.807
2 -	1:41.805	47.837	2:29.642		71.42	8.963	17:14:57.449
3 -	1:35.143	48.600	2:23.743	**(2)**	74.35	3.064	17:17:21.192
4 -	1:35.730	48.621	2:24.351		74.04	3.672	17:19:45.543
5 -	1:35.462	48.465	2:23.927	**(3)**	74.26	3.248	17:22:09.470
6 -	1:35.716	49.402	2:25.118		73.65	4.439	17:24:34.588
7 -	***1:34.215***	***46.464***	***2:20.679***	**(1)**	***75.97***		***17:26:55.267***

P24 143 Robert DAVIE

Suzuki -

IDEAL LAP TIME : 2:22.624 BEST LAP TIME : 2:22.624 DIFFERENCE : 0.000

LAP	SECTOR 1	SECTOR 2	LAP TIME		MPH	DIFF	TIME OF DAY
1 -		49.257	2:39.511		67.00	16.887	17:12:33.572
2 -	1:35.572	47.908	2:23.480	**(2)**	74.49	0.856	17:14:57.052
3 -	1:36.408	48.694	2:25.102		73.65	2.478	17:17:22.154
4 -	1:35.484	48.704	2:24.188		74.12	1.564	17:19:46.342
5 -	1:35.527	48.443	2:23.970	**(3)**	74.23	1.346	17:22:10.312
6 -	1:35.547	49.417	2:24.964		73.72	2.340	17:24:35.276
7 -	***1:34.726***	***47.898***	***2:22.624***	**(1)**	***74.93***		***17:26:57.900***

P25 9 RMT Andrew WATSON

Suzuki - TEA Time Racing

IDEAL LAP TIME : 2:21.596 BEST LAP TIME : 2:22.732 DIFFERENCE : 1.136

LAP	SECTOR 1	SECTOR 2	LAP TIME		MPH	DIFF	TIME OF DAY
1 -		49.138	2:35.094		68.91	12.362	17:12:29.155
2 -	1:36.092	48.487	2:24.579	**(3)**	73.92	1.847	17:14:53.734
3 -	1:36.206	48.366	2:24.572	**(2)**	73.92	1.840	17:17:18.306
4 -	1:37.732	***47.682***	2:25.414		73.50	2.682	17:19:43.720
5 -	1:36.987	49.074	2:26.061		73.17	3.329	17:22:09.781
6 -	1:36.010	49.777	2:25.787		73.31	3.055	17:24:35.568
7 -	***1:33.914***	48.818	***2:22.732***	**(1)**	***74.88***		***17:26:58.300***

P26 37 R Ricky WOODS

Suzuki - Des Woods

IDEAL LAP TIME : 2:23.558 BEST LAP TIME : 2:23.566 DIFFERENCE : 0.008

LAP	SECTOR 1	SECTOR 2	LAP TIME		MPH	DIFF	TIME OF DAY
1 -		48.830	2:38.224		67.55	14.658	17:12:32.285
2 -	1:36.040	48.824	2:24.864		73.78	1.298	17:14:57.149
3 -	***1:35.080***	48.486	***2:23.566***	**(1)**	***74.44***		***17:17:20.715***
4 -	1:35.984	***48.478***	2:24.462	**(3)**	73.98	0.896	17:19:45.177
5 -	1:35.316	48.575	2:23.891	**(2)**	74.27	0.325	17:22:09.068
6 -	1:35.806	48.824	2:24.630		73.89	1.064	17:24:33.698
7 -	1:35.303	51.642	2:26.945		72.73	3.379	17:27:00.643

P27 289 RMT Philip HORNE

Suzuki -

IDEAL LAP TIME : 2:23.495 BEST LAP TIME : 2:23.495 DIFFERENCE : 0.000

LAP	SECTOR 1	SECTOR 2	LAP TIME		MPH	DIFF	TIME OF DAY
1 -		48.801	2:40.311		66.67	16.816	17:12:34.372
2 -	1:39.236	48.340	2:27.576		72.42	4.081	17:15:01.948
3 -	1:36.909	48.124	2:25.033	**(2)**	73.69	1.538	17:17:26.981
4 -	1:36.493	50.945	2:27.438		72.49	3.943	17:19:54.419

Weather / Track : Sunny / Dry

Snetterton 300
Circuit Length = 2.9689 miles
Start: 17:09 Flag 17:24 End: 17:27

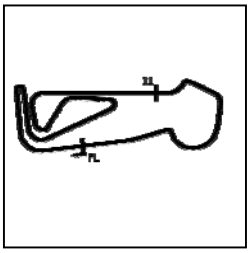

BMCRC Thunderbike Sport & BMCRC Rookie Minitwins

RACE 18 - SECTOR ANALYSIS

SECTOR 1 = FL to I1, SECTOR 2 = I1 to FL, DIFF = Difference To Personal Best Lap, P = Crossed Finish Line in Pit Lane, D = Time Disallowed

5 -	***1:36.361***	***47.134***	***2:23.495***	**(1)**	***74.48***		***17:22:17.914***
6 -	1:37.496	48.974	2:26.470		72.97	2.975	17:24:44.384
7 -	1:37.289	48.644	2:25.933	**(3)**	73.23	2.438	17:27:10.317

P28 167 Mike DEVALL Honda -

IDEAL LAP TIME : 2:26.124 BEST LAP TIME : 2:26.124 DIFFERENCE : 0.000

LAP	SECTOR 1	SECTOR 2	LAP TIME		MPH	DIFF	TIME OF DAY
1 -		49.685	2:37.721		67.76	11.597	17:12:31.782
2 -	1:38.163	49.250	2:27.413	**(2)**	72.50	1.289	17:14:59.195
3 -	***1:37.557***	***48.567***	***2:26.124***	**(1)**	***73.14***		***17:17:25.319***
4 -	1:37.894	50.193	2:28.087		72.17	1.963	17:19:53.406
5 -	1:38.899	49.013	2:27.912	**(3)**	72.25	1.788	17:22:21.318
6 -	1:39.896	49.878	2:29.774		71.36	3.650	17:24:51.092

P29 44 RMT Tony PARKER Suzuki - Emerald Elevators

IDEAL LAP TIME : 2:24.366 BEST LAP TIME : 2:24.460 DIFFERENCE : 0.094

LAP	SECTOR 1	SECTOR 2	LAP TIME		MPH	DIFF	TIME OF DAY
1 -		49.524	2:39.439		67.03	14.979	17:12:33.500
2 -	1:40.176	48.730	2:28.906		71.77	4.446	17:15:02.406
3 -	1:36.799	48.348	2:25.147	**(2)**	73.63	0.687	17:17:27.553
4 -	1:36.664	50.224	2:26.888	**(3)**	72.76	2.428	17:19:54.441
5 -	1:36.356	***48.104***	***2:24.460***	**(1)**	***73.98***		***17:22:18.901***
6 -	***1:36.262***	56.254	2:32.516		70.07	8.056	17:24:51.417

P30 196 R Emma PETERSON Yamaha - Rst Concept store-Helmet City Chichester.Fisherbrow

IDEAL LAP TIME : 2:26.642 BEST LAP TIME : 2:27.901 DIFFERENCE : 1.259

LAP	SECTOR 1	SECTOR 2	LAP TIME		MPH	DIFF	TIME OF DAY
1 -		50.985	2:43.044		65.55	15.143	17:12:37.105
2 -	1:37.705	50.254	2:27.959	**(2)**	72.23	0.058	17:15:05.064
3 -	1:37.869	51.375	2:29.244		71.61	1.343	17:17:34.308
4 -	1:40.319	51.228	2:31.547		70.52	3.646	17:20:05.855
5 -	1:39.053	***49.653***	2:28.706	**(3)**	71.87	0.805	17:22:34.561
6 -	***1:36.989***	50.912	***2:27.901***	**(1)**	***72.26***		***17:25:02.462***

P31 60 RMT Adam RIDGWELL Suzuki -

IDEAL LAP TIME : 2:28.919 BEST LAP TIME : 2:28.919 DIFFERENCE : 0.000

LAP	SECTOR 1	SECTOR 2	LAP TIME		MPH	DIFF	TIME OF DAY
1 -		50.849	2:44.157		65.10	15.238	17:12:38.218
2 -	1:40.181	50.209	2:30.390	**(3)**	71.06	1.471	17:15:08.608
3 -	1:39.947	49.960	2:29.907	**(2)**	71.29	0.988	17:17:38.515
4 -	1:40.154	50.313	2:30.467		71.03	1.548	17:20:08.982
5 -	***1:39.190***	***49.729***	***2:28.919***	**(1)**	***71.77***		***17:22:37.901***
6 -	1:39.516	51.667	2:31.183		70.69	2.264	17:25:09.084

P32 75 Stewart MAY Honda - Tilehurst Glass Racing

IDEAL LAP TIME : 2:09.497 BEST LAP TIME : 2:10.066 DIFFERENCE : 0.569

LAP	SECTOR 1	SECTOR 2	LAP TIME		MPH	DIFF	TIME OF DAY
1 -		***43.645***	2:15.796		78.70	5.730	17:12:09.857
2 -	***1:25.852***	44.960	2:10.812	**(2)**	81.70	0.746	17:14:20.669
3 -	1:26.042	44.024	***2:10.066***	**(1)**	***82.17***		***17:16:30.735***
4 -	1:27.266	44.506	2:11.772		81.11	1.706	17:18:42.507
5 -	1:26.566	44.355	2:10.921	**(3)**	81.63	0.855	17:20:53.428

P33 59 RMT Benn RIDGWELL Suzuki -

IDEAL LAP TIME : 2:24.214 BEST LAP TIME : 2:24.257 DIFFERENCE : 0.043

LAP	SECTOR 1	SECTOR 2	LAP TIME		MPH	DIFF	TIME OF DAY
1 -		***48.762***	2:36.146		68.44	11.889	17:12:30.207
2 -	***1:35.452***	48.805	***2:24.257***	**(1)**	***74.09***		***17:14:54.464***

Weather / Track : Sunny / Dry

Snetterton 300
Circuit Length = 2.9689 miles
Start: 17:09 Flag 17:24 End: 17:27

BMCRC Thunderbike Sport & BMCRC Rookie Minitwins

RACE 18 - SECTOR ANALYSIS

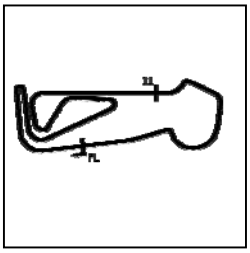

SECTOR 1 = FL to I1, SECTOR 2 = I1 to FL, DIFF = Difference To Personal Best Lap, P = Crossed Finish Line in Pit Lane, D = Time Disallowed

3 -	1:36.702	48.792	2:25.494	**(2)**	73.46	1.237	17:17:19.958
4 -	1:42.262	52.163	2:34.425	**(3)**	69.21	10.168	17:19:54.383

Weather / Track : Sunny / Dry

Snetterton 300
Circuit Length = 2.9689 miles
Start: 17:09 Flag 17:24 End: 17:27

BMCRC Thunderbike Sport & BMCRC Rookie Minitwins

RACE 18 - BEST SECTORS

SECTOR 1

POS	NO	NAME	TIME
1	198	TOPPING	**1:23.790**
2	47	WATSON	**1:24.228**
3	81	MAY	**1:24.949**
4	48	WALLIS	**1:25.411**
5	75	MAY	**1:25.852**
6	84	BRANCO	**1:26.707**
7	137	CRAWT	**1:26.949**
8	90	WATSON	**1:27.734**
9	666	BEASLEY	**1:28.489**
10	17	DOWNES (SNR)	**1:29.083**
11	181	FRANKLIN	**1:29.309**
12	66	SMITH	**1:29.460**
13	93	GILLMAN	**1:29.557**
14	42	MILLER	**1:29.652**
15	50	ROBSON	**1:30.159**
16	85	KITE	**1:30.837**
17	131	EVANS	**1:31.452**
18	73	LEWIN	**1:32.515**
19	0	STANLEY	**1:33.206**
20	45	FORTEY	**1:33.210**
21	5	YOUNG	**1:33.280**
22	18	OFFER	**1:33.353**
23	16	LANSDELL	**1:33.491**
24	9	WATSON	**1:33.914**
25	147	MAY	**1:34.215**
26	143	DAVIE	**1:34.726**
27	37	WOODS	**1:35.080**
28	59	RIDGWELL	**1:35.452**
29	44	PARKER	**1:36.262**
30	289	HORNE	**1:36.361**
31	196	PETERSON	**1:36.989**
32	167	DEVALL	**1:37.557**
33	60	RIDGWELL	**1:39.190**

SECTOR 2

NO	NAME	TIME
198	TOPPING	**41.823**
81	MAY	**42.218**
47	WATSON	**42.330**
137	CRAWT	**43.037**
84	BRANCO	**43.499**
48	WALLIS	**43.549**
75	MAY	**43.645**
90	WATSON	**43.740**
42	MILLER	**44.448**
17	DOWNES (SNR)	**44.456**
93	GILLMAN	**44.670**
666	BEASLEY	**45.205**
181	FRANKLIN	**45.244**
85	KITE	**45.299**
66	SMITH	**45.332**
50	ROBSON	**45.339**
131	EVANS	**45.661**
73	LEWIN	**46.186**
147	MAY	**46.464**
16	LANSDELL	**46.653**
0	STANLEY	**46.828**
18	OFFER	**46.841**
45	FORTEY	**46.921**
5	YOUNG	**47.128**
289	HORNE	**47.134**
9	WATSON	**47.682**
143	DAVIE	**47.898**
44	PARKER	**48.104**
37	WOODS	**48.478**
167	DEVALL	**48.567**
59	RIDGWELL	**48.762**
196	PETERSON	**49.653**
60	RIDGWELL	**49.729**

IDEAL / BEST COMPARISON

			IDEAL	BEST	DIFF
		PERFECT LAP	2:05.613		
1	198	TOPPING	2:05.613	2:05.693	0.080
2	47	WATSON	2:06.558	2:06.558	0.000
3	81	MAY	2:07.167	2:07.693	0.526
4	48	WALLIS	2:08.960	2:09.119	0.159
5	75	MAY	2:09.497	2:10.066	0.569
6	137	CRAWT	2:09.986	2:10.414	0.428
7	84	BRANCO	2:10.206	2:10.241	0.035
8	90	WATSON	2:11.474	2:11.864	0.390
9	17	DOWNES (SNR)	2:13.539	2:13.925	0.386
10	666	BEASLEY	2:13.694	2:14.258	0.564
11	42	MILLER	2:14.100	2:14.210	0.110
12	93	GILLMAN	2:14.227	2:14.525	0.298
13	181	FRANKLIN	2:14.553	2:14.695	0.142
14	66	SMITH	2:14.792	2:15.394	0.602
15	50	ROBSON	2:15.498	2:15.498	0.000
16	85	KITE	2:16.136	2:16.136	0.000
17	131	EVANS	2:17.113	2:17.197	0.084
18	73	LEWIN	2:18.701	2:19.102	0.401
19	0	STANLEY	2:20.034	2:20.034	0.000
20	45	FORTEY	2:20.131	2:20.631	0.500
21	16	LANSDELL	2:20.144	2:20.361	0.217
22	18	OFFER	2:20.194	2:20.194	0.000
23	5	YOUNG	2:20.408	2:20.959	0.551
24	147	MAY	2:20.679	2:20.679	0.000
25	9	WATSON	2:21.596	2:22.732	1.136
26	143	DAVIE	2:22.624	2:22.624	0.000
27	289	HORNE	2:23.495	2:23.495	0.000
28	37	WOODS	2:23.558	2:23.566	0.008
29	59	RIDGWELL	2:24.214	2:24.257	0.043
30	44	PARKER	2:24.366	2:24.460	0.094
31	167	DEVALL	2:26.124	2:26.124	0.000
32	196	PETERSON	2:26.642	2:27.901	1.259
33	60	RIDGWELL	2:28.919	2:28.919	0.000

Weather / Track : Sunny / Dry

Snetterton 300
Circuit Length = 2.9689 miles
Start: 17:09 Flag 17:24 End: 17:27

Results can be found at www.tsl-timing.com

Printed - 17:28 Sunday, 20 May 2018

BMCRC-MRO Championships 2018

DFDS Yamaha Past Masters

Snetterton 300 Circuit

19th / 20th May 2018

Results Provided by Timing Solutions Ltd
www.tsl-timing.com

Snetterton 300

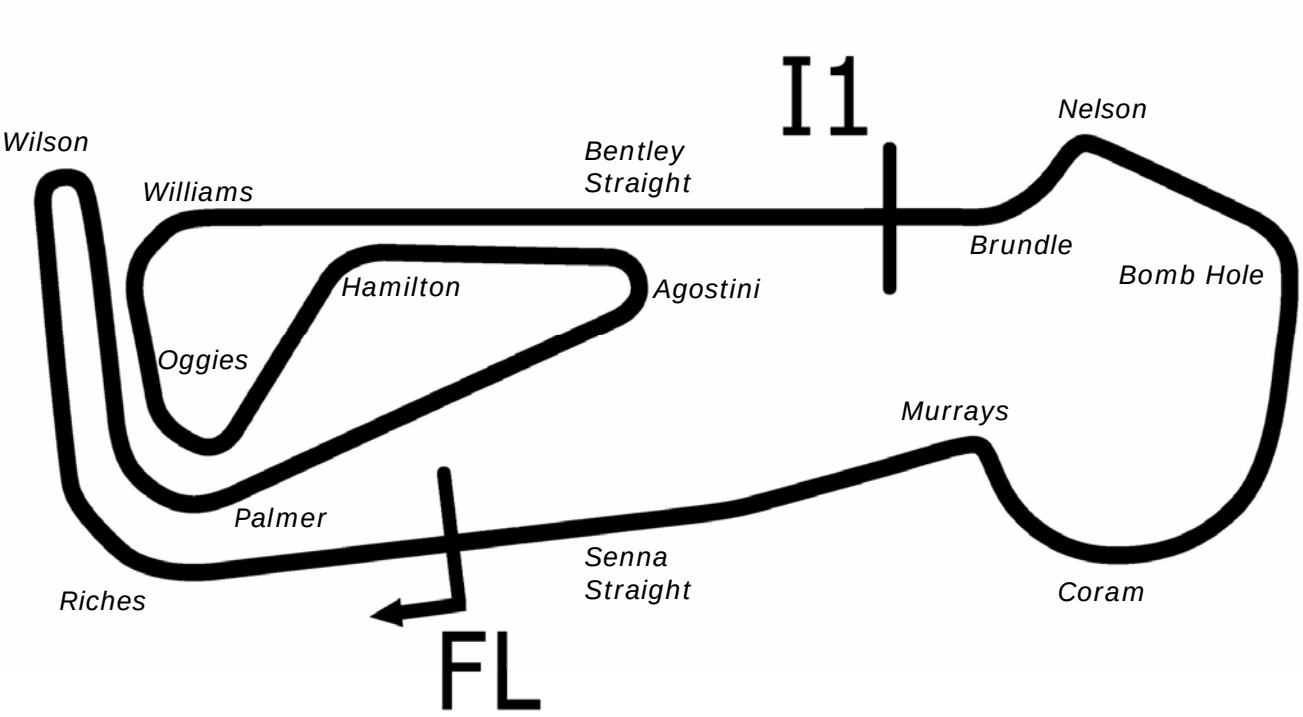

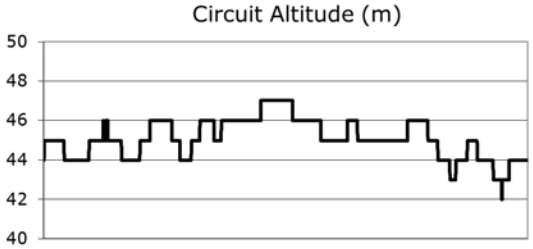

Length	2.9689 miles	4778.0 m	
FL		52.46340 N	0.94476 E
I1	3198m	52.46617 N	0.94964 E
Pit Entry	4572m	52.46364 N	0.94774 E
Pit Exit	40m after FL	52.46338 N	0.94420 E

Pit Entry–Pit Exit 246m, 14.7s @60kph, 11.0s @80kph

All results available at www.tsl-timing.com

DFDS Seaways Yamaha Past Masters

QUALIFYING - CLASSIFICATION

POS	NO	CL	PIC	NAME	ENTRY	TIME	ON	LAPS	GAP	DIFF	MPH
1	19		1	Peter BRANTON	Yamaha -	2:13.662	3	6			79.96
2	13		2	Doug EDMONDSON	Yamaha - Anyone want to lend me a bike for the Classic T	2:15.339	5	6	1.677	1.677	78.97
3	7		3	Pete FISHWICK	Yamaha -	2:15.438	6	6	1.776	0.099	78.91
4	81		4	Scott GRANT	Yamaha - SEAGER engineering/ Motaa Cycle Parts	2:15.996	2	6	2.334	0.558	78.59
5	101		5	Andrew DAVIES	Yamaha - GIBSON EXHAUSTS	2:17.149	6	6	3.487	1.153	77.93
6	4		6	Denis HALIL	Yamaha - D & A AUTOS	2:17.159	6	6	3.497	0.010	77.92
7	74		7	Paul WHITBY	Yamaha -	2:17.476	6	6	3.814	0.317	77.74
8	70	C	1	Andrew BURSCOUGH	Yamaha - Apollo Tuning	2:17.487	2	6	3.825	0.011	77.73
9	125		8	Ben MILES	Yamaha - Gibson Exhaust	2:17.624	6	6	3.962	0.137	77.66
10	88		9	Michael STANLEY	Yamaha -	2:17.709	5	6	4.047	0.085	77.61
11	61		10	Paul WELCH	Yamaha -	2:19.173	6	6	5.511	1.464	76.79
12	97		11	Reece GUYETT	Yamaha - rose mot	2:19.411	4	6	5.749	0.238	76.66
13	24	R	1	Scott CARSON	Yamaha - Two wheel technics	2:20.357	6	6	6.695	0.946	76.14
14	57	R	2	Geoff MOOK	Yamaha -	2:20.539	6	6	6.877	0.182	76.05
15	5		12	Max HOUSE	Yamaha -	2:20.621	3	6	6.959	0.082	76.00
16	83	C	2	Paul GODBOLD	Yamaha - Hill farm tree services	2:20.692	4	4	7.030	0.071	75.96
17	11	C	3	Paul MIDDLETON	Yamaha - Whizzard Racing	2:21.259	3	6	7.597	0.567	75.66
18	50		13	Graham HIGLETT	Yamaha -	2:22.188	5	5	8.526	0.929	75.16
19	40	C	4	Douglas BEACOCK	Yamaha -	2:25.215	5	5	11.553	3.027	73.60
20	21		14	Ben HUNTER	Yamaha -	2:25.602	2	2	11.940	0.387	73.40
21	95	R	3	Simon CLARK	Yamaha - Towan Motors	2:25.928	2	2	12.266	0.326	73.24
22	60	R	4	Daniel GOUGH	Yamaha - G Force Motorcycles	2:26.721	5	5	13.059	0.793	72.84
23	17	C	5	David PATERSON	Yamaha - Lots of overtime	2:27.677	2	3	14.015	0.956	72.37
24	59	C	6	Neil HESMAN	Yamaha - Farkham Hall	2:30.291	5	5	16.629	2.614	71.11
25	100	R	5	Paul MILLINGTON	Yamaha - www.ypmrc.co.uk	2:32.522	5	5	18.860	2.231	70.07
26	87	R	6	Denise BUTTON	Yamaha -	2:33.478	2	5	19.816	0.956	69.63
27	66	R	7	Neil ZWARTOUW	Yamaha - BUILD SCOPE Extensions & Conversions	2:36.506	5	5	22.844	3.028	68.29
28	78		15	Gary BUTTON	Yamaha -	2:39.727	2	2	26.065	3.221	66.91
29	69	C	7	Mark ELLERAY	Yamaha - Abbot Solutions Ltd	2:48.297	3	4	34.635	8.570	63.50

Snetterton 300
Circuit Length = 2.9689 miles
Start: 10:31 Flag 10:44 End: 10:47

Weather / Track : Bright / Dry

These results are provisional until the conclusion of any judicial and technical matters.

Clerk Of Course :		Timekeeper :

Results can be found at www.tsl-timing.com

Printed - 10:48 Saturday, 19 May 2018

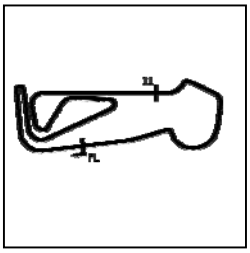

DFDS Seaways Yamaha Past Masters

QUALIFYING - SECTOR ANALYSIS

SECTOR 1 = FL to I1, SECTOR 2 = I1 to FL, DIFF = Difference To Personal Best Lap, P = Crossed Finish Line in Pit Lane, D = Time Disallowed

P1 19 Peter BRANTON Yamaha -

IDEAL LAP TIME : 2:13.662 BEST LAP TIME : 2:13.662 DIFFERENCE : 0.000

LAP	SECTOR 1	SECTOR 2	LAP TIME	MPH	DIFF	TIME OF DAY
1 -	1:34.363	45.483	2:19.846	76.42	6.184	10:34:34.455
2 -	1:30.344	44.263	2:14.607	79.40	0.945	10:36:49.062
3 -	***1:29.553***	***44.109***	***2:13.662 (1)***	***79.96***		***10:39:02.724***
4 -	1:29.943	45.160	2:15.103	79.11	1.441	10:41:17.827
5 -	1:29.784	44.511	2:14.295 **(3)**	79.58	0.633	10:43:32.122
6 -	1:29.986	44.272	2:14.258 **(2)**	79.60	0.596	10:45:46.380

P2 13 Doug EDMONDSON Yamaha - Anyone want to lend me a bike for the Classic TT 201

IDEAL LAP TIME : 2:15.339 BEST LAP TIME : 2:15.339 DIFFERENCE : 0.000

LAP	SECTOR 1	SECTOR 2	LAP TIME	MPH	DIFF	TIME OF DAY
1 -	1:36.421	47.575	2:23.996	74.22	8.657	10:34:39.224
2 -	1:33.340	46.893	2:20.233	76.21	4.894	10:36:59.457
3 -	1:32.698	48.270	2:20.968	75.81	5.629	10:39:20.425
4 -	1:31.106	46.377	2:17.483 **(3)**	77.74	2.144	10:41:37.908
5 -	***1:30.140***	***45.199***	***2:15.339 (1)***	***78.97***		***10:43:53.247***
6 -	1:30.525	46.272	2:16.797 **(2)**	78.13	1.458	10:46:10.044

P3 7 Pete FISHWICK Yamaha -

IDEAL LAP TIME : 2:15.438 BEST LAP TIME : 2:15.438 DIFFERENCE : 0.000

LAP	SECTOR 1	SECTOR 2	LAP TIME	MPH	DIFF	TIME OF DAY
1 -	1:42.534	48.009	2:30.543	70.99	15.105	10:34:51.849
2 -	1:33.844	46.800	2:20.644	75.99	5.206	10:37:12.493
3 -	1:31.345	45.421	2:16.766 **(2)**	78.14	1.328	10:39:29.259
4 -	1:31.457	45.430	2:16.887 **(3)**	78.07	1.449	10:41:46.146
5 -	1:31.753	45.790	2:17.543	77.70	2.105	10:44:03.689
6 -	***1:30.656***	***44.782***	***2:15.438 (1)***	***78.91***		***10:46:19.127***

P4 81 Scott GRANT Yamaha - SEAGER engineering/ Motaa Cycle Parts

IDEAL LAP TIME : 2:15.325 BEST LAP TIME : 2:15.996 DIFFERENCE : 0.671

LAP	SECTOR 1	SECTOR 2	LAP TIME	MPH	DIFF	TIME OF DAY
1 -	1:33.732	45.804	2:19.536	76.59	3.540	10:34:35.334
2 -	***1:29.984***	46.012	***2:15.996 (1)***	***78.59***		***10:36:51.330***
3 -		IN PIT	2:48.536 **P**	63.41	32.540	10:39:39.866
4 -	OUTLAP	45.562	2:20.426	76.11	4.430	10:42:00.292
5 -	1:31.823	***45.341***	2:17.164 **(2)**	77.92	1.168	10:44:17.456
6 -	1:32.094	45.505	2:17.599 **(3)**	77.67	1.603	10:46:35.055

P5 101 Andrew DAVIES Yamaha - GIBSON EXHAUSTS

IDEAL LAP TIME : 2:16.995 BEST LAP TIME : 2:17.149 DIFFERENCE : 0.154

LAP	SECTOR 1	SECTOR 2	LAP TIME	MPH	DIFF	TIME OF DAY
1 -	1:40.905	47.378	2:28.283	72.07	11.134	10:34:48.742
2 -	1:33.715	46.612	2:20.327	76.16	3.178	10:37:09.069
3 -	1:31.880	***45.395***	2:17.275 **(2)**	77.85	0.126	10:39:26.344
4 -	1:32.774	45.804	2:18.578 **(3)**	77.12	1.429	10:41:44.922
5 -	1:32.001	46.720	2:18.721	77.04	1.572	10:44:03.643
6 -	***1:31.600***	45.549	***2:17.149 (1)***	***77.93***		***10:46:20.792***

P6 4 Denis HALIL Yamaha - D & A AUTOS

IDEAL LAP TIME : 2:17.159 BEST LAP TIME : 2:17.159 DIFFERENCE : 0.000

LAP	SECTOR 1	SECTOR 2	LAP TIME	MPH	DIFF	TIME OF DAY
1 -	1:38.491	48.031	2:26.522	72.94	9.363	10:34:42.991
2 -	1:34.369	46.681	2:21.050	75.77	3.891	10:37:04.041
3 -	1:34.485	47.373	2:21.858	75.34	4.699	10:39:25.899
4 -	1:33.693	46.246	2:19.939 **(3)**	76.37	2.780	10:41:45.838
5 -	1:32.216	46.233	2:18.449 **(2)**	77.19	1.290	10:44:04.287

Snetterton 300
Circuit Length = 2.9689 miles
Start: 10:31 Flag 10:44 End: 10:47

Weather / Track : Bright / Dry

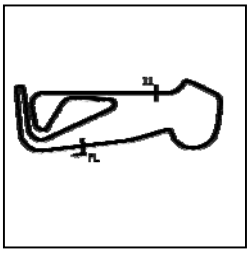

DFDS Seaways Yamaha Past Masters

QUALIFYING - SECTOR ANALYSIS

SECTOR 1 = FL to I1, SECTOR 2 = I1 to FL, DIFF = Difference To Personal Best Lap, P = Crossed Finish Line in Pit Lane, D = Time Disallowed

6 -	***1:31.649***	***45.510***	***2:17.159***	***(1)***	***77.92***	***10:46:21.446***

P7 74 Paul WHITBY Yamaha -

IDEAL LAP TIME : 2:17.476 BEST LAP TIME : 2:17.476 DIFFERENCE : 0.000

LAP	SECTOR 1	SECTOR 2	LAP TIME		MPH	DIFF	TIME OF DAY
1 -	1:38.827	47.488	2:26.315		73.04	8.839	10:34:46.240
2 -	1:32.639	46.275	2:18.914	**(3)**	76.94	1.438	10:37:05.154
3 -	1:33.309	46.841	2:20.150		76.26	2.674	10:39:25.304
4 -	1:32.981	46.092	2:19.073		76.85	1.597	10:41:44.377
5 -	1:32.365	46.365	2:18.730	**(2)**	77.04	1.254	10:44:03.107
6 -	***1:31.711***	***45.765***	***2:17.476***	***(1)***	***77.74***		***10:46:20.583***

P8 70 C Andrew BURSCOUGH Yamaha - Apollo Tuning

IDEAL LAP TIME : 2:17.487 BEST LAP TIME : 2:17.487 DIFFERENCE : 0.000

LAP	SECTOR 1	SECTOR 2	LAP TIME		MPH	DIFF	TIME OF DAY
1 -	1:36.556	46.263	2:22.819		74.83	5.332	10:34:40.882
2 -	***1:31.279***	***46.208***	***2:17.487***	***(1)***	***77.73***		***10:36:58.369***
3 -	1:32.326	47.298	2:19.624		76.54	2.137	10:39:17.993
4 -	1:32.632	46.609	2:19.241	**(3)**	76.75	1.754	10:41:37.234
5 -	1:32.448	47.560	2:20.008		76.33	2.521	10:43:57.242
6 -	1:32.323	46.909	2:19.232	**(2)**	76.76	1.745	10:46:16.474

P9 125 Ben MILES Yamaha - Gibson Exhaust

IDEAL LAP TIME : 2:17.178 BEST LAP TIME : 2:17.624 DIFFERENCE : 0.446

LAP	SECTOR 1	SECTOR 2	LAP TIME		MPH	DIFF	TIME OF DAY
1 -	1:39.276	47.846	2:27.122		72.64	9.498	10:34:44.231
2 -	1:33.833	46.023	2:19.856		76.42	2.232	10:37:04.087
3 -	1:32.524	***45.563***	2:18.087	**(2)**	77.40	0.463	10:39:22.174
4 -	1:32.277	46.107	2:18.384	**(3)**	77.23	0.760	10:41:40.558
5 -	1:33.307	46.615	2:19.922		76.38	2.298	10:44:00.480
6 -	***1:31.615***	46.009	***2:17.624***	***(1)***	***77.66***		***10:46:18.104***

P10 88 Michael STANLEY Yamaha -

IDEAL LAP TIME : 2:17.689 BEST LAP TIME : 2:17.709 DIFFERENCE : 0.020

LAP	SECTOR 1	SECTOR 2	LAP TIME		MPH	DIFF	TIME OF DAY
1 -	1:38.389	47.581	2:25.970		73.22	8.261	10:34:44.855
2 -	1:33.856	46.943	2:20.799		75.91	3.090	10:37:05.654
3 -	1:33.104	47.222	2:20.326		76.16	2.617	10:39:25.980
4 -	1:32.522	46.291	2:18.813	**(3)**	76.99	1.104	10:41:44.793
5 -	***1:31.740***	45.969	***2:17.709***	***(1)***	***77.61***		***10:44:02.502***
6 -	1:31.767	***45.949***	2:17.716	**(2)**	77.60	0.007	10:46:20.218

P11 61 Paul WELCH Yamaha -

IDEAL LAP TIME : 2:18.681 BEST LAP TIME : 2:19.173 DIFFERENCE : 0.492

LAP	SECTOR 1	SECTOR 2	LAP TIME		MPH	DIFF	TIME OF DAY
1 -	1:35.988	46.700	2:22.688		74.90	3.515	10:34:38.230
2 -	1:33.364	46.669	2:20.033		76.32	0.860	10:36:58.263
3 -	1:33.290	47.056	2:20.346		76.15	1.173	10:39:18.609
4 -	1:32.623	46.805	2:19.428	**(2)**	76.65	0.255	10:41:38.037
5 -	***1:32.207***	47.619	2:19.826	**(3)**	76.43	0.653	10:43:57.863
6 -	1:32.699	***46.474***	***2:19.173***	***(1)***	***76.79***		***10:46:17.036***

P12 97 Reece GUYETT Yamaha - rose mot

IDEAL LAP TIME : 2:18.438 BEST LAP TIME : 2:19.411 DIFFERENCE : 0.973

LAP	SECTOR 1	SECTOR 2	LAP TIME		MPH	DIFF	TIME OF DAY
1 -	1:35.058	46.987	2:22.045		75.24	2.634	10:34:38.661
2 -	1:32.987	46.599	2:19.586	**(2)**	76.56	0.175	10:36:58.247
3 -	1:33.706	***46.181***	2:19.887		76.40	0.476	10:39:18.134

Weather / Track : Bright / Dry

Snetterton 300
Circuit Length = 2.9689 miles
Start: 10:31 Flag 10:44 End: 10:47

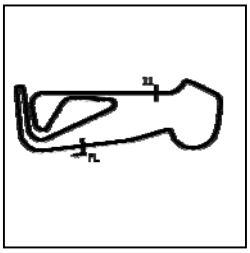

DFDS Seaways Yamaha Past Masters

QUALIFYING - SECTOR ANALYSIS

SECTOR 1 = FL to I1, SECTOR 2 = I1 to FL, DIFF = Difference To Personal Best Lap, P = Crossed Finish Line in Pit Lane, D = Time Disallowed

4 -	1:32.743	46.668	***2:19.411***	***(1)***	***76.66***		***10:41:37.545***
5 -	***1:32.257***	47.430	2:19.687	**(3)**	76.51	0.276	10:43:57.232
6 -	1:34.135	46.949	2:21.084		75.75	1.673	10:46:18.316

P13 24 R Scott CARSON

Yamaha - Two wheel technics

IDEAL LAP TIME : 2:19.765 BEST LAP TIME : 2:20.357 DIFFERENCE : 0.592

LAP	SECTOR 1	SECTOR 2	LAP TIME		MPH	DIFF	TIME OF DAY
1 -	1:38.020	47.930	2:25.950		73.23	5.593	10:34:42.886
2 -	1:33.821	47.361	2:21.182		75.70	0.825	10:37:04.068
3 -	1:34.259	46.895	2:21.154		75.71	0.797	10:39:25.222
4 -	1:33.802	***46.619***	2:20.421	**(3)**	76.11	0.064	10:41:45.643
5 -	***1:33.146***	47.257	2:20.403	**(2)**	76.12	0.046	10:44:06.046
6 -	1:33.508	46.849	***2:20.357***	***(1)***	***76.14***		***10:46:26.403***

P14 57 R Geoff MOOK

Yamaha -

IDEAL LAP TIME : 2:20.539 BEST LAP TIME : 2:20.539 DIFFERENCE : 0.000

LAP	SECTOR 1	SECTOR 2	LAP TIME		MPH	DIFF	TIME OF DAY
1 -	1:47.256	48.667	2:35.923		68.54	15.384	10:35:16.762
2 -	1:37.401	46.991	2:24.392		74.02	3.853	10:37:41.154
3 -	1:34.656	47.083	2:21.739	**(3)**	75.40	1.200	10:40:02.893
4 -	1:35.087	47.115	2:22.202		75.16	1.663	10:42:25.095
5 -	1:34.740	46.810	2:21.550	**(2)**	75.50	1.011	10:44:46.645
6 -	***1:33.926***	***46.613***	***2:20.539***	***(1)***	***76.05***		***10:47:07.184***

P15 5 Max HOUSE

Yamaha -

IDEAL LAP TIME : 2:20.548 BEST LAP TIME : 2:20.621 DIFFERENCE : 0.073

LAP	SECTOR 1	SECTOR 2	LAP TIME		MPH	DIFF	TIME OF DAY
1 -	1:42.744	47.210	2:29.954		71.27	9.333	10:34:51.126
2 -	1:34.281	47.064	2:21.345		75.61	0.724	10:37:12.471
3 -	1:33.871	46.750	***2:20.621***	***(1)***	***76.00***		***10:39:33.092***
4 -	1:34.252	47.012	2:21.264		75.66	0.643	10:41:54.356
5 -	***1:33.807***	47.008	2:20.815	**(2)**	75.90	0.194	10:44:15.171
6 -	1:34.405	***46.741***	2:21.146	**(3)**	75.72	0.525	10:46:36.317

P16 83 C Paul GODBOLD

Yamaha - Hill farm tree services

IDEAL LAP TIME : 2:20.692 BEST LAP TIME : 2:20.692 DIFFERENCE : 0.000

LAP	SECTOR 1	SECTOR 2	LAP TIME		MPH	DIFF	TIME OF DAY
1 -	1:40.760	47.837	2:28.597		71.92	7.905	10:34:47.019
2 -	1:34.930	47.362	2:22.292	**(3)**	75.11	1.600	10:37:09.311
3 -	1:34.456	47.237	2:21.693	**(2)**	75.43	1.001	10:39:31.004
4 -	***1:33.612***	***47.080***	***2:20.692***	***(1)***	***75.96***		***10:41:51.696***

P17 11 C Paul MIDDLETON

Yamaha - Whizzard Racing

IDEAL LAP TIME : 2:20.877 BEST LAP TIME : 2:21.259 DIFFERENCE : 0.382

LAP	SECTOR 1	SECTOR 2	LAP TIME		MPH	DIFF	TIME OF DAY
1 -	1:38.679	49.412	2:28.091		72.17	6.832	10:34:44.210
2 -	1:35.829	***47.127***	2:22.956	**(3)**	74.76	1.697	10:37:07.166
3 -	***1:33.750***	47.509	***2:21.259***	***(1)***	***75.66***		***10:39:28.425***
4 -	1:34.903	47.582	2:22.485	**(2)**	75.01	1.226	10:41:50.910
5 -	1:36.256	47.913	2:24.169		74.13	2.910	10:44:15.079
6 -	1:36.074	47.832	2:23.906		74.27	2.647	10:46:38.985

P18 50 Graham HIGLETT

Yamaha -

IDEAL LAP TIME : 2:22.031 BEST LAP TIME : 2:22.188 DIFFERENCE : 0.157

LAP	SECTOR 1	SECTOR 2	LAP TIME		MPH	DIFF	TIME OF DAY
1 -	1:47.824	49.976	2:37.800		67.73	15.612	10:35:18.923
2 -	1:38.737	47.868	2:26.605		72.90	4.417	10:37:45.528
3 -	1:36.450	47.041	2:23.491	**(3)**	74.48	1.303	10:40:09.019

Weather / Track : Bright / Dry

Snetterton 300
Circuit Length = 2.9689 miles
Start: 10:31 Flag 10:44 End: 10:47

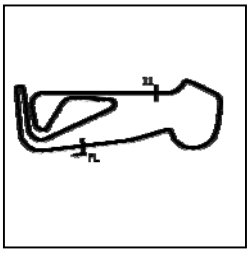

DFDS Seaways Yamaha Past Masters

QUALIFYING - SECTOR ANALYSIS

SECTOR 1 = FL to I1, SECTOR 2 = I1 to FL, DIFF = Difference To Personal Best Lap, P = Crossed Finish Line in Pit Lane, D = Time Disallowed

4 -	***1:35.063***	47.549	2:22.612 **(2)**	74.94	0.424	10:42:31.631
5 -	1:35.220	***46.968***	***2:22.188*** **(1)**	***75.16***		***10:44:53.819***

P19 40 C Douglas BEACOCK Yamaha -

IDEAL LAP TIME : 2:25.215 BEST LAP TIME : 2:25.215 DIFFERENCE : 0.000

LAP	SECTOR 1	SECTOR 2	LAP TIME	MPH	DIFF	TIME OF DAY
1 -	1:44.586	49.413	2:33.999	69.40	8.784	10:35:11.729
2 -	1:38.645	48.970	2:27.615 **(3)**	72.40	2.400	10:37:39.344
3 -	1:38.639	48.991	2:27.630	72.39	2.415	10:40:06.974
4 -	1:37.216	48.958	2:26.174 **(2)**	73.11	0.959	10:42:33.148
5 -	***1:37.014***	***48.201***	***2:25.215*** **(1)**	***73.60***		***10:44:58.363***

P20 21 Ben HUNTER Yamaha -

IDEAL LAP TIME : 2:24.072 BEST LAP TIME : 2:25.602 DIFFERENCE : 1.530

LAP	SECTOR 1	SECTOR 2	LAP TIME	MPH	DIFF	TIME OF DAY
1 -	1:38.711	***48.072***	2:26.783 **(2)**	72.81	1.181	10:34:45.955
2 -	***1:36.000***	49.602	***2:25.602*** **(1)**	***73.40***		***10:37:11.557***

P21 95 R Simon CLARK Yamaha - Towan Motors

IDEAL LAP TIME : 2:25.928 BEST LAP TIME : 2:25.928 DIFFERENCE : 0.000

LAP	SECTOR 1	SECTOR 2	LAP TIME	MPH	DIFF	TIME OF DAY
1 -	1:44.713	49.191	2:33.904 **(2)**	69.44	7.976	10:35:11.279
2 -	***1:37.846***	***48.082***	***2:25.928*** **(1)**	***73.24***		***10:37:37.207***

P22 60 R Daniel GOUGH Yamaha - G Force Motorcycles

IDEAL LAP TIME : 2:26.359 BEST LAP TIME : 2:26.721 DIFFERENCE : 0.362

LAP	SECTOR 1	SECTOR 2	LAP TIME	MPH	DIFF	TIME OF DAY
1 -	1:40.850	50.837	2:31.687	70.46	4.966	10:35:08.636
2 -	1:37.855	50.255	2:28.110 **(3)**	72.16	1.389	10:37:36.746
3 -	1:38.766	***49.615***	2:28.381	72.03	1.660	10:40:05.127
4 -	1:37.172	49.645	2:26.817 **(2)**	72.79	0.096	10:42:31.944
5 -	***1:36.744***	49.977	***2:26.721*** **(1)**	***72.84***		***10:44:58.665***

P23 17 C David PATERSON Yamaha - Lots of overtime

IDEAL LAP TIME : 2:27.677 BEST LAP TIME : 2:27.677 DIFFERENCE : 0.000

LAP	SECTOR 1	SECTOR 2	LAP TIME	MPH	DIFF	TIME OF DAY
1 -	1:44.648	51.819	2:36.467 **(3)**	68.30	8.790	10:35:16.753
2 -	***1:38.681***	***48.996***	***2:27.677*** **(1)**	***72.37***		***10:37:44.430***
3 -	1:41.216	51.505	2:32.721 **(2)**	69.98	5.044	10:40:17.151

P24 59 C Neil HESMAN Yamaha - Farkham Hall

IDEAL LAP TIME : 2:29.310 BEST LAP TIME : 2:30.291 DIFFERENCE : 0.981

LAP	SECTOR 1	SECTOR 2	LAP TIME	MPH	DIFF	TIME OF DAY
1 -	1:44.655	50.222	2:34.877	69.01	4.586	10:35:13.067
2 -	1:40.851	***49.505***	2:30.356 **(2)**	71.08	0.065	10:37:43.423
3 -	1:42.398	51.588	2:33.986	69.40	3.695	10:40:17.409
4 -	1:41.113	51.196	2:32.309 **(3)**	70.17	2.018	10:42:49.718
5 -	***1:39.805***	50.486	***2:30.291*** **(1)**	***71.11***		***10:45:20.009***

P25 100 R Paul MILLINGTON Yamaha - www.ypmrc.co.uk

IDEAL LAP TIME : 2:32.522 BEST LAP TIME : 2:32.522 DIFFERENCE : 0.000

LAP	SECTOR 1	SECTOR 2	LAP TIME	MPH	DIFF	TIME OF DAY
1 -	1:56.095	55.451	2:51.546	62.30	19.024	10:35:33.475
2 -	1:48.298	53.852	2:42.150	65.91	9.628	10:38:15.625
3 -	1:46.901	51.926	2:38.827 **(3)**	67.29	6.305	10:40:54.452
4 -	1:44.856	50.920	2:35.776 **(2)**	68.61	3.254	10:43:30.228
5 -	***1:41.921***	***50.601***	***2:32.522*** **(1)**	***70.07***		***10:46:02.750***

Weather / Track : Bright / Dry

Snetterton 300
Circuit Length = 2.9689 miles
Start: 10:31 Flag 10:44 End: 10:47

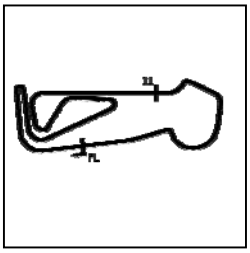

DFDS Seaways Yamaha Past Masters

QUALIFYING - SECTOR ANALYSIS

SECTOR 1 = FL to I1, SECTOR 2 = I1 to FL, DIFF = Difference To Personal Best Lap, P = Crossed Finish Line in Pit Lane, D = Time Disallowed

P26 87 R Denise BUTTON Yamaha -

IDEAL LAP TIME : 2:33.062 BEST LAP TIME : 2:33.478 DIFFERENCE : 0.416

LAP	SECTOR 1	SECTOR 2	LAP TIME	MPH	DIFF	TIME OF DAY
1 -	1:46.034	***50.858***	2:36.892	68.12	3.414	10:35:17.816
2 -	***1:42.204***	51.274	***2:33.478*** **(1)**	***69.63***		***10:37:51.294***
3 -	1:42.490	51.387	2:33.877	69.45	0.399	10:40:25.171
4 -	1:42.676	51.082	2:33.758 **(3)**	69.51	0.280	10:42:58.929
5 -	1:42.413	51.184	2:33.597 **(2)**	69.58	0.119	10:45:32.526

P27 66 R Neil ZWARTOUW Yamaha - BUILD SCOPE Extensions & Conversions

IDEAL LAP TIME : 2:36.474 BEST LAP TIME : 2:36.506 DIFFERENCE : 0.032

LAP	SECTOR 1	SECTOR 2	LAP TIME	MPH	DIFF	TIME OF DAY
1 -	1:54.271	55.839	2:50.110	62.83	13.604	10:35:31.739
2 -	***1:44.282***	52.814	2:37.096 **(2)**	68.03	0.590	10:38:08.835
3 -	1:46.015	53.380	2:39.395	67.05	2.889	10:40:48.230
4 -	1:44.922	53.614	2:38.536 **(3)**	67.41	2.030	10:43:26.766
5 -	1:44.314	***52.192***	***2:36.506*** **(1)**	***68.29***		***10:46:03.272***

P28 78 Gary BUTTON Yamaha -

IDEAL LAP TIME : 2:37.881 BEST LAP TIME : 2:39.727 DIFFERENCE : 1.846

LAP	SECTOR 1	SECTOR 2	LAP TIME	MPH	DIFF	TIME OF DAY
1 -	1:53.923	55.047	2:48.970 **(2)**	63.25	9.243	10:35:31.844
2 -	1:47.050	***52.677***	***2:39.727*** **(1)**	***66.91***		***10:38:11.571***

P29 69 C Mark ELLERAY Yamaha - Abbot Solutions Ltd

IDEAL LAP TIME : 2:48.080 BEST LAP TIME : 2:48.297 DIFFERENCE : 0.217

LAP	SECTOR 1	SECTOR 2	LAP TIME	MPH	DIFF	TIME OF DAY
1 -	2:01.466	***56.013***	2:57.479	60.22	9.182	10:35:38.111
2 -	1:52.431	56.584	2:49.015 **(2)**	63.23	0.718	10:38:27.126
3 -	***1:52.067***	56.230	***2:48.297*** **(1)**	***63.50***		***10:41:15.423***
4 -	1:53.489	57.863	2:51.352 **(3)**	62.37	3.055	10:44:06.775

Weather / Track : Bright / Dry

Snetterton 300
Circuit Length = 2.9689 miles
Start: 10:31 Flag 10:44 End: 10:47

DFDS Seaways Yamaha Past Masters

QUALIFYING - BEST SECTORS

SECTOR 1				SECTOR 2			IDEAL / BEST COMPARISON					
POS	NO	NAME	TIME	NO	NAME	TIME	POS	NO	NAME	IDEAL	BEST	DIFF
									PERFECT LAP	2:13.662		
1	19	BRANTON	**1:29.553**	19	BRANTON	**44.109**	*1*	19	BRANTON	2:13.662	2:13.662	0.000
2	81	GRANT	**1:29.984**	7	FISHWICK	**44.782**	*2*	81	GRANT	2:15.325	2:15.996	0.671
3	13	EDMONDSON	**1:30.140**	13	EDMONDSON	**45.199**	*3*	13	EDMONDSON	2:15.339	2:15.339	0.000
4	7	FISHWICK	**1:30.656**	81	GRANT	**45.341**	*4*	7	FISHWICK	2:15.438	2:15.438	0.000
5	70	BURSCOUGH	**1:31.279**	101	DAVIES	**45.395**	*5*	101	DAVIES	2:16.995	2:17.149	0.154
6	101	DAVIES	**1:31.600**	4	HALIL	**45.510**	*6*	4	HALIL	2:17.159	2:17.159	0.000
7	125	MILES	**1:31.615**	125	MILES	**45.563**	*7*	125	MILES	2:17.178	2:17.624	0.446
8	4	HALIL	**1:31.649**	74	WHITBY	**45.765**	*8*	74	WHITBY	2:17.476	2:17.476	0.000
9	74	WHITBY	**1:31.711**	88	STANLEY	**45.949**	*9*	70	BURSCOUGH	2:17.487	2:17.487	0.000
10	88	STANLEY	**1:31.740**	97	GUYETT	**46.181**	*10*	88	STANLEY	2:17.689	2:17.709	0.020
11	61	WELCH	**1:32.207**	70	BURSCOUGH	**46.208**	*11*	97	GUYETT	2:18.438	2:19.411	0.973
12	97	GUYETT	**1:32.257**	61	WELCH	**46.474**	*12*	61	WELCH	2:18.681	2:19.173	0.492
13	24	CARSON	**1:33.146**	57	MOOK	**46.613**	*13*	24	CARSON	2:19.765	2:20.357	0.592
14	83	GODBOLD	**1:33.612**	24	CARSON	**46.619**	*14*	57	MOOK	2:20.539	2:20.539	0.000
15	11	MIDDLETON	**1:33.750**	5	HOUSE	**46.741**	*15*	5	HOUSE	2:20.548	2:20.621	0.073
16	5	HOUSE	**1:33.807**	50	HIGLETT	**46.968**	*16*	83	GODBOLD	2:20.692	2:20.692	0.000
17	57	MOOK	**1:33.926**	83	GODBOLD	**47.080**	*17*	11	MIDDLETON	2:20.877	2:21.259	0.382
18	50	HIGLETT	**1:35.063**	11	MIDDLETON	**47.127**	*18*	50	HIGLETT	2:22.031	2:22.188	0.157
19	21	HUNTER	**1:36.000**	21	HUNTER	**48.072**	*19*	21	HUNTER	2:24.072	2:25.602	1.530
20	60	GOUGH	**1:36.744**	95	CLARK	**48.082**	*20*	40	BEACOCK	2:25.215	2:25.215	0.000
21	40	BEACOCK	**1:37.014**	40	BEACOCK	**48.201**	*21*	95	CLARK	2:25.928	2:25.928	0.000
22	95	CLARK	**1:37.846**	17	PATERSON	**48.996**	*22*	60	GOUGH	2:26.359	2:26.721	0.362
23	17	PATERSON	**1:38.681**	59	HESMAN	**49.505**	*23*	17	PATERSON	2:27.677	2:27.677	0.000
24	59	HESMAN	**1:39.805**	60	GOUGH	**49.615**	*24*	59	HESMAN	2:29.310	2:30.291	0.981
25	100	MILLINGTON	**1:41.921**	100	MILLINGTON	**50.601**	*25*	100	MILLINGTON	2:32.522	2:32.522	0.000
26	87	BUTTON	**1:42.204**	87	BUTTON	**50.858**	*26*	87	BUTTON	2:33.062	2:33.478	0.416
27	66	ZWARTOUW	**1:44.282**	66	ZWARTOUW	**52.192**	*27*	66	ZWARTOUW	2:36.474	2:36.506	0.032
28	78	BUTTON	**1:45.204**	78	BUTTON	**52.677**	*28*	78	BUTTON	2:37.881	2:39.727	1.846
29	69	ELLERAY	**1:52.067**	69	ELLERAY	**56.013**	*29*	69	ELLERAY	2:48.080	2:48.297	0.217

Weather / Track : Bright / Dry

Snetterton 300
Circuit Length = 2.9689 miles
Start: 10:31 Flag 10:44 End: 10:47

Results can be found at www.tsl-timing.com

Printed - 10:50 Saturday, 19 May 2018

DFDS Seaways Yamaha Past Masters

RACE 6 - GRID (5 Laps)

ROW 10	30	67	Mark BAILEY	29	69	Mark ELLERAY (2:48.297)	28	78 Gary BUTTON (2:39.727)
ROW 9	27	66	Neil ZWARTOUW (2:36.506)	26	87	Denise BUTTON (2:33.478)	25	100 Paul MILLINGTON (2:32.522)
ROW 8	24	59	Neil HESMAN (2:30.291)	23	17	David PATERSON (2:27.677)	22	60 Daniel GOUGH (2:26.721)
ROW 7	21	95	Simon CLARK (2:25.928)	20	21	Ben HUNTER (2:25.602)	19	40 Douglas BEACOCK (2:25.215)
ROW 6	18	50	Graham HIGLETT (2:22.188)	17	11	Paul MIDDLETON (2:21.259)	16	83 Paul GODBOLD (2:20.692)
ROW 5	15	5	Max HOUSE (2:20.621)	14	57	Geoff MOOK (2:20.539)	13	24 Scott CARSON (2:20.357)
ROW 4	12	97	Reece GUYETT (2:19.411)	11	61	Paul WELCH (2:19.173)	10	88 Michael STANLEY (2:17.709)
ROW 3	9	125	Ben MILES (2:17.624)	8	70	Andrew BURSCOUGH (2:17.487)	7	74 Paul WHITBY (2:17.476)
ROW 2	6	4	Denis HALIL (2:17.159)	5	101	Andrew DAVIES (2:17.149)	4	81 Scott GRANT (2:15.996)
ROW 1	3	7	Pete FISHWICK (2:15.438)	2	13	Doug EDMONDSON (2:15.339)	1	19 Peter BRANTON (2:13.662) **Pole**

Snetterton 300
Circuit Length = 2.9689 miles

These results are provisional until the conclusion of any judicial and technical matters.

Clerk Of Course :		Timekeeper :

Results can be found at www.tsl-timing.com

Printed - 10:51 Saturday, 19 May 2018

DFDS Seaways Yamaha Past Masters

RACE 6 - CLASSIFICATION

POS	NO	CL	PIC	NAME	ENTRY	LAPS	TIME	GAP	DIFF	MPH	BEST	ON
1	**19**		1	Peter BRANTON	Yamaha -	**5**	11:12.986			79.40	**2:12.661**	3
2	**125**		2	Ben MILES	Yamaha - Gibson Exhaust	**5**	11:23.540	**10.554**	10.554	78.18	**2:13.545**	5
3	**81**		3	Scott GRANT	Yamaha - SEAGER engineering/ Motaa Cycle Parts	**5**	11:25.509	**12.523**	1.969	77.95	**2:15.010**	5
4	**7**		4	Pete FISHWICK	Yamaha -	**5**	11:27.847	**14.861**	2.338	77.69	**2:14.823**	5
5	**70**	C	1	Andrew BURSCOUGH	Yamaha - Apollo Tuning	**5**	11:28.065	**15.079**	0.218	77.66	**2:15.720**	5
6	**61**		5	Paul WELCH	Yamaha -	**5**	11:29.830	**16.844**	1.765	77.46	**2:15.902**	4
7	**97**		6	Reece GUYETT	Yamaha - rose mot	**5**	11:30.532	**17.546**	0.702	77.39	**2:15.798**	3
8	**74**		7	Paul WHITBY	Yamaha -	**5**	11:30.648	**17.662**	0.116	77.37	**2:15.425**	2
9	**101**		8	Andrew DAVIES	Yamaha - GIBSON EXHAUSTS	**5**	11:32.102	**19.116**	1.454	77.21	**2:16.814**	5
10	**88**		9	Michael STANLEY	Yamaha -	**5**	11:43.278	**30.292**	11.176	75.98	**2:18.783**	4
11	**24**	R	1	Scott CARSON	Yamaha - Two wheel technics	**5**	11:45.077	**32.091**	1.799	75.79	**2:19.008**	5
12	**5**		10	Max HOUSE	Yamaha -	**5**	11:59.636	**46.650**	14.559	74.26	**2:22.256**	5
13	**57**	R	2	Geoff MOOK	Yamaha -	**5**	11:59.890	**46.904**	0.254	74.23	**2:21.851**	5
14	**83**	C	2	Paul GODBOLD	Yamaha - Hill farm tree services	**5**	11:59.986	**47.000**	0.096	74.22	**2:21.976**	3
15	**11**	C	3	Paul MIDDLETON	Yamaha - Whizzard Racing	**5**	12:05.029	**52.043**	5.043	73.70	**2:21.091**	3
16	**21**		11	Ben HUNTER	Yamaha -	**5**	12:10.382	**57.396**	5.353	73.16	**2:23.744**	3
17	**40**	C	4	Douglas BEACOCK	Yamaha -	**5**	12:20.863	**1:07.877**	10.481	72.13	**2:25.979**	2
18	**60**	R	3	Daniel GOUGH	Yamaha - G Force Motorcycles	**5**	12:23.740	**1:10.754**	2.877	71.85	**2:24.592**	5
19	**17**	C	5	David PATERSON	Yamaha - Lots of overtime	**5**	12:38.734	**1:25.748**	14.994	70.43	**2:27.947**	2
20	**100**	R	4	Paul MILLINGTON	Yamaha - www.ypmrc.co.uk	**5**	12:40.563	**1:27.577**	1.829	70.26	**2:29.643**	2
21	**87**	R	5	Denise BUTTON	Yamaha -	**5**	12:49.446	**1:36.460**	8.883	69.45	**2:31.346**	2
22	**78**		12	Gary BUTTON	Yamaha -	**5**	12:59.649	**1:46.663**	10.203	68.54	**2:33.140**	5
23	**66**	R	6	Neil ZWARTOUW	Yamaha - BUILD SCOPE Extensions & Conversions	**5**	12:59.985	**1:46.999**	0.336	68.51	**2:33.483**	5
24	**69**	C	6	Mark ELLERAY	Yamaha - Abbot Solutions Ltd	**4**	11:19.612	**1 Lap**	1 Lap	62.90	**2:46.071**	4
				NOT CLASSIFIED								
DNF	**50**			Graham HIGLETT	Yamaha -	**4**	9:37.688	**1 Lap**		74.00	**2:20.700**	3
DNF	**4**			Denis HALIL	Yamaha - D & A AUTOS	**1**	2:29.597	**4 Laps**	3 Laps	71.44	**2:29.597**	1
DNF	**59**	C		Neil HESMAN	Yamaha - Farkham Hall	**0**						
DQ	**13 ***			Doug EDMONDSON	Yamaha - Anyone want to lend me a bike for the Cla	**0**						

FASTEST LAP

19		Peter BRANTON	Yamaha -	**3**	2:12.661	80.56 mph	129.65 kph
70	C	Andrew BURSCOUGH	Yamaha - Apollo Tuning	**5**	2:15.720	78.75 mph	126.73 kph
24	R	Scott CARSON	Yamaha - Two wheel technics	**5**	2:19.008	76.88 mph	123.73 kph

***No 13 - Disqualified from race result, technical infringement**
Class - 92.5% of Race Speed = 73.44 mph
Class C - 92.5% of Race Speed = 71.83 mph
Class R - 92.5% of Race Speed = 70.10 mph

Snetterton 300
Circuit Length = 2.9689 miles
Start: 13:58 Flag 14:09 End: 14:11

Weather / Track : Sunny / Dry
These results are provisional until the conclusion of any judicial and technical matters.

Clerk Of Course :		Timekeeper :

Results can be found at www.tsl-timing.com

Printed - 14:53 Saturday, 19 May 2018

DFDS Seaways Yamaha Past Masters

RACE 6 - LAP CHART

LAP 1 @ 14:00:56.201

NO	BEHIND	LAP TIME
19		2:20.626
81	0.694	2:21.320
70	1.461	2:22.087
101	2.347	2:22.973
7	2.405	2:23.031
125	2.418	2:23.044
97	2.675	2:23.301
74	3.695	2:24.321
61	4.485	2:25.111
88	5.290	2:25.916
24	7.003	2:27.629
5	8.773	2:29.399
4	8.971	2:29.597
57	9.593	2:30.219
83	9.767	2:30.393
11	12.008	2:32.634
50	12.283	2:32.909
40	12.332	2:32.958
21	13.095	2:33.721
17	16.281	2:36.907
60	16.697	2:37.323
100	17.160	2:37.786
87	19.808	2:40.434
66	22.236	2:42.862
78	24.442	2:45.068
69	37.352	2:57.978

LAP 2 @ 14:03:09.778

NO	BEHIND	LAP TIME
19		2:13.577
81	2.763	2:15.646
70	3.965	2:16.081
125	4.401	2:15.560
7	4.677	2:15.849
74	5.543	2:15.425
97	6.132	2:17.034
101	6.296	2:17.526
61	6.928	2:16.020
88	10.627	2:18.914
24	13.166	2:19.740
5	18.448	2:23.252
83	18.716	2:22.526
57	19.708	2:23.692
50	20.420	2:21.714
11	20.995	2:22.564
21	23.965	2:24.447
40	24.734	2:25.979
17	30.651	2:27.947
60	30.900	2:27.780
100	33.226	2:29.643
87	37.577	2:31.346
66	43.179	2:34.520
78	44.303	2:33.438
69	1:11.867	2:48.092

LAP 3 @ 14:05:22.439

NO	BEHIND	LAP TIME
19		2:12.661
81	8.002	2:17.900
70	8.354	2:17.050
125	8.397	2:16.657
7	9.230	2:17.214
97	9.269	2:15.798
74	9.759	2:16.877
61	10.814	2:16.547
101	11.449	2:17.814
88	17.828	2:19.862
24	19.959	2:19.454
83	28.031	2:21.976
5	28.240	2:22.453
50	28.459	2:20.700
57	29.110	2:22.063
11	29.425	2:21.091
21	35.048	2:23.744
40	39.091	2:27.018
60	45.080	2:26.841
17	48.173	2:30.183
100	51.025	2:30.460
87	56.835	2:31.919
66	1:04.255	2:33.737
78	1:05.817	2:34.175
69	1:46.677	2:47.471

LAP 4 @ 14:07:35.612

NO	BEHIND	LAP TIME
19		2:13.173
125	9.958	2:14.734
81	10.462	2:15.633
70	12.308	2:17.127
97	12.954	2:16.858
7	12.987	2:16.930
74	13.246	2:16.660
61	13.543	2:15.902
101	15.251	2:16.975
88	23.438	2:18.783
24	26.032	2:19.246
5	37.343	2:22.276
83	37.374	2:22.516
50	37.651	2:22.365
57	38.002	2:22.065
11	38.366	2:22.114
21	46.014	2:24.139
40	53.360	2:27.442
60	59.111	2:27.204
17	1:06.318	2:31.318
100	1:09.941	2:32.089
87	1:15.395	2:31.733
66	1:26.465	2:35.383
78	1:26.472	2:33.828

LAP 5 @ 14:09:48.561

NO	BEHIND	LAP TIME
19		2:12.949
69	1 Lap	2:46.071
125	10.554	2:13.545
81	12.523	2:15.010
7	14.861	2:14.823
70	15.079	2:15.720
61	16.844	2:16.250
97	17.546	2:17.541
74	17.662	2:17.365
101	19.116	2:16.814
88	30.292	2:19.803
24	32.091	2:19.008
5	46.650	2:22.256
57	46.904	2:21.851
83	47.000	2:22.575
11	52.043	2:26.626
21	57.396	2:24.331
40	1:07.877	2:27.466
60	1:10.754	2:24.592
17	1:25.748	2:32.379
100	1:27.577	2:30.585
87	1:36.460	2:34.014
78	1:46.663	2:33.140
66	1:46.999	2:33.483

Weather / Track : Sunny / Dry

Snetterton 300
Circuit Length = 2.9689 miles
Start: 13:58 Flag 14:09 End: 14:11

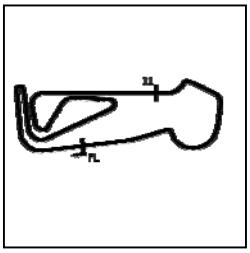

DFDS Seaways Yamaha Past Masters

RACE 6 - SECTOR ANALYSIS

SECTOR 1 = FL to I1, SECTOR 2 = I1 to FL, DIFF = Difference To Personal Best Lap, P = Crossed Finish Line in Pit Lane, D = Time Disallowed

P1 19 Peter BRANTON Yamaha -

IDEAL LAP TIME : 2:12.568 BEST LAP TIME : 2:12.661 DIFFERENCE : 0.093

LAP	SECTOR 1	SECTOR 2	LAP TIME	MPH	DIFF	TIME OF DAY
1 -		***43.875***	2:20.626	76.00	7.965	14:00:56.201
2 -	1:29.406	44.171	2:13.577	80.01	0.916	14:03:09.778
3 -	1:28.785	43.876	***2:12.661*** **(1)**	***80.56***		***14:05:22.439***
4 -	1:29.084	44.089	2:13.173 **(3)**	80.25	0.512	14:07:35.612
5 -	***1:28.693***	44.256	2:12.949 **(2)**	80.39	0.288	14:09:48.561

P2 125 Ben MILES Yamaha - Gibson Exhaust

IDEAL LAP TIME : 2:13.545 BEST LAP TIME : 2:13.545 DIFFERENCE : 0.000

LAP	SECTOR 1	SECTOR 2	LAP TIME	MPH	DIFF	TIME OF DAY
1 -		44.861	2:23.044	74.71	9.499	14:00:58.619
2 -	1:30.280	45.280	2:15.560 **(3)**	78.84	2.015	14:03:14.179
3 -	1:31.073	45.584	2:16.657	78.21	3.112	14:05:30.836
4 -	1:30.426	44.308	2:14.734 **(2)**	79.32	1.189	14:07:45.570
5 -	***1:29.440***	***44.105***	***2:13.545*** **(1)**	***80.03***		***14:09:59.115***

P3 81 Scott GRANT Yamaha - SEAGER engineering/ Motaa Cycle Parts

IDEAL LAP TIME : 2:14.382 BEST LAP TIME : 2:15.010 DIFFERENCE : 0.628

LAP	SECTOR 1	SECTOR 2	LAP TIME	MPH	DIFF	TIME OF DAY
1 -		***44.711***	2:21.320	75.63	6.310	14:00:56.895
2 -	***1:29.671***	45.975	2:15.646 **(3)**	78.79	0.636	14:03:12.541
3 -	1:31.972	45.928	2:17.900	77.50	2.890	14:05:30.441
4 -	1:30.867	44.766	2:15.633 **(2)**	78.80	0.623	14:07:46.074
5 -	1:29.877	45.133	***2:15.010*** **(1)**	***79.16***		***14:10:01.084***

P4 7 Pete FISHWICK Yamaha -

IDEAL LAP TIME : 2:14.823 BEST LAP TIME : 2:14.823 DIFFERENCE : 0.000

LAP	SECTOR 1	SECTOR 2	LAP TIME	MPH	DIFF	TIME OF DAY
1 -		45.365	2:23.031	74.72	8.208	14:00:58.606
2 -	1:30.968	44.881	2:15.849 **(2)**	78.67	1.026	14:03:14.455
3 -	1:31.101	46.113	2:17.214	77.89	2.391	14:05:31.669
4 -	1:31.113	45.817	2:16.930 **(3)**	78.05	2.107	14:07:48.599
5 -	***1:30.130***	***44.693***	***2:14.823*** **(1)**	***79.27***		***14:10:03.422***

P5 70 C Andrew BURSCOUGH Yamaha - Apollo Tuning

IDEAL LAP TIME : 2:15.672 BEST LAP TIME : 2:15.720 DIFFERENCE : 0.048

LAP	SECTOR 1	SECTOR 2	LAP TIME	MPH	DIFF	TIME OF DAY
1 -		45.404	2:22.087	75.22	6.367	14:00:57.662
2 -	1:30.679	***45.402***	2:16.081 **(2)**	78.54	0.361	14:03:13.743
3 -	1:30.985	46.065	2:17.050 **(3)**	77.98	1.330	14:05:30.793
4 -	1:31.169	45.958	2:17.127	77.94	1.407	14:07:47.920
5 -	***1:30.270***	45.450	***2:15.720*** **(1)**	***78.75***		***14:10:03.640***

P6 61 Paul WELCH Yamaha -

IDEAL LAP TIME : 2:15.326 BEST LAP TIME : 2:15.902 DIFFERENCE : 0.576

LAP	SECTOR 1	SECTOR 2	LAP TIME	MPH	DIFF	TIME OF DAY
1 -		***45.339***	2:25.111	73.65	9.209	14:01:00.686
2 -	1:30.502	45.518	2:16.020 **(2)**	78.57	0.118	14:03:16.706
3 -	1:30.912	45.635	2:16.547	78.27	0.645	14:05:33.253
4 -	***1:29.987***	45.915	***2:15.902*** **(1)**	***78.64***		***14:07:49.155***
5 -	1:30.800	45.450	2:16.250 **(3)**	78.44	0.348	14:10:05.405

P7 97 Reece GUYETT Yamaha - rose mot

IDEAL LAP TIME : 2:15.774 BEST LAP TIME : 2:15.798 DIFFERENCE : 0.024

LAP	SECTOR 1	SECTOR 2	LAP TIME	MPH	DIFF	TIME OF DAY

Weather / Track : Sunny / Dry

Snetterton 300
Circuit Length = 2.9689 miles
Start: 13:58 Flag 14:09 End: 14:11

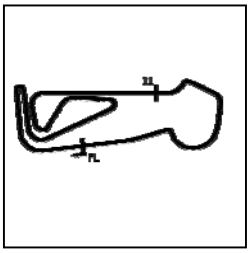

DFDS Seaways Yamaha Past Masters

RACE 6 - SECTOR ANALYSIS

SECTOR 1 = FL to I1, SECTOR 2 = I1 to FL, DIFF = Difference To Personal Best Lap, P = Crossed Finish Line in Pit Lane, D = Time Disallowed

1 -		***45.112***	2:23.301		74.58	7.503	14:00:58.876
2 -	1:31.788	45.246	2:17.034	**(3)**	77.99	1.236	14:03:15.910
3 -	***1:30.662***	45.136	***2:15.798***	**(1)**	***78.70***		***14:05:31.708***
4 -	1:31.017	45.841	2:16.858	**(2)**	78.09	1.060	14:07:48.566
5 -	1:31.905	45.636	2:17.541		77.70	1.743	14:10:06.107

P8 74 Paul WHITBY Yamaha -

IDEAL LAP TIME : 2:15.425 BEST LAP TIME : 2:15.425 DIFFERENCE : 0.000

LAP	SECTOR 1	SECTOR 2	LAP TIME		MPH	DIFF	TIME OF DAY
1 -		45.349	2:24.321		74.05	8.896	14:00:59.896
2 -	***1:30.472***	***44.953***	***2:15.425***	**(1)**	***78.92***		***14:03:15.321***
3 -	1:30.936	45.941	2:16.877	**(3)**	78.08	1.452	14:05:32.198
4 -	1:30.719	45.941	2:16.660	**(2)**	78.20	1.235	14:07:48.858
5 -	1:31.486	45.879	2:17.365		77.80	1.940	14:10:06.223

P9 101 Andrew DAVIES Yamaha - GIBSON EXHAUSTS

IDEAL LAP TIME : 2:16.596 BEST LAP TIME : 2:16.814 DIFFERENCE : 0.218

LAP	SECTOR 1	SECTOR 2	LAP TIME		MPH	DIFF	TIME OF DAY
1 -		45.750	2:22.973		74.75	6.159	14:00:58.548
2 -	1:31.963	45.563	2:17.526	**(3)**	77.71	0.712	14:03:16.074
3 -	1:31.924	45.890	2:17.814		77.55	1.000	14:05:33.888
4 -	***1:31.485***	45.490	2:16.975	**(2)**	78.02	0.161	14:07:50.863
5 -	1:31.703	***45.111***	***2:16.814***	**(1)**	***78.12***		***14:10:07.677***

P10 88 Michael STANLEY Yamaha -

IDEAL LAP TIME : 2:18.562 BEST LAP TIME : 2:18.783 DIFFERENCE : 0.221

LAP	SECTOR 1	SECTOR 2	LAP TIME		MPH	DIFF	TIME OF DAY
1 -		46.276	2:25.916		73.24	7.133	14:01:01.491
2 -	***1:32.579***	46.335	2:18.914	**(2)**	76.94	0.131	14:03:20.405
3 -	1:33.358	46.504	2:19.862		76.41	1.079	14:05:40.267
4 -	1:32.800	***45.983***	***2:18.783***	**(1)**	***77.01***		***14:07:59.050***
5 -	1:33.185	46.618	2:19.803	**(3)**	76.45	1.020	14:10:18.853

P11 24 R Scott CARSON Yamaha - Two wheel technics

IDEAL LAP TIME : 2:18.865 BEST LAP TIME : 2:19.008 DIFFERENCE : 0.143

LAP	SECTOR 1	SECTOR 2	LAP TIME		MPH	DIFF	TIME OF DAY
1 -		46.395	2:27.629		72.39	8.621	14:01:03.204
2 -	1:33.090	46.650	2:19.740		76.48	0.732	14:03:22.944
3 -	1:32.815	46.639	2:19.454	**(3)**	76.64	0.446	14:05:42.398
4 -	***1:32.752***	46.494	2:19.246	**(2)**	76.75	0.238	14:08:01.644
5 -	1:32.895	***46.113***	***2:19.008***	**(1)**	***76.88***		***14:10:20.652***

P12 5 Max HOUSE Yamaha -

IDEAL LAP TIME : 2:21.796 BEST LAP TIME : 2:22.256 DIFFERENCE : 0.460

LAP	SECTOR 1	SECTOR 2	LAP TIME		MPH	DIFF	TIME OF DAY
1 -		47.192	2:29.399		71.54	7.143	14:01:04.974
2 -	1:35.608	47.644	2:23.252		74.61	0.996	14:03:28.226
3 -	1:35.273	***47.180***	2:22.453	**(3)**	75.02	0.197	14:05:50.679
4 -	1:34.807	47.469	2:22.276	**(2)**	75.12	0.020	14:08:12.955
5 -	***1:34.616***	47.640	***2:22.256***	**(1)**	***75.13***		***14:10:35.211***

P13 57 R Geoff MOOK Yamaha -

IDEAL LAP TIME : 2:20.683 BEST LAP TIME : 2:21.851 DIFFERENCE : 1.168

LAP	SECTOR 1	SECTOR 2	LAP TIME		MPH	DIFF	TIME OF DAY
1 -		47.822	2:30.219		71.14	8.368	14:01:05.794
2 -	1:35.951	47.741	2:23.692		74.38	1.841	14:03:29.486
3 -	1:35.154	46.909	2:22.063	**(2)**	75.23	0.212	14:05:51.549
4 -	***1:34.490***	47.575	2:22.065	**(3)**	75.23	0.214	14:08:13.614

Weather / Track : Sunny / Dry

Snetterton 300
Circuit Length = 2.9689 miles
Start: 13:58 Flag 14:09 End: 14:11

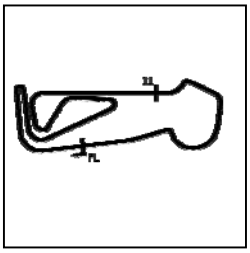

DFDS Seaways Yamaha Past Masters

RACE 6 - SECTOR ANALYSIS

SECTOR 1 = FL to I1, SECTOR 2 = I1 to FL, DIFF = Difference To Personal Best Lap, P = Crossed Finish Line in Pit Lane, D = Time Disallowed

5 -	1:35.658	***46.193***	***2:21.851***	**(1)**	***75.34***	***14:10:35.465***

P14 83 C Paul GODBOLD
Yamaha - Hill farm tree services

IDEAL LAP TIME : 2:21.976 BEST LAP TIME : 2:21.976 DIFFERENCE : 0.000

LAP	SECTOR 1	SECTOR 2	LAP TIME		MPH	DIFF	TIME OF DAY
1 -		47.752	2:30.393		71.06	8.417	14:01:05.968
2 -	1:35.113	47.413	2:22.526	**(3)**	74.99	0.550	14:03:28.494
3 -	***1:34.626***	***47.350***	***2:21.976***	**(1)**	***75.28***		***14:05:50.470***
4 -	1:34.803	47.713	2:22.516	**(2)**	74.99	0.540	14:08:12.986
5 -	1:34.777	47.798	2:22.575		74.96	0.599	14:10:35.561

P15 11 C Paul MIDDLETON
Yamaha - Whizzard Racing

IDEAL LAP TIME : 2:21.091 BEST LAP TIME : 2:21.091 DIFFERENCE : 0.000

LAP	SECTOR 1	SECTOR 2	LAP TIME		MPH	DIFF	TIME OF DAY
1 -		47.977	2:32.634		70.02	11.543	14:01:08.209
2 -	1:35.462	47.102	2:22.564	**(3)**	74.97	1.473	14:03:30.773
3 -	***1:34.458***	***46.633***	***2:21.091***	**(1)**	***75.75***		***14:05:51.864***
4 -	1:35.038	47.076	2:22.114	**(2)**	75.20	1.023	14:08:13.978
5 -	1:37.007	49.619	2:26.626		72.89	5.535	14:10:40.604

P16 21 Ben HUNTER
Yamaha -

IDEAL LAP TIME : 2:23.739 BEST LAP TIME : 2:23.744 DIFFERENCE : 0.005

LAP	SECTOR 1	SECTOR 2	LAP TIME		MPH	DIFF	TIME OF DAY
1 -		***48.019***	2:33.721		69.52	9.977	14:01:09.296
2 -	1:36.406	48.041	2:24.447		73.99	0.703	14:03:33.743
3 -	***1:35.720***	48.024	***2:23.744***	**(1)**	***74.35***		***14:05:57.487***
4 -	1:36.112	48.027	2:24.139	**(2)**	74.15	0.395	14:08:21.626
5 -	1:36.278	48.053	2:24.331	**(3)**	74.05	0.587	14:10:45.957

P17 40 C Douglas BEACOCK
Yamaha -

IDEAL LAP TIME : 2:25.979 BEST LAP TIME : 2:25.979 DIFFERENCE : 0.000

LAP	SECTOR 1	SECTOR 2	LAP TIME		MPH	DIFF	TIME OF DAY
1 -		48.650	2:32.958		69.87	6.979	14:01:08.533
2 -	***1:37.539***	***48.440***	***2:25.979***	**(1)**	***73.21***		***14:03:34.512***
3 -	1:38.010	49.008	2:27.018	**(2)**	72.69	1.039	14:06:01.530
4 -	1:38.282	49.160	2:27.442	**(3)**	72.49	1.463	14:08:28.972
5 -	1:38.875	48.591	2:27.466		72.47	1.487	14:10:56.438

P18 60 R Daniel GOUGH
Yamaha - G Force Motorcycles

IDEAL LAP TIME : 2:24.592 BEST LAP TIME : 2:24.592 DIFFERENCE : 0.000

LAP	SECTOR 1	SECTOR 2	LAP TIME		MPH	DIFF	TIME OF DAY
1 -		50.277	2:37.323		67.93	12.731	14:01:12.898
2 -	1:37.344	50.436	2:27.780		72.32	3.188	14:03:40.678
3 -	1:37.536	49.305	2:26.841	**(2)**	72.78	2.249	14:06:07.519
4 -	1:37.281	49.923	2:27.204	**(3)**	72.60	2.612	14:08:34.723
5 -	***1:35.984***	***48.608***	***2:24.592***	**(1)**	***73.91***		***14:10:59.315***

P19 17 C David PATERSON
Yamaha - Lots of overtime

IDEAL LAP TIME : 2:27.256 BEST LAP TIME : 2:27.947 DIFFERENCE : 0.691

LAP	SECTOR 1	SECTOR 2	LAP TIME		MPH	DIFF	TIME OF DAY
1 -		***49.843***	2:36.907		68.11	8.960	14:01:12.482
2 -	***1:37.413***	50.534	***2:27.947***	**(1)**	***72.24***		***14:03:40.429***
3 -	1:40.198	49.985	2:30.183	**(2)**	71.16	2.236	14:06:10.612
4 -	1:41.030	50.288	2:31.318	**(3)**	70.63	3.371	14:08:41.930
5 -	1:40.421	51.958	2:32.379		70.14	4.432	14:11:14.309

Weather / Track : Sunny / Dry

Snetterton 300
Circuit Length = 2.9689 miles
Start: 13:58 Flag 14:09 End: 14:11

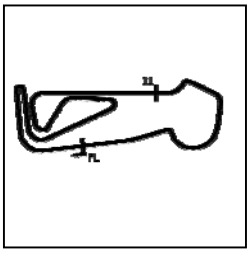

DFDS Seaways Yamaha Past Masters

RACE 6 - SECTOR ANALYSIS

SECTOR 1 = FL to I1, SECTOR 2 = I1 to FL, DIFF = Difference To Personal Best Lap, P = Crossed Finish Line in Pit Lane, D = Time Disallowed

P20 100 R Paul MILLINGTON Yamaha - www.ypmrc.co.uk

IDEAL LAP TIME : 2:28.763 BEST LAP TIME : 2:29.643 DIFFERENCE : 0.880

LAP	SECTOR 1	SECTOR 2	LAP TIME	MPH	DIFF	TIME OF DAY
1 -		***48.738***	2:37.786	67.73	8.143	14:01:13.361
2 -	***1:40.025***	49.618	***2:29.643*** **(1)**	***71.42***		***14:03:43.004***
3 -	1:40.125	50.335	2:30.460 **(2)**	71.03	0.817	14:06:13.464
4 -	1:41.980	50.109	2:32.089	70.27	2.446	14:08:45.553
5 -	1:40.966	49.619	2:30.585 **(3)**	70.97	0.942	14:11:16.138

P21 87 R Denise BUTTON Yamaha -

IDEAL LAP TIME : 2:30.855 BEST LAP TIME : 2:31.346 DIFFERENCE : 0.491

LAP	SECTOR 1	SECTOR 2	LAP TIME	MPH	DIFF	TIME OF DAY
1 -		49.837	2:40.434	66.61	9.088	14:01:16.009
2 -	***1:41.102***	50.244	***2:31.346*** **(1)**	***70.62***		***14:03:47.355***
3 -	1:42.166	***49.753***	2:31.919 **(3)**	70.35	0.573	14:06:19.274
4 -	1:41.328	50.405	2:31.733 **(2)**	70.44	0.387	14:08:51.007
5 -	1:43.419	50.595	2:34.014	69.39	2.668	14:11:25.021

P22 78 Gary BUTTON Yamaha -

IDEAL LAP TIME : 2:33.140 BEST LAP TIME : 2:33.140 DIFFERENCE : 0.000

LAP	SECTOR 1	SECTOR 2	LAP TIME	MPH	DIFF	TIME OF DAY
1 -		51.945	2:45.068	64.74	11.928	14:01:20.643
2 -	1:41.662	***51.776***	2:33.438 **(2)**	69.65	0.298	14:03:54.081
3 -	1:41.500	52.675	2:34.175	69.32	1.035	14:06:28.256
4 -	1:41.442	52.386	2:33.828 **(3)**	69.48	0.688	14:09:02.084
5 -	***1:41.364***	***51.776***	***2:33.140*** **(1)**	***69.79***		***14:11:35.224***

P23 66 R Neil ZWARTOUW Yamaha - BUILD SCOPE Extensions & Conversions

IDEAL LAP TIME : 2:32.748 BEST LAP TIME : 2:33.483 DIFFERENCE : 0.735

LAP	SECTOR 1	SECTOR 2	LAP TIME	MPH	DIFF	TIME OF DAY
1 -		51.453	2:42.862	65.62	9.379	14:01:18.437
2 -	1:42.740	51.780	2:34.520 **(3)**	69.16	1.037	14:03:52.957
3 -	1:42.302	***51.435***	2:33.737 **(2)**	69.52	0.254	14:06:26.694
4 -	1:43.583	51.800	2:35.383	68.78	1.900	14:09:02.077
5 -	***1:41.313***	52.170	***2:33.483*** **(1)**	***69.63***		***14:11:35.560***

P24 69 C Mark ELLERAY Yamaha - Abbot Solutions Ltd

IDEAL LAP TIME : 2:45.044 BEST LAP TIME : 2:46.071 DIFFERENCE : 1.027

LAP	SECTOR 1	SECTOR 2	LAP TIME	MPH	DIFF	TIME OF DAY
1 -		55.839	2:57.978	60.05	11.907	14:01:33.553
2 -	1:51.733	56.359	2:48.092 **(3)**	63.58	2.021	14:04:21.645
3 -	1:52.651	***54.820***	2:47.471 **(2)**	63.82	1.400	14:07:09.116
4 -	***1:50.224***	55.847	***2:46.071*** **(1)**	***64.35***		***14:09:55.187***

P25 50 Graham HIGLETT Yamaha -

IDEAL LAP TIME : 2:20.618 BEST LAP TIME : 2:20.700 DIFFERENCE : 0.082

LAP	SECTOR 1	SECTOR 2	LAP TIME	MPH	DIFF	TIME OF DAY
1 -		47.562	2:32.909	69.89	12.209	14:01:08.484
2 -	***1:34.052***	47.662	2:21.714 **(2)**	75.42	1.014	14:03:30.198
3 -	1:34.134	***46.566***	***2:20.700*** **(1)**	***75.96***		***14:05:50.898***
4 -	1:35.041	47.324	2:22.365 **(3)**	75.07	1.665	14:08:13.263

P26 4 Denis HALIL Yamaha - D & A AUTOS

IDEAL LAP TIME : 2:24.017 BEST LAP TIME : 2:29.597 DIFFERENCE : 5.580

LAP	SECTOR 1	SECTOR 2	LAP TIME	MPH	DIFF	TIME OF DAY
1 -		***47.934***	***2:29.597*** **(1)**	***71.44***		***14:01:05.172***

Weather / Track : Sunny / Dry

Snetterton 300
Circuit Length = 2.9689 miles
Start: 13:58 Flag 14:09 End: 14:11

DFDS Seaways Yamaha Past Masters

RACE 6 - BEST SECTORS

	SECTOR 1			SECTOR 2			IDEAL / BEST COMPARISON					
POS	NO	NAME	TIME	NO	NAME	TIME	POS	NO	NAME	IDEAL	BEST	DIFF
									PERFECT LAP	2:12.568		
1	19	BRANTON	**1:28.693**	19	BRANTON	**43.875**	1	19	BRANTON	2:12.568	2:12.661	0.093
2	125	MILES	**1:29.440**	125	MILES	**44.105**	2	125	MILES	2:13.545	2:13.545	0.000
3	81	GRANT	**1:29.671**	7	FISHWICK	**44.693**	3	81	GRANT	2:14.382	2:15.010	0.628
4	61	WELCH	**1:29.987**	81	GRANT	**44.711**	4	7	FISHWICK	2:14.823	2:14.823	0.000
5	7	FISHWICK	**1:30.130**	74	WHITBY	**44.953**	5	61	WELCH	2:15.326	2:15.902	0.576
6	70	BURSCOUGH	**1:30.270**	101	DAVIES	**45.111**	6	74	WHITBY	2:15.425	2:15.425	0.000
7	74	WHITBY	**1:30.472**	97	GUYETT	**45.112**	7	70	BURSCOUGH	2:15.672	2:15.720	0.048
8	97	GUYETT	**1:30.662**	61	WELCH	**45.339**	8	97	GUYETT	2:15.774	2:15.798	0.024
9	101	DAVIES	**1:31.485**	70	BURSCOUGH	**45.402**	9	101	DAVIES	2:16.596	2:16.814	0.218
10	88	STANLEY	**1:32.579**	88	STANLEY	**45.983**	10	88	STANLEY	2:18.562	2:18.783	0.221
11	24	CARSON	**1:32.752**	24	CARSON	**46.113**	11	24	CARSON	2:18.865	2:19.008	0.143
12	50	HIGLETT	**1:34.052**	57	MOOK	**46.193**	12	50	HIGLETT	2:20.618	2:20.700	0.082
13	11	MIDDLETON	**1:34.458**	50	HIGLETT	**46.566**	13	57	MOOK	2:20.683	2:21.851	1.168
14	57	MOOK	**1:34.490**	11	MIDDLETON	**46.633**	14	11	MIDDLETON	2:21.091	2:21.091	0.000
15	5	HOUSE	**1:34.616**	5	HOUSE	**47.180**	15	5	HOUSE	2:21.796	2:22.256	0.460
16	83	GODBOLD	**1:34.626**	83	GODBOLD	**47.350**	16	83	GODBOLD	2:21.976	2:21.976	0.000
17	21	HUNTER	**1:35.720**	4	HALIL	**47.934**	17	21	HUNTER	2:23.739	2:23.744	0.005
18	60	GOUGH	**1:35.984**	21	HUNTER	**48.019**	18	4	HALIL	2:24.017	2:29.597	5.580
19	4	HALIL	**1:36.083**	40	BEACOCK	**48.440**	19	60	GOUGH	2:24.592	2:24.592	0.000
20	17	PATERSON	**1:37.413**	60	GOUGH	**48.608**	20	40	BEACOCK	2:25.979	2:25.979	0.000
21	40	BEACOCK	**1:37.539**	100	MILLINGTON	**48.738**	21	17	PATERSON	2:27.256	2:27.947	0.691
22	100	MILLINGTON	**1:40.025**	87	BUTTON	**49.753**	22	100	MILLINGTON	2:28.763	2:29.643	0.880
23	87	BUTTON	**1:41.102**	17	PATERSON	**49.843**	23	87	BUTTON	2:30.855	2:31.346	0.491
24	66	ZWARTOUW	**1:41.313**	66	ZWARTOUW	**51.435**	24	66	ZWARTOUW	2:32.748	2:33.483	0.735
25	78	BUTTON	**1:41.364**	78	BUTTON	**51.776**	25	78	BUTTON	2:33.140	2:33.140	0.000
26	69	ELLERAY	**1:50.224**	69	ELLERAY	**54.820**	26	69	ELLERAY	2:45.044	2:46.071	1.027
27												
28												

Weather / Track : Sunny / Dry

Snetterton 300
Circuit Length = 2.9689 miles
Start: 13:58 Flag 14:09 End: 14:11

Results can be found at www.tsl-timing.com

Printed - 14:54 Saturday, 19 May 2018

DFDS Seaways Yamaha Past Masters

RACE 14 - GRID (5 Laps)

ROW 10	30	13	Doug EDMONDSON	29	67	Mark BAILEY	28	95 Simon CLARK
ROW 9	27	59	Neil HESMAN	26	69	Mark ELLERAY (2:46.071)	25	66 Neil ZWARTOUW (2:33.483)
ROW 8	24	78	Gary BUTTON (2:33.140)	23	87	Denise BUTTON (2:31.346)	22	100 Paul MILLINGTON (2:29.643)
ROW 7	21	4	Denis HALIL (2:29.597)	20	17	David PATERSON (2:27.947)	19	40 Douglas BEACOCK (2:25.979)
ROW 6	18	60	Daniel GOUGH (2:24.592)	17	21	Ben HUNTER (2:23.744)	16	5 Max HOUSE (2:22.256)
ROW 5	15	83	Paul GODBOLD (2:21.976)	14	57	Geoff MOOK (2:21.851)	13	11 Paul MIDDLETON (2:21.091)
ROW 4	12	50	Graham HIGLETT (2:20.700)	11	24	Scott CARSON (2:19.008)	10	88 Michael STANLEY (2:18.783)
ROW 3	9	101	Andrew DAVIES (2:16.814)	8	61	Paul WELCH (2:15.902)	7	97 Reece GUYETT (2:15.798)
ROW 2	6	70	Andrew BURSCOUGH (2:15.720)	5	74	Paul WHITBY (2:15.425)	4	81 Scott GRANT (2:15.010)
ROW 1	3	7	Pete FISHWICK (2:14.823)	2	125	Ben MILES (2:13.545)	1	19 Peter BRANTON (2:12.661) **Pole**

Snetterton 300
Circuit Length = 2.9689 miles

These results are provisional until the conclusion of any judicial and technical matters.

Clerk Of Course :		Timekeeper :

Results can be found at www.tsl-timing.com

Printed - 14:56 Saturday, 19 May 2018

DFDS Seaways Yamaha Past Masters

RACE 14 - CLASSIFICATION

POS	NO	CL	PIC	NAME	ENTRY	LAPS	TIME	GAP	DIFF	MPH	BEST	ON
1	**19**		1	Peter BRANTON	Yamaha -	**5**	11:16.754			78.96	**2:13.650**	4
2	**125**		2	Ben MILES	Yamaha - Gibson Exhaust	**5**	11:24.505	**7.751**	7.751	78.07	**2:13.904**	3
3	**70**	C	1	Andrew BURSCOUGH	Yamaha - Apollo Tuning	**5**	11:33.140	**16.386**	8.635	77.09	**2:16.611**	5
4	**61**		3	Paul WELCH	Yamaha -	**5**	11:34.609	**17.855**	1.469	76.93	**2:16.509**	2
5	**81**		4	Scott GRANT	Yamaha - SEAGER engineering/ Motaa Cycle Parts	**5**	11:34.710	**17.956**	0.101	76.92	**2:17.201**	5
6	**74**		5	Paul WHITBY	Yamaha -	**5**	11:34.814	**18.060**	0.104	76.91	**2:16.461**	2
7	**101**		6	Andrew DAVIES	Yamaha - GIBSON EXHAUSTS	**5**	11:35.432	**18.678**	0.618	76.84	**2:17.224**	5
8	**88**		7	Michael STANLEY	Yamaha -	**5**	11:40.206	**23.452**	4.774	76.32	**2:17.959**	2
9	**50**		8	Graham HIGLETT	Yamaha -	**5**	11:43.112	**26.358**	2.906	76.00	**2:17.475**	5
10	**24**	R	1	Scott CARSON	Yamaha - Two wheel technics	**5**	11:44.067	**27.313**	0.955	75.90	**2:19.149**	2
11	**97**		9	Reece GUYETT	Yamaha - rose mot	**5**	11:47.301	**30.547**	3.234	75.55	**2:16.164**	2
12	**83**	C	2	Paul GODBOLD	Yamaha - Hill farm tree services	**5**	11:55.261	**38.507**	7.960	74.71	**2:20.934**	3
13	**11**	C	3	Paul MIDDLETON	Yamaha - Whizzard Racing	**5**	11:56.285	**39.531**	1.024	74.60	**2:20.422**	2
14	**4**		10	Denis HALIL	Yamaha - D & A AUTOS	**5**	11:57.957	**41.203**	1.672	74.43	**2:19.695**	5
15	**21**		11	Ben HUNTER	Yamaha -	**5**	12:00.288	**43.534**	2.331	74.19	**2:21.484**	5
16	**57**	R	2	Geoff MOOK	Yamaha -	**5**	12:00.485	**43.731**	0.197	74.17	**2:20.503**	3
17	**5**		12	Max HOUSE	Yamaha -	**5**	12:01.689	**44.935**	1.204	74.04	**2:20.118**	3
18	**40**	C	4	Douglas BEACOCK	Yamaha -	**5**	12:15.029	**58.275**	13.340	72.70	**2:24.427**	5
19	**60**	R	3	Daniel GOUGH	Yamaha - G Force Motorcycles	**5**	12:27.021	**1:10.267**	11.992	71.53	**2:25.796**	5
20	**17**	C	5	David PATERSON	Yamaha - Lots of overtime	**5**	12:41.906	**1:25.152**	14.885	70.14	**2:29.134**	2
21	**87**	R	4	Denise BUTTON	Yamaha -	**5**	12:42.126	**1:25.372**	0.220	70.12	**2:29.854**	2
22	**78**		13	Gary BUTTON	Yamaha -	**5**	12:42.750	**1:25.996**	0.624	70.06	**2:29.447**	3
23	**59**	C	6	Neil HESMAN	Yamaha - Farkham Hall	**5**	12:43.405	**1:26.651**	0.655	70.00	**2:29.853**	3
24	**69**	C	7	Mark ELLERAY	Yamaha - Abbot Solutions Ltd	**4**	11:20.416	**1 Lap**	1 Lap	62.83	**2:46.532**	3
				NOT CLASSIFIED								
DNF	**13**			Doug EDMONDSON	Yamaha - Anyone want to lend me a bike for the Cla	**3**	6:50.228	**2 Laps**	1 Lap	78.16	**2:13.095**	3
DNF	**66**	R		Neil ZWARTOUW	Yamaha - BUILD SCOPE Extensions & Conversions	**1**	2:42.007	**4 Laps**	2 Laps	65.97		

FASTEST LAP

13		Doug EDMONDSON	Yamaha - Anyone want to lend me a bike for the Cla	**3**	2:13.095	80.30 mph	129.23 kph
70	C	Andrew BURSCOUGH	Yamaha - Apollo Tuning	**5**	2:16.611	78.23 mph	125.91 kph
24	R	Scott CARSON	Yamaha - Two wheel technics	**2**	2:19.149	76.81 mph	123.61 kph

Class - 92.5% of Race Speed = 73.03 mph
Class C - 92.5% of Race Speed = 71.30 mph
Class R - 92.5% of Race Speed = 70.20 mph

Snetterton 300
Circuit Length = 2.9689 miles
Start: 16:29 Flag 16:40 End: 16:42

Weather / Track : Bright / Dry
These results are provisional until the conclusion of any judicial and technical matters.

Clerk Of Course :		Timekeeper :

Results can be found at www.tsl-timing.com

Printed - 16:42 Saturday, 19 May 2018

DFDS Seaways Yamaha Past Masters

RACE 14 - LAP CHART

LAP 1 @ 16:31:39.036

NO	BEHIND	LAP TIME
19		2:19.008
125	3.469	2:22.477
70	3.910	2:22.918
13	4.012	2:23.020
61	5.324	2:24.332
81	5.880	2:24.888
101	6.457	2:25.465
97	6.933	2:25.941
24	6.948	2:25.956
74	7.302	2:26.310
88	7.918	2:26.926
83	10.402	2:29.410
50	10.565	2:29.573
11	11.651	2:30.659
21	12.054	2:31.062
4	13.325	2:32.333
5	13.512	2:32.520
40	13.951	2:32.959
57	13.994	2:33.002
60	19.024	2:38.032
17	20.241	2:39.249
87	20.736	2:39.744
78	22.019	2:41.027
59	22.340	2:41.348
66	22.999	2:42.007
69	38.225	2:57.233

LAP 2 @ 16:33:53.399

NO	BEHIND	LAP TIME
19		2:14.363
13	3.762	2:14.113
125	4.722	2:15.616
61	7.470	2:16.509
70	7.755	2:18.208
97	8.734	2:16.164
81	8.756	2:17.239
101	9.382	2:17.288
74	9.400	2:16.461
88	11.514	2:17.959
24	11.734	2:19.149
50	15.683	2:19.481
83	17.283	2:21.244
11	17.710	2:20.422
21	19.405	2:21.714
4	19.720	2:20.758
5	22.191	2:23.042
57	22.566	2:22.935
40	24.245	2:24.657
60	32.917	2:28.256
17	35.012	2:29.134
87	36.227	2:29.854
78	38.148	2:30.492
59	38.687	2:30.710
69	1:13.358	2:49.496

LAP 3 @ 16:36:07.470

NO	BEHIND	LAP TIME
19		2:14.071
13	2.786	2:13.095
125	4.555	2:13.904
70	10.584	2:16.900
97	11.369	2:16.706
61	11.707	2:18.308
81	12.147	2:17.462
74	12.249	2:16.920
101	12.556	2:17.245
88	16.006	2:18.563
24	17.064	2:19.401
50	19.945	2:18.333
83	24.146	2:20.934
11	26.017	2:22.378
4	26.965	2:21.316
21	27.063	2:21.729
5	28.238	2:20.118
57	28.998	2:20.503
40	36.791	2:26.617
60	45.302	2:26.456
17	51.501	2:30.560
87	52.804	2:30.648
78	53.524	2:29.447
59	54.469	2:29.853
69	1:45.819	2:46.532

LAP 4 @ 16:38:21.120

NO	BEHIND	LAP TIME
19		2:13.650
125	6.832	2:15.927
70	15.437	2:18.503
61	16.360	2:18.303
81	16.417	2:17.920
74	16.844	2:18.245
101	17.116	2:18.210
88	21.017	2:18.661
24	23.334	2:19.920
50	24.545	2:18.250
97	25.494	2:27.775
83	32.537	2:22.041
11	34.294	2:21.927
4	37.170	2:23.855
21	37.712	2:24.299
5	38.395	2:23.807
57	38.681	2:23.333
40	49.510	2:26.369
60	1:00.133	2:28.481
17	1:09.578	2:31.727
87	1:09.978	2:30.824
78	1:11.348	2:31.474
59	1:11.770	2:30.951

LAP 5 @ 16:40:36.782

NO	BEHIND	LAP TIME
19		2:15.662
69	1 Lap	2:47.155
125	7.751	2:16.581
70	16.386	2:16.611
61	17.855	2:17.157
81	17.956	2:17.201
74	18.060	2:16.878
101	18.678	2:17.224
88	23.452	2:18.097
50	26.358	2:17.475
24	27.313	2:19.641
97	30.547	2:20.715
83	38.507	2:21.632
11	39.531	2:20.899
4	41.203	2:19.695
21	43.534	2:21.484
57	43.731	2:20.712
5	44.935	2:22.202
40	58.275	2:24.427
60	1:10.267	2:25.796
17	1:25.152	2:31.236
87	1:25.372	2:31.056
78	1:25.996	2:30.310
59	1:26.651	2:30.543

Weather / Track : Bright / Dry

Snetterton 300
Circuit Length = 2.9689 miles
Start: 16:29 Flag 16:40 End: 16:42

Results can be found at www.tsl-timing.com

Printed - 16:43 Saturday, 19 May 2018

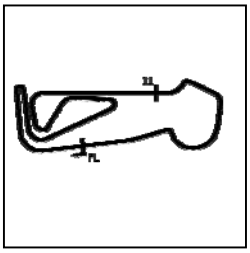

DFDS Seaways Yamaha Past Masters

RACE 14 - SECTOR ANALYSIS

SECTOR 1 = FL to I1, SECTOR 2 = I1 to FL, DIFF = Difference To Personal Best Lap, P = Crossed Finish Line in Pit Lane, D = Time Disallowed

P1 19 Peter BRANTON Yamaha -

IDEAL LAP TIME : 2:13.041 BEST LAP TIME : 2:13.650 DIFFERENCE : 0.609

LAP	SECTOR 1	SECTOR 2	LAP TIME	MPH	DIFF	TIME OF DAY
1 -		***43.662***	2:19.008	76.88	5.358	16:31:39.036
2 -	1:29.791	44.572	2:14.363 **(3)**	79.54	0.713	16:33:53.399
3 -	1:29.624	44.447	2:14.071 **(2)**	79.71	0.421	16:36:07.470
4 -	***1:29.379***	44.271	***2:13.650*** **(1)**	***79.97***		***16:38:21.120***
5 -	1:30.752	44.910	2:15.662	78.78	2.012	16:40:36.782

P2 125 Ben MILES Yamaha - Gibson Exhaust

IDEAL LAP TIME : 2:13.904 BEST LAP TIME : 2:13.904 DIFFERENCE : 0.000

LAP	SECTOR 1	SECTOR 2	LAP TIME	MPH	DIFF	TIME OF DAY
1 -		45.039	2:22.477	75.01	8.573	16:31:42.505
2 -	1:30.867	44.749	2:15.616 **(2)**	78.81	1.712	16:33:58.121
3 -	***1:29.432***	***44.472***	***2:13.904*** **(1)**	***79.81***		***16:36:12.025***
4 -	1:30.783	45.144	2:15.927 **(3)**	78.63	2.023	16:38:27.952
5 -	1:31.402	45.179	2:16.581	78.25	2.677	16:40:44.533

P3 70 C Andrew BURSCOUGH Yamaha - Apollo Tuning

IDEAL LAP TIME : 2:16.500 BEST LAP TIME : 2:16.611 DIFFERENCE : 0.111

LAP	SECTOR 1	SECTOR 2	LAP TIME	MPH	DIFF	TIME OF DAY
1 -		45.883	2:22.918	74.78	6.307	16:31:42.946
2 -	1:32.156	46.052	2:18.208 **(3)**	77.33	1.597	16:34:01.154
3 -	1:31.398	***45.502***	2:16.900 **(2)**	78.07	0.289	16:36:18.054
4 -	1:32.497	46.006	2:18.503	77.16	1.892	16:38:36.557
5 -	***1:30.998***	45.613	***2:16.611*** **(1)**	***78.23***		***16:40:53.168***

P4 61 Paul WELCH Yamaha -

IDEAL LAP TIME : 2:16.156 BEST LAP TIME : 2:16.509 DIFFERENCE : 0.353

LAP	SECTOR 1	SECTOR 2	LAP TIME	MPH	DIFF	TIME OF DAY
1 -		***45.296***	2:24.332	74.05	7.823	16:31:44.360
2 -	***1:30.860***	45.649	***2:16.509*** **(1)**	***78.29***		***16:34:00.869***
3 -	1:31.953	46.355	2:18.308	77.27	1.799	16:36:19.177
4 -	1:32.318	45.985	2:18.303 **(3)**	77.28	1.794	16:38:37.480
5 -	1:31.359	45.798	2:17.157 **(2)**	77.92	0.648	16:40:54.637

P5 81 Scott GRANT Yamaha - SEAGER engineering/ Motaa Cycle Parts

IDEAL LAP TIME : 2:16.724 BEST LAP TIME : 2:17.201 DIFFERENCE : 0.477

LAP	SECTOR 1	SECTOR 2	LAP TIME	MPH	DIFF	TIME OF DAY
1 -		45.505	2:24.888	73.76	7.687	16:31:44.916
2 -	1:31.322	45.917	2:17.239 **(2)**	77.87	0.038	16:34:02.155
3 -	***1:31.288***	46.174	2:17.462 **(3)**	77.75	0.261	16:36:19.617
4 -	1:32.057	45.863	2:17.920	77.49	0.719	16:38:37.537
5 -	1:31.765	***45.436***	***2:17.201*** **(1)**	***77.90***		***16:40:54.738***

P6 74 Paul WHITBY Yamaha -

IDEAL LAP TIME : 2:16.262 BEST LAP TIME : 2:16.461 DIFFERENCE : 0.199

LAP	SECTOR 1	SECTOR 2	LAP TIME	MPH	DIFF	TIME OF DAY
1 -		46.228	2:26.310	73.05	9.849	16:31:46.338
2 -	***1:30.931***	45.530	***2:16.461*** **(1)**	***78.32***		***16:34:02.799***
3 -	1:31.003	45.917	2:16.920 **(3)**	78.06	0.459	16:36:19.719
4 -	1:32.294	45.951	2:18.245	77.31	1.784	16:38:37.964
5 -	1:31.547	***45.331***	2:16.878 **(2)**	78.08	0.417	16:40:54.842

P7 101 Andrew DAVIES Yamaha - GIBSON EXHAUSTS

IDEAL LAP TIME : 2:16.861 BEST LAP TIME : 2:17.224 DIFFERENCE : 0.363

LAP	SECTOR 1	SECTOR 2	LAP TIME	MPH	DIFF	TIME OF DAY

Weather / Track : Bright / Dry

Snetterton 300
Circuit Length = 2.9689 miles
Start: 16:29 Flag 16:40 End: 16:42

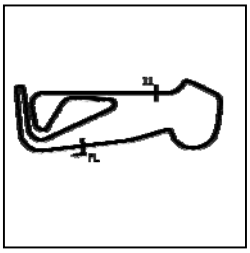

DFDS Seaways Yamaha Past Masters

RACE 14 - SECTOR ANALYSIS

SECTOR 1 = FL to I1, SECTOR 2 = I1 to FL, DIFF = Difference To Personal Best Lap, P = Crossed Finish Line in Pit Lane, D = Time Disallowed

1 -		45.407	2:25.465		73.47	8.241	16:31:45.493
2 -	1:31.742	45.546	2:17.288	(3)	77.85	0.064	16:34:02.781
3 -	***1:31.568***	45.677	2:17.245	(2)	77.87	0.021	16:36:20.026
4 -	1:32.547	45.663	2:18.210		77.33	0.986	16:38:38.236
5 -	1:31.931	***45.293***	***2:17.224***	**(1)**	***77.88***		***16:40:55.460***

P8 88 Michael STANLEY Yamaha -

IDEAL LAP TIME : 2:17.759 BEST LAP TIME : 2:17.959 DIFFERENCE : 0.200

LAP	SECTOR 1	SECTOR 2	LAP TIME		MPH	DIFF	TIME OF DAY
1 -		46.355	2:26.926		72.74	8.967	16:31:46.954
2 -	***1:31.824***	46.135	***2:17.959***	**(1)**	***77.47***		***16:34:04.913***
3 -	1:32.614	45.949	2:18.563	(3)	77.13	0.604	16:36:23.476
4 -	1:32.591	46.070	2:18.661		77.08	0.702	16:38:42.137
5 -	1:32.162	***45.935***	2:18.097	(2)	77.39	0.138	16:41:00.234

P9 50 Graham HIGLETT Yamaha -

IDEAL LAP TIME : 2:17.475 BEST LAP TIME : 2:17.475 DIFFERENCE : 0.000

LAP	SECTOR 1	SECTOR 2	LAP TIME		MPH	DIFF	TIME OF DAY
1 -		46.099	2:29.573		71.45	12.098	16:31:49.601
2 -	1:33.273	46.208	2:19.481		76.62	2.006	16:34:09.082
3 -	1:32.749	45.584	2:18.333	(3)	77.26	0.858	16:36:27.415
4 -	1:32.711	45.539	2:18.250	(2)	77.30	0.775	16:38:45.665
5 -	***1:32.096***	***45.379***	***2:17.475***	**(1)**	***77.74***		***16:41:03.140***

P10 24 R Scott CARSON Yamaha - Two wheel technics

IDEAL LAP TIME : 2:18.808 BEST LAP TIME : 2:19.149 DIFFERENCE : 0.341

LAP	SECTOR 1	SECTOR 2	LAP TIME		MPH	DIFF	TIME OF DAY
1 -		***46.066***	2:25.956		73.22	6.807	16:31:45.984
2 -	***1:32.742***	46.407	***2:19.149***	**(1)**	***76.81***		***16:34:05.133***
3 -	1:32.910	46.491	2:19.401	(2)	76.67	0.252	16:36:24.534
4 -	1:33.332	46.588	2:19.920		76.38	0.771	16:38:44.454
5 -	1:33.369	46.272	2:19.641	(3)	76.53	0.492	16:41:04.095

P11 97 Reece GUYETT Yamaha - rose mot

IDEAL LAP TIME : 2:16.164 BEST LAP TIME : 2:16.164 DIFFERENCE : 0.000

LAP	SECTOR 1	SECTOR 2	LAP TIME		MPH	DIFF	TIME OF DAY
1 -		45.745	2:25.941		73.23	9.777	16:31:45.969
2 -	***1:31.108***	***45.056***	***2:16.164***	**(1)**	***78.49***		***16:34:02.133***
3 -	1:31.152	45.554	2:16.706	(2)	78.18	0.542	16:36:18.839
4 -	1:32.730	55.045	2:27.775		72.32	11.611	16:38:46.614
5 -	1:33.197	47.518	2:20.715	(3)	75.95	4.551	16:41:07.329

P12 83 C Paul GODBOLD Yamaha - Hill farm tree services

IDEAL LAP TIME : 2:20.846 BEST LAP TIME : 2:20.934 DIFFERENCE : 0.088

LAP	SECTOR 1	SECTOR 2	LAP TIME		MPH	DIFF	TIME OF DAY
1 -		***46.741***	2:29.410		71.53	8.476	16:31:49.438
2 -	1:34.292	46.952	2:21.244	(2)	75.67	0.310	16:34:10.682
3 -	***1:34.105***	46.829	***2:20.934***	**(1)**	***75.83***		***16:36:31.616***
4 -	1:34.459	47.582	2:22.041		75.24	1.107	16:38:53.657
5 -	1:34.518	47.114	2:21.632	(3)	75.46	0.698	16:41:15.289

P13 11 C Paul MIDDLETON Yamaha - Whizzard Racing

IDEAL LAP TIME : 2:20.422 BEST LAP TIME : 2:20.422 DIFFERENCE : 0.000

LAP	SECTOR 1	SECTOR 2	LAP TIME		MPH	DIFF	TIME OF DAY
1 -		46.883	2:30.659		70.94	10.237	16:31:50.687
2 -	***1:33.862***	***46.560***	***2:20.422***	**(1)**	***76.11***		***16:34:11.109***
3 -	1:35.184	47.194	2:22.378		75.06	1.956	16:36:33.487
4 -	1:34.848	47.079	2:21.927	(3)	75.30	1.505	16:38:55.414

Weather / Track : Bright / Dry

Snetterton 300
Circuit Length = 2.9689 miles
Start: 16:29 Flag 16:40 End: 16:42

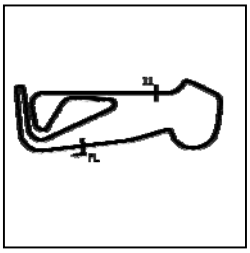

DFDS Seaways Yamaha Past Masters

RACE 14 - SECTOR ANALYSIS

SECTOR 1 = FL to I1, SECTOR 2 = I1 to FL, DIFF = Difference To Personal Best Lap, P = Crossed Finish Line in Pit Lane, D = Time Disallowed

5 -	1:33.954	46.945	2:20.899	**(2)**	75.85	0.477	16:41:16.313

P14 4 Denis HALIL Yamaha - D & A AUTOS

IDEAL LAP TIME : 2:19.695 BEST LAP TIME : 2:19.695 DIFFERENCE : 0.000

LAP	SECTOR 1	SECTOR 2	LAP TIME		MPH	DIFF	TIME OF DAY
1 -		48.366	2:32.333		70.16	12.638	16:31:52.361
2 -	1:33.725	47.033	2:20.758	**(2)**	75.93	1.063	16:34:13.119
3 -	1:34.891	46.425	2:21.316	**(3)**	75.63	1.621	16:36:34.435
4 -	1:36.336	47.519	2:23.855		74.29	4.160	16:38:58.290
5 -	***1:33.508***	***46.187***	***2:19.695***	**(1)**	***76.51***		***16:41:17.985***

P15 21 Ben HUNTER Yamaha -

IDEAL LAP TIME : 2:21.195 BEST LAP TIME : 2:21.484 DIFFERENCE : 0.289

LAP	SECTOR 1	SECTOR 2	LAP TIME		MPH	DIFF	TIME OF DAY
1 -		***47.073***	2:31.062		70.75	9.578	16:31:51.090
2 -	1:34.344	47.370	2:21.714	**(2)**	75.42	0.230	16:34:12.804
3 -	1:34.363	47.366	2:21.729	**(3)**	75.41	0.245	16:36:34.533
4 -	1:35.312	48.987	2:24.299		74.06	2.815	16:38:58.832
5 -	***1:34.122***	47.362	***2:21.484***	**(1)**	***75.54***		***16:41:20.316***

P16 57 R Geoff MOOK Yamaha -

IDEAL LAP TIME : 2:20.249 BEST LAP TIME : 2:20.503 DIFFERENCE : 0.254

LAP	SECTOR 1	SECTOR 2	LAP TIME		MPH	DIFF	TIME OF DAY
1 -		48.570	2:33.002		69.85	12.499	16:31:53.030
2 -	1:35.330	47.605	2:22.935	**(3)**	74.77	2.432	16:34:15.965
3 -	1:34.224	***46.279***	***2:20.503***	**(1)**	***76.07***		***16:36:36.468***
4 -	1:34.821	48.512	2:23.333		74.56	2.830	16:38:59.801
5 -	***1:33.970***	46.742	2:20.712	**(2)**	75.95	0.209	16:41:20.513

P17 5 Max HOUSE Yamaha -

IDEAL LAP TIME : 2:20.118 BEST LAP TIME : 2:20.118 DIFFERENCE : 0.000

LAP	SECTOR 1	SECTOR 2	LAP TIME		MPH	DIFF	TIME OF DAY
1 -		48.408	2:32.520		70.07	12.402	16:31:52.548
2 -	1:35.662	47.380	2:23.042	**(3)**	74.71	2.924	16:34:15.590
3 -	***1:33.478***	***46.640***	***2:20.118***	**(1)**	***76.27***		***16:36:35.708***
4 -	1:35.351	48.456	2:23.807		74.32	3.689	16:38:59.515
5 -	1:34.109	48.093	2:22.202	**(2)**	75.16	2.084	16:41:21.717

P18 40 C Douglas BEACOCK Yamaha -

IDEAL LAP TIME : 2:24.328 BEST LAP TIME : 2:24.427 DIFFERENCE : 0.099

LAP	SECTOR 1	SECTOR 2	LAP TIME		MPH	DIFF	TIME OF DAY
1 -		48.382	2:32.959		69.87	8.532	16:31:52.987
2 -	1:37.039	***47.618***	2:24.657	**(2)**	73.88	0.230	16:34:17.644
3 -	1:37.785	48.832	2:26.617		72.89	2.190	16:36:44.261
4 -	1:37.770	48.599	2:26.369	**(3)**	73.02	1.942	16:39:10.630
5 -	***1:36.710***	47.717	***2:24.427***	**(1)**	***74.00***		***16:41:35.057***

P19 60 R Daniel GOUGH Yamaha - G Force Motorcycles

IDEAL LAP TIME : 2:25.291 BEST LAP TIME : 2:25.796 DIFFERENCE : 0.505

LAP	SECTOR 1	SECTOR 2	LAP TIME		MPH	DIFF	TIME OF DAY
1 -		***48.912***	2:38.032		67.63	12.236	16:31:58.060
2 -	1:38.086	50.170	2:28.256	**(3)**	72.09	2.460	16:34:26.316
3 -	1:36.879	49.577	2:26.456	**(2)**	72.97	0.660	16:36:52.772
4 -	1:38.409	50.072	2:28.481		71.98	2.685	16:39:21.253
5 -	***1:36.379***	49.417	***2:25.796***	**(1)**	***73.30***		***16:41:47.049***

Weather / Track : Bright / Dry

Snetterton 300
Circuit Length = 2.9689 miles
Start: 16:29 Flag 16:40 End: 16:42

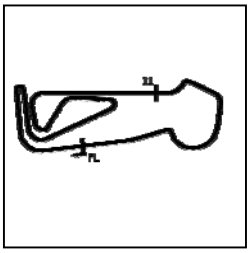

DFDS Seaways Yamaha Past Masters

RACE 14 - SECTOR ANALYSIS

SECTOR 1 = FL to I1, SECTOR 2 = I1 to FL, DIFF = Difference To Personal Best Lap, P = Crossed Finish Line in Pit Lane, D = Time Disallowed

P20 17 C David PATERSON Yamaha - Lots of overtime

IDEAL LAP TIME : 2:29.134 BEST LAP TIME : 2:29.134 DIFFERENCE : 0.000

LAP	SECTOR 1	SECTOR 2	LAP TIME	MPH	DIFF	TIME OF DAY
1 -		49.976	2:39.249	67.11	10.115	16:31:59.277
2 -	***1:39.444***	***49.690***	***2:29.134 (1)***	***71.66***		***16:34:28.411***
3 -	1:39.967	50.593	2:30.560 **(2)**	70.98	1.426	16:36:58.971
4 -	1:41.402	50.325	2:31.727	70.44	2.593	16:39:30.698
5 -	1:40.688	50.548	2:31.236 **(3)**	70.67	2.102	16:42:01.934

P21 87 R Denise BUTTON Yamaha -

IDEAL LAP TIME : 2:29.854 BEST LAP TIME : 2:29.854 DIFFERENCE : 0.000

LAP	SECTOR 1	SECTOR 2	LAP TIME	MPH	DIFF	TIME OF DAY
1 -		50.434	2:39.744	66.90	9.890	16:31:59.772
2 -	***1:39.928***	***49.926***	***2:29.854 (1)***	***71.32***		***16:34:29.626***
3 -	1:40.721	49.927	2:30.648 **(2)**	70.94	0.794	16:37:00.274
4 -	1:40.505	50.319	2:30.824 **(3)**	70.86	0.970	16:39:31.098
5 -	1:40.628	50.428	2:31.056	70.75	1.202	16:42:02.154

P22 78 Gary BUTTON Yamaha -

IDEAL LAP TIME : 2:29.410 BEST LAP TIME : 2:29.447 DIFFERENCE : 0.037

LAP	SECTOR 1	SECTOR 2	LAP TIME	MPH	DIFF	TIME OF DAY
1 -		50.642	2:41.027	66.37	11.580	16:32:01.055
2 -	1:39.443	51.049	2:30.492 **(3)**	71.02	1.045	16:34:31.547
3 -	***1:39.279***	50.168	***2:29.447 (1)***	***71.51***		***16:37:00.994***
4 -	1:39.869	51.605	2:31.474	70.56	2.027	16:39:32.468
5 -	1:40.179	***50.131***	2:30.310 **(2)**	71.10	0.863	16:42:02.778

P23 59 C Neil HESMAN Yamaha - Farkham Hall

IDEAL LAP TIME : 2:28.964 BEST LAP TIME : 2:29.853 DIFFERENCE : 0.889

LAP	SECTOR 1	SECTOR 2	LAP TIME	MPH	DIFF	TIME OF DAY
1 -		50.581	2:41.348	66.24	11.495	16:32:01.376
2 -	1:40.056	50.654	2:30.710 **(3)**	70.91	0.857	16:34:32.086
3 -	1:40.530	***49.323***	***2:29.853 (1)***	***71.32***		***16:37:01.939***
4 -	***1:39.641***	51.310	2:30.951	70.80	1.098	16:39:32.890
5 -	1:40.326	50.217	2:30.543 **(2)**	70.99	0.690	16:42:03.433

P24 69 C Mark ELLERAY Yamaha - Abbot Solutions Ltd

IDEAL LAP TIME : 2:45.985 BEST LAP TIME : 2:46.532 DIFFERENCE : 0.547

LAP	SECTOR 1	SECTOR 2	LAP TIME	MPH	DIFF	TIME OF DAY
1 -		55.421	2:57.233	60.30	10.701	16:32:17.261
2 -	1:54.153	55.343	2:49.496 **(3)**	63.05	2.964	16:35:06.757
3 -	***1:51.414***	55.118	***2:46.532 (1)***	***64.18***		***16:37:53.289***
4 -	1:52.584	***54.571***	2:47.155 **(2)**	63.94	0.623	16:40:40.444

P25 13 Doug EDMONDSON Yamaha - Anyone want to lend me a bike for the Classic TT 201

IDEAL LAP TIME : 2:13.095 BEST LAP TIME : 2:13.095 DIFFERENCE : 0.000

LAP	SECTOR 1	SECTOR 2	LAP TIME	MPH	DIFF	TIME OF DAY
1 -		44.702	2:23.020	74.73	9.925	16:31:43.048
2 -	1:29.812	44.301	2:14.113 **(2)**	79.69	1.018	16:33:57.161
3 -	***1:28.935***	***44.160***	***2:13.095 (1)***	***80.30***		***16:36:10.256***

P26 66 R Neil ZWARTOUW Yamaha - BUILD SCOPE Extensions & Conversions

IDEAL LAP TIME : 2:32.439 BEST LAP TIME : DIFFERENCE :

LAP	SECTOR 1	SECTOR 2	LAP TIME	MPH	DIFF	TIME OF DAY
1 -		***50.693***	2:42.007	65.97		16:32:02.035

Weather / Track : Bright / Dry

Snetterton 300
Circuit Length = 2.9689 miles
Start: 16:29 Flag 16:40 End: 16:42

DFDS Seaways Yamaha Past Masters

RACE 14 - BEST SECTORS

SECTOR 1				SECTOR 2			IDEAL / BEST COMPARISON					
POS	NO	NAME	TIME	NO	NAME	TIME	POS	NO	NAME	IDEAL	BEST	DIFF
									PERFECT LAP	2:12.597		
1	13	EDMONDSON	**1:28.935**	19	BRANTON	**43.662**	1	19	BRANTON	2:13.041	2:13.650	0.609
2	19	BRANTON	**1:29.379**	13	EDMONDSON	**44.160**	2	13	EDMONDSON	2:13.095	2:13.095	0.000
3	125	MILES	**1:29.432**	125	MILES	**44.472**	3	125	MILES	2:13.904	2:13.904	0.000
4	61	WELCH	**1:30.860**	97	GUYETT	**45.056**	4	61	WELCH	2:16.156	2:16.509	0.353
5	74	WHITBY	**1:30.931**	101	DAVIES	**45.293**	5	97	GUYETT	2:16.164	2:16.164	0.000
6	70	BURSCOUGH	**1:30.998**	61	WELCH	**45.296**	6	74	WHITBY	2:16.262	2:16.461	0.199
7	97	GUYETT	**1:31.108**	74	WHITBY	**45.331**	7	70	BURSCOUGH	2:16.500	2:16.611	0.111
8	81	GRANT	**1:31.288**	50	HIGLETT	**45.379**	8	81	GRANT	2:16.724	2:17.201	0.477
9	101	DAVIES	**1:31.568**	81	GRANT	**45.436**	9	101	DAVIES	2:16.861	2:17.224	0.363
10	88	STANLEY	**1:31.824**	70	BURSCOUGH	**45.502**	10	50	HIGLETT	2:17.475	2:17.475	0.000
11	50	HIGLETT	**1:32.096**	88	STANLEY	**45.935**	11	88	STANLEY	2:17.759	2:17.959	0.200
12	24	CARSON	**1:32.742**	24	CARSON	**46.066**	12	24	CARSON	2:18.808	2:19.149	0.341
13	5	HOUSE	**1:33.478**	4	HALIL	**46.187**	13	4	HALIL	2:19.695	2:19.695	0.000
14	4	HALIL	**1:33.508**	57	MOOK	**46.279**	14	5	HOUSE	2:20.118	2:20.118	0.000
15	11	MIDDLETON	**1:33.862**	11	MIDDLETON	**46.560**	15	57	MOOK	2:20.249	2:20.503	0.254
16	57	MOOK	**1:33.970**	5	HOUSE	**46.640**	16	11	MIDDLETON	2:20.422	2:20.422	0.000
17	83	GODBOLD	**1:34.105**	83	GODBOLD	**46.741**	17	83	GODBOLD	2:20.846	2:20.934	0.088
18	21	HUNTER	**1:34.122**	21	HUNTER	**47.073**	18	21	HUNTER	2:21.195	2:21.484	0.289
19	60	GOUGH	**1:36.379**	40	BEACOCK	**47.618**	19	40	BEACOCK	2:24.328	2:24.427	0.099
20	40	BEACOCK	**1:36.710**	60	GOUGH	**48.912**	20	60	GOUGH	2:25.291	2:25.796	0.505
21	78	BUTTON	**1:39.279**	59	HESMAN	**49.323**	21	59	HESMAN	2:28.964	2:29.853	0.889
22	17	PATERSON	**1:39.444**	17	PATERSON	**49.690**	22	17	PATERSON	2:29.134	2:29.134	0.000
23	59	HESMAN	**1:39.641**	87	BUTTON	**49.926**	23	78	BUTTON	2:29.410	2:29.447	0.037
24	87	BUTTON	**1:39.928**	78	BUTTON	**50.131**	24	87	BUTTON	2:29.854	2:29.854	0.000
25	66	ZWARTOUW	**1:41.746**	66	ZWARTOUW	**50.693**	25	66	ZWARTOUW	2:32.439		
26	69	ELLERAY	**1:51.414**	69	ELLERAY	**54.571**	26	69	ELLERAY	2:45.985	2:46.532	0.547

Weather / Track : Bright / Dry

Snetterton 300
Circuit Length = 2.9689 miles
Start: 16:29 Flag 16:40 End: 16:42

Results can be found at www.tsl-timing.com

Printed - 16:43 Saturday, 19 May 2018

DFDS Seaways Yamaha Past Masters

RACE 6 - GRID (7 Laps)

ROW 10	30	67	Mark BAILEY	29	95	Simon CLARK	28	100 Paul MILLINGTON
ROW 9	27	7	Pete FISHWICK	26	66	Neil ZWARTOUW	25	2:46.532 69 Mark ELLERAY
ROW 8	24	2:29.854 87	Denise BUTTON	23	2:29.853 59	Neil HESMAN	22	2:29.447 78 Gary BUTTON
ROW 7	21	2:29.134 17	David PATERSON	20	2:25.796 60	Daniel GOUGH	19	2:24.427 40 Douglas BEACOCK
ROW 6	18	2:21.484 21	Ben HUNTER	17	2:20.934 83	Paul GODBOLD	16	2:20.503 57 Geoff MOOK
ROW 5	15	2:20.422 11	Paul MIDDLETON	14	2:20.118 5	Max HOUSE	13	2:19.695 4 Denis HALIL
ROW 4	12	2:19.149 24	Scott CARSON	11	2:17.959 88	Michael STANLEY	10	2:17.475 50 Graham HIGLETT
ROW 3	9	2:17.224 101	Andrew DAVIES	8	2:17.201 81	Scott GRANT	7	2:16.611 70 Andrew BURSCOUGH
ROW 2	6	2:16.509 61	Paul WELCH	5	2:16.461 74	Paul WHITBY	4	2:16.164 97 Reece GUYETT
ROW 1	3	2:13.904 125	Ben MILES	2	2:13.650 19	Peter BRANTON	1	2:13.095 13 Doug EDMONDSON

Pole

Snetterton 300
Circuit Length = 2.9689 miles

These results are provisional until the conclusion of any judicial and technical matters.

Clerk Of Course :		Timekeeper :

Results can be found at www.tsl-timing.com

Printed - 16:45 Saturday, 19 May 2018

DFDS Seaways Yamaha Past Masters

RACE 6 - CLASSIFICATION

POS	NO	CL	PIC	NAME	ENTRY	LAPS	TIME	GAP	DIFF	MPH	BEST	ON
1	**19**		1	Peter BRANTON	Yamaha -	**7**	15:34.806			80.03	**2:10.894**	2
2	**13**		2	Doug EDMONDSON	Yamaha - Anyone want to lend me a bike for the Cla	**7**	15:36.564	**1.758**	1.758	79.88	**2:11.573**	7
3	**81**		3	Scott GRANT	Yamaha - SEAGER engineering/ Motaa Cycle Parts	**7**	15:44.857	**10.051**	8.293	79.18	**2:13.151**	4
4	**125**		4	Ben MILES	Yamaha - Gibson Exhaust	**7**	15:44.904	**10.098**	0.047	79.17	**2:13.691**	3
5	**70**	C	1	Andrew BURSCOUGH	Yamaha - Apollo Tuning	**7**	15:58.521	**23.715**	13.617	78.05	**2:14.565**	2
6	**74**		5	Paul WHITBY	Yamaha -	**7**	15:58.896	**24.090**	0.375	78.02	**2:15.169**	7
7	**61**		6	Paul WELCH	Yamaha -	**7**	15:59.363	**24.557**	0.467	77.98	**2:14.606**	2
8	**97**		7	Reece GUYETT	Yamaha - rose mot	**7**	15:59.383	**24.577**	0.020	77.98	**2:15.520**	4
9	**101**		8	Andrew DAVIES	Yamaha - GIBSON EXHAUSTS	**7**	16:04.657	**29.851**	5.274	77.55	**2:16.292**	6
10	**4**		9	Denis HALIL	Yamaha - D & A AUTOS	**7**	16:06.412	**31.606**	1.755	77.41	**2:15.884**	6
11	**50**		10	Graham HIGLETT	Yamaha -	**7**	16:06.628	**31.822**	0.216	77.39	**2:15.787**	7
12	**88**		11	Michael STANLEY	Yamaha -	**7**	16:10.477	**35.671**	3.849	77.09	**2:17.273**	6
13	**24**	R	1	Scott CARSON	Yamaha - Two wheel technics	**7**	16:13.231	**38.425**	2.754	76.87	**2:17.147**	7
14	**57**	R	2	Geoff MOOK	Yamaha -	**7**	16:13.302	**38.496**	0.071	76.86	**2:17.116**	6
15	**83**	C	2	Paul GODBOLD	Yamaha - Hill farm tree services	**7**	16:17.698	**42.892**	4.396	76.52	**2:17.321**	7
16	**5**	C	3	Max HOUSE	Yamaha -	**7**	16:18.721	**43.915**	1.023	76.44	**2:17.722**	6
17	**21**		12	Ben HUNTER	Yamaha -	**7**	16:39.825	**1:05.019**	21.104	74.82	**2:19.740**	2
18	**11**	C	4	Paul MIDDLETON	Yamaha - Whizzard Racing	**7**	16:40.090	**1:05.284**	0.265	74.80	**2:21.450**	3
19	**40**	C	5	Douglas BEACOCK	Yamaha -	**7**	16:53.192	**1:18.386**	13.102	73.84	**2:22.505**	7
20	**60**	R	3	Daniel GOUGH	Yamaha - G Force Motorcycles	**7**	17:18.913	**1:44.107**	25.721	72.01	**2:26.000**	7
21	**17**	C	6	David PATERSON	Yamaha - Lots of overtime	**7**	17:29.687	**1:54.881**	10.774	71.27	**2:28.440**	2
22	**87**	R	4	Denise BUTTON	Yamaha -	**7**	17:31.004	**1:56.198**	1.317	71.18	**2:26.878**	5
23	**66**	R	5	Neil ZWARTOUW	Yamaha - BUILD SCOPE Extensions & Conversions	**7**	17:35.293	**2:00.487**	4.289	70.89	**2:27.831**	7
24	**59**	C	7	Neil HESMAN	Yamaha - Farkham Hall	**7**	17:38.469	**2:03.663**	3.176	70.68	**2:28.326**	3
25	**100**	R	6	Paul MILLINGTON	Yamaha - www.ypmrc.co.uk	**6**	15:36.014	**1 Lap**	1 Lap	68.51	**2:33.478**	2
26	**67**	R	7	Mark BAILEY	Yamaha - Gforce motorcycles	**6**	17:46.795	**1 Lap**	2:10.781	60.11	**2:51.090**	6
				NOT CLASSIFIED								
DNF	**7**			Pete FISHWICK	Yamaha -	**3**	6:58.054	**4 Laps**	3 Laps	76.69	**2:14.784**	3
DNF	**69**	C		Mark ELLERAY	Yamaha - Abbot Solutions Ltd	**2**	5:37.114	**5 Laps**	1 Lap	63.40	**2:45.414**	2
DNF	**78**			Gary BUTTON	Yamaha -	**1**	2:51.011	**6 Laps**	1 Lap	62.49		

FASTEST LAP

19		Peter BRANTON	Yamaha -	**2**	2:10.894	81.65 mph	131.41 kph
70	C	Andrew BURSCOUGH	Yamaha - Apollo Tuning	**2**	2:14.565	79.42 mph	127.82 kph
57	R	Geoff MOOK	Yamaha -	**6**	2:17.116	77.94 mph	125.44 kph

Class - 92.5% of Race Speed = 74.02 mph
Class C - 92.5% of Race Speed = 72.19 mph
Class R - 92.5% of Race Speed = 71.10 mph

Snetterton 300
Circuit Length = 2.9689 miles
Start: 11:52 Flag 12:07 End: 12:10

Weather / Track : Sunny / Dry
These results are provisional until the conclusion of any judicial and technical matters.

Clerk Of Course :		Timekeeper :

Results can be found at www.tsl-timing.com

Printed - 12:10 Sunday, 20 May 2018

DFDS Seaways Yamaha Past Masters

RACE 6 - LAP CHART

LAP 1 @ 11:54:36.185

NO	BEHIND	LAP TIME
19		2:19.551
13	1.177	2:20.728
125	1.536	2:21.087
61	2.039	2:21.590
81	2.500	2:22.051
70	2.960	2:22.511
97	3.815	2:23.366
101	3.905	2:23.456
74	4.357	2:23.908
88	4.865	2:24.416
24	5.467	2:25.018
4	6.362	2:25.913
50	6.970	2:26.521
7	7.220	2:26.771
83	8.277	2:27.828
5	8.290	2:27.841
57	8.412	2:27.963
21	9.037	2:28.588
11	10.472	2:30.023
40	11.755	2:31.306
60	14.883	2:34.434
17	15.368	2:34.919
87	19.196	2:38.747
66	19.304	2:38.855
59	19.538	2:39.089
100	23.009	2:42.560
78	31.460	2:51.011
69	32.149	2:51.700
67	48.200	3:07.751

LAP 2 @ 11:56:47.079

NO	BEHIND	LAP TIME
19		2:10.894
13	3.888	2:13.605
125	4.337	2:13.695
61	5.751	2:14.606
81	5.820	2:14.214
70	6.631	2:14.565
74	8.877	2:15.414
97	8.992	2:16.071
101	9.502	2:16.491
4	11.613	2:16.145
88	11.644	2:17.673
7	12.825	2:16.499
24	12.903	2:18.330
50	13.485	2:17.409
57	14.897	2:17.379
5	15.276	2:17.880
83	16.827	2:19.444
21	17.883	2:19.740
11	21.133	2:21.555
40	24.951	2:24.090
17	32.914	2:28.440
60	33.191	2:29.202
87	36.595	2:28.293
66	39.346	2:30.936
59	39.491	2:30.847
100	45.593	2:33.478
69	1:06.669	2:45.414
67	1:38.427	3:01.121

LAP 3 @ 11:58:58.897

NO	BEHIND	LAP TIME
19		2:11.818
13	5.684	2:13.614
125	6.210	2:13.691
81	7.889	2:13.887
70	9.713	2:14.900
61	9.792	2:15.859
97	13.153	2:15.979
74	13.208	2:16.149
7	15.791	2:14.784
101	15.892	2:18.208
4	15.997	2:16.202
88	17.855	2:18.029
50	18.858	2:17.191
24	18.895	2:17.810
57	20.280	2:17.201
5	21.450	2:17.992
83	23.248	2:18.239
21	27.722	2:21.657
11	30.765	2:21.450
40	38.047	2:24.914
60	48.934	2:27.561
17	50.559	2:29.463
87	53.544	2:28.767
59	55.999	2:28.326
66	57.100	2:29.572
100	1:08.334	2:34.559

LAP 4 @ 12:01:12.115

NO	BEHIND	LAP TIME
19		2:13.218
13	5.396	2:12.930
125	7.489	2:14.497
81	7.822	2:13.151
67	1 Lap	2:56.462
70	13.032	2:16.537
61	13.834	2:17.260
74	15.273	2:15.283
97	15.455	2:15.520
4	19.002	2:16.223
101	19.681	2:17.007
88	22.200	2:17.563
50	22.526	2:16.886
24	23.911	2:18.234
57	24.464	2:17.402
5	27.136	2:18.904
83	28.135	2:18.105
21	36.327	2:21.823
11	39.053	2:21.506
40	49.489	2:24.660
60	1:02.864	2:27.148
17	1:06.430	2:29.089
87	1:09.446	2:29.120
66	1:12.138	2:28.256
59	1:12.544	2:29.763
100	1:32.765	2:37.649

LAP 5 @ 12:03:24.898

NO	BEHIND	LAP TIME
19		2:12.783
13	4.503	2:11.890
125	8.813	2:14.107
81	8.935	2:13.896
70	18.343	2:18.094
61	18.898	2:17.847
97	19.251	2:16.579
74	19.462	2:16.972
101	23.807	2:16.909
4	24.154	2:17.935
50	26.559	2:16.816
88	27.609	2:18.192
24	29.988	2:18.860
57	30.502	2:18.821
5	33.880	2:19.527
83	34.123	2:18.771
21	45.873	2:22.329
11	48.574	2:22.304
67	1 Lap	2:54.969
40	59.688	2:22.982
60	1:17.686	2:27.605
17	1:22.467	2:28.820
87	1:23.541	2:26.878
66	1:29.328	2:29.973
59	1:31.074	2:31.313
100	1:54.156	2:34.174

LAP 6 @ 12:05:37.893

NO	BEHIND	LAP TIME
19		2:12.995
13	3.732	2:12.224
125	9.776	2:13.958
81	9.845	2:13.905
70	21.558	2:16.210
61	22.224	2:16.321
97	22.285	2:16.029
74	22.468	2:16.001
4	27.043	2:15.884
101	27.104	2:16.292
50	29.582	2:16.018
88	31.887	2:17.273
57	34.623	2:17.116
24	34.825	2:17.832
5	38.607	2:17.722
83	39.118	2:17.990
21	55.304	2:22.426
11	57.246	2:21.667
40	1:09.428	2:22.735
60	1:31.654	2:26.963
67	1 Lap	2:55.402
17	1:39.230	2:29.758
87	1:39.825	2:29.279
66	1:46.203	2:29.870
59	1:48.801	2:30.722

LAP 7 @ 12:07:51.440

NO	BEHIND	LAP TIME
19		2:13.547
100	1 Lap	2:33.594
13	1.758	2:11.573
81	10.051	2:13.753
125	10.098	2:13.869
70	23.715	2:15.704
74	24.090	2:15.169
61	24.557	2:15.880
97	24.577	2:15.839
101	29.851	2:16.294
4	31.606	2:18.110
50	31.822	2:15.787
88	35.671	2:17.331
24	38.425	2:17.147
57	38.496	2:17.420
83	42.892	2:17.321
5	43.915	2:18.855
21	1:05.019	2:23.262
11	1:05.284	2:21.585
40	1:18.386	2:22.505
60	1:44.107	2:26.000
17	1:54.881	2:29.198
87	1:56.198	2:29.920
66	2:00.487	2:27.831
59	2:03.663	2:28.409
67	1 Lap	2:51.090

Weather / Track : Sunny / Dry

Snetterton 300
Circuit Length = 2.9689 miles
Start: 11:52 Flag 12:07 End: 12:10

Results can be found at www.tsl-timing.com

Printed - 12:11 Sunday, 20 May 2018

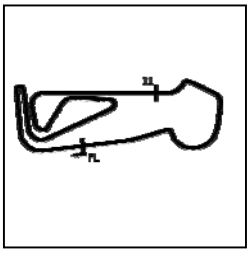

DFDS Seaways Yamaha Past Masters

RACE 6 - SECTOR ANALYSIS

SECTOR 1 = FL to I1, SECTOR 2 = I1 to FL, DIFF = Difference To Personal Best Lap, P = Crossed Finish Line in Pit Lane, D = Time Disallowed

P1 19 Peter BRANTON — Yamaha -

IDEAL LAP TIME : 2:10.894 BEST LAP TIME : 2:10.894 DIFFERENCE : 0.000

LAP	SECTOR 1	SECTOR 2	LAP TIME	MPH	DIFF	TIME OF DAY
1 -		43.433	2:19.551	76.58	8.657	11:54:36.185
2 -	***1:27.480***	***43.414***	***2:10.894 (1)***	***81.65***		***11:56:47.079***
3 -	1:27.895	43.923	2:11.818 **(2)**	81.08	0.924	11:58:58.897
4 -	1:28.693	44.525	2:13.218	80.23	2.324	12:01:12.115
5 -	1:28.727	44.056	2:12.783 **(3)**	80.49	1.889	12:03:24.898
6 -	1:28.990	44.005	2:12.995	80.36	2.101	12:05:37.893
7 -	1:29.276	44.271	2:13.547	80.03	2.653	12:07:51.440

P2 13 Doug EDMONDSON — Yamaha - Anyone want to lend me a bike for the Classic TT 201

IDEAL LAP TIME : 2:11.573 BEST LAP TIME : 2:11.573 DIFFERENCE : 0.000

LAP	SECTOR 1	SECTOR 2	LAP TIME	MPH	DIFF	TIME OF DAY
1 -		44.562	2:20.728	75.94	9.155	11:54:37.362
2 -	1:29.084	44.521	2:13.605	79.99	2.032	11:56:50.967
3 -	1:29.087	44.527	2:13.614	79.99	2.041	11:59:04.581
4 -	1:28.413	44.517	2:12.930	80.40	1.357	12:01:17.511
5 -	1:27.991	43.899	2:11.890 **(2)**	81.03	0.317	12:03:29.401
6 -	1:28.157	44.067	2:12.224 **(3)**	80.83	0.651	12:05:41.625
7 -	***1:27.865***	***43.708***	***2:11.573 (1)***	***81.23***		***12:07:53.198***

P3 81 Scott GRANT — Yamaha - SEAGER engineering/ Motaa Cycle Parts

IDEAL LAP TIME : 2:12.610 BEST LAP TIME : 2:13.151 DIFFERENCE : 0.541

LAP	SECTOR 1	SECTOR 2	LAP TIME	MPH	DIFF	TIME OF DAY
1 -		45.423	2:22.051	75.24	8.900	11:54:38.685
2 -	1:29.375	44.839	2:14.214	79.63	1.063	11:56:52.899
3 -	1:29.529	***44.358***	2:13.887 **(3)**	79.82	0.736	11:59:06.786
4 -	***1:28.252***	44.899	***2:13.151 (1)***	***80.27***		***12:01:19.937***
5 -	1:29.108	44.788	2:13.896	79.82	0.745	12:03:33.833
6 -	1:29.330	44.575	2:13.905	79.81	0.754	12:05:47.738
7 -	1:29.303	44.450	2:13.753 **(2)**	79.90	0.602	12:08:01.491

P4 125 Ben MILES — Yamaha - Gibson Exhaust

IDEAL LAP TIME : 2:13.526 BEST LAP TIME : 2:13.691 DIFFERENCE : 0.165

LAP	SECTOR 1	SECTOR 2	LAP TIME	MPH	DIFF	TIME OF DAY
1 -		44.972	2:21.087	75.75	7.396	11:54:37.721
2 -	1:29.276	44.419	2:13.695 **(2)**	79.94	0.004	11:56:51.416
3 -	1:29.327	44.364	***2:13.691 (1)***	***79.94***		***11:59:05.107***
4 -	1:29.468	45.029	2:14.497	79.46	0.806	12:01:19.604
5 -	1:29.749	***44.358***	2:14.107	79.69	0.416	12:03:33.711
6 -	1:29.356	44.602	2:13.958	79.78	0.267	12:05:47.669
7 -	***1:29.168***	44.701	2:13.869 **(3)**	79.83	0.178	12:08:01.538

P5 70 C Andrew BURSCOUGH — Yamaha - Apollo Tuning

IDEAL LAP TIME : 2:14.407 BEST LAP TIME : 2:14.565 DIFFERENCE : 0.158

LAP	SECTOR 1	SECTOR 2	LAP TIME	MPH	DIFF	TIME OF DAY
1 -		***44.872***	2:22.511	74.99	7.946	11:54:39.145
2 -	***1:29.535***	45.030	***2:14.565 (1)***	***79.42***		***11:56:53.710***
3 -	1:29.987	44.913	2:14.900 **(2)**	79.22	0.335	11:59:08.610
4 -	1:30.690	45.847	2:16.537	78.27	1.972	12:01:25.147
5 -	1:32.297	45.797	2:18.094	77.39	3.529	12:03:43.241
6 -	1:30.721	45.489	2:16.210	78.46	1.645	12:05:59.451
7 -	1:30.203	45.501	2:15.704 **(3)**	78.76	1.139	12:08:15.155

P6 74 Paul WHITBY — Yamaha -

IDEAL LAP TIME : 2:14.995 BEST LAP TIME : 2:15.169 DIFFERENCE : 0.174

LAP	SECTOR 1	SECTOR 2	LAP TIME	MPH	DIFF	TIME OF DAY

Weather / Track : Sunny / Dry

Snetterton 300
Circuit Length = 2.9689 miles
Start: 11:52 Flag 12:07 End: 12:10

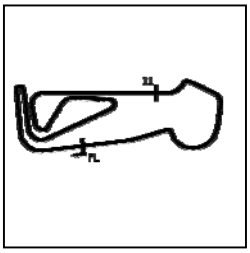

DFDS Seaways Yamaha Past Masters

RACE 6 - SECTOR ANALYSIS

SECTOR 1 = FL to I1, SECTOR 2 = I1 to FL, DIFF = Difference To Personal Best Lap, P = Crossed Finish Line in Pit Lane, D = Time Disallowed

1 -		45.693	2:23.908		74.26	8.739	11:54:40.542
2 -	1:30.188	45.226	2:15.414	(3)	78.92	0.245	11:56:55.956
3 -	1:31.102	45.047	2:16.149		78.50	0.980	11:59:12.105
4 -	1:30.314	***44.969***	2:15.283	(2)	79.00	0.114	12:01:27.388
5 -	1:31.050	45.922	2:16.972		78.03	1.803	12:03:44.360
6 -	1:30.446	45.555	2:16.001		78.58	0.832	12:06:00.361
7 -	***1:30.026***	45.143	***2:15.169***	**(1)**	***79.07***		***12:08:15.530***

P7 61 Paul WELCH Yamaha -

IDEAL LAP TIME : 2:14.606 BEST LAP TIME : 2:14.606 DIFFERENCE : 0.000

LAP	SECTOR 1	SECTOR 2	LAP TIME		MPH	DIFF	TIME OF DAY
1 -		45.081	2:21.590		75.48	6.984	11:54:38.224
2 -	***1:29.727***	***44.879***	***2:14.606***	**(1)**	***79.40***		***11:56:52.830***
3 -	1:30.556	45.303	2:15.859	(2)	78.67	1.253	11:59:08.689
4 -	1:31.490	45.770	2:17.260		77.86	2.654	12:01:25.949
5 -	1:32.253	45.594	2:17.847		77.53	3.241	12:03:43.796
6 -	1:30.914	45.407	2:16.321		78.40	1.715	12:06:00.117
7 -	1:30.604	45.276	2:15.880	(3)	78.65	1.274	12:08:15.997

P8 97 Reece GUYETT Yamaha - rose mot

IDEAL LAP TIME : 2:15.357 BEST LAP TIME : 2:15.520 DIFFERENCE : 0.163

LAP	SECTOR 1	SECTOR 2	LAP TIME		MPH	DIFF	TIME OF DAY
1 -		45.369	2:23.366		74.55	7.846	11:54:40.000
2 -	1:31.262	44.809	2:16.071		78.54	0.551	11:56:56.071
3 -	1:30.990	44.989	2:15.979	(3)	78.60	0.459	11:59:12.050
4 -	1:30.812	***44.708***	***2:15.520***	**(1)**	***78.86***		***12:01:27.570***
5 -	1:30.961	45.618	2:16.579		78.25	1.059	12:03:44.149
6 -	1:30.760	45.269	2:16.029		78.57	0.509	12:06:00.178
7 -	***1:30.649***	45.190	2:15.839	(2)	78.68	0.319	12:08:16.017

P9 101 Andrew DAVIES Yamaha - GIBSON EXHAUSTS

IDEAL LAP TIME : 2:16.019 BEST LAP TIME : 2:16.292 DIFFERENCE : 0.273

LAP	SECTOR 1	SECTOR 2	LAP TIME		MPH	DIFF	TIME OF DAY
1 -		45.373	2:23.456		74.50	7.164	11:54:40.090
2 -	1:31.567	***44.924***	2:16.491	(3)	78.30	0.199	11:56:56.581
3 -	1:32.268	45.940	2:18.208		77.33	1.916	11:59:14.789
4 -	1:31.457	45.550	2:17.007		78.01	0.715	12:01:31.796
5 -	1:31.530	45.379	2:16.909		78.06	0.617	12:03:48.705
6 -	***1:31.095***	45.197	***2:16.292***	**(1)**	***78.42***		***12:06:04.997***
7 -	1:31.259	45.035	2:16.294	(2)	78.41	0.002	12:08:21.291

P10 4 Denis HALIL Yamaha - D & A AUTOS

IDEAL LAP TIME : 2:15.851 BEST LAP TIME : 2:15.884 DIFFERENCE : 0.033

LAP	SECTOR 1	SECTOR 2	LAP TIME		MPH	DIFF	TIME OF DAY
1 -		45.324	2:25.913		73.24	10.029	11:54:42.547
2 -	***1:30.785***	45.360	2:16.145	(2)	78.50	0.261	11:56:58.692
3 -	1:30.786	45.416	2:16.202	(3)	78.47	0.318	11:59:14.894
4 -	1:31.045	45.178	2:16.223		78.46	0.339	12:01:31.117
5 -	1:32.728	45.207	2:17.935		77.48	2.051	12:03:49.052
6 -	1:30.818	***45.066***	***2:15.884***	**(1)**	***78.65***		***12:06:04.936***
7 -	1:32.945	45.165	2:18.110		77.38	2.226	12:08:23.046

P11 50 Graham HIGLETT Yamaha -

IDEAL LAP TIME : 2:15.666 BEST LAP TIME : 2:15.787 DIFFERENCE : 0.121

LAP	SECTOR 1	SECTOR 2	LAP TIME		MPH	DIFF	TIME OF DAY
1 -		45.907	2:26.521		72.94	10.734	11:54:43.155
2 -	1:32.101	45.308	2:17.409		77.78	1.622	11:57:00.564
3 -	1:31.637	45.554	2:17.191		77.90	1.404	11:59:17.755
4 -	1:31.791	45.095	2:16.886		78.08	1.099	12:01:34.641

Snetterton 300
Circuit Length = 2.9689 miles
Start: 11:52 Flag 12:07 End: 12:10

Weather / Track : Sunny / Dry

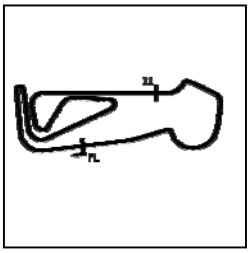

DFDS Seaways Yamaha Past Masters

RACE 6 - SECTOR ANALYSIS

SECTOR 1 = FL to I1, SECTOR 2 = I1 to FL, DIFF = Difference To Personal Best Lap, P = Crossed Finish Line in Pit Lane, D = Time Disallowed

5 -	1:31.737	45.079	2:16.816	(3)	78.12	1.029	12:03:51.457
6 -	1:31.121	***44.897***	2:16.018	(2)	78.57	0.231	12:06:07.475
7 -	***1:30.769***	45.018	***2:15.787***	(1)	***78.71***		***12:08:23.262***

P12 88 Michael STANLEY — Yamaha -

IDEAL LAP TIME : 2:17.086 BEST LAP TIME : 2:17.273 DIFFERENCE : 0.187

LAP	SECTOR 1	SECTOR 2	LAP TIME		MPH	DIFF	TIME OF DAY
1 -		45.525	2:24.416		74.00	7.143	11:54:41.050
2 -	1:31.852	45.821	2:17.673		77.63	0.400	11:56:58.723
3 -	1:32.524	45.505	2:18.029		77.43	0.756	11:59:16.752
4 -	1:31.714	45.849	2:17.563	(3)	77.69	0.290	12:01:34.315
5 -	1:32.418	45.774	2:18.192		77.34	0.919	12:03:52.507
6 -	1:31.859	***45.414***	***2:17.273***	(1)	***77.86***		***12:06:09.780***
7 -	***1:31.672***	45.659	2:17.331	(2)	77.82	0.058	12:08:27.111

P13 24 R Scott CARSON — Yamaha - Two wheel technics

IDEAL LAP TIME : 2:17.147 BEST LAP TIME : 2:17.147 DIFFERENCE : 0.000

LAP	SECTOR 1	SECTOR 2	LAP TIME		MPH	DIFF	TIME OF DAY
1 -		45.927	2:25.018		73.70	7.871	11:54:41.652
2 -	1:31.787	46.543	2:18.330		77.26	1.183	11:56:59.982
3 -	1:31.497	46.313	2:17.810	(2)	77.55	0.663	11:59:17.792
4 -	1:32.209	46.025	2:18.234		77.31	1.087	12:01:36.026
5 -	1:32.684	46.176	2:18.860		76.97	1.713	12:03:54.886
6 -	1:32.037	45.795	2:17.832	(3)	77.54	0.685	12:06:12.718
7 -	***1:31.368***	***45.779***	***2:17.147***	(1)	***77.93***		***12:08:29.865***

P14 57 R Geoff MOOK — Yamaha -

IDEAL LAP TIME : 2:16.771 BEST LAP TIME : 2:17.116 DIFFERENCE : 0.345

LAP	SECTOR 1	SECTOR 2	LAP TIME		MPH	DIFF	TIME OF DAY
1 -		46.127	2:27.963		72.23	10.847	11:54:44.597
2 -	1:31.901	45.478	2:17.379	(3)	77.79	0.263	11:57:01.976
3 -	1:32.089	***45.112***	2:17.201	(2)	77.90	0.085	11:59:19.177
4 -	1:31.717	45.685	2:17.402		77.78	0.286	12:01:36.579
5 -	1:32.425	46.396	2:18.821		76.99	1.705	12:03:55.400
6 -	***1:31.659***	45.457	***2:17.116***	(1)	***77.94***		***12:06:12.516***
7 -	1:31.970	45.450	2:17.420		77.77	0.304	12:08:29.936

P15 83 C Paul GODBOLD — Yamaha - Hill farm tree services

IDEAL LAP TIME : 2:17.144 BEST LAP TIME : 2:17.321 DIFFERENCE : 0.177

LAP	SECTOR 1	SECTOR 2	LAP TIME		MPH	DIFF	TIME OF DAY
1 -		46.549	2:27.828		72.30	10.507	11:54:44.462
2 -	1:33.082	46.362	2:19.444		76.64	2.123	11:57:03.906
3 -	1:32.383	45.856	2:18.239		77.31	0.918	11:59:22.145
4 -	1:32.281	45.824	2:18.105	(3)	77.39	0.784	12:01:40.250
5 -	1:32.576	46.195	2:18.771		77.01	1.450	12:03:59.021
6 -	***1:31.915***	46.075	2:17.990	(2)	77.45	0.669	12:06:17.011
7 -	1:32.092	***45.229***	***2:17.321***	(1)	***77.83***		***12:08:34.332***

P16 5 C Max HOUSE — Yamaha -

IDEAL LAP TIME : 2:17.364 BEST LAP TIME : 2:17.722 DIFFERENCE : 0.358

LAP	SECTOR 1	SECTOR 2	LAP TIME		MPH	DIFF	TIME OF DAY
1 -		45.983	2:27.841		72.29	10.119	11:54:44.475
2 -	1:32.235	***45.645***	2:17.880	(2)	77.51	0.158	11:57:02.355
3 -	1:32.262	45.730	2:17.992	(3)	77.45	0.270	11:59:20.347
4 -	1:32.460	46.444	2:18.904		76.94	1.182	12:01:39.251
5 -	1:33.604	45.923	2:19.527		76.60	1.805	12:03:58.778
6 -	***1:31.719***	46.003	***2:17.722***	(1)	***77.60***		***12:06:16.500***
7 -	1:32.584	46.271	2:18.855		76.97	1.133	12:08:35.355

Weather / Track : Sunny / Dry

Snetterton 300
Circuit Length = 2.9689 miles
Start: 11:52 Flag 12:07 End: 12:10

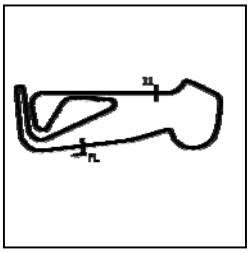

DFDS Seaways Yamaha Past Masters

RACE 6 - SECTOR ANALYSIS

SECTOR 1 = FL to I1, SECTOR 2 = I1 to FL, DIFF = Difference To Personal Best Lap, P = Crossed Finish Line in Pit Lane, D = Time Disallowed

P17 21 Ben HUNTER Yamaha -

IDEAL LAP TIME : 2:19.426 BEST LAP TIME : 2:19.740 DIFFERENCE : 0.314

LAP	SECTOR 1	SECTOR 2	LAP TIME		MPH	DIFF	TIME OF DAY
1 -		***46.182***	2:28.588		71.93	8.848	11:54:45.222
2 -	***1:33.244***	46.496	***2:19.740***	**(1)**	***76.48***		***11:57:04.962***
3 -	1:34.168	47.489	2:21.657	**(2)**	75.45	1.917	11:59:26.619
4 -	1:34.388	47.435	2:21.823	**(3)**	75.36	2.083	12:01:48.442
5 -	1:34.244	48.085	2:22.329		75.09	2.589	12:04:10.771
6 -	1:34.991	47.435	2:22.426		75.04	2.686	12:06:33.197
7 -	1:35.504	47.758	2:23.262		74.60	3.522	12:08:56.459

P18 11 C Paul MIDDLETON Yamaha - Whizzard Racing

IDEAL LAP TIME : 2:20.759 BEST LAP TIME : 2:21.450 DIFFERENCE : 0.691

LAP	SECTOR 1	SECTOR 2	LAP TIME		MPH	DIFF	TIME OF DAY
1 -		47.275	2:30.023		71.24	8.573	11:54:46.657
2 -	1:34.299	47.256	2:21.555	**(3)**	75.50	0.105	11:57:08.212
3 -	1:34.446	47.004	***2:21.450***	**(1)**	***75.56***		***11:59:29.662***
4 -	1:34.439	47.067	2:21.506	**(2)**	75.53	0.056	12:01:51.168
5 -	1:35.360	46.944	2:22.304		75.10	0.854	12:04:13.472
6 -	1:35.039	***46.628***	2:21.667		75.44	0.217	12:06:35.139
7 -	***1:34.131***	47.454	2:21.585		75.48	0.135	12:08:56.724

P19 40 C Douglas BEACOCK Yamaha -

IDEAL LAP TIME : 2:22.261 BEST LAP TIME : 2:22.505 DIFFERENCE : 0.244

LAP	SECTOR 1	SECTOR 2	LAP TIME		MPH	DIFF	TIME OF DAY
1 -		47.448	2:31.306		70.63	8.801	11:54:47.940
2 -	1:36.422	47.668	2:24.090		74.17	1.585	11:57:12.030
3 -	1:36.787	48.127	2:24.914		73.75	2.409	11:59:36.944
4 -	1:36.416	48.244	2:24.660		73.88	2.155	12:02:01.604
5 -	1:35.446	47.536	2:22.982	**(3)**	74.75	0.477	12:04:24.586
6 -	***1:35.413***	47.322	2:22.735	**(2)**	74.88	0.230	12:06:47.321
7 -	1:35.657	***46.848***	***2:22.505***	**(1)**	***75.00***		***12:09:09.826***

P20 60 R Daniel GOUGH Yamaha - G Force Motorcycles

IDEAL LAP TIME : 2:25.833 BEST LAP TIME : 2:26.000 DIFFERENCE : 0.167

LAP	SECTOR 1	SECTOR 2	LAP TIME		MPH	DIFF	TIME OF DAY
1 -		***49.397***	2:34.434		69.20	8.434	11:54:51.068
2 -	1:39.226	49.976	2:29.202		71.63	3.202	11:57:20.270
3 -	1:37.477	50.084	2:27.561		72.43	1.561	11:59:47.831
4 -	1:37.443	49.705	2:27.148	**(3)**	72.63	1.148	12:02:14.979
5 -	1:37.648	49.957	2:27.605		72.41	1.605	12:04:42.584
6 -	1:37.332	49.631	2:26.963	**(2)**	72.72	0.963	12:07:09.547
7 -	***1:36.436***	49.564	***2:26.000***	**(1)**	***73.20***		***12:09:35.547***

P21 17 C David PATERSON Yamaha - Lots of overtime

IDEAL LAP TIME : 2:27.456 BEST LAP TIME : 2:28.440 DIFFERENCE : 0.984

LAP	SECTOR 1	SECTOR 2	LAP TIME		MPH	DIFF	TIME OF DAY
1 -		***49.172***	2:34.919		68.99	6.479	11:54:51.553
2 -	***1:38.284***	50.156	***2:28.440***	**(1)**	***72.00***		***11:57:19.993***
3 -	1:39.057	50.406	2:29.463		71.50	1.023	11:59:49.456
4 -	1:39.332	49.757	2:29.089	**(3)**	71.68	0.649	12:02:18.545
5 -	1:39.247	49.573	2:28.820	**(2)**	71.81	0.380	12:04:47.365
6 -	1:40.063	49.695	2:29.758		71.36	1.318	12:07:17.123
7 -	1:39.263	49.935	2:29.198		71.63	0.758	12:09:46.321

P22 87 R Denise BUTTON Yamaha -

IDEAL LAP TIME : 2:26.878 BEST LAP TIME : 2:26.878 DIFFERENCE : 0.000

LAP	SECTOR 1	SECTOR 2	LAP TIME	MPH	DIFF	TIME OF DAY

Weather / Track : Sunny / Dry

Snetterton 300
Circuit Length = 2.9689 miles
Start: 11:52 Flag 12:07 End: 12:10

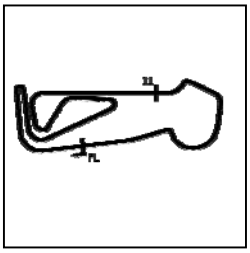

DFDS Seaways Yamaha Past Masters

RACE 6 - SECTOR ANALYSIS

SECTOR 1 = FL to I1, SECTOR 2 = I1 to FL, DIFF = Difference To Personal Best Lap, P = Crossed Finish Line in Pit Lane, D = Time Disallowed

1 -		50.278	2:38.747		67.32	11.869	11:54:55.381
2 -	1:38.656	49.637	2:28.293	(2)	72.07	1.415	11:57:23.674
3 -	1:39.450	49.317	2:28.767	(3)	71.84	1.889	11:59:52.441
4 -	1:39.572	49.548	2:29.120		71.67	2.242	12:02:21.561
5 -	***1:37.998***	***48.880***	***2:26.878***	**(1)**	***72.76***		***12:04:48.439***
6 -	1:40.254	49.025	2:29.279		71.59	2.401	12:07:17.718
7 -	1:40.541	49.379	2:29.920		71.29	3.042	12:09:47.638

P23 66 R Neil ZWARTOUW

Yamaha - BUILD SCOPE Extensions & Conversions

IDEAL LAP TIME : 2:27.831 BEST LAP TIME : 2:27.831 DIFFERENCE : 0.000

LAP	SECTOR 1	SECTOR 2	LAP TIME		MPH	DIFF	TIME OF DAY
1 -		50.452	2:38.855		67.28	11.024	11:54:55.489
2 -	1:40.690	50.246	2:30.936		70.81	3.105	11:57:26.425
3 -	1:39.806	49.766	2:29.572	(3)	71.45	1.741	11:59:55.997
4 -	1:38.654	49.602	2:28.256	(2)	72.09	0.425	12:02:24.253
5 -	1:39.945	50.028	2:29.973		71.26	2.142	12:04:54.226
6 -	1:40.023	49.847	2:29.870		71.31	2.039	12:07:24.096
7 -	***1:38.463***	***49.368***	***2:27.831***	**(1)**	***72.29***		***12:09:51.927***

P24 59 C Neil HESMAN

Yamaha - Farkham Hall

IDEAL LAP TIME : 2:28.044 BEST LAP TIME : 2:28.326 DIFFERENCE : 0.282

LAP	SECTOR 1	SECTOR 2	LAP TIME		MPH	DIFF	TIME OF DAY
1 -		49.701	2:39.089		67.18	10.763	11:54:55.723
2 -	1:40.704	50.143	2:30.847		70.85	2.521	11:57:26.570
3 -	***1:38.796***	49.530	***2:28.326***	**(1)**	***72.05***		***11:59:54.896***
4 -	1:39.656	50.107	2:29.763	(3)	71.36	1.437	12:02:24.659
5 -	1:41.045	50.268	2:31.313		70.63	2.987	12:04:55.972
6 -	1:40.998	49.724	2:30.722		70.91	2.396	12:07:26.694
7 -	1:39.161	***49.248***	2:28.409	(2)	72.01	0.083	12:09:55.103

P25 100 R Paul MILLINGTON

Yamaha - www.ypmrc.co.uk

IDEAL LAP TIME : 2:32.929 BEST LAP TIME : 2:33.478 DIFFERENCE : 0.549

LAP	SECTOR 1	SECTOR 2	LAP TIME		MPH	DIFF	TIME OF DAY
1 -		50.485	2:42.560		65.74	9.082	11:54:59.194
2 -	1:42.747	50.731	***2:33.478***	**(1)**	***69.63***		***11:57:32.672***
3 -	1:43.901	50.658	2:34.559		69.15	1.081	12:00:07.231
4 -	1:45.857	51.792	2:37.649		67.79	4.171	12:02:44.880
5 -	***1:42.716***	51.458	2:34.174	(3)	69.32	0.696	12:05:19.054
6 -	1:43.381	***50.213***	2:33.594	(2)	69.58	0.116	12:07:52.648

P26 67 R Mark BAILEY

Yamaha - Gforce motorcycles

IDEAL LAP TIME : 2:51.090 BEST LAP TIME : 2:51.090 DIFFERENCE : 0.000

LAP	SECTOR 1	SECTOR 2	LAP TIME		MPH	DIFF	TIME OF DAY
1 -		1:01.035	3:07.751		56.92	16.661	11:55:24.385
2 -	1:59.580	1:01.541	3:01.121		59.01	10.031	11:58:25.506
3 -	1:58.014	58.448	2:56.462		60.56	5.372	12:01:21.968
4 -	1:57.095	57.874	2:54.969	(2)	61.08	3.879	12:04:16.937
5 -	1:57.480	57.922	2:55.402	(3)	60.93	4.312	12:07:12.339
6 -	***1:54.306***	***56.784***	***2:51.090***	**(1)**	***62.47***		***12:10:03.429***

P27 7 Pete FISHWICK

Yamaha -

IDEAL LAP TIME : 2:13.798 BEST LAP TIME : 2:14.784 DIFFERENCE : 0.986

LAP	SECTOR 1	SECTOR 2	LAP TIME		MPH	DIFF	TIME OF DAY
1 -		46.042	2:26.771		72.82	11.987	11:54:43.405
2 -	1:31.061	45.438	2:16.499	(2)	78.30	1.715	11:56:59.904
3 -	1:29.633	***45.151***	***2:14.784***	**(1)**	***79.29***		***11:59:14.688***

Weather / Track : Sunny / Dry

Snetterton 300
Circuit Length = 2.9689 miles
Start: 11:52 Flag 12:07 End: 12:10

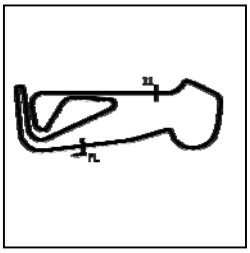

DFDS Seaways Yamaha Past Masters

RACE 6 - SECTOR ANALYSIS

SECTOR 1 = FL to I1, SECTOR 2 = I1 to FL, DIFF = Difference To Personal Best Lap, P = Crossed Finish Line in Pit Lane, D = Time Disallowed

P28 69 C Mark ELLERAY Yamaha - Abbot Solutions Ltd

IDEAL LAP TIME : 2:44.995 BEST LAP TIME : 2:45.414 DIFFERENCE : 0.419

LAP	SECTOR 1	SECTOR 2	LAP TIME	MPH	DIFF	TIME OF DAY
1 -		***54.654***	2:51.700	62.24	6.286	11:55:08.334
2 -	***1:50.341***	55.073	***2:45.414*** **(1)**	***64.61***		***11:57:53.748***

P29 78 Gary BUTTON Yamaha -

IDEAL LAP TIME : BEST LAP TIME : DIFFERENCE :

LAP	SECTOR 1	SECTOR 2	LAP TIME	MPH	DIFF	TIME OF DAY
1 -		***52.450***	2:51.011	62.49		11:55:07.645

Weather / Track : Sunny / Dry

Snetterton 300
Circuit Length = 2.9689 miles
Start: 11:52 Flag 12:07 End: 12:10

DFDS Seaways Yamaha Past Masters

RACE 6 - BEST SECTORS

SECTOR 1				SECTOR 2			IDEAL / BEST COMPARISON					
POS	NO	NAME	TIME	NO	NAME	TIME	POS	NO	NAME	IDEAL	BEST	DIFF
									PERFECT LAP	2:10.894		
1	19	BRANTON	**1:27.480**	19	BRANTON	**43.414**	1	19	BRANTON	2:10.894	2:10.894	0.000
2	13	EDMONDSON	**1:27.865**	13	EDMONDSON	**43.708**	2	13	EDMONDSON	2:11.573	2:11.573	0.000
3	81	GRANT	**1:28.252**	81	GRANT	**44.358**	3	81	GRANT	2:12.610	2:13.151	0.541
4	7	FISHWICK	**1:28.647**	125	MILES	**44.358**	4	125	MILES	2:13.526	2:13.691	0.165
5	125	MILES	**1:29.168**	97	GUYETT	**44.708**	5	7	FISHWICK	2:13.798	2:14.784	0.986
6	70	BURSCOUGH	**1:29.535**	70	BURSCOUGH	**44.872**	6	70	BURSCOUGH	2:14.407	2:14.565	0.158
7	61	WELCH	**1:29.727**	61	WELCH	**44.879**	7	61	WELCH	2:14.606	2:14.606	0.000
8	74	WHITBY	**1:30.026**	50	HIGLETT	**44.897**	8	74	WHITBY	2:14.995	2:15.169	0.174
9	97	GUYETT	**1:30.649**	101	DAVIES	**44.924**	9	97	GUYETT	2:15.357	2:15.520	0.163
10	50	HIGLETT	**1:30.769**	74	WHITBY	**44.969**	10	50	HIGLETT	2:15.666	2:15.787	0.121
11	4	HALIL	**1:30.785**	4	HALIL	**45.066**	11	4	HALIL	2:15.851	2:15.884	0.033
12	101	DAVIES	**1:31.095**	57	MOOK	**45.112**	12	101	DAVIES	2:16.019	2:16.292	0.273
13	24	CARSON	**1:31.368**	7	FISHWICK	**45.151**	13	57	MOOK	2:16.771	2:17.116	0.345
14	57	MOOK	**1:31.659**	83	GODBOLD	**45.229**	14	88	STANLEY	2:17.086	2:17.273	0.187
15	88	STANLEY	**1:31.672**	88	STANLEY	**45.414**	15	83	GODBOLD	2:17.144	2:17.321	0.177
16	5	HOUSE	**1:31.719**	5	HOUSE	**45.645**	16	24	CARSON	2:17.147	2:17.147	0.000
17	83	GODBOLD	**1:31.915**	24	CARSON	**45.779**	17	5	HOUSE	2:17.364	2:17.722	0.358
18	21	HUNTER	**1:33.244**	21	HUNTER	**46.182**	18	21	HUNTER	2:19.426	2:19.740	0.314
19	11	MIDDLETON	**1:34.131**	11	MIDDLETON	**46.628**	19	11	MIDDLETON	2:20.759	2:21.450	0.691
20	40	BEACOCK	**1:35.413**	40	BEACOCK	**46.848**	20	40	BEACOCK	2:22.261	2:22.505	0.244
21	60	GOUGH	**1:36.436**	87	BUTTON	**48.880**	21	60	GOUGH	2:25.833	2:26.000	0.167
22	87	BUTTON	**1:37.998**	17	PATERSON	**49.172**	22	87	BUTTON	2:26.878	2:26.878	0.000
23	17	PATERSON	**1:38.284**	59	HESMAN	**49.248**	23	17	PATERSON	2:27.456	2:28.440	0.984
24	66	ZWARTOUW	**1:38.463**	66	ZWARTOUW	**49.368**	24	66	ZWARTOUW	2:27.831	2:27.831	0.000
25	59	HESMAN	**1:38.796**	60	GOUGH	**49.397**	25	59	HESMAN	2:28.044	2:28.326	0.282
26	100	MILLINGTON	**1:42.716**	100	MILLINGTON	**50.213**	26	100	MILLINGTON	2:32.929	2:33.478	0.549
27	69	ELLERAY	**1:50.341**	78	BUTTON	**52.450**	27	69	ELLERAY	2:44.995	2:45.414	0.419
28	67	BAILEY	**1:54.306**	69	ELLERAY	**54.654**	28	67	BAILEY	2:51.090	2:51.090	0.000
29				67	BAILEY	**56.784**	29	78	BUTTON			

Weather / Track : Sunny / Dry

Snetterton 300
Circuit Length = 2.9689 miles
Start: 11:52 Flag 12:07 End: 12:10

Results can be found at www.tsl-timing.com

Printed - 12:11 Sunday, 20 May 2018

DFDS Seaways Yamaha Past Masters

RACE 15 - GRID (7 Laps)

ROW 10	30	95	Simon CLARK	29	78	Gary BUTTON	28	67 Mark BAILEY 2:51.090
ROW 9	27	69	Mark ELLERAY 2:45.414	26	100	Paul MILLINGTON 2:33.478	25	17 David PATERSON 2:28.440
ROW 8	24	59	Neil HESMAN 2:28.326	23	66	Neil ZWARTOUW 2:27.831	22	87 Denise BUTTON 2:26.878
ROW 7	21	60	Daniel GOUGH 2:26.000	20	40	Douglas BEACOCK 2:22.505	19	11 Paul MIDDLETON 2:21.450
ROW 6	18	21	Ben HUNTER 2:19.740	17	5	Max HOUSE 2:17.722	16	83 Paul GODBOLD 2:17.321
ROW 5	15	88	Michael STANLEY 2:17.273	14	24	Scott CARSON 2:17.147	13	57 Geoff MOOK 2:17.116
ROW 4	12	101	Andrew DAVIES 2:16.292	11	4	Denis HALIL 2:15.884	10	50 Graham HIGLETT 2:15.787
ROW 3	9	97	Reece GUYETT 2:15.520	8	74	Paul WHITBY 2:15.169	7	7 Pete FISHWICK 2:14.784
ROW 2	6	61	Paul WELCH 2:14.606	5	70	Andrew BURSCOUGH 2:14.565	4	125 Ben MILES 2:13.691
ROW 1	3	81	Scott GRANT 2:13.151	2	13	Doug EDMONDSON 2:11.573	1	19 Peter BRANTON 2:10.894

Pole

Snetterton 300
Circuit Length = 2.9689 miles

These results are provisional until the conclusion of any judicial and technical matters.

Clerk Of Course :		Timekeeper :

Results can be found at www.tsl-timing.com

Printed - 12:13 Sunday, 20 May 2018

DFDS Seaways Yamaha Past Masters

RACE 15 - CLASSIFICATION

POS	NO	CL	PIC	NAME	ENTRY	LAPS	TIME	GAP	DIFF	MPH	BEST	ON
1	**19**		1	Peter BRANTON	Yamaha -	**7**	15:33.934			80.10	**2:11.572**	6
2	**13**		2	Doug EDMONDSON	Yamaha - Anyone want to lend me a bike for the Cla	**7**	15:34.637	**0.703**	0.703	80.04	**2:11.505**	6
3	**7**		3	Pete FISHWICK	Yamaha -	**7**	15:34.718	**0.784**	0.081	80.04	**2:11.013**	6
4	**125**		4	Ben MILES	Yamaha - Gibson Exhaust	**7**	15:42.058	**8.124**	7.340	79.41	**2:13.286**	2
5	**81**		5	Scott GRANT	Yamaha - SEAGER engineering/ Motaa Cycle Parts	**7**	15:42.172	**8.238**	0.114	79.40	**2:12.483**	4
6	**61**		6	Paul WELCH	Yamaha -	**7**	16:05.973	**32.039**	23.801	77.45	**2:16.141**	6
7	**74**		7	Paul WHITBY	Yamaha -	**7**	16:06.032	**32.098**	0.059	77.44	**2:15.981**	6
8	**70**	C	1	Andrew BURSCOUGH	Yamaha - Apollo Tuning	**7**	16:06.046	**32.112**	0.014	77.44	**2:16.624**	2
9	**24**	R	1	Scott CARSON	Yamaha - Two wheel technics	**7**	16:06.789	**32.855**	0.743	77.38	**2:16.538**	2
10	**101**		8	Andrew DAVIES	Yamaha - GIBSON EXHAUSTS	**7**	16:06.928	**32.994**	0.139	77.37	**2:16.356**	2
11	**57**	R	2	Geoff MOOK	Yamaha -	**7**	16:14.752	**40.818**	7.824	76.75	**2:16.756**	7
12	**4**		9	Denis HALIL	Yamaha - D & A AUTOS	**7**	16:14.838	**40.904**	0.086	76.74	**2:15.532**	7
13	**50**		10	Graham HIGLETT	Yamaha -	**7**	16:25.315	**51.381**	10.477	75.93	**2:18.942**	2
14	**5**	C	2	Max HOUSE	Yamaha -	**7**	16:27.559	**53.625**	2.244	75.75	**2:17.210**	7
15	**83**	C	3	Paul GODBOLD	Yamaha - Hill farm tree services	**7**	16:29.060	**55.126**	1.501	75.64	**2:19.002**	6
16	**40**	C	4	Douglas BEACOCK	Yamaha -	**7**	16:57.802	**1:23.868**	28.742	73.50	**2:22.863**	5
17	**60**	R	3	Daniel GOUGH	Yamaha - G Force Motorcycles	**7**	17:14.214	**1:40.280**	16.412	72.34	**2:26.001**	7
18	**17**	C	5	David PATERSON	Yamaha - Lots of overtime	**7**	17:38.225	**2:04.291**	24.011	70.70	**2:29.200**	4
19	**87**	R	4	Denise BUTTON	Yamaha -	**7**	17:40.123	**2:06.189**	1.898	70.57	**2:28.598**	6
20	**59**	C	6	Neil HESMAN	Yamaha - Farkham Hall	**7**	17:49.885	**2:15.951**	9.762	69.92	**2:28.325**	7
21	**66**	R	5	Neil ZWARTOUW	Yamaha - BUILD SCOPE Extensions & Conversions	**7**	17:50.941	**2:17.007**	1.056	69.86	**2:28.587**	7
22	**100**	R	6	Paul MILLINGTON	Yamaha - www.ypmrc.co.uk	**7**	18:03.440	**2:29.506**	12.499	69.05	**2:28.623**	4
23	**78**		11	Gary BUTTON	Yamaha -	**7**	18:06.346	**2:32.412**	2.906	68.86	**2:30.934**	2
24	**67**	R	7	Mark BAILEY	Yamaha - Gforce motorcycles	**6**	17:26.985	**1 Lap**	1 Lap	61.25	**2:50.905**	5
25	**69**	C	7	Mark ELLERAY	Yamaha - Abbot Solutions Ltd	**6**	17:30.093	**1 Lap**	3.108	61.06	**2:42.324**	6

NOT CLASSIFIED

DNF	**97**			Reece GUYETT	Yamaha - rose mot	**1**	2:24.370	**6 Laps**	5 Laps	74.03		
DNF	**88**			Michael STANLEY	Yamaha -	**1**	2:26.720	**6 Laps**	2.350	72.84		
DNF	**11**	C		Paul MIDDLETON	Yamaha - Whizzard Racing	**0**						

FASTEST LAP

	7			Pete FISHWICK	Yamaha -	**6**	2:11.013	81.58 mph	131.29 kph
	24	R		Scott CARSON	Yamaha - Two wheel technics	**2**	2:16.538	78.27 mph	125.97 kph
	70	C		Andrew BURSCOUGH	Yamaha - Apollo Tuning	**2**	2:16.624	78.22 mph	125.89 kph

Class - 92.5% of Race Speed = 74.09 mph
Class C - 92.5% of Race Speed = 71.63 mph
Class R - 92.5% of Race Speed = 71.57 mph

Snetterton 300
Circuit Length = 2.9689 miles
Start: 16:01 Flag 16:17 End: 16:19

Weather / Track : Sunny / Dry
These results are provisional until the conclusion of any judicial and technical matters.

Clerk Of Course :		Timekeeper :

Results can be found at www.tsl-timing.com

Printed - 16:20 Sunday, 20 May 2018

DFDS Seaways Yamaha Past Masters

RACE 15 - LAP CHART

LAP 1 @ 16:03:49.978

NO	BEHIND	LAP TIME
19		2:17.124
13	0.802	2:17.926
81	1.549	2:18.673
125	1.856	2:18.980
7	3.411	2:20.535
70	5.565	2:22.689
61	6.178	2:23.302
74	7.076	2:24.200
24	7.231	2:24.355
97	7.246	2:24.370
101	7.784	2:24.908
57	8.794	2:25.918
88	9.596	2:26.720
50	9.834	2:26.958
4	11.406	2:28.530
5	11.414	2:28.538
83	11.966	2:29.090
40	17.267	2:34.391
60	17.828	2:34.952
17	19.293	2:36.417
66	21.961	2:39.085
87	22.338	2:39.462
100	22.550	2:39.674
78	23.726	2:40.850
59	24.597	2:41.721
69	36.235	2:53.359
67	41.683	2:58.807

LAP 2 @ 16:06:02.609

NO	BEHIND	LAP TIME
19		2:12.631
13	2.306	2:14.135
125	2.511	2:13.286
81	2.864	2:13.946
7	3.615	2:12.835
70	9.558	2:16.624
61	10.417	2:16.870
74	10.477	2:16.032
24	11.138	2:16.538
101	11.509	2:16.356
57	14.994	2:18.831
50	16.145	2:18.942
4	16.884	2:18.109
5	19.436	2:20.653
83	19.592	2:20.257
40	29.909	2:25.273
60	32.794	2:27.597
17	37.756	2:31.094
87	38.772	2:29.065
100	39.375	2:29.456
78	42.029	2:30.934
59	44.115	2:32.149
66	44.610	2:35.280
69	1:09.989	2:46.385
67	1:25.976	2:56.924

LAP 3 @ 16:08:15.795

NO	BEHIND	LAP TIME
19		2:13.186
13	3.559	2:14.439
125	3.625	2:14.300
7	4.344	2:13.915
81	5.081	2:15.403
70	14.579	2:18.207
61	14.777	2:17.546
74	15.253	2:17.962
101	15.469	2:17.146
24	15.580	2:17.628
57	20.629	2:18.821
50	22.430	2:19.471
4	22.559	2:18.861
83	26.170	2:19.764
5	27.168	2:20.918
40	40.900	2:24.177
60	45.839	2:26.231
100	55.693	2:29.504
17	56.765	2:32.195
87	57.436	2:31.850
78	1:00.846	2:32.003
66	1:03.925	2:32.501
59	1:08.071	2:37.142
69	1:42.162	2:45.359
67	2:07.731	2:54.941

LAP 4 @ 16:10:30.057

NO	BEHIND	LAP TIME
19		2:14.262
13	1.713	2:12.416
125	2.997	2:13.634
7	3.194	2:13.112
81	3.302	2:12.483
70	17.036	2:16.719
74	17.572	2:16.581
61	17.851	2:17.336
101	18.025	2:16.818
24	18.691	2:17.373
57	24.822	2:18.455
50	27.658	2:19.490
4	27.819	2:19.522
83	32.131	2:20.223
5	33.170	2:20.264
40	49.836	2:23.198
60	57.927	2:26.350
100	1:10.054	2:28.623
17	1:11.703	2:29.200
87	1:12.271	2:29.097
66	1:21.810	2:32.147
59	1:25.030	2:31.221
78	1:25.231	2:38.647

LAP 5 @ 16:12:43.027

NO	BEHIND	LAP TIME
19		2:12.970
69	1 Lap	2:45.360
13	0.747	2:12.004
7	1.792	2:11.568
125	4.264	2:14.237
81	4.879	2:14.547
70	21.799	2:17.733
61	22.554	2:17.673
74	22.642	2:18.040
101	23.061	2:18.006
24	23.165	2:17.444
57	30.305	2:18.453
4	32.281	2:17.432
67	1 Lap	2:54.177
50	34.994	2:20.306
5	39.232	2:19.032
83	39.689	2:20.528
40	59.729	2:22.863
60	1:11.375	2:26.418
17	1:29.247	2:30.514
87	1:30.598	2:31.297
100	1:31.568	2:34.484
66	1:40.155	2:31.315
59	1:41.748	2:29.688
78	1:45.763	2:33.502

LAP 6 @ 16:14:54.599

NO	BEHIND	LAP TIME
19		2:11.572
13	0.680	2:11.505
7	1.233	2:11.013
125	6.584	2:13.892
81	6.595	2:13.288
74	27.051	2:15.981
70	27.095	2:16.868
61	27.123	2:16.141
24	28.269	2:16.676
101	28.358	2:16.869
57	36.251	2:17.518
4	37.561	2:16.852
50	42.906	2:19.484
83	47.119	2:19.002
5	48.604	2:20.944
40	1:13.038	2:24.881
67	1 Lap	2:50.905
69	1 Lap	3:37.306
60	1:26.468	2:26.665
17	1:46.971	2:29.296
87	1:47.624	2:28.598
59	1:59.815	2:29.639
66	2:00.609	2:32.026
100	2:07.095	2:47.099
78	2:08.667	2:34.476

LAP 7 @ 16:17:06.788

NO	BEHIND	LAP TIME
19		2:12.189
13	0.703	2:12.212
7	0.784	2:11.740
125	8.124	2:13.729
81	8.238	2:13.832
61	32.039	2:17.105
74	32.098	2:17.236
70	32.112	2:17.206
24	32.855	2:16.775
101	32.994	2:16.825
57	40.818	2:16.756
4	40.904	2:15.532
50	51.381	2:20.664
5	53.625	2:17.210
83	55.126	2:20.196
40	1:23.868	2:23.019
60	1:40.280	2:26.001
67	1 Lap	2:51.231
69	1 Lap	2:42.324
17	2:04.291	2:29.509
87	2:06.189	2:30.754
59	2:15.951	2:28.325
66	2:17.007	2:28.587
100	2:29.506	2:34.600
78	2:32.412	2:35.934

Weather / Track : Sunny / Dry

Snetterton 300
Circuit Length = 2.9689 miles
Start: 16:01 Flag 16:17 End: 16:19

Results can be found at www.tsl-timing.com

Printed - 16:22 Sunday, 20 May 2018

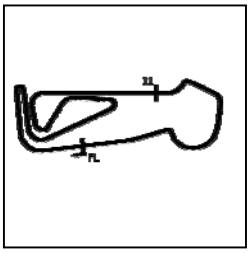

DFDS Seaways Yamaha Past Masters

RACE 15 - SECTOR ANALYSIS

SECTOR 1 = FL to I1, SECTOR 2 = I1 to FL, DIFF = Difference To Personal Best Lap, P = Crossed Finish Line in Pit Lane, D = Time Disallowed

P1 19 Peter BRANTON Yamaha -

IDEAL LAP TIME : 2:11.572 BEST LAP TIME : 2:11.572 DIFFERENCE : 0.000

LAP	SECTOR 1	SECTOR 2	LAP TIME	MPH	DIFF	TIME OF DAY
1 -		43.534	2:17.124	77.94	5.552	16:03:49.978
2 -	1:28.791	43.840	2:12.631 **(3)**	80.58	1.059	16:06:02.609
3 -	1:29.279	43.907	2:13.186	80.24	1.614	16:08:15.795
4 -	1:30.209	44.053	2:14.262	79.60	2.690	16:10:30.057
5 -	1:29.524	43.446	2:12.970	80.37	1.398	16:12:43.027
6 -	***1:28.225***	***43.347***	***2:11.572*** **(1)**	***81.23***		***16:14:54.599***
7 -	1:28.351	43.838	2:12.189 **(2)**	80.85	0.617	16:17:06.788

P2 13 Doug EDMONDSON Yamaha - Anyone want to lend me a bike for the Classic TT 201

IDEAL LAP TIME : 2:11.451 BEST LAP TIME : 2:11.505 DIFFERENCE : 0.054

LAP	SECTOR 1	SECTOR 2	LAP TIME	MPH	DIFF	TIME OF DAY
1 -		44.226	2:17.926	77.49	6.421	16:03:50.780
2 -	1:29.920	44.215	2:14.135	79.68	2.630	16:06:04.915
3 -	1:30.325	44.114	2:14.439	79.50	2.934	16:08:19.354
4 -	1:28.683	43.733	2:12.416	80.71	0.911	16:10:31.770
5 -	1:28.278	43.726	2:12.004 **(2)**	80.96	0.499	16:12:43.774
6 -	1:28.038	***43.467***	***2:11.505*** **(1)**	***81.27***		***16:14:55.279***
7 -	***1:27.984***	44.228	2:12.212 **(3)**	80.84	0.707	16:17:07.491

P3 7 Pete FISHWICK Yamaha -

IDEAL LAP TIME : 2:11.013 BEST LAP TIME : 2:11.013 DIFFERENCE : 0.000

LAP	SECTOR 1	SECTOR 2	LAP TIME	MPH	DIFF	TIME OF DAY
1 -		44.158	2:20.535	76.05	9.522	16:03:53.389
2 -	1:29.112	43.723	2:12.835	80.46	1.822	16:06:06.224
3 -	1:29.811	44.104	2:13.915	79.81	2.902	16:08:20.139
4 -	1:29.125	43.987	2:13.112	80.29	2.099	16:10:33.251
5 -	1:27.959	43.609	2:11.568 **(2)**	81.23	0.555	16:12:44.819
6 -	***1:27.646***	***43.367***	***2:11.013*** **(1)**	***81.58***		***16:14:55.832***
7 -	1:27.769	43.971	2:11.740 **(3)**	81.13	0.727	16:17:07.572

P4 125 Ben MILES Yamaha - Gibson Exhaust

IDEAL LAP TIME : 2:12.944 BEST LAP TIME : 2:13.286 DIFFERENCE : 0.342

LAP	SECTOR 1	SECTOR 2	LAP TIME	MPH	DIFF	TIME OF DAY
1 -		44.402	2:18.980	76.90	5.694	16:03:51.834
2 -	***1:28.969***	44.317	***2:13.286*** **(1)**	***80.18***		***16:06:05.120***
3 -	1:30.296	44.004	2:14.300	79.58	1.014	16:08:19.420
4 -	1:29.659	***43.975***	2:13.634 **(2)**	79.98	0.348	16:10:33.054
5 -	1:30.130	44.107	2:14.237	79.62	0.951	16:12:47.291
6 -	1:29.827	44.065	2:13.892	79.82	0.606	16:15:01.183
7 -	1:29.422	44.307	2:13.729 **(3)**	79.92	0.443	16:17:14.912

P5 81 Scott GRANT Yamaha - SEAGER engineering/ Motaa Cycle Parts

IDEAL LAP TIME : 2:12.483 BEST LAP TIME : 2:12.483 DIFFERENCE : 0.000

LAP	SECTOR 1	SECTOR 2	LAP TIME	MPH	DIFF	TIME OF DAY
1 -		44.309	2:18.673	77.07	6.190	16:03:51.527
2 -	1:29.834	44.112	2:13.946	79.79	1.463	16:06:05.473
3 -	1:31.056	44.347	2:15.403	78.93	2.920	16:08:20.876
4 -	***1:28.828***	***43.655***	***2:12.483*** **(1)**	***80.67***		***16:10:33.359***
5 -	1:29.930	44.617	2:14.547	79.43	2.064	16:12:47.906
6 -	1:29.182	44.106	2:13.288 **(2)**	80.18	0.805	16:15:01.194
7 -	1:29.430	44.402	2:13.832 **(3)**	79.86	1.349	16:17:15.026

P6 61 Paul WELCH Yamaha -

IDEAL LAP TIME : 2:16.072 BEST LAP TIME : 2:16.141 DIFFERENCE : 0.069

LAP	SECTOR 1	SECTOR 2	LAP TIME	MPH	DIFF	TIME OF DAY

Snetterton 300
Circuit Length = 2.9689 miles
Start: 16:01 Flag 16:17 End: 16:19

Weather / Track : Sunny / Dry

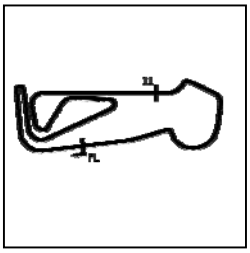

DFDS Seaways Yamaha Past Masters

RACE 15 - SECTOR ANALYSIS

SECTOR 1 = FL to I1, SECTOR 2 = I1 to FL, DIFF = Difference To Personal Best Lap, P = Crossed Finish Line in Pit Lane, D = Time Disallowed

1 -		45.756	2:23.302		74.58	7.161	16:03:56.156
2 -	1:31.044	45.826	2:16.870	(2)	78.08	0.729	16:06:13.026
3 -	1:31.379	46.167	2:17.546		77.70	1.405	16:08:30.572
4 -	1:31.646	45.690	2:17.336		77.82	1.195	16:10:47.908
5 -	1:31.313	46.360	2:17.673		77.63	1.532	16:13:05.581
6 -	***1:30.496***	45.645	***2:16.141***	**(1)**	***78.50***		***16:15:21.722***
7 -	1:31.529	***45.576***	2:17.105	**(3)**	77.95	0.964	16:17:38.827

P7 74 Paul WHITBY Yamaha -

IDEAL LAP TIME : 2:15.820 BEST LAP TIME : 2:15.981 DIFFERENCE : 0.161

LAP	SECTOR 1	SECTOR 2	LAP TIME		MPH	DIFF	TIME OF DAY
1 -		45.455	2:24.200		74.11	8.219	16:03:57.054
2 -	1:30.502	45.530	2:16.032	**(2)**	78.57	0.051	16:06:13.086
3 -	1:31.809	46.153	2:17.962		77.47	1.981	16:08:31.048
4 -	1:30.891	45.690	2:16.581	**(3)**	78.25	0.600	16:10:47.629
5 -	1:31.588	46.452	2:18.040		77.42	2.059	16:13:05.669
6 -	***1:30.486***	45.495	***2:15.981***	**(1)**	***78.59***		***16:15:21.650***
7 -	1:31.902	***45.334***	2:17.236		77.88	1.255	16:17:38.886

P8 70 C Andrew BURSCOUGH Yamaha - Apollo Tuning

IDEAL LAP TIME : 2:16.248 BEST LAP TIME : 2:16.624 DIFFERENCE : 0.376

LAP	SECTOR 1	SECTOR 2	LAP TIME		MPH	DIFF	TIME OF DAY
1 -		***45.313***	2:22.689		74.90	6.065	16:03:55.543
2 -	***1:30.935***	45.689	***2:16.624***	**(1)**	***78.22***		***16:06:12.167***
3 -	1:32.082	46.125	2:18.207		77.33	1.583	16:08:30.374
4 -	1:31.278	45.441	2:16.719	**(2)**	78.17	0.095	16:10:47.093
5 -	1:31.706	46.027	2:17.733		77.60	1.109	16:13:04.826
6 -	1:31.388	45.480	2:16.868	**(3)**	78.09	0.244	16:15:21.694
7 -	1:31.228	45.978	2:17.206		77.89	0.582	16:17:38.900

P9 24 R Scott CARSON Yamaha - Two wheel technics

IDEAL LAP TIME : 2:16.538 BEST LAP TIME : 2:16.538 DIFFERENCE : 0.000

LAP	SECTOR 1	SECTOR 2	LAP TIME		MPH	DIFF	TIME OF DAY
1 -		45.721	2:24.355		74.04	7.817	16:03:57.209
2 -	***1:30.890***	***45.648***	***2:16.538***	**(1)**	***78.27***		***16:06:13.747***
3 -	1:31.225	46.403	2:17.628		77.65	1.090	16:08:31.375
4 -	1:31.521	45.852	2:17.373		77.80	0.835	16:10:48.748
5 -	1:31.347	46.097	2:17.444		77.76	0.906	16:13:06.192
6 -	1:30.984	45.692	2:16.676	**(2)**	78.20	0.138	16:15:22.868
7 -	1:31.085	45.690	2:16.775	**(3)**	78.14	0.237	16:17:39.643

P10 101 Andrew DAVIES Yamaha - GIBSON EXHAUSTS

IDEAL LAP TIME : 2:16.091 BEST LAP TIME : 2:16.356 DIFFERENCE : 0.265

LAP	SECTOR 1	SECTOR 2	LAP TIME		MPH	DIFF	TIME OF DAY
1 -		45.028	2:24.908		73.75	8.552	16:03:57.762
2 -	1:31.202	45.154	***2:16.356***	**(1)**	***78.38***		***16:06:14.118***
3 -	***1:31.098***	46.048	2:17.146		77.93	0.790	16:08:31.264
4 -	1:31.825	***44.993***	2:16.818	**(2)**	78.11	0.462	16:10:48.082
5 -	1:31.899	46.107	2:18.006		77.44	1.650	16:13:06.088
6 -	1:31.465	45.404	2:16.869		78.08	0.513	16:15:22.957
7 -	1:31.290	45.535	2:16.825	**(3)**	78.11	0.469	16:17:39.782

P11 57 R Geoff MOOK Yamaha -

IDEAL LAP TIME : 2:16.756 BEST LAP TIME : 2:16.756 DIFFERENCE : 0.000

LAP	SECTOR 1	SECTOR 2	LAP TIME		MPH	DIFF	TIME OF DAY
1 -		46.124	2:25.918		73.24	9.162	16:03:58.772
2 -	1:32.211	46.620	2:18.831		76.98	2.075	16:06:17.603
3 -	1:32.966	45.855	2:18.821		76.99	2.065	16:08:36.424
4 -	1:32.934	45.521	2:18.455		77.19	1.699	16:10:54.879

Weather / Track : Sunny / Dry

Snetterton 300
Circuit Length = 2.9689 miles
Start: 16:01 Flag 16:17 End: 16:19

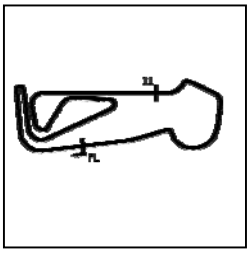

DFDS Seaways Yamaha Past Masters

RACE 15 - SECTOR ANALYSIS

SECTOR 1 = FL to I1, SECTOR 2 = I1 to FL, DIFF = Difference To Personal Best Lap, P = Crossed Finish Line in Pit Lane, D = Time Disallowed

5 -	1:32.691	45.762	2:18.453	(3)	77.19	1.697	16:13:13.332
6 -	1:31.582	45.936	2:17.518	(2)	77.72	0.762	16:15:30.850
7 -	***1:31.453***	***45.303***	***2:16.756***	**(1)**	***78.15***		***16:17:47.606***

P12 4 Denis HALIL Yamaha - D & A AUTOS

IDEAL LAP TIME : 2:15.532 BEST LAP TIME : 2:15.532 DIFFERENCE : 0.000

LAP	SECTOR 1	SECTOR 2	LAP TIME		MPH	DIFF	TIME OF DAY
1 -		46.202	2:28.530		71.95	12.998	16:04:01.384
2 -	1:32.111	45.998	2:18.109		77.38	2.577	16:06:19.493
3 -	1:32.627	46.234	2:18.861		76.96	3.329	16:08:38.354
4 -	1:33.515	46.007	2:19.522		76.60	3.990	16:10:57.876
5 -	1:31.716	45.716	2:17.432	(3)	77.76	1.900	16:13:15.308
6 -	1:31.181	45.671	2:16.852	(2)	78.09	1.320	16:15:32.160
7 -	***1:30.765***	***44.767***	***2:15.532***	**(1)**	***78.86***		***16:17:47.692***

P13 50 Graham HIGLETT Yamaha -

IDEAL LAP TIME : 2:18.399 BEST LAP TIME : 2:18.942 DIFFERENCE : 0.543

LAP	SECTOR 1	SECTOR 2	LAP TIME		MPH	DIFF	TIME OF DAY
1 -		***45.756***	2:26.958		72.72	8.016	16:03:59.812
2 -	***1:32.643***	46.299	***2:18.942***	**(1)**	***76.92***		***16:06:18.754***
3 -	1:33.335	46.136	2:19.471	(2)	76.63	0.529	16:08:38.225
4 -	1:33.474	46.016	2:19.490		76.62	0.548	16:10:57.715
5 -	1:34.235	46.071	2:20.306		76.17	1.364	16:13:18.021
6 -	1:33.111	46.373	2:19.484	(3)	76.62	0.542	16:15:37.505
7 -	1:33.899	46.765	2:20.664		75.98	1.722	16:17:58.169

P14 5 C Max HOUSE Yamaha -

IDEAL LAP TIME : 2:17.159 BEST LAP TIME : 2:17.210 DIFFERENCE : 0.051

LAP	SECTOR 1	SECTOR 2	LAP TIME		MPH	DIFF	TIME OF DAY
1 -		46.557	2:28.538		71.95	11.328	16:04:01.392
2 -	1:33.446	47.207	2:20.653		75.98	3.443	16:06:22.045
3 -	1:34.388	46.530	2:20.918		75.84	3.708	16:08:42.963
4 -	1:33.851	46.413	2:20.264	(3)	76.19	3.054	16:11:03.227
5 -	1:32.734	46.298	2:19.032	(2)	76.87	1.822	16:13:22.259
6 -	1:35.153	***45.791***	2:20.944		75.83	3.734	16:15:43.203
7 -	***1:31.368***	45.842	***2:17.210***	**(1)**	***77.89***		***16:18:00.413***

P15 83 C Paul GODBOLD Yamaha - Hill farm tree services

IDEAL LAP TIME : 2:19.002 BEST LAP TIME : 2:19.002 DIFFERENCE : 0.000

LAP	SECTOR 1	SECTOR 2	LAP TIME		MPH	DIFF	TIME OF DAY
1 -		46.766	2:29.090		71.68	10.088	16:04:01.944
2 -	1:33.112	47.145	2:20.257		76.20	1.255	16:06:22.201
3 -	1:33.210	46.554	2:19.764	(2)	76.47	0.762	16:08:41.965
4 -	1:33.442	46.781	2:20.223		76.22	1.221	16:11:02.188
5 -	1:33.844	46.684	2:20.528		76.05	1.526	16:13:22.716
6 -	***1:32.570***	***46.432***	***2:19.002***	**(1)**	***76.89***		***16:15:41.718***
7 -	1:33.039	47.157	2:20.196	(3)	76.23	1.194	16:18:01.914

P16 40 C Douglas BEACOCK Yamaha -

IDEAL LAP TIME : 2:22.818 BEST LAP TIME : 2:22.863 DIFFERENCE : 0.045

LAP	SECTOR 1	SECTOR 2	LAP TIME		MPH	DIFF	TIME OF DAY
1 -		48.490	2:34.391		69.22	11.528	16:04:07.245
2 -	1:36.405	48.868	2:25.273		73.57	2.410	16:06:32.518
3 -	1:36.170	48.007	2:24.177		74.13	1.314	16:08:56.695
4 -	***1:35.535***	47.663	2:23.198	(3)	74.63	0.335	16:11:19.893
5 -	1:35.580	***47.283***	***2:22.863***	**(1)**	***74.81***		***16:13:42.756***
6 -	1:35.652	49.229	2:24.881		73.77	2.018	16:16:07.637
7 -	1:35.600	47.419	2:23.019	(2)	74.73	0.156	16:18:30.656

Weather / Track : Sunny / Dry

Snetterton 300
Circuit Length = 2.9689 miles
Start: 16:01 Flag 16:17 End: 16:19

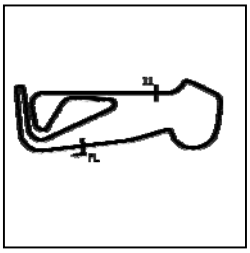

DFDS Seaways Yamaha Past Masters

RACE 15 - SECTOR ANALYSIS

SECTOR 1 = FL to I1, SECTOR 2 = I1 to FL, DIFF = Difference To Personal Best Lap, P = Crossed Finish Line in Pit Lane, D = Time Disallowed

P17 60 R Daniel GOUGH Yamaha - G Force Motorcycles

IDEAL LAP TIME : 2:25.808 BEST LAP TIME : 2:26.001 DIFFERENCE : 0.193

LAP	SECTOR 1	SECTOR 2	LAP TIME	MPH	DIFF	TIME OF DAY
1 -		49.448	2:34.952	68.97	8.951	16:04:07.806
2 -	1:37.382	50.215	2:27.597	72.41	1.596	16:06:35.403
3 -	***1:36.882***	49.349	2:26.231 **(2)**	73.09	0.230	16:09:01.634
4 -	1:37.424	***48.926***	2:26.350 **(3)**	73.03	0.349	16:11:27.984
5 -	1:37.194	49.224	2:26.418	72.99	0.417	16:13:54.402
6 -	1:37.112	49.553	2:26.665	72.87	0.664	16:16:21.067
7 -	1:36.941	49.060	***2:26.001*** **(1)**	***73.20***		***16:18:47.068***

P18 17 C David PATERSON Yamaha - Lots of overtime

IDEAL LAP TIME : 2:28.849 BEST LAP TIME : 2:29.200 DIFFERENCE : 0.351

LAP	SECTOR 1	SECTOR 2	LAP TIME	MPH	DIFF	TIME OF DAY
1 -		50.045	2:36.417	68.33	7.217	16:04:09.271
2 -	1:40.104	50.990	2:31.094	70.73	1.894	16:06:40.365
3 -	1:41.202	50.993	2:32.195	70.22	2.995	16:09:12.560
4 -	1:39.310	49.890	***2:29.200*** **(1)**	***71.63***		***16:11:41.760***
5 -	1:39.831	50.683	2:30.514	71.01	1.314	16:14:12.274
6 -	***1:39.041***	50.255	2:29.296 **(2)**	71.58	0.096	16:16:41.570
7 -	1:39.701	***49.808***	2:29.509 **(3)**	71.48	0.309	16:19:11.079

P19 87 R Denise BUTTON Yamaha -

IDEAL LAP TIME : 2:28.598 BEST LAP TIME : 2:28.598 DIFFERENCE : 0.000

LAP	SECTOR 1	SECTOR 2	LAP TIME	MPH	DIFF	TIME OF DAY
1 -		50.415	2:39.462	67.02	10.864	16:04:12.316
2 -	1:39.603	49.462	2:29.065 **(2)**	71.70	0.467	16:06:41.381
3 -	1:40.870	50.980	2:31.850	70.38	3.252	16:09:13.231
4 -	1:39.539	49.558	2:29.097 **(3)**	71.68	0.499	16:11:42.328
5 -	1:41.092	50.205	2:31.297	70.64	2.699	16:14:13.625
6 -	***1:39.477***	***49.121***	***2:28.598*** **(1)**	***71.92***		***16:16:42.223***
7 -	1:40.927	49.827	2:30.754	70.89	2.156	16:19:12.977

P20 59 C Neil HESMAN Yamaha - Farkham Hall

IDEAL LAP TIME : 2:28.325 BEST LAP TIME : 2:28.325 DIFFERENCE : 0.000

LAP	SECTOR 1	SECTOR 2	LAP TIME	MPH	DIFF	TIME OF DAY
1 -		50.294	2:41.721	66.08	13.396	16:04:14.575
2 -	1:41.529	50.620	2:32.149	70.24	3.824	16:06:46.724
3 -	1:45.929	51.213	2:37.142	68.01	8.817	16:09:23.866
4 -	1:40.713	50.508	2:31.221	70.67	2.896	16:11:55.087
5 -	1:40.131	49.557	2:29.688 **(3)**	71.40	1.363	16:14:24.775
6 -	1:40.092	49.547	2:29.639 **(2)**	71.42	1.314	16:16:54.414
7 -	***1:39.323***	***49.002***	***2:28.325*** **(1)**	***72.05***		***16:19:22.739***

P21 66 R Neil ZWARTOUW Yamaha - BUILD SCOPE Extensions & Conversions

IDEAL LAP TIME : 2:28.587 BEST LAP TIME : 2:28.587 DIFFERENCE : 0.000

LAP	SECTOR 1	SECTOR 2	LAP TIME	MPH	DIFF	TIME OF DAY
1 -		50.596	2:39.085	67.18	10.498	16:04:11.939
2 -	1:42.986	52.294	2:35.280	68.83	6.693	16:06:47.219
3 -	1:41.703	50.798	2:32.501	70.08	3.914	16:09:19.720
4 -	1:41.464	50.683	2:32.147	70.24	3.560	16:11:51.867
5 -	1:40.917	50.398	2:31.315 **(2)**	70.63	2.728	16:14:23.182
6 -	1:41.782	50.244	2:32.026 **(3)**	70.30	3.439	16:16:55.208
7 -	***1:38.952***	***49.635***	***2:28.587*** **(1)**	***71.93***		***16:19:23.795***

P22 100 R Paul MILLINGTON Yamaha - www.ypmrc.co.uk

IDEAL LAP TIME : 2:28.010 BEST LAP TIME : 2:28.623 DIFFERENCE : 0.613

LAP	SECTOR 1	SECTOR 2	LAP TIME	MPH	DIFF	TIME OF DAY

Snetterton 300
Circuit Length = 2.9689 miles
Start: 16:01 Flag 16:17 End: 16:19

Weather / Track : Sunny / Dry

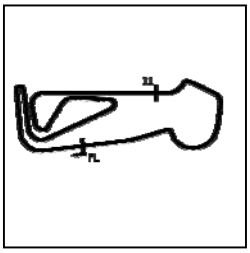

DFDS Seaways Yamaha Past Masters

RACE 15 - SECTOR ANALYSIS

SECTOR 1 = FL to I1, SECTOR 2 = I1 to FL, DIFF = Difference To Personal Best Lap, P = Crossed Finish Line in Pit Lane, D = Time Disallowed

1 -		50.144	2:39.674		66.93	11.051	16:04:12.528
2 -	1:40.834	***48.622***	2:29.456	**(2)**	71.51	0.833	16:06:41.984
3 -	1:40.223	49.281	2:29.504	**(3)**	71.49	0.881	16:09:11.488
4 -	***1:39.388***	49.235	***2:28.623***	**(1)**	***71.91***		***16:11:40.111***
5 -	1:45.563	48.921	2:34.484		69.18	5.861	16:14:14.595
6 -	1:55.066	52.033	2:47.099		63.96	18.476	16:17:01.694
7 -	1:44.085	50.515	2:34.600		69.13	5.977	16:19:36.294

P23 78 Gary BUTTON Yamaha -

IDEAL LAP TIME : 2:29.402 BEST LAP TIME : 2:30.934 DIFFERENCE : 1.532

LAP	SECTOR 1	SECTOR 2	LAP TIME		MPH	DIFF	TIME OF DAY
1 -		***50.473***	2:40.850		66.44	9.916	16:04:13.704
2 -	***1:38.929***	52.005	***2:30.934***	**(1)**	***70.81***		***16:06:44.638***
3 -	1:39.751	52.252	2:32.003	**(2)**	70.31	1.069	16:09:16.641
4 -	1:46.868	51.779	2:38.647		67.37	7.713	16:11:55.288
5 -	1:41.727	51.775	2:33.502	**(3)**	69.62	2.568	16:14:28.790
6 -	1:42.569	51.907	2:34.476		69.18	3.542	16:17:03.266
7 -	1:43.267	52.667	2:35.934		68.54	5.000	16:19:39.200

P24 67 R Mark BAILEY Yamaha - Gforce motorcycles

IDEAL LAP TIME : 2:50.846 BEST LAP TIME : 2:50.905 DIFFERENCE : 0.059

LAP	SECTOR 1	SECTOR 2	LAP TIME		MPH	DIFF	TIME OF DAY
1 -		57.714	2:58.807		59.77	7.902	16:04:31.661
2 -	1:56.014	1:00.910	2:56.924		60.41	6.019	16:07:28.585
3 -	1:55.671	59.270	2:54.941		61.09	4.036	16:10:23.526
4 -	1:56.588	57.589	2:54.177	**(3)**	61.36	3.272	16:13:17.703
5 -	1:53.939	***56.966***	***2:50.905***	**(1)**	***62.53***		***16:16:08.608***
6 -	***1:53.880***	57.351	2:51.231	**(2)**	62.41	0.326	16:18:59.839

P25 69 C Mark ELLERAY Yamaha - Abbot Solutions Ltd

IDEAL LAP TIME : 2:42.324 BEST LAP TIME : 2:42.324 DIFFERENCE : 0.000

LAP	SECTOR 1	SECTOR 2	LAP TIME		MPH	DIFF	TIME OF DAY
1 -		54.514	2:53.359		61.65	11.035	16:04:26.213
2 -	1:50.549	55.836	2:46.385		64.23	4.061	16:07:12.598
3 -	1:50.555	54.804	2:45.359	**(2)**	64.63	3.035	16:09:57.957
4 -	1:50.326	55.034	2:45.360	**(3)**	64.63	3.036	16:12:43.317
5 -	1:52.513	1:44.793	3:37.306		49.18	54.982	16:16:20.623
6 -	***1:48.928***	***53.396***	***2:42.324***	**(1)**	***65.84***		***16:19:02.947***

P26 97 Reece GUYETT Yamaha - rose mot

IDEAL LAP TIME : 2:17.973 BEST LAP TIME : DIFFERENCE :

LAP	SECTOR 1	SECTOR 2	LAP TIME	MPH	DIFF	TIME OF DAY
1 -		***45.406***	2:24.370	74.03		16:03:57.224

P27 88 Michael STANLEY Yamaha -

IDEAL LAP TIME : 2:20.018 BEST LAP TIME : DIFFERENCE :

LAP	SECTOR 1	SECTOR 2	LAP TIME	MPH	DIFF	TIME OF DAY
1 -		***45.956***	2:26.720	72.84		16:03:59.574

Weather / Track : Sunny / Dry

Snetterton 300
Circuit Length = 2.9689 miles
Start: 16:01 Flag 16:17 End: 16:19

DFDS Seaways Yamaha Past Masters

RACE 15 - BEST SECTORS

SECTOR 1				SECTOR 2				IDEAL / BEST COMPARISON					
POS	NO	NAME	TIME	NO	NAME	TIME		POS	NO	NAME	IDEAL	BEST	DIFF
										PERFECT LAP	2:10.993		
1	7	FISHWICK	**1:27.646**	19	BRANTON	**43.347**		1	7	FISHWICK	2:11.013	2:11.013	0.000
2	13	EDMONDSON	**1:27.984**	7	FISHWICK	**43.367**		2	13	EDMONDSON	2:11.451	2:11.505	0.054
3	19	BRANTON	**1:28.225**	13	EDMONDSON	**43.467**		3	19	BRANTON	2:11.572	2:11.572	0.000
4	81	GRANT	**1:28.828**	81	GRANT	**43.655**		4	81	GRANT	2:12.483	2:12.483	0.000
5	125	MILES	**1:28.969**	125	MILES	**43.975**		5	125	MILES	2:12.944	2:13.286	0.342
6	74	WHITBY	**1:30.486**	4	HALIL	**44.767**		6	4	HALIL	2:15.532	2:15.532	0.000
7	61	WELCH	**1:30.496**	101	DAVIES	**44.993**		7	74	WHITBY	2:15.820	2:15.981	0.161
8	4	HALIL	**1:30.765**	57	MOOK	**45.303**		8	61	WELCH	2:16.072	2:16.141	0.069
9	24	CARSON	**1:30.890**	70	BURSCOUGH	**45.313**		9	101	DAVIES	2:16.091	2:16.356	0.265
10	70	BURSCOUGH	**1:30.935**	74	WHITBY	**45.334**		10	70	BURSCOUGH	2:16.248	2:16.624	0.376
11	101	DAVIES	**1:31.098**	97	GUYETT	**45.406**		11	24	CARSON	2:16.538	2:16.538	0.000
12	5	HOUSE	**1:31.368**	61	WELCH	**45.576**		12	57	MOOK	2:16.756	2:16.756	0.000
13	57	MOOK	**1:31.453**	24	CARSON	**45.648**		13	5	HOUSE	2:17.159	2:17.210	0.051
14	97	GUYETT	**1:32.567**	50	HIGLETT	**45.756**		14	97	GUYETT	2:17.973		
15	83	GODBOLD	**1:32.570**	5	HOUSE	**45.791**		15	50	HIGLETT	2:18.399	2:18.942	0.543
16	50	HIGLETT	**1:32.643**	88	STANLEY	**45.956**		16	83	GODBOLD	2:19.002	2:19.002	0.000
17	88	STANLEY	**1:34.062**	83	GODBOLD	**46.432**		17	88	STANLEY	2:20.018		
18	40	BEACOCK	**1:35.535**	40	BEACOCK	**47.283**		18	40	BEACOCK	2:22.818	2:22.863	0.045
19	60	GOUGH	**1:36.882**	100	MILLINGTON	**48.622**		19	60	GOUGH	2:25.808	2:26.001	0.193
20	78	BUTTON	**1:38.929**	60	GOUGH	**48.926**		20	100	MILLINGTON	2:28.010	2:28.623	0.613
21	66	ZWARTOUW	**1:38.952**	59	HESMAN	**49.002**		21	59	HESMAN	2:28.325	2:28.325	0.000
22	17	PATERSON	**1:39.041**	87	BUTTON	**49.121**		22	66	ZWARTOUW	2:28.587	2:28.587	0.000
23	59	HESMAN	**1:39.323**	66	ZWARTOUW	**49.635**		23	87	BUTTON	2:28.598	2:28.598	0.000
24	100	MILLINGTON	**1:39.388**	17	PATERSON	**49.808**		24	17	PATERSON	2:28.849	2:29.200	0.351
25	87	BUTTON	**1:39.477**	78	BUTTON	**50.473**		25	78	BUTTON	2:29.402	2:30.934	1.532
26	69	ELLERAY	**1:48.928**	69	ELLERAY	**53.396**		26	69	ELLERAY	2:42.324	2:42.324	0.000
27	67	BAILEY	**1:53.880**	67	BAILEY	**56.966**		27	67	BAILEY	2:50.846	2:50.905	0.059
28													

Weather / Track : Sunny / Dry

Snetterton 300
Circuit Length = 2.9689 miles
Start: 16:01 Flag 16:17 End: 16:19

Results can be found at www.tsl-timing.com

Printed - 16:20 Sunday, 20 May 2018