



BMCRC-MRO Championships 2013

**Round 1
Snetterton 300**

23rd & 24th March 2013



Results Provided by Timing Solutions Ltd
www.tsl-timing.com



BMZRC 250 MZ

**Round 1
Snetterton 300**

23rd & 24th March 2013



Results Provided by Timing Solutions Ltd
www.tsl-timing.com

BMCRC-MRO Championships 2013, Snetterton 300-Rnd 1

BMZRC 250 MZ

PRACTICE - CLASSIFICATION

POS	NO	NAME	ENTRY	TIME	ON	LAPS	GAP	DIFF	MPH
1	78	Chris DOWLING	MZ - HS Racing	2:49.760	2	2			62.95
2	85	Andrew WALES	MZ - Illuminated Design	2:50.963	2	3	1.203	1.203	62.51
3	82	Mark TAYLOR	MZ - Nexus Performance	2:51.151	2	3	1.391	0.188	62.44
4	95	Chris ROGERS	MZ - CB Racing	2:58.179	2	3	8.419	7.028	59.98
5	28	Darren WEST	MZ -	2:58.504	3	4	8.744	0.325	59.87
6	8	Peter MANNERING	MZ -	3:01.063	2	2	11.303	2.559	59.02
7	93	Richard FAYERS	MZ - MZ Experience	3:06.106	4	4	16.346	5.043	57.43
8	9	Graham HAW	MZ -	3:10.242	2	2	20.482	4.136	56.18
9	2	Lee HARDY	MZ -	3:10.699	2	3	20.939	0.457	56.04
10	11	Ian SLAUGHTER	MZ -	3:12.194	4	4	22.434	1.495	55.61
11	10 *	Dennis NELSON	MZ - www.healthysport4us.com	3:13.483	2	2	23.723	1.289	55.24
12	18	Barry GREEN	MZ - Loughton Self Drive Hire	3:13.762	3	3	24.002	0.279	55.16
13	88	Nigel CRAGG	MZ - Newvic Property	3:13.841	4	4	24.081	0.079	55.13
14	69	Paul ROBSON	MZ - London First Aid	3:20.307	4	4	30.547	6.466	53.35
15	66	Mark VINCENT	MZ - Putoline	3:21.672	2	4	31.912	1.365	52.99
16	45	Charlotte MORTON	MZ - HS Racing	3:23.937	2	2	34.177	2.265	52.40
17	5	Garry SAMETT	MZ - Smallmouse	3:28.736	2	2	38.976	4.799	51.20
18	38	Chris PETTET	MZ -	3:45.002	4	4	55.242	16.266	47.50
19	43	Daniel BARFORD	MZ -	3:45.218	3	4	55.458	0.216	47.45
20	81	Keith VINCENT	MZ -	4:00.952	2	2	1:11.192	15.734	44.35

Bike 10 - No working transponder

Weather / Track : Cloudy / Dry

These results are provisional until the conclusion of any judicial and technical matters.

Snetterton 300

Circuit Length = 2.9689 miles

Start: 09:58 Flag 10:12 End: 10:14

Clerk Of Course :

Timekeeper :

Results can be found at www.tsl-timing.com

Printed - 10:19 Saturday, 23 March 2013



BMCRC-MRO Championships 2013, Snetterton 300-Rnd 1

BMZRC 250 MZ

PRACTICE - LAP ANALYSIS

DIFF = Difference To Personal Best Lap

P1 78 Chris DOWLING				
LAP	LAP TIME	DIFF	MPH	TIME OF DAY

1 -	3:03.140 (2)	13.380	58.36	10:02:06.639
2 -	2:49.760 (1)		62.95	10:04:56.399

P2 85 Andrew WALES				
LAP	LAP TIME	DIFF	MPH	TIME OF DAY

1 -	2:58.749	7.786	59.79	10:02:02.735
2 -	2:50.963 (1)		62.51	10:04:53.698
3 -	2:51.826 (2)	0.863	62.20	10:07:45.524

P3 82 Mark TAYLOR				
LAP	LAP TIME	DIFF	MPH	TIME OF DAY

1 -	2:58.316	7.165	59.93	10:02:02.191
2 -	2:51.151 (1)		62.44	10:04:53.342
3 -	2:53.711 (2)	2.560	61.52	10:07:47.053

P4 95 Chris ROGERS				
LAP	LAP TIME	DIFF	MPH	TIME OF DAY

1 -	3:09.380	11.201	56.43	10:02:13.368
2 -	2:58.179 (1)		59.98	10:05:11.547
3 -	2:58.471 (2)	0.292	59.88	10:08:10.018

P5 28 Darren WEST				
LAP	LAP TIME	DIFF	MPH	TIME OF DAY

1 -	3:09.158	10.654	56.50	10:02:14.213
2 -	2:58.542 (2)	0.038	59.86	10:05:12.755
3 -	2:58.504 (1)		59.87	10:08:11.259
4 -	3:00.520 (3)	2.016	59.20	10:11:11.779

P6 8 Peter MANNERING				
LAP	LAP TIME	DIFF	MPH	TIME OF DAY

1 -	3:30.371 (2)	29.308	50.80	10:02:44.006
2 -	3:01.063 (1)		59.02	10:05:45.069

P7 93 Richard FAYERS				
LAP	LAP TIME	DIFF	MPH	TIME OF DAY

1 -	3:32.697	26.591	50.25	10:02:43.335
2 -	3:12.879 (3)	6.773	55.41	10:05:56.214
3 -	3:09.291 (2)	3.185	56.46	10:09:05.505
4 -	3:06.106 (1)		57.43	10:12:11.611

P8 9 Graham HAW				
LAP	LAP TIME	DIFF	MPH	TIME OF DAY

1 -	3:30.217 (2)	19.975	50.84	10:02:36.759
2 -	3:10.242 (1)		56.18	10:05:47.001

DIFF = Difference To Personal Best Lap

P9 2 Lee HARDY				
LAP	LAP TIME	DIFF	MPH	TIME OF DAY

1 -	3:25.493	14.794	52.01	10:02:36.327
2 -	3:10.699 (1)		56.04	10:05:47.026
3 -	3:11.724 (2)	1.025	55.74	10:08:58.750

P10 11 Ian SLAUGHTER				
LAP	LAP TIME	DIFF	MPH	TIME OF DAY

1 -	3:25.140	12.946	52.10	10:02:31.524
2 -	3:15.730 (3)	3.536	54.60	10:05:47.254
3 -	3:12.581 (2)	0.387	55.49	10:08:59.835
4 -	3:12.194 (1)		55.61	10:12:12.029

P11 10 Dennis NELSON				
LAP	LAP TIME	DIFF	MPH	TIME OF DAY

1 -	3:25.289 (2)	11.806	52.06	10:02:32.245
2 -	3:13.483 (1)		55.24	10:05:45.728

P12 18 Barry GREEN				
LAP	LAP TIME	DIFF	MPH	TIME OF DAY

1 -	3:21.796 (3)	8.034	52.96	10:03:39.740
2 -	3:17.138 (2)	3.376	54.21	10:06:56.878
3 -	3:13.762 (1)		55.16	10:10:10.640

P13 88 Nigel CRAGG				
LAP	LAP TIME	DIFF	MPH	TIME OF DAY

1 -	3:34.452	20.611	49.83	10:02:43.429
2 -	3:21.787 (3)	7.946	52.96	10:06:05.216
3 -	3:18.450 (2)	4.609	53.85	10:09:23.666
4 -	3:13.841 (1)		55.13	10:12:37.507

P14 69 Paul ROBSON				
LAP	LAP TIME	DIFF	MPH	TIME OF DAY

1 -	3:42.543	22.236	48.02	10:02:56.333
2 -	3:24.337 (3)	4.030	52.30	10:06:20.670
3 -	3:24.093 (2)	3.786	52.36	10:09:44.763
4 -	3:20.307 (1)		53.35	10:13:05.070

P15 66 Mark VINCENT				
LAP	LAP TIME	DIFF	MPH	TIME OF DAY

1 -	3:40.928	19.256	48.37	10:02:52.674
2 -	3:21.672 (1)		52.99	10:06:14.346
3 -	3:32.785	11.113	50.22	10:09:47.131
4 -	3:23.592 (2)	1.920	52.49	10:13:10.723

P16 45 Charlotte MORTON				
LAP	LAP TIME	DIFF	MPH	TIME OF DAY

1 -	3:39.223 (2)	15.286	48.75	10:02:52.264
2 -	3:23.937 (1)		52.40	10:06:16.201

Weather / Track : Cloudy / Dry

Results can be found at www.tsl-timing.com



Page 1 of 2



Snetterton 300
Circuit Length = 2.9689 miles
Start: 09:58 Flag 10:12 End: 10:14

Printed - 10:20 Saturday, 23 March 2013



BMCRRC-MRO Championships 2013, Snetterton 300-Rnd 1

BMZRC 250 MZ

PRACTICE - LAP ANALYSIS

DIFF = Difference To Personal Best Lap

P17 5 Garry SAMETT				
LAP	LAP TIME	DIFF	MPH	TIME OF DAY
1 -	3:38.393 (2)	9.657	48.93	10:02:50.614
2 -	3:28.736 (1)		51.20	10:06:19.350

P18 38 Chris PETTET				
LAP	LAP TIME	DIFF	MPH	TIME OF DAY
1 -	3:54.741 (3)	9.739	45.53	10:03:03.607
2 -	3:55.309	10.307	45.42	10:06:58.916
3 -	3:47.800 (2)	2.798	46.91	10:10:46.716
4 -	3:45.002 (1)		47.50	10:14:31.718

P19 43 Daniel BARFORD				
LAP	LAP TIME	DIFF	MPH	TIME OF DAY
1 -	4:00.886 (3)	15.668	44.36	10:03:16.275
2 -	3:49.552	4.334	46.56	10:07:05.827
3 -	3:45.218 (1)		47.45	10:10:51.045
4 -	3:45.860 (2)	0.642	47.32	10:14:36.905

P20 81 Keith VINCENT				
LAP	LAP TIME	DIFF	MPH	TIME OF DAY
1 -	4:11.664 (2)	10.712	42.46	10:03:29.076
2 -	4:00.952 (1)		44.35	10:07:30.028

Weather / Track : Cloudy / Dry

Results can be found at www.tsl-timing.com



Page 2 of 2



Snetterton 300
Circuit Length = 2.9689 miles
Start: 09:58 Flag 10:12 End: 10:14

Printed - 10:20 Saturday, 23 March 2013



BMCRC-MRO Championships 2013, Snetterton 300-Rnd 1

BMZRC 250 MZ

RACE 5 - CLASSIFICATION

POS	NO	NAME	ENTRY	LAPS	TIME	GAP	DIFF	MPH	BEST	ON
1	85	Andrew WALES	MZ - Illuminated Design	5	14:16.471			62.39	2:46.861	2
2	78	Chris DOWLING	MZ - HS Racing	5	14:20.040	3.569	3.569	62.13	2:48.228	2
3	82	Mark TAYLOR	MZ - Nexus Performance	5	14:31.017	14.546	10.977	61.35	2:50.118	4
4	95	Chris ROGERS	MZ - CB Racing	5	14:47.061	30.590	16.044	60.24	2:54.033	2
5	92	Erol TANIR	MZ -	5	15:21.799	1:05.328	34.738	57.97	2:59.879	3
6	2	Lee HARDY	MZ -	5	15:47.257	1:30.786	25.458	56.41	3:04.034	3
7	45	Charlotte MORTON	MZ - HS Racing	5	16:02.194	1:45.723	14.937	55.54	3:09.843	2
8	5	Garry SAMETT	MZ - Smallmouse	5	16:10.259	1:53.788	8.065	55.07	3:08.862	5
9	93	Richard FAYERS	MZ - MZ Experience	5	16:22.220	2:05.749	11.961	54.40	3:12.830	4
10	69	Paul ROBSON	MZ - London First Aid	5	16:24.262	2:07.791	2.042	54.29	3:13.995	3
11	66	Mark VINCENT	MZ - Putoline	5	16:42.992	2:26.521	18.730	53.28	3:16.814	2
12	18	Barry GREEN	MZ - Loughton Self Drive Hire	5	17:31.142	3:14.671	48.150	50.84	3:23.745	1
13	43	Daniel BARFORD	MZ -	4	14:22.952	1 Lap	1 Lap	49.54	3:24.822	4
14	38	Chris PETTET	MZ -	4	14:23.982	1 Lap	1.030	49.48	3:31.558	3
15	81	Keith VINCENT	MZ -	4	18:12.977	1 Lap	3:48.995	39.11	4:22.760	2

NOT CLASSIFIED

DNF	10	Dennis NELSON	MZ - www.healthysport4us.com	3	9:15.255	2 Laps	1 Lap	57.74	3:03.175	2
DNF	9	Graham HAW	MZ -	2	6:12.616	3 Laps	1 Lap	57.36	3:03.009	2
DNF	8	Peter MANNERING	MZ -	0						
DNF	25	Leon JONES	MZ -	0						
DNF	88	Nigel CRAGG	MZ - Newvic Property	0						
DNF	28	Darren WEST	MZ -	0						

FASTEST LAP

85	Andrew WALES	MZ - Illuminated Design	2	2:46.861	64.05 mph	103.08 kph
----	--------------	-------------------------	---	----------	-----------	------------

Weather / Track : Showers / Wet

These results are provisional until the conclusion of any judicial and technical matters.

Snetterton 300

Circuit Length = 2.9689 miles

Start: 14:16 Flag 14:30 End: 14:34

Clerk Of Course :	Timekeeper :
-------------------	--------------

Results can be found at www.tsl-timing.com

Printed - 14:40 Saturday, 23 March 2013



BMCRG-MRO Championships 2013, Snetterton 300-Rnd 1

BMZRC 250 MZ

RACE 5 - LAP CHART

LAP 1		
NO	BEHIND	LAP TIME
78		2:57.244
85	1.070	2:58.314
95	4.155	3:01.399
82	4.179	3:01.423
10	7.866	3:05.110
2	12.272	3:09.516
9	12.363	3:09.607
45	15.953	3:13.197
92	20.099	3:17.343
66	25.149	3:22.393
18	26.501	3:23.745
5	27.005	3:24.249
69	27.263	3:24.507
93	27.948	3:25.192
38	42.214	3:39.458
43	57.779	3:55.023
81	1:47.747	4:44.991

LAP 2		
NO	BEHIND	LAP TIME
85		2:46.861
78	0.297	2:48.228
95	10.257	2:54.033
82	10.657	2:54.409
10	23.110	3:03.175
9	27.441	3:03.009
2	31.540	3:07.199
92	35.513	3:03.345
45	37.865	3:09.843
5	51.546	3:12.472
69	53.644	3:14.312
66	54.032	3:16.814
93	56.055	3:16.038
18	1:08.848	3:30.278
38	1:28.197	3:33.914
43	1:37.195	3:27.347

LAP 3		
NO	BEHIND	LAP TIME
78		2:49.493
85	5.368	2:55.158
82	14.113	2:53.246
95	17.418	2:56.951
81	1 Lap	4:22.760
10	40.290	3:06.970
92	45.602	2:59.879
2	45.784	3:04.034
45	1:01.061	3:12.986
5	1:14.247	3:12.491
69	1:17.849	3:13.995
93	1:20.833	3:14.568
66	1:27.311	3:23.069
18	1:52.201	3:33.143
38	2:09.965	3:31.558

LAP 4		
NO	BEHIND	LAP TIME
78		2:52.257
85	0.251	2:47.140
82	11.974	2:50.118
95	22.615	2:57.454
92	54.446	3:01.101
2	1:00.431	3:06.904
45	1:22.108	3:13.304
5	1:34.175	3:12.185
93	1:41.406	3:12.830
69	1:42.232	3:16.640
66	1:57.625	3:22.571
81	1 Lap	4:29.613
18	2:32.440	3:32.496

LAP 5		
NO	BEHIND	LAP TIME
85		2:48.998
78	3.569	2:52.818
43	1 Lap	3:24.822
38	1 Lap	3:39.052
82	14.546	2:51.821
95	30.590	2:57.224
92	1:05.328	3:00.131
2	1:30.786	3:19.604
45	1:45.723	3:12.864
5	1:53.788	3:08.862
93	2:05.749	3:13.592
69	2:07.791	3:14.808
66	2:26.521	3:18.145
18	3:14.671	3:31.480
81	1 Lap	4:35.613

LAP 5		
NO	BEHIND	LAP TIME
43	2:23.165	3:35.760

Weather / Track : Showers / Wet

Results can be found at www.tsl-timing.com



Snetterton 300
Circuit Length = 2.9689 miles
Start: 14:16 Flag 14:30 End: 14:34

Printed - 14:45 Saturday, 23 March 2013



BMCRRC-MRO Championships 2013, Snetterton 300-Rnd 1

BMZRC 250 MZ

RACE 5 - LAP ANALYSIS

DIFF = Difference To Personal Best Lap

P1 85 Andrew WALES				
LAP	LAP TIME	DIFF	MPH	TIME OF DAY
1 -	2:58.314	11.453	59.93	14:19:17.066
2 -	2:46.861 (1)		64.05	14:22:03.927
3 -	2:55.158	8.297	61.01	14:24:59.085
4 -	2:47.140 (2)	0.279	63.94	14:27:46.225
5 -	2:48.998 (3)	2.137	63.24	14:30:35.223

P2 78 Chris DOWLING				
LAP	LAP TIME	DIFF	MPH	TIME OF DAY
1 -	2:57.244	9.016	60.30	14:19:15.996
2 -	2:48.228 (1)		63.53	14:22:04.224
3 -	2:49.493 (2)	1.265	63.05	14:24:53.717
4 -	2:52.257 (3)	4.029	62.04	14:27:45.974
5 -	2:52.818	4.590	61.84	14:30:38.792

P3 82 Mark TAYLOR				
LAP	LAP TIME	DIFF	MPH	TIME OF DAY
1 -	3:01.423	11.305	58.91	14:19:20.175
2 -	2:54.409 (3)	4.291	61.28	14:22:14.584
3 -	2:53.246	3.128	61.69	14:25:07.830
4 -	2:50.118 (1)		62.82	14:27:57.948
5 -	2:51.821 (2)	1.703	62.20	14:30:49.769

P4 95 Chris ROGERS				
LAP	LAP TIME	DIFF	MPH	TIME OF DAY
1 -	3:01.399	7.366	58.92	14:19:20.151
2 -	2:54.033 (1)		61.41	14:22:14.184
3 -	2:56.951 (2)	2.918	60.40	14:25:11.135
4 -	2:57.454	3.421	60.23	14:28:08.589
5 -	2:57.224 (3)	3.191	60.30	14:31:05.813

P5 92 Erol TANIR				
LAP	LAP TIME	DIFF	MPH	TIME OF DAY
1 -	3:17.343 (3)	17.464	54.15	14:19:36.095
2 -	3:03.345	3.466	58.29	14:22:39.440
3 -	2:59.879 (1)		59.41	14:25:39.319
4 -	3:01.101	1.222	59.01	14:28:40.420
5 -	3:00.131 (2)	0.252	59.33	14:31:40.551

P6 2 Lee HARDY				
LAP	LAP TIME	DIFF	MPH	TIME OF DAY
1 -	3:09.516 (3)	5.482	56.39	14:19:28.268
2 -	3:07.199	3.165	57.09	14:22:35.467
3 -	3:04.034 (1)		58.07	14:25:39.501
4 -	3:06.904 (2)	2.870	57.18	14:28:46.405
5 -	3:19.604	15.570	53.54	14:32:06.009

P7 45 Charlotte MORTON				
LAP	LAP TIME	DIFF	MPH	TIME OF DAY
1 -	3:13.197	3.354	55.32	14:19:31.949

DIFF = Difference To Personal Best Lap

2 -	3:09.843 (1)		56.29	14:22:41.792
3 -	3:12.986	3.143	55.38	14:25:54.778
4 -	3:13.304 (3)	3.461	55.29	14:29:08.082
5 -	3:12.864 (2)	3.021	55.41	14:32:20.946

P8 5 Garry SAMETT				
LAP	LAP TIME	DIFF	MPH	TIME OF DAY
1 -	3:24.249	15.387	52.32	14:19:43.001
2 -	3:12.472 (3)	3.610	55.53	14:22:55.473
3 -	3:12.491	3.629	55.52	14:26:07.964
4 -	3:12.185 (2)	3.323	55.61	14:29:20.149
5 -	3:08.862 (1)		56.59	14:32:29.011

P9 93 Richard FAYERS				
LAP	LAP TIME	DIFF	MPH	TIME OF DAY
1 -	3:25.192	12.362	52.08	14:19:43.944
2 -	3:16.038 (3)	3.208	54.52	14:22:59.982
3 -	3:14.568	1.738	54.93	14:26:14.550
4 -	3:12.830 (1)		55.42	14:29:27.380
5 -	3:13.592 (2)	0.762	55.20	14:32:40.972

P10 69 Paul ROBSON				
LAP	LAP TIME	DIFF	MPH	TIME OF DAY
1 -	3:24.507	10.512	52.26	14:19:43.259
2 -	3:14.312 (2)	0.317	55.00	14:22:57.571
3 -	3:13.995 (1)		55.09	14:26:11.566
4 -	3:16.640	2.645	54.35	14:29:28.206
5 -	3:14.808 (3)	0.813	54.86	14:32:43.014

P11 66 Mark VINCENT				
LAP	LAP TIME	DIFF	MPH	TIME OF DAY
1 -	3:22.393	5.579	52.80	14:19:41.145
2 -	3:16.814 (1)		54.30	14:22:57.959
3 -	3:23.069	6.255	52.63	14:26:21.028
4 -	3:22.571 (3)	5.757	52.76	14:29:43.599
5 -	3:18.145 (2)	1.331	53.94	14:33:01.744

P12 18 Barry GREEN				
LAP	LAP TIME	DIFF	MPH	TIME OF DAY
1 -	3:23.745 (1)		52.45	14:19:42.497
2 -	3:30.278 (2)	6.532	50.82	14:23:12.775
3 -	3:33.143	9.397	50.14	14:26:45.918
4 -	3:32.496	8.750	50.29	14:30:18.414
5 -	3:31.480 (3)	7.734	50.53	14:33:49.894

P13 43 Daniel BARFORD				
LAP	LAP TIME	DIFF	MPH	TIME OF DAY
1 -	3:55.023	30.201	45.47	14:20:13.775
2 -	3:27.347 (2)	2.525	51.54	14:23:41.122
3 -	3:35.760 (3)	10.938	49.53	14:27:16.882
4 -	3:24.822 (1)		52.18	14:30:41.704

Weather / Track : Showers / Wet

Results can be found at www.tsl-timing.com



Page 1 of 2



Snetterton 300
Circuit Length = 2.9689 miles
Start: 14:16 Flag 14:30 End: 14:34

Printed - 14:46 Saturday, 23 March 2013



BMCRC-MRO Championships 2013, Snetterton 300-Rnd 1

BMZRC 250 MZ

RACE 5 - LAP ANALYSIS

DIFF = Difference To Personal Best Lap

P14 38 Chris PETTET				
LAP	LAP TIME	DIFF	MPH	TIME OF DAY
1 -	3:39.458	7.900	48.70	14:19:58.210
2 -	3:33.914 (2)	2.356	49.96	14:23:32.124
3 -	3:31.558 (1)		50.52	14:27:03.682
4 -	3:39.052 (3)	7.494	48.79	14:30:42.734

P15 81 Keith VINCENT				
LAP	LAP TIME	DIFF	MPH	TIME OF DAY
1 -	4:44.991	22.231	37.50	14:21:03.743
2 -	4:22.760 (1)		40.67	14:25:26.503
3 -	4:29.613 (2)	6.853	39.64	14:29:56.116
4 -	4:35.613 (3)	12.853	38.77	14:34:31.729

P16 10 Dennis NELSON				
LAP	LAP TIME	DIFF	MPH	TIME OF DAY
1 -	3:05.110 (2)	1.935	57.73	14:19:23.862
2 -	3:03.175 (1)		58.34	14:22:27.037
3 -	3:06.970 (3)	3.795	57.16	14:25:34.007

P17 9 Graham HAW				
LAP	LAP TIME	DIFF	MPH	TIME OF DAY
1 -	3:09.607 (2)	6.598	56.36	14:19:28.359
2 -	3:03.009 (1)		58.40	14:22:31.368

Weather / Track : Showers / Wet

Results can be found at www.tsl-timing.com



Page 2 of 2



Snetterton 300
Circuit Length = 2.9689 miles
Start: 14:16 Flag 14:30 End: 14:34


Printed - 14:46 Saturday, 23 March 2013



BMCRC-MRO Championships 2013, Snetterton 300-Rnd 1

BMZRC 250 MZ

RACE 13 - GRID

ROW 6				28	Darren WEST								
ROW 5		88	Nigel CRAGG	25	Leon JONES	8	Peter MANNERING	9	Graham HAW	6:12.616			
ROW 4	10	Dennis NELSON	9:15.255	81	Keith VINCENT	18:12.977	38	Chris PETTET	14:23.982	43	Daniel BARFORD	14:22.952	
ROW 3		18	Barry GREEN	17:31.142	66	Mark VINCENT	16:42.992	69	Paul ROBSON	16:24.262	93	Richard FAYERS	16:22.220
ROW 2	5	Garry SAMETT	16:10.259	45	Charlotte MORTON	16:02.194	2	Lee HARDY	15:47.257	92	Erol TANIR	15:21.799	
ROW 1		95	Chris ROGERS	14:47.061	82	Mark TAYLOR	14:31.017	78	Chris DOWLING	14:20.040	85	Andrew WALES	14:16.471
Pole													
													

Snetterton 300
Circuit Length = 2.9689 miles

These results are provisional until the conclusion of any judicial and technical matters.

Clerk Of Course :

Timekeeper :



MRO 600 inc Clubman 600

Round 1
Snetterton 300

23rd & 24th March 2013



Results Provided by Timing Solutions Ltd
www.tsl-timing.com

BMCRC-MRO Championships 2013, Snetterton 300-Rnd 1

Team Respro MRO 600 inc Clubman 600

QUALIFYING - CLASSIFICATION

POS	NO	CL	PIC NAME	ENTRY	TIME	ON	LAPS	GAP	DIFF	MPH
1	64	C	1 Ashley BUXTON	Yamaha -	2:08.943	2	2			82.88
2	33	C	2 Greg WRIGHT	Triumph - Skid Marques Tyres	2:15.320	1	2	6.377	6.377	78.98
3	96		1 Martin TURNER	Yamaha - MSS Performance	2:17.428	2	3	8.485	2.108	77.77
4	19	C	3 Michael CHURCH	Yamaha - MC Racing	2:19.997	2	2	11.054	2.569	76.34
5	88	C	4 Joe BUXTON	Kawasaki -	2:21.631	2	3	12.688	1.634	75.46
6	17		2 Ian LOUGHER	Honda - W A Corless/Jackson Racing	2:22.591	2	3	13.648	0.960	74.95
7	68	C	5 Gary RODWELL	Suzuki - AJ Maintenance	2:24.940	2	2	15.997	2.349	73.74
8	40		3 David SHELVEY	Suzuki - Seton Tuning	2:26.301	2	3	17.358	1.361	73.05
9	92	C	6 Ian NEWBY	Kawasaki -	2:28.372	2	3	19.429	2.071	72.03
10	15		4 John LEA	Triumph - PG Lea Plumbing	2:32.074	2	2	23.131	3.702	70.28
11	11	C	7 Nick HOBDEN	Triumph - Littlewood Fencing	2:32.883	2	2	23.940	0.809	69.91
12	5		5 Aaron CLARKE	Kawasaki -	2:36.770	1	2	27.827	3.887	68.17
13	97	C	8 Adam MOORE	Triumph -	3:15.880	1	1	1:06.937	39.110	54.56
14	60	* C	10 Chris GREEN	Honda -			0			
15	111		6 Tommy DALE	Yamaha -			0			
16	6	C	9 Ali BLACK	Triumph -			0			

BIKE 60 - NO WORKING TRANSPONDER

Weather / Track : Cloudy / Dry

These results are provisional until the conclusion of any judicial and technical matters.

Snetterton 300

Circuit Length = 2.9689 miles

Start: 09:01 Flag 09:12 End: 09:13

Clerk Of Course :	Timekeeper :
-------------------	--------------

Results can be found at www.tsl-timing.com

Printed - 09:13 Saturday, 23 March 2013



BMCR-C-MRO Championships 2013, Snetterton 300-Rnd 1

Team Respro MRO 600 inc Clubman 600

QUALIFYING - LAP ANALYSIS

DIFF = Difference To Personal Best Lap

P1 64 Ashley BUXTON				
LAP	LAP TIME	DIFF	MPH	TIME OF DAY
1 -	2:12.323 (2)	3.380	80.77	09:03:28.431
2 -	2:08.943 (1)		82.88	09:05:37.374

P2 33 Greg WRIGHT				
LAP	LAP TIME	DIFF	MPH	TIME OF DAY
1 -	2:15.320 (1)		78.98	09:03:32.850
2 -	2:15.487 (2)	0.167	78.88	09:05:48.337

P3 96 Martin TURNER				
LAP	LAP TIME	DIFF	MPH	TIME OF DAY
1 -	2:24.211	6.783	74.11	09:04:20.025
2 -	2:17.428 (1)		77.77	09:06:37.453
3 -	2:21.266 (2)	3.838	75.65	09:08:58.719

P4 19 Michael CHURCH				
LAP	LAP TIME	DIFF	MPH	TIME OF DAY
1 -	2:25.972 (2)	5.975	73.22	09:03:45.230
2 -	2:19.997 (1)		76.34	09:06:05.227

P5 88 Joe BUXTON				
LAP	LAP TIME	DIFF	MPH	TIME OF DAY
1 -	2:25.765 (2)	4.134	73.32	09:03:42.386
2 -	2:21.631 (1)		75.46	09:06:04.017
3 -	2:27.762 (3)	6.131	72.33	09:08:31.779

P6 17 Ian LOUGHER				
LAP	LAP TIME	DIFF	MPH	TIME OF DAY
1 -	2:26.133 (2)	3.542	73.13	09:03:49.919
2 -	2:22.591 (1)		74.95	09:06:12.510
3 -	2:35.160 (3)	12.569	68.88	09:08:47.670

P7 68 Gary RODWELL				
LAP	LAP TIME	DIFF	MPH	TIME OF DAY
1 -	2:33.528 (2)	8.588	69.61	09:04:54.464
2 -	2:24.940 (1)		73.74	09:07:19.404

P8 40 David SHELVEY				
LAP	LAP TIME	DIFF	MPH	TIME OF DAY
1 -	2:30.575 (2)	4.274	70.98	09:04:39.536
2 -	2:26.301 (1)		73.05	09:07:05.837
3 -	3:00.680 P	34.379	59.15	09:10:06.517

P9 92 Ian NEWBY				
LAP	LAP TIME	DIFF	MPH	TIME OF DAY
1 -	2:34.930 (2)	6.558	68.98	09:03:56.656
2 -	2:28.372 (1)		72.03	09:06:25.028
3 -	3:43.144 P	1:14.772	47.89	09:10:08.172

DIFF = Difference To Personal Best Lap

P10 15 John LEA				
LAP	LAP TIME	DIFF	MPH	TIME OF DAY
1 -	2:27.696		72.36	09:06:26.649
2 -	2:32.074 (1)		70.28	09:08:58.723

P11 11 Nick HOBDEN				
LAP	LAP TIME	DIFF	MPH	TIME OF DAY
1 -	2:36.195 (2)	3.312	68.42	09:04:53.170
2 -	2:32.883 (1)		69.91	09:07:26.053

P12 5 Aaron CLARKE				
LAP	LAP TIME	DIFF	MPH	TIME OF DAY
1 -	2:36.770 (1)		68.17	09:04:01.987
2 -	2:40.193 (2)	3.423	66.72	09:06:42.180

P13 97 Adam MOORE				
LAP	LAP TIME	DIFF	MPH	TIME OF DAY
1 -	3:15.880 (1)		54.56	09:05:55.552

Weather / Track : Cloudy / Dry

Results can be found at www.tsl-timing.com



Snetterton 300
Circuit Length = 2.9689 miles
Start: 09:01 Flag 09:12 End: 09:13


Printed - 09:15 Saturday, 23 March 2013



BMCRC-MRO Championships 2013, Snetterton 300-Rnd 1

Team Respro MRO 600 inc Clubman 600

RACE 1 - GRID

ROW 4	6 Ali BLACK	111 Tommy DALE	60 Chris GREEN	97 Adam MOORE	3:15.880
ROW 3	5 Aaron CLARKE	11 Nick HOBDEN	15 John LEA	92 Ian NEWBY	2:36.770 2:32.883 2:32.074 2:28.372
ROW 2	40 David SHELVEY	68 Gary RODWELL	17 Ian LOUGHER	88 Joe BUXTON	2:26.301 2:24.940 2:22.591 2:21.631
ROW 1	19 Michael CHURCH	96 Martin TURNER	33 Greg WRIGHT	64 Ashley BUXTON	2:19.997 2:17.428 2:15.320 2:08.943
Pole					
					

Snetterton 300
Circuit Length = 2.9689 miles

These results are provisional until the conclusion of any judicial and technical matters.

Clerk Of Course :

Timekeeper :

BMCRC-MRO Championships 2013, Snetterton 300-Rnd 1

Team Respro MRO 600 inc Clubman 600

RACE 1 - CLASSIFICATION

POS	NO	CL	PIC NAME	ENTRY	LAPS	TIME	GAP	DIFF	MPH	BEST	ON
1	17		1 Ian LOUGHER	Honda - W A Corless/Jackson Racing	5	13:09.508			67.68	2:31.079	5
2	40		2 David SHELVEY	Suzuki - Seton Tuning	5	13:15.729	6.221	6.221	67.15	2:35.826	5
3	88	C	1 Joe BUXTON	Kawasaki -	5	13:27.795	18.287	12.066	66.15	2:37.382	5
4	68	C	2 Gary RODWELL	Suzuki - AJ Maintenance	5	13:43.613	34.105	15.818	64.88	2:40.008	2
5	92	C	3 Ian NEWBY	Kawasaki -	5	13:51.156	41.648	7.543	64.29	2:42.059	4
6	33	C	4 Greg WRIGHT	Triumph - Skid Marques Tyres	5	15:43.952	2:34.444	1:52.796	56.61	2:55.868	1

NOT CLASSIFIED

DNF	5		3 Aaron CLARKE	Kawasaki -	2	5:36.531	3 Laps	3 Laps	63.51	2:42.883	2
DNF	96		4 Martin TURNER	Yamaha - MSS Performance	0						
DNF	64	C	8 Ashley BUXTON	Yamaha -	0						
DNF	97	C	13 Adam MOORE	Triumph -	0						

FASTEST LAP

17			Ian LOUGHER	Honda - W A Corless/Jackson Racing	5	2:31.079	70.74 mph		113.85 kph		
88	C		Joe BUXTON	Kawasaki -	5	2:37.382	67.91 mph		109.29 kph		

Weather / Track : Cloudy / Dry

These results are provisional until the conclusion of any judicial and technical matters.

Snetterton 300

Circuit Length = 2.9689 miles

Start: 11:46 Flag 12:00 End: 12:02

Clerk Of Course :	Timekeeper :
-------------------	--------------

Results can be found at www.tsl-timing.com

Printed - 12:14 Saturday, 23 March 2013



BMCRC-MRO Championships 2013, Snetterton 300-Rnd 1

Team Respro MRO 600 inc Clubman 600

RACE 1 - LAP CHART

LAP 1		
NO	BEHIND	LAP TIME

88		2:47.328
68	0.130	2:47.458
40	0.340	2:47.668
92	4.306	2:51.634
17	4.359	2:51.687
5	6.320	2:53.648
33	8.540	2:55.868

LAP 2		
NO	BEHIND	LAP TIME

40		2:38.871
68	0.927	2:40.008
17	3.741	2:38.593
88	4.314	2:43.525
5	9.992	2:42.883
92	12.164	2:47.069
33	29.481	3:00.152

LAP 3		
NO	BEHIND	LAP TIME

40		2:36.379
17	1.423	2:34.061
68	6.897	2:42.349
88	7.509	2:39.574
92	19.692	2:43.907
33	1:03.767	3:10.665

LAP 4		
NO	BEHIND	LAP TIME

17		2:34.088
40	1.474	2:36.985
88	11.984	2:39.986
68	21.598	2:50.212
92	26.240	2:42.059
33	1:48.105	3:19.849

LAP 5		
NO	BEHIND	LAP TIME

17		2:31.079
40	6.221	2:35.826
88	18.287	2:37.382
68	34.105	2:43.586
92	41.648	2:46.487
33	2:34.444	3:17.418

Weather / Track : Showers / Wet

Results can be found at www.tsl-timing.com



Snetterton 300
Circuit Length = 2.9689 miles
Start: 11:46 Flag 12:00 End: 12:02

Printed - 12:21 Saturday, 23 March 2013

BMCR-CMRO Championships 2013, Snetterton 300-Rnd 1

Team Respro MRO 600 inc Clubman 600

RACE 1 - LAP ANALYSIS

DIFF = Difference To Personal Best Lap

P1 17 Ian LOUGHER				
LAP	LAP TIME	DIFF	MPH	TIME OF DAY
1 -	2:51.687	20.608	62.25	11:49:47.584
2 -	2:38.593	7.514	67.39	11:52:26.177
3 -	2:34.061 (2)	2.982	69.37	11:55:00.238
4 -	2:34.088 (3)	3.009	69.36	11:57:34.326
5 -	2:31.079 (1)		70.74	12:00:05.405

P2 40 David SHELVEY				
LAP	LAP TIME	DIFF	MPH	TIME OF DAY
1 -	2:47.668	11.842	63.74	11:49:43.565
2 -	2:38.871	3.045	67.27	11:52:22.436
3 -	2:36.379 (2)	0.553	68.34	11:54:58.815
4 -	2:36.985 (3)	1.159	68.08	11:57:35.800
5 -	2:35.826 (1)		68.58	12:00:11.626

P3 88 Joe BUXTON				
LAP	LAP TIME	DIFF	MPH	TIME OF DAY
1 -	2:47.328	9.946	63.87	11:49:43.225
2 -	2:43.525	6.143	65.36	11:52:26.750
3 -	2:39.574 (2)	2.192	66.97	11:55:06.324
4 -	2:39.986 (3)	2.604	66.80	11:57:46.310
5 -	2:37.382 (1)		67.91	12:00:23.692

P4 68 Gary RODWELL				
LAP	LAP TIME	DIFF	MPH	TIME OF DAY
1 -	2:47.458	7.450	63.82	11:49:43.355
2 -	2:40.008 (1)		66.79	11:52:23.363
3 -	2:42.349 (2)	2.341	65.83	11:55:05.712
4 -	2:50.212	10.204	62.79	11:57:55.924
5 -	2:43.586 (3)	3.578	65.33	12:00:39.510

P5 92 Ian NEWBY				
LAP	LAP TIME	DIFF	MPH	TIME OF DAY
1 -	2:51.634	9.575	62.27	11:49:47.531
2 -	2:47.069	5.010	63.97	11:52:34.600
3 -	2:43.907 (2)	1.848	65.20	11:55:18.507
4 -	2:42.059 (1)		65.95	11:58:00.566
5 -	2:46.487 (3)	4.428	64.19	12:00:47.053

P6 33 Greg WRIGHT				
LAP	LAP TIME	DIFF	MPH	TIME OF DAY
1 -	2:55.868 (1)		60.77	11:49:51.765
2 -	3:00.152 (2)	4.283	59.32	11:52:51.917
3 -	3:10.665 (3)	14.796	56.05	11:56:02.582
4 -	3:19.849	23.980	53.48	11:59:22.431
5 -	3:17.418	21.549	54.13	12:02:39.849

P7 5 Aaron CLARKE				
LAP	LAP TIME	DIFF	MPH	TIME OF DAY
1 -	2:53.648 (2)	10.765	61.55	11:49:49.545

DIFF = Difference To Personal Best Lap

2 - **2:42.883 (1)** **65.61** **11:52:32.428**

Weather / Track : Showers / Wet

Results can be found at www.tsl-timing.com



Snetterton 300
Circuit Length = 2.9689 miles
Start: 11:46 Flag 12:00 End: 12:02

Printed - 12:21 Saturday, 23 March 2013




BMCRC-MRO Championships 2013, Snetterton 300-Rnd 1

Team Respro MRO 600 inc Clubman 600

RACE 9 - GRID

ROW 3			97 Adam MOORE	64 Ashley BUXTON	
ROW 2	96 Martin TURNER	2:42.883 5 Aaron CLARKE	2:55.868 33 Greg WRIGHT	2:42.059 92 Ian NEWBY	
ROW 1	2:40.008 68 Gary RODWELL	2:37.382 88 Joe BUXTON	2:35.826 40 David SHELVEY	2:31.079 17 Ian LOUGHER	Pole



Snetterton 300
Circuit Length = 2.9689 miles

These results are provisional until the conclusion of any judicial and technical matters.

Clerk Of Course :

Timekeeper :



MRO Minitwins inc Juniors & Rookies

**Round 1
Snetterton 300**

23rd & 24th March 2013



Results Provided by Timing Solutions Ltd
www.tsl-timing.com

BMCRC-MRO Championships 2013, Snetterton 300-Rnd 1

MRO Minitwins inc Juniors & Rookies

QUALIFYING - CLASSIFICATION

POS	NO	CL	PIC NAME	ENTRY	TIME	ON	LAPS	GAP	DIFF	MPH
1	41	J	1 Luke HARRIS	Suzuki - K H Brickwork/Steve Jordan	2:47.097	1	5			63.96
2	15	J	2 Adam CROSS	Suzuki - G C Haulage	2:47.917	2	2	0.820	0.820	63.65
3	74		1 Mark HAZELGROVE	Suzuki - Lynx Networks	2:50.384	3	4	3.287	2.467	62.72
4	18		2 Neil MACQUEEN	Suzuki -	2:50.970	2	2	3.873	0.586	62.51
5	8		3 Gerrard SPEAR	Suzuki - Team V Speed	2:52.629	5	5	5.532	1.659	61.91
6	30	R	1 Richard GOODE	Suzuki - Worcester Petroleum	2:53.211	4	4	6.114	0.582	61.70
7	5	R	2 Barry MANTELL	Suzuki - Swedish Car Connection	2:56.635	5	5	9.538	3.424	60.50
8	21		4 Nathan MARSTON	Suzuki -	2:56.752	2	2	9.655	0.117	60.46
9	121		5 Roger MARSH	Suzuki -	2:58.039	2	2	10.942	1.287	60.03
10	19		6 Kevin LILLEY	Suzuki -	3:00.501	2	3	13.404	2.462	59.21
11	56	R	3 Max NORFOLK	Suzuki -	3:01.325	3	3	14.228	0.824	58.94
12	27		7 Gabrielle BURNE	Suzuki - LS2 helmets/Ravenol	3:02.315	2	2	15.218	0.990	58.62
13	95	J	3 Grant ROBERTSON	Suzuki -	3:04.641	2	2	17.544	2.326	57.88
14	3	J	4 Marcus NEWALL	Suzuki -	3:05.746	2	2	18.649	1.105	57.54
15	52		8 Paul JOHNSTON	Suzuki - Epayme	3:10.670	2	3	23.573	4.924	56.05
16	82		9 Matt HINNELLS	Suzuki -	3:10.834	2	2	23.737	0.164	56.00
17	81		10 Malvern MAY	Suzuki -	3:14.582	3	3	27.485	3.748	54.92
18	40	R	4 Paul WILBY	Suzuki - Nutsmoto	3:16.147	2	2	29.050	1.565	54.49
19	73	R	5 Vince LEWIN	Suzuki -	3:16.813	3	4	29.716	0.666	54.30
20	77	R	6 David HOLMES	Suzuki -	3:17.957	4	4	30.860	1.144	53.99
21	169		11 Rob MILES	Suzuki - Ilkeston Printers	3:18.307	4	4	31.210	0.350	53.89
22	98		12 Steve TOPPING	Suzuki - Nuts Moto/Fakenham Signs	3:22.902	2	2	35.805	4.595	52.67
23	33		13 Jack RUSSELL	Suzuki - CFS Fabricat	3:23.517	1	1	36.420	0.615	52.51
24	45	R	7 Ricardo GARROTE	Suzuki -	3:24.793	2	2	37.696	1.276	52.18
25	87		14 Simon SCHUG	Suzuki - MAK Fencing/More Moto	3:25.600	1	1	38.503	0.807	51.98
26	28	R	8 Dominic VEASEY	Suzuki -	3:26.876	3	3	39.779	1.276	51.66
27	51	R	9 Theo RUTTER	Suzuki -	3:31.150	2	2	44.053	4.274	50.61
28	69		15 Tony RUSSO	Suzuki - Titan Elevators	3:32.670	1	1	45.573	1.520	50.25
29	37		16 Stephen WILSON	Suzuki -	3:36.983	1	1	49.886	4.313	49.25
30	4	J	5 Connor MOODY	Suzuki - BCL/Havoc	3:39.358	1	1	52.261	2.375	48.72
31	20	R	10 Jose TOUCEDA	Suzuki -	3:56.895	1	1	1:09.798	17.537	45.11
32	112	J	6 Jamie NAGY	Suzuki -			0			
33	12		17 Russell TAYLOR	Suzuki -			0			
34	43		18 Julian ENTICKNAP	Suzuki - Assesstech			0			
35	22	J	7 Jordan RUSHBY	Suzuki - Eurofit			0			

Weather / Track : Cloudy / Dry

These results are provisional until the conclusion of any judicial and technical matters.

Snetterton 300

Circuit Length = 2.9689 miles

Start: 09:21 Flag 09:34 End: 09:37

Clerk Of Course :	Timekeeper :
-------------------	--------------

Results can be found at www.tsl-timing.com

Printed - 09:39 Saturday, 23 March 2013



BMCRG-MRO Championships 2013, Snetterton 300-Rnd 1

Team Respro MRO 600 inc Clubman 600

QUALIFYING - LAP ANALYSIS

DIFF = Difference To Personal Best Lap

P1 64 Ashley BUXTON				
LAP	LAP TIME	DIFF	MPH	TIME OF DAY
1 -	2:12.323 (2)	3.380	80.77	09:03:28.431
2 -	2:08.943 (1)		82.88	09:05:37.374

P2 33 Greg WRIGHT				
LAP	LAP TIME	DIFF	MPH	TIME OF DAY
1 -	2:15.320 (1)		78.98	09:03:32.850
2 -	2:15.487 (2)	0.167	78.88	09:05:48.337

P3 96 Martin TURNER				
LAP	LAP TIME	DIFF	MPH	TIME OF DAY
1 -	2:24.211	6.783	74.11	09:04:20.025
2 -	2:17.428 (1)		77.77	09:06:37.453
3 -	2:21.266 (2)	3.838	75.65	09:08:58.719

P4 19 Michael CHURCH				
LAP	LAP TIME	DIFF	MPH	TIME OF DAY
1 -	2:25.972 (2)	5.975	73.22	09:03:45.230
2 -	2:19.997 (1)		76.34	09:06:05.227

P5 88 Joe BUXTON				
LAP	LAP TIME	DIFF	MPH	TIME OF DAY
1 -	2:25.765 (2)	4.134	73.32	09:03:42.386
2 -	2:21.631 (1)		75.46	09:06:04.017
3 -	2:27.762 (3)	6.131	72.33	09:08:31.779

P6 17 Ian LOUGHER				
LAP	LAP TIME	DIFF	MPH	TIME OF DAY
1 -	2:26.133 (2)	3.542	73.13	09:03:49.919
2 -	2:22.591 (1)		74.95	09:06:12.510
3 -	2:35.160 (3)	12.569	68.88	09:08:47.670

P7 68 Gary RODWELL				
LAP	LAP TIME	DIFF	MPH	TIME OF DAY
1 -	2:33.528 (2)	8.588	69.61	09:04:54.464
2 -	2:24.940 (1)		73.74	09:07:19.404

P8 40 David SHELVEY				
LAP	LAP TIME	DIFF	MPH	TIME OF DAY
1 -	2:30.575 (2)	4.274	70.98	09:04:39.536
2 -	2:26.301 (1)		73.05	09:07:05.837
3 -	3:00.680 P	34.379	59.15	09:10:06.517

P9 92 Ian NEWBY				
LAP	LAP TIME	DIFF	MPH	TIME OF DAY
1 -	2:34.930 (2)	6.558	68.98	09:03:56.656
2 -	2:28.372 (1)		72.03	09:06:25.028
3 -	3:43.144 P	1:14.772	47.89	09:10:08.172

DIFF = Difference To Personal Best Lap

P10 15 John LEA				
LAP	LAP TIME	DIFF	MPH	TIME OF DAY
1 -	2:27.696		72.36	09:06:26.649
2 -	2:32.074 (1)		70.28	09:08:58.723

P11 11 Nick HOBDEN				
LAP	LAP TIME	DIFF	MPH	TIME OF DAY
1 -	2:36.195 (2)	3.312	68.42	09:04:53.170
2 -	2:32.883 (1)		69.91	09:07:26.053

P12 5 Aaron CLARKE				
LAP	LAP TIME	DIFF	MPH	TIME OF DAY
1 -	2:36.770 (1)		68.17	09:04:01.987
2 -	2:40.193 (2)	3.423	66.72	09:06:42.180

P13 97 Adam MOORE				
LAP	LAP TIME	DIFF	MPH	TIME OF DAY
1 -	3:15.880 (1)		54.56	09:05:55.552

Weather / Track : Cloudy / Dry

Results can be found at www.tsl-timing.com



Snetterton 300
Circuit Length = 2.9689 miles
Start: 09:01 Flag 09:12 End: 09:13

Printed - 09:15 Saturday, 23 March 2013




BMCRC-MRO Championships 2013, Snetterton 300-Rnd 1

MRO Minitwins inc Juniors & Rookies

RACE 2 - GRID

ROW 9		22	Jordan RUSHBY	43	Julian ENTICKNAP	12	Russell TAYLOR							
ROW 8	112	Jamie NAGY	3:56.895	20	Jose TOUCEDA	3:39.358	4	Connor MOODY	3:36.983	37	Stephen WILSON			
ROW 7		69	Tony RUSSO	3:32.670	51	Theo RUTTER	3:31.150	28	Dominic VEASEY	3:26.876	87	Simon SCHUG	3:25.600	
ROW 6		45	Ricardo GARROTE	3:24.793	33	Jack RUSSELL	3:23.517	98	Steve TOPPING	3:22.902	169	Rob MILES	3:18.307	
ROW 5			77	David HOLMES	3:17.957	73	Vince LEWIN	3:16.813	40	Paul WILBY	3:16.147	81	Malvern MAY	3:14.582
ROW 4		82	Matt HINNELLS	3:10.834	52	Paul JOHNSTON	3:10.670	3	Marcus NEWALL	3:05.746	95	Grant ROBERTSON	3:04.641	
ROW 3			27	Gabrielle BURNE	3:02.315	56	Max NORFOLK	3:01.325	19	Kevin LILLEY	3:00.501	121	Roger MARSH	2:58.039
ROW 2		21	Nathan MARSTON	2:56.752	5	Barry MANTELL	2:56.635	30	Richard GOODE	2:53.211	8	Gerrard SPEAR	2:52.629	
ROW 1			18	Neil MACQUEEN	2:50.970	74	Mark HAZELGROVE	2:50.384	15	Adam CROSS	2:47.917	41	Luke HARRIS	2:47.097
Pole														



Snetterton 300
Circuit Length = 2.9689 miles

BMCRC-MRO Championships 2013, Snetterton 300-Rnd 1

MRO Minitwins inc Juniors & Rookies

RACE 2 - CLASSIFICATION

POS	NO	CL	PIC NAME	ENTRY	LAPS	TIME	GAP	DIFF	MPH	BEST	ON
1	41	J	1 Luke HARRIS	Suzuki - K H Brickwork/Steve Jordan	5	13:10.760			67.58	2:35.180	4
2	18		1 Neil MACQUEEN	Suzuki -	5	13:17.393	6.633	6.633	67.01	2:36.667	3
3	95	J	2 Grant ROBERTSON	Suzuki -	5	13:42.257	31.497	24.864	64.99	2:38.950	5
4	40	R	1 Paul WILBY	Suzuki - Nutsmoto	5	13:45.296	34.536	3.039	64.75	2:39.723	5
5	87		2 Simon SCHUG	Suzuki - MAK Fencing/More Moto	5	13:55.210	44.450	9.914	63.98	2:42.463	2
6	5	R	2 Barry MANTELL	Suzuki - Swedish Car Connection	5	14:02.232	51.472	7.022	63.45	2:43.683	5
7	52		3 Paul JOHNSTON	Suzuki - Epayme	5	14:03.643	52.883	1.411	63.34	2:43.747	3
8	74		4 Mark HAZELGROVE	Suzuki - Lynx Networks	5	14:05.067	54.307	1.424	63.23	2:46.317	4
9	69		5 Tony RUSSO	Suzuki - Titan Elevators	5	14:11.361	1:00.601	6.294	62.77	2:42.498	4
10	30	R	3 Richard GOODE	Suzuki - Worcester Petroleum	5	14:13.743	1:02.983	2.382	62.59	2:46.153	5
11	8		6 Gerrard SPEAR	Suzuki - Team V Speed	5	14:14.320	1:03.560	0.576	62.55	2:41.331	5
12	56	R	4 Max NORFOLK	Suzuki -	5	14:15.403	1:04.643	1.083	62.47	2:41.032	5
13	27		7 Gabrielle BURNE	Suzuki - LS2 helmets/Ravenol	5	14:22.686	1:11.926	7.283	61.94	2:43.520	5
14	81		8 Malvern MAY	Suzuki -	5	14:25.023	1:14.263	2.337	61.77	2:44.354	5
15	51	R	5 Theo RUTTER	Suzuki -	5	14:25.459	1:14.699	0.436	61.74	2:43.993	5
16	169		9 Rob MILES	Suzuki - Ilkeston Printers	5	14:29.010	1:18.250	3.551	61.49	2:46.708	5
17	77	R	6 David HOLMES	Suzuki -	5	14:33.830	1:23.070	4.820	61.15	2:47.656	4
18	12		10 Russell TAYLOR	Suzuki -	5	15:22.493	2:11.733	48.663	57.93	2:58.137	4
19	4	J	3 Connor MOODY	Suzuki - BCL/Havoc	5	15:38.200	2:27.440	15.707	56.96	3:01.523	2
20	45	R	7 Ricardo GARROTE	Suzuki -	5	15:45.032	2:34.272	6.832	56.54	3:02.220	2
21	28	R	8 Dominic VEASEY	Suzuki -	4	13:16.484	1 Lap	1 Lap	53.67	3:07.028	4
22	73	R	9 Vince LEWIN	Suzuki -	4	13:24.966	1 Lap	8.482	53.11	3:09.805	3
23	112	J	4 Jamie NAGY	Suzuki -	4	13:33.161	1 Lap	8.195	52.57	3:13.541	4
24	20	R	10 Jose TOUCEDA	Suzuki -	4	14:13.711	1 Lap	40.550	50.07	3:29.365	4

NOT CLASSIFIED

DNF	33		11 Jack RUSSELL	Suzuki - CFS Fabricat	4	11:36.194	1 Lap		61.40	2:46.865	4
DNF	21		12 Nathan MARSTON	Suzuki -	3	8:25.945	2 Laps	1 Lap	63.37	2:42.774	3
DNF	82		13 Matt HINNELLS	Suzuki -	2	5:29.154	3 Laps	1 Lap	64.94	2:39.744	2
DNF	22	J	5 Jordan RUSHBY	Suzuki - Eurofit	2	6:52.982	3 Laps	1:23.828	51.76	3:23.964	2
DNF	3	J	6 Marcus NEWALL	Suzuki -	0						
DNF	19		15 Kevin LILLEY	Suzuki -	0						
DNF	121		14 Roger MARSH	Suzuki -	0						
DNF	98		17 Steve TOPPING	Suzuki - Nuts Moto/Fakenham Signs	0						
DNF	15	J	8 Adam CROSS	Suzuki - G C Haulage	0						

FASTEST LAP

41	J		Luke HARRIS	Suzuki - K H Brickwork/Steve Jordan	4	2:35.180	68.87 mph	110.84 kph
18			Neil MACQUEEN	Suzuki -	3	2:36.667	68.22 mph	109.79 kph
40	R		Paul WILBY	Suzuki - Nutsmoto	5	2:39.723	66.91 mph	107.69 kph

Weather / Track : Showers / Wet

Results can be found at www.tsl-timing.com



Snetterton 300
Circuit Length = 2.9689 miles
Start: 12:11 Flag 12:24 End: 12:27

Printed - 12:32 Saturday, 23 March 2013



BMCRC-MRO Championships 2013, Snetterton 300-Rnd 1

MRO Minitwins inc Juniors & Rookies

RACE 2 - LAP CHART

LAP 1		
NO	BEHIND	LAP TIME

22	1:32.119	3:23.964
112	1:32.756	3:23.106
28	1:38.553	3:29.938
20	1:53.054	3:33.159

41		2:41.156
18	4.196	2:45.352
87	7.334	2:48.490
82	8.254	2:49.410
74	12.902	2:54.058
30	13.488	2:54.644
40	13.739	2:54.895
21	13.947	2:55.103
95	14.202	2:55.358
52	17.292	2:58.448
5	18.668	2:59.824
8	23.856	3:05.012
81	24.691	3:05.847
56	26.647	3:07.803
69	27.449	3:08.605
27	27.669	3:08.825
33	28.078	3:09.234
51	28.931	3:10.087
169	29.500	3:10.656
77	35.728	3:16.884
4	39.352	3:20.508
12	41.766	3:22.922
45	46.502	3:27.658
22	47.862	3:29.018
28	48.322	3:29.478
73	48.411	3:29.567
112	49.357	3:30.513
20	59.602	3:40.758

LAP 3		
NO	BEHIND	LAP TIME

41		2:36.282
18	3.157	2:36.667
87	16.888	2:43.080
95	26.246	2:40.933
40	28.279	2:43.042
21	28.800	2:42.774
52	31.207	2:43.747
74	34.190	2:49.097
5	34.691	2:44.871
30	41.497	2:50.220
69	46.212	2:44.567
8	49.555	2:49.502
56	50.353	2:47.732
33	52.184	2:49.346
169	55.235	2:50.153
51	55.316	2:48.853
27	55.322	2:50.799
81	57.343	2:55.477
77	1:00.585	2:49.983
12	1:25.782	3:01.470
4	1:28.669	3:03.783
45	1:35.100	3:02.367
73	2:02.513	3:09.805
28	2:12.311	3:10.040
112	2:22.475	3:26.001

LAP 2		
NO	BEHIND	LAP TIME

LAP 4		
NO	BEHIND	LAP TIME

41		2:39.707
18	2.772	2:38.283
82	8.291	2:39.744
87	10.090	2:42.463
74	21.375	2:48.180
40	21.519	2:47.487
95	21.595	2:47.100
21	22.308	2:48.068
52	23.742	2:46.157
5	26.102	2:47.141
30	27.559	2:53.778
8	36.335	2:52.186
69	37.927	2:50.185
81	38.148	2:53.164
56	38.903	2:51.963
33	39.120	2:50.749
27	40.805	2:52.843
169	41.364	2:51.571
51	42.745	2:53.521
77	46.884	2:50.863
12	1:00.594	2:58.535
4	1:01.168	3:01.523
45	1:09.015	3:02.220
73	1:28.990	3:20.286

41		2:35.180
18	6.206	2:38.229
20	1 Lap	3:30.429
95	30.982	2:39.916
40	33.248	2:40.149
87	37.786	2:56.078
52	41.925	2:45.898
74	45.327	2:46.317
5	46.224	2:46.713
69	53.530	2:42.498
30	55.265	2:48.948
8	1:00.664	2:46.289
56	1:02.046	2:46.873
33	1:03.869	2:46.865
27	1:06.841	2:46.699
81	1:08.344	2:46.181
51	1:09.141	2:49.005
169	1:09.977	2:49.922
77	1:13.061	2:47.656
12	1:48.739	2:58.137
4	1:58.720	3:05.231
45	2:05.557	3:05.637

LAP 5		
NO	BEHIND	LAP TIME

41		2:38.435
28	1 Lap	3:07.028
18	6.633	2:38.862
73	1 Lap	3:25.308
112	1 Lap	3:13.541
95	31.497	2:38.950
40	34.536	2:39.723
87	44.450	2:45.099
5	51.472	2:43.683
52	52.883	2:49.393
74	54.307	2:47.415
69	1:00.601	2:45.506
20	1 Lap	3:29.365
30	1:02.983	2:46.153
8	1:03.560	2:41.331
56	1:04.643	2:41.032
27	1:11.926	2:43.520
81	1:14.263	2:44.354
51	1:14.699	2:43.993
169	1:18.250	2:46.708
77	1:23.070	2:48.444
12	2:11.733	3:01.429
4	2:27.440	3:07.155
45	2:34.272	3:07.150

Weather / Track : Showers / Wet

Results can be found at www.tsl-timing.com



Snetterton 300
Circuit Length = 2.9689 miles
Start: 12:11 Flag 12:24 End: 12:27

Printed - 12:33 Saturday, 23 March 2013

BMCRC-MRO Championships 2013, Snetterton 300-Rnd 1

MRO Minitwins inc Juniors & Rookies

RACE 2 - LAP ANALYSIS

DIFF = Difference To Personal Best Lap

P1 41 Luke HARRIS				
LAP	LAP TIME	DIFF	MPH	TIME OF DAY
1 -	2:41.156	5.976	66.32	12:14:04.354
2 -	2:39.707	4.527	66.92	12:16:44.061
3 -	2:36.282 (2)	1.102	68.38	12:19:20.343
4 -	2:35.180 (1)		68.87	12:21:55.523
5 -	2:38.435 (3)	3.255	67.46	12:24:33.958

P2 18 Neil MACQUEEN				
LAP	LAP TIME	DIFF	MPH	TIME OF DAY
1 -	2:45.352	8.685	64.63	12:14:08.550
2 -	2:38.283	1.616	67.52	12:16:46.833
3 -	2:36.667 (1)		68.22	12:19:23.500
4 -	2:38.229 (2)	1.562	67.54	12:22:01.729
5 -	2:38.862 (3)	2.195	67.27	12:24:40.591

P3 95 Grant ROBERTSON				
LAP	LAP TIME	DIFF	MPH	TIME OF DAY
1 -	2:55.358	16.408	60.95	12:14:18.556
2 -	2:47.100	8.150	63.96	12:17:05.656
3 -	2:40.933 (3)	1.983	66.41	12:19:46.589
4 -	2:39.916 (2)	0.966	66.83	12:22:26.505
5 -	2:38.950 (1)		67.24	12:25:05.455

P4 40 Paul WILBY				
LAP	LAP TIME	DIFF	MPH	TIME OF DAY
1 -	2:54.895	15.172	61.11	12:14:18.093
2 -	2:47.487	7.764	63.81	12:17:05.580
3 -	2:43.042 (3)	3.319	65.55	12:19:48.622
4 -	2:40.149 (2)	0.426	66.73	12:22:28.771
5 -	2:39.723 (1)		66.91	12:25:08.494

P5 87 Simon SCHUG				
LAP	LAP TIME	DIFF	MPH	TIME OF DAY
1 -	2:48.490	6.027	63.43	12:14:11.688
2 -	2:42.463 (1)		65.78	12:16:54.151
3 -	2:43.080 (2)	0.617	65.53	12:19:37.231
4 -	2:56.078	13.615	60.70	12:22:33.309
5 -	2:45.099 (3)	2.636	64.73	12:25:18.408

P6 5 Barry MANTELL				
LAP	LAP TIME	DIFF	MPH	TIME OF DAY
1 -	2:59.824	16.141	59.43	12:14:23.022
2 -	2:47.141	3.458	63.94	12:17:10.163
3 -	2:44.871 (2)	1.188	64.82	12:19:55.034
4 -	2:46.713 (3)	3.030	64.11	12:22:41.747
5 -	2:43.683 (1)		65.29	12:25:25.430

P7 52 Paul JOHNSTON				
LAP	LAP TIME	DIFF	MPH	TIME OF DAY
1 -	2:58.448	14.701	59.89	12:14:21.646

DIFF = Difference To Personal Best Lap

2 -	2:46.157	2.410	64.32	12:17:07.803
3 -	2:43.747 (1)		65.27	12:19:51.550
4 -	2:45.898 (2)	2.151	64.42	12:22:37.448
5 -	2:49.393 (3)	5.646	63.09	12:25:26.841

P8 74 Mark HAZELGROVE				
LAP	LAP TIME	DIFF	MPH	TIME OF DAY
1 -	2:54.058	7.741	61.40	12:14:17.256
2 -	2:48.180	1.863	63.55	12:17:05.436
3 -	2:49.097 (3)	2.780	63.20	12:19:54.533
4 -	2:46.317 (1)		64.26	12:22:40.850
5 -	2:47.415 (2)	1.098	63.84	12:25:28.265

P9 69 Tony RUSSO				
LAP	LAP TIME	DIFF	MPH	TIME OF DAY
1 -	3:08.605	26.107	56.66	12:14:31.803
2 -	2:50.185	7.687	62.80	12:17:21.988
3 -	2:44.567 (2)	2.069	64.94	12:20:06.555
4 -	2:42.498 (1)		65.77	12:22:49.053
5 -	2:45.506 (3)	3.008	64.57	12:25:34.559

P10 30 Richard GOODE				
LAP	LAP TIME	DIFF	MPH	TIME OF DAY
1 -	2:54.644	8.490	61.19	12:14:17.842
2 -	2:53.778	7.624	61.50	12:17:11.620
3 -	2:50.220 (3)	4.066	62.78	12:20:01.840
4 -	2:48.948 (2)	2.794	63.26	12:22:50.788
5 -	2:46.153 (1)		64.32	12:25:36.941

P11 8 Gerrard SPEAR				
LAP	LAP TIME	DIFF	MPH	TIME OF DAY
1 -	3:05.012	23.681	57.76	12:14:28.210
2 -	2:52.186	10.855	62.07	12:17:20.396
3 -	2:49.502 (3)	8.171	63.05	12:20:09.898
4 -	2:46.289 (2)	4.958	64.27	12:22:56.187
5 -	2:41.331 (1)		66.24	12:25:37.518

P12 56 Max NORFOLK				
LAP	LAP TIME	DIFF	MPH	TIME OF DAY
1 -	3:07.803	26.771	56.91	12:14:31.001
2 -	2:51.963	10.931	62.15	12:17:22.964
3 -	2:47.732 (3)	6.700	63.72	12:20:10.696
4 -	2:46.873 (2)	5.841	64.04	12:22:57.569
5 -	2:41.032 (1)		66.37	12:25:38.601

P13 27 Gabrielle BURNE				
LAP	LAP TIME	DIFF	MPH	TIME OF DAY
1 -	3:08.825	25.305	56.60	12:14:32.023
2 -	2:52.843	9.323	61.83	12:17:24.866
3 -	2:50.799 (3)	7.279	62.57	12:20:15.665
4 -	2:46.699 (2)	3.179	64.11	12:23:02.364
5 -	2:43.520 (1)		65.36	12:25:45.884

Weather / Track : Showers / Wet

Results can be found at www.tsl-timing.com



Page 1 of 3



Snetterton 300
Circuit Length = 2.9689 miles
Start: 12:11 Flag 12:24 End: 12:27

Printed - 12:55 Saturday, 23 March 2013



BMCRC-MRO Championships 2013, Snetterton 300-Rnd 1

MRO Minitwins inc Juniors & Rookies

RACE 2 - LAP ANALYSIS

DIFF = Difference To Personal Best Lap

P14 81 Malvern MAY				
LAP	LAP TIME	DIFF	MPH	TIME OF DAY
1 -	3:05.847	21.493	57.51	12:14:29.045
2 -	2:53.164 (3)	8.810	61.72	12:17:22.209
3 -	2:55.477	11.123	60.90	12:20:17.686
4 -	2:46.181 (2)	1.827	64.31	12:23:03.867
5 -	2:44.354 (1)	65.03	65.03	12:25:48.221

P15 51 Theo RUTTER				
LAP	LAP TIME	DIFF	MPH	TIME OF DAY
1 -	3:10.087	26.094	56.22	12:14:33.285
2 -	2:53.521	9.528	61.59	12:17:26.806
3 -	2:48.853 (2)	4.860	63.29	12:20:15.659
4 -	2:49.005 (3)	5.012	63.24	12:23:04.664
5 -	2:43.993 (1)	65.17	65.17	12:25:48.657

P16 169 Rob MILES				
LAP	LAP TIME	DIFF	MPH	TIME OF DAY
1 -	3:10.656	23.948	56.05	12:14:33.854
2 -	2:51.571	4.863	62.29	12:17:25.425
3 -	2:50.153 (3)	3.445	62.81	12:20:15.578
4 -	2:49.922 (2)	3.214	62.89	12:23:05.500
5 -	2:46.708 (1)	64.11	64.11	12:25:52.208

P17 77 David HOLMES				
LAP	LAP TIME	DIFF	MPH	TIME OF DAY
1 -	3:16.884	29.228	54.28	12:14:40.082
2 -	2:50.863 (3)	3.207	62.55	12:17:30.945
3 -	2:49.983	2.327	62.87	12:20:20.928
4 -	2:47.656 (1)	63.75	63.75	12:23:08.584
5 -	2:48.444 (2)	0.788	63.45	12:25:57.028

P18 12 Russell TAYLOR				
LAP	LAP TIME	DIFF	MPH	TIME OF DAY
1 -	3:22.922	24.785	52.67	12:14:46.120
2 -	2:58.535 (2)	0.398	59.86	12:17:44.655
3 -	3:01.470	3.333	58.89	12:20:46.125
4 -	2:58.137 (1)	59.99	59.99	12:23:44.262
5 -	3:01.429 (3)	3.292	58.91	12:26:45.691

P19 4 Connor MOODY				
LAP	LAP TIME	DIFF	MPH	TIME OF DAY
1 -	3:20.508	18.985	53.30	12:14:43.706
2 -	3:01.523 (1)	58.88	58.88	12:17:45.229
3 -	3:03.783 (2)	2.260	58.15	12:20:49.012
4 -	3:05.231 (3)	3.708	57.70	12:23:54.243
5 -	3:07.155	5.632	57.10	12:27:01.398

P20 45 Ricardo GARROTE				
LAP	LAP TIME	DIFF	MPH	TIME OF DAY
1 -	3:27.658	25.438	51.46	12:14:50.856

DIFF = Difference To Personal Best Lap

2 -	3:02.220 (1)	58.65	12:17:53.076	
3 -	3:02.367 (2)	0.147	58.60	12:20:55.443
4 -	3:05.637 (3)	3.417	57.57	12:24:01.080
5 -	3:07.150	4.930	57.10	12:27:08.230

P21 28 Dominic VEASEY				
LAP	LAP TIME	DIFF	MPH	TIME OF DAY
1 -	3:29.478 (3)	22.450	51.02	12:14:52.676
2 -	3:29.938	22.910	50.91	12:18:22.614
3 -	3:10.040 (2)	3.012	56.24	12:21:32.654
4 -	3:07.028 (1)	57.14	57.14	12:24:39.682

P22 73 Vince LEWIN				
LAP	LAP TIME	DIFF	MPH	TIME OF DAY
1 -	3:29.567	19.762	51.00	12:14:52.765
2 -	3:20.286 (2)	10.481	53.36	12:18:13.051
3 -	3:09.805 (1)	56.31	56.31	12:21:22.856
4 -	3:25.308 (3)	15.503	52.05	12:24:48.164

P23 112 Jamie NAGY				
LAP	LAP TIME	DIFF	MPH	TIME OF DAY
1 -	3:30.513	16.972	50.77	12:14:53.711
2 -	3:23.106 (2)	9.565	52.62	12:18:16.817
3 -	3:26.001 (3)	12.460	51.88	12:21:42.818
4 -	3:13.541 (1)	55.22	55.22	12:24:56.359

P24 20 Jose TOUCEDA				
LAP	LAP TIME	DIFF	MPH	TIME OF DAY
1 -	3:40.758	11.393	48.41	12:15:03.956
2 -	3:33.159 (3)	3.794	50.14	12:18:37.115
3 -	3:30.429 (2)	1.064	50.79	12:22:07.544
4 -	3:29.365 (1)	51.04	51.04	12:25:36.909

P25 33 Jack RUSSELL				
LAP	LAP TIME	DIFF	MPH	TIME OF DAY
1 -	3:09.234	22.369	56.48	12:14:32.432
2 -	2:50.749 (3)	3.884	62.59	12:17:23.181
3 -	2:49.346 (2)	2.481	63.11	12:20:12.527
4 -	2:46.865 (1)	64.05	64.05	12:22:59.392

P26 21 Nathan MARSTON				
LAP	LAP TIME	DIFF	MPH	TIME OF DAY
1 -	2:55.103 (3)	12.329	61.03	12:14:18.301
2 -	2:48.068 (2)	5.294	63.59	12:17:06.369
3 -	2:42.774 (1)	65.66	65.66	12:19:49.143

P27 82 Matt HINNELLS				
LAP	LAP TIME	DIFF	MPH	TIME OF DAY
1 -	2:49.410 (2)	9.666	63.08	12:14:12.608
2 -	2:39.744 (1)	66.90	66.90	12:16:52.352

Weather / Track : Showers / Wet

Results can be found at www.tsl-timing.com



Page 2 of 3



Snetterton 300
Circuit Length = 2.9689 miles
Start: 12:11 Flag 12:24 End: 12:27

Printed - 12:55 Saturday, 23 March 2013



BMCRC-MRO Championships 2013, Snetterton 300-Rnd 1

MRO Minitwins inc Juniors & Rookies

RACE 2 - LAP ANALYSIS

DIFF = Difference To Personal Best Lap

P28 22 Jordan RUSHBY				
LAP	LAP TIME	DIFF	MPH	TIME OF DAY
1 -	3:29.018 (2)	5.054	51.13	12:14:52.216
2 -	3:23.964 (1)		52.40	12:18:16.180

Weather / Track : Showers / Wet

Results can be found at www.tsl-timing.com



Page 3 of 3



Snetterton 300
Circuit Length = 2.9689 miles
Start: 12:11 Flag 12:24 End: 12:27

Printed - 12:55 Saturday, 23 March 2013



BMCRC-MRO Championships 2013, Snetterton 300-Rnd 1

MRO Minitwins inc Juniors & Rookies

RACE 10 - GRID

ROW 9									15 Adam CROSS
ROW 8	98 Steve TOPPING	121 Roger MARSH	19 Kevin LILLEY	3 Marcus NEWALL					
ROW 7		22 Jordan RUSHBY 6:52.982	82 Matt HINNELLS 5:29.154	21 Nathan MARSTON 8:25.945	33 Jack RUSSELL 11:36.194				
ROW 6	20 Jose TOUCEDA 14:13.711	112 Jamie NAGY 13:33.161	73 Vince LEWIN 13:24.966	28 Dominic VEASEY 13:16.484					
ROW 5		45 Ricardo GARROTE 15:45.032	4 Connor MOODY 15:38.200	12 Russell TAYLOR 15:22.493	77 David HOLMES 14:33.830				
ROW 4	169 Rob MILES 14:29.010	51 Theo RUTTER 14:25.459	81 Malvern MAY 14:25.023	27 Gabrielle BURNE 14:22.686					
ROW 3		56 Max NORFOLK 14:15.403	8 Gerrard SPEAR 14:14.320	30 Richard GOODE 14:13.743	69 Tony RUSSO 14:11.361				
ROW 2	74 Mark HAZELGROVE 14:05.067	52 Paul JOHNSTON 14:03.643	5 Barry MANTELL 14:02.232	87 Simon SCHUG 13:55.210					
ROW 1		40 Paul WILBY 13:45.296	95 Grant ROBERTSON 13:42.257	18 Neil MACQUEEN 13:17.393	41 Luke HARRIS 13:10.760				

Pole

Snetterton 300
Circuit Length = 2.9689 miles

These results are provisional until the conclusion of any judicial and technical matters.

Clerk Of Course :

Timekeeper :



National Junior Cup, Superteens & Yamaha Past Masters

Round 1
Snetterton 300

23rd & 24th March 2013



Results Provided by Timing Solutions Ltd
www.tsl-timing.com

BMCRC-MRO Championships 2013, Snetterton 300-Rnd 1

Rapid Solicitors National Junior Cup, Superteens & DFDS Seaways Yamaha Past Masters

QUALIFYING - CLASSIFICATION



POS	NO	CL	PIC NAME	ENTRY	TIME	ON	LAPS	GAP	DIFF	MPH
1	2	NJC	1 Max ALEXANDER	Kawasaki -	2:46.787	3	5			64.08
2	98	YPM	1 Dean STIMPSON	Yamaha -	2:49.213	2	2	2.426	2.426	63.16
3	69	YPM	2 Richard SAWYER	C Yamaha - Rickarl/Graphix Bank/HMT	2:52.023	5	5	5.236	2.810	62.13
4	6	YPM	3 Matt BARBER	R Yamaha -	2:54.294	4	4	7.507	2.271	61.32
5	25	YPM	4 Ben MILES	Yamaha -	2:58.892	5	5	12.105	4.598	59.74
6	21	YPM	5 David HALLETT	Yamaha - Dexter Eyre	3:03.538	1	1	16.751	4.646	58.23
7	32	NJC	2 Mark PIPER	Kawasaki -	3:10.074	4	4	23.287	6.536	56.23
8	65	NJC	3 Loris HUNT	Kawasaki -	3:12.182	4	4	25.395	2.108	55.61
9	45	YPM	6 Peter MOORE	R Yamaha -	3:14.795	4	4	28.008	2.613	54.86
10	55	YPM	7 Paul TOLAND	C Yamaha - GP Racing	3:17.326	3	4	30.539	2.531	54.16
11	52	YPM	8 Tim MOORE	C Yamaha -	3:19.744	4	4	32.957	2.418	53.50
12	11	NJC	4 Reece GUYETT	Kawasaki - Rose MOT Centre	3:23.407	3	3	36.620	3.663	52.54
13	15	YPM	9 Howard PRIESTLEY	R Yamaha -	3:25.280	4	4	38.493	1.873	52.06
14	68	YPM	10 Kevin MARSHALL	C Yamaha -	3:28.178	4	4	41.391	2.898	51.34
15	1	YPM	11 Graham HIGLETT	Yamaha - Face to Face Finance	3:29.686	2	2	42.899	1.508	50.97
16	111	NJC	5 Ryan FOLKES	ST Metrakit -	3:33.448	4	4	46.661	3.762	50.07
17	41	YPM	12 Paul BOWLING	C Yamaha -	3:35.867	2	2	49.080	2.419	49.51
18	59	YPM	13 Neil HESMAN	Yamaha - Farkham Hall Racing	3:46.681	1	1	59.894	10.814	47.15
19	20	NJC	6 Joel MARKLUND	Kawasaki -	3:48.463	2	2	1:01.676	1.782	46.78
20	14	YPM	14 Doug EDMONDSON	Yamaha -	3:54.107	2	2	1:07.320	5.644	45.65
21	74	YPM	15 Paul WHITBY	C Yamaha -	4:01.374	2	2	1:14.587	7.267	44.28
22	4	YPM	16 Trevor SHARPE	C Yamaha - Barnack Group	4:11.759	1	1	1:24.972	10.385	42.45
23	42	YPM	17 Martin PEARSON	C Yamaha - ASL Powerstream	4:17.459	3	3	1:30.672	5.700	41.51

Weather / Track : Showers / Wet

These results are provisional until the conclusion of any judicial and technical matters.

Snetterton 300

Circuit Length = 2.9689 miles

Start: 11:05 Flag 11:18 End: 11:21

Clerk Of Course :	Timekeeper :
-------------------	--------------

Results can be found at www.tsl-timing.com

Printed - 11:41 Saturday, 23 March 2013



BMCRC-MRO Championships 2013, Snetterton 300-Rnd 1

Rapid Solicitors National Junior Cup, Superteens & DFDS Seaways Yamaha Past Masters

QUALIFYING - LAP ANALYSIS

DIFF = Difference To Personal Best Lap

P1 2 Max ALEXANDER				
LAP	LAP TIME	DIFF	MPH	TIME OF DAY
1 -	2:57.981	11.194	60.05	11:08:23.047
2 -	2:49.318	2.531	63.12	11:11:12.365
3 -	2:46.787 (1)		64.08	11:13:59.152
4 -	2:47.344 (2)	0.557	63.86	11:16:46.496
5 -	2:48.076 (3)	1.289	63.59	11:19:34.572

P2 98 Dean STIMPSON				
LAP	LAP TIME	DIFF	MPH	TIME OF DAY
1 -	3:02.429 (2)	13.216	58.58	11:08:34.141
2 -	2:49.213 (1)		63.16	11:11:23.354

P3 69 Richard SAWYER				
LAP	LAP TIME	DIFF	MPH	TIME OF DAY
1 -	3:16.291	24.268	54.45	11:08:45.667
2 -	3:03.387	11.364	58.28	11:11:49.054
3 -	2:59.248 (3)	7.225	59.62	11:14:48.302
4 -	2:57.063 (2)	5.040	60.36	11:17:45.365
5 -	2:52.023 (1)		62.13	11:20:37.388

P4 6 Matt BARBER				
LAP	LAP TIME	DIFF	MPH	TIME OF DAY
1 -	3:18.065	23.771	53.96	11:08:49.218
2 -	3:00.167 (2)	5.873	59.32	11:11:49.385
3 -	3:01.570 (3)	7.276	58.86	11:14:50.955
4 -	2:54.294 (1)		61.32	11:17:45.249

P5 25 Ben MILES				
LAP	LAP TIME	DIFF	MPH	TIME OF DAY
1 -	3:32.814	33.922	50.22	11:09:07.088
2 -	3:18.569	19.677	53.82	11:12:25.657
3 -	2:59.879 (3)	0.987	59.41	11:15:25.536
4 -	2:59.152 (2)	0.260	59.65	11:18:24.688
5 -	2:58.892 (1)		59.74	11:21:23.580

P6 21 David HALLETT				
LAP	LAP TIME	DIFF	MPH	TIME OF DAY
1 -	3:03.538 (1)		58.23	11:08:35.275

P7 32 Mark PIPER				
LAP	LAP TIME	DIFF	MPH	TIME OF DAY
1 -	3:24.729	14.655	52.20	11:10:08.343
2 -	3:14.954 (3)	4.880	54.82	11:13:23.297
3 -	3:14.729 (2)	4.655	54.88	11:16:38.026
4 -	3:10.074 (1)		56.23	11:19:48.100

P8 65 Loris HUNT				
LAP	LAP TIME	DIFF	MPH	TIME OF DAY
1 -	3:25.076	12.894	52.11	11:10:05.083

DIFF = Difference To Personal Best Lap

2 -	3:16.608 (3)	4.426	54.36	11:13:21.691
3 -	3:15.478 (2)	3.296	54.67	11:16:37.169
4 -	3:12.182 (1)		55.61	11:19:49.351

P9 45 Peter MOORE				
LAP	LAP TIME	DIFF	MPH	TIME OF DAY
1 -	3:41.898	27.103	48.16	11:09:17.575
2 -	3:27.135 (3)	12.340	51.59	11:12:44.710
3 -	3:24.630 (2)	9.835	52.23	11:16:09.340
4 -	3:14.795 (1)		54.86	11:19:24.135

P10 55 Paul TOLAND				
LAP	LAP TIME	DIFF	MPH	TIME OF DAY
1 -	3:36.031 (3)	18.705	49.47	11:09:06.278
2 -	3:21.907	4.581	52.93	11:12:28.185
3 -	3:17.326 (1)		54.16	11:15:45.511
4 -	3:20.859 (2)	3.533	53.21	11:19:06.370

P11 52 Tim MOORE				
LAP	LAP TIME	DIFF	MPH	TIME OF DAY
1 -	3:46.381	26.637	47.21	11:09:16.690
2 -	3:29.456 (3)	9.712	51.02	11:12:46.146
3 -	3:24.284 (2)	4.540	52.31	11:16:10.430
4 -	3:19.744 (1)		53.50	11:19:30.174

P12 11 Reece GUYETT				
LAP	LAP TIME	DIFF	MPH	TIME OF DAY
1 -	3:43.326	19.919	47.85	11:12:59.320
2 -	3:28.276 (2)	4.869	51.31	11:16:27.596
3 -	3:23.407 (1)		52.54	11:19:51.003

P13 15 Howard PRIESTLEY				
LAP	LAP TIME	DIFF	MPH	TIME OF DAY
1 -	4:08.922	43.642	42.93	11:09:35.011
2 -	3:36.647 (3)	11.367	49.33	11:13:11.658
3 -	3:25.851 (2)	0.571	51.92	11:16:37.509
4 -	3:25.280 (1)		52.06	11:20:02.789

P14 68 Kevin MARSHALL				
LAP	LAP TIME	DIFF	MPH	TIME OF DAY
1 -	3:47.466	19.288	46.98	11:09:09.001
2 -	3:37.715 (2)	9.537	49.09	11:12:46.716
3 -	3:37.928 (3)	9.750	49.04	11:16:24.644
4 -	3:28.178 (1)		51.34	11:19:52.822

P15 1 Graham HIGLETT				
LAP	LAP TIME	DIFF	MPH	TIME OF DAY
1 -	3:42.435 (2)	12.749	48.05	11:09:14.797
2 -	3:29.686 (1)		50.97	11:12:44.483

Weather / Track : Showers / Wet

Results can be found at www.tsl-timing.com



Page 1 of 2



Snetterton 300
Circuit Length = 2.9689 miles
Start: 11:05 Flag 11:18 End: 11:21

Printed - 11:43 Saturday, 23 March 2013



BMCRC-MRO Championships 2013, Snetterton 300-Rnd 1

Rapid Solicitors National Junior Cup, Superteens & DFDS Seaways Yamaha Past Masters

QUALIFYING - LAP ANALYSIS

DIFF = Difference To Personal Best Lap

P16 111 Ryan FOLKES				
LAP	LAP TIME	DIFF	MPH	TIME OF DAY
1 -	4:18.524	45.076	41.34	11:10:00.715
2 -	3:57.175 (3)	23.727	45.06	11:13:57.890
3 -	3:41.704 (2)	8.256	48.20	11:17:39.594
4 -	3:33.448 (1)		50.07	11:21:13.042

P17 41 Paul BOWLING				
LAP	LAP TIME	DIFF	MPH	TIME OF DAY
1 -	3:42.794 (2)	6.927	47.97	11:09:16.334
2 -	3:35.867 (1)		49.51	11:12:52.201

P18 59 Neil HESMAN				
LAP	LAP TIME	DIFF	MPH	TIME OF DAY
1 -	3:46.681 (1)		47.15	11:09:14.020

P19 20 Joel MARKLUND				
LAP	LAP TIME	DIFF	MPH	TIME OF DAY
1 -	3:53.293 (2)	4.830	45.81	11:11:58.824
2 -	3:48.463 (1)		46.78	11:15:47.287

P20 14 Doug EDMONDSON				
LAP	LAP TIME	DIFF	MPH	TIME OF DAY
1 -	4:20.639	26.532	41.00	11:13:08.224
2 -	3:54.107 (1)		45.65	11:17:02.331

P21 74 Paul WHITBY				
LAP	LAP TIME	DIFF	MPH	TIME OF DAY
1 -	4:19.375 (2)	18.001	41.20	11:09:47.391
2 -	4:01.374 (1)		44.28	11:13:48.765

P22 4 Trevor SHARPE				
LAP	LAP TIME	DIFF	MPH	TIME OF DAY
1 -	4:11.759 (1)		42.45	11:09:43.962

P23 42 Martin PEARSON				
LAP	LAP TIME	DIFF	MPH	TIME OF DAY
1 -	5:18.936 (3)	1:01.477	33.51	11:10:47.943
2 -	4:43.747 (2)	26.288	37.66	11:15:31.690
3 -	4:17.459 (1)		41.51	11:19:49.149

Weather / Track : Showers / Wet

Results can be found at www.tsl-timing.com



Page 2 of 2



Snetterton 300
Circuit Length = 2.9689 miles
Start: 11:05 Flag 11:18 End: 11:21

Printed - 11:43 Saturday, 23 March 2013





MRO Powerbike inc Clubman 1000

Round 1
Snetterton 300

23rd & 24th March 2013



Results Provided by Timing Solutions Ltd
www.tsl-timing.com



BMCRC-MRO Championships 2013, Snetterton 300-Rnd 1

Morello Servies MRO Powerbikes inc Clubman 1000

QUALIFYING - CLASSIFICATION

POS	NO	CL	PIC NAME	ENTRY	TIME	ON	LAPS	GAP	DIFF	MPH
1	11		1 Peter BAKER	Kawasaki - Morello Services	2:19.263	3	3			76.74
2	90		2 Sam COVENTRY	BMW - FutureMoto	2:19.919	5	5	0.656	0.656	76.38
3	99		3 Barry CHAPMAN	BMW -	2:23.806	5	5	4.543	3.887	74.32
4	138		4 Michael BLANK	Kawasaki - AFB M/Cycles	2:25.004	4	4	5.741	1.198	73.70
5	7	C	1 Chris WOOLLETT	Kawasaki - Littlewood Fencing	2:25.005	3	4	5.742	0.001	73.70
6	10		5 Steve MURPHY	Kawasaki -	2:28.742	3	3	9.479	3.737	71.85
7	23	C	2 Mark FINCHAM	BMW - Eurotech Bikesure	2:31.208	3	3	11.945	2.466	70.68
8	63		6 James WHITE	Kawasaki - Skilcom	2:31.950	3	5	12.687	0.742	70.33
9	8	C	3 John COUGHLAN	Aprilia - Bikersworld	2:35.266	3	3	16.003	3.316	68.83
10	133	C	4 Ben GALLAWAY	Ducati - Team After Dark	2:37.258	3	3	17.995	1.992	67.96
11	48		7 Nicky WILSON	Ducati - Demon Designs Ltd	2:38.971	2	2	19.708	1.713	67.23
12	50		8 Michael SIMMONS	Ducati - Westcountry Windings	2:40.051	4	4	20.788	1.080	66.77
13	69		9 Stuart GILL	Kawasaki - MSS Performance	2:40.725	2	2	21.462	0.674	66.49
14	68		10 Duncan GIBSON	Ducati - G&G Racing/JHP	2:41.720	3	3	22.457	0.995	66.09
15	51		11 Jay DUNN	Ducati - Bespoke Racing	2:41.755	2	2	22.492	0.035	66.07
16	76	C	5 Jason BYARD	Kawasaki - May Construction	2:49.502	1	2	30.239	7.747	63.05
17	58	C	6 Jamie LOVEDAY	Honda - Insignia	3:01.182	2	3	41.919	11.680	58.99
18	14	C	7 Bryan PARISH	Kawasaki - Allcool/Genstar	3:03.910	1	1	44.647	2.728	58.11
19	46	C	8 Alaric HANSON	Yamaha - Lynx Maintenance	3:23.010	1	1	1:03.747	19.100	52.64
20	6	C	9 Giles OLLEY	Suzuki - Webreality	3:28.699	2	2	1:09.436	5.689	51.21
21	101	C	10 Richard PAYNE	Suzuki -			0			

Snetterton 300
 Circuit Length = 2.9689 miles
 Start: 11:23 Flag 11:36 End: 11:39

Weather / Track : Showers / Wet
 These results are provisional until the conclusion of any judicial and technical matters.

Clerk Of Course :	Timekeeper :
-------------------	--------------

Results can be found at www.tsl-timing.com

Printed - 11:46 Saturday, 23 March 2013



BMCRC-MRO Championships 2013, Snetterton 300-Rnd 1

Morello Servies MRO Powerbikes inc Clubman 1000

QUALIFYING - LAP ANALYSIS

DIFF = Difference To Personal Best Lap

P1 11 Peter BAKER				
LAP	LAP TIME	DIFF	MPH	TIME OF DAY
1 -	2:24.945 (3)	5.682	73.73	11:27:25.187
2 -	2:21.834 (2)	2.571	75.35	11:29:47.021
3 -	2:19.263 (1)		76.74	11:32:06.284

P2 90 Sam COVENTRY				
LAP	LAP TIME	DIFF	MPH	TIME OF DAY
1 -	2:45.995	26.076	64.38	11:28:41.233
2 -	2:28.620	8.701	71.91	11:31:09.853
3 -	2:26.277 (3)	6.358	73.06	11:33:36.130
4 -	2:24.558 (2)	4.639	73.93	11:36:00.688
5 -	2:19.919 (1)		76.38	11:38:20.607

P3 99 Barry CHAPMAN				
LAP	LAP TIME	DIFF	MPH	TIME OF DAY
1 -	2:45.156	21.350	64.71	11:27:03.355
2 -	2:33.547	9.741	69.60	11:29:36.902
3 -	2:27.919 (3)	4.113	72.25	11:32:04.821
4 -	2:25.554 (2)	1.748	73.43	11:34:30.375
5 -	2:23.806 (1)		74.32	11:36:54.181

P4 138 Michael BLANK				
LAP	LAP TIME	DIFF	MPH	TIME OF DAY
1 -	2:43.993	18.989	65.17	11:26:34.825
2 -	2:29.166 (3)	4.162	71.65	11:29:03.991
3 -	2:25.359 (2)	0.355	73.52	11:31:29.350
4 -	2:25.004 (1)		73.70	11:33:54.354

P5 7 Chris WOOLLETT				
LAP	LAP TIME	DIFF	MPH	TIME OF DAY
1 -	2:39.405 (3)	14.400	67.04	11:26:14.735
2 -	2:26.217	1.212	73.09	11:28:40.952
3 -	2:25.005 (1)		73.70	11:31:05.957
4 -	2:25.373 (2)	0.368	73.52	11:33:31.330

P6 10 Steve MURPHY				
LAP	LAP TIME	DIFF	MPH	TIME OF DAY
1 -	2:36.039 (3)	7.297	68.49	11:27:25.491
2 -	2:29.135 (2)	0.393	71.66	11:29:54.626
3 -	2:28.742 (1)		71.85	11:32:23.368

P7 23 Mark FINCHAM				
LAP	LAP TIME	DIFF	MPH	TIME OF DAY
1 -	2:47.527 (3)	16.319	63.79	11:26:33.050
2 -	2:33.301 (2)	2.093	69.71	11:29:06.351
3 -	2:31.208 (1)		70.68	11:31:37.559

DIFF = Difference To Personal Best Lap

P8 63 James WHITE				
LAP	LAP TIME	DIFF	MPH	TIME OF DAY
1 -	2:38.156 (3)	6.206	67.57	11:26:18.165
2 -	2:32.938 (2)	0.988	69.88	11:28:51.103
3 -	2:31.950 (1)		70.33	11:31:23.053
4 -	3:27.275 P	55.325	51.56	11:34:50.328
5 -	2:41.580	9.630	66.14	11:37:31.908

P9 8 John COUGHLAN				
LAP	LAP TIME	DIFF	MPH	TIME OF DAY
1 -	2:46.380 (3)	11.114	64.23	11:27:19.870
2 -	2:39.684 (2)	4.418	66.93	11:29:59.554
3 -	2:35.266 (1)		68.83	11:32:34.820

P10 133 Ben GALLAWAY				
LAP	LAP TIME	DIFF	MPH	TIME OF DAY
1 -	2:50.363 (3)	13.105	62.73	11:26:30.887
2 -	2:47.493 (2)	10.235	63.81	11:29:18.380
3 -	2:37.258 (1)		67.96	11:31:55.638

P11 48 Nicky WILSON				
LAP	LAP TIME	DIFF	MPH	TIME OF DAY
1 -	2:47.441 (2)	8.470	63.83	11:26:34.414
2 -	2:38.971 (1)		67.23	11:29:13.385

P12 50 Michael SIMMONS				
LAP	LAP TIME	DIFF	MPH	TIME OF DAY
1 -	2:59.133	19.082	59.66	11:26:37.999
2 -	2:46.127 (3)	6.076	64.33	11:29:24.126
3 -	2:40.413 (2)	0.362	66.62	11:32:04.539
4 -	2:40.051 (1)		66.77	11:34:44.590

P13 69 Stuart GILL				
LAP	LAP TIME	DIFF	MPH	TIME OF DAY
1 -	2:42.466 (2)	1.741	65.78	11:27:51.104
2 -	2:40.725 (1)		66.49	11:30:31.829

P14 68 Duncan GIBSON				
LAP	LAP TIME	DIFF	MPH	TIME OF DAY
1 -	3:00.878 (3)	19.158	59.09	11:27:06.192
2 -	2:43.268 (2)	1.548	65.46	11:29:49.460
3 -	2:41.720 (1)		66.09	11:32:31.180

P15 51 Jay DUNN				
LAP	LAP TIME	DIFF	MPH	TIME OF DAY
1 -	2:53.585 (2)	11.830	61.57	11:27:18.975
2 -	2:41.755 (1)		66.07	11:30:00.730

Weather / Track : Showers / Wet

Results can be found at www.tsl-timing.com



Page 1 of 2



Snetterton 300
Circuit Length = 2.9689 miles
Start: 11:23 Flag 11:36 End: 11:39

Printed - 11:47 Saturday, 23 March 2013



BMCRC-MRO Championships 2013, Snetterton 300-Rnd 1

Morello Servies MRO Powerbikes inc Clubman 1000

QUALIFYING - LAP ANALYSIS

DIFF = Difference To Personal Best Lap

P16 76 Jason BYARD				
LAP	LAP TIME	DIFF	MPH	TIME OF DAY

1 -	2:49.502 (1)		63.05	11:28:05.928
2 -	2:51.513 (2)	2.011	62.31	11:30:57.441

P17 58 Jamie LOVEDAY				
LAP	LAP TIME	DIFF	MPH	TIME OF DAY

1 -	3:08.171	6.989	56.79	11:27:55.455
2 -	3:01.182 (1)		58.99	11:30:56.637
3 -	3:01.984 (2)	0.802	58.73	11:33:58.621

P18 14 Bryan PARISH				
LAP	LAP TIME	DIFF	MPH	TIME OF DAY

1 -	3:03.910 (1)		58.11	11:26:59.108
-----	---------------------	--	--------------	---------------------

P19 46 Alaric HANSON				
LAP	LAP TIME	DIFF	MPH	TIME OF DAY

1 -	3:23.010 (1)		52.64	11:27:17.057
-----	---------------------	--	--------------	---------------------

P20 6 Giles OLLEY				
LAP	LAP TIME	DIFF	MPH	TIME OF DAY

1 -	3:29.302 (2)	0.603	51.06	11:27:13.137
2 -	3:28.699 (1)		51.21	11:30:41.836

Weather / Track : Showers / Wet

Results can be found at www.tsl-timing.com



Page 2 of 2



Snetterton 300
Circuit Length = 2.9689 miles
Start: 11:23 Flag 11:36 End: 11:39

Printed - 11:47 Saturday, 23 March 2013




BMCRC-MRO Championships 2013, Snetterton 300-Rnd 1

Morello Servies MRO Powerbikes inc Clubman 1000

RACE 4 - GRID

ROW 6					101	Richard PAYNE					
ROW 5		3:28.699		3:23.010		3:03.910		3:01.182			
	6	Giles OLLEY		46	Alaric HANSON		14	Bryan PARISH		58	Jamie LOVEDAY
ROW 4		2:49.502		2:41.755		2:41.720		2:40.725			
	76	Jason BYARD		51	Jay DUNN		68	Duncan GIBSON		69	Stuart GILL
ROW 3		2:40.051		2:38.971		2:37.258		2:35.266			
	50	Michael SIMMONS		48	Nicky WILSON		133	Ben GALLAWAY		8	John COUGHLAN
ROW 2		2:31.950		2:31.208		2:28.742		2:25.005			
	63	James WHITE		23	Mark FINCHAM		10	Steve MURPHY		7	Chris WOOLLETT
ROW 1		2:25.004		2:23.806		2:19.919		2:19.263			
	138	Michael BLANK		99	Barry CHAPMAN		90	Sam COVENTRY		11	Peter BAKER
											Pole



Snetterton 300
Circuit Length = 2.9689 miles

These results are provisional until the conclusion of any judicial and technical matters.

Clerk Of Course :		Timekeeper :	
-------------------	--	--------------	--



BMCRC-MRO Championships 2013, Snetterton 300-Rnd 1

Morello Servies MRO Powerbikes inc Clubman 1000

RACE 4 - CLASSIFICATION

POS	NO	CL	PIC NAME	ENTRY	LAPS	TIME	GAP	DIFF	MPH	BEST	ON
1	90		1 Sam COVENTRY	BMW - FutureMoto	5	11:32.055			77.21	2:16.223	2
2	99		2 Barry CHAPMAN	BMW -	5	12:31.077	59.022	59.022	71.15	2:25.522	3
3	23	C	1 Mark FINCHAM	BMW - Eurotech Bikesure	5	12:48.253	1:16.198	17.176	69.56	2:29.234	2
4	8	C	2 John COUGHLAN	Aprilia - Bikersworld	5	13:28.458	1:56.403	40.205	66.10	2:40.297	2
5	76	C	3 Jason BYARD	Kawasaki - May Construction	5	13:53.280	2:21.225	24.822	64.13	2:42.723	2
6	194		3 Martin BISSELL	BMW -	4	11:35.186	1 Lap	1 Lap	61.49	2:49.656	3
7	63		4 James WHITE	Kawasaki - Skilcom	4	11:37.514	1 Lap	2.328	61.29	2:51.665	3
8	50		5 Michael SIMMONS	Ducati - Westcountry Windings	4	11:37.963	1 Lap	0.449	61.25	2:51.522	4
9	14	C	4 Bryan PARISH	Kawasaki - Allcool/Genstar	4	11:47.727	1 Lap	9.764	60.40	2:53.268	4
10	58	C	5 Jamie LOVEDAY	Honda - Insignia	4	12:37.412	1 Lap	49.685	56.44	3:03.122	2
11	11		6 Peter BAKER	Kawasaki - Morello Services	4	12:58.070	1 Lap	20.658	54.94	2:27.253	4

NOT CLASSIFIED

DNF	133	C	6 Ben GALLAWAY	Ducati - Team After Dark	3	8:55.166	2 Laps	1 Lap	59.91	2:53.079	3
DNF	138		7 Michael BLANK	Kawasaki - AFB M/Cycles	2	5:03.469	3 Laps	1 Lap	70.43	2:29.011	2
DNF	7	C	7 Chris WOOLLETT	Kawasaki - Littlewood Fencing	2	5:07.482	3 Laps	4.013	69.51	2:28.429	2
DNF	1		8 Michael NEEVES	BMW - BMW Park Lane	0						
DNF	69		9 Stuart GILL	Kawasaki - MSS Performance	0						
DNF	48		10 Nicky WILSON	Ducati - Demon Designs Ltd	0						
DNF	10		20 Steve MURPHY	Kawasaki -	0						

FASTEST LAP

90			Sam COVENTRY	BMW - FutureMoto	2	2:16.223		78.46 mph	126.26 kph		
7	C		Chris WOOLLETT	Kawasaki - Littlewood Fencing	2	2:28.429		72.00 mph	115.88 kph		

Snetterton 300

Circuit Length = 2.9689 miles

Start: 13:54 Flag 14:05 End: 14:08

Weather / Track : Showers / Wet

These results are provisional until the conclusion of any judicial and technical matters.

Clerk Of Course :	Timekeeper :
-------------------	--------------

Results can be found at www.tsl-timing.com

Printed - 14:10 Saturday, 23 March 2013



BMCRC-MRO Championships 2013, Snetterton 300-Rnd 1

Morello Servies MRO Powerbikes inc Clubman 1000

RACE 4 - LAP CHART

LAP 1		
NO	BEHIND	LAP TIME

76 1:53.422 2:46.301

90		2:20.746
138	13.712	2:34.458
99	17.559	2:38.305
7	18.307	2:39.053
23	19.200	2:39.946
8	22.579	2:43.325
76	31.244	2:51.990
50	38.559	2:59.305
63	39.039	2:59.785
194	41.600	3:02.346
14	44.139	3:04.885
133	45.364	3:06.110
58	51.927	3:12.673

LAP 5		
NO	BEHIND	LAP TIME

90		2:20.575
194	1 Lap	2:50.489
63	1 Lap	2:52.965
50	1 Lap	2:51.522
14	1 Lap	2:53.268
99	59.022	2:32.092
58	1 Lap	3:12.538
23	1:16.198	2:34.351
11	1 Lap	2:27.253
8	1:56.403	2:42.695
76	2:21.225	2:48.378

LAP 2		
NO	BEHIND	LAP TIME

90		2:16.223
138	26.500	2:29.011
99	30.430	2:29.094
7	30.513	2:28.429
23	32.211	2:29.234
8	46.653	2:40.297
76	57.744	2:42.723
11	1 Lap	5:35.479
63	1:15.915	2:53.099
50	1:17.516	2:55.180
194	1:18.072	2:52.695
14	1:21.569	2:53.653
133	1:25.118	2:55.977
58	1:38.826	3:03.122

LAP 3		
NO	BEHIND	LAP TIME

90		2:16.726
99	39.226	2:25.522
23	45.981	2:30.496
11	1 Lap	2:27.944
8	1:10.945	2:41.018
76	1:24.906	2:43.888
63	1:50.854	2:51.665
194	1:51.002	2:49.656
50	1:52.746	2:51.956
14	2:00.764	2:55.921
133	2:01.471	2:53.079

LAP 4		
NO	BEHIND	LAP TIME

90		2:17.785
58	1 Lap	3:09.079
99	47.505	2:26.064
23	1:02.422	2:34.226
11	1 Lap	2:27.394
8	1:34.283	2:41.123

Weather / Track : Showers / Wet

Results can be found at www.tsl-timing.com



Snetterton 300
Circuit Length = 2.9689 miles
Start: 13:54 Flag 14:05 End: 14:08

Printed - 14:12 Saturday, 23 March 2013



BMCRC-MRO Championships 2013, Snetterton 300-Rnd 1

Morello Servies MRO Powerbikes inc Clubman 1000

RACE 4 - LAP ANALYSIS

DIFF = Difference To Personal Best Lap

P1 90 Sam COVENTRY				
LAP	LAP TIME	DIFF	MPH	TIME OF DAY
1 -	2:20.746	4.523	75.93	13:56:23.290
2 -	2:16.223 (1)		78.46	13:58:39.513
3 -	2:16.726 (2)	0.503	78.17	14:00:56.239
4 -	2:17.785 (3)	1.562	77.57	14:03:14.024
5 -	2:20.575	4.352	76.03	14:05:34.599

P2 99 Barry CHAPMAN				
LAP	LAP TIME	DIFF	MPH	TIME OF DAY
1 -	2:38.305	12.783	67.51	13:56:40.849
2 -	2:29.094	3.572	71.68	13:59:09.943
3 -	2:25.522 (1)		73.44	14:01:35.465
4 -	2:26.064 (2)	0.542	73.17	14:04:01.529
5 -	2:32.092 (3)	6.570	70.27	14:06:33.621

P3 23 Mark FINCHAM				
LAP	LAP TIME	DIFF	MPH	TIME OF DAY
1 -	2:39.946	10.712	66.82	13:56:42.490
2 -	2:29.234 (1)		71.61	13:59:11.724
3 -	2:30.496 (2)	1.262	71.01	14:01:42.220
4 -	2:34.226 (3)	4.992	69.30	14:04:16.446
5 -	2:34.351	5.117	69.24	14:06:50.797

P4 8 John COUGHLAN				
LAP	LAP TIME	DIFF	MPH	TIME OF DAY
1 -	2:43.325	3.028	65.44	13:56:45.869
2 -	2:40.297 (1)		66.67	13:59:26.166
3 -	2:41.018 (2)	0.721	66.37	14:02:07.184
4 -	2:41.123 (3)	0.826	66.33	14:04:48.307
5 -	2:42.695	2.398	65.69	14:07:31.002

P5 76 Jason BYARD				
LAP	LAP TIME	DIFF	MPH	TIME OF DAY
1 -	2:51.990	9.267	62.14	13:56:54.534
2 -	2:42.723 (1)		65.68	13:59:37.257
3 -	2:43.888 (2)	1.165	65.21	14:02:21.145
4 -	2:46.301 (3)	3.578	64.26	14:05:07.446
5 -	2:48.378	5.655	63.47	14:07:55.824

P6 194 Martin BISSELL				
LAP	LAP TIME	DIFF	MPH	TIME OF DAY
1 -	3:02.346 (3)	12.690	58.61	13:57:04.890
2 -	2:52.695	3.039	61.88	13:59:57.585
3 -	2:49.656 (1)		62.99	14:02:47.241
4 -	2:50.489 (2)	0.833	62.69	14:05:37.730

P7 63 James WHITE				
LAP	LAP TIME	DIFF	MPH	TIME OF DAY
1 -	2:59.785 (3)	8.120	59.44	13:57:02.329
2 -	2:53.099	1.434	61.74	13:59:55.428

DIFF = Difference To Personal Best Lap

3 -	2:51.665 (1)		62.26	14:02:47.093
4 -	2:52.965 (2)	1.300	61.79	14:05:40.058

P8 50 Michael SIMMONS				
LAP	LAP TIME	DIFF	MPH	TIME OF DAY
1 -	2:59.305	7.783	59.60	13:57:01.849
2 -	2:55.180 (3)	3.658	61.01	13:59:57.029
3 -	2:51.956 (2)	0.434	62.15	14:02:48.985
4 -	2:51.522 (1)		62.31	14:05:40.507

P9 14 Bryan PARISH				
LAP	LAP TIME	DIFF	MPH	TIME OF DAY
1 -	3:04.885	11.617	57.80	13:57:07.429
2 -	2:53.653 (2)	0.385	61.54	14:00:01.082
3 -	2:55.921 (3)	2.653	60.75	14:02:57.003
4 -	2:53.268 (1)		61.68	14:05:50.271

P10 58 Jamie LOVEDAY				
LAP	LAP TIME	DIFF	MPH	TIME OF DAY
1 -	3:12.673	9.551	55.47	13:57:15.217
2 -	3:03.122 (1)		58.36	14:00:18.339
3 -	3:09.079 (2)	5.957	56.52	14:03:27.418
4 -	3:12.538 (3)	9.416	55.51	14:06:39.956

P11 11 Peter BAKER				
LAP	LAP TIME	DIFF	MPH	TIME OF DAY
1 -	5:35.479	3:08.226	31.85	13:59:38.023
2 -	2:27.944 (3)	0.691	72.24	14:02:05.967
3 -	2:27.394 (2)	0.141	72.51	14:04:33.361
4 -	2:27.253 (1)		72.58	14:07:00.614

P12 133 Ben GALLAWAY				
LAP	LAP TIME	DIFF	MPH	TIME OF DAY
1 -	3:06.110 (3)	13.031	57.42	13:57:08.654
2 -	2:55.977 (2)	2.898	60.73	14:00:04.631
3 -	2:53.079 (1)		61.75	14:02:57.710

P13 138 Michael BLANK				
LAP	LAP TIME	DIFF	MPH	TIME OF DAY
1 -	2:34.458 (2)	5.447	69.19	13:56:37.002
2 -	2:29.011 (1)		71.72	13:59:06.013

P14 7 Chris WOOLLETT				
LAP	LAP TIME	DIFF	MPH	TIME OF DAY
1 -	2:39.053 (2)	10.624	67.19	13:56:41.597
2 -	2:28.429 (1)		72.00	13:59:10.026

Weather / Track : Showers / Wet

Results can be found at www.tsl-timing.com




Snetterton 300
Circuit Length = 2.9689 miles
Start: 13:54 Flag 14:05 End: 14:08

Printed - 14:12 Saturday, 23 March 2013

BMCRC-MRO Championships 2013, Snetterton 300-Rnd 1

Morello Servies MRO Powerbikes inc Clubman 1000

RACE 12 - GRID

ROW 5				10 Steve MURPHY		48 Nicky WILSON						
ROW 4	69 Stuart GILL		1 Michael NEEVES	3:03.122		2:53.268	14 Bryan PARISH					
ROW 3		2:53.079	133 Ben GALLAWAY	2:51.665	63 James WHITE	2:51.522	50 Michael SIMMONS	2:49.656	194 Martin BISSELL			
ROW 2	2:42.723	76 Jason BYARD		2:40.297	8 John COUGHLAN		2:29.234	23 Mark FINCHAM		2:29.011	138 Michael BLANK	
ROW 1		2:28.429	7 Chris WOOLLETT		2:27.253	11 Peter BAKER		2:25.522	99 Barry CHAPMAN		2:16.223	90 Sam COVENTRY
Pole												
												

Snetterton 300
Circuit Length = 2.9689 miles

These results are provisional until the conclusion of any judicial and technical matters.

Clerk Of Course :

Timekeeper :



BMCRC Rookie 600 & 1000

**Round 1
Snetterton 300**

23rd & 24th March 2013



Results Provided by Timing Solutions Ltd
www.tsl-timing.com

BMCRC-MRO Championships 2013, Snetterton 300-Rnd 1

BMCRC Rookie 600 & 1000s

PRACTICE - CLASSIFICATION

POS	NO	CL	PIC NAME	ENTRY	TIME	ON	LAPS	GAP	DIFF	MPH
1	75	6R	1 Paul GALLAWAY	Yamaha - Cornerstone Garage	2:41.203	3	4			66.30
2	15	1R	1 Stuart YOUNG	Suzuki -	2:43.070	2	4	1.867	1.867	65.54
3	33	1R	2 Dan VLADUCEAUNU	BMW -	2:43.454	3	5	2.251	0.384	65.38
4	36	6R	2 Joe MUNCEY	Honda - Eastern Garage	2:44.759	3	5	3.556	1.305	64.87
5	8	1R	3 Adam FOSTER	Honda -	2:46.372	3	3	5.169	1.613	64.24
6	99	6R	3 Matt MACINTOSH	Yamaha - Cambridge Coral Tech	2:47.364	3	4	6.161	0.992	63.86
7	77	6R	4 Chris LAY	Yamaha -	2:48.862	4	4	7.659	1.498	63.29
8	66	6R	5 Joe GOGGINS	Yamaha -	2:49.019	5	5	7.816	0.157	63.23
9	131	6R	6 Oliver HILL	Triumph -	2:49.727	5	5	8.524	0.708	62.97
10	5	6R	7 Stuart HILL	Yamaha - MS/Reflex Nutrition	2:52.839	3	5	11.636	3.112	61.83
11	187	6R	8 Michael HALL	Kawasaki -	2:53.438	3	3	12.235	0.599	61.62
12	57	6R	9 James PUTTRELL	Yamaha -	2:53.766	3	4	12.563	0.328	61.50
13	103	6R	10 Sean HEWETT	Yamaha -	2:53.930	3	4	12.727	0.164	61.45
14	88	6R	11 Tom JEFFERIES	Yamaha -	2:54.382	4	5	13.179	0.452	61.29
15	7	1R	4 Colin CLUNE	Yamaha -	2:56.564	3	3	15.361	2.182	60.53
16	46	1R	5 Simon GATES	Yamaha -	2:57.469	5	5	16.266	0.905	60.22
17	2	1R	6 Scott HILLIARD	Suzuki -	2:57.490	2	2	16.287	0.021	60.21
18	80	6R	12 Anthony OLWAY	Kawasaki -	2:58.134	5	5	16.931	0.644	60.00
19	199	1R	7 Karl BRAY	Yamaha -	3:00.529	4	4	19.326	2.395	59.20
20	31	6R	13 Ashley FRANCIS	Yamaha -	3:01.280	3	4	20.077	0.751	58.95
21	29	6R	14 Aaron COADY	Yamaha -	3:01.891	4	4	20.688	0.611	58.76
22	69	6R	15 Peter MOODY	Suzuki -	3:09.889	3	3	28.686	7.998	56.28
23	22	6R	16 Paul WILSON	Yamaha -	3:12.151	2	3	30.948	2.262	55.62
24	44	6R	17 Alex OSTRIDGE	Kawasaki - Attitude Clothing	3:17.478	2	2	36.275	5.327	54.12
25	115	6R	18 Ritchie BLEACKLEY	Yamaha - Ballard Racing	3:17.855	3	3	36.652	0.377	54.01
26	26	1R	8 Garry WEST	BMW -	3:19.574	2	2	38.371	1.719	53.55
27	91	6R	19 John CAMPBELL	Suzuki -	3:20.981	4	4	39.778	1.407	53.17
28	92	6R	20 Alex CAIRNS	Triumph - Motorcycle Junction	3:23.727	2	2	42.524	2.746	52.46
29	27	6R	21 Matt COLES	Yamaha -	3:28.298	2	3	47.095	4.571	51.31
30	100	6R	22 Karl TOOLE	Yamaha - KTMS	3:30.349	2	4	49.146	2.051	50.81
31	20	1R	9 Jocelyn BOND	Yamaha -	3:34.684	2	2	53.481	4.335	49.78
32	55	6R	23 David MILLS	Suzuki - Wonderwalls	3:36.934	1	1	55.731	2.250	49.26
33	23	6R	24 Sam MILLS	Suzuki - Glenmill Homes	3:44.991	1	1	1:03.788	8.057	47.50
34	54	6R	25 Chris BECK	Suzuki - Wonderwalls			0			
35	84	1R	10 Mark RUSTED	Yamaha -			0			
36	17	6R	26 Simon TUCKER	Yamaha -			0			

Weather / Track : Cloudy / Dry

These results are provisional until the conclusion of any judicial and technical matters.

Snetterton 300

Circuit Length = 2.9689 miles

Start: 09:40 Flag 09:54 End: 09:57

Clerk Of Course :	Timekeeper :
-------------------	--------------

Results can be found at www.tsl-timing.com

Printed - 09:59 Saturday, 23 March 2013



BMCRC-MRO Championships 2013, Snetterton 300-Rnd 1

BMCRC Rookie 600 & 1000s

PRACTICE - LAP ANALYSIS

DIFF = Difference To Personal Best Lap

P1 75 Paul GALLAWAY				
LAP	LAP TIME	DIFF	MPH	TIME OF DAY
1 -	3:18.790 (3)	37.587	53.76	09:44:29.612
2 -	2:51.331	10.128	62.38	09:47:20.943
3 -	2:41.203 (1)		66.30	09:50:02.146
4 -	2:43.187 (2)	1.984	65.49	09:52:45.333

P2 15 Stuart YOUNG				
LAP	LAP TIME	DIFF	MPH	TIME OF DAY
1 -	3:06.469	23.399	57.31	09:47:03.651
2 -	2:43.070 (1)		65.54	09:49:46.721
3 -	3:04.249	21.179	58.00	09:52:50.970
4 -	2:46.111 (2)	3.041	64.34	09:55:37.081

P3 33 Dan VLADUCEAUNU				
LAP	LAP TIME	DIFF	MPH	TIME OF DAY
1 -	2:58.187	14.733	59.98	09:44:17.815
2 -	2:44.343 (2)	0.889	65.03	09:47:02.158
3 -	2:43.454 (1)		65.38	09:49:45.612
4 -	2:46.144 (3)	2.690	64.33	09:52:31.756
5 -	2:48.497	5.043	63.43	09:55:20.253

P4 36 Joe MUNCEY				
LAP	LAP TIME	DIFF	MPH	TIME OF DAY
1 -	3:14.076 (3)	29.317	55.07	09:44:34.415
2 -	2:49.587	4.828	63.02	09:47:24.002
3 -	2:44.759 (1)		64.87	09:50:08.761
4 -	2:48.926	4.167	63.27	09:52:57.687
5 -	2:45.399 (2)	0.640	64.61	09:55:43.086

P5 8 Adam FOSTER				
LAP	LAP TIME	DIFF	MPH	TIME OF DAY
1 -	3:06.715	20.343	57.24	09:50:52.090
2 -	2:52.707 (2)	6.335	61.88	09:53:44.797
3 -	2:46.372 (1)		64.24	09:56:31.169

P6 99 Matt MACINTOSH				
LAP	LAP TIME	DIFF	MPH	TIME OF DAY
1 -	3:17.462	30.098	54.12	09:44:41.182
2 -	2:54.165 (2)	6.801	61.36	09:47:35.347
3 -	2:47.364 (1)		63.86	09:50:22.711
4 -	2:56.473 (3)	9.109	60.56	09:53:19.184

P7 77 Chris LAY				
LAP	LAP TIME	DIFF	MPH	TIME OF DAY
1 -	3:15.345	26.483	54.71	09:48:02.804
2 -	2:58.246 (3)	9.384	59.96	09:51:01.050
3 -	2:52.118 (2)	3.256	62.09	09:53:53.168
4 -	2:48.862 (1)		63.29	09:56:42.030

DIFF = Difference To Personal Best Lap

P8 66 Joe GOGGINS				
LAP	LAP TIME	DIFF	MPH	TIME OF DAY
1 -	3:19.022	30.003	53.70	09:44:42.577
2 -	3:00.444	11.425	59.23	09:47:43.021
3 -	2:52.610 (3)	3.591	61.92	09:50:35.631
4 -	2:51.170 (2)	2.151	62.44	09:53:26.801
5 -	2:49.019 (1)		63.23	09:56:15.820

P9 131 Oliver HILL				
LAP	LAP TIME	DIFF	MPH	TIME OF DAY
1 -	3:25.825	36.098	51.92	09:44:45.748
2 -	3:00.505	10.778	59.21	09:47:46.253
3 -	2:51.380 (2)	1.653	62.36	09:50:37.633
4 -	2:55.010 (3)	5.283	61.07	09:53:32.643
5 -	2:49.727 (1)		62.97	09:56:22.370

P10 5 Stuart HILL				
LAP	LAP TIME	DIFF	MPH	TIME OF DAY
1 -	3:33.536 (3)	40.697	50.05	09:44:43.670
2 -	3:01.460	8.621	58.90	09:47:45.130
3 -	2:52.839 (1)		61.83	09:50:37.969
4 -	2:57.688	4.849	60.15	09:53:35.657
5 -	2:56.843 (2)	4.004	60.43	09:56:32.500

P11 187 Michael HALL				
LAP	LAP TIME	DIFF	MPH	TIME OF DAY
1 -	3:16.030 (3)	22.592	54.52	09:44:35.861
2 -	2:56.077 (2)	2.639	60.70	09:47:31.938
3 -	2:53.438 (1)		61.62	09:50:25.376

P12 57 James PUTTRELL				
LAP	LAP TIME	DIFF	MPH	TIME OF DAY
1 -	3:19.691 (3)	25.925	53.52	09:44:30.424
2 -	3:00.577	6.811	59.18	09:47:31.001
3 -	2:53.766 (1)		61.50	09:50:24.767
4 -	2:56.707 (2)	2.941	60.48	09:53:21.474

P13 103 Sean HEWETT				
LAP	LAP TIME	DIFF	MPH	TIME OF DAY
1 -	3:07.332	13.402	57.05	09:45:44.052
2 -	2:54.887 (2)	0.957	61.11	09:48:38.939
3 -	2:53.930 (1)		61.45	09:51:32.869
4 -	2:56.231 (3)	2.301	60.64	09:54:29.100

P14 88 Tom JEFFERIES				
LAP	LAP TIME	DIFF	MPH	TIME OF DAY
1 -	3:22.262	27.880	52.84	09:44:41.531
2 -	2:58.642	4.260	59.82	09:47:40.173
3 -	2:54.809 (2)	0.427	61.14	09:50:34.982
4 -	2:54.382 (1)		61.29	09:53:29.364
5 -	2:56.243 (3)	1.861	60.64	09:56:25.607

Weather / Track : Cloudy / Dry

Snetterton 300
Circuit Length = 2.9689 miles
Start: 09:40 Flag 09:54 End: 09:57

Results can be found at www.tsl-timing.com

Page 1 of 3

Printed - 10:00 Saturday, 23 March 2013



BMCRC-MRO Championships 2013, Snetterton 300-Rnd 1

BMCRC Rookie 600 & 1000s

PRACTICE - LAP ANALYSIS

DIFF = Difference To Personal Best Lap

P15 7 Colin CLUNE				
LAP	LAP TIME	DIFF	MPH	TIME OF DAY
1 -	3:27.370 (3)	30.806	51.54	09:44:36.014
2 -	3:00.694 (2)	4.130	59.15	09:47:36.708
3 -	2:56.564 (1)		60.53	09:50:33.272

P16 46 Simon GATES				
LAP	LAP TIME	DIFF	MPH	TIME OF DAY
1 -	3:21.913	24.444	52.93	09:44:29.890
2 -	3:05.709	8.240	57.55	09:47:35.599
3 -	2:59.549 (3)	2.080	59.52	09:50:35.148
4 -	2:58.215 (2)	0.746	59.97	09:53:33.363
5 -	2:57.469 (1)		60.22	09:56:30.832

P17 2 Scott HILLIARD				
LAP	LAP TIME	DIFF	MPH	TIME OF DAY
1 -	3:15.541	18.051	54.65	09:51:23.385
2 -	2:57.490 (1)		60.21	09:54:20.875

P18 80 Anthony OLWAY				
LAP	LAP TIME	DIFF	MPH	TIME OF DAY
1 -	3:25.991	27.857	51.88	09:44:51.179
2 -	3:10.819	12.685	56.01	09:48:01.998
3 -	2:59.698 (2)	1.564	59.47	09:51:01.696
4 -	3:01.435 (3)	3.301	58.90	09:54:03.131
5 -	2:58.134 (1)		60.00	09:57:01.265

P19 199 Karl BRAY				
LAP	LAP TIME	DIFF	MPH	TIME OF DAY
1 -	3:40.108	39.579	48.55	09:46:47.152
2 -	3:02.367 (2)	1.838	58.60	09:49:49.519
3 -	3:04.136 (3)	3.607	58.04	09:52:53.655
4 -	3:00.529 (1)		59.20	09:55:54.184

P20 31 Ashley FRANCIS				
LAP	LAP TIME	DIFF	MPH	TIME OF DAY
1 -	3:38.719	37.439	48.86	09:46:34.420
2 -	3:13.958	12.678	55.10	09:49:48.378
3 -	3:01.280 (1)		58.95	09:52:49.658
4 -	3:01.939 (2)	0.659	58.74	09:55:51.597

P21 29 Aaron COADY				
LAP	LAP TIME	DIFF	MPH	TIME OF DAY
1 -	3:38.360	36.469	48.94	09:44:59.724
2 -	3:14.617 (3)	12.726	54.91	09:48:14.341
3 -	3:05.062 (2)	3.171	57.75	09:51:19.403
4 -	3:01.891 (1)		58.76	09:54:21.294

DIFF = Difference To Personal Best Lap

P22 69 Peter MOODY				
LAP	LAP TIME	DIFF	MPH	TIME OF DAY
1 -	3:25.217	15.328	52.08	09:49:14.721
2 -	3:19.590 (2)	9.701	53.55	09:52:34.311
3 -	3:09.889 (1)		56.28	09:55:44.200

P23 22 Paul WILSON				
LAP	LAP TIME	DIFF	MPH	TIME OF DAY
1 -	3:25.195	13.044	52.08	09:49:36.238
2 -	3:12.151 (1)		55.62	09:52:48.389
3 -	3:12.642 (2)	0.491	55.48	09:56:01.031

P24 44 Alex OSTRIDGE				
LAP	LAP TIME	DIFF	MPH	TIME OF DAY
1 -	3:26.412 (2)	8.934	51.78	09:44:28.494
2 -	3:17.478 (1)		54.12	09:47:45.972

P25 115 Ritchie BLEACKLEY				
LAP	LAP TIME	DIFF	MPH	TIME OF DAY
1 -	3:32.192	14.337	50.36	09:47:48.366
2 -	3:21.492 (2)	3.637	53.04	09:51:09.858
3 -	3:17.855 (1)		54.01	09:54:27.713

P26 26 Garry WEST				
LAP	LAP TIME	DIFF	MPH	TIME OF DAY
1 -	3:26.214	6.640	51.83	09:51:47.611
2 -	3:19.574 (1)		53.55	09:55:07.185

P27 91 John CAMPBELL				
LAP	LAP TIME	DIFF	MPH	TIME OF DAY
1 -	3:46.984	26.003	47.08	09:45:13.127
2 -	3:29.063 (3)	8.082	51.12	09:48:42.190
3 -	3:24.925 (2)	3.944	52.15	09:52:07.115
4 -	3:20.981 (1)		53.17	09:55:28.096

P28 92 Alex CAIRNS				
LAP	LAP TIME	DIFF	MPH	TIME OF DAY
1 -	3:42.035 (2)	18.308	48.13	09:44:46.083
2 -	3:23.727 (1)		52.46	09:48:09.810

P29 27 Matt COLES				
LAP	LAP TIME	DIFF	MPH	TIME OF DAY
1 -	3:52.598	24.300	45.95	09:45:11.066
2 -	3:28.298 (1)		51.31	09:48:39.364
3 -	3:29.116 (2)	0.818	51.11	09:52:08.480

P30 100 Karl TOOLE				
LAP	LAP TIME	DIFF	MPH	TIME OF DAY
1 -	3:42.279	11.930	48.08	09:44:58.944

Weather / Track : Cloudy / Dry

Results can be found at www.tsl-timing.com



Page 2 of 3



Snetterton 300
Circuit Length = 2.9689 miles
Start: 09:40 Flag 09:54 End: 09:57

Printed - 10:00 Saturday, 23 March 2013



BMCRC-MRO Championships 2013, Snetterton 300-Rnd 1

BMCRC Rookie 600 & 1000s

PRACTICE - LAP ANALYSIS

DIFF = Difference To Personal Best Lap

2 -	3:30.349 (1)		50.81	09:48:29.293
3 -	3:36.530 (2)	6.181	49.36	09:52:05.823
4 -	3:42.708 (3)	12.359	47.99	09:55:48.531

P31 20 Jocelyn BOND				
LAP	LAP TIME	DIFF	MPH	TIME OF DAY
1 -	3:39.041	4.357	48.79	09:52:18.138
2 -	3:34.684 (1)		49.78	09:55:52.822

P32 55 David MILLS				
LAP	LAP TIME	DIFF	MPH	TIME OF DAY
1 -	3:36.934 (1)		49.26	09:44:41.684

P33 23 Sam MILLS				
LAP	LAP TIME	DIFF	MPH	TIME OF DAY
1 -	3:44.991 (1)		47.50	09:44:52.877

Weather / Track : Cloudy / Dry

Results can be found at www.tsl-timing.com



Page 3 of 3



Snetterton 300
Circuit Length = 2.9689 miles
Start: 09:40 Flag 09:54 End: 09:57

Printed - 10:00 Saturday, 23 March 2013




BMCRC-MRO Championships 2013, Snetterton 300-Rnd 1

BMCRC Rookie 600 & 1000s

RACE 3 - GRID

ROW 11				84 Mark RUSTED	20 Jocelyn BOND	3:34.684		
ROW 10	26 Garry WEST	3:19.574	199 Karl BRAY	3:00.529	2 Scott HILLIARD	2:57.490	46 Simon GATES	2:57.469
ROW 9	7 Colin CLUNE	2:56.564	8 Adam FOSTER	2:46.372	33 Dan VLADUCEAUNU	2:43.454	15 Stuart YOUNG	2:43.070
ROW 8								
ROW 7					17 Simon TUCKER		54 Chris BECK	
ROW 6	23 Sam MILLS	3:44.991	55 David MILLS	3:36.934	100 Karl TOOLE	3:30.349	27 Matt COLES	3:28.298
ROW 5	92 Alex CAIRNS	3:23.727	91 John CAMPBELL	3:20.981	115 Ritchie BLEACKLEY	3:17.855	44 Alex OSTRIDGE	3:17.478
ROW 4	22 Paul WILSON	3:12.151	69 Peter MOODY	3:09.889	29 Aaron COADY	3:01.891	31 Ashley FRANCIS	3:01.280
ROW 3	80 Anthony OLWAY	2:58.134	88 Tom JEFFERIES	2:54.382	103 Sean HEWETT	2:53.930	57 James PUTTRELL	2:53.766
ROW 2	187 Michael HALL	2:53.438	5 Stuart HILL	2:52.839	131 Oliver HILL	2:49.727	66 Joe GOGGINS	2:49.019
ROW 1	77 Chris LAY	2:48.862	99 Matt MACINTOSH	2:47.364	36 Joe MUNCEY	2:44.759	75 Paul GALLAWAY	2:41.203
								Pole



Snetterton 300
Circuit Length = 2.9689 miles

These results are provisional until the conclusion of any judicial and technical matters.

Clerk Of Course :

Timekeeper :

BMCRC-MRO Championships 2013, Snetterton 300-Rnd 1

BMCRC Rookie 600 & 1000s

RACE 3 - CLASSIFICATION

CLASS : 1R

POS	NO	CL	NAME	ENTRY	LAPS	TIME	GAP	DIFF	MPH	BEST	ON
1	111	1R	Adrian AVERRE	Aprilia -	5	13:32.542			65.76	2:38.350	2
2	46	1R	Simon GATES	Yamaha -	5	13:52.874	20.332	20.332	64.16	2:42.820	4
3	2	1R	Scott HILLIARD	Suzuki -	5	13:54.126	21.584	1.252	64.06	2:42.931	3
4	8	1R	Adam FOSTER	Honda -	5	14:02.396	29.854	8.270	63.43	2:42.767	4
5	15	1R	Stuart YOUNG	Suzuki -	5	14:33.820	1:01.278	1.414	61.15	2:49.766	4
6	26	1R	Garry WEST	BMW -	5	16:19.221	2:46.678	1.974	54.57	3:13.097	4
7	20	1R	Jocelyn BOND	Yamaha -	5	16:30.987	2:58.445	11.766	53.92	3:14.201	2
DNF	199	1R	Karl BRAY	Yamaha -	4	11:36.515	1 Lap		61.38	2:50.077	4
DNF	7	1R	Colin CLUNE	Yamaha -	3	8:21.637	2 Laps	1 Lap	63.91	2:41.818	3
DNF	84	1R	Mark RUSTED	Yamaha -	0						0
DNF	33	1R	Dan VLADUCEAUNU	BMW -	0						0

CLASS : 6R

POS	NO	CL	NAME	ENTRY	LAPS	TIME	GAP	DIFF	MPH	BEST	ON
1	36	6R	Joe MUNCEY	Honda - Eastern Garage	5	14:32.406			61.25	2:40.703	5
2	57	6R	James PUTTRELL	Yamaha -	5	14:45.790	1:13.247	11.969	60.33	2:42.376	4
3	100	6R	Karl TOOLE	Yamaha - KTMS	5	14:45.821	1:13.278	0.031	60.32	2:40.448	4
4	75	6R	Paul GALLAWAY	Yamaha - Cornerstone Garage	5	15:05.980	1:33.438	20.159	58.98	2:46.028	4
5	31	6R	Ashley FRANCIS	Yamaha -	5	15:06.260	1:33.718	0.279	58.96	2:46.073	4
6	5	6R	Stuart HILL	Yamaha - MS/Reflex Nutrition	5	15:07.594	1:35.052	1.334	58.88	2:43.636	5
7	99	6R	Matt MACINTOSH	Yamaha - Cambridge Coral Tech	5	15:35.855	2:03.313	28.261	57.10	2:48.254	5
8	61	6R	Oily SAVAGE	Kawasaki - Validus-IVC Ltd	5	15:35.916	2:03.373	0.060	57.09	2:48.798	4
9	29	6R	Aaron COADY	Yamaha -	5	15:41.913	2:09.371	5.997	56.73	2:47.036	5
10	69	6R	Peter MOODY	Suzuki -	5	15:43.912	2:11.370	1.999	56.61	2:52.943	3
11	77	6R	Chris LAY	Yamaha -	5	15:49.274	2:16.732	5.361	56.29	2:53.800	5
12	23	6R	Sam MILLS	Suzuki - Glenmill Homes	5	16:17.247	2:44.704	27.972	54.68	2:56.154	3
13	80	6R	Anthony OLWAY	Kawasaki -	4	13:47.390	1 Lap	1 Lap	51.67	3:04.514	3
14	115	6R	Ritchie BLEACKLEY	Yamaha - Ballard Racing	4	13:47.895	1 Lap	0.504	51.63	3:07.185	3
15	92	6R	Alex CAIRNS	Triumph - Motorcycle Junction	4	13:50.158	1 Lap	2.263	51.49	3:04.143	4
16	78	6R	Shane HERBERT	Honda - www.mjrmotorsport.com	4	13:50.234	1 Lap	0.075	51.49	3:08.255	2
17	27	6R	Matt COLES	Yamaha -	4	14:09.163	1 Lap	18.929	50.34	3:11.153	3
18	22	6R	Paul WILSON	Yamaha -	4	14:14.384	1 Lap	5.220	50.03	3:13.648	3
DNF	187	6R	Michael HALL	Kawasaki -	4	12:32.430	1 Lap	55.914	56.81	2:46.788	4
DNF	91	6R	John CAMPBELL	Suzuki -	4	13:29.254	1 Lap	56.823	52.82	3:03.733	3
DNF	66	6R	Joe GOGGINS	Yamaha -	2	6:59.250	3 Laps	1 Lap	50.98	2:53.488	2
DNF	17	6R	Simon TUCKER	Yamaha -	1	4:10.247	4 Laps	1 Lap	42.70	4:10.247	1
DNF	55	6R	David MILLS	Suzuki - Wonderwalls	1	4:12.169	4 Laps	1.922	42.38	4:12.169	1
DNF	103	6R	Sean HEWETT	Yamaha -	0						0
DNF	88	6R	Tom JEFFERIES	Yamaha -	0						0
DNF	131	6R	Oliver HILL	Triumph -	0						0

FASTEST LAP

111	Rookie	Adrian AVERRE	Aprilia -	2	2:38.350	67.49 mph	108.62 kph
100	Rookie	Karl TOOLE	Yamaha - KTMS	4	2:40.448	66.61 mph	107.20 kph

Snetterton 300

Circuit Length = 2.9689 miles

Start: 12:39 Flag 12:52 End: 12:56

Weather / Track : Showers / Wet

These results are provisional until the conclusion of any judicial and technical matters.

Clerk Of Course :	Timekeeper :
-------------------	--------------

Results can be found at www.tsl-timing.com

Printed - 13:01 Saturday, 23 March 2013



BMCRC-MRO Championships 2013, Snetterton 300-Rnd 1

BMCRC Rookie 600 & 1000s

RACE 3 - LAP CHART

LAP 1		
NO	BEHIND	LAP TIME

111		2:52.031
46	1.254	2:53.285
7	1.785	2:53.816
2	4.799	2:56.830
8	5.718	2:57.749
15	8.892	3:00.923
199	11.076	3:03.107
20	26.294	3:18.325
26	28.549	3:20.580
36	54.485	3:46.516
57	56.521	3:48.552
100	1:02.491	3:54.522
31	1:04.892	3:56.923
75	1:06.407	3:58.438
5	1:07.898	3:59.929
69	1:13.518	4:05.549
66	1:13.731	4:05.762
99	1:14.252	4:06.283
187	1:14.327	4:06.358
77	1:15.858	4:07.889
61	1:17.479	4:09.510
17	1:18.216	4:10.247
23	1:19.995	4:12.026
55	1:20.138	4:12.169
91	1:22.997	4:15.028
78	1:23.820	4:15.851
29	1:27.829	4:19.860
115	1:29.921	4:21.952
80	1:31.407	4:23.438
92	1:35.505	4:27.536
27	1:36.091	4:28.122
22	1:36.940	4:28.971

LAP 2		
NO	BEHIND	LAP TIME

111		2:38.350
46	9.179	2:46.275
7	9.438	2:46.003
2	13.595	2:47.146
8	15.733	2:48.365
15	23.976	2:53.434
199	25.219	2:52.493
36	59.550	2:43.415
20	1:02.145	3:14.201
57	1:02.692	2:44.521
26	1:05.377	3:15.178
100	1:10.402	2:46.261
75	1:14.145	2:46.088
31	1:14.941	2:48.399
5	1:22.398	2:52.850
187	1:26.509	2:50.532
66	1:28.869	2:53.488
69	1:32.375	2:57.207
61	1:33.660	2:54.531
77	1:34.378	2:56.870

99	1:34.452	2:58.550
29	1:43.895	2:54.416
23	1:47.978	3:06.333
91	1:50.074	3:05.427
78	1:53.725	3:08.255
115	1:59.905	3:08.334
80	2:05.756	3:12.699
92	2:08.105	3:10.950
27	2:14.809	3:17.068
22	2:16.362	3:17.772

LAP 3		
NO	BEHIND	LAP TIME

111		2:39.092
7	12.164	2:41.818
46	16.142	2:46.055
2	17.434	2:42.931
8	22.972	2:46.331
15	36.577	2:51.693
199	36.965	2:50.838
36	1:01.167	2:40.709
57	1:11.561	2:47.961
100	1:12.785	2:41.475
31	1:23.789	2:47.940
75	1:24.251	2:49.198
5	1:30.703	2:47.397
187	1:36.168	2:48.751
20	1:39.679	3:16.626
26	1:40.649	3:14.364
61	1:45.442	2:50.874
69	1:46.226	2:52.943
77	1:49.467	2:54.181
99	1:49.640	2:54.280
29	1:57.208	2:52.405
23	2:05.040	2:56.154
91	2:14.715	3:03.733
78	2:26.045	3:11.412
115	2:27.998	3:07.185
80	2:31.178	3:04.514
92	2:36.542	3:07.529

LAP 4		
NO	BEHIND	LAP TIME

111		2:43.338
27	1 Lap	3:11.153
22	1 Lap	3:13.648
46	15.624	2:42.820
2	17.594	2:43.498
8	22.401	2:42.767
15	43.005	2:49.766
199	43.704	2:50.077
36	58.891	2:41.062
100	1:09.895	2:40.448
57	1:10.599	2:42.376
31	1:26.524	2:46.073
75	1:26.941	2:46.028
5	1:31.147	2:43.782
187	1:39.618	2:46.788

61	1:50.902	2:48.798
99	1:54.790	2:48.488
69	1:56.670	2:53.782
29	2:02.065	2:48.195
77	2:02.662	2:56.533
26	2:10.408	3:13.097
20	2:16.358	3:20.017
23	2:19.896	2:58.194
91	2:36.442	3:05.065

LAP 5		
NO	BEHIND	LAP TIME

111		2:39.730
80	1 Lap	3:06.739
115	1 Lap	3:10.423
92	1 Lap	3:04.143
78	1 Lap	3:14.715
46	20.332	2:44.438
2	21.584	2:43.721
8	29.854	2:47.184
27	1 Lap	3:12.820
22	1 Lap	3:13.992
36	59.863	2:40.703
15	1:01.278	2:58.003
57	1:13.247	2:42.379
100	1:13.278	2:43.114
75	1:33.438	2:46.228
31	1:33.718	2:46.924
5	1:35.052	2:43.636
99	2:03.313	2:48.254
61	2:03.373	2:52.202
29	2:09.371	2:47.036
69	2:11.370	2:54.431
77	2:16.732	2:53.800
23	2:44.704	3:04.539
26	2:46.678	3:16.001
20	2:58.445	3:21.817

Weather / Track : Showers / Wet

Results can be found at www.tsl-timing.com



Snetterton 300
Circuit Length = 2.9689 miles
Start: 12:39 Flag 12:52 End: 12:56

Printed - 13:04 Saturday, 23 March 2013

BMCRC-MRO Championships 2013, Snetterton 300-Rnd 1

BMCRC Rookie 600 & 1000s

RACE 3 - LAP ANALYSIS

DIFF = Difference To Personal Best Lap

P1 111 Adrian AVERRE				
LAP	LAP TIME	DIFF	MPH	TIME OF DAY
1 -	2:52.031	13.681	62.12	12:42:09.139
2 -	2:38.350 (1)		67.49	12:44:47.489
3 -	2:39.092 (2)	0.742	67.18	12:47:26.581
4 -	2:43.338	4.988	65.43	12:50:09.919
5 -	2:39.730 (3)	1.380	66.91	12:52:49.649

P2 46 Simon GATES				
LAP	LAP TIME	DIFF	MPH	TIME OF DAY
1 -	2:53.285	10.465	61.67	12:42:10.393
2 -	2:46.275 (3)	3.455	64.27	12:44:56.668
3 -	2:46.055	3.235	64.36	12:47:42.723
4 -	2:42.820 (1)		65.64	12:50:25.543
5 -	2:44.438 (2)	1.618	64.99	12:53:09.981

P3 2 Scott HILLIARD				
LAP	LAP TIME	DIFF	MPH	TIME OF DAY
1 -	2:56.830	13.899	60.44	12:42:13.938
2 -	2:47.146	4.215	63.94	12:45:01.084
3 -	2:42.931 (1)		65.59	12:47:44.015
4 -	2:43.498 (2)	0.567	65.37	12:50:27.513
5 -	2:43.721 (3)	0.790	65.28	12:53:11.234

P4 8 Adam FOSTER				
LAP	LAP TIME	DIFF	MPH	TIME OF DAY
1 -	2:57.749	14.982	60.12	12:42:14.857
2 -	2:48.365	5.598	63.48	12:45:03.222
3 -	2:46.331 (2)	3.564	64.25	12:47:49.553
4 -	2:42.767 (1)		65.66	12:50:32.320
5 -	2:47.184 (3)	4.417	63.93	12:53:19.504

P5 36 Joe MUNCEY				
LAP	LAP TIME	DIFF	MPH	TIME OF DAY
1 -	3:46.516	1:05.813	47.18	12:43:03.624
2 -	2:43.415	2.712	65.40	12:45:47.039
3 -	2:40.709 (2)	0.006	66.50	12:48:27.748
4 -	2:41.062 (3)	0.359	66.35	12:51:08.810
5 -	2:40.703 (1)		66.50	12:53:49.513

P6 15 Stuart YOUNG				
LAP	LAP TIME	DIFF	MPH	TIME OF DAY
1 -	3:00.923	11.157	59.07	12:42:18.031
2 -	2:53.434 (3)	3.668	61.62	12:45:11.465
3 -	2:51.693 (2)	1.927	62.25	12:48:03.158
4 -	2:49.766 (1)		62.95	12:50:52.924
5 -	2:58.003	8.237	60.04	12:53:50.927

P7 57 James PUTTRELL				
LAP	LAP TIME	DIFF	MPH	TIME OF DAY
1 -	3:48.552	1:06.176	46.76	12:43:05.660

DIFF = Difference To Personal Best Lap

2 -	2:44.521	2.144	64.96	12:45:50.181
3 -	2:47.961 (3)	5.584	63.63	12:48:38.142
4 -	2:42.376 (1)		65.82	12:51:20.518
5 -	2:42.379 (2)	0.002	65.82	12:54:02.897

P8 100 Karl TOOLE				
LAP	LAP TIME	DIFF	MPH	TIME OF DAY
1 -	3:54.522	1:14.074	45.57	12:43:11.630
2 -	2:46.261	5.812	64.28	12:45:57.891
3 -	2:41.475 (2)	1.026	66.19	12:48:39.366
4 -	2:40.448 (1)		66.61	12:51:19.814
5 -	2:43.114 (3)	2.665	65.52	12:54:02.928

P9 75 Paul GALLAWAY				
LAP	LAP TIME	DIFF	MPH	TIME OF DAY
1 -	3:58.438	1:12.410	44.82	12:43:15.546
2 -	2:46.088 (2)	0.060	64.35	12:46:01.634
3 -	2:49.198	3.170	63.16	12:48:50.832
4 -	2:46.028 (1)		64.37	12:51:36.860
5 -	2:46.228 (3)	0.200	64.29	12:54:23.088

P10 31 Ashley FRANCIS				
LAP	LAP TIME	DIFF	MPH	TIME OF DAY
1 -	3:56.923	1:10.850	45.11	12:43:14.031
2 -	2:48.399 (3)	2.325	63.46	12:46:02.430
3 -	2:47.940	1.866	63.64	12:48:50.370
4 -	2:46.073 (1)		64.35	12:51:36.443
5 -	2:46.924 (2)	0.850	64.02	12:54:23.367

P11 5 Stuart HILL				
LAP	LAP TIME	DIFF	MPH	TIME OF DAY
1 -	3:59.929	1:16.293	44.54	12:43:17.037
2 -	2:52.850	9.214	61.83	12:46:09.887
3 -	2:47.397 (3)	3.761	63.84	12:48:57.284
4 -	2:43.782 (2)	0.146	65.25	12:51:41.066
5 -	2:43.636 (1)		65.31	12:54:24.702

P12 99 Matt MACINTOSH				
LAP	LAP TIME	DIFF	MPH	TIME OF DAY
1 -	4:06.283	1:18.029	43.39	12:43:23.391
2 -	2:58.550	10.296	59.86	12:46:21.941
3 -	2:54.280 (3)	6.026	61.32	12:49:16.221
4 -	2:48.488 (2)	0.234	63.43	12:52:04.709
5 -	2:48.254 (1)		63.52	12:54:52.963

P13 61 Oilly SAVAGE				
LAP	LAP TIME	DIFF	MPH	TIME OF DAY
1 -	4:09.510	1:20.712	42.83	12:43:26.618
2 -	2:54.531	5.732	61.23	12:46:21.149
3 -	2:50.874 (2)	2.075	62.54	12:49:12.023
4 -	2:48.798 (1)		63.31	12:52:00.821
5 -	2:52.202 (3)	3.403	62.06	12:54:53.023

Weather / Track : Showers / Wet

Results can be found at www.tsl-timing.com



Page 1 of 3



Snetterton 300
Circuit Length = 2.9689 miles
Start: 12:39 Flag 12:52 End: 12:56

Printed - 13:05 Saturday, 23 March 2013



BMCRC-MRO Championships 2013, Snetterton 300-Rnd 1

BMCRC Rookie 600 & 1000s

RACE 3 - LAP ANALYSIS

DIFF = Difference To Personal Best Lap

P14 29 Aaron COADY				
LAP	LAP TIME	DIFF	MPH	TIME OF DAY
1 -	4:19.860	1:32.824	41.13	12:43:36.968
2 -	2:54.416	7.380	61.27	12:46:31.384
3 -	2:52.405 (3)	5.369	61.99	12:49:23.789
4 -	2:48.195 (2)	1.159	63.54	12:52:11.984
5 -	2:47.036 (1)		63.98	12:54:59.020

P15 69 Peter MOODY				
LAP	LAP TIME	DIFF	MPH	TIME OF DAY
1 -	4:05.549	1:12.606	43.52	12:43:22.657
2 -	2:57.207	4.264	60.31	12:46:19.864
3 -	2:52.943 (1)		61.80	12:49:12.807
4 -	2:53.782 (2)	0.839	61.50	12:52:06.589
5 -	2:54.431 (3)	1.488	61.27	12:55:01.020

P16 77 Chris LAY				
LAP	LAP TIME	DIFF	MPH	TIME OF DAY
1 -	4:07.889	1:14.089	43.11	12:43:24.997
2 -	2:56.870	3.070	60.42	12:46:21.867
3 -	2:54.181 (2)	0.381	61.36	12:49:16.048
4 -	2:56.533 (3)	2.733	60.54	12:52:12.581
5 -	2:53.800 (1)		61.49	12:55:06.381

P17 23 Sam MILLS				
LAP	LAP TIME	DIFF	MPH	TIME OF DAY
1 -	4:12.026	1:15.872	42.40	12:43:29.134
2 -	3:06.333	10.179	57.36	12:46:35.467
3 -	2:56.154 (1)		60.67	12:49:31.621
4 -	2:58.194 (2)	2.040	59.97	12:52:29.815
5 -	3:04.539 (3)	8.385	57.91	12:55:34.354

P18 26 Garry WEST				
LAP	LAP TIME	DIFF	MPH	TIME OF DAY
1 -	3:20.580	7.483	53.28	12:42:37.688
2 -	3:15.178 (3)	2.080	54.76	12:45:52.866
3 -	3:14.364 (2)	1.266	54.99	12:49:07.230
4 -	3:13.097 (1)		55.35	12:52:20.327
5 -	3:16.001	2.903	54.53	12:55:36.328

P19 20 Jocelyn BOND				
LAP	LAP TIME	DIFF	MPH	TIME OF DAY
1 -	3:18.325	4.124	53.89	12:42:35.433
2 -	3:14.201 (1)		55.03	12:45:49.634
3 -	3:16.626 (2)	2.425	54.35	12:49:06.260
4 -	3:20.017 (3)	5.816	53.43	12:52:26.277
5 -	3:21.817	7.616	52.95	12:55:48.094

P20 80 Anthony OLWAY				
LAP	LAP TIME	DIFF	MPH	TIME OF DAY
1 -	4:23.438 (3)	1:18.924	40.57	12:43:40.546

DIFF = Difference To Personal Best Lap

2 -	3:12.699	8.185	55.46	12:46:53.245
3 -	3:04.514 (1)		57.92	12:49:57.759
4 -	3:06.739 (2)	2.225	57.23	12:53:04.498

P21 115 Ritchie BLEACKLEY				
LAP	LAP TIME	DIFF	MPH	TIME OF DAY
1 -	4:21.952	1:14.767	40.80	12:43:39.060
2 -	3:08.334 (2)	1.149	56.75	12:46:47.394
3 -	3:07.185 (1)		57.09	12:49:54.579
4 -	3:10.423 (3)	3.238	56.12	12:53:05.002

P22 92 Alex CAIRNS				
LAP	LAP TIME	DIFF	MPH	TIME OF DAY
1 -	4:27.536	1:23.393	39.94	12:43:44.644
2 -	3:10.950 (3)	6.807	55.97	12:46:55.594
3 -	3:07.529 (2)	3.386	56.99	12:50:03.123
4 -	3:04.143 (1)		58.04	12:53:07.266

P23 78 Shane HERBERT				
LAP	LAP TIME	DIFF	MPH	TIME OF DAY
1 -	4:15.851	1:07.596	41.77	12:43:32.959
2 -	3:08.255 (1)		56.77	12:46:41.214
3 -	3:11.412 (2)	3.157	55.83	12:49:52.626
4 -	3:14.715 (3)	6.460	54.89	12:53:07.341

P24 27 Matt COLES				
LAP	LAP TIME	DIFF	MPH	TIME OF DAY
1 -	4:28.122 (3)	1:16.969	39.86	12:43:45.230
2 -	3:17.068	5.915	54.23	12:47:02.298
3 -	3:11.153 (1)		55.91	12:50:13.451
4 -	3:12.820 (2)	1.667	55.43	12:53:26.271

P25 22 Paul WILSON				
LAP	LAP TIME	DIFF	MPH	TIME OF DAY
1 -	4:28.971 (3)	1:15.323	39.73	12:43:46.079
2 -	3:17.772	4.124	54.04	12:47:03.851
3 -	3:13.648 (1)		55.19	12:50:17.499
4 -	3:13.992 (2)	0.344	55.09	12:53:31.491

P26 199 Karl BRAY				
LAP	LAP TIME	DIFF	MPH	TIME OF DAY
1 -	3:03.107	13.030	58.37	12:42:20.215
2 -	2:52.493 (3)	2.416	61.96	12:45:12.708
3 -	2:50.838 (2)	0.761	62.56	12:48:03.546
4 -	2:50.077 (1)		62.84	12:50:53.623

P27 187 Michael HALL				
LAP	LAP TIME	DIFF	MPH	TIME OF DAY
1 -	4:06.358	1:19.570	43.38	12:43:23.466
2 -	2:50.532 (3)	3.743	62.67	12:46:13.998
3 -	2:48.751 (2)	1.962	63.33	12:49:02.749
4 -	2:46.788 (1)		64.08	12:51:49.537

Weather / Track : Showers / Wet

Results can be found at www.tsl-timing.com



Page 2 of 3



Snetterton 300
Circuit Length = 2.9689 miles
Start: 12:39 Flag 12:52 End: 12:56

Printed - 13:05 Saturday, 23 March 2013



BMCRC-MRO Championships 2013, Snetterton 300-Rnd 1

BMCRC Rookie 600 & 1000s

RACE 3 - LAP ANALYSIS

DIFF = Difference To Personal Best Lap

P28 91 John CAMPBELL				
LAP	LAP TIME	DIFF	MPH	TIME OF DAY

1 -	4:15.028 (3)	1:11.295	41.90	12:43:32.136
2 -	3:05.427	1.694	57.64	12:46:37.563
3 -	3:03.733 (1)		58.17	12:49:41.296
4 -	3:05.065 (2)	1.332	57.75	12:52:46.361

P29 7 Colin CLUNE				
LAP	LAP TIME	DIFF	MPH	TIME OF DAY

1 -	2:53.816 (3)	11.998	61.49	12:42:10.924
2 -	2:46.003 (2)	4.185	64.38	12:44:56.927
3 -	2:41.818 (1)		66.05	12:47:38.745

P30 66 Joe GOGGINS				
LAP	LAP TIME	DIFF	MPH	TIME OF DAY

1 -	4:05.762 (2)	1:12.274	43.48	12:43:22.870
2 -	2:53.488 (1)		61.60	12:46:16.358

P31 17 Simon TUCKER				
LAP	LAP TIME	DIFF	MPH	TIME OF DAY

1 -	4:10.247 (1)		42.70	12:43:27.355
-----	---------------------	--	--------------	---------------------

P32 55 David MILLS				
LAP	LAP TIME	DIFF	MPH	TIME OF DAY

1 -	4:12.169 (1)		42.38	12:43:29.277
-----	---------------------	--	--------------	---------------------

Weather / Track : Showers / Wet

Results can be found at www.tsl-timing.com



Page 3 of 3



Snetterton 300
Circuit Length = 2.9689 miles
Start: 12:39 Flag 12:52 End: 12:56

Printed - 13:05 Saturday, 23 March 2013




BMCRC-MRO Championships 2013, Snetterton 300-Rnd 1

BMCRC Rookie 600 & 1000s

RACE 11 - GRID

ROW 11			131	Oliver HILL		103	Sean HEWETT							
ROW 10	88	Tom JEFFERIES	4:12.169	55	David MILLS	4:10.247	17	Simon TUCKER	2:53.488	66	Joe GOGGINS			
ROW 9			3:03.733	91	John CAMPBELL	2:46.788	187	Michael HALL	3:13.648	22	Paul WILSON	3:11.153	27	Matt COLES
ROW 8	78	Shane HERBERT	3:08.255	92	Alex CAIRNS	3:04.143	115	Ritchie BLEACKLEY	3:07.185	80	Anthony OLWAY	3:04.514		
ROW 7			2:56.154	23	Sam MILLS	2:53.800	77	Chris LAY	2:52.943	69	Peter MOODY	2:47.036	29	Aaron COADY
ROW 6	61	Ollly SAVAGE	2:48.798	99	Matt MACINTOSH	2:48.254	5	Stuart HILL	2:43.636	31	Ashley FRANCIS	2:46.073		
ROW 5			2:46.028	75	Paul GALLAWAY	2:40.448	100	Karl TOOLE	2:42.376	57	James PUTTRELL	2:40.703	36	Joe MUNCEY
ROW 4														
ROW 3							33	Dan VLADUCEAUNU		84	Mark RUSTED	2:41.818	7	Colin CLUNE
ROW 2	199	Karl BRAY	2:50.077	20	Jocelyn BOND	3:14.201	26	Garry WEST	3:13.097	15	Stuart YOUNG	2:49.766		
ROW 1			2:42.767	8	Adam FOSTER	2:42.931	2	Scott HILLIARD	2:42.820	46	Simon GATES	2:38.350	111	Adrian AVERRE
														Pole



Snetterton 300
Circuit Length = 2.9689 miles

These results are provisional until the conclusion of any judicial and technical matters.

Clerk Of Course :

Timekeeper :



BMCRC F1 & F2 Sidecars

**Round 1
Snetterton 300**

23rd & 24th March 2013



Results Provided by Timing Solutions Ltd
www.tsl-timing.com

BMCRC-MRO Championships 2013, Snetterton 300-Rnd 1

RBK/BMCRC F1 & F2 Sidecars

QUALIFYING - CLASSIFICATION

POS	NO	CL	PIC NAME	ENTRY	TIME	ON	LAPS	GAP	DIFF	MPH
1	100	F1	1 STEVENS / CHARLWOOD	Yamaha LCR -	2:23.787	5	6			74.33
2	57	F1	2 BROWN / ANDERSON	Honda LCR -	2:29.496	3	3	5.709	5.709	71.49
3	88	F2	1 LONGMORE / LONGMORE	Honda DMR -	2:31.924	3	4	8.137	2.428	70.35
4	95	F2	2 REMNANT / SKINNER	Kawasaki Lumley -	2:35.235	4	5	11.448	3.311	68.85
5	14	F2	3 CHRISTIE / CHRISTIE	Honda - Ryedale Pools	2:37.992	4	4	14.205	2.757	67.64
6	110	F1	3 CABLE / LAWRENCE	Yamaha LCR -	2:38.313	3	3	14.526	0.321	67.51
7	32	F2	4 WRIGHT / HULL	Honda Baker - Eddy Wright	2:38.335	2	3	14.548	0.022	67.50
8	33	F2	5 LUMLEY / WHITNALL	Kawasaki Lumley - Lumley Eng	2:39.684	3	5	15.897	1.349	66.93
9	4	F2	6 LOCKEY / CAPEWELL	Honda Ireson - Real Racing	2:39.818	5	5	16.031	0.134	66.87
10	111	F1	4 CABLE / PAWSEY	Yamaha LCR - Medway Office Interiors	2:40.230	5	5	16.443	0.412	66.70
11	25	F1	5 MacLAURIN / HOPE	Yamaha LCR -	2:40.396	4	5	16.609	0.166	66.63
12	11	F2	7 NICHOLLS / MOORE	Kawasaki Lumley -	2:41.015	4	4	17.228	0.619	66.37
13	51	F2	8 TURNER / SAUNDERS	Yamaha Ireson - Pagan M/cyles	2:45.423	3	3	21.636	4.408	64.61
14	195	F1	6 SIRRELL / WAREHAM	Suzuki RSR - EDSB Fire & Security	2:49.218	3	3	25.431	3.795	63.16
15	5	F1	7 BIGGS / BIGGS	Yamaha LCR -	2:51.339	5	5	27.552	2.121	62.37
16	92	F1	8 HILDIGE / DEELEY	Suzuki Windle - Les King	2:55.433	4	4	31.646	4.094	60.92
17	30	F1	9 JAMES / JAMES	Suzuki LCR -	2:59.348	2	2	35.561	3.915	59.59
18	17	F2	9 LINES / CONN	Honda Ireson - Shake and Bake	3:02.447	2	2	38.660	3.099	58.58
19	48	F1	10 RYDER / SHARP	Suzuki LCR -	3:09.389	1	2	45.602	6.942	56.43
20	132 *	F1	11 HORSPOLE / KNAPTON	Honda LCR -	3:12.262	1	1	48.475	2.873	55.59
21	36	F2	10 WALFORD / DUPLOCK	Baker - Trial Ride Wales	3:16.667	3	3	52.880	4.405	54.34
22	45	F2	11 PETTMAN / PETTMAN	Yamaha Windle -	3:18.223	2	2	54.436	1.556	53.91
23	37 *	F1	13 KNIGHT / FISHWICK	Suzuki RSR -			0			
24	333	F1	12 HEGARTY / LAWSON	Suzuki LCR -			0			
25	8	F2	12 ILARIA / PILMOOR-BRADY	Suzuki Windle -			0			

Numbers 37 & 132 - No working transponder

Weather / Track : Snow / Wet

These results are provisional until the conclusion of any judicial and technical matters.

Snetterton 300

Circuit Length = 2.9689 miles

Start: 10:22 Flag 10:36 End: 10:38

Clerk Of Course :		Timekeeper :
-------------------	--	--------------

Results can be found at www.tsl-timing.com

Printed - 10:43 Saturday, 23 March 2013



BMCR-CRC Championships 2013, Snetterton 300-Rnd 1

RBK/BMCR F1 & F2 Sidecars

QUALIFYING - LAP ANALYSIS

DIFF = Difference To Personal Best Lap

P1 100 STEVENS / CHARLWOOD				
LAP	LAP TIME	DIFF	MPH	TIME OF DAY
1 -	2:37.757	13.970	67.75	10:25:37.647
2 -	2:27.780	3.993	72.32	10:28:05.427
3 -	2:24.658 (2)	0.871	73.88	10:30:30.085
4 -	2:26.362	2.575	73.02	10:32:56.447
5 -	2:23.787 (1)		74.33	10:35:20.234
6 -	2:25.414 (3)	1.627	73.50	10:37:45.648

P2 57 BROWN / ANDERSON				
LAP	LAP TIME	DIFF	MPH	TIME OF DAY
1 -	2:39.556 (3)	10.060	66.98	10:25:39.806
2 -	2:31.318 (2)	1.822	70.63	10:28:11.124
3 -	2:29.496 (1)		71.49	10:30:40.620

P3 88 LONGMORE / LONGMORE				
LAP	LAP TIME	DIFF	MPH	TIME OF DAY
1 -	2:55.719 (3)	23.795	60.82	10:25:58.243
2 -	2:35.674	3.750	68.65	10:28:33.917
3 -	2:31.924 (1)		70.35	10:31:05.841
4 -	2:33.449 (2)	1.525	69.65	10:33:39.290

P4 95 REMNANT / SKINNER				
LAP	LAP TIME	DIFF	MPH	TIME OF DAY
1 -	3:05.739	30.504	57.54	10:26:27.360
2 -	2:44.682 (3)	9.447	64.90	10:29:12.042
3 -	2:37.092	1.857	68.03	10:31:49.134
4 -	2:35.235 (1)		68.85	10:34:24.369
5 -	2:36.517 (2)	1.282	68.28	10:37:00.886

P5 14 CHRISTIE / CHRISTIE				
LAP	LAP TIME	DIFF	MPH	TIME OF DAY
1 -	2:58.457	20.465	59.89	10:25:59.489
2 -	2:41.027 (3)	3.035	66.37	10:28:40.516
3 -	2:38.484 (2)	0.492	67.43	10:31:19.000
4 -	2:37.992 (1)		67.64	10:33:56.992

P6 110 CABLE / LAWRENCE				
LAP	LAP TIME	DIFF	MPH	TIME OF DAY
1 -	2:47.913 (3)	9.600	63.65	10:25:46.360
2 -	2:39.229 (2)	0.916	67.12	10:28:25.589
3 -	2:38.313 (1)		67.51	10:31:03.902

P7 32 WRIGHT / HULL				
LAP	LAP TIME	DIFF	MPH	TIME OF DAY
1 -	2:50.757	12.422	62.59	10:26:07.703
2 -	2:38.335 (1)		67.50	10:28:46.038
3 -	2:39.317 (2)	0.982	67.08	10:31:25.355

DIFF = Difference To Personal Best Lap

P8 33 LUMLEY / WHITNALL				
LAP	LAP TIME	DIFF	MPH	TIME OF DAY
1 -	3:05.711	26.027	57.55	10:26:27.731
2 -	2:46.785	7.101	64.08	10:29:14.516
3 -	2:39.684 (1)		66.93	10:31:54.200
4 -	2:41.800 (2)	2.116	66.05	10:34:36.000
5 -	2:45.356 (3)	5.672	64.63	10:37:21.356

P9 4 LOCKEY / CAPEWELL				
LAP	LAP TIME	DIFF	MPH	TIME OF DAY
1 -	3:03.556	23.738	58.22	10:26:13.461
2 -	2:42.451	2.633	65.79	10:28:55.912
3 -	2:41.291 (3)	1.473	66.26	10:31:37.203
4 -	2:40.588 (2)	0.770	66.55	10:34:17.791
5 -	2:39.818 (1)		66.87	10:36:57.609

P10 111 CABLE / PAWSEY				
LAP	LAP TIME	DIFF	MPH	TIME OF DAY
1 -	3:00.216	19.986	59.30	10:26:04.874
2 -	2:46.374	6.144	64.24	10:28:51.248
3 -	2:43.076 (3)	2.846	65.54	10:31:34.324
4 -	2:40.559 (2)	0.329	66.56	10:34:14.883
5 -	2:40.230 (1)		66.70	10:36:55.113

P11 25 MacLAURIN / HOPE				
LAP	LAP TIME	DIFF	MPH	TIME OF DAY
1 -	3:00.116	19.720	59.33	10:26:05.289
2 -	2:46.518 (3)	6.122	64.18	10:28:51.807
3 -	2:43.281	2.885	65.45	10:31:35.088
4 -	2:40.396 (1)		66.63	10:34:15.484
5 -	2:40.733 (2)	0.337	66.49	10:36:56.217

P12 11 NICHOLLS / MOORE				
LAP	LAP TIME	DIFF	MPH	TIME OF DAY
1 -	2:59.730	18.715	59.46	10:26:06.769
2 -	2:46.851 (3)	5.836	64.05	10:28:53.620
3 -	2:42.261 (2)	1.246	65.86	10:31:35.881
4 -	2:41.015 (1)		66.37	10:34:16.896

P13 51 TURNER / SAUNDERS				
LAP	LAP TIME	DIFF	MPH	TIME OF DAY
1 -	3:19.512 (3)	34.089	53.57	10:26:33.688
2 -	2:55.621 (2)	10.198	60.85	10:29:29.309
3 -	2:45.423 (1)		64.61	10:32:14.732

P14 195 SIRRELL / WAREHAM				
LAP	LAP TIME	DIFF	MPH	TIME OF DAY
1 -	3:16.171 (3)	26.953	54.48	10:26:28.122
2 -	2:56.336 (2)	7.118	60.61	10:29:24.458
3 -	2:49.218 (1)		63.16	10:32:13.676

Weather / Track : Snow / Wet

Results can be found at www.tsl-timing.com



Page 1 of 2



Snetterton 300
Circuit Length = 2.9689 miles
Start: 10:22 Flag 10:36 End: 10:38

Printed - 10:45 Saturday, 23 March 2013



BMCR-C MRO Championships 2013, Snetterton 300-Rnd 1

RBK/BMCR F1 & F2 Sidecars

QUALIFYING - LAP ANALYSIS

DIFF = Difference To Personal Best Lap

P15 5 BIGGS / BIGGS				
LAP	LAP TIME	DIFF	MPH	TIME OF DAY
1 -	3:21.219	29.880	53.11	10:26:54.043
2 -	3:09.003	17.664	56.54	10:30:03.046
3 -	2:59.352 (3)	8.013	59.59	10:33:02.398
4 -	2:52.068 (2)	0.729	62.11	10:35:54.466
5 -	2:51.339 (1)		62.37	10:38:45.805

P16 92 HILDIGE / DEELEY				
LAP	LAP TIME	DIFF	MPH	TIME OF DAY
1 -	3:17.932	22.499	53.99	10:26:26.624
2 -	3:05.751 (3)	10.318	57.53	10:29:32.375
3 -	2:58.574 (2)	3.141	59.85	10:32:30.949
4 -	2:55.433 (1)		60.92	10:35:26.382

P17 30 JAMES / JAMES				
LAP	LAP TIME	DIFF	MPH	TIME OF DAY
1 -	3:24.145 (2)	24.797	52.35	10:26:33.203
2 -	2:59.348 (1)		59.59	10:29:32.551

P18 17 LINES / CONN				
LAP	LAP TIME	DIFF	MPH	TIME OF DAY
1 -	3:21.100 (2)	18.653	53.14	10:26:39.349
2 -	3:02.447 (1)		58.58	10:29:41.796

P19 48 RYDER / SHARP				
LAP	LAP TIME	DIFF	MPH	TIME OF DAY
1 -	3:09.389 (1)		56.43	10:26:19.897
2 -	3:39.397 (2)	30.008	48.71	10:29:59.294

P20 132 HORSPOLE / KNAPTON				
LAP	LAP TIME	DIFF	MPH	TIME OF DAY
1 -	3:12.262 (1)		55.59	10:26:25.278

P21 36 WALFORD / DUPLOCK				
LAP	LAP TIME	DIFF	MPH	TIME OF DAY
1 -	3:31.660 (3)	14.993	50.49	10:26:57.020
2 -	3:17.470 (2)	0.803	54.12	10:30:14.490
3 -	3:16.667 (1)		54.34	10:33:31.157

P22 45 PETTMAN / PETTMAN				
LAP	LAP TIME	DIFF	MPH	TIME OF DAY
1 -	3:36.127 (2)	17.904	49.45	10:26:55.577
2 -	3:18.223 (1)		53.91	10:30:13.800

Weather / Track : Snow / Wet

Results can be found at www.tsl-timing.com



Page 2 of 2



Snetterton 300
Circuit Length = 2.9689 miles
Start: 10:22 Flag 10:36 End: 10:38

Printed - 10:45 Saturday, 23 March 2013




BMCRC-MRO Championships 2013, Snetterton 300-Rnd 1

RBK/BMCRC F1 & F2 Sidecars

RACE 6 - GRID

ROW 13			8	ILARIA / PILMOOR-BRADY	
ROW 12	333	HEGARTY / LAWSON		37	KNIGHT / FISHWICK
ROW 11		3:18.223		3:16.667	
	45	PETTMAN / PETTMAN		36	WALFORD / DUPLOCK
ROW 10	3:12.262		3:09.389		
	132	HORSPOLE / KNAPTON		48	RYDER / SHARP
ROW 9		3:02.447		2:59.348	
	17	LINES / CONN		30	JAMES / JAMES
ROW 8	2:55.433		2:51.339		
	92	HILDIGE / DEELEY		5	BIGGS / BIGGS
ROW 7		2:49.218		2:45.423	
	195	SIRRELL / WAREHAM		51	TURNER / SAUNDERS
ROW 6	2:41.015		2:40.396		
	11	NICHOLLS / MOORE		25	MacLAURIN / HOPE
ROW 5		2:40.230		2:39.818	
	111	CABLE / PAWSEY		4	LOCKEY / CAPEWELL
ROW 4	2:39.684		2:38.335		
	33	LUMLEY / WHITNALL		32	WRIGHT / HULL
ROW 3		2:38.313		2:37.992	
	110	CABLE / LAWRENCE		14	CHRISTIE / CHRISTIE
ROW 2	2:35.235		2:31.924		
	95	REMNANT / SKINNER		88	LONGMORE / LONGMORE
ROW 1		2:29.496		2:23.787	
	57	BROWN / ANDERSON		100	STEVENS / CHARLWOOD
					Pole



Snetterton 300
Circuit Length = 2.9689 miles

These results are provisional until the conclusion of any judicial and technical matters.

Clerk Of Course :		Timekeeper :	
-------------------	--	--------------	--

BMCRC-MRO Championships 2013, Snetterton 300-Rnd 1

RBK/BMCRC F1 & F2 Sidecars

RACE 6 - CLASSIFICATION

POS	NO	CL	PIC NAME	ENTRY	LAPS	TIME	GAP	DIFF	MPH	BEST	ON
1	333	F1	1 HEGARTY / LAWSON	Suzuki LCR -	5	12:29.172			71.33	2:21.989	5
2	100	F1	2 STEVENS / CHARLWOOD	Yamaha LCR -	5	12:29.314	0.142	0.142	71.31	2:27.678	4
3	32	F2	1 WRIGHT / HULL	Honda Baker - Eddy Wright	5	12:37.971	8.799	8.657	70.50	2:26.803	5
4	57	F1	3 BROWN / ANDERSON	Honda LCR -	5	13:15.306	46.134	37.335	67.19	2:33.789	3
5	11	F2	2 NICHOLLS / MOORE	Kawasaki Lumley -	5	13:20.468	51.296	5.162	66.76	2:38.743	2
6	95	F2	3 REMNANT / SKINNER	Kawasaki Lumley -	5	13:21.210	52.038	0.742	66.69	2:36.125	4
7	88	F2	4 LONGMORE / LONGMORE	Honda DMR -	5	13:29.077	59.905	7.867	66.05	2:37.789	4
8	4	F2	5 LOCKEY / CAPEWELL	Honda Ireson - Real Racing	5	13:36.127	1:06.955	7.050	65.48	2:37.913	5
9	51	F2	6 TURNER / SAUNDERS	Yamaha Ireson - Pagan M/cyles	5	13:46.823	1:17.651	10.696	64.63	2:41.765	4
10	110	F1	4 CABLE / LAWRENCE	Yamaha LCR -	5	13:49.519	1:20.347	2.696	64.42	2:42.877	3
11	17	F2	7 LINES / CONN	Honda Ireson - Shake and Bake	5	13:50.046	1:20.874	0.527	64.38	2:39.751	4
12	48	F1	5 RYDER / SHARP	Suzuki LCR -	5	14:09.985	1:40.813	19.939	62.87	2:43.540	4
13	33	F2	8 LUMLEY / WHITNALL	Kawasaki Lumley - Lumley Eng	5	14:15.522	1:46.350	5.537	62.46	2:46.298	3
14	92	F1	6 HILDIGE / DEELEY	Suzuki Windle - Les King	5	14:24.892	1:55.720	9.370	61.78	2:45.415	5
15	8	F2	9 ILARIA / PILMOOR-BRADY	Suzuki LCR -	5	14:28.118	1:58.946	3.226	61.55	2:48.838	5
16	14	F2	10 CHRISTIE / CHRISTIE	Honda - Ryedale Pools	5	14:30.310	2:01.138	2.192	61.40	2:48.814	3
17	111	F1	7 CABLE / PAWSEY	Yamaha LCR - Medway Office Interiors	5	14:32.926	2:03.754	2.616	61.21	2:49.897	5
18	195	F1	8 SIRRELL / WAREHAM	Suzuki RSR - EDSB Fire & Security	5	14:45.971	2:16.799	13.045	60.31	2:51.094	3
19	25	F1	9 MacLAURIN / HOPE	Yamaha LCR -	5	14:50.436	2:21.264	4.465	60.01	2:45.699	4
20	5	F1	10 BIGGS / BIGGS	Yamaha LCR -	5	14:52.860	2:23.688	2.424	59.85	2:51.557	4
21	58	F1	11 KIRK / McARDLE	Suzuki LCR -	5	14:53.740	2:24.568	0.880	59.79	2:51.837	5
22	45	F2	11 PETTMAN / PETTMAN	Yamaha Windle -	4	12:32.177	1 Lap	1 Lap	56.83	3:00.511	3
23	30	F1	12 JAMES / JAMES	Suzuki LCR -	4	13:50.560	1 Lap	1:18.383	51.47	3:13.813	4

NOT CLASSIFIED

DNF	36	F2	12 WALFORD / DUPLOCK	Baker - Trial Ride Wales	3	9:37.300	2 Laps	1 Lap	55.54	3:07.606	3
DNF	132	F1	13 HORSPOLE / KNAPTON	Honda LCR -	1	3:04.846	4 Laps	2 Laps	57.82	3:04.846	1

FASTEST LAP

333	F1	HEGARTY / LAWSON	Suzuki LCR -	5	2:21.989	75.27 mph	121.14 kph
32	F2	WRIGHT / HULL	Honda Baker - Eddy Wright	5	2:26.803	72.80 mph	117.16 kph

Weather / Track : Rain / Wet

These results are provisional until the conclusion of any judicial and technical matters.

Snetterton 300

Circuit Length = 2.9689 miles

Start: 14:41 Flag 14:54 End: 14:56

Clerk Of Course :	Timekeeper :
-------------------	--------------

Results can be found at www.tsl-timing.com

Printed - 14:58 Saturday, 23 March 2013



BMCRC-MRO Championships 2013, Snetterton 300-Rnd 1

RBK/BMCRC F1 & F2 Sidecars

RACE 6 - LAP CHART

LAP 1		
NO	BEHIND	LAP TIME

32		2:33.271
100	2.627	2:35.898
57	8.747	2:42.018
11	11.117	2:44.388
95	14.832	2:48.103
51	14.849	2:48.120
333	16.944	2:50.215
88	17.058	2:50.329
110	18.349	2:51.620
4	23.881	2:57.152
33	23.916	2:57.187
17	24.969	2:58.240
92	28.178	3:01.449
8	29.215	3:02.486
48	30.688	3:03.959
132	31.575	3:04.846
111	32.361	3:05.632
195	34.314	3:07.585
14	34.671	3:07.942
58	38.112	3:11.383
45	41.760	3:15.031
25	42.937	3:16.208
5	42.977	3:16.248
36	46.139	3:19.410
30	1:27.394	4:00.665

LAP 2		
NO	BEHIND	LAP TIME

100		2:28.640
32	10.993	2:42.260
333	11.576	2:25.899
57	12.423	2:34.943
11	18.593	2:38.743
95	24.848	2:41.283
88	27.892	2:42.101
110	30.142	2:43.060
4	34.072	2:41.458
51	35.084	2:51.502
17	39.186	2:45.484
33	42.921	2:50.272
92	51.602	2:54.691
48	51.784	2:52.363
8	53.228	2:55.280
111	54.488	2:53.394
14	58.940	2:55.536
195	59.038	2:55.991
58	1:04.385	2:57.540
5	1:07.023	2:55.313
25	1:19.450	3:07.780
45	1:19.698	3:09.205
36	1:25.156	3:10.284
30	2:16.759	3:20.632

LAP 3		
NO	BEHIND	LAP TIME

100		2:28.435
333	8.246	2:25.105
32	10.108	2:27.550
57	17.777	2:33.789
11	29.492	2:39.334
95	35.397	2:38.984

88	40.137	2:40.680
110	44.584	2:42.877
4	46.170	2:40.533
51	48.594	2:41.945
17	51.286	2:40.535
33	1:00.784	2:46.298
48	1:09.075	2:45.726
8	1:14.143	2:49.350
92	1:18.623	2:55.456
111	1:18.766	2:52.713
14	1:19.319	2:48.814
195	1:21.697	2:51.094
58	1:30.325	2:54.375
5	1:32.963	2:54.375
25	1:44.452	2:53.437
45	1:51.774	3:00.511
36	2:04.327	3:07.606

LAP 4		
NO	BEHIND	LAP TIME

100		2:27.678
333	6.532	2:25.964
32	10.517	2:28.087
30	1 Lap	3:15.450
57	38.492	2:48.393
11	40.778	2:38.964
95	43.844	2:36.125
88	50.248	2:37.789
4	57.563	2:39.071
110	1:01.854	2:44.948
51	1:02.681	2:41.765
17	1:03.359	2:39.751
33	1:20.175	2:47.069
48	1:24.937	2:43.540
8	1:38.629	2:52.164
92	1:38.826	2:47.881
14	1:40.574	2:48.933
111	1:42.378	2:51.290
195	1:48.400	2:54.381
5	1:56.842	2:51.557
58	2:01.252	2:58.605
25	2:02.473	2:45.699

LAP 5		
NO	BEHIND	LAP TIME

333		2:21.989
100	0.142	2:28.663
45	1 Lap	3:07.430
32	8.799	2:26.803
57	46.134	2:36.163
11	51.296	2:39.039
95	52.038	2:36.715
88	59.905	2:38.178
4	1:06.955	2:37.913
51	1:17.651	2:43.491
110	1:20.347	2:47.014
17	1:20.874	2:46.036
30	1 Lap	3:13.813
48	1:40.813	2:44.397
33	1:46.350	2:54.696
92	1:55.720	2:45.415
8	1:58.946	2:48.838
14	2:01.138	2:49.085
111	2:03.754	2:49.897

195	2:16.799	2:56.920
25	2:21.264	2:47.312
5	2:23.688	2:55.367
58	2:24.568	2:51.837

Weather / Track : Rain / Wet

Results can be found at www.tsl-timing.com

Snetterton 300

Circuit Length = 2.9689 miles

Start: 14:41 Flag 14:54 End: 14:56

Printed - 15:05 Saturday, 23 March 2013

BMCR-C MRO Championships 2013, Snetterton 300-Rnd 1

RBK/BMCR F1 & F2 Sidecars

RACE 6 - LAP ANALYSIS

DIFF = Difference To Personal Best Lap

P1 333 HEGARTY / LAWSON				
LAP	LAP TIME	DIFF	MPH	TIME OF DAY
1 -	2:50.215	28.226	62.79	14:44:36.295
2 -	2:25.899 (3)	3.910	73.25	14:47:02.194
3 -	2:25.105 (2)	3.116	73.65	14:49:27.299
4 -	2:25.964	3.975	73.22	14:51:53.263
5 -	2:21.989 (1)		75.27	14:54:15.252

P2 100 STEVENS / CHARLWOOD				
LAP	LAP TIME	DIFF	MPH	TIME OF DAY
1 -	2:35.898	8.220	68.55	14:44:21.978
2 -	2:28.640 (3)	0.962	71.90	14:46:50.618
3 -	2:28.435 (2)	0.757	72.00	14:49:19.053
4 -	2:27.678 (1)		72.37	14:51:46.731
5 -	2:28.663	0.985	71.89	14:54:15.394

P3 32 WRIGHT / HULL				
LAP	LAP TIME	DIFF	MPH	TIME OF DAY
1 -	2:33.271	6.468	69.73	14:44:19.351
2 -	2:42.260	15.457	65.87	14:47:01.611
3 -	2:27.550 (2)	0.747	72.43	14:49:29.161
4 -	2:28.087 (3)	1.284	72.17	14:51:57.248
5 -	2:26.803 (1)		72.80	14:54:24.051

P4 57 BROWN / ANDERSON				
LAP	LAP TIME	DIFF	MPH	TIME OF DAY
1 -	2:42.018	8.229	65.96	14:44:28.098
2 -	2:34.943 (2)	1.154	68.98	14:47:03.041
3 -	2:33.789 (1)		69.49	14:49:36.830
4 -	2:48.393	14.604	63.47	14:52:25.223
5 -	2:36.163 (3)	2.374	68.44	14:55:01.386

P5 11 NICHOLLS / MOORE				
LAP	LAP TIME	DIFF	MPH	TIME OF DAY
1 -	2:44.388	5.645	65.01	14:44:30.468
2 -	2:38.743 (1)		67.32	14:47:09.211
3 -	2:39.334	0.591	67.07	14:49:48.545
4 -	2:38.964 (2)	0.221	67.23	14:52:27.509
5 -	2:39.039 (3)	0.296	67.20	14:55:06.548

P6 95 REMNANT / SKINNER				
LAP	LAP TIME	DIFF	MPH	TIME OF DAY
1 -	2:48.103	11.978	63.58	14:44:34.183
2 -	2:41.283 (3)	5.158	66.26	14:47:15.466
3 -	2:38.984	2.859	67.22	14:49:54.450
4 -	2:36.125 (1)		68.45	14:52:30.575
5 -	2:36.715 (2)	0.590	68.20	14:55:07.290

P7 88 LONGMORE / LONGMORE				
LAP	LAP TIME	DIFF	MPH	TIME OF DAY
1 -	2:50.329	12.540	62.74	14:44:36.409
2 -	2:42.101 (3)	4.312	65.93	14:47:18.510
3 -	2:40.680	2.891	66.51	14:49:59.190
4 -	2:37.789 (1)		67.73	14:52:36.979
5 -	2:38.178 (2)	0.389	67.56	14:55:15.157

DIFF = Difference To Personal Best Lap

P8 4 LOCKEY / CAPEWELL				
LAP	LAP TIME	DIFF	MPH	TIME OF DAY
1 -	2:57.152	19.239	60.33	14:44:43.232
2 -	2:41.458	3.545	66.19	14:47:24.690
3 -	2:40.533 (3)	2.620	66.57	14:50:05.223
4 -	2:39.071 (2)	1.158	67.19	14:52:44.294
5 -	2:37.913 (1)		67.68	14:55:22.207

P9 51 TURNER / SAUNDERS				
LAP	LAP TIME	DIFF	MPH	TIME OF DAY
1 -	2:48.120	6.355	63.57	14:44:34.200
2 -	2:51.502	9.737	62.32	14:47:25.702
3 -	2:41.945 (2)	0.180	65.99	14:50:07.647
4 -	2:41.765 (1)		66.07	14:52:49.412
5 -	2:43.491 (3)	1.726	65.37	14:55:32.903

P10 110 CABLE / LAWRENCE				
LAP	LAP TIME	DIFF	MPH	TIME OF DAY
1 -	2:51.620	8.743	62.27	14:44:37.700
2 -	2:43.060 (2)	0.183	65.54	14:47:20.760
3 -	2:42.877 (1)		65.62	14:50:03.637
4 -	2:44.948 (3)	2.071	64.79	14:52:48.585
5 -	2:47.014	4.137	63.99	14:55:35.599

P11 17 LINES / CONN				
LAP	LAP TIME	DIFF	MPH	TIME OF DAY
1 -	2:58.240	18.489	59.96	14:44:44.320
2 -	2:45.484 (3)	5.733	64.58	14:47:29.804
3 -	2:40.535 (2)	0.784	66.57	14:50:10.339
4 -	2:39.751 (1)		66.90	14:52:50.090
5 -	2:46.036	6.285	64.37	14:55:36.126

P12 48 RYDER / SHARP				
LAP	LAP TIME	DIFF	MPH	TIME OF DAY
1 -	3:03.959	20.419	58.10	14:44:50.039
2 -	2:52.363 (3)	8.823	62.00	14:47:42.402
3 -	2:45.726	2.186	64.49	14:50:28.128
4 -	2:43.540 (1)		65.35	14:53:11.668
5 -	2:44.397 (2)	0.857	65.01	14:55:56.065

P13 33 LUMLEY / WHITNALL				
LAP	LAP TIME	DIFF	MPH	TIME OF DAY
1 -	2:57.187	10.889	60.32	14:44:43.267
2 -	2:50.272	3.974	62.77	14:47:33.539
3 -	2:46.298 (1)		64.27	14:50:19.837
4 -	2:47.069 (2)	0.771	63.97	14:53:06.906
5 -	2:54.696 (3)	8.398	61.18	14:56:01.602

P14 92 HILDIGE / DEELEY				
LAP	LAP TIME	DIFF	MPH	TIME OF DAY
1 -	3:01.449	16.034	58.90	14:44:47.529
2 -	2:54.691 (3)	9.276	61.18	14:47:42.220
3 -	2:55.456	10.041	60.91	14:50:37.676
4 -	2:47.881 (2)	2.466	63.66	14:53:25.557
5 -	2:45.415 (1)		64.61	14:56:10.972

Weather / Track : Rain / Wet

BMCRC-MRO Championships 2013, Snetterton 300-Rnd 1

RBK/BMCRC F1 & F2 Sidecars

RACE 6 - LAP ANALYSIS

DIFF = Difference To Personal Best Lap

P15 8 ILARIA / PILMOOR-BRADY				
LAP	LAP TIME	DIFF	MPH	TIME OF DAY
1 -	3:02.486	13.648	58.56	14:44:48.566
2 -	2:55.280	6.442	60.97	14:47:43.846
3 -	2:49.350 (2)	0.512	63.11	14:50:33.196
4 -	2:52.164 (3)	3.326	62.08	14:53:25.360
5 -	2:48.838 (1)		63.30	14:56:14.198

P16 14 CHRISTIE / CHRISTIE				
LAP	LAP TIME	DIFF	MPH	TIME OF DAY
1 -	3:07.942	19.128	56.86	14:44:54.022
2 -	2:55.536	6.722	60.88	14:47:49.558
3 -	2:48.814 (1)		63.31	14:50:38.372
4 -	2:48.933 (2)	0.119	63.26	14:53:27.305
5 -	2:49.085 (3)	0.271	63.21	14:56:16.390

P17 111 CABLE / PAWSEY				
LAP	LAP TIME	DIFF	MPH	TIME OF DAY
1 -	3:05.632	15.735	57.57	14:44:51.712
2 -	2:53.394	3.497	61.64	14:47:45.106
3 -	2:52.713 (3)	2.816	61.88	14:50:37.819
4 -	2:51.290 (2)	1.393	62.39	14:53:29.109
5 -	2:49.897 (1)		62.90	14:56:19.006

P18 195 SIRRELL / WAREHAM				
LAP	LAP TIME	DIFF	MPH	TIME OF DAY
1 -	3:07.585	16.491	56.97	14:44:53.665
2 -	2:55.991	4.897	60.73	14:47:49.656
3 -	2:51.094 (1)		62.46	14:50:40.750
4 -	2:54.381 (2)	3.287	61.29	14:53:35.131
5 -	2:56.920 (3)	5.826	60.41	14:56:32.051

P19 25 MacLAURIN / HOPE				
LAP	LAP TIME	DIFF	MPH	TIME OF DAY
1 -	3:16.208	30.509	54.47	14:45:02.288
2 -	3:07.780 (3)	22.081	56.91	14:48:10.068
3 -	2:53.437	7.738	61.62	14:51:03.505
4 -	2:45.699 (1)		64.50	14:53:49.204
5 -	2:47.312 (2)	1.613	63.88	14:56:36.516

P20 5 BIGGS / BIGGS				
LAP	LAP TIME	DIFF	MPH	TIME OF DAY
1 -	3:16.248	24.691	54.46	14:45:02.328
2 -	2:55.313 (3)	3.756	60.96	14:47:57.641
3 -	2:54.375 (2)	2.818	61.29	14:50:52.016
4 -	2:51.557 (1)		62.30	14:53:43.573
5 -	2:55.367	3.810	60.94	14:56:38.940

P21 58 KIRK / McARDLE				
LAP	LAP TIME	DIFF	MPH	TIME OF DAY
1 -	3:11.383	19.546	55.84	14:44:57.463
2 -	2:57.540 (3)	5.703	60.20	14:47:55.003
3 -	2:54.375 (2)	2.538	61.29	14:50:49.378
4 -	2:58.605	6.768	59.84	14:53:47.983
5 -	2:51.837 (1)		62.19	14:56:39.820

DIFF = Difference To Personal Best Lap

P22 45 PETTMAN / PETTMAN				
LAP	LAP TIME	DIFF	MPH	TIME OF DAY
1 -	3:15.031 (3)	14.520	54.80	14:45:01.111
2 -	3:09.205	8.694	56.48	14:48:10.316
3 -	3:00.511 (1)		59.21	14:51:10.827
4 -	3:07.430 (2)	6.919	57.02	14:54:18.257

P23 30 JAMES / JAMES				
LAP	LAP TIME	DIFF	MPH	TIME OF DAY
1 -	4:00.665	46.852	44.41	14:45:46.745
2 -	3:20.632 (3)	6.819	53.27	14:49:07.377
3 -	3:15.450 (2)	1.637	54.68	14:52:22.827
4 -	3:13.813 (1)		55.14	14:55:36.640

P24 36 WALFORD / DUPLOCK				
LAP	LAP TIME	DIFF	MPH	TIME OF DAY
1 -	3:19.410 (3)	11.804	53.59	14:45:05.490
2 -	3:10.284 (2)	2.678	56.16	14:48:15.774
3 -	3:07.606 (1)		56.97	14:51:23.380

P25 132 HORSPOLE / KNAPTON				
LAP	LAP TIME	DIFF	MPH	TIME OF DAY
1 -	3:04.846 (1)		57.82	14:44:50.926

Weather / Track : Rain / Wet

BMCRG-MRO Championships 2013, Snetterton 300-Rnd 1

RBK/BMCRG F1 & F2 Sidecars

RACE 14 - GRID

ROW 13			3:04.846	132	HORSPOLE / KNAPTON		
ROW 12	9:37.300	36	WALFORD / DUPLOCK	13:50.560	30	JAMES / JAMES	
ROW 11		12:32.177	45	PETTMAN / PETTMAN	14:53.740	58	KIRK / McARDLE
ROW 10	14:52.860	5	BIGGS / BIGGS	14:50.436	25	MacLAURIN / HOPE	
ROW 9		14:45.971	195	SIRRELL / WAREHAM	14:32.926	111	CABLE / PAWSEY
ROW 8	14:30.310	14	CHRISTIE / CHRISTIE	14:28.118	8	ILARIA / PILMOOR-BRADY	
ROW 7		14:24.892	92	HILDIGE / DEELEY	14:15.522	33	LUMLEY / WHITNALL
ROW 6	14:09.985	48	RYDER / SHARP	13:50.046	17	LINES / CONN	
ROW 5		13:49.519	110	CABLE / LAWRENCE	13:46.823	51	TURNER / SAUNDERS
ROW 4	13:36.127	4	LOCKEY / CAPEWELL	13:29.077	88	LONGMORE / LONGMORE	
ROW 3		13:21.210	95	REMNANT / SKINNER	13:20.468	11	NICHOLLS / MOORE
ROW 2	13:15.306	57	BROWN / ANDERSON	12:37.971	32	WRIGHT / HULL	
ROW 1		12:29.314	100	STEVENS / CHARLWOOD	12:29.172	333	HEGARTY / LAWSON

Pole

Snetterton 300
Circuit Length = 2.9689 miles

These results are provisional until the conclusion of any judicial and technical matters.

Clerk Of Course :

Timekeeper :



BMCRC ThunderbikeUK & Thunderbike Extreme

**Round 1
Snetterton 300**

23rd & 24th March 2013



Results Provided by Timing Solutions Ltd
www.tsl-timing.com

BMCRC-MRO Championships 2013, Snetterton 300-Rnd 1

BMCRC ThunderbikeUK & Thunderbike Extreme

QUALIFYING - CLASSIFICATION

POS	NO	CL	PIC NAME	R	ENTRY	TIME	ON	LAPS	GAP	DIFF	MPH
1	15		1 Adam CROSS		Suzuki - G C Haulage	2:30.261	2	5			71.13
2	43		2 Colin WALKEY		Kawasaki -	2:33.343	3	3	3.082	3.082	69.70
3	33	E	1 Andrew COLLINS	R	Triumph - Clive Wood Racing	2:34.313	5	5	4.052	0.970	69.26
4	20		3 Adam NELSON		Ducati - Desmowerx	2:35.431	5	5	5.170	1.118	68.76
5	77		4 David MAY		Ducati - STS	2:36.707	1	1	6.446	1.276	68.20
6	68	E	2 Gary RODWELL		Suzuki - AJ Maintenance	2:36.839	3	3	6.578	0.132	68.14
7	40		5 David SHELVEY		Suzuki - Seton Tuning	2:37.118	3	3	6.857	0.279	68.02
8	87	E	3 Robert EYRE		Ducati - Desmowerx	2:43.516	4	4	13.255	6.398	65.36
9	93	E	4 Ben MILLS		Yamaha - Fairoak	2:44.695	4	4	14.434	1.179	64.89
10	34	E	5 Daniel STUART	R	Yamaha - First Business Finance	2:49.363	2	2	19.102	4.668	63.10
11	254	E	6 Rick WINDAS		Ducati -	2:49.440	4	5	19.179	0.077	63.07
12	116	E	7 Tom SCHOFIELD	R	Ducati - L&S Interiors	2:51.432	3	4	21.171	1.992	62.34
13	91		6 Steve PARROTT		Tigcraft - Stoneways Insurance	2:52.381	3	4	22.120	0.949	62.00
14	11		7 George LAWSON		Suzuki - IES & Steeltech	2:53.440	5	5	23.179	1.059	61.62
15	121		8 Roger MARSH		Suzuki -	2:54.385	2	3	24.124	0.945	61.29
16	2		9 Gabrielle BURNE		Suzuki - LS2 helmets/Ravenol	2:58.288	5	5	28.027	3.903	59.94
17	94	E	8 Matthew HORLER	R	Kawasaki -	2:59.252	5	5	28.991	0.964	59.62
18	81		10 Malvern MAY		Honda -	3:00.738	3	5	30.477	1.486	59.13
19	54	E	9 Paul FULLICK	R	Yamaha -	3:02.581	3	3	32.320	1.843	58.53
20	19		11 Paul DAVIES	R	Kawasaki - L J Racing	3:05.483	4	4	35.222	2.902	57.62
21	49	E	10 Rob BEAN		Spondon - Streelfighters	3:06.000	1	1	35.739	0.517	57.46
22	5	E	11 Nick BISHOP	R	Suzuki -	3:08.997	3	3	38.736	2.997	56.55
23	61		12 Oliver FOOKS		Ducati - ELP Racing	3:17.600	2	2	47.339	8.603	54.08
24	32		13 Thomas WILLIAMS	R	Honda -	3:19.646	4	4	49.385	2.046	53.53
25	58		14 Steve YOUNG		Kawasaki - Cadmatic	3:24.744	2	2	54.483	5.098	52.20
26	78		15 Peter DAVIS	R	Ducati -	3:49.340	2	3	1:19.079	24.596	46.60
27	29		16 Gary JONES		Kawasaki -	3:54.405	1	1	1:24.144	5.065	45.59
28	85	E	12 James ROBINSON		Ducati -			0			

Snetterton 300

Circuit Length = 2.9689 miles

Start: 10:40 Flag 10:53 End: 10:57

Weather / Track : Snow / Wet

These results are provisional until the conclusion of any judicial and technical matters.

Clerk Of Course :	Timekeeper :
-------------------	--------------

Results can be found at www.tsl-timing.com

Printed - 10:58 Saturday, 23 March 2013



BMCRC-MRO Championships 2013, Snetterton 300-Rnd 1

BMCRC ThunderbikeUK & Thunderbike Extreme

QUALIFYING - LAP ANALYSIS

DIFF = Difference To Personal Best Lap

P1 15 Adam CROSS				
LAP	LAP TIME	DIFF	MPH	TIME OF DAY

1 -	2:39.830	9.569	66.87	10:43:05.896
2 -	2:30.261 (1)		71.13	10:45:36.157
3 -	2:39.820	9.559	66.87	10:48:15.977
4 -	2:33.251	2.990	69.74	10:50:49.228
5 -	2:30.306 (2)	0.045	71.10	10:53:19.534

P2 43 Colin WALKEY				
LAP	LAP TIME	DIFF	MPH	TIME OF DAY

1 -	2:45.396 (3)	12.053	64.62	10:43:16.473
2 -	2:42.041 (2)	8.698	65.95	10:45:58.514
3 -	2:33.343 (1)		69.70	10:48:31.857

P3 33 Andrew COLLINS				
LAP	LAP TIME	DIFF	MPH	TIME OF DAY

1 -	3:04.345	30.032	57.97	10:43:47.273
2 -	2:52.643	18.330	61.90	10:46:39.916
3 -	2:38.831 (3)	4.518	67.29	10:49:18.747
4 -	2:36.543 (2)	2.230	68.27	10:51:55.290
5 -	2:34.313 (1)		69.26	10:54:29.603

P4 20 Adam NELSON				
LAP	LAP TIME	DIFF	MPH	TIME OF DAY

1 -	3:12.374	36.943	55.55	10:43:46.762
2 -	2:53.957	18.526	61.44	10:46:40.719
3 -	2:42.461 (3)	7.030	65.78	10:49:23.180
4 -	2:39.229 (2)	3.798	67.12	10:52:02.409
5 -	2:35.431 (1)		68.76	10:54:37.840

P5 77 David MAY				
LAP	LAP TIME	DIFF	MPH	TIME OF DAY

1 -	2:36.707 (1)		68.20	10:43:05.803
-----	---------------------	--	--------------	---------------------

P6 68 Gary RODWELL				
LAP	LAP TIME	DIFF	MPH	TIME OF DAY

1 -	2:46.597 (3)	9.758	64.15	10:43:16.763
2 -	2:37.815 (2)	0.976	67.72	10:45:54.578
3 -	2:36.839 (1)		68.14	10:48:31.417

P7 40 David SHELVEY				
LAP	LAP TIME	DIFF	MPH	TIME OF DAY

1 -	2:49.180 (3)	12.062	63.17	10:44:07.219
2 -	2:39.993 (2)	2.875	66.80	10:46:47.212
3 -	2:37.118 (1)		68.02	10:49:24.330

P8 87 Robert EYRE				
LAP	LAP TIME	DIFF	MPH	TIME OF DAY

1 -	3:07.702	24.186	56.94	10:43:46.772
2 -	2:57.604 (3)	14.088	60.17	10:46:44.376

DIFF = Difference To Personal Best Lap

3 -	2:45.731 (2)	2.215	64.49	10:49:30.107
4 -	2:43.516 (1)		65.36	10:52:13.623

P9 93 Ben MILLS				
LAP	LAP TIME	DIFF	MPH	TIME OF DAY

1 -	3:05.818	21.123	57.51	10:43:42.602
2 -	2:50.171 (3)	5.476	62.80	10:46:32.773
3 -	2:47.231 (2)	2.536	63.91	10:49:20.004
4 -	2:44.695 (1)		64.89	10:52:04.699

P10 34 Daniel STUART				
LAP	LAP TIME	DIFF	MPH	TIME OF DAY

1 -	3:03.949 (2)	14.586	58.10	10:43:42.688
2 -	2:49.363 (1)		63.10	10:46:32.051

P11 254 Rick WINDAS				
LAP	LAP TIME	DIFF	MPH	TIME OF DAY

1 -	3:03.233	13.793	58.33	10:44:51.307
2 -	2:56.779 (3)	7.339	60.46	10:47:48.086
3 -	2:53.864	4.424	61.47	10:50:41.950
4 -	2:49.440 (1)		63.07	10:53:31.390
5 -	2:53.235 (2)	3.795	61.69	10:56:24.625

P12 116 Tom SCHOFIELD				
LAP	LAP TIME	DIFF	MPH	TIME OF DAY

1 -	3:09.021 (3)	17.589	56.54	10:43:48.974
2 -	2:57.556	6.124	60.19	10:46:46.530
3 -	2:51.432 (1)		62.34	10:49:37.962
4 -	2:52.124 (2)	0.692	62.09	10:52:30.086

P13 91 Steve PARROTT				
LAP	LAP TIME	DIFF	MPH	TIME OF DAY

1 -	3:04.894 (3)	12.513	57.80	10:43:42.345
2 -	2:57.741	5.360	60.13	10:46:40.086
3 -	2:52.381 (1)		62.00	10:49:32.467
4 -	2:53.113 (2)	0.732	61.74	10:52:25.580

P14 11 George LAWSON				
LAP	LAP TIME	DIFF	MPH	TIME OF DAY

1 -	3:17.123	23.683	54.22	10:43:57.720
2 -	3:07.518	14.078	56.99	10:47:05.238
3 -	2:57.782 (3)	4.342	60.11	10:50:03.020
4 -	2:55.935 (2)	2.495	60.75	10:52:58.955
5 -	2:53.440 (1)		61.62	10:55:52.395

P15 121 Roger MARSH				
LAP	LAP TIME	DIFF	MPH	TIME OF DAY

1 -	2:59.526	5.141	59.53	10:44:49.790
2 -	2:54.385 (1)		61.29	10:47:44.175
3 -	2:54.522 (2)	0.137	61.24	10:50:38.697

Weather / Track : Snow / Wet

Results can be found at www.tsl-timing.com



Page 1 of 2



Snetterton 300
Circuit Length = 2.9689 miles
Start: 10:40 Flag 10:53 End: 10:57

Printed - 11:00 Saturday, 23 March 2013



BMCRC-MRO Championships 2013, Snetterton 300-Rnd 1

BMCRC ThunderbikeUK & Thunderbike Extreme

QUALIFYING - LAP ANALYSIS

DIFF = Difference To Personal Best Lap

P16 2 Gabrielle BURNE				
LAP	LAP TIME	DIFF	MPH	TIME OF DAY
1 -	3:21.328	23.040	53.08	10:43:55.930
2 -	3:07.980	9.692	56.85	10:47:03.910
3 -	3:00.898 (2)	2.610	59.08	10:50:04.808
4 -	3:01.407 (3)	3.119	58.91	10:53:06.215
5 -	2:58.288 (1)		59.94	10:56:04.503

P17 94 Matthew HORLER				
LAP	LAP TIME	DIFF	MPH	TIME OF DAY
1 -	3:37.069	37.817	49.23	10:44:21.110
2 -	3:06.210 (3)	6.958	57.39	10:47:27.320
3 -	3:07.794	8.542	56.91	10:50:35.114
4 -	3:02.933 (2)	3.681	58.42	10:53:38.047
5 -	2:59.252 (1)		59.62	10:56:37.299

P18 81 Malvern MAY				
LAP	LAP TIME	DIFF	MPH	TIME OF DAY
1 -	3:19.847 (3)	19.109	53.48	10:43:57.386
2 -	3:07.591	6.853	56.97	10:47:04.977
3 -	3:00.738 (1)		59.13	10:50:05.715
4 -	3:02.075 (2)	1.337	58.70	10:53:07.790
5 -	3:40.280	39.542	48.52	10:56:48.070

P19 54 Paul FULLICK				
LAP	LAP TIME	DIFF	MPH	TIME OF DAY
1 -	3:28.151 (3)	25.570	51.34	10:44:13.556
2 -	3:06.137 (2)	3.556	57.42	10:47:19.693
3 -	3:02.581 (1)		58.53	10:50:22.274

P20 19 Paul DAVIES				
LAP	LAP TIME	DIFF	MPH	TIME OF DAY
1 -	3:48.509	43.026	46.77	10:44:31.268
2 -	3:19.333 (2)	13.850	53.61	10:47:50.601
3 -	3:23.143 (3)	17.660	52.61	10:51:13.744
4 -	3:05.483 (1)		57.62	10:54:19.227

P21 49 Rob BEAN				
LAP	LAP TIME	DIFF	MPH	TIME OF DAY
1 -	3:06.000 (1)		57.46	10:43:39.968

P22 5 Nick BISHOP				
LAP	LAP TIME	DIFF	MPH	TIME OF DAY
1 -	3:46.557 (3)	37.560	47.17	10:44:31.347
2 -	3:18.183 (2)	9.186	53.93	10:47:49.530
3 -	3:08.997 (1)		56.55	10:50:58.527

P23 61 Oliver FOOKS				
LAP	LAP TIME	DIFF	MPH	TIME OF DAY
1 -	3:52.770 (2)	35.170	45.91	10:44:26.273

DIFF = Difference To Personal Best Lap

2 - **3:17.600 (1)** **54.08** **10:47:43.873**

P24 32 Thomas WILLIAMS				
LAP	LAP TIME	DIFF	MPH	TIME OF DAY
1 -	3:40.906	21.260	48.38	10:44:21.100
2 -	3:23.396 (2)	3.750	52.54	10:47:44.496
3 -	3:30.402 (3)	10.756	50.79	10:51:14.898
4 -	3:19.646 (1)		53.53	10:54:34.544

P25 58 Steve YOUNG				
LAP	LAP TIME	DIFF	MPH	TIME OF DAY
1 -	3:45.218 (2)	20.474	47.45	10:44:25.359
2 -	3:24.744 (1)		52.20	10:47:50.103

P26 78 Peter DAVIS				
LAP	LAP TIME	DIFF	MPH	TIME OF DAY
1 -	4:11.513	22.173	42.49	10:49:15.307
2 -	3:49.340 (1)		46.60	10:53:04.647
3 -	3:52.792 (2)	3.452	45.91	10:56:57.439

P27 29 Gary JONES				
LAP	LAP TIME	DIFF	MPH	TIME OF DAY
1 -	3:54.405 (1)		45.59	10:44:33.234

Weather / Track : Snow / Wet

Results can be found at www.tsl-timing.com



Page 2 of 2



Snetterton 300
Circuit Length = 2.9689 miles
Start: 10:40 Flag 10:53 End: 10:57


Printed - 11:00 Saturday, 23 March 2013



BMCRC-MRO Championships 2013, Snetterton 300-Rnd 1

BMCRC ThunderbikeUK & Thunderbike Extreme

RACE 7 - GRID

ROW 7	85 James ROBINSON	29 Gary JONES	78 Peter DAVIS	58 Steve YOUNG
ROW 6	32 Thomas WILLIAMS	61 Oliver FOOKS	5 Nick BISHOP	49 Rob BEAN
ROW 5	19 Paul DAVIES	54 Paul FULLICK	81 Malvern MAY	94 Matthew HORLER
ROW 4	2 Gabrielle BURNE	121 Roger MARSH	11 George LAWSON	91 Steve PARROTT
ROW 3	116 Tom SCHOFIELD	254 Rick WINDAS	34 Daniel STUART	93 Ben MILLS
ROW 2	87 Robert EYRE	40 David SHELVEY	68 Gary RODWELL	77 David MAY
ROW 1	20 Adam NELSON	33 Andrew COLLINS	43 Colin WALKEY	15 Adam CROSS
Pole				
				

Snetterton 300
Circuit Length = 2.9689 miles

These results are provisional until the conclusion of any judicial and technical matters.

Clerk Of Course :

Timekeeper :

BMCRC-MRO Championships 2013, Snetterton 300-Rnd 1

BMCRC ThunderbikeUK & Thunderbike Extreme

RACE 7 - CLASSIFICATION

POS	NO	CL	PIC NAME	NAT	ENTRY	LAPS	TIME	GAP	DIFF	MPH	BEST	ON
1	15		1 Adam CROSS		Suzuki - G C Haulage	5	13:29.218			66.03	2:38.792	2
2	20		2 Adam NELSON		Ducati - Desmowerx	5	14:16.658	47.440	47.440	62.38	2:47.834	2
3	85	E	1 James ROBINSON		Ducati -	5	14:44.892	1:15.674	28.234	60.39	2:54.153	2
4	93	E	2 Ben MILLS		Yamaha - Fairoak	5	14:52.074	1:22.856	7.182	59.90	2:54.680	4
5	116	E	3 Tom SCHOFIELD	R	Ducati - L&S Interiors	5	14:52.407	1:23.189	0.333	59.88	2:51.989	4
6	40		3 David SHELVEY		Suzuki - Seton Tuning	5	14:55.523	1:26.305	3.116	59.67	2:53.592	2
7	87	E	4 Robert EYRE		Ducati - Desmowerx	5	15:11.524	1:42.306	16.001	58.62	2:56.416	2
8	21		4 Nathan MARSTON		Suzuki -	5	15:13.051	1:43.833	1.527	58.52	2:53.432	5
9	2		5 Gabrielle BURNE		Suzuki - LS2 helmets/Ravenol	5	15:16.532	1:47.314	3.481	58.30	2:57.264	5
10	8		6 Gerrard SPEAR		Suzuki - Team V Speed	5	15:23.428	1:54.210	6.896	57.87	3:00.476	4
11	94	E	5 Matthew HORLER	R	Kawasaki -	5	15:45.834	2:16.616	22.406	56.50	3:05.932	2
12	34	E	6 Daniel STUART	R	Yamaha - First Business Finance	5	15:51.228	2:22.010	5.394	56.18	2:59.885	2
13	54	E	7 Paul FULLICK	R	Yamaha -	5	15:55.232	2:26.014	4.004	55.94	3:05.843	3
14	254	E	8 Rick WINDAS		Ducati -	5	16:06.137	2:36.919	10.905	55.31	3:10.406	4
15	91		7 Steve PARROTT		Tigcraft - Stoneways Insurance	5	16:16.057	2:46.839	9.920	54.75	3:12.029	2
16	11		8 George LAWSON		Suzuki - IES & Steeltech	4	13:32.290	1 Lap	1 Lap	52.63	3:14.365	3
17	5	E	9 Nick BISHOP	R	Suzuki -	4	13:50.823	1 Lap	18.533	51.45	3:23.592	4
18	32		9 Thomas WILLIAMS	R	Honda -	4	14:09.813	1 Lap	18.990	50.30	3:20.876	4
19	44	E	10 Denzil DAVIES		Yamaha -	4	14:18.170	1 Lap	8.357	49.81	3:29.765	4
20	61		10 Oliver FOOKS		Ducati - ELP Racing	4	14:54.953	1 Lap	36.783	47.77	3:41.084	2

NOT CLASSIFIED

DNF	81		11 Malvern MAY		Honda -	4	13:15.254	1 Lap		53.75	3:10.565	3
DNF	68	E	11 Gary RODWELL		Suzuki - AJ Maintenance	1	2:53.173	4 Laps	3 Laps	61.71	2:53.173	1
DNF	58		12 Steve YOUNG		Kawasaki - Cadmatic	0						
DNF	19		13 Paul DAVIES	R	Kawasaki - L J Racing	0						
DNF	60		14 Chris GREEN		Honda -	0						
DNF	49	E	12 Rob BEAN		Spondon - Streetfighters	0						
DNF	43		15 Colin WALKER		Kawasaki - ELP Racing	0						
DNF	77		16 David MAY		Ducati - STS	0						
DNF	33	E	13 Andrew COLLINS	R	Triumph - Clive Wood Racing	0						
DNF	78		17 Peter DAVIS	R	Ducati -	0						

FASTEST LAP

	15		Adam CROSS		Suzuki - G C Haulage	2	2:38.792			67.30 mph	108.32 kph	
	116	E	Tom SCHOFIELD	R	Ducati - L&S Interiors	4	2:51.989			62.14 mph	100.01 kph	

Weather / Track : Rain / Wet

These results are provisional until the conclusion of any judicial and technical matters.

Snetterton 300

Circuit Length = 2.9689 miles

Start: 15:04 Flag 15:17 End: 15:22

Clerk Of Course :	Timekeeper :
-------------------	--------------

Results can be found at www.tsl-timing.com

Printed - 15:26 Saturday, 23 March 2013



BMCRC-MRO Championships 2013, Snetterton 300-Rnd 1

BMCRC ThunderbikeUK & Thunderbike Extreme

RACE 7 - LAP CHART

LAP 1		
NO	BEHIND	LAP TIME

15		2:42.232
68	10.941	2:53.173
20	13.354	2:55.586
40	17.567	2:59.799
85	22.103	3:04.335
93	24.021	3:06.253
87	24.154	3:06.386
34	27.481	3:09.713
116	28.493	3:10.725
94	29.721	3:11.953
2	31.098	3:13.330
254	31.237	3:13.469
91	31.495	3:13.727
8	32.383	3:14.615
54	36.030	3:18.262
21	36.805	3:19.037
81	44.420	3:26.652
11	51.237	3:33.469
5	51.956	3:34.188
61	1:01.248	3:43.480
32	1:02.348	3:44.580
44	1:03.965	3:46.197

LAP 2		
NO	BEHIND	LAP TIME

15		2:38.792
20	22.396	2:47.834
40	32.367	2:53.592
85	37.464	2:54.153
93	41.449	2:56.220
87	41.778	2:56.416
116	46.066	2:56.365
34	48.574	2:59.885
2	52.700	3:00.394
94	56.861	3:05.932
8	57.368	3:03.777
21	59.257	3:01.244
91	1:04.732	3:12.029
254	1:05.370	3:12.925
54	1:05.623	3:08.385
81	1:22.585	3:16.957
11	1:33.624	3:21.179
5	1:40.634	3:27.470
44	1:57.399	3:32.226
61	2:03.540	3:41.084
32	2:04.254	3:40.698

LAP 3		
NO	BEHIND	LAP TIME

15		2:39.961
20	32.436	2:50.001
40	54.828	3:02.422
85	55.144	2:57.641
93	59.611	2:58.123

116	1:02.805	2:56.700
87	1:03.721	3:01.904
2	1:16.229	3:03.490
21	1:18.804	2:59.508
34	1:19.068	3:10.455
8	1:19.331	3:01.924
94	1:24.843	3:07.943
54	1:31.505	3:05.843
254	1:36.513	3:11.104
91	1:36.936	3:12.165
81	1:53.189	3:10.565
11	2:08.028	3:14.365
5	2:26.246	3:25.573

LAP 4		
NO	BEHIND	LAP TIME

15		2:43.999
44	1 Lap	3:29.982
32	1 Lap	3:23.659
61	1 Lap	3:46.820
20		37.976
85		1:05.660
40		1:09.819
93		1:10.292
116		1:10.795
87		1:23.077
2		1:34.284
21		1:34.635
8		1:35.808
34		1:47.908
94		1:50.302
54		1:57.878
254		2:02.920
91		2:06.450
81		2:30.270

LAP 5		
NO	BEHIND	LAP TIME

15		2:44.234
11	1 Lap	3:23.277
5	1 Lap	3:23.592
32	1 Lap	3:20.876
20		47.440
44	1 Lap	3:29.765
85		1:15.674
93		1:22.856
116		1:23.189
61	1 Lap	3:43.569
40		1:26.305
87		1:42.306
21		1:43.833
2		1:47.314
8		1:54.210
94		2:16.616
34		2:22.010
54		2:26.014
254		2:36.919
91		2:46.839

Weather / Track : Rain / Wet

Results can be found at www.tsl-timing.com



Snetterton 300
Circuit Length = 2.9689 miles
Start: 15:04 Flag 15:17 End: 15:22

Printed - 15:31 Saturday, 23 March 2013



BMCRC-MRO Championships 2013, Snetterton 300-Rnd 1

BMCRC ThunderbikeUK & Thunderbike Extreme

RACE 7 - LAP ANALYSIS

DIFF = Difference To Personal Best Lap

P1 15 Adam CROSS				
LAP	LAP TIME	DIFF	MPH	TIME OF DAY
1 -	2:42.232	3.440	65.88	15:06:43.717
2 -	2:38.792 (1)		67.30	15:09:22.509
3 -	2:39.961 (2)	1.169	66.81	15:12:02.470
4 -	2:43.999 (3)	5.207	65.17	15:14:46.469
5 -	2:44.234	5.442	65.07	15:17:30.703

P2 20 Adam NELSON				
LAP	LAP TIME	DIFF	MPH	TIME OF DAY
1 -	2:55.586	7.752	60.87	15:06:57.071
2 -	2:47.834 (1)		63.68	15:09:44.905
3 -	2:50.001	2.167	62.87	15:12:34.906
4 -	2:49.539 (2)	1.705	63.04	15:15:24.445
5 -	2:53.698 (3)	5.864	61.53	15:18:18.143

P3 85 James ROBINSON				
LAP	LAP TIME	DIFF	MPH	TIME OF DAY
1 -	3:04.335	10.182	57.98	15:07:05.820
2 -	2:54.153 (1)		61.37	15:09:59.973
3 -	2:57.641	3.488	60.16	15:12:57.614
4 -	2:54.515	0.362	61.24	15:15:52.129
5 -	2:54.248 (2)	0.095	61.33	15:18:46.377

P4 93 Ben MILLS				
LAP	LAP TIME	DIFF	MPH	TIME OF DAY
1 -	3:06.253	11.573	57.38	15:07:07.738
2 -	2:56.220 (2)	1.540	60.65	15:10:03.958
3 -	2:58.123	3.443	60.00	15:13:02.081
4 -	2:54.680 (1)		61.18	15:15:56.761
5 -	2:56.798 (3)	2.118	60.45	15:18:53.559

P5 116 Tom SCHOFIELD				
LAP	LAP TIME	DIFF	MPH	TIME OF DAY
1 -	3:10.725	18.736	56.03	15:07:12.210
2 -	2:56.365 (2)	4.376	60.60	15:10:08.575
3 -	2:56.700	4.711	60.48	15:13:05.275
4 -	2:51.989 (1)		62.14	15:15:57.264
5 -	2:56.628 (3)	4.639	60.51	15:18:53.892

P6 40 David SHELVEY				
LAP	LAP TIME	DIFF	MPH	TIME OF DAY
1 -	2:59.799	6.207	59.44	15:07:01.284
2 -	2:53.592 (1)		61.57	15:09:54.876
3 -	3:02.422	8.830	58.58	15:12:57.298
4 -	2:58.990 (2)	5.398	59.71	15:15:56.288
5 -	3:00.720 (3)	7.128	59.14	15:18:57.008

P7 87 Robert EYRE				
LAP	LAP TIME	DIFF	MPH	TIME OF DAY
1 -	3:06.386	9.970	57.34	15:07:07.871

DIFF = Difference To Personal Best Lap

2 -	2:56.416 (1)		60.58	15:10:04.287
3 -	3:01.904 (2)	5.488	58.75	15:13:06.191
4 -	3:03.355 (3)	6.939	58.29	15:16:09.546
5 -	3:03.463	7.047	58.25	15:19:13.009

P8 21 Nathan MARSTON				
LAP	LAP TIME	DIFF	MPH	TIME OF DAY
1 -	3:19.037	25.605	53.69	15:07:20.522
2 -	3:01.244	7.812	58.97	15:10:21.766
3 -	2:59.508 (2)	6.076	59.54	15:13:21.274
4 -	2:59.830 (3)	6.398	59.43	15:16:21.104
5 -	2:53.432 (1)		61.62	15:19:14.536

P9 2 Gabrielle BURNE				
LAP	LAP TIME	DIFF	MPH	TIME OF DAY
1 -	3:13.330	16.066	55.28	15:07:14.815
2 -	3:00.394 (2)	3.130	59.24	15:10:15.209
3 -	3:03.490	6.226	58.24	15:13:18.699
4 -	3:02.054 (3)	4.790	58.70	15:16:20.753
5 -	2:57.264 (1)		60.29	15:19:18.017

P10 8 Gerrard SPEAR				
LAP	LAP TIME	DIFF	MPH	TIME OF DAY
1 -	3:14.615	14.139	54.91	15:07:16.100
2 -	3:03.777	3.301	58.15	15:10:19.877
3 -	3:01.924 (2)	1.448	58.75	15:13:21.801
4 -	3:00.476 (1)		59.22	15:16:22.277
5 -	3:02.636 (3)	2.160	58.52	15:19:24.913

P11 94 Matthew HORLER				
LAP	LAP TIME	DIFF	MPH	TIME OF DAY
1 -	3:11.953	6.021	55.68	15:07:13.438
2 -	3:05.932 (1)		57.48	15:10:19.370
3 -	3:07.943 (2)	2.011	56.86	15:13:27.313
4 -	3:09.458 (3)	3.526	56.41	15:16:36.771
5 -	3:10.548	4.616	56.09	15:19:47.319

P12 34 Daniel STUART				
LAP	LAP TIME	DIFF	MPH	TIME OF DAY
1 -	3:09.713 (2)	9.828	56.33	15:07:11.198
2 -	2:59.885 (1)		59.41	15:10:11.083
3 -	3:10.455 (3)	10.570	56.11	15:13:21.538
4 -	3:12.839	12.954	55.42	15:16:34.377
5 -	3:18.336	18.451	53.88	15:19:52.713

P13 54 Paul FULLICK				
LAP	LAP TIME	DIFF	MPH	TIME OF DAY
1 -	3:18.262	12.419	53.90	15:07:19.747
2 -	3:08.385 (2)	2.542	56.73	15:10:28.132
3 -	3:05.843 (1)		57.51	15:13:33.975
4 -	3:10.372 (3)	4.529	56.14	15:16:44.347
5 -	3:12.370	6.527	55.56	15:19:56.717

Weather / Track : Rain / Wet

Results can be found at www.tsl-timing.com



Page 1 of 2



Snetterton 300
Circuit Length = 2.9689 miles
Start: 15:04 Flag 15:17 End: 15:22

Printed - 15:31 Saturday, 23 March 2013



BMCRC-MRO Championships 2013, Snetterton 300-Rnd 1

BMCRC ThunderbikeUK & Thunderbike Extreme

RACE 7 - LAP ANALYSIS

DIFF = Difference To Personal Best Lap

P14 254 Rick WINDAS				
LAP	LAP TIME	DIFF	MPH	TIME OF DAY
1 -	3:13.469	3.063	55.24	15:07:14.954
2 -	3:12.925 (3)	2.519	55.40	15:10:27.879
3 -	3:11.104 (2)	0.698	55.92	15:13:38.983
4 -	3:10.406 (1)		56.13	15:16:49.389
5 -	3:18.233	7.827	53.91	15:20:07.622

P15 91 Steve PARROTT				
LAP	LAP TIME	DIFF	MPH	TIME OF DAY
1 -	3:13.727	1.698	55.17	15:07:15.212
2 -	3:12.029 (1)		55.65	15:10:27.241
3 -	3:12.165 (2)	0.136	55.61	15:13:39.406
4 -	3:13.513 (3)	1.484	55.23	15:16:52.919
5 -	3:24.623	12.594	52.23	15:20:17.542

P16 11 George LAWSON				
LAP	LAP TIME	DIFF	MPH	TIME OF DAY
1 -	3:33.469	19.104	50.06	15:07:34.954
2 -	3:21.179 (2)	6.814	53.12	15:10:56.133
3 -	3:14.365 (1)		54.98	15:14:10.498
4 -	3:23.277 (3)	8.912	52.57	15:17:33.775

P17 5 Nick BISHOP				
LAP	LAP TIME	DIFF	MPH	TIME OF DAY
1 -	3:34.188	10.596	49.90	15:07:35.673
2 -	3:27.470 (3)	3.878	51.51	15:11:03.143
3 -	3:25.573 (2)	1.981	51.99	15:14:28.716
4 -	3:23.592 (1)		52.49	15:17:52.308

P18 32 Thomas WILLIAMS				
LAP	LAP TIME	DIFF	MPH	TIME OF DAY
1 -	3:44.580	23.704	47.59	15:07:46.065
2 -	3:40.698 (3)	19.822	48.42	15:11:26.763
3 -	3:23.659 (2)	2.783	52.48	15:14:50.422
4 -	3:20.876 (1)		53.20	15:18:11.298

P19 44 Denzil DAVIES				
LAP	LAP TIME	DIFF	MPH	TIME OF DAY
1 -	3:46.197	16.432	47.25	15:07:47.682
2 -	3:32.226 (3)	2.461	50.36	15:11:19.908
3 -	3:29.982 (2)	0.217	50.89	15:14:49.890
4 -	3:29.765 (1)		50.95	15:18:19.655

P20 61 Oliver FOOKS				
LAP	LAP TIME	DIFF	MPH	TIME OF DAY
1 -	3:43.480 (2)	2.396	47.82	15:07:44.965
2 -	3:41.084 (1)		48.34	15:11:26.049
3 -	3:46.820	5.736	47.12	15:15:12.869
4 -	3:43.569 (3)	2.485	47.80	15:18:56.438

DIFF = Difference To Personal Best Lap

P21 81 Malvern MAY				
LAP	LAP TIME	DIFF	MPH	TIME OF DAY
1 -	3:26.652	16.087	51.72	15:07:28.137
2 -	3:16.957 (2)	6.392	54.26	15:10:45.094
3 -	3:10.565 (1)		56.08	15:13:55.659
4 -	3:21.080 (3)	10.515	53.15	15:17:16.739

P22 68 Gary RODWELL				
LAP	LAP TIME	DIFF	MPH	TIME OF DAY
1 -	2:53.173 (1)		61.71	15:06:54.658

Weather / Track : Rain / Wet

Results can be found at www.tsl-timing.com



Page 2 of 2



Snetterton 300
Circuit Length = 2.9689 miles
Start: 15:04 Flag 15:17 End: 15:22


Printed - 15:31 Saturday, 23 March 2013



BMCRC-MRO Championships 2013, Snetterton 300-Rnd 1

BMCRC ThunderbikeUK & Thunderbike Extreme

RACE 15 - GRID

ROW 8	78	Peter DAVIS	33	Andrew COLLINS								
ROW 7	77	David MAY	43	Colin WALKEY	49	Rob BEAN	60	Chris GREEN				
ROW 6	19	Paul DAVIES	58	Steve YOUNG	2:53.173	68	Gary RODWELL	13:15.254	81	Malvern MAY		
ROW 5	61	14:54.953	Oliver FOOKS	44	14:18.170	Denzil DAVIES	32	14:09.813	Thomas WILLIAMS	5	13:50.823	Nick BISHOP
ROW 4	11	13:32.290	George LAWSON	91	16:16.057	Steve PARROTT	254	16:06.137	Rick WINDAS	54	15:55.232	Paul FULLICK
ROW 3	34	15:51.228	Daniel STUART	94	15:45.834	Matthew HORLER	8	15:23.428	Gerrard SPEAR	2	15:16.532	Gabrielle BURNE
ROW 2	21	15:13.051	Nathan MARSTON	87	15:11.524	Robert EYRE	40	14:55.523	David SHELVEY	116	14:52.407	Tom SCHOFIELD
ROW 1	93	14:52.074	Ben MILLS	85	14:44.892	James ROBINSON	20	14:16.658	Adam NELSON	15	13:29.218	Adam CROSS
Pole												
												

Snetterton 300
Circuit Length = 2.9689 miles

These results are provisional until the conclusion of any judicial and technical matters.

Clerk Of Course :

Timekeeper :