


BMCRC – MRO Championships 2011

26th & 27th March 2011

Snetterton 300



Results by RS Sports Timing



BMCRC – MRO Championships 2011

26th & 27th March 2011

Snetterton 300

BMCRC Rookie 600



Results by RS Sports Timing



2 - BMCRC - MRO CHAMPIONSHIPS 2011

Sorted on Best Lap time

ROOKIE 600 & ROOKIE 1000

SNETTERTON 300 2.969 Miles

PRACTICE

26/03/2011 09:00

Practice started at 9:00:45

Pos	No.	Name	Bike	Best Tm	Diff	Lap Speed	In Lap	Laps	Sponsor
1	91	Wesley Crozier		2:07.949		83.534	4	5	
2	79	Scott Hudson	Yamaha R6 600	2:08.893	0.944	82.922	3	5	
3	47	Tim Cripps	BMW SRR 1000	2:09.788	1.839	82.350	1	2	HM Racing
4	60	Ian Pearson	Yamaha R1 1000	2:12.076	4.127	80.923	5	5	
5	12	Philip Mulvenna	Triumph 675	2:12.549	4.600	80.635	4	5	
6	77	John Aitken	Suzuki GSXR 1000	2:13.076	5.127	80.315	4	4	
7	34	Greg Wright	Honda CBR 600	2:13.403	5.454	80.118	4	4	NESO-IT
8	58	Corry Hampson	Suzuki GSXR 600	2:15.179	7.230	79.066	2	4	
9	70	Mark Cole	Yamaha R6 600	2:15.184	7.235	79.063	3	3	
10	57	Robert Goodall	Triumph 675	2:15.353	7.404	78.964	5	5	
11	37	Aldo Morello	Yamaha R1 1000	2:15.481	7.532	78.890	4	4	M&M
12	50	Aaron Drzystek	Suzuki GSXR 600	2:15.575	7.626	78.835	5	5	
13	100	Daniel Helyer	Suzuki GSXR 600	2:15.694	7.745	78.766	2	3	
14	64	Matt Ogden	Honda CBR 600	2:16.355	8.406	78.384	4	4	
15	74	Tim Todd	Yamaha R6 600	2:16.607	8.658	78.239	3	4	
16	31	Jay Budgen	Yamaha R6 600	2:16.765	8.816	78.149	1	3	CMS Coachworks/Metropex Gro
17	66	Ales Bastl	Honda CBR 1000	2:17.341	9.392	77.821	3	5	
18	61	Stephen Root		2:17.491	9.542	77.736	2	4	
19	55	Max Starr	Triumph 675	2:17.900	9.951	77.506	4	4	
20	63	Nico Cipriano	Yamaha R6 600	2:18.953	11.004	76.918	2	2	MMC
21	76	Alaric Hanson	Yamaha R1 1000	2:19.786	11.837	76.460	4	4	Modernbuilds.com
22	185	Jamie Loveday	Honda CBR 1000	2:20.266	12.317	76.198	4	4	Insignia
23	32	Carl Power	Suzuki GSXR 1000	2:21.069	13.120	75.765	4	4	QUS Ltd
24	68	Lloyd Sutton Foster	Yamaha R6 600	2:21.643	13.694	75.458	3	4	
25	41	Trevor Hughes	Yamaha R6 600	2:22.322	14.373	75.098	4	4	TOF Racing
26	36	Ricardo Galetti	Yamaha R6 600	2:22.345	14.396	75.085	3	4	
27	49	Giles Olley	Suzuki GSXR 1000	2:22.994	15.045	74.745	4	4	
28	80	Daniel Kett	Yamaha R6 600	2:23.370	15.421	74.549	2	4	
29	93	Ben Mills	Yamaha R1 1000	2:24.130	16.181	74.156	4	4	
30	19	Martin Copping	Honda CBR 600	2:24.884	16.935	73.770	2	4	
31	67	Tim Moorhead	Kawasaki ZXR 1000	2:25.338	17.389	73.539	2	3	
32	7	Chris Dowling	Yamaha R6 600	2:25.376	17.427	73.520	3	4	
33	11	Chris Paul	Yamaha R6 600	2:26.034	18.085	73.189	4	4	
34	97	Adam Moore	Triumph 675	2:26.798	18.849	72.808	3	4	
35	5	Richard Bavin	Yamaha R6 600	2:27.214	19.265	72.602	4	4	RPB Racing
36	17	Martin Janz	Honda CBR 600	2:28.074	20.125	72.180	4	4	
37	16	Paul Bryant	Honda CBR 600	2:29.237	21.288	71.618	3	4	
38	6	Darren Higgins	Yamaha R6 600	2:30.018	22.069	71.245	4	4	
39	10	Michael Clarke	Yamaha R6 600	2:30.784	22.835	70.883	4	4	

Chief Timekeeper

Orbits

Weather/Track:-Cloudy/Dry



www.mylaps.com

Licensed to: RS Sports Timing

Printed: 26/03/2011 13:23:02

Page 1/2



2 - BMCRC - MRO CHAMPIONSHIPS 2011

Sorted on Best Lap time

ROOKIE 600 & ROOKIE 1000

SNETTERTON 300 2.969 Miles

PRACTICE

26/03/2011 09:00

Practice started at 9:00:45

Pos	No.	Name	Bike	Best Tm	Diff	Lap Speed	In Lap	Laps	Sponsor
40	83	Will Griffiths	Triumph 675	2:31.432	23.483	70.580	4	4	
41	48	Bryn Tomlinson	Suzuki GSXR 750	2:31.673	23.724	70.468	2	3	
42	38	Adam Deakin	Suzuki GSXR 600	2:34.185	26.236	69.320	4	4	
43	14	Matt Cousins	Triumph 675	2:37.077	29.128	68.043	3	3	
44	82	Guiseppe Callari	Suzuki GSXR 600	2:43.597	35.648	65.332	2	4	
45	2	Jon Burgess	Honda CBR 600	2:43.876	35.927	65.220	4	4	R&B Electronics
46	13	Ben Murphy	Yamaha R6 600	2:50.384	42.435	62.729	2	2	
47	9	Joe Ransom	Triumph 675	2:51.383	43.434	62.363	1	1	
48	33	Chris Saxby	Honda CBR 600	2:52.568	44.619	61.935	1	1	
49	73	Gowan Woolley	Yamaha R6 600	2:53.339	45.390	61.660	3	3	
50	85	Borisa Pantelic	Yamaha R6 600			-	0		
51	8	Nick Anderson	Yamaha R6 600			-	0		Tactile Signs/GKW

Chief Timekeeper

Orbits

Weather/Track:-Cloudy/Dry



www.mylaps.com

Licensed to: RS Sports Timing



2 - BMCRC - MRO CHAMPIONSHIPS 2011

ROOKIE 600 & ROOKIE 1000

SNETTERTON 300 2.969 Miles

PRACTICE

26/03/2011 09:00

Practice started at 9:00:45

(91) Wesley Crozier

1	2:27.289	+19.340
2	2:12.521	+4.572
3	2:11.174	+3.225
4	2:07.949	
5	2:10.790	+2.841

(37) Aldo Morello

1	2:33.906	+18.425
2	2:20.955	+5.474
3	2:19.280	+3.799
4	2:15.481	

(79) Scott Hudson

1	2:16.566	+7.673
2	2:10.221	+1.328
3	2:08.893	
4	2:09.700	+0.807
5	2:09.834	+0.941

(50) Aaron Drzyszek

1	2:29.138	+13.563
2	2:16.246	+0.671
3	2:17.662	+2.087
4	2:22.109	+6.534
5	2:15.575	

(47) Tim Cripps

1	2:09.788	
2	2:10.442	+0.654

(100) Daniel Helyer

1	2:21.016	+5.322
2	2:15.694	
3	2:20.801	+5.107

(60) Ian Pearson

1	2:29.605	+17.529
2	2:16.936	+4.860
3	2:15.429	+3.353
4	2:12.576	+0.500
5	2:12.076	

(64) Matt Ogden

1	2:41.231	+24.876
2	2:26.572	+10.217
3	2:19.018	+2.663
4	2:16.355	

(12) Philip Mulvenna

1	2:26.410	+13.861
2	2:18.217	+5.668
3	2:16.254	+3.705
4	2:12.549	
5	2:13.682	+1.133

(74) Tim Todd

1	2:30.130	+13.523
2	2:22.816	+6.209
3	2:16.607	
4	2:16.904	+0.297

(77) John Aitken

1	2:33.127	+20.051
2	2:19.204	+6.128
3	2:14.092	+1.016
4	2:13.076	

(31) Jay Budgen

1	2:16.765	
2	2:19.500	+2.735
3	2:18.136	+1.371

(34) Greg Wright

1	2:34.686	+21.283
2	2:17.908	+4.505
3	2:13.576	+0.173
4	2:13.403	

(66) Ales Bastl

1	2:31.995	+14.654
2	2:18.755	+1.414
3	2:17.341	
4	2:17.607	+0.266
5	2:19.014	+1.673

(58) Corry Hampson

1	2:28.191	+13.012
2	2:15.179	
3	2:15.876	+0.697
4	2:28.688	+13.509

(61) Stephen Root

1	2:26.155	+8.664
2	2:17.491	
3	2:18.531	+1.040
4	2:19.088	+1.597

(70) Mark Cole

1	2:19.038	+3.854
2	2:16.568	+1.384
3	2:15.184	

(55) Max Starr

1	2:37.153	+19.253
2	2:22.831	+4.931
3	2:19.925	+2.025
4	2:17.900	

(57) Robert Goodall

1	2:28.908	+13.555
2	2:17.073	+1.720
3	2:16.328	+0.975
4	2:22.042	+6.689
5	2:15.353	

(63) Nico Cipriano

1	2:26.335	+7.382
2	2:18.953	

(76) Alaric Hanson

1	2:38.163	+18.377
2	2:31.037	+11.251

3 2:24.603 +4.817
4 2:19.786

(185) Jamie Loveday

1	2:41.783	+21.517
2	2:27.369	+7.103
3	2:22.701	+2.435
4	2:20.266	

(32) Carl Power

1	2:44.005	+22.936
2	2:28.075	+7.006
3	2:21.359	+0.290
4	2:21.069	

(68) Lloyd Sutton Foster

1	2:37.190	+15.547
2	2:25.188	+3.545
3	2:21.643	
4	2:22.452	+0.809

(41) Trevor Hughes

1	2:43.368	+21.046
2	2:49.859	+27.537
3	2:27.776	+5.454
4	2:22.322	

(36) Ricardo Galetti

1	2:39.194	+16.849
2	2:27.898	+5.553
3	2:22.345	
4	2:22.802	+0.457

(49) Giles Olley

1	2:44.880	+21.886
2	2:29.339	+6.345
3	2:25.255	+2.261
4	2:22.994	

(80) Daniel Kett

1	2:30.639	+7.269
2	2:23.370	
3	2:23.851	+0.481
4	2:24.966	+1.596

(93) Ben Mills

1	2:37.825	+13.695
2	2:27.993	+3.863
3	2:27.527	+3.397
4	2:24.130	

(19) Martin Copping

1	2:36.589	+11.705
2	2:24.884	
3	2:27.691	+2.807
4	2:26.882	+1.998

(67) Tim Moorhead

1	2:29.017	+3.679
2	2:25.338	
3	2:25.913	+0.575

(7) Chris Dowling

1	2:40.537	+15.161
2	2:29.417	+4.041
3	2:25.376	
4	2:26.284	+0.908

(11) Chris Paul

1	2:49.970	+23.936
2	2:35.032	+8.998
3	2:30.203	+4.169
4	2:26.034	

(97) Adam Moore

1	2:32.263	+5.465
2	2:27.648	+0.850
3	2:26.798	
4	2:29.556	+2.758

(5) Richard Bavin

1	2:37.659	+10.445
2	2:30.792	+3.578
3	2:27.852	+0.638
4	2:27.214	

(17) Martin Janz

1	2:47.598	+19.524
2	2:35.314	+7.240
3	2:31.576	+3.502
4	2:28.074	

(16) Paul Bryant

1	2:37.805	+8.568
2	2:30.357	+1.120
3	2:29.237	
4	2:30.270	+1.033

(6) Darren Higgins

1	2:48.519	+18.501
2	2:37.165	+7.147
3	2:33.381	+3.363
4	2:30.018	

(10) Michael Clarke

1	2:44.860	+14.076
2	2:31.549	+0.765
3	2:31.277	+0.493
4	2:30.784	

(83) Will Griffiths

1	2:43.997	+12.565
2	2:35.534	+4.102
3	2:32.274	+0.842
4	2:31.432	

(48) Bryn Tomlinson

1	2:40.907	+9.234
2	2:31.673	
3	2:58.765	+27.092

(38) Adam Deakin

1	2:50.452	+16.267
2	2:42.065	+7.880

3 2:35.571 +1.386
4 2:34.185

(14) Matt Cousins

1	2:50.254	+13.177
2	2:38.256	+1.179
3	2:37.077	

(82) Guiseppe Callari

1	2:44.678	+1.081
2	2:43.597	
3	2:50.716	+7.119
4	2:52.995	+9.398

(2) Jon Burgess

1	3:00.638	+16.762
2	2:49.269	+5.393
3	2:47.813	+3.937
4	2:43.876	

(13) Ben Murphy

1	2:56.686	+6.302
2	2:50.384	

(9) Joe Ransom

1	2:51.383	
---	----------	--

(33) Chris Saxby

1	2:52.568	
---	----------	--

(73) Gowan Woolley

1	3:11.901	+18.562
2	2:55.978	+2.639
3	2:53.339	

Chief Timekeeper

Weather/Track:-Cloudy/Dry



Orbits

www.mylaps.com

Licensed to: RS Sports Timing



2 - BMCRC - MRO CHAMPIONSHIPS 2011

Sorted on Laps

BMCRC ROOKIE 600

SNETTERTON 300 2.969 Miles

RACE 1

26/03/2011 11:35

Race (5 Laps) started at 11:35:36

Pos	No.	Name	T	Bike	Laps	Total Tm	Diff	Avg. Speed	Best Tm Lap	Lap Speed	Sponsor	
1	79	Scott Hudson		Yamaha R6 600	5	10:36.329		83.982	2:05.633	2	85.074	
2	21	Louis O'Regan	M	Honda CBR 600	5	10:54.119	17.790	81.698	2:06.731	4	84.336	
3	31	Jay Budgen	P	Yamaha R6 600	5	10:58.185	21.856	81.193	2:08.214	4	83.361	CMS Coachworks/Metropex Group
4	8	Nick Anderson	Mtz	Yamaha R6 600	5	10:59.754	23.425	81.000	2:08.721	5	83.033	Tactile Signs/GKW
5	12	Philip Mulvenna	M	Triumph 675	5	11:04.543	28.214	80.416	2:10.019	5	82.204	
6	57	Robert Goodall	P	Triumph 675	5	11:05.664	29.335	80.281	2:10.269	3	82.046	
7	74	Tim Todd		Yamaha R6 600	5	11:07.467	31.138	80.064	2:11.965	3	80.991	
8	34	Greg Wright		Honda CBR 600	5	11:10.658	34.329	79.683	2:08.629	4	83.092	NESO-IT
9	11	Chris Paul	P	Yamaha R6 600	5	11:23.146	46.817	78.227	2:13.282	5	80.191	
10	33	Chris Saxby	P	Honda CBR 600	5	11:23.604	47.275	78.174	2:11.069	5	81.545	
11	124	Jed Angles		Triumph 675	5	11:24.693	48.364	78.050	2:10.672	4	81.793	
12	55	Max Starr		Triumph 675	5	11:29.740	53.411	77.479	2:14.661	3	79.370	
13	68	Lloyd Sutton Foster	Mtz	Yamaha R6 600	5	11:29.905	53.576	77.460	2:13.835	2	79.860	
14	100	Daniel Helyer	P	Suzuki GSXR 600	5	11:30.637	54.308	77.378	2:13.338	4	80.157	
15	85	Borisa Pantelic	P	Yamaha R6 600	5	11:30.941	54.612	77.344	2:11.306	5	81.398	
16	64	Matt Ogden		Honda CBR 600	5	11:34.259	57.930	76.974	2:14.079	5	79.714	
17	42	Ben Doolan	M	Triumph 675	5	11:38.252	1:01.923	76.534	2:13.571	4	80.018	BD Plastering
18	63	Nico Cipriano		Yamaha R6 600	5	11:46.826	1:10.497	75.606	2:11.206	5	81.460	MMC
19	80	Daniel Kett		Yamaha R6 600	5	11:49.293	1:12.964	75.343	2:15.977	5	78.602	
20	7	Chris Dowling	M	Yamaha R6 600	5	11:49.715	1:13.386	75.298	2:18.388	5	77.232	
21	19	Martin Copping	Mtz	Honda CBR 600	5	11:59.748	1:23.419	74.248	2:21.303	5	75.639	
22	5	Richard Bavin	M	Yamaha R6 600	5	12:12.173	1:35.844	72.988	2:20.324	5	76.167	RPB Racing
23	38	Adam Deakin		Suzuki GSXR 600	5	12:14.712	1:38.383	72.736	2:20.632	5	76.000	
24	2	Jon Burgess		Honda CBR 600	5	12:14.733	1:38.404	72.734	2:24.013	4	74.216	R&B Electronics
25	17	Martin Janz		Honda CBR 600	5	12:15.032	1:38.703	72.705	2:21.590	4	75.486	
26	36	Ricardo Galetti	Mtz	Yamaha R6 600	5	12:15.328	1:38.999	72.675	2:18.637	5	77.094	
27	6	Darren Higgins		Yamaha R6 600	5	12:29.650	1:53.321	71.287	2:23.104	5	74.687	
28	16	Paul Bryant		Honda CBR 600	5	12:30.011	1:53.682	71.253	2:23.603	5	74.428	
29	10	Michael Clarke		Yamaha R6 600	5	12:41.102	2:04.773	70.214	2:25.383	5	73.516	
30	14	Matt Cousins		Triumph 675	5	12:43.552	2:07.223	69.989	2:25.938	4	73.237	
31	9	Joe Ransom		Triumph 675	5	12:45.920	2:09.591	69.773	2:26.963	5	72.726	
32	83	Will Griffiths	Mtz	Triumph 675	5	12:57.770	2:21.441	68.709	2:29.217	3	71.627	
33	82	Guiseppe Callari		Suzuki GSXR 600	5	13:10.934	2:34.605	67.566	2:35.508	5	68.730	
34	97	Adam Moore		Triumph 675	5	13:34.947	2:58.618	65.575	2:24.306	3	74.065	
35	73	Gowan Woolley	P	Yamaha R6 600	4	11:27.942	1 Lap	62.145	2:48.265	3	63.519	
36	13	Ben Murphy	Mtz	Yamaha R6 600	4	11:47.725	1 Lap	60.408	2:41.825	4	66.047	
Not classified												
DNF	41	Trevor Hughes		Yamaha R6 600	4	9:32.068	DNF	74.733	2:18.643	4	77.090	TOF Racing
DNF	50	Aaron Drzystek	P	Suzuki GSXR 600	3	6:40.350	DNF	80.090	2:10.410	3	81.957	
DNF	58	Corry Hampson	Mtz	Suzuki GSXR 600	3	6:41.475	DNF	79.866	2:10.851	2	81.681	
DNF	70	Mark Cole	P	Yamaha R6 600			DNF	-		0	-	

Margin of Victory	Avg. Speed	Best Lap Tm	Best Spd	Best Lap by
17.790	83.982	2:05.633	85.074	79 - Scott Hudson

Chief Timekeeper

Orbits

Weather/Track:-Cloudy/Dry



www.mylaps.com

Licensed to: RS Sports Timing



2 - BMCRC - MRO CHAMPIONSHIPS 2011

Lapchart

BMCRC ROOKIE 600

SNETTERTON 300 2.969 Miles

RACE 1

26/03/2011 11:35

Race (5 Laps) started at 11:35:36

Competitors		Laps				
		1	2	3	4	5
Scott Hudson (79)	1	79	79	79	79	79
Tim Todd (74)	2	74	74	21	21	21
Jay Budgen (31)	3	31	31	50	31	31
Aaron Drzystek (50)	4	50	50	74	8	8
Nick Anderson (8)	5	8	8	8	57	12
Corry Hampson (58)	6	58	58	31	12	57
Robert Goodall (57)	7	57	21	58	74	74
Philip Mulvenna (12)	8	12	57	57	34	34
Louis O'Regan (21)	9	21	12	12	11	11
Chris Paul (11)	10	11	11	34	33	33
Chris Saxby (33)	11	33	55	11	55	124
Max Starr (55)	12	55	68	55	124	55
Lloyd Sutton Foster (68)	13	68	34	68	68	68
Martin Copping (19)	14	19	33	33	100	100
Chris Dowling (7)	15	7	100	124	85	85
Matt Ogden (64)	16	64	124	100	64	64
Jed Angles (124)	17	124	64	64	42	42
Daniel Helyer (100)	18	100	7	85	7	63
Borisa Pantelic (85)	19	85	85	42	41	80
Greg Wright (34)	20	34	41	7	80	7
Trevor Hughes (41)	21	41	19	41	63	19
Michael Clarke (10)	22	10	42	19	19	5
Nico Cipriano (63)	23	63	80	80	2	38
Ben Doolan (42)	24	42	2	63	5	2
Jon Burgess (2)	25	2	5	2	17	17
Daniel Kett (80)	26	80	17	5	38	36
Matt Cousins (14)	27	14	63	17	36	6
Richard Bavin (5)	28	5	38	38	97	16
Martin Janz (17)	29	17	14	36	16	10
Paul Bryant (16)	30	16	16	97	6	14
Adam Deakin (38)	31	38	6	6	10	9
Darren Higgins (6)	32	6	36	16	14	83
Guiseppe Callari (82)	33	82	97	10	9	82
Adam Moore (97)	34	97	83	83	83	97
Ricardo Galetti (36)	35	36	82	14	82	
Joe Ransom (9)	36	9	10	9	73	
Will Griffiths (83)	37	83	9	82	13	
Ben Murphy (13)	38	13	73	73		
Gowan Woolley (73)	39	73	13	13		
-	40					

Chief Timekeeper

Orbits

Weather/Track:-Cloudy/Dry



www.mylaps.com

Licensed to: RS Sports Timing



2 - BMCRC - MRO CHAMPIONSHIPS 2011

BMCRC ROOKIE 600

SNETTERTON 300 2.969 Miles

RACE 1

26/03/2011 11:35

Race (5 Laps) started at 11:35:36

(79) Scott Hudson	5 2:13.282	(33) Chris Saxby	4 2:12.165 +0.959	3 2:25.195 +2.091	3 2:44.207 +2.382
1		1	5 2:11.206	4 2:26.904 +3.800	4 2:41.825
2 2:05.633		(80) Daniel Kett		5 2:23.104	(41) Trevor Hughes
3 2:06.295 +0.662	2 2:20.157 +9.088	1			1
4 2:06.448 +0.815	3 2:14.411 +3.342	2 2:21.304 +5.327		(16) Paul Bryant	2 2:20.031 +1.388
5 2:05.863 +0.230	4 2:13.135 +2.066	3 2:17.573 +1.596		1	3 2:19.448 +0.805
(21) Louis O'Regan	5 2:11.069	4 2:17.124 +1.147		2 2:31.150 +7.547	4 2:18.643
1	(124) Jed Angles	5 2:15.977		3 2:25.855 +2.252	(50) Aaron Drzyszek
2 2:08.167 +1.436	1	(7) Chris Dowling		4 2:26.269 +2.666	1
3 2:09.235 +2.504	2 2:18.872 +8.200	1		5 2:23.603	2 2:11.166 +0.756
4 2:06.731	3 2:11.983 +1.311	2 2:20.762 +2.374		(10) Michael Clarke	3 2:10.410
5 2:07.221 +0.490	4 2:10.672	3 2:19.221 +0.833		1	(58) Corry Hampson
(31) Jay Budgen	5 2:11.487 +0.815	4 2:20.070 +1.682		2 2:47.566 +22.183	1
1	(55) Max Starr	5 2:18.388		3 2:26.248 +0.865	2 2:10.851
2 2:11.235 +3.021	1	(19) Martin Copping		4 2:27.889 +2.506	3 2:11.064 +0.213
3 2:11.527 +3.313	2 2:15.656 +0.995	1		5 2:25.383	
4 2:08.214	3 2:14.661	2 2:23.338 +2.035		(14) Matt Cousins	
5 2:08.740 +0.526	4 2:16.627 +1.966	3 2:21.507 +0.204		1	
(8) Nick Anderson	5 2:16.989 +2.328	4 2:22.632 +1.329		2 2:30.548 +4.610	
1	(68) Lloyd Sutton Foster	5 2:21.303		3 2:38.992 +13.054	
2 2:10.970 +2.249	1	(5) Richard Bavin		4 2:25.938	
3 2:10.927 +2.206	2 2:13.835	1		5 2:26.670 +0.732	
4 2:10.006 +1.285	3 2:14.743 +0.908	2 2:25.717 +5.393		(9) Joe Ransom	
5 2:08.721	4 2:14.535 +0.700	3 2:22.280 +1.956		1	
(12) Philip Mulvenna	5 2:16.626 +2.791	4 2:22.189 +1.865		2 2:34.732 +7.769	
1	(100) Daniel Helyer	5 2:20.324		3 2:29.511 +2.548	
2 2:11.352 +1.333	1	(38) Adam Deakin		4 2:27.441 +0.478	
3 2:10.996 +0.977	2 2:16.948 +3.610	1		5 2:26.963	
4 2:10.242 +0.223	3 2:14.721 +1.383	2 2:26.922 +6.290		(83) Will Griffiths	
5 2:10.019	4 2:13.338	3 2:22.020 +1.388		1	
(57) Robert Goodall	5 2:13.400 +0.062	4 2:21.308 +0.676		2 2:33.105 +3.888	
1	(85) Borisa Pantelic	5 2:20.632		3 2:29.217	
2 2:11.882 +1.613	1	(2) Jon Burgess		4 2:29.983 +0.766	
3 2:10.269	2 2:19.315 +8.009	1		5 2:37.677 +8.460	
4 2:11.435 +1.166	3 2:15.002 +3.696	2 2:24.695 +0.682		(82) Guiseppe Callari	
5 2:11.911 +1.642	4 2:12.022 +0.716	3 2:24.964 +0.951		1	
(74) Tim Todd	5 2:11.306	4 2:24.013		2 2:36.136 +0.628	
1	(64) Matt Ogden	5 2:25.180 +1.167		3 2:36.931 +1.423	
2 2:12.293 +0.328	1	(17) Martin Janz		4 2:37.048 +1.540	
3 2:11.965	2 2:19.871 +5.792	1		5 2:35.508	
4 2:14.058 +2.093	3 2:14.508 +0.429	2 2:26.423 +4.833		(97) Adam Moore	
5 2:12.634 +0.669	4 2:14.340 +0.261	3 2:22.798 +1.208		1	
(34) Greg Wright	5 2:14.079	4 2:21.590		2 2:28.838 +4.532	
1	(42) Ben Doolan	5 2:21.636 +0.046		3 2:24.306	
2 2:10.912 +2.283	1	(36) Ricardo Galetti		4 2:25.353 +1.047	
3 2:08.638 +0.009	2 2:18.734 +5.163	1		5 3:30.398 +1:06.092	
4 2:08.629	3 2:16.024 +2.453	2 2:27.844 +9.207		(73) Gowan Woolley	
5 2:08.704 +0.075	4 2:13.571	3 2:21.223 +2.586		1	
(11) Chris Paul	5 2:14.220 +0.649	4 2:20.598 +1.961		2 2:48.936 +0.671	
1	(63) Nico Cipriano	5 2:18.637		3 2:48.265	
2 2:15.471 +2.189	1	(6) Darren Higgins		4 2:51.107 +2.842	
3 2:14.935 +1.653	2 2:35.801 +24.595	1		(13) Ben Murphy	
4 2:15.178 +1.896	3 2:13.341 +2.135	2 2:30.011 +6.907		1	
				2 3:28.854 +47.029	

Chief Timekeeper

Orbits

Weather/Track:-Cloudy/Dry



www.mylaps.com

Licensed to: RS Sports Timing



2 - BMCRC - MRO CHAMPIONSHIPS 2011

Sorted on Laps

BMCRC ROOKIE 600

SNETTERTON 300 2.969 Miles

RACE 8

26/03/2011 15:04

Race (5 Laps) started at 15:04:11

Pos	No.	Name	T	Bike	Laps	Total Tm	Diff	Avg. Speed	Best Tm Lap	Lap Speed	Sponsor	
1	79	Scott Hudson		Yamaha R6 600	5	10:29.527		84.889	2:04.425	2	85.899	
2	31	Jay Budgen	P	Yamaha R6 600	5	10:49.660	20.133	82.259	2:08.857	2	82.945	CMS Coachworks/Metropex Group
3	34	Greg Wright		Honda CBR 600	5	10:51.057	21.530	82.082	2:07.435	3	83.871	NESO-IT
4	74	Tim Todd		Yamaha R6 600	5	10:54.810	25.283	81.612	2:08.779	4	82.995	
5	8	Nick Anderson	Mtz	Yamaha R6 600	5	10:56.608	27.081	81.388	2:09.168	4	82.745	Tactile Signs/GKW
6	12	Phillip Mulvenna	M	Triumph 675	5	10:56.658	27.131	81.382	2:08.431	5	83.220	
7	124	Jed Angles		Triumph 675	5	10:57.307	27.780	81.302	2:09.243	4	82.697	
8	63	Nico Cipriano		Yamaha R6 600	5	11:00.518	30.991	80.906	2:08.201	5	83.369	MMC
9	85	Borisa Pantelic	P	Yamaha R6 600	5	11:00.967	31.440	80.852	2:08.346	5	83.275	
10	68	Lloyd Sutton Foster	Mtz	Yamaha R6 600	5	11:07.700	38.173	80.036	2:10.901	3	81.650	
11	11	Chris Paul	P	Yamaha R6 600	5	11:09.925	40.398	79.770	2:10.771	5	81.731	
12	70	Mark Cole	P	Yamaha R6 600	5	11:11.324	41.797	79.604	2:09.618	5	82.458	
13	58	Corry Hampson	Mtz	Suzuki GSXR 600	5	11:11.622	42.095	79.569	2:09.274	5	82.677	
14	50	Aaron Drzystek	P	Suzuki GSXR 600	5	11:19.529	50.002	78.643	2:09.915	5	82.269	
15	64	Matt Ogden		Honda CBR 600	5	11:19.566	50.039	78.639	2:12.151	3	80.877	
16	57	Robert Goodall	P	Triumph 675	5	11:25.115	55.588	78.002	2:10.973	5	81.605	
17	42	Ben Doolan	M	Triumph 675	5	11:27.046	57.519	77.783	2:14.518	3	79.454	BD Plastering
18	55	Max Starr		Triumph 675	5	11:30.547	1:01.020	77.388	2:15.293	3	78.999	
19	100	Daniel Helyer	P	Suzuki GSXR 600	5	11:39.203	1:09.676	76.430	2:14.063	3	79.724	
20	7	Chris Dowling	M	Yamaha R6 600	5	11:41.648	1:12.121	76.164	2:16.931	5	78.054	
21	19	Martin Copping	Mtz	Honda CBR 600	5	11:49.852	1:20.325	75.284	2:19.004	4	76.890	
22	41	Trevor Hughes		Yamaha R6 600	5	11:51.214	1:21.687	75.139	2:17.640	5	77.652	TOF Racing
23	5	Richard Bavin	M	Yamaha R6 600	5	11:51.807	1:22.280	75.077	2:17.959	5	77.473	RPB Racing
24	80	Daniel Kett		Yamaha R6 600	5	11:59.593	1:30.066	74.264	2:18.800	3	77.003	
25	36	Ricardo Galetti	Mtz	Yamaha R6 600	5	12:01.217	1:31.690	74.097	2:21.160	4	75.716	
26	10	Michael Clarke		Yamaha R6 600	5	12:01.656	1:32.129	74.052	2:19.457	5	76.640	
27	16	Paul Bryant		Honda CBR 600	5	12:03.417	1:33.890	73.872	2:20.616	5	76.009	
28	38	Adam Deakin		Suzuki GSXR 600	5	12:04.532	1:35.005	73.758	2:20.236	5	76.215	
29	17	Martin Janz		Honda CBR 600	5	12:18.725	1:49.198	72.341	2:24.116	4	74.163	
30	33	Chris Saxby	P	Honda CBR 600	5	12:26.772	1:57.245	71.562	2:08.086	3	83.444	
31	6	Darren Higgins		Yamaha R6 600	5	12:31.729	2:02.202	71.090	2:25.824	5	73.294	
32	9	Joe Ransom		Triumph 675	5	12:32.007	2:02.480	71.063	2:25.882	5	73.265	
33	2	Jon Burgess		Honda CBR 600	5	12:33.118	2:03.591	70.959	2:25.632	3	73.391	R&B Electronics
34	82	Guiseppa Callari		Suzuki GSXR 600	5	12:33.709	2:04.182	70.903	2:25.062	5	73.679	
35	83	Will Griffiths	Mtz	Triumph 675	5	12:34.613	2:05.086	70.818	2:26.466	5	72.973	
36	97	Adam Moore		Triumph TT 600	5	12:36.984	2:07.457	70.596	2:27.081	4	72.668	
37	14	Matt Cousins		Triumph 675	5	12:56.959	2:27.432	68.781	2:29.739	5	71.378	
38	13	Ben Murphy	Mtz	Yamaha R6 600	4	10:51.377	1 Lap	65.633	2:39.256	2	67.112	
Not classified												
DNF	21	Louis O'Regan	M	Honda CBR 600	1	2:11.652		DNF	81.184	0	-	
DNF	73	Gowan Woolley	P	Yamaha R6 600				DNF	-	0	-	

Margin of Victory	Avg. Speed	Best Lap Tm	Best Spd	Best Lap by
20.133	84.889	2:04.425	85.899	79 - Scott Hudson

Chief Timekeeper

Orbits

Weather/Track:-Cloudy/Dry



www.mylaps.com

Licensed to: RS Sports Timing



2 - BMCRC - MRO CHAMPIONSHIPS 2011

Lapchart

BMCRC ROOKIE 600

SNETTERTON 300 2.969 Miles

RACE 8

26/03/2011 15:04

Race (5 Laps) started at 15:04:11

Competitors	Laps				
	1	2	3	4	5
Scott Hudson (79)	1	79	79	79	79
Louis O'Regan (21)	2	21	31	31	31
Jay Budgen (31)	3	31	74	34	34
Philip Mulvenna (12)	4	12	12	74	74
Tim Todd (74)	5	74	34	8	8
Nick Anderson (8)	6	8	8	12	124
Jed Angles (124)	7	124	124	12	124
Greg Wright (34)	8	34	85	63	63
Borisa Pantelic (85)	9	85	63	85	85
Lloyd Sutton Foster (68)	10	68	68	68	68
Nico Cipriano (63)	11	63	11	33	11
Chris Paul (11)	12	11	33	11	70
Max Starr (55)	13	55	58	70	58
Matt Ogden (64)	14	64	70	58	33
Ben Doolan (42)	15	42	42	64	64
Corry Hampson (58)	16	58	64	42	50
Chris Saxby (33)	17	33	55	55	42
Daniel Kett (80)	18	80	50	50	55
Mark Cole (70)	19	70	80	57	57
Martin Copping (19)	20	19	7	80	100
Chris Dowling (7)	21	7	19	7	80
Aaron Drzystek (50)	22	50	57	100	7
Richard Bavin (5)	23	5	5	19	19
Ricardo Galetti (36)	24	36	100	5	41
Michael Clarke (10)	25	10	36	41	5
Trevor Hughes (41)	26	41	41	36	36
Paul Bryant (16)	27	16	10	10	10
Martin Janz (17)	28	17	16	16	16
Robert Goodall (57)	29	57	38	38	38
Adam Deakin (38)	30	38	17	17	17
Guisepe Callari (82)	31	82	2	2	6
Daniel Helyer (100)	32	100	82	9	9
Jon Burgess (2)	33	2	9	6	2
Joe Ransom (9)	34	9	97	82	83
Adam Moore (97)	35	97	6	83	82
Darren Higgins (6)	36	6	83	97	97
Will Griffiths (83)	37	83	14	14	14
Ben Murphy (13)	38	13	13	13	13
Matt Cousins (14)	39	14			
-	40				

Chief Timekeeper

Orbits

Weather/Track:-Cloudy/Dry



www.mylaps.com

Licensed to: RS Sports Timing



2 - BMCRC - MRO CHAMPIONSHIPS 2011

BMCRC ROOKIE 600

SNETTERTON 300 2.969 Miles

RACE 8

26/03/2011 15:04

Race (5 Laps) started at 15:04:11

(79) Scott Hudson	5 2:08.346	(68) Lloyd Sutton Foster	4 2:15.802 +0.509	3 2:21.730 +1.114	2 2:29.779 +2.698
1		1	5 2:16.703 +1.410	4 2:20.921 +0.305	3 2:30.466 +3.385
2 2:04.425		2 2:12.805 +1.904	(100) Daniel Helyer	5 2:20.616	4 2:27.081
3 2:04.827 +0.402		3 2:10.901	1	(38) Adam Deakin	5 2:28.085 +1.004
4 2:05.047 +0.622		4 2:11.312 +0.411	2 2:15.737 +1.674	1	(14) Matt Cousins
5 2:05.819 +1.394		5 2:11.682 +0.781	3 2:14.063	2 2:24.558 +4.322	1
(31) Jay Budgen			4 2:14.503 +0.440	3 2:20.785 +0.549	2 2:32.998 +3.259
1		(11) Chris Paul	5 2:15.141 +1.078	4 2:20.435 +0.199	3 2:30.091 +0.352
2 2:08.857		1	(7) Chris Dowling	5 2:20.236	4 2:29.867 +0.128
3 2:09.044 +0.187		2 2:13.019 +2.248	1	(17) Martin Janz	5 2:29.739
4 2:08.858 +0.001		3 2:11.000 +0.229	2 2:17.709 +0.778	1	(13) Ben Murphy
5 2:09.319 +0.462		4 2:11.675 +0.904	3 2:18.721 +1.790	2 2:26.733 +2.617	1
(34) Greg Wright		5 2:10.771	4 2:18.655 +1.724	3 2:25.346 +1.230	2 2:39.256
1		(70) Mark Cole	5 2:16.931	4 2:24.116	3 2:39.928 +0.672
2 2:10.438 +3.003		1	(19) Martin Copping	5 2:25.534 +1.418	4 2:40.353 +1.097
3 2:07.435		2 2:12.970 +3.352	1	(33) Chris Saxby	(21) Louis O'Regan
4 2:07.508 +0.073		3 2:10.932 +1.314	2 2:21.293 +2.289	1	1
5 2:07.693 +0.258		4 2:10.400 +0.782	3 2:20.630 +1.626	2 2:11.126 +3.040	
(74) Tim Todd		5 2:09.618	4 2:19.004	3 2:08.086	
1		(58) Corry Hampson	5 2:19.704 +0.700	4 2:20.683 +12.597	
2 2:10.197 +1.418		1	(41) Trevor Hughes	5 3:20.913 +1:12.827	
3 2:09.139 +0.360		2 2:15.033 +5.759	1	(6) Darren Higgins	
4 2:08.779		3 2:12.093 +2.819	2 2:20.042 +2.402	1	
5 2:09.646 +0.867		4 2:10.413 +1.139	3 2:18.770 +1.130	2 2:28.764 +2.940	
(8) Nick Anderson		5 2:09.274	4 2:19.105 +1.465	3 2:28.474 +2.650	
1		(50) Aaron Drzystek	5 2:17.640	4 2:26.077 +0.253	
2 2:11.059 +1.891		1	(5) Richard Bavin	5 2:25.824	
3 2:09.588 +0.420		2 2:15.035 +5.120	1	(9) Joe Ransom	
4 2:09.168		3 2:12.363 +2.448	2 2:21.925 +3.966	1	
5 2:09.287 +0.119		4 2:11.323 +1.408	3 2:20.144 +2.185	2 2:30.536 +4.654	
(12) Philip Mulvenna		5 2:09.915	4 2:20.304 +2.345	3 2:28.026 +2.144	
1		(64) Matt Ogden	5 2:17.959	4 2:26.796 +0.914	
2 2:12.438 +4.007		1	(80) Daniel Kett	5 2:25.882	
3 2:10.150 +1.719		2 2:18.343 +6.192	1	(2) Jon Burgess	
4 2:09.997 +1.566		3 2:12.151	2 2:19.270 +0.470	1	
5 2:08.431		4 2:12.666 +0.515	3 2:18.800	2 2:30.628 +4.996	
(124) Jed Angles		5 2:12.475 +0.324	4 2:18.845 +0.045	3 2:25.632	
1		(57) Robert Goodall	5 2:35.337 +16.537	4 2:29.964 +4.332	
2 2:11.115 +1.872		1	(36) Ricardo Galetti	5 2:26.952 +1.320	
3 2:09.664 +0.421		2 2:14.210 +3.237	1	(82) Guiseppe Callari	
4 2:09.243		3 2:11.709 +0.736	2 2:22.743 +1.583	1	
5 2:09.480 +0.237		4 2:11.132 +0.159	3 2:22.200 +1.040	2 2:31.141 +6.079	
(63) Nico Cipriano		5 2:10.973	4 2:21.160	3 2:29.908 +4.846	
1		(42) Ben Doolan	5 2:22.212 +1.052	4 2:28.163 +3.101	
2 2:11.343 +3.142		1	(10) Michael Clarke	5 2:25.062	
3 2:09.731 +1.530		2 2:16.827 +2.309	1	(83) Will Griffiths	
4 2:09.801 +1.600		3 2:14.518	2 2:24.103 +4.646	1	
5 2:08.201		4 2:15.603 +1.085	3 2:21.838 +2.381	2 2:29.188 +2.722	
(85) Borisa Pantelic		5 2:15.643 +1.125	4 2:21.728 +2.271	3 2:28.773 +2.307	
1		(55) Max Starr	5 2:19.457	4 2:26.617 +0.151	
2 2:11.429 +3.083		1	(16) Paul Bryant	5 2:26.466	
3 2:11.163 +2.817		2 2:19.100 +3.807	1	(97) Adam Moore	
4 2:09.472 +1.126		3 2:15.293	2 2:23.456 +2.840	1	

Chief Timekeeper

Weather/Track:-Cloudy/Dry

Orbits



www.mylaps.com

Licensed to: RS Sports Timing



2 - BMCRC - MRO CHAMPIONSHIPS 2011

Sorted on Laps

BMCRC ROOKIE 600

SNETTERTON 300 2.969 Miles

RACE 1

27/03/2011 09:54

Race (7 Laps) started at 9:53:20

Pos	No.	Name	T	Bike	Laps	Total Tm	Diff	Avg. Speed	Best Tm Lap	Lap Speed	Sponsor	
1	79	Scott Hudson		Yamaha R6 600	7	14:33.166		85.684	2:03.452	2	86.576	
2	12	Phillip Mulvenna	M	Triumph 675	7	14:53.641	20.475	83.721	2:05.464	7	85.188	
3	68	Lloyd Sutton Foster	Mtz	Yamaha R6 600	7	15:04.107	30.941	82.751	2:07.234	5	84.003	
4	70	Mark Cole	P	Yamaha R6 600	7	15:05.835	32.669	82.594	2:07.022	4	84.143	
5	100	Daniel Helyer	P	Suzuki GSXR 600	7	15:06.873	33.707	82.499	2:06.385	7	84.567	
6	8	Nick Anderson	Mtz	Yamaha R6 600	7	15:07.508	34.342	82.441	2:06.796	7	84.293	Tactile Signs/GKW
7	57	Robert Goodall	P	Triumph 675	7	15:11.617	38.451	82.070	2:08.297	4	83.307	
8	11	Chris Paul	P	Yamaha R6 600	7	15:13.223	40.057	81.925	2:07.419	6	83.881	
9	124	Jed Angles		Triumph 675	7	15:15.366	42.200	81.734	2:08.103	6	83.433	
10	64	Matt Ogden		Honda CBR 600	7	15:22.365	49.199	81.113	2:08.501	4	83.175	
11	33	Chris Saxby	P	Honda CBR 600	7	15:23.975	50.809	80.972	2:08.960	7	82.879	
12	85	Borisa Pantelic	P	Yamaha R6 600	7	15:24.671	51.505	80.911	2:09.672	4	82.424	
13	55	Max Starr		Triumph 675	7	15:24.752	51.586	80.904	2:09.689	7	82.413	
14	63	Nico Cipriano		Yamaha R6 600	7	15:43.229	1:10.063	79.319	2:10.692	4	81.780	MMC
15	80	Daniel Kett		Yamaha R6 600	7	16:04.952	1:31.786	77.534	2:13.689	4	79.947	
16	7	Chris Dowling	M	Yamaha R6 600	7	16:08.836	1:35.670	77.223	2:15.266	4	79.015	
17	10	Michael Clarke		Yamaha R6 600	7	16:11.304	1:38.138	77.027	2:15.530	7	78.861	
18	36	Ricardo Galetti	Mtz	Yamaha R6 600	7	16:11.974	1:38.808	76.973	2:14.935	6	79.209	
19	50	Aaron Drzystek	P	Suzuki GSXR 600	7	16:19.568	1:46.402	76.377	2:07.694	5	83.700	
20	16	Paul Bryant		Honda CBR 600	7	16:22.261	1:49.095	76.167	2:16.738	4	78.164	
21	19	Martin Copping	Mtz	Honda CBR 600	7	16:22.587	1:49.421	76.142	2:15.168	4	79.072	
22	42	Ben Doolan	M	Triumph 675	7	16:27.520	1:54.354	75.762	2:13.072	6	80.318	BD Plastering
23	38	Adam Deakin		Suzuki GSXR 600	7	16:30.352	1:57.186	75.545	2:17.165	4	77.921	
24	17	Martin Janz		Honda CBR 600	7	16:33.087	1:59.921	75.337	2:18.334	6	77.263	
25	82	Guisepe Callari		Suzuki GSXR 600	7	16:33.366	2:00.200	75.316	2:17.770	6	77.579	
26	9	Joe Ransom		Triumph 675	7	16:33.937	2:00.771	75.273	2:17.679	7	77.630	
27	41	Trevor Hughes		Yamaha R6 600	7	16:34.544	2:01.378	75.227	2:17.025	7	78.001	TOF Racing
28	5	Richard Bavin	M	Yamaha R6 600	7	16:38.174	2:05.008	74.953	2:19.123	6	76.824	RPB Racing
29	6	Darren Higgins		Yamaha R6 600	7	16:40.406	2:07.240	74.786	2:16.893	7	78.076	
30	2	Jon Burgess		Honda CBR 600	7	16:41.044	2:07.878	74.738	2:17.375	7	77.802	R&B Electronics
31	97	Adam Moore		Triumph TT 600	6	14:35.101	1 Lap	73.281	2:20.850	4	75.882	
32	14	Matt Cousins		Triumph 675	6	14:38.392	1 Lap	73.006	2:21.127	6	75.733	
33	83	Will Griffiths	Mtz	Triumph 675	6	14:43.138	1 Lap	72.614	2:23.132	6	74.673	
34	13	Ben Murphy	Mtz	Yamaha R6 600	6	15:25.560	1 Lap	69.286	2:30.376	2	71.075	
35	73	Gowan Woolley	P	Yamaha R6 600	6	16:37.385	1 Lap	64.296	2:43.173	4	65.501	
Not classified												
DNF	31	Jay Budgen	P	Yamaha R6 600	6	12:49.166	DNF	83.374	2:06.158	3	84.719	CMS Coachworks/Metropex Group
DNF	58	Corry Hampson	Mtz	Suzuki GSXR 600	5	11:02.222	DNF	80.698	2:08.039	3	83.475	
DNF	34	Greg Wright		Honda CBR 600	4	8:35.471	DNF	82.938	2:06.145	4	84.728	NESO-IT

Margin of Victory	Avg. Speed	Best Lap Tm	Best Spd	Best Lap by
20.475	85.684	2:03.452	86.576	79 - Scott Hudson

Chief Timekeeper

Orbits

Weather/Track:-Cloudy/Dry



www.mylaps.com

Licensed to: RS Sports Timing



2 - BMCRC - MRO CHAMPIONSHIPS 2011

Lapchart

BMCRC ROOKIE 600

SNETTERTON 300 2.969 Miles

RACE 1

27/03/2011 09:54

Race (7 Laps) started at 9:53:20

Competitors	Laps						
	1	2	3	4	5	6	7
Scott Hudson (79)	1	79	79	79	79	79	79
Jay Budgen (31)	2	31	31	31	31	12	12
Philip Mulvenna (12)	3	12	12	12	12	31	68
Greg Wright (34)	4	34	34	34	70	70	70
Robert Goodall (57)	5	57	57	70	70	68	100
Borisa Pantelic (85)	6	85	70	68	8	100	8
Mark Cole (70)	7	70	68	57	8	57	8
Lloyd Sutton Foster (68)	8	68	8	8	57	100	57
Jed Angles (124)	9	124	58	58	100	50	11
Corry Hampson (58)	10	58	100	100	50	11	124
Nick Anderson (8)	11	8	124	50	124	124	64
Chris Paul (11)	12	11	50	124	11	58	85
Daniel Helyer (100)	13	100	11	11	55	55	33
Aaron Drzystek (50)	14	50	55	55	58	64	55
Max Starr (55)	15	55	85	85	64	85	63
Matt Ogden (64)	16	64	64	64	85	33	80
Nico Cipriano (63)	17	63	33	33	33	63	7
Chris Saxby (33)	18	33	63	63	63	80	36
Daniel Kett (80)	19	80	80	80	80	7	10
Michael Clarke (10)	20	10	10	7	7	10	16
Martin Copping (19)	21	19	7	19	19	36	50
Chris Dowling (7)	22	7	19	10	10	16	19
Guiseppe Callari (82)	23	82	36	36	36	19	42
Ricardo Galetti (36)	24	36	16	16	16	38	38
Paul Bryant (16)	25	16	82	17	38	42	17
Richard Bavin (5)	26	5	5	82	17	17	82
Joe Ransom (9)	27	9	17	9	82	82	9
Ben Doolan (42)	28	42	9	5	42	9	41
Jon Burgess (2)	29	2	41	38	41	41	5
Trevor Hughes (41)	30	41	42	41	9	5	6
Martin Janz (17)	31	17	38	42	5	6	2
Darren Higgins (6)	32	6	2	2	2	2	97
Matt Cousins (14)	33	14	6	6	6	97	14
Adam Deakin (38)	34	38	14	97	97	14	83
Will Griffiths (83)	35	83	97	14	14	83	13
Adam Moore (97)	36	97	83	83	83	13	73
Ben Murphy (13)	37	13	13	13	13	73	
Gowan Woolley (73)	38	73	73	73	73		

Chief Timekeeper

Orbits

Weather/Track:-Cloudy/Dry



www.mylaps.com

Licensed to: RS Sports Timing



2 - BMCRC - MRO CHAMPIONSHIPS 2011

BMCRC ROOKIE 600

SNETTERTON 300 2.969 Miles

RACE 1

27/03/2011 09:54

Race (7 Laps) started at 9:53:20

(79) Scott Hudson			(11) Chris Paul			(80) Daniel Kett			(42) Ben Doolan			(6) Darren Higgins		
1			1	2:09.098	+0.801	1	2:15.520	+4.828	1	2:28.823	+13.655	1	2:21.256	+2.133
2	2:03.452		2	2:11.126	+3.707	2	2:11.296	+0.604	2	2:17.027	+1.859	2	2:20.180	+1.057
3	2:04.083	+0.631	3	2:09.108	+1.689	3			3	2:18.426	+3.258	3	2:19.123	
4	2:03.586	+0.134	4	2:09.119	+1.700	4	2:14.202	+0.513	4			4	2:19.476	+0.353
5	2:04.050	+0.598	5	2:08.348	+0.929	5	2:14.669	+0.980	5	2:23.658	+10.586	5		
6	2:03.693	+0.241	6	2:07.419		6	2:13.689		6	2:21.227	+8.155	6	2:23.656	+6.763
7	2:04.861	+1.409	7	2:08.567	+1.148	7	2:16.141	+2.452	7	2:18.588	+5.516	7	2:21.537	+4.644
(12) Philip Mulvenna			(124) Jed Angles			(7) Chris Dowling			(38) Adam Deakin			(2) Jon Burgess		
1			1	2:07.790	+2.326	1	2:17.478	+2.212	1	2:17.990	+0.825	1	2:23.767	+6.392
2	2:07.790	+2.326	2	2:10.811	+2.708	2	2:16.133	+0.867	2	2:20.531	+3.366	2	2:23.419	+6.044
3	2:06.771	+1.307	3	2:09.953	+1.850	3	2:15.266		3	2:17.165		3	2:20.069	+2.694
4	2:06.608	+1.144	4	2:09.638	+1.535	4	2:16.236	+0.970	4	2:17.821	+0.656	4	2:21.797	+4.422
5	2:05.757	+0.293	5	2:09.855	+1.752	5	2:17.462	+2.196	5	2:17.407	+0.242	5	2:19.084	+1.709
6	2:07.775	+2.311	6	2:08.103		6	2:17.063	+1.797	6	2:19.434	+2.269	6	2:17.375	
7	2:05.464		7	2:08.585	+0.482	7			7			7	2:17.375	
(68) Lloyd Sutton Foster			(64) Matt Ogden			(10) Michael Clarke			(17) Martin Janz			(97) Adam Moore		
1			1	2:13.016	+4.515	1	2:18.433	+2.903	1	2:20.131	+1.797	1	2:25.413	+4.563
2	2:08.524	+1.290	2	2:10.546	+2.045	2	2:18.479	+2.949	2	2:18.351	+0.017	2	2:21.986	+1.136
3	2:08.334	+1.100	3	2:08.501		3	2:15.977	+0.447	3	2:21.591	+3.257	3	2:20.850	
4	2:07.308	+0.074	4	2:10.336	+1.835	4	2:16.803	+1.273	4	2:20.080	+1.746	4	2:21.944	+1.094
5	2:07.234		5	2:09.334	+0.833	5	2:15.530		5	2:18.334		5	2:23.293	+2.443
6	2:07.369	+0.135	6	2:08.714	+0.213	6			6	2:18.556	+0.222	6		
7	2:07.976	+0.742	7			7			7			7		
(70) Mark Cole			(33) Chris Saxby			(36) Ricardo Galetti			(82) Guiseppe Callari			(14) Matt Cousins		
1			1	2:11.584	+2.624	1	2:19.296	+4.361	1	2:23.858	+6.088	1	2:27.142	+6.015
2	2:08.392	+1.370	2	2:09.286	+0.326	2	2:18.216	+3.281	2	2:23.187	+5.417	2	2:23.969	+2.842
3	2:07.580	+0.558	3	2:09.708	+0.748	3	2:16.308	+1.373	3	2:20.433	+2.663	3	2:24.560	+3.433
4	2:07.022		4	2:09.339	+0.379	4	2:15.544	+0.609	4	2:19.781	+2.011	4	2:22.290	+1.163
5	2:08.021	+0.999	5	2:09.915	+0.955	5	2:14.935		5	2:17.770		5	2:21.127	
6	2:07.848	+0.826	6	2:08.960		6	2:17.146	+2.211	6	2:18.351	+0.581	6		
7	2:09.811	+2.789	7			7			7			7		
(100) Daniel Helyer			(85) Borisa Pantelic			(50) Aaron Drzystek			(9) Joe Ransom			(83) Will Griffiths		
1			1	2:17.547	+7.875	1	2:09.163	+1.469	1	2:23.552	+5.873	1	2:26.990	+3.858
2	2:08.268	+1.883	2	2:10.550	+0.878	2	2:08.342	+0.648	2	2:20.910	+3.231	2	2:24.540	+1.408
3	2:08.919	+2.534	3	2:09.672		3	2:08.468	+0.774	3	2:20.862	+3.183	3	2:24.359	+1.227
4	2:07.749	+1.364	4	2:09.745	+0.073	4	2:07.694		4	2:19.408	+1.729	4	2:23.302	+0.170
5	2:08.788	+2.403	5	2:09.728	+0.056	5	3:10.283	+1:02.589	5	2:18.033	+0.354	5	2:23.132	
6	2:06.986	+0.601	6	2:10.311	+0.639	6	2:15.510	+7.816	6	2:17.679		6		
7	2:06.385		7			7			7			7		
(8) Nick Anderson			(55) Max Starr			(16) Paul Bryant			(41) Trevor Hughes			(13) Ben Murphy		
1			1	2:11.345	+1.656	1	2:18.866	+2.128	1	2:21.482	+4.457	1	2:30.376	
2	2:07.874	+1.078	2	2:10.391	+0.702	2	2:17.891	+1.153	2	2:21.823	+4.798	2	2:32.328	+1.952
3	2:08.569	+1.773	3	2:10.660	+0.971	3	2:16.738		3	2:19.135	+2.110	3	2:31.551	+1.175
4	2:07.883	+1.087	4	2:10.968	+1.279	4	2:17.056	+0.318	4	2:21.113	+4.088	4	2:32.276	+1.900
5	2:09.592	+2.796	5	2:11.370	+1.681	5	2:19.461	+2.723	5	2:18.316	+1.291	5	2:35.250	+4.874
6	2:07.615	+0.819	6	2:09.689		6	2:20.121	+3.383	6	2:17.025		6		
7	2:06.796		7			7			7			7		
(57) Robert Goodall			(63) Nico Cipriano			(19) Martin Copping			(5) Richard Bavin			(73) Gowan Woolley		
1			1	2:15.139	+4.447	1	2:18.622	+3.454	1	2:22.580	+3.457	1	2:44.300	+1.127
2	2:08.717	+0.420	2	2:13.596	+2.904	2	2:16.165	+0.997	2	2:22.862	+3.739	2	2:44.349	+1.176
3	2:10.464	+2.167	3	2:10.692		3	2:15.168		3			3	2:43.173	
4	2:08.297		4	2:12.020	+1.328	4			4	2:22.580	+3.457	4	2:44.235	+1.062
5	2:09.481	+1.184	5			5			5	2:22.862	+3.739	5	2:46.806	+3.633
6	2:09.351	+1.054	6			6			6			6		

Chief Timekeeper

Weather/Track:-Cloudy/Dry

Orbits



www.mylaps.com

Licensed to: RS Sports Timing



2 - BMCRC - MRO CHAMPIONSHIPS 2011

BMCRC ROOKIE 600

SNETTERTON 300 2.969 Miles

RACE 1

27/03/2011 09:54

Race (7 Laps) started at 9:53:20

(31) Jay Budgen

1		
2	2:06.939	+0.781
3	2:06.158	
4	2:06.186	+0.028
5	2:07.154	+0.996
6	2:10.418	+4.260

(58) Corry Hampson

1		
2	2:09.223	+1.184
3	2:08.039	
4	2:17.228	+9.189
5	2:09.210	+1.171

(34) Greg Wright

1		
2	2:09.156	+3.011
3	2:06.386	+0.241
4	2:06.145	

Chief Timekeeper

Orbits

Weather/Track:-Cloudy/Dry



www.mylaps.com

Licensed to: RS Sports Timing



2 - BMCRC - MRO CHAMPIONSHIPS 2011

Sorted on Laps

BMCRC ROOKIE 600

SNETTERTON 300 2.969 Miles

RACE 10

27/03/2011 14:23

Race (7 Laps) started at 14:23:54

Pos	No.	Name	T	Bike	Laps	Total Tm	Diff	Avg. Speed	Best Tm Lap	Lap Speed	Sponsor	
1	79	Scott Hudson		Yamaha R6 600	7	14:35.857		85.421	2:03.263	5	86.709	
2	100	Daniel Helyer	P	Suzuki GSXR 600	7	14:57.512	21.655	83.360	2:05.794	7	84.965	
3	31	Jay Budgen	P	Yamaha R6 600	7	15:01.026	25.169	83.034	2:05.749	2	84.995	CMS Coachworks/Metropex Group
4	68	Lloyd Sutton Foster	Mtz	Yamaha R6 600	7	15:01.402	25.545	83.000	2:07.014	6	84.149	
5	63	Nico Cipriano		Yamaha R6 600	7	15:02.555	26.698	82.894	2:06.275	7	84.641	MMC
6	70	Mark Cole	P	Yamaha R6 600	7	15:03.736	27.879	82.785	2:07.189	2	84.033	
7	12	Philip Mulvenna	M	Triumph 675	7	15:07.411	31.554	82.450	2:05.458	7	85.192	
8	124	Jed Angles		Triumph 675	7	15:12.573	36.716	81.984	2:07.395	6	83.897	
9	57	Robert Goodall	P	Triumph 675	7	15:12.900	37.043	81.954	2:07.811	4	83.624	
10	50	Aaron Drzyszek	P	Suzuki GSXR 600	7	15:13.339	37.482	81.915	2:07.597	7	83.764	
11	11	Chris Paul	P	Yamaha R6 600	7	15:13.547	37.690	81.896	2:08.242	4	83.343	
12	33	Chris Saxby	P	Honda CBR 600	7	15:15.183	39.326	81.750	2:07.123	5	84.076	
13	34	Greg Wright		Honda CBR 600	7	15:29.912	54.055	80.455	2:10.289	6	82.033	NESO-IT
14	55	Max Starr		Triumph 675	7	15:30.823	54.966	80.376	2:10.979	6	81.601	
15	42	Ben Doolan	M	Triumph 675	7	15:47.437	1:11.580	78.967	2:11.163	5	81.487	BD Plastering
16	85	Borisa Pantelic	P	Yamaha R6 600	7	15:54.886	1:19.029	78.351	2:10.075	7	82.168	
17	7	Chris Dowling	M	Yamaha R6 600	7	16:02.910	1:27.053	77.698	2:14.596	7	79.408	
18	19	Martin Copping	Mtz	Honda CBR 600	7	16:03.920	1:28.063	77.617	2:14.977	5	79.184	
19	36	Ricardo Galetti	Mtz	Yamaha R6 600	7	16:12.404	1:36.547	76.939	2:14.345	7	79.557	
20	16	Paul Bryant		Honda CBR 600	7	16:14.080	1:38.223	76.807	2:16.090	7	78.537	
21	9	Joe Ransom		Triumph 675	7	16:14.335	1:38.478	76.787	2:15.742	7	78.738	
22	41	Trevor Hughes		Yamaha R6 600	7	16:15.894	1:40.037	76.664	2:15.629	7	78.804	TOF Racing
23	5	Richard Bavin	M	Yamaha R6 600	7	16:31.189	1:55.332	75.481	2:18.294	4	77.285	RPB Racing
24	38	Adam Deakin		Suzuki GSXR 600	7	16:32.007	1:56.150	75.419	2:18.633	5	77.096	
25	6	Darren Higgins		Yamaha R6 600	7	16:37.214	2:01.357	75.025	2:18.388	7	77.232	
26	82	Guiseppa Callari		Suzuki GSXR 600	7	16:39.859	2:04.002	74.827	2:19.433	6	76.654	
27	2	Jon Burgess		Honda CBR 600	7	16:40.763	2:04.906	74.759	2:19.624	6	76.549	R&B Electronics
28	97	Adam Moore		Triumph TT 600	7	16:41.496	2:05.639	74.704	2:17.990	6	77.455	
29	10	Michael Clarke		Yamaha R6 600	7	16:46.773	2:10.916	74.313	2:16.312	2	78.409	
30	17	Martin Janz		Honda CBR 600	7	16:48.371	2:12.514	74.195	2:15.078	5	79.125	
31	14	Matt Cousins		Triumph 675	7	16:59.988	2:24.131	73.350	2:21.267	6	75.658	
32	83	Will Griffiths	Mtz	Triumph 675	6	14:53.304	1 Lap	71.788	2:24.596	6	73.917	
33	13	Ben Murphy	Mtz	Yamaha R6 600	6	15:35.400	1 Lap	68.557	2:32.020	4	70.307	
34	73	Gowan Woolley	P	Yamaha R6 600	6	16:46.859	1 Lap	63.691	2:44.537	4	64.958	
Not classified												
DNF	8	Nick Anderson	Mtz	Yamaha R6 600	6	12:55.429	DNF	82.700	2:06.174	5	84.709	Tactile Signs/GKW
DNF	64	Matt Ogden		Honda CBR 600	6	12:55.809	DNF	82.660	2:05.542	6	85.135	
DNF	80	Daniel Kett		Yamaha R6 600	2	4:39.336	DNF	76.524	2:15.743	2	78.737	

Announcements

10 SECOND PENALTY TO BIKE 12 FOR A JUMP START.

Margin of Victory	Avg. Speed	Best Lap Tm	Best Spd	Best Lap by
21.655	85.421	2:03.263	86.709	79 - Scott Hudson

Chief Timekeeper

Orbits

Weather/Track:-Cloudy/Dry



www.mylaps.com

Licensed to: RS Sports Timing



2 - BMCRC - MRO CHAMPIONSHIPS 2011

Lapchart

BMCRC ROOKIE 600

SNETTERTON 300 2.969 Miles

RACE 10

27/03/2011 14:23

Race (7 Laps) started at 14:23:54

Competitors	Laps						
	1	2	3	4	5	6	7
Scott Hudson (79)	1	79	79	79	79	79	79
Daniel Helyer (100)	2	100	100	100	100	100	12
Lloyd Sutton Foster (68)	3	68	68	68	68	31	12
Robert Goodall (57)	4	57	57	70	31	12	31
Nick Anderson (8)	5	8	70	8	12	68	68
Mark Cole (70)	6	70	8	31	70	70	8
Philip Mulvenna (12)	7	12	31	57	57	8	70
Nico Cipriano (63)	8	63	12	12	63	63	64
Jay Budgen (31)	9	31	63	63	8	64	63
Matt Ogden (64)	10	64	33	33	64	33	33
Chris Paul (11)	11	11	64	64	33	57	57
Max Starr (55)	12	55	11	11	11	11	124
Aaron Drzystek (50)	13	50	50	50	124	124	11
Chris Saxby (33)	14	33	55	124	50	50	50
Borisa Pantelic (85)	15	85	124	55	55	34	34
Jed Angles (124)	16	124	34	34	34	55	55
Michael Clarke (10)	17	10	10	10	42	42	42
Greg Wright (34)	18	34	80	42	10	10	85
Daniel Kett (80)	19	80	7	7	7	19	10
Martin Copping (19)	20	19	42	19	19	7	19
Chris Dowling (7)	21	7	19	16	85	85	7
Ben Doolan (42)	22	42	36	9	16	16	16
Ricardo Galetti (36)	23	36	16	36	9	9	36
Martin Janz (17)	24	17	9	41	36	36	9
Paul Bryant (16)	25	16	41	85	41	41	41
Guiseppe Callari (82)	26	82	38	38	38	38	82
Joe Ransom (9)	27	9	82	5	5	5	5
Trevor Hughes (41)	28	41	5	82	82	6	6
Adam Deakin (38)	29	38	85	2	6	82	82
Richard Bavin (5)	30	5	2	6	2	2	2
Jon Burgess (2)	31	2	97	97	97	17	97
Adam Moore (97)	32	97	6	14	17	97	17
Darren Higgins (6)	33	6	14	17	14	14	14
Matt Cousins (14)	34	14	83	83	83	83	83
Will Griffiths (83)	35	83	17	13	13	13	13
Ben Murphy (13)	36	13	13	73	73	73	73
Gowan Woolley (73)	37	73	73				

Chief Timekeeper

Orbits

Weather/Track:-Cloudy/Dry



www.mylaps.com

Licensed to: RS Sports Timing



2 - BMCRC - MRO CHAMPIONSHIPS 2011

BMCRC ROOKIE 600

SNETTERTON 300 2.969 Miles

RACE 10

27/03/2011 14:23

Race (7 Laps) started at 14:23:54

(79) Scott Hudson	7 2:05.458	(124) Jed Angles	6 2:10.979	5 2:17.088 +1.346	4 2:21.036 +3.046
1		1	7 2:11.312 +0.333	6 2:18.335 +2.593	5 2:20.769 +2.779
2 2:03.825 +0.562		2 2:11.229 +3.834	(42) Ben Doolan	7 2:15.742	6 2:17.990
3 2:04.463 +1.200		3 2:08.424 +1.029	1	(41) Trevor Hughes	7 2:20.563 +2.573
4 2:03.882 +0.619		4 2:08.384 +0.989	2 2:15.334 +4.171	1	(10) Michael Clarke
5 2:03.263		5 2:08.386 +0.991	3 2:12.634 +1.471	2 2:21.767 +6.138	1
6 2:04.383 +1.120		6 2:07.395	4 2:13.614 +2.451	3 2:17.210 +1.581	2 2:16.312
7 2:06.367 +3.104		7 2:07.759 +0.364	5 2:11.163	4 2:17.127 +1.498	3 2:16.583 +0.271
(100) Daniel Helyer			6 2:13.283 +2.120	5 2:16.482 +0.853	4 2:16.416 +0.104
1		(57) Robert Goodall	7 2:14.015 +2.852	6 2:16.832 +1.203	5 2:17.424 +1.112
2 2:07.132 +1.338		1	(85) Borisa Pantelic	7 2:15.629	6 2:18.270 +1.958
3 2:06.793 +0.999		2 2:08.298 +0.487	1	(5) Richard Bavin	7 2:59.519 +43.207
4 2:09.019 +3.225		3 2:10.256 +2.445	2 2:36.051 +25.976	1	(17) Martin Janz
5 2:08.387 +2.593		4 2:07.811	3 2:14.137 +4.062	2 2:23.297 +5.003	1
6 2:07.841 +2.047		5 2:10.601 +2.790	4 2:11.063 +0.988	3 2:21.412 +3.118	2 2:41.167 +26.089
7 2:05.794		6 2:09.564 +1.753	5 2:10.457 +0.382	4 2:18.294	3 2:20.032 +4.954
(31) Jay Budgen		7 2:11.318 +3.507	6 2:12.436 +2.361	5 2:18.379 +0.085	4 2:16.954 +1.876
1		(50) Aaron Drzystek	7 2:10.075	6 2:19.662 +1.368	5 2:15.078
2 2:05.749		1	(7) Chris Dowling	7 2:18.390 +0.096	6 2:20.056 +4.978
3 2:07.938 +2.189		2 2:10.399 +2.802	1	(38) Adam Deakin	7 2:26.585 +11.507
4 2:07.207 +1.458		3 2:09.600 +2.003	2 2:16.565 +1.969	1	(14) Matt Cousins
5 2:06.510 +0.761		4 2:09.363 +1.766	3 2:16.411 +1.815	2 2:21.191 +2.558	1
6 2:08.061 +2.312		5 2:08.127 +0.530	4 2:15.875 +1.279	3 2:19.972 +1.339	2 2:24.125 +2.858
7 2:06.832 +1.083		6 2:07.964 +0.367	5 2:15.591 +0.995	4 2:19.228 +0.595	3 2:26.198 +4.931
(68) Lloyd Sutton Foster		7 2:07.597	6 2:17.750 +3.154	5 2:18.633	4 2:22.701 +1.434
1		(11) Chris Paul	7 2:14.596	6 2:18.829 +0.196	5 2:23.631 +2.364
2 2:08.218 +1.204		1	(19) Martin Copping	7 2:22.708 +4.075	6 2:21.267
3 2:08.739 +1.725		2 2:10.344 +2.102	1	(6) Darren Higgins	7 2:25.245 +3.978
4 2:08.958 +1.944		3 2:09.121 +0.879	2 2:17.914 +2.937	1	(83) Will Griffiths
5 2:07.735 +0.721		4 2:08.242	3 2:16.213 +1.236	2 2:22.710 +4.322	1
6 2:07.014		5 2:09.307 +1.065	4 2:15.617 +0.640	3 2:20.582 +2.194	2 2:29.422 +4.826
7 2:07.139 +0.125		6 2:08.612 +0.370	5 2:14.977	4 2:21.036 +2.648	3 2:26.499 +1.903
(63) Nico Cipriano		7 2:08.323 +0.081	6 2:17.465 +2.488	5 2:19.372 +0.984	4 2:27.186 +2.590
1		(33) Chris Saxby	7 2:16.292 +1.315	6 2:19.586 +1.198	5 2:25.695 +1.099
2 2:09.263 +2.988		1	(36) Ricardo Galetti	7 2:18.388	6 2:24.596
3 2:07.209 +0.934		2 2:08.640 +1.517	1	(82) Guiseppe Callari	(13) Ben Murphy
4 2:07.165 +0.890		3 2:08.756 +1.633	2 2:20.018 +5.673	1	1
5 2:07.111 +0.836		4 2:07.168 +0.045	3 2:19.427 +5.082	2 2:24.803 +5.370	2 2:33.496 +1.476
6 2:06.842 +0.567		5 2:07.123	4 2:16.970 +2.625	3 2:21.920 +2.487	3 2:33.000 +0.980
7 2:06.275		6 2:07.652 +0.529	5 2:17.286 +2.941	4 2:21.011 +1.578	4 2:32.020
(70) Mark Cole		7 2:15.539 +8.416	6 2:16.910 +2.565	5 2:21.590 +2.157	5 2:34.834 +2.814
1		(34) Greg Wright	7 2:14.345	6 2:19.433	6 2:38.969 +6.949
2 2:07.189		1	(16) Paul Bryant	7 2:21.007 +1.574	(73) Gowan Woolley
3 2:07.452 +0.263		2 2:11.149 +0.860	1	(2) Jon Burgess	1
4 2:09.400 +2.211		3 2:11.731 +1.442	2 2:19.046 +2.956	1	2 2:48.074 +3.537
5 2:07.993 +0.804		4 2:10.481 +0.192	3 2:17.317 +1.227	2 2:23.695 +4.071	3 2:47.150 +2.613
6 2:07.393 +0.204		5 2:10.645 +0.356	4 2:17.046 +0.956	3 2:21.299 +1.675	4 2:44.537
7 2:07.927 +0.738		6 2:10.289	5 2:18.016 +1.926	4 2:21.828 +2.204	5 2:45.334 +0.797
(12) Philip Mulvenna		7 2:12.211 +1.922	6 2:17.999 +1.909	5 2:19.928 +0.304	6 2:47.411 +2.874
1		(55) Max Starr	7 2:16.090	6 2:19.624	(8) Nick Anderson
2 2:08.055 +2.597		1	(9) Joe Ransom	7 2:21.018 +1.394	1
3 2:08.912 +3.454		2 2:12.160 +1.181	1	(97) Adam Moore	2 2:08.144 +1.970
4 2:06.372 +0.914		3 2:12.048 +1.069	2 2:17.845 +2.103	1	3 2:07.841 +1.667
5 2:06.169 +0.711		4 2:12.107 +1.128	3 2:18.523 +2.781	2 2:24.388 +6.398	4 2:10.516 +4.342
6 2:05.747 +0.289		5 2:12.336 +1.357	4 2:16.480 +0.738	3 2:23.088 +5.098	5 2:06.174

Chief Timekeeper

Weather/Track:-Cloudy/Dry

Orbits



www.mylaps.com

Licensed to: RS Sports Timing



2 - BMCRC - MRO CHAMPIONSHIPS 2011

BMCRC ROOKIE 600

SNETTERTON 300 2.969 Miles

RACE 10

27/03/2011 14:23

Race (7 Laps) started at 14:23:54

6 2:06.809 +0.635

(64) Matt Ogden

1		
2	2:10.623	+5.081
3	2:08.047	+2.505
4	2:05.686	+0.144
5	2:06.761	+1.219
6	2:05.542	

(80) Daniel Kett

1		
2	2:15.743	

Chief Timekeeper


Orbits

Weather/Track:-Cloudy/Dry



www.mylaps.com

Licensed to: RS Sports Timing



**BMCRC – MRO
Championships 2011
26th & 27th March 2011**

Snetterton 300

MRO Superteens



Results by RS Sports Timing



2 - BMCRC - MRO CHAMPIONSHIPS 2011

Sorted on Best Lap time

MRO 80 & 125 SUPERTEENS

SNETTERTON 300 2.969 Miles

QUALIFYING

26/03/2011 09:14

Qualifying started at 9:14:28

Pos	No.	Name	C	Bike	Best Tm	Diff	Lap Speed	In Lap	Laps	Sponsor
1	57	Oliver Fitz-Patrick	80	Metrakit 80	2:28.557		71.946	6	6	
2	24	Jordan Gilbert		Aprilia RS 125	2:30.691	2.134	70.927	5	6	M25 Copiers
3	100	Lewis Black		Cagiva Mito 125	2:31.405	2.848	70.592	4	6	Cagiva/Buff
4	64	Asher Durham	80	Metrakit 80	2:37.632	9.075	67.804	6	6	Moby Dicks
5	4	Connor Moody	R	Aprilia RS 125	2:40.051	11.494	66.779	2	4	
6	88	Shaw Allen	R	Aprilia RS 125	2:47.334	18.777	63.872	4	6	
7	41	Luke Harris	R	Aprilia RS 125	2:52.457	23.900	61.975	3	3	
8	77	Harry Buckle	R	Aprilia RS 125	2:54.150	25.593	61.373	5	5	Somerset Dyno
9	43	Alex Platt	R	Aprilia RS 125	2:59.190	30.633	59.646	5	5	
10	8	Jack Bleakley	80	Metrakit 80	3:10.775	42.218	56.024	2	2	CMH Heating
11	34	Debbie Pettet	R	Aprilia RS 125	3:23.029	54.472	52.643	5	5	SS Racing

Chief Timekeeper

Orbits

Weather/Track:-Cloudy/Dry



www.mylaps.com

Licensed to: RS Sports Timing

Printed: 26/03/2011 09:36:41



2 - BMCRC - MRO CHAMPIONSHIPS 2011

MRO 80 & 125 SUPERTEENS

SNETTERTON 300 2.969 Miles

QUALIFYING

26/03/2011 09:14

Qualifying started at 9:14:28

<u>(57) Oliver Fitz-Patrick</u>		
1	2:38.177	+9.620
2	2:30.269	+1.712
3	2:30.147	+1.590
4	2:30.323	+1.766
5	2:29.099	+0.542
6	2:28.557	

3	3:08.426	+9.236
4	3:00.971	+1.781
5	2:59.190	
<u>(8) Jack Bleakley</u>		
1	3:30.806	+20.031
2	3:10.775	

<u>(24) Jordan Gilbert</u>		
1	2:45.578	+14.887
2	2:34.059	+3.368
3	2:31.106	+0.415
4	2:31.602	+0.911
5	2:30.691	
6	2:30.744	+0.053

<u>(34) Debbie Pettet</u>		
1	3:41.115	+18.086
2	3:27.044	+4.015
3	3:31.931	+8.902
4	3:24.776	+1.747
5	3:23.029	

<u>(100) Lewis Black</u>		
1	2:40.037	+8.632
2	2:32.917	+1.512
3	2:33.000	+1.595
4	2:31.405	
5	2:32.777	+1.372
6	2:32.050	+0.645

<u>(64) Asher Durham</u>		
1	2:49.928	+12.296
2	2:43.569	+5.937
3	2:40.764	+3.132
4	2:40.108	+2.476
5	2:38.011	+0.379
6	2:37.632	

<u>(4) Connor Moody</u>		
1	2:45.136	+5.085
2	2:40.051	
3	2:40.466	+0.415
4	2:41.451	+1.400

<u>(88) Shaw Allen</u>		
1	2:58.195	+10.861
2	2:52.419	+5.085
3	2:49.016	+1.682
4	2:47.334	
5	2:50.914	+3.580
6	2:50.214	+2.880

<u>(41) Luke Harris</u>		
1	2:58.570	+6.113
2	2:55.527	+3.070
3	2:52.457	

<u>(77) Harry Buckle</u>		
1	3:16.857	+22.707
2	3:05.191	+11.041
3	2:59.563	+5.413
4	2:58.052	+3.902
5	2:54.150	

<u>(43) Alex Platt</u>		
1	3:12.057	+12.867
2	3:04.261	+5.071

Chief Timekeeper

Orbits

Weather/Track:-Cloudy/Dry



www.mylaps.com

Licensed to: RS Sports Timing



2 - BMCRC - MRO CHAMPIONSHIPS 2011

Sorted on Laps

MRO 80 & 125 SUPERTEENS

SNETTERTON 300 2.969 Miles

RACE 2

26/03/2011 11:59

Race (5 Laps) started at 11:59:29

Pos	No.	Name	C	Bike	Laps	Total Tm	Diff	Avg. Speed	Best Tm Lap	Lap Speed	Sponsor	
1	57	Oliver Fitz-Patrick	R	Aprilia RS 125	5	12:31.575		71.104	2:27.442	4	72.490	
2	24	Jordan Gilbert		Aprilia RS 125	5	12:33.012	1.437	70.969	2:27.935	4	72.248	M25 Copiers
3	100	Lewis Black		Cagiva Mito 125	5	12:55.686	24.111	68.894	2:33.147	3	69.789	Cagiva/Buf
4	64	Asher Durham	80	Metrakit 80	5	13:09.670	38.095	67.674	2:35.439	5	68.760	Moby Dicks
5	4	Connor Moody	R	Aprilia RS 125	5	13:10.971	39.396	67.563	2:36.671	4	68.220	
6	41	Luke Harris	R	Aprilia RS 125	5	14:27.052	1:55.477	61.634	2:49.093	5	63.208	
7	43	Alex Platt	R	Aprilia RS 125	5	14:28.753	1:57.178	61.514	2:47.268	5	63.898	
8	77	Harry Buckle	R	Aprilia RS 125	5	14:30.762	1:59.187	61.372	2:49.419	5	63.086	Somerset Dyno
9	8	Jack Bleakley	80	Metrakit 80	4	12:38.661	1 Lap	56.352	3:05.166	4	57.721	CMH Heating
10	34	Debbie Pettet	R	Aprilia RS 125	4	13:23.374	1 Lap	53.216	3:16.519	3	54.387	SS Racing
Not classified												
DNF	88	Shaw Allen	R	Aprilia RS 125	3	8:41.882	DNF	61.439	2:49.088	2	63.210	

Margin of Victory	Avg. Speed	Best Lap Tm	Best Spd	Best Lap by
1.437	71.104	2:27.442	72.490	57 - Oliver Fitz-Patrick

Chief Timekeeper

Orbits

Weather/Track:-Cloudy/Dry



www.mylaps.com

Licensed to: RS Sports Timing



2 - BMCRC - MRO CHAMPIONSHIPS 2011

Lapchart

MRO 80 & 125 SUPERTEENS

SNETTERTON 300 2.969 Miles

RACE 2

26/03/2011 11:59

Race (5 Laps) started at 11:59:29

Competitors	Laps				
	1	2	3	4	5
Oliver Fitz-Patrick (57)	1	57	57	57	57
Jordan Gilbert (24)	2	24	24	24	24
Lewis Black (100)	3	100	100	100	100
Connor Moody (4)	4	4	4	4	64
Asher Durham (64)	5	64	64	64	4
Luke Harris (41)	6	41	41	88	41
Shaw Allen (88)	7	88	88	41	77
Harry Buckle (77)	8	77	77	77	43
Alex Platt (43)	9	43	43	43	8
Jack Bleakley (8)	10	8	8	8	34
Debbie Pettet (34)	11	34	34	34	

Chief Timekeeper

Orbits

Weather/Track:-Cloudy/Dry



www.mylaps.com

Licensed to: RS Sports Timing

Printed: 26/03/2011 12:18:18



2 - BMCRC - MRO CHAMPIONSHIPS 2011

MRO 80 & 125 SUPERTEENS

SNETTERTON 300 2.969 Miles

RACE 2

26/03/2011 11:59

Race (5 Laps) started at 11:59:29

(57) Oliver Fitz-Patrick

1		
2	2:29.595	+2.153
3	2:28.676	+1.234
4	2:27.442	
5	2:27.610	+0.168

(34) Debbie Pettet

1		
2	3:21.117	+4.598
3	3:16.519	
4	3:20.353	+3.834

(24) Jordan Gilbert

1		
2	2:29.627	+1.692
3	2:28.676	+0.741
4	2:27.935	
5	2:28.378	+0.443

(88) Shaw Allen

1		
2	2:49.088	
3	2:49.997	+0.909

(100) Lewis Black

1		
2	2:33.555	+0.408
3	2:33.147	
4	2:34.532	+1.385
5	2:34.513	+1.366

(64) Asher Durham

1		
2	2:36.680	+1.241
3	2:37.475	+2.036
4	2:36.325	+0.886
5	2:35.439	

(4) Connor Moody

1		
2	2:37.150	+0.479
3	2:37.584	+0.913
4	2:36.671	
5	2:36.803	+0.132

(41) Luke Harris

1		
2	2:52.484	+3.391
3	2:50.599	+1.506
4	2:55.899	+6.806
5	2:49.093	

(43) Alex Platt

1		
2	2:54.239	+6.971
3	2:52.593	+5.325
4	2:48.682	+1.414
5	2:47.268	

(77) Harry Buckle

1		
2	2:52.768	+3.349
3	2:52.351	+2.932
4	2:53.395	+3.976
5	2:49.419	

(8) Jack Bleakley

1		
2	3:07.449	+2.283
3	3:06.464	+1.298
4	3:05.166	

Chief Timekeeper

Orbits

Weather/Track:-Cloudy/Dry



www.mylaps.com

Licensed to: RS Sports Timing



2 - BMCRC - MRO CHAMPIONSHIPS 2011

Sorted on Laps

MRO 80 & 125 SUPERTEENS

SNETTERTON 300 2.969 Miles

RACE 9

26/03/2011 15:23

Race (5 Laps) started at 15:23:27

Pos	No.	Name	C	Bike	Laps	Total Tm	Diff	Avg. Speed	Best Tm Lap	Lap Speed	Sponsor	
1	24	Jordan Gilbert		Aprilia RS 125	5	12:20.277		72.189	2:25.230	5	73.594	M25 Copiers
2	100	Lewis Black		Cagiva Mito 125	5	12:51.290	31.013	69.287	2:31.848	2	70.386	Cagiva/Buff
3	64	Asher Durham	80	Metrakit 80	5	13:00.291	40.014	68.487	2:33.716	4	69.531	Moby Dicks
4	4	Connor Moody	R	Aprilia RS 125	5	13:02.697	42.420	68.277	2:33.637	4	69.567	
5	41	Luke Harris	R	Aprilia RS 125	5	13:59.860	1:39.583	63.630	2:45.651	4	64.521	
6	77	Harry Buckle	R	Aprilia RS 125	5	14:02.708	1:42.431	63.415	2:45.508	4	64.577	Somerset Dyno
7	88	Shaw Allen	R	Aprilia RS 125	5	14:27.784	2:07.507	61.582	2:49.522	3	63.048	
8	8	Jack Bleakley	80	Metrakit 80	5	15:24.820	3:04.543	57.784	2:54.881	4	61.116	CMH Heating
9	34	Debbie Pettet	R	Aprilia RS 125	4	13:13.124	1 Lap	53.903	3:13.778	3	55.156	SS Racing
Not classified												
DNF	57	Oliver Fitz-Patrick	R	Aprilia RS 125	4	9:54.892	DNF	71.865	2:26.224	4	73.094	
DNF	43	Alex Platt	R	Aprilia RS 125			DNF	-		0	-	

Announcements

10 SECOND PENALTY TO BIKE 8 FOR A JUMP START.

Margin of Victory	Avg. Speed	Best Lap Tm	Best Spd	Best Lap by
31.013	72.189	2:25.230	73.594	24 - Jordan Gilbert

Chief Timekeeper

Orbits

Weather/Track:-Cloudy/Dry



www.mylaps.com

Licensed to: RS Sports Timing



2 - BMCRC - MRO CHAMPIONSHIPS 2011

Lapchart

MRO 80 & 125 SUPERTEENS

SNETTERTON 300 2.969 Miles

RACE 9

26/03/2011 15:23

Race (5 Laps) started at 15:23:27

Competitors	Laps					
	1	2	3	4	5	
Oliver Fitz-Patrick (57)	1	57	24	57	57	24
Jordan Gilbert (24)	2	24	57	24	24	100
Lewis Black (100)	3	100	100	100	100	64
Asher Durham (64)	4	64	64	64	64	4
Connor Moody (4)	5	4	4	4	4	41
Luke Harris (41)	6	41	41	41	41	77
Harry Buckle (77)	7	77	77	77	77	88
Shaw Allen (88)	8	88	88	88	88	8
Jack Bleakley (8)	9	8	8	8	8	
Debbie Pettet (34)	10	34	34	34	34	
-	11					

Chief Timekeeper

Orbits

Weather/Track:-Cloudy/Dry



www.mylaps.com

Licensed to: RS Sports Timing

Printed: 26/03/2011 15:41:12



2 - BMCRC - MRO CHAMPIONSHIPS 2011

MRO 80 & 125 SUPERTEENS

SNETTERTON 300 2.969 Miles

RACE 9

26/03/2011 15:23

Race (5 Laps) started at 15:23:27

(24) Jordan Gilbert

1		
2	2:26.941	+1.711
3	2:26.944	+1.714
4	2:26.317	+1.087
5	2:25.230	

(57) Oliver Fitz-Patrick

1		
2	2:27.464	+1.240
3	2:26.869	+0.645
4	2:26.224	

(100) Lewis Black

1		
2	2:31.848	
3	2:32.486	+0.638
4	2:33.268	+1.420
5	2:36.004	+4.156

(64) Asher Durham

1		
2	2:35.081	+1.365
3	2:35.468	+1.752
4	2:33.716	
5	2:34.999	+1.283

(4) Connor Moody

1		
2	2:36.125	+2.488
3	2:34.438	+0.801
4	2:33.637	
5	2:34.985	+1.348

(41) Luke Harris

1		
2	2:47.511	+1.860
3	2:46.862	+1.211
4	2:45.651	
5	2:45.929	+0.278

(77) Harry Buckle

1		
2	2:47.482	+1.974
3	2:46.974	+1.466
4	2:45.508	
5	2:46.355	+0.847

(88) Shaw Allen

1		
2	2:53.269	+3.747
3	2:49.522	
4	2:52.008	+2.486
5	2:53.861	+4.339

(8) Jack Bleakley

1		
2	3:05.742	+10.861
3	3:01.498	+6.617
4	2:54.881	
5	3:00.503	+5.622

(34) Debbie Pettet

1		
2	3:18.386	+4.608
3	3:13.778	
4	3:18.572	+4.794

Chief Timekeeper

Orbits

Weather/Track:-Cloudy/Dry



www.mylaps.com

Licensed to: RS Sports Timing



2 - BMCRC - MRO CHAMPIONSHIPS 2011

Sorted on Laps

MRO 80 & 125 SUPERTEENS

SNETTERTON 300 2.969 Miles

RACE 2

27/03/2011 10:20

Race (7 Laps) started at 10:20:11

Pos	No.	Name	C	Bike	Laps	Total Tm	Diff	Avg. Speed	Best Tm Lap	Lap Speed	Sponsor	
1	57	Oliver Fitz-Patrick	R	Aprilia RS 125	7	17:24.892		71.602	2:26.418	6	72.997	
2	24	Jordan Gilbert		Aprilia RS 125	7	17:31.332	6.440	71.163	2:27.260	5	72.579	M25 Copiers
3	100	Lewis Black		Cagiva Mito 125	7	17:58.511	33.619	69.370	2:31.839	7	70.391	Cagiva/Buf
4	4	Connor Moody	R	Aprilia RS 125	7	17:58.620	33.728	69.363	2:31.923	7	70.352	
5	64	Asher Durham	80	Metrakit 80	7	18:07.951	43.059	68.768	2:33.004	3	69.855	Moby Dicks
6	41	Luke Harris	R	Aprilia RS 125	7	19:01.749	1:36.857	65.528	2:38.732	7	67.334	
7	77	Harry Buckle	R	Aprilia RS 125	7	19:01.797	1:36.905	65.525	2:38.360	7	67.492	Somerset Dyno
8	8	Jack Bleakley	80	Metrakit 80	7	19:44.136	2:19.244	63.182	2:44.246	2	65.073	CMH Heating
9	34	Debbie Pettet	R	Aprilia RS 125	5	17:39.476	2 Laps	50.440	3:23.233	5	52.590	SS Racing
Not classified												
DNF	43	Alex Platt	R	Aprilia RS 125	2	6:04.758	DNF	58.603	2:52.147	2	62.087	

Margin of Victory	Avg. Speed	Best Lap Tm	Best Spd	Best Lap by
6.440	71.602	2:26.418	72.997	57 - Oliver Fitz-Patrick

Chief Timekeeper

Orbits

Weather/Track:-Cloudy/Dry



www.mylaps.com

Licensed to: RS Sports Timing



2 - BMCRC - MRO CHAMPIONSHIPS 2011

Lapchart

MRO 80 & 125 SUPERTEENS

SNETTERTON 300 2.969 Miles

RACE 2

27/03/2011 10:20

Race (7 Laps) started at 10:20:11

Competitors	Laps						
	1	2	3	4	5	6	7
Oliver Fitz-Patrick (57)	57	57	57	57	57	57	57
Jordan Gilbert (24)	24	24	24	24	24	24	24
Connor Moody (4)	4	100	100	100	100	100	100
Lewis Black (100)	100	4	4	4	4	4	4
Asher Durham (64)	64	64	64	64	64	64	64
Harry Buckle (77)	77	77	77	77	77	41	41
Luke Harris (41)	41	41	41	41	41	77	77
Jack Bleakley (8)	8	8	8	8	8	8	8
Alex Platt (43)	43	43	34	34	34		
Debbie Pettet (34)	34	34					

Chief Timekeeper

Orbits

Weather/Track:-Cloudy/Dry



www.mylaps.com

Licensed to: RS Sports Timing

Printed: 27/03/2011 10:41:56



2 - BMCRC - MRO CHAMPIONSHIPS 2011

MRO 80 & 125 SUPERTEENS

SNETTERTON 300 2.969 Miles

RACE 2

27/03/2011 10:20

Race (7 Laps) started at 10:20:11

7 2:38.360

(57) Oliver Fitz-Patrick

1		
2	2:29.418	+3.000
3	2:29.130	+2.712
4	2:29.279	+2.861
5	2:26.813	+0.395
6	2:26.418	
7	2:27.068	+0.650

(8) Jack Bleakley

1		
2	2:44.246	
3	2:47.757	+3.511
4	2:49.591	+5.345
5	2:48.579	+4.333
6	2:49.324	+5.078
7	2:48.702	+4.456

(24) Jordan Gilbert

1		
2	2:29.027	+1.767
3	2:29.343	+2.083
4	2:29.402	+2.142
5	2:27.260	
6	2:28.521	+1.261
7	2:30.593	+3.333

(34) Debbie Pettet

1		
2	3:38.083	+14.850
3	3:35.001	+11.768
4	3:34.160	+10.927
5	3:23.233	

(100) Lewis Black

1		
2	2:33.485	+1.646
3	2:32.372	+0.533
4	2:32.747	+0.908
5	2:32.615	+0.776
6	2:33.049	+1.210
7	2:31.839	

(43) Alex Platt

1		
2	2:52.147	

(4) Connor Moody

1		
2	2:34.005	+2.082
3	2:32.547	+0.624
4	2:32.470	+0.547
5	2:33.186	+1.263
6	2:32.215	+0.292
7	2:31.923	

(64) Asher Durham

1		
2	2:34.089	+1.085
3	2:33.004	
4	2:36.458	+3.454
5	2:34.276	+1.272
6	2:33.554	+0.550
7	2:34.078	+1.074

(41) Luke Harris

1		
2	2:43.152	+4.420
3	2:43.239	+4.507
4	2:42.965	+4.233
5	2:42.043	+3.311
6	2:38.858	+0.126
7	2:38.732	

(77) Harry Buckle

1		
2	2:43.324	+4.964
3	2:43.147	+4.787
4	2:42.850	+4.490
5	2:42.189	+3.829
6	2:39.386	+1.026

Chief Timekeeper

Orbits

Weather/Track:-Cloudy/Dry



www.mylaps.com

Licensed to: RS Sports Timing



2 - BMCRC - MRO CHAMPIONSHIPS 2011

Sorted on Laps

MRO 80 & 125 SUPERTEENS

SNETTERTON 300 2.969 Miles

RACE 11

27/03/2011 15:18

Race (4 Laps) started at 15:18:18

Pos	No.	Name	C	Bike	Laps	Total Tm	Diff	Avg. Speed	Best Tm Lap	Lap Speed	Sponsor	
1	24	Jordan Gilbert		Aprilia RS 125	2	5:04.768		70.139	2:28.845	2	71.807	M25 Copiers
2	4	Connor Moody	R	Aprilia RS 125	2	5:21.827	17.059	66.421	2:38.302	2	67.517	
3	64	Asher Durham	80	Metrakit 80	2	5:22.702	17.934	66.241	2:37.741	2	67.757	Moby Dicks
4	41	Luke Harris	R	Aprilia RS 125	2	5:32.110	27.342	64.364	2:41.927	2	66.005	
5	77	Harry Buckle	R	Aprilia RS 125	2	5:32.187	27.419	64.349	2:42.111	2	65.930	Somerset Dyno
6	43	Alex Platt	R	Aprilia RS 125	2	6:05.896	1:01.128	58.421	2:58.927	2	59.734	
7	34	Debbie Pettet	R	Aprilia RS 125	2	6:50.144	1:45.376	52.118	3:22.965	2	52.660	SS Racing
Not classified												
DNF	57	Oliver Fitz-Patrick	R	Aprilia RS 125	1	2:35.754	DNF	68.621		0	-	
DNF	100	Lewis Black		Cagiva Mito 125			DNF	-		0	-	Cagiva/Buf
DNF	88	Shaw Allen	R	Aprilia RS 125			DNF	-		0	-	
DNF	8	Jack Bleakley	80	Metrakit 80			DNF	-		0	-	CMH Heating

Announcements
RACE STOPPED.

Margin of Victory	Avg. Speed	Best Lap Tm	Best Spd	Best Lap by
17.059	70.139	2:28.845	71.807	24 - Jordan Gilbert

Chief Timekeeper

Orbits

Weather/Track:-Cloudy/Dry



www.mylaps.com

Licensed to: RS Sports Timing



2 - BMCRC - MRO CHAMPIONSHIPS 2011

Lapchart

MRO 80 & 125 SUPERTEENS

SNETTERTON 300 2.969 Miles

RACE 11

27/03/2011 15:18

Race (4 Laps) started at 15:18:18

Competitors	Laps	
	1	2
Oliver Fitz-Patrick (57)	1	57 24
Jordan Gilbert (24)	2	24 4
Connor Moody (4)	3	4 64
Asher Durham (64)	4	64 41
Harry Buckle (77)	5	77 77
Luke Harris (41)	6	41 43
Alex Platt (43)	7	43 34
Debbie Pettet (34)	8	34
-	9	
-	10	
-	11	

Chief Timekeeper

Orbits

Weather/Track:-Cloudy/Dry



www.mylaps.com

Licensed to: RS Sports Timing

Printed: 27/03/2011 15:37:54



2 - BMCRC - MRO CHAMPIONSHIPS 2011

MRO 80 & 125 SUPERTEENS

SNETTERTON 300 2.969 Miles

RACE 11

27/03/2011 15:18

Race (4 Laps) started at 15:18:18

(24) Jordan Gilbert

1
2 2:28.845

(4) Connor Moody

1
2 2:38.302

(64) Asher Durham

1
2 2:37.741

(41) Luke Harris

1
2 2:41.927

(77) Harry Buckle

1
2 2:42.111

(43) Alex Platt

1
2 2:58.927

(34) Debbie Pettet

1
2 3:22.965

(57) Oliver Fitz-Patrick

1

Chief Timekeeper

Orbits

Weather/Track:-Cloudy/Dry



www.mylaps.com

Licensed to: RS Sports Timing

Printed: 27/03/2011 15:38:32



BMCRC – MRO Championships 2011

26th & 27th March 2011

Snetterton 300

MRO Minitwins



Results by RS Sports Timing



2 - BMCRC - MRO CHAMPIONSHIPS 2011

Sorted on Best Lap time

MRO MINITWINS (INC THE JUNIOR CUP)

SNETTERTON 300 2.969 Miles

QUALIFYING

26/03/2011 09:33

Qualifying started at 9:33:49

Pos	No.	Name	C	Bike	Best Tm	Diff	Lap Speed	In Lap	Laps	Sponsor
1	58	Sebastian Kelly		Suzuki SV 650	2:08.805		82.978	4	7	Steve Jordan
2	5	Luke Helm	J	Suzuki SV 650	2:09.470	0.665	82.552	7	7	Ducati Manchester
3	7	Daniel Couzens		Suzuki SV 650	2:09.866	1.061	82.301	7	7	Team V Speed
4	69	Anthony Russo		Suzuki SV 650	2:10.217	1.412	82.079	3	6	Titan Elevators
5	55	James Edwards		Suzuki SV 650	2:10.238	1.433	82.065	4	6	Go Racing Developments
6	3	Jesse Jones	J	Suzuki Gladuis 650	2:10.409	1.604	81.958	5	6	T3 Racing/Halo
7	90	Jonathan Wright		Suzuki SV 650	2:10.888	2.083	81.658	4	4	Baldy Racing
8	76	Charlie King	J	Suzuki SV 650	2:11.111	2.306	81.519	6	6	
9	82	Matt Hinnells		Suzuki SV 650	2:11.783	2.978	81.103	7	7	SDC/CB Training Services
10	31	Sam Cox		Suzuki SV 650	2:11.849	3.044	81.063	3	4	SDC Performance
11	9	Dan Wright		Suzuki SV 650	2:11.934	3.129	81.011	7	7	
12	23	Ross McLurg		Suzuki SV 650	2:12.391	3.586	80.731	6	7	
13	86	Paul Witherington		Suzuki SV 650	2:12.588	3.783	80.611	6	7	P&R Plumbing/Willsher Plant
14	24	Terry Lewis		Suzuki SV 650	2:13.235	4.430	80.219	2	2	BCL
15	20	Paul Wardell		Suzuki SV 650	2:13.753	4.948	79.909	7	7	Bee Design Ltd/BCL
16	22	Nicholas Brown	J	Suzuki SV 650	2:15.304	6.499	78.993	5	7	
17	38	Paul Fryer		Suzuki SV 650	2:15.344	6.539	78.969	7	7	B&W Bikes
18	98	Steve Topping		Suzuki SV 650	2:15.671	6.866	78.779	4	6	
19	99	Lee Bellotti		Suzuki SV 650	2:17.336	8.531	77.824	6	7	Steve Bellotti
20	16	Carl Newbigging	J	Suzuki SV 650	2:17.516	8.711	77.722	6	7	
21	36	Andrew Scott		Suzuki SV 650	2:17.852	9.047	77.533	7	7	
22	32	Ben Gilbert	J	Suzuki SV 650	2:18.703	9.898	77.057	6	7	
23	42	Ross Barnes		Suzuki SV 650	2:19.127	10.322	76.822	6	7	Chasbikes
24	39	Mark Jones		Suzuki SV 650	2:19.998	11.193	76.344	6	7	
25	60	Chris Green		Suzuki SV 650	2:20.005	11.200	76.340	5	6	T J Shillington
26	8	Gerrard Spear		Suzuki SV 650	2:20.174	11.369	76.248	3	7	Team V Speed
27	11	George Lawson		Suzuki SV 650	2:20.244	11.439	76.210	4	6	I.E.S & Steeltech
28	85	Justin Kelly		Suzuki SV 650	2:21.101	12.296	75.747	5	7	Steve Jordan
29	6	Joe Carnell	J	Suzuki SV 650	2:21.285	12.480	75.649	5	5	HM Racing
30	17	Joshua Wood	J	Suzuki SV 650	2:21.713	12.908	75.420	6	6	Westhouse Garage
31	53	Tom Barrett		Suzuki SV 650	2:22.382	13.577	75.066	5	6	
32	37	Stephen Wilson		Suzuki SV 650	2:22.616	13.811	74.943	2	6	
33	88	Michael Golden		Suzuki SV 650	2:23.951	15.146	74.248	4	6	Martin & Company
34	80	Nick King		Suzuki SV 650	2:24.937	16.132	73.743	5	6	
35	27	Gabrielle Burne		Suzuki SV 650	2:26.790	17.985	72.812	5	6	Supergirl Racing

Chief Timekeeper

Orbits

Weather/Track:-Cloudy/Dry



www.mylaps.com

Licensed to: RS Sports Timing

Printed: 26/03/2011 09:52:21



2 - BMCRC - MRO CHAMPIONSHIPS 2011

MRO MINITWINS (INC THE JUNIOR CUP)

SNETTERTON 300 2.969 Miles

QUALIFYING

26/03/2011 09:33

Qualifying started at 9:33:49

(58) Sebastian Kelly		4 2:11.970 +0.859	3 2:17.067 +1.763	3 2:21.341 +2.214	6 2:21.713
1 2:21.510 +12.705		5 2:13.255 +2.144	4 2:16.111 +0.807	4 2:22.947 +3.820	(53) Tom Barrett
2 2:13.872 +5.067		6 2:11.111	5 2:15.304	5 2:19.722 +0.595	1 2:36.475 +14.093
3 2:10.778 +1.973		(82) Matt Hinnells	6 2:15.779 +0.475	6 2:19.127	2 2:37.385 +15.003
4 2:08.805		1 2:25.100 +13.317	7 2:19.336 +4.032	7 2:19.277 +0.150	3 2:23.383 +1.001
5 2:09.585 +0.780		2 2:16.315 +4.532	(38) Paul Fryer	(39) Mark Jones	4 2:22.706 +0.324
6 2:08.937 +0.132		3 2:13.391 +1.608	1 2:29.630 +14.286	1 2:34.778 +14.780	5 2:22.382
7 2:09.205 +0.400		4 2:12.591 +0.808	2 2:20.657 +5.313	2 2:21.551 +1.553	6 2:25.660 +3.278
(5) Luke Helm		5 2:14.125 +2.342	3 2:18.589 +3.245	3 2:22.264 +2.266	(37) Stephen Wilson
1 2:16.807 +7.337		6 2:12.552 +0.769	4 2:17.903 +2.559	4 2:23.977 +3.979	1 2:32.543 +9.927
2 2:13.156 +3.686		7 2:11.783	5 2:16.013 +0.669	5 2:20.744 +0.746	2 2:22.616
3 2:09.754 +0.284		(31) Sam Cox	6 2:17.011 +1.667	6 2:19.998	3 2:23.406 +0.790
4 2:09.546 +0.076		1 2:15.514 +3.665	7 2:15.344	7 2:25.165 +5.167	4 2:24.083 +1.467
5 2:10.265 +0.795		2 2:13.229 +1.380	(98) Steve Topping	(60) Chris Green	5 2:24.442 +1.826
6 2:09.753 +0.283		3 2:11.849	1 2:25.270 +9.599	1 2:36.232 +16.227	6 2:25.264 +2.648
7 2:09.470		4 2:12.940 +1.091	2 2:19.414 +3.743	2 2:27.970 +7.965	(88) Michael Golden
(7) Daniel Couzens		(9) Dan Wright	3 2:18.601 +2.930	3 2:22.575 +2.570	1 2:35.844 +11.893
1 2:19.236 +9.370		1 2:21.449 +9.515	4 2:15.671	4 2:20.346 +0.341	2 2:28.552 +4.601
2 2:12.618 +2.752		2 2:15.442 +3.508	5 2:16.737 +1.066	5 2:20.005	3 2:25.633 +1.682
3 2:11.400 +1.534		3 2:12.999 +1.065	6 2:59.011 +43.340	6 2:20.836 +0.831	4 2:23.951
4 2:10.506 +0.640		4 2:12.178 +0.244	(99) Lee Bellotti	(8) Gerrard Spear	5 2:24.307 +0.356
5 2:10.386 +0.520		5 2:12.610 +0.676	1 2:35.894 +18.558	1 2:28.494 +8.320	6 2:24.253 +0.302
6 2:10.279 +0.413		6 2:12.436 +0.502	2 2:24.181 +6.845	2 2:22.342 +2.168	(80) Nick King
7 2:09.866		7 2:11.934	3 2:21.884 +4.548	3 2:20.174	1 2:36.686 +11.749
(69) Anthony Russo		(23) Ross McLurg	4 2:22.491 +5.155	4 2:21.135 +0.961	2 2:29.861 +4.924
1 2:27.891 +17.674		1 2:23.118 +10.727	5 2:19.421 +2.085	5 2:21.625 +1.451	3 2:26.997 +2.060
2 2:15.034 +4.817		2 2:17.824 +5.433	6 2:17.336	6 2:20.187 +0.013	4 2:25.710 +0.773
3 2:10.217		3 2:18.595 +6.204	7 2:19.125 +1.789	7 2:22.444 +2.270	5 2:24.937
4 2:11.400 +1.183		4 2:13.891 +1.500	(16) Carl Newbigging	(11) George Lawson	6 2:25.354 +0.417
5 2:11.374 +1.157		5 2:13.236 +0.845	1 2:30.497 +12.981	1 2:34.958 +14.714	(27) Gabrielle Burne
6 2:10.363 +0.146		6 2:12.391	2 2:21.699 +4.183	2 2:24.883 +4.639	1 2:36.774 +9.984
(55) James Edwards		7 2:16.216 +3.825	3 2:18.595 +1.079	3 2:22.659 +2.415	2 2:30.300 +3.510
1 2:18.118 +7.880		(86) Paul Witherington	4 2:19.433 +1.917	4 2:20.244	3 2:29.896 +3.106
2 2:11.812 +1.574		1 2:20.237 +7.649	5 2:18.130 +0.614	5 2:20.663 +0.419	4 2:27.866 +1.076
3 2:10.266 +0.028		2 2:17.090 +4.502	6 2:17.516	6 2:20.452 +0.208	5 2:26.790
4 2:10.238		3 2:15.216 +2.628	7 2:17.541 +0.025	(85) Justin Kelly	6 2:28.059 +1.269
5 2:10.399 +0.161		4 2:14.196 +1.608	(36) Andrew Scott	1 2:30.796 +9.695	
6 2:11.411 +1.173		5 2:13.259 +0.671	1 2:35.142 +17.290	2 2:24.722 +3.621	
(3) Jesse Jones		6 2:12.588	2 2:21.484 +3.632	3 2:22.477 +1.376	
1 2:17.370 +6.961		7 2:12.941 +0.353	3 2:22.457 +4.605	4 2:22.975 +1.874	
2 2:12.853 +2.444		(24) Terry Lewis	4 2:23.014 +5.162	5 2:21.101	
3 2:12.375 +1.966		1 2:18.543 +5.308	5 2:18.382 +0.530	6 2:21.674 +0.573	
4 2:11.055 +0.646		2 2:13.235	6 2:17.937 +0.085	7 2:21.984 +0.883	
5 2:10.409		(20) Paul Wardell	7 2:17.852	(6) Joe Carnell	
6 2:11.541 +1.132		1 2:21.832 +8.079	(32) Ben Gilbert	1 2:25.854 +4.569	
(90) Jonathan Wright		2 2:16.322 +2.569	1 2:26.677 +7.974	2 2:44.474 +23.189	
1 2:14.558 +3.670		3 2:14.271 +0.518	2 2:22.193 +3.490	3 2:23.715 +2.430	
2 2:12.802 +1.914		4 2:17.157 +3.404	3 2:21.204 +2.501	4 5:05.456 +2:44.171	
3 2:11.211 +0.323		5 2:15.799 +2.046	4 2:21.461 +2.758	5 2:21.285	
4 2:10.888		6 2:14.831 +1.078	5 2:20.116 +1.413	(17) Joshua Wood	
(76) Charlie King		7 2:13.753	6 2:18.703	1 2:36.703 +14.990	
1 2:25.304 +14.193		(22) Nicholas Brown	7 2:18.735 +0.032	2 2:24.405 +2.692	
2 2:15.749 +4.638		1 2:20.739 +5.435	(42) Ross Barnes	3 2:22.555 +0.842	
3 2:13.352 +2.241		2 2:16.623 +1.319	1 2:36.250 +17.123	4 2:23.004 +1.291	
			2 2:25.224 +6.097	5 2:22.678 +0.965	

Chief Timekeeper

Orbits

Weather/Track:-Cloudy/Dry



www.mylaps.com

Licensed to: RS Sports Timing



2 - BMCRC - MRO CHAMPIONSHIPS 2011

Sorted on Laps

MRO MINITWINS (INC THE JUNIOR CUP)

SNETTERTON 300 2.969 Miles

RACE 3

26/03/2011 12:19

Race (5 Laps) started at 12:19:41

Pos	No.	Name	C	T	Bike	Laps	Total Tm	Diff	Avg. Speed	Best Tm Lap	Lap Speed	Sponsor	
1	7	Daniel Couzens		P	Suzuki SV 650	5	10:45.407		82.801	2:06.725	4	84.340	Team V Speed
2	5	Luke Helm	J	M	Suzuki SV 650	5	10:45.866	0.459	82.742	2:07.297	3	83.961	Ducati Manchester
3	58	Sebastian Kelly		P	Suzuki SV 650	5	10:46.140	0.733	82.707	2:07.016	3	84.147	Steve Jordan
4	69	Anthony Russo		P	Suzuki SV 650	5	10:51.230	5.823	82.060	2:07.767	3	83.653	Titan Elevators
5	23	Ross McLurg		M	Suzuki SV 650	5	10:51.793	6.386	81.989	2:08.143	4	83.407	
6	55	James Edwards		M	Suzuki SV 650	5	10:52.669	7.262	81.879	2:08.878	3	82.931	Go Racing Developments
7	31	Sam Cox		M	Suzuki SV 650	5	10:53.964	8.557	81.717	2:08.690	2	83.053	SDC Performance
8	20	Paul Wardell		P	Suzuki SV 650	5	10:56.221	10.814	81.436	2:08.606	5	83.107	Bee Design Ltd/BCL
9	9	Dan Wright		P	Suzuki SV 650	5	10:56.478	11.071	81.404	2:08.509	5	83.170	
10	90	Jonathan Wright		P	Suzuki SV 650	5	10:56.598	11.191	81.389	2:08.583	5	83.122	Baldy Racing
11	76	Charlie King	J		Suzuki SV 650	5	11:00.554	15.147	80.902	2:10.237	4	82.066	
12	82	Matt Hinnells		P	Suzuki SV 650	5	11:04.634	19.227	80.405	2:10.578	3	81.852	SDC/CB Training Services
13	3	Jesse Jones	J		Suzuki Gladuis 650	5	11:10.714	25.307	79.677	2:09.505	5	82.530	T3 Racing/Halo
14	16	Carl Newbigging	J	P	Suzuki SV 650	5	11:13.496	28.089	79.347	2:12.491	5	80.670	
15	86	Paul Witherington		P	Suzuki SV 650	5	11:14.491	29.084	79.230	2:12.466	5	80.685	P&R Plumbing/Willsheer Plant
16	22	Nicholas Brown	J	M	Suzuki SV 650	5	11:14.663	29.256	79.210	2:12.791	4	80.488	
17	60	Chris Green		P	Suzuki SV 650	5	11:23.358	37.951	78.202	2:13.758	5	79.906	T J Shillington
18	38	Paul Fryer		P	Suzuki SV 650	5	11:24.612	39.205	78.059	2:14.139	5	79.679	B&W Bikes
19	36	Andrew Scott		M	Suzuki SV 650	5	11:24.810	39.403	78.036	2:14.409	4	79.519	
20	32	Ben Gilbert	J	M	Suzuki SV 650	5	11:34.706	49.299	76.925	2:16.465	5	78.321	
21	85	Justin Kelly		P	Suzuki SV 650	5	11:34.855	49.448	76.908	2:16.858	5	78.096	Steve Jordan
22	39	Mark Jones		P	Suzuki SV 650	5	11:36.828	51.421	76.691	2:15.191	5	79.059	
23	8	Gerrard Spear		P	Suzuki SV 650	5	11:36.913	51.506	76.681	2:15.980	5	78.600	Team V Speed
24	98	Steve Topping		P	Suzuki SV 650	5	11:37.754	52.347	76.589	2:12.647	5	80.575	
25	99	Lee Bellotti		P	Suzuki SV 650	5	11:38.069	52.662	76.554	2:17.283	5	77.854	Steve Bellotti
26	88	Michael Golden		P	Suzuki SV 650	5	11:39.732	54.325	76.372	2:15.414	5	78.929	Martin & Company
27	11	George Lawson		P	Suzuki SV 650	5	11:40.195	54.788	76.322	2:15.577	5	78.834	I.E.S & Steeltech
28	42	Ross Barnes		P	Suzuki SV 650	5	11:41.935	56.528	76.133	2:17.589	3	77.681	Chasbikes
29	6	Joe Carnell	J	P	Suzuki SV 650	5	11:43.374	57.967	75.977	2:17.834	5	77.543	HM Racing
30	53	Tom Barrett		P	Suzuki SV 650	5	11:43.478	58.071	75.966	2:17.362	5	77.809	
31	37	Stephen Wilson		P	Suzuki SV 650	5	11:45.694	1:00.287	75.727	2:16.848	5	78.102	
32	17	Joshua Wood	J	P	Suzuki SV 650	5	11:46.265	1:00.858	75.666	2:16.317	5	78.406	Westhouse Garage
33	27	Gabrielle Burne		P	Suzuki SV 650	5	12:02.488	1:17.081	73.967	2:21.989	2	75.274	Supergirl Racing
Not classified													
DNF	80	Nick King		P	Suzuki SV 650	4	9:31.238	DNF	74.841	2:19.105	3	76.834	

Margin of Victory	Avg. Speed	Best Lap Tm	Best Spd	Best Lap by
0.459	82.801	2:06.725	84.340	7 - Daniel Couzens

Chief Timekeeper

Orbits

Weather/Track:-Cloudy/Dry



www.mylaps.com

Licensed to: RS Sports Timing



2 - BMCRC - MRO CHAMPIONSHIPS 2011

Lapchart

MRO MINITWINS (INC THE JUNIOR CUP)

SNETTERTON 300 2.969 Miles

RACE 3

26/03/2011 12:19

Race (5 Laps) started at 12:19:41

Competitors		Laps				
		1	2	3	4	5
Luke Helm (5)	1	5	5	5	5	7
Daniel Couzens (7)	2	7	7	58	7	5
Sebastian Kelly (58)	3	58	58	7	58	58
James Edwards (55)	4	55	55	69	55	69
Anthony Russo (69)	5	69	69	55	69	23
Charlie King (76)	6	76	31	23	23	55
Ross McLurg (23)	7	23	23	31	31	31
Sam Cox (31)	8	31	9	20	20	20
Dan Wright (9)	9	9	20	9	9	9
Jonathan Wright (90)	10	90	90	90	90	90
Paul Wardell (20)	11	20	76	76	76	76
Matt Hinnells (82)	12	82	82	82	82	82
Nicholas Brown (22)	13	22	22	16	16	3
Paul Witherington (86)	14	86	86	86	3	16
Carl Newbigging (16)	15	16	16	22	22	86
Chris Green (60)	16	60	98	3	86	22
Steve Topping (98)	17	98	3	60	60	60
Andrew Scott (36)	18	36	36	36	36	38
Justin Kelly (85)	19	85	38	38	38	36
Paul Fryer (38)	20	38	60	85	85	32
Lee Bellotti (99)	21	99	85	32	32	85
Joe Carnell (6)	22	6	99	99	99	39
Ben Gilbert (32)	23	32	32	8	8	8
Jesse Jones (3)	24	3	8	42	39	98
Ross Barnes (42)	25	42	6	39	42	99
Gerrard Spear (8)	26	8	39	6	88	88
Michael Golden (88)	27	88	42	88	11	11
Tom Barrett (53)	28	53	88	11	98	42
Mark Jones (39)	29	39	53	53	6	6
Nick King (80)	30	80	11	80	53	53
George Lawson (11)	31	11	80	98	37	37
Gabrielle Burne (27)	32	27	37	37	17	17
Stephen Wilson (37)	33	37	27	17	80	27
Joshua Wood (17)	34	17	17	27	27	

Chief Timekeeper

Orbits

Weather/Track:-Cloudy/Dry



www.mylaps.com

Licensed to: RS Sports Timing



2 - BMCRC - MRO CHAMPIONSHIPS 2011

MRO MINITWINS (INC THE JUNIOR CUP)

SNETTERTON 300 2.969 Miles

RACE 3

26/03/2011 12:19

Race (5 Laps) started at 12:19:41

<u>(7) Daniel Couzens</u>		5 2:08.509	4 2:14.693 +0.554	3 2:18.200 +2.623
1			5 2:14.139	4 2:16.724 +1.147
2	2:08.696 +1.971	<u>(90) Jonathan Wright</u>		5 2:15.577
3	2:07.775 +1.050	1	<u>(36) Andrew Scott</u>	<u>(42) Ross Barnes</u>
4	2:06.725	2 2:10.397 +1.814	1	1
5	2:07.559 +0.834	3 2:09.820 +1.237	2 2:15.762 +1.353	2 2:19.331 +1.742
		4 2:09.652 +1.069	3 2:15.418 +1.009	3 2:17.589
		5 2:08.583	4 2:14.409	4 2:18.171 +0.582
<u>(5) Luke Helm</u>			5 2:14.830 +0.421	5 2:17.764 +0.175
1		<u>(76) Charlie King</u>	<u>(32) Ben Gilbert</u>	<u>(6) Joe Carnell</u>
2 2:08.600 +1.303		1	1	1
3 2:07.297		2 2:12.370 +2.133	2 2:16.668 +0.203	2 2:19.782 +1.948
4 2:07.325 +0.028		3 2:10.238 +0.001	3 2:17.004 +0.539	3 2:19.402 +1.568
5 2:08.190 +0.893		4 2:10.237	4 2:16.704 +0.239	4 2:18.527 +0.693
		5 2:11.487 +1.250	5 2:16.465	5 2:17.834
<u>(58) Sebastian Kelly</u>			<u>(85) Justin Kelly</u>	<u>(53) Tom Barrett</u>
1		<u>(82) Matt Hinnells</u>	1	1
2 2:08.335 +1.319		1	2 2:17.160 +0.302	2 2:18.763 +1.401
3 2:07.016		2 2:10.950 +0.372	3 2:18.103 +1.245	3 2:19.049 +1.687
4 2:07.532 +0.516		3 2:10.578	4 2:18.026 +1.168	4 2:17.892 +0.530
5 2:08.200 +1.184		4 2:12.376 +1.798	5 2:16.858	5 2:17.362
		5 2:11.964 +1.386	<u>(39) Mark Jones</u>	<u>(37) Stephen Wilson</u>
<u>(69) Anthony Russo</u>			1	1
1		<u>(3) Jesse Jones</u>	2 2:17.227 +2.036	2 2:20.126 +3.278
2 2:08.850 +1.083		1	3 2:18.313 +3.122	3 2:18.672 +1.824
3 2:07.767		2 2:10.951 +1.446	4 2:15.457 +0.266	4 2:17.661 +0.813
4 2:10.128 +2.361		3 2:10.321 +0.816	<u>(8) Gerrard Spear</u>	5 2:16.848
5 2:08.533 +0.766		4 2:11.990 +2.485	1	<u>(17) Joshua Wood</u>
		5 2:09.505	2 2:18.317 +2.337	1
<u>(23) Ross McLurg</u>			3 2:16.532 +0.552	2 2:19.819 +3.502
1		<u>(16) Carl Newbigging</u>	4 2:16.952 +0.972	3 2:17.546 +1.229
2 2:09.741 +1.598		1	5 2:15.191	4 2:18.377 +2.060
3 2:08.655 +0.512		2 2:13.388 +0.897	<u>(98) Steve Topping</u>	5 2:16.317
4 2:08.143		3 2:12.746 +0.255	1	<u>(27) Gabrielle Burne</u>
5 2:08.468 +0.325		4 2:12.784 +0.293	2 2:15.449 +2.802	1
		5 2:12.491	3 2:31.046 +18.399	2 2:21.989
<u>(55) James Edwards</u>			4 2:15.271 +2.624	3 2:22.533 +0.544
1		<u>(86) Paul Witherington</u>	5 2:15.980	4 2:22.583 +0.594
2 2:08.987 +0.109		1	<u>(99) Lee Bellotti</u>	5 2:23.931 +1.942
3 2:08.878		2 2:13.850 +1.384	1	<u>(80) Nick King</u>
4 2:09.063 +0.185		3 2:13.763 +1.297	2 2:18.173 +0.890	1
5 2:10.221 +1.343		4 2:13.048 +0.582	3 2:18.291 +1.008	2 2:19.487 +0.382
		5 2:12.466	4 2:18.213 +0.930	3 2:19.105
<u>(31) Sam Cox</u>			5 2:17.283	4 2:21.831 +2.726
1		<u>(22) Nicholas Brown</u>	<u>(88) Michael Golden</u>	
2 2:08.690		1	1	
3 2:10.014 +1.324		2 2:13.978 +1.187	2 2:18.259 +2.845	
4 2:08.805 +0.115		3 2:14.621 +1.830	3 2:18.971 +3.557	
5 2:09.425 +0.735		4 2:12.791	4 2:16.786 +1.372	
		5 2:12.877 +0.086	5 2:15.414	
<u>(20) Paul Wardell</u>			<u>(11) George Lawson</u>	
1		<u>(60) Chris Green</u>	1	
2 2:09.918 +1.312		1	2 2:18.353 +2.776	
3 2:09.483 +0.877		2 2:18.257 +4.499		
4 2:09.757 +1.151		3 2:14.248 +0.490		
5 2:08.606		4 2:14.067 +0.309		
		5 2:13.758		
<u>(9) Dan Wright</u>				
1		<u>(38) Paul Fryer</u>		
2 2:10.889 +2.380		1		
3 2:10.085 +1.576		2 2:15.928 +1.789		
4 2:09.867 +1.358		3 2:15.117 +0.978		

Chief Timekeeper

Orbits

Weather/Track:-Cloudy/Dry



www.mylaps.com

Licensed to: RS Sports Timing



2 - BMCRC - MRO CHAMPIONSHIPS 2011

Sorted on Laps

MRO MINITWINS (INC THE JUNIOR CUP)

SNETTERTON 300 2.969 Miles

RACE 10

26/03/2011 15:45

Race (5 Laps) started at 15:45:10

Pos	No.	Name	C	T	Bike	Laps	Total Tm	Diff	Avg. Speed	Best Tm Lap	Lap Speed	Sponsor	
1	31	Sam Cox		M	Suzuki SV 650	5	10:47.830		82.491	2:07.758	5	83.658	SDC Performance
2	5	Luke Helm	J	M	Suzuki SV 650	5	10:47.896	0.066	82.483	2:08.306	5	83.301	Ducati Manchester
3	23	Ross McLurg		M	Suzuki SV 650	5	10:47.907	0.077	82.481	2:07.176	2	84.041	
4	69	Anthony Russo		P	Suzuki SV 650	5	10:48.749	0.919	82.374	2:07.618	5	83.750	Titan Elevators
5	7	Daniel Couzens		P	Suzuki SV 650	5	10:48.777	0.947	82.371	2:08.264	5	83.328	Team V Speed
6	20	Paul Wardell		P	Suzuki SV 650	5	10:55.137	7.307	81.571	2:08.984	5	82.863	Bee Design Ltd/BCL
7	55	James Edwards		M	Suzuki SV 650	5	10:56.365	8.535	81.418	2:09.818	2	82.331	Go Racing Developments
8	90	Jonathan Wright		P	Suzuki SV 650	5	10:59.442	11.612	81.039	2:08.792	5	82.987	Baldy Racing
9	9	Dan Wright		P	Suzuki SV 650	5	11:02.323	14.493	80.686	2:10.728	3	81.758	
10	82	Matt Hinnells		P	Suzuki SV 650	5	11:09.794	21.964	79.786	2:10.684	5	81.785	SDC/CB Training Services
11	16	Carl Newbigging	J	P	Suzuki SV 650	5	11:10.084	22.254	79.751	2:11.213	5	81.456	
12	22	Nicholas Brown	J	M	Suzuki SV 650	5	11:11.221	23.391	79.616	2:12.109	5	80.903	
13	60	Chris Green		P	Suzuki SV 650	5	11:13.226	25.396	79.379	2:12.633	5	80.584	T J Shillington
14	98	Steve Topping		P	Suzuki SV 650	5	11:13.264	25.434	79.375	2:12.460	4	80.689	
15	86	Paul Witherington		P	Suzuki SV 650	5	11:13.649	25.819	79.329	2:12.843	5	80.456	P&R Plumbing/Wilsher Plant
16	38	Paul Fryer		P	Suzuki SV 650	5	11:23.865	36.035	78.144	2:14.248	2	79.614	B&W Bikes
17	3	Jesse Jones	J	P	Suzuki Gladuis 650	5	11:23.986	36.156	78.131	2:09.018	5	82.841	T3 Racing/Halo
18	24	Terry Lewis		P	Suzuki SV 650	5	11:27.754	39.924	77.702	2:12.701	5	80.542	BCL
19	85	Justin Kelly		P	Suzuki SV 650	5	11:31.168	43.338	77.319	2:16.205	5	78.470	Steve Jordan
20	39	Mark Jones		P	Suzuki SV 650	5	11:31.275	43.445	77.307	2:14.149	3	79.673	
21	8	Gerrard Spear		P	Suzuki SV 650	5	11:34.193	46.363	76.982	2:14.671	5	79.364	Team V Speed
22	36	Andrew Scott		M	Suzuki SV 650	5	11:34.248	46.418	76.976	2:13.835	5	79.860	
23	88	Michael Golden		P	Suzuki SV 650	5	11:36.222	48.392	76.757	2:15.925	5	78.632	Martin & Company
24	11	George Lawson		P	Suzuki SV 650	5	11:36.889	49.059	76.684	2:14.710	5	79.341	I.E.S & Steeltech
25	53	Tom Barrett		P	Suzuki SV 650	5	11:44.383	56.553	75.868	2:17.396	4	77.790	
26	6	Joe Carnell	J	P	Suzuki SV 650	5	11:45.072	57.242	75.794	2:17.575	5	77.689	HM Racing
27	99	Lee Bellotti		P	Suzuki SV 650	5	11:47.923	1:00.093	75.489	2:17.225	5	77.887	Steve Bellotti
28	37	Stephen Wilson		P	Suzuki SV 650	5	11:51.326	1:03.496	75.128	2:19.093	3	76.841	
29	32	Ben Gilbert	J	M	Suzuki SV 650	5	11:51.374	1:03.544	75.123	2:19.881	5	76.408	
30	42	Ross Barnes		P	Suzuki SV 650	5	11:51.558	1:03.728	75.103	2:17.420	5	77.776	Chasbikes
31	80	Nick King		P	Suzuki SV 650	5	11:52.596	1:04.766	74.994	2:20.135	3	76.270	
32	27	Gabrielle Burne		P	Suzuki SV 650	5	11:54.033	1:06.203	74.843	2:19.749	5	76.480	Supergirl Racing
Not classified													
DNF	58	Sebastian Kelly		P	Suzuki SV 650	3	6:30.565	DNF	82.097	2:07.407	3	83.889	Steve Jordan
DNF	76	Charlie King	J	P	Suzuki SV 650	3	6:38.630	DNF	80.436	2:10.268	3	82.047	
DNF	17	Joshua Wood	J	P	Suzuki SV 650	3	6:58.474	DNF	76.622	2:16.054	2	78.557	Westhouse Garage

Margin of Victory	Avg. Speed	Best Lap Tm	Best Spd	Best Lap by
0.066	82.491	2:07.176	84.041	23 - Ross McLurg

Chief Timekeeper

Orbits

Weather/Track:-Cloudy/Dry



www.mylaps.com

Licensed to: RS Sports Timing



2 - BMCRC - MRO CHAMPIONSHIPS 2011

Lapchart

MRO MINITWINS (INC THE JUNIOR CUP)

SNETTERTON 300 2.969 Miles

RACE 10

26/03/2011 15:45

Race (5 Laps) started at 15:45:10

Competitors		Laps				
		1	2	3	4	5
Daniel Couzens (7)	1	7	7	58	5	31
Luke Helm (5)	2	5	5	23	23	5
Sebastian Kelly (58)	3	58	31	5	31	23
Sam Cox (31)	4	31	23	31	7	69
James Edwards (55)	5	55	58	7	69	7
Ross McLurg (23)	6	23	69	69	20	20
Anthony Russo (69)	7	69	55	55	55	55
Paul Wardell (20)	8	20	20	20	90	90
Charlie King (76)	9	76	76	76	9	9
Dan Wright (9)	10	9	9	9	16	82
Jonathan Wright (90)	11	90	90	90	82	16
Carl Newbigging (16)	12	16	16	82	22	22
Matt Hinnells (82)	13	82	82	16	98	60
Chris Green (60)	14	60	22	22	60	98
Paul Witherington (86)	15	86	60	98	86	86
Nicholas Brown (22)	16	22	98	60	38	38
Steve Topping (98)	17	98	86	86	85	3
Paul Fryer (38)	18	38	38	38	3	24
Justin Kelly (85)	19	85	85	17	24	85
Andrew Scott (36)	20	36	17	85	39	39
Joshua Wood (17)	21	17	24	24	8	8
Ben Gilbert (32)	22	32	39	39	88	36
Michael Golden (88)	23	88	88	3	36	88
Ross Barnes (42)	24	42	8	88	11	11
Lee Bellotti (99)	25	99	32	8	53	53
Terry Lewis (24)	26	24	36	36	6	6
Mark Jones (39)	27	39	53	11	99	99
Gerrard Spear (8)	28	8	11	53	32	37
Tom Barrett (53)	29	53	6	32	37	32
Joe Carnell (6)	30	6	3	6	80	42
Nick King (80)	31	80	37	37	42	80
George Lawson (11)	32	11	80	99	27	27
Stephen Wilson (37)	33	37	27	80		
Gabrielle Burne (27)	34	27	99	27		
Jesse Jones (3)	35	3	42	42		

Chief Timekeeper

Orbits

Weather/Track:-Cloudy/Dry



www.mylaps.com

Licensed to: RS Sports Timing

Printed: 26/03/2011 16:08:35



2 - BMCRC - MRO CHAMPIONSHIPS 2011

MRO MINITWINS (INC THE JUNIOR CUP)

SNETTERTON 300 2.969 Miles

RACE 10

26/03/2011 15:45

Race (5 Laps) started at 15:45:10

<u>(31) Sam Cox</u>	5 2:11.089 +0.361	<u>(82) Matt Hinnells</u>	4 2:16.207 +3.506	3 2:18.048 +0.823
1		1	5 2:12.701	4 2:20.217 +2.992
2 2:07.871 +0.113		2 2:12.522 +1.838		5 2:17.225
3 2:09.160 +1.402		3 2:12.224 +1.540	<u>(85) Justin Kelly</u>	<u>(37) Stephen Wilson</u>
4 2:08.633 +0.875		4 2:14.040 +3.356	1	1
5 2:07.758		5 2:10.684	2 2:17.648 +1.443	2 2:19.576 +0.483
			3 2:16.886 +0.681	3 2:19.093
<u>(5) Luke Helm</u>		<u>(16) Carl Newbigging</u>	4 2:16.269 +0.064	4 2:21.748 +2.655
1		1	5 2:16.205	5 2:19.456 +0.363
2 2:08.398 +0.092		2 2:12.195 +0.982	<u>(39) Mark Jones</u>	<u>(32) Ben Gilbert</u>
3 2:09.070 +0.764		3 2:12.919 +1.706	1	1
4 2:08.398 +0.092		4 2:13.610 +2.397	2 2:17.509 +3.360	2 2:21.519 +1.638
5 2:08.306		5 2:11.213	3 2:14.149	3 2:20.508 +0.627
			4 2:16.535 +2.386	4 2:22.641 +2.760
<u>(23) Ross McLurg</u>		<u>(22) Nicholas Brown</u>	5 2:14.728 +0.579	5 2:19.881
1		1	<u>(8) Gerrard Spear</u>	<u>(42) Ross Barnes</u>
2 2:07.176		2 2:12.275 +0.166	1	1
3 2:07.948 +0.772		3 2:12.922 +0.813	2 2:18.671 +4.000	2 2:28.655 +11.235
4 2:08.854 +1.678		4 2:12.296 +0.187	3 2:16.208 +1.537	3 2:19.967 +2.547
5 2:07.948 +0.772		5 2:12.109	4 2:15.710 +1.039	4 2:17.980 +0.560
			5 2:14.671	5 2:17.420
<u>(69) Anthony Russo</u>		<u>(60) Chris Green</u>	<u>(36) Andrew Scott</u>	<u>(80) Nick King</u>
1		1	1	1
2 2:08.080 +0.462		2 2:13.344 +0.711	2 2:22.287 +8.452	2 2:21.235 +1.100
3 2:07.852 +0.234		3 2:13.409 +0.776	3 2:15.564 +1.729	3 2:20.135
4 2:09.004 +1.386		4 2:13.071 +0.438	4 2:16.486 +2.651	4 2:20.663 +0.528
5 2:07.618		5 2:12.633	5 2:13.835	5 2:20.153 +0.018
			<u>(88) Michael Golden</u>	<u>(27) Gabrielle Burne</u>
<u>(7) Daniel Couzens</u>		<u>(98) Steve Topping</u>	1	1
1		1	2 2:18.834 +2.909	2 2:20.951 +1.202
2 2:08.477 +0.213		2 2:12.684 +0.224	3 2:16.552 +0.627	3 2:20.149 +0.400
3 2:09.977 +1.713		3 2:12.799 +0.339	4 2:17.503 +1.578	4 2:21.719 +1.970
4 2:08.525 +0.261		4 2:12.460	5 2:15.925	5 2:19.749
5 2:08.264		5 2:13.285 +0.825	<u>(11) George Lawson</u>	<u>(58) Sebastian Kelly</u>
			1	1
<u>(20) Paul Wardell</u>		<u>(86) Paul Witherington</u>	2 2:18.922 +4.212	2 2:09.346 +1.939
1		1	3 2:16.262 +1.552	3 2:07.407
2 2:09.752 +0.768		2 2:13.512 +0.669	4 2:16.269 +1.559	
3 2:09.602 +0.618		3 2:12.985 +0.142	5 2:14.710	<u>(76) Charlie King</u>
4 2:09.920 +0.936		4 2:12.986 +0.143	<u>(53) Tom Barrett</u>	1
5 2:08.984		5 2:12.843	1	2 2:10.698 +0.430
			2 2:19.977 +2.581	3 2:10.268
<u>(55) James Edwards</u>		<u>(38) Paul Fryer</u>	3 2:19.397 +2.001	<u>(17) Joshua Wood</u>
1		1	4 2:17.396	1
2 2:09.818		2 2:14.248	5 2:18.156 +0.760	2 2:16.054
3 2:10.491 +0.673		3 2:14.311 +0.063	<u>(6) Joe Carnell</u>	3 2:16.293 +0.239
4 2:10.780 +0.962		4 2:16.535 +2.287	1	
5 2:09.979 +0.161		5 2:15.940 +1.692	2 2:19.621 +2.046	
			3 2:19.809 +2.234	
<u>(90) Jonathan Wright</u>		<u>(3) Jesse Jones</u>	4 2:17.986 +0.411	
1		1	5 2:17.575	
2 2:11.161 +2.369		2 2:11.320 +2.302	<u>(99) Lee Bellotti</u>	
3 2:10.506 +1.714		3 2:12.640 +3.622	1	
4 2:10.775 +1.983		4 2:12.403 +3.385	2 2:24.708 +7.483	
5 2:08.792		5 2:09.018		
<u>(9) Dan Wright</u>		<u>(24) Terry Lewis</u>		
1		1		
2 2:10.881 +0.153		2 2:16.946 +4.245		
3 2:10.728		3 2:14.085 +1.384		
4 2:11.417 +0.689				

Chief Timekeeper

Orbits

Weather/Track:-Cloudy/Dry



www.mylaps.com

Licensed to: RS Sports Timing



2 - BMCRC - MRO CHAMPIONSHIPS 2011

Sorted on Laps

MRO MINITWINS (INC THE JUNIOR CUP)

SNETTERTON 300 2.969 Miles

RACE 3

27/03/2011 10:47

Race (5 Laps) started at 10:47:28

Pos	No.	Name	C	T	Bike	Laps	Total Tm	Diff	Avg. Speed	Best Tm Lap	Lap Speed	Sponsor
1	5	Luke Helm	J	M	Suzuki SV 650	4	8:39.545		82.288	2:07.922	3	Ducati Manchester
2	7	Daniel Couzens		P	Suzuki SV 650	4	8:39.591	0.046	82.280	2:07.782	3	Team V Speed
3	31	Sam Cox		M	Suzuki SV 650	4	8:40.444	0.899	82.145	2:08.380	4	SDC Performance
4	55	James Edwards		M	Suzuki SV 650	4	8:43.232	3.687	81.708	2:09.152	3	Go Racing Developments
5	58	Sebastian Kelly		P	Suzuki SV 650	4	8:44.034	4.489	81.583	2:07.582	3	Steve Jordan
6	20	Paul Wardell		P	Suzuki SV 650	4	8:44.049	4.504	81.580	2:08.348	2	Bee Design Ltd/BCL
7	3	Jesse Jones	J		Suzuki Gladuis 650	4	8:45.314	5.769	81.384	2:07.922	3	T3 Racing/Halo
8	9	Dan Wright		P	Suzuki SV 650	4	8:46.834	7.289	81.149	2:08.785	4	82.991
9	90	Jonathan Wright		P	Suzuki SV 650	4	8:50.455	10.910	80.595	2:08.635	3	Baldy Racing
10	16	Carl Newbigging	J	P	Suzuki SV 650	4	8:51.179	11.634	80.485	2:10.292	4	82.031
11	82	Matt Hinnells		P	Suzuki SV 650	4	8:52.346	12.801	80.309	2:10.570	4	SDC/CB Training Services
12	76	Charlie King	J		Suzuki SV 650	4	8:57.129	17.584	79.594	2:10.587	2	81.846
13	86	Paul Witherington			Suzuki SV 650	4	8:57.519	17.974	79.536	2:11.755	4	P&R Plumbing/Willsher Plant
14	24	Terry Lewis			Suzuki SV 650	4	8:57.967	18.422	79.470	2:11.893	4	BCL
15	38	Paul Fryer			Suzuki SV 650	4	8:58.337	18.792	79.415	2:10.752	4	B&W Bikes
16	22	Nicholas Brown	J	M	Suzuki SV 650	4	8:58.654	19.109	79.368	2:11.743	4	81.128
17	60	Chris Green		P	Suzuki SV 650	4	9:01.614	22.069	78.935	2:12.528	2	T J Shillington
18	39	Mark Jones			Suzuki SV 650	4	9:07.840	28.295	78.038	2:13.897	2	79.823
19	42	Ross Barnes			Suzuki SV 650	4	9:09.989	30.444	77.733	2:14.142	2	79.677
20	85	Justin Kelly		P	Suzuki SV 650	4	9:10.079	30.534	77.720	2:14.381	3	79.535
21	88	Michael Golden		P	Suzuki SV 650	4	9:10.765	31.220	77.623	2:14.727	3	79.331
22	99	Lee Bellotti		P	Suzuki SV 650	4	9:13.152	33.607	77.288	2:14.884	4	79.239
23	8	Gerrard Spear		P	Suzuki SV 650	4	9:14.728	35.183	77.069	2:15.464	4	78.899
24	36	Andrew Scott		M	Suzuki SV 650	4	9:15.191	35.646	77.004	2:15.308	2	78.990
25	53	Tom Barrett			Suzuki SV 650	4	9:16.251	36.706	76.858	2:14.663	3	79.369
26	11	George Lawson		P	Suzuki SV 650	4	9:22.587	43.042	75.992	2:15.290	4	79.001
27	37	Stephen Wilson		P	Suzuki SV 650	4	9:24.261	44.716	75.767	2:17.884	2	77.515
28	17	Joshua Wood	J	P	Suzuki SV 650	4	9:24.551	45.006	75.728	2:17.638	4	77.653
29	27	Gabrielle Burne		P	Suzuki SV 650	4	9:25.739	46.194	75.569	2:17.909	2	77.501
30	80	Nick King		P	Suzuki SV 650	4	9:26.021	46.476	75.531	2:18.772	4	77.019
31	6	Joe Carnell	J	P	Suzuki SV 650	4	9:49.123	1:09.578	72.569	2:24.974	3	73.724
Not classified												
DNF	23	Ross McLurg		M	Suzuki SV 650	4	8:40.583	DNF	82.124	2:07.590	3	83.769
DNF	69	Anthony Russo		P	Suzuki SV 650			DNF	-	-	0	- Titan Elevators
DNF	98	Steve Topping		P	Suzuki SV 650			DNF	-	-	0	-
DNF	32	Ben Gilbert	J	M	Suzuki SV 650			DNF	-	-	0	-

Announcements
RACE STOPPED.

Margin of Victory	Avg. Speed	Best Lap Tm	Best Spd	Best Lap by
0.046	82.288	2:07.582	83.774	58 - Sebastian Kelly

Chief Timekeeper

Orbits

Weather/Track:-Cloudy/Dry



www.mylaps.com

Licensed to: RS Sports Timing



2 - BMCRC - MRO CHAMPIONSHIPS 2011

Lapchart

MRO MINITWINS (INC THE JUNIOR CUP)

SNETTERTON 300 2.969 Miles

RACE 3

27/03/2011 10:47

Race (5 Laps) started at 10:47:28

Competitors	Laps				
		1	2	3	4
Luke Helm (5)	1	5	31	7	5
Sam Cox (31)	2	31	5	5	7
James Edwards (55)	3	55	7	23	31
Daniel Couzens (7)	4	7	23	31	23
Ross McLurg (23)	5	23	55	55	55
Jonathan Wright (90)	6	90	20	20	58
Paul Wardell (20)	7	20	90	90	20
Carl Newbigging (16)	8	16	9	58	3
Dan Wright (9)	9	9	58	3	9
Sebastian Kelly (58)	10	58	3	9	90
Matt Hinnells (82)	11	82	16	16	16
Jesse Jones (3)	12	3	82	82	82
Chris Green (60)	13	60	60	86	76
Nicholas Brown (22)	14	22	86	76	86
Paul Witherington (86)	15	86	24	24	24
Terry Lewis (24)	16	24	22	22	38
Paul Fryer (38)	17	38	76	38	22
Charlie King (76)	18	76	38	60	60
Ross Barnes (42)	19	42	42	39	39
Justin Kelly (85)	20	85	39	85	42
Mark Jones (39)	21	39	85	42	85
Michael Golden (88)	22	88	88	88	88
Gerrard Spear (8)	23	8	8	99	99
Lee Bellotti (99)	24	99	99	8	8
Nick King (80)	25	80	36	36	36
Tom Barrett (53)	26	53	53	53	53
Andrew Scott (36)	27	36	80	37	11
Stephen Wilson (37)	28	37	37	17	37
Joshua Wood (17)	29	17	17	80	17
Gabrielle Burne (27)	30	27	11	11	27
George Lawson (11)	31	11	27	27	80
Joe Carnell (6)	32	6	6	6	6
-	33				
-	34				
-	35				

Chief Timekeeper

Orbits

Weather/Track:-Cloudy/Dry



www.mylaps.com

Licensed to: RS Sports Timing



2 - BMCRC - MRO CHAMPIONSHIPS 2011

MRO MINITWINS (INC THE JUNIOR CUP)

SNETTERTON 300 2.969 Miles

RACE 3

27/03/2011 10:47

Race (5 Laps) started at 10:47:28

<u>(5) Luke Helm</u>	1		3	2:14.727		<u>(23) Ross McLurg</u>	1		
	2	2:10.802	4	2:16.048	+1.321		2	2:08.534	+0.944
	3	2:10.733					3	2:07.590	
	4	2:10.570	<u>(99) Lee Bellotti</u>	1			4	2:08.627	+1.037
				2	2:15.763	+0.879			
<u>(7) Daniel Couzens</u>				3	2:15.487	+0.603			
	1			4	2:14.884				
	2	2:08.487	+0.705	<u>(8) Gerrard Spear</u>	1				
	3	2:07.782			2	2:16.296	+0.832		
	4	2:08.037	+0.255		3	2:17.061	+1.597		
					4	2:15.464			
<u>(31) Sam Cox</u>				<u>(36) Andrew Scott</u>	1				
	1				2	2:15.308			
	2	2:09.136	+0.756		3	2:15.934	+0.626		
	3	2:08.717	+0.337		4	2:15.348	+0.040		
	4	2:08.380		<u>(53) Tom Barrett</u>	1				
<u>(55) James Edwards</u>					2	2:16.988	+2.325		
	1				3	2:14.663			
	2	2:09.502	+0.350		4	2:16.075	+1.412		
	3	2:09.152		<u>(11) George Lawson</u>	1				
	4	2:09.299	+0.147		2	2:17.283	+1.993		
					3	2:18.147	+2.857		
<u>(58) Sebastian Kelly</u>					4	2:15.290			
	1			<u>(37) Stephen Wilson</u>	1				
	2	2:09.171	+1.589		2	2:17.884			
	3	2:07.582			3	2:18.621	+0.737		
	4	2:07.722	+0.140		4	2:18.059	+0.175		
<u>(20) Paul Wardell</u>				<u>(17) Joshua Wood</u>	1				
	1				2	2:18.287	+0.649		
	2	2:08.348			3	2:18.488	+0.850		
	3	2:09.150	+0.802		4	2:17.638			
	4	2:09.776	+1.428	<u>(27) Gabrielle Burne</u>	1				
<u>(3) Jesse Jones</u>					2	2:17.909			
	1				3	2:18.138	+0.229		
	2	2:08.970	+1.048		4	2:18.283	+0.374		
	3	2:07.922		<u>(80) Nick King</u>	1				
	4	2:08.148	+0.226		2	2:19.094	+0.322		
<u>(9) Dan Wright</u>					3	2:20.578	+1.806		
	1				4	2:18.772			
	2	2:09.716	+0.931	<u>(42) Ross Barnes</u>	1				
	3	2:09.389	+0.604		2	2:14.142			
	4	2:08.785			3	2:15.604	+1.462		
<u>(90) Jonathan Wright</u>					4	2:15.848	+1.706		
	1			<u>(39) Mark Jones</u>	1				
	2	2:08.981	+0.346		2	2:13.897			
	3	2:08.635			3	2:14.081	+0.184		
	4	2:16.065	+7.430		4	2:14.706	+0.809		
<u>(16) Carl Newbigging</u>				<u>(85) Justin Kelly</u>	1				
	1				2	2:13.976	+0.595		
	2	2:11.758	+1.466		3	2:14.381			
	3	2:10.394	+0.102		4	2:16.115	+1.734		
	4	2:10.292		<u>(88) Michael Golden</u>	1				
<u>(82) Matt Hinnells</u>					2	2:14.976	+0.595		
	1				3	2:14.381			
	2	2:11.758	+1.466		4	2:16.115	+1.734		
	3	2:10.394	+0.102		<u>(82) Matt Hinnells</u>	1			
	4	2:10.292				2	2:14.827	+0.100	

Chief Timekeeper

Orbits

Weather/Track:-Cloudy/Dry



www.mylaps.com

Licensed to: RS Sports Timing



2 - BMCRC - MRO CHAMPIONSHIPS 2011

Sorted on Laps

MRO MINITWINS (INC THE JUNIOR CUP)

SNETTERTON 300 2.969 Miles

RACE 12

27/03/2011 15:35

Race (7 Laps) started at 15:35:51

Pos	No.	Name	C	T	Bike	Laps	Total Tm	Diff	Avg. Speed	Best Tm Lap	Lap Speed	Sponsor	
1	7	Daniel Couzens		P	Suzuki SV 650	7	14:51.199		83.950	2:05.754	7	84.992	Team V Speed
2	5	Luke Helm	J	M	Suzuki SV 650	7	14:51.239	0.040	83.946	2:04.962	7	85.530	Ducati Manchester
3	31	Sam Cox		M	Suzuki SV 650	7	14:51.353	0.154	83.936	2:04.794	7	85.645	SDC Performance
4	58	Sebastian Kelly		P	Suzuki SV 650	7	14:53.985	2.786	83.688	2:06.318	3	84.612	Steve Jordan
5	3	Jesse Jones	J		Suzuki Gladuis 650	7	15:06.625	15.426	82.522	2:07.460	5	83.854	T3 Racing/Halo
6	90	Jonathan Wright		P	Suzuki SV 650	7	15:07.477	16.278	82.444	2:07.875	7	83.582	Baldy Racing
7	9	Dan Wright		P	Suzuki SV 650	7	15:08.907	17.708	82.315	2:07.928	7	83.547	
8	55	James Edwards		M	Suzuki SV 650	7	15:10.923	19.724	82.132	2:08.809	6	82.976	Go Racing Developments
9	16	Carl Newbigging	J	P	Suzuki SV 650	7	15:14.656	23.457	81.797	2:08.712	4	83.038	
10	86	Paul Witherington			Suzuki SV 650	7	15:14.780	23.581	81.786	2:08.652	5	83.077	P&R Plumbing/Willsher Plant
11	76	Charlie King	J		Suzuki SV 650	7	15:16.983	25.784	81.590	2:09.030	4	82.834	
12	82	Matt Hinnells		P	Suzuki SV 650	7	15:18.273	27.074	81.475	2:09.582	4	82.481	SDC/CB Training Services
13	69	Anthony Russo		P	Suzuki SV 650	7	15:23.010	31.811	81.057	2:08.692	6	83.051	Titan Elevators
14	60	Chris Green		P	Suzuki SV 650	7	15:23.760	32.561	80.991	2:09.939	4	82.254	T J Shillington
15	24	Terry Lewis			Suzuki SV 650	7	15:24.294	33.095	80.944	2:09.850	3	82.311	BCL
16	38	Paul Fryer			Suzuki SV 650	7	15:41.717	50.518	79.447	2:11.119	7	81.514	B&W Bikes
17	98	Steve Topping		P	Suzuki SV 650	7	15:42.717	51.518	79.362	2:11.434	6	81.319	
18	8	Gerrard Spear		P	Suzuki SV 650	7	15:51.162	59.963	78.658	2:13.768	7	79.900	Team V Speed
19	85	Justin Kelly		P	Suzuki SV 650	7	15:51.307	1:00.108	78.646	2:12.786	7	80.491	Steve Jordan
20	42	Ross Barnes			Suzuki SV 650	7	15:51.771	1:00.572	78.607	2:13.614	6	79.992	Chasbikes
21	6	Joe Carnell	J	P	Suzuki SV 650	7	15:54.819	1:03.620	78.356	2:14.404	5	79.522	HM Racing
22	17	Joshua Wood	J	P	Suzuki SV 650	7	15:57.402	1:06.203	78.145	2:14.025	5	79.747	Westhouse Garage
23	36	Andrew Scott		M	Suzuki SV 650	7	15:58.747	1:07.548	78.035	2:14.422	6	79.511	
24	22	Nicholas Brown	J	M	Suzuki SV 650	7	16:00.003	1:08.804	77.933	2:12.155	3	80.875	
25	99	Lee Bellotti		P	Suzuki SV 650	7	16:00.405	1:09.206	77.901	2:14.485	5	79.474	Steve Bellotti
26	88	Michael Golden		P	Suzuki SV 650	7	16:01.656	1:10.457	77.799	2:15.213	4	79.046	Martin & Company
27	39	Mark Jones			Suzuki SV 650	7	16:01.661	1:10.462	77.799	2:12.485	5	80.674	
28	27	Gabrielle Burne		P	Suzuki SV 650	7	16:02.043	1:10.844	77.768	2:13.796	5	79.883	Supergirl Racing
29	80	Nick King		P	Suzuki SV 650	7	16:12.738	1:21.539	76.913	2:16.218	4	78.463	
30	37	Stephen Wilson		P	Suzuki SV 650	7	16:14.878	1:23.679	76.744	2:16.200	4	78.473	
31	11	George Lawson		P	Suzuki SV 650	7	16:21.172	1:29.973	76.252	2:14.610	4	79.400	I.E.S & Steeltech
32	32	Ben Gilbert	J	M	Suzuki SV 650	7	16:25.138	1:33.939	75.945	2:17.834	2	77.543	
Not classified													
DNF	53	Tom Barrett			Suzuki SV 650	5	11:29.201	DNF	77.539	2:15.033	5	79.151	
DNF	20	Paul Wardell		P	Suzuki SV 650	4	8:44.919	DNF	81.445	2:07.685	4	83.706	Bee Design Ltd/BCL

Margin of Victory	Avg. Speed	Best Lap Tm	Best Spd	Best Lap by
0.040	83.950	2:04.794	85.645	31 - Sam Cox

Chief Timekeeper

Orbits

Weather/Track:-Cloudy/Dry



www.mylaps.com

Licensed to: RS Sports Timing



2 - BMCRC - MRO CHAMPIONSHIPS 2011

Lapchart

MRO MINITWINS (INC THE JUNIOR CUP)

SNETTERTON 300 2.969 Miles

RACE 12

27/03/2011 15:35

Race (7 Laps) started at 15:35:51

Competitors	Laps						
	1	2	3	4	5	6	7
Sam Cox (31)	1	31	31	7	7	7	7
Daniel Couzens (7)	2	7	7	31	31	31	5
Luke Helm (5)	3	5	5	5	5	31	31
Sebastian Kelly (58)	4	58	58	58	58	58	58
James Edwards (55)	5	55	55	90	90	3	3
Carl Newbigging (16)	6	16	90	55	3	90	90
Jonathan Wright (90)	7	90	16	16	55	55	9
Paul Wardell (20)	8	20	9	3	16	9	55
Dan Wright (9)	9	9	3	9	9	16	16
Jesse Jones (3)	10	3	20	20	20	86	86
Charlie King (76)	11	76	76	86	86	76	76
Paul Witherington (86)	12	86	82	82	82	82	82
Matt Hinnells (82)	13	82	86	76	76	24	69
Nicholas Brown (22)	14	22	24	24	24	60	60
Terry Lewis (24)	15	24	22	60	60	69	60
Chris Green (60)	16	60	60	22	69	38	38
Ross Barnes (42)	17	42	69	69	38	98	98
Gerrard Spear (8)	18	8	42	38	98	8	8
Justin Kelly (85)	19	85	38	42	42	42	85
Paul Fryer (38)	20	38	8	98	8	85	85
Steve Topping (98)	21	98	98	8	85	99	99
Anthony Russo (69)	22	69	85	85	99	6	6
Michael Golden (88)	23	88	88	99	6	88	22
Joe Carnell (6)	24	6	99	6	88	17	17
Lee Bellotti (99)	25	99	6	88	22	36	36
Joshua Wood (17)	26	17	17	17	36	22	88
Andrew Scott (36)	27	36	36	36	17	53	39
Nick King (80)	28	80	53	53	53	39	27
Mark Jones (39)	29	39	80	11	11	27	80
Ben Gilbert (32)	30	32	27	27	39	80	37
Tom Barrett (53)	31	53	32	39	27	37	32
Gabrielle Burne (27)	32	27	11	80	80	32	11
Stephen Wilson (37)	33	37	39	32	37	11	
George Lawson (11)	34	11	37	37	32		

Chief Timekeeper

Orbits

Weather/Track:-Cloudy/Dry



www.mylaps.com

Licensed to: RS Sports Timing



2 - BMCRC - MRO CHAMPIONSHIPS 2011

MRO MINITWINS (INC THE JUNIOR CUP)

SNETTERTON 300 2.969 Miles

RACE 12

27/03/2011 15:35

Race (7 Laps) started at 15:35:51

(7) Daniel Couzens		7 2:07.928	6 2:10.930 +0.991	5 2:14.404	4 2:15.433 +1.637	
1			7 2:09.964 +0.025	6 2:15.655 +1.251	5 2:13.796	
2 2:07.034	+1.280	(55) James Edwards		7 2:14.425 +0.021	6 2:15.609 +1.813	
3 2:05.917	+0.163	1	(24) Terry Lewis		7 2:15.208 +1.412	
4 2:06.150	+0.396	2 2:09.292 +0.483	1	(17) Joshua Wood		
5 2:07.008	+1.254	3 2:09.447 +0.638	2 2:09.914 +0.064	2 2:16.267 +2.242	(80) Nick King	
6 2:06.231	+0.477	4 2:09.920 +1.111	3 2:09.850	3 2:15.943 +1.918	1	
7 2:05.754		5 2:08.911 +0.102	4 2:10.717 +0.867	4 2:15.796 +1.771	2 2:18.802 +2.584	
(5) Luke Helm		6 2:08.809	5 2:11.820 +1.970	5 2:14.025	3 2:18.252 +2.034	
1		7 2:09.410 +0.601	6 2:11.905 +2.055	6 2:15.058 +1.033	4 2:16.218	
2 2:06.842	+1.880	(16) Carl Newbigging		7 2:14.884 +0.859	5 2:17.521 +1.303	
3 2:06.001	+1.039	1	(38) Paul Fryer		6 2:17.522 +1.304	
4 2:05.936	+0.974	2 2:09.835 +1.123	1	(36) Andrew Scott		7 2:18.041 +1.823
5 2:06.704	+1.742	3 2:10.436 +1.724	2 2:15.348 +4.229	2 2:16.243 +1.821	(37) Stephen Wilson	
6 2:06.854	+1.892	4 2:08.712	3 2:14.316 +3.197	3 2:15.236 +0.814	1	
7 2:04.962		5 2:10.642 +1.930	4 2:14.165 +3.046	4 2:15.532 +1.110	2 2:17.966 +1.766	
(31) Sam Cox		6 2:10.171 +1.459	5 2:11.821 +0.702	5 2:14.811 +0.389	3 2:18.366 +2.166	
1		7 2:09.649 +0.937	6 2:11.663 +0.544	6 2:14.422	4 2:16.200	
2 2:07.227	+2.433	(86) Paul Witherington		7 2:16.141 +1.719	5 2:17.801 +1.601	
3 2:06.859	+2.065	1	(98) Steve Topping		6 2:18.028 +1.828	
4 2:06.179	+1.385	2 2:10.147 +1.495	1	(22) Nicholas Brown		7 2:17.661 +1.461
5 2:06.959	+2.165	3 2:09.157 +0.505	2 2:16.149 +4.715	2 2:12.600 +0.445	(11) George Lawson	
6 2:07.310	+2.516	4 2:09.138 +0.486	3 2:14.134 +2.700	3 2:12.155	1	
7 2:04.794		5 2:08.652	4 2:13.518 +2.084	4 2:29.551 +17.396	2 2:16.329 +1.719	
(58) Sebastian Kelly		6 2:10.179 +1.527	5 2:12.342 +0.908	5 2:15.548 +3.393	3 2:16.049 +1.439	
1		7 2:09.428 +0.776	6 2:11.434	6 2:13.687 +1.532	4 2:14.610	
2 2:07.292	+0.974	(76) Charlie King		7 2:17.567 +5.412	5 2:32.021 +17.411	
3 2:06.318		1	(8) Gerrard Spear		6 2:15.782 +1.172	
4 2:06.741	+0.423	2 2:09.852 +0.822	1	(99) Lee Bellotti		7 2:16.871 +2.261
5 2:06.416	+0.098	3 2:11.526 +2.496	2 2:16.688 +2.920	2 2:15.455 +0.970	(32) Ben Gilbert	
6 2:06.358	+0.040	4 2:09.030	3 2:14.831 +1.063	3 2:14.588 +0.103	1	
7 2:06.790	+0.472	5 2:10.061 +1.031	4 2:14.686 +0.918	4 2:14.870 +0.385	2 2:17.834	
(3) Jesse Jones		6 2:09.865 +0.835	5 2:14.556 +0.788	5 2:14.485	3 2:18.348 +0.514	
1		7 2:09.222 +0.192	6 2:13.960 +0.192	6 2:15.781 +1.296	4 2:19.273 +1.439	
2 2:08.959	+1.499	(82) Matt Hinnells		7 2:20.156 +5.671	5 2:20.569 +2.735	
3 2:09.539	+2.079	1	(85) Justin Kelly		6 2:20.477 +2.643	
4 2:07.604	+0.144	2 2:09.681 +0.099	1	(88) Michael Golden		7 2:20.896 +3.062
5 2:07.460		3 2:10.194 +0.612	2 2:16.995 +4.209	2 2:16.011 +0.798	(53) Tom Barrett	
6 2:07.984	+0.524	4 2:09.582	3 2:14.926 +2.140	3 2:15.633 +0.420	1	
7 2:08.037	+0.577	5 2:10.799 +1.217	4 2:14.770 +1.984	4 2:15.213	2 2:15.278 +0.245	
(90) Jonathan Wright		6 2:09.689 +0.107	5 2:14.688 +1.902	5 2:16.136 +0.923	3 2:15.248 +0.215	
1		7 2:09.967 +0.385	6 2:14.165 +1.379	6 2:16.327 +1.114	4 2:15.630 +0.597	
2 2:09.270	+1.395	(69) Anthony Russo		7 2:18.018 +2.805	5 2:15.033	
3 2:09.178	+1.303	1	(42) Ross Barnes		(20) Paul Wardell	
4 2:09.206	+1.331	2 2:12.159 +3.467	1	(39) Mark Jones		1
5 2:08.285	+0.410	3 2:09.619 +0.927	2 2:15.830 +2.216	2 2:19.143 +6.658	2 2:10.456 +2.771	
6 2:08.275	+0.400	4 2:09.299 +0.607	3 2:14.761 +1.147	3 2:16.280 +3.795	3 2:10.101 +2.416	
7 2:07.875		5 2:09.442 +0.750	4 2:15.527 +1.913	4 2:14.655 +2.170	4 2:07.685	
(9) Dan Wright		6 2:08.692	5 2:15.523 +1.909	5 2:12.485	(27) Gabrielle Burne	
1		7 2:10.214 +1.522	6 2:13.614	6 2:14.806 +2.321	1	
2 2:08.968	+1.040	(60) Chris Green		7 2:16.942 +4.457	2 2:16.899 +3.103	
3 2:10.380	+2.452	1	(6) Joe Carnell		3 2:16.504 +2.708	
4 2:08.340	+0.412	2 2:11.362 +1.423	1	(27) Gabrielle Burne		
5 2:08.443	+0.515	3 2:10.700 +0.761	2 2:16.382 +1.978	2 2:16.899 +3.103	(27) Gabrielle Burne	
6 2:07.972	+0.044	4 2:09.939	3 2:14.628 +0.224	3 2:16.504 +2.708	(27) Gabrielle Burne	
		5 2:10.686 +0.747	4 2:14.797 +0.393		(27) Gabrielle Burne	

Chief Timekeeper

Orbits

Weather/Track:-Cloudy/Dry



www.mylaps.com

Licensed to: RS Sports Timing



BMCRC – MRO Championships 2011

26th & 27th March 2011

Snetterton 300

EDIasia Formula 400



Results by RS Sports Timing



2 - BMCRC - MRO CHAMPIONSHIPS 2011

Sorted on Best Lap time

EDIasia FORMULA 400

SNETTERTON 300 2.969 Miles

QUALIFYING

26/03/2011 09:55

Qualifying started at 9:55:27

Pos	No.	Name	C	Bike	Best Tm	Diff	Lap Speed	In Lap	Laps	Sponsor
1	1	Steve Palmer		Kawasaki ZXR 400	2:09.445		82.568	7	7	ravenperformace.net
2	26	Reece Baldwin		Kawasaki ZXR 400	2:11.101	1.656	81.525	7	7	Burwin M/Cycles
3	45	Colin Martin		Kawasaki ZXR 400	2:12.318	2.873	80.775	4	7	David Simon
4	10	Stephen Murphy		Kawasaki ZXR 400	2:12.511	3.066	80.658	4	6	
5	48	Richie Welsh		Yamaha FZR 400	2:14.476	5.031	79.479	2	2	
6	3	Gary Henning		Kawasaki ZXR 400	2:15.446	6.001	78.910	6	6	SG/Wheelpower
7	28	James Runham		Kawasaki ZXR 400	2:17.635	8.190	77.655	6	6	Meltech/ARC
8	42	Phil Polden		Kawasaki ZXR 400	2:18.776	9.331	77.016	3	7	EDIasia
9	72	Andrew Gill		Kawasaki ZXR 400	2:18.928	9.483	76.932	5	6	
10	46	Chris Westwood	S	Yamaha FZR 400	2:20.142	10.697	76.266	6	6	
11	9	Gerhard Quinn		Kawasaki ZXR 400	2:20.375	10.930	76.139	5	5	
12	37	Chris Holden	R/S	Kawasaki ZXR 400	2:21.873	12.428	75.335	6	6	
13	27	Keith Roissetter	S	Yamaha TZR 250	2:21.939	12.494	75.300	6	6	Essential Rubber/Graham File
14	33	Carl Johnstone	S	Yamaha FZR 400	2:21.965	12.520	75.286	6	6	
15	5	Dan Willmott		Kawasaki ZXR 400	2:22.012	12.567	75.262	6	6	
16	20	Adam Nelson	S	Honda RVF 400	2:22.954	13.509	74.766	6	6	
17	90	Eduart Javori	R/S	Kawasaki ZXR 400	2:23.773	14.328	74.340	6	6	
18	22	Dave Harviek		Honda RVF 400	2:24.268	14.823	74.085	2	2	SW Roofing
19	82	Dan Jefferson	R/S	Kawasaki ZXR 400	2:24.483	15.038	73.974	6	6	
20	52	Gary Jarman		Kawasaki ZXR 400	2:29.116	19.671	71.676	3	3	
21	98	Rob Pragnell	S	Kawasaki ZXR 400	2:29.848	20.403	71.326	5	6	
22	85	James Robinson	R	Honda RVF 400	2:34.634	25.189	69.118	5	6	
23	64	Sean Scott		Kawasaki ZXR 400	2:35.311	25.866	68.817	6	6	
24	73	Stephen Born	R/S	Honda VFR 400	2:35.814	26.369	68.595	6	6	
25	86	Matthew Scott	R/S	Kawasaki ZXR 400	2:36.933	27.488	68.106	5	6	
26	70	Anthony Vadasz	S	Kawasaki ZXR 400	2:38.914	29.469	67.257	6	6	
27	66	Tosh McCarthy	S	Kawasaki ZXR 400	2:43.050	33.605	65.551	2	2	GB Moto
28	58	Steve Young		Yamaha FZR 400	2:45.900	36.455	64.425	2	2	Cadmatic
29	47	Allan Clark	R/S	Kawasaki ZXR 400	2:50.018	40.573	62.864	1	1	
30	29	James Baker	R/S	Kawasaki ZXR 400	3:01.973	52.528	58.734	5	5	
31	84	Jonathan Kinnett	R/S	Kawasaki ZXR 400	3:02.055	52.610	58.708	5	5	BSS
32	17	Michael Smith		Kawasaki ZXR 400			-	0		
33	51	Emma Jarman		Kawasaki ZXR 400			-	0		

Chief Timekeeper

Orbits

Weather/Track:-Cloudy/Dry



www.mylaps.com

Licensed to: RS Sports Timing

Printed: 26/03/2011 10:25:26



2 - BMCRC - MRO CHAMPIONSHIPS 2011

EDlasia FORMULA 400

SNETTERTON 300 2.969 Miles

QUALIFYING

26/03/2011 09:55

Qualifying started at 9:55:27

(1) Steve Palmer	6 2:20.664 +1.888	4 2:24.728 +1.774	1 2:56.235 +19.302
1 2:19.376 +9.931	7 2:20.915 +2.139	5 2:23.199 +0.245	2 2:46.297 +9.364
2 2:13.371 +3.926	(72) Andrew Gill	6 2:22.954	3 2:38.816 +1.883
3 2:12.559 +3.114	1 2:32.760 +13.832	(90) Eduart Javori	4 2:39.756 +2.823
4 2:11.045 +1.600	2 2:20.361 +1.433	1 2:38.610 +14.837	5 2:36.933
5 2:14.768 +5.323	3 2:19.864 +0.936	2 2:29.726 +5.953	6 2:39.814 +2.881
6 2:10.174 +0.729	4 2:20.531 +1.603	3 2:27.565 +3.792	(70) Anthony Vadasz
7 2:09.445	5 2:18.928	4 2:26.321 +2.548	1 2:59.279 +20.365
(26) Reece Baldwin	6 2:18.991 +0.063	5 2:23.861 +0.088	2 2:46.709 +7.795
1 2:19.722 +8.621	(46) Chris Westwood	6 2:23.773	3 2:43.795 +4.881
2 2:14.117 +3.016	1 2:51.903 +31.761	(22) Dave Harvie	4 2:43.115 +4.201
3 2:13.024 +1.923	2 2:29.027 +8.885	1 2:39.338 +15.070	5 2:42.036 +3.122
4 2:12.633 +1.532	3 2:23.873 +3.731	2 2:24.268	6 2:38.914
5 2:12.622 +1.521	4 2:22.739 +2.597	(82) Dan Jefferson	(66) Tosh McCarthy
6 2:12.035 +0.934	5 2:20.233 +0.091	1 2:58.358 +33.875	1 2:58.019 +14.969
7 2:11.101	6 2:20.142	2 2:39.385 +14.902	2 2:43.050
(45) Colin Martin	(9) Gerhard Quinn	3 2:26.846 +2.363	(58) Steve Young
1 2:25.989 +13.671	1 2:42.813 +22.438	4 2:24.583 +0.100	1 2:49.293 +3.393
2 2:17.835 +5.517	2 2:22.602 +2.227	5 2:25.741 +1.258	2 2:45.900
3 2:15.685 +3.367	3 2:20.536 +0.161	6 2:24.483	(47) Allan Clark
4 2:12.318	4 2:22.375 +2.000	(52) Gary Jarman	1 2:50.018
5 2:14.721 +2.403	5 2:20.375	1 2:36.309 +7.193	(29) James Baker
6 2:13.688 +1.370	(37) Chris Holden	2 2:31.139 +2.023	1 3:17.463 +15.490
7 2:13.160 +0.842	1 2:34.072 +12.199	3 2:29.116	2 3:11.282 +9.309
(10) Stephen Murphy	2 2:28.655 +6.782	(98) Rob Pragnell	3 3:03.780 +1.807
1 2:20.333 +7.822	3 2:25.101 +3.228	1 2:46.191 +16.343	4 3:04.477 +2.504
2 2:14.220 +1.709	4 2:26.800 +4.927	2 2:32.794 +2.946	(84) Jonathan Kinnett
3 2:13.133 +0.622	5 2:22.527 +0.654	3 2:30.561 +0.713	1 3:29.319 +27.264
4 2:12.511	6 2:21.873	4 2:31.777 +1.929	2 3:13.341 +11.286
5 2:17.113 +4.602	(27) Keith Roissetter	5 2:29.848	3 3:28.418 +26.363
6 2:22.490 +9.979	1 2:32.061 +10.122	6 2:30.876 +1.028	4 3:04.942 +2.887
(48) Richie Welsh	2 2:26.998 +5.059	(85) James Robinson	5 3:02.055
1 2:20.185 +5.709	3 2:26.540 +4.601	1 2:57.645 +23.011	
2 2:14.476	4 2:27.834 +5.895	2 2:40.197 +5.563	
(3) Gary Henning	5 2:22.608 +0.669	3 2:37.972 +3.338	
1 2:40.571 +25.125	6 2:21.939	4 2:36.247 +1.613	
2 2:23.951 +8.505	(33) Carl Johnstone	5 2:34.634	
3 2:20.318 +4.872	1 2:37.466 +15.501	6 2:38.475 +3.841	
4 2:19.703 +4.257	2 2:24.661 +2.696	(64) Sean Scott	
5 2:17.431 +1.985	3 2:23.561 +1.596	1 2:58.687 +23.376	
6 2:15.446	4 2:24.956 +2.991	2 2:48.897 +13.586	
(28) James Runham	5 2:22.728 +0.763	3 2:43.075 +7.764	
1 2:33.224 +15.589	6 2:21.965	4 2:41.509 +6.198	
2 2:22.824 +5.189	(5) Dan Willmott	5 2:38.617 +3.306	
3 2:19.963 +2.328	1 2:45.598 +23.586	6 2:35.311	
4 2:19.098 +1.463	2 2:28.371 +6.359	(73) Stephen Born	
5 2:19.812 +2.177	3 2:23.565 +1.553	1 2:56.206 +20.392	
6 2:17.635	4 2:24.922 +2.910	2 2:42.973 +7.159	
(42) Phil Polden	5 2:24.502 +2.490	3 2:41.346 +5.532	
1 2:26.293 +7.517	6 2:22.012	4 2:53.344 +17.530	
2 2:20.703 +1.927	(20) Adam Nelson	5 2:39.277 +3.463	
3 2:18.776	1 2:35.808 +12.854	6 2:35.814	
4 2:19.871 +1.095	2 2:25.308 +2.354	(86) Matthew Scott	
5 2:20.815 +2.039	3 2:24.711 +1.757		

Chief Timekeeper

Orbits

Weather/Track:-Cloudy/Dry



www.mylaps.com

Licensed to: RS Sports Timing



2 - BMCRC - MRO CHAMPIONSHIPS 2011

Sorted on Laps

EDIasia FORMULA 400

SNETTERTON 300 2.969 Miles

RACE 4

26/03/2011 12:38

Race (5 Laps) started at 12:38:19

Pos	No.	Name	C	Bike	Laps	Total Tm	Diff	Avg. Speed	Best Tm Lap	Lap Speed	Sponsor	
1	10	Stephen Murphy		Kawasaki ZXR 400	5	10:47.952		82.476	2:07.385	4	83.903	
2	1	Steve Palmer		Kawasaki ZXR 400	5	10:49.046	1.094	82.337	2:07.775	3	83.647	ravenperformance.net
3	48	Richie Welsh		Yamaha FZR 400	5	10:59.295	11.343	81.057	2:09.344	5	82.633	
4	45	Colin Martin		Kawasaki ZXR 400	5	11:00.719	12.767	80.882	2:09.773	5	82.360	David Simon
5	42	Phil Polden		Kawasaki ZXR 400	5	11:21.067	33.115	78.465	2:14.033	2	79.742	EDIasia
6	3	Gary Henning		Kawasaki ZXR 400	5	11:23.471	35.519	78.189	2:13.903	2	79.819	SG/Wheelpower
7	72	Andrew Gill		Kawasaki ZXR 400	5	11:24.426	36.474	78.080	2:15.458	2	78.903	
8	46	Chris Westwood	S	Yamaha FZR 400	5	11:29.392	41.440	77.518	2:15.504	4	78.876	
9	33	Carl Johnstone	S	Yamaha FZR 400	5	11:35.383	47.431	76.850	2:17.371	2	77.804	
10	9	Gerhard Quinn		Kawasaki ZXR 400	5	11:40.024	52.072	76.341	2:16.684	4	78.195	
11	22	Dave Harvie		Honda RVF 400	5	11:41.032	53.080	76.231	2:17.611	5	77.669	SW Roofing
12	5	Dan Willmott		Kawasaki ZXR 400	5	11:44.990	57.038	75.803	2:18.633	3	77.096	
13	20	Adam Nelson	S	Honda RVF 400	5	11:45.657	57.705	75.731	2:17.672	3	77.634	
14	37	Chris Holden	R/S	Kawasaki ZXR 400	5	11:53.626	1:05.674	74.885	2:19.750	5	76.480	
15	52	Gary Jarman		Kawasaki ZXR 400	5	11:56.718	1:08.766	74.562	2:20.292	2	76.184	
16	98	Rob Pragnell	S	Kawasaki ZXR 400	5	12:36.807	1:48.855	70.613	2:28.267	2	72.086	
17	51	Emma Jarman		Kawasaki ZXR 400	5	12:48.357	2:00.405	69.551	2:30.052	3	71.229	
18	85	James Robinson	R	Honda RVF 400	5	12:53.629	2:05.677	69.077	2:32.428	2	70.119	
19	73	Stephen Born	R/S	Honda VFR 400	5	13:07.343	2:19.391	67.874	2:34.896	4	69.001	
20	66	Tosh McCarthy	S	Kawasaki ZXR 400	5	13:07.751	2:19.799	67.839	2:33.933	3	69.433	GB Moto
21	86	Matthew Scott	R/S	Kawasaki ZXR 400	5	13:07.836	2:19.884	67.832	2:33.610	5	69.579	
22	70	Anthony Vadasz	S	Kawasaki ZXR 400	5	13:09.366	2:21.414	67.700	2:33.531	5	69.615	
23	64	Sean Scott		Kawasaki ZXR 400	5	13:18.458	2:30.506	66.929	2:36.117	4	68.462	
24	84	Jonathan Kinnett	R/S	Kawasaki ZXR 400	4	11:53.184	1 Lap	59.945	2:54.571	4	61.225	BSS
Not classified												
DNF	82	Dan Jefferson	R/S	Kawasaki ZXR 400	4	9:35.498	DNF	74.287	2:21.234	3	75.676	
DNF	26	Reece Baldwin		Kawasaki ZXR 400	3	6:32.495	DNF	81.693	2:08.323	3	83.290	Burwin M/Cycles
DNF	90	Eduart Javori	R/S	Kawasaki ZXR 400	3	7:19.450	DNF	72.964	2:22.269	2	75.126	
DNF	29	James Baker	R/S	Kawasaki ZXR 400	2	6:10.025	DNF	57.769	3:06.544	2	57.295	
DNF	28	James Runham		Kawasaki ZXR 400	1	2:22.220	DNF	75.151	-	0	-	Meltech/ARC
DNF	27	Keith Roissetter	S	Yamaha TZR 250			DNF	-	-	0	-	Essential Rubber/Graham File
DNF	17	Michael Smith		Kawasaki ZXR 400			DNF	-	-	0	-	

Margin of Victory	Avg. Speed	Best Lap Tm	Best Spd	Best Lap by
1.094	82.476	2:07.385	83.903	10 - Stephen Murphy

Chief Timekeeper

Orbits

Weather/Track:-Cloudy/Dry



www.mylaps.com

Licensed to: RS Sports Timing



2 - BMCRC - MRO CHAMPIONSHIPS 2011

Lapchart

EDIasia FORMULA 400

SNETTERTON 300 2.969 Miles

RACE 4

26/03/2011 12:38

Race (5 Laps) started at 12:38:19

Competitors		Laps				
		1	2	3	4	5
Steve Palmer (1)	1	1	10	1	10	10
Stephen Murphy (10)	2	10	1	10	1	1
Reece Baldwin (26)	3	26	26	26	48	48
Colin Martin (45)	4	45	45	45	45	45
Gary Henning (3)	5	3	48	48	42	42
Richie Welsh (48)	6	48	3	3	3	3
Phil Polden (42)	7	42	42	42	72	72
Andrew Gill (72)	8	72	72	72	46	46
Chris Westwood (46)	9	46	46	46	33	33
James Runham (28)	10	28	33	33	9	9
Carl Johnstone (33)	11	33	22	22	22	22
Dave Harviek (22)	12	22	5	5	5	5
Dan Willmott (5)	13	5	9	9	20	20
Chris Holden (37)	14	37	52	20	37	37
Gerhard Quinn (9)	15	9	20	52	52	52
Gary Jarman (52)	16	52	37	37	82	98
Dan Jefferson (82)	17	82	82	82	98	51
Adam Nelson (20)	18	20	90	90	51	85
Rob Pragnell (98)	19	98	98	98	85	73
Eduart Javori (90)	20	90	85	51	73	66
James Robinson (85)	21	85	51	85	66	86
Emma Jarman (51)	22	51	70	73	86	70
Anthony Vadasz (70)	23	70	73	86	70	64
Matthew Scott (86)	24	86	86	70	64	
Stephen Born (73)	25	73	66	66	84	
Sean Scott (64)	26	64	64	64		
Tosh McCarthy (66)	27	66	84	84		
James Baker (29)	28	29	29			
Jonathan Kinnett (84)	29	84				
-	30					
-	31					

Chief Timekeeper

Orbits

Weather/Track:-Cloudy/Dry



www.mylaps.com

Licensed to: RS Sports Timing

Printed: 26/03/2011 12:57:04



2 - BMCRC - MRO CHAMPIONSHIPS 2011

EDlAsia FORMULA 400

SNETTERTON 300 2.969 Miles

RACE 4

26/03/2011 12:38

Race (5 Laps) started at 12:38:19

<u>(10) Stephen Murphy</u> 1 2 2:09.269 +1.884 3 2:08.582 +1.197 4 2:07.385 5 2:08.298 +0.913	5 2:19.077 +1.706	<u>(9) Gerhard Quinn</u> 1 2 2:17.567 +0.883 3 2:18.657 +1.973 4 2:16.684 5 2:17.429 +0.745	4 2:35.014 +2.586 5 2:33.571 +1.143	2 3:06.544
<u>(1) Steve Palmer</u> 1 2 2:09.641 +1.866 3 2:07.775 4 2:08.033 +0.258 5 2:09.276 +1.501	<u>(22) Dave Harviek</u> 1 2 2:19.254 +1.643 3 2:18.658 +1.047 4 2:18.352 +0.741 5 2:17.611	<u>(73) Stephen Born</u> 1 2 2:35.209 +0.313 3 2:36.061 +1.165 4 2:34.896 5 2:34.940 +0.044	<u>(28) James Runham</u> 1	
<u>(48) Richie Welsh</u> 1 2 2:11.833 +2.489 3 2:09.562 +0.218 4 2:10.102 +0.758 5 2:09.344	<u>(5) Dan Willmott</u> 1 2 2:19.732 +1.099 3 2:18.633 4 2:20.086 +1.453 5 2:19.125 +0.492	<u>(66) Tosh McCarthy</u> 1 2 2:35.652 +1.719 3 2:33.933 4 2:34.305 +0.372 5 2:34.166 +0.233	<u>(86) Matthew Scott</u> 1 2 2:36.908 +3.298 3 2:36.184 +2.574 4 2:35.732 +2.122 5 2:33.610	
<u>(45) Colin Martin</u> 1 2 2:11.441 +1.668 3 2:10.748 +0.975 4 2:11.232 +1.459 5 2:09.773	<u>(20) Adam Nelson</u> 1 2 2:18.645 +0.973 3 2:17.672 4 2:18.429 +0.757 5 2:19.081 +1.409	<u>(70) Anthony Vadasz</u> 1 2 2:35.706 +2.175 3 2:38.625 +5.094 4 2:36.781 +3.250 5 2:33.531	<u>(64) Sean Scott</u> 1 2 2:39.055 +2.938 3 2:37.450 +1.333 4 2:36.117 5 2:36.760 +0.643	
<u>(42) Phil Polden</u> 1 2 2:14.033 3 2:14.887 +0.854 4 2:15.088 +1.055 5 2:18.021 +3.988	<u>(37) Chris Holden</u> 1 2 2:22.313 +2.563 3 2:20.774 +1.024 4 2:21.106 +1.356 5 2:19.750	<u>(84) Jonathan Kinnett</u> 1 2 2:56.747 +2.176 3 2:58.002 +3.431 4 2:54.571	<u>(82) Dan Jefferson</u> 1 2 2:21.400 +0.166 3 2:21.234 4 2:21.505 +0.271	
<u>(3) Gary Henning</u> 1 2 2:13.903 3 2:13.917 +0.014 4 2:19.713 +5.810 5 2:18.085 +4.182	<u>(52) Gary Jarman</u> 1 2 2:20.292 3 2:21.648 +1.356 4 2:22.868 +2.576 5 2:21.800 +1.508	<u>(82) Dan Jefferson</u> 1 2 2:21.400 +0.166 3 2:21.234 4 2:21.505 +0.271	<u>(26) Reece Baldwin</u> 1 2 2:09.405 +1.082 3 2:08.323	
<u>(72) Andrew Gill</u> 1 2 2:15.458 3 2:15.845 +0.387 4 2:16.016 +0.558 5 2:15.616 +0.158	<u>(98) Rob Pragnell</u> 1 2 2:28.267 3 2:29.094 +0.827 4 2:32.970 +4.703 5 2:31.778 +3.511	<u>(90) Eduart Javori</u> 1 2 2:22.269 3 2:22.310 +0.041	<u>(29) James Baker</u> 1	
<u>(46) Chris Westwood</u> 1 2 2:15.881 +0.377 3 2:15.853 +0.349 4 2:15.504 5 2:20.333 +4.829	<u>(51) Emma Jarman</u> 1 2 2:30.917 +0.865 3 2:30.052 4 2:34.061 +4.009 5 2:30.913 +0.861			
<u>(33) Carl Johnstone</u> 1 2 2:17.371 3 2:17.387 +0.016 4 2:17.800 +0.429	<u>(85) James Robinson</u> 1 2 2:32.428 3 2:32.664 +0.236			

Chief Timekeeper

Orbits

Weather/Track:-Cloudy/Dry



www.mylaps.com

Licensed to: RS Sports Timing



2 - BMCRC - MRO CHAMPIONSHIPS 2011

Sorted on Laps

EDlAsia FORMULA 400

SNETTERTON 300 2.969 Miles

RACE 11

26/03/2011 16:04

Race (5 Laps) started at 16:04:06

Pos	No.	Name	C	Bike	Laps	Total Tm	Diff	Avg. Speed	Best Tm Lap	Lap Speed	Sponsor	
1	10	Stephen Murphy		Kawasaki ZXR 400	5	10:58.279		81.182	2:09.664	2	82.429	
2	17	Michael Smith		Kawasaki ZXR 400	5	11:00.564	2.285	80.901	2:09.388	5	82.605	
3	45	Colin Martin		Kawasaki ZXR 400	5	11:01.345	3.066	80.805	2:09.449	5	82.566	David Simon
4	48	Richie Welsh		Yamaha FZR 400	5	11:11.821	13.542	79.545	2:11.420	3	81.327	
5	3	Gary Henning		Kawasaki ZXR 400	5	11:21.035	22.756	78.469	2:13.735	3	79.920	SG/Wheelpower
6	42	Phil Polden		Kawasaki ZXR 400	5	11:21.154	22.875	78.455	2:13.921	3	79.809	EDlAsia
7	26	Reece Baldwin		Kawasaki ZXR 400	5	11:29.618	31.339	77.492	2:13.708	4	79.936	Burwin M/Cycles
8	9	Gerhard Quinn		Kawasaki ZXR 400	5	11:30.867	32.588	77.352	2:15.223	4	79.040	
9	72	Andrew Gill		Kawasaki ZXR 400	5	11:31.945	33.666	77.232	2:16.135	4	78.511	
10	33	Carl Johnstone	S	Yamaha FZR 400	5	11:32.778	34.499	77.139	2:16.704	2	78.184	
11	5	Dan Willmott		Kawasaki ZXR 400	5	11:40.226	41.947	76.318	2:17.978	2	77.462	
12	28	James Runham		Kawasaki ZXR 400	5	11:40.456	42.177	76.293	2:16.481	4	78.312	Meltech/ARC
13	22	Dave Harvie	S	Honda RVF 400	5	11:41.630	43.351	76.166	2:18.230	2	77.321	SW Roofing
14	37	Chris Holden	R/S	Kawasaki ZXR 400	5	11:54.481	56.202	74.796	2:18.773	3	77.018	
15	20	Adam Nelson	S	Honda RVF 400	5	12:04.100	1:05.821	73.802	2:20.771	2	75.925	
16	90	Eduart Javori	R/S	Kawasaki ZXR 400	5	12:04.735	1:06.456	73.738	2:21.030	5	75.786	
17	27	Keith Roissetter	S	Yamaha TZR 250	5	12:05.901	1:07.622	73.619	2:22.087	5	75.222	Essential Rubber/Graham File
18	52	Gary Jarman		Kawasaki ZXR 400	5	12:06.512	1:08.233	73.557	2:22.035	2	75.249	
19	82	Dan Jefferson	R/S	Kawasaki ZXR 400	5	12:10.522	1:12.243	73.153	2:21.733	4	75.410	
20	51	Emma Jarman		Kawasaki ZXR 400	5	12:18.517	1:20.238	72.361	2:23.820	4	74.315	
21	98	Rob Pragnell	S	Kawasaki ZXR 400	5	12:23.775	1:25.496	71.850	2:25.167	4	73.626	
22	73	Stephen Born	R/S	Honda VFR 400	5	12:50.440	1:52.161	69.363	2:32.232	3	70.209	
23	86	Matthew Scott	R/S	Kawasaki ZXR 400	5	12:51.243	1:52.964	69.291	2:29.499	2	71.492	
24	66	Tosh McCarthy	S	Kawasaki ZXR 400	5	12:52.397	1:54.118	69.187	2:30.272	5	71.125	GB Moto
25	85	James Robinson	R	Honda RVF 400	5	13:12.753	2:14.474	67.411	2:33.469	4	69.643	
26	64	Sean Scott		Kawasaki ZXR 400	5	13:23.229	2:24.950	66.532	2:35.316	4	68.815	
27	70	Anthony Vadasz	S	Kawasaki ZXR 400	5	13:33.451	2:35.172	65.696	2:38.152	4	67.581	
28	47	Allan Clark	R/S	Kawasaki ZXR 400	4	11:32.535	1 Lap	61.733	2:43.911	2	65.206	
29	84	Jonathan Kinnett	R/S	Kawasaki ZXR 400	4	11:57.596	1 Lap	59.577	2:50.964	4	62.516	BSS
30	29	James Baker	R/S	Kawasaki ZXR 400	4	12:21.458	1 Lap	57.660	3:00.636	4	59.169	
Not classified												
DNF	46	Chris Westwood	S	Yamaha FZR 400	4	9:12.148	DNF	77.429	2:15.086	4	79.120	
DNF	1	Steve Palmer		Kawasaki ZXR 400	1	2:14.396	DNF	79.526		0	-	ravenperformance.net

Announcements

10 SECOND PENALTY TO BIKE 70 FOR A JUMP START.

Margin of Victory	Avg. Speed	Best Lap Tm	Best Spd	Best Lap by
2.285	81.182	2:09.388	82.605	17 - Michael Smith

Chief Timekeeper

Orbits

Weather/Track:-Cloudy/Dry



www.mylaps.com

Licensed to: RS Sports Timing



2 - BMCRC - MRO CHAMPIONSHIPS 2011

Lapchart

EDIasia FORMULA 400

SNETTERTON 300 2.969 Miles

RACE 11

26/03/2011 16:04

Race (5 Laps) started at 16:04:06

Competitors	Laps				
	1	2	3	4	5
Steve Palmer (1)	1	1	10	10	10
Stephen Murphy (10)	2	10	17	17	17
Colin Martin (45)	3	45	45	45	45
Michael Smith (17)	4	17	48	48	48
Gary Henning (3)	5	3	3	3	3
Phil Polden (42)	6	42	42	42	42
Richie Welsh (48)	7	48	72	72	46
Andrew Gill (72)	8	72	46	46	26
Chris Westwood (46)	9	46	33	9	9
Gerhard Quinn (9)	10	9	9	33	72
Carl Johnstone (33)	11	33	5	26	33
Dan Willmott (5)	12	5	22	5	5
Dave Harvie (22)	13	22	26	22	28
James Runham (28)	14	28	28	28	22
Reece Baldwin (26)	15	26	20	37	37
Adam Nelson (20)	16	20	37	52	20
Chris Holden (37)	17	37	52	27	52
Gary Jarman (52)	18	52	27	20	90
Emma Jarman (51)	19	51	90	90	27
Keith Roissetter (27)	20	27	82	82	82
Rob Pragnell (98)	21	98	51	51	51
Dan Jefferson (82)	22	82	98	98	98
Eduart Javori (90)	23	90	86	73	73
Stephen Born (73)	24	73	73	86	86
Matthew Scott (86)	25	86	66	66	66
James Robinson (85)	26	85	70	85	85
Tosh McCarthy (66)	27	66	85	70	70
Anthony Vadasz (70)	28	70	64	64	64
Sean Scott (64)	29	64	47	47	47
Allan Clark (47)	30	47	84	84	84
Jonathan Kinnett (84)	31	84	29	29	29
James Baker (29)	32	29			

Chief Timekeeper

Orbits

Weather/Track:-Cloudy/Dry



www.mylaps.com

Licensed to: RS Sports Timing

Printed: 26/03/2011 16:21:34



2 - BMCRC - MRO CHAMPIONSHIPS 2011

EDlAsia FORMULA 400

SNETTERTON 300 2.969 Miles

RACE 11

26/03/2011 16:04

Race (5 Laps) started at 16:04:06

(10) Stephen Murphy	5 2:19.425 +3.290	4 2:24.623 +2.588	3 2:39.116 +0.964
1	(33) Carl Johnstone	5 2:23.277 +1.242	4 2:38.152
2 2:09.664	1	(82) Dan Jefferson	5 2:39.514 +1.362
3 2:10.581 +0.917	2 2:16.704	1	(47) Allan Clark
4 2:13.128 +3.464	3 2:16.772 +0.068	2 2:26.699 +4.966	1
5 2:10.439 +0.775	4 2:17.378 +0.674	3 2:22.837 +1.104	2 2:43.911
(17) Michael Smith	5 2:17.602 +0.898	4 2:21.733	3 3:04.521 +20.610
1	(5) Dan Willmott	5 2:22.805 +1.072	4 2:44.337 +0.426
2 2:11.542 +2.154	1	(51) Emma Jarman	(84) Jonathan Kinnett
3 2:09.865 +0.477	2 2:17.978	1	1
4 2:10.814 +1.426	3 2:18.664 +0.686	2 2:30.515 +6.695	2 3:02.066 +11.102
5 2:09.388	4 2:18.971 +0.993	3 2:25.028 +1.208	3 2:56.997 +6.033
(45) Colin Martin	5 2:19.558 +1.580	4 2:23.820	4 2:50.964
1	(28) James Runham	5 2:25.345 +1.525	(29) James Baker
2 2:11.840 +2.391	1	(98) Rob Pragnell	1
3 2:10.040 +0.591	2 2:17.979 +1.498	1	2 3:03.674 +3.038
4 2:11.296 +1.847	3 2:18.057 +1.576	2 2:29.416 +4.249	3 3:03.073 +2.437
5 2:09.449	4 2:16.481	3 2:25.249 +0.082	4 3:00.636
(48) Richie Welsh	5 2:19.165 +2.684	4 2:25.167	(46) Chris Westwood
1	(22) Dave Harviek	5 2:27.972 +2.805	1
2 2:14.388 +2.968	1	(73) Stephen Born	2 2:16.475 +1.389
3 2:11.420	2 2:18.230	1	3 2:16.882 +1.796
4 2:12.087 +0.667	3 2:18.976 +0.746	2 2:33.197 +0.965	4 2:15.086
5 2:11.942 +0.522	4 2:19.544 +1.314	3 2:32.232	(1) Steve Palmer
(3) Gary Henning	5 2:19.581 +1.351	4 2:32.252 +0.020	1
1	(37) Chris Holden	5 2:32.538 +0.306	(86) Matthew Scott
2 2:15.285 +1.550	1	(86) Matthew Scott	1
3 2:13.735	2 2:20.547 +1.774	2 2:29.499	2 2:29.499
4 2:16.087 +2.352	3 2:18.773	3 2:35.308 +5.809	3 2:35.308 +5.809
5 2:14.788 +1.053	4 2:19.742 +0.969	4 2:33.454 +3.955	4 2:33.454 +3.955
(42) Phil Polden	5 2:21.880 +3.107	5 2:31.110 +1.611	5 2:31.110 +1.611
1	(20) Adam Nelson	(66) Tosh McCarthy	(66) Tosh McCarthy
2 2:15.692 +1.771	1	1	1
3 2:13.921	2 2:20.771	2 2:33.423 +3.151	2 2:33.423 +3.151
4 2:15.575 +1.654	3 2:27.415 +6.644	3 2:31.971 +1.699	3 2:31.971 +1.699
5 2:14.473 +0.552	4 2:21.495 +0.724	4 2:31.305 +1.033	4 2:31.305 +1.033
(26) Reece Baldwin	5 2:22.602 +1.831	5 2:30.272	5 2:30.272
1	(90) Eduart Javori	(85) James Robinson	(85) James Robinson
2 2:15.369 +1.661	1	1	1
3 2:13.791 +0.083	2 2:23.735 +2.705	2 2:48.028 +14.559	2 2:48.028 +14.559
4 2:13.708	3 2:21.805 +0.775	3 2:34.667 +1.198	3 2:34.667 +1.198
5 2:17.229 +3.521	4 2:21.510 +0.480	4 2:33.469	4 2:33.469
(9) Gerhard Quinn	5 2:21.030	5 2:34.233 +0.764	5 2:34.233 +0.764
1	(27) Keith Roissetter	(64) Sean Scott	(64) Sean Scott
2 2:17.552 +2.329	1	1	1
3 2:15.912 +0.689	2 2:22.364 +0.277	2 2:41.123 +5.807	2 2:41.123 +5.807
4 2:15.223	3 2:22.704 +0.617	3 2:37.742 +2.426	3 2:37.742 +2.426
5 2:18.430 +3.207	4 2:24.263 +2.176	4 2:35.316	4 2:35.316
(72) Andrew Gill	5 2:22.087	5 2:35.409 +0.093	5 2:35.409 +0.093
1	(52) Gary Jarman	(70) Anthony Vadasz	(70) Anthony Vadasz
2 2:16.348 +0.213	1	1	1
3 2:16.977 +0.842	2 2:22.035	2 2:40.945 +2.793	2 2:40.945 +2.793
4 2:16.135	3 2:22.962 +0.927		

Chief Timekeeper

Orbits

Weather/Track:-Cloudy/Dry



www.mylaps.com

Licensed to: RS Sports Timing



2 - BMCRC - MRO CHAMPIONSHIPS 2011

Sorted on Laps

EDIasia FORMULA 400

SNETTERTON 300 2.969 Miles

RACE 4

27/03/2011 11:15

Race (7 Laps) started at 11:15:34

Pos	No.	Name	C	Bike	Laps	Total Tm	Diff	Avg. Speed	Best Tm Lap	Lap Speed	Sponsor	
1	10	Stephen Murphy		Kawasaki ZXR 400	7	14:54.364		83.653	2:05.115	5	85.426	
2	1	Steve Palmer		Kawasaki ZXR 400	7	14:59.781	5.417	83.149	2:06.782	6	84.303	ravenperformace.net
3	48	Richie Welsh		Yamaha FZR 400	7	15:00.949	6.585	83.042	2:06.566	6	84.446	
4	45	Colin Martin		Kawasaki ZXR 400	7	15:00.967	6.603	83.040	2:06.248	6	84.659	David Simon
5	26	Reece Baldwin		Kawasaki ZXR 400	7	15:23.608	29.244	81.004	2:09.127	2	82.772	Bunwin M/Cycles
6	3	Gary Henning		Kawasaki ZXR 400	7	15:32.639	38.275	80.220	2:11.466	6	81.299	SG/Wheelpower
7	28	James Runham		Kawasaki ZXR 400	7	15:42.100	47.736	79.414	2:11.910	6	81.025	Meltech/ARC
8	42	Phil Polden		Kawasaki ZXR 400	7	15:43.825	49.461	79.269	2:12.753	6	80.511	EDIasia
9	46	Chris Westwood	S	Yamaha FZR 400	7	15:50.922	56.558	78.678	2:12.821	5	80.470	
10	37	Chris Holden	R/S	Kawasaki ZXR 400	7	15:59.915	1:05.551	77.940	2:15.202	3	79.052	
11	33	Carl Johnstone	S	Yamaha FZR 400	7	16:02.498	1:08.134	77.731	2:15.785	6	78.713	
12	5	Dan Willmott		Kawasaki ZXR 400	7	16:12.443	1:18.079	76.936	2:17.129	5	77.942	
13	22	Dave Harvie	S	Honda RVF 400	7	16:13.171	1:18.807	76.879	2:16.652	5	78.214	SW Roofing
14	20	Adam Nelson	S	Honda RVF 400	7	16:13.347	1:18.983	76.865	2:16.600	3	78.243	
15	82	Dan Jefferson	R/S	Kawasaki ZXR 400	7	16:13.508	1:19.144	76.852	2:16.700	7	78.186	
16	27	Keith Roissetter	S	Yamaha TZR 250	7	16:33.178	1:38.814	75.330	2:18.822	2	76.991	Essential Rubber/Graham File
17	51	Emma Jarman		Kawasaki ZXR 400	7	16:43.144	1:48.780	74.582	2:20.355	5	76.150	
18	52	Gary Jarman		Kawasaki ZXR 400	7	16:46.337	1:51.973	74.345	2:21.908	6	75.317	
19	98	Rob Pragnell	S	Kawasaki ZXR 400	7	16:56.812	2:02.448	73.579	2:22.451	3	75.030	
20	85	James Robinson	R	Honda RVF 400	6	14:58.816	1 Lap	71.347	2:26.497	2	72.957	
21	86	Matthew Scott	R/S	Kawasaki ZXR 400	6	15:09.450	1 Lap	70.513	2:27.056	6	72.680	
22	73	Stephen Born	R/S	Honda VFR 400	6	15:09.596	1 Lap	70.502	2:26.656	6	72.878	
23	64	Sean Scott		Kawasaki ZXR 400	6	15:13.702	1 Lap	70.185	2:28.210	6	72.114	
24	84	Jonathan Kinnett	R/S	Kawasaki ZXR 400	6	16:45.139	1 Lap	63.800	2:41.475	4	66.190	BSS
25	29	James Baker	R/S	Kawasaki ZXR 400	5	15:34.330	2 Laps	57.196	3:04.261	4	58.005	
Not classified												
DNF	72	Andrew Gill		Kawasaki ZXR 400	5	11:14.427	DNF	79.238	2:12.937	2	80.399	
DNF	90	Eduart Javori	R/S	Kawasaki ZXR 400	3	7:15.427	DNF	73.638	2:21.902	3	75.320	
DNF	17	Michael Smith		Kawasaki ZXR 400	1	2:14.730	DNF	79.329		0	-	
DNF	66	Tosh McCarthy	S	Kawasaki ZXR 400			DNF	-		0	-	GB Moto
DNF	9	Gerhard Quinn		Kawasaki ZXR 400			DNF	-		0	-	

Margin of Victory	Avg. Speed	Best Lap Tm	Best Spd	Best Lap by
5.417	83.653	2:05.115	85.426	10 - Stephen Murphy

Chief Timekeeper

Orbits

Weather/Track:-Cloudy/Dry



www.mylaps.com

Licensed to: RS Sports Timing



2 - BMCRC - MRO CHAMPIONSHIPS 2011

Lapchart

EDIasia FORMULA 400

SNETTERTON 300 2.969 Miles

RACE 4

27/03/2011 11:15

Race (7 Laps) started at 11:15:34

Competitors	Laps							
	1	2	3	4	5	6	7	
Stephen Murphy (10)	1	10	10	10	10	10	10	
Michael Smith (17)	2	17	1	1	1	1	1	
Richie Welsh (48)	3	48	48	48	48	48	48	
Colin Martin (45)	4	45	45	45	45	45	45	
Steve Palmer (1)	5	1	26	26	26	26	26	
Reece Baldwin (26)	6	26	3	3	3	3	3	
Gary Henning (3)	7	3	72	72	72	28	28	
Andrew Gill (72)	8	72	42	42	42	42	42	
Phil Polden (42)	9	42	28	28	28	28	46	46
James Runham (28)	10	28	33	37	46	46	37	37
Carl Johnstone (33)	11	33	37	33	37	37	33	33
Chris Holden (37)	12	37	46	46	33	33	5	5
Dan Willmott (5)	13	5	5	5	5	5	20	22
Chris Westwood (46)	14	46	22	20	20	20	22	20
Dave Harvie (22)	15	22	82	22	82	82	82	82
Dan Jefferson (82)	16	82	20	82	22	22	27	27
Adam Nelson (20)	17	20	27	27	27	27	51	51
Keith Roissetter (27)	18	27	51	51	51	51	52	52
Eduart Javori (90)	19	90	90	90	52	52	98	98
Emma Jarman (51)	20	51	52	52	98	98	85	
Gary Jarman (52)	21	52	98	98	85	85	86	
Rob Pragnell (98)	22	98	85	85	86	86	73	
James Robinson (85)	23	85	73	73	73	73	64	
Stephen Born (73)	24	73	86	86	64	64	84	
Matthew Scott (86)	25	86	64	64	84	84		
Sean Scott (64)	26	64	84	84	29	29		
Jonathan Kinnett (84)	27	84	29	29				
James Baker (29)	28	29						
-	29							
-	30							

Chief Timekeeper

Orbits

Weather/Track:-Cloudy/Dry



www.mylaps.com

Licensed to: RS Sports Timing



2 - BMCRC - MRO CHAMPIONSHIPS 2011

EDlAsia FORMULA 400

SNETTERTON 300 2.969 Miles

RACE 4

27/03/2011 11:15

Race (7 Laps) started at 11:15:34

<u>(10) Stephen Murphy</u>			7	2:12.023	+0.113	6	2:18.186	+1.586	6	2:27.056	
1			7	2:17.775	+1.175	7	2:17.775	+1.175			
2	2:06.073	+0.958	<u>(42) Phil Polden</u>			<u>(82) Dan Jefferson</u>			<u>(73) Stephen Born</u>		
3	2:05.980	+0.865	1			1			1		
4	2:06.595	+1.480	2	2:14.938	+2.185	2	2:17.342	+0.642	2	2:32.025	+5.369
5	2:05.115		3	2:13.526	+0.773	3	2:17.655	+0.955	3	2:32.033	+5.377
6	2:05.745	+0.630	4	2:13.415	+0.662	4	2:18.001	+1.301	4	2:31.110	+4.454
7	2:10.914	+5.799	5	2:13.660	+0.907	5	2:17.200	+0.500	5	2:27.438	+0.782
			6	2:12.753		6	2:19.348	+2.648	6	2:26.656	
			7	2:13.571	+0.818	7	2:16.700				
<u>(1) Steve Palmer</u>			<u>(46) Chris Westwood</u>			<u>(27) Keith Roissetter</u>			<u>(64) Sean Scott</u>		
1			1			1			1		
2	2:07.184	+0.402	2	2:16.729	+3.908	2	2:18.822		2	2:32.659	+4.449
3	2:07.558	+0.776	3	2:13.929	+1.108	3	2:20.599	+1.777	3	2:31.063	+2.853
4	2:07.732	+0.950	4	2:14.026	+1.205	4	2:19.951	+1.129	4	2:29.989	+1.779
5	2:07.041	+0.259	5	2:12.821		5	2:20.058	+1.236	5	2:28.623	+0.413
6	2:06.782		6	2:14.030	+1.209	6	2:20.463	+1.641	6	2:28.210	
7	2:07.556	+0.774	7	2:13.571	+0.750	7	2:25.228	+6.406			
<u>(48) Richie Welsh</u>			<u>(37) Chris Holden</u>			<u>(51) Emma Jarman</u>			<u>(84) Jonathan Kinnett</u>		
1			1			1			1		
2	2:08.692	+2.126	2	2:16.203	+1.001	2	2:21.989	+1.634	2	2:50.387	+8.912
3	2:07.980	+1.414	3	2:15.202		3	2:21.227	+0.872	3	2:46.511	+5.036
4	2:07.516	+0.950	4	2:16.639	+1.437	4	2:21.157	+0.802	4	2:41.475	
5	2:07.094	+0.528	5	2:16.728	+1.526	5	2:20.355		5	2:42.072	+0.597
6	2:06.566		6	2:15.471	+0.269	6	2:22.675	+2.320	6	2:42.446	+0.971
7	2:08.326	+1.760	7	2:15.564	+0.362	7	2:24.948	+4.593			
<u>(45) Colin Martin</u>			<u>(33) Carl Johnstone</u>			<u>(52) Gary Jarman</u>			<u>(29) James Baker</u>		
1			1			1			1		
2	2:09.068	+2.820	2	2:16.056	+0.271	2	2:23.074	+1.166	2	3:07.467	+3.206
3	2:07.749	+1.501	3	2:17.171	+1.386	3	2:22.936	+1.028	3	3:08.213	+3.952
4	2:07.623	+1.375	4	2:16.244	+0.459	4	2:22.226	+0.318	4	3:04.261	
5	2:07.403	+1.155	5	2:17.375	+1.590	5	2:22.776	+0.868	5	3:04.616	+0.355
6	2:06.248		6	2:15.785		6	2:21.908				
7	2:07.882	+1.634	7	2:16.796	+1.011	7	2:22.204	+0.296			
<u>(26) Reece Baldwin</u>			<u>(5) Dan Willmott</u>			<u>(98) Rob Pragnell</u>			<u>(72) Andrew Gill</u>		
1			1			1			1		
2	2:09.127		2	2:18.043	+0.914	2	2:23.382	+0.931	2	2:12.937	
3	2:10.501	+1.374	3	2:17.322	+0.193	3	2:22.451		3	2:13.668	+0.731
4	2:10.185	+1.058	4	2:18.600	+1.471	4	2:22.918	+0.467	4	2:14.172	+1.235
5	2:11.305	+2.178	5	2:17.129		5	2:23.953	+1.502	5	2:13.471	+0.534
6	2:11.222	+2.095	6	2:18.461	+1.332	6	2:25.071	+2.620			
7	2:14.847	+5.720	7	2:17.433	+0.304	7	2:25.472	+3.021			
<u>(3) Gary Henning</u>			<u>(22) Dave Harviek</u>			<u>(85) James Robinson</u>			<u>(90) Eduart Javori</u>		
1			1			1			1		
2	2:12.960	+1.494	2	2:17.167	+0.515	2	2:26.497		2	2:23.846	+1.944
3	2:12.544	+1.078	3	2:17.835	+1.183	3	2:26.766	+0.269	3	2:21.902	
4	2:12.956	+1.490	4	2:19.296	+2.644	4	2:28.515	+2.018			
5	2:12.248	+0.782	5	2:16.652		5	2:30.744	+4.247			
6	2:11.466		6	2:18.342	+1.690	6	2:30.692	+4.195			
7	2:12.779	+1.313	7	2:17.103	+0.451						
<u>(28) James Runham</u>			<u>(20) Adam Nelson</u>			<u>(86) Matthew Scott</u>			<u>(17) Michael Smith</u>		
1			1			1			1		
2	2:14.920	+3.010	2	2:17.158	+0.558	2	2:31.461	+4.405			
3	2:14.473	+2.563	3	2:16.600		3	2:31.315	+4.259			
4	2:13.074	+1.164	4	2:18.695	+2.095	4	2:29.646	+2.590			
5	2:13.701	+1.791	5	2:17.241	+0.641	5	2:27.727	+0.671			
6	2:11.910										

Chief Timekeeper

Orbits

Weather/Track:-Cloudy/Dry



www.mylaps.com

Licensed to: RS Sports Timing



2 - BMCRC - MRO CHAMPIONSHIPS 2011

Sorted on Laps

EDIasia FORMULA 400

SNETTERTON 300 2.969 Miles

RACE 13

27/03/2011 16:03

Race (7 Laps) started at 16:03:03

Pos	No.	Name	C	Bike	Laps	Total Tm	Diff	Avg. Speed	Best Tm Lap	Lap Speed	Sponsor	
1	10	Stephen Murphy		Kawasaki ZXR 400	7	14:46.535		84.392	2:05.385	7	85.242	
2	1	Steve Palmer		Kawasaki ZXR 400	7	14:47.592	1.057	84.291	2:05.205	4	85.364	ravenperformance.net
3	48	Richie Welsh		Yamaha FZR 400	7	15:02.926	16.391	82.860	2:07.612	7	83.754	
4	45	Colin Martin		Kawasaki ZXR 400	7	15:06.496	19.961	82.533	2:08.143	3	83.407	David Simon
5	26	Reece Baldwin		Kawasaki ZXR 400	7	15:24.848	38.313	80.896	2:09.490	3	82.540	Burwin M/Cycles
6	3	Gary Henning		Kawasaki ZXR 400	7	15:38.738	52.203	79.699	2:12.729	5	80.525	SG/Wheelpower
7	42	Phil Polden		Kawasaki ZXR 400	7	15:43.264	56.729	79.316	2:13.021	6	80.349	EDIasia
8	28	James Runham		Kawasaki ZXR 400	7	15:49.330	1:02.795	78.810	2:12.596	6	80.606	Meltech/ARC
9	46	Chris Westwood	S	Yamaha FZR 400	7	15:50.089	1:03.554	78.747	2:13.306	4	80.177	
10	72	Andrew Gill		Kawasaki ZXR 400	7	16:04.357	1:17.822	77.581	2:14.544	7	79.439	
11	33	Carl Johnstone	S	Yamaha FZR 400	7	16:07.980	1:21.445	77.291	2:15.813	7	78.697	
12	5	Dan Willmott		Kawasaki ZXR 400	7	16:07.981	1:21.446	77.291	2:16.285	2	78.424	
13	37	Chris Holden	R/S	Kawasaki ZXR 400	7	16:08.105	1:21.570	77.281	2:16.421	4	78.346	
14	82	Dan Jefferson	R/S	Kawasaki ZXR 400	7	16:11.406	1:24.871	77.018	2:16.590	5	78.249	
15	22	Dave Harvie	S	Honda RVF 400	7	16:20.804	1:34.269	76.281	2:16.565	5	78.263	SW Roofing
16	90	Eduart Javori	R/S	Kawasaki ZXR 400	7	16:26.369	1:39.834	75.850	2:18.047	4	77.423	
17	9	Gerhard Quinn		Kawasaki ZXR 400	7	16:27.191	1:40.656	75.787	2:15.192	4	79.058	
18	27	Keith Roissetter	S	Yamaha TZR 250	7	16:29.702	1:43.167	75.595	2:19.573	6	76.577	Essential Rubber/Graham File
19	52	Gary Jarman		Kawasaki ZXR 400	7	16:52.638	2:06.103	73.883	2:22.196	7	75.164	
20	98	Rob Pragnell	S	Kawasaki ZXR 400	7	16:53.890	2:07.355	73.791	2:21.898	7	75.322	
21	86	Matthew Scott	R/S	Kawasaki ZXR 400	6	14:56.000	1 Lap	71.572	2:26.659	5	72.877	
22	85	James Robinson	R	Honda RVF 400	6	15:04.848	1 Lap	70.872	2:28.667	6	71.892	
23	73	Stephen Born	R/S	Honda VFR 400	6	15:05.829	1 Lap	70.795	2:28.346	4	72.048	
24	64	Sean Scott		Kawasaki ZXR 400	6	15:27.536	1 Lap	69.138	2:30.328	6	71.098	
25	66	Tosh McCarthy	S	Kawasaki ZXR 400	6	15:29.269	1 Lap	69.009	2:30.262	6	71.129	GB Moto
26	84	Jonathan Kinnett	R/S	Kawasaki ZXR 400	6	16:49.217	1 Lap	63.543	2:42.798	6	65.652	BSS
Not classified												
DNF	17	Michael Smith		Kawasaki ZXR 400	3	6:35.614	DNF	81.049	2:08.331	2	83.285	
DNF	51	Emma Jarman		Kawasaki ZXR 400	2	4:53.995	DNF	72.709	2:24.318	2	74.059	
DNF	29	James Baker	R/S	Kawasaki ZXR 400			DNF	-		0	-	

Margin of Victory	Avg. Speed	Best Lap Tm	Best Spd	Best Lap by
1.057	84.392	2:05.205	85.364	1 - Steve Palmer

Chief Timekeeper

Orbits

Weather/Track:-Cloudy/Dry



www.mylaps.com

Licensed to: RS Sports Timing



2 - BMCRC - MRO CHAMPIONSHIPS 2011

Lapchart

EDlasia FORMULA 400

SNETTERTON 300 2.969 Miles

RACE 13

27/03/2011 16:03

Race (7 Laps) started at 16:03:03

Competitors	Laps						
	1	2	3	4	5	6	7
Steve Palmer (1)	1	1	10	10	1	10	10
Stephen Murphy (10)	2	10	10	1	1	10	1
Richie Welsh (48)	3	48	48	48	48	48	48
Colin Martin (45)	4	45	45	45	45	45	45
Reece Baldwin (26)	5	26	17	17	26	26	26
Gary Henning (3)	6	3	26	26	3	3	3
Michael Smith (17)	7	17	3	3	42	42	42
Phil Polden (42)	8	42	42	42	28	28	28
James Runham (28)	9	28	28	28	46	46	46
Chris Westwood (46)	10	46	46	46	5	5	72
Dan Willmott (5)	11	5	5	5	37	72	33
Chris Holden (37)	12	37	72	72	72	37	5
Andrew Gill (72)	13	72	37	37	33	33	37
Carl Johnstone (33)	14	33	33	33	22	22	82
Dave Harvie (22)	15	22	22	22	82	82	22
Dan Jefferson (82)	16	82	82	82	9	90	90
Keith Roissetter (27)	17	27	27	9	90	27	9
Emma Jarman (51)	18	51	90	27	27	9	9
Gary Jarman (52)	19	52	9	90	52	52	52
Eduart Javori (90)	20	90	51	52	98	98	98
Gerhard Quinn (9)	21	9	52	98	86	86	86
Rob Pragnell (98)	22	98	98	85	85	85	85
James Robinson (85)	23	85	85	86	73	73	73
Stephen Born (73)	24	73	86	73	66	64	64
Matthew Scott (86)	25	86	73	66	64	66	66
Sean Scott (64)	26	64	66	64	84	84	84
Tosh McCarthy (66)	27	66	64	84			
Jonathan Kinnett (84)	28	84	84				
-	29						

Chief Timekeeper

Orbits

Weather/Track:-Cloudy/Dry



www.mylaps.com

Licensed to: RS Sports Timing



2 - BMCRC - MRO CHAMPIONSHIPS 2011

EDlasia FORMULA 400

SNETTERTON 300 2.969 Miles

RACE 13

27/03/2011 16:03

Race (7 Laps) started at 16:03:03

	7	2:13.962	+0.941	6	2:18.726	+2.136	5	2:26.659	
(10) Stephen Murphy				7	2:17.937	+1.347	6	2:26.687	+0.028
1	(28) James Runham			(22) Dave Harviek			(85) James Robinson		
2	1			1			1		
2	2	2:14.354	+1.758	2	2:17.335	+0.770	2	2:29.206	+0.539
3	3	2:13.931	+1.335	3	2:17.006	+0.441	3	2:29.306	+0.639
4	4	2:13.260	+0.664	4	2:17.345	+0.780	4	2:30.929	+2.262
5	5	2:15.158	+2.562	5	2:16.565		5	2:30.197	+1.530
6	6	2:12.596		6	2:24.323	+7.758	6	2:28.667	
7	7	2:19.357	+6.761	7	2:22.167	+5.602			
(1) Steve Palmer	(46) Chris Westwood			(90) Eduart Javori			(73) Stephen Born		
1	1			1			1		
2	2	2:13.897	+0.591	2	2:20.353	+2.306	2	2:31.353	+3.007
3	3	2:13.985	+0.679	3	2:18.396	+0.349	3	2:30.662	+2.316
4	4	2:13.306		4	2:18.047		4	2:28.346	
5	5	2:15.072	+1.766	5	2:20.637	+2.590	5	2:29.044	+0.698
6	6	2:14.336	+1.030	6	2:19.050	+1.003	6	2:28.853	+0.507
7	7	2:17.653	+4.347	7	2:19.004	+0.957			
(48) Richie Welsh	(72) Andrew Gill			(9) Gerhard Quinn			(64) Sean Scott		
1	1			1			1		
2	2	2:16.816	+2.272	2	2:20.067	+4.875	2	2:35.173	+4.845
3	3	2:17.660	+3.116	3	2:16.099	+0.907	3	2:34.279	+3.951
4	4	2:17.230	+2.686	4	2:15.192		4	2:32.619	+2.291
5	5	2:16.168	+1.624	5	2:32.408	+17.216	5	2:32.259	+1.931
6	6	2:17.164	+2.620	6	2:15.523	+0.331	6	2:30.328	
7	7	2:14.544		7	2:16.189	+0.997			
(45) Colin Martin	(33) Carl Johnstone			(27) Keith Roissetter			(66) Tosh McCarthy		
1	1			1			1		
2	2	2:17.535	+1.722	2	2:19.927	+0.354	2	2:32.891	+2.629
3	3	2:16.828	+1.015	3	2:21.373	+1.800	3	2:33.910	+3.648
4	4	2:17.125	+1.312	4	2:20.336	+0.763	4	2:33.871	+3.609
5	5	2:16.745	+0.932	5	2:21.081	+1.508	5	2:34.640	+4.378
6	6	2:18.202	+2.389	6	2:19.573		6	2:30.262	
7	7	2:15.813		7	2:19.891	+0.318			
(26) Reece Baldwin	(5) Dan Willmott			(52) Gary Jarman			(84) Jonathan Kinnett		
1	1			1			1		
2	2	2:16.285		2	2:24.394	+2.198	2	2:50.997	+8.199
3	3	2:17.775	+1.490	3	2:23.736	+1.540	3	2:48.208	+5.410
4	4	2:17.143	+0.858	4	2:23.935	+1.739	4	2:44.317	+1.519
5	5	2:18.484	+2.199	5	2:25.431	+3.235	5	2:45.415	+2.617
6	6	2:17.138	+0.853	6	2:23.100	+0.904	6	2:42.798	
7	7	2:18.338	+2.053	7	2:22.196				
(3) Gary Henning	(37) Chris Holden			(98) Rob Pragnell			(17) Michael Smith		
1	1			1			1		
2	2	2:17.432	+1.011	2	2:22.842	+0.944	2	2:08.331	
3	3	2:17.595	+1.174	3	2:24.278	+2.380	3	2:09.618	+1.287
4	4	2:16.421		4	2:23.604	+1.706			
5	5	2:16.986	+0.565	5	2:25.360	+3.462			
6	6	2:18.227	+1.806	6	2:23.511	+1.613			
7	7	2:16.807	+0.386	7	2:21.898				
(42) Phil Polden	(82) Dan Jefferson			(86) Matthew Scott			(51) Emma Jarman		
1	1			1			1		
2	2	2:16.680	+0.090	2	2:29.356	+2.697	2	2:24.318	
3	3	2:16.844	+0.254	3	2:27.916	+1.257			
4	4	2:17.392	+0.802	4	2:26.885	+0.226			
5	5	2:16.590							
6									

Chief Timekeeper

Orbits

Weather/Track:-Cloudy/Dry



www.mylaps.com

Licensed to: RS Sports Timing



BMCRC – MRO Championships 2011

26th & 27th March 2011

Snetterton 300

MRO Powerbikes & Stock 1000 Cup



Results by RS Sports Timing



2 - BMCRC - MRO CHAMPIONSHIPS 2011

Sorted on Best Lap time

MRO POWERBIKES & STOCK 1000 CUP

SNETTERTON 300 2.969 Miles

1ST QUALIFYING

26/03/2011 10:15

Qualifying started at 10:15:22

Pos	No.	Name	C	Bike	Best Tm	Diff	Lap Speed	In Lap	Laps	Sponsor
1	195	Jimmy Hill		Triumph 675	1:56.428		91.800	5	8	MAP Triumph
2	2	Peter Baker		Suzuki GSXR 1000	1:57.841	1.413	90.699	8	8	Morello
3	23	Tony Coombs		Kawasaki ZXR 600	1:58.242	1.814	90.391	7	7	MSS Colchester Kawasaki
4	18	David Gowen	ST	BMW SRR 1000	1:58.278	1.850	90.364	6	7	Tinklers M/C's
5	143	Seb Bulpin	ST	Honda CBR 1000	1:58.493	2.065	90.200	7	7	S Ayre
6	114	Josh Caygill		Triumph 675	1:58.666	2.238	90.068	5	8	MAP Triumph
7	37	Max Hunt		Honda CBR 600	1:58.782	2.354	89.980	5	8	Race Lab
8	10	Rob McNealy		Suzuki GSXR 1000	1:59.195	2.767	89.669	7	8	
9	44	Ben Grindrod		Kawasaki ZXR 600	1:59.315	2.887	89.578	5	8	Motocoat
10	75	Jonty Dixon	ST	Suzuki GSXR 1000	1:59.833	3.405	89.191	3	5	Antel
11	15	Jon Waghorn	ST	BMW SRR 1000	2:00.236	3.808	88.892	7	7	JW Smart Services
12	154	Tom Young		Kawasaki ZXR 600	2:00.664	4.236	88.577	6	7	AIR Racing
13	28	Kelvin Hoare	C	Yamaha R1 1000	2:00.739	4.311	88.522	3	6	
14	5	Michael Neeves		BMW SRR 1000	2:00.862	4.434	88.432	7	7	BMW Park Lane
15	29	Mark Lister		Ducati 999	2:01.130	4.702	88.236	4	4	
16	58	Byron Beckett	C	Yamaha R1 1000	2:01.157	4.729	88.216	7	7	A Williams Engineering
17	71	Jody Lees		Triumph 675	2:01.995	5.567	87.610	7	7	Midland VW
18	16	Daniel Fowler	ST	Yamaha R1 1000	2:02.336	5.908	87.366	6	7	MG Sear Plant Hire
19	35	Carl Nelson	ST	Honda CBR 1000	2:02.542	6.114	87.219	4	6	
20	76	Jason Byard	C	Suzuki GSXR 1000	2:03.351	6.923	86.647	6	7	May Construction
21	66	Piers Hutchins		Triumph 675	2:03.704	7.276	86.400	5	7	Diablo/HM Racing
22	4	Nick Hobden	C	Kawasaki ZXR 1000	2:03.953	7.525	86.227	7	7	Littlewood Fencing
23	59	Will Dalton	C	Suzuki GSXR 1000	2:04.778	8.350	85.656	4	4	Motoden
24	7	Chris Woollett	C	Suzuki GSXR 1000	2:05.749	9.321	84.995	6	7	CK Groundworks
25	77	Mark Barton	C		2:07.164	10.736	84.049	7	7	
26	33	Ben Neeves	C	Yamaha R1 1000	2:07.313	10.885	83.951	5	5	Benji Alloys
27	128	Charlie Jackson		Yamaha R1 1000	2:08.338	11.910	83.280	7	7	KSL/Jacasey Racing
28	90	Anthony Rogers	C	Kawasaki ZXR 1000	2:08.766	12.338	83.004	3	4	
29	12	Joe Duggan		Suzuki GSXR 1000	2:09.339	12.911	82.636	7	7	
30	43	Neil Garnham	ST	Suzuki GSXR 1000	2:09.583	13.155	82.480	7	7	
31	51	Mark Hughes	ST	Yamaha R1 1000	2:11.674	15.246	81.170	6	7	MBM Photogenix
32	137	Aldo Morello		Yamaha R1 1000	2:12.163	15.735	80.870	7	7	M&M
33	27	Simon Kemp	C	Honda CBR 1000	2:13.570	17.142	80.018	6	6	
34	47	Daryl Dance	C	Honda CBR 1000	2:17.018	20.590	78.005	3	3	Carbontek
35	14	Jack Keen			2:20.461	24.033	76.093	6	6	
36	40	Mike James	C	Yamaha R1 1000	2:32.620	36.192	70.030	2	2	

Chief Timekeeper

Orbits

Weather/Track:-Cloudy/Dry



www.mylaps.com

Licensed to: RS Sports Timing

Printed: 26/03/2011 10:33:23



2 - BMCRC - MRO CHAMPIONSHIPS 2011

MRO POWERBIKES & STOCK 1000 CUP

SNETTERTON 300 2.969 Miles

1ST QUALIFYING

26/03/2011 10:15

Qualifying started at 10:15:22

(195) Jimmy Hill			4 1:59.455 +0.673	3 2:02.251 +1.389	6 2:05.717 +2.013	4 2:10.439 +1.100	
1 2:06.611 +10.183	5 1:58.782	4 2:03.776 +2.914	4 2:03.776 +2.914	7 2:04.473 +0.769	7 2:04.473 +0.769	5 2:11.079 +1.740	
2 1:58.482 +2.054	6 1:59.288 +0.506	5 2:01.892 +1.030	5 2:01.892 +1.030	(4) Nick Hobden		6 2:10.902 +1.563	
3 1:58.432 +2.004	7 1:59.312 +0.530	6 2:03.888 +3.026	6 2:03.888 +3.026	1 2:18.372 +14.419		7 2:09.339	
4 1:58.776 +2.348	8 1:58.834 +0.052	7 2:00.862	7 2:00.862	2 2:10.359 +6.406	(43) Neil Garnham		
5 1:56.428	(10) Rob McNealy			3 2:05.649 +1.696		1 2:21.395 +11.812	
6 1:57.343 +0.915	1 2:06.041 +6.846	(29) Mark Lister			4 2:04.574 +0.621		2 2:16.118 +6.535
7 1:56.653 +0.225	2 1:59.864 +0.669	1 2:10.519 +9.389	1 2:10.519 +9.389	5 2:04.425 +0.472		3 2:11.830 +2.247	
8 1:57.952 +1.524	3 2:00.090 +0.895	2 2:03.892 +2.762	2 2:03.892 +2.762	6 2:04.880 +0.927		4 2:10.349 +0.766	
(2) Peter Baker			4 1:59.756 +0.561	3 2:02.519 +1.389	7 2:03.953	5 2:09.981 +0.398	
1 2:05.381 +7.540	5 2:00.513 +1.318	4 2:01.130	4 2:01.130	(59) Will Dalton			
2 1:58.908 +1.067	6 2:00.603 +1.408	(58) Byron Beckett			1 2:16.768 +11.990		6 2:10.695 +1.112
3 1:58.956 +1.115	7 1:59.195	1 2:32.953 +31.796	1 2:32.953 +31.796	2 2:09.398 +4.620		7 2:09.583	
4 1:59.260 +1.419	8 2:01.691 +2.496	2 2:21.706 +20.549	2 2:21.706 +20.549	3 2:05.880 +1.102		(51) Mark Hughes	
5 1:58.986 +1.145	(44) Ben Grindrod			4 2:04.778		1 2:30.741 +19.067	
6 1:58.581 +0.740	1 2:11.847 +12.532	3 2:03.778 +2.621	3 2:03.778 +2.621	5 2:08.315 +2.566		2 2:29.950 +18.276	
7 1:58.845 +1.004	2 2:00.868 +1.553	4 2:02.082 +0.925	4 2:02.082 +0.925	6 2:05.749 +0.350		3 2:21.442 +9.768	
8 1:57.841	3 1:59.752 +0.437	5 2:18.033 +16.876	5 2:18.033 +16.876	7 2:06.099 +0.350		4 2:15.802 +4.128	
(23) Tony Coombs			4 1:59.585 +0.270	6 2:01.755 +0.598	(7) Chris Woollett		5 2:14.248 +2.574
1 2:06.151 +7.909	5 1:59.315	7 2:01.157	7 2:01.157	1 2:19.269 +13.520		6 2:11.674	
2 2:01.071 +2.829	6 2:01.479 +2.164	(71) Jody Lees			2 2:09.970 +4.221		7 2:13.592 +1.918
3 1:59.942 +1.700	7 2:02.449 +3.134	1 2:11.078 +9.083	1 2:11.078 +9.083	3 2:08.568 +2.819		(137) Aldo Morello	
4 2:00.028 +1.786	8 2:01.930 +2.615	2 2:04.431 +2.436	2 2:04.431 +2.436	4 2:06.149 +0.400		1 2:25.921 +13.758	
5 2:00.171 +1.929	(75) Jonty Dixon			5 2:08.315 +2.566		2 2:16.313 +4.150	
6 1:59.675 +1.433	1 2:07.084 +7.251	3 2:03.585 +1.590	3 2:03.585 +1.590	6 2:05.749 +0.350		3 2:14.834 +2.671	
7 1:58.242	2 2:00.925 +1.092	4 2:03.044 +1.049	4 2:03.044 +1.049	7 2:06.099 +0.350		4 2:13.568 +1.405	
(18) David Gowen			5 2:02.142 +0.147	5 2:02.142 +0.147	(77) Mark Barton		5 2:14.341 +2.178
1 2:04.496 +6.218	6 2:01.479 +2.164	6 2:02.392 +0.397	6 2:02.392 +0.397	1 2:21.071 +13.907		6 2:12.944 +0.781	
2 1:59.874 +1.596	7 2:02.449 +3.134	7 2:01.995	7 2:01.995	2 2:11.012 +3.848		7 2:12.163	
3 1:58.398 +0.120	(16) Daniel Fowler			3 2:09.447 +2.283		(27) Simon Kemp	
4 1:59.369 +1.091	1 2:30.821 +28.485	4 2:09.235 +2.071	4 2:09.235 +2.071	4 2:09.257 +2.093		1 2:25.813 +12.243	
5 1:59.211 +0.933	2 2:14.195 +11.859	5 2:09.257 +2.093	5 2:09.257 +2.093	6 2:07.255 +0.091		2 2:15.132 +1.562	
6 1:58.278	3 2:10.432 +8.096	6 2:07.255 +0.091	6 2:07.255 +0.091	7 2:07.164		3 2:14.230 +0.660	
7 1:59.080 +0.802	4 2:05.193 +2.857	7 2:07.164	7 2:07.164	(33) Ben Neeves			
(15) Jon Waghorn			5 2:02.336 +3.538	(77) Mark Barton			4 2:13.909 +0.339
1 2:13.044 +12.808	6 2:02.336 +3.538	(16) Daniel Fowler			1 2:17.644 +10.331		5 2:14.539 +0.969
2 2:04.319 +4.083	7 2:02.453 +0.117	1 2:30.821 +28.485	1 2:30.821 +28.485	2 2:08.630 +1.317		6 2:13.570	
3 2:02.500 +2.264	(16) Daniel Fowler			3 2:09.087 +1.774		(47) Daryl Dance	
4 2:01.315 +1.079	1 2:14.195 +11.859	2 2:10.432 +8.096	2 2:10.432 +8.096	4 2:07.648 +0.335		1 2:22.426 +5.408	
5 2:00.739 +0.503	3 2:10.432 +8.096	3 2:05.874 +3.538	3 2:05.874 +3.538	5 2:07.313		2 2:17.086 +0.068	
6 2:00.537 +0.301	4 2:05.193 +2.857	4 2:02.336 +3.538	4 2:02.336 +3.538	(33) Ben Neeves			
7 2:00.236	5 2:02.142 +0.147	5 2:02.336 +3.538	5 2:02.336 +3.538	1 2:17.644 +10.331		3 2:17.018	
(15) Jon Waghorn			6 2:02.392 +0.397	(77) Mark Barton			4 2:13.909 +0.339
1 2:13.044 +12.808	7 2:01.930 +2.615	(16) Daniel Fowler			2 2:08.630 +1.317		5 2:14.539 +0.969
2 2:04.319 +4.083	(16) Daniel Fowler			3 2:09.087 +1.774		(27) Simon Kemp	
3 2:02.500 +2.264	1 2:30.821 +28.485	2 2:14.195 +11.859	2 2:14.195 +11.859	4 2:07.648 +0.335		1 2:25.813 +12.243	
4 2:01.315 +1.079	2 2:14.195 +11.859	3 2:10.432 +8.096	3 2:10.432 +8.096	5 2:07.164		2 2:15.132 +1.562	
5 2:00.739 +0.503	3 2:10.432 +8.096	4 2:05.193 +2.857	4 2:05.193 +2.857	(33) Ben Neeves			
6 2:00.537 +0.301	4 2:05.193 +2.857	5 2:02.336 +3.538	5 2:02.336 +3.538	1 2:17.644 +10.331		3 2:14.230 +0.660	
7 2:00.236	5 2:02.142 +0.147	6 2:02.336 +3.538	6 2:02.336 +3.538	2 2:08.630 +1.317		4 2:13.909 +0.339	
(15) Jon Waghorn			7 2:01.995	(77) Mark Barton			5 2:14.539 +0.969
1 2:13.044 +12.808	6 2:02.336 +3.538	(16) Daniel Fowler			3 2:09.087 +1.774		6 2:13.570
2 2:04.319 +4.083	7 2:02.453 +0.117	1 2:30.821 +28.485	1 2:30.821 +28.485	4 2:07.648 +0.335		(47) Daryl Dance	
3 2:02.500 +2.264	(16) Daniel Fowler			5 2:07.164		1 2:22.426 +5.408	
4 2:01.315 +1.079	1 2:14.195 +11.859	2 2:10.432 +8.096	2 2:10.432 +8.096	(33) Ben Neeves			
5 2:00.739 +0.503	3 2:10.432 +8.096	3 2:05.874 +3.538	3 2:05.874 +3.538	1 2:17.644 +10.331		2 2:17.086 +0.068	
6 2:00.537 +0.301	4 2:05.193 +2.857	4 2:02.336 +3.538	4 2:02.336 +3.538	2 2:08.630 +1.317		3 2:17.018	
7 2:00.236	5 2:02.142 +0.147	5 2:02.336 +3.538	5 2:02.336 +3.538	3 2:09.087 +1.774		(14) Jack Keen	
(15) Jon Waghorn			6 2:02.392 +0.397	(77) Mark Barton			1 2:35.209 +14.748
1 2:13.044 +12.808	7 2:01.930 +2.615	(16) Daniel Fowler			4 2:07.648 +0.335		2 2:27.539 +7.078
2 2:04.319 +4.083	(16) Daniel Fowler			5 2:07.313		3 2:23.071 +2.610	
3 2:02.500 +2.264	1 2:30.821 +28.485	2 2:14.195 +11.859	2 2:14.195 +11.859	(33) Ben Neeves			
4 2:01.315 +1.079	2 2:14.195 +11.859	3 2:10.432 +8.096	3 2:10.432 +8.096	1 2:17.644 +10.331		4 2:21.592 +1.131	
5 2:00.739 +0.503	3 2:10.432 +8.096	4 2:05.193 +2.857	4 2:05.193 +2.857	2 2:08.630 +1.317		5 2:23.460 +2.999	
6 2:00.537 +0.301	4 2:05.193 +2.857	5 2:02.336 +3.538	5 2:02.336 +3.538	3 2:09.087 +1.774		6 2:20.461	
7 2:00.236	5 2:02.142 +0.147	6 2:02.336 +3.538	6 2:02.336 +3.538	4 2:07.648 +0.335		(47) Daryl Dance	
(15) Jon Waghorn			7 2:01.995	(77) Mark Barton			1 2:22.426 +5.408
1 2:13.044 +12.808	6 2:02.336 +3.538	(16) Daniel Fowler			5 2:07.164		2 2:17.086 +0.068
2 2:04.319 +4.083	7 2:02.453 +0.117	1 2:30.821 +28.485	1 2:30.821 +28.485	(33) Ben Neeves			
3 2:02.500 +2.264	(16) Daniel Fowler			1 2:17.644 +10.331		3 2:17.018	
4 2:01.315 +1.079	1 2:14.195 +11.859	2 2:10.432 +8.096	2 2:10.432 +8.096	2 2:08.630 +1.317		(14) Jack Keen	
5 2:00.739 +0.503	3 2:10.432 +8.096	3 2:05.874 +3.538	3 2:05.874 +3.538	3 2:09.087 +1.774		1 2:35.209 +14.748	
6 2:00.537 +0.301	4 2:05.193 +2.857	4 2:02.336 +3.538	4 2:02.336 +3.538	4 2:07.648 +0.335		2 2:27.539 +7.078	
7 2:00.236	5 2:02.142 +0.147	5 2:02.336 +3.538	5 2:02.336 +3.538	5 2:07.313		3 2:23.071 +2.610	
(15) Jon Waghorn			6 2:02.392 +0.397	(77) Mark Barton			4 2:21.592 +1.131
1 2:13.044 +12.808	7 2:01.930 +2.615	(16) Daniel Fowler			6 2:05.749 +0.350		5 2:23.460 +2.999
2 2:04.319 +4.083	(16) Daniel Fowler			7 2:06.099 +0.350		6 2:20.461	
3 2:02.500 +2.264	1 2:30.821 +28.485	2 2:14.195 +11.859	2 2:14.195 +11.859	(33) Ben Neeves			
4 2:01.315 +1.079	2 2:14.195 +11.859	3 2:10.432 +8.096	3 2:10.432 +8.096	1 2:17.644 +10.331		(47) Daryl Dance	
5 2:00.739 +0.503	3 2:10.432 +8.096	4 2:05.193 +2.857	4 2:05.193 +2.857	2 2:08.630 +1.317		1 2:22.426 +5.408	
6 2:00.537 +0.301	4 2:05.193 +2.857	5 2:02.336 +3.538	5 2:02.336 +3.538	3 2:09.087 +1.774		2 2:17.086 +0.068	
7 2:00.236	5 2:02.142 +0.147	6 2:02.336 +3.538	6 2:02.336 +3.538	4 2:07.648 +0.335		3 2:17.018	
(15) Jon Waghorn			7 2:01.995	(77) Mark Barton			4 2:13.909 +0.339
1 2:13.044 +12.808	6 2:02.336 +3.538	(16) Daniel Fowler			5 2:07.164		5 2:14.539 +0.969
2 2:04.319 +4.083	7 2:02.453 +0.117	1 2:30.821 +28.485	1 2:30.821 +28.485	6 2:07.255 +0.091		6 2:13.570	
3 2:02.500 +2.264	(16) Daniel Fowler			7 2:07.164		(27) Simon Kemp	
4 2:01.315 +1.079	1 2:14.195 +11.859	2 2:10.432 +8.096	2 2:10.432 +8.096	1 2:21.071 +13.907		1 2:25.813 +12.243	
5 2:00.739 +0.503	3 2:10.432 +8.096	3 2:05.874 +3.538	3 2:05.874 +3.538	2 2:11.012 +3.848		2 2:15.132 +1.562	
6 2:00.537 +0.301	4 2:05.193 +2.857	4 2:02.336 +3.538	4 2:02.336 +3.538	3 2:09.447 +2.283		3 2:14.834 +2.671	
7 2:00.236	5 2:02.142 +0.147	5 2:02.336 +3.538	5 2:02.336 +3.538	4 2:09.235 +2.071		4 2:13.568 +1.405	
(15) Jon Waghorn			6 2:02.392 +0.397	(77) Mark Barton			5 2:14.341 +2.178
1 2:13.044 +12.808	7 2:01.930 +2.615	(16) Daniel Fowler			5 2:09.257 +2.093		6 2:12.944 +0.781
2 2:04.319 +4.083	(16) Daniel Fowler			6 2:07.255 +0.091		7 2:12.163	
3 2:02.500 +2.264	1 2:30.821 +28.485	2 2:14.195 +11.859	2 2:14.195 +11.859	7 2:07.164		(27) Simon Kemp	
4 2:01.315 +1.079	2 2:14.195 +11.859	3 2:10.432 +8.096	3 2:10.432 +8.096	1 2:21.071 +13.907		1 2:25.813 +12.243	
5 2:00.739 +0.503	3 2:10.432 +8.096	4 2:05.193 +2.857	4 2:05.193 +2.857	2 2:11.012 +3.848		2 2:15.132 +1.562	
6 2:00.537 +0.301	4 2:05.193 +2.857	5 2:02.336 +3.538</					



2 - BMCRC - MRO CHAMPIONSHIPS 2011

Sorted on Best Lap time

MRO POWERBIKES & STOCK 1000 CUP

SNETTERTON 300 2.969 Miles

2ND QUALIFYING

26/03/2011 12:53

Qualifying started at 12:53:24

Pos	No.	Name	C	Bike	Best Tm	Diff	Lap Speed	In Lap	Laps	Sponsor
1	195	Jimmy Hill		Triumph 675	1:55.458		92.571	6	7	MAP Triumph
2	18	David Gowen	ST	BMW SRR 1000	1:56.187	0.729	91.990	5	7	Tinklers M/C's
3	37	Max Hunt		Honda CBR 600	1:56.500	1.042	91.743	5	7	Race Lab
4	2	Peter Baker		Suzuki GSXR 1000	1:56.731	1.273	91.561	3	6	Morello
5	58	Byron Beckett	C	Yamaha R1 1000	1:57.313	1.855	91.107	6	7	A Williams Engineering
6	143	Seb Bulpin	ST	Honda CBR 1000	1:57.402	1.944	91.038	6	7	S Ayre
7	114	Josh Caygill		Triumph 675	1:57.521	2.063	90.946	6	7	MAP Triumph
8	23	Tony Coombs		Kawasaki ZXR 600	1:57.920	2.462	90.638	4	7	MSS Colchester Kawasaki
9	75	Jonty Dixon	ST	Suzuki GSXR 1000	1:58.237	2.779	90.395	5	7	Antel
10	10	Rob McNealy		Suzuki GSXR 1000	1:58.361	2.903	90.300	5	7	
11	16	Daniel Fowler	ST	Yamaha R1 1000	1:58.837	3.379	89.939	6	7	MG Sear Plant Hire
12	28	Kelvin Hoare	C	Yamaha R1 1000	1:58.854	3.396	89.926	3	4	
13	15	Jon Waghorn	ST	BMW SRR 1000	1:59.010	3.552	89.808	7	7	JW Smart Services
14	5	Michael Neeves		BMW SRR 1000	1:59.280	3.822	89.605	6	7	BMW Park Lane
15	154	Tom Young		Kawasaki ZXR 600	1:59.596	4.138	89.368	5	6	AIR Racing
16	71	Jody Lees		Triumph 675	1:59.612	4.154	89.356	7	7	Midland VW
17	29	Mark Lister		Ducati 999	1:59.825	4.367	89.197	5	5	
18	44	Ben Grindrod		Kawasaki ZXR 600	1:59.839	4.381	89.187	6	6	Motocoat
19	76	Jason Byard	C	Suzuki GSXR 1000	2:01.798	6.340	87.752	7	7	May Construction
20	35	Carl Nelson	ST	Honda CBR 1000	2:02.126	6.668	87.516	7	7	
21	66	Piers Hutchins		Triumph 675	2:02.150	6.692	87.499	6	7	Diablo/HM Racing
22	4	Nick Hobden	C	Kawasaki ZXR 1000	2:02.301	6.843	87.391	6	7	Littlewood Fencing
23	77	Mark Barton	C		2:04.690	9.232	85.717	6	6	
24	33	Ben Neeves	C	Yamaha R1 1000	2:04.739	9.281	85.683	3	5	Benji Alloys
25	7	Chris Woollett	C	Suzuki GSXR 1000	2:04.780	9.322	85.655	4	7	CK Groundworks
26	59	Will Dalton	C	Suzuki GSXR 1000	2:05.104	9.646	85.433	6	6	Motoden
27	90	Anthony Rogers	C	Kawasaki ZXR 1000	2:05.149	9.691	85.403	3	6	
28	43	Neil Garnham	ST	Suzuki GSXR 1000	2:07.553	12.095	83.793	6	6	
29	12	Joe Duggan		Suzuki GSXR 1000	2:07.928	12.470	83.547	6	6	
30	128	Charlie Jackson		Yamaha R1 1000	2:08.013	12.555	83.492	4	6	KSL/Jacasey Racing
31	51	Mark Hughes	ST	Yamaha R1 1000	2:08.699	13.241	83.047	4	5	MBM Photogenix
32	27	Simon Kemp	C	Honda CBR 1000	2:10.414	14.956	81.955	6	6	
33	137	Aldo Morello		Yamaha R1 1000	2:11.563	16.105	81.239	5	5	M&M
34	47	Daryl Dance	C	Honda CBR 1000	2:13.459	18.001	80.085	6	6	Carbontek
35	14	Jack Keen			2:16.405	20.947	78.355	4	6	

Chief Timekeeper

Orbits

Weather/Track:-Cloudy/Dry



www.mylaps.com

Licensed to: RS Sports Timing

Printed: 26/03/2011 13:09:12



2 - BMCRC - MRO CHAMPIONSHIPS 2011

MRO POWERBIKES & STOCK 1000 CUP

SNETTERTON 300 2.969 Miles

2ND QUALIFYING

26/03/2011 12:53

Qualifying started at 12:53:24

(195) Jimmy Hill

1	2:02.059	+6.601
2	1:58.056	+2.598
3	1:57.182	+1.724
4	1:55.972	+0.514
5	2:06.132	+10.674
6	1:55.458	
7	1:57.813	+2.355

(23) Tony Coombs

1	2:02.505	+4.585
2	1:58.910	+0.990
3	1:58.219	+0.299
4	1:57.920	
5	1:59.384	+1.464
6	1:59.357	+1.437
7	1:58.786	+0.866

1	2:05.185	+5.589
2	2:00.869	+1.273
3	2:07.738	+8.142
4	2:00.009	+0.413
5	1:59.596	
6	1:59.745	+0.149

(77) Mark Barton

1	2:18.250	+13.560
2	2:09.039	+4.349
3	2:06.968	+2.278
4	2:05.443	+0.753
5	2:06.413	+1.723
6	2:04.690	

(51) Mark Hughes

1	2:27.357	+18.658
2	2:12.897	+4.198
3	2:09.443	+0.744
4	2:08.699	
5	2:09.878	+1.179

(18) David Gowen

1	2:00.265	+4.078
2	1:57.526	+1.339
3	1:56.610	+0.423
4	1:57.295	+1.108
5	1:56.187	
6	1:58.268	+2.081
7	2:00.181	+3.994

(75) Jonty Dixon

1	2:04.864	+6.627
2	2:00.365	+2.128
3	1:58.948	+0.711
4	1:59.294	+1.057
5	1:58.237	
6	1:58.523	+0.286
7	2:07.686	+9.449

(71) Jody Lees

1	2:12.574	+12.962
2	2:01.216	+1.604
3	2:01.196	+1.584
4	2:01.767	+2.155
5	2:02.082	+2.470
6	2:00.544	+0.932
7	1:59.612	

(33) Ben Neeves

1	2:12.330	+7.591
2	2:05.847	+1.108
3	2:04.739	
4	2:05.138	+0.399
5	2:04.836	+0.097

(27) Simon Kemp

1	2:17.112	+6.698
2	2:10.945	+0.531
3	2:12.026	+1.612
4	2:11.170	+0.756
5	2:13.713	+3.299
6	2:10.414	

(37) Max Hunt

1	2:03.581	+7.081
2	2:00.944	+4.444
3	1:58.505	+2.005
4	1:56.882	+0.382
5	1:56.500	
6	1:56.774	+0.274
7	1:59.229	+2.729

(10) Rob McNealy

1	2:02.805	+4.444
2	2:00.030	+1.669
3	2:00.103	+1.742
4	1:59.787	+1.426
5	1:58.361	
6	1:58.810	+0.449
7	2:00.445	+2.084

(29) Mark Lister

1	2:13.055	+13.230
2	2:01.078	+1.253
3	2:00.443	+0.618
4	2:02.008	+2.183
5	1:59.825	

(7) Chris Woollett

1	2:13.027	+8.247
2	2:07.402	+2.622
3	2:05.447	+0.667
4	2:04.780	
5	2:04.824	+0.044
6	2:05.817	+1.037
7	2:26.965	+22.185

(137) Aldo Morello

1	2:17.732	+6.169
2	2:13.175	+1.612
3	2:15.092	+3.529
4	2:13.592	+2.029
5	2:11.563	

(2) Peter Baker

1	2:01.315	+4.584
2	1:57.803	+1.072
3	1:56.731	
4	1:57.000	+0.269
5	1:57.203	+0.472
6	1:58.152	+1.421

(16) Daniel Fowler

1	2:08.849	+10.012
2	2:05.264	+6.427
3	2:01.855	+3.018
4	2:01.866	+3.029
5	2:00.907	+2.070
6	1:58.837	
7	1:58.885	+0.048

(44) Ben Grindrod

1	2:08.666	+8.827
2	2:00.448	+0.609
3	2:39.268	+39.429
4	2:13.086	+13.247
5	2:00.569	+0.730
6	1:59.839	

(59) Will Dalton

1	2:10.189	+5.085
2	2:05.904	+0.800
3	2:06.593	+1.489
4	2:05.780	+0.676
5	2:05.297	+0.193
6	2:05.104	

(47) Daryl Dance

1	2:16.933	+3.474
2	2:14.115	+0.656
3	2:14.223	+0.764
4	2:16.509	+3.050
5	2:15.137	+1.678
6	2:13.459	

(58) Byron Beckett

1	2:06.482	+9.169
2	1:59.943	+2.630
3	2:00.383	+3.070
4	2:09.907	+12.594
5	1:58.500	+1.187
6	1:57.313	
7	2:09.143	+11.830

(28) Kelvin Hoare

1	2:03.356	+4.502
2	1:59.968	+1.114
3	1:58.854	
4	1:59.715	+0.861

(76) Jason Byard

1	2:10.049	+8.251
2	2:04.402	+2.604
3	2:03.620	+1.822
4	2:03.855	+2.057
5	2:02.461	+0.663
6	2:03.370	+1.572
7	2:01.798	

(90) Anthony Rogers

1	2:12.691	+7.542
2	2:05.348	+0.199
3	2:05.149	
4	2:05.380	+0.231
5	2:07.370	+2.221
6	2:06.765	+1.616

(14) Jack Keen

1	2:24.130	+7.725
2	2:18.466	+2.061
3	2:17.132	+0.727
4	2:16.405	
5	2:17.111	+0.706
6	2:16.932	+0.527

(143) Seb Bulpin

1	2:08.254	+10.852
2	1:58.898	+1.496
3	1:58.832	+1.430
4	1:58.521	+1.119
5	1:58.225	+0.823
6	1:57.402	
7	1:57.613	+0.211

(15) Jon Waghorn

1	2:05.407	+6.397
2	2:00.295	+1.285
3	2:00.273	+1.263
4	1:59.381	+0.371
5	2:12.786	+13.776
6	1:59.329	+0.319
7	1:59.010	

(35) Carl Nelson

1	2:08.444	+6.318
2	2:02.833	+0.707
3	2:03.644	+1.518
4	2:02.229	+0.103
5	2:04.524	+2.398
6	2:02.249	+0.123
7	2:02.126	

(43) Neil Garnham

1	2:14.024	+6.471
2	2:09.761	+2.208
3	2:08.688	+1.135
4	2:08.544	+0.991
5	2:08.724	+1.171
6	2:07.553	

(12) Joe Duggan

1	2:16.468	+8.540
2	2:09.069	+1.141
3	2:11.006	+3.078
4	2:08.119	+0.191
5	2:39.548	+31.620
6	2:07.928	

(114) Josh Caygill

1	2:02.901	+5.380
2	2:01.391	+3.870
3	2:00.184	+2.663
4	1:59.994	+2.473
5	1:57.703	+0.182
6	1:57.521	
7	1:58.233	+0.712

(5) Michael Neeves

1	2:07.341	+8.061
2	2:01.931	+2.651
3	2:01.712	+2.432
4	1:59.649	+0.369
5	2:00.233	+0.953
6	1:59.280	
7	1:59.844	+0.564

(66) Piers Hutchins

1	2:07.944	+5.794
2	2:03.278	+1.128
3	2:02.201	+0.051
4	2:02.504	+0.354
5	2:02.575	+0.425
6	2:02.150	
7	2:02.667	+0.517

(128) Charlie Jackson

1	2:11.488	+9.187
2	2:04.443	+2.142
3	2:03.263	+0.962

Chief Timekeeper

Weather/Track:-Cloudy/Dry

Orbits



www.mylaps.com

Licensed to: RS Sports Timing



2 - BMCRC - MRO CHAMPIONSHIPS 2011

MRO POWERBIKES & STOCK 1000 CUP

SNETTERTON 300 2.969 Miles

COMBINED QUALIFYING

Pos	No.	Name	C	Bike	BestTm	Diff	R1. Best Tm	R2. Best Tm	Sponsor
1	195	Jimmy Hill		Triumph 675	1:55.458		1:56.428	1:55.458	MAP Triumph
2	18	David Gowen	ST	BMW SRR 1000	1:56.187	0.729	1:58.278	1:56.187	Tinklers M/C's
3	37	Max Hunt		Honda CBR 600	1:56.500	1.042	1:58.782	1:56.500	Race Lab
4	2	Peter Baker		Suzuki GSXR 1000	1:56.731	1.273	1:57.841	1:56.731	Morello
5	58	Byron Beckett	C	Yamaha R1 1000	1:57.313	1.855	2:01.157	1:57.313	A Williams Engineering
6	143	Seb Bulpin	ST	Honda CBR 1000	1:57.402	1.944	1:58.493	1:57.402	S Ayre
7	114	Josh Caygill		Triumph 675	1:57.521	2.063	1:58.666	1:57.521	MAP Triumph
8	23	Tony Coombs		Kawasaki ZXR 600	1:57.920	2.462	1:58.242	1:57.920	MSS Colchester Kawasaki
9	75	Jonty Dixon	ST	Suzuki GSXR 1000	1:58.237	2.779	1:59.833	1:58.237	Antel
10	10	Rob McNealy		Suzuki GSXR 1000	1:58.361	2.903	1:59.195	1:58.361	
11	16	Daniel Fowler	ST	Yamaha R1 1000	1:58.837	3.379	2:02.336	1:58.837	MG Sear Plant Hire
12	28	Kelvin Hoare	C	Yamaha R1 1000	1:58.854	3.396	2:00.739	1:58.854	
13	15	Jon Waghorn	ST	BMW SRR 1000	1:59.010	3.552	2:00.236	1:59.010	JW Smart Services
14	5	Michael Neeves		BMW SRR 1000	1:59.280	3.822	2:00.862	1:59.280	BMW Park Lane
15	44	Ben Grindrod		Kawasaki ZXR 600	1:59.315	3.857	1:59.315	1:59.839	Motocoat
16	154	Tom Young		Kawasaki ZXR 600	1:59.596	4.138	2:00.664	1:59.596	AIR Racing
17	71	Jody Lees		Triumph 675	1:59.612	4.154	2:01.995	1:59.612	Midland VW
18	29	Mark Lister		Ducati 999	1:59.825	4.367	2:01.130	1:59.825	
19	76	Jason Byard	C	Suzuki GSXR 1000	2:01.798	6.340	2:03.351	2:01.798	May Construction
20	35	Carl Nelson	ST	Honda CBR 1000	2:02.126	6.668	2:02.542	2:02.126	
21	66	Piers Hutchins		Triumph 675	2:02.150	6.692	2:03.704	2:02.150	Diablo/HM Racing
22	4	Nick Hobden	C	Kawasaki ZXR 1000	2:02.301	6.843	2:03.953	2:02.301	Littlewood Fencing
23	77	Mark Barton	C		2:04.690	9.232	2:07.164	2:04.690	
24	33	Ben Neeves	C	Yamaha R1 1000	2:04.739	9.281	2:07.313	2:04.739	Benji Alloys
25	59	Will Dalton	C	Suzuki GSXR 1000	2:04.778	9.320	2:04.778	2:05.104	Motoden
26	7	Chris Woollett	C	Suzuki GSXR 1000	2:04.780	9.322	2:05.749	2:04.780	CK Groundworks
27	90	Anthony Rogers	C	Kawasaki ZXR 1000	2:05.149	9.691	2:08.766	2:05.149	
28	43	Neil Garnham	ST	Suzuki GSXR 1000	2:07.553	12.095	2:09.583	2:07.553	
29	12	Joe Duggan		Suzuki GSXR 1000	2:07.928	12.470	2:09.339	2:07.928	
30	128	Charlie Jackson		Yamaha R1 1000	2:08.013	12.555	2:08.338	2:08.013	KSL/Jacasey Racing
31	51	Mark Hughes	ST	Yamaha R1 1000	2:08.699	13.241	2:11.674	2:08.699	MBM Photogenix
32	27	Simon Kemp	C	Honda CBR 1000	2:10.414	14.956	2:13.570	2:10.414	
33	137	Aldo Morello		Yamaha R1 1000	2:11.563	16.105	2:12.163	2:11.563	M&M
34	47	Daryl Dance	C	Honda CBR 1000	2:13.459	18.001	2:17.018	2:13.459	Carbontek
35	14	Jack Keen			2:16.405	20.947	2:20.461	2:16.405	
36	40	Mike James	C	Yamaha R1 1000	2:32.620	37.162	2:32.620		

Chief Timekeeper

Orbits

Weather/Track:-Cloudy/Dry



www.mylaps.com

Licensed to: RS Sports Timing



2 - BMCRC - MRO CHAMPIONSHIPS 2011

Sorted on Laps

MRO POWERBIKES & STOCK 1000 CUP

SNETTERTON 300 2.969 Miles

RACE 12

26/03/2011 16:23

Race (5 Laps) started at 16:23:11

Pos	No.	Name	C	T	Bike	Laps	Total Tm	Diff	Avg. Speed	Best Tm Lap	Lap Speed	Sponsor	
1	195	Jimmy Hill			Triumph 675	5	9:46.440		91.126	1:56.091	3	92.066	MAP Triumph
2	37	Max Hunt			Honda CBR 600	5	9:52.553	6.113	90.186	1:56.324	4	91.882	Race Lab
3	18	David Gowen	ST	Mtz	BMW SRR 1000	5	9:53.165	6.725	90.093	1:57.336	4	91.089	Tinklers M/C's
4	114	Josh Caygill			Triumph 675	5	9:57.448	11.008	89.447	1:57.886	4	90.664	MAP Triumph
5	143	Seb Bulpin	ST	Mtz	Honda CBR 1000	5	9:58.584	12.144	89.278	1:57.706	5	90.803	S Ayre
6	10	Rob McNealy			Suzuki GSXR 1000	5	10:00.313	13.873	89.021	1:58.771	2	89.989	
7	28	Kelvin Hoare	C		Yamaha R1 1000	5	10:00.594	14.154	88.979	1:58.022	2	90.560	
8	58	Byron Beckett	C	Mtz	Yamaha R1 1000	5	10:00.761	14.321	88.954	1:58.615	5	90.107	A Williams Engineering
9	23	Tony Coombs			Kawasaki ZXR 600	5	10:01.376	14.936	88.863	1:58.307	2	90.342	MSS Colchester Kawasaki
10	15	Jon Waghorn	ST	Mtz	BMW SRR 1000	5	10:05.199	18.759	88.302	1:58.946	3	89.856	JW Smart Services
11	16	Daniel Fowler	ST	P	Yamaha R1 1000	5	10:08.108	21.668	87.879	1:59.018	5	89.802	MG Sear Plant Hire
12	75	Jonty Dixon	ST	M	Suzuki GSXR 1000	5	10:08.929	22.489	87.761	1:59.772	4	89.237	Antel
13	44	Ben Grindrod			Kawasaki ZXR 600	5	10:09.791	23.351	87.637	1:59.499	4	89.440	Motocoat
14	154	Tom Young			Kawasaki ZXR 600	5	10:09.819	23.379	87.633	1:59.706	5	89.286	AIR Racing
15	5	Michael Neeves			BMW SRR 1000	5	10:15.210	28.770	86.865	2:00.032	4	89.043	BMW Park Lane
16	4	Nick Hobden	C	Mtz	Kawasaki ZXR 1000	5	10:21.725	35.285	85.955	2:02.333	4	87.368	Littlewood Fencing
17	66	Piers Hutchins			Triumph 675	5	10:21.988	35.548	85.918	2:01.571	3	87.916	Diablo/HM Racing
18	35	Carl Nelson	ST	Mtz	Honda CBR 1000	5	10:22.256	35.816	85.881	2:01.858	4	87.709	
19	76	Jason Byard	C		Suzuki GSXR 1000	5	10:27.901	41.461	85.109	2:02.283	4	87.404	May Construction
20	90	Anthony Rogers	C	M	Kawasaki ZXR 1000	5	10:30.705	44.265	84.731	2:04.184	2	86.066	
21	77	Mark Barton	C			5	10:30.883	44.443	84.707	2:03.354	3	86.645	
22	59	Will Dalton	C	Mtz	Suzuki GSXR 1000	5	10:32.228	45.788	84.527	2:03.358	5	86.642	Motoden
23	33	Ben Neeves	C	P	Yamaha R1 1000	5	10:41.880	55.440	83.256	2:05.216	5	85.357	Benji Alloys
24	12	Joe Duggan			Suzuki GSXR 1000	5	10:43.544	57.104	83.040	2:06.529	5	84.471	
25	51	Mark Hughes	ST	M	Yamaha R1 1000	5	10:43.831	57.391	83.003	2:05.352	4	85.264	MBM Photogenix
26	7	Chris Woollett	C		Suzuki GSXR 1000	5	10:44.354	57.914	82.936	2:05.943	2	84.864	CK Groundworks
27	128	Charlie Jackson			Yamaha R1 1000	5	10:44.565	58.125	82.909	2:05.666	5	85.051	KSL/Jacasey Racing
28	43	Neil Garnham	ST		Suzuki GSXR 1000	5	10:53.415	1:06.975	81.786	2:07.832	2	83.610	
29	27	Simon Kemp	C	P	Honda CBR 1000	5	11:01.808	1:15.368	80.749	2:10.028	3	82.198	
30	47	Daryl Dance	C	Mtz	Honda CBR 1000	5	11:17.276	1:30.836	78.905	2:12.304	3	80.784	Carbontek
31	14	Jack Keen				5	11:23.837	1:37.397	78.148	2:13.479	4	80.073	
Not classified													
DNF	2	Peter Baker		P	Suzuki GSXR 1000	2	4:00.926	DNF	88.725	1:57.128	2	91.251	Morello
DNF	29	Mark Lister		P	Ducati 999	2	4:10.055	DNF	85.485	2:01.633	2	87.871	

Margin of Victory	Avg. Speed	Best Lap Tm	Best Spd	Best Lap by
6.113	91.126	1:56.091	92.066	195 - Jimmy Hill

Chief Timekeeper

Orbits

Weather/Track:-Cloudy/Dry



www.mylaps.com

Licensed to: RS Sports Timing



2 - BMCRC - MRO CHAMPIONSHIPS 2011

Lapchart

MRO POWERBIKES & STOCK 1000 CUP

SNETTERTON 300 2.969 Miles

RACE 12

26/03/2011 16:23

Race (5 Laps) started at 16:23:11

Competitors		Laps				
		1	2	3	4	5
Jimmy Hill (195)	1	195	195	195	195	195
David Gowen (18)	2	18	18	18	37	37
Byron Beckett (58)	3	58	2	37	18	18
Rob McNealy (10)	4	10	37	10	114	114
Peter Baker (2)	5	2	10	114	10	143
Josh Caygill (114)	6	114	114	58	143	10
Max Hunt (37)	7	37	58	143	58	28
Seb Bulpin (143)	8	143	143	28	28	58
Tony Coombs (23)	9	23	23	23	23	23
Kelvin Hoare (28)	10	28	28	15	15	15
Jonty Dixon (75)	11	75	15	75	75	16
Jon Waghorn (15)	12	15	75	154	16	75
Tom Young (154)	13	154	154	16	44	44
Mark Lister (29)	14	29	16	44	154	154
Daniel Fowler (16)	15	16	29	5	5	5
Ben Grindrod (44)	16	44	44	4	4	4
Carl Nelson (35)	17	35	5	66	66	66
Piers Hutchins (66)	18	66	4	35	35	35
Michael Neeves (5)	19	5	35	76	76	76
Nick Hobden (4)	20	4	66	90	90	90
Anthony Rogers (90)	21	90	90	77	77	77
Jason Byard (76)	22	76	76	59	59	59
Mark Barton (77)	23	77	77	12	33	33
Joe Duggan (12)	24	12	59	33	12	12
Will Dalton (59)	25	59	12	7	7	51
Ben Neeves (33)	26	33	33	51	51	7
Mark Hughes (51)	27	51	7	128	128	128
Chris Woollett (7)	28	7	51	43	43	43
Neil Garnham (43)	29	43	43	27	27	27
Simon Kemp (27)	30	27	128	47	47	47
Charlie Jackson (128)	31	128	27	14	14	14
Daryl Dance (47)	32	47	47			
Jack Keen (14)	33	14	14			

Chief Timekeeper

Orbits

Weather/Track:-Cloudy/Dry



www.mylaps.com

Licensed to: RS Sports Timing



2 - BMCRC - MRO CHAMPIONSHIPS 2011

MRO POWERBIKES & STOCK 1000 CUP

SNETTERTON 300 2.969 Miles

RACE 12

26/03/2011 16:23

Race (5 Laps) started at 16:23:11

<u>(195) Jimmy Hill</u>		
5	1:58.683	+0.376
1		
2	1:56.607	+0.516
3	1:56.091	
4	1:56.168	+0.077
5	1:57.398	+1.307

<u>(37) Max Hunt</u>		
1		
2	1:57.035	+0.711
3	1:57.682	+1.358
4	1:56.324	
5	1:56.995	+0.671

<u>(18) David Gowen</u>		
1		
2	1:57.761	+0.425
3	1:57.654	+0.318
4	1:57.336	
5	1:57.437	+0.101

<u>(114) Josh Caygill</u>		
1		
2	1:58.648	+0.762
3	1:58.624	+0.738
4	1:57.886	
5	1:58.007	+0.121

<u>(143) Seb Bulpin</u>		
1		
2	1:58.202	+0.496
3	1:59.368	+1.662
4	1:58.187	+0.481
5	1:57.706	

<u>(10) Rob McNealy</u>		
1		
2	1:58.771	
3	1:58.828	+0.057
4	1:59.389	+0.618
5	1:59.663	+0.892

<u>(28) Kelvin Hoare</u>		
1		
2	1:58.022	
3	1:58.735	+0.713
4	1:59.304	+1.282
5	1:58.222	+0.200

<u>(58) Byron Beckett</u>		
1		
2	1:59.743	+1.128
3	1:59.493	+0.878
4	1:59.485	+0.870
5	1:58.615	

<u>(23) Tony Coombs</u>		
1		
2	1:58.307	
3	1:59.539	+1.232
4	1:59.108	+0.801

<u>(15) Jon Waghorn</u>		
1		
2	2:00.419	+1.473
3	1:58.946	
4	1:59.022	+0.076
5	1:59.133	+0.187

<u>(16) Daniel Fowler</u>		
1		
2	2:00.299	+1.281
3	2:00.197	+1.179
4	1:59.370	+0.352
5	1:59.018	

<u>(75) Jonty Dixon</u>		
1		
2	2:01.695	+1.923
3	2:00.175	+0.403
4	1:59.772	
5	2:00.019	+0.247

<u>(44) Ben Grindrod</u>		
1		
2	2:00.953	+1.454
3	1:59.703	+0.204
4	1:59.499	
5	2:00.341	+0.842

<u>(154) Tom Young</u>		
1		
2	2:01.055	+1.349
3	2:00.266	+0.560
4	2:00.506	+0.800
5	1:59.706	

<u>(5) Michael Neeves</u>		
1		
2	2:01.514	+1.482
3	2:00.502	+0.470
4	2:00.032	
5	2:00.991	+0.959

<u>(4) Nick Hobden</u>		
1		
2	2:02.361	+0.028
3	2:02.407	+0.074
4	2:02.333	
5	2:02.425	+0.092

<u>(66) Piers Hutchins</u>		
1		
2	2:03.831	+2.260
3	2:01.571	
4	2:02.252	+0.681
5	2:02.179	+0.608

<u>(35) Carl Nelson</u>		
1		
2	2:03.638	+1.780
3	2:02.372	+0.514

4	2:01.858	
5	2:02.255	+0.397

<u>(76) Jason Byard</u>		
1		
2	2:04.603	+2.320
3	2:03.836	+1.553
4	2:02.283	
5	2:04.049	+1.766

<u>(90) Anthony Rogers</u>		
1		
2	2:04.184	
3	2:04.721	+0.537
4	2:04.339	+0.155
5	2:04.718	+0.534

<u>(77) Mark Barton</u>		
1		
2	2:03.785	+0.431
3	2:03.354	
4	2:03.466	+0.112
5	2:04.293	+0.939

<u>(59) Will Dalton</u>		
1		
2	2:04.043	+0.685
3	2:03.911	+0.553
4	2:03.798	+0.440
5	2:03.358	

<u>(33) Ben Neeves</u>		
1		
2	2:06.158	+0.942
3	2:07.379	+2.163
4	2:05.827	+0.611
5	2:05.216	

<u>(12) Joe Duggan</u>		
1		
2	2:06.748	+0.219
3	2:06.847	+0.318
4	2:06.826	+0.297
5	2:06.529	

<u>(51) Mark Hughes</u>		
1		
2	2:06.977	+1.625
3	2:07.167	+1.815
4	2:05.352	
5	2:06.338	+0.986

<u>(7) Chris Woollett</u>		
1		
2	2:05.943	
3	2:06.160	+0.217
4	2:06.617	+0.674
5	2:06.862	+0.919

<u>(128) Charlie Jackson</u>		
1		
2	2:07.086	+1.420

3	2:05.699	+0.033
4	2:06.066	+0.400
5	2:05.666	

<u>(43) Neil Garnham</u>		
1		
2	2:07.832	
3	2:08.624	+0.792
4	2:08.620	+0.788
5	2:09.267	+1.435

<u>(27) Simon Kemp</u>		
1		
2	2:10.219	+0.191
3	2:10.028	
4	2:11.043	+1.015
5	2:11.061	+1.033

<u>(47) Daryl Dance</u>		
1		
2	2:14.072	+1.768
3	2:12.304	
4	2:13.600	+1.296
5	2:15.090	+2.786

<u>(14) Jack Keen</u>		
1		
2	2:15.141	+1.662
3	2:15.125	+1.646
4	2:13.479	
5	2:15.141	+1.662

<u>(2) Peter Baker</u>		
1		
2	1:57.128	

<u>(29) Mark Lister</u>		
1		
2	2:01.633	

Chief Timekeeper

Orbits

Weather/Track:-Cloudy/Dry



www.mylaps.com

Licensed to: RS Sports Timing



2 - BMCRC - MRO CHAMPIONSHIPS 2011

Sorted on Laps

MRO POWERBIKES & STOCK 1000 CUP

SNETTERTON 300 2.969 Miles

RACE 5

27/03/2011 11:38

Race (9 Laps) started at 11:38:34

Pos	No.	Name	C	T	Bike	Laps	Total Tm	Diff	Avg. Speed	Best Tm Lap	Lap Speed	Sponsor	
1	18	David Gowen	ST	Mtz	BMW SRR 1000	9	17:25.325		92.021	1:54.301	8	93.508	Tinklers M/C's
2	195	Jimmy Hill			Triumph 675	9	17:26.940	1.615	91.880	1:54.904	4	93.017	MAP Triumph
3	2	Peter Baker		P	Suzuki GSXR 1000	9	17:35.030	9.705	91.175	1:56.135	7	92.031	Morello
4	10	Rob McNealy		Mtz	Suzuki GSXR 1000	9	17:36.333	11.008	91.063	1:56.248	2	91.942	
5	114	Josh Caygill			Triumph 675	9	17:38.830	13.505	90.848	1:55.900	9	92.218	MAP Triumph
6	37	Max Hunt			Honda CBR 600	9	17:39.178	13.853	90.818	1:54.997	9	92.942	Race Lab
7	23	Tony Coombs			Kawasaki ZXR 600	9	17:40.255	14.930	90.726	1:56.563	8	91.693	MSS Colchester Kawasaki
8	143	Seb Bulpin	ST	Mtz	Honda CBR 1000	9	17:43.973	18.648	90.409	1:56.697	9	91.588	S Ayre
9	99	Barry Chapman			BMW SRR 1000	9	17:44.934	19.609	90.327	1:55.660	6	92.409	
10	58	Byron Beckett	C	Mtz	Yamaha R1 1000	9	17:48.863	23.538	89.995	1:57.365	2	91.067	A Williams Engineering
11	16	Daniel Fowler	ST	P	Yamaha R1 1000	9	17:54.743	29.418	89.503	1:58.048	9	90.540	MG Sear Plant Hire
12	75	Jonty Dixon	ST	M	Suzuki GSXR 1000	9	17:55.854	30.529	89.410	1:58.128	7	90.478	Antel
13	28	Kelvin Hoare	C		Yamaha R1 1000	9	17:58.360	33.035	89.202	1:57.618	6	90.871	
14	5	Michael Neeves			BMW SRR 1000	9	18:00.272	34.947	89.045	1:57.637	8	90.856	BMW Park Lane
15	15	Jon Waghorn	ST	Mtz	BMW SRR 1000	9	18:00.506	35.181	89.025	1:57.732	8	90.783	JW Smart Services
16	35	Carl Nelson	ST	Mtz	Honda CBR 1000	9	18:17.615	52.290	87.638	2:00.502	9	88.696	
17	4	Nick Hobden	C	Mtz	Kawasaki ZXR 1000	9	18:18.182	52.857	87.592	2:00.124	6	88.975	Littlewood Fencing
18	90	Anthony Rogers	C	M	Kawasaki ZXR 1000	9	18:20.220	54.895	87.430	1:59.863	7	89.169	
19	76	Jason Byard	C		Suzuki GSXR 1000	9	18:22.492	57.167	87.250	2:00.302	9	88.843	May Construction
20	66	Piers Hutchins			Triumph 675	9	18:26.374	1:01.049	86.944	2:00.562	6	88.652	Diablo/HM Racing
21	33	Ben Neeves	C	P	Yamaha R1 1000	9	18:38.615	1:13.290	85.992	2:02.279	9	87.407	Benji Alloys
22	77	Mark Barton	C			9	18:39.639	1:14.314	85.914	2:01.676	4	87.840	
23	59	Will Dalton	C	Mtz	Suzuki GSXR 1000	9	18:40.027	1:14.702	85.884	2:01.879	3	87.694	Motoden
24	12	Joe Duggan			Suzuki GSXR 1000	9	18:40.346	1:15.021	85.860	2:02.442	6	87.291	
25	7	Chris Woollett	C		Suzuki GSXR 1000	9	18:43.329	1:18.004	85.632	2:02.681	8	87.121	CK Groundworks
26	128	Charlie Jackson		Mtz	Yamaha R1 1000	9	18:59.700	1:34.375	84.401	2:04.266	9	86.009	KSL/Jacasey Racing
27	43	Neil Garnham	ST		Suzuki GSXR 1000	9	19:06.597	1:41.272	83.894	2:04.397	9	85.919	
28	51	Mark Hughes	ST	M	Yamaha R1 1000	9	19:17.407	1:52.082	83.110	2:05.114	3	85.426	MBM Photogenix
29	27	Simon Kemp	C	P	Honda CBR 1000	8	17:27.608	1 Lap	81.619	2:09.036	2	82.830	
Not classified													
DNF	47	Daryl Dance	C	Mtz	Honda CBR 1000	1	2:18.217	DNF	77.328		0	-	Carbontek

Margin of Victory	Avg. Speed	Best Lap Tm	Best Spd	Best Lap by
1.615	92.021	1:54.301	93.508	18 - David Gowen

Chief Timekeeper

Orbits

Weather/Track:-Cloudy/Dry



www.mylaps.com

Licensed to: RS Sports Timing



2 - BMCRC - MRO CHAMPIONSHIPS 2011

Lapchart

MRO POWERBIKES & STOCK 1000 CUP

SNETTERTON 300 2.969 Miles

RACE 5

27/03/2011 11:38

Race (9 Laps) started at 11:38:34

Competitors	Laps								
	1	2	3	4	5	6	7	8	9
Peter Baker (2)	1	2	18	18	18	18	18	18	18
David Gowen (18)	2	18	2	195	195	195	195	195	195
Byron Beckett (58)	3	58	10	2	2	2	2	2	2
Rob McNealy (10)	4	10	195	10	10	10	10	10	10
Max Hunt (37)	5	37	58	143	143	23	114	114	114
Seb Bulpin (143)	6	143	143	114	23	114	23	23	37
Jimmy Hill (195)	7	195	114	58	114	143	143	37	23
Josh Caygill (114)	8	114	23	23	58	58	58	37	143
Tony Coombs (23)	9	23	16	16	16	37	37	58	99
Daniel Fowler (16)	10	16	28	28	28	16	99	99	58
Kelvin Hoare (28)	11	28	75	75	37	99	28	28	16
Jonty Dixon (75)	12	75	37	37	75	28	16	16	75
Jon Waghorn (15)	13	15	15	15	99	75	75	75	28
Carl Nelson (35)	14	35	99	99	15	15	5	15	5
Michael Neeves (5)	15	5	35	5	5	5	15	5	15
Nick Hobden (4)	16	4	5	35	35	35	35	35	35
Barry Chapman (99)	17	99	4	4	66	66	66	66	4
Piers Hutchins (66)	18	66	90	66	4	4	4	4	90
Anthony Rogers (90)	19	90	66	90	90	90	90	76	76
Jason Byard (76)	20	76	76	76	76	76	76	66	66
Will Dalton (59)	21	59	59	59	59	59	77	77	33
Chris Woollett (7)	22	7	33	33	33	77	77	59	33
Ben Neeves (33)	23	33	7	77	77	33	33	33	59
Mark Barton (77)	24	77	77	7	12	12	12	12	12
Neil Garnham (43)	25	43	12	12	7	7	7	7	7
Joe Duggan (12)	26	12	43	43	128	128	128	128	128
Mark Hughes (51)	27	51	128	128	43	51	51	51	43
Charlie Jackson (128)	28	128	51	51	51	43	43	43	51
Simon Kemp (27)	29	27	27	27	27	27	27	27	27
Daryl Dance (47)	30	47							

Chief Timekeeper

Orbits

Weather/Track:-Cloudy/Dry



www.mylaps.com

Licensed to: RS Sports Timing



2 - BMCRC - MRO CHAMPIONSHIPS 2011

MRO POWERBIKES & STOCK 1000 CUP

SNETTERTON 300 2.969 Miles

RACE 5

27/03/2011 11:38

Race (9 Laps) started at 11:38:34

(18) David Gowen		6	1:55.213	+0.216	2	1:58.876	+0.748	9	2:00.772	+0.648	5	2:02.213	+0.334	
1		7	1:55.636	+0.639	3	1:58.740	+0.612				6	2:04.081	+2.202	
2	1:55.501	+1.200	8	1:55.171	+0.174	4	1:58.770	+0.642	(90) Anthony Rogers		7	2:04.949	+3.070	
3	1:55.677	+1.376	9	1:54.997		5	1:58.392	+0.264	1		8	2:04.163	+2.284	
4	1:55.723	+1.422	(23) Tony Coombs		6	1:58.209	+0.081	2	2:02.141	+2.278	9	2:03.253	+1.374	
5	1:56.179	+1.878	1		7	1:58.128		3	2:02.384	+2.521	(12) Joe Duggan			
6	1:55.870	+1.569	2	1:57.343	+0.780	8	1:59.375	+1.247	4	2:02.678	+2.815	1		
7	1:55.144	+0.843	3	1:56.723	+0.160	9	1:58.706	+0.578	5	2:01.312	+1.449	2	2:04.881	+2.439
8	1:54.301		4	1:56.850	+0.287	(28) Kelvin Hoare		6	2:01.080	+1.217	3	2:03.393	+0.951	
9	1:54.661	+0.360	5	1:56.696	+0.133	1		7	1:59.863		4	2:03.232	+0.790	
(195) Jimmy Hill		6	1:56.870	+0.307	2	1:58.447	+0.829	8	2:00.010	+0.147	5	2:03.004	+0.562	
1		7	1:56.926	+0.363	3	1:58.079	+0.461	9	2:00.686	+0.823	6	2:02.442		
2	1:55.585	+0.681	8	1:56.563		4	1:58.519	+0.901	(76) Jason Byard		7	2:03.097	+0.655	
3	1:55.921	+1.017	9	1:56.762	+0.199	5	1:59.054	+1.436	1		8	2:02.520	+0.078	
4	1:54.904		(143) Seb Bulpin		6	1:57.618		2	2:02.422	+2.120	9	2:02.783	+0.341	
5	1:54.905	+0.001	1		7	1:59.448	+1.830	3	2:01.899	+1.597	(7) Chris Woollett			
6	1:55.701	+0.797	2	1:56.979	+0.282	8	1:59.054	+1.436	4	2:02.624	+2.322	1		
7	1:55.390	+0.486	3	1:57.304	+0.607	9	2:02.022	+4.404	5	2:01.126	+0.824	2	2:04.817	+2.136
8	1:54.915	+0.011	4	1:57.151	+0.454	(5) Michael Neeves		6	2:01.485	+1.183	3	2:05.263	+2.582	
9	1:54.953	+0.049	5	1:57.759	+1.062	1		7	2:00.354	+0.052	4	2:03.882	+1.201	
(2) Peter Baker		6	1:57.091	+0.394	2	2:00.952	+3.315	8	2:01.516	+1.214	5	2:04.277	+1.596	
1		7	1:57.992	+1.295	3	1:59.080	+1.443	9	2:00.302		6	2:03.234	+0.553	
2	1:56.989	+0.854	8	1:58.626	+1.929	4	1:59.005	+1.368	(66) Piers Hutchins		7	2:03.131	+0.450	
3	1:57.226	+1.091	9	1:56.697		5	1:59.074	+1.437	1		8	2:02.681		
4	1:56.363	+0.228	(99) Barry Chapman		6	1:58.242	+0.605	2	2:02.554	+1.992	9	2:03.494	+0.813	
5	1:57.070	+0.935	1		7	1:58.757	+1.120	3	2:00.787	+0.225	(128) Charlie Jackson			
6	1:56.661	+0.526	2	1:59.651	+3.991	8	1:57.637		4	2:00.872	+0.310	1		
7	1:56.135		3	1:57.615	+1.955	9	1:58.510	+0.873	5	2:01.066	+0.504	2	2:05.960	+1.694
8	1:56.344	+0.209	4	1:56.244	+0.584	(15) Jon Waghorn		6	2:00.562		3	2:06.650	+2.384	
9	1:56.268	+0.133	5	1:56.510	+0.850	1		7	2:01.048	+0.486	4	2:06.227	+1.961	
(10) Rob McNealy		6	1:55.660		2	2:00.607	+2.875	8	2:07.368	+6.806	5	2:05.143	+0.877	
1		7	1:56.587	+0.927	3	1:59.061	+1.329	9	2:02.070	+1.508	6	2:06.161	+1.895	
2	1:56.248		8	1:57.018	+1.358	4	2:00.694	+2.962	(33) Ben Neeves		7	2:04.915	+0.649	
3	1:56.911	+0.663	9	1:55.739	+0.079	5	1:59.207	+1.475	1		8	2:04.290	+0.024	
4	1:56.331	+0.083	(58) Byron Beckett		6	1:58.462	+0.730	2	2:04.326	+2.047	9	2:04.266		
5	1:57.139	+0.891	1		7	1:58.382	+0.650	3	2:02.894	+0.615	(43) Neil Garnham			
6	1:56.637	+0.389	2	1:57.365		8	1:57.732		4	2:03.153	+0.874	1		
7	1:56.534	+0.286	3	1:58.665	+1.300	9	1:59.020	+1.288	5	2:02.580	+0.301	2	2:06.704	+2.307
8	1:56.416	+0.168	4	1:58.351	+0.986	(35) Carl Nelson		6	2:02.350	+0.071	3	2:05.987	+1.590	
9	1:56.663	+0.415	5	1:57.761	+0.396	1		7	2:04.392	+2.113	4	2:08.621	+4.224	
(114) Josh Caygill		6	1:57.722	+0.357	2	2:01.609	+1.107	8	2:03.698	+1.419	5	2:07.263	+2.866	
1		7	1:58.290	+0.925	3	2:01.113	+0.611	9	2:02.279		6	2:06.637	+2.240	
2	1:57.066	+1.166	8	1:59.036	+1.671	4	2:01.902	+1.400	(77) Mark Barton		7	2:05.740	+1.343	
3	1:56.955	+1.055	9	1:58.442	+1.077	5	2:01.336	+0.834	1		8	2:06.532	+2.135	
4	1:57.403	+1.503	(16) Daniel Fowler		6	2:01.098	+0.596	2	2:03.774	+2.098	9	2:04.397		
5	1:56.544	+0.644	1		7	2:00.941	+0.439	3	2:04.311	+2.635	(51) Mark Hughes			
6	1:56.460	+0.560	2	1:58.058	+0.010	8	2:00.809	+0.307	4	2:01.676		1		
7	1:57.001	+1.101	3	1:58.545	+0.497	(4) Nick Hobden		5	2:02.064	+0.388	2	2:10.134	+5.020	
8	1:56.332	+0.432	4	1:58.359	+0.311	1		6	2:02.380	+0.704	3	2:05.114		
9	1:55.900		5	1:58.914	+0.866	2	2:02.077	+1.953	7	2:04.195	+2.519	4	2:05.233	+0.119
(37) Max Hunt		6	1:59.183	+1.135	3	2:01.392	+1.268	8	2:04.024	+2.348	5	2:05.168	+0.054	
1		7	1:58.557	+0.509	4	2:01.802	+1.678	9	2:03.326	+1.650	6	2:05.470	+0.356	
2	2:03.397	+8.400	8	1:59.257	+1.209	5	2:01.942	+1.818	(59) Will Dalton		7	2:07.405	+2.291	
3	1:57.027	+2.030	9	1:58.048		6	2:00.124		1		8	2:10.492	+5.378	
4	1:56.854	+1.857	(75) Jonty Dixon		7	2:00.666	+0.542	2	2:02.497	+0.618	9	2:12.786	+7.672	
5	1:56.889	+1.892	1		8	2:00.341	+0.217	3	2:01.879		(27) Simon Kemp			
								4	2:05.865	+3.986				

Chief Timekeeper

Orbits

Weather/Track:-Cloudy/Dry



www.mylaps.com

Licensed to: RS Sports Timing



2 - BMCRC - MRO CHAMPIONSHIPS 2011

MRO POWERBIKES & STOCK 1000 CUP

SNETTERTON 300 2.969 Miles

RACE 5

27/03/2011 11:38

Race (9 Laps) started at 11:38:34

1		
2	2:09.036	
3	2:09.283	+0.247
4	2:09.973	+0.937
5	2:09.987	+0.951
6	2:12.104	+3.068
7	2:10.555	+1.519
8	2:09.494	+0.458

(47) Daryl Dance

1

Chief Timekeeper

Orbits

Weather/Track:-Cloudy/Dry



www.mylaps.com

Licensed to: RS Sports Timing

Printed: 27/03/2011 12:03:59

Page 2/2



2 - BMCRC - MRO CHAMPIONSHIPS 2011

Sorted on Laps

MRO POWERBIKES & STOCK 1000 CUP

SNETTERTON 300 2.969 Miles

RACE 14

27/03/2011 16:25

Race (9 Laps) started at 16:25:49

Pos	No.	Name	C	T	Bike	Laps	Total Tm	Diff	Avg. Speed	Best Tm Lap	Lap Speed	Sponsor	
1	195	Jimmy Hill			Triumph 675	9	17:25.154		92.037	1:54.865	6	93.049	MAP Triumph
2	18	David Gowen	ST	Mtz	BMW SRR 1000	9	17:26.421	1.267	91.925	1:55.421	7	92.600	Tinklers M/C's
3	10	Rob McNealy		Mtz	Suzuki GSXR 1000	9	17:41.885	16.731	90.586	1:56.155	2	92.015	
4	58	Byron Beckett	C	Mtz	Yamaha R1 1000	9	17:42.071	16.917	90.571	1:56.645	5	91.629	A Williams Engineering
5	114	Josh Caygill			Triumph 675	9	17:42.725	17.571	90.515	1:56.459	7	91.775	MAP Triumph
6	15	Jon Waghorn	ST	Mtz	BMW SRR 1000	9	17:46.074	20.920	90.230	1:56.893	7	91.434	JW Smart Services
7	99	Barry Chapman			BMW SRR 1000	9	17:49.087	23.933	89.976	1:56.737	8	91.557	
8	16	Daniel Fowler	ST	P	Yamaha R1 1000	9	17:49.773	24.619	89.918	1:57.137	8	91.244	MG Sear Plant Hire
9	23	Tony Coombs			Kawasaki ZXR 600	9	17:49.864	24.710	89.911	1:57.365	2	91.067	MSS Colchester Kawasaki
10	75	Jonty Dixon	ST	M	Suzuki GSXR 1000	9	17:57.145	31.991	89.303	1:57.495	8	90.966	Antel
11	5	Michael Neeves			BMW SRR 1000	9	17:59.907	34.753	89.075	1:58.298	5	90.348	BMW Park Lane
12	28	Kelvin Hoare	C		Yamaha R1 1000	9	18:01.263	36.109	88.963	1:58.030	5	90.554	
13	76	Jason Byard	C		Suzuki GSXR 1000	9	18:18.111	52.957	87.598	1:59.118	7	89.726	May Construction
14	90	Anthony Rogers	C	M	Kawasaki ZXR 1000	9	18:22.715	57.561	87.232	2:01.162	2	88.213	
15	4	Nick Hobden	C	Mtz	Kawasaki ZXR 1000	9	18:22.822	57.668	87.224	2:00.706	7	88.546	Littlewood Fencing
16	35	Carl Nelson	ST	Mtz	Honda CBR 1000	9	18:23.197	58.043	87.194	2:01.265	5	88.138	
17	59	Will Dalton	C	Mtz	Suzuki GSXR 1000	9	18:24.212	59.058	87.114	2:01.147	6	88.224	Motoden
18	77	Mark Barton	C			9	18:30.494	1:05.340	86.621	2:01.114	9	88.248	
19	33	Ben Neeves	C	P	Yamaha R1 1000	9	18:49.737	1:24.583	85.146	2:04.171	7	86.075	Benji Alloys
20	7	Chris Woollett	C		Suzuki GSXR 1000	9	18:50.822	1:25.668	85.064	2:03.891	2	86.270	CK Groundworks
21	12	Joe Duggan			Suzuki GSXR 1000	9	19:02.519	1:37.365	84.193	2:04.023	6	86.178	
22	43	Neil Garnham	ST		Suzuki GSXR 1000	9	19:22.392	1:57.238	82.754	2:06.614	2	84.414	
23	51	Mark Hughes	ST	M	Yamaha R1 1000	8	17:24.577	1 Lap	81.855	2:05.337	2	85.274	MBM Photogenix
24	27	Simon Kemp	C	P	Honda CBR 1000	8	17:29.980	1 Lap	81.434	2:09.217	2	82.714	
Not classified													
DNF	47	Daryl Dance	C	Mtz	Honda CBR 1000	7	15:24.053	DNF	80.965	2:10.000	6	82.216	Carbontek
DNF	2	Peter Baker		P	Suzuki GSXR 1000	6	11:42.066	DNF	91.342	1:55.577	5	92.475	Morello
DNF	128	Charlie Jackson		Mtz	Yamaha R1 1000	2	4:21.672	DNF	81.690	2:05.933	2	84.871	KSL/Jacasey Racing

Margin of Victory	Avg. Speed	Best Lap Tm	Best Spd	Best Lap by
1.267	92.037	1:54.865	93.049	195 - Jimmy Hill

Chief Timekeeper

Orbits

Weather/Track:-Cloudy/Dry



www.mylaps.com

Licensed to: RS Sports Timing



2 - BMCRC - MRO CHAMPIONSHIPS 2011

Lapchart

MRO POWERBIKES & STOCK 1000 CUP

SNETTERTON 300 2.969 Miles

RACE 14

27/03/2011 16:25

Race (9 Laps) started at 16:25:49

Competitors	Laps									
	1	2	3	4	5	6	7	8	9	
David Gowen (18)	1	18	18	18	18	18	195	195	195	195
Jimmy Hill (195)	2	195	195	195	195	18	18	18	18	
Rob McNealy (10)	3	10	10	10	2	2	2	10	10	
Peter Baker (2)	4	2	2	2	10	10	10	58	58	58
Josh Caygill (114)	5	114	114	114	114	58	58	114	114	114
Tony Coombs (23)	6	23	23	23	58	114	114	23	15	15
Byron Beckett (58)	7	58	58	58	23	23	23	15	75	99
Jon Waghorn (15)	8	15	15	15	15	15	15	75	23	16
Jonty Dixon (75)	9	75	75	75	75	75	75	99	99	23
Kelvin Hoare (28)	10	28	28	28	16	28	16	16	16	75
Daniel Fowler (16)	11	16	16	16	28	16	99	28	28	5
Michael Neeves (5)	12	5	5	99	99	99	28	5	5	28
Nick Hobden (4)	13	4	99	5	5	5	5	76	76	76
Carl Nelson (35)	14	35	4	90	90	76	76	4	4	90
Barry Chapman (99)	15	99	90	4	76	90	90	90	90	4
Anthony Rogers (90)	16	90	35	76	4	4	35	35	35	35
Jason Byard (76)	17	76	76	35	35	35	4	59	59	59
Will Dalton (59)	18	59	59	59	59	59	59	77	77	77
Mark Barton (77)	19	77	77	77	77	77	77	33	33	33
Ben Neeves (33)	20	33	33	33	33	33	33	7	7	7
Mark Hughes (51)	21	51	7	7	7	7	7	12	12	12
Chris Woollett (7)	22	7	51	12	43	12	12	43	43	43
Neil Garnham (43)	23	43	43	43	12	43	43	51	51	
Joe Duggan (12)	24	12	12	27	27	27	51	27	27	
Charlie Jackson (128)	25	128	128	51	51	51	27	47		
Simon Kemp (27)	26	27	27	47	47	47				
Daryl Dance (47)	27	47	47							

Chief Timekeeper

Orbits

Weather/Track:-Cloudy/Dry



www.mylaps.com

Licensed to: RS Sports Timing



2 - BMCRC - MRO CHAMPIONSHIPS 2011

MRO POWERBIKES & STOCK 1000 CUP

SNETTERTON 300 2.969 Miles

RACE 14

27/03/2011 16:25

Race (9 Laps) started at 16:25:49

<u>(195) Jimmy Hill</u>			6 1:57.449 +0.556	2 1:58.636 +0.606	9 2:01.261 +0.114	5 2:05.711 +0.374	
1			7 1:56.893	3 1:58.504 +0.474		6 2:06.838 +1.501	
2 1:56.197	+1.332		8 1:57.541 +0.648	4 1:58.500 +0.470	<u>(77) Mark Barton</u>	7 2:08.649 +3.312	
3 1:55.901	+1.036		9 1:57.108 +0.215	5 1:58.030	1	8 2:09.807 +4.470	
4 1:55.407	+0.542		<u>(99) Barry Chapman</u>			2 2:02.973 +1.859	
5 1:56.506	+1.641		1	6 1:59.808 +1.778	3 2:02.652 +1.538	<u>(27) Simon Kemp</u>	
6 1:54.865			2 1:57.837 +1.100	7 2:01.250 +3.220	4 2:02.970 +1.856	1	
7 1:55.233	+0.368		3 1:58.178 +1.441	8 1:59.493 +1.463	5 2:02.179 +1.065	2 2:09.217	
8 1:55.186	+0.321		4 1:57.392 +0.655	9 2:01.124 +3.094	6 2:02.420 +1.306	3 2:10.209 +0.992	
9 1:55.338	+0.473		<u>(76) Jason Byard</u>			4 2:10.668 +1.451	
<u>(18) David Gowen</u>			5 1:58.279 +1.542	1	7 2:02.555 +1.441	5 2:09.401 +0.184	
1			6 1:57.272 +0.535	2 2:01.399 +2.281	8 2:01.648 +0.534	6 2:11.853 +2.636	
2 1:55.714	+0.293		7 1:56.915 +0.178	3 2:02.325 +3.207	9 2:01.114	7 2:10.916 +1.699	
3 1:55.671	+0.250		8 1:56.737	4 2:01.529 +2.411	<u>(33) Ben Neeves</u>		
4 1:56.462	+1.041		9 1:57.935 +1.198	5 2:01.252 +2.134	1	8 2:09.795 +0.578	
5 1:56.414	+0.993		<u>(16) Daniel Fowler</u>			2 2:04.447 +0.276	
6 1:55.555	+0.134		1	6 2:01.605 +2.487	3 2:04.989 +0.818	<u>(47) Daryl Dance</u>	
7 1:55.421			2 1:58.870 +1.733	7 1:59.118	4 2:04.600 +0.429	1	
8 1:55.516	+0.095		3 1:58.185 +1.048	8 1:59.528 +0.410	5 2:05.298 +1.127	2 2:10.580 +0.580	
9 1:55.523	+0.102		4 1:58.265 +1.128	9 2:01.904 +2.786	6 2:05.025 +0.854	3 2:10.334 +0.334	
<u>(10) Rob McNealy</u>			5 1:58.138 +1.001	<u>(90) Anthony Rogers</u>			4 2:10.762 +0.762
1			6 1:57.611 +0.474	1	7 2:04.171	5 2:10.236 +0.236	
2 1:56.155			7 1:57.609 +0.472	2 2:01.162	8 2:04.246 +0.075	6 2:10.000	
3 1:56.883	+0.728		8 1:57.137	3 2:02.507 +1.345	9 2:04.562 +0.391	7 2:10.158 +0.158	
4 1:57.600	+1.445		9 1:57.757 +0.620	4 2:01.444 +0.282	<u>(7) Chris Woollett</u>		
5 1:57.797	+1.642		<u>(23) Tony Coombs</u>			1	
6 1:57.684	+1.529		1	5 2:01.827 +0.665	2 2:03.891	<u>(2) Peter Baker</u>	
7 1:58.062	+1.907		2 1:57.365	6 2:01.637 +0.475	3 2:06.122 +2.231	1	
8 1:58.236	+2.081		3 1:57.525 +0.160	7 2:01.938 +0.776	4 2:04.503 +0.612	2 1:55.848 +0.271	
9 1:58.055	+1.900		4 1:58.308 +0.943	8 2:01.703 +0.541	5 2:04.560 +0.669	3 1:55.910 +0.333	
<u>(58) Byron Beckett</u>			5 1:57.919 +0.554	9 2:01.463 +0.301	6 2:04.444 +0.553	4 1:56.021 +0.444	
1			6 1:58.158 +0.793	<u>(4) Nick Hobden</u>			5 1:55.577
2 1:57.377	+0.732		7 1:58.431 +1.066	1	7 2:04.453 +0.562	6 1:55.859 +0.282	
3 1:57.032	+0.387		8 1:58.779 +1.414	2 2:01.468 +0.762	8 2:04.121 +0.230	<u>(128) Charlie Jackson</u>	
4 1:56.837	+0.192		9 1:59.662 +2.297	3 2:03.233 +2.527	9 2:04.238 +0.347	1	
5 1:56.645			<u>(75) Jonty Dixon</u>			2 2:05.933	
6 1:56.918	+0.273		1	4 2:02.395 +1.689	<u>(12) Joe Duggan</u>		
7 1:56.850	+0.205		2 1:58.139 +0.644	5 2:01.118 +0.412	1		
8 1:57.718	+1.073		3 1:57.823 +0.328	6 2:01.805 +1.099	2 2:06.320 +2.297		
9 1:57.936	+1.291		4 1:57.727 +0.232	7 2:00.706	3 2:06.687 +0.664		
<u>(114) Josh Caygill</u>			5 1:57.922 +0.427	8 2:01.312 +0.606	4 2:12.750 +8.727		
1			6 1:57.527 +0.032	9 2:02.592 +1.886	5 2:05.365 +1.342		
2 1:57.418	+0.959		7 1:57.643 +0.148	<u>(35) Carl Nelson</u>			
3 1:57.291	+0.832		8 1:57.495	1	6 2:04.023		
4 1:57.442	+0.983		9 2:06.957 +9.462	2 2:02.150 +0.885	7 2:04.649 +0.626		
5 1:57.673	+1.214		<u>(5) Michael Neeves</u>			8 2:04.407 +0.384	
6 1:57.256	+0.797		1	3 2:02.832 +1.567	9 2:05.112 +1.089	<u>(43) Neil Garnham</u>	
7 1:56.459			2 1:58.957 +0.659	4 2:02.175 +0.910	1		
8 1:57.796	+1.337		3 1:59.224 +0.926	5 2:01.265	2 2:06.614		
9 1:58.052	+1.593		4 1:58.553 +0.255	6 2:01.362 +0.097	3 2:08.003 +1.389		
<u>(15) Jon Waghorn</u>			5 1:58.298	7 2:02.021 +0.756	4 2:08.780 +2.166		
1			6 1:59.803 +1.505	8 2:01.340 +0.075	5 2:07.658 +1.044		
2 1:58.042	+1.149		7 1:59.234 +0.936	9 2:01.630 +0.365	6 2:08.058 +1.444		
3 1:58.159	+1.266		8 1:59.305 +1.007	<u>(59) Will Dalton</u>			
4 1:57.811	+0.918		9 1:59.525 +1.227	1	7 2:07.286 +0.672		
5 1:57.807	+0.914		<u>(28) Kelvin Hoare</u>			8 2:07.802 +1.188	
			1	2 2:01.896 +0.749	9 2:13.435 +6.821		
			2 1:58.042	3 2:01.697 +0.550	<u>(51) Mark Hughes</u>		
			3 1:58.159	4 2:02.631 +1.484	1		
			4 1:57.811	5 2:01.953 +0.806	2 2:05.337		
			5 1:57.807	6 2:01.147	3 2:21.964 +16.627		
				7 2:01.905 +0.758	4 2:12.609 +7.272		
				8 2:01.381 +0.234			

Chief Timekeeper

Orbits

Weather/Track:-Cloudy/Dry



www.mylaps.com

Licensed to: RS Sports Timing



BMCRC – MRO Championships 2011

26th & 27th March 2011

Snetterton 300

BMCRC Rookie 1000



Results by RS Sports Timing



2 - BMCRC - MRO CHAMPIONSHIPS 2011

Sorted on Laps

BMCRC ROOKIE 1000

SNETTERTON 300 2.969 Miles

RACE 5

26/03/2011 13:48

Race (5 Laps) started at 13:48:30

Pos	No.	Name	T	Bike	Laps	Total Tm	Diff	Avg. Speed	Best Tm Lap	Lap Speed	Sponsor	
1	47	Tim Cripps	P	BMW SRR 1000	5	10:24.367		85.591	2:02.557	2	87.209	HM Racing
2	91	Wesley Crozier			5	10:30.575	6.208	84.748	2:02.374	5	87.339	
3	33	Gennaro Esposito	Mtz	Honda CBR 1000	5	10:33.631	9.264	84.340	2:03.391	5	86.619	Hi Carb Racing
4	37	Aldo Morello	P/Mtz	Yamaha R1 1000	5	10:46.732	22.365	82.631	2:06.925	3	84.208	M&M
5	66	Ales Basti		Honda CBR 1000	5	10:57.909	33.542	81.227	2:09.072	3	82.807	
6	77	John Aitken	P	Suzuki GSXR 1000	5	10:58.459	34.092	81.159	2:08.943	5	82.890	
7	85	Jamie Loveday	M	Honda CBR 1000	5	11:18.522	54.155	78.760	2:13.431	2	80.102	Insignia
8	32	Carl Power	Mtz	Suzuki GSXR 1000	5	11:25.841	1:01.474	77.919	2:13.714	5	79.932	QUS Ltd
9	93	Ben Mills	Mtz	Yamaha R1 1000	5	11:27.978	1:03.611	77.677	2:13.414	5	80.112	
10	67	Tim Moorhead	P	Kawasaki ZXR 1000	5	11:28.429	1:04.062	77.626	2:14.082	4	79.713	
11	49	Giles Olley		Suzuki GSXR 1000	5	11:32.413	1:08.046	77.180	2:14.835	5	79.268	
12	76	Alaric Hanson	Mtz	Yamaha R1 1000	5	11:34.359	1:09.992	76.963	2:14.560	5	79.430	Modernbuilds.com
13	48	Bryn Tomlinson		Suzuki GSXR 750	5	12:11.107	1:46.740	73.095	2:22.623	5	74.939	
Not classified												
DNF	60	Ian Pearson	M	Yamaha R1 1000			DNF	-		0	-	
DNF	61	Stephen Root					DNF	-		0	-	

Margin of Victory Avg. Speed Best Lap Tm Best Spd Best Lap by
6.208 85.591 2:02.374 87.339 91 - Wesley Crozier

Chief Timekeeper

Orbits

Weather/Track:-Cloudy/Dry



www.mylaps.com

Licensed to: RS Sports Timing



2 - BMCRC - MRO CHAMPIONSHIPS 2011

Lapchart

BMCRC ROOKIE 1000

SNETTERTON 300 2.969 Miles

RACE 5

26/03/2011 13:48

Race (5 Laps) started at 13:48:30

Competitors	Laps					
	1	2	3	4	5	
Tim Cripps (47)	1	47	47	47	47	47
Wesley Crozier (91)	2	91	33	91	91	91
Aldo Morello (37)	3	37	91	33	33	33
Gennaro Esposito (33)	4	33	37	37	37	37
John Aitken (77)	5	77	77	77	66	66
Ales Bastl (66)	6	66	66	66	77	77
Carl Power (32)	7	32	32	85	85	85
Tim Moorhead (67)	8	67	67	32	32	32
Jamie Loveday (85)	9	85	85	67	67	93
Giles Olley (49)	10	49	49	93	93	67
Ben Mills (93)	11	93	93	49	49	49
Alaric Hanson (76)	12	76	76	76	76	76
Bryn Tomlinson (48)	13	48	48	48	48	48
-	14					
-	15					

Chief Timekeeper

Orbits

Weather/Track:-Cloudy/Dry



www.mylaps.com

Licensed to: RS Sports Timing

Printed: 26/03/2011 14:05:11



2 - BMCRC - MRO CHAMPIONSHIPS 2011

BMCRC ROOKIE 1000

SNETTERTON 300 2.969 Miles

RACE 5

26/03/2011 13:48

Race (5 Laps) started at 13:48:30

5 2:13.414

(47) Tim Cripps

1		
2	2:02.557	
3	2:04.462	+1.905
4	2:03.037	+0.480
5	2:03.419	+0.862

(67) Tim Moorhead

1		
2	2:14.173	+0.091
3	2:23.441	+9.359
4	2:14.082	
5	2:14.139	+0.057

(91) Wesley Crozier

1		
2	2:07.187	+4.813
3	2:04.302	+1.928
4	2:03.139	+0.765
5	2:02.374	

(49) Giles Olley

1		
2	2:17.510	+2.675
3	2:19.359	+4.524
4	2:16.051	+1.216
5	2:14.835	

(33) Gennaro Esposito

1		
2	2:05.589	+2.198
3	2:05.497	+2.106
4	2:05.040	+1.649
5	2:03.391	

(76) Alaric Hanson

1		
2	2:18.784	+4.224
3	2:16.949	+2.389
4	2:16.719	+2.159
5	2:14.560	

(37) Aldo Morello

1		
2	2:08.088	+1.163
3	2:06.925	
4	2:08.347	+1.422
5	2:09.369	+2.444

(48) Bryn Tomlinson

1		
2	2:25.234	+2.611
3	2:25.529	+2.906
4	2:24.321	+1.698
5	2:22.623	

(66) Ales Bastl

1		
2	2:10.399	+1.327
3	2:09.072	
4	2:09.500	+0.428
5	2:09.171	+0.099

(77) John Aitken

1		
2	2:11.850	+2.907
3	2:09.919	+0.976
4	2:10.610	+1.667
5	2:08.943	

(85) Jamie Loveday

1		
2	2:13.431	
3	2:13.506	+0.075
4	2:13.746	+0.315
5	2:14.193	+0.762

(32) Carl Power

1		
2	2:14.605	+0.891
3	2:21.950	+8.236
4	2:14.823	+1.109
5	2:13.714	

(93) Ben Mills

1		
2	2:17.798	+4.384
3	2:16.626	+3.212
4	2:14.158	+0.744

Chief Timekeeper

Orbits

Weather/Track:-Cloudy/Dry



www.mylaps.com

Licensed to: RS Sports Timing



2 - BMCRC - MRO CHAMPIONSHIPS 2011

Sorted on Laps

BMCRC ROOKIE 1000

SNETTERTON 300 2.969 Miles

RACE 13

26/03/2011 16:40

Race (5 Laps) started at 16:39:53

Pos	No.	Name	T	Bike	Laps	Total Tm	Diff	Avg. Speed	Best Tm Lap	Lap Speed	Sponsor	
1	47	Tim Cripps	P	BMW SRR 1000	5	10:22.748		85.814	2:02.719	4	87.094	HM Racing
2	91	Wesley Crozier			5	10:22.902	0.154	85.792	2:02.509	4	87.243	
3	33	Gennaro Esposito	Mtz	Honda CBR 1000	5	10:23.230	0.482	85.747	2:02.527	4	87.230	Hi Carb Racing
4	60	Ian Pearson	M	Yamaha R1 1000	5	10:45.406	22.658	82.801	2:05.215	4	85.358	
5	37	Aldo Morello	P/Mtz	Yamaha R1 1000	5	10:45.794	23.046	82.751	2:06.768	5	84.312	M&M
6	77	John Aitken	P	Suzuki GSXR 1000	5	10:51.544	28.796	82.021	2:07.971	5	83.519	
7	66	Ales Bastl		Honda CBR 1000	5	10:51.664	28.916	82.006	2:07.171	4	84.045	
8	85	Jamie Loveday	M	Honda CBR 1000	5	11:07.116	44.368	80.106	2:11.304	3	81.399	Insignia
9	93	Ben Mills	Mtz	Yamaha R1 1000	5	11:28.177	1:05.429	77.655	2:13.762	5	79.903	
10	32	Carl Power	Mtz	Suzuki GSXR 1000	5	11:28.336	1:05.588	77.637	2:14.336	5	79.562	QUS Ltd
11	67	Tim Moorhead	P	Kawasaki ZXR 1000	5	11:34.469	1:11.721	76.951	2:14.795	4	79.291	
12	49	Giles Olley		Suzuki GSXR 1000	5	11:34.845	1:12.097	76.910	2:16.311	4	78.409	
13	76	Alaric Hanson	Mtz	Yamaha R1 1000	5	11:57.554	1:34.806	74.476	2:19.097	3	76.839	Modernbuilds.com
14	48	Bryn Tomlinson		Suzuki GSXR 750	5	12:18.326	1:55.578	72.380	2:24.801	5	73.812	

Announcements

10 SECOND PENALTY TO BIKE 76 FOR A JUMP START.

Margin of Victory	Avg. Speed	Best Lap Tm	Best Spd	Best Lap by
0.154	85.814	2:02.509	87.243	91 - Wesley Crozier

Chief Timekeeper

Orbits

Weather/Track:-Cloudy/Dry



www.mylaps.com

Licensed to: RS Sports Timing



2 - BMCRC - MRO CHAMPIONSHIPS 2011

Lapchart

BMCRC ROOKIE 1000

SNETTERTON 300 2.969 Miles

RACE 13

26/03/2011 16:40

Race (5 Laps) started at 16:39:53

Competitors	Laps					
	1	2	3	4	5	
Tim Cripps (47)	1	47	47	47	47	47
Gennaro Esposito (33)	2	33	91	91	91	91
Wesley Crozier (91)	3	91	33	33	33	33
Aldo Morello (37)	4	37	37	37	60	60
John Aitken (77)	5	77	77	60	37	37
Ales Bastl (66)	6	66	60	66	66	77
Ian Pearson (60)	7	60	66	77	77	66
Jamie Loveday (85)	8	85	85	85	85	85
Ben Mills (93)	9	93	93	32	32	93
Carl Power (32)	10	32	32	93	93	32
Tim Moorhead (67)	11	67	67	67	67	67
Alaric Hanson (76)	12	76	49	49	49	49
Giles Olley (49)	13	49	76	76	76	76
Bryn Tomlinson (48)	14	48	48	48	48	48

Chief Timekeeper

Orbits

Weather/Track:-Cloudy/Dry



www.mylaps.com

Licensed to: RS Sports Timing

Printed: 26/03/2011 16:55:29



2 - BMCRC - MRO CHAMPIONSHIPS 2011

BMCRC ROOKIE 1000

SNETTERTON 300 2.969 Miles

RACE 13

26/03/2011 16:40

Race (5 Laps) started at 16:39:53

5 2:13.762

(47) Tim Cripps

1		
2	2:03.885	+1.166
3	2:02.975	+0.256
4	2:02.719	
5	2:02.867	+0.148

(32) Carl Power

1		
2	2:18.191	+3.855
3	2:17.048	+2.712
4	2:14.754	+0.418
5	2:14.336	

(91) Wesley Crozier

1		
2	2:03.160	+0.651
3	2:03.194	+0.685
4	2:02.509	
5	2:02.838	+0.329

(67) Tim Moorhead

1		
2	2:18.056	+3.261
3	2:18.957	+4.162
4	2:14.795	
5	2:18.095	+3.300

(33) Gennaro Esposito

1		
2	2:04.252	+1.725
3	2:03.138	+0.611
4	2:02.527	
5	2:02.736	+0.209

(49) Giles Olley

1		
2	2:17.680	+1.369
3	2:17.127	+0.816
4	2:16.311	
5	2:16.858	+0.547

(60) Ian Pearson

1		
2	2:07.036	+1.821
3	2:07.110	+1.895
4	2:05.215	
5	2:06.810	+1.595

(76) Alaric Hanson

1		
2	2:22.015	+2.918
3	2:19.097	
4	2:20.814	+1.717
5	2:19.511	+0.414

(37) Aldo Morello

1		
2	2:07.729	+0.961
3	2:09.914	+3.146
4	2:08.960	+2.192
5	2:06.768	

(48) Bryn Tomlinson

1		
2	2:27.058	+2.257
3	2:26.564	+1.763
4	2:26.437	+1.636
5	2:24.801	

(77) John Aitken

1		
2	2:10.166	+2.195
3	2:10.590	+2.619
4	2:08.065	+0.094
5	2:07.971	

(66) Ales Bastl

1		
2	2:09.883	+2.712
3	2:08.389	+1.218
4	2:07.171	
5	2:09.037	+1.866

(85) Jamie Loveday

1		
2	2:12.461	+1.157
3	2:11.304	
4	2:11.930	+0.626
5	2:11.972	+0.668

(93) Ben Mills

1		
2	2:18.603	+4.841
3	2:17.646	+3.884
4	2:14.782	+1.020

Chief Timekeeper

Orbits

Weather/Track:-Cloudy/Dry



www.mylaps.com

Licensed to: RS Sports Timing



2 - BMCRC - MRO CHAMPIONSHIPS 2011

Sorted on Laps

BMCRC ROOKIE 1000

SNETTERTON 300 2.969 Miles

RACE 6

27/03/2011 12:02

Race (7 Laps) started at 12:02:22

Pos	No.	Name	T	Bike	Laps	Total Tm	Diff	Avg. Speed	Best Tm	Lap	Lap Speed	Sponsor
1	33	Gennaro Esposito	Mtz	Honda CBR 1000	7	14:25.030		86.490	2:01.169	6	88.208	Hi Carb Racing
2	47	Tim Cripps	P	BMW SRR 1000	7	14:26.284	1.254	86.365	2:02.146	6	87.502	HM Racing
3	60	Ian Pearson	M	Yamaha R1 1000	7	14:44.237	19.207	84.611	2:04.630	7	85.758	
4	66	Ales Bastl		Honda CBR 1000	7	14:44.562	19.532	84.580	2:04.659	5	85.738	
5	77	John Aitken	P	Suzuki GSXR 1000	7	14:52.263	27.233	83.850	2:06.068	7	84.780	
6	32	Carl Power	Mtz	Suzuki GSXR 1000	7	15:11.765	46.735	82.057	2:07.529	5	83.809	QUS Ltd
7	76	Alaric Hanson	Mtz	Yamaha R1 1000	7	15:15.014	49.984	81.765	2:08.910	7	82.911	Modernbuilds.com
8	85	Jamie Loveday	M	Honda CBR 1000	7	15:16.047	51.017	81.673	2:08.451	7	83.207	Insignia
9	49	Giles Olley		Suzuki GSXR 1000	7	15:45.990	1:20.960	79.088	2:13.243	6	80.215	
10	67	Tim Moorhead	P	Kawasaki ZXR 1000	7	16:05.912	1:40.882	77.457	2:16.066	3	78.550	
Not classified												
DNF	93	Ben Mills	Mtz	Yamaha R1 1000	3	6:49.065	DNF	78.384	2:14.188	2	79.650	
DNF	48	Bryn Tomlinson		Suzuki GSXR 750	3	7:16.255	DNF	73.499	2:22.975	2	74.755	

Margin of Victory	Avg. Speed	Best Lap Tm	Best Spd	Best Lap by
1.254	86.490	2:01.169	88.208	33 - Gennaro Esposito

Chief Timekeeper

Orbits

Weather/Track:-Cloudy/Dry



www.mylaps.com

Licensed to: RS Sports Timing



2 - BMCRC - MRO CHAMPIONSHIPS 2011

Lapchart

BMCRC ROOKIE 1000

SNETTERTON 300 2.969 Miles

RACE 6

27/03/2011 12:02

Race (7 Laps) started at 12:02:22

Competitors	Laps						
	1	2	3	4	5	6	7
Tim Cripps (47)	1	47	47	47	47	47	33
Gennaro Esposito (33)	2	33	33	33	33	33	47
John Aitken (77)	3	77	60	60	60	60	60
Ian Pearson (60)	4	60	66	66	66	66	60
Ales Bastl (66)	5	66	77	77	77	77	77
Alaric Hanson (76)	6	76	76	76	32	32	32
Carl Power (32)	7	32	32	32	76	76	76
Jamie Loveday (85)	8	85	85	85	85	85	85
Ben Mills (93)	9	93	93	93	49	49	49
Giles Olley (49)	10	49	49	49	67	67	67
Tim Moorhead (67)	11	67	67	67			
Bryn Tomlinson (48)	12	48	48	48			

Chief Timekeeper

Orbits

Weather/Track:-Cloudy/Dry



www.mylaps.com

Licensed to: RS Sports Timing

Printed: 27/03/2011 12:23:15



2 - BMCRC - MRO CHAMPIONSHIPS 2011

BMCRC ROOKIE 1000

SNETTERTON 300 2.969 Miles

RACE 6

27/03/2011 12:02

Race (7 Laps) started at 12:02:22

<u>(33) Gennaro Esposito</u>			7	2:08.910	
1			<u>(85) Jamie Loveday</u>		
2	2:03.690	+2.521	1		
3	2:03.469	+2.300	2	2:10.506	+2.055
4	2:02.622	+1.453	3	2:09.558	+1.107
5	2:02.789	+1.620	4	2:09.637	+1.186
6	2:01.169		5	2:09.075	+0.624
7	2:02.109	+0.940	6	2:08.590	+0.139
			7	2:08.451	
<u>(47) Tim Cripps</u>			<u>(49) Giles Olley</u>		
1			1		
2	2:02.649	+0.503	2	2:14.623	+1.380
3	2:03.732	+1.586	3	2:14.314	+1.071
4	2:03.712	+1.566	4	2:15.624	+2.381
5	2:03.702	+1.556	5	2:13.310	+0.067
6	2:02.146		6	2:13.243	
7	2:03.619	+1.473	7	2:13.434	+0.191
<u>(60) Ian Pearson</u>			<u>(67) Tim Moorhead</u>		
1			1		
2	2:05.952	+1.322	2	2:16.228	+0.162
3	2:05.232	+0.602	3	2:16.066	
4	2:05.254	+0.624	4	2:17.588	+1.522
5	2:05.171	+0.541	5	2:17.219	+1.153
6	2:06.178	+1.548	6	2:16.890	+0.824
7	2:04.630		7	2:16.247	+0.181
<u>(66) Ales Bastl</u>			<u>(93) Ben Mills</u>		
1			1		
2	2:05.794	+1.135	2	2:14.188	
3	2:06.798	+2.139	3	2:14.391	+0.203
4	2:05.423	+0.764			
5	2:04.659		<u>(48) Bryn Tomlinson</u>		
6	2:04.913	+0.254	1		
7	2:04.972	+0.313	2	2:22.975	
<u>(77) John Aitken</u>			3	2:23.943	+0.968
1					
2	2:08.032	+1.964			
3	2:06.996	+0.928			
4	2:06.629	+0.561			
5	2:06.620	+0.552			
6	2:06.477	+0.409			
7	2:06.068				
<u>(32) Carl Power</u>					
1					
2	2:09.247	+1.718			
3	2:10.091	+2.562			
4	2:08.607	+1.078			
5	2:07.529				
6	2:09.914	+2.385			
7	2:08.497	+0.968			
<u>(76) Alaric Hanson</u>					
1					
2	2:11.047	+2.137			
3	2:10.395	+1.485			
4	2:10.624	+1.714			
5	2:09.736	+0.826			
6	2:08.974	+0.064			

Chief Timekeeper

Orbits

Weather/Track:-Cloudy/Dry



www.mylaps.com

Licensed to: RS Sports Timing



2 - BMCRC - MRO CHAMPIONSHIPS 2011

Sorted on Laps

BMCRC ROOKIE 1000

SNETTERTON 300 2.969 Miles

RACE 15

27/03/2011 16:50

Race (7 Laps) started at 16:50:50

Pos	No.	Name	T	Bike	Laps	Total Tm	Diff	Avg. Speed	Best Tm Lap	Lap Speed	Sponsor	
1	33	Gennaro Esposito	Mtz	Honda CBR 1000	7	14:31.233		85.874	2:02.361	7	87.348	Hi Carb Racing
2	47	Tim Cripps	P	BMW SRR 1000	7	14:31.583	0.350	85.839	2:02.185	7	87.474	HM Racing
3	60	Ian Pearson	M	Yamaha R1 1000	7	14:38.326	7.093	85.180	2:03.627	7	86.454	
4	77	John Aitken	P	Suzuki GSXR 1000	7	14:39.514	8.281	85.065	2:03.482	7	86.555	
5	66	Ales Bastl		Honda CBR 1000	7	14:45.207	13.974	84.518	2:04.820	3	85.628	
6	76	Alaric Hanson	Mtz	Yamaha R1 1000	7	14:59.619	28.386	83.164	2:06.882	7	84.236	Modernbuilds.com
7	85	Jamie Loveday	M	Honda CBR 1000	7	15:16.259	45.026	81.654	2:08.670	7	83.066	Insignia
8	93	Ben Mills	Mtz	Yamaha R1 1000	7	15:50.843	1:19.610	78.684	2:13.900	7	79.821	
9	49	Giles Olley		Suzuki GSXR 1000	7	15:53.533	1:22.300	78.462	2:14.542	7	79.440	
10	67	Tim Moorhead	P	Kawasaki ZXR 1000	7	16:25.756	1:54.523	75.897	2:17.813	7	77.555	

Not classified

DNF	32	Carl Power	Mtz	Suzuki GSXR 1000	3	6:33.838	DNF	81.414	2:09.398	3	82.598	QUS Ltd
DNF	48	Bryn Tomlinson		Suzuki GSXR 750			DNF	-		0	-	

Margin of Victory	Avg. Speed	Best Lap Tm	Best Spd	Best Lap by
0.350	85.874	2:02.185	87.474	47 - Tim Cripps

Chief Timekeeper

Orbits

Weather/Track:-Cloudy/Dry



www.mylaps.com

Licensed to: RS Sports Timing



2 - BMCRC - MRO CHAMPIONSHIPS 2011

Lapchart

BMCRC ROOKIE 1000

SNETTERTON 300 2.969 Miles

RACE 15

27/03/2011 16:50

Race (7 Laps) started at 16:50:50

Competitors	Laps						
	1	2	3	4	5	6	7
Tim Cripps (47)	1	47	33	33	33	33	33
Ales Bastl (66)	2	66	47	47	47	47	47
Gennaro Esposito (33)	3	33	66	66	66	60	60
Ian Pearson (60)	4	60	60	60	60	77	77
John Aitken (77)	5	77	77	77	77	66	66
Carl Power (32)	6	32	76	76	76	76	76
Alaric Hanson (76)	7	76	32	32	85	85	85
Jamie Loveday (85)	8	85	85	85	93	93	93
Ben Mills (93)	9	93	93	93	49	49	49
Giles Olley (49)	10	49	49	49	67	67	67
Tim Moorhead (67)	11	67	67	67			
-	12						

Chief Timekeeper

Orbits

Weather/Track:-Cloudy/Dry



www.mylaps.com

Licensed to: RS Sports Timing

Printed: 27/03/2011 17:11:06



2 - BMCRC - MRO CHAMPIONSHIPS 2011

BMCRC ROOKIE 1000

SNETTERTON 300 2.969 Miles

RACE 15

27/03/2011 16:50

Race (7 Laps) started at 16:50:50

7 2:08.670

(33) Gennaro Esposito

1		
2	2:03.671	+1.310
3	2:05.117	+2.756
4	2:03.218	+0.857
5	2:03.882	+1.521
6	2:02.902	+0.541
7	2:02.361	

(93) Ben Mills

1		
2	2:14.064	+0.164
3	2:15.635	+1.735
4	2:14.156	+0.256
5	2:19.688	+5.788
6	2:14.430	+0.530
7	2:13.900	

(47) Tim Cripps

1		
2	2:05.488	+3.303
3	2:05.020	+2.835
4	2:03.036	+0.851
5	2:03.975	+1.790
6	2:03.047	+0.862
7	2:02.185	

(49) Giles Olley

1		
2	2:15.660	+1.118
3	2:14.667	+0.125
4	2:15.593	+1.051
5	2:16.079	+1.537
6	2:15.684	+1.142
7	2:14.542	

(60) Ian Pearson

1		
2	2:04.987	+1.360
3	2:04.889	+1.262
4	2:05.260	+1.633
5	2:04.617	+0.990
6	2:03.834	+0.207
7	2:03.627	

(67) Tim Moorhead

1		
2	2:25.529	+7.716
3	2:19.621	+1.808
4	2:19.125	+1.312
5	2:21.436	+3.623
6	2:19.220	+1.407
7	2:17.813	

(77) John Aitken

1		
2	2:04.728	+1.246
3	2:04.466	+0.984
4	2:05.124	+1.642
5	2:04.613	+1.131
6	2:04.740	+1.258
7	2:03.482	

(32) Carl Power

1		
2	2:10.017	+0.619
3	2:09.398	

(66) Ales Bastl

1		
2	2:05.651	+0.831
3	2:04.820	
4	2:05.233	+0.413
5	2:05.608	+0.788
6	2:07.234	+2.414
7	2:06.629	+1.809

(76) Alaric Hanson

1		
2	2:09.559	+2.677
3	2:07.139	+0.257
4	2:07.163	+0.281
5	2:07.045	+0.163
6	2:06.950	+0.068
7	2:06.882	

(85) Jamie Loveday

1		
2	2:09.947	+1.277
3	2:09.636	+0.966
4	2:09.994	+1.324
5	2:09.179	+0.509
6	2:10.053	+1.383

Chief Timekeeper


Orbits

Weather/Track:-Cloudy/Dry



www.mylaps.com

Licensed to: RS Sports Timing



BMCRC – MRO Championships 2011

26th & 27th March 2011

Snetterton 300

BMCRC F1 & F2 Sidecars



Results by RS Sports Timing



2 - BMCRC - MRO CHAMPIONSHIPS 2011

Sorted on Best Lap time

BMCRC F1 & F2 SIDECARS

SNETTERTON 300 2.969 Miles

QUALIFYING

26/03/2011 10:34

Qualifying started at 10:34:35

Pos	No.	Name	C	Bike	Best Tm	Diff	Lap Speed	In Lap	Laps	Sponsor
1	3	James/Winn	F1	Suzuki LCR 1000	2:02.507		87.244	5	6	
2	11	Gilbert/Smithies	F1	Yamaha LCR 1000	2:04.412	1.905	85.908	5	5	
3	60	Holland/Watson	F1	Suzuki LCR 1000	2:05.067	2.560	85.459	3	6	Wallace Interior Solutions
4	37	Knight/Sharp	F1	Suzuki LCR 1000	2:07.922	5.415	83.551	6	6	
5	2	Parkinson/Tritton	F1	Suzuki LCR 1000	2:08.976	6.469	82.868	4	7	Lawson Surfacing
6	7	Stevens/Johnson	F1	Yamaha Windle 1000	2:09.394	6.887	82.601	7	7	Assured Office Solutions
7	46	Bleakley/Lane	F1	Yamaha Windle 1000	2:09.496	6.989	82.536	7	7	BJH Race Sprockets
8	111	Cable/Gower	F1	Yamaha LCR 1000	2:09.547	7.040	82.503	5	5	Medway Office Interiors
9	21	Wright/Hall	F2	Baker 600	2:18.117	15.610	77.384	6	6	
10	51	Turner/Schofield	F1	Yamaha Windle 1000	2:20.710	18.203	75.958	4	5	Pagan Bikebreakers
11	88	M & R Vanniewenhuyse	F2	Honda S/bourne 600	2:24.292	21.785	74.072	5	6	
12	45	Pettman/Pawsey	F2	Yamaha Windle 600	2:29.756	27.249	71.370	2	4	
13	12	Green/Two	F1	Honda LCR 1000	2:31.148	28.641	70.712	3	6	
14	17	Walton/Richardson	F2	Yamaha Baker 600	2:42.244	39.737	65.876	6	6	
15	74	Bygrave/Lawson	F1	Suzuki LCR 1000	2:45.846	43.339	64.446	2	2	Lawson Road Planing

Chief Timekeeper

Orbits

Weather/Track:-Cloudy/Dry



www.mylaps.com

Licensed to: RS Sports Timing

Printed: 26/03/2011 10:52:34



2 - BMCRC - MRO CHAMPIONSHIPS 2011

BMCRC F1 & F2 SIDECARS

SNETTERTON 300 2.969 Miles

QUALIFYING

26/03/2011 10:34

Qualifying started at 10:34:35

<u>(3) James/Winn</u>			3	2:09.891	+0.344
1	2:20.073	+17.566	4	2:11.417	+1.870
2	2:08.865	+6.358	5	2:09.547	
3	2:04.559	+2.052	<u>(21) Wright/Hall</u>		
4	2:08.414	+5.907	1	2:47.950	+29.833
5	2:02.507		2	2:26.180	+8.063
6	2:03.726	+1.219	3	2:21.703	+3.586
<u>(11) Gilbert/Smithies</u>			4	2:19.338	+1.221
1	2:19.496	+15.084	5	2:19.241	+1.124
2	2:09.911	+5.499	6	2:18.117	
3	2:06.182	+1.770	<u>(51) Turner/Schofield</u>		
4	2:05.738	+1.326	1	2:32.412	+11.702
5	2:04.412		2	2:21.075	+0.365
<u>(60) Holland/Watson</u>			3	2:20.845	+0.135
1	2:20.855	+15.788	4	2:20.710	
2	2:08.832	+3.765	5	2:44.388	+23.678
3	2:05.067		<u>(88) M & R Vanniewenhuyse</u>		
4	2:06.376	+1.309	1	2:34.746	+10.454
5	5:23.529	+3:18.462	2	2:25.103	+0.811
6	2:10.409	+5.342	3	2:25.200	+0.908
<u>(37) Knight/Sharp</u>			4	2:24.617	+0.325
1	2:30.040	+22.118	5	2:24.292	
2	2:10.559	+2.637	6	2:24.435	+0.143
3	2:13.037	+5.115	<u>(45) Pettman/Pawsey</u>		
4	2:08.354	+0.432	1	2:38.274	+8.518
5	2:17.292	+9.370	2	2:29.756	
6	2:07.922		3	2:31.196	+1.440
<u>(2) Parkinson/Tritton</u>			4	2:32.343	+2.587
1	2:30.560	+21.584	<u>(12) Green/Two</u>		
2	2:17.051	+8.075	1	3:02.376	+31.228
3	2:11.382	+2.406	2	2:39.485	+8.337
4	2:08.976		3	2:31.148	
5	2:09.690	+0.714	4	2:31.486	+0.338
6	2:11.110	+2.134	5	2:35.932	+4.784
7	2:09.018	+0.042	6	2:37.882	+6.734
<u>(7) Stevens/Johnson</u>			<u>(17) Walton/Richardson</u>		
1	2:23.418	+14.024	1	3:04.482	+22.238
2	2:15.640	+6.246	2	2:52.002	+9.758
3	2:11.752	+2.358	3	2:48.527	+6.283
4	2:12.365	+2.971	4	2:45.838	+3.594
5	2:12.645	+3.251	5	2:44.217	+1.973
6	2:15.524	+6.130	6	2:42.244	
7	2:09.394		<u>(74) Bygrave/Lawson</u>		
<u>(46) Bleakley/Lane</u>			1	3:00.927	+15.081
1	2:25.094	+15.598	2	2:45.846	
2	2:11.955	+2.459	<u>(111) Cable/Gower</u>		
3	2:11.713	+2.217	1	2:23.197	+13.650
4	2:12.078	+2.582	2	2:11.883	+2.336
5	2:11.479	+1.983			
6	2:12.349	+2.853			
7	2:09.496				

Chief Timekeeper

Orbits

Weather/Track:-Cloudy/Dry



www.mylaps.com

Licensed to: RS Sports Timing



2 - BMCRC - MRO CHAMPIONSHIPS 2011

Sorted on Laps

BMCRC F1 & F2 SIDECARS

SNETTERTON 300 2.969 Miles

RACE 6

26/03/2011 14:06

Race (5 Laps) started at 14:06:32

Pos	No.	Name	C	Bike	Laps	Total Tm	Diff	Avg. Speed	Best Tm Lap	Lap Speed	Sponsor	
1	3	James/Winn	F1	Suzuki LCR 1000	5	10:19.106		86.318	2:00.778	2	88.493	
2	11	Gilbert/Smithies	F1	Yamaha LCR 1000	5	10:26.094	6.988	85.355	2:03.663	2	86.429	
3	37	Knight/Sharp	F1	Suzuki LCR 1000	5	10:42.731	23.625	83.145	2:05.369	2	85.253	
4	46	Bleakley/Lane	F1	Yamaha Windle 1000	5	10:56.588	37.482	81.391	2:08.110	5	83.429	BJH Race Sprockets
5	111	Cable/Gower	F1	Yamaha LCR 1000	5	10:57.000	37.894	81.340	2:09.343	5	82.633	Medway Office Interiors
6	21	Wright/Hall	F2	Baker 600	5	11:27.227	1:08.121	77.762	2:14.718	4	79.336	
7	88	M & R Vanniewenhuyse	F2	Honda S/bourne 600	5	11:30.978	1:11.872	77.340	2:15.446	4	78.910	
8	12	Green/Two	F1	Honda LCR 1000	5	12:21.457	2:02.351	72.075	2:25.662	2	73.376	
9	45	Pettman/Pawsey	F2	Yamaha Windle 600	5	12:42.416	2:23.310	70.093	2:29.538	4	71.474	
Not classified												
DNF	60	Holland/Watson	F1	Suzuki LCR 1000	4	8:16.636	DNF	86.083	2:02.526	3	87.231	Wallace Interior Solutions
DNF	17	Walton/Richardson	F2	Yamaha Baker 600	3	8:39.651	DNF	61.703	2:49.719	2	62.975	
DNF	7	Stevens/Johnson	F1	Yamaha Windle 1000	2	4:29.914	DNF	79.196	2:09.117	2	82.778	Assured Office Solutions
DNF	2	Parkinson/Tritton	F1	Suzuki LCR 1000	1	2:16.344	DNF	78.390		0	-	Lawson Surfacing
DNF	74	Bygrave/Lawson	F1	Suzuki LCR 1000	1	2:25.868	DNF	73.272		0	-	Lawson Road Planing

Margin of Victory	Avg. Speed	Best Lap Tm	Best Spd	Best Lap by
6.988	86.318	2:00.778	88.493	3 - James/Winn

Chief Timekeeper

Orbits

Weather/Track:-Cloudy/Dry



www.mylaps.com

Licensed to: RS Sports Timing



2 - BMCRC - MRO CHAMPIONSHIPS 2011

Lapchart

BMCRC F1 & F2 SIDECARS

SNETTERTON 300 2.969 Miles

RACE 6

26/03/2011 14:06

Race (5 Laps) started at 14:06:32

Competitors	Laps					
	1	2	3	4	5	
Holland/Watson (60)	1	60	60	60	60	3
Gilbert/Smithies (11)	2	11	11	3	3	11
James/Winn (3)	3	3	3	11	11	37
Knight/Sharp (37)	4	37	37	37	37	46
Parkinson/Tritton (2)	5	2	111	111	111	111
Cable/Gower (111)	6	111	46	46	46	21
Bleakley/Lane (46)	7	46	7	21	21	88
Stevens/Johnson (7)	8	7	21	88	88	12
Wright/Hall (21)	9	21	88	12	12	45
Bygrave/Lawson (74)	10	74	12	45	45	
M & R Vanniewenhuyse (88)	11	88	45	17		
Green/Two (12)	12	12	17			
Pettman/Pawsey (45)	13	45				
Walton/Richardson (17)	14	17				

Chief Timekeeper

Orbits

Weather/Track:-Cloudy/Dry



www.mylaps.com

Licensed to: RS Sports Timing

Printed: 26/03/2011 14:25:18



2 - BMCRC - MRO CHAMPIONSHIPS 2011

BMCRC F1 & F2 SIDECARS

SNETTERTON 300 2.969 Miles

RACE 6

26/03/2011 14:06

Race (5 Laps) started at 14:06:32

<u>(3) James/Winn</u>			5	2:30.954	+1.416
1			<u>(60) Holland/Watson</u>		
2	2:00.778		1		
3	2:02.283	+1.505	2	2:03.526	+1.000
4	2:01.530	+0.752	3	2:02.526	
5	2:01.881	+1.103	4	2:02.692	+0.166

<u>(11) Gilbert/Smithies</u>			<u>(17) Walton/Richardson</u>		
1			1		
2	2:03.663		2	2:49.719	
3	2:03.783	+0.120	3	2:50.825	+1.106
4	2:04.591	+0.928			
5	2:04.488	+0.825	<u>(7) Stevens/Johnson</u>		

<u>(37) Knight/Sharp</u>			1	2:09.117	
1			<u>(2) Parkinson/Tritton</u>		
2	2:05.369		1		
3	2:05.867	+0.498			
4	2:08.723	+3.354	<u>(74) Bygrave/Lawson</u>		
5	2:08.038	+2.669	1		

<u>(46) Bleakley/Lane</u>		
1		
2	2:09.829	+1.719
3	2:09.837	+1.727
4	2:09.613	+1.503
5	2:08.110	

<u>(111) Cable/Gower</u>		
1		
2	2:10.447	+1.104
3	2:09.660	+0.317
4	2:09.394	+0.051
5	2:09.343	

<u>(21) Wright/Hall</u>		
1		
2	2:16.951	+2.233
3	2:15.605	+0.887
4	2:14.718	
5	2:15.497	+0.779

<u>(88) M & R Vanniewenhuyse</u>		
1		
2	2:17.374	+1.928
3	2:15.713	+0.267
4	2:15.446	
5	2:16.366	+0.920

<u>(12) Green/Two</u>		
1		
2	2:25.662	
3	2:27.170	+1.508
4	2:27.962	+2.300
5	2:27.970	+2.308

<u>(45) Pettman/Pawsey</u>		
1		
2	2:31.597	+2.059
3	2:30.524	+0.986
4	2:29.538	

Chief Timekeeper

Orbits

Weather/Track:-Cloudy/Dry



www.mylaps.com

Licensed to: RS Sports Timing



2 - BMCRC - MRO CHAMPIONSHIPS 2011

Sorted on Laps

BMCRC F1 & F2 SIDECARS

SNETTERTON 300 2.969 Miles

RACE 14

26/03/2011 16:57

Race (5 Laps) started at 16:57:34

Pos	No.	Name	C	Bike	Laps	Total Tm	Diff	Avg. Speed	Best Tm Lap	Lap Speed	Sponsor	
1	3	James/Winn	F1	Suzuki LCR 1000	5	10:22.794		85.807	2:00.877	3	88.421	
2	60	Holland/Watson	F1	Suzuki LCR 1000	5	10:28.504	5.710	85.027	2:02.649	5	87.143	Wallace Interior Solutions
3	11	Gilbert/Smithies	F1	Yamaha LCR 1000	5	10:28.854	6.060	84.980	2:03.319	5	86.670	
4	74	Bygrave/Lawson	F1	Suzuki LCR 1000	5	10:29.379	6.585	84.909	2:03.443	5	86.583	Lawson Road Planing
5	46	Bleakley/Lane	F1	Yamaha Windle 1000	5	11:01.172	38.378	80.826	2:08.826	5	82.965	BJH Race Sprockets
6	2	Parkinson/Tritton	F1	Suzuki LCR 1000	5	11:01.570	38.776	80.778	2:08.394	4	83.244	Lawson Surfacing
7	7	Stevens/Johnson	F1	Yamaha Windle 1000	5	11:12.849	50.055	79.424	2:09.749	4	82.375	Assured Office Solutions
8	21	Wright/Hall	F2	Baker 600	5	11:17.819	55.025	78.841	2:13.462	4	80.083	
9	88	M & R Vanniewenhuyse	F2	Honda S/bourne 600	5	11:36.517	1:13.723	76.725	2:16.442	4	78.334	
10	12	Green/Two	F1	Honda LCR 1000	5	12:07.228	1:44.434	73.485	2:22.070	4	75.231	
11	45	Pettman/Pawsey	F2	Yamaha Windle 600	5	12:44.961	2:22.167	69.860	2:30.577	5	70.981	
12	17	Walton/Richardson	F2	Yamaha Baker 600	4	11:48.940	1 Lap	60.304	2:52.549	4	61.942	

Not classified

DNF 37 Knight/Sharp F1 Suzuki LCR 1000 DNF - 0 -

Margin of Victory	Avg. Speed	Best Lap Tm	Best Spd	Best Lap by
5.710	85.807	2:00.877	88.421	3 - James/Winn

Chief Timekeeper

Orbits

Weather/Track:-Cloudy/Dry



www.mylaps.com

Licensed to: RS Sports Timing



2 - BMCRC - MRO CHAMPIONSHIPS 2011

Lapchart

BMCRC F1 & F2 SIDECARS

SNETTERTON 300 2.969 Miles

RACE 14

26/03/2011 16:57

Race (5 Laps) started at 16:57:34

Competitors	Laps					
	1	2	3	4	5	
Gilbert/Smithies (11)	1	11	3	3	3	3
James/Winn (3)	2	3	11	11	11	60
Holland/Watson (60)	3	60	60	60	60	11
Bygrave/Lawson (74)	4	74	74	74	74	74
Bleakley/Lane (46)	5	46	46	46	46	46
Wright/Hall (21)	6	21	21	2	2	2
Stevens/Johnson (7)	7	7	2	7	7	7
Parkinson/Tritton (2)	8	2	7	21	21	21
M & R Vanniewenhuyse (88)	9	88	88	88	88	88
Green/Two (12)	10	12	12	12	12	12
Pettman/Pawsey (45)	11	45	45	45	45	45
Walton/Richardson (17)	12	17	17	17	17	
-	13					

Chief Timekeeper

Orbits

Weather/Track:-Cloudy/Dry



www.mylaps.com

Licensed to: RS Sports Timing

Printed: 26/03/2011 17:17:37



2 - BMCRC - MRO CHAMPIONSHIPS 2011

BMCRC F1 & F2 SIDECARS

SNETTERTON 300 2.969 Miles

RACE 14

26/03/2011 16:57

Race (5 Laps) started at 16:57:34

	5	2:19.950	+3.508		
(3) James/Winn					
1				(12) Green/Two	
2	2:01.251	+0.374		1	
3	2:00.877			2	2:23.767 +1.697
4	2:07.137	+6.260		3	2:24.050 +1.980
5	2:01.573	+0.696		4	2:22.070
				5	2:26.061 +3.991
(60) Holland/Watson					
1				(45) Pettman/Pawsey	
2	2:05.397	+2.748		1	
3	2:03.950	+1.301		2	2:31.451 +0.874
4	2:04.292	+1.643		3	2:31.462 +0.885
5	2:02.649			4	2:31.652 +1.075
				5	2:30.577
(11) Gilbert/Smithies					
1				(17) Walton/Richardson	
2	2:05.539	+2.220		1	
3	2:04.113	+0.794		2	2:55.917 +3.368
4	2:04.319	+1.000		3	2:58.277 +5.728
5	2:03.319			4	2:52.549
(74) Bygrave/Lawson					
1					
2	2:04.865	+1.422			
3	2:04.295	+0.852			
4	2:03.653	+0.210			
5	2:03.443				
(46) Bleakley/Lane					
1					
2	2:10.213	+1.387			
3	2:11.672	+2.846			
4	2:11.330	+2.504			
5	2:08.826				
(2) Parkinson/Tritton					
1					
2	2:11.911	+3.517			
3	2:08.554	+0.160			
4	2:08.394				
5	2:08.507	+0.113			
(7) Stevens/Johnson					
1					
2	2:14.055	+4.306			
3	2:11.626	+1.877			
4	2:09.749				
5	2:13.826	+4.077			
(21) Wright/Hall					
1					
2	2:14.305	+0.843			
3	2:13.880	+0.418			
4	2:13.462				
5	2:14.511	+1.049			
(88) M & R Vanniewenhuysse					
1					
2	2:16.795	+0.353			
3	2:17.412	+0.970			
4	2:16.442				

Chief Timekeeper

Orbits

Weather/Track:-Cloudy/Dry



www.mylaps.com

Licensed to: RS Sports Timing



2 - BMCRC - MRO CHAMPIONSHIPS 2011

Sorted on Laps

BMCRC F1 & F2 SIDECARS

SNETTERTON 300 2.969 Miles

RACE 7

27/03/2011 12:25

Race (7 Laps) started at 12:25:03

Pos	No.	Name	C	Bike	Laps	Total Tm	Diff	Avg. Speed	Best Tm Lap	Lap Speed	Sponsor	
1	3	James/Winn	F1	Suzuki LCR 1000	7	14:10.987		87.917	1:59.577	3	89.382	
2	74	Bygrave/Lawson	F1	Suzuki LCR 1000	7	14:11.338	0.351	87.881	1:59.652	5	89.326	Lawson Road Planing
3	37	Knight/Sharp	F1	Suzuki LCR 1000	7	14:50.244	39.257	84.040	2:04.743	3	85.680	
4	111	Cable/Gower	F1	Yamaha LCR 1000	7	15:10.278	59.291	82.191	2:08.002	2	83.499	Medway Office Interiors
5	7	Stevens/Johnson	F1	Yamaha Windle 1000	7	15:16.785	1:05.798	81.607	2:08.641	3	83.084	Assured Office Solutions
6	21	Wright/Hall	F2	Baker 600	7	15:55.502	1:44.515	78.300	2:11.101	2	81.525	
7	88	M & R Vanniewenhuyse	F2	Honda S/bourne 600	7	15:58.217	1:47.230	78.079	2:13.912	7	79.814	
8	12	Green/Two	F1	Honda LCR 1000	6	14:20.054	1 Lap	74.563	2:19.820	2	76.441	
9	17	Walton/Richardson	F2	Yamaha Baker 600	6	16:31.343	1 Lap	64.688	2:41.959	4	65.992	
Not classified												
DNF	2	Parkinson/Tritton	F1	Suzuki LCR 1000	6	13:24.811	DNF	79.681	2:05.661	6	85.055	Lawson Surfacing
DNF	51	Turner/Schofield	F1	Yamaha Windle 1000	3	7:02.034	DNF	75.975	2:17.476	2	77.745	Pagan Bikebreakers
DNF	60	Holland/Watson	F1	Suzuki LCR 1000	2	4:06.853	DNF	86.594	2:00.285	2	88.856	Wallace Interior Solutions
DNF	11	Gilbert/Smithies	F1	Yamaha LCR 1000			DNF	-		0	-	
DNF	45	Pettman/Pawsey	F2	Yamaha Windle 600			DNF	-		0	-	
DNF	46	Bleakley/Lane	F1	Yamaha Windle 1000			DNF	-		0	-	BJH Race Sprockets

Margin of Victory	Avg. Speed	Best Lap Tm	Best Spd	Best Lap by
0.351	87.917	1:59.577	89.382	3 - James/Winn

Chief Timekeeper

Orbits

Weather/Track:-Cloudy/Dry



www.mylaps.com

Licensed to: RS Sports Timing



2 - BMCRC - MRO CHAMPIONSHIPS 2011

Lapchart

BMCRC F1 & F2 SIDECARS

SNETTERTON 300 2.969 Miles

RACE 7

27/03/2011 12:25

Race (7 Laps) started at 12:25:03

Competitors	Laps						
	1	2	3	4	5	6	7
Holland/Watson (60)	1	60	60	3	3	3	3
James/Winn (3)	2	3	3	74	74	74	74
Bygrave/Lawson (74)	3	74	74	37	37	37	37
Parkinson/Tritton (2)	4	2	2	111	111	111	111
Knight/Sharp (37)	5	37	37	7	7	7	7
Stevens/Johnson (7)	6	7	111	21	21	2	21
Cable/Gower (111)	7	111	7	88	88	21	88
Wright/Hall (21)	8	21	21	51	2	88	88
M & R Vanniewenhuyse (88)	9	88	88	2	12	12	12
Turner/Schofield (51)	10	51	51	12	17	17	17
Green/Two (12)	11	12	12	17			
Walton/Richardson (17)	12	17	17				
-	13						
-	14						
-	15						

Chief Timekeeper

Orbits

Weather/Track:-Cloudy/Dry



www.mylaps.com

Licensed to: RS Sports Timing

Printed: 27/03/2011 12:46:30



2 - BMCRC - MRO CHAMPIONSHIPS 2011

BMCRC F1 & F2 SIDECARS

SNETTERTON 300 2.969 Miles

RACE 7

27/03/2011 12:25

Race (7 Laps) started at 12:25:03

7 2:13.912

(3) James/Winn

1		
2	1:59.831	+0.254
3	1:59.577	
4	2:01.941	+2.364
5	1:59.955	+0.378
6	2:01.541	+1.964
7	2:00.154	+0.577

(12) Green/Two

1		
2	2:19.820	
3	2:20.708	+0.888
4	2:23.669	+3.849
5	2:23.221	+3.401
6	2:24.128	+4.308

(74) Bygrave/Lawson

1		
2	2:00.550	+0.898
3	2:00.459	+0.807
4	2:01.129	+1.477
5	1:59.652	
6	2:01.452	+1.800
7	1:59.805	+0.153

(17) Walton/Richardson

1		
2	2:44.682	+2.723
3	2:46.637	+4.678
4	2:41.959	
5	2:43.398	+1.439
6	2:44.139	+2.180

(37) Knight/Sharp

1		
2	2:04.893	+0.150
3	2:04.743	
4	2:07.396	+2.653
5	2:05.038	+0.295
6	2:05.494	+0.751
7	2:06.143	+1.400

(2) Parkinson/Tritton

1		
2	2:05.750	+0.089
3	2:44.096	+38.435
4	2:07.715	+2.054
5	2:06.679	+1.018
6	2:05.661	

(111) Cable/Gower

1		
2	2:08.002	
3	2:08.344	+0.342
4	2:08.620	+0.618
5	2:08.719	+0.717
6	2:09.454	+1.452
7	2:09.178	+1.176

(51) Turner/Schofield

1		
2	2:17.476	
3	2:20.459	+2.983

(7) Stevens/Johnson

1		
2	2:10.230	+1.589
3	2:08.641	
4	2:11.375	+2.734
5	2:09.491	+0.850
6	2:10.523	+1.882
7	2:09.305	+0.664

(60) Holland/Watson

1		
2	2:00.285	

(21) Wright/Hall

1		
2	2:11.101	
3	2:11.657	+0.556
4	2:19.445	+8.344
5	2:18.554	+7.453
6	2:19.533	+8.432
7	2:15.742	+4.641

(88) M & R Vanniewenhuyse

1		
2	2:15.744	+1.832
3	2:17.299	+3.387
4	2:16.726	+2.814
5	2:15.946	+2.034
6	2:15.996	+2.084

Chief Timekeeper

Orbits

Weather/Track:-Cloudy/Dry



www.mylaps.com

Licensed to: RS Sports Timing



2 - BMCRC - MRO CHAMPIONSHIPS 2011

Sorted on Laps

BMCRC F1 & F2 SIDECARS

SNETTERTON 300 2.969 Miles

RACE 16

27/03/2011 17:12

Race (7 Laps) started at 17:12:34

Pos	No.	Name	C	Bike	Laps	Total Tm	Diff	Avg. Speed	Best Tm Lap	Lap Speed	Sponsor	
1	3	James/Winn	F1	Suzuki LCR 1000	7	14:07.208		88.309	1:58.679	4	90.058	
2	74	Bygrave/Lawson	F1	Suzuki LCR 1000	7	14:21.053	13.845	86.889	1:59.651	3	89.327	Lawson Road Planing
3	11	Gilbert/Smithies	F1	Yamaha LCR 1000	7	14:35.952	28.744	85.411	2:02.865	3	86.990	
4	2	Parkinson/Tritton	F1	Suzuki LCR 1000	7	14:53.248	46.040	83.758	2:05.347	7	85.268	Lawson Surfacing
5	7	Stevens/Johnson	F1	Yamaha Windle 1000	7	14:58.120	50.912	83.303	2:04.745	7	85.679	Assured Office Solutions
6	46	Bleakley/Lane	F1	Yamaha Windle 1000	7	15:03.905	56.697	82.770	2:06.546	6	84.460	BJH Race Sprockets
7	88	M & R Vanniewenhuyse	F2	Honda S/bourne 600	7	16:11.907	2:04.699	76.979	2:15.875	7	78.661	
8	51	Turner/Schofield	F1	Yamaha Windle 1000	7	16:19.965	2:12.757	76.346	2:17.287	4	77.852	Pagan Bikebreakers
9	12	Green/Two	F1	Honda LCR 1000	6	14:17.074	1 Lap	74.822	2:19.917	6	76.388	
10	45	Pettman/Pawsey	F2	Yamaha Windle 600	6	14:51.323	1 Lap	71.947	2:26.394	2	73.009	
11	17	Walton/Richardson	F2	Yamaha Baker 600	6	16:45.127	1 Lap	63.801	2:42.899	6	65.611	
Not classified												
DNF	111	Cable/Gower	F1	Yamaha LCR 1000	5	11:18.902	DNF	78.716	2:08.060	4	83.461	Medway Office Interiors
DNF	60	Holland/Watson	F1	Suzuki LCR 1000	3	6:19.789	DNF	84.426	2:02.874	3	86.984	Wallace Interior Solutions
DNF	37	Knight/Sharp	F1	Suzuki LCR 1000			DNF	-		0	-	

Margin of Victory	Avg. Speed	Best Lap Tm	Best Spd	Best Lap by
13.845	88.309	1:58.679	90.058	3 - James/Winn

Chief Timekeeper

Orbits

Weather/Track:-Cloudy/Dry



www.mylaps.com

Licensed to: RS Sports Timing

Printed: 27/03/2011 17:30:30



2 - BMCRC - MRO CHAMPIONSHIPS 2011

Lapchart

BMCRC F1 & F2 SIDECARS

SNETTERTON 300 2.969 Miles

RACE 16

27/03/2011 17:12

Race (7 Laps) started at 17:12:34

Competitors	Laps						
	1	2	3	4	5	6	7
James/Winn (3)	1	3	3	3	3	3	3
Bygrave/Lawson (74)	2	74	74	74	74	74	74
Gilbert/Smithies (11)	3	11	11	11	11	11	11
Holland/Watson (60)	4	60	60	60	2	2	2
Cable/Gower (111)	5	111	2	2	7	7	7
Parkinson/Tritton (2)	6	2	111	111	111	46	46
Stevens/Johnson (7)	7	7	7	7	46	111	51
Bleakley/Lane (46)	8	46	46	46	51	51	88
Turner/Schofield (51)	9	51	51	51	88	88	12
M & R Vanniewenhuyse (88)	10	88	88	88	12	12	45
Green/Two (12)	11	12	12	12	45	45	17
Pettman/Pawsey (45)	12	45	45	45	17	17	
Walton/Richardson (17)	13	17	17	17			
-	14						

Chief Timekeeper

Orbits

Weather/Track:-Cloudy/Dry



www.mylaps.com

Licensed to: RS Sports Timing

Printed: 27/03/2011 17:35:07



2 - BMCRC - MRO CHAMPIONSHIPS 2011

BMCRC F1 & F2 SIDECARS

SNETTERTON 300 2.969 Miles

RACE 16

27/03/2011 17:12

Race (7 Laps) started at 17:12:34

<u>(3) James/Winn</u>			<u>(51) Turner/Schofield</u>		
1			1		
2	1:59.266	+0.587	2	2:17.740	+0.453
3	1:59.097	+0.418	3	2:17.795	+0.508
4	1:58.679		4	2:17.287	
5	1:59.632	+0.953	5	2:17.928	+0.641
6	2:00.870	+2.191	6	2:19.065	+1.778
7	2:02.259	+3.580	7	2:24.875	+7.588
<u>(74) Bygrave/Lawson</u>			<u>(12) Green/Two</u>		
1			1		
2	2:00.614	+0.963	2	2:24.632	+4.715
3	1:59.651		3	2:23.392	+3.475
4	2:01.971	+2.320	4	2:20.069	+0.152
5	2:03.509	+3.858	5	2:20.002	+0.085
6	2:04.271	+4.620	6	2:19.917	
7	2:02.179	+2.528			
<u>(11) Gilbert/Smithies</u>			<u>(45) Pettman/Pawsey</u>		
1			1		
2	2:03.606	+0.741	2	2:26.394	
3	2:02.865		3	2:26.977	+0.583
4	2:03.352	+0.487	4	2:29.520	+3.126
5	2:04.116	+1.251	5	2:27.629	+1.235
6	2:04.239	+1.374	6	2:26.950	+0.556
7	2:04.813	+1.948			
<u>(2) Parkinson/Tritton</u>			<u>(17) Walton/Richardson</u>		
1			1		
2	2:06.940	+1.593	2	2:44.102	+1.203
3	2:07.795	+2.448	3	2:46.165	+3.266
4	2:05.876	+0.529	4	2:50.454	+7.555
5	2:05.797	+0.450	5	2:46.142	+3.243
6	2:05.390	+0.043	6	2:42.899	
7	2:05.347				
<u>(7) Stevens/Johnson</u>			<u>(111) Cable/Gower</u>		
1			1		
2	2:07.992	+3.247	2	2:09.730	+1.670
3	2:08.960	+4.215	3	2:09.172	+1.112
4	2:05.280	+0.535	4	2:08.060	
5	2:06.605	+1.860	5	2:35.897	+27.837
6	2:06.300	+1.555			
7	2:04.745				
<u>(46) Bleakley/Lane</u>			<u>(60) Holland/Watson</u>		
1			1		
2	2:07.291	+0.745	2	2:03.689	+0.815
3	2:06.741	+0.195	3	2:02.874	
4	2:07.222	+0.676			
5	2:07.422	+0.876			
6	2:06.546				
7	2:06.840	+0.294			
<u>(88) M & R Vanniewenhuyse</u>					
1					
2	2:18.287	+2.412			
3	2:17.944	+2.069			
4	2:17.214	+1.339			
5	2:17.476	+1.601			
6	2:19.086	+3.211			

Chief Timekeeper

Orbits

Weather/Track:-Cloudy/Dry



www.mylaps.com

Licensed to: RS Sports Timing



BMCRC – MRO Championships 2011

26th & 27th March 2011

Snetterton 300

MRO Supersport & Stocksport 600



Results by RS Sports Timing



2 - BMCRC - MRO CHAMPIONSHIPS 2011

Sorted on Best Lap time

MRO SUPERSPORT & STOCKSPORT 600

SNETTERTON 300 2.969 Miles

1ST QUALIFYING

26/03/2011 10:53

Qualifying started at 10:53:15

Pos	No.	Name	C	Bike	Best Tm	Diff	Lap Speed	In Lap	Laps	Sponsor
1	195	Jimmy Hill	SS	Triumph 675	1:56.069		92.084	5	7	MAP Triumph
2	114	Josh Caygill	SS	Triumph 675	1:57.469	1.400	90.986	6	6	MAP Triumph
3	16	Ben Padgett	SS	Honda CBR 600	1:57.760	1.691	90.761	7	7	Padgetts
4	37	Max Hunt	SS	Honda CBR 600	1:58.166	2.097	90.449	5	7	Race Lab
5	44	Ben Grindrod	ST	Kawasaki ZXR 600	1:58.216	2.147	90.411	6	7	Motocoat
6	11	Tommy Mountain	ST	Yamaha R6 600	1:59.140	3.071	89.710	6	8	Mountain Motor Vehicles
7	22	Daniel Fuller	ST	Kawasaki ZXR 600	1:59.790	3.721	89.223	3	8	
8	13	Jake Newstead	ST	Yamaha R6 600	2:00.109	4.040	88.986	3	8	Tinklers M/C's
9	154	Tom Young	ST	Kawasaki ZXR 600	2:00.651	4.582	88.586	3	7	AIR Racing
10	71	Jody Lees	SS	Triumph 675	2:00.908	4.839	88.398	3	5	Midland VW
11	171	Ross Ashman	ST	Kawasaki ZXR 600	2:01.270	5.201	88.134	7	7	Wild & Lye Racing
12	82	Edward Fawsitt	ST	Yamaha R6 600	2:01.521	5.452	87.952	7	7	Woodford M/Cycles
13	66	Piers Hutchins	ST	Triumph 675	2:01.674	5.605	87.842	6	7	Diablo/HM Racing
14	18	Jordan Simpkin	ST	Yamaha R6 600	2:01.811	5.742	87.743	5	6	Wheelfit/Cougar Leathers
15	60	Lewis Wright	ST	Yamaha R6 600	2:02.325	6.256	87.374	5	7	Wheelfit M/C's/Wright Solution Photo.
16	96	Martin Turner	C	Yamaha R6 600	2:02.775	6.706	87.054	4	6	
17	25	Ben Gautrey	ST	Kawasaki ZXR 600	2:03.175	7.106	86.771	6	7	
18	40	David Shelvey	SS	Suzuki GSXR 600	2:03.303	7.234	86.681	7	7	Seton Tuning
19	34	Matt Cleaver	C	Yamaha R6 600	2:03.622	7.553	86.457	4	7	Go Racing/Michelin
20	54	Peter Hay	C	Yamaha R6 600	2:03.958	7.889	86.223	3	7	PH Paintworks
21	19	Michael Church	C	Yamaha R6 600	2:05.189	9.120	85.375	5	7	
22	74	Gavin Little	C	Yamaha R6 600	2:07.045	10.976	84.128	5	5	SDC/A2B Transfers.com
23	4	Chris Kent	C	Yamaha R6 600	2:07.133	11.064	84.070	3	7	Mellor Metals Ltd
24	26	Adam Clarke	C	Yamaha R6 600	2:07.483	11.414	83.839	4	5	JW Smart/Intabikes
25	42	Spencer Casely	C	Yamaha R6 600	2:07.744	11.675	83.668	4	4	KSL/Jacasey Racing
26	38	Steven Keen	C	Yamaha R6 600	2:09.906	13.837	82.275	3	7	PH Paintworks
27	47	Mark Trowell	C	Yamaha R6 600	2:10.289	14.220	82.033	5	7	Herring Shoes/Jacasey Racing
28	68	Nathan Dyke	C	Yamaha R6 600	2:10.677	14.608	81.790	3	4	
29	95	Carl Stredder	C	Yamaha R6 600	2:11.287	15.218	81.410	6	7	SDC Performance
30	81	Phillip Styles	C	Yamaha R6 600	2:11.743	15.674	81.128	5	7	
31	88	Michael Golden	ST	Suzuki GSXR 600	2:14.287	18.218	79.591	5	7	Martin & Company
32	147	Sean Chaston	C	Yamaha R6 600	2:16.260	20.191	78.439	3	3	Hyside M/C's
33	53	Stuart Gill	C	Suzuki GSXR 600	2:16.956	20.887	78.040	6	6	Slipstream Performance
34	6	Ben Ransom	C	Triumph 675	2:23.775	27.706	74.339	6	6	Barbaras Conversatories

Chief Timekeeper

Orbits

Weather/Track:-Cloudy/Dry



www.mylaps.com

Licensed to: RS Sports Timing

Printed: 26/03/2011 11:11:09



2 - BMCRC - MRO CHAMPIONSHIPS 2011

MRO SUPERSPORT & STOCKSPORT 600

SNETTERTON 300 2.969 Miles

1ST QUALIFYING

26/03/2011 10:53

Qualifying started at 10:53:15

(195) Jimmy Hill	7 2:01.533 +1.743	6 2:02.902 +1.091	7 2:07.736 +2.547	7 2:12.060 +0.773
1 2:03.616 +7.547	8 2:01.382 +1.592	(60) Lewis Wright	(74) Gavin Little	(81) Phillip Styles
2 1:59.318 +3.249	(13) Jake Newstead	1 2:05.725 +3.400	1 2:13.220 +6.175	1 2:23.337 +11.594
3 1:57.893 +1.824	1 2:04.906 +4.797	2 3:14.128 +1:11.803	2 2:09.013 +1.968	2 2:14.572 +2.829
4 1:56.789 +0.720	2 2:00.961 +0.852	3 2:04.727 +2.402	3 2:08.030 +0.985	3 2:15.854 +4.111
5 1:56.069	3 2:00.109	4 2:03.969 +1.644	4 2:07.047 +0.002	4 2:13.238 +1.495
6 2:00.253 +4.184	4 2:01.028 +0.919	5 2:02.325	5 2:07.045	5 2:11.743
7 1:56.652 +0.583	5 2:01.732 +1.623	6 2:04.254 +1.929	(4) Chris Kent	6 2:12.616 +0.873
(114) Josh Caygill	6 2:01.283 +1.174	7 2:02.990 +0.665	1 2:14.525 +7.392	7 2:12.672 +0.929
1 2:05.242 +7.773	7 2:00.527 +0.418	(96) Martin Turner	2 2:09.596 +2.463	(88) Michael Golden
2 1:59.663 +2.194	8 2:00.753 +0.644	1 2:15.507 +12.732	3 2:07.133	1 2:24.145 +9.858
3 1:59.742 +2.273	(154) Tom Young	2 2:04.933 +2.158	4 2:39.953 +32.820	2 2:16.249 +1.962
4 2:00.393 +2.924	1 2:07.601 +6.950	3 2:04.278 +1.503	5 2:11.557 +4.424	3 2:16.050 +1.763
5 1:57.958 +0.489	2 2:02.049 +1.398	4 2:02.775	6 2:12.768 +5.635	4 2:16.333 +2.046
6 1:57.469	3 2:00.651	5 2:03.006 +0.231	7 2:07.599 +0.466	5 2:14.287
(16) Ben Padgett	4 2:01.152 +0.501	6 2:32.402 +29.627	(26) Adam Clarke	6 2:15.214 +0.927
1 2:03.475 +5.715	5 3:36.230 +1:35.579	(25) Ben Gautrey	1 2:11.709 +4.226	7 2:15.606 +1.319
2 2:00.906 +3.146	6 2:08.857 +8.206	1 2:12.599 +9.424	2 2:08.832 +1.349	(147) Sean Chaston
3 1:59.487 +1.727	7 2:00.816 +0.165	2 2:06.389 +3.214	3 2:07.706 +0.223	1 2:21.384 +5.124
4 1:59.729 +1.969	(71) Jody Lees	3 2:03.845 +0.670	4 2:07.483	2 2:17.004 +0.744
5 1:58.824 +1.064	1 2:05.546 +4.638	4 2:04.087 +0.912	5 2:07.783 +0.300	(53) Stuart Gill
6 1:59.323 +1.563	2 2:01.127 +0.219	5 2:04.150 +0.975	(42) Spencer Casely	1 2:22.797 +5.841
7 1:57.760	3 2:00.908	6 2:03.175	1 2:20.143 +12.399	2 2:18.568 +1.612
(37) Max Hunt	4 2:01.132 +0.224	7 2:04.110 +0.935	2 2:11.163 +3.419	3 2:18.377 +1.421
1 2:12.280 +14.114	5 2:01.731 +0.823	(40) David Shelvey	3 2:08.610 +0.866	4 2:17.588 +0.632
2 2:04.908 +6.742	(171) Ross Ashman	1 2:12.880 +9.577	4 2:07.744	5 2:21.354 +4.398
3 2:01.530 +3.364	1 2:05.495 +4.225	2 2:05.345 +2.042	(38) Steven Keen	6 2:16.956
4 1:58.331 +0.165	2 2:02.949 +1.679	3 2:04.498 +1.195	1 2:15.608 +5.702	(6) Ben Ransom
5 1:58.166	3 2:03.393 +2.123	4 2:04.958 +1.655	2 2:09.986 +0.080	1 2:42.214 +18.439
6 2:00.830 +2.664	4 2:02.294 +1.024	5 2:04.494 +1.191	3 2:09.906	2 2:30.764 +6.989
7 1:59.824 +1.658	5 2:02.456 +1.186	6 2:03.468 +0.165	4 2:11.649 +1.743	3 2:27.916 +4.141
(44) Ben Grindrod	6 2:02.463 +1.193	7 2:03.303	5 2:11.419 +1.513	4 3:02.222 +38.447
1 2:05.424 +7.208	7 2:01.270	(34) Matt Cleaver	6 2:11.549 +1.643	5 2:36.344 +12.569
2 1:59.061 +0.845	(82) Edward Fawsitt	1 2:10.118 +6.496	7 2:10.645 +0.739	6 2:23.775
3 2:00.108 +1.892	1 2:18.554 +17.033	2 2:05.009 +1.387	(47) Mark Trowell	
4 2:03.155 +4.939	2 2:07.690 +6.169	3 2:03.840 +0.218	1 2:20.862 +10.573	
5 1:58.779 +0.563	3 2:04.254 +2.733	4 2:03.622	2 2:11.947 +1.658	
6 1:58.216	4 2:01.971 +0.450	5 2:04.746 +1.124	3 2:11.544 +1.255	
7 2:04.247 +6.031	5 2:03.089 +1.568	6 2:04.259 +0.637	4 2:10.591 +0.302	
(11) Tommy Mountain	6 2:02.636 +1.115	7 2:03.877 +0.255	5 2:10.289	
1 2:04.715 +5.575	7 2:01.521	(54) Peter Hay	6 3:36.898 +1:26.609	
2 2:00.539 +1.399	(66) Piers Hutchins	1 2:16.037 +12.079	7 2:12.928 +2.639	
3 1:59.452 +0.312	1 2:06.510 +4.836	2 2:10.023 +6.065	(68) Nathan Dyke	
4 1:59.736 +0.596	2 2:02.030 +0.356	3 2:03.958	1 2:18.547 +7.870	
5 2:03.286 +4.146	3 2:03.300 +1.626	4 2:04.971 +1.013	2 2:11.736 +1.059	
6 1:59.140	4 2:02.620 +0.946	5 2:04.363 +0.405	3 2:10.677	
7 2:00.698 +1.558	5 2:02.750 +1.076	6 3:41.731 +1:37.773	4 2:13.944 +3.267	
8 1:59.979 +0.839	6 2:01.674	7 2:13.641 +9.683	(95) Carl Stredder	
(22) Daniel Fuller	7 2:02.398 +0.724	(19) Michael Church	1 2:26.374 +15.087	
1 2:04.288 +4.498	(18) Jordan Simpkin	1 2:13.231 +8.042	2 2:18.393 +7.106	
2 2:00.822 +1.032	1 2:06.923 +5.112	2 2:07.925 +2.736	3 2:14.812 +3.525	
3 1:59.790	2 2:02.787 +0.976	3 2:06.695 +1.506	4 2:14.514 +3.227	
4 1:59.898 +0.108	3 2:03.404 +1.593	4 2:06.657 +1.468	5 2:11.731 +0.444	
5 2:00.342 +0.552	4 2:03.068 +1.257	5 2:05.189	6 2:11.287	
6 1:59.896 +0.106	5 2:01.811	6 2:07.649 +2.460		

Chief Timekeeper

Weather/Track:-Cloudy/Dry

Orbits



www.mylaps.com

Licensed to: RS Sports Timing



2 - BMCRC - MRO CHAMPIONSHIPS 2011

Sorted on Best Lap time

MRO SUPERSPORT & STOCKSPORT 600

SNETTERTON 300 2.969 Miles

2ND QUALIFYING

26/03/2011 14:22

Qualifying started at 14:22:09

Pos	No.	Name	C	Bike	Best Tm	Diff	Lap Speed	In Lap	Laps	Sponsor
1	195	Jimmy Hill	SS	Triumph 675	1:54.314		93.497	7	7	MAP Triumph
2	37	Max Hunt	SS	Honda CBR 600	1:55.671	1.357	92.400	6	7	Race Lab
3	114	Josh Caygill	SS	Triumph 675	1:57.450	3.136	91.001	7	7	MAP Triumph
4	71	Jody Lees	SS	Triumph 675	1:57.670	3.356	90.831	7	7	Midland VW
5	16	Ben Padgett	SS	Honda CBR 600	1:57.922	3.608	90.637	6	7	Padgetts
6	44	Ben Grindrod	ST	Kawasaki ZXR 600	1:57.941	3.627	90.622	7	7	Motocoat
7	154	Tom Young	ST	Kawasaki ZXR 600	1:58.798	4.484	89.968	4	7	AIR Racing
8	13	Jake Newstead	ST	Yamaha R6 600	1:58.868	4.554	89.915	6	7	Tinklers M/C's
9	22	Daniel Fuller	ST	Kawasaki ZXR 600	1:59.399	5.085	89.515	5	7	
10	11	Tommy Mountain	ST	Yamaha R6 600	1:59.807	5.493	89.210	3	5	Mountain Motor Vehicles
11	171	Ross Ashman	ST	Kawasaki ZXR 600	2:00.500	6.186	88.697	3	7	Wild & Lye Racing
12	25	Ben Gautrey	ST	Kawasaki ZXR 600	2:01.061	6.747	88.286	4	7	
13	66	Piers Hutchins	ST	Triumph 675	2:01.341	7.027	88.083	7	7	Diablo/HM Racing
14	82	Edward Fawsitt	ST	Yamaha R6 600	2:01.394	7.080	88.044	5	7	Woodford M/Cycles
15	18	Jordan Simpkin	ST	Yamaha R6 600	2:02.061	7.747	87.563	6	6	Wheelfit/Cougar Leathers
16	96	Martin Turner	C	Yamaha R6 600	2:02.288	7.974	87.401	6	6	
17	60	Lewis Wright	ST	Yamaha R6 600	2:02.397	8.083	87.323	3	7	Wheelfit M/C's/Wright Solution Photo.
18	40	David Shelvey	SS	Suzuki GSXR 600	2:02.927	8.613	86.946	3	3	Seton Tuning
19	54	Peter Hay	C	Yamaha R6 600	2:03.464	9.150	86.568	6	6	PH Paintworks
20	4	Chris Kent	C	Yamaha R6 600	2:03.632	9.318	86.450	5	6	Mellor Metals Ltd
21	34	Matt Cleaver	C	Yamaha R6 600	2:03.753	9.439	86.366	5	6	Go Racing/Michelin
22	74	Gavin Little	C	Yamaha R6 600	2:05.268	10.954	85.321	3	3	SDC/A2B Transfers.com
23	19	Michael Church	C	Yamaha R6 600	2:05.647	11.333	85.064	6	6	
24	26	Adam Clarke	C	Yamaha R6 600	2:05.811	11.497	84.953	5	5	JW Smart/Intabikes
25	42	Spencer Casely	C	Yamaha R6 600	2:07.697	13.383	83.698	5	6	KSL/Jacasey Racing
26	47	Mark Trowell	C	Yamaha R6 600	2:08.693	14.379	83.051	3	6	Herring Shoes/Jacasey Racing
27	68	Nathan Dyke	C	Yamaha R6 600	2:09.736	15.422	82.383	3	4	
28	81	Phillip Styles	C	Yamaha R6 600	2:10.525	16.211	81.885	5	6	
29	95	Carl Stredder	C	Yamaha R6 600	2:10.705	16.391	81.772	5	5	SDC Performance
30	38	Steven Keen	C	Yamaha R6 600	2:10.932	16.618	81.630	2	4	PH Paintworks
31	147	Sean Chaston	C	Yamaha R6 600	2:14.363	20.049	79.546	3	3	Hyside M/C's
32	53	Stuart Gill	SS	Suzuki GSXR 600	2:14.928	20.614	79.213	3	4	Slipstream Performance
33	6	Ben Ransom	C	Triumph 675	2:21.168	26.854	75.711	6	6	Barbaras Conversatories

Chief Timekeeper

Orbits

Weather/Track:-Cloudy/Dry



www.mylaps.com

Licensed to: RS Sports Timing

Printed: 26/03/2011 14:37:45



2 - BMCRC - MRO CHAMPIONSHIPS 2011

MRO SUPERSPORT & STOCKSPORT 600

SNETTERTON 300 2.969 Miles

2ND QUALIFYING

26/03/2011 14:22

Qualifying started at 14:22:09

<u>(195) Jimmy Hill</u>			7	1:59.346	+0.548				<u>(18) Jordan Simpkin</u>			2	2:08.686	+3.039	1	2:23.096	+8.168
1	2:05.605	+11.291	<u>(13) Jake Newstead</u>			1	2:05.866	+6.998	1	2:08.531	+6.470	3	2:07.173	+1.526	2	2:15.736	+0.808
2	1:59.516	+5.202	1	2:05.866	+6.998	2	1:59.518	+0.650	2	3:17.906	+1:15.845	4	2:05.808	+0.161	3	2:14.928	
3	1:56.470	+2.156	2	1:58.926	+0.058	3	1:59.309	+0.441	3	2:04.755	+2.694	5	2:05.746	+0.099	4	2:14.935	+0.007
4	1:57.391	+3.077	3	1:58.926	+0.058	4	1:59.309	+0.441	4	2:02.781	+0.720	<u>(26) Adam Clarke</u>			<u>(6) Ben Ransom</u>		
5	1:55.325	+1.011	4	1:59.309	+0.441	5	1:59.343	+0.475	5	2:02.732	+0.671	1	2:07.637	+1.826	1	2:32.397	+11.229
6	1:58.996	+4.682	5	1:58.868		6	1:58.868		6	2:02.061		2	2:06.301	+0.490	2	2:23.533	+2.365
7	1:54.314		6	1:58.868		7	1:59.495	+0.627	<u>(96) Martin Turner</u>			3	2:07.199	+1.388	3	2:23.681	+2.513
<u>(37) Max Hunt</u>			<u>(22) Daniel Fuller</u>			<u>(11) Tommy Mountain</u>			<u>(60) Lewis Wright</u>			4	2:05.907	+0.096	4	2:24.375	+3.207
1	2:07.224	+11.553	1	2:05.053	+5.654	1	2:03.657	+3.850	1	2:11.585	+9.297	5	2:05.811		5	2:21.889	+0.721
2	2:00.291	+4.620	2	2:00.801	+1.402	2	2:01.065	+1.258	2	2:05.857	+3.569	<u>(42) Spencer Casely</u>			6	2:21.168	
3	1:56.740	+1.069	3	1:59.578	+0.179	3	1:59.807		3	2:03.371	+1.083	1	2:13.990	+6.293	2	2:23.533	+2.365
4	1:56.298	+0.627	4	1:59.498	+0.099	4	5:35.549	+3:35.742	4	2:04.909	+2.621	2	2:09.883	+2.186	3	2:23.681	+2.513
5	1:57.885	+2.214	5	1:59.399		5	2:07.166	+7.359	5	2:02.485	+0.197	3	2:08.237	+0.540	4	2:24.375	+3.207
6	1:55.671		6	1:59.589	+0.190	<u>(171) Ross Ashman</u>			6	2:02.288		4	2:08.220	+0.523	5	2:24.375	+3.207
7	1:55.963	+0.292	7	1:59.794	+0.395	1	2:04.964	+4.464	<u>(40) David Shelvey</u>			5	2:07.697		5	2:21.889	+0.721
<u>(114) Josh Caygill</u>			2	2:00.291	+4.620	2	2:02.194	+1.694	1	2:12.097	+9.170	6	2:10.152	+2.455	6	2:21.889	+0.721
1	2:06.303	+8.853	3	1:56.740	+1.069	3	2:02.500		2	2:04.793	+1.866	<u>(47) Mark Trowell</u>			2	2:23.533	+2.365
2	2:01.996	+4.546	4	1:56.298	+0.627	4	2:00.941	+0.441	3	2:02.397		1	2:15.203	+6.510	3	2:23.681	+2.513
3	1:58.526	+1.076	5	1:57.885	+2.214	5	2:02.145	+1.645	4	2:02.777	+0.380	2	2:09.970	+1.277	4	2:24.375	+3.207
4	1:59.914	+2.464	6	1:55.671		6	2:00.823	+0.323	5	2:04.767	+2.370	3	2:08.693		5	2:24.375	+3.207
5	1:58.632	+1.182	7	1:55.963	+0.292	7	2:00.554	+0.054	6	2:02.518	+0.121	4	2:09.728	+1.035	6	2:24.375	+3.207
6	1:58.033	+0.583	<u>(71) Jody Lees</u>			<u>(25) Ben Gautrey</u>			<u>(54) Peter Hay</u>			5	2:09.035	+0.342	5	2:24.375	+3.207
7	1:57.450		1	2:07.201	+9.531	1	2:07.716	+6.655	1	2:11.393	+7.929	6	2:08.729	+0.036	6	2:24.375	+3.207
<u>(16) Ben Padgett</u>			2	1:59.713	+2.043	2	2:04.860	+3.799	2	2:05.141	+1.677	<u>(68) Nathan Dyke</u>			1	2:15.583	+5.847
1	2:03.766	+5.844	3	1:58.796	+1.126	3	2:03.412	+2.351	3	2:05.126	+1.662	1	2:10.124	+0.388	2	2:15.583	+5.847
2	2:00.192	+2.270	4	1:58.327	+0.657	4	2:01.061		4	2:04.946	+1.482	2	2:10.334	+0.598	3	2:15.583	+5.847
3	1:58.361	+0.439	5	1:59.201	+1.531	5	2:02.005	+0.944	5	2:04.368	+0.904	3	2:09.736		4	2:15.583	+5.847
4	1:58.494	+0.572	6	1:58.690	+1.020	6	2:02.677	+1.616	6	2:03.464		4	2:09.970	+1.277	5	2:15.583	+5.847
5	1:58.484	+0.562	7	1:57.670		7	2:01.561	+0.500	<u>(4) Chris Kent</u>			5	2:09.035	+0.342	6	2:15.583	+5.847
6	1:58.690	+1.020	<u>(44) Ben Grindrod</u>			<u>(66) Piers Hutchins</u>			<u>(54) Peter Hay</u>			6	2:08.729	+0.036	6	2:15.583	+5.847
7	1:57.670		1	2:07.909	+9.968	1	2:09.274	+7.933	1	2:11.393	+7.929	<u>(81) Phillip Styles</u>			1	2:16.876	+6.351
<u>(154) Tom Young</u>			2	2:02.068	+4.127	2	2:02.855	+1.514	2	2:05.141	+1.677	1	2:16.876	+6.351	2	2:16.876	+6.351
1	2:16.510	+17.712	3	1:59.112	+1.171	3	2:02.142	+0.801	3	2:05.126	+1.662	2	2:11.152	+0.627	3	2:11.152	+0.627
2	2:02.040	+3.242	4	1:59.122	+1.181	4	2:02.281	+0.940	4	2:04.946	+1.482	3	2:11.145	+0.620	4	2:11.145	+0.620
3	2:00.683	+1.885	5	1:58.907	+0.966	5	2:01.875	+0.534	5	2:04.368	+0.904	4	2:10.334	+0.598	5	2:10.334	+0.598
4	1:58.798		6	1:58.010	+0.069	6	2:02.360	+1.019	6	2:03.464		<u>(81) Phillip Styles</u>			6	2:10.334	+0.598
5	2:00.392	+1.594	7	1:57.941		7	2:01.341		<u>(4) Chris Kent</u>			1	2:16.876	+6.351	1	2:16.876	+6.351
6	1:59.721	+0.923	<u>(82) Edward Fawsitt</u>			<u>(66) Piers Hutchins</u>			<u>(4) Chris Kent</u>			2	2:11.152	+0.627	2	2:11.152	+0.627
<u>(154) Tom Young</u>			1	2:08.698	+7.304	1	2:09.274	+7.933	1	2:14.550	+10.918	2	2:11.152	+0.627	3	2:11.145	+0.620
1	2:16.510	+17.712	2	2:03.063	+1.669	2	2:02.855	+1.514	2	2:05.141	+1.677	3	2:11.145	+0.620	4	2:11.145	+0.620
2	2:02.040	+3.242	3	2:02.468	+1.074	3	2:02.142	+0.801	3	2:05.126	+1.662	4	2:10.334	+0.598	5	2:10.334	+0.598
3	2:00.683	+1.885	4	2:02.262	+0.868	4	2:02.281	+0.940	4	2:04.946	+1.482	<u>(81) Phillip Styles</u>			6	2:10.334	+0.598
4	1:58.798		5	2:02.262	+0.868	5	2:01.875	+0.534	5	2:04.368	+0.904	1	2:16.876	+6.351	1	2:16.876	+6.351
5	2:00.392	+1.594	6	2:02.262	+0.868	6	2:02.360	+1.019	6	2:03.464		2	2:11.152	+0.627	2	2:11.152	+0.627
6	1:59.721	+0.923	7	2:01.341		7	2:01.341		7	2:03.464		3	2:11.145	+0.620	3	2:11.145	+0.620
<u>(19) Michael Church</u>			<u>(82) Edward Fawsitt</u>			<u>(66) Piers Hutchins</u>			<u>(4) Chris Kent</u>			4	2:10.334	+0.598	4	2:10.334	+0.598
1	2:13.884	+8.237	1	2:08.698	+7.304	1	2:09.274	+7.933	1	2:14.550	+10.918	5	2:10.334	+0.598	5	2:10.334	+0.598
<u>(53) Stuart Gill</u>			2	2:03.063	+1.669	2	2:02.855	+1.514	2	2:05.141	+1.677	6	2:10.334	+0.598	6	2:10.334	+0.598
<u>(53) Stuart Gill</u>			3	2:02.468	+1.074	3	2:02.142	+0.801	3	2:05.126	+1.662	7	2:10.334	+0.598	7	2:10.334	+0.598
<u>(53) Stuart Gill</u>			4	2:02.262	+0.868	4	2:02.281	+0.940	4	2:04.946	+1.482	8	2:10.334	+0.598	8	2:10.334	+0.598
<u>(53) Stuart Gill</u>			5	2:01.394	+0.597	5	2:01.875	+0.534	5	2:04.368	+0.904	9	2:10.334	+0.598	9	2:10.334	+0.598
<u>(53) Stuart Gill</u>			6	2:01.991	+0.597	6	2:02.360	+1.019	6	2:03.464		10	2:10.334	+0.598	10	2:10.334	+0.598
<u>(53) Stuart Gill</u>			7	2:07.747	+6.353	7	2:01.341		7	2:03.464		11	2:10.334	+0.598	11	2:10.334	+0.598
<u>(53) Stuart Gill</u>			<u>(82) Edward Fawsitt</u>			<u>(66) Piers Hutchins</u>			<u>(4) Chris Kent</u>			12	2:10.334	+0.598	12	2:10.334	+0.598
<u>(53) Stuart Gill</u>			1	2:08.698	+7.304	1	2:09.274	+7.933	1	2:14.550	+10.918	13	2:10.334	+0.598	13	2:10.334	+0.598
<u>(53) Stuart Gill</u>			2	2:03.063	+1.669	2	2:02.855	+1.514	2	2:05.141	+1.677	14	2:10.334	+0.598	14	2:10.334	+0.598
<u>(53) Stuart Gill</u>			3	2:02.468	+1.074	3	2:02.142	+0.801	3	2:05.126	+1.662	15	2:10.334	+0.598	15	2:10.334	+0.598
<u>(53) Stuart Gill</u>			4	2:02.262	+0.868	4	2:02.281	+0.940	4	2:04.946	+1.482	16	2:10.334	+0.598	16	2:10.334	+0.598
<u>(53) Stuart Gill</u>			5	2:01.394	+0.597	5	2:01.875	+0.534	5	2:04.368	+0.904	17	2:10.334	+0.598	17	2:10.334	+0.598
<u>(53) Stuart Gill</u>			6	2:01.991	+0.597	6	2:02.360	+1.019	6	2:03.464		18	2:10.334	+0.598	18	2:10.334	+0.598
<u>(53) Stuart Gill</u>			7	2:07.747	+6.353	7	2:01.341		7	2:03.464		19	2:10.334	+0.598	19	2:10.334	+0.598
<u>(53) Stuart Gill</u>			<u>(82) Edward Fawsitt</u>			<u>(66) Piers Hutchins</u>			<u>(4) Chris Kent</u>			20	2:10.334	+0.598	20	2:10.334	+0.598
<u>(53) Stuart Gill</u>			1	2:08.698	+7.304	1	2:09.274	+7.933	1	2:14.550	+10.918	21	2:10.334	+0.598	21	2:10.334	+0.598
<u>(53) Stuart Gill</u>			2	2:03.063	+1.669	2	2:02.855	+1.514	2	2:05.141	+1.677	22	2:10.334	+0.598	22	2:10.334	+0.598
<u>(53) Stuart Gill</u>			3	2:02.4													



2 - BMCRC - MRO CHAMPIONSHIPS 2011

MRO SUPERSPORT & STOCKSPORT 600

SNETTERTON 300 2.969 Miles

COMBINED QUALIFYING

Pos	No.	Name	C	Bike	BestTm	Diff	R1. Best Tm	R2. Best Tm	Sponsor
1	195	Jimmy Hill	SS	Triumph 675	1:54.314		1:56.069	1:54.314	MAP Triumph
2	37	Max Hunt	SS	Honda CBR 600	1:55.671	1.357	1:58.166	1:55.671	Race Lab
3	114	Josh Caygill	SS	Triumph 675	1:57.450	3.136	1:57.469	1:57.450	MAP Triumph
4	71	Jody Lees	SS	Triumph 675	1:57.670	3.356	2:00.908	1:57.670	Midland VW
5	16	Ben Padgett	SS	Honda CBR 600	1:57.760	3.446	1:57.760	1:57.922	Padgetts
6	44	Ben Grindrod	ST	Kawasaki ZXR 600	1:57.941	3.627	1:58.216	1:57.941	Motocoat
7	154	Tom Young	ST	Kawasaki ZXR 600	1:58.798	4.484	2:00.651	1:58.798	AIR Racing
8	13	Jake Newstead	ST	Yamaha R6 600	1:58.868	4.554	2:00.109	1:58.868	Tinklers M/C's
9	11	Tommy Mountain	ST	Yamaha R6 600	1:59.140	4.826	1:59.140	1:59.807	Mountain Motor Vehicles
10	22	Daniel Fuller	ST	Kawasaki ZXR 600	1:59.399	5.085	1:59.790	1:59.399	
11	171	Ross Ashman	ST	Kawasaki ZXR 600	2:00.500	6.186	2:01.270	2:00.500	Wild & Lye Racing
12	25	Ben Gautrey	ST	Kawasaki ZXR 600	2:01.061	6.747	2:03.175	2:01.061	
13	66	Piers Hutchins	ST	Triumph 675	2:01.341	7.027	2:01.674	2:01.341	Diablo/HM Racing
14	82	Edward Fawsitt	ST	Yamaha R6 600	2:01.394	7.080	2:01.521	2:01.394	Woodford M/Cycles
15	18	Jordan Simpkin	ST	Yamaha R6 600	2:01.811	7.497	2:01.811	2:02.061	Wheelfit/Cougar Leathers
16	96	Martin Turner	C	Yamaha R6 600	2:02.288	7.974	2:02.775	2:02.288	
17	60	Lewis Wright	ST	Yamaha R6 600	2:02.325	8.011	2:02.325	2:02.397	Wheelfit M/C's/Wright Solution Photo.
18	40	David Shelvey	SS	Suzuki GSXR 600	2:02.927	8.613	2:03.303	2:02.927	Seton Tuning
19	54	Peter Hay	C	Yamaha R6 600	2:03.464	9.150	2:03.958	2:03.464	PH Paintworks
20	34	Matt Cleaver	C	Yamaha R6 600	2:03.622	9.308	2:03.622	2:03.753	Go Racing/Michelin
21	4	Chris Kent	C	Yamaha R6 600	2:03.632	9.318	2:07.133	2:03.632	Mellor Metals Ltd
22	19	Michael Church	C	Yamaha R6 600	2:05.189	10.875	2:05.189	2:05.647	
23	74	Gavin Little	C	Yamaha R6 600	2:05.268	10.954	2:07.045	2:05.268	SDC/A2B Transfers.com
24	26	Adam Clarke	C	Yamaha R6 600	2:05.811	11.497	2:07.483	2:05.811	JW Smart/Intabikes
25	42	Spencer Casely	C	Yamaha R6 600	2:07.697	13.383	2:07.744	2:07.697	KSL/Jacasey Racing
26	47	Mark Trowell	C	Yamaha R6 600	2:08.693	14.379	2:10.289	2:08.693	Herring Shoes/Jacasey Racing
27	68	Nathan Dyke	C	Yamaha R6 600	2:09.736	15.422	2:10.677	2:09.736	
28	38	Steven Keen	C	Yamaha R6 600	2:09.906	15.592	2:09.906	2:10.932	PH Paintworks
29	81	Phillip Styles	C	Yamaha R6 600	2:10.525	16.211	2:11.743	2:10.525	
30	95	Carl Stredder	C	Yamaha R6 600	2:10.705	16.391	2:11.287	2:10.705	SDC Performance
31	88	Michael Golden	ST	Suzuki GSXR 600	2:14.287	19.973	2:14.287		Martin & Company
32	147	Sean Chaston	C	Yamaha R6 600	2:14.363	20.049	2:16.260	2:14.363	Hyside M/C's
33	53	Stuart Gill	SS	Suzuki GSXR 600	2:14.928	20.614	2:16.956	2:14.928	Slipstream Performance
34	6	Ben Ransom	C	Triumph 675	2:21.168	26.854	2:23.775	2:21.168	Barbaras Conversatories

Chief Timekeeper

Orbits

Weather/Track:-Cloudy/Dry



www.mylaps.com

Licensed to: RS Sports Timing



2 - BMCRC - MRO CHAMPIONSHIPS 2011

Sorted on Laps

MRO SUPERSPORT & STOCKSPORT 600

SNETTERTON 300 2.969 Miles

RACE 15

26/03/2011 17:15

Race (5 Laps) started at 17:15:48

Pos	No.	Name	C	Tyres	Bike	Laps	Total Tm	Diff	Avg. Speed	Best Tm Lap	Lap Speed	Sponsor	
1	195	Jimmy Hill	SS	P	Triumph 675	5	9:46.171		91.168	1:55.496	3	92.540	MAP Triumph
2	37	Max Hunt	SS		Honda CBR 600	5	9:50.469	4.298	90.505	1:56.733	2	91.560	Race Lab
3	114	Josh Caygill	SS	P	Triumph 675	5	9:53.134	6.963	90.098	1:57.419	4	91.025	MAP Triumph
4	16	Ben Padgett	SS	P	Honda CBR 600	5	9:53.206	7.035	90.087	1:56.748	5	91.548	Padgetts
5	71	Jody Lees	SS	P	Triumph 675	5	9:59.416	13.245	89.154	1:58.239	5	90.394	Midland VW
6	44	Ben Grindrod	ST	Mtz	Kawasaki ZXR 600	5	10:00.122	13.951	89.049	1:58.328	5	90.326	Motocoat
7	154	Tom Young	ST		Kawasaki ZXR 600	5	10:00.843	14.672	88.942	1:58.375	4	90.290	AIR Racing
8	11	Tommy Mountain	ST	Mtz	Yamaha R6 600	5	10:01.575	15.404	88.834	1:57.989	4	90.585	Mountain Motor Vehicles
9	22	Daniel Fuller	ST	Mtz	Kawasaki ZXR 600	5	10:02.340	16.169	88.721	1:58.729	5	90.020	
10	13	Jake Newstead	ST	Mtz	Yamaha R6 600	5	10:07.503	21.332	87.967	1:58.346	4	90.312	Tinklers M/C's
11	66	Piers Hutchins	ST		Triumph 675	5	10:14.037	27.866	87.031	2:01.155	3	88.218	Diablo/HM Racing
12	18	Jordan Simpkin	ST	M	Yamaha R6 600	5	10:16.109	29.938	86.738	2:01.773	4	87.770	Wheelfit/Cougar Leathers
13	171	Ross Ashman	ST		Kawasaki ZXR 600	5	10:20.381	34.210	86.141	2:01.642	5	87.865	Wild & Lye Racing
14	96	Martin Turner	C	Mtz	Yamaha R6 600	5	10:20.413	34.242	86.136	2:01.290	5	88.120	
15	25	Ben Gautrey	ST		Kawasaki ZXR 600	5	10:21.425	35.254	85.996	2:01.686	5	87.833	
16	54	Peter Hay	C	M	Yamaha R6 600	5	10:22.948	36.777	85.786	2:02.538	5	87.222	PH Paintworks
17	34	Matt Cleaver	C	M	Yamaha R6 600	5	10:23.451	37.280	85.717	2:01.986	4	87.617	Go Racing/Michelin
18	79	Scott Hudson	C		Yamaha R6 600	5	10:28.790	42.619	84.989	2:03.433	3	86.590	
19	4	Chris Kent	C	Mtz	Yamaha R6 600	5	10:29.870	43.699	84.843	2:03.049	3	86.860	Mellor Metals Ltd
20	74	Gavin Little	C	P	Yamaha R6 600	5	10:30.328	44.157	84.781	2:03.142	3	86.794	SDC/A2B Transfers.com
21	26	Adam Clarke	C		Yamaha R6 600	5	10:39.631	53.460	83.548	2:04.729	3	85.690	JW Smart/Intabikes
22	40	David Shelvey	SS	P	Suzuki GSXR 600	5	10:39.925	53.754	83.510	2:05.841	2	84.933	Seton Tuning
23	47	Mark Trowell	C	P	Yamaha R6 600	5	10:55.709	1:09.538	81.500	2:08.609	4	83.105	Herring Shoes/Jacasey Racing
24	68	Nathan Dyke	C	Mtz	Yamaha R6 600	5	10:57.220	1:11.049	81.312	2:09.342	4	82.634	
25	38	Steven Keen	C		Yamaha R6 600	5	11:04.186	1:18.015	80.460	2:10.240	4	82.064	PH Paintworks
26	95	Carl Stredder	C	Mtz	Yamaha R6 600	5	11:12.613	1:26.442	79.452	2:11.818	4	81.082	SDC Performance
27	53	Stuart Gill	SS	P	Suzuki GSXR 600	5	11:13.104	1:26.933	79.394	2:11.797	4	81.095	Slipstream Performance
28	147	Sean Chaston	C	Mtz	Yamaha R6 600	5	11:13.122	1:26.951	79.391	2:11.815	4	81.084	Hyside M/C's
29	88	Michael Golden	ST	P	Suzuki GSXR 600	5	11:14.728	1:28.557	79.202	2:12.091	4	80.914	Martin & Company
30	6	Ben Ransom	C		Triumph 675	5	12:01.491	2:15.320	74.069	2:22.248	4	75.137	Barbaras Conversatories
Not classified													
DNF	60	Lewis Wright	ST	M	Yamaha R6 600	4	8:17.590	DNF	85.918	2:01.867	2	87.702	Wheelfit M/C's/Wright Solution
DNF	19	Michael Church	C	M	Yamaha R6 600			DNF	-	-	0	-	
DNF	42	Spencer Casely	C	P	Yamaha R6 600			DNF	-	-	0	-	KSL/Jacasey Racing
DNF	81	Phillip Styles	C	Mtz	Yamaha R6 600			DNF	-	-	0	-	

Margin of Victory	Avg. Speed	Best Lap Tm	Best Spd	Best Lap by
4.298	91.168	1:55.496	92.540	195 - Jimmy Hill

Chief Timekeeper

Orbits

Weather/Track:-Cloudy/Dry



www.mylaps.com

Licensed to: RS Sports Timing



2 - BMCRC - MRO CHAMPIONSHIPS 2011

Lapchart

MRO SUPERSPORT & STOCKSPORT 600

SNETTERTON 300 2.969 Miles

RACE 15

26/03/2011 17:15

Race (5 Laps) started at 17:15:48

Competitors		Laps				
		1	2	3	4	5
Jimmy Hill (195)	1	195	195	195	195	195
Josh Caygill (114)	2	114	37	37	37	37
Max Hunt (37)	3	37	114	114	114	114
Tommy Mountain (11)	4	11	16	16	16	16
Ben Padgett (16)	5	16	71	71	71	71
Jody Lees (71)	6	71	154	154	154	44
Tom Young (154)	7	154	13	44	44	154
Jake Newstead (13)	8	13	44	13	13	11
Ben Grindrod (44)	9	44	11	11	11	22
Daniel Fuller (22)	10	22	22	22	22	13
Jordan Simpkin (18)	11	18	66	66	66	66
Piers Hutchins (66)	12	66	18	18	18	18
Lewis Wright (60)	13	60	60	60	60	171
Martin Turner (96)	14	96	96	171	171	96
Peter Hay (54)	15	54	171	96	96	25
Ben Gautrey (25)	16	25	25	25	25	54
Ross Ashman (171)	17	171	54	54	54	34
Chris Kent (4)	18	4	34	34	34	79
Gavin Little (74)	19	74	79	79	79	4
Matt Cleaver (34)	20	34	74	74	4	74
Scott Hudson (79)	21	79	4	4	74	26
Adam Clarke (26)	22	26	26	26	40	40
David Shelvey (40)	23	40	40	40	26	47
Mark Trowell (47)	24	47	47	47	47	68
Nathan Dyke (68)	25	68	68	68	68	38
Steven Keen (38)	26	38	38	38	38	95
Carl Stredder (95)	27	95	95	53	53	53
Sean Chaston (147)	28	147	53	95	95	147
Michael Golden (88)	29	88	147	147	147	88
Stuart Gill (53)	30	53	88	88	88	6
Ben Ransom (6)	31	6	6	6	6	
-	32					
-	33					
-	34					

Chief Timekeeper

Orbits

Weather/Track:-Cloudy/Dry



www.mylaps.com

Licensed to: RS Sports Timing



2 - BMCRC - MRO CHAMPIONSHIPS 2011

MRO SUPERSPORT & STOCKSPORT 600

SNETTERTON 300 2.969 Miles

RACE 15

26/03/2011 17:15

Race (5 Laps) started at 17:15:48

(195) Jimmy Hill	5	1:58.729	4	2:04.006	+0.573	3	2:12.470	+0.673	
1	(13) Jake Newstead	4	2:04.171	+0.738	4	2:11.797			
2	1				5	2:12.792	+0.995		
3	1	1:59.240	+0.894	(4) Chris Kent					
4	2	1:58.758	+0.412	1		(147) Sean Chaston			
5	3	1:58.346	+7.222	2	2:05.940	+2.891	1		
	4	2:05.568		3	2:03.049	+1.670	2	2:14.667	+2.852
(37) Max Hunt	5			4	2:04.719	+1.120	3	2:12.195	+0.380
1	(66) Piers Hutchins			5	2:04.169		4	2:11.815	
2	1			(74) Gavin Little			5	2:12.076	+0.261
3	2	2:01.717	+0.562	1		(88) Michael Golden			
4	3	2:01.155		2	2:05.261	+2.119	1		
5	4	2:01.323	+0.168	3	2:03.142	+1.656	2	2:15.032	+2.941
(114) Josh Caygill	5	2:01.653	+0.498	4	2:04.798	+1.472	3	2:12.279	+0.188
1	(18) Jordan Simpkin			5	2:04.614		4	2:12.091	
2	1			(26) Adam Clarke			5	2:12.857	+0.766
3	2	2:02.170	+0.397	1		(6) Ben Ransom			
4	3	2:02.030	+0.257	2	2:04.873	+0.144	1		
5	4	2:01.773		3	2:04.729	+5.610	2	2:22.641	+0.393
(16) Ben Padgett	5	2:02.265	+0.492	4	2:10.339	+1.604	3	2:22.733	+0.485
1	(171) Ross Ashman			5	2:06.333		4	2:22.248	
2	1			(40) David Shelvey			5	2:27.043	+4.795
3	2	2:02.734	+1.092	1		(60) Lewis Wright			
4	3	2:02.866	+1.224	2	2:05.841		1		
5	4	2:01.669	+0.027	3	2:06.210	+0.369	2	2:01.867	
(71) Jody Lees	5	2:01.642		4	2:06.171	+0.330	3	2:03.634	+1.767
1	(96) Martin Turner			5	2:06.934	+1.093	4	2:03.503	+1.636
2	1			(47) Mark Trowell					
3	2	2:04.159	+2.869	1		(68) Nathan Dyke			
4	3	2:02.965	+1.675	2	2:10.648	+2.039	1		
5	4	2:02.002	+0.712	3	2:09.696	+1.087	2	2:10.600	+1.258
(44) Ben Grindrod	5	2:01.290		4	2:08.609		3	2:09.582	+0.240
1	(25) Ben Gautrey			5	2:09.247	+0.638	4	2:09.342	
2	1			(88) Nathan Dyke			5	2:09.393	+0.051
3	2	2:03.449	+1.763	1		(38) Steven Keen			
4	3	2:03.097	+1.411	2	2:10.600	+0.883	1		
5	4	2:02.381	+0.695	3	2:09.582	+0.673	2	2:11.123	+0.883
(154) Tom Young	5	2:01.686		4	2:09.342		3	2:10.913	+0.673
1	(54) Peter Hay			5	2:09.393		4	2:10.240	
2	1			(38) Steven Keen			5	2:11.869	+1.629
3	2	2:03.889	+1.351	1		(95) Carl Stredder			
4	3	2:03.259	+0.721	2	2:11.123	+0.883	1		
5	4	2:02.669	+0.131	3	2:10.913	+0.673	2	2:13.709	+1.891
(11) Tommy Mountain	5	2:02.538		4	2:10.240		3	2:13.062	+1.244
1	(34) Matt Cleaver			5	2:11.869	+1.629	4	2:11.818	
2	1			(53) Stuart Gill			5	2:12.067	+0.249
3	2	2:03.230	+1.244	1		(95) Carl Stredder			
4	3	2:02.764	+0.778	2	2:13.709	+1.891	1		
5	4	2:01.986	+0.804	3	2:13.062	+1.244	2	2:13.062	+1.244
(22) Daniel Fuller	5	2:02.790		4	2:11.818		3	2:11.818	
1	(79) Scott Hudson			5	2:12.067	+0.249	4	2:11.818	
2	1			(53) Stuart Gill			5	2:12.067	+0.249
3	2	2:04.087	+0.654	1		(95) Carl Stredder			
4	3	2:03.433		2	2:12.738	+0.941	1		

Chief Timekeeper

Orbits

Weather/Track:-Cloudy/Dry



www.mylaps.com

Licensed to: RS Sports Timing



2 - BMCRC - MRO CHAMPIONSHIPS 2011

Sorted on Laps

MRO SUPERSPORT & STOCKSPORT 600

SNETTERTON 300 2.969 Miles

RACE 8

27/03/2011 12:56

Race (8 Laps) started at 12:56:28

Pos	No.	Name	C	T	Bike	Laps	Total Tm	Diff	Avg. Speed	Best Tm Lap	Lap Speed	Sponsor	
1	195	Jimmy Hill	SS	P	Triumph 675	8	15:33.438		91.601	1:54.679	5	93.200	MAP Triumph
2	114	Josh Caygill	SS	P	Triumph 675	8	15:41.051	7.613	90.860	1:56.034	3	92.111	MAP Triumph
3	16	Ben Padgett	SS	P	Honda CBR 600	8	15:41.457	8.019	90.821	1:56.633	4	91.638	Padgetts
4	22	Daniel Fuller	ST	Mtz	Kawasaki ZXR 600	8	15:52.123	18.685	89.804	1:58.089	3	90.508	
5	71	Jody Lees	SS	P	Triumph 675	8	15:53.767	20.329	89.649	1:57.698	6	90.809	Midland VW
6	11	Tommy Mountain	ST	Mtz	Yamaha R6 600	8	16:03.905	30.467	88.706	1:58.964	3	89.843	Mountain Motor Vehicles
7	171	Ross Ashman	ST		Kawasaki ZXR 600	8	16:06.309	32.871	88.485	1:59.133	6	89.715	Wild & Lye Racing
8	18	Jordan Simpkin	ST	M	Yamaha R6 600	8	16:07.581	34.143	88.369	1:59.587	2	89.375	Wheelfit/Cougar Leathers
9	66	Piers Hutchins	ST		Triumph 675	8	16:10.263	36.825	88.125	1:59.980	5	89.082	Diablo/HM Racing
10	60	Lewis Wright	ST	M	Yamaha R6 600	8	16:16.321	42.883	87.578	2:00.372	5	88.792	Wheelfit M/C's/Wright Solution
11	25	Ben Gautrey	ST		Kawasaki ZXR 600	8	16:16.639	43.201	87.549	2:00.489	2	88.706	
12	96	Martin Turner	C	Mtz	Yamaha R6 600	8	16:22.177	48.739	87.056	2:00.408	7	88.765	
13	79	Scott Hudson	C		Yamaha R6 600	8	16:27.646	54.208	86.574	2:01.018	8	88.318	
14	54	Peter Hay	C	M	Yamaha R6 600	8	16:28.985	55.547	86.457	2:01.788	6	87.759	PH Paintworks
15	34	Matt Cleaver	C	M	Yamaha R6 600	8	16:32.765	59.327	86.127	2:02.207	8	87.458	Go Racing/Michelin
16	4	Chris Kent	C	Mtz	Yamaha R6 600	8	16:32.818	59.380	86.123	2:01.473	8	87.987	Mellor Metals Ltd
17	26	Adam Clarke	C		Yamaha R6 600	8	16:39.815	1:06.377	85.520	2:02.771	8	87.057	JW Smart/Intabikes
18	40	David Shelvey	SS	P	Suzuki GSXR 600	8	16:40.000	1:06.562	85.504	2:02.655	7	87.139	Seton Tuning
19	74	Gavin Little	C	P	Yamaha R6 600	8	16:40.351	1:06.913	85.474	2:01.606	8	87.891	SDC/A2B Transfers.com
20	19	Michael Church	C	M	Yamaha R6 600	8	16:49.267	1:15.829	84.719	2:04.473	5	85.866	
21	47	Mark Trowell	C	P	Yamaha R6 600	8	17:00.443	1:27.005	83.791	2:05.489	7	85.171	Herring Shoes/Jacasey Racing
22	68	Nathan Dyke	C	Mtz	Yamaha R6 600	8	17:02.025	1:28.587	83.662	2:05.748	7	84.996	
23	95	Carl Stredder	C	Mtz	Yamaha R6 600	8	17:02.995	1:29.557	83.582	2:05.678	6	85.043	SDC Performance
24	38	Steven Keen	C		Yamaha R6 600	8	17:07.640	1:34.202	83.204	2:05.942	4	84.865	PH Paintworks
25	81	Phillip Styles	C	Mtz	Yamaha R6 600	8	17:24.023	1:50.585	81.899	2:08.019	5	83.488	
26	147	Sean Chaston	C	Mtz	Yamaha R6 600	8	17:34.076	2:00.638	81.118	2:09.627	6	82.452	Hyside M/C's
27	53	Stuart Gill	SS	P	Suzuki GSXR 600	8	17:35.616	2:02.178	80.999	2:08.927	4	82.900	Slipstream Performance
28	6	Ben Ransom	C		Triumph 675	7	16:10.337	1 Lap	77.103	2:15.905	2	78.643	Barbaras Conversatories
Not classified													
DNF	8	Daniel Hegarty	?			5	10:12.439	DNF	87.258	1:59.699	4	89.291	
DNF	88	Michael Golden	ST	P	Suzuki GSXR 600	4	9:00.076	DNF	79.159	2:12.341	2	80.761	Martin & Company
DNF	37	Max Hunt	SS		Honda CBR 600	3	5:53.860	DNF	90.612	1:55.795	2	92.301	Race Lab
DNF	13	Jake Newstead	ST	Mtz	Yamaha R6 600			DNF	-	-	0	-	Tinklers M/C's

Margin of Victory	Avg. Speed	Best Lap Tm	Best Spd	Best Lap by
7.613	91.601	1:54.679	93.200	195 - Jimmy Hill

Chief Timekeeper

Orbits

Weather/Track:-Cloudy/Dry



www.mylaps.com

Licensed to: RS Sports Timing



2 - BMCRC - MRO CHAMPIONSHIPS 2011

Lapchart

MRO SUPERSPORT & STOCKSPORT 600

SNETTERTON 300 2.969 Miles

RACE 8

27/03/2011 12:56

Race (8 Laps) started at 12:56:28

Competitors	Laps							
	1	2	3	4	5	6	7	8
Jimmy Hill (195)	1	195	195	195	195	195	195	195
Max Hunt (37)	2	37	37	37	16	16	16	114
Josh Caygill (114)	3	114	16	16	114	114	114	16
Ben Padgett (16)	4	16	114	114	22	22	22	22
Daniel Fuller (22)	5	22	22	22	71	71	71	71
Tommy Mountain (11)	6	11	71	71	11	11	11	11
Jordan Simpkin (18)	7	18	11	11	18	18	18	171
Jody Lees (71)	8	71	18	18	66	66	171	18
Ben Gautrey (25)	9	25	25	66	171	171	66	66
Piers Hutchins (66)	10	66	66	171	25	60	60	60
Ross Ashman (171)	11	171	171	25	60	8	25	25
Lewis Wright (60)	12	60	60	60	8	25	96	96
Adam Clarke (26)	13	26	8	8	96	96	79	79
Daniel Hegarty (8)	14	8	96	96	54	79	54	54
Martin Turner (96)	15	96	26	54	79	54	34	34
Scott Hudson (79)	16	79	54	79	4	4	4	4
Peter Hay (54)	17	54	4	4	26	34	26	26
Chris Kent (4)	18	4	79	26	34	40	40	40
Matt Cleaver (34)	19	34	34	34	40	26	74	74
David Shelvey (40)	20	40	40	40	74	74	19	19
Michael Church (19)	21	19	19	74	19	19	47	47
Mark Trowell (47)	22	47	74	19	47	47	68	68
Gavin Little (74)	23	74	47	47	68	68	95	95
Nathan Dyke (68)	24	68	68	68	95	95	38	38
Carl Stredder (95)	25	95	95	95	38	38	81	81
Steven Keen (38)	26	38	38	38	81	81	53	147
Michael Golden (88)	27	88	147	81	53	53	147	53
Sean Chaston (147)	28	147	88	147	147	6	6	
Phillip Styles (81)	29	81	81	53	88	6		
Stuart Gill (53)	30	53	53	88	6			
Ben Ransom (6)	31	6	6	6				
-	32							

Chief Timekeeper

Orbits

Weather/Track:-Cloudy/Dry



www.mylaps.com

Licensed to: RS Sports Timing



2 - BMCRC - MRO CHAMPIONSHIPS 2011

MRO SUPERSPORT & STOCKSPORT 600

SNETTERTON 300 2.969 Miles

RACE 8

27/03/2011 12:56

Race (8 Laps) started at 12:56:28

<u>(195) Jimmy Hill</u>			1	3	2:02.073	+1.055	5	2:04.499	+2.893	7	2:08.975	+0.956			
1			2	4	2:02.480	+1.462	6	2:02.871	+1.265	8	2:08.173	+0.154			
2	1:56.315	+1.636	3	5	2:02.418	+1.400	7	2:02.725	+1.119	<u>(147) Sean Chaston</u>					
3	1:55.643	+0.964	4	6	2:01.618	+0.600	8	2:01.606		1					
4	1:55.724	+1.045	5	7	2:02.566	+1.548	<u>(19) Michael Church</u>			2	2:11.022	+1.395			
5	1:54.679		6	8	2:01.018		1			3	2:11.432	+1.805			
6	1:55.762	+1.083	7	<u>(54) Peter Hay</u>			2	2:04.926	+0.453	4	2:10.442	+0.815			
7	1:56.920	+2.241	8	1			3	2:05.176	+0.703	5	2:10.664	+1.037			
8	1:57.925	+3.246	<u>(18) Jordan Simpkin</u>			2	2:02.634	+0.846	4	2:05.101	+0.628	6	2:09.627		
<u>(114) Josh Caygill</u>			1	3	2:02.768	+0.980	5	2:04.473		7	2:10.178	+0.551			
1			2	4	2:02.441	+0.653	6	2:04.972	+0.499	8	2:10.633	+1.006			
2	1:58.379	+2.345	3	5	2:02.755	+0.967	7	2:05.479	+1.006	<u>(53) Stuart Gill</u>					
3	1:56.034		4	6	2:01.788		8	2:05.180	+0.707	1					
4	1:57.430	+1.396	5	7	2:02.573	+0.785	<u>(47) Mark Trowell</u>			2	2:10.580	+1.653			
5	1:56.526	+0.492	6	8	2:02.151	+0.363	1			3	2:09.772	+0.845			
6	1:56.862	+0.828	<u>(66) Piers Hutchins</u>			2	2:03.097	+0.890	2	2:07.216	+1.727	4	2:08.927		
7	1:57.240	+1.206	1	3	2:03.415	+1.208	3	2:06.782	+1.293	4	2:07.116	+1.627	5	2:10.868	+1.941
8	1:56.382	+0.348	2	4	2:04.440	+2.233	4	2:07.116	+1.627	5	2:06.109	+0.620	6	2:10.044	+1.117
<u>(16) Ben Padgett</u>			3	5	2:02.251	+0.044	6	2:06.154	+0.665	7	2:05.489		7	2:12.289	+3.362
1			6	7	2:02.259	+0.052	8	2:05.777	+0.288	8	2:10.240	+1.313	<u>(6) Ben Ransom</u>		
2	1:56.949	+0.316	7	8	2:02.207	+0.247	<u>(68) Nathan Dyke</u>			1			2	2:15.905	
3	1:56.655	+0.022	<u>(4) Chris Kent</u>			1			2	2:06.575	+0.827	3	2:18.814	+2.909	
4	1:56.633		1	2	2:02.734	+1.261	3	2:07.175	+1.427	4	2:07.170	+1.422	4	2:17.936	+2.031
5	1:57.339	+0.706	2	3	2:03.872	+2.399	4	2:07.170	+1.422	5	2:05.934	+0.186	5	2:17.308	+1.403
6	1:57.026	+0.393	3	4	2:02.445	+0.972	5	2:06.043	+0.295	6	2:06.043	+0.295	6	2:17.783	+1.878
7	1:57.424	+0.791	4	5	2:03.763	+2.290	6	2:05.748		7	2:05.748		7	2:16.666	+0.761
8	1:56.796	+0.163	5	6	2:04.225	+2.752	7	2:05.748		8	2:06.502	+0.754	<u>(8) Daniel Hegarty</u>		
<u>(22) Daniel Fuller</u>			6	7	2:02.335	+0.862	<u>(95) Carl Stredder</u>			1			1		
1			8	8	2:01.473		1			2	2:06.869	+1.191	2	2:01.238	+1.539
2	1:58.204	+0.115	<u>(26) Adam Clarke</u>			1			3	2:06.516	+0.838	3	2:00.471	+0.772	
3	1:58.089		1	2	2:04.106	+1.335	2	2:06.709	+1.031	4	2:06.709	+1.031	4	1:59.699	
4	1:58.112	+0.023	2	3	2:04.518	+1.747	3	2:06.709	+1.031	5	2:07.783	+2.105	5	2:00.325	+0.626
5	1:58.352	+0.263	3	4	2:04.407	+1.636	4	2:06.709	+1.031	6	2:05.678		<u>(88) Michael Golden</u>		
6	1:58.559	+0.470	4	5	2:04.023	+1.252	5	2:07.783	+2.105	7	2:05.707	+0.029	1		
7	1:58.396	+0.307	5	6	2:05.276	+2.505	6	2:05.678		8	2:05.699	+0.021	2	2:12.341	
8	1:58.262	+0.173	6	7	2:04.315	+1.544	7	2:05.707	+0.029	<u>(37) Max Hunt</u>			3	2:12.411	+0.070
<u>(71) Jody Lees</u>			7	8	2:02.771		<u>(38) Steven Keen</u>			1			4	2:15.752	+3.411
1			<u>(40) David Shelvey</u>			1			2	2:07.469	+1.527	5	2:00.325	+0.626	
2	1:58.844	+1.146	1	2	2:03.026	+0.371	2	2:07.469	+1.527	3	2:06.326	+0.384	8	2:06.666	+0.761
3	1:58.219	+0.521	2	3	2:03.182	+0.527	3	2:06.326	+0.384	4	2:05.942		1		
4	1:58.480	+0.782	3	4	2:04.289	+1.634	4	2:05.942		5	2:07.905	+1.963	2	2:12.341	
5	1:57.903	+0.205	4	5	2:02.816	+0.161	5	2:07.905	+1.963	6	2:06.725	+0.783	3	2:12.411	+0.070
6	1:57.698		5	6	2:07.931	+5.276	6	2:06.725	+0.783	7	2:07.006	+1.064	4	2:15.752	+3.411
7	1:58.047	+0.349	6	7	2:02.655		7	2:07.006	+1.064	8	2:07.306	+1.364	<u>(81) Phillip Styles</u>		
8	1:58.674	+0.976	7	8	2:02.745	+0.090	<u>(81) Phillip Styles</u>			1			1		
<u>(11) Tommy Mountain</u>			<u>(96) Martin Turner</u>			1			2	2:07.469	+1.527	2	2:10.084	+2.065	
1			1	2	2:03.026	+0.371	2	2:07.469	+1.527	3	2:09.391	+1.372	3	2:08.455	+0.436
2	2:00.058	+1.094	2	3	2:03.182	+0.527	3	2:06.326	+0.384	4	2:08.455	+0.436	5	2:08.019	
3	1:58.964		3	4	2:04.289	+1.634	4	2:05.942		6	2:08.686	+0.667	6	2:08.686	+0.667
4	1:59.291	+0.327	4	5	2:02.816	+0.161	5	2:07.905	+1.963	7					
5	2:00.043	+1.079	5	6	2:07.931	+5.276	6	2:06.725	+0.783	8					
6	1:59.967	+1.003	6	7	2:02.655		7	2:07.006	+1.064						
7	1:59.505	+0.541	7	8	2:02.745	+0.090	8	2:07.306	+1.364						
8	2:01.296	+2.332	<u>(79) Scott Hudson</u>			1									
<u>(171) Ross Ashman</u>			1	2	2:03.675	+2.069									
			2	3	2:02.634	+1.028									
			3	4	2:05.512	+3.906									

Chief Timekeeper

Orbits

Weather/Track:-Cloudy/Dry



www.mylaps.com

Licensed to: RS Sports Timing



2 - BMCRC - MRO CHAMPIONSHIPS 2011

Sorted on Laps

MRO SUPERSPORT & STOCKSPORT 600

SNETTERTON 300 2.969 Miles

RACE 17

27/03/2011 17:34

Race (9 Laps) started at 17:34:41

Pos	No.	Name	C	T	Bike	Laps	Total Tm	Diff	Avg. Speed	Best Tm Lap	Lap Speed	Sponsor	
1	195	Jimmy Hill	SS	P	Triumph 675	9	17:34.467		91.224	1:55.398	5	92.619	MAP Triumph
2	114	Josh Caygill	SS	P	Triumph 675	9	17:41.003	6.536	90.662	1:56.504	2	91.740	MAP Triumph
3	22	Daniel Fuller	ST	Mtz	Kawasaki ZXR 600	9	17:44.478	10.011	90.366	1:57.044	2	91.316	
4	71	Jody Lees	SS	P	Triumph 675	9	17:47.570	13.103	90.104	1:57.296	9	91.120	Midland VW
5	13	Jake Newstead	ST	Mtz	Yamaha R6 600	9	17:48.043	13.576	90.064	1:57.544	6	90.928	Tinklers M/C's
6	11	Tommy Mountain	ST	Mtz	Yamaha R6 600	9	18:00.139	25.672	89.055	1:57.899	2	90.654	Mountain Motor Vehicles
7	66	Piers Hutchins	ST		Triumph 675	9	18:07.468	33.001	88.455	1:59.902	2	89.140	Diablo/HM Racing
8	18	Jordan Simpkin	ST	M	Yamaha R6 600	9	18:08.991	34.524	88.332	1:59.732	8	89.266	Wheelfit/Cougar Leathers
9	8	Daniel Hegarty	?			9	18:09.071	34.604	88.325	1:58.919	7	89.877	
10	25	Ben Gautrey	ST		Kawasaki ZXR 600	9	18:10.081	35.614	88.243	1:59.289	8	89.598	
11	74	Gavin Little	C	P	Yamaha R6 600	9	18:24.496	50.029	87.092	2:00.743	5	88.519	SDC/A2B Transfers.com
12	60	Lewis Wright	ST	M	Yamaha R6 600	9	18:25.360	50.893	87.024	2:00.630	9	88.602	Wheelfit M/C's/Wright Solution
13	79	Scott Hudson	C		Yamaha R6 600	9	18:27.832	53.365	86.829	2:01.126	4	88.239	
14	96	Martin Turner	C	Mtz	Yamaha R6 600	9	18:30.549	56.082	86.617	2:01.298	5	88.114	
15	4	Chris Kent	C	Mtz	Yamaha R6 600	9	18:35.507	1:01.040	86.232	2:01.806	3	87.746	Mellor Metals Ltd
16	40	David Shelvey	SS	P	Suzuki GSXR 600	9	18:35.615	1:01.148	86.224	2:02.221	8	87.448	Seton Tuning
17	34	Matt Cleaver	C	M	Yamaha R6 600	9	18:36.696	1:02.229	86.140	2:01.683	4	87.835	Go Racing/Michelin
18	54	Peter Hay	C	M	Yamaha R6 600	9	18:40.749	1:06.282	85.829	2:02.446	8	87.288	PH Paintworks
19	26	Adam Clarke	C		Yamaha R6 600	9	18:41.576	1:07.109	85.765	2:02.828	9	87.016	JW Smart/Intabikes
20	19	Michael Church	C	M	Yamaha R6 600	9	19:05.948	1:31.481	83.941	2:05.976	5	84.842	
21	47	Mark Trowell	C	P	Yamaha R6 600	9	19:13.066	1:38.599	83.423	2:06.413	6	84.549	Herring Shoes/Jacasey Racing
22	95	Carl Stredder	C	Mtz	Yamaha R6 600	9	19:21.891	1:47.424	82.789	2:06.744	9	84.328	SDC Performance
23	68	Nathan Dyke	C	Mtz	Yamaha R6 600	9	19:22.479	1:48.012	82.748	2:07.027	8	84.140	
24	38	Steven Keen	C		Yamaha R6 600	9	19:23.391	1:48.924	82.683	2:07.209	9	84.020	PH Paintworks
25	81	Phillip Styles	C	Mtz	Yamaha R6 600	9	19:42.640	2:08.173	81.337	2:08.026	8	83.483	
26	53	Stuart Gill	SS	P	Suzuki GSXR 600	8	17:47.806	1 Lap	80.075	2:11.287	2	81.410	Slipstream Performance
27	88	Michael Golden	ST	P	Suzuki GSXR 600	8	18:01.256	1 Lap	79.079	2:12.161	4	80.871	Martin & Company
28	6	Ben Ransom	C		Triumph 675	8	18:22.941	1 Lap	77.524	2:15.921	2	78.634	Barbaras Conversatories
Not classified													
DNF	16	Ben Padgett	SS	P	Honda CBR 600	6	11:50.235	DNF	90.292	1:55.993	4	92.144	Padgetts
DNF	147	Sean Chaston	C	Mtz	Yamaha R6 600	4	8:52.300	DNF	80.316	2:10.076	4	82.168	Hyside M/C's
DNF	171	Ross Ashman	ST		Kawasaki ZXR 600	3	6:08.645	DNF	86.978	2:00.054	3	89.027	Wild & Lye Racing

Margin of Victory	Avg. Speed	Best Lap Tm	Best Spd	Best Lap by
6.536	91.224	1:55.398	92.619	195 - Jimmy Hill

Chief Timekeeper

Orbits

Weather/Track:-Cloudy/Dry



www.mylaps.com

Licensed to: RS Sports Timing



2 - BMCRC - MRO CHAMPIONSHIPS 2011

Lapchart

MRO SUPERSPORT & STOCKSPORT 600

SNETTERTON 300 2.969 Miles

RACE 17

27/03/2011 17:34

Race (9 Laps) started at 17:34:41

Competitors	Laps								
	1	2	3	4	5	6	7	8	9
Jimmy Hill (195)	1	195	195	195	195	195	195	195	195
Ben Padgett (16)	2	16	16	16	16	16	114	114	114
Daniel Fuller (22)	3	22	22	22	114	114	22	22	22
Josh Caygill (114)	4	114	114	114	22	22	16	71	13
Jody Lees (71)	5	71	71	71	71	71	71	13	71
Tommy Mountain (11)	6	11	11	11	11	13	13	11	11
Jake Newstead (13)	7	13	13	13	13	11	11	66	66
Jordan Simpkin (18)	8	18	66	66	66	66	66	18	18
Piers Hutchins (66)	9	66	18	18	18	18	8	8	8
Ben Gautrey (25)	10	25	171	171	25	25	25	25	25
Ross Ashman (171)	11	171	25	25	8	8	8	74	74
Lewis Wright (60)	12	60	60	8	74	74	74	60	60
Martin Turner (96)	13	96	74	60	60	79	79	79	79
Gavin Little (74)	14	74	8	74	79	60	60	96	96
Daniel Hegarty (8)	15	8	96	79	96	96	96	4	4
David Shelvey (40)	16	40	79	96	34	34	4	34	40
Adam Clarke (26)	17	26	40	34	40	4	34	40	34
Scott Hudson (79)	18	79	34	40	4	40	40	26	54
Matt Cleaver (34)	19	34	4	4	26	26	26	54	26
Peter Hay (54)	20	54	26	54	54	54	19	19	19
Chris Kent (4)	21	4	54	26	19	19	19	47	47
Michael Church (19)	22	19	19	19	47	47	47	95	68
Mark Trowell (47)	23	47	47	47	95	95	68	68	95
Steven Keen (38)	24	38	38	38	38	68	95	38	38
Carl Stredder (95)	25	95	95	95	68	38	38	81	81
Nathan Dyke (68)	26	68	68	68	147	81	81	53	53
Sean Chaston (147)	27	147	147	147	81	53	53	88	88
Phillip Styles (81)	28	81	81	81	53	88	88	6	6
Michael Golden (88)	29	88	53	53	88	6	6		
Stuart Gill (53)	30	53	88	88	6				
Ben Ransom (6)	31	6	6	6					

Chief Timekeeper

Orbits

Weather/Track:-Cloudy/Dry



www.mylaps.com

Licensed to: RS Sports Timing



2 - BMCRC - MRO CHAMPIONSHIPS 2011

MRO SUPERSPORT & STOCKSPORT 600

SNETTERTON 300 2.969 Miles

RACE 17

27/03/2011 17:34

Race (9 Laps) started at 17:34:41

<u>(195) Jimmy Hill</u>			6	1:59.116	+1.217	2	2:02.093	+1.463	9	2:03.325	+1.642	5	2:07.394	+0.367
1			7	2:00.363	+2.464	3	2:02.914	+2.284				6	2:07.756	+0.729
2	1:55.514	+0.116	8	2:00.525	+2.626	4	2:02.506	+1.876	<u>(54) Peter Hay</u>			7	2:07.869	+0.842
3	1:56.031	+0.633	9	2:02.192	+4.293	5	2:02.415	+1.785	1			8	2:07.027	
4	1:55.795	+0.397	<u>(66) Piers Hutchins</u>			6	2:01.729	+1.099	2	2:04.412	+1.966	9	2:07.340	+0.313
5	1:55.398		1			7	2:01.467	+0.837	3	2:03.790	+1.344	<u>(38) Steven Keen</u>		
6	1:56.800	+1.402	2	1:59.902		8	2:02.601	+1.971	4	2:03.919	+1.473	1		
7	1:57.667	+2.269	3	2:00.318	+0.416	9	2:00.630		5	2:03.485	+1.039	2	2:08.296	+1.087
8	1:56.771	+1.373	4	2:00.164	+0.262	<u>(79) Scott Hudson</u>			6	2:03.833	+1.387	3	2:09.356	+2.147
9	1:59.788	+4.390	5	1:59.940	+0.038	1			7	2:03.515	+1.069	4	2:08.854	+1.645
<u>(114) Josh Caygill</u>			6	2:00.095	+0.193	2	2:01.754	+0.628	8	2:02.446		5	2:08.426	+1.217
1			7	1:59.951	+0.049	3	2:01.861	+0.735	9	2:02.532	+0.086	6	2:07.898	+0.689
2	1:56.504		8	2:00.021	+0.119	4	2:01.126		<u>(26) Adam Clarke</u>			7	2:08.307	+1.098
3	1:57.139	+0.635	9	2:00.134	+0.232	5	2:01.190	+0.064	1			8	2:07.334	+0.125
4	1:56.608	+0.104	<u>(18) Jordan Simpkin</u>			6	2:01.870	+0.744	2	2:04.886	+2.058	9	2:07.209	
5	1:56.699	+0.195	1			7	2:02.079	+0.953	3	2:04.134	+1.306	<u>(81) Phillip Styles</u>		
6	1:57.880	+1.376	2	2:00.653	+0.921	8	2:02.569	+1.443	4	2:03.180	+0.352	1		
7	1:58.096	+1.592	3	2:00.540	+0.808	9	2:02.812	+1.686	5	2:03.851	+1.023	2	2:10.934	+2.908
8	1:57.370	+0.866	4	2:00.159	+0.427	<u>(96) Martin Turner</u>			6	2:03.858	+1.030	3	2:11.468	+3.442
9	1:57.658	+1.154	5	2:00.269	+0.537	1			7	2:03.492	+0.664	4	2:10.043	+2.017
<u>(22) Daniel Fuller</u>			6	2:00.228	+0.496	2	2:03.075	+1.777	8	2:03.037	+0.209	5	2:11.990	+3.964
1			7	2:00.495	+0.763	3	2:02.907	+1.609	9	2:02.828		6	2:10.387	+2.361
2	1:57.044		8	1:59.732		4	2:02.485	+1.187	<u>(19) Michael Church</u>			7	2:09.943	+1.917
3	1:57.405	+0.361	9	2:00.053	+0.321	5	2:01.298		1			8	2:08.026	
4	1:57.048	+0.004	<u>(8) Daniel Hegarty</u>			6	2:01.807	+0.509	2	2:06.447	+0.471	9	2:09.392	+1.366
5	1:57.136	+0.092	1			7	2:03.041	+1.743	3	2:06.375	+0.399	<u>(53) Stuart Gill</u>		
6	1:57.738	+0.694	2	2:01.487	+2.568	8	2:02.210	+0.912	4	2:06.320	+0.344	1		
7	1:58.185	+1.141	3	1:59.800	+0.881	9	2:03.110	+1.812	5	2:05.976		2	2:11.287	
8	1:58.812	+1.768	4	1:59.688	+0.769	<u>(4) Chris Kent</u>			6	2:06.559	+0.583	3	2:12.795	+1.508
9	1:58.934	+1.890	5	1:59.478	+0.559	1			7	2:07.016	+1.040	4	2:11.754	+0.467
<u>(71) Jody Lees</u>			6	1:59.235	+0.316	2	2:04.041	+2.235	8	2:06.760	+0.784	5	2:11.391	+0.104
1			7	1:58.919		3	2:01.806		9	2:06.614	+0.638	6	2:11.663	+0.376
2	1:57.878	+0.582	8	1:59.222	+0.303	4	2:02.089	+0.283	<u>(47) Mark Trowell</u>			7	2:11.820	+0.533
3	1:57.636	+0.340	9	1:59.772	+0.853	5	2:02.510	+0.704	1			8	2:13.877	+2.590
4	1:58.063	+0.767	<u>(25) Ben Gautrey</u>			6	2:02.262	+0.456	2	2:07.138	+0.725	<u>(88) Michael Golden</u>		
5	1:58.421	+1.125	1			7	2:03.190	+1.384	3	2:07.329	+0.916	1		
6	1:57.645	+0.349	2	2:01.133	+1.844	8	2:02.614	+0.808	4	2:06.988	+0.575	2	2:13.351	+1.190
7	1:57.942	+0.646	3	2:00.849	+1.560	9	2:04.098	+2.292	5	2:07.771	+1.358	3	2:12.554	+0.393
8	1:58.664	+1.368	4	2:00.859	+1.570	<u>(40) David Shelvey</u>			6	2:06.413		4	2:12.161	
9	1:57.296		5	2:00.580	+1.291	1			7	2:07.150	+0.737	5	2:15.026	+2.865
<u>(13) Jake Newstead</u>			6	1:59.764	+0.475	2	2:03.335	+1.114	8	2:06.813	+0.400	6	2:17.481	+5.320
1			7	2:00.372	+1.083	3	2:03.166	+0.945	9	2:06.750	+0.337	7	2:15.522	+3.361
2	1:57.732	+0.188	8	1:59.289		4	2:02.296	+0.075	<u>(95) Carl Stredder</u>			8	2:13.682	+1.521
3	1:58.129	+0.585	9	1:59.757	+0.468	5	2:02.552	+0.331	1			<u>(6) Ben Ransom</u>		
4	1:57.800	+0.256	<u>(74) Gavin Little</u>			6	2:03.101	+0.880	2	2:08.955	+2.211	1		
5	1:57.585	+0.041	1			7	2:03.217	+0.996	3	2:08.770	+2.026	2	2:15.921	
6	1:57.544		2	2:01.906	+1.163	8	2:02.221		4	2:07.913	+1.169	3	2:16.048	+0.127
7	1:57.866	+0.322	3	2:01.251	+0.508	9	2:03.722	+1.501	5	2:08.089	+1.345	4	2:16.166	+0.245
8	1:57.703	+0.159	4	2:01.121	+0.378	<u>(34) Matt Cleaver</u>			6	2:08.523	+1.779	5	2:17.218	+1.297
9	1:58.279	+0.735	5	2:00.743		1			7	2:06.986	+0.242	6	2:17.130	+1.209
<u>(11) Tommy Mountain</u>			6	2:01.787	+1.044	2	2:02.845	+1.162	8	2:07.837	+1.093	7	2:16.406	+0.485
1			7	2:01.408	+0.665	3	2:02.289	+0.606	9	2:06.744		8	2:19.884	+3.963
2	1:57.899		8	2:03.418	+2.675	4	2:01.683		<u>(68) Nathan Dyke</u>			<u>(16) Ben Padgett</u>		
3	1:57.943	+0.044	9	2:01.894	+1.151	5	2:02.915	+1.232	1			1		
4	1:58.097	+0.198	<u>(60) Lewis Wright</u>			6	2:03.613	+1.930	2	2:08.101	+1.074	2	1:56.682	+0.689
5	1:59.051	+1.152	1			7	2:03.123	+1.440	3	2:08.599	+1.572	3	1:56.552	+0.559
						8	2:04.206	+2.523	4	2:08.529	+1.502			

Chief Timekeeper

Orbits

Weather/Track:-Cloudy/Dry



www.mylaps.com

Licensed to: RS Sports Timing



2 - BMCRC - MRO CHAMPIONSHIPS 2011

MRO SUPERSPORT & STOCKSPORT 600

SNETTERTON 300 2.969 Miles

RACE 17

27/03/2011 17:34

Race (9 Laps) started at 17:34:41

4	1:55.993	
5	1:56.395	+0.402
6	2:03.036	+7.043

(147) Sean Chaston

1		
2	2:11.119	+1.043
3	2:11.144	+1.068
4	2:10.076	

(171) Ross Ashman

1		
2	2:00.644	+0.590
3	2:00.054	

Chief Timekeeper

Orbits

Weather/Track:-Cloudy/Dry



www.mylaps.com

Licensed to: RS Sports Timing

Printed: 27/03/2011 17:59:05

Page 2/2



BMCRC – MRO Championships 2011

26th & 27th March 2011

Snetterton 300

Thunderbike UK & Rookie Minitwins



Results by RS Sports Timing



2 - BMCRC - MRO CHAMPIONSHIPS 2011

Sorted on Best Lap time

THUNDERBIKE UK & ROOKIE MINITWINS

SNETTERTON 300 2.969 Miles

QUALIFYING

26/03/2011 11:11

Qualifying started at 11:11:46

Pos	No.	Name	C	Bike	Best Tm	Diff	Lap Speed	In Lap	Laps	Sponsor
1	29	Mark Lister		Ducati 749	2:03.130		86.803	5	7	LCS
2	26	Kevin Smith	RTB	Triumph 955	2:08.188	5.058	83.378	7	7	
3	87	Robert Eyre		Honda CBR 600	2:08.564	5.434	83.134	7	7	
4	16	Aaron Ridewood		Ducati 916	2:09.208	6.078	82.720	7	7	Brown Tool Hire
5	20	Adam Nelson		Ducati 916	2:09.712	6.582	82.398	7	7	
6	11	Steve Palmer		Kawasaki ZXR 400	2:09.738	6.608	82.382	6	6	ravenperformace.net
7	88	Tony Rand		Suzuki SV 650	2:10.238	7.108	82.065	6	7	Randy Racing
8	63	James White		Ducati 749	2:10.679	7.549	81.789	7	7	Louigi Moto
9	61	Oliver Fooks		Ducati 749	2:11.988	8.858	80.977	7	7	
10	22	Dave Harvie		Honda CBR 600	2:12.110	8.980	80.903	3	4	SW Roofing Solutions
11	173	Sarah Jordan		Ducati 748	2:12.447	9.317	80.697	5	5	Steve Jordan M/C's
12	6	Martin Cooper			2:12.966	9.836	80.382	5	5	Cinque Ports Lettings
13	187	Simon Schug	RMT	Suzuki SV 650	2:13.571	10.441	80.018	5	6	MAK Fencing
14	4	Harry Cole		Ducati 748	2:13.893	10.763	79.825	4	7	Respro (UK) Ltd
15	8	Kevin Van De Worp		Honda VTR	2:14.905	11.775	79.226	7	7	
16	93	Garry Lawrence		Suzuki SV 650	2:15.184	12.054	79.063	7	7	Country Properties
17	3	Mike Parry		Ducati R 748	2:15.241	12.111	79.030	6	7	Louigi Moto
18	64	Ashley Buxton	RMT	Suzuki SV 650	2:15.615	12.485	78.812	6	7	
19	43	Colin Walkey		Kawasaki ZXR 750	2:15.921	12.791	78.634	7	7	
20	83	Rick Windas		Ducati R 748	2:16.294	13.164	78.419	7	7	
21	9	Gerhard Quinn		Kawasaki ZXR 400	2:17.151	14.021	77.929	2	2	
22	17	David Wass	RTB	Honda VTR 1000	2:17.292	14.162	77.849	3	4	Everest M/Cycles/ACE
23	66	Joe Carnell		Suzuki SV 650	2:18.226	15.096	77.323	6	7	HM Racing
24	92	Matt Jackson	RMT	Suzuki SV 650	2:20.685	17.555	75.971	4	6	
25	60	John Hall		Suzuki SV 650	2:20.830	17.700	75.893	3	4	Steve Jordan M/C's
26	58	Michael Simmons	RTB	Yamaha TRX 850	2:21.112	17.982	75.742	6	7	
27	69	Mark Walkey		Kawasaki ZXR 750	2:22.025	18.895	75.255	6	6	
28	49	Robert Bean		Suzuki GSXR 837	2:23.515	20.385	74.473	5	5	
29	51	Alex O'Neill	RMT	Suzuki SV 650	2:23.774	20.644	74.339	6	6	
30	53	Jon Lane	RMT	Suzuki SV 650	2:24.248	21.118	74.095	6	6	
31	59	Dave Nester	RMT	Suzuki SV 650	2:24.588	21.458	73.921	6	6	
32	33	John Horgan		Honda CBR 600	2:26.790	23.660	72.812	3	4	Simpsons Plumbing
33	71	Barry Chapman		Suzuki SV 650	2:27.249	24.119	72.585	3	3	
34	47	Alistair Black	RMT	Suzuki SV 650	2:27.274	24.144	72.572	6	6	
35	84	Grant Rodgers	RMT	Suzuki SV 650	2:34.191	31.061	69.317	5	6	
36	161	Oliver Robarts	RMT	Suzuki SV 650	2:37.169	34.039	68.003	4	6	
37	14	Robyn Mapp	RMT	Suzuki SV 650	2:40.499	37.369	66.593	6	6	Oonas Divers
38	95	Grant Robinson	RMT	Suzuki SV 650	2:42.046	38.916	65.957	6	6	
39	73	Ian Davis	RTB	Honda CBR 600	2:51.127	47.997	62.457	1	1	

Chief Timekeeper

Orbits

Weather/Track:-Cloudy/Dry



www.mylaps.com

Licensed to: RS Sports Timing

Printed: 26/03/2011 11:31:25



2 - BMCRC - MRO CHAMPIONSHIPS 2011

MRO SUPERSPORT & STOCKSPORT 600

SNETTERTON 300 2.969 Miles

1ST QUALIFYING

26/03/2011 10:53

Qualifying started at 10:53:15

(195) Jimmy Hill	7 2:01.533 +1.743	6 2:02.902 +1.091	7 2:07.736 +2.547	7 2:12.060 +0.773
1 2:03.616 +7.547	8 2:01.382 +1.592	(60) Lewis Wright	(74) Gavin Little	(81) Phillip Styles
2 1:59.318 +3.249	(13) Jake Newstead	1 2:05.725 +3.400	1 2:13.220 +6.175	1 2:23.337 +11.594
3 1:57.893 +1.824	1 2:04.906 +4.797	2 3:14.128 +1:11.803	2 2:09.013 +1.968	2 2:14.572 +2.829
4 1:56.789 +0.720	2 2:00.961 +0.852	3 2:04.727 +2.402	3 2:08.030 +0.985	3 2:15.854 +4.111
5 1:56.069	3 2:00.109	4 2:03.969 +1.644	4 2:07.047 +0.002	4 2:13.238 +1.495
6 2:00.253 +4.184	4 2:01.028 +0.919	5 2:02.325	5 2:07.045	5 2:11.743
7 1:56.652 +0.583	5 2:01.732 +1.623	6 2:04.254 +1.929	(4) Chris Kent	6 2:12.616 +0.873
(114) Josh Caygill	6 2:01.283 +1.174	7 2:02.990 +0.665	1 2:14.525 +7.392	7 2:12.672 +0.929
1 2:05.242 +7.773	7 2:00.527 +0.418	(96) Martin Turner	2 2:09.596 +2.463	(88) Michael Golden
2 1:59.663 +2.194	8 2:00.753 +0.644	1 2:15.507 +12.732	3 2:07.133	1 2:24.145 +9.858
3 1:59.742 +2.273	(154) Tom Young	2 2:04.933 +2.158	4 2:39.953 +32.820	2 2:16.249 +1.962
4 2:00.393 +2.924	1 2:07.601 +6.950	3 2:04.278 +1.503	5 2:11.557 +4.424	3 2:16.050 +1.763
5 1:57.958 +0.489	2 2:02.049 +1.398	4 2:02.775	6 2:12.768 +5.635	4 2:16.333 +2.046
6 1:57.469	3 2:00.651	5 2:03.006 +0.231	7 2:07.599 +0.466	5 2:14.287
(16) Ben Padgett	4 2:01.152 +0.501	6 2:32.402 +29.627	(26) Adam Clarke	6 2:15.214 +0.927
1 2:03.475 +5.715	5 3:36.230 +1:35.579	(25) Ben Gautrey	1 2:11.709 +4.226	7 2:15.606 +1.319
2 2:00.906 +3.146	6 2:08.857 +8.206	1 2:12.599 +9.424	2 2:08.832 +1.349	(147) Sean Chaston
3 1:59.487 +1.727	7 2:00.816 +0.165	2 2:06.389 +3.214	3 2:07.706 +0.223	1 2:21.384 +5.124
4 1:59.729 +1.969	(71) Jody Lees	3 2:03.845 +0.670	4 2:07.483	2 2:17.004 +0.744
5 1:58.824 +1.064	1 2:05.546 +4.638	4 2:04.087 +0.912	5 2:07.783 +0.300	(53) Stuart Gill
6 1:59.323 +1.563	2 2:01.127 +0.219	5 2:04.150 +0.975	(42) Spencer Casely	1 2:22.797 +5.841
7 1:57.760	3 2:00.908	6 2:03.175	1 2:20.143 +12.399	2 2:18.568 +1.612
(37) Max Hunt	4 2:01.132 +0.224	7 2:04.110 +0.935	2 2:11.163 +3.419	3 2:18.377 +1.421
1 2:12.280 +14.114	5 2:01.731 +0.823	(40) David Shelvey	3 2:08.610 +0.866	4 2:17.588 +0.632
2 2:04.908 +6.742	(171) Ross Ashman	1 2:12.880 +9.577	4 2:07.744	5 2:21.354 +4.398
3 2:01.530 +3.364	1 2:05.495 +4.225	2 2:05.345 +2.042	(38) Steven Keen	6 2:16.956
4 1:58.331 +0.165	2 2:02.949 +1.679	3 2:04.498 +1.195	1 2:15.608 +5.702	(6) Ben Ransom
5 1:58.166	3 2:03.393 +2.123	4 2:04.958 +1.655	2 2:09.986 +0.080	1 2:42.214 +18.439
6 2:00.830 +2.664	4 2:02.294 +1.024	5 2:04.494 +1.191	3 2:09.906	2 2:30.764 +6.989
7 1:59.824 +1.658	5 2:02.456 +1.186	6 2:03.468 +0.165	4 2:11.649 +1.743	3 2:27.916 +4.141
(44) Ben Grindrod	6 2:02.463 +1.193	7 2:03.303	5 2:11.419 +1.513	4 3:02.222 +38.447
1 2:05.424 +7.208	7 2:01.270	(34) Matt Cleaver	6 2:11.549 +1.643	5 2:36.344 +12.569
2 1:59.061 +0.845	(82) Edward Fawsitt	1 2:10.118 +6.496	7 2:10.645 +0.739	(47) Mark Trowell
3 2:00.108 +1.892	1 2:18.554 +17.033	2 2:05.009 +1.387	1 2:20.862 +10.573	1 2:20.862 +10.573
4 2:03.155 +4.939	2 2:07.690 +6.169	3 2:03.840 +0.218	2 2:11.947 +1.658	2 2:11.947 +1.658
5 1:58.779 +0.563	3 2:04.254 +2.733	4 2:03.622	3 2:11.544 +1.255	3 2:11.544 +1.255
6 1:58.216	4 2:01.971 +0.450	5 2:04.746 +1.124	4 2:10.591 +0.302	4 2:10.591 +0.302
7 2:04.247 +6.031	5 2:03.089 +1.568	6 2:04.259 +0.637	5 2:10.289	5 2:10.289
(11) Tommy Mountain	6 2:02.636 +1.115	7 2:03.877 +0.255	6 3:36.898 +1:26.609	6 3:36.898 +1:26.609
1 2:04.715 +5.575	7 2:01.521	(54) Peter Hay	7 2:12.928 +2.639	7 2:12.928 +2.639
2 2:00.539 +1.399	(66) Piers Hutchins	1 2:16.037 +12.079	(68) Nathan Dyke	(68) Nathan Dyke
3 1:59.452 +0.312	1 2:06.510 +4.836	2 2:10.023 +6.065	1 2:18.547 +7.870	1 2:18.547 +7.870
4 1:59.736 +0.596	2 2:02.030 +0.356	3 2:03.958	2 2:11.736 +1.059	2 2:11.736 +1.059
5 2:03.286 +4.146	3 2:03.300 +1.626	4 2:04.971 +1.013	3 2:10.677	3 2:10.677
6 1:59.140	4 2:02.620 +0.946	5 2:04.363 +0.405	4 2:13.944 +3.267	4 2:13.944 +3.267
7 2:00.698 +1.558	5 2:02.750 +1.076	6 3:41.731 +1:37.773	(95) Carl Stredder	(95) Carl Stredder
8 1:59.979 +0.839	6 2:01.674	7 2:13.641 +9.683	1 2:26.374 +15.087	1 2:26.374 +15.087
(22) Daniel Fuller	7 2:02.398 +0.724	(19) Michael Church	2 2:18.393 +7.106	2 2:18.393 +7.106
1 2:04.288 +4.498	(18) Jordan Simpkin	1 2:13.231 +8.042	3 2:14.812 +3.525	3 2:14.812 +3.525
2 2:00.822 +1.032	1 2:06.923 +5.112	2 2:07.925 +2.736	4 2:14.514 +3.227	4 2:14.514 +3.227
3 1:59.790	2 2:02.787 +0.976	3 2:06.695 +1.506	5 2:11.731 +0.444	5 2:11.731 +0.444
4 1:59.898 +0.108	3 2:03.404 +1.593	4 2:06.657 +1.468	6 2:11.287	6 2:11.287
5 2:00.342 +0.552	4 2:03.068 +1.257	5 2:05.189		
6 1:59.896 +0.106	5 2:01.811	6 2:07.649 +2.460		

Chief Timekeeper

Weather/Track:-Cloudy/Dry

Orbits



www.mylaps.com

Licensed to: RS Sports Timing



2 - BMCRC - MRO CHAMPIONSHIPS 2011

Sorted on Laps

THUNDERBIKE UK & ROOKIE MINITWINS

SNETTERTON 300 2.969 Miles

RACE 7

26/03/2011 14:45

Race (5 Laps) started at 14:45:22

Pos	No.	Name	C	T	Bike	Laps	Total Tm	Diff	Avg. Speed	Best Tm Lap	Lap Speed	Sponsor	
1	29	Mark Lister			Ducati 749	5	10:37.145		83.874	2:04.879	2	85.587	LCS
2	16	Aaron Ridewood			Ducati 916	5	10:40.153	3.008	83.480	2:06.297	5	84.626	Brown Tool Hire
3	87	Robert Eyre			Honda CBR 600	5	10:42.427	5.282	83.185	2:06.491	5	84.496	
4	26	Kevin Smith	RTB		Triumph 955	5	10:43.984	6.839	82.984	2:07.093	3	84.096	
5	11	Steve Palmer			Kawasaki ZXR 400	5	10:49.621	12.476	82.264	2:07.694	3	83.700	ravenperformance.net
6	88	Tony Rand			Suzuki SV 650	5	10:55.263	18.118	81.555	2:09.578	3	82.483	Randy Racing
7	6	Martin Cooper				5	10:57.383	20.238	81.292	2:09.206	3	82.721	Cinque Ports Lettings
8	20	Adam Nelson			Ducati 916	5	11:01.547	24.402	80.781	2:10.060	3	82.178	
9	173	Sarah Jordan			Ducati 748	5	11:04.919	27.774	80.371	2:11.136	3	81.503	Steve Jordan M/C's
10	8	Kevin Van De Worp			Honda VTR	5	11:25.910	48.765	77.911	2:14.480	2	79.477	
11	43	Colin Walkey			Kawasaki ZXR 750	5	11:31.951	54.806	77.231	2:15.898	4	78.648	
12	3	Mike Parry			Ducati R 748	5	11:32.074	54.929	77.217	2:14.442	5	79.499	Louigi Moto
13	60	John Hall			Suzuki SV 650	5	11:35.706	58.561	76.814	2:16.657	5	78.211	Steve Jordan M/C's
14	17	David Wass	RTB		Honda VTR 1000	5	11:39.129	1:01.984	76.438	2:17.218	4	77.891	Everest M/Cycles/ACE
15	9	Gerhard Quinn			Kawasaki ZXR 400	5	11:39.471	1:02.326	76.401	2:15.549	3	78.850	
16	83	Rick Windas			Ducati R 748	5	11:39.624	1:02.479	76.384	2:16.922	5	78.059	
17	22	Dave Harviak			Honda RVF 400	5	11:42.531	1:05.386	76.068	2:18.024	2	77.436	SW Roofing Solutions
18	66	Joe Carnell			Suzuki SV 650	5	11:42.864	1:05.719	76.032	2:17.179	3	77.913	HM Racing
19	58	Michael Simmons	RTB		Yamaha TRX 850	5	11:56.199	1:19.054	74.616	2:19.568	5	76.579	
20	69	Mark Walkey			Kawasaki ZXR 750	5	11:58.374	1:21.229	74.390	2:20.189	5	76.240	
21	49	Robert Bean			Suzuki GSXR 837	5	11:58.420	1:21.275	74.386	2:19.997	5	76.345	
22	91	Steve Parrott			Tigcraft SV 700	5	12:10.065	1:32.920	73.199	2:17.526	2	77.717	Stoneways Insurance
23	33	John Horgan			Honda CBR 600	5	12:15.825	1:38.680	72.626	2:23.990	4	74.228	Simpsons Plumbing
24	187	Simon Schug	RMT	M	Suzuki SV 650	5	12:16.038	1:38.893	72.605	2:13.602	5	79.999	MAK Fencing
25	64	Ashley Buxton	RMT		Suzuki SV 650	5	12:16.666	1:39.521	72.543	2:14.146	5	79.675	
26	71	Barry Chapman			Suzuki SV 650	5	12:25.291	1:48.146	71.704	2:26.615	5	72.899	
27	92	Matt Jackson	RMT	M	Suzuki SV 650	5	12:35.702	1:58.557	70.716	2:18.742	3	77.035	
28	53	Jon Lane	RMT	M	Suzuki SV 650	5	12:45.863	2:08.718	69.778	2:19.826	5	76.438	
29	59	Dave Nester	RMT	P	Suzuki SV 650	5	12:53.952	2:16.807	69.048	2:21.697	4	75.429	
30	47	Alistair Black	RMT	P	Suzuki SV 650	5	12:54.081	2:16.936	69.037	2:21.535	5	75.515	
31	51	Alex O'Neill	RMT	M	Suzuki SV 650	5	13:20.188	2:43.043	66.785	2:20.432	4	76.108	
32	84	Grant Rodgers	RMT	Mtz	Suzuki SV 650	4	11:17.873	1 Lap	63.068	2:34.360	2	69.241	
33	95	Grant Robinson	RMT	M	Suzuki SV 650	4	11:33.732	1 Lap	61.626	2:38.066	3	67.618	
34	161	Oliver Robarts	RTB		Suzuki SV 650	4	11:34.722	1 Lap	61.539	2:37.805	4	67.729	
35	14	Robyn Mapp	RMT	M	Suzuki SV 650	4	12:10.365	1 Lap	58.535	2:45.832	4	64.451	Oonas Divers
Not classified													
DNF	61	Oliver Fooks			Ducati 749			DNF	-		0	-	
DNF	93	Garry Lawrence			Suzuki SV 650			DNF	-		0	-	Country Properties
DNF	63	James White			Ducati 749			DNF	-		0	-	Louigi Moto
DNF	4	Harry Cole			Ducati 748			DNF	-		0	-	Respro (UK) Ltd

Margin of Victory	Avg. Speed	Best Lap Tm	Best Spd	Best Lap by
3.008	83.874	2:04.879	85.587	29 - Mark Lister

Chief Timekeeper

Orbits

Weather/Track:-Cloudy/Dry



www.mylaps.com

Licensed to: RS Sports Timing



2 - BMCRC - MRO CHAMPIONSHIPS 2011

Lapchart

THUNDERBIKE UK & ROOKIE MINITWINS

SNETTERTON 300 2.969 Miles

RACE 7

26/03/2011 14:45

Race (5 Laps) started at 14:45:22

Competitors	Laps				
	1	2	3	4	5
Mark Lister (29)	1	29	29	29	29
Kevin Smith (26)	2	26	26	16	16
Robert Eyre (87)	3	87	87	26	87
Aaron Ridewood (16)	4	16	16	87	26
Tony Rand (88)	5	88	88	11	11
Steve Palmer (11)	6	11	11	88	88
Adam Nelson (20)	7	20	20	6	6
Martin Cooper (6)	8	6	6	20	20
Sarah Jordan (173)	9	173	173	173	173
Kevin Van De Worp (8)	10	8	8	8	8
Colin Walkey (43)	11	43	43	43	43
John Hall (60)	12	60	60	3	3
David Wass (17)	13	17	17	3	60
Rick Windas (83)	14	83	3	17	17
Mike Parry (3)	15	3	83	91	83
Steve Parrott (91)	16	91	91	83	91
Dave Harvie (22)	17	22	22	9	22
Joe Carnell (66)	18	66	9	22	9
Gerhard Quinn (9)	19	9	66	66	66
Mark Walkey (69)	20	69	69	58	58
Michael Simmons (58)	21	58	58	69	69
Robert Bean (49)	22	49	49	49	49
Barry Chapman (71)	23	71	71	33	33
John Horgan (33)	24	33	33	71	71
Ashley Buxton (64)	25	64	64	187	187
Simon Schug (187)	26	187	187	64	64
Matt Jackson (92)	27	92	92	92	92
Jon Lane (53)	28	53	53	53	53
Dave Nester (59)	29	59	59	59	59
Alistair Black (47)	30	47	47	51	51
Alex O'Neill (51)	31	51	51	47	47
Grant Rodgers (84)	32	84	84	84	84
Grant Robinson (95)	33	95	95	95	95
Oliver Robarts (161)	34	161	161	161	161
Robyn Mapp (14)	35	14	14	14	14
-	36				
-	37				
-	38				
-	39				

Chief Timekeeper

Orbits

Weather/Track:-Cloudy/Dry



www.mylaps.com

Licensed to: RS Sports Timing

Printed: 26/03/2011 15:07:52



2 - BMCRC - MRO CHAMPIONSHIPS 2011

THUNDERBIKE UK & ROOKIE MINITWINS

SNETTERTON 300 2.969 Miles

RACE 7

26/03/2011 14:45

Race (5 Laps) started at 14:45:22

<u>(29) Mark Lister</u>		
1		
2	2:04.879	
3	2:05.476	+0.597
4	2:09.547	+4.668
5	2:08.171	+3.292

<u>(16) Aaron Ridewood</u>		
1		
2	2:07.031	+0.734
3	2:06.611	+0.314
4	2:06.416	+0.119
5	2:06.297	

<u>(87) Robert Eyre</u>		
1		
2	2:07.403	+0.912
3	2:07.298	+0.807
4	2:07.850	+1.359
5	2:06.491	

<u>(26) Kevin Smith</u>		
1		
2	2:07.438	+0.345
3	2:07.093	
4	2:08.848	+1.755
5	2:07.679	+0.586

<u>(11) Steve Palmer</u>		
1		
2	2:08.724	+1.030
3	2:07.694	
4	2:08.314	+0.620
5	2:08.698	+1.004

<u>(88) Tony Rand</u>		
1		
2	2:09.643	+0.065
3	2:09.578	
4	2:11.311	+1.733
5	2:10.060	+0.482

<u>(6) Martin Cooper</u>		
1		
2	2:10.747	+1.541
3	2:09.206	
4	2:10.012	+0.806
5	2:09.673	+0.467

<u>(20) Adam Nelson</u>		
1		
2	2:10.492	+0.432
3	2:10.060	
4	2:11.977	+1.917
5	2:11.386	+1.326

<u>(173) Sarah Jordan</u>		
1		
2	2:11.348	+0.212
3	2:11.136	
4	2:12.563	+1.427

<u>(8) Kevin Van De Worp</u>		
1		
2	2:14.480	
3	2:15.255	+0.775
4	2:16.068	+1.588
5	2:16.299	+1.819

<u>(43) Colin Walkey</u>		
1		
2	2:17.851	+1.953
3	2:16.801	+0.903
4	2:15.898	
5	2:16.235	+0.337

<u>(3) Mike Parry</u>		
1		
2	2:16.868	+2.426
3	2:15.472	+1.030
4	2:17.455	+3.013
5	2:14.442	

<u>(60) John Hall</u>		
1		
2	2:17.531	+0.874
3	2:16.729	+0.072
4	2:19.192	+2.535
5	2:16.657	

<u>(17) David Wass</u>		
1		
2	2:18.037	+0.819
3	2:18.812	+1.594
4	2:17.218	
5	2:18.590	+1.372

<u>(9) Gerhard Quinn</u>		
1		
2	2:18.441	+2.892
3	2:15.549	
4	2:18.418	+2.869
5	2:15.807	+0.258

<u>(83) Rick Windas</u>		
1		
2	2:17.830	+0.908
3	2:19.011	+2.089
4	2:18.400	+1.478
5	2:16.922	

<u>(22) Dave Harviek</u>		
1		
2	2:18.024	
3	2:18.472	+0.448
4	2:18.309	+0.285
5	2:18.873	+0.849

<u>(66) Joe Carnell</u>		
1		
2	2:19.022	+1.843
3	2:17.179	

<u>(58) Michael Simmons</u>		
1		
2	2:23.063	+3.495
3	2:20.930	+1.362
4	2:19.714	+0.146
5	2:19.568	

<u>(69) Mark Walkey</u>		
1		
2	2:23.272	+3.083
3	2:21.996	+1.807
4	2:20.439	+0.250
5	2:20.189	

<u>(49) Robert Bean</u>		
1		
2	2:22.049	+2.052
3	2:21.610	+1.613
4	2:20.536	+0.539
5	2:19.997	

<u>(91) Steve Parrott</u>		
1		
2	2:17.526	
3	2:17.949	+0.423
4	2:18.859	+1.333
5	2:47.107	+29.581

<u>(33) John Horgan</u>		
1		
2	2:24.817	+0.827
3	2:24.645	+0.655
4	2:23.990	
5	2:24.183	+0.193

<u>(187) Simon Schug</u>		
1		
2	2:17.380	+3.778
3	2:16.266	+2.664
4	2:15.001	+1.399
5	2:13.602	

<u>(64) Ashley Buxton</u>		
1		
2	2:17.457	+3.311
3	2:16.754	+2.608
4	2:14.674	+0.528
5	2:14.146	

<u>(71) Barry Chapman</u>		
1		
2	2:26.913	+0.298
3	2:28.575	+1.960
4	2:28.054	+1.439
5	2:26.615	

<u>(92) Matt Jackson</u>		
1		
2	2:19.664	+0.922

<u>(53) Jon Lane</u>		
1		
2	2:23.995	+4.169
3	2:22.067	+2.241
4	2:20.411	+0.585
5	2:19.826	

<u>(59) Dave Nester</u>		
1		
2	2:24.018	+2.321
3	2:22.702	+1.005
4	2:21.697	
5	2:23.564	+1.867

<u>(47) Alistair Black</u>		
1		
2	2:24.547	+3.012
3	2:23.872	+2.337
4	2:22.011	+0.476
5	2:21.535	

<u>(51) Alex O'Neill</u>		
1		
2	2:25.440	+5.008
3	2:22.304	+1.872
4	2:20.432	
5	2:49.711	+29.279

<u>(84) Grant Rodgers</u>		
1		
2	2:34.360	
3	2:34.679	+0.319
4	2:36.285	+1.925

<u>(95) Grant Robinson</u>		
1		
2	2:39.687	+1.621
3	2:38.066	
4	2:39.404	+1.338

<u>(161) Oliver Robarts</u>		
1		
2	2:39.828	+2.023
3	2:39.185	+1.380
4	2:37.805	

<u>(14) Robyn Mapp</u>		
1		
2	2:50.337	+4.505
3	2:47.335	+1.503
4	2:45.832	

Chief Timekeeper

Orbits

Weather/Track:-Cloudy/Dry



www.mylaps.com

Licensed to: RS Sports Timing



2 - BMCRC - MRO CHAMPIONSHIPS 2011

Sorted on Laps

THUNDERBIKE UK & ROOKIE MINITWINS

SNETTERTON 300 2.969 Miles

RACE 16

26/03/2011 17:34

Race (5 Laps) started at 17:34:55

Pos	No.	Name	C	T	Bike	Laps	Total Tm	Diff	Avg. Speed	Best Tm Lap	Lap Speed	Sponsor	
1	29	Mark Lister			Ducati 749	5	10:23.572		85.700	2:03.415	2	86.602	LCS
2	87	Robert Eyre			Honda CBR 600	5	10:45.882	22.310	82.740	2:07.138	3	84.066	
3	26	Kevin Smith	RTB		Triumph 955	5	10:46.428	22.856	82.670	2:06.890	2	84.231	
4	11	Steve Palmer			Kawasaki ZXR 400	5	10:47.335	23.763	82.554	2:07.155	2	84.055	ravenperformance.net
5	16	Aaron Ridewood			Ducati 916	5	10:52.068	28.496	81.955	2:07.215	3	84.016	Brown Tool Hire
6	6	Martin Cooper				5	10:57.123	33.551	81.324	2:09.439	2	82.572	Cinque Ports Lettings
7	63	James White			Ducati 749	5	11:16.251	52.679	79.024	2:10.599	4	81.839	Louigi Moto
8	20	Adam Nelson			Ducati 916	5	11:21.592	58.020	78.405	2:14.653	4	79.375	
9	173	Sarah Jordan			Ducati 748	5	11:22.846	59.274	78.261	2:13.834	2	79.860	Steve Jordan M/C's
10	3	Mike Parry			Ducati R 748	5	11:27.051	1:03.479	77.782	2:14.299	5	79.584	Louigi Moto
11	93	Garry Lawrence			Suzuki SV 650	5	11:29.348	1:05.776	77.523	2:14.007	4	79.757	Country Properties
12	8	Kevin Van De Worp			Honda VTR	5	11:29.845	1:06.273	77.467	2:16.175	5	78.488	
13	4	Harry Cole			Ducati 748	5	11:30.849	1:07.277	77.354	2:14.625	4	79.391	Respro (UK) Ltd
14	17	David Wass	RTB		Honda VTR 1000	5	11:36.932	1:13.360	76.679	2:16.989	2	78.021	Everest M/Cycles/ACE
15	91	Steve Parrott			Tigra SV 700	5	11:37.142	1:13.570	76.656	2:16.186	4	78.481	Stoneways Insurance
16	83	Rick Windas			Ducati R 748	5	11:37.906	1:14.334	76.572	2:16.039	4	78.566	
17	43	Colin Walkey			Kawasaki ZXR 750	5	11:40.041	1:16.469	76.339	2:17.880	5	77.517	
18	58	Michael Simmons	RTB		Yamaha TRX 850	5	11:49.138	1:25.566	75.359	2:19.356	2	76.696	
19	66	Joe Carnell			Suzuki SV 650	5	11:49.694	1:26.122	75.300	2:19.995	5	76.346	HM Racing
20	22	Dave Harvie			Honda RVF 400	5	11:50.816	1:27.244	75.181	2:19.721	4	76.496	SW Roofing Solutions
21	33	John Horgan			Honda CBR 600	5	12:07.368	1:43.796	73.471	2:22.900	5	74.794	Simpsons Plumbing
22	187	Simon Schug	RMT	M	Suzuki SV 650	5	12:08.439	1:44.867	73.363	2:13.531	3	80.042	MAK Fencing
23	64	Ashley Buxton	RMT		Suzuki SV 650	5	12:16.433	1:52.861	72.566	2:14.888	3	79.236	
24	53	Jon Lane	RMT	M	Suzuki SV 650	5	12:39.213	2:15.641	70.389	2:19.595	3	76.565	
25	92	Matt Jackson	RMT	M	Suzuki SV 650	5	12:45.219	2:21.647	69.836	2:19.445	2	76.647	
26	47	Alistair Black	RMT	P	Suzuki SV 650	4	10:25.459	1 Lap	68.353	2:22.647	2	74.926	
27	59	Dave Nester	RMT	P	Suzuki SV 650	4	10:39.037	1 Lap	66.901	2:25.340	2	73.538	
28	51	Alex O'Neill	RMT	M	Suzuki SV 650	4	11:03.510	1 Lap	64.433	2:29.978	4	71.264	
29	84	Grant Rodgers	RMT	Mt	Suzuki SV 650	4	11:21.405	1 Lap	62.741	2:31.945	4	70.342	
30	95	Grant Robinson	RMT	M	Suzuki SV 650	4	11:27.461	1 Lap	62.188	2:36.888	2	68.125	
31	161	Oliver Robarts	RTB		Suzuki SV 650	4	11:28.536	1 Lap	62.091	2:37.447	4	67.883	
32	14	Robyn Mapp	RMT	M	Suzuki SV 650	4	11:59.897	1 Lap	59.386	2:43.757	2	65.268	Oonas Divers
Not classified													
DNF	60	John Hall			Suzuki SV 650	4	9:16.563	DNF	76.815	2:16.534	4	78.281	Steve Jordan M/C's
DNF	49	Robert Bean			Suzuki GSXR 837	1	2:34.116	DNF	69.350		0	-	
DNF	88	Tony Rand			Suzuki SV 650			DNF	-		0	-	Randy Racing

Margin of Victory	Avg. Speed	Best Lap Tm	Best Spd	Best Lap by
22.310	85.700	2:03.415	86.602	29 - Mark Lister

Chief Timekeeper

Orbits

Weather/Track:-Cloudy/Dry



www.mylaps.com

Licensed to: RS Sports Timing



2 - BMCRC - MRO CHAMPIONSHIPS 2011

Lapchart

THUNDERBIKE UK & ROOKIE MINITWINS

SNETTERTON 300 2.969 Miles

RACE 16

26/03/2011 17:34

Race (5 Laps) started at 17:34:55

Competitors		Laps				
		1	2	3	4	5
Mark Lister (29)	1	29	29	29	29	29
Robert Eyre (87)	2	87	87	87	87	87
Kevin Smith (26)	3	26	26	26	26	26
Steve Palmer (11)	4	11	11	11	11	11
Aaron Ridewood (16)	5	16	16	16	16	16
Martin Cooper (6)	6	6	6	6	6	6
Adam Nelson (20)	7	20	173	173	63	63
Sarah Jordan (173)	8	173	20	20	173	20
Kevin Van De Worp (8)	9	8	8	63	20	173
John Hall (60)	10	60	60	8	3	3
David Wass (17)	11	17	17	3	8	93
Colin Walkey (43)	12	43	63	60	93	8
Mike Parry (3)	13	3	3	17	4	4
Steve Parrott (91)	14	91	4	93	60	17
Harry Cole (4)	15	4	93	4	17	91
Rick Windas (83)	16	83	43	43	83	83
James White (63)	17	63	91	83	91	43
Garry Lawrence (93)	18	93	83	91	43	58
Joe Carnell (66)	19	66	66	66	58	66
Michael Simmons (58)	20	58	58	58	66	22
Dave Harvie (22)	21	22	22	22	22	33
John Horgan (33)	22	33	33	33	33	187
Robert Bean (49)	23	49	187	187	187	64
Simon Schug (187)	24	187	64	64	64	53
Ashley Buxton (64)	25	64	92	92	53	92
Matt Jackson (92)	26	92	53	53	92	
Jon Lane (53)	27	53	47	47	47	
Alistair Black (47)	28	47	59	59	59	
Dave Nester (59)	29	59	51	51	51	
Alex O'Neill (51)	30	51	95	95	84	
Grant Rodgers (84)	31	84	84	84	95	
Grant Robinson (95)	32	95	161	161	161	
Oliver Robarts (161)	33	161	14	14	14	
Robyn Mapp (14)	34	14				
-	35					

Chief Timekeeper

Orbits

Weather/Track:-Cloudy/Dry



www.mylaps.com

Licensed to: RS Sports Timing

Printed: 26/03/2011 17:50:12



2 - BMCRC - MRO CHAMPIONSHIPS 2011

THUNDERBIKE UK & ROOKIE MINITWINS

SNETTERTON 300 2.969 Miles

RACE 16

26/03/2011 17:34

Race (5 Laps) started at 17:34:55

(29) Mark Lister	5	2:18.057	+4.223	4	2:19.489	+0.133	4	2:26.564	+1.224		
1	(3) Mike Parry	1		5	2:20.367	+1.011	(51) Alex O'Neill	1			
2	2:03.415	2	2:15.272	+0.973	(66) Joe Carnell	1	1	2:34.841	+4.863		
3	2:03.573	+0.158	3	2:16.536	+2.237	2	2:20.028	+0.033	2	2:34.841	+4.863
4	2:04.924	+1.509	4	2:14.547	+0.248	3	2:20.325	+0.330	3	2:32.026	+2.048
5	2:03.596	+0.181	5	2:14.299		4	2:20.638	+0.643	4	2:29.978	
(87) Robert Eyre	(93) Garry Lawrence	1		4	2:19.995		(84) Grant Rodgers	1			
1	1	2	2:16.487	+2.480	(22) Dave Harviek	1	1	2:38.688	+6.743		
2	2:07.292	+0.154	3	2:15.619	+1.612	2	2:19.747	+0.026	2	2:38.688	+6.743
3	2:07.138		4	2:14.007		3	2:20.920	+1.199	3	2:38.988	+7.043
4	2:10.178	+3.040	5	2:14.788	+0.781	4	2:19.721		4	2:31.945	
5	2:07.875	+0.737	(26) Kevin Smith	(8) Kevin Van De Worp	1		(95) Grant Robinson	1			
1	1	2	2:17.156	+0.981	(33) John Horgan	1	1	2:36.888			
2	2:06.890		3	2:17.638	+1.463	2	2:24.401	+1.501	2	2:36.888	
3	2:07.867	+0.977	4	2:16.718	+0.543	3	2:23.249	+0.349	3	2:39.384	+2.496
4	2:09.150	+2.260	5	2:16.175		4	2:23.465	+0.565	4	2:38.411	+1.523
5	2:08.143	+1.253	(11) Steve Palmer	(4) Harry Cole	1		(187) Simon Schug	1			
1	1	2	2:15.457	+0.832	(17) David Wass	1	2	2:14.333	+0.802		
2	2:07.155		3	2:18.832	+4.207	2	2:14.333	+0.802	2	2:14.333	+0.802
3	2:07.529	+0.374	4	2:14.625		3	2:13.531		3	2:13.531	
4	2:09.005	+1.850	5	2:15.093	+0.468	4	2:14.959	+1.428	4	2:14.959	+1.428
5	2:08.388	+1.233	(16) Aaron Ridewood	(91) Steve Parrott	1		5	2:16.712	+3.181		
1	1	2	2:16.989		(64) Ashley Buxton	1	2	2:16.031	+1.143		
2	2:07.527	+0.312	3	2:18.947	+1.958	2	2:16.031	+1.143	2	2:16.031	+1.143
3	2:07.215		4	2:17.197	+0.208	3	2:14.888		3	2:14.888	
4	2:11.262	+4.047	5	2:19.292	+2.303	4	2:18.211	+3.323	4	2:18.211	+3.323
5	2:09.757	+2.542	(6) Martin Cooper	(83) Rick Windas	1		5	2:17.350	+2.462		
1	1	2	2:18.631	+2.592	(60) John Hall	1	2	2:17.350	+2.462		
2	2:09.439		3	2:17.888	+1.849	2	2:16.857	+0.323	2	2:16.857	+0.323
3	2:09.493	+0.054	4	2:16.039		3	2:19.060	+2.526	3	2:19.060	+2.526
4	2:11.040	+1.601	5	2:18.338	+2.299	4	2:16.534		4	2:16.534	
5	2:09.807	+0.368	(20) Adam Nelson	(43) Colin Walkey	1		(49) Robert Bean	1			
1	1	2	2:19.061	+1.181	(53) Jon Lane	1	1	2:43.757			
2	2:15.093	+0.440	3	2:18.202	+0.322	2	2:19.961	+0.366	2	2:43.757	
3	2:14.852	+0.199	4	2:18.694	+0.814	3	2:19.595		3	2:50.899	+7.142
4	2:14.653		5	2:17.880		4	2:23.167	+3.572	4	2:47.253	+3.496
5	2:15.482	+0.829	(173) Sarah Jordan	(58) Michael Simmons	1		5	2:21.735	+2.140		
1	1	2	2:19.356		(92) Matt Jackson	1	2	2:16.031	+1.143		
2	2:13.834		3	2:20.192	+0.836	2	2:19.445		2	2:16.031	+1.143
3	2:14.061	+0.227	(2) Adam Nelson	(47) Alistair Black	1		3	2:19.723	+0.278		
4	2:15.287	+1.453	1	2:19.061	+1.181	2	2:19.723	+0.278	2	2:19.723	+0.278
			2	2:18.202	+0.322	3	2:19.723	+0.278	3	2:19.723	+0.278
			3	2:18.202	+0.322	4	2:25.650	+6.205	4	2:19.060	+2.526
			4	2:18.694	+0.814	5	2:25.951	+6.506	5	2:16.534	
			5	2:17.880		(59) Dave Nester	1	2	2:25.340		
			(2) Adam Nelson	(47) Alistair Black	1		2	2:25.340			
			1	2:19.061	+1.181	2	2:22.647		2	2:25.340	
			2	2:18.202	+0.322	3	2:23.163	+0.516	3	2:27.054	+1.714
			3	2:18.694	+0.814	4	2:22.770	+0.123	4	2:27.054	+1.714
			4	2:17.880		(59) Dave Nester	1	2	2:25.340		
			(173) Sarah Jordan	(58) Michael Simmons	1		2	2:25.340			
			1	2:19.356		2	2:22.647		2	2:25.340	
			2	2:20.192	+0.836	3	2:23.163	+0.516	3	2:27.054	+1.714
			(2) Adam Nelson	(47) Alistair Black	1		4	2:22.770	+0.123		
			1	2:19.061	+1.181	2	2:22.647		4	2:22.770	+0.123
			2	2:18.202	+0.322	3	2:23.163	+0.516			
			3	2:18.694	+0.814	4	2:22.770	+0.123			
			4	2:17.880							

Chief Timekeeper

Orbits

Weather/Track:-Cloudy/Dry



www.mylaps.com

Licensed to: RS Sports Timing



2 - BMCRC - MRO CHAMPIONSHIPS 2011

Sorted on Laps

THUNDERBIKE UK & ROOKIE MINITWINS

SNETTERTON 300 2.969 Miles

RACE 9 - AMENDED

27/03/2011 13:59

Race (7 Laps) started at 13:59:21

Pos	No.	Name	C	T	Bike	Laps	Total Tm	Diff	Avg. Speed	Best Tm Lap	Lap Speed	Sponsor	
1	29	Mark Lister			Ducati 749	7	14:38.945		85.120	2:02.982	2	86.907	LCS
2	26	Kevin Smith	RTB		Triumph 955	7	14:47.335	8.390	84.316	2:05.357	3	85.261	
3	87	Robert Eyre			Ducati 916	7	14:49.363	10.418	84.123	2:05.324	6	85.283	
4	11	Steve Palmer			Kawasaki ZXR 400	7	14:50.369	11.424	84.028	2:06.032	7	84.804	ravenperformance.net
5	63	James White			Ducati 749	7	15:05.900	26.955	82.588	2:07.151	6	84.058	Louigi Moto
6	6	Martin Cooper				7	15:07.990	29.045	82.398	2:07.808	4	83.626	Cinque Ports Lettings
7	20	Adam Nelson			Ducati 916	7	15:13.465	34.520	81.904	2:08.284	4	83.315	
8	173	Sarah Jordan			Ducati 748	7	15:19.094	40.149	81.402	2:10.142	7	82.126	Steve Jordan M/C's
9	3	Mike Parry			Ducati R 748	7	15:27.769	48.824	80.641	2:10.717	2	81.765	Louigi Moto
10	8	Kevin Van De Worp			Honda VTR	7	15:40.019	1:01.074	79.590	2:12.391	7	80.731	
11	4	Harry Cole			Ducati 748	7	15:43.138	1:04.193	79.327	2:12.822	4	80.469	Respro (UK) Ltd
12	93	Garry Lawrence			Suzuki SV 650	7	15:43.975	1:05.030	79.257	2:12.887	7	80.430	Country Properties
13	86	Paul Witherington			Suzuki SV 650	7	15:44.095	1:05.150	79.246	2:11.317	6	81.391	P&R Plumbing/Willsheer P
14	91	Steve Parrott			Tigcraft SV 700	7	15:44.904	1:05.959	79.179	2:11.108	6	81.521	Stoneways Insurance
15	17	David Wass	RTB		Honda VTR 1000	7	15:51.561	1:12.616	78.625	2:14.286	3	79.592	Everest M/Cycles/ACE
16	28	James Runham			Kawasaki ZXR 400	7	15:52.539	1:13.594	78.544	2:14.269	3	79.602	
17	83	Rick Windas			Ducati R 748	7	15:58.120	1:19.175	78.086	2:13.736	7	79.919	
18	43	Colin Walkey			Kawasaki ZXR 750	7	15:58.183	1:19.238	78.081	2:13.967	7	79.781	
19	187	Simon Schug	RMT	M	Suzuki SV 650	7	16:00.009	1:21.064	77.933	2:10.190	7	82.096	MAK Fencing
20	64	Ashley Buxton	RMT		Suzuki SV 650	7	16:02.651	1:23.706	77.719	2:09.675	7	82.422	
21	58	Michael Simmons	RTB		Yamaha TRX 850	7	16:08.130	1:29.185	77.279	2:16.269	3	78.433	
22	9	Gerhard Quinn			Kawasaki ZXR 400	7	16:08.194	1:29.249	77.274	2:15.647	2	78.793	
23	49	Robert Bean			Suzuki GSXR 837	7	16:17.096	1:38.151	76.570	2:17.304	7	77.842	
24	66	Joe Carnell			Suzuki SV 650	7	16:18.512	1:39.567	76.459	2:15.580	3	78.832	HM Racing
25	33	John Horgan			Honda CBR 600	7	16:44.374	2:05.429	74.490	2:19.197	5	76.784	Simpsons Plumbing
26	69	Mark Walkey			Kawasaki ZXR 750	7	16:51.489	2:12.544	73.966	2:21.835	4	75.355	
27	47	Alistair Black	RMT	P	Suzuki SV 650	7	16:52.437	2:13.492	73.897	2:17.072	7	77.974	
28	161	Oliver Robarts	RTB		Suzuki SV 650	6	15:54.014	1 Lap	67.219	2:30.029	3	71.240	
29	84	Grant Rodgers	RMT	Mtz	Suzuki SV 650	6	15:56.710	1 Lap	67.030	2:29.783	6	71.357	
30	95	Grant Robinson	RMT	M	Suzuki SV 650	6	16:27.375	1 Lap	64.948	2:36.455	3	68.314	
31	14	Robyn Mapp	RMT	M	Suzuki SV 650	6	16:52.546	1 Lap	63.334	2:40.943	2	66.409	Oonas Divers
Not classified													
DNF	53	Jon Lane	RMT	M	Suzuki SV 650	6	14:36.205	DNF	73.189	2:17.552	6	77.702	
DNF	92	Matt Jackson	RMT	M	Suzuki SV 650	5	12:38.740	DNF	70.433	2:18.730	2	77.042	
DNF	16	Aaron Ridewood			Ducati 916	1	2:14.876	DNF	79.243		0	-	Brown Tool Hire
DNF	71	Barry Chapman			Suzuki SV 650	1	2:30.240	DNF	71.139		0	-	
DQ	59	Dave Nester	RMT	P	Suzuki SV 650	6	14:50.349	DQ	72.026	2:19.657	4	76.531	
DQ	51	Alex O'Neill	RMT	M	Suzuki SV 650	6	15:31.415	DQ	68.850	2:26.600	5	72.906	

Announcements

BIKES 51 & 59 DISQUALIFIED FOR TECHNICAL INFRINGEMENTS.

Margin of Victory	Avg. Speed	Best Lap Tm	Best Spd	Best Lap by
8.390	85.120	2:02.982	86.907	29 - Mark Lister

Chief Timekeeper

Orbits

Weather/Track:-Cloudy/Dry



www.mylaps.com

Licensed to: RS Sports Timing



2 - BMCRC - MRO CHAMPIONSHIPS 2011

Lapchart

THUNDERBIKE UK & ROOKIE MINITWINS

SNETTERTON 300 2.969 Miles

RACE 9

27/03/2011 13:59

Race (7 Laps) started at 13:59:21

Competitors	Laps						
	1	2	3	4	5	6	7
Mark Lister (29)	29	29	29	29	29	29	29
Kevin Smith (26)	26	26	26	26	26	26	26
Robert Eyre (87)	87	87	87	87	87	87	87
Steve Palmer (11)	11	11	11	11	11	11	11
James White (63)	63	63	63	63	6	63	63
Aaron Ridewood (16)	6	16	6	6	6	63	6
Martin Cooper (6)	6	173	173	20	20	20	20
Sarah Jordan (173)	173	3	20	173	173	173	173
Mike Parry (3)	3	20	3	3	3	3	3
Adam Nelson (20)	20	8	8	8	8	8	8
Garry Lawrence (93)	93	93	93	4	4	4	4
Kevin Van De Worp (8)	8	4	4	93	93	93	93
Harry Cole (4)	4	17	17	17	86	86	86
David Wass (17)	17	86	28	86	91	91	91
Joe Carnell (66)	66	28	86	91	17	17	17
Steve Parrott (91)	91	91	91	28	28	28	28
James Runham (28)	28	66	66	83	43	43	83
Paul Witherington (86)	86	83	83	43	83	83	43
Colin Walkey (43)	43	43	43	58	58	187	187
Rick Windas (83)	83	58	58	9	9	58	64
Michael Simmons (58)	58	9	9	66	187	9	58
Gerhard Quinn (9)	9	49	49	49	66	64	9
Robert Bean (49)	49	69	187	187	64	66	49
Barry Chapman (71)	71	33	64	64	49	49	66
Mark Walkey (69)	69	187	69	69	33	33	33
John Horgan (33)	33	64	33	33	69	69	69
Simon Schug (187)	187	47	47	47	47	47	47
Ashley Buxton (64)	64	53	53	92	53	53	
Jon Lane (53)	53	92	92	53	59	59	
Alistair Black (47)	47	59	59	59	92	51	
Matt Jackson (92)	92	51	51	51	51	161	
Dave Nester (59)	59	161	161	161	161	84	
Alex O'Neill (51)	51	95	84	84	84	95	
Grant Robinson (95)	95	84	95	95	95	14	
Oliver Robarts (161)	161	14	14	14	14		
Grant Rodgers (84)	84						
Robyn Mapp (14)	14						

Chief Timekeeper

Orbits

Weather/Track:-Cloudy/Dry



www.mylaps.com

Licensed to: RS Sports Timing



2 - BMCRC - MRO CHAMPIONSHIPS 2011

THUNDERBIKE UK & ROOKIE MINITWINS

SNETTERTON 300 2.969 Miles

RACE 9

27/03/2011 13:59

Race (7 Laps) started at 13:59:21

(29) Mark Lister	7 2:08.888 +0.604	(173) Sarah Jordan	6 2:11.108	5 2:16.928 +0.659	4 2:19.657
1		1	7 2:13.372 +2.264	6 2:17.140 +0.871	5 2:22.400 +2.743
2 2:02.982		2 2:10.979 +0.837	(17) David Wass	7 2:17.974 +1.705	6 2:20.934 +1.277
3 2:03.575 +0.593		3 2:10.365 +0.223	1	(9) Gerhard Quinn	(51) Alex O'Neill
4 2:03.628 +0.646		4 2:10.602 +0.460	2 2:15.607 +1.321	1	1
5 2:03.257 +0.275		5 2:11.071 +0.929	3 2:14.286	2 2:15.647	2 2:31.725 +5.125
6 2:06.842 +3.860		6 2:10.419 +0.277	4 2:15.009 +0.723	3 2:17.658 +2.011	3 2:28.682 +2.082
7 2:08.784 +5.802		7 2:10.142	5 2:15.286 +1.000	4 2:18.018 +2.371	4 2:29.542 +2.942
(26) Kevin Smith		(3) Mike Parry	6 2:14.474 +0.188	5 2:16.436 +0.789	5 2:26.600
1		1	7 2:14.682 +0.396	6 2:16.508 +0.861	6 2:26.674 +0.074
2 2:05.676 +0.319		2 2:10.717	(28) James Runham	7 2:16.592 +0.945	(161) Oliver Robarts
3 2:05.357		3 2:11.535 +0.818	1	(49) Robert Bean	1
4 2:07.298 +1.941		4 2:11.203 +0.486	2 2:14.613 +0.344	1	2 2:34.540 +4.511
5 2:06.535 +1.178		5 2:13.358 +2.641	3 2:14.269	2 2:18.134 +0.830	3 2:30.029
6 2:05.391 +0.034		6 2:11.931 +1.214	4 2:16.153 +1.884	3 2:17.813 +0.509	4 2:30.426 +0.397
7 2:06.525 +1.168		7 2:12.137 +1.420	5 2:14.499 +0.230	4 2:17.929 +0.625	5 2:30.985 +0.956
(87) Robert Eyre		(8) Kevin Van De Worp	6 2:14.347 +0.078	5 2:21.093 +3.789	6 2:31.995 +1.966
1		1	7 2:15.066 +0.797	6 2:17.387 +0.083	(84) Grant Rodgers
2 2:05.899 +0.575		2 2:13.665 +1.274	(83) Rick Windas	7 2:17.304	1
3 2:06.349 +1.025		3 2:13.717 +1.326	1	(66) Joe Carnell	2 2:35.190 +5.407
4 2:06.694 +1.370		4 2:13.907 +1.516	2 2:15.940 +2.204	1	3 2:30.739 +0.956
5 2:07.574 +2.250		5 2:13.445 +1.054	3 2:15.889 +2.153	2 2:16.174 +0.594	4 2:30.779 +0.996
6 2:05.324		6 2:13.829 +1.438	4 2:16.653 +2.917	3 2:15.580	5 2:31.439 +1.656
7 2:06.354 +1.030		7 2:12.391	5 2:16.206 +2.470	4 2:25.707 +10.127	6 2:29.783
(11) Steve Palmer		(4) Harry Cole	6 2:14.432 +0.696	5 2:19.502 +3.922	(95) Grant Robinson
1		1	7 2:13.736	6 2:19.311 +3.731	1
2 2:06.105 +0.073		2 2:14.788 +1.966	(43) Colin Walkey	7 2:19.043 +3.463	2 2:37.475 +1.020
3 2:06.057 +0.025		3 2:13.311 +0.489	1	(33) John Horgan	3 2:36.455
4 2:06.809 +0.777		4 2:12.822	2 2:16.440 +2.473	1	4 2:38.890 +2.435
5 2:06.866 +0.834		5 2:14.011 +1.189	3 2:17.058 +3.091	2 2:23.104 +3.907	5 2:38.693 +2.238
6 2:06.455 +0.423		6 2:13.421 +0.599	4 2:15.420 +1.453	3 2:23.357 +4.160	6 2:39.996 +3.541
7 2:06.032		7 2:14.011 +1.189	5 2:15.656 +1.689	4 2:21.825 +2.628	(14) Robyn Mapp
(63) James White		(93) Garry Lawrence	6 2:14.714 +0.747	5 2:19.197	1
1		1	7 2:13.967	6 2:21.283 +2.086	2 2:40.943
2 2:07.436 +0.285		2 2:14.105 +1.218	(187) Simon Schug	7 2:22.716 +3.519	3 2:41.160 +0.217
3 2:08.847 +1.696		3 2:15.522 +2.635	1	(69) Mark Walkey	4 2:44.849 +3.906
4 2:10.451 +3.300		4 2:14.751 +1.864	2 2:12.303 +2.113	1	5 2:41.326 +0.383
5 2:11.065 +3.914		5 2:14.018 +1.131	3 2:11.155 +0.965	2 2:23.161 +1.326	6 2:41.397 +0.454
6 2:07.151		6 2:13.965 +1.078	4 2:11.016 +0.826	3 2:23.464 +1.629	(53) Jon Lane
7 2:08.222 +1.071		7 2:12.887	5 2:10.193 +0.003	4 2:21.835	1
(6) Martin Cooper		(86) Paul Witherington	6 2:11.843 +1.653	5 2:24.511 +2.676	2 2:20.159 +2.607
1		1	7 2:10.190	6 2:22.768 +0.933	3 2:19.958 +2.406
2 2:09.220 +1.412		2 2:13.610 +2.293	(64) Ashley Buxton	7 2:23.510 +1.675	4 2:20.110 +2.558
3 2:08.559 +0.751		3 2:14.999 +3.182	1	(47) Alistair Black	5 2:19.087 +1.535
4 2:07.808		4 2:14.901 +3.584	2 2:12.231 +2.556	1	6 2:17.552
5 2:09.824 +2.016		5 2:12.300 +0.983	3 2:11.724 +2.049	2 2:19.674 +2.602	(92) Matt Jackson
6 2:08.617 +0.809		6 2:11.317	4 2:11.612 +1.937	3 2:18.950 +1.878	1
7 2:09.030 +1.222		7 2:12.890 +1.573	5 2:12.268 +2.593	4 2:19.877 +2.805	2 2:18.730
(20) Adam Nelson		(91) Steve Parrott	6 2:11.703 +2.028	5 2:19.283 +2.211	3 2:19.769 +1.039
1		1	7 2:09.675	6 2:17.864 +0.792	4 2:19.950 +1.220
2 2:09.968 +1.684		2 2:15.132 +4.024	(58) Michael Simmons	7 2:17.072	5 2:39.314 +20.584
3 2:10.013 +1.729		3 2:14.580 +3.472	1	(59) Dave Nester	(16) Aaron Ridewood
4 2:08.284		4 2:14.541 +3.433	2 2:17.022 +0.753	1	1
5 2:09.714 +1.430		5 2:12.659 +1.551	3 2:16.269	2 2:22.465 +2.808	
6 2:08.754 +0.470			4 2:17.138 +0.869	3 2:22.064 +2.407	

Chief Timekeeper

Weather/Track:-Cloudy/Dry

Orbits



www.mylaps.com

Licensed to: RS Sports Timing



2 - BMCRC - MRO CHAMPIONSHIPS 2011

THUNDERBIKE UK & ROOKIE MINITWINS

SNETTERTON 300 2.969 Miles

RACE 9

27/03/2011 13:59

Race (7 Laps) started at 13:59:21

(71) Barry Chapman

1

Chief Timekeeper

Orbits

Weather/Track:-Cloudy/Dry



www.mylaps.com

Licensed to: RS Sports Timing

Printed: 27/03/2011 14:30:22

Page 2/2



2 - BMCRC - MRO CHAMPIONSHIPS 2011

Sorted on Laps

THUNDERBIKE UK & ROOKIE MINITWINS

SNETTERTON 300 2.969 Miles

RACE 18

27/03/2011 18:00

Race (7 Laps) started at 18:00:05

Pos	No.	Name	C	T	Bike	Laps	Total Tm	Diff	Avg. Speed	Best Tm Lap	Lap Speed	Sponsor	
1	29	Mark Lister			Ducati 749	7	14:22.692		86.724	2:01.816	2	87.739	LCS
2	26	Kevin Smith	RTB		Triumph 955	7	14:43.109	20.417	84.719	2:04.545	6	85.817	
3	87	Robert Eyre			Ducati 916	7	14:43.256	20.564	84.705	2:04.352	7	85.950	
4	6	Martin Cooper				7	15:06.907	44.215	82.496	2:08.069	2	83.455	Cinque Ports Lettings
5	20	Adam Nelson			Ducati 916	7	15:15.575	52.883	81.715	2:08.560	7	83.137	
6	63	James White			Ducati 749	7	15:18.034	55.342	81.496	2:08.181	7	83.382	Louigi Moto
7	173	Sarah Jordan			Ducati 748	7	15:20.651	57.959	81.265	2:10.106	6	82.149	Steve Jordan M/C's
8	86	Paul Witherington			Suzuki SV 650	7	15:24.317	1:01.625	80.942	2:09.520	7	82.520	P&R Plumbing/Willsher Pla
9	3	Mike Parry			Ducati R 748	7	15:35.477	1:12.785	79.977	2:11.385	7	81.349	Louigi Moto
10	16	Aaron Ridewood			Ducati 916	7	15:36.295	1:13.603	79.907	2:10.640	7	81.813	Brown Tool Hire
11	8	Kevin Van De Worp			Honda VTR	7	15:42.081	1:19.389	79.416	2:11.386	7	81.348	
12	91	Steve Parrott			Tigcraft SV 700	7	15:42.183	1:19.491	79.407	2:11.538	7	81.254	Stoneways Insurance
13	17	David Wass	RTB		Honda VTR 1000	7	15:55.771	1:33.079	78.278	2:13.549	7	80.031	Everest M/Cycles/ACE
14	4	Harry Cole			Ducati 748	7	15:56.065	1:33.373	78.254	2:13.489	7	80.067	Respro (UK) Ltd
15	83	Rick Windas			Ducati R 748	7	15:56.339	1:33.647	78.232	2:13.956	7	79.788	
16	187	Simon Schug	RMT	M	Suzuki SV 650	7	16:06.759	1:44.067	77.389	2:10.766	5	81.734	MAK Fencing
17	58	Michael Simmons	RTB		Yamaha TRX 850	7	16:09.565	1:46.873	77.165	2:16.246	4	78.447	
18	66	Joe Carnell			Suzuki SV 650	7	16:11.404	1:48.712	77.019	2:16.182	4	78.484	HM Racing
19	49	Robert Bean			Suzuki GSXR 837	7	16:53.304	2:30.612	73.834	2:17.006	2	78.011	
20	47	Alistair Black	RMT	P	Suzuki SV 650	6	14:34.679	1 Lap	73.316	2:18.665	6	77.078	
21	59	Dave Nester	RMT	P	Suzuki SV 650	6	14:45.723	1 Lap	72.402	2:17.392	4	77.792	
22	92	Matt Jackson	RMT	M	Suzuki SV 650	6	14:49.933	1 Lap	72.060	2:20.377	4	76.138	
23	51	Alex O'Neill	RMT	M	Suzuki SV 650	6	15:06.401	1 Lap	70.750	2:22.222	6	75.150	
24	84	Grant Rodgers	RMT	Mtz	Suzuki SV 650	6	15:35.150	1 Lap	68.575	2:27.189	6	72.614	
25	95	Grant Robinson	RMT	M	Suzuki SV 650	6	16:21.957	1 Lap	65.307	2:33.614	6	69.577	
26	14	Robyn Mapp	RMT	M	Suzuki SV 650	6	16:22.334	1 Lap	65.281	2:35.196	6	68.868	Oonas Divers
27	161	Oliver Robarts	RTB		Suzuki SV 650	6	16:23.962	1 Lap	65.173	2:34.896	6	69.001	
Not classified													
DNF	64	Ashley Buxton	RMT		Suzuki SV 650	4	9:25.298	DNF	75.628	2:10.957	4	81.615	
DNF	43	Colin Walkey			Kawasaki ZXR 750			DNF	-		0	-	

Margin of Victory	Avg. Speed	Best Lap Tm	Best Spd	Best Lap by
20.417	86.724	2:01.816	87.739	29 - Mark Lister

Chief Timekeeper

Orbits

Weather/Track:-Cloudy/Dry



www.mylaps.com

Licensed to: RS Sports Timing



2 - BMCRC - MRO CHAMPIONSHIPS 2011

Lapchart

THUNDERBIKE UK & ROOKIE MINITWINS

SNETTERTON 300 2.969 Miles

RACE 18

27/03/2011 18:00

Race (7 Laps) started at 18:00:05

Competitors	Laps						
	1	2	3	4	5	6	7
Mark Lister (29)	1	29	29	29	29	29	29
Kevin Smith (26)	2	26	26	26	26	26	26
Robert Eyre (87)	3	87	87	87	87	87	87
Martin Cooper (6)	4	6	6	6	6	6	6
James White (63)	5	63	63	20	20	20	20
Sarah Jordan (173)	6	173	173	20	63	63	63
Adam Nelson (20)	7	20	20	173	173	173	173
Mike Parry (3)	8	3	86	86	86	86	86
Paul Witherington (86)	9	86	3	3	3	3	3
Steve Parrott (91)	10	91	8	8	16	16	16
Kevin Van De Worp (8)	11	8	16	16	8	8	91
Aaron Ridewood (16)	12	16	91	91	91	8	91
Rick Windas (83)	13	83	17	17	17	17	17
David Wass (17)	14	17	83	83	83	83	4
Harry Cole (4)	15	4	4	4	4	4	83
Robert Bean (49)	16	49	49	58	58	58	187
Joe Carnell (66)	17	66	58	49	66	66	58
Michael Simmons (58)	18	58	66	66	49	187	66
Simon Schug (187)	19	187	64	64	187	49	49
Ashley Buxton (64)	20	64	187	187	64	47	47
Alistair Black (47)	21	47	47	47	47	59	59
Dave Nester (59)	22	59	59	59	59	92	92
Matt Jackson (92)	23	92	92	92	92	51	51
Alex O'Neill (51)	24	51	51	51	51	84	84
Grant Rodgers (84)	25	84	84	84	84	14	95
Grant Robinson (95)	26	95	95	95	95	95	14
Robyn Mapp (14)	27	14	14	14	14	161	161
Oliver Robarts (161)	28	161	161	161	161		
-	29						

Chief Timekeeper

Orbits

Weather/Track:-Cloudy/Dry



www.mylaps.com

Licensed to: RS Sports Timing

Printed: 27/03/2011 18:20:06



2 - BMCRC - MRO CHAMPIONSHIPS 2011

THUNDERBIKE UK & ROOKIE MINITWINS

SNETTERTON 300 2.969 Miles

RACE 18

27/03/2011 18:00

Race (7 Laps) started at 18:00:05

	7	2:10.155	+0.049	6	2:14.557	+1.068	6	2:18.487	+1.095
<u>(29) Mark Lister</u>				7	2:13.489				
1	<u>(86) Paul Witherington</u>			<u>(83) Rick Windas</u>			<u>(92) Matt Jackson</u>		
2	1			1			1		
3	2	2:12.897	+3.377	2	2:18.292	+4.336	2	2:21.554	+1.177
4	3	2:10.675	+1.155	3	2:15.340	+1.384	3	2:20.617	+0.240
5	4	2:10.368	+0.848	4	2:15.570	+1.614	4	2:20.377	
6	5	2:11.839	+2.319	5	2:14.359	+0.403	5	2:20.866	+0.489
7	6	2:09.619	+0.099	6	2:15.529	+1.573	6	2:20.431	+0.054
	7	2:09.520		7	2:13.956				
<u>(26) Kevin Smith</u>	<u>(3) Mike Parry</u>			<u>(187) Simon Schug</u>			<u>(51) Alex O'Neill</u>		
1	1			1			1		
2	2	2:13.890	+2.505	2	2:11.831	+1.065	2	2:25.563	+3.341
3	3	2:14.063	+2.678	3	2:11.561	+0.795	3	2:24.958	+2.736
4	4	2:13.342	+1.957	4	2:10.884	+0.118	4	2:23.582	+1.360
5	5	2:11.700	+0.315	5	2:10.766		5	2:23.145	+0.923
6	6	2:12.292	+0.907	6	2:14.344	+3.578	6	2:22.222	
7	7	2:11.385		7	2:16.370	+5.604			
<u>(87) Robert Eyre</u>	<u>(16) Aaron Ridewood</u>			<u>(58) Michael Simmons</u>			<u>(84) Grant Rodgers</u>		
1	1			1			1		
2	2	2:12.984	+2.344	2	2:16.700	+0.454	2	2:28.233	+1.044
3	3	2:13.273	+2.633	3	2:17.298	+1.052	3	2:29.363	+2.174
4	4	2:11.852	+1.212	4	2:16.246		4	2:28.600	+1.411
5	5	2:11.727	+1.087	5	2:17.929	+1.683	5	2:29.424	+2.235
6	6	2:12.533	+1.893	6	2:17.145	+0.899	6	2:27.189	
7	7	2:10.640		7	2:17.738	+1.492			
<u>(6) Martin Cooper</u>	<u>(8) Kevin Van De Worp</u>			<u>(66) Joe Carnell</u>			<u>(95) Grant Robinson</u>		
1	1			1			1		
2	2	2:13.814	+2.428	2	2:17.502	+1.320	2	2:38.500	+4.886
3	3	2:14.194	+2.808	3	2:16.914	+0.732	3	2:37.439	+3.825
4	4	2:12.892	+1.506	4	2:16.182		4	2:37.700	+4.086
5	5	2:13.503	+2.117	5	2:18.100	+1.918	5	2:37.969	+4.355
6	6	2:14.838	+3.452	6	2:17.378	+1.196	6	2:33.614	
7	7	2:11.386		7	2:18.907	+2.725			
<u>(20) Adam Nelson</u>	<u>(91) Steve Parrott</u>			<u>(49) Robert Bean</u>			<u>(14) Robyn Mapp</u>		
1	1			1			1		
2	2	2:15.801	+4.263	2	2:17.006		2	2:38.446	+3.250
3	3	2:13.989	+2.451	3	2:18.087	+1.081	3	2:36.885	+1.689
4	4	2:13.696	+2.158	4	2:23.893	+6.887	4	2:35.641	+0.445
5	5	2:12.584	+1.046	5	2:28.139	+11.133	5	2:36.631	+1.435
6	6	2:13.197	+1.659	6	2:28.662	+11.656	6	2:35.196	
7	7	2:11.538		7	2:31.945	+14.939			
<u>(63) James White</u>	<u>(17) David Wass</u>			<u>(47) Alistair Black</u>			<u>(161) Oliver Robarts</u>		
1	1			1			1		
2	2	2:16.910	+3.361	2	2:19.010	+0.345	2	2:38.427	+3.531
3	3	2:15.623	+2.074	3	2:18.809	+0.144	3	2:37.357	+2.461
4	4	2:15.219	+1.670	4	2:19.621	+0.956	4	2:36.212	+1.316
5	5	2:14.665	+1.116	5	2:20.283	+1.618	5	2:36.628	+1.732
6	6	2:15.734	+2.185	6	2:18.665		6	2:34.896	
7	7	2:13.549							
<u>(173) Sarah Jordan</u>	<u>(4) Harry Cole</u>			<u>(59) Dave Nester</u>			<u>(64) Ashley Buxton</u>		
1	1			1			1		
2	2	2:16.862	+3.373	2	2:20.397	+3.005	2	2:11.313	+0.356
3	3	2:15.955	+2.466	3	2:19.864	+2.472	3	2:11.637	+0.680
4	4	2:15.148	+1.659	4	2:17.392		4	2:10.957	
5	5	2:15.204	+1.715	5	2:27.944	+10.552			
6									

Chief Timekeeper

Orbits

Weather/Track:-Cloudy/Dry



www.mylaps.com

Licensed to: RS Sports Timing