



NATIONAL JUNIOR CUP

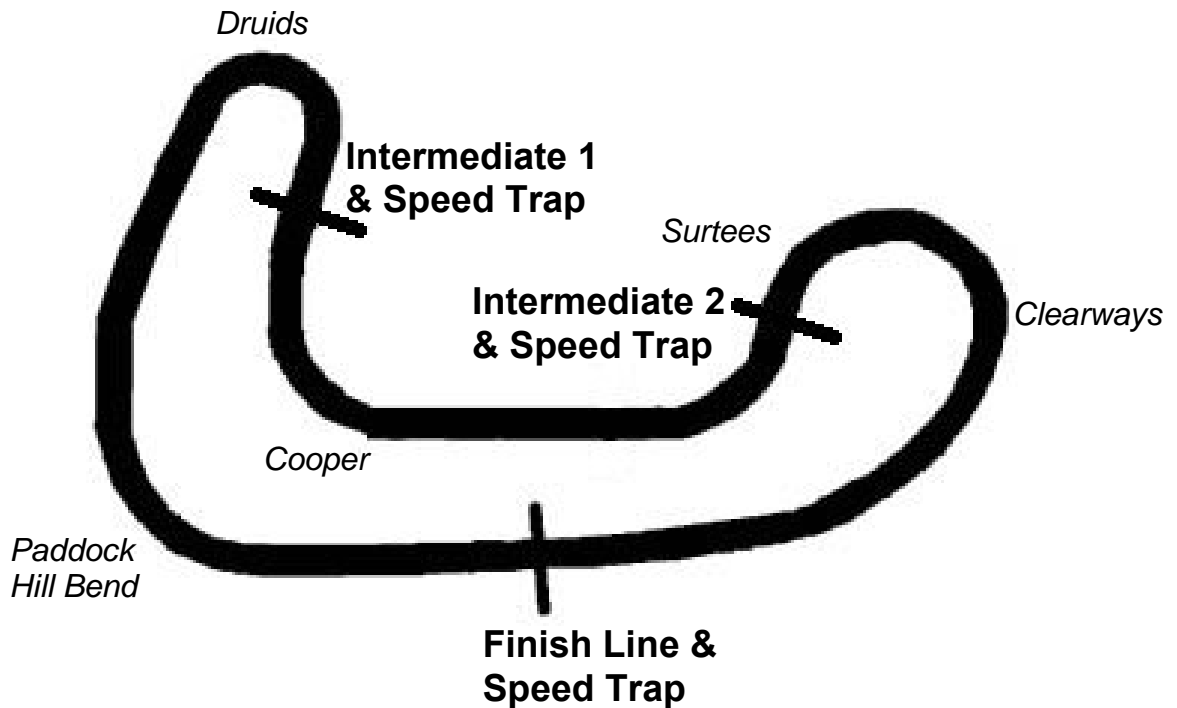
Brands Hatch Indy

6th - 9th April 2012



Results Provided by Timing Solutions Ltd
www.tsl-timing.com

BRANDS HATCH INDY



Circuit Length: 1.2079 miles / 1944.0 metres
 Intermediate 1: 727 metres
 Intermediate 2: 1260 metres
 Pit In: 1671 metres
 Pit Out: 83 metres after Finish Line
 Pit In – Pit Out: 332 metres, @ 60kph = 19.9 seconds, @ 80kph = 14.9 seconds

Lap Records		Best Sector Information					
		Sector 1	S1 Trap (mph)	Sector 2	S2 Trap (mph)	Sector 3	F/L Trap (mph)
Superbike	45.460	17.844	99.2	12.198	94.6	14.907	166.9
Supersport	46.808	18.257	94.0	12.718	92.2	15.345	153.6
Superstock 1000	46.671	18.296	96.2	12.652	92.4	15.296	159.8
Superstock 600	48.179	18.830	91.5	13.098	90.0	15.741	150.1
125GP	48.993	19.232	83.5	13.589	93.2	16.615	129.8

All results available at www.tsl-timing.com



**2012 Rapid Solicitors National Junior Cup
FREE PRACTICE - CLASSIFICATION**

POS	NO	CL	NAME	ENTRY	TIME	ON	LAPS	GAP	DIFF	MPH
1	22		Mason LAW	Kawasaki - MSS Colchester/Lids Direct	58.330	12	15			74.55
2	11		Jesper HUBNER	Kawasaki -	58.564	14	15	0.234	0.234	74.25
3	99		Callum GRIGOR	Kawasaki - Inch VW Bathgate	58.764	12	15	0.434	0.200	74.00
4	2		Max ALEXANDER	Kawasaki - R&T Racing/Clydebank Oil	59.220	13	15	0.890	0.456	73.43
5	19		Jake MASON	Kawasaki - GO GP	1:00.555	15	15	2.225	1.335	71.81
6	17		Carl STEVENS	Kawasaki - Gizmo Galaxy/Legal Solutions	1:00.572	13	14	2.242	0.017	71.79
7	15		Adam CROSS	Kawasaki - G C Haulage	1:01.791	13	14	3.461	1.219	70.37
8	12		Thomas LODGE	Kawasaki - Earnshaws	1:03.298	13	14	4.968	1.507	68.70
9	35		Stefan HILL	Kawasaki - Mutton Roofing/Haywards	1:04.088	10	12	5.758	0.790	67.85
10	5		Aaron CLARKE	Kawasaki - A C Racing	1:05.586	8	13	7.256	1.498	66.30
11	30		Aaron MAXFIELD	Kawasaki - Aaron Maxfield Racing	1:08.176	3	5	9.846	2.590	63.78

Weather / Track : Cloudy / Dry
These results are provisional until the conclusion of any judicial and technical matters.

Brands Hatch Indy
Circuit Length = 1.2079 miles
Start: 09:00 End: 09:16

Race Director :	Stewards :	Timekeeper :
-----------------	------------	--------------

MCRCB BULLETIN TK002

**2012 Rapid Solicitors National Junior Cup
FREE PRACTICE - SECTOR ANALYSIS**

2	Max ALEXANDER											R&T Racing/Clydebank Oil			
1 -	Out	59.4	20.792	56.6	23.022	93.6	1:15.024	9 -	23.329	68.1	17.168	70.3	20.069	94.1	1:00.566
2 -	25.490	65.2	18.452	59.5	20.934	96.0	1:04.876	10 -	22.670	67.6	17.086	72.4	19.906	93.5	59.662
3 -	25.980	56.6	19.387	66.1	20.752	95.9	1:06.119	11 -	22.615	66.1	16.978	71.9	20.031	94.3	59.624
4 -	24.860	65.9	18.208	64.6	20.371	94.5	1:03.439	12 -	22.582	68.5	16.960	74.2	20.014	95.7	59.556
5 -	23.645	66.1	17.937	67.3	20.577	94.1	1:02.159	13 -	22.267	68.0	16.952	76.6	20.001	96.3	59.220
6 -	23.062	64.9	17.746	67.2	20.472	92.6	1:01.280	14 -	22.439	68.6	16.699	73.7	20.126	94.9	59.264
7 -	23.092	65.9	17.637	68.8	20.489	94.5	1:01.218	15 -	22.451	65.7	17.359	75.2	20.026	94.9	59.836
8 -	22.849	67.6	17.310	68.5	20.176	94.7	1:00.335								
5	Aaron CLARKE											A C Racing			
1 -	Out	51.5	24.100	47.4	25.739	91.1	1:27.594	8 -	25.218	64.3	18.681	61.2	21.687	90.8	1:05.586
2 -	31.262	56.5	22.043	55.6	23.922	92.2	1:17.227	9 -	25.298	64.3	19.211	62.2	21.657	93.3	1:06.166
3 -	28.343	60.7	21.094	53.4	23.063	92.8	1:12.500	10 -	25.370	63.2	19.356	63.3	21.719	93.1	1:06.445
4 -	27.274	60.8	20.170	57.7	22.363	92.6	1:09.807	11 -	25.156	63.2	18.743	61.0	22.034	90.7	1:05.933
5 -	26.074	61.7	20.708	56.3	22.706	92.4	1:09.488	12 -	25.101	63.7	19.032	62.8	22.345	89.8	1:06.478
6 -	25.377	63.0	19.879	57.2	22.602	91.8	1:07.858	13 -	26.245	62.6	19.732	61.4	21.741	91.9	1:07.718
7 -	25.955	60.6	19.455	64.4	21.432	93.9	1:06.842								
11	Jesper HUBNER														
1 -	Out	62.1	20.377	57.3	22.237	93.6	1:12.582	9 -	23.253	67.4	16.875	72.2	20.072	95.5	1:00.200
2 -	25.403	67.0	17.980	66.1	21.393	93.6	1:04.776	10 -	23.474	68.1	16.682	74.4	19.745	97.0	59.901
3 -	25.240	67.2	18.311	68.1	20.707	94.1	1:04.258	11 -	22.652	67.9	16.489	72.3	19.871	95.9	59.012
4 -	24.351	67.2	17.848	65.3	20.714	93.7	1:02.913	12 -	22.714	68.7	16.309	74.7	19.793	96.1	58.816
5 -	24.093	67.9	17.008	70.7	20.199	94.4	1:01.300	13 -	22.706	68.1	16.773	70.8	19.891	95.2	59.370
6 -	23.585	67.2	16.938	71.9	20.143	94.7	1:00.666	14 -	22.481	68.6	16.309	73.3	19.774	96.4	58.564
7 -	23.448	68.5	16.757	72.2	20.057	95.6	1:00.262	15 -	22.554	68.5	16.361	73.2	19.690	96.1	58.605
8 -	23.538	67.4	16.977	71.4	20.015	95.7	1:00.530								
12	Thomas LODGE											Earnshaws			
1 -	Out	59.4	20.240	63.4	22.418	95.5	1:13.474	8 -	25.826	64.5	18.127	69.1	20.729	96.3	1:04.682
2 -	27.126	66.1	19.014	67.9	22.153	95.1	1:08.293	9 -	25.097	65.7	18.536	68.0	20.832	95.6	1:04.465
3 -	25.732	65.7	19.218	65.8	21.606	95.5	1:06.556	10 -	25.371	65.3	18.203	68.9	20.858	95.3	1:04.432
4 -	26.266	67.6	18.861	64.6	21.590	96.3	1:06.717	11 -	25.153	66.0	18.326	66.3	20.942	95.9	1:04.421
5 -	25.889	67.1	18.278	68.5	21.220	96.7	1:05.387	12 -	25.063	67.2	17.951	68.0	20.943	95.7	1:03.957
6 -	25.412	66.7	18.337	69.4	20.843	96.8	1:04.592	13 -	24.856	67.2	17.790	66.5	20.652	95.6	1:03.298
7 -	25.367	65.2	18.651	69.4	21.102	96.0	1:05.120	14 -	24.859	67.4	17.931	66.8	20.758	94.0	1:03.548
15	Adam CROSS											G C Haulage			
1 -	Out	60.3	20.011	61.5	22.881	90.8	1:11.537	8 -	25.003	61.5	17.726	72.0	21.103	92.7	1:03.832
2 -	26.572	63.5	19.384	65.9	22.127	91.7	1:08.083	9 -	24.194	66.9	17.357	71.0	21.061	93.2	1:02.612
3 -	25.543	64.2	18.561	69.7	21.776	93.7	1:05.880	10 -	24.385	64.9	18.093	71.0	21.043	93.1	1:03.521
4 -	26.386	62.1	19.125	66.4	22.067	94.8	1:07.578	11 -	24.471	65.2	17.416	72.7	20.901	93.3	1:02.788
5 -	25.241	67.0	18.144	69.9	21.587	92.7	1:04.972	12 -	24.038	66.9	17.166	72.5	20.670	93.6	1:01.874
6 -	25.262	64.7	17.965	67.4	21.431	93.7	1:04.658	13 -	23.730	66.7	17.077	74.4	20.984	93.5	1:01.791
7 -	25.078	63.6	18.418	67.7	21.450	93.5	1:04.946	14 -	23.716	66.8	17.400	71.6	20.947	93.3	1:02.063
17	Carl STEVENS											Gizmo Galaxy/Legal Solutions			
1 -	Out	56.6	21.159	54.6	23.789	90.4	1:18.757	8 -	24.697	66.1	18.838	62.6	21.342	92.4	1:04.877
2 -	28.886	60.3	20.074	58.3	22.287	92.1	1:11.247	9 -	24.673	64.8	18.843	65.2	21.342	93.5	1:04.858
3 -	26.654	62.4	19.108	62.9	22.000	91.2	1:07.762	10 -	24.083	67.3	19.159	63.2	20.998	94.4	1:04.240
4 -	26.017	64.9	18.976	62.5	21.369	94.1	1:06.362	11 -	24.024	67.5	18.855	64.2	20.669	94.1	1:03.548
5 -	25.328	65.5	19.735	57.3	22.870	92.4	1:07.933	12 -	23.818	68.4	18.162	68.6	20.116	96.3	1:02.096
6 -	25.043	65.7	19.345	61.0	21.581	93.5	1:05.969	13 -	22.857	70.4	17.639	69.6	20.076	96.4	1:00.572
7 -	25.133	66.3	18.959	62.9	21.734	91.4	1:05.826	14 -	23.075	69.2	17.612	67.0	20.138	96.6	1:00.825
19	Jake MASON											GO GP			
1 -	Out	62.7	19.421	62.8	23.017	89.8	1:13.681	9 -	23.318	67.2	16.800	74.9	20.745	94.1	1:00.863
2 -	26.609	64.7	19.027	69.0	22.166	93.5	1:07.802	10 -	23.696	68.7	18.382	63.5	21.122	94.5	1:03.200
3 -	26.243	66.5	18.457	67.7	21.243	95.9	1:05.943	11 -	23.542	66.1	17.180	73.1	20.638	94.4	1:01.360
4 -	25.643	62.7	19.198	67.5	21.337	93.6	1:06.178	12 -	23.790	66.7	17.100	73.9	20.613	93.1	1:01.503
5 -	24.623	68.4	17.696	69.9	20.884	94.9	1:03.203	13 -	23.356	67.1	16.861	76.1	20.377	94.8	1:00.594

Weather / Track : Cloudy / Dry

Brands Hatch Indy
Circuit Length = 1.2079 miles
Start: 09:00 End: 09:16

MCRCB BULLETIN TK002

2012 Rapid Solicitors National Junior Cup
FREE PRACTICE - SECTOR ANALYSIS

6 -	23.937	67.9	17.063	73.7	20.675	94.9	1:01.675	14 -	23.651	67.7	16.931	75.2	20.549	94.8	1:01.131
7 -	23.915	68.4	17.187	73.3	20.998	95.6	1:02.100	15 -	23.188	68.5	17.004	74.7	20.363	95.5	1:00.555
8 -	23.676	65.9	17.266	72.9	20.737	94.9	1:01.679								
22	Mason LAW			MSS Colchester/Lids Direct											
1 -	Out	61.8	19.646	61.2	22.142	93.9	1:14.012	9 -	22.885	67.8	16.664	74.7	19.800	97.8	59.349
2 -	26.499	64.9	18.703	68.5	22.174	94.0	1:07.376	10 -	22.807	65.7	16.384	77.9	19.582	93.6	58.773
3 -	27.611	65.7	17.809	72.6	20.623	97.0	1:06.043	11 -	22.648	68.1	16.417	78.2	19.916	95.2	58.981
4 -	24.058	67.8	16.978	74.1	20.522	97.1	1:01.558	12 -	22.467	68.3	16.284	79.9	19.579	98.3	58.330
5 -	23.770	68.3	16.910	70.9	20.267	95.2	1:00.947	13 -	22.934	67.4	16.355	78.5	20.304	94.0	59.593
6 -	23.813	66.7	16.913	74.6	20.279	96.1	1:01.005	14 -	22.682	68.3	16.343	79.0	19.853	94.4	58.878
7 -	23.442	67.9	16.780	75.8	19.925	97.0	1:00.147	15 -	22.482	67.9	16.379	77.9	19.985	96.3	58.846
8 -	23.448	67.4	17.503	75.3	19.926	96.6	1:00.877								
30	Aaron MAXFIELD			Aaron Maxfield Racing											
1 -	Out	64.1	20.736	56.6	23.637	93.3	1:16.632	4 -	27.557	61.7	20.187	59.4	22.208	92.9	1:09.952
2 -	28.413	63.2	20.116	60.9	22.016	93.9	1:10.545	5 -	27.602	59.7	20.945	54.1	23.635	91.6	1:12.182
3 -	26.369	64.5	19.706	60.1	22.101	94.0	1:08.176								
35	Stefan HILL			Mutton Roofing/Haywards											
1 -	Out	48.9	24.358	48.6	24.914	92.1	1:23.863	7 -	Out	67.1	18.661	69.8	20.831	94.0	1:04.843
2 -	30.500	60.8	20.983	58.3	23.449	92.9	1:14.932	8 -	25.147	66.5	18.337	70.0	20.605	94.4	1:04.089
3 -	28.778	64.6	21.489	59.3	21.925	93.5	1:12.192	9 -	25.625	68.9	18.155	71.0	20.330	95.9	1:04.110
4 -	27.816	66.7	20.335	59.1	21.874	93.1	1:10.025	10 -	25.647	68.6	18.041	73.2	20.400	94.9	1:04.088
5 -	26.428	68.2	18.635	66.4	20.853	94.1	1:05.916	11 -	25.462	68.4	19.031	70.7	20.491	95.6	1:04.984
6 -	25.803	66.7	20.357	63.2	In		2:44.833 P	12 -	25.523	67.1	18.489	66.6	22.034	82.1	1:06.046
99	Callum GRIGOR			Inch VW Bathgate											
1 -	Out	62.1	19.971	59.9	22.586	90.8	1:11.255	9 -	23.007	65.9	16.770	70.6	20.315	93.9	1:00.092
2 -	25.961	65.2	17.946	66.4	21.916	92.3	1:05.823	10 -	22.860	66.5	16.818	73.5	20.080	93.6	59.758
3 -	24.741	63.7	18.390	67.3	21.604	92.1	1:04.735	11 -	22.568	66.5	16.573	71.9	20.247	93.2	59.388
4 -	23.846	67.2	17.216	68.0	21.029	93.1	1:02.091	12 -	22.302	69.2	16.441	73.7	20.021	94.7	58.764
5 -	23.329	67.6	16.794	71.4	20.842	92.8	1:00.965	13 -	23.174	64.0	16.994	66.5	20.790	94.1	1:00.958
6 -	23.265	66.0	16.779	70.8	20.536	93.5	1:00.580	14 -	22.586	69.5	16.527	74.7	20.092	93.7	59.205
7 -	23.010	68.4	16.655	71.1	20.444	94.1	1:00.109	15 -	22.813	68.4	16.351	75.4	20.112	93.9	59.276
8 -	23.256	66.7	16.848	71.9	20.446	94.0	1:00.550								

Weather / Track : Cloudy / Dry

Brands Hatch Indy
Circuit Length = 1.2079 miles
Start: 09:00 End: 09:16

MCRCB BULLETIN TK003

2012 Rapid Solicitors National Junior Cup FREE PRACTICE - SPEED TRAPS

SECTOR 1				SECTOR 2			FINISH LINE			
POS	NO	NAME	MPH	NO	NAME	MPH	NO	NAME	MPH	
1	17	Carl STEVENS	70.4	22	Mason LAW	79.9	22	Mason LAW	98.3	
2	99	Callum GRIGOR	69.5	2	Max ALEXANDER	76.6	11	Jesper HUBNER	97.0	
3	35	Stefan HILL	68.9	19	Jake MASON	76.1	12	Thomas LODGE	96.8	
4	11	Jesper HUBNER	68.7	99	Callum GRIGOR	75.4	17	Carl STEVENS	96.6	
5	19	Jake MASON	68.7	11	Jesper HUBNER	74.7	2	Max ALEXANDER	96.3	
6	2	Max ALEXANDER	68.6	15	Adam CROSS	74.4	19	Jake MASON	95.9	
7	22	Mason LAW	68.3	35	Stefan HILL	73.2	35	Stefan HILL	95.9	
8	12	Thomas LODGE	67.6	17	Carl STEVENS	69.6	15	Adam CROSS	94.8	
9	15	Adam CROSS	67.0	12	Thomas LODGE	69.4	99	Callum GRIGOR	94.7	
10	30	Aaron MAXFIELD	64.5	5	Aaron CLARKE	64.4	30	Aaron MAXFIELD	94.0	
11	5	Aaron CLARKE	64.3	30	Aaron MAXFIELD	60.9	5	Aaron CLARKE	93.9	

Weather / Track : Cloudy / Dry

Brands Hatch Indy
Circuit Length = 1.2079 miles
Start: 09:00 End: 09:16

MCRCB BULLETIN TK004

2012 Rapid Solicitors National Junior Cup FREE PRACTICE - BEST SECTOR TIMES

SECTOR 1			SECTOR 2			SECTOR 3			IDEAL / BEST COMPARISON							
POS	NO	NAME	TIME	NO	NAME	TIME	NO	NAME	TIME	POS	NO	NAME	IDEAL	BEST	DIFF	
1	2	ALEXANDER	22.267	22	LAW	16.284	22	LAW	19.579	1	22	LAW	58.330	58.330	0.000	
2	99	GRIGOR	22.302	11	HUBNER	16.309	11	HUBNER	19.690	2	11	HUBNER	58.480	58.564	0.084	
3	22	LAW	22.467	99	GRIGOR	16.351	2	ALEXANDER	19.906	3	99	GRIGOR	58.674	58.764	0.090	
4	11	HUBNER	22.481	2	ALEXANDER	16.699	99	GRIGOR	20.021	4	2	ALEXANDER	58.872	59.220	0.348	
5	17	STEVENS	22.857	19	MASON	16.800	17	STEVENS	20.076	5	19	MASON	1:00.351	1:00.555	0.204	
6	19	MASON	23.188	15	CROSS	17.077	35	HILL	20.330	6	17	STEVENS	1:00.545	1:00.572	0.027	
7	15	CROSS	23.716	17	STEVENS	17.612	19	MASON	20.363	7	15	CROSS	1:01.463	1:01.791	0.328	
8	12	LODGE	24.856	12	LODGE	17.790	12	LODGE	20.652	8	12	LODGE	1:03.298	1:03.298	0.000	
9	5	CLARKE	25.101	35	HILL	18.041	15	CROSS	20.670	9	35	HILL	1:03.518	1:04.088	0.570	
10	35	HILL	25.147	5	CLARKE	18.681	5	CLARKE	21.432	10	5	CLARKE	1:05.214	1:05.586	0.372	
11	30	MAXFIELD	26.369	30	MAXFIELD	19.706	30	MAXFIELD	22.016	11	30	MAXFIELD	1:08.091	1:08.176	0.085	
													Perfect Lap		58.130	

Weather / Track : Cloudy / Dry

Brands Hatch Indy
Circuit Length = 1.2079 miles
Start: 09:00 End: 09:16

2012 Rapid Solicitors National Junior Cup QUALIFYING - CLASSIFICATION

POS	NO	CL	NAME	ENTRY	TIME	ON	LAPS	GAP	DIFF	MPH
1	22		Mason LAW	Kawasaki - MSS Colchester/Lids Direct	56.718	14	16			76.67
2	2		Max ALEXANDER	Kawasaki - R&T Racing/Clydebank Oil	57.503	13	15	0.785	0.785	75.62
3	11		Jesper HUBNER	Kawasaki -	57.675	15	16	0.957	0.172	75.39
4	19		Jake MASON	Kawasaki - GO GP	58.097	13	15	1.379	0.422	74.85
5	99		Callum GRIGOR	Kawasaki - Inch VW Bathgate	58.116	6	16	1.398	0.019	74.82
6	15		Adam CROSS	Kawasaki - G C Haulage	58.937	13	15	2.219	0.821	73.78
7	17		Carl STEVENS	Kawasaki - Gizmo Galaxy/Legal Solutions	59.272	7	15	2.554	0.335	73.36
8	30		Aaron MAXFIELD	Kawasaki - Aaron Maxfield Racing	59.664	7	15	2.946	0.392	72.88
9	12		Thomas LODGE	Kawasaki - Earnshaws	1:00.125	11	15	3.407	0.461	72.32
10	35		Stefan HILL	Kawasaki - Mutton Roofing/Haywards	1:00.324	5	14	3.606	0.199	72.08
11	5		Aaron CLARKE	Kawasaki - A C Racing	1:00.355	12	15	3.637	0.031	72.05

Weather / Track : Sunny / Dry

These results are provisional until the conclusion of any judicial and technical matters.

Brands Hatch Indy
Circuit Length = 1.2079 miles
Start: 10:35 End: 10:51

Race Director :	Stewards :	Timekeeper :
-----------------	------------	--------------

MCRCB BULLETIN TK014

2012 Rapid Solicitors National Junior Cup

QUALIFYING - SECTOR ANALYSIS

2	Max ALEXANDER					R&T Racing/Clydebank Oil									
1-	Out	67.7	17.553	68.5	20.166	95.5	1:02.479	9-	22.047	68.8	16.392	77.5	19.767	94.7	58.206
2-	22.603	68.9	16.802	75.7	20.026	95.3	59.431	10-	21.964	69.5	16.407	79.3	19.794	95.1	58.165
3-	22.877	69.2	16.731	75.8	19.959	94.9	59.567	11-	22.339	68.6	16.693	78.5	19.608	95.7	58.640
4-	22.620	69.6	16.827	76.7	19.958	95.3	59.405	12-	21.753	69.8	16.902	77.4	19.736	94.9	58.391
5-	22.406	70.1	16.605	75.3	19.777	96.0	58.788	13-	21.872	68.9	16.134	79.7	19.497	96.0	57.503
6-	22.020	70.0	16.602	78.2	19.708	95.5	58.330	14-	22.018	69.9	16.403	78.4	19.817	95.5	58.238
7-	22.445	68.8	16.385	79.5	19.932	94.8	58.762	15-	22.239	69.7	16.726	77.9	19.707	95.7	58.672
8-	22.051	69.8	16.265	79.0	19.837	93.3	58.153								
5	Aaron CLARKE					A C Racing									
1-	Out	61.3	19.133	65.3	21.318	93.3	1:07.085	9-	23.684	65.6	17.559	71.1	20.296	94.3	1:01.539
2-	24.068	67.1	18.209	68.0	20.631	94.5	1:02.908	10-	23.264	67.5	17.521	69.4	20.515	94.3	1:01.300
3-	23.710	68.5	17.839	68.9	20.721	94.3	1:02.270	11-	23.269	67.9	17.408	70.5	20.460	94.5	1:01.137
4-	23.610	68.5	17.611	67.0	20.857	94.0	1:02.078	12-	23.047	66.9	17.076	72.7	20.232	94.4	1:00.355
5-	23.252	68.5	17.422	68.9	20.793	94.4	1:01.467	13-	23.386	69.2	16.982	74.1	20.314	94.1	1:00.682
6-	23.140	68.7	17.493	68.6	20.597	94.9	1:01.230	14-	23.432	66.1	17.061	72.2	20.244	93.9	1:00.737
7-	22.966	69.7	17.221	70.1	20.455	93.9	1:00.642	15-	23.263	66.8	17.099	71.9	20.307	93.3	1:00.669
8-	22.970	66.9	17.394	68.4	20.503	94.5	1:00.867								
11	Jesper HUBNER														
1-	Out	66.2	16.908	72.6	20.108	94.7	1:00.644	9-	23.232	67.6	16.389	77.7	19.669	94.1	59.290
2-	22.459	68.5	16.314	75.6	19.774	95.7	58.547	10-	22.354	68.6	16.144	78.2	19.724	94.1	58.222
3-	22.314	68.3	16.218	77.0	19.665	95.6	58.197	11-	22.311	67.9	16.316	78.2	19.691	92.9	58.318
4-	22.236	68.8	16.367	76.9	19.830	93.5	58.433	12-	23.526	65.9	16.505	78.6	19.727	93.2	59.758
5-	22.490	68.1	16.242	76.3	19.729	94.1	58.461	13-	22.189	67.4	16.307	78.1	19.693	92.8	58.189
6-	22.325	68.6	16.176	77.5	19.779	92.7	58.280	14-	22.088	68.1	16.226	78.6	19.682	92.6	57.996
7-	22.534	67.9	16.154	77.1	19.860	92.8	58.548	15-	22.027	67.9	16.160	79.3	19.488	93.5	57.675
8-	22.365	67.6	16.591	72.4	19.988	92.1	58.944	16-	22.396	66.5	16.646	73.9	19.675	92.2	58.717
12	Thomas LODGE					Earnshaws									
1-	Out	64.2	18.799	63.4	21.434	93.6	1:06.041	9-	23.371	69.0	17.145	71.9	20.135	95.2	1:00.651
2-	24.553	65.1	17.958	65.7	20.741	95.7	1:03.252	10-	23.471	69.0	17.400	71.7	20.021	96.0	1:00.892
3-	24.024	68.3	18.015	67.3	20.464	96.0	1:02.503	11-	23.253	68.9	17.080	72.5	19.792	97.0	1:00.125
4-	24.044	68.2	17.718	68.8	20.600	95.5	1:02.362	12-	23.257	69.2	16.974	72.2	20.127	97.0	1:00.358
5-	23.770	67.6	17.319	71.7	20.386	94.3	1:01.475	13-	23.616	68.7	17.188	71.1	19.893	96.1	1:00.697
6-	24.124	68.5	17.350	70.3	20.279	95.2	1:01.753	14-	23.302	68.4	17.146	72.7	19.942	96.8	1:00.390
7-	23.567	69.6	17.268	72.2	20.159	94.8	1:00.994	15-	23.741	68.6	17.134	73.7	20.154	95.7	1:01.029
8-	23.723	68.1	17.473	71.2	20.214	95.5	1:01.410								
15	Adam CROSS					G C Haulage									
1-	Out	64.4	19.002	63.4	22.081	92.4	1:07.766	9-	23.270	67.4	17.060	76.0	20.296	94.1	1:00.626
2-	24.781	65.0	17.959	68.5	21.197	92.9	1:03.937	10-	22.957	68.3	17.018	75.3	20.339	94.0	1:00.314
3-	23.627	67.6	17.921	68.7	21.175	93.2	1:02.723	11-	22.717	68.6	16.912	76.0	20.169	94.0	59.798
4-	23.965	68.6	17.666	68.5	20.459	94.8	1:02.090	12-	22.874	66.4	17.081	75.8	20.078	94.5	1:00.033
5-	23.495	61.3	17.880	71.7	20.433	93.9	1:01.808	13-	22.453	69.1	16.551	77.8	19.933	94.9	58.937
6-	23.221	68.0	17.289	73.1	20.572	94.0	1:01.082	14-	22.497	69.0	16.977	76.0	20.076	94.8	59.550
7-	23.559	64.9	17.183	73.1	20.579	93.9	1:01.321	15-	22.627	68.6	16.588	78.7	19.995	92.7	59.210
8-	22.908	67.9	17.232	75.1	20.311	92.8	1:00.451								
17	Carl STEVENS					Gizmo Galaxy/Legal Solutions									
1-	Out	58.7	19.731	60.8	21.801	92.9	1:08.523	9-	22.615	70.1	17.033	72.0	19.950	95.7	59.598
2-	25.217	66.8	18.600	66.2	20.737	94.8	1:04.554	10-	22.518	70.9	17.067	70.6	19.963	96.3	59.548
3-	23.771	69.2	17.938	67.9	20.599	95.7	1:02.308	11-	22.867	70.2	17.225	72.6	19.975	97.3	1:00.067
4-	23.116	69.5	18.020	66.6	20.382	93.6	1:01.518	12-	22.764	69.9	17.336	71.4	19.747	97.8	59.847
5-	22.907	69.8	17.506	68.0	20.253	94.4	1:00.666	13-	23.558	69.0	17.439	68.8	19.825	98.3	1:00.822
6-	22.580	70.4	17.224	69.4	20.136	95.1	59.940	14-	23.060	68.2	17.397	70.9	19.751	98.7	1:00.208
7-	22.360	70.7	16.903	70.9	20.009	95.5	59.272	15-	22.812	71.0	17.180	68.7	19.716	96.0	59.708
8-	22.233	70.7	17.498	69.7	20.238	95.2	59.969								
19	Jake MASON					GO GP									
1-	Out	68.8	17.231	63.6	21.049	95.5	1:03.048	9-	22.936	67.4	16.372	77.5	20.273	94.1	59.581

Weather / Track : Sunny / Dry

Brands Hatch Indy
Circuit Length = 1.2079 miles
Start: 10:35 End: 10:51

MCRCB BULLETIN TK014

2012 Rapid Solicitors National Junior Cup

QUALIFYING - SECTOR ANALYSIS

2 -	22.634	70.3	16.229	77.7	20.598	93.9	59.461	10 -	22.893	68.6	16.023	78.6	20.075	95.5	58.991	
3 -	23.153	66.6	16.342	77.3	20.463	93.6	59.958	11 -	22.333	71.4	17.223	76.9	20.026	95.2	59.582	
4 -	22.694	69.6	16.568	74.9	20.301	95.1	59.563	12 -	22.915	67.7	16.196	77.1	20.002	94.7	59.113	
5 -	22.763	67.1	16.401	77.0	19.869	95.9	59.033	13 -	22.370	71.1	15.922	77.5	19.805	94.9	58.097	
6 -	22.401	70.0	16.162	75.7	19.969	95.6	58.532	14 -	22.800	69.6	16.145	77.1	19.820	94.7	58.765	
7 -	22.728	69.8	17.006	74.8	20.141	94.5	59.875	15 -	22.482	68.2	16.093	78.9	20.047	93.7	58.622	
8 -	22.720	69.7	16.244	77.7	20.123	94.0	59.087									
22	Mason LAW							MSS Colchester/Lids Direct								
1 -	Out	67.6	16.843	76.3	20.097	95.9	1:00.873	9 -	21.684	69.8	15.961	80.9	19.560	94.3	57.205	
2 -	22.397	68.8	16.297	79.0	19.875	94.7	58.569	10 -	21.971	69.6	15.994	79.5	19.548	95.1	57.513	
3 -	22.201	68.5	16.376	78.4	19.776	93.2	58.353	11 -	21.917	69.6	15.827	80.8	19.408	98.1	57.152	
4 -	21.943	70.4	16.080	80.0	19.489	94.1	57.512	12 -	21.986	69.1	16.264	80.9	19.426	94.7	57.676	
5 -	21.882	69.7	15.932	80.0	19.550	94.0	57.364	13 -	21.746	69.0	16.021	81.0	19.547	97.7	57.314	
6 -	21.768	69.8	16.062	78.6	19.540	94.9	57.370	14 -	21.782	69.7	15.744	81.8	19.192	95.6	56.718	
7 -	21.816	70.1	15.872	80.8	19.536	95.3	57.224	15 -	21.717	68.9	16.348	73.8	19.681	99.0	57.746	
8 -	21.614	70.2	15.894	81.0	19.475	95.2	56.983	16 -	29.308	55.4	20.267	59.2	24.878	72.6	1:14.453	
30	Aaron MAXFIELD							Aaron Maxfield Racing								
1 -	Out	65.7	18.781	65.6	20.892	96.0	1:05.575	9 -	23.433	66.7	18.425	67.4	20.279	95.3	1:02.137	
2 -	23.982	68.1	18.075	70.8	20.535	95.7	1:02.592	10 -	22.917	69.8	17.477	70.0	20.201	95.7	1:00.595	
3 -	23.600	68.1	17.625	71.2	20.248	95.7	1:01.473	11 -	23.239	68.2	17.471	71.8	20.037	95.6	1:00.747	
4 -	23.258	69.2	17.511	72.5	19.977	96.7	1:00.746	12 -	23.321	68.6	17.504	71.1	20.271	95.3	1:01.096	
5 -	23.469	69.4	17.529	68.6	20.079	94.5	1:01.077	13 -	24.188	68.1	17.487	71.6	20.006	96.0	1:01.681	
6 -	23.034	68.9	17.213	74.2	20.015	95.9	1:00.262	14 -	23.008	69.3	17.472	71.6	20.161	96.0	1:00.641	
7 -	22.624	69.8	17.078	73.5	19.962	95.1	59.664	15 -	23.036	69.4	17.143	71.8	20.003	94.7	1:00.182	
8 -	22.765	69.5	16.956	73.3	19.999	95.2	59.720									
35	Stefan HILL							Mutton Roofing/Haywards								
1 -	Out	68.9	17.685	75.3	20.005	97.1	1:01.484	8 -	24.011	69.1	17.911	71.0	20.352	95.1	1:02.274	
2 -	24.411	70.1	18.461	73.3	20.291	96.8	1:03.163	9 -	24.251	69.3	17.998	68.7	20.569	94.7	1:02.818	
3 -	24.065	69.9	18.240	60.3	In		1:39.124 P	10 -	23.904	69.4	17.392	73.6	20.453	95.1	1:01.749	
4 -	Out	67.4	17.449	71.4	20.217	94.7	1:00.745	11 -	23.583	70.1	17.457	74.6	20.184	94.3	1:01.224	
5 -	23.579	70.1	16.730	77.4	20.015	95.9	1:00.324	12 -	23.887	69.2	17.407	75.8	20.281	94.1	1:01.575	
6 -	23.935	69.5	16.986	76.0	20.446	95.3	1:01.367	13 -	23.931	69.7	17.120	74.2	19.929	95.1	1:00.980	
7 -	23.390	69.6	16.940	75.1	20.175	94.8	1:00.505	14 -	23.775	66.9	17.204	74.1	20.456	94.3	1:01.435	
99	Callum GRIGOR							Inch VW Bathgate								
1 -	Out	65.5	17.517	66.9	21.014	92.1	1:03.610	9 -	22.307	68.7	16.230	76.6	19.999	93.2	58.536	
2 -	23.843	64.8	17.348	72.5	20.447	93.3	1:01.638	10 -	22.350	69.2	16.180	76.0	19.925	94.0	58.455	
3 -	22.481	68.4	16.490	73.0	20.186	91.9	59.157	11 -	22.173	69.2	16.299	75.3	20.280	91.9	58.752	
4 -	22.350	69.5	16.470	75.2	20.109	93.2	58.929	12 -	22.300	69.2	16.291	75.7	19.929	94.4	58.520	
5 -	22.741	66.5	16.399	75.7	19.946	93.9	59.086	13 -	22.079	69.8	16.351	76.1	20.037	93.7	58.467	
6 -	22.099	69.8	16.029	77.9	19.988	93.2	58.116	14 -	22.148	69.3	16.300	76.3	19.943	93.9	58.391	
7 -	22.157	69.7	16.147	77.5	20.075	93.3	58.379	15 -	22.152	69.2	16.076	77.4	20.072	93.1	58.300	
8 -	22.225	69.8	16.175	73.9	20.078	93.3	58.478	16 -	22.609	67.4	16.312	75.6	19.796	94.5	58.717	

Weather / Track : Sunny / Dry

Brands Hatch Indy
Circuit Length = 1.2079 miles
Start: 10:35 End: 10:51

MCRCB BULLETIN TK015

2012 Rapid Solicitors National Junior Cup QUALIFYING - SPEED TRAPS

SECTOR 1				SECTOR 2			FINISH LINE		
POS	NO	NAME	MPH	NO	NAME	MPH	NO	NAME	MPH
1	19	Jake MASON	71.4	22	Mason LAW	81.8	22	Mason LAW	99.0
2	17	Carl STEVENS	71.0	2	Max ALEXANDER	79.7	17	Carl STEVENS	98.7
3	2	Max ALEXANDER	70.7	11	Jesper HUBNER	79.3	35	Stefan HILL	97.1
4	22	Mason LAW	70.4	19	Jake MASON	78.9	12	Thomas LODGE	97.0
5	35	Stefan HILL	70.1	15	Adam CROSS	78.1	30	Aaron MAXFIELD	96.7
6	30	Aaron MAXFIELD	69.8	99	Callum GRIGOR	77.9	2	Max ALEXANDER	96.0
7	99	Callum GRIGOR	69.8	35	Stefan HILL	77.4	19	Jake MASON	95.9
8	5	Aaron CLARKE	69.7	30	Aaron MAXFIELD	74.2	11	Jesper HUBNER	95.7
9	12	Thomas LODGE	69.6	5	Aaron CLARKE	74.1	5	Aaron CLARKE	94.9
10	15	Adam CROSS	69.1	12	Thomas LODGE	73.7	15	Adam CROSS	94.9
11	11	Jesper HUBNER	68.8	17	Carl STEVENS	72.6	99	Callum GRIGOR	94.5

Weather / Track : Sunny / Dry

Brands Hatch Indy
Circuit Length = 1.2079 miles
Start: 10:35 End: 10:51

MCRCB BULLETIN TK016

2012 Rapid Solicitors National Junior Cup QUALIFYING - BEST SECTOR TIMES

SECTOR 1			SECTOR 2			SECTOR 3			IDEAL / BEST COMPARISON							
POS	NO	NAME	TIME	NO	NAME	TIME	NO	NAME	TIME	POS	NO	NAME	IDEAL	BEST	DIFF	
1	22	LAW	21.614	22	LAW	15.744	22	LAW	19.192	1	22	LAW	56.550	56.718	0.168	
2	2	ALEXANDER	21.753	19	MASON	15.922	11	HUBNER	19.488	2	2	ALEXANDER	57.384	57.503	0.119	
3	11	HUBNER	22.027	99	GRIGOR	16.029	2	ALEXANDER	19.497	3	11	HUBNER	57.659	57.675	0.016	
4	99	GRIGOR	22.079	2	ALEXANDER	16.134	17	STEVENS	19.716	4	99	GRIGOR	57.904	58.116	0.212	
5	17	STEVENS	22.233	11	HUBNER	16.144	12	LODGE	19.792	5	19	MASON	58.060	58.097	0.037	
6	19	MASON	22.333	15	CROSS	16.551	99	GRIGOR	19.796	6	17	STEVENS	58.852	59.272	0.420	
7	15	CROSS	22.453	35	HILL	16.730	19	MASON	19.805	7	15	CROSS	58.937	58.937	0.000	
8	30	MAXFIELD	22.624	17	STEVENS	16.903	35	HILL	19.929	8	30	MAXFIELD	59.542	59.664	0.122	
9	5	CLARKE	22.966	30	MAXFIELD	16.956	15	CROSS	19.933	9	12	LODGE	1:00.019	1:00.125	0.106	
10	12	LODGE	23.253	12	LODGE	16.974	30	MAXFIELD	19.962	10	35	HILL	1:00.049	1:00.324	0.275	
11	35	HILL	23.390	5	CLARKE	16.982	5	CLARKE	20.232	11	5	CLARKE	1:00.180	1:00.355	0.175	
													Perfect Lap		56.550	

Weather / Track : Sunny / Dry


Brands Hatch Indy
Circuit Length = 1.2079 miles
Start: 10:35 End: 10:51



2012 Rapid Solicitors National Junior Cup
RACE 1 - GRID

ROW 3		1:00.355 5 Aaron CLARKE	1:00.324 35 Stefan HILL	1:00.125 12 Thomas LODGE
ROW 2	59.664 30 Aaron MAXFIELD	59.272 17 Carl STEVENS	58.937 15 Adam CROSS	58.116 99 Callum GRIGOR
ROW 1	58.097 19 Jake MASON	57.675 11 Jesper HUBNER	57.503 2 Max ALEXANDER	56.718 22 Mason LAW

Pole



Brands Hatch Indy
Circuit Length = 1.2079 miles

These results are provisional until the conclusion of any judicial and technical matters.

Race Director :	Stewards :	Timekeeper :
-----------------	------------	--------------

MCRCB BULLETIN TK026



2012 Rapid Solicitors National Junior Cup
RACE 1 - CLASSIFICATION

POS	NO	CL	NAME	ENTRY	LAPS	TIME	GAP	DIFF	MPH	BEST	ON
1	22		Mason LAW	Kawasaki - MSS Colchester/Lids Direct	12	11:33.607			75.23	56.977	7
2	11		Jesper HUBNER	Kawasaki -	12	11:41.933	8.326	8.326	74.34	57.474	5
3	30		Aaron MAXFIELD	Kawasaki - Aaron Maxfield Racing	12	11:51.726	18.119	9.793	73.31	58.027	12
4	15		Adam CROSS	Kawasaki - G C Haulage	12	11:51.780	18.173	0.054	73.31	57.995	12
5	17		Carl STEVENS	Kawasaki - Gizmo Galaxy/Legal Solutions	12	11:52.107	18.500	0.327	73.28	57.873	7
6	99		Callum GRIGOR	Kawasaki - Inch VW Bathgate	12	11:59.556	25.949	7.449	72.52	58.731	6
7	35		Stefan HILL	Kawasaki - Mutton Roofing/Haywards	12	12:18.763	45.156	19.207	70.63	1:00.308	8
8	12		Thomas LODGE	Kawasaki - Earnshaws	12	12:22.524	48.917	3.761	70.27	1:00.527	5
NOT CLASSIFIED											
DNF	19		Jake MASON	Kawasaki - GO GP	8	7:53.110	4 laps	4 laps	73.53	58.336	3
DNF	2		Max ALEXANDER	Kawasaki - R&T Racing/Clydebank Oil	8	7:55.084	4 laps	1.974	73.22	58.037	6
DNF	5		Aaron CLARKE	Kawasaki - A C Racing	3	3:13.232	9 laps	5 laps	67.51	1:01.465	2
FASTEST LAP											
	22		Mason LAW	Kawasaki - MSS Colchester/Lids Direct	7	56.977		76.32 mph		122.82 kph	

Weather / Track : Sunny / Dry

These results are provisional until the conclusion of any judicial and technical matters.

Brands Hatch Indy
Circuit Length = 1.2079 miles
Start: 12:54 End: 13:07

Race Director :	Stewards :	Timekeeper :
-----------------	------------	--------------

MCRCB BULLETIN TK027

2012 Rapid Solicitors National Junior Cup

RACE 1 - LAP CHART

Lap 1			Lap 2			Lap 3			Lap 4			Lap 5		
No	Behind	Laptime	No	Behind	Laptime	No	Behind	Laptime	No	Behind	Laptime	No	Behind	Laptime
22		1:02.376	22		57.272	22		57.672	22		57.484	22		57.510
11	0.579	1:02.955	11	1.140	57.833	11	1.429	57.961	11	1.453	57.508	11	1.417	57.474
19	1.177	1:03.553	19	2.557	58.652	19	3.221	58.336	19	4.199	58.462	19	5.058	58.369
30	3.090	1:05.466	2	4.850	58.899	2	6.098	58.920	2	7.234	58.620	2	8.000	58.276
2	3.223	1:05.599	30	5.589	59.771	30	6.796	58.879	30	8.207	58.895	30	9.392	58.695
15	3.909	1:06.285	15	6.336	59.699	17	7.172	58.432	17	8.281	58.593	17	9.442	58.671
99	4.341	1:06.717	99	6.379	59.310	99	7.950	59.243	15	9.325	58.429	15	10.085	58.270
17	4.409	1:06.785	17	6.412	59.275	15	8.380	59.716	99	9.541	59.075	99	10.865	58.834
12	6.404	1:08.780	12	10.452	1:01.320	12	14.248	1:01.468	35	17.256	1:00.456	35	20.237	1:00.491
35	6.483	1:08.859	35	10.560	1:01.349	35	14.284	1:01.396	12	18.271	1:01.507	12	21.288	1:00.527
5	7.430	1:09.806	5	11.623	1:01.465	5	15.912	1:01.961						

Weather / Track : Sunny / Dry

Brands Hatch Indy
Circuit Length = 1.2079 miles
Start: 12:54 End: 13:07

MCRCB BULLETIN TK027

2012 Rapid Solicitors National Junior Cup

RACE 1 - LAP CHART

Lap 6			Lap 7			Lap 8			Lap 9			Lap 10		
No	Behind	Laptime	No	Behind	Laptime	No	Behind	Laptime	No	Behind	Laptime	No	Behind	Laptime
22		57.301	22		56.977	22		57.146	22		57.118	22		57.284
11	1.845	57.729	11	2.926	58.058	11	4.057	58.277	11	5.294	58.355	11	6.523	58.513
19	6.177	58.420	19	7.927	58.727	19	9.372	58.591	17	14.520	59.209	17	17.136	59.900
2	8.736	58.037	2	10.048	58.289	2	11.346	58.444	30	15.585	58.294	30	17.151	58.850
17	10.453	58.312	17	11.349	57.873	17	12.429	58.226	15	15.989	58.655	15	17.189	58.484
30	11.142	59.051	15	13.119	58.765	30	14.409	58.383	99	20.337	1:00.169	99	22.723	59.670
15	11.331	58.547	30	13.172	59.007	15	14.452	58.479	35	35.535	1:01.914	35	39.367	1:01.116
99	12.295	58.731	99	14.907	59.589	99	17.286	59.525	12	37.210	1:01.355	12	41.301	1:01.375
35	23.655	1:00.719	35	27.577	1:00.899	35	30.739	1:00.308						
12	25.026	1:01.039	12	29.280	1:01.231	12	32.973	1:00.839						

Weather / Track : Sunny / Dry

Brands Hatch Indy
Circuit Length = 1.2079 miles
Start: 12:54 End: 13:07

MCRCB BULLETIN TK027

2012 Rapid Solicitors National Junior Cup

RACE 1 - LAP CHART

Lap 11			Lap 12		
No	Behind	Laptime	No	Behind	Laptime
22		57.634	22		57.833
11	7.392	58.503	11	8.326	58.767
30	17.925	58.408	30	18.119	58.027
15	18.011	58.456	15	18.173	57.995
17	18.440	58.938	17	18.500	57.893
99	24.362	59.273	99	25.949	59.420
35	42.139	1:00.406	35	45.156	1:00.850
12	45.523	1:01.856	12	48.917	1:01.227

Weather / Track : Sunny / Dry

Brands Hatch Indy
Circuit Length = 1.2079 miles
Start: 12:54 End: 13:07

MCRCB BULLETIN TK028

2012 Rapid Solicitors National Junior Cup RACE 1 - POSITION CHART

No	Name	Pos	Laps											
			1	2	3	4	5	6	7	8	9	10	11	12
22	Mason LAW	1	22	22	22	22	22	22	22	22	22	22	22	22
11	Jesper HUBNER	2	11	11	11	11	11	11	11	11	11	11	11	11
19	Jake MASON	3	19	19	19	19	19	19	19	19	17	17	30	30
30	Aaron MAXFIELD	4	30	2	2	2	2	2	2	2	30	30	15	15
2	Max ALEXANDER	5	2	30	30	30	30	17	17	17	15	15	17	17
15	Adam CROSS	6	15	15	17	17	17	30	15	30	99	99	99	99
99	Callum GRIGOR	7	99	99	99	15	15	15	30	15	35	35	35	35
17	Carl STEVENS	8	17	17	15	99	99	99	99	99	12	12	12	12
12	Thomas LODGE	9	12	12	12	35	35	35	35	35				
35	Stefan HILL	10	35	35	35	12	12	12	12	12				
5	Aaron CLARKE	11	5	5	5									

Weather / Track : Sunny / Dry

Brands Hatch Indy
Circuit Length = 1.2079 miles
Start: 12:54 End: 13:07

MCRCB BULLETIN TK029

2012 Rapid Solicitors National Junior Cup

RACE 1 - SECTOR ANALYSIS

2	Max ALEXANDER					R&T Racing/Clydebank Oil									
1-	68.4	16.868	74.1	19.874	94.7	1:05.599	5-	22.140	69.2	16.274	77.8	19.862	94.1	58.276	
2-	22.601	69.1	16.453	78.5	19.845	91.6	58.899	6-	21.939	69.5	16.480	77.8	19.618	94.0	58.037
3-	22.376	69.3	16.600	78.1	19.944	94.1	58.920	7-	22.088	69.8	16.393	77.8	19.808	92.8	58.289
4-	22.346	69.2	16.325	78.5	19.949	94.8	58.620	8-	22.063	68.5	16.443	77.5	19.938	92.9	58.444
5	Aaron CLARKE					A C Racing									
1-	67.5	17.817	69.7	20.609	95.1	1:09.806	3-	23.970	69.1	17.263	69.7	20.728	94.4	1:01.961	
2-	23.793	67.9	17.273	73.2	20.399	94.8	1:01.465								
11	Jesper HUBNER														
1-	68.6	16.213	78.4	19.687	94.0	1:02.955	7-	21.916	67.7	16.196	79.3	19.946	90.7	58.058	
2-	21.958	68.4	16.139	79.7	19.736	92.7	57.833	8-	22.186	67.2	16.112	79.3	19.979	90.4	58.277
3-	21.921	68.1	16.286	78.9	19.754	91.9	57.961	9-	22.188	67.6	16.304	78.8	19.863	90.8	58.355
4-	21.910	68.1	16.085	79.0	19.513	92.4	57.508	10-	22.337	67.2	16.101	78.9	20.075	91.1	58.513
5-	21.843	68.5	16.044	79.7	19.587	92.3	57.474	11-	22.355	67.4	16.256	78.2	19.892	91.2	58.503
6-	21.935	67.6	16.139	79.6	19.655	92.2	57.729	12-	22.302	67.1	16.386	78.2	20.079	90.4	58.767
12	Thomas LODGE					Earnshaws									
1-	68.8	17.599	69.9	20.511	95.9	1:08.780	7-	23.542	67.4	17.355	73.7	20.334	94.4	1:01.231	
2-	23.723	68.3	17.332	69.0	20.265	95.6	1:01.320	8-	23.321	69.0	17.395	72.2	20.123	94.3	1:00.839
3-	23.407	67.9	17.373	69.1	20.688	95.6	1:01.468	9-	23.586	69.2	17.368	70.6	20.401	94.5	1:01.355
4-	24.028	69.2	17.532	70.2	19.947	96.7	1:01.507	10-	23.809	68.5	17.323	73.1	20.243	95.9	1:01.375
5-	23.462	69.1	17.171	71.4	19.894	96.1	1:00.527	11-	23.842	68.4	17.858	69.7	20.156	95.7	1:01.856
6-	23.403	69.0	17.325	69.9	20.311	95.5	1:01.039	12-	23.372	68.4	17.464	68.9	20.391	94.3	1:01.227
15	Adam CROSS					G C Haulage									
1-	69.4	16.937	74.3	20.222	94.4	1:06.285	7-	22.376	67.6	16.541	76.1	19.848	94.1	58.765	
2-	22.667	69.1	17.095	76.3	19.937	95.1	59.699	8-	22.400	67.5	16.235	77.5	19.844	92.8	58.479
3-	22.673	69.2	17.002	74.6	20.041	95.7	59.716	9-	22.546	69.5	16.327	77.4	19.782	94.9	58.655
4-	22.266	70.2	16.223	76.7	19.940	95.7	58.429	10-	22.290	69.1	16.208	77.7	19.986	95.6	58.484
5-	22.345	69.9	16.359	77.4	19.566	95.5	58.270	11-	22.579	69.4	16.345	76.9	19.532	97.0	58.456
6-	22.325	69.8	16.464	76.5	19.758	96.4	58.547	12-	22.158	69.5	16.239	78.2	19.598	95.5	57.995
17	Carl STEVENS					Gizmo Galaxy/Legal Solutions									
1-	68.3	17.541	73.6	19.800	97.3	1:06.785	7-	21.849	71.1	16.410	75.2	19.614	94.0	57.873	
2-	22.761	70.4	16.861	73.6	19.653	96.1	59.275	8-	22.103	70.6	16.420	73.9	19.703	94.7	58.226
3-	22.155	71.6	16.499	75.8	19.778	96.4	58.432	9-	21.976	71.2	16.536	75.3	20.697	92.3	59.209
4-	22.248	70.7	16.809	75.3	19.536	97.1	58.593	10-	22.664	69.8	16.623	71.6	20.613	93.7	59.900
5-	22.481	70.4	16.883	75.7	19.307	96.4	58.671	11-	22.832	70.4	16.623	74.2	19.483	97.5	58.938
6-	22.306	70.6	16.494	76.2	19.512	94.9	58.312	12-	21.904	69.5	16.495	75.6	19.494	96.4	57.893
19	Jake MASON					GO GP									
1-	70.1	15.923	80.8	19.772	93.6	1:03.553	5-	22.414	70.9	15.944	79.9	20.011	93.3	58.369	
2-	22.502	70.3	16.020	80.2	20.130	93.1	58.652	6-	22.455	70.4	15.988	78.1	19.977	93.6	58.420
3-	22.396	70.4	15.989	79.6	19.951	93.6	58.336	7-	22.467	70.4	16.237	78.9	20.023	93.1	58.727
4-	22.386	69.7	16.038	77.8	20.038	93.5	58.462	8-	22.568	70.2	16.007	78.1	20.016	92.8	58.591
22	Mason LAW					MSS Colchester/Lids Direct									
1-	69.2	16.080	79.0	19.545	94.5	1:02.376	7-	21.610	69.5	15.787	80.8	19.580	93.3	56.977	
2-	21.729	69.1	16.059	80.5	19.484	93.3	57.272	8-	21.725	68.9	15.696	81.2	19.725	92.6	57.146
3-	21.994	69.7	15.966	81.0	19.712	94.5	57.672	9-	21.778	69.7	15.697	82.2	19.643	92.9	57.118
4-	21.808	69.7	15.935	80.9	19.741	94.7	57.484	10-	21.877	69.8	15.738	80.3	19.669	94.3	57.284
5-	21.765	70.0	15.895	79.9	19.850	93.7	57.510	11-	21.783	68.7	15.994	79.2	19.857	94.0	57.634
6-	21.751	69.5	15.872	80.3	19.678	92.9	57.301	12-	21.874	68.9	16.162	79.9	19.797	94.0	57.833
30	Aaron MAXFIELD					Aaron Maxfield Racing									
1-	70.1	16.940	74.1	20.019	95.2	1:05.466	7-	22.776	70.4	16.675	76.7	19.556	99.0	59.007	
2-	22.958	68.1	16.953	76.0	19.860	95.7	59.771	8-	22.468	70.7	16.361	77.7	19.554	96.7	58.383
3-	22.359	70.5	16.512	75.3	20.008	96.1	58.879	9-	22.156	70.2	16.328	77.5	19.810	95.1	58.294
4-	22.491	70.9	16.631	75.4	19.773	96.4	58.895	10-	22.292	70.2	16.449	75.6	20.109	95.3	58.850

Weather / Track : Sunny / Dry

Brands Hatch Indy
Circuit Length = 1.2079 miles
Start: 12:54 End: 13:07

MCRCB BULLETIN TK029

2012 Rapid Solicitors National Junior Cup

RACE 1 - SECTOR ANALYSIS

5 -	22.403	70.1	16.557	75.3	19.735	96.3	58.695	11 -	22.481	70.0	16.316	77.1	19.611	95.7	58.408
6 -	22.881	69.0	16.402	76.2	19.768	96.3	59.051	12 -	22.009	69.6	16.242	75.1	19.776	95.6	58.027
35	Stefan HILL														
	Mutton Roofing/Haywards														
1 -		69.3	17.695	71.2	20.208	96.1	1:08.859	7 -	23.633	69.3	17.143	72.6	20.123	93.2	1:00.899
2 -	23.818	68.8	17.367	68.9	20.164	96.8	1:01.349	8 -	23.145	69.2	17.139	68.7	20.024	94.3	1:00.308
3 -	23.568	69.6	17.477	71.0	20.351	95.2	1:01.396	9 -	23.386	70.3	17.310	66.1	21.218	90.1	1:01.914
4 -	23.262	70.6	17.203	72.9	19.991	95.5	1:00.456	10 -	23.551	68.9	17.351	71.0	20.214	94.7	1:01.116
5 -	23.106	70.9	17.405	71.1	19.980	94.9	1:00.491	11 -	23.429	69.6	17.069	72.9	19.908	94.5	1:00.406
6 -	23.294	70.4	17.366	71.4	20.059	94.0	1:00.719	12 -	23.425	68.3	17.377	72.7	20.048	94.1	1:00.850
99	Callum GRIGOR														
	Inch VW Bathgate														
1 -		68.6	16.636	75.6	20.430	94.7	1:06.717	7 -	22.409	69.2	17.154	76.6	20.026	92.7	59.589
2 -	22.358	68.9	16.588	77.9	20.364	93.3	59.310	8 -	22.577	68.0	16.757	76.2	20.191	91.3	59.525
3 -	22.780	69.4	16.467	77.4	19.996	95.5	59.243	9 -	22.876	69.4	16.730	74.2	20.563	90.9	1:00.169
4 -	22.501	67.9	16.540	77.0	20.034	92.9	59.075	10 -	22.562	68.4	16.800	76.9	20.308	90.9	59.670
5 -	22.358	69.2	16.516	77.3	19.960	92.7	58.834	11 -	22.609	67.5	16.342	72.5	20.322	92.4	59.273
6 -	22.586	68.6	16.197	76.9	19.948	93.7	58.731	12 -	22.521	66.6	16.577	74.7	20.322	90.3	59.420

Weather / Track : Sunny / Dry

Brands Hatch Indy
Circuit Length = 1.2079 miles
Start: 12:54 End: 13:07

MCRCB BULLETIN TK030

2012 Rapid Solicitors National Junior Cup RACE 1 - SPEED TRAPS

SECTOR 1				SECTOR 2			FINISH LINE			
POS	NO	NAME	MPH	NO	NAME	MPH	NO	NAME	MPH	
1	17	Carl STEVENS	71.6	22	Mason LAW	82.2	30	Aaron MAXFIELD	99.0	
2	19	Jake MASON	71.1	19	Jake MASON	80.8	17	Carl STEVENS	97.5	
3	30	Aaron MAXFIELD	70.9	2	Max ALEXANDER	79.9	15	Adam CROSS	97.0	
4	35	Stefan HILL	70.9	11	Jesper HUBNER	79.7	35	Stefan HILL	96.8	
5	15	Adam CROSS	70.2	15	Adam CROSS	78.2	12	Thomas LODGE	96.7	
6	22	Mason LAW	70.0	99	Callum GRIGOR	77.9	99	Callum GRIGOR	95.5	
7	2	Max ALEXANDER	69.8	30	Aaron MAXFIELD	77.7	5	Aaron CLARKE	95.1	
8	99	Callum GRIGOR	69.4	17	Carl STEVENS	76.2	2	Max ALEXANDER	94.8	
9	5	Aaron CLARKE	69.3	12	Thomas LODGE	73.7	22	Mason LAW	94.7	
10	12	Thomas LODGE	69.2	5	Aaron CLARKE	73.2	11	Jesper HUBNER	94.0	
11	11	Jesper HUBNER	68.6	35	Stefan HILL	72.9	19	Jake MASON	93.6	

Weather / Track : Sunny / Dry

Brands Hatch Indy
Circuit Length = 1.2079 miles
Start: 12:54 End: 13:07

MCRCB BULLETIN TK031

2012 Rapid Solicitors National Junior Cup RACE 1 - BEST SECTOR TIMES

SECTOR 1			SECTOR 2			SECTOR 3			IDEAL / BEST COMPARISON						
POS	NO	NAME	TIME	NO	NAME	TIME	NO	NAME	TIME	POS	NO	NAME	IDEAL	BEST	DIFF
1	22	LAW	21.610	22	LAW	15.696	17	STEVENS	19.307	1	22	LAW	56.790	56.977	0.187
2	11	HUBNER	21.843	19	MASON	15.923	22	LAW	19.484	2	11	HUBNER	57.400	57.474	0.074
3	17	STEVENS	21.849	11	HUBNER	16.044	11	HUBNER	19.513	3	17	STEVENS	57.566	57.873	0.307
4	2	ALEXANDER	21.939	99	GRIGOR	16.197	15	CROSS	19.532	4	30	MAXFIELD	57.805	58.027	0.222
5	30	MAXFIELD	22.009	15	CROSS	16.208	30	MAXFIELD	19.554	5	2	ALEXANDER	57.831	58.037	0.206
6	15	CROSS	22.158	30	MAXFIELD	16.242	2	ALEXANDER	19.618	6	15	CROSS	57.898	57.995	0.097
7	99	GRIGOR	22.358	2	ALEXANDER	16.274	19	MASON	19.772	7	19	MASON	58.081	58.336	0.255
8	19	MASON	22.386	17	STEVENS	16.410	12	LODGE	19.894	8	99	GRIGOR	58.503	58.731	0.228
9	35	HILL	23.106	35	HILL	17.069	35	HILL	19.908	9	35	HILL	1:00.083	1:00.308	0.225
10	12	LODGE	23.321	12	LODGE	17.171	99	GRIGOR	19.948	10	12	LODGE	1:00.386	1:00.527	0.141
11	5	CLARKE	23.355	5	CLARKE	17.263	5	CLARKE	20.399	11	5	CLARKE	1:01.017	1:01.465	0.448
													Perfect Lap	56.613	


Weather / Track : Sunny / Dry

Brands Hatch Indy
Circuit Length = 1.2079 miles
Start: 12:54 End: 13:07



2012 Rapid Solicitors National Junior Cup
RACE 2 - GRID

ROW 3	5	Aaron CLARKE	2	Max ALEXANDER	19	Jake MASON		
ROW 2	12	Thomas LODGE	35	Stefan HILL	99	Callum GRIGOR	17	Carl STEVENS
ROW 1	15	Adam CROSS	30	Aaron MAXFIELD	11	Jesper HUBNER	22	Mason LAW
Pole								



Brands Hatch Indy
Circuit Length = 1.2079 miles

These results are provisional until the conclusion of any judicial and technical matters.

Race Director :	Stewards :	Timekeeper :
-----------------	------------	--------------

MCRCB BULLETIN TK037



2012 Rapid Solicitors National Junior Cup
RACE 2 - CLASSIFICATION

POS	NO	CL	NAME	ENTRY	LAPS	TIME	GAP	DIFF	MPH	BEST	ON
1	22		Mason LAW	Kawasaki - MSS Colchester/Lids Direct	12	11:30.360			75.58	56.579	6
2	11		Jesper HUBNER	Kawasaki -	12	11:30.731	0.371	0.371	75.54	56.484	12
3	15		Adam CROSS	Kawasaki - G C Haulage	12	11:43.449	13.089	12.718	74.18	57.697	12
4	30		Aaron MAXFIELD	Kawasaki - Aaron Maxfield Racing	12	11:44.019	13.659	0.570	74.12	57.635	12
5	99		Callum GRIGOR	Kawasaki - Inch VW Bathgate	12	11:44.118	13.758	0.099	74.11	57.413	12
6	17		Carl STEVENS	Kawasaki - Gizmo Galaxy/Legal Solutions	12	11:44.385	14.025	0.267	74.08	57.683	12
7	35		Stefan HILL	Kawasaki - Mutton Roofing/Haywards	12	12:02.637	32.277	18.252	72.21	58.944	3
8	12		Thomas LODGE	Kawasaki - Earnshaws	12	12:15.203	44.843	12.566	70.97	1:00.140	11
9	5		Aaron CLARKE	Kawasaki - A C Racing	12	12:29.997	59.637	14.794	69.57	1:01.226	12
FASTEST LAP											
	11		Jesper HUBNER	Kawasaki -	12	56.484			76.98 mph	123.90 kph	

Weather / Track : Sunny / Dry

These results are provisional until the conclusion of any judicial and technical matters.

Brands Hatch Indy
Circuit Length = 1.2079 miles
Start: 14:24 End: 14:37

Race Director :	Stewards :	Timekeeper :
-----------------	------------	--------------

MCRCB BULLETIN TK038

2012 Rapid Solicitors National Junior Cup

RACE 2 - LAP CHART

Lap 1			Lap 2			Lap 3			Lap 4			Lap 5		
No	Behind	Laptime	No	Behind	Laptime	No	Behind	Laptime	No	Behind	Laptime	No	Behind	Laptime
22		1:02.710	22		57.688	22		57.622	22		56.998	22		57.651
11	0.151	1:02.861	11	0.215	57.752	11	0.394	57.801	11	0.616	57.220	11	0.525	57.560
30	1.124	1:03.834	30	1.504	58.068	30	2.278	58.396	15	3.474	58.153	15	4.221	58.398
15	1.384	1:04.094	15	2.078	58.382	15	2.319	57.863	30	3.602	58.322	30	4.403	58.452
99	1.756	1:04.466	17	2.384	57.738	17	2.781	58.019	17	4.555	58.772	17	4.699	57.795
17	2.334	1:05.044	99	3.897	59.829	99	4.697	58.422	99	6.122	58.423	99	6.528	58.057
35	2.875	1:05.585	35	4.176	58.989	35	5.498	58.944	35	8.009	59.509	35	12.089	1:01.731
12	5.038	1:07.748	12	8.692	1:01.342	12	11.605	1:00.535	12	14.801	1:00.194	12	17.881	1:00.731
5	6.973	1:09.683	5	11.984	1:02.699	5	16.757	1:02.395	5	21.757	1:01.998	5	26.449	1:02.343

Weather / Track : Sunny / Dry

Brands Hatch Indy
Circuit Length = 1.2079 miles
Start: 14:24 End: 14:37

MCRCB BULLETIN TK038

2012 Rapid Solicitors National Junior Cup

RACE 2 - LAP CHART

Lap 6			Lap 7			Lap 8			Lap 9			Lap 10		
No	Behind	Laptime	No	Behind	Laptime	No	Behind	Laptime	No	Behind	Laptime	No	Behind	Laptime
22		56.579	22		57.007	22		56.971	22		57.005	22		56.790
11	0.937	56.991	11	0.788	56.858	11	0.727	56.910	11	0.510	56.788	11	0.454	56.734
15	5.634	57.992	15	6.971	58.344	15	7.993	57.993	15	9.037	58.049	15	10.669	58.422
30	6.158	58.334	30	7.413	58.262	30	8.577	58.135	30	9.525	57.953	30	11.581	58.846
17	6.315	58.195	17	7.479	58.171	17	8.618	58.110	17	10.032	58.419	99	11.645	58.371
99	7.734	57.785	99	8.499	57.772	99	9.254	57.726	99	10.064	57.815	17	11.687	58.445
35	15.378	59.868	35	17.639	59.268	35	20.248	59.580	35	22.903	59.660	35	25.922	59.809
12	21.670	1:00.368	12	24.978	1:00.315	12	28.798	1:00.791	12	32.501	1:00.708	12	36.635	1:00.924
5	31.639	1:01.769	5	36.100	1:01.468	5	40.576	1:01.447	5	45.197	1:01.626	5	50.006	1:01.599

Weather / Track : Sunny / Dry

Brands Hatch Indy
Circuit Length = 1.2079 miles
Start: 14:24 End: 14:37

MCRCB BULLETIN TK038

2012 Rapid Solicitors National Junior Cup RACE 2 - LAP CHART

Lap 11			Lap 12		
No	Behind	Laptime	No	Behind	Laptime
22		56.640	22		56.699
11	0.586	56.772	11	0.371	56.484
15	12.091	58.062	15	13.089	57.697
30	12.723	57.782	30	13.659	57.635
17	13.041	57.994	99	13.758	57.413
99	13.044	58.039	17	14.025	57.683
35	28.789	59.507	35	32.277	1:00.187
12	40.135	1:00.140	12	44.843	1:01.407
5	55.110	1:01.744	5	59.637	1:01.226

Weather / Track : Sunny / Dry

Brands Hatch Indy
Circuit Length = 1.2079 miles
Start: 14:24 End: 14:37

MCRCB BULLETIN TK039

2012 Rapid Solicitors National Junior Cup RACE 2 - POSITION CHART

No	Name	Pos	Laps											
			1	2	3	4	5	6	7	8	9	10	11	12
22	Mason LAW	1	22	22	22	22	22	22	22	22	22	22	22	22
11	Jesper HUBNER	2	11	11	11	11	11	11	11	11	11	11	11	11
30	Aaron MAXFIELD	3	30	30	30	15	15	15	15	15	15	15	15	15
15	Adam CROSS	4	15	15	15	30	30	30	30	30	30	30	30	30
99	Callum GRIGOR	5	99	17	17	17	17	17	17	17	17	17	99	17
17	Carl STEVENS	6	17	99	99	99	99	99	99	99	99	99	17	99
35	Stefan HILL	7	35	35	35	35	35	35	35	35	35	35	35	35
12	Thomas LODGE	8	12	12	12	12	12	12	12	12	12	12	12	12
5	Aaron CLARKE	9	5	5	5	5	5	5	5	5	5	5	5	5

Weather / Track : Sunny / Dry

Brands Hatch Indy
Circuit Length = 1.2079 miles
Start: 14:24 End: 14:37

MCRCB BULLETIN TK040

**2012 Rapid Solicitors National Junior Cup
RACE 2 - SECTOR ANALYSIS**

5	Aaron CLARKE					A C Racing									
1-	66.7	17.480	69.7	21.063	94.3	1:09.683	7-	23.602	68.9	17.163	72.0	20.703	92.9	1:01.468	
2-	24.310	65.2	17.521	70.8	20.868	93.7	1:02.699	8-	23.569	66.0	17.267	71.8	20.611	93.3	1:01.447
3-	23.912	66.9	17.696	66.4	20.787	93.5	1:02.395	9-	23.768	65.9	17.480	72.0	20.378	94.3	1:01.626
4-	23.771	66.0	17.396	70.3	20.831	93.9	1:01.998	10-	23.562	67.9	17.372	74.6	20.665	91.8	1:01.599
5-	23.974	64.7	17.465	71.0	20.904	92.8	1:02.343	11-	23.360	68.6	17.775	70.7	20.609	93.2	1:01.744
6-	23.917	66.0	17.294	72.4	20.558	93.5	1:01.769	12-	23.369	67.4	17.346	68.2	20.511	93.9	1:01.226
11	Jesper HUBNER														
1-	68.1	16.377	76.5	19.508	96.8	1:02.861	7-	21.569	68.9	15.884	80.8	19.405	94.1	56.858	
2-	22.126	68.5	16.092	80.2	19.534	96.1	57.752	8-	21.535	68.5	15.928	80.5	19.447	93.6	56.910
3-	22.127	68.2	16.057	78.1	19.617	94.5	57.801	9-	21.384	69.1	15.815	81.0	19.589	93.1	56.788
4-	21.689	68.9	15.898	80.3	19.633	94.1	57.220	10-	21.384	68.9	15.856	80.3	19.494	94.0	56.734
5-	21.544	69.2	16.179	78.5	19.837	94.4	57.560	11-	21.328	69.1	15.873	80.9	19.571	93.6	56.772
6-	21.515	68.9	15.968	79.6	19.508	93.6	56.991	12-	21.376	68.6	15.822	81.6	19.286	94.5	56.484
12	Thomas LODGE					Earnshaws									
1-	68.4	17.415	71.7	20.475	96.7	1:07.748	7-	23.036	69.1	17.153	67.0	20.126	95.9	1:00.315	
2-	23.271	68.2	17.733	66.8	20.338	95.6	1:01.342	8-	23.171	68.9	17.313	66.1	20.307	95.1	1:00.791
3-	23.303	67.9	17.060	70.9	20.172	94.8	1:00.535	9-	22.922	68.1	17.700	66.4	20.086	95.7	1:00.708
4-	22.985	69.5	17.052	71.2	20.157	96.0	1:00.194	10-	23.166	68.9	17.400	65.3	20.358	95.3	1:00.924
5-	22.937	68.9	17.287	68.5	20.507	95.3	1:00.731	11-	22.968	68.9	17.157	70.5	20.015	95.5	1:00.140
6-	23.056	68.7	17.207	68.2	20.105	95.5	1:00.368	12-	23.211	68.9	17.792	64.3	20.404	94.8	1:01.407
15	Adam CROSS					G C Haulage									
1-	69.2	16.459	77.0	19.762	96.6	1:04.094	7-	22.528	69.6	16.117	79.0	19.699	94.0	58.344	
2-	22.587	69.1	16.212	78.1	19.583	95.5	58.382	8-	22.152	68.4	16.125	78.4	19.716	93.9	57.993
3-	22.213	69.5	16.176	79.0	19.474	95.6	57.863	9-	22.226	68.7	16.090	78.9	19.733	93.9	58.049
4-	22.220	68.4	16.207	79.5	19.726	94.4	58.153	10-	22.725	68.2	16.010	79.6	19.687	93.9	58.422
5-	22.523	70.5	16.080	77.8	19.795	94.5	58.398	11-	22.280	68.4	16.067	79.0	19.715	93.9	58.062
6-	22.301	68.9	16.079	80.0	19.612	94.5	57.992	12-	22.142	68.9	15.948	80.6	19.607	92.2	57.697
17	Carl STEVENS					Gizmo Galaxy/Legal Solutions									
1-	70.4	16.934	72.4	19.571	97.3	1:05.044	7-	22.448	70.7	16.473	75.2	19.250	98.3	58.171	
2-	21.964	71.4	16.571	75.6	19.203	97.4	57.738	8-	22.211	70.5	16.573	76.0	19.326	97.0	58.110
3-	22.144	71.2	16.526	73.7	19.349	97.8	58.019	9-	22.303	70.4	16.382	76.6	19.734	95.6	58.419
4-	22.264	70.5	16.520	76.1	19.988	96.1	58.772	10-	22.335	70.7	16.703	72.9	19.407	96.0	58.445
5-	22.111	71.2	16.395	76.6	19.289	95.7	57.795	11-	22.415	71.0	16.327	75.3	19.252	97.8	57.994
6-	22.273	70.8	16.592	75.2	19.330	99.1	58.195	12-	22.214	70.7	16.276	74.8	19.193	97.3	57.683
22	Mason LAW					MSS Colchester/Lids Direct									
1-	69.2	16.546	77.4	19.511	95.1	1:02.710	7-	21.691	69.2	15.910	80.5	19.406	94.8	57.007	
2-	21.878	70.0	16.216	79.0	19.594	92.3	57.688	8-	21.596	69.9	15.852	81.9	19.523	95.1	56.971
3-	22.069	68.6	16.110	79.9	19.443	95.7	57.622	9-	21.548	69.9	15.825	81.5	19.632	94.7	57.005
4-	21.458	70.6	15.977	79.6	19.563	95.2	56.998	10-	21.470	69.9	15.720	80.2	19.600	95.9	56.790
5-	21.714	69.9	16.468	79.2	19.469	96.1	57.651	11-	21.379	69.6	15.768	80.9	19.493	96.3	56.640
6-	21.236	70.4	15.817	80.0	19.526	94.8	56.579	12-	21.646	68.2	15.911	81.2	19.142	96.8	56.699
30	Aaron MAXFIELD					Aaron Maxfield Racing									
1-	70.5	16.558	75.3	19.802	97.1	1:03.834	7-	22.371	70.6	16.366	76.3	19.525	98.0	58.262	
2-	22.198	70.3	16.411	77.0	19.459	97.1	58.068	8-	22.106	69.5	16.466	76.0	19.563	97.1	58.135
3-	22.244	69.8	16.523	76.2	19.629	95.9	58.396	9-	22.166	70.0	16.349	76.7	19.438	97.4	57.953
4-	22.482	71.1	16.404	78.1	19.436	98.8	58.322	10-	22.436	70.1	16.832	74.4	19.578	97.5	58.846
5-	22.607	71.8	16.429	76.6	19.416	99.0	58.452	11-	21.989	69.8	16.300	76.2	19.493	97.4	57.782
6-	22.379	70.5	16.430	76.7	19.525	98.3	58.334	12-	21.913	71.1	16.498	76.3	19.224	98.1	57.635
35	Stefan HILL					Mutton Roofing/Haywards									
1-	72.0	17.127	72.4	19.781	98.3	1:05.585	7-	22.689	70.4	16.867	71.9	19.712	96.1	59.268	
2-	22.781	70.1	16.767	75.8	19.441	97.8	58.989	8-	22.898	69.4	16.881	71.1	19.801	95.5	59.580
3-	22.955	70.6	16.588	75.1	19.401	97.1	58.944	9-	22.633	70.4	17.281	74.3	19.746	95.9	59.660
4-	22.911	70.2	16.794	71.6	19.804	96.3	59.509	10-	22.995	69.1	16.946	71.8	19.868	95.6	59.809
5-	23.478	69.2	17.685	63.1	20.568	95.6	1:01.731	11-	22.648	69.9	16.955	73.9	19.904	95.9	59.507

Weather / Track : Sunny / Dry

Brands Hatch Indy
Circuit Length = 1.2079 miles
Start: 14:24 End: 14:37

MCRCB BULLETIN TK040

2012 Rapid Solicitors National Junior Cup

RACE 2 - SECTOR ANALYSIS

6 -	23.156	69.2	17.032	74.6	19.680	95.5	59.868	12 -	22.670	67.9	17.475	69.6	20.042	95.7	1:00.187	
99	Callum GRIGOR							Inch VW Bathgate								
1 -	68.1	16.490	75.6	19.887	94.5	1:04.466	7 -	21.958	70.8	15.947	76.5	19.867	95.5	57.772		
2 -	23.420	69.1	16.517	74.4	19.892	93.9	59.829	8 -	21.780	70.1	16.081	76.6	19.865	95.2	57.726	
3 -	22.307	69.1	16.273	77.0	19.842	94.0	58.422	9 -	21.941	69.7	16.226	78.8	19.648	95.7	57.815	
4 -	22.291	69.2	16.181	76.7	19.951	92.3	58.423	10 -	22.018	68.6	16.480	75.2	19.873	94.5	58.371	
5 -	22.115	70.2	16.193	75.7	19.749	94.3	58.057	11 -	22.128	70.6	16.244	75.2	19.667	96.3	58.039	
6 -	22.043	70.0	16.153	77.5	19.589	94.8	57.785	12 -	21.730	67.0	16.056	78.9	19.627	94.1	57.413	

Weather / Track : Sunny / Dry

Brands Hatch Indy
 Circuit Length = 1.2079 miles
 Start: 14:24 End: 14:37

MCRCB BULLETIN TK041

2012 Rapid Solicitors National Junior Cup RACE 2 - SPEED TRAPS

SECTOR 1				SECTOR 2			FINISH LINE		
POS	NO	NAME	MPH	NO	NAME	MPH	NO	NAME	MPH
1	35	Stefan HILL	72.0	22	Mason LAW	81.9	17	Carl STEVENS	99.1
2	30	Aaron MAXFIELD	71.8	11	Jesper HUBNER	81.6	30	Aaron MAXFIELD	99.0
3	17	Carl STEVENS	71.4	15	Adam CROSS	80.6	35	Stefan HILL	98.3
4	99	Callum GRIGOR	70.8	99	Callum GRIGOR	78.9	11	Jesper HUBNER	96.8
5	22	Mason LAW	70.6	30	Aaron MAXFIELD	78.1	22	Mason LAW	96.8
6	15	Adam CROSS	70.5	17	Carl STEVENS	76.6	12	Thomas LODGE	96.7
7	12	Thomas LODGE	69.5	35	Stefan HILL	75.8	15	Adam CROSS	96.6
8	11	Jesper HUBNER	69.2	5	Aaron CLARKE	74.6	99	Callum GRIGOR	96.3
9	5	Aaron CLARKE	68.9	12	Thomas LODGE	71.7	5	Aaron CLARKE	94.3

Weather / Track : Sunny / Dry

Brands Hatch Indy
Circuit Length = 1.2079 miles
Start: 14:24 End: 14:37

MCRCB BULLETIN TK042

2012 Rapid Solicitors National Junior Cup RACE 2 - BEST SECTOR TIMES

SECTOR 1			SECTOR 2			SECTOR 3			IDEAL / BEST COMPARISON							
POS	NO	NAME	TIME	NO	NAME	TIME	NO	NAME	TIME	POS	NO	NAME	IDEAL	BEST	DIFF	
1	22	LAW	21.236	22	LAW	15.720	22	LAW	19.142	1	22	LAW	56.098	56.579	0.481	
2	11	HUBNER	21.328	11	HUBNER	15.815	17	STEVENS	19.193	2	11	HUBNER	56.429	56.484	0.055	
3	99	GRIGOR	21.730	99	GRIGOR	15.947	30	MAXFIELD	19.224	3	99	GRIGOR	57.266	57.413	0.147	
4	30	MAXFIELD	21.913	15	CROSS	15.948	11	HUBNER	19.286	4	17	STEVENS	57.433	57.683	0.250	
5	17	STEVENS	21.964	17	STEVENS	16.276	35	HILL	19.401	5	30	MAXFIELD	57.437	57.635	0.198	
6	15	CROSS	22.142	30	MAXFIELD	16.300	15	CROSS	19.474	6	15	CROSS	57.564	57.697	0.133	
7	35	HILL	22.633	35	HILL	16.588	99	GRIGOR	19.589	7	35	HILL	58.622	58.944	0.322	
8	12	LODGE	22.922	12	LODGE	17.052	12	LODGE	20.015	8	12	LODGE	59.989	1:00.140	0.151	
9	5	CLARKE	23.360	5	CLARKE	17.163	5	CLARKE	20.378	9	5	CLARKE	1:00.901	1:01.226	0.325	
													Perfect Lap	56.098		


Weather / Track : Sunny / Dry

Brands Hatch Indy
Circuit Length = 1.2079 miles
Start: 14:24 End: 14:37

2012 Rapid Solicitors National Junior Cup
RACE 3 - GRID - AMENDED

ROW 3		2 Max ALEXANDER	19 Jake MASON	5 Aaron CLARKE
ROW 2	12 Thomas LODGE	35 Stefan HILL	17 Carl STEVENS	99 Callum GRIGOR
ROW 1	30 Aaron MAXFIELD	15 Adam CROSS	11 Jesper HUBNER	22 Mason LAW

Pole



Brands Hatch Indy
Circuit Length = 1.2079 miles

These results are provisional until the conclusion of any judicial and technical matters.

Race Director :	Stewards :	Timekeeper :
-----------------	------------	--------------

MCRCB BULLETIN TK053



2012 Rapid Solicitors National Junior Cup RACE 3 - CLASSIFICATION

POS	NO	CL	NAME	ENTRY	LAPS	TIME	GAP	DIFF	MPH	BEST	ON
1	22		Mason LAW	Kawasaki - MSS Colchester/Lids Direct	12	11:39.523			74.59	57.012	3
2	15		Adam CROSS	Kawasaki - G C Haulage	12	11:47.153	7.630	7.630	73.79	57.892	9
3	35		Stefan HILL	Kawasaki - Mutton Roofing/Haywards	12	11:50.861	11.338	3.708	73.40	58.067	12
4	17		Carl STEVENS	Kawasaki - Gizmo Galaxy/Legal Solutions	12	11:51.624	12.101	0.763	73.32	57.408	12
5	99		Callum GRIGOR	Kawasaki - Inch VW Bathgate	12	11:51.680	12.157	0.056	73.32	57.988	5
6	2		Max ALEXANDER	Kawasaki - R&T Racing/Clydebank Oil	12	11:53.327	13.804	1.647	73.15	57.902	5
7	30		Aaron MAXFIELD	Kawasaki - Aaron Maxfield Racing	12	11:59.151	19.628	5.824	72.56	58.039	9
8	19		Jake MASON	Kawasaki - GO GP	12	12:20.149	40.626	20.998	70.50	1:00.499	9
9	5		Aaron CLARKE	Kawasaki - A C Racing	12	12:21.184	41.661	1.035	70.40	59.772	12
10	12		Thomas LODGE	Kawasaki - Earnshaws	12	12:21.975	42.452	0.791	70.33	1:00.125	4
NOT CLASSIFIED											
DNF	11		Jesper HUBNER	Kawasaki -	7	6:47.323	5 laps	5 laps	74.73	57.087	5
FASTEST LAP											
	22		Mason LAW	Kawasaki - MSS Colchester/Lids Direct	3	57.012		76.27 mph		122.75 kph	

Weather / Track : Cloudy / Dry

These results are provisional until the conclusion of any judicial and technical matters.

Brands Hatch Indy
Circuit Length = 1.2079 miles
Start: 16:48 End: 17:01

Race Director :	Stewards :	Timekeeper :
-----------------	------------	--------------

MCRCB BULLETIN TK054

2012 Rapid Solicitors National Junior Cup

RACE 3 - LAP CHART

Lap 1			Lap 2			Lap 3			Lap 4			Lap 5		
No	Behind	Laptime	No	Behind	Laptime	No	Behind	Laptime	No	Behind	Laptime	No	Behind	Laptime
11		1:03.739	22		57.650	22		57.012	22		57.228	22		57.203
22	0.032	1:03.771	11	0.069	57.751	11	0.196	57.139	11	0.207	57.239	11	0.091	57.087
30	1.863	1:05.602	30	3.435	59.254	15	5.219	58.740	15	6.246	58.255	15	7.183	58.140
15	2.238	1:05.977	15	3.491	58.935	30	5.726	59.303	30	7.027	58.529	30	8.217	58.393
35	2.270	1:06.009	35	4.113	59.525	35	5.998	58.897	35	7.297	58.527	35	8.260	58.166
99	2.780	1:06.519	99	4.148	59.050	99	6.910	59.774	99	8.064	58.382	99	8.849	57.988
17	3.603	1:07.342	17	4.933	59.012	17	7.300	59.379	17	8.621	58.549	17	9.138	57.720
19	4.161	1:07.900	2	6.448	59.788	2	8.132	58.696	2	9.200	58.296	2	9.899	57.902
2	4.342	1:08.081	19	7.382	1:00.903	19	11.471	1:01.101	19	15.217	1:00.974	19	19.042	1:01.028
5	5.217	1:08.956	5	9.362	1:01.827	5	13.798	1:01.448	5	17.783	1:01.213	5	22.340	1:01.760
12	6.485	1:10.224	12	11.053	1:02.250	12	15.603	1:01.562	12	18.500	1:00.125	12	22.575	1:01.278

Weather / Track : Cloudy / Dry

Brands Hatch Indy
Circuit Length = 1.2079 miles
Start: 16:48 End: 17:01

MCRCB BULLETIN TK054

2012 Rapid Solicitors National Junior Cup

RACE 3 - LAP CHART

Lap 6			Lap 7			Lap 8			Lap 9			Lap 10		
No	Behind	Laptime	No	Behind	Laptime	No	Behind	Laptime	No	Behind	Laptime	No	Behind	Laptime
22		57.139	22		57.129	22		58.442	22		58.624	22		58.287
11	0.224	57.272	11	0.191	57.096	15	9.420	58.290	15	8.688	57.892	15	8.336	57.935
15	8.441	58.397	15	9.572	58.260	35	11.778	58.763	35	11.682	58.528	35	11.978	58.583
35	9.896	58.775	35	11.457	58.690	2	12.550	58.383	99	12.228	58.268	99	12.562	58.621
99	10.726	59.016	99	12.018	58.421	99	12.584	59.008	2	12.592	58.666	2	12.847	58.542
30	11.004	59.926	2	12.609	58.104	17	13.161	57.810	17	12.765	58.228	17	13.097	58.619
2	11.634	58.874	30	13.744	59.869	30	14.430	59.128	30	13.845	58.039	30	15.861	1:00.303
17	11.833	59.834	17	13.793	59.089	19	30.081	1:01.048	19	31.956	1:00.499	19	34.325	1:00.656
19	22.747	1:00.844	19	27.475	1:01.857	12	33.347	1:00.583	12	35.705	1:00.982	12	38.091	1:00.673
5	26.031	1:00.830	12	31.206	1:01.639	5	33.925	1:01.160	5	36.017	1:00.716	5	38.360	1:00.630
12	26.696	1:01.260	5	31.207	1:02.305									

Weather / Track : Cloudy / Dry

Brands Hatch Indy
Circuit Length = 1.2079 miles
Start: 16:48 End: 17:01

MCRCB BULLETIN TK054

2012 Rapid Solicitors National Junior Cup RACE 3 - LAP CHART

Lap 11			Lap 12		
No	Behind	Laptime	No	Behind	Laptime
22		58.542	22		58.496
15	7.891	58.097	15	7.630	58.235
35	11.767	58.331	35	11.338	58.067
99	12.320	58.300	17	12.101	57.408
2	12.741	58.436	99	12.157	58.333
17	13.189	58.634	2	13.804	59.559
30	17.384	1:00.065	30	19.628	1:00.740
19	37.983	1:02.200	19	40.626	1:01.139
5	40.385	1:00.567	5	41.661	59.772
12	40.715	1:01.166	12	42.452	1:00.233

Weather / Track : Cloudy / Dry

Brands Hatch Indy
Circuit Length = 1.2079 miles
Start: 16:48 End: 17:01

MCRCB BULLETIN TK055

2012 Rapid Solicitors National Junior Cup RACE 3 - POSITION CHART

No	Name	Pos	Laps												
			1	2	3	4	5	6	7	8	9	10	11	12	
11	Jesper HUBNER	1	11	22	22	22	22	22	22	22	22	22	22	22	22
22	Mason LAW	2	22	11	11	11	11	11	11	11	15	15	15	15	15
30	Aaron MAXFIELD	3	30	30	15	15	15	15	15	35	35	35	35	35	35
15	Adam CROSS	4	15	15	30	30	30	35	35	2	99	99	99	17	17
35	Stefan HILL	5	35	35	35	35	35	99	99	99	2	2	2	99	99
99	Callum GRIGOR	6	99	99	99	99	99	30	2	17	17	17	17	2	2
17	Carl STEVENS	7	17	17	17	17	17	2	30	30	30	30	30	30	30
19	Jake MASON	8	19	2	2	2	2	17	17	19	19	19	19	19	19
2	Max ALEXANDER	9	2	19	19	19	19	19	19	12	12	12	5	5	5
5	Aaron CLARKE	10	5	5	5	5	5	5	12	5	5	5	12	12	12
12	Thomas LODGE	11	12	12	12	12	12	12	5						

Weather / Track : Cloudy / Dry

Brands Hatch Indy
Circuit Length = 1.2079 miles
Start: 16:48 End: 17:01

MCRCB BULLETIN TK056

2012 Rapid Solicitors National Junior Cup

RACE 3 - SECTOR ANALYSIS

2	Max ALEXANDER					R&T Racing/Clydebank Oil									
1-	67.9	17.399	71.7	20.129	95.5	1:08.081	7-	22.131	68.9	16.380	77.3	19.593	96.3	58.104	
2-	22.915	68.9	17.059	72.6	19.814	96.0	59.788	8-	22.441	66.5	16.437	77.8	19.505	94.3	58.383
3-	22.304	68.9	16.839	77.3	19.553	96.7	58.696	9-	22.547	69.1	16.381	76.3	19.738	96.4	58.666
4-	22.056	69.0	16.648	73.0	19.592	97.3	58.296	10-	22.461	67.3	16.378	79.6	19.703	95.7	58.542
5-	22.059	69.5	16.442	79.3	19.401	97.1	57.902	11-	22.446	67.6	16.444	78.5	19.546	95.1	58.436
6-	22.333	69.0	16.617	77.0	19.924	96.3	58.874	12-	23.289	67.5	16.429	77.1	19.841	90.6	59.559
5	Aaron CLARKE					A C Racing									
1-	67.1	17.645	70.0	20.284	96.3	1:08.956	7-	24.158	66.1	17.333	72.6	20.814	92.6	1:02.305	
2-	23.932	67.4	17.451	73.0	20.444	94.9	1:01.827	8-	23.514	68.8	17.262	69.9	20.384	93.6	1:01.160
3-	23.471	66.4	17.366	72.3	20.611	94.0	1:01.448	9-	23.307	68.1	17.033	71.5	20.376	95.1	1:00.716
4-	23.360	67.3	17.399	72.4	20.454	93.5	1:01.213	10-	23.323	67.6	17.424	73.7	19.883	96.4	1:00.630
5-	23.313	65.7	17.688	70.3	20.759	93.2	1:01.760	11-	23.189	67.4	17.119	70.5	20.259	93.3	1:00.567
6-	23.307	65.5	17.423	72.7	20.100	93.9	1:00.830	12-	22.967	69.4	16.709	75.4	20.096	93.7	59.772
11	Jesper HUBNER														
1-	68.4	16.201	79.6	19.718	94.9	1:03.739	5-	21.965	68.9	15.869	81.8	19.253	97.3	57.087	
2-	21.838	68.9	16.284	77.9	19.629	97.4	57.751	6-	21.799	69.5	16.027	78.9	19.446	95.6	57.272
3-	21.818	69.7	15.882	80.6	19.439	97.0	57.139	7-	21.978	68.9	15.687	83.0	19.431	95.3	57.096
4-	21.915	69.1	15.922	80.8	19.402	96.0	57.239								
12	Thomas LODGE					Earnshaws									
1-	68.6	17.991	67.7	20.617	94.8	1:10.224	7-	24.167	68.4	17.248	70.8	20.224	97.1	1:01.639	
2-	24.096	68.0	17.559	70.1	20.595	95.7	1:02.250	8-	23.296	68.1	17.106	71.2	20.181	95.3	1:00.583
3-	23.804	67.9	17.527	70.7	20.231	96.3	1:01.562	9-	23.555	68.7	17.158	69.4	20.269	95.7	1:00.982
4-	23.289	68.5	16.995	73.0	19.841	97.5	1:00.125	10-	23.357	68.5	17.216	71.6	20.100	95.2	1:00.673
5-	23.462	68.6	17.220	71.6	20.596	97.0	1:01.278	11-	23.726	69.4	17.234	71.5	20.206	97.3	1:01.166
6-	23.991	68.9	17.133	72.3	20.136	95.3	1:01.260	12-	23.321	69.6	16.906	73.6	20.006	96.3	1:00.233
15	Adam CROSS					G C Haulage									
1-	68.7	16.908	72.3	20.208	95.1	1:05.977	7-	22.366	68.6	16.212	77.0	19.682	94.4	58.260	
2-	22.318	69.1	16.855	72.0	19.762	96.3	58.935	8-	22.321	69.2	16.238	77.1	19.731	94.3	58.290
3-	22.618	68.5	16.355	77.8	19.767	94.0	58.740	9-	22.186	69.8	16.081	77.5	19.625	94.3	57.892
4-	22.325	68.6	16.159	77.8	19.771	94.3	58.255	10-	22.160	69.2	16.076	78.8	19.699	93.6	57.935
5-	22.216	68.2	16.182	77.9	19.742	94.0	58.140	11-	22.284	68.6	16.193	78.6	19.620	94.0	58.097
6-	22.362	68.6	16.173	77.0	19.862	93.7	58.397	12-	22.208	68.6	16.268	79.7	19.759	92.3	58.235
17	Carl STEVENS					Gizmo Galaxy/Legal Solutions									
1-	69.7	17.361	70.8	20.174	95.9	1:07.342	7-	22.583	69.4	16.935	74.1	19.571	97.4	59.089	
2-	22.408	70.2	16.879	73.3	19.725	97.0	59.012	8-	22.084	71.0	16.359	74.7	19.367	97.1	57.810
3-	22.705	70.1	17.057	73.7	19.617	97.4	59.379	9-	22.248	70.2	16.678	74.8	19.302	98.4	58.228
4-	22.404	71.2	16.618	73.7	19.527	97.4	58.549	10-	22.413	69.7	16.791	75.1	19.415	98.3	58.619
5-	21.989	71.2	16.375	75.1	19.356	98.7	57.720	11-	22.417	69.8	16.696	73.9	19.521	97.0	58.634
6-	22.994	69.2	17.325	73.2	19.515	98.5	59.834	12-	21.819	71.3	16.198	75.6	19.391	95.6	57.408
19	Jake MASON					GO GP									
1-	67.4	17.071	71.2	20.516	95.3	1:07.900	7-	23.977	66.6	17.150	74.3	20.730	93.9	1:01.857	
2-	23.643	68.9	16.823	75.6	20.437	94.3	1:00.903	8-	24.034	68.4	16.661	74.1	20.353	93.6	1:01.048
3-	23.499	68.7	17.036	73.9	20.566	93.5	1:01.101	9-	23.456	66.3	16.679	74.6	20.364	92.9	1:00.499
4-	23.790	68.2	16.735	76.9	20.449	94.4	1:00.974	10-	23.470	69.7	16.731	75.4	20.455	93.6	1:00.656
5-	23.557	69.1	16.714	73.2	20.757	91.6	1:01.028	11-	25.205	67.9	16.643	73.9	20.352	94.3	1:02.200
6-	23.613	67.9	16.744	73.9	20.487	93.6	1:00.844	12-	23.795	67.4	16.804	74.1	20.540	92.2	1:01.139
22	Mason LAW					MSS Colchester/Lids Direct									
1-	68.4	16.327	77.9	19.906	97.4	1:03.771	7-	21.645	69.0	15.976	80.3	19.508	95.2	57.129	
2-	21.601	68.4	16.282	78.8	19.767	95.5	57.650	8-	22.426	68.1	16.112	78.6	19.904	94.4	58.442
3-	21.565	69.1	16.024	80.3	19.423	95.6	57.012	9-	22.514	67.2	16.059	78.2	20.051	93.7	58.624
4-	21.785	69.4	16.083	80.2	19.360	95.3	57.228	10-	22.471	67.3	16.027	79.2	19.789	94.8	58.287
5-	21.715	68.9	15.927	81.0	19.561	96.3	57.203	11-	22.147	67.9	16.344	77.3	20.051	94.5	58.542
6-	21.647	68.6	16.062	80.3	19.430	95.7	57.139	12-	22.327	67.6	16.148	79.6	20.021	94.1	58.496

Weather / Track : Cloudy / Dry

Brands Hatch Indy
Circuit Length = 1.2079 miles
Start: 16:48 End: 17:01

MCRCB BULLETIN TK056

2012 Rapid Solicitors National Junior Cup

RACE 3 - SECTOR ANALYSIS

30		Aaron MAXFIELD						Aaron Maxfield Racing						
1 -	69.3	17.014	72.9	20.006	95.6	1:05.602	7 -	23.162	69.2	16.878	74.4	19.829	97.1	59.869
2 -	22.425 69.8	16.908	72.0	19.921	96.0	59.254	8 -	22.833	69.1	16.737	75.4	19.558	97.7	59.128
3 -	22.887 69.6	16.679	73.9	19.737	97.0	59.303	9 -	22.143	70.9	16.451	76.0	19.445	97.7	58.039
4 -	22.388 70.1	16.530	75.7	19.611	97.1	58.529	10 -	22.798	68.0	17.442	71.9	20.063	96.4	1:00.303
5 -	22.193 69.9	16.531	75.6	19.669	96.8	58.393	11 -	23.042	68.8	16.950	73.0	20.073	95.7	1:00.065
6 -	23.587 69.2	16.703	75.8	19.636	97.8	59.926	12 -	23.038	68.2	17.382	70.6	20.320	95.2	1:00.740
35		Stefan HILL						Mutton Roofing/Haywards						
1 -	71.2	17.141	73.7	19.848	95.6	1:06.009	7 -	22.302	71.0	16.891	73.7	19.497	96.8	58.690
2 -	22.662 71.5	17.197	76.0	19.666	96.1	59.525	8 -	22.578	70.7	16.754	73.1	19.431	97.0	58.763
3 -	22.889 71.4	16.819	76.0	19.189	98.1	58.897	9 -	22.406	70.5	16.736	74.6	19.386	95.9	58.528
4 -	22.484 71.0	16.671	75.6	19.372	97.8	58.527	10 -	22.222	70.8	16.757	74.2	19.604	96.4	58.583
5 -	22.192 71.5	16.711	75.1	19.263	98.0	58.166	11 -	22.303	70.7	16.586	74.9	19.442	96.1	58.331
6 -	22.697 70.2	16.819	74.6	19.259	96.1	58.775	12 -	22.189	70.1	16.588	75.3	19.290	95.9	58.067
99		Callum GRIGOR						Inch VW Bathgate						
1 -	68.4	17.140	71.8	20.114	95.3	1:06.519	7 -	22.254	70.0	16.384	76.0	19.783	95.2	58.421
2 -	22.396 69.9	16.580	74.6	20.074	95.3	59.050	8 -	22.394	69.8	16.463	72.2	20.151	92.9	59.008
3 -	22.412 69.5	17.638	73.9	19.724	95.2	59.774	9 -	22.069	69.8	16.414	73.0	19.785	94.9	58.268
4 -	21.888 70.3	16.535	78.1	19.959	94.7	58.382	10 -	22.086	70.1	16.488	72.2	20.047	93.9	58.621
5 -	21.775	69.7	16.481	73.9	19.732	95.7	11 -	22.030	70.5	16.397	75.7	19.873	93.3	58.300
6 -	22.318 70.3	16.787	72.9	19.911	93.5	59.016	12 -	21.908	69.8	16.419	76.9	20.006	94.4	58.333

Weather / Track : Cloudy / Dry

Brands Hatch Indy
Circuit Length = 1.2079 miles
Start: 16:48 End: 17:01

MCRCB BULLETIN TK057

2012 Rapid Solicitors National Junior Cup RACE 3 - SPEED TRAPS

SECTOR 1				SECTOR 2			FINISH LINE		
POS	NO	NAME	MPH	NO	NAME	MPH	NO	NAME	MPH
1	35	Stefan HILL	71.5	11	Jesper HUBNER	83.0	17	Carl STEVENS	98.7
2	17	Carl STEVENS	71.3	22	Mason LAW	81.0	35	Stefan HILL	98.1
3	30	Aaron MAXFIELD	70.9	15	Adam CROSS	79.7	30	Aaron MAXFIELD	97.8
4	99	Callum GRIGOR	70.5	2	Max ALEXANDER	79.6	12	Thomas LODGE	97.5
5	15	Adam CROSS	69.8	99	Callum GRIGOR	78.1	11	Jesper HUBNER	97.4
6	11	Jesper HUBNER	69.7	19	Jake MASON	76.9	22	Mason LAW	97.4
7	19	Jake MASON	69.7	30	Aaron MAXFIELD	76.0	2	Max ALEXANDER	97.3
8	12	Thomas LODGE	69.6	35	Stefan HILL	76.0	5	Aaron CLARKE	96.4
9	2	Max ALEXANDER	69.5	17	Carl STEVENS	75.6	15	Adam CROSS	96.3
10	5	Aaron CLARKE	69.4	5	Aaron CLARKE	75.4	99	Callum GRIGOR	95.7
11	22	Mason LAW	69.4	12	Thomas LODGE	73.6	19	Jake MASON	95.3

Weather / Track : Cloudy / Dry

Brands Hatch Indy
Circuit Length = 1.2079 miles
Start: 16:48 End: 17:01

MCRCB BULLETIN TK058

2012 Rapid Solicitors National Junior Cup RACE 3 - BEST SECTOR TIMES

SECTOR 1			SECTOR 2			SECTOR 3			IDEAL / BEST COMPARISON							
POS	NO	NAME	TIME	NO	NAME	TIME	NO	NAME	TIME	POS	NO	NAME	IDEAL	BEST	DIFF	
1	22	LAW	21.565	11	HUBNER	15.687	35	HILL	19.189	1	11	HUBNER	56.739	57.087	0.348	
2	99	GRIGOR	21.775	22	LAW	15.927	11	HUBNER	19.253	2	22	LAW	56.852	57.012	0.160	
3	11	HUBNER	21.799	15	CROSS	16.076	17	STEVENS	19.302	3	17	STEVENS	57.319	57.408	0.089	
4	17	STEVENS	21.819	17	STEVENS	16.198	22	LAW	19.360	4	2	ALEXANDER	57.835	57.902	0.067	
5	2	ALEXANDER	22.056	2	ALEXANDER	16.378	2	ALEXANDER	19.401	5	15	CROSS	57.856	57.892	0.036	
6	30	MAXFIELD	22.143	99	GRIGOR	16.384	30	MAXFIELD	19.445	6	99	GRIGOR	57.883	57.988	0.105	
7	15	CROSS	22.160	30	MAXFIELD	16.451	15	CROSS	19.620	7	35	HILL	57.964	58.067	0.103	
8	35	HILL	22.189	35	HILL	16.586	99	GRIGOR	19.724	8	30	MAXFIELD	58.039	58.039	0.000	
9	5	CLARKE	22.967	19	MASON	16.643	12	LODGE	19.841	9	5	CLARKE	59.559	59.772	0.213	
10	12	LODGE	23.289	5	CLARKE	16.709	5	CLARKE	19.883	10	12	LODGE	1:00.036	1:00.125	0.089	
11	19	MASON	23.456	12	LODGE	16.906	19	MASON	20.352	11	19	MASON	1:00.451	1:00.499	0.048	
													Perfect Lap	56.441		

Weather / Track : Cloudy / Dry

Brands Hatch Indy
Circuit Length = 1.2079 miles
Start: 16:48 End: 17:01