

Flag Definitions



Marshals and other officials display flags, lights or boards to provide information and/or convey instructions to riders during practice and races. These are as follows:


Flags & Lights used to provide information:

NATIONAL FLAG or "START LIGHTS": Used at the Start of the Race



GREEN FLAG or GREEN LIGHT: Indicates the end of a Danger Area controlled by yellow flags. In these circumstances overtaking is **PROHIBITED** until the point where the Green Flag is displayed has been passed. It is also a signal shown to start a warm-up lap and is

shown at all posts during the first lap of each practice session.





YELLOW & RED STRIPED FLAG: Shown waved indicates oil, water or other substance (or object) is affecting adhesion on this section of the track.



BLUE FLAG: Shown waved, this flag indicates that a faster rider is about to overtake. (Do nothing to affect your line, the flag is simply to warn you)
Shown motionless at the Start/Finish Line, indicates to riders approaching that traffic is exiting the Pit Lane.

CHEQUERED (BLACK & WHITE) FLAG: Finish of race or practice session.



YELLOW FLAG WITH BLACK CROSS: You are about to start your last lap.

Flags which convey information & instructions

RED FLAG or RED LIGHT: The practice or race is being interrupted. Riders must slow down and be prepared to stop. Riders must return to the pits or as directed by the Marshals acting upon instructions from the Clerk of the Course.



YELLOW FLAG or YELLOW LIGHTS: Danger on this section of the track. When motionless overtaking is forbidden. When shown waved the danger is more imminent and riders must slow down and be prepared to stop. Overtaking or failing to slow down is forbidden. Riders must take immediate action on seeing the yellow flag/lights. *There are automatic penalties for disregarding yellow or red flags. It may also be considered as an act of dangerous or reckless riding.*

BLACK FLAG: This flag is designed to convey instruction to a rider and is displayed at the startline together with the rider's number. The rider must stop at the pits at the end of the current lap.



BLACK WITH ORANGE CIRCLE FLAG: This flag is displayed with the rider's number. The rider must leave the track immediately.