BMCRC-MRO Championships 2017 supported by Dickies

BMCRC-MRO Championships 2017

Round 10
Snetterton 300

7th & 8th October 2017

Results Provided by Timing Solutions Ltd
www.tsl-timing.com

BMCRC-MRO Championships 2017 supported by Dickies

BMCRC F1 & F2 Sidecars

Snetterton 300

7th & 8th October 2017

Results Provided by Timing Solutions Ltd
www.tsl-timing.com

Snetterton 300

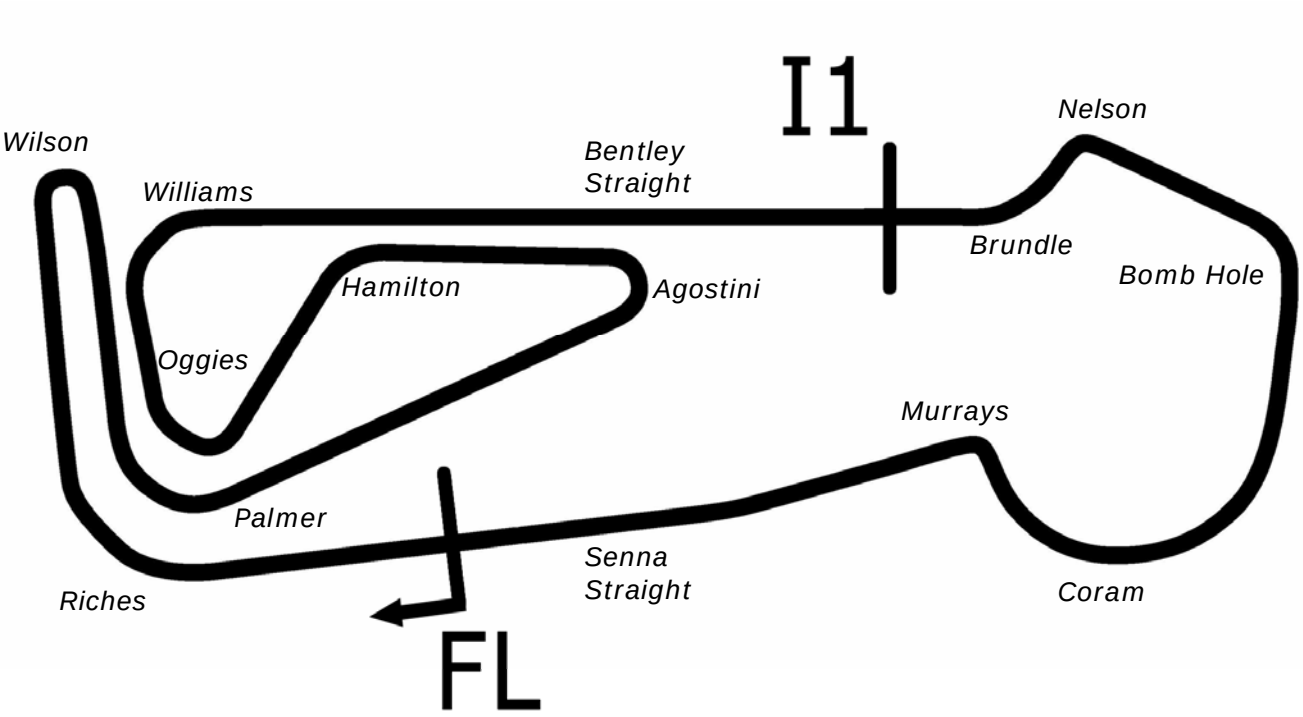

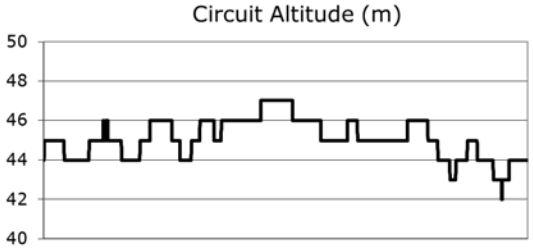

Length	2.9689 miles	4778.0 m	
FL		52.46340 N	0.94476 E
I1	3198m	52.46617 N	0.94964 E
Pit Entry	4572m	52.46364 N	0.94774 E
Pit Exit	40m after FL	52.46338 N	0.94420 E

Pit Entry–Pit Exit 246m, 14.7s @60kph, 11.0s @80kph

All results available at www.tsl-timing.com

BMCRC - MRO Championships 2017 - Rnd 10 @ Snetterton 300

RKB/BMCRC F1 & F2 Sidecars

QUALIFYING - CLASSIFICATION

POS	NO	CL	PIC	NAME	ENTRY	TIME	ON	LAPS	GAP	DIFF	MPH
1	**3**	F1	1	**JAMES / TRITTON**	Kawasaki LCR - Difuria Contractors	**2:06.891**	4	5			84.23
2	**25**	F1	2	**MACLAURIN / HOPE**	Yamaha R1 LCR - fileder filter systems	**2:07.465**	4	4	**0.574**	0.574	83.85
3	**58**	F1	3	**KIRK / SMITHIES**	Yamaha LCR -	**2:12.850**	5	5	**5.959**	5.385	80.45
4	**33**	F2	1	**HEGARTY / NEAVE**	Honda Baker - Sean Hegarty Ltd	**2:13.208**	4	5	**6.317**	0.358	80.23
5	**75**	F1	4	**CLARKE / CLARKE**	Suzuki Windle - CYB fibreglass Technology	**2:15.016**	4	4	**8.125**	1.808	79.16
6	**188**	F2	2	**VANNIEUWENHUYSE / VANNIEUWE**	Honda Shelbourne - Norton Owners club Flanders Branch	**2:16.129**	5	5	**9.238**	1.113	78.51
7	**15**	F2	3	**GIBSON / CHRISTIE**	Suzuki Shelbourne - GDM Logistics	**2:18.362**	5	5	**11.471**	2.233	77.24
8	**35**	F2	4	**REEVES / PAYNE**	600 DDM -	**2:20.013**	2	2	**13.122**	1.651	76.33
9	**18**	F2	5	**BLACKWOOD / BLACKWOOD**	Suzuki Shelbourne -	**2:22.503**	5	5	**15.612**	2.490	75.00
10	**5**	F2	6	**TAYLOR / FIELD**	LCR - Velocity V1	**2:23.146**	3	5	**16.255**	0.643	74.66
11	**10**	F1	5	**WEBB / HAYNES**	Suzuki LCR - ANtech Racing	**2:24.941**	5	5	**18.050**	1.795	73.74
12	**45**	F2	7	**LAWSON / BYRNE**	600 M R Equipe -	**2:27.535**	3	3	**20.644**	2.594	72.44
13	**119**	F1	6	**GUY / BUCKLAND**	Suzuki LCR -	**2:30.065**	2	4	**23.174**	2.530	71.22
14	**55**	F2	8	**COLE / HART**	Honda - Team Autocraft	**2:30.287**	4	4	**23.396**	0.222	71.11
15	**67**	F1	7	**JEFFREY / CASWELL**	Windle - MJP racing	**2:35.944**	4	4	**29.053**	5.657	68.53
16	**40**	F2	9	**SMITH / DOBIE**	Yamaha Baker - Sheila Terry	**2:36.276**	4	4	**29.385**	0.332	68.39
17	**19**	F1	8	**MACBRIDE / THOMPSON**	Suzuki LCR - Nick Webb	**2:38.436**	3	4	**31.545**	2.160	67.45
18	**136**	F1	9	**EDWARDS / EDWARDS**	Suzuki BMR - ECONOMY HEATING SERVICES	**2:38.923**	4	4	**32.032**	0.487	67.25
19	**167**	F2	10	**PETTMAN / CREW**	Yamaha Windle -	**2:39.220**	4	4	**32.329**	0.297	67.12

Snetterton 300
Circuit Length = 2.9689 miles
Start: 11:43 Flag 11:55 End: 11:57

Weather / Track : Bright / Drying
These results are provisional until the conclusion of any judicial and technical matters.

Clerk Of Course :		Timekeeper :

Results can be found at www.tsl-timing.com

Printed - 11:57 Saturday, 07 October 2017

BMCRC - MRO Championships 2017 - Rnd 10 @ Snetterton 300

RKB/BMCRC F1 & F2 Sidecars

QUALIFYING - SECTOR ANALYSIS

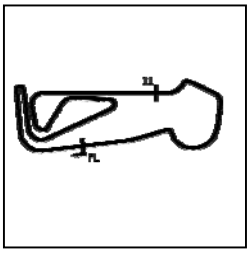

SECTOR 1 = FL to I1, SECTOR 2 = I1 to FL, DIFF = Difference To Personal Best Lap, P = Crossed Finish Line in Pit Lane, D = Time Disallowed

P1 3 F1 JAMES / TRITTON — Kawasaki LCR - Difuria Contractors

IDEAL LAP TIME : 2:06.891 BEST LAP TIME : 2:06.891 DIFFERENCE : 0.000

LAP	SECTOR 1	SECTOR 2	LAP TIME	MPH	DIFF	TIME OF DAY
1 -	1:38.968	46.956	2:25.924	73.24	19.033	11:46:28.778
2 -	1:30.097	44.518	2:14.615	79.39	7.724	11:48:43.393
3 -	1:28.340	43.006	2:11.346 **(3)**	81.37	4.455	11:50:54.739
4 -	***1:24.862***	***42.029***	***2:06.891*** **(1)**	***84.23***		***11:53:01.630***
5 -	1:26.224	44.349	2:10.573 **(2)**	81.85	3.682	11:55:12.203

P2 25 F1 MACLAURIN / HOPE — Yamaha R1 LCR - fileder filter systems

IDEAL LAP TIME : 2:07.252 BEST LAP TIME : 2:07.465 DIFFERENCE : 0.213

LAP	SECTOR 1	SECTOR 2	LAP TIME	MPH	DIFF	TIME OF DAY
1 -	1:40.510	IN PIT	5:04.069 **P**	35.15	2:56.604	11:49:09.792
2 -	OUTLAP	43.677	2:20.156	76.25	12.691	11:51:29.948
3 -	1:26.314	***42.198***	2:08.512 **(2)**	83.16	1.047	11:53:38.460
4 -	***1:25.054***	42.411	***2:07.465*** **(1)**	***83.85***		***11:55:45.925***

P3 58 F1 KIRK / SMITHIES — Yamaha LCR -

IDEAL LAP TIME : 2:12.850 BEST LAP TIME : 2:12.850 DIFFERENCE : 0.000

LAP	SECTOR 1	SECTOR 2	LAP TIME	MPH	DIFF	TIME OF DAY
1 -	1:40.661	48.974	2:29.635	71.42	16.785	11:46:33.014
2 -	1:33.652	46.263	2:19.915	76.38	7.065	11:48:52.929
3 -	1:30.908	47.993	2:18.901 **(3)**	76.94	6.051	11:51:11.830
4 -	1:30.035	44.510	2:14.545 **(2)**	79.43	1.695	11:53:26.375
5 -	***1:28.843***	***44.007***	***2:12.850*** **(1)**	***80.45***		***11:55:39.225***

P4 33 F2 HEGARTY / NEAVE — Honda Baker - Sean Hegarty Ltd

IDEAL LAP TIME : 2:12.724 BEST LAP TIME : 2:13.208 DIFFERENCE : 0.484

LAP	SECTOR 1	SECTOR 2	LAP TIME	MPH	DIFF	TIME OF DAY
1 -	1:40.813	46.625	2:27.438	72.49	14.230	11:46:39.665
2 -	1:30.534	44.624	2:15.158 **(3)**	79.07	1.950	11:48:54.823
3 -	1:40.132	44.990	2:25.122	73.64	11.914	11:51:19.945
4 -	***1:29.321***	43.887	***2:13.208*** **(1)**	***80.23***		***11:53:33.153***
5 -	1:30.208	***43.403***	2:13.611 **(2)**	79.99	0.403	11:55:46.764

P5 75 F1 CLARKE / CLARKE — Suzuki Windle - CYB fibreglass Technology

IDEAL LAP TIME : 2:15.016 BEST LAP TIME : 2:15.016 DIFFERENCE : 0.000

LAP	SECTOR 1	SECTOR 2	LAP TIME	MPH	DIFF	TIME OF DAY
1 -	1:44.084	48.781	2:32.865	69.91	17.849	11:47:34.900
2 -	1:39.713	50.426	2:30.139 **(3)**	71.18	15.123	11:50:05.039
3 -	1:33.280	46.318	2:19.598 **(2)**	76.56	4.582	11:52:24.637
4 -	***1:30.327***	***44.689***	***2:15.016*** **(1)**	***79.16***		***11:54:39.653***

P6 188 F2 VANNIEUWENHUYSE / VANNIEUWENHU' — Honda Shelbourne - Norton Owners club Flanders Branch

IDEAL LAP TIME : 2:15.532 BEST LAP TIME : 2:16.129 DIFFERENCE : 0.597

LAP	SECTOR 1	SECTOR 2	LAP TIME	MPH	DIFF	TIME OF DAY
1 -	1:40.352	49.123	2:29.475	71.50	13.346	11:46:33.715
2 -	1:33.676	45.974	2:19.650	76.53	3.521	11:48:53.365
3 -	1:34.430	45.138	2:19.568 **(3)**	76.57	3.439	11:51:12.933
4 -	1:31.475	***44.857***	2:16.332 **(2)**	78.39	0.203	11:53:29.265
5 -	***1:30.675***	45.454	***2:16.129*** **(1)**	***78.51***		***11:55:45.394***

P7 15 F2 GIBSON / CHRISTIE — Suzuki Shelbourne - GDM Logistics

IDEAL LAP TIME : 2:18.362 BEST LAP TIME : 2:18.362 DIFFERENCE : 0.000

LAP	SECTOR 1	SECTOR 2	LAP TIME	MPH	DIFF	TIME OF DAY
1 -	1:39.675	49.974	2:29.649	71.42	11.287	11:46:24.237
2 -	1:35.397	48.842	2:24.239	74.09	5.877	11:48:48.476

Weather / Track : Bright / Drying

Snetterton 300
Circuit Length = 2.9689 miles
Start: 11:43 Flag 11:55 End: 11:57

BMCRC - MRO Championships 2017 - Rnd 10 @ Snetterton 300

RKB/BMCRC F1 & F2 Sidecars

QUALIFYING - SECTOR ANALYSIS

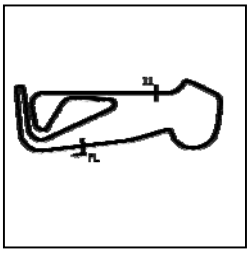

SECTOR 1 = FL to I1, SECTOR 2 = I1 to FL, DIFF = Difference To Personal Best Lap, P = Crossed Finish Line in Pit Lane, D = Time Disallowed

3 -	1:33.260	48.416	2:21.676	(2)	75.44	3.314	11:51:10.152
4 -	1:34.176	47.867	2:22.043	(3)	75.24	3.681	11:53:32.195
5 -	***1:31.913***	***46.449***	***2:18.362***	***(1)***	***77.24***		***11:55:50.557***

P8 35 F2 REEVES / PAYNE 600 DDM -

IDEAL LAP TIME : 2:20.013 BEST LAP TIME : 2:20.013 DIFFERENCE : 0.000

LAP	SECTOR 1	SECTOR 2	LAP TIME		MPH	DIFF	TIME OF DAY
1 -	1:39.046	47.837	2:26.883	(2)	72.76	6.870	11:46:29.238
2 -	***1:32.275***	***47.738***	***2:20.013***	***(1)***	***76.33***		***11:48:49.251***

P9 18 F2 BLACKWOOD / BLACKWOOD Suzuki Shelbourne -

IDEAL LAP TIME : 2:21.947 BEST LAP TIME : 2:22.503 DIFFERENCE : 0.556

LAP	SECTOR 1	SECTOR 2	LAP TIME		MPH	DIFF	TIME OF DAY
1 -	1:49.284	51.168	2:40.452		66.61	17.949	11:46:53.844
2 -	1:36.927	48.497	2:25.424	(3)	73.49	2.921	11:49:19.268
3 -	1:35.662	50.768	2:26.430		72.99	3.927	11:51:45.698
4 -	***1:34.676***	48.801	2:23.477	(2)	74.49	0.974	11:54:09.175
5 -	1:35.232	***47.271***	***2:22.503***	***(1)***	***75.00***		***11:56:31.678***

P10 5 F2 TAYLOR / FIELD LCR - Velocity V1

IDEAL LAP TIME : 2:22.767 BEST LAP TIME : 2:23.146 DIFFERENCE : 0.379

LAP	SECTOR 1	SECTOR 2	LAP TIME		MPH	DIFF	TIME OF DAY
1 -	1:47.008	50.592	2:37.600		67.81	14.454	11:46:47.081
2 -	1:35.584	49.617	2:25.201	(3)	73.60	2.055	11:49:12.282
3 -	1:34.857	***48.289***	***2:23.146***	***(1)***	***74.66***		***11:51:35.428***
4 -	1:49.842	49.233	2:39.075		67.18	15.929	11:54:14.503
5 -	***1:34.478***	50.004	2:24.482	(2)	73.97	1.336	11:56:38.985

P11 10 F1 WEBB / HAYNES Suzuki LCR - ANtech Racing

IDEAL LAP TIME : 2:22.706 BEST LAP TIME : 2:24.941 DIFFERENCE : 2.235

LAP	SECTOR 1	SECTOR 2	LAP TIME		MPH	DIFF	TIME OF DAY
1 -	1:46.184	49.888	2:36.072		68.48	11.131	11:46:43.472
2 -	1:39.627	51.821	2:31.448		70.57	6.507	11:49:14.920
3 -	1:38.980	49.007	2:27.987	(3)	72.22	3.046	11:51:42.907
4 -	***1:35.208***	49.901	2:25.109	(2)	73.65	0.168	11:54:08.016
5 -	1:37.443	***47.498***	***2:24.941***	***(1)***	***73.74***		***11:56:32.957***

P12 45 F2 LAWSON / BYRNE 600 M R Equipe -

IDEAL LAP TIME : 2:27.535 BEST LAP TIME : 2:27.535 DIFFERENCE : 0.000

LAP	SECTOR 1	SECTOR 2	LAP TIME		MPH	DIFF	TIME OF DAY
1 -	1:49.369	52.324	2:41.693	(3)	66.10	14.158	11:46:49.501
2 -	1:40.252	49.877	2:30.129	(2)	71.19	2.594	11:49:19.630
3 -	***1:38.550***	***48.985***	***2:27.535***	***(1)***	***72.44***		***11:51:47.165***

P13 119 F1 GUY / BUCKLAND Suzuki LCR -

IDEAL LAP TIME : 2:22.731 BEST LAP TIME : 2:30.065 DIFFERENCE : 7.334

LAP	SECTOR 1	SECTOR 2	LAP TIME		MPH	DIFF	TIME OF DAY
1 -	1:51.363	53.789	2:45.152	(2)	64.71	15.087	11:47:15.202
2 -	1:40.558	49.507	***2:30.065***	***(1)***	***71.22***		***11:49:45.267***
3 -	***1:36.205***	IN PIT	4:31.423	**P**	39.37	2:01.358	11:54:16.690
4 -	OUTLAP	***46.526***	2:33.841		69.47	3.776	11:56:50.531

P14 55 F2 COLE / HART Honda - Team Autocraft

IDEAL LAP TIME : 2:30.147 BEST LAP TIME : 2:30.287 DIFFERENCE : 0.140

LAP	SECTOR 1	SECTOR 2	LAP TIME		MPH	DIFF	TIME OF DAY
1 -	2:00.203	IN PIT	3:16.898	**P**	54.28	46.611	11:47:40.087
2 -	OUTLAP	51.782	2:38.515		67.42	8.228	11:50:18.602

Weather / Track : Bright / Drying

Snetterton 300
Circuit Length = 2.9689 miles
Start: 11:43 Flag 11:55 End: 11:57

BMCRC - MRO Championships 2017 - Rnd 10 @ Snetterton 300

RKB/BMCRC F1 & F2 Sidecars

QUALIFYING - SECTOR ANALYSIS

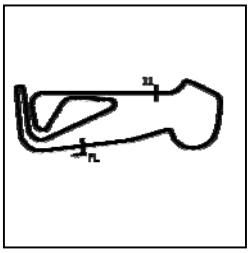

SECTOR 1 = FL to I1, SECTOR 2 = I1 to FL, DIFF = Difference To Personal Best Lap, P = Crossed Finish Line in Pit Lane, D = Time Disallowed

3 -	***1:39.991***	50.778	2:30.769 **(2)**	70.89	0.482	11:52:49.371
4 -	1:40.131	***50.156***	***2:30.287*** **(1)**	***71.11***		***11:55:19.658***

P15 67 F1 JEFFREY / CASWELL Windle - MJP racing

IDEAL LAP TIME : 2:35.944 BEST LAP TIME : 2:35.944 DIFFERENCE : 0.000

LAP	SECTOR 1	SECTOR 2	LAP TIME	MPH	DIFF	TIME OF DAY
1 -	2:00.747	59.322	3:00.069	59.35	24.125	11:47:20.386
2 -	1:53.923	55.750	2:49.673 **(3)**	62.99	13.729	11:50:10.059
3 -	1:48.640	53.923	2:42.563 **(2)**	65.74	6.619	11:52:52.622
4 -	***1:45.059***	***50.885***	***2:35.944*** **(1)**	***68.53***		***11:55:28.566***

P16 40 F2 SMITH / DOBIE Yamaha Baker - Sheila Terry

IDEAL LAP TIME : 2:36.276 BEST LAP TIME : 2:36.276 DIFFERENCE : 0.000

LAP	SECTOR 1	SECTOR 2	LAP TIME	MPH	DIFF	TIME OF DAY
1 -	2:01.033	59.462	3:00.495	59.21	24.219	11:47:19.964
2 -	1:54.099	55.022	2:49.121 **(3)**	63.19	12.845	11:50:09.085
3 -	1:49.188	53.347	2:42.535 **(2)**	65.75	6.259	11:52:51.620
4 -	***1:45.260***	***51.016***	***2:36.276*** **(1)**	***68.39***		***11:55:27.896***

P17 19 F1 MACBRIDE / THOMPSON Suzuki LCR - Nick Webb

IDEAL LAP TIME : 2:38.391 BEST LAP TIME : 2:38.436 DIFFERENCE : 0.045

LAP	SECTOR 1	SECTOR 2	LAP TIME	MPH	DIFF	TIME OF DAY
1 -	2:00.109	56.813	2:56.922	60.41	18.486	11:47:17.617
2 -	1:47.484	55.223	2:42.707 **(3)**	65.68	4.271	11:50:00.324
3 -	***1:44.705***	53.731	***2:38.436*** **(1)**	***67.45***		***11:52:38.760***
4 -	1:45.260	***53.686***	2:38.946 **(2)**	67.24	0.510	11:55:17.706

P18 136 F1 EDWARDS / EDWARDS Suzuki BMR - ECONOMY HEATING SERVICES

IDEAL LAP TIME : 2:38.923 BEST LAP TIME : 2:38.923 DIFFERENCE : 0.000

LAP	SECTOR 1	SECTOR 2	LAP TIME	MPH	DIFF	TIME OF DAY
1 -	2:00.187	58.303	2:58.490	59.88	19.567	11:47:21.036
2 -	1:54.825	56.344	2:51.169 **(3)**	62.44	12.246	11:50:12.205
3 -	1:47.791	54.552	2:42.343 **(2)**	65.83	3.420	11:52:54.548
4 -	***1:44.774***	***54.149***	***2:38.923*** **(1)**	***67.25***		***11:55:33.471***

P19 167 F2 PETTMAN / CREW Yamaha Windle -

IDEAL LAP TIME : 2:38.641 BEST LAP TIME : 2:39.220 DIFFERENCE : 0.579

LAP	SECTOR 1	SECTOR 2	LAP TIME	MPH	DIFF	TIME OF DAY
1 -	1:53.308	55.404	2:48.712 **(2)**	63.35	9.492	11:46:58.893
2 -	1:50.748	IN PIT	3:36.117 **P**	49.45	56.897	11:50:35.010
3 -	OUTLAP	***52.479***	2:43.610	65.32	4.390	11:53:18.620
4 -	***1:46.162***	53.058	***2:39.220*** **(1)**	***67.12***		***11:55:57.840***

Weather / Track : Bright / Drying

Snetterton 300
Circuit Length = 2.9689 miles
Start: 11:43 Flag 11:55 End: 11:57

BMCRC - MRO Championships 2017 - Rnd 10 @ Snetterton 300

RKB/BMCRC F1 & F2 Sidecars

QUALIFYING - BEST SECTORS

SECTOR 1				SECTOR 2			IDEAL / BEST COMPARISON					
POS	NO	NAME	TIME	NO	NAME	TIME	POS	NO	NAME	IDEAL	BEST	DIFF
									PERFECT LAP	2:06.891		
1	3	JAMES / TRITTON	**1:24.862**	3	JAMES / TRITTON	**42.029**	1	3	JAMES / TRITTON	2:06.891	2:06.891	0.000
2	25	MACLAURIN / HOPE	**1:25.054**	25	MACLAURIN / HOPE	**42.198**	2	25	MACLAURIN / HOPE	2:07.252	2:07.465	0.213
3	58	KIRK / SMITHIES	**1:28.843**	33	HEGARTY / NEAVE	**43.403**	3	33	HEGARTY / NEAVE	2:12.724	2:13.208	0.484
4	33	HEGARTY / NEAVE	**1:29.321**	58	KIRK / SMITHIES	**44.007**	4	58	KIRK / SMITHIES	2:12.850	2:12.850	0.000
5	75	CLARKE / CLARKE	**1:30.327**	75	CLARKE / CLARKE	**44.689**	5	75	CLARKE / CLARKE	2:15.016	2:15.016	0.000
6	188	VANNIEUWENHUYSE / VANNI	**1:30.675**	188	VANNIEUWENHUYSE / VANNI	**44.857**	6	188	VANNIEUWENHUYSI	2:15.532	2:16.129	0.597
7	15	GIBSON / CHRISTIE	**1:31.913**	15	GIBSON / CHRISTIE	**46.449**	7	15	GIBSON / CHRISTIE	2:18.362	2:18.362	0.000
8	35	REEVES / PAYNE	**1:32.275**	119	GUY / BUCKLAND	**46.526**	8	35	REEVES / PAYNE	2:20.013	2:20.013	0.000
9	5	TAYLOR / FIELD	**1:34.478**	18	BLACKWOOD / BLACKWOOD	**47.271**	9	18	BLACKWOOD / BLAC	2:21.947	2:22.503	0.556
10	18	BLACKWOOD / BLACKWOOD	**1:34.676**	10	WEBB / HAYNES	**47.498**	10	10	WEBB / HAYNES	2:22.706	2:24.941	2.235
11	10	WEBB / HAYNES	**1:35.208**	35	REEVES / PAYNE	**47.738**	11	119	GUY / BUCKLAND	2:22.731	2:30.065	7.334
12	119	GUY / BUCKLAND	**1:36.205**	5	TAYLOR / FIELD	**48.289**	12	5	TAYLOR / FIELD	2:22.767	2:23.146	0.379
13	45	LAWSON / BYRNE	**1:38.550**	45	LAWSON / BYRNE	**48.985**	13	45	LAWSON / BYRNE	2:27.535	2:27.535	0.000
14	55	COLE / HART	**1:39.991**	55	COLE / HART	**50.156**	14	55	COLE / HART	2:30.147	2:30.287	0.140
15	19	MACBRIDE / THOMPSON	**1:44.705**	67	JEFFREY / CASWELL	**50.885**	15	67	JEFFREY / CASWELL	2:35.944	2:35.944	0.000
16	136	EDWARDS / EDWARDS	**1:44.774**	40	SMITH / DOBIE	**51.016**	16	40	SMITH / DOBIE	2:36.276	2:36.276	0.000
17	67	JEFFREY / CASWELL	**1:45.059**	167	PETTMAN / CREW	**52.479**	17	19	MACBRIDE / THOMP	2:38.391	2:38.436	0.045
18	40	SMITH / DOBIE	**1:45.260**	19	MACBRIDE / THOMPSON	**53.686**	18	167	PETTMAN / CREW	2:38.641	2:39.220	0.579
19	167	PETTMAN / CREW	**1:46.162**	136	EDWARDS / EDWARDS	**54.149**	19	136	EDWARDS / EDWAR	2:38.923	2:38.923	0.000

Weather / Track : Bright / Drying

Snetterton 300
Circuit Length = 2.9689 miles
Start: 11:43 Flag 11:55 End: 11:57

Results can be found at www.tsl-timing.com

Printed - 11:59 Saturday, 07 October 2017

BMCRC - MRO Championships 2017 - Rnd 10 @ Snetterton 300

RKB/BMCRC F1 & F2 Sidecars

RACE 9 - GRID (5 Laps)

ROW 10	1			19	167	PETTMAN / CREW	2:39.220
ROW 9	18	136	EDWARDS / EDWARDS	2:38.923	17	19	MACBRIDE / THOMPSON 2:38.436
ROW 8	16	40	SMITH / DOBIE	2:36.276	15	67	JEFFREY / CASWELL 2:35.944
ROW 7	14	55	COLE / HART	2:30.287	13	119	GUY / BUCKLAND 2:30.065
ROW 6	12	45	LAWSON / BYRNE	2:27.535	11	10	WEBB / HAYNES 2:24.941
ROW 5	10	5	TAYLOR / FIELD	2:23.146	9	18	BLACKWOOD / BLACKWOOD 2:22.503
ROW 4	8	35	REEVES / PAYNE	2:20.013	7	15	GIBSON / CHRISTIE 2:18.362
ROW 3	6	188	VANNIEUWENHUYSE / VANNIEUWENHUYSE	2:16.129	5	75	CLARKE / CLARKE 2:15.016
ROW 2	4	33	HEGARTY / NEAVE	2:13.208	3	58	KIRK / SMITHIES 2:12.850
ROW 1	2	25	MACLAURIN / HOPE	2:07.465	1	3	JAMES / TRITTON 2:06.891

Pole

Snetterton 300
Circuit Length = 2.9689 miles

These results are provisional until the conclusion of any judicial and technical matters.

Clerk Of Course :		Timekeeper :

Results can be found at www.tsl-timing.com

Printed - 12:00 Saturday, 07 October 2017

BMCRC - MRO Championships 2017 - Rnd 10 @ Snetterton 300

RKB/BMCRC F1 & F2 Sidecars

RACE 9 - CLASSIFICATION

POS	NO	CL	PIC	NAME	ENTRY	LAPS	TIME	GAP	DIFF	MPH	BEST	ON
1	**3**	F1	1	JAMES / TRITTON	Kawasaki LCR - Difuria Contractors	**5**	12:57.497			68.73	**2:33.878**	3
2	**75**	F1	2	CLARKE / CLARKE	Suzuki Windle - CYB fibreglass Technology	**5**	13:29.377	**31.880**	31.880	66.02	**2:37.901**	2
3	**35**	F2	1	REEVES / PAYNE	600 DDM -	**5**	13:35.123	**37.626**	5.746	65.56	**2:38.689**	4
4	**33**	F2	2	HEGARTY / NEAVE	Honda Baker - Sean Hegarty Ltd	**5**	13:46.852	**49.355**	11.729	64.63	**2:35.033**	4
5	**119**	F1	3	GUY / BUCKLAND	Suzuki LCR -	**5**	13:49.015	**51.518**	2.163	64.46	**2:42.096**	4
6	**15**	F2	3	GIBSON / CHRISTIE	Suzuki Shelbourne - GDM Logistics	**5**	13:52.333	**54.836**	3.318	64.20	**2:38.021**	4
7	**5**	F2	4	TAYLOR / FIELD	LCR - Velocity V1	**5**	13:52.708	**55.211**	0.375	64.17	**2:43.136**	4
8	**10**	F1	4	WEBB / HAYNES	Suzuki LCR - ANtech Racing	**5**	14:14.492	**1:16.995**	21.784	62.54	**2:45.131**	5
9	**40**	F2	5	SMITH / DOBIE	Yamaha Baker - Sheila Terry	**5**	14:16.338	**1:18.841**	1.846	62.40	**2:48.176**	5
10	**55**	F2	6	COLE / HART	Honda - Team Autocraft	**5**	14:31.624	**1:34.127**	15.286	61.31	**2:50.702**	4
11	**136**	F1	5	EDWARDS / EDWARDS	Suzuki BMR - ECONOMY HEATING SERVICES	**5**	14:31.749	**1:34.252**	0.125	61.30	**2:48.437**	5
12	**67**	F1	6	JEFFREY / CASWELL	Windle - MJP racing	**5**	14:32.104	**1:34.607**	0.355	61.27	**2:48.543**	5
13	**45**	F2	7	LAWSON / BYRNE	600 M R Equipe -	**5**	14:34.540	**1:37.043**	2.436	61.10	**2:49.047**	5
14	**167**	F2	8	PETTMAN / CREW	Yamaha Windle -	**5**	14:54.274	**1:56.777**	19.734	59.75	**2:55.750**	3
15	**19**	F1	7	MACBRIDE / THOMPSON	Suzuki LCR - Nick Webb	**4**	14:01.755	**1 Lap**	1 Lap	50.78	**3:20.257**	2
				NOT CLASSIFIED								
DNF	**25**	F1		MACLAURIN / HOPE	Yamaha R1 LCR - fileder filter systems	**4**	10:33.576	**1 Lap**		67.47	**2:33.230**	3
DNF	**18**	F2		BLACKWOOD / BLACKWOOD	Suzuki Shelbourne -	**1**	2:52.580	**4 Laps**	3 Laps	61.93		
DNF	**58**	F1		KIRK / SMITHIES	Yamaha LCR -	**1**	2:53.620	**4 Laps**	1.040	61.55		
DNF	**188**	F2		VANNIEUWENHUYSE / VANNIEUWENHI	Honda Shelbourne - Norton Owners club Flanders E	**0**						

FASTEST LAP

	25	F1	MACLAURIN / HOPE	Yamaha R1 LCR - fileder filter systems	**3**	2:33.230	69.75 mph	112.25 kph
	33	F2	HEGARTY / NEAVE	Honda Baker - Sean Hegarty Ltd	**4**	2:35.033	68.94 mph	110.94 kph

Class F1 - 90% of Race Speed = 61.85 mph
Class F2 - 90% of Race Speed = 59.00 mph

Snetterton 300
Circuit Length = 2.9689 miles
Start: 16:01 Flag 16:14 End: 16:16

Weather / Track : Cloudy / Wet
These results are provisional until the conclusion of any judicial and technical matters.

Clerk Of Course :		Timekeeper :

Results can be found at www.tsl-timing.com

Printed - 16:17 Saturday, 07 October 2017

BMCRC - MRO Championships 2017 - Rnd 10 @ Snetterton 300

RKB/BMCRC F1 & F2 Sidecars

RACE 9 - LAP CHART

LAP 1 @ 16:04:17.664

NO	BEHIND	LAP TIME
3		2:40.251
75	6.945	2:47.196
25	7.206	2:47.457
35	9.824	2:50.075
18	12.329	2:52.580
58	13.369	2:53.620
119	14.322	2:54.573
5	15.963	2:56.214
67	20.091	3:00.342
40	20.259	3:00.510
10	20.376	3:00.627
55	25.444	3:05.695
136	25.721	3:05.972
45	27.151	3:07.402
167	28.683	3:08.934
15	33.869	3:14.120
33	42.191	3:22.442
19	1:14.266	3:54.517

LAP 2 @ 16:06:53.000

NO	BEHIND	LAP TIME
3		2:35.336
75	9.510	2:37.901
25	9.826	2:37.956
35	15.254	2:40.766
119	22.692	2:43.706
5	25.110	2:44.483
10	32.452	2:47.412
40	35.166	2:50.243
67	39.761	2:55.006
15	40.365	2:41.832
55	41.425	2:51.317
33	44.165	2:37.310
45	45.474	2:53.659
136	46.414	2:56.029
167	50.506	2:57.159
19	1:59.187	3:20.257

LAP 3 @ 16:09:26.878

NO	BEHIND	LAP TIME
3		2:33.878
25	9.178	2:33.230
75	15.021	2:39.389
35	21.652	2:40.276
119	33.364	2:44.550
5	34.987	2:43.755
15	46.008	2:39.521
33	47.128	2:36.841
40	50.012	2:48.724
10	52.829	2:54.255
55	58.615	2:51.068
67	1:01.432	2:55.549
136	1:03.402	2:50.866
45	1:05.316	2:53.720
167	1:12.378	2:55.750

LAP 4 @ 16:12:01.021

NO	BEHIND	LAP TIME
3		2:34.143
25	9.968	2:34.933
19	1 Lap	3:23.268
75	21.656	2:40.778
35	26.198	2:38.689
119	41.317	2:42.096
5	43.980	2:43.136
33	48.018	2:35.033
15	49.886	2:38.021
40	1:04.554	2:48.685
10	1:05.753	2:47.067
55	1:15.174	2:50.702
136	1:19.704	2:50.445
67	1:19.953	2:52.664
45	1:21.885	2:50.712
167	1:34.247	2:56.012

LAP 5 @ 16:14:34.910

NO	BEHIND	LAP TIME
3		2:33.889
75	31.880	2:44.113
35	37.626	2:45.317
33	49.355	2:35.226
119	51.518	2:44.090
15	54.836	2:38.839
5	55.211	2:45.120
19	1 Lap	3:23.713
10	1:16.995	2:45.131
40	1:18.841	2:48.176
55	1:34.127	2:52.842
136	1:34.252	2:48.437
67	1:34.607	2:48.543
45	1:37.043	2:49.047
167	1:56.777	2:56.419

Weather / Track : Cloudy / Wet

Snetterton 300
Circuit Length = 2.9689 miles
Start: 16:01 Flag 16:14 End: 16:16

Results can be found at www.tsl-timing.com

Printed - 16:18 Saturday, 07 October 2017

BMCRC - MRO Championships 2017 - Rnd 10 @ Snetterton 300

RKB/BMCRC F1 & F2 Sidecars

RACE 9 - SECTOR ANALYSIS

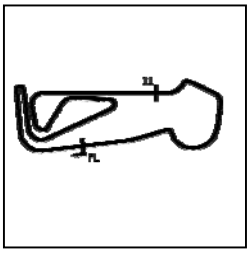

SECTOR 1 = FL to I1, SECTOR 2 = I1 to FL, DIFF = Difference To Personal Best Lap, P = Crossed Finish Line in Pit Lane, D = Time Disallowed

P1 3 F1 JAMES / TRITTON — Kawasaki LCR - Difuria Contractors

IDEAL LAP TIME : 2:33.587 BEST LAP TIME : 2:33.878 DIFFERENCE : 0.291

LAP	SECTOR 1	SECTOR 2	LAP TIME	MPH	DIFF	TIME OF DAY
1 -		51.440	2:40.251	66.69	6.373	16:04:17.664
2 -	1:43.875	51.461	2:35.336	68.80	1.458	16:06:53.000
3 -	***1:42.674***	51.204	***2:33.878*** **(1)**	***69.45***		***16:09:26.878***
4 -	1:43.230	***50.913***	2:34.143 **(3)**	69.33	0.265	16:12:01.021
5 -	1:42.802	51.087	2:33.889 **(2)**	69.45	0.011	16:14:34.910

P2 75 F1 CLARKE / CLARKE — Suzuki Windle - CYB fibreglass Technology

IDEAL LAP TIME : 2:37.901 BEST LAP TIME : 2:37.901 DIFFERENCE : 0.000

LAP	SECTOR 1	SECTOR 2	LAP TIME	MPH	DIFF	TIME OF DAY
1 -		53.505	2:47.196	63.92	9.295	16:04:24.609
2 -	***1:45.092***	***52.809***	***2:37.901*** **(1)**	***67.68***		***16:07:02.510***
3 -	1:46.425	52.964	2:39.389 **(2)**	67.05	1.488	16:09:41.899
4 -	1:46.162	54.616	2:40.778 **(3)**	66.47	2.877	16:12:22.677
5 -	1:48.906	55.207	2:44.113	65.12	6.212	16:15:06.790

P3 35 F2 REEVES / PAYNE — 600 DDM -

IDEAL LAP TIME : 2:38.689 BEST LAP TIME : 2:38.689 DIFFERENCE : 0.000

LAP	SECTOR 1	SECTOR 2	LAP TIME	MPH	DIFF	TIME OF DAY
1 -		54.309	2:50.075	62.84	11.386	16:04:27.488
2 -	1:46.852	53.914	2:40.766 **(3)**	66.48	2.077	16:07:08.254
3 -	1:46.469	53.807	2:40.276 **(2)**	66.68	1.587	16:09:48.530
4 -	***1:45.725***	***52.964***	***2:38.689*** **(1)**	***67.35***		***16:12:27.219***
5 -	1:50.735	54.582	2:45.317	64.65	6.628	16:15:12.536

P4 33 F2 HEGARTY / NEAVE — Honda Baker - Sean Hegarty Ltd

IDEAL LAP TIME : 2:33.973 BEST LAP TIME : 2:35.033 DIFFERENCE : 1.060

LAP	SECTOR 1	SECTOR 2	LAP TIME	MPH	DIFF	TIME OF DAY
1 -		51.626	3:22.442	52.79	47.409	16:04:59.855
2 -	1:44.686	52.624	2:37.310	67.94	2.277	16:07:37.165
3 -	1:44.775	52.066	2:36.841 **(3)**	68.14	1.808	16:10:14.006
4 -	1:43.583	***51.450***	***2:35.033*** **(1)**	***68.94***		***16:12:49.039***
5 -	***1:42.523***	52.703	2:35.226 **(2)**	68.85	0.193	16:15:24.265

P5 119 F1 GUY / BUCKLAND — Suzuki LCR -

IDEAL LAP TIME : 2:41.628 BEST LAP TIME : 2:42.096 DIFFERENCE : 0.468

LAP	SECTOR 1	SECTOR 2	LAP TIME	MPH	DIFF	TIME OF DAY
1 -		54.902	2:54.573	61.22	12.477	16:04:31.986
2 -	1:49.319	54.387	2:43.706 **(2)**	65.28	1.610	16:07:15.692
3 -	1:49.802	54.748	2:44.550	64.95	2.454	16:10:00.242
4 -	1:47.940	***54.156***	***2:42.096*** **(1)**	***65.93***		***16:12:42.338***
5 -	***1:47.472***	56.618	2:44.090 **(3)**	65.13	1.994	16:15:26.428

P6 15 F2 GIBSON / CHRISTIE — Suzuki Shelbourne - GDM Logistics

IDEAL LAP TIME : 2:36.478 BEST LAP TIME : 2:38.021 DIFFERENCE : 1.543

LAP	SECTOR 1	SECTOR 2	LAP TIME	MPH	DIFF	TIME OF DAY
1 -		54.977	3:14.120	55.05	36.099	16:04:51.533
2 -	1:48.396	53.436	2:41.832	66.04	3.811	16:07:33.365
3 -	1:46.394	***53.127***	2:39.521 **(3)**	67.00	1.500	16:10:12.886
4 -	1:44.890	53.131	***2:38.021*** **(1)**	***67.63***		***16:12:50.907***
5 -	***1:43.351***	55.488	2:38.839 **(2)**	67.28	0.818	16:15:29.746

P7 5 F2 TAYLOR / FIELD — LCR - Velocity V1

IDEAL LAP TIME : 2:43.136 BEST LAP TIME : 2:43.136 DIFFERENCE : 0.000

LAP	SECTOR 1	SECTOR 2	LAP TIME	MPH	DIFF	TIME OF DAY

Weather / Track : Cloudy / Wet

Snetterton 300
Circuit Length = 2.9689 miles
Start: 16:01 Flag 16:14 End: 16:16

BMCRC - MRO Championships 2017 - Rnd 10 @ Snetterton 300

RKB/BMCRC F1 & F2 Sidecars

RACE 9 - SECTOR ANALYSIS

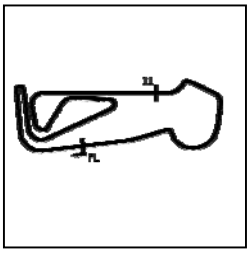

SECTOR 1 = FL to I1, SECTOR 2 = I1 to FL, DIFF = Difference To Personal Best Lap, P = Crossed Finish Line in Pit Lane, D = Time Disallowed

1 -		56.129	2:56.214		60.65	13.078	16:04:33.627
2 -	1:48.790	55.693	2:44.483	(3)	64.97	1.347	16:07:18.110
3 -	1:48.683	55.072	2:43.755	(2)	65.26	0.619	16:10:01.865
4 -	***1:48.144***	***54.992***	***2:43.136***	**(1)**	***65.51***		***16:12:45.001***
5 -	1:48.360	56.760	2:45.120		64.72	1.984	16:15:30.121

P8 10 F1 WEBB / HAYNES

Suzuki LCR - ANtech Racing

IDEAL LAP TIME : 2:45.131 BEST LAP TIME : 2:45.131 DIFFERENCE : 0.000

LAP	SECTOR 1	SECTOR 2	LAP TIME		MPH	DIFF	TIME OF DAY
1 -		56.390	3:00.627		59.17	15.496	16:04:38.040
2 -	1:50.778	56.634	2:47.412	(3)	63.84	2.281	16:07:25.452
3 -	1:57.945	56.310	2:54.255		61.33	9.124	16:10:19.707
4 -	1:50.850	56.217	2:47.067	(2)	63.97	1.936	16:13:06.774
5 -	***1:49.003***	***56.128***	***2:45.131***	**(1)**	***64.72***		***16:15:51.905***

P9 40 F2 SMITH / DOBIE

Yamaha Baker - Sheila Terry

IDEAL LAP TIME : 2:47.940 BEST LAP TIME : 2:48.176 DIFFERENCE : 0.236

LAP	SECTOR 1	SECTOR 2	LAP TIME		MPH	DIFF	TIME OF DAY
1 -		55.898	3:00.510		59.21	12.334	16:04:37.923
2 -	1:53.715	56.528	2:50.243		62.78	2.067	16:07:28.166
3 -	1:53.412	***55.312***	2:48.724	(3)	63.34	0.548	16:10:16.890
4 -	1:53.035	55.650	2:48.685	(2)	63.36	0.509	16:13:05.575
5 -	***1:52.628***	55.548	***2:48.176***	**(1)**	***63.55***		***16:15:53.751***

P10 55 F2 COLE / HART

Honda - Team Autocraft

IDEAL LAP TIME : 2:50.429 BEST LAP TIME : 2:50.702 DIFFERENCE : 0.273

LAP	SECTOR 1	SECTOR 2	LAP TIME		MPH	DIFF	TIME OF DAY
1 -		58.168	3:05.695		57.55	14.993	16:04:43.108
2 -	***1:53.608***	57.709	2:51.317	(3)	62.38	0.615	16:07:34.425
3 -	1:53.879	57.189	2:51.068	(2)	62.47	0.366	16:10:25.493
4 -	1:53.881	***56.821***	***2:50.702***	**(1)**	***62.61***		***16:13:16.195***
5 -	1:54.462	58.380	2:52.842		61.83	2.140	16:16:09.037

P11 136 F1 EDWARDS / EDWARDS

Suzuki BMR - ECONOMY HEATING SERVICES

IDEAL LAP TIME : 2:47.467 BEST LAP TIME : 2:48.437 DIFFERENCE : 0.970

LAP	SECTOR 1	SECTOR 2	LAP TIME		MPH	DIFF	TIME OF DAY
1 -		59.425	3:05.972		57.47	17.535	16:04:43.385
2 -	1:56.633	59.396	2:56.029		60.71	7.592	16:07:39.414
3 -	1:53.815	57.051	2:50.866	(3)	62.55	2.429	16:10:30.280
4 -	1:53.423	***57.022***	2:50.445	(2)	62.70	2.008	16:13:20.725
5 -	***1:50.445***	57.992	***2:48.437***	**(1)**	***63.45***		***16:16:09.162***

P12 67 F1 JEFFREY / CASWELL

Windle - MJP racing

IDEAL LAP TIME : 2:48.543 BEST LAP TIME : 2:48.543 DIFFERENCE : 0.000

LAP	SECTOR 1	SECTOR 2	LAP TIME		MPH	DIFF	TIME OF DAY
1 -		57.806	3:00.342		59.26	11.799	16:04:37.755
2 -	1:56.198	58.808	2:55.006	(3)	61.07	6.463	16:07:32.761
3 -	1:55.507	1:00.042	2:55.549		60.88	7.006	16:10:28.310
4 -	1:54.973	57.691	2:52.664	(2)	61.90	4.121	16:13:20.974
5 -	***1:50.875***	***57.668***	***2:48.543***	**(1)**	***63.41***		***16:16:09.517***

P13 45 F2 LAWSON / BYRNE

600 M R Equipe -

IDEAL LAP TIME : 2:49.047 BEST LAP TIME : 2:49.047 DIFFERENCE : 0.000

LAP	SECTOR 1	SECTOR 2	LAP TIME		MPH	DIFF	TIME OF DAY
1 -		57.818	3:07.402		57.03	18.355	16:04:44.815
2 -	1:56.687	56.972	2:53.659	(3)	61.54	4.612	16:07:38.474
3 -	1:53.712	1:00.008	2:53.720		61.52	4.673	16:10:32.194
4 -	1:54.161	56.551	2:50.712	(2)	62.60	1.665	16:13:22.906

Weather / Track : Cloudy / Wet

Snetterton 300
Circuit Length = 2.9689 miles
Start: 16:01 Flag 16:14 End: 16:16

BMCRC - MRO Championships 2017 - Rnd 10 @ Snetterton 300

RKB/BMCRC F1 & F2 Sidecars

RACE 9 - SECTOR ANALYSIS

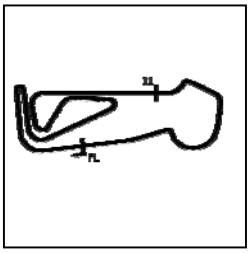

SECTOR 1 = FL to I1, SECTOR 2 = I1 to FL, DIFF = Difference To Personal Best Lap, P = Crossed Finish Line in Pit Lane, D = Time Disallowed

5 -	***1:53.383***	***55.664***	***2:49.047***	**(1)**	***63.22***	***16:16:11.953***

P14 167 F2 PETTMAN / CREW Yamaha Windle -

IDEAL LAP TIME : 2:55.542 BEST LAP TIME : 2:55.750 DIFFERENCE : 0.208

LAP	SECTOR 1	SECTOR 2	LAP TIME		MPH	DIFF	TIME OF DAY
1 -		58.689	3:08.934		56.57	13.184	16:04:46.347
2 -	1:57.477	59.682	2:57.159		60.33	1.409	16:07:43.506
3 -	1:57.137	***58.613***	***2:55.750***	**(1)**	***60.81***		***16:10:39.256***
4 -	1:57.346	58.666	2:56.012	**(2)**	60.72	0.262	16:13:35.268
5 -	***1:56.929***	59.490	2:56.419	**(3)**	60.58	0.669	16:16:31.687

P15 19 F1 MACBRIDE / THOMPSON Suzuki LCR - Nick Webb

IDEAL LAP TIME : 3:16.295 BEST LAP TIME : 3:20.257 DIFFERENCE : 3.962

LAP	SECTOR 1	SECTOR 2	LAP TIME		MPH	DIFF	TIME OF DAY
1 -		***1:04.043***	3:54.517		45.57	34.260	16:05:31.930
2 -	***2:12.252***	1:08.005	***3:20.257***	**(1)**	***53.37***		***16:08:52.187***
3 -	2:15.577	1:07.691	3:23.268	**(2)**	52.58	3.011	16:12:15.455
4 -	2:13.162	1:10.551	3:23.713	**(3)**	52.46	3.456	16:15:39.168

P16 25 F1 MACLAURIN / HOPE Yamaha R1 LCR - fileder filter systems

IDEAL LAP TIME : 2:33.230 BEST LAP TIME : 2:33.230 DIFFERENCE : 0.000

LAP	SECTOR 1	SECTOR 2	LAP TIME		MPH	DIFF	TIME OF DAY
1 -		53.582	2:47.457		63.82	14.227	16:04:24.870
2 -	1:45.234	52.722	2:37.956	**(3)**	67.66	4.726	16:07:02.826
3 -	***1:42.087***	***51.143***	***2:33.230***	**(1)**	***69.75***		***16:09:36.056***
4 -	1:43.461	51.472	2:34.933	**(2)**	68.98	1.703	16:12:10.989

P17 18 F2 BLACKWOOD / BLACKWOOD Suzuki Shelbourne -

IDEAL LAP TIME : BEST LAP TIME : DIFFERENCE :

LAP	SECTOR 1	SECTOR 2	LAP TIME	MPH	DIFF	TIME OF DAY
1 -		***54.967***	2:52.580	61.93		16:04:29.993

P18 58 F1 KIRK / SMITHIES Yamaha LCR -

IDEAL LAP TIME : BEST LAP TIME : DIFFERENCE :

LAP	SECTOR 1	SECTOR 2	LAP TIME	MPH	DIFF	TIME OF DAY
1 -		***55.144***	2:53.620	61.55		16:04:31.033

Weather / Track : Cloudy / Wet

Snetterton 300
Circuit Length = 2.9689 miles
Start: 16:01 Flag 16:14 End: 16:16

BMCRC - MRO Championships 2017 - Rnd 10 @ Snetterton 300

RKB/BMCRC F1 & F2 Sidecars

RACE 9 - BEST SECTORS

	SECTOR 1			SECTOR 2			IDEAL / BEST COMPARISON					
POS	NO	NAME	TIME	NO	NAME	TIME	POS	NO	NAME	IDEAL	BEST	DIFF
									PERFECT LAP	2:33.000		
1	25	MACLAURIN / HOPE	**1:42.087**	3	JAMES / TRITTON	**50.913**	1	25	MACLAURIN / HOPE	2:33.230	2:33.230	0.000
2	33	HEGARTY / NEAVE	**1:42.523**	25	MACLAURIN / HOPE	**51.143**	2	3	JAMES / TRITTON	2:33.587	2:33.878	0.291
3	3	JAMES / TRITTON	**1:42.674**	33	HEGARTY / NEAVE	**51.450**	3	33	HEGARTY / NEAVE	2:33.973	2:35.033	1.060
4	15	GIBSON / CHRISTIE	**1:43.351**	75	CLARKE / CLARKE	**52.809**	4	15	GIBSON / CHRISTIE	2:36.478	2:38.021	1.543
5	75	CLARKE / CLARKE	**1:45.092**	35	REEVES / PAYNE	**52.964**	5	75	CLARKE / CLARKE	2:37.901	2:37.901	0.000
6	35	REEVES / PAYNE	**1:45.725**	15	GIBSON / CHRISTIE	**53.127**	6	35	REEVES / PAYNE	2:38.689	2:38.689	0.000
7	119	GUY / BUCKLAND	**1:47.472**	119	GUY / BUCKLAND	**54.156**	7	119	GUY / BUCKLAND	2:41.628	2:42.096	0.468
8	5	TAYLOR / FIELD	**1:48.144**	18	BLACKWOOD / BLACKWOOD	**54.967**	8	5	TAYLOR / FIELD	2:43.136	2:43.136	0.000
9	10	WEBB / HAYNES	**1:49.003**	5	TAYLOR / FIELD	**54.992**	9	10	WEBB / HAYNES	2:45.131	2:45.131	0.000
10	136	EDWARDS / EDWARDS	**1:50.445**	58	KIRK / SMITHIES	**55.144**	10	136	EDWARDS / EDWAR	2:47.467	2:48.437	0.970
11	67	JEFFREY / CASWELL	**1:50.875**	40	SMITH / DOBIE	**55.312**	11	40	SMITH / DOBIE	2:47.940	2:48.176	0.236
12	40	SMITH / DOBIE	**1:52.628**	45	LAWSON / BYRNE	**55.664**	12	67	JEFFREY / CASWELL	2:48.543	2:48.543	0.000
13	45	LAWSON / BYRNE	**1:53.383**	10	WEBB / HAYNES	**56.128**	13	45	LAWSON / BYRNE	2:49.047	2:49.047	0.000
14	55	COLE / HART	**1:53.608**	55	COLE / HART	**56.821**	14	55	COLE / HART	2:50.429	2:50.702	0.273
15	167	PETTMAN / CREW	**1:56.929**	136	EDWARDS / EDWARDS	**57.022**	15	167	PETTMAN / CREW	2:55.542	2:55.750	0.208
16	19	MACBRIDE / THOMPSON	**2:12.252**	67	JEFFREY / CASWELL	**57.668**	16	19	MACBRIDE / THOMP	3:16.295	3:20.257	3.962
17				167	PETTMAN / CREW	**58.613**	17	18	BLACKWOOD / BLAC			
18				19	MACBRIDE / THOMPSON	**1:04.043**	18	58	KIRK / SMITHIES			
19												

Weather / Track : Cloudy / Wet

Snetterton 300
Circuit Length = 2.9689 miles
Start: 16:01 Flag 16:14 End: 16:16

Results can be found at www.tsl-timing.com

Printed - 16:18 Saturday, 07 October 2017

BMCRC - MRO Championships 2017 - Rnd 10 @ Snetterton 300

RKB/BMCRC F1 & F2 Sidecars

RACE 17 - GRID (5 Laps)

ROW 10	1				19	188	VANNIEUWENHUYSE / VANNIEUWENHUYSE
ROW 9			18	58	KIRK / SMITHIES	17	18 BLACKWOOD / BLACKWOOD
ROW 8	16	19 MACBRIDE / THOMPSON (3:20.257)				15	167 PETTMAN / CREW (2:55.750)
ROW 7			14	55	COLE / HART (2:50.702)	13	45 LAWSON / BYRNE (2:49.047)
ROW 6	12	67 JEFFREY / CASWELL (2:48.543)				11	136 EDWARDS / EDWARDS (2:48.437)
ROW 5			10	40	SMITH / DOBIE (2:48.176)	9	10 WEBB / HAYNES (2:45.131)
ROW 4	8	5 TAYLOR / FIELD (2:43.136)				7	119 GUY / BUCKLAND (2:42.096)
ROW 3			6	35	REEVES / PAYNE (2:38.689)	5	15 GIBSON / CHRISTIE (2:38.021)
ROW 2	4	75 CLARKE / CLARKE (2:37.901)				3	33 HEGARTY / NEAVE (2:35.033)
ROW 1			2	3	JAMES / TRITTON (2:33.878)	1	25 MACLAURIN / HOPE (2:33.230) Pole

Snetterton 300
Circuit Length = 2.9689 miles

These results are provisional until the conclusion of any judicial and technical matters.

Clerk Of Course :		Timekeeper :

Results can be found at www.tsl-timing.com

Printed - 16:21 Saturday, 07 October 2017

BMCRC - MRO Championships 2017 - Rnd 10 @ Snetterton 300

RKB/BMCRC F1 & F2 Sidecars

RACE 17 - CLASSIFICATION

POS	NO	CL	PIC	NAME	ENTRY	LAPS	TIME	GAP	DIFF	MPH	BEST	ON
1	**3**	F1	1	JAMES / TRITTON	Kawasaki LCR - Difuria Contractors	**5**	12:11.148			73.09	**2:22.279**	4
2	**33**	F2	1	HEGARTY / NEAVE	Honda Baker - Sean Hegarty Ltd	**5**	12:11.209	**0.061**	0.061	73.08	**2:24.048**	4
3	**35**	F2	2	REEVES / PAYNE	600 DDM -	**5**	12:31.573	**20.425**	20.364	71.10	**2:26.341**	4
4	**15**	F2	3	GIBSON / CHRISTIE	Suzuki Shelbourne - GDM Logistics	**5**	12:38.625	**27.477**	7.052	70.44	**2:26.810**	5
5	**75**	F1	2	CLARKE / CLARKE	Suzuki Windle - CYB fibreglass Technology	**5**	12:56.228	**45.080**	17.603	68.84	**2:33.108**	4
6	**119**	F1	3	GUY / BUCKLAND	Suzuki LCR -	**5**	12:57.902	**46.754**	1.674	68.69	**2:32.128**	5
7	**188**	F2	4	VANNIEUWENHUYSE / VANNIEUWENHI	Honda Shelbourne - Norton Owners club Flanders E	**5**	12:58.370	**47.222**	0.468	68.65	**2:29.277**	3
8	**18**	F2	5	BLACKWOOD / BLACKWOOD	Suzuki Shelbourne -	**5**	13:08.552	**57.404**	10.182	67.77	**2:33.449**	5
9	**58**	F1	4	KIRK / SMITHIES	Yamaha LCR -	**5**	13:12.850	**1:01.702**	4.298	67.40	**2:32.977**	4
10	**5**	F2	6	TAYLOR / FIELD	LCR - Velocity V1	**5**	13:22.490	**1:11.342**	9.640	66.59	**2:35.371**	5
11	**55**	F2	7	COLE / HART	Honda - Team Autocraft	**5**	13:23.947	**1:12.799**	1.457	66.47	**2:35.462**	5
12	**45**	F2	8	LAWSON / BYRNE	600 M R Equipe -	**5**	13:32.118	**1:20.970**	8.171	65.80	**2:36.062**	5
13	**67**	F1	5	JEFFREY / CASWELL	Windle - MJP racing	**5**	13:52.717	**1:41.569**	20.599	64.17	**2:41.890**	5
14	**40**	F2	9	SMITH / DOBIE	Yamaha Baker - Sheila Terry	**5**	13:53.643	**1:42.495**	0.926	64.10	**2:40.814**	5
15	**167 ***	F2	10	PETTMAN / CREW	Yamaha Windle -	**5**	13:55.823	**1:44.675**	2.180	63.93	**2:41.949**	5
16	**19**	F1	6	MACBRIDE / THOMPSON	Suzuki LCR - Nick Webb	**4**	12:34.806	**1 Lap**	1 Lap	56.64	**3:05.544**	2
					NOT CLASSIFIED							
DNF	**136**	F1		EDWARDS / EDWARDS	Suzuki BMR - ECONOMY HEATING SERVICES	**1**	3:04.995	**4 Laps**	3 Laps	57.77		
					FASTEST LAP							
	3	F1		JAMES / TRITTON	Kawasaki LCR - Difuria Contractors	**4**	2:22.279	75.12 mph		120.89 kph		
	33	F2		HEGARTY / NEAVE	Honda Baker - Sean Hegarty Ltd	**4**	2:24.048	74.19 mph		119.41 kph		

No 67 - Transponder not working

Class F1 - 90% of Race Speed = 65.78 mph
Class F2 - 90% of Race Speed = 65.77 mph

Snetterton 300
Circuit Length = 2.9689 miles
Start: 10:21 Flag 10:33 End: 10:35

Weather / Track : Bright / Drying
These results are provisional until the conclusion of any judicial and technical matters.

Clerk Of Course :		Timekeeper :

Results can be found at www.tsl-timing.com

Printed - 10:36 Sunday, 08 October 2017

BMCRC - MRO Championships 2017 - Rnd 10 @ Snetterton 300

RKB/BMCRC F1 & F2 Sidecars

RACE 17 - LAP CHART

LAP 1 @ 10:24:00.248

NO	BEHIND	LAP TIME
33		2:32.333
3	2.422	2:34.755
75	7.026	2:39.359
35	7.325	2:39.658
15	8.259	2:40.592
188	9.115	2:41.448
5	11.790	2:44.123
119	12.536	2:44.869
18	15.170	2:47.503
55	17.366	2:49.699
58	18.368	2:50.701
40	25.568	2:57.901
45	26.145	2:58.478
67	27.866	3:00.199
167	28.245	3:00.578
136	32.662	3:04.995
19	37.017	3:09.350

LAP 2 @ 10:26:26.159

NO	BEHIND	LAP TIME
33		2:25.911
3	1.719	2:25.208
35	11.986	2:30.572
188	13.610	2:30.406
75	14.320	2:33.205
15	14.846	2:32.498
119	21.845	2:35.220
18	25.746	2:36.487
58	31.849	2:39.392
55	32.887	2:41.432
5	37.459	2:51.580
45	44.088	2:43.854
40	44.867	2:45.210
67	47.189	2:45.234
167	47.943	2:45.609
19	1:16.650	3:05.544

LAP 3 @ 10:28:50.918

NO	BEHIND	LAP TIME
33		2:24.759
3	0.596	2:23.636
35	14.936	2:27.709
188	18.128	2:29.277
15	20.253	2:30.166
75	23.265	2:33.704
119	30.125	2:33.039
18	37.547	2:36.560
58	43.499	2:36.409
55	48.037	2:39.909
5	48.571	2:35.871
45	56.488	2:37.159
40	1:04.925	2:44.817
67	1:05.910	2:43.480
167	1:06.436	2:43.252
19	2:01.564	3:09.673

LAP 4 @ 10:31:13.793

NO	BEHIND	LAP TIME
3		2:22.279
33	1.173	2:24.048
35	18.402	2:26.341
15	25.937	2:28.559
188	27.949	2:32.696
75	33.498	2:33.108
119	39.896	2:32.646
18	49.225	2:34.553
58	53.601	2:32.977
5	1:01.241	2:35.545
55	1:02.607	2:37.445
45	1:10.178	2:36.565
67	1:24.949	2:41.914
40	1:26.951	2:44.901
167	1:27.996	2:44.435

LAP 5 @ 10:33:39.063

NO	BEHIND	LAP TIME
3		2:25.270
33	0.061	2:24.158
35	20.425	2:27.293
19	1 Lap	3:10.239
15	27.477	2:26.810
75	45.080	2:36.852
119	46.754	2:32.128
188	47.222	2:44.543
18	57.404	2:33.449
58	1:01.702	2:33.371
5	1:11.342	2:35.371
55	1:12.799	2:35.462
45	1:20.970	2:36.062
67	1:41.569	2:41.890
40	1:42.495	2:40.814
167	1:44.675	2:41.949

Weather / Track : Bright / Drying

Snetterton 300
Circuit Length = 2.9689 miles
Start: 10:21 Flag 10:33 End: 10:35

Results can be found at www.tsl-timing.com

Printed - 10:38 Sunday, 08 October 2017

BMCRC - MRO Championships 2017 - Rnd 10 @ Snetterton 300

RKB/BMCRC F1 & F2 Sidecars

RACE 17 - SECTOR ANALYSIS

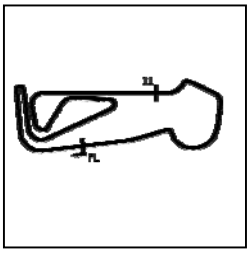

SECTOR 1 = FL to I1, SECTOR 2 = I1 to FL, DIFF = Difference To Personal Best Lap, P = Crossed Finish Line in Pit Lane, D = Time Disallowed

P1 3 F1 JAMES / TRITTON Kawasaki LCR - Difuria Contractors

IDEAL LAP TIME : 2:22.279 BEST LAP TIME : 2:22.279 DIFFERENCE : 0.000

LAP	SECTOR 1	SECTOR 2	LAP TIME		MPH	DIFF	TIME OF DAY
1 -		49.009	2:34.755		69.06	12.476	10:24:02.670
2 -	1:37.383	47.825	2:25.208	(3)	73.60	2.929	10:26:27.878
3 -	1:35.767	47.869	2:23.636	(2)	74.41	1.357	10:28:51.514
4 -	***1:34.513***	***47.766***	***2:22.279***	**(1)**	***75.12***		***10:31:13.793***
5 -	1:36.026	49.244	2:25.270		73.57	2.991	10:33:39.063

P2 33 F2 HEGARTY / NEAVE Honda Baker - Sean Hegarty Ltd

IDEAL LAP TIME : 2:23.964 BEST LAP TIME : 2:24.048 DIFFERENCE : 0.084

LAP	SECTOR 1	SECTOR 2	LAP TIME		MPH	DIFF	TIME OF DAY
1 -		48.882	2:32.333		70.16	8.285	10:24:00.248
2 -	1:36.994	48.917	2:25.911		73.25	1.863	10:26:26.159
3 -	1:36.240	***48.519***	2:24.759	(3)	73.83	0.711	10:28:50.918
4 -	***1:35.445***	48.603	***2:24.048***	**(1)**	***74.19***		***10:31:14.966***
5 -	1:35.622	48.536	2:24.158	(2)	74.14	0.110	10:33:39.124

P3 35 F2 REEVES / PAYNE 600 DDM -

IDEAL LAP TIME : 2:26.263 BEST LAP TIME : 2:26.341 DIFFERENCE : 0.078

LAP	SECTOR 1	SECTOR 2	LAP TIME		MPH	DIFF	TIME OF DAY
1 -		50.918	2:39.658		66.94	13.317	10:24:07.573
2 -	1:40.438	50.134	2:30.572		70.98	4.231	10:26:38.145
3 -	1:37.844	49.865	2:27.709	(3)	72.35	1.368	10:29:05.854
4 -	1:37.235	***49.106***	***2:26.341***	**(1)**	***73.03***		***10:31:32.195***
5 -	***1:37.157***	50.136	2:27.293	(2)	72.56	0.952	10:33:59.488

P4 15 F2 GIBSON / CHRISTIE Suzuki Shelbourne - GDM Logistics

IDEAL LAP TIME : 2:26.810 BEST LAP TIME : 2:26.810 DIFFERENCE : 0.000

LAP	SECTOR 1	SECTOR 2	LAP TIME		MPH	DIFF	TIME OF DAY
1 -		51.543	2:40.592		66.55	13.782	10:24:08.507
2 -	1:41.009	51.489	2:32.498		70.08	5.688	10:26:41.005
3 -	1:39.940	50.226	2:30.166	(3)	71.17	3.356	10:29:11.171
4 -	1:38.525	50.034	2:28.559	(2)	71.94	1.749	10:31:39.730
5 -	***1:37.435***	***49.375***	***2:26.810***	**(1)**	***72.80***		***10:34:06.540***

P5 75 F1 CLARKE / CLARKE Suzuki Windle - CYB fibreglass Technology

IDEAL LAP TIME : 2:32.348 BEST LAP TIME : 2:33.108 DIFFERENCE : 0.760

LAP	SECTOR 1	SECTOR 2	LAP TIME		MPH	DIFF	TIME OF DAY
1 -		51.092	2:39.359		67.06	6.251	10:24:07.274
2 -	***1:41.446***	51.759	2:33.205	(2)	69.76	0.097	10:26:40.479
3 -	1:41.929	51.775	2:33.704	(3)	69.53	0.596	10:29:14.183
4 -	1:42.206	***50.902***	***2:33.108***	**(1)**	***69.80***		***10:31:47.291***
5 -	1:43.264	53.588	2:36.852		68.14	3.744	10:34:24.143

P6 119 F1 GUY / BUCKLAND Suzuki LCR -

IDEAL LAP TIME : 2:31.958 BEST LAP TIME : 2:32.128 DIFFERENCE : 0.170

LAP	SECTOR 1	SECTOR 2	LAP TIME		MPH	DIFF	TIME OF DAY
1 -		52.140	2:44.869		64.82	12.741	10:24:12.784
2 -	1:43.238	51.982	2:35.220		68.85	3.092	10:26:48.004
3 -	1:41.410	51.629	2:33.039	(3)	69.83	0.911	10:29:21.043
4 -	1:41.134	***51.512***	2:32.646	(2)	70.01	0.518	10:31:53.689
5 -	***1:40.446***	51.682	***2:32.128***	**(1)**	***70.25***		***10:34:25.817***

P7 188 F2 VANNIEUWENHUYSE / VANNIEUWENHU' Honda Shelbourne - Norton Owners club Flanders Branch

IDEAL LAP TIME : 2:27.866 BEST LAP TIME : 2:29.277 DIFFERENCE : 1.411

LAP	SECTOR 1	SECTOR 2	LAP TIME	MPH	DIFF	TIME OF DAY

Weather / Track : Bright / Drying

Snetterton 300
Circuit Length = 2.9689 miles
Start: 10:21 Flag 10:33 End: 10:35

BMCRC - MRO Championships 2017 - Rnd 10 @ Snetterton 300

RKB/BMCRC F1 & F2 Sidecars

RACE 17 - SECTOR ANALYSIS

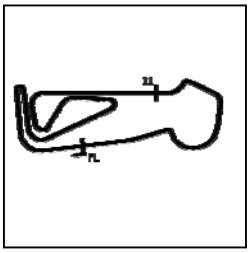

SECTOR 1 = FL to I1, SECTOR 2 = I1 to FL, DIFF = Difference To Personal Best Lap, P = Crossed Finish Line in Pit Lane, D = Time Disallowed

1 -		***50.043***	2:41.448	66.20	12.171	10:24:09.363
2 -	1:40.311	50.095	2:30.406 **(2)**	71.06	1.129	10:26:39.769
3 -	1:39.162	50.115	***2:29.277*** **(1)**	***71.59***		***10:29:09.046***
4 -	***1:37.823***	54.873	2:32.696 **(3)**	69.99	3.419	10:31:41.742
5 -	1:49.034	55.509	2:44.543	64.95	15.266	10:34:26.285

P8 18 F2 BLACKWOOD / BLACKWOOD — Suzuki Shelbourne -

IDEAL LAP TIME : 2:33.347 BEST LAP TIME : 2:33.449 DIFFERENCE : 0.102

LAP	SECTOR 1	SECTOR 2	LAP TIME	MPH	DIFF	TIME OF DAY
1 -		52.161	2:47.503	63.80	14.054	10:24:15.418
2 -	1:44.413	52.074	2:36.487 **(3)**	68.30	3.038	10:26:51.905
3 -	1:44.308	52.252	2:36.560	68.26	3.111	10:29:28.465
4 -	1:43.350	***51.203***	2:34.553 **(2)**	69.15	1.104	10:32:03.018
5 -	***1:42.144***	51.305	***2:33.449*** **(1)**	***69.65***		***10:34:36.467***

P9 58 F1 KIRK / SMITHIES — Yamaha LCR -

IDEAL LAP TIME : 2:32.088 BEST LAP TIME : 2:32.977 DIFFERENCE : 0.889

LAP	SECTOR 1	SECTOR 2	LAP TIME	MPH	DIFF	TIME OF DAY
1 -		52.759	2:50.701	62.61	17.724	10:24:18.616
2 -	1:46.243	53.149	2:39.392	67.05	6.415	10:26:58.008
3 -	1:43.664	52.745	2:36.409 **(3)**	68.33	3.432	10:29:34.417
4 -	1:41.801	***51.176***	***2:32.977*** **(1)**	***69.86***		***10:32:07.394***
5 -	***1:40.912***	52.459	2:33.371 **(2)**	69.68	0.394	10:34:40.765

P10 5 F2 TAYLOR / FIELD — LCR - Velocity V1

IDEAL LAP TIME : 2:34.747 BEST LAP TIME : 2:35.371 DIFFERENCE : 0.624

LAP	SECTOR 1	SECTOR 2	LAP TIME	MPH	DIFF	TIME OF DAY
1 -		52.798	2:44.123	65.12	8.752	10:24:12.038
2 -	1:57.710	53.870	2:51.580	62.29	16.209	10:27:03.618
3 -	1:42.547	53.324	2:35.871 **(3)**	68.57	0.500	10:29:39.489
4 -	1:42.990	***52.555***	2:35.545 **(2)**	68.71	0.174	10:32:15.034
5 -	***1:42.192***	53.179	***2:35.371*** **(1)**	***68.79***		***10:34:50.405***

P11 55 F2 COLE / HART — Honda - Team Autocraft

IDEAL LAP TIME : 2:35.462 BEST LAP TIME : 2:35.462 DIFFERENCE : 0.000

LAP	SECTOR 1	SECTOR 2	LAP TIME	MPH	DIFF	TIME OF DAY
1 -		54.114	2:49.699	62.98	14.237	10:24:17.614
2 -	1:47.178	54.254	2:41.432	66.20	5.970	10:26:59.046
3 -	1:46.328	53.581	2:39.909 **(3)**	66.83	4.447	10:29:38.955
4 -	1:43.814	53.631	2:37.445 **(2)**	67.88	1.983	10:32:16.400
5 -	***1:42.441***	***53.021***	***2:35.462*** **(1)**	***68.75***		***10:34:51.862***

P12 45 F2 LAWSON / BYRNE — 600 M R Equipe -

IDEAL LAP TIME : 2:36.062 BEST LAP TIME : 2:36.062 DIFFERENCE : 0.000

LAP	SECTOR 1	SECTOR 2	LAP TIME	MPH	DIFF	TIME OF DAY
1 -		54.720	2:58.478	59.88	22.416	10:24:26.393
2 -	1:49.575	54.279	2:43.854	65.22	7.792	10:27:10.247
3 -	1:44.191	52.968	2:37.159 **(3)**	68.00	1.097	10:29:47.406
4 -	1:44.323	52.242	2:36.565 **(2)**	68.26	0.503	10:32:23.971
5 -	***1:44.036***	***52.026***	***2:36.062*** **(1)**	***68.48***		***10:35:00.033***

P13 67 F1 JEFFREY / CASWELL — Windle - MJP racing

IDEAL LAP TIME : 2:40.975 BEST LAP TIME : 2:41.890 DIFFERENCE : 0.915

LAP	SECTOR 1	SECTOR 2	LAP TIME	MPH	DIFF	TIME OF DAY
1 -		57.118	3:00.199	59.31	18.309	10:24:28.114
2 -	1:49.569	55.665	2:45.234	64.68	3.344	10:27:13.348
3 -	1:48.275	55.205	2:43.480 **(3)**	65.37	1.590	10:29:56.828
4 -	1:48.267	***53.647***	2:41.914 **(2)**	66.01	0.024	10:32:38.742

Snetterton 300
Circuit Length = 2.9689 miles
Start: 10:21 Flag 10:33 End: 10:35

Weather / Track : Bright / Drying

BMCRC - MRO Championships 2017 - Rnd 10 @ Snetterton 300

RKB/BMCRC F1 & F2 Sidecars

RACE 17 - SECTOR ANALYSIS

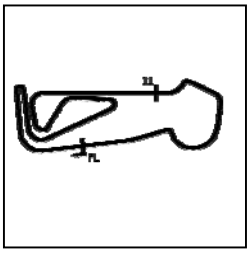

SECTOR 1 = FL to I1, SECTOR 2 = I1 to FL, DIFF = Difference To Personal Best Lap, P = Crossed Finish Line in Pit Lane, D = Time Disallowed

5 -	***1:47.328***	54.562	***2:41.890***	**(1)**	***66.02***	***10:35:20.632***

P14 40 F2 SMITH / DOBIE Yamaha Baker - Sheila Terry

IDEAL LAP TIME : 2:40.814 BEST LAP TIME : 2:40.814 DIFFERENCE : 0.000

LAP	SECTOR 1	SECTOR 2	LAP TIME		MPH	DIFF	TIME OF DAY
1 -		56.194	2:57.901		60.07	17.087	10:24:25.816
2 -	1:49.745	55.465	2:45.210		64.69	4.396	10:27:11.026
3 -	1:49.475	55.342	2:44.817	**(2)**	64.84	4.003	10:29:55.843
4 -	1:49.802	55.099	2:44.901	**(3)**	64.81	4.087	10:32:40.744
5 -	***1:46.989***	***53.825***	***2:40.814***	**(1)**	***66.46***		***10:35:21.558***

P15 167 F2 PETTMAN / CREW Yamaha Windle -

IDEAL LAP TIME : BEST LAP TIME : 2:41.949 DIFFERENCE :

LAP	SECTOR 1	SECTOR 2	LAP TIME		MPH	DIFF	TIME OF DAY
1 -			3:00.578		59.18	18.629	10:24:28.493
2 -			2:45.609		64.53	3.660	10:27:14.102
3 -			2:43.252	**(2)**	65.46	1.303	10:29:57.354
4 -			2:44.435	**(3)**	64.99	2.486	10:32:41.789
5 -			***2:41.949***	**(1)**	***65.99***		***10:35:23.738***

P16 19 F1 MACBRIDE / THOMPSON Suzuki LCR - Nick Webb

IDEAL LAP TIME : 3:04.391 BEST LAP TIME : 3:05.544 DIFFERENCE : 1.153

LAP	SECTOR 1	SECTOR 2	LAP TIME		MPH	DIFF	TIME OF DAY
1 -		***1:01.418***	3:09.350		56.44	3.806	10:24:37.265
2 -	***2:02.973***	1:02.571	***3:05.544***	**(1)**	***57.60***		***10:27:42.809***
3 -	2:05.009	1:04.664	3:09.673	**(2)**	56.35	4.129	10:30:52.482
4 -	2:06.842	1:03.397	3:10.239	**(3)**	56.18	4.695	10:34:02.721

P17 136 F1 EDWARDS / EDWARDS Suzuki BMR - ECONOMY HEATING SERVICES

IDEAL LAP TIME : BEST LAP TIME : DIFFERENCE :

LAP	SECTOR 1	SECTOR 2	LAP TIME	MPH	DIFF	TIME OF DAY
1 -		***1:03.871***	3:04.995	57.77		10:24:32.910

Weather / Track : Bright / Drying

Snetterton 300
Circuit Length = 2.9689 miles
Start: 10:21 Flag 10:33 End: 10:35

BMCRC - MRO Championships 2017 - Rnd 10 @ Snetterton 300

RKB/BMCRC F1 & F2 Sidecars

RACE 17 - BEST SECTORS

SECTOR 1

POS	NO	NAME	TIME
1	3	JAMES / TRITTON	**1:34.513**
2	33	HEGARTY / NEAVE	**1:35.445**
3	35	REEVES / PAYNE	**1:37.157**
4	15	GIBSON / CHRISTIE	**1:37.435**
5	188	VANNIEUWENHUYSE / VANNI	**1:37.823**
6	119	GUY / BUCKLAND	**1:40.446**
7	58	KIRK / SMITHIES	**1:40.912**
8	75	CLARKE / CLARKE	**1:41.446**
9	18	BLACKWOOD / BLACKWOOD	**1:42.144**
10	5	TAYLOR / FIELD	**1:42.192**
11	55	COLE / HART	**1:42.441**
12	45	LAWSON / BYRNE	**1:44.036**
13	40	SMITH / DOBIE	**1:46.989**
14	67	JEFFREY / CASWELL	**1:47.328**
15	19	MACBRIDE / THOMPSON	**2:02.973**
16			
17			

SECTOR 2

NO	NAME	TIME
3	JAMES / TRITTON	**47.766**
33	HEGARTY / NEAVE	**48.519**
35	REEVES / PAYNE	**49.106**
15	GIBSON / CHRISTIE	**49.375**
188	VANNIEUWENHUYSE / VANNI	**50.043**
75	CLARKE / CLARKE	**50.902**
58	KIRK / SMITHIES	**51.176**
18	BLACKWOOD / BLACKWOOD	**51.203**
119	GUY / BUCKLAND	**51.512**
45	LAWSON / BYRNE	**52.026**
5	TAYLOR / FIELD	**52.555**
55	COLE / HART	**53.021**
67	JEFFREY / CASWELL	**53.647**
40	SMITH / DOBIE	**53.825**
19	MACBRIDE / THOMPSON	**1:01.418**
136	EDWARDS / EDWARDS	**1:03.871**

IDEAL / BEST COMPARISON

			IDEAL	BEST	DIFF
		PERFECT LAP	2:22.279		
1	3	JAMES / TRITTON	2:22.279	2:22.279	0.000
2	33	HEGARTY / NEAVE	2:23.964	2:24.048	0.084
3	35	REEVES / PAYNE	2:26.263	2:26.341	0.078
4	15	GIBSON / CHRISTIE	2:26.810	2:26.810	0.000
5	188	VANNIEUWENHUYSI	2:27.866	2:29.277	1.411
6	119	GUY / BUCKLAND	2:31.958	2:32.128	0.170
7	58	KIRK / SMITHIES	2:32.088	2:32.977	0.889
8	75	CLARKE / CLARKE	2:32.348	2:33.108	0.760
9	18	BLACKWOOD / BLAC	2:33.347	2:33.449	0.102
10	5	TAYLOR / FIELD	2:34.747	2:35.371	0.624
11	55	COLE / HART	2:35.462	2:35.462	0.000
12	45	LAWSON / BYRNE	2:36.062	2:36.062	0.000
13	40	SMITH / DOBIE	2:40.814	2:40.814	0.000
14	67	JEFFREY / CASWELL	2:40.975	2:41.890	0.915
15	19	MACBRIDE / THOMP	3:04.391	3:05.544	1.153
16	167	PETTMAN / CREW		2:41.949	
17	136	EDWARDS / EDWAR			

Weather / Track : Bright / Drying

Snetterton 300
Circuit Length = 2.9689 miles
Start: 10:21 Flag 10:33 End: 10:35

Results can be found at www.tsl-timing.com

Printed - 10:37 Sunday, 08 October 2017

BMCRC - MRO Championships 2017 - Rnd 10 @ Snetterton 300

RKB/BMCRC F1 & F2 Sidecars

RACE 9 - GRID (7 Laps)

ROW 10	1			19	10	WEBB / HAYNES	
ROW 9	18	25	MACLAURIN / HOPE	17	136	EDWARDS / EDWARDS	
ROW 8	16	19	MACBRIDE / THOMPSON (3:05.544)	15	167	PETTMAN / CREW (2:41.949)	
ROW 7	14	67	JEFFREY / CASWELL (2:41.890)	13	40	SMITH / DOBIE (2:40.814)	
ROW 6	12	45	LAWSON / BYRNE (2:36.062)	11	55	COLE / HART (2:35.462)	
ROW 5	10	5	TAYLOR / FIELD (2:35.371)	9	18	BLACKWOOD / BLACKWOOD (2:33.449)	
ROW 4	8	75	CLARKE / CLARKE (2:33.108)	7	58	KIRK / SMITHIES (2:32.977)	
ROW 3	6	119	GUY / BUCKLAND (2:32.128)	5	188	VANNIEUWENHUYSE / VANNIEUWENHUYSE (2:29.277)	
ROW 2	4	15	GIBSON / CHRISTIE (2:26.810)	3	35	REEVES / PAYNE (2:26.341)	
ROW 1	2	33	HEGARTY / NEAVE (2:24.048)	1	3	JAMES / TRITTON (2:22.279)	Pole

Snetterton 300
Circuit Length = 2.9689 miles

These results are provisional until the conclusion of any judicial and technical matters.

Clerk Of Course :		Timekeeper :

Results can be found at www.tsl-timing.com

Printed - 10:40 Sunday, 08 October 2017

BMCRC - MRO Championships 2017 - Rnd 10 @ Snetterton 300

RKB/BMCRC F1 & F2 Sidecars

RACE 9 - CLASSIFICATION

POS	NO	CL	PIC	NAME	ENTRY	LAPS	TIME	GAP	DIFF	MPH	BEST	ON
1	**3**	F1	1	JAMES / TRITTON	Kawasaki LCR - Difuria Contractors	**7**	14:20.414			86.95	**1:59.369**	4
2	**33**	F2	1	HEGARTY / NEAVE	Honda Baker - Sean Hegarty Ltd	**7**	15:02.099	**41.685**	41.685	82.93	**2:07.805**	5
3	**58**	F1	2	KIRK / SMITHIES	Yamaha LCR -	**7**	15:17.055	**56.641**	14.956	81.58	**2:08.731**	5
4	**119**	F1	3	GUY / BUCKLAND	Suzuki LCR -	**7**	15:27.931	**1:07.517**	10.876	80.62	**2:08.658**	7
5	**188**	F2	2	VANNIEUWENHUYSE / VANNIEUWENHI	Honda Shelbourne - Norton Owners club Flanders E	**7**	15:28.297	**1:07.883**	0.366	80.59	**2:10.197**	2
6	**75**	F1	4	CLARKE / CLARKE	Suzuki Windle - CYB fibreglass Technology	**7**	15:38.660	**1:18.246**	10.363	79.70	**2:12.586**	6
7	**15**	F2	3	GIBSON / CHRISTIE	Suzuki Shelbourne - GDM Logistics	**7**	15:45.720	**1:25.306**	7.060	79.11	**2:12.220**	6
8	**18**	F2	4	BLACKWOOD / BLACKWOOD	Suzuki Shelbourne -	**7**	16:23.299	**2:02.885**	37.579	76.08	**2:18.273**	5
9	**55**	F2	5	COLE / HART	Honda - Team Autocraft	**7**	16:31.953	**2:11.539**	8.654	75.42	**2:17.788**	5
10	**5**	F2	6	TAYLOR / FIELD	LCR - Velocity V1	**7**	16:37.824	**2:17.410**	5.871	74.97	**2:19.835**	6
11	**40**	F2	7	SMITH / DOBIE	Yamaha Baker - Sheila Terry	**6**	14:41.673	**1 Lap**	1 Lap	72.73	**2:24.524**	2
12	**67**	F1	5	JEFFREY / CASWELL	Windle - MJP racing	**6**	14:44.785	**1 Lap**	3.112	72.47	**2:23.480**	6
13	**19**	F1	6	MACBRIDE / THOMPSON	Suzuki LCR - Nick Webb	**6**	15:48.398	**1 Lap**	1:03.613	67.61	**2:35.680**	2
					NOT CLASSIFIED							
DNF	**45**	F2		LAWSON / BYRNE	600 M R Equipe -	**4**	9:32.269	**3 Laps**	2 Laps	74.70	**2:19.655**	2
DNF	**167**	F2		PETTMAN / CREW	Yamaha Windle -	**3**	7:45.726	**4 Laps**	1 Lap	68.84	**2:31.449**	2
					FASTEST LAP							
	3	F1		JAMES / TRITTON	Kawasaki LCR - Difuria Contractors	**4**	1:59.369		89.53 mph		144.09 kph	
	33	F2		HEGARTY / NEAVE	Honda Baker - Sean Hegarty Ltd	**5**	2:07.805		83.62 mph		134.58 kph	

Class F1 - 90% of Race Speed = 78.25 mph
Class F2 - 90% of Race Speed = 74.63 mph

Snetterton 300
Circuit Length = 2.9689 miles
Start: 14:34 Flag 14:48 End: 14:50

Weather / Track : Bright / Dry
These results are provisional until the conclusion of any judicial and technical matters.

Clerk Of Course :		Timekeeper :

Results can be found at www.tsl-timing.com

Printed - 14:51 Sunday, 08 October 2017

BMCRC - MRO Championships 2017 - Rnd 10 @ Snetterton 300

RKB/BMCRC F1 & F2 Sidecars

RACE 9 - LAP CHART

LAP 1 @ 14:36:13.830

NO	BEHIND	LAP TIME
3		2:06.274
33	7.917	2:14.191
75	10.829	2:17.103
188	11.883	2:18.157
58	14.197	2:20.471
15	15.492	2:21.766
119	16.142	2:22.416
18	23.169	2:29.443
45	23.255	2:29.529
5	24.297	2:30.571
55	27.516	2:33.790
40	28.045	2:34.319
67	28.171	2:34.445
167	35.622	2:41.896
19	35.817	2:42.091

LAP 2 @ 14:38:13.758

NO	BEHIND	LAP TIME
3		1:59.928
33	16.202	2:08.213
188	22.152	2:10.197
75	24.036	2:13.135
58	24.458	2:10.189
119	30.267	2:14.053
15	32.109	2:16.545
18	42.769	2:19.528
45	42.982	2:19.655
5	46.038	2:21.669
55	49.613	2:22.025
40	52.641	2:24.524
67	57.256	2:29.013
167	1:07.143	2:31.449
19	1:11.569	2:35.680

LAP 3 @ 14:40:13.956

NO	BEHIND	LAP TIME
3		2:00.198
33	23.881	2:07.877
188	32.887	2:10.933
58	33.672	2:09.412
75	38.291	2:14.453
119	42.007	2:11.938
15	46.650	2:14.739
18	1:02.052	2:19.481
45	1:03.479	2:20.695
5	1:07.506	2:21.666
55	1:09.667	2:20.252
40	1:18.664	2:26.221
67	1:23.928	2:26.870
167	1:39.326	2:32.381
19	1:48.706	2:37.335

LAP 4 @ 14:42:13.325

NO	BEHIND	LAP TIME
3		1:59.369
33	32.569	2:08.057
58	44.109	2:09.806
188	46.166	2:12.648
75	51.882	2:12.960
119	53.122	2:10.484
15	1:01.620	2:14.339
18	1:21.592	2:18.909
45	1:26.500	2:22.390
5	1:30.838	2:22.701
55	1:31.229	2:20.931
40	1:44.116	2:24.821
67	1:48.904	2:24.345

LAP 5 @ 14:44:13.169

NO	BEHIND	LAP TIME
3		1:59.844
19	1 Lap	2:38.254
33	40.530	2:07.805
58	52.996	2:08.731
188	59.472	2:13.150
119	1:03.187	2:09.909
75	1:07.632	2:15.594
15	1:14.622	2:12.846
18	1:40.021	2:18.273
55	1:49.173	2:17.788
5	1:51.799	2:20.805

LAP 6 @ 14:46:16.022

NO	BEHIND	LAP TIME
3		2:02.853
40	1 Lap	2:26.045
67	1 Lap	2:26.632
33	45.730	2:08.053
58	59.391	2:09.248
19	1 Lap	2:37.397
188	1:07.857	2:11.238
119	1:10.807	2:10.473
75	1:17.365	2:12.586
15	1:23.989	2:12.220
18	1:55.942	2:18.774
55	2:05.616	2:19.296
5	2:08.781	2:19.835

LAP 7 @ 14:48:27.970

NO	BEHIND	LAP TIME
3		2:11.948
40	1 Lap	2:25.743
67	1 Lap	2:23.480
33	41.685	2:07.903
58	56.641	2:09.198
119	1:07.517	2:08.658
188	1:07.883	2:11.974
75	1:18.246	2:12.829
15	1:25.306	2:13.265
19	1 Lap	2:37.641
18	2:02.885	2:18.891
55	2:11.539	2:17.871
5	2:17.410	2:20.577

Weather / Track : Bright / Dry

Snetterton 300
Circuit Length = 2.9689 miles
Start: 14:34 Flag 14:48 End: 14:50

Results can be found at www.tsl-timing.com

Printed - 14:52 Sunday, 08 October 2017

BMCRC - MRO Championships 2017 - Rnd 10 @ Snetterton 300

RKB/BMCRC F1 & F2 Sidecars

RACE 9 - SECTOR ANALYSIS

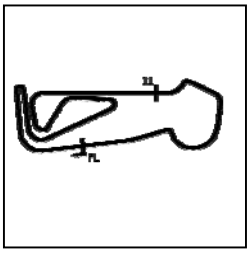

SECTOR 1 = FL to I1, SECTOR 2 = I1 to FL, DIFF = Difference To Personal Best Lap, P = Crossed Finish Line in Pit Lane, D = Time Disallowed

P1 3 F1 JAMES / TRITTON Kawasaki LCR - Difuria Contractors

IDEAL LAP TIME : 1:59.296 BEST LAP TIME : 1:59.369 DIFFERENCE : 0.073

LAP	SECTOR 1	SECTOR 2	LAP TIME	MPH	DIFF	TIME OF DAY
1 -		39.813	2:06.274	84.64	6.905	14:36:13.830
2 -	1:20.386	39.542	1:59.928 (3)	89.12	0.559	14:38:13.758
3 -	1:20.562	39.636	2:00.198	88.92	0.829	14:40:13.956
4 -	***1:19.880***	39.489	***1:59.369 (1)***	***89.53***		***14:42:13.325***
5 -	1:20.428	***39.416***	1:59.844 (2)	89.18	0.475	14:44:13.169
6 -	1:22.432	40.421	2:02.853	86.99	3.484	14:46:16.022
7 -	1:20.719	51.229	2:11.948	81.00	12.579	14:48:27.970

P2 33 F2 HEGARTY / NEAVE Honda Baker - Sean Hegarty Ltd

IDEAL LAP TIME : 2:07.491 BEST LAP TIME : 2:07.805 DIFFERENCE : 0.314

LAP	SECTOR 1	SECTOR 2	LAP TIME	MPH	DIFF	TIME OF DAY
1 -		42.404	2:14.191	79.64	6.386	14:36:21.747
2 -	1:25.991	42.222	2:08.213	83.36	0.408	14:38:29.960
3 -	***1:25.690***	42.187	2:07.877 (2)	83.58	0.072	14:40:37.837
4 -	1:25.872	42.185	2:08.057	83.46	0.252	14:42:45.894
5 -	1:25.947	41.858	***2:07.805 (1)***	***83.62***		***14:44:53.699***
6 -	1:26.252	***41.801***	2:08.053	83.46	0.248	14:47:01.752
7 -	1:25.848	42.055	2:07.903 (3)	83.56	0.098	14:49:09.655

P3 58 F1 KIRK / SMITHIES Yamaha LCR -

IDEAL LAP TIME : 2:08.339 BEST LAP TIME : 2:08.731 DIFFERENCE : 0.392

LAP	SECTOR 1	SECTOR 2	LAP TIME	MPH	DIFF	TIME OF DAY
1 -		44.214	2:20.471	76.08	11.740	14:36:28.027
2 -	1:26.723	43.466	2:10.189	82.09	1.458	14:38:38.216
3 -	1:26.881	***42.531***	2:09.412	82.58	0.681	14:40:47.628
4 -	1:26.720	43.086	2:09.806	82.33	1.075	14:42:57.434
5 -	***1:25.808***	42.923	***2:08.731 (1)***	***83.02***		***14:45:06.165***
6 -	1:26.011	43.237	2:09.248 (3)	82.69	0.517	14:47:15.413
7 -	1:26.194	43.004	2:09.198 (2)	82.72	0.467	14:49:24.611

P4 119 F1 GUY / BUCKLAND Suzuki LCR -

IDEAL LAP TIME : 2:08.658 BEST LAP TIME : 2:08.658 DIFFERENCE : 0.000

LAP	SECTOR 1	SECTOR 2	LAP TIME	MPH	DIFF	TIME OF DAY
1 -		44.471	2:22.416	75.04	13.758	14:36:29.972
2 -	1:30.453	43.600	2:14.053	79.73	5.395	14:38:44.025
3 -	1:27.634	44.304	2:11.938	81.00	3.280	14:40:55.963
4 -	1:26.769	43.715	2:10.484	81.91	1.826	14:43:06.447
5 -	1:26.509	43.400	2:09.909 (2)	82.27	1.251	14:45:16.356
6 -	1:27.157	43.316	2:10.473 (3)	81.91	1.815	14:47:26.829
7 -	***1:25.779***	***42.879***	***2:08.658 (1)***	***83.07***		***14:49:35.487***

P5 188 F2 VANNIEUWENHUYSE / VANNIEUWENHU' Honda Shelbourne - Norton Owners club Flanders Branch

IDEAL LAP TIME : 2:10.067 BEST LAP TIME : 2:10.197 DIFFERENCE : 0.130

LAP	SECTOR 1	SECTOR 2	LAP TIME	MPH	DIFF	TIME OF DAY
1 -		***43.106***	2:18.157	77.36	7.960	14:36:25.713
2 -	***1:26.961***	43.236	***2:10.197 (1)***	***82.09***		***14:38:35.910***
3 -	1:27.566	43.367	2:10.933 (2)	81.63	0.736	14:40:46.843
4 -	1:28.439	44.209	2:12.648	80.57	2.451	14:42:59.491
5 -	1:29.068	44.082	2:13.150	80.27	2.953	14:45:12.641
6 -	1:27.740	43.498	2:11.238 (3)	81.44	1.041	14:47:23.879
7 -	1:28.477	43.497	2:11.974	80.98	1.777	14:49:35.853

P6 75 F1 CLARKE / CLARKE Suzuki Windle - CYB fibreglass Technology

IDEAL LAP TIME : 2:12.090 BEST LAP TIME : 2:12.586 DIFFERENCE : 0.496

LAP	SECTOR 1	SECTOR 2	LAP TIME	MPH	DIFF	TIME OF DAY

Weather / Track : Bright / Dry

Snetterton 300
Circuit Length = 2.9689 miles
Start: 14:34 Flag 14:48 End: 14:50

BMCRC - MRO Championships 2017 - Rnd 10 @ Snetterton 300

RKB/BMCRC F1 & F2 Sidecars

RACE 9 - SECTOR ANALYSIS

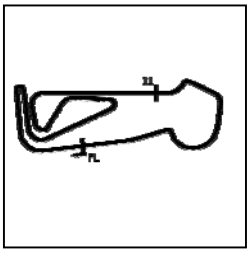

SECTOR 1 = FL to I1, SECTOR 2 = I1 to FL, DIFF = Difference To Personal Best Lap, P = Crossed Finish Line in Pit Lane, D = Time Disallowed

1 -		***43.689***	2:17.103		77.95	4.517	14:36:24.659
2 -	1:28.841	44.294	2:13.135		80.28	0.549	14:38:37.794
3 -	1:29.540	44.913	2:14.453		79.49	1.867	14:40:52.247
4 -	1:28.747	44.213	2:12.960	**(3)**	80.38	0.374	14:43:05.207
5 -	1:30.364	45.230	2:15.594		78.82	3.008	14:45:20.801
6 -	1:28.434	44.152	***2:12.586***	**(1)**	***80.61***		***14:47:33.387***
7 -	***1:28.401***	44.428	2:12.829	**(2)**	80.46	0.243	14:49:46.216

P7 15 F2 GIBSON / CHRISTIE

Suzuki Shelbourne - GDM Logistics

IDEAL LAP TIME : 2:11.821 BEST LAP TIME : 2:12.220 DIFFERENCE : 0.399

LAP	SECTOR 1	SECTOR 2	LAP TIME		MPH	DIFF	TIME OF DAY
1 -		46.108	2:21.766		75.39	9.546	14:36:29.322
2 -	1:31.188	45.357	2:16.545		78.27	4.325	14:38:45.867
3 -	1:29.748	44.991	2:14.739		79.32	2.519	14:41:00.606
4 -	1:29.654	44.685	2:14.339		79.56	2.119	14:43:14.945
5 -	1:28.979	43.867	2:12.846	**(2)**	80.45	0.626	14:45:27.791
6 -	1:28.425	***43.795***	***2:12.220***	**(1)**	***80.83***		***14:47:40.011***
7 -	***1:28.026***	45.239	2:13.265	**(3)**	80.20	1.045	14:49:53.276

P8 18 F2 BLACKWOOD / BLACKWOOD

Suzuki Shelbourne -

IDEAL LAP TIME : 2:17.974 BEST LAP TIME : 2:18.273 DIFFERENCE : 0.299

LAP	SECTOR 1	SECTOR 2	LAP TIME		MPH	DIFF	TIME OF DAY
1 -		47.735	2:29.443		71.51	11.170	14:36:36.999
2 -	1:33.313	46.215	2:19.528		76.60	1.255	14:38:56.527
3 -	1:32.924	46.557	2:19.481		76.62	1.208	14:41:16.008
4 -	1:32.663	46.246	2:18.909		76.94	0.636	14:43:34.917
5 -	***1:31.866***	46.407	***2:18.273***	**(1)**	***77.29***		***14:45:53.190***
6 -	1:32.666	***46.108***	2:18.774	**(2)**	77.01	0.501	14:48:11.964
7 -	1:32.437	46.454	2:18.891	**(3)**	76.95	0.618	14:50:30.855

P9 55 F2 COLE / HART

Honda - Team Autocraft

IDEAL LAP TIME : 2:17.387 BEST LAP TIME : 2:17.788 DIFFERENCE : 0.401

LAP	SECTOR 1	SECTOR 2	LAP TIME		MPH	DIFF	TIME OF DAY
1 -		48.041	2:33.790		69.49	16.002	14:36:41.346
2 -	1:34.078	47.947	2:22.025		75.25	4.237	14:39:03.371
3 -	1:32.854	47.398	2:20.252		76.20	2.464	14:41:23.623
4 -	1:32.538	48.393	2:20.931		75.83	3.143	14:43:44.554
5 -	***1:31.298***	46.490	***2:17.788***	**(1)**	***77.56***		***14:46:02.342***
6 -	1:31.701	47.595	2:19.296	**(3)**	76.72	1.508	14:48:21.638
7 -	1:31.782	***46.089***	2:17.871	**(2)**	77.52	0.083	14:50:39.509

P10 5 F2 TAYLOR / FIELD

LCR - Velocity V1

IDEAL LAP TIME : 2:19.104 BEST LAP TIME : 2:19.835 DIFFERENCE : 0.731

LAP	SECTOR 1	SECTOR 2	LAP TIME		MPH	DIFF	TIME OF DAY
1 -		49.142	2:30.571		70.98	10.736	14:36:38.127
2 -	1:33.486	48.183	2:21.669		75.44	1.834	14:38:59.796
3 -	1:33.383	48.283	2:21.666		75.44	1.831	14:41:21.462
4 -	1:33.653	49.048	2:22.701		74.89	2.866	14:43:44.163
5 -	1:33.845	***46.960***	2:20.805	**(3)**	75.90	0.970	14:46:04.968
6 -	1:32.238	47.597	***2:19.835***	**(1)**	***76.43***		***14:48:24.803***
7 -	***1:32.144***	48.433	2:20.577	**(2)**	76.03	0.742	14:50:45.380

P11 40 F2 SMITH / DOBIE

Yamaha Baker - Sheila Terry

IDEAL LAP TIME : 2:24.048 BEST LAP TIME : 2:24.524 DIFFERENCE : 0.476

LAP	SECTOR 1	SECTOR 2	LAP TIME		MPH	DIFF	TIME OF DAY
1 -		48.584	2:34.319		69.25	9.795	14:36:41.875
2 -	***1:36.186***	48.338	***2:24.524***	**(1)**	***73.95***		***14:39:06.399***
3 -	1:37.618	48.603	2:26.221		73.09	1.697	14:41:32.620
4 -	1:36.959	***47.862***	2:24.821	**(2)**	73.80	0.297	14:43:57.441

Weather / Track : Bright / Dry

Snetterton 300
Circuit Length = 2.9689 miles
Start: 14:34 Flag 14:48 End: 14:50

BMCRC - MRO Championships 2017 - Rnd 10 @ Snetterton 300

RKB/BMCRC F1 & F2 Sidecars

RACE 9 - SECTOR ANALYSIS

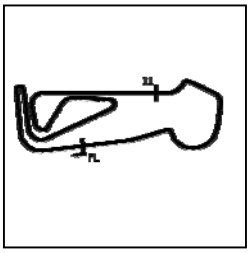

SECTOR 1 = FL to I1, SECTOR 2 = I1 to FL, DIFF = Difference To Personal Best Lap, P = Crossed Finish Line in Pit Lane, D = Time Disallowed

5 -	1:37.291	48.754	2:26.045	73.18	1.521	14:46:23.486
6 -	1:37.506	48.237	2:25.743 **(3)**	73.33	1.219	14:48:49.229

P12 67 F1 JEFFREY / CASWELL Windle - MJP racing

IDEAL LAP TIME : 2:23.480 BEST LAP TIME : 2:23.480 DIFFERENCE : 0.000

LAP	SECTOR 1	SECTOR 2	LAP TIME	MPH	DIFF	TIME OF DAY
1 -		49.514	2:34.445	69.20	10.965	14:36:42.001
2 -	1:39.328	49.685	2:29.013	71.72	5.533	14:39:11.014
3 -	1:38.089	48.781	2:26.870	72.77	3.390	14:41:37.884
4 -	1:36.329	48.016	2:24.345 **(2)**	74.04	0.865	14:44:02.229
5 -	1:37.673	48.959	2:26.632 **(3)**	72.89	3.152	14:46:28.861
6 -	***1:35.488***	***47.992***	***2:23.480*** **(1)**	***74.49***		***14:48:52.341***

P13 19 F1 MACBRIDE / THOMPSON Suzuki LCR - Nick Webb

IDEAL LAP TIME : 2:33.759 BEST LAP TIME : 2:35.680 DIFFERENCE : 1.921

LAP	SECTOR 1	SECTOR 2	LAP TIME	MPH	DIFF	TIME OF DAY
1 -		***51.528***	2:42.091	65.93	6.411	14:36:49.647
2 -	***1:42.231***	53.449	***2:35.680*** **(1)**	***68.65***		***14:39:25.327***
3 -	1:43.160	54.175	2:37.335 **(2)**	67.93	1.655	14:42:02.662
4 -	1:44.335	53.919	2:38.254	67.53	2.574	14:44:40.916
5 -	1:44.300	53.097	2:37.397 **(3)**	67.90	1.717	14:47:18.313
6 -	1:44.232	53.409	2:37.641	67.80	1.961	14:49:55.954

P14 45 F2 LAWSON / BYRNE 600 M R Equipe -

IDEAL LAP TIME : 2:18.917 BEST LAP TIME : 2:19.655 DIFFERENCE : 0.738

LAP	SECTOR 1	SECTOR 2	LAP TIME	MPH	DIFF	TIME OF DAY
1 -		***46.136***	2:29.529	71.47	9.874	14:36:37.085
2 -	***1:32.781***	46.874	***2:19.655*** **(1)**	***76.53***		***14:38:56.740***
3 -	1:33.969	46.726	2:20.695 **(2)**	75.96	1.040	14:41:17.435
4 -	1:34.966	47.424	2:22.390 **(3)**	75.06	2.735	14:43:39.825

P15 167 F2 PETTMAN / CREW Yamaha Windle -

IDEAL LAP TIME : 2:30.702 BEST LAP TIME : 2:31.449 DIFFERENCE : 0.747

LAP	SECTOR 1	SECTOR 2	LAP TIME	MPH	DIFF	TIME OF DAY
1 -		***49.882***	2:41.896	66.01	10.447	14:36:49.452
2 -	***1:40.820***	50.629	***2:31.449*** **(1)**	***70.57***		***14:39:20.901***
3 -	1:42.355	50.026	2:32.381 **(2)**	70.14	0.932	14:41:53.282

Weather / Track : Bright / Dry

Snetterton 300
Circuit Length = 2.9689 miles
Start: 14:34 Flag 14:48 End: 14:50

BMCRC - MRO Championships 2017 - Rnd 10 @ Snetterton 300

RKB/BMCRC F1 & F2 Sidecars

RACE 9 - BEST SECTORS

SECTOR 1				SECTOR 2			IDEAL / BEST COMPARISON					
POS	NO	NAME	TIME	NO	NAME	TIME	POS	NO	NAME	IDEAL	BEST	DIFF
									PERFECT LAP	1:59.296		
1	3	JAMES / TRITTON	**1:19.880**	3	JAMES / TRITTON	**39.416**	*1*	3	JAMES / TRITTON	1:59.296	1:59.369	0.073
2	33	HEGARTY / NEAVE	**1:25.690**	33	HEGARTY / NEAVE	**41.801**	*2*	33	HEGARTY / NEAVE	2:07.491	2:07.805	0.314
3	119	GUY / BUCKLAND	**1:25.779**	58	KIRK / SMITHIES	**42.531**	*3*	58	KIRK / SMITHIES	2:08.339	2:08.731	0.392
4	58	KIRK / SMITHIES	**1:25.808**	119	GUY / BUCKLAND	**42.879**	*4*	119	GUY / BUCKLAND	2:08.658	2:08.658	0.000
5	188	VANNIEUWENHUYSE / VANNI	**1:26.961**	188	VANNIEUWENHUYSE / VANNI	**43.106**	*5*	188	VANNIEUWENHUYSI	2:10.067	2:10.197	0.130
6	15	GIBSON / CHRISTIE	**1:28.026**	75	CLARKE / CLARKE	**43.689**	*6*	15	GIBSON / CHRISTIE	2:11.821	2:12.220	0.399
7	75	CLARKE / CLARKE	**1:28.401**	15	GIBSON / CHRISTIE	**43.795**	*7*	75	CLARKE / CLARKE	2:12.090	2:12.586	0.496
8	55	COLE / HART	**1:31.298**	55	COLE / HART	**46.089**	*8*	55	COLE / HART	2:17.387	2:17.788	0.401
9	18	BLACKWOOD / BLACKWOOD	**1:31.866**	18	BLACKWOOD / BLACKWOOD	**46.108**	*9*	18	BLACKWOOD / BLAC	2:17.974	2:18.273	0.299
10	5	TAYLOR / FIELD	**1:32.144**	45	LAWSON / BYRNE	**46.136**	*10*	45	LAWSON / BYRNE	2:18.917	2:19.655	0.738
11	45	LAWSON / BYRNE	**1:32.781**	5	TAYLOR / FIELD	**46.960**	*11*	5	TAYLOR / FIELD	2:19.104	2:19.835	0.731
12	67	JEFFREY / CASWELL	**1:35.488**	40	SMITH / DOBIE	**47.862**	*12*	67	JEFFREY / CASWELL	2:23.480	2:23.480	0.000
13	40	SMITH / DOBIE	**1:36.186**	67	JEFFREY / CASWELL	**47.992**	*13*	40	SMITH / DOBIE	2:24.048	2:24.524	0.476
14	167	PETTMAN / CREW	**1:40.820**	167	PETTMAN / CREW	**49.882**	*14*	167	PETTMAN / CREW	2:30.702	2:31.449	0.747
15	19	MACBRIDE / THOMPSON	**1:42.231**	19	MACBRIDE / THOMPSON	**51.528**	*15*	19	MACBRIDE / THOMP	2:33.759	2:35.680	1.921

Weather / Track : Bright / Dry

Snetterton 300
Circuit Length = 2.9689 miles
Start: 14:34 Flag 14:48 End: 14:50

Results can be found at www.tsl-timing.com

Printed - 14:51 Sunday, 08 October 2017

BMCRC - MRO Championships 2017 - Rnd 10 @ Snetterton 300

RKB/BMCRC F1 & F2 Sidecars

RACE 18 - GRID (5 Laps)

ROW 10	1			19	10	WEBB / HAYNES	
ROW 9	18	136	EDWARDS / EDWARDS	17	25	MACLAURIN / HOPE	
ROW 8	16	35	REEVES / PAYNE	15	19	MACBRIDE / THOMPSON	2:35.680
ROW 7	14	167	PETTMAN / CREW	13	40	SMITH / DOBIE	2:24.524
ROW 6	12	67	JEFFREY / CASWELL	11	5	TAYLOR / FIELD	2:19.835
ROW 5	10	45	LAWSON / BYRNE	9	18	BLACKWOOD / BLACKWOOD	2:18.273
ROW 4	8	55	COLE / HART	7	75	CLARKE / CLARKE	2:12.586
ROW 3	6	15	GIBSON / CHRISTIE	5	188	VANNIEUWENHUYSE / VANNIEUWENHUYSE	2:10.197
ROW 2	4	58	KIRK / SMITHIES	3	119	GUY / BUCKLAND	2:08.658
ROW 1	2	33	HEGARTY / NEAVE	1	3	JAMES / TRITTON	1:59.369

2:07.805

Pole

Snetterton 300
Circuit Length = 2.9689 miles

These results are provisional until the conclusion of any judicial and technical matters.

Clerk Of Course :		Timekeeper :

Results can be found at www.tsl-timing.com

Printed - 14:54 Sunday, 08 October 2017

BMCRC - MRO Championships 2017 - Rnd 10 @ Snetterton 300

RKB/BMCRC F1 & F2 Sidecars

RACE 18 - CLASSIFICATION

POS	NO	CL	PIC	NAME	ENTRY	LAPS	TIME	GAP	DIFF	MPH	BEST	ON
1	**33**	F2	1	HEGARTY / NEAVE	Honda Baker - Sean Hegarty Ltd	**5**	10:44.213			82.95	**2:06.699**	5
2	**119**	F1	1	GUY / BUCKLAND	Suzuki LCR -	**5**	10:54.655	**10.442**	10.442	81.63	**2:08.662**	5
3	**58**	F1	2	KIRK / SMITHIES	Yamaha LCR -	**5**	10:55.855	**11.642**	1.200	81.48	**2:08.235**	5
4	**188**	F2	2	VANNIEUWENHUYSE / VANNIEUWENHI	Honda Shelbourne - Norton Owners club Flanders E	**5**	10:58.065	**13.852**	2.210	81.20	**2:10.112**	2
5	**75**	F1	3	CLARKE / CLARKE	Suzuki Windle - CYB fibreglass Technology	**5**	11:23.783	**39.570**	25.718	78.15	**2:13.542**	2
6	**15**	F2	3	GIBSON / CHRISTIE	Suzuki Shelbourne - GDM Logistics	**5**	11:25.217	**41.004**	1.434	77.99	**2:13.584**	2
7	**18**	F2	4	BLACKWOOD / BLACKWOOD	Suzuki Shelbourne -	**5**	11:56.843	**1:12.630**	31.626	74.54	**2:20.455**	5
8	**40**	F2	5	SMITH / DOBIE	Yamaha Baker - Sheila Terry	**5**	12:04.700	**1:20.487**	7.857	73.74	**2:22.569**	5
9	**67**	F1	4	JEFFREY / CASWELL	Windle - MJP racing	**5**	12:05.488	**1:21.275**	0.788	73.66	**2:21.677**	5
10	**19**	F1	5	MACBRIDE / THOMPSON	Suzuki LCR - Nick Webb	**5**	13:14.821	**2:30.608**	1:09.333	67.23	**2:37.363**	2

FASTEST LAP

33	F2	HEGARTY / NEAVE	Honda Baker - Sean Hegarty Ltd	**5**	2:06.699	84.35 mph	135.76 kph
58	F1	KIRK / SMITHIES	Yamaha LCR -	**5**	2:08.235	83.34 mph	134.13 kph

Class F2 - 90% of Race Speed = 74.65 mph
Class F1 - 90% of Race Speed = 73.46 mph

Snetterton 300
Circuit Length = 2.9689 miles
Start: 17:16 Flag 17:27 End: 17:30

Weather / Track : Cloudy / Dry
These results are provisional until the conclusion of any judicial and technical matters.

Clerk Of Course :		Timekeeper :

Results can be found at www.tsl-timing.com

Printed - 17:31 Sunday, 08 October 2017

BMCRC - MRO Championships 2017 - Rnd 10 @ Snetterton 300

RKB/BMCRC F1 & F2 Sidecars

RACE 18 - LAP CHART

LAP 1 @ 17:19:13.773

NO	BEHIND	LAP TIME
33		2:14.832
188	1.105	2:15.937
119	3.076	2:17.908
75	4.211	2:19.043
58	5.263	2:20.095
15	6.008	2:20.840
67	15.758	2:30.590
18	16.532	2:31.364
40	17.764	2:32.596
19	28.005	2:42.837

LAP 2 @ 17:21:21.690

NO	BEHIND	LAP TIME
33		2:07.917
188	3.300	2:10.112
119	4.606	2:09.447
58	7.481	2:10.135
75	9.836	2:13.542
15	11.675	2:13.584
18	30.528	2:21.913
67	32.823	2:24.982
40	33.927	2:24.080
19	57.451	2:37.363

LAP 3 @ 17:23:29.072

NO	BEHIND	LAP TIME
33		2:07.382
188	6.077	2:10.159
119	6.424	2:09.200
58	9.052	2:08.953
75	18.352	2:15.898
15	19.204	2:14.911
18	44.547	2:21.401
40	49.405	2:22.860
67	50.886	2:25.445
19	1:29.031	2:38.962

LAP 4 @ 17:25:36.455

NO	BEHIND	LAP TIME
33		2:07.383
119	8.479	2:09.438
188	9.878	2:11.184
58	10.106	2:08.437
75	29.313	2:18.344
15	31.078	2:19.257
18	58.874	2:21.710
40	1:04.617	2:22.595
67	1:06.297	2:22.794
19	1:59.243	2:37.595

LAP 5 @ 17:27:43.154

NO	BEHIND	LAP TIME
33		2:06.699
119	10.442	2:08.662
58	11.642	2:08.235
188	13.852	2:10.673
75	39.570	2:16.956
15	41.004	2:16.625
18	1:12.630	2:20.455
40	1:20.487	2:22.569
67	1:21.275	2:21.677
19	2:30.608	2:38.064

Weather / Track : Cloudy / Dry

Snetterton 300
Circuit Length = 2.9689 miles
Start: 17:16 Flag 17:27 End: 17:30

Results can be found at www.tsl-timing.com

Printed - 17:32 Sunday, 08 October 2017

BMCRC - MRO Championships 2017 - Rnd 10 @ Snetterton 300

RKB/BMCRC F1 & F2 Sidecars

RACE 18 - SECTOR ANALYSIS

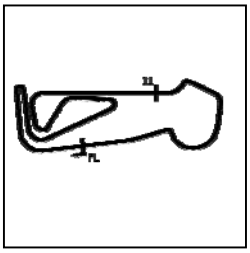

SECTOR 1 = FL to I1, SECTOR 2 = I1 to FL, DIFF = Difference To Personal Best Lap, P = Crossed Finish Line in Pit Lane, D = Time Disallowed

P1 33 F2 HEGARTY / NEAVE — Honda Baker - Sean Hegarty Ltd

IDEAL LAP TIME : 2:06.699 BEST LAP TIME : 2:06.699 DIFFERENCE : 0.000

LAP	SECTOR 1	SECTOR 2	LAP TIME	MPH	DIFF	TIME OF DAY
1 -		42.367	2:14.832	79.26	8.133	17:19:13.773
2 -	1:26.106	41.811	2:07.917	83.55	1.218	17:21:21.690
3 -	1:25.747	41.635	2:07.382 **(2)**	83.90	0.683	17:23:29.072
4 -	1:25.569	41.814	2:07.383 **(3)**	83.90	0.684	17:25:36.455
5 -	***1:25.121***	***41.578***	***2:06.699*** **(1)**	***84.35***		***17:27:43.154***

P2 119 F1 GUY / BUCKLAND — Suzuki LCR -

IDEAL LAP TIME : 2:08.424 BEST LAP TIME : 2:08.662 DIFFERENCE : 0.238

LAP	SECTOR 1	SECTOR 2	LAP TIME	MPH	DIFF	TIME OF DAY
1 -		43.336	2:17.908	77.50	9.246	17:19:16.849
2 -	1:26.815	***42.632***	2:09.447	82.56	0.785	17:21:26.296
3 -	1:26.036	43.164	2:09.200 **(2)**	82.72	0.538	17:23:35.496
4 -	1:26.165	43.273	2:09.438 **(3)**	82.57	0.776	17:25:44.934
5 -	***1:25.792***	42.870	***2:08.662*** **(1)**	***83.07***		***17:27:53.596***

P3 58 F1 KIRK / SMITHIES — Yamaha LCR -

IDEAL LAP TIME : 2:07.968 BEST LAP TIME : 2:08.235 DIFFERENCE : 0.267

LAP	SECTOR 1	SECTOR 2	LAP TIME	MPH	DIFF	TIME OF DAY
1 -		42.953	2:20.095	76.29	11.860	17:19:19.036
2 -	1:26.755	43.380	2:10.135	82.13	1.900	17:21:29.171
3 -	1:25.497	43.456	2:08.953 **(3)**	82.88	0.718	17:23:38.124
4 -	***1:25.264***	43.173	2:08.437 **(2)**	83.21	0.202	17:25:46.561
5 -	1:25.531	***42.704***	***2:08.235*** **(1)**	***83.34***		***17:27:54.796***

P4 188 F2 VANNIEUWENHUYSE / VANNIEUWENHU — Honda Shelbourne - Norton Owners club Flanders Branch

IDEAL LAP TIME : 2:09.825 BEST LAP TIME : 2:10.112 DIFFERENCE : 0.287

LAP	SECTOR 1	SECTOR 2	LAP TIME	MPH	DIFF	TIME OF DAY
1 -		***42.840***	2:15.937	78.62	5.825	17:19:14.878
2 -	1:27.167	42.945	***2:10.112*** **(1)**	***82.14***		***17:21:24.990***
3 -	1:27.001	43.158	2:10.159 **(2)**	82.11	0.047	17:23:35.149
4 -	***1:26.985***	44.199	2:11.184	81.47	1.072	17:25:46.333
5 -	1:27.235	43.438	2:10.673 **(3)**	81.79	0.561	17:27:57.006

P5 75 F1 CLARKE / CLARKE — Suzuki Windle - CYB fibreglass Technology

IDEAL LAP TIME : 2:13.430 BEST LAP TIME : 2:13.542 DIFFERENCE : 0.112

LAP	SECTOR 1	SECTOR 2	LAP TIME	MPH	DIFF	TIME OF DAY
1 -		***44.282***	2:19.043	76.86	5.501	17:19:17.984
2 -	***1:29.148***	44.394	***2:13.542*** **(1)**	***80.03***		***17:21:31.526***
3 -	1:30.278	45.620	2:15.898 **(2)**	78.64	2.356	17:23:47.424
4 -	1:32.999	45.345	2:18.344	77.25	4.802	17:26:05.768
5 -	1:31.246	45.710	2:16.956 **(3)**	78.04	3.414	17:28:22.724

P6 15 F2 GIBSON / CHRISTIE — Suzuki Shelbourne - GDM Logistics

IDEAL LAP TIME : 2:12.393 BEST LAP TIME : 2:13.584 DIFFERENCE : 1.191

LAP	SECTOR 1	SECTOR 2	LAP TIME	MPH	DIFF	TIME OF DAY
1 -		***43.959***	2:20.840	75.88	7.256	17:19:19.781
2 -	***1:28.434***	45.150	***2:13.584*** **(1)**	***80.01***		***17:21:33.365***
3 -	1:29.206	45.705	2:14.911 **(2)**	79.22	1.327	17:23:48.276
4 -	1:33.211	46.046	2:19.257	76.75	5.673	17:26:07.533
5 -	1:32.282	44.343	2:16.625 **(3)**	78.22	3.041	17:28:24.158

P7 18 F2 BLACKWOOD / BLACKWOOD — Suzuki Shelbourne -

IDEAL LAP TIME : 2:20.117 BEST LAP TIME : 2:20.455 DIFFERENCE : 0.338

LAP	SECTOR 1	SECTOR 2	LAP TIME	MPH	DIFF	TIME OF DAY

Weather / Track : Cloudy / Dry

Snetterton 300
Circuit Length = 2.9689 miles
Start: 17:16 Flag 17:27 End: 17:30

BMCRC - MRO Championships 2017 - Rnd 10 @ Snetterton 300

RKB/BMCRC F1 & F2 Sidecars

RACE 18 - SECTOR ANALYSIS

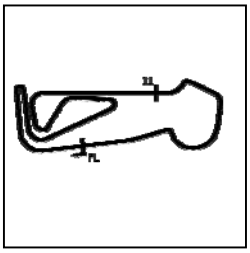

SECTOR 1 = FL to I1, SECTOR 2 = I1 to FL, DIFF = Difference To Personal Best Lap, P = Crossed Finish Line in Pit Lane, D = Time Disallowed

1 -		48.296	2:31.364		70.61	10.909	17:19:30.305
2 -	1:35.161	***46.752***	2:21.913		75.31	1.458	17:21:52.218
3 -	1:33.772	47.629	2:21.401	**(2)**	75.58	0.946	17:24:13.619
4 -	1:34.585	47.125	2:21.710	**(3)**	75.42	1.255	17:26:35.329
5 -	***1:33.365***	47.090	***2:20.455***	**(1)**	***76.09***		***17:28:55.784***

P8 40 F2 SMITH / DOBIE Yamaha Baker - Sheila Terry

IDEAL LAP TIME : 2:22.140 BEST LAP TIME : 2:22.569 DIFFERENCE : 0.429

LAP	SECTOR 1	SECTOR 2	LAP TIME		MPH	DIFF	TIME OF DAY
1 -		47.914	2:32.596		70.04	10.027	17:19:31.537
2 -	1:35.630	48.450	2:24.080		74.18	1.511	17:21:55.617
3 -	1:36.197	***46.663***	2:22.860	**(3)**	74.81	0.291	17:24:18.477
4 -	1:35.540	47.055	2:22.595	**(2)**	74.95	0.026	17:26:41.072
5 -	***1:35.477***	47.092	***2:22.569***	**(1)**	***74.96***		***17:29:03.641***

P9 67 F1 JEFFREY / CASWELL Windle - MJP racing

IDEAL LAP TIME : 2:21.677 BEST LAP TIME : 2:21.677 DIFFERENCE : 0.000

LAP	SECTOR 1	SECTOR 2	LAP TIME		MPH	DIFF	TIME OF DAY
1 -		48.462	2:30.590		70.97	8.913	17:19:29.531
2 -	1:35.837	49.145	2:24.982	**(3)**	73.72	3.305	17:21:54.513
3 -	1:37.128	48.317	2:25.445		73.48	3.768	17:24:19.958
4 -	1:35.222	47.572	2:22.794	**(2)**	74.84	1.117	17:26:42.752
5 -	***1:34.354***	***47.323***	***2:21.677***	**(1)**	***75.43***		***17:29:04.429***

P10 19 F1 MACBRIDE / THOMPSON Suzuki LCR - Nick Webb

IDEAL LAP TIME : 2:35.213 BEST LAP TIME : 2:37.363 DIFFERENCE : 2.150

LAP	SECTOR 1	SECTOR 2	LAP TIME		MPH	DIFF	TIME OF DAY
1 -		***51.557***	2:42.837		65.63	5.474	17:19:41.778
2 -	***1:43.656***	53.707	***2:37.363***	**(1)**	***67.91***		***17:22:19.141***
3 -	1:45.408	53.554	2:38.962		67.23	1.599	17:24:58.103
4 -	1:44.530	53.065	2:37.595	**(2)**	67.81	0.232	17:27:35.698
5 -	1:44.789	53.275	2:38.064	**(3)**	67.61	0.701	17:30:13.762

Weather / Track : Cloudy / Dry

Snetterton 300
Circuit Length = 2.9689 miles
Start: 17:16 Flag 17:27 End: 17:30

BMCRC - MRO Championships 2017 - Rnd 10 @ Snetterton 300

RKB/BMCRC F1 & F2 Sidecars

RACE 18 - BEST SECTORS

SECTOR 1				SECTOR 2			IDEAL / BEST COMPARISON					
POS	NO	NAME	TIME	NO	NAME	TIME	POS	NO	NAME	IDEAL	BEST	DIFF
									PERFECT LAP	2:06.699		
1	33	HEGARTY / NEAVE	**1:25.121**	33	HEGARTY / NEAVE	**41.578**	*1*	33	HEGARTY / NEAVE	2:06.699	2:06.699	0.000
2	58	KIRK / SMITHIES	**1:25.264**	119	GUY / BUCKLAND	**42.632**	*2*	58	KIRK / SMITHIES	2:07.968	2:08.235	0.267
3	119	GUY / BUCKLAND	**1:25.792**	58	KIRK / SMITHIES	**42.704**	*3*	119	GUY / BUCKLAND	2:08.424	2:08.662	0.238
4	188	VANNIEUWENHUYSE / VANNI	**1:26.985**	188	VANNIEUWENHUYSE / VANNI	**42.840**	*4*	188	VANNIEUWENHUYSI	2:09.825	2:10.112	0.287
5	15	GIBSON / CHRISTIE	**1:28.434**	15	GIBSON / CHRISTIE	**43.959**	*5*	15	GIBSON / CHRISTIE	2:12.393	2:13.584	1.191
6	75	CLARKE / CLARKE	**1:29.148**	75	CLARKE / CLARKE	**44.282**	*6*	75	CLARKE / CLARKE	2:13.430	2:13.542	0.112
7	18	BLACKWOOD / BLACKWOOD	**1:33.365**	40	SMITH / DOBIE	**46.663**	*7*	18	BLACKWOOD / BLAC	2:20.117	2:20.455	0.338
8	67	JEFFREY / CASWELL	**1:34.354**	18	BLACKWOOD / BLACKWOOD	**46.752**	*8*	67	JEFFREY / CASWELL	2:21.677	2:21.677	0.000
9	40	SMITH / DOBIE	**1:35.477**	67	JEFFREY / CASWELL	**47.323**	*9*	40	SMITH / DOBIE	2:22.140	2:22.569	0.429
10	19	MACBRIDE / THOMPSON	**1:43.656**	19	MACBRIDE / THOMPSON	**51.557**	*10*	19	MACBRIDE / THOMP	2:35.213	2:37.363	2.150

Weather / Track : Cloudy / Dry

Snetterton 300
Circuit Length = 2.9689 miles
Start: 17:16 Flag 17:27 End: 17:30

Results can be found at www.tsl-timing.com

Printed - 17:32 Sunday, 08 October 2017

BMCRC-MRO Championships 2017 supported by Dickies

BMCRC Rookie 600 & 1000

Snetterton 300

7th & 8th October 2017

Results Provided by Timing Solutions Ltd
www.tsl-timing.com

Snetterton 300

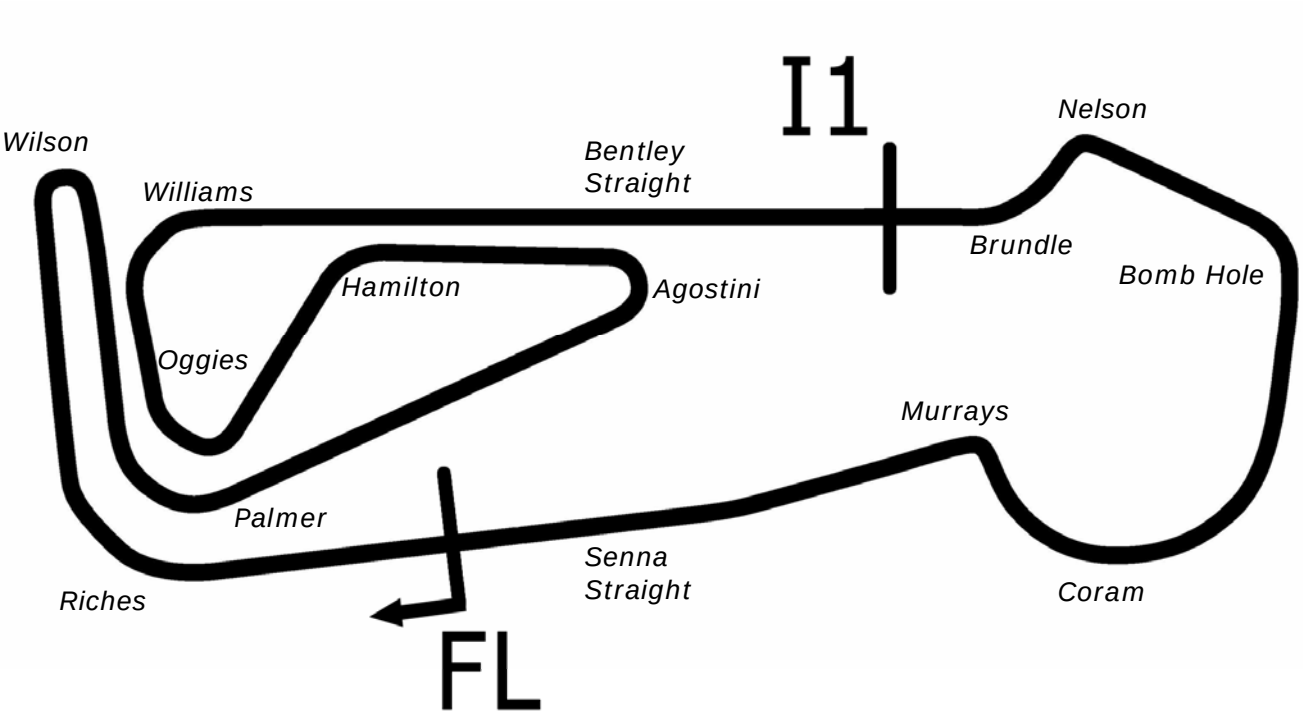

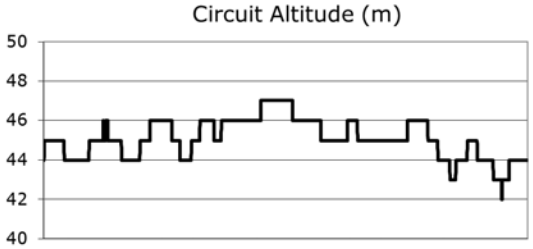

Length	2.9689 miles	4778.0 m	
FL		52.46340 N	0.94476 E
I1	3198m	52.46617 N	0.94964 E
Pit Entry	4572m	52.46364 N	0.94774 E
Pit Exit	40m after FL	52.46338 N	0.94420 E

Pit Entry–Pit Exit 246m, 14.7s @60kph, 11.0s @80kph

All results available at www.tsl-timing.com

BMCRC - MRO Championships 2017 - Rnd 10 @ Snetterton 300

BMCRC Rookie 600 & 1000

QUALIFYING - CLASSIFICATION

POS	NO	CL	PIC	NAME	ENTRY	TIME	ON	LAPS	GAP	DIFF	MPH
1	43	600	1	Jon CLARK	Triumph - RJC Motor Services	2:16.967	3	3			78.03
2	818	600	2	Alex BARKER	Yamaha - AAJ Barker Construction LTD	2:20.304	4	5	3.337	3.337	76.17
3	40	1000	1	Aiden PATMORE	Kawasaki - Dorset Bikes LTD	2:20.444	5	5	3.477	0.140	76.10
4	26	600	3	Luke HOPKINS	Yamaha - Mum - Zarra Hopkins	2:22.985	5	5	6.018	2.541	74.74
5	5	1000	2	Dan WELFORD	Kawasaki - SEG Sussex Electric Gates	2:23.669	4	5	6.702	0.684	74.39
6	81	600	4	Gary CROFT	Yamaha - Big G Racing & Little e	2:24.750	5	5	7.783	1.081	73.83
7	137	600	5	Gavin BACK	Yamaha - C&G racing	2:25.583	3	5	8.616	0.833	73.41
8	12	600	6	David BETSWORTH	Yamaha - CONNECTIONS LETTING AGENCY, Hayward	2:25.763	5	5	8.796	0.180	73.32
9	10	1000	3	Alex PENRICE	Yamaha - AP Motorcycles	2:26.261	2	2	9.294	0.498	73.07
10	62	600	7	Charlie PATERSON	Yamaha - Black Widow Exhausts/ TLSS (Total Loss Settl	2:26.975	3	5	10.008	0.714	72.72
11	144	600	8	Tom NEWMAN	Triumph - Leeway Building Services & David Bedwell and	2:28.503	2	2	11.536	1.528	71.97
12	101	600	9	Tom WISKEN	Yamaha -	2:29.693	4	5	12.726	1.190	71.40
13	16	600	10	Ollie SHOTTON	Kawasaki -	2:29.805	4	4	12.838	0.112	71.34
14	110	1000	4	Peter GUNN	BMW -	2:29.813	3	4	12.846	0.008	71.34
15	126	600	11	Anthony CLACK	Suzuki -	2:30.155	5	5	13.188	0.342	71.18
16	72	600	12	Robert PRICE	Suzuki -	2:30.279	5	5	13.312	0.124	71.12
17	36	1000	5	James LYON	Kawasaki -	2:30.914	5	5	13.947	0.635	70.82
18	222	600	13	Matthew EPPS	Yamaha - M.E Vehicle Repairs	2:31.998	5	5	15.031	1.084	70.31
19	113	600	14	Alex WATSON	Yamaha -	2:33.346	5	5	16.379	1.348	69.69
20	6	1000	6	Andrew FIRTH	Suzuki -	2:33.516	5	5	16.549	0.170	69.62
21	164	600	15	David LENEHAN	Yamaha - Gradewell Plant & Haulage	2:33.684	4	4	16.717	0.168	69.54
22	35	1000	7	Wayne MOORE	BMW -	2:33.909	5	5	16.942	0.225	69.44
23	31	1000	8	Dean SOUTHERNWOOD	Kawasaki - DGS Plastering & Ks Autos	2:34.588	5	5	17.621	0.679	69.13
24	119	600	16	Simon HEALEY	Yamaha - Popular Tyres / Steam Packet	2:38.593	2	2	21.626	4.005	67.39
25	143	600	17	Daire PRENDERGAST	Kawasaki - Emerald Plant Services	2:40.078	1	1	23.111	1.485	66.76
26	48	600	18	Stew TOAL	Yamaha -	2:43.848	4	4	26.881	3.770	65.23
27	3	1000	9	Carlo BOTTIGLIERI	Yamaha - TMT RACING	3:04.385	1	4	47.418	20.537	57.96
28	27	1000	10	David FERGUSON	Suzuki -	3:09.842	2	2	52.875	5.457	56.29
29	32	600	19	Ben PERRY	Kawasaki - Truckcare uk/Braddon Contracts/ Moore Hire			0			

Snetterton 300
Circuit Length = 2.9689 miles
Start: 11:11 Flag 11:23 End: 11:26

Weather / Track : Bright / Dry

These results are provisional until the conclusion of any judicial and technical matters.

Clerk Of Course :		Timekeeper :

Results can be found at www.tsl-timing.com

Printed - 11:26 Saturday, 07 October 2017

BMCRC - MRO Championships 2017 - Rnd 10 @ Snetterton 300

BMCRC Rookie 600 & 1000

QUALIFYING - SECTOR ANALYSIS

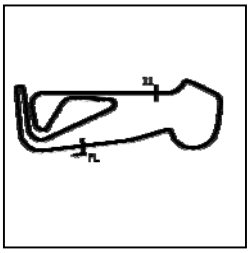

SECTOR 1 = FL to I1, SECTOR 2 = I1 to FL, DIFF = Difference To Personal Best Lap, P = Crossed Finish Line in Pit Lane, D = Time Disallowed

P1 43 600 Jon CLARK — Triumph - RJC Motor Services

IDEAL LAP TIME : 2:16.967 BEST LAP TIME : 2:16.967 DIFFERENCE : 0.000

LAP	SECTOR 1	SECTOR 2	LAP TIME	MPH	DIFF	TIME OF DAY
1 -	1:44.124	49.130	2:33.254 (3)	69.74	16.287	11:14:43.724
2 -	1:33.140	46.213	2:19.353 (2)	76.69	2.386	11:17:03.077
3 -	***1:31.277***	***45.690***	***2:16.967 (1)***	***78.03***		***11:19:20.044***

P2 818 600 Alex BARKER — Yamaha - AAJ Barker Construction LTD

IDEAL LAP TIME : 2:19.785 BEST LAP TIME : 2:20.304 DIFFERENCE : 0.519

LAP	SECTOR 1	SECTOR 2	LAP TIME	MPH	DIFF	TIME OF DAY
1 -	1:45.018	49.667	2:34.685	69.09	14.381	11:14:52.121
2 -	1:35.354	47.845	2:23.199	74.63	2.895	11:17:15.320
3 -	1:34.039	48.103	2:22.142 (3)	75.19	1.838	11:19:37.462
4 -	***1:32.889***	47.415	***2:20.304 (1)***	***76.17***		***11:21:57.766***
5 -	1:33.984	***46.896***	2:20.880 (2)	75.86	0.576	11:24:18.646

P3 40 1000 Aiden PATMORE — Kawasaki - Dorset Bikes LTD

IDEAL LAP TIME : 2:20.024 BEST LAP TIME : 2:20.444 DIFFERENCE : 0.420

LAP	SECTOR 1	SECTOR 2	LAP TIME	MPH	DIFF	TIME OF DAY
1 -	1:51.584	1:00.389	2:51.973	62.14	31.529	11:15:08.120
2 -	1:52.537	52.396	2:44.933	64.80	24.489	11:17:53.053
3 -	1:37.073	48.042	2:25.115 (3)	73.65	4.671	11:20:18.168
4 -	1:35.684	***47.028***	2:22.712 (2)	74.89	2.268	11:22:40.880
5 -	***1:32.996***	47.448	***2:20.444 (1)***	***76.10***		***11:25:01.324***

P4 26 600 Luke HOPKINS — Yamaha - Mum - Zarra Hopkins

IDEAL LAP TIME : 2:22.985 BEST LAP TIME : 2:22.985 DIFFERENCE : 0.000

LAP	SECTOR 1	SECTOR 2	LAP TIME	MPH	DIFF	TIME OF DAY
1 -	1:56.669	56.268	2:52.937	61.80	29.952	11:15:20.008
2 -	1:46.015	50.909	2:36.924	68.10	13.939	11:17:56.932
3 -	1:39.083	49.955	2:29.038 (3)	71.71	6.053	11:20:25.970
4 -	1:37.613	48.385	2:25.998 (2)	73.20	3.013	11:22:51.968
5 -	***1:35.430***	***47.555***	***2:22.985 (1)***	***74.74***		***11:25:14.953***

P5 5 1000 Dan WELFORD — Kawasaki - SEG Sussex Electric Gates

IDEAL LAP TIME : 2:22.336 BEST LAP TIME : 2:23.669 DIFFERENCE : 1.333

LAP	SECTOR 1	SECTOR 2	LAP TIME	MPH	DIFF	TIME OF DAY
1 -	1:55.885	53.842	2:49.727	62.97	26.058	11:15:11.483
2 -	1:40.948	49.560	2:30.508	71.01	6.839	11:17:41.991
3 -	1:37.742	48.992	2:26.734 (3)	72.83	3.065	11:20:08.725
4 -	***1:35.123***	48.546	***2:23.669 (1)***	***74.39***		***11:22:32.394***
5 -	1:37.020	***47.213***	2:24.233 (2)	74.10	0.564	11:24:56.627

P6 81 600 Gary CROFT — Yamaha - Big G Racing & Little e

IDEAL LAP TIME : 2:24.052 BEST LAP TIME : 2:24.750 DIFFERENCE : 0.698

LAP	SECTOR 1	SECTOR 2	LAP TIME	MPH	DIFF	TIME OF DAY
1 -	1:43.702	50.294	2:33.996	69.40	9.246	11:14:38.376
2 -	1:38.775	***48.347***	2:27.122	72.64	2.372	11:17:05.498
3 -	1:36.198	49.078	2:25.276 (2)	73.57	0.526	11:19:30.774
4 -	1:36.209	50.011	2:26.220 (3)	73.09	1.470	11:21:56.994
5 -	***1:35.705***	49.045	***2:24.750 (1)***	***73.83***		***11:24:21.744***

P7 137 600 Gavin BACK — Yamaha - C&G racing

IDEAL LAP TIME : 2:24.432 BEST LAP TIME : 2:25.583 DIFFERENCE : 1.151

LAP	SECTOR 1	SECTOR 2	LAP TIME	MPH	DIFF	TIME OF DAY
1 -	1:52.304	55.758	2:48.062	63.59	22.479	11:15:03.706
2 -	1:45.376	49.457	2:34.833	69.02	9.250	11:17:38.539

Weather / Track : Bright / Dry

Snetterton 300
Circuit Length = 2.9689 miles
Start: 11:11 Flag 11:23 End: 11:26

BMCRC - MRO Championships 2017 - Rnd 10 @ Snetterton 300

BMCRC Rookie 600 & 1000

QUALIFYING - SECTOR ANALYSIS

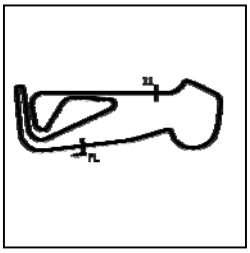

SECTOR 1 = FL to I1, SECTOR 2 = I1 to FL, DIFF = Difference To Personal Best Lap, P = Crossed Finish Line in Pit Lane, D = Time Disallowed

3 -	***1:35.964***	49.619	***2:25.583***	**(1)**	***73.41***		***11:20:04.122***
4 -	1:36.842	49.471	2:26.313	**(2)**	73.04	0.730	11:22:30.435
5 -	1:40.416	***48.468***	2:28.884	**(3)**	71.78	3.301	11:24:59.319

P8 12 600 David BETSWORTH Yamaha - CONNECTIONS LETTING AGENCY, Haywards heat

IDEAL LAP TIME : 2:25.763 BEST LAP TIME : 2:25.763 DIFFERENCE : 0.000

LAP	SECTOR 1	SECTOR 2	LAP TIME		MPH	DIFF	TIME OF DAY
1 -	1:53.411	56.350	2:49.761		62.95	23.998	11:15:03.432
2 -	1:41.454	51.081	2:32.535		70.06	6.772	11:17:35.967
3 -	1:38.595	50.569	2:29.164	**(3)**	71.65	3.401	11:20:05.131
4 -	1:38.131	49.896	2:28.027	**(2)**	72.20	2.264	11:22:33.158
5 -	***1:37.718***	***48.045***	***2:25.763***	**(1)**	***73.32***		***11:24:58.921***

P9 10 1000 Alex PENRICE Yamaha - AP Motorcycles

IDEAL LAP TIME : 2:26.261 BEST LAP TIME : 2:26.261 DIFFERENCE : 0.000

LAP	SECTOR 1	SECTOR 2	LAP TIME		MPH	DIFF	TIME OF DAY
1 -	1:43.914	48.898	2:32.812	**(2)**	69.94	6.551	11:14:48.747
2 -	***1:37.743***	***48.518***	***2:26.261***	**(1)**	***73.07***		***11:17:15.008***

P10 62 600 Charlie PATERSON Yamaha - Black Widow Exhausts/ TLSS (Total Loss Settlement

IDEAL LAP TIME : 2:26.696 BEST LAP TIME : 2:26.975 DIFFERENCE : 0.279

LAP	SECTOR 1	SECTOR 2	LAP TIME		MPH	DIFF	TIME OF DAY
1 -	1:53.086	51.764	2:44.850		64.83	17.875	11:15:04.155
2 -	1:42.565	49.224	2:31.789		70.41	4.814	11:17:35.944
3 -	***1:38.308***	48.667	***2:26.975***	**(1)**	***72.72***		***11:20:02.919***
4 -	1:38.407	49.743	2:28.150	**(3)**	72.14	1.175	11:22:31.069
5 -	1:38.592	***48.388***	2:26.980	**(2)**	72.71	0.005	11:24:58.049

P11 144 600 Tom NEWMAN Triumph - Leeway Building Services & David Bedwell and Partne

IDEAL LAP TIME : 2:26.220 BEST LAP TIME : 2:28.503 DIFFERENCE : 2.283

LAP	SECTOR 1	SECTOR 2	LAP TIME		MPH	DIFF	TIME OF DAY
1 -	1:48.561	51.465	2:40.026	**(2)**	66.78	11.523	11:14:54.640
2 -	1:39.005	***49.498***	***2:28.503***	**(1)**	***71.97***		***11:17:23.143***

P12 101 600 Tom WISKEN Yamaha -

IDEAL LAP TIME : 2:28.396 BEST LAP TIME : 2:29.693 DIFFERENCE : 1.297

LAP	SECTOR 1	SECTOR 2	LAP TIME		MPH	DIFF	TIME OF DAY
1 -	2:00.425	55.664	2:56.089		60.69	26.396	11:15:18.198
2 -	1:50.313	52.018	2:42.331		65.84	12.638	11:18:00.529
3 -	1:45.746	51.985	2:37.731	**(3)**	67.76	8.038	11:20:38.260
4 -	1:40.318	***49.375***	***2:29.693***	**(1)**	***71.40***		***11:23:07.953***
5 -	***1:39.021***	51.010	2:30.031	**(2)**	71.23	0.338	11:25:37.984

P13 16 600 Ollie SHOTTON Kawasaki -

IDEAL LAP TIME : 2:29.805 BEST LAP TIME : 2:29.805 DIFFERENCE : 0.000

LAP	SECTOR 1	SECTOR 2	LAP TIME		MPH	DIFF	TIME OF DAY
1 -	1:52.566	51.690	2:44.256		65.06	14.451	11:14:54.656
2 -	1:42.284	51.368	2:33.652	**(3)**	69.56	3.847	11:17:28.308
3 -	1:40.565	51.289	2:31.854	**(2)**	70.38	2.049	11:20:00.162
4 -	***1:39.457***	***50.348***	***2:29.805***	**(1)**	***71.34***		***11:22:29.967***

P14 110 1000 Peter GUNN BMW -

IDEAL LAP TIME : 2:29.813 BEST LAP TIME : 2:29.813 DIFFERENCE : 0.000

LAP	SECTOR 1	SECTOR 2	LAP TIME		MPH	DIFF	TIME OF DAY
1 -	1:52.548	52.253	2:44.801		64.85	14.988	11:14:52.296
2 -	1:42.255	50.319	2:32.574	**(3)**	70.05	2.761	11:17:24.870
3 -	***1:40.056***	***49.757***	***2:29.813***	**(1)**	***71.34***		***11:19:54.683***

Weather / Track : Bright / Dry

Snetterton 300
Circuit Length = 2.9689 miles
Start: 11:11 Flag 11:23 End: 11:26

BMCRC - MRO Championships 2017 - Rnd 10 @ Snetterton 300

BMCRC Rookie 600 & 1000

QUALIFYING - SECTOR ANALYSIS

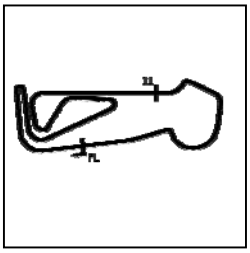

SECTOR 1 = FL to I1, SECTOR 2 = I1 to FL, DIFF = Difference To Personal Best Lap, P = Crossed Finish Line in Pit Lane, D = Time Disallowed

4 -	1:40.367	49.758	2:30.125 **(2)**	71.19	0.312	11:22:24.808

P15 126 600 Anthony CLACK Suzuki -

IDEAL LAP TIME : 2:29.981 BEST LAP TIME : 2:30.155 DIFFERENCE : 0.174

LAP	SECTOR 1	SECTOR 2	LAP TIME	MPH	DIFF	TIME OF DAY
1 -	2:00.917	57.475	2:58.392	59.91	28.237	11:15:21.298
2 -	1:45.378	***51.614***	2:36.992	68.08	6.837	11:17:58.290
3 -	1:43.495	52.843	2:36.338 **(3)**	68.36	6.183	11:20:34.628
4 -	1:39.655	51.913	2:31.568 **(2)**	70.51	1.413	11:23:06.196
5 -	***1:38.367***	51.788	***2:30.155*** **(1)**	***71.18***		***11:25:36.351***

P16 72 600 Robert PRICE Suzuki -

IDEAL LAP TIME : 2:30.279 BEST LAP TIME : 2:30.279 DIFFERENCE : 0.000

LAP	SECTOR 1	SECTOR 2	LAP TIME	MPH	DIFF	TIME OF DAY
1 -	1:53.869	56.785	2:50.654	62.63	20.375	11:15:14.918
2 -	1:48.614	53.771	2:42.385	65.81	12.106	11:17:57.303
3 -	1:44.378	52.429	2:36.807 **(3)**	68.16	6.528	11:20:34.110
4 -	1:42.161	50.939	2:33.100 **(2)**	69.81	2.821	11:23:07.210
5 -	***1:39.588***	***50.691***	***2:30.279*** **(1)**	***71.12***		***11:25:37.489***

P17 36 1000 James LYON Kawasaki -

IDEAL LAP TIME : 2:30.914 BEST LAP TIME : 2:30.914 DIFFERENCE : 0.000

LAP	SECTOR 1	SECTOR 2	LAP TIME	MPH	DIFF	TIME OF DAY
1 -	1:50.783	54.517	2:45.300	64.65	14.386	11:15:48.773
2 -	1:43.730	52.482	2:36.212	68.42	5.298	11:18:24.985
3 -	1:43.186	51.820	2:35.006 **(3)**	68.95	4.092	11:20:59.991
4 -	1:40.897	51.638	2:32.535 **(2)**	70.06	1.621	11:23:32.526
5 -	***1:40.131***	***50.783***	***2:30.914*** **(1)**	***70.82***		***11:26:03.440***

P18 222 600 Matthew EPPS Yamaha - M.E Vehicle Repairs

IDEAL LAP TIME : 2:31.998 BEST LAP TIME : 2:31.998 DIFFERENCE : 0.000

LAP	SECTOR 1	SECTOR 2	LAP TIME	MPH	DIFF	TIME OF DAY
1 -	1:52.046	53.625	2:45.671	64.51	13.673	11:15:04.705
2 -	1:45.591	51.771	2:37.362	67.92	5.364	11:17:42.067
3 -	1:40.795	52.924	2:33.719 **(3)**	69.52	1.721	11:20:15.786
4 -	1:41.365	51.842	2:33.207 **(2)**	69.76	1.209	11:22:48.993
5 -	***1:40.351***	***51.647***	***2:31.998*** **(1)**	***70.31***		***11:25:20.991***

P19 113 600 Alex WATSON Yamaha -

IDEAL LAP TIME : 2:33.346 BEST LAP TIME : 2:33.346 DIFFERENCE : 0.000

LAP	SECTOR 1	SECTOR 2	LAP TIME	MPH	DIFF	TIME OF DAY
1 -	1:58.376	57.721	2:56.097	60.69	22.751	11:15:01.930
2 -	1:52.053	55.582	2:47.635	63.75	14.289	11:17:49.565
3 -	1:45.460	53.357	2:38.817 **(3)**	67.29	5.471	11:20:28.382
4 -	1:43.417	52.748	2:36.165 **(2)**	68.44	2.819	11:23:04.547
5 -	***1:41.917***	***51.429***	***2:33.346*** **(1)**	***69.69***		***11:25:37.893***

P20 6 1000 Andrew FIRTH Suzuki -

IDEAL LAP TIME : 2:33.516 BEST LAP TIME : 2:33.516 DIFFERENCE : 0.000

LAP	SECTOR 1	SECTOR 2	LAP TIME	MPH	DIFF	TIME OF DAY
1 -	1:55.658	57.963	2:53.621	61.55	20.105	11:15:02.366
2 -	1:50.655	52.812	2:43.467	65.38	9.951	11:17:45.833
3 -	1:43.604	53.315	2:36.919 **(3)**	68.11	3.403	11:20:22.752
4 -	1:42.883	52.349	2:35.232 **(2)**	68.85	1.716	11:22:57.984
5 -	***1:41.478***	***52.038***	***2:33.516*** **(1)**	***69.62***		***11:25:31.500***

Weather / Track : Bright / Dry

Snetterton 300
Circuit Length = 2.9689 miles
Start: 11:11 Flag 11:23 End: 11:26

BMCRC - MRO Championships 2017 - Rnd 10 @ Snetterton 300

BMCRC Rookie 600 & 1000

QUALIFYING - SECTOR ANALYSIS

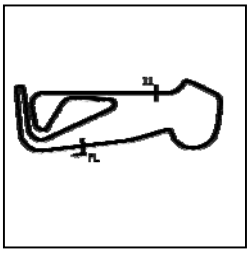

SECTOR 1 = FL to I1, SECTOR 2 = I1 to FL, DIFF = Difference To Personal Best Lap, P = Crossed Finish Line in Pit Lane, D = Time Disallowed

P21 164 600 David LENEHAN Yamaha - Gradewell Plant & Haulage

IDEAL LAP TIME : 2:33.684 BEST LAP TIME : 2:33.684 DIFFERENCE : 0.000

LAP	SECTOR 1	SECTOR 2	LAP TIME	MPH	DIFF	TIME OF DAY
1 -	1:55.907	55.313	2:51.220	62.42	17.536	11:16:06.799
2 -	1:46.576	52.923	2:39.499 (3)	67.01	5.815	11:18:46.298
3 -	1:44.535	52.076	2:36.611 (2)	68.24	2.927	11:21:22.909
4 -	***1:42.177***	***51.507***	***2:33.684 (1)***	***69.54***		***11:23:56.593***

P22 35 1000 Wayne MOORE BMW -

IDEAL LAP TIME : 2:33.909 BEST LAP TIME : 2:33.909 DIFFERENCE : 0.000

LAP	SECTOR 1	SECTOR 2	LAP TIME	MPH	DIFF	TIME OF DAY
1 -	1:57.476	57.505	2:54.981	61.08	21.072	11:15:15.300
2 -	1:49.934	52.516	2:42.450	65.79	8.541	11:17:57.750
3 -	1:45.836	52.597	2:38.433 (3)	67.46	4.524	11:20:36.183
4 -	1:45.088	51.918	2:37.006 (2)	68.07	3.097	11:23:13.189
5 -	***1:43.886***	***50.023***	***2:33.909 (1)***	***69.44***		***11:25:47.098***

P23 31 1000 Dean SOUTHERNWOOD Kawasaki - DGS Plastering & Ks Autos

IDEAL LAP TIME : 2:34.588 BEST LAP TIME : 2:34.588 DIFFERENCE : 0.000

LAP	SECTOR 1	SECTOR 2	LAP TIME	MPH	DIFF	TIME OF DAY
1 -	1:58.227	57.847	2:56.074	60.70	21.486	11:15:12.480
2 -	1:53.752	53.897	2:47.649	63.75	13.061	11:18:00.129
3 -	1:45.612	52.400	2:38.012 (2)	67.64	3.424	11:20:38.141
4 -	1:45.377	52.636	2:38.013 (3)	67.64	3.425	11:23:16.154
5 -	***1:43.224***	***51.364***	***2:34.588 (1)***	***69.13***		***11:25:50.742***

P24 119 600 Simon HEALEY Yamaha - Popular Tyres / Steam Packet

IDEAL LAP TIME : 2:38.593 BEST LAP TIME : 2:38.593 DIFFERENCE : 0.000

LAP	SECTOR 1	SECTOR 2	LAP TIME	MPH	DIFF	TIME OF DAY
1 -	1:52.623	56.732	2:49.355 (2)	63.11	10.762	11:15:02.756
2 -	***1:46.714***	***51.879***	***2:38.593 (1)***	***67.39***		***11:17:41.349***

P25 143 600 Daire PRENDERGAST Kawasaki - Emerald Plant Services

IDEAL LAP TIME : 2:40.078 BEST LAP TIME : 2:40.078 DIFFERENCE : 0.000

LAP	SECTOR 1	SECTOR 2	LAP TIME	MPH	DIFF	TIME OF DAY
1 -	***1:50.604***	***49.474***	***2:40.078 (1)***	***66.76***		***11:14:52.254***

P26 48 600 Stew TOAL Yamaha -

IDEAL LAP TIME : 2:43.380 BEST LAP TIME : 2:43.848 DIFFERENCE : 0.468

LAP	SECTOR 1	SECTOR 2	LAP TIME	MPH	DIFF	TIME OF DAY
1 -	2:02.701	58.595	3:01.296	58.95	17.448	11:15:14.204
2 -	1:54.834	56.143	2:50.977 (3)	62.51	7.129	11:18:05.181
3 -	1:49.843	55.228	2:45.071 (2)	64.74	1.223	11:20:50.252
4 -	1:48.937	***54.911***	***2:43.848 (1)***	***65.23***		***11:23:34.100***

P27 3 1000 Carlo BOTTIGLIERI Yamaha - TMT RACING

IDEAL LAP TIME : 3:02.997 BEST LAP TIME : 3:04.385 DIFFERENCE : 1.388

LAP	SECTOR 1	SECTOR 2	LAP TIME	MPH	DIFF	TIME OF DAY
1 -	2:03.280	1:01.105	***3:04.385 (1)***	***57.96***		***11:15:23.798***
2 -	2:03.941	***1:00.817***	3:04.758 (2)	57.84	0.373	11:18:28.556
3 -	2:03.959	1:04.756	3:08.715	56.63	4.330	11:21:37.271
4 -	***2:02.180***	1:03.854	3:06.034 (3)	57.45	1.649	11:24:43.305

Weather / Track : Bright / Dry

Snetterton 300
Circuit Length = 2.9689 miles
Start: 11:11 Flag 11:23 End: 11:26

BMCRC - MRO Championships 2017 - Rnd 10 @ Snetterton 300

BMCRC Rookie 600 & 1000

QUALIFYING - SECTOR ANALYSIS

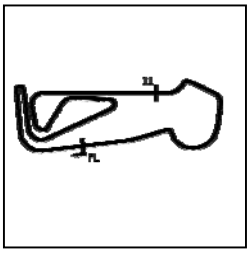

SECTOR 1 = FL to I1, SECTOR 2 = I1 to FL, DIFF = Difference To Personal Best Lap, P = Crossed Finish Line in Pit Lane, D = Time Disallowed

P28 27 1000 David FERGUSON Suzuki -

IDEAL LAP TIME : 3:04.946 BEST LAP TIME : 3:09.842 DIFFERENCE : 4.896

LAP	SECTOR 1	SECTOR 2	LAP TIME	MPH	DIFF	TIME OF DAY
1 -	2:18.260	1:04.184	3:22.444 **(2)**	52.79	12.602	11:15:52.324
2 -	2:06.452	***1:03.390***	***3:09.842*** **(1)**	***56.29***		***11:19:02.166***

Weather / Track : Bright / Dry

Snetterton 300
Circuit Length = 2.9689 miles
Start: 11:11 Flag 11:23 End: 11:26

BMCRC - MRO Championships 2017 - Rnd 10 @ Snetterton 300

BMCRC Rookie 600 & 1000

QUALIFYING - BEST SECTORS

SECTOR 1				SECTOR 2			IDEAL / BEST COMPARISON					
POS	NO	NAME	TIME	NO	NAME	TIME	POS	NO	NAME	IDEAL	BEST	DIFF
									PERFECT LAP	2:16.967		
1	43	CLARK	**1:31.277**	43	CLARK	**45.690**	1	43	CLARK	2:16.967	2:16.967	0.000
2	818	BARKER	**1:32.889**	818	BARKER	**46.896**	2	818	BARKER	2:19.785	2:20.304	0.519
3	40	PATMORE	**1:32.996**	40	PATMORE	**47.028**	3	40	PATMORE	2:20.024	2:20.444	0.420
4	5	WELFORD	**1:35.123**	5	WELFORD	**47.213**	4	5	WELFORD	2:22.336	2:23.669	1.333
5	26	HOPKINS	**1:35.430**	26	HOPKINS	**47.555**	5	26	HOPKINS	2:22.985	2:22.985	0.000
6	81	CROFT	**1:35.705**	12	BETSWORTH	**48.045**	6	81	CROFT	2:24.052	2:24.750	0.698
7	137	BACK	**1:35.964**	81	CROFT	**48.347**	7	137	BACK	2:24.432	2:25.583	1.151
8	144	NEWMAN	**1:36.722**	62	PATERSON	**48.388**	8	12	BETSWORTH	2:25.763	2:25.763	0.000
9	12	BETSWORTH	**1:37.718**	137	BACK	**48.468**	9	144	NEWMAN	2:26.220	2:28.503	2.283
10	10	PENRICE	**1:37.743**	10	PENRICE	**48.518**	10	10	PENRICE	2:26.261	2:26.261	0.000
11	62	PATERSON	**1:38.308**	101	WISKEN	**49.375**	11	62	PATERSON	2:26.696	2:26.975	0.279
12	126	CLACK	**1:38.367**	143	PRENDERGAST	**49.474**	12	101	WISKEN	2:28.396	2:29.693	1.297
13	101	WISKEN	**1:39.021**	144	NEWMAN	**49.498**	13	16	SHOTTON	2:29.805	2:29.805	0.000
14	16	SHOTTON	**1:39.457**	110	GUNN	**49.757**	14	110	GUNN	2:29.813	2:29.813	0.000
15	72	PRICE	**1:39.588**	35	MOORE	**50.023**	15	126	CLACK	2:29.981	2:30.155	0.174
16	110	GUNN	**1:40.056**	16	SHOTTON	**50.348**	16	72	PRICE	2:30.279	2:30.279	0.000
17	36	LYON	**1:40.131**	72	PRICE	**50.691**	17	36	LYON	2:30.914	2:30.914	0.000
18	222	EPPS	**1:40.351**	36	LYON	**50.783**	18	222	EPPS	2:31.998	2:31.998	0.000
19	6	FIRTH	**1:41.478**	31	SOUTHERNWOOD	**51.364**	19	113	WATSON	2:33.346	2:33.346	0.000
20	113	WATSON	**1:41.917**	113	WATSON	**51.429**	20	6	FIRTH	2:33.516	2:33.516	0.000
21	164	LENEHAN	**1:42.177**	164	LENEHAN	**51.507**	21	164	LENEHAN	2:33.684	2:33.684	0.000
22	31	SOUTHERNWOOD	**1:43.224**	126	CLACK	**51.614**	22	35	MOORE	2:33.909	2:33.909	0.000
23	35	MOORE	**1:43.886**	222	EPPS	**51.647**	23	31	SOUTHERNWOOD	2:34.588	2:34.588	0.000
24	119	HEALEY	**1:46.714**	119	HEALEY	**51.879**	24	119	HEALEY	2:38.593	2:38.593	0.000
25	48	TOAL	**1:48.469**	6	FIRTH	**52.038**	25	143	PRENDERGAST	2:40.078	2:40.078	0.000
26	143	PRENDERGAST	**1:50.604**	48	TOAL	**54.911**	26	48	TOAL	2:43.380	2:43.848	0.468
27	27	FERGUSON	**2:01.556**	3	BOTTIGLIERI	**1:00.817**	27	3	BOTTIGLIERI	3:02.997	3:04.385	1.388
28	3	BOTTIGLIERI	**2:02.180**	27	FERGUSON	**1:03.390**	28	27	FERGUSON	3:04.946	3:09.842	4.896
29												

Weather / Track : Bright / Dry

Snetterton 300
Circuit Length = 2.9689 miles
Start: 11:11 Flag 11:23 End: 11:26

Results can be found at www.tsl-timing.com

Printed - 11:27 Saturday, 07 October 2017

BMCRC - MRO Championships 2017 - Rnd 10 @ Snetterton 300

BMCRC Rookie 600 & 1000

RACE 7 - GRID (5 Laps)

ROW 12	1	1	34 27 David FERGUSON 3:09.842
ROW 11	33 3 Carlo BOTTIGLIERI 3:04.385	32 31 Dean SOUTHERNWOOD 2:34.588	31 35 Wayne MOORE 2:33.909
ROW 10	30 6 Andrew FIRTH 2:33.516	29 36 James LYON 2:30.914	28 110 Peter GUNN 2:29.813
ROW 9	27 10 Alex PENRICE 2:26.261	26 5 Dan WELFORD 2:23.669	25 40 Aiden PATMORE 2:20.444
ROW 8	24	23	22
ROW 7	21	20	19 32 Ben PERRY
ROW 6	18 48 Stew TOAL 2:43.848	17 143 Daire PRENDERGAST 2:40.078	16 119 Simon HEALEY 2:38.593
ROW 5	15 164 David LENEHAN 2:33.684	14 113 Alex WATSON 2:33.346	13 222 Matthew EPPS 2:31.998
ROW 4	12 72 Robert PRICE 2:30.279	11 126 Anthony CLACK 2:30.155	10 16 Ollie SHOTTON 2:29.805
ROW 3	9 101 Tom WISKEN 2:29.693	8 144 Tom NEWMAN 2:28.503	7 62 Charlie PATERSON 2:26.975
ROW 2	6 12 David BETSWORTH 2:25.763	5 137 Gavin BACK 2:25.583	4 81 Gary CROFT 2:24.750
ROW 1	3 26 Luke HOPKINS 2:22.985	2 818 Alex BARKER 2:20.304	1 43 Jon CLARK 2:16.967

Pole

Snetterton 300
Circuit Length = 2.9689 miles

These results are provisional until the conclusion of any judicial and technical matters.

Clerk Of Course :		Timekeeper :

Results can be found at www.tsl-timing.com

Printed - 11:36 Saturday, 07 October 2017

BMCRC - MRO Championships 2017 - Rnd 10 @ Snetterton 300

BMCRC Rookie 600 & 1000

RACE 7 - CLASSIFICATION

POS	NO	CL	PIC	NAME	ENTRY	LAPS	TIME	GAP	DIFF	MPH	BEST	ON
1	**26**	600	1	Luke HOPKINS	Yamaha - Mum - Zarra Hopkins	**5**	10:27.765			85.12	**2:03.182**	2
2	**43**	600	2	Jon CLARK	Triumph - RJC Motor Services	**5**	10:29.754	**1.989**	1.989	84.85	**2:04.163**	4
3	**144**	600	3	Tom NEWMAN	Triumph - Leeway Building Services & David Bedwe	**5**	10:31.520	**3.755**	1.766	84.62	**2:03.766**	5
4	**62**	600	4	Charlie PATERSON	Yamaha - Black Widow Exhausts/ TLSS (Total Loss	**5**	10:48.156	**20.391**	16.636	82.44	**2:06.044**	4
5	**16**	600	5	Ollie SHOTTON	Kawasaki -	**5**	10:49.724	**21.959**	1.568	82.25	**2:07.607**	5
6	**126**	600	6	Anthony CLACK	Suzuki -	**5**	10:58.621	**30.856**	8.897	81.13	**2:08.687**	4
7	**137**	600	7	Gavin BACK	Yamaha - C&G racing	**5**	10:58.942	**31.177**	0.321	81.10	**2:09.254**	5
8	**143**	600	8	Daire PRENDERGAST	Kawasaki - Emerald Plant Services	**5**	11:00.100	**32.335**	1.158	80.95	**2:09.440**	5
9	**101**	600	9	Tom WISKEN	Yamaha -	**5**	11:01.108	**33.343**	1.008	80.83	**2:09.787**	5
10	**81**	600	10	Gary CROFT	Yamaha - Big G Racing & Little e	**5**	11:01.132	**33.367**	0.024	80.83	**2:09.753**	5
11	**12**	600	11	David BETSWORTH	Yamaha - CONNECTIONS LETTING AGENCY, Ha	**5**	11:09.235	**41.470**	8.103	79.85	**2:09.552**	4
12	**40**	1000	1	Aiden PATMORE	Kawasaki - Dorset Bikes LTD	**5**	11:14.679	**46.914**	5.444	79.20	**2:01.388**	5
13	**222**	600	12	Matthew EPPS	Yamaha - M.E Vehicle Repairs	**5**	11:15.313	**47.548**	0.634	79.13	**2:12.707**	5
14	**10**	1000	2	Alex PENRICE	Yamaha - AP Motorcycles	**5**	11:15.356	**47.591**	0.043	79.12	**2:01.888**	5
15	**164**	600	13	David LENEHAN	Yamaha - Gradewell Plant & Haulage	**5**	11:15.511	**47.746**	0.155	79.11	**2:12.063**	3
16	**36**	1000	3	James LYON	Kawasaki -	**5**	11:22.749	**54.984**	7.238	78.27	**2:03.010**	4
17	**72**	600	14	Robert PRICE	Suzuki -	**5**	11:26.962	**59.197**	4.213	77.79	**2:11.812**	3
18	**35**	1000	4	Wayne MOORE	BMW -	**5**	11:27.404	**59.639**	0.442	77.74	**2:03.788**	4
19	**5**	1000	5	Dan WELFORD	Kawasaki - SEG Sussex Electric Gates	**5**	11:32.768	**1:05.003**	5.364	77.14	**2:04.251**	5
20	**110**	1000	6	Peter GUNN	BMW -	**5**	11:40.806	**1:13.041**	8.038	76.25	**2:06.388**	3
21	**113**	600	15	Alex WATSON	Yamaha -	**5**	11:48.163	**1:20.398**	7.357	75.46	**2:17.654**	5
22	**48**	600	16	Stew TOAL	Yamaha -	**5**	11:48.224	**1:20.459**	0.061	75.45	**2:18.019**	5
23	**31**	1000	7	Dean SOUTHERNWOOD	Kawasaki - DGS Plastering & Ks Autos	**5**	11:58.019	**1:30.254**	9.795	74.42	**2:09.315**	2
24	**27**	1000	8	David FERGUSON	Suzuki -	**4**	10:34.650	**1 Lap**	1 Lap	67.36	**2:21.222**	4
25	**6**	1000	9	Andrew FIRTH	Suzuki -	**4**	10:34.933	**1 Lap**	0.283	67.33	**2:21.638**	4
					NOT CLASSIFIED							
DNF	**818**	600		Alex BARKER	Yamaha - AAJ Barker Construction LTD	**1**	2:12.986	**4 Laps**	3 Laps	80.36		
DNF	**3**	1000		Carlo BOTTIGLIERI	Yamaha - TMT RACING	**0**						

FASTEST LAP

40	1000	Aiden PATMORE	Kawasaki - Dorset Bikes LTD	**5**	2:01.388	88.04 mph	141.70 kph
26	600	Luke HOPKINS	Yamaha - Mum - Zarra Hopkins	**2**	2:03.182	86.76 mph	139.63 kph

Class 600 - 90% of Race Speed = 76.60 mph
Class 1000 - 90% of Race Speed = 71.28 mph

Snetterton 300
Circuit Length = 2.9689 miles
Start: 15:09 Flag 15:20 End: 15:21

Weather / Track : Bright / Dry
These results are provisional until the conclusion of any judicial and technical matters.

Clerk Of Course :		Timekeeper :

Results can be found at www.tsl-timing.com

Printed - 15:23 Saturday, 07 October 2017

BMCRC - MRO Championships 2017 - Rnd 10 @ Snetterton 300

BMCRC Rookie 600 & 1000

RACE 7 - LAP CHART

LAP 1 @ 15:11:52.275

NO	BEHIND	LAP TIME
43		2:11.166
26	1.779	2:12.945
818	1.820	2:12.986
62	1.982	2:13.148
144	2.356	2:13.522
16	5.004	2:16.170
137	5.652	2:16.818
126	6.006	2:17.172
101	6.169	2:17.335
81	7.000	2:18.166
143	8.331	2:19.497
222	9.802	2:20.968
12	10.701	2:21.867
72	11.086	2:22.252
164	12.493	2:23.659
113	17.104	2:28.270
48	19.285	2:30.451
40	54.123	3:05.289
10	54.394	3:05.560
36	55.946	3:07.112
35	59.301	3:10.467
5	59.755	3:10.921
31	1:02.096	3:13.262
110	1:02.604	3:13.770
6	1:15.437	3:26.603
27	1:16.432	3:27.598

LAP 2 @ 15:13:57.236

NO	BEHIND	LAP TIME
26		2:03.182
43	0.471	2:05.432
144	3.509	2:06.114
16	8.711	2:08.668
137	11.571	2:10.880
62	12.158	2:15.137
101	12.418	2:11.210
126	12.765	2:11.720
81	13.504	2:11.465
143	13.807	2:10.437
222	17.932	2:13.091
12	19.764	2:14.024
72	21.457	2:15.332
164	22.047	2:14.515
113	33.938	2:21.795
48	34.676	2:20.352
40	52.119	2:02.957
10	52.188	2:02.755
36	55.693	2:04.708
35	58.448	2:04.108
5	1:01.183	2:06.389
110	1:04.699	2:07.056
31	1:06.450	2:09.315
6	1:33.532	2:23.056
27	1:34.842	2:23.371

LAP 3 @ 15:16:01.364

NO	BEHIND	LAP TIME
26		2:04.128
43	0.799	2:04.456
144	3.598	2:04.217
16	13.420	2:08.837
62	15.795	2:07.765
137	19.026	2:11.583
126	19.524	2:10.887
101	19.580	2:11.290
143	20.374	2:10.695
81	21.328	2:11.952
222	28.175	2:14.371
12	28.439	2:12.803
72	29.141	2:11.812
164	29.982	2:12.063
10	50.685	2:02.625
40	51.019	2:03.028
113	51.173	2:21.363
48	51.524	2:20.976
36	56.275	2:04.710
35	58.793	2:04.473
5	1:01.599	2:04.544
110	1:06.959	2:06.388
31	1:13.109	2:10.787
6	1:53.040	2:23.636
27	1:53.173	2:22.459

LAP 4 @ 15:18:05.610

NO	BEHIND	LAP TIME
26		2:04.246
43	0.716	2:04.163
144	3.253	2:03.901
62	17.593	2:06.044
16	17.616	2:08.442
126	23.965	2:08.687
137	25.187	2:10.407
143	26.159	2:10.031
101	26.820	2:11.486
81	26.878	2:09.796
12	33.745	2:09.552
72	37.610	2:12.715
222	38.105	2:14.176
164	38.300	2:12.564
40	48.790	2:02.017
10	48.967	2:02.528
36	55.039	2:03.010
35	58.335	2:03.788
5	1:04.016	2:06.663
48	1:05.704	2:18.426
113	1:06.008	2:19.081
110	1:09.804	2:07.091
31	1:20.770	2:11.907

LAP 5 @ 15:20:08.874

NO	BEHIND	LAP TIME
26		2:03.264
43	1.989	2:04.537
144	3.755	2:03.766
27	1 Lap	2:21.222
6	1 Lap	2:21.638
62	20.391	2:06.062
16	21.959	2:07.607
126	30.856	2:10.155
137	31.177	2:09.254
143	32.335	2:09.440
101	33.343	2:09.787
81	33.367	2:09.753
12	41.470	2:10.989
40	46.914	2:01.388
222	47.548	2:12.707
10	47.591	2:01.888
164	47.746	2:12.710
36	54.984	2:03.209
72	59.197	2:24.851
35	59.639	2:04.568
5	1:05.003	2:04.251
110	1:13.041	2:06.501
113	1:20.398	2:17.654
48	1:20.459	2:18.019
31	1:30.254	2:12.748

Weather / Track : Bright / Dry

Snetterton 300
Circuit Length = 2.9689 miles
Start: 15:09 Flag 15:20 End: 15:21

Results can be found at www.tsl-timing.com

Printed - 15:24 Saturday, 07 October 2017

BMCRC - MRO Championships 2017 - Rnd 10 @ Snetterton 300

BMCRC Rookie 600 & 1000

RACE 7 - SECTOR ANALYSIS

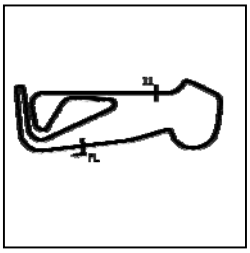

SECTOR 1 = FL to I1, SECTOR 2 = I1 to FL, DIFF = Difference To Personal Best Lap, P = Crossed Finish Line in Pit Lane, D = Time Disallowed

P1 26 600 Luke HOPKINS — Yamaha - Mum - Zarra Hopkins

IDEAL LAP TIME : 2:03.047 BEST LAP TIME : 2:03.182 DIFFERENCE : 0.135

LAP	SECTOR 1	SECTOR 2	LAP TIME	MPH	DIFF	TIME OF DAY
1 -		42.677	2:12.945	80.39	9.763	15:11:54.054
2 -	***1:21.571***	41.611	***2:03.182 (1)***	***86.76***		***15:13:57.236***
3 -	1:22.213	41.915	2:04.128 **(3)**	86.10	0.946	15:16:01.364
4 -	1:21.883	42.363	2:04.246	86.02	1.064	15:18:05.610
5 -	1:21.788	***41.476***	2:03.264 **(2)**	86.70	0.082	15:20:08.874

P2 43 600 Jon CLARK — Triumph - RJC Motor Services

IDEAL LAP TIME : 2:03.968 BEST LAP TIME : 2:04.163 DIFFERENCE : 0.195

LAP	SECTOR 1	SECTOR 2	LAP TIME	MPH	DIFF	TIME OF DAY
1 -		41.878	2:11.166	81.48	7.003	15:11:52.275
2 -	1:23.380	42.052	2:05.432	85.21	1.269	15:13:57.707
3 -	1:22.943	41.513	2:04.456 **(2)**	85.87	0.293	15:16:02.163
4 -	1:22.753	***41.410***	***2:04.163 (1)***	***86.08***		***15:18:06.326***
5 -	***1:22.558***	41.979	2:04.537 **(3)**	85.82	0.374	15:20:10.863

P3 144 600 Tom NEWMAN — Triumph - Leeway Building Services & David Bedwell and Partne

IDEAL LAP TIME : 2:03.033 BEST LAP TIME : 2:03.766 DIFFERENCE : 0.733

LAP	SECTOR 1	SECTOR 2	LAP TIME	MPH	DIFF	TIME OF DAY
1 -		42.432	2:13.522	80.04	9.756	15:11:54.631
2 -	1:23.638	42.476	2:06.114	84.74	2.348	15:14:00.745
3 -	1:22.602	41.615	2:04.217 **(3)**	86.04	0.451	15:16:04.962
4 -	1:22.602	***41.299***	2:03.901 **(2)**	86.26	0.135	15:18:08.863
5 -	***1:21.734***	42.032	***2:03.766 (1)***	***86.35***		***15:20:12.629***

P4 62 600 Charlie PATERSON — Yamaha - Black Widow Exhausts/ TLSS (Total Loss Settlement

IDEAL LAP TIME : 2:05.732 BEST LAP TIME : 2:06.044 DIFFERENCE : 0.312

LAP	SECTOR 1	SECTOR 2	LAP TIME	MPH	DIFF	TIME OF DAY
1 -		42.935	2:13.148	80.27	7.104	15:11:54.257
2 -	***1:23.639***	51.498	2:15.137	79.09	9.093	15:14:09.394
3 -	1:24.864	42.901	2:07.765 **(3)**	83.65	1.721	15:16:17.159
4 -	1:23.951	***42.093***	***2:06.044 (1)***	***84.79***		***15:18:23.203***
5 -	1:23.657	42.405	2:06.062 **(2)**	84.78	0.018	15:20:29.265

P5 16 600 Ollie SHOTTON — Kawasaki -

IDEAL LAP TIME : 2:07.607 BEST LAP TIME : 2:07.607 DIFFERENCE : 0.000

LAP	SECTOR 1	SECTOR 2	LAP TIME	MPH	DIFF	TIME OF DAY
1 -		43.313	2:16.170	78.49	8.563	15:11:57.279
2 -	1:25.223	43.445	2:08.668 **(3)**	83.06	1.061	15:14:05.947
3 -	1:25.293	43.544	2:08.837	82.95	1.230	15:16:14.784
4 -	1:24.925	43.517	2:08.442 **(2)**	83.21	0.835	15:18:23.226
5 -	***1:24.482***	***43.125***	***2:07.607 (1)***	***83.75***		***15:20:30.833***

P6 126 600 Anthony CLACK — Suzuki -

IDEAL LAP TIME : 2:08.687 BEST LAP TIME : 2:08.687 DIFFERENCE : 0.000

LAP	SECTOR 1	SECTOR 2	LAP TIME	MPH	DIFF	TIME OF DAY
1 -		43.675	2:17.172	77.91	8.485	15:11:58.281
2 -	1:27.312	44.408	2:11.720	81.14	3.033	15:14:10.001
3 -	1:26.656	44.231	2:10.887 **(3)**	81.65	2.200	15:16:20.888
4 -	***1:25.817***	***42.870***	***2:08.687 (1)***	***83.05***		***15:18:29.575***
5 -	1:26.436	43.719	2:10.155 **(2)**	82.11	1.468	15:20:39.730

P7 137 600 Gavin BACK — Yamaha - C&G racing

IDEAL LAP TIME : 2:09.254 BEST LAP TIME : 2:09.254 DIFFERENCE : 0.000

LAP	SECTOR 1	SECTOR 2	LAP TIME	MPH	DIFF	TIME OF DAY

Weather / Track : Bright / Dry

Snetterton 300
Circuit Length = 2.9689 miles
Start: 15:09 Flag 15:20 End: 15:21

BMCRC - MRO Championships 2017 - Rnd 10 @ Snetterton 300

BMCRC Rookie 600 & 1000

RACE 7 - SECTOR ANALYSIS

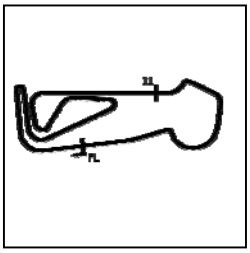

SECTOR 1 = FL to I1, SECTOR 2 = I1 to FL, DIFF = Difference To Personal Best Lap, P = Crossed Finish Line in Pit Lane, D = Time Disallowed

1 -		43.897	2:16.818		78.11	7.564	15:11:57.927
2 -	1:26.412	44.468	2:10.880	(3)	81.66	1.626	15:14:08.807
3 -	1:27.244	44.339	2:11.583		81.22	2.329	15:16:20.390
4 -	1:26.389	44.018	2:10.407	(2)	81.95	1.153	15:18:30.797
5 -	***1:26.174***	***43.080***	***2:09.254***	**(1)**	***82.69***		***15:20:40.051***

P8 143 600 Daire PRENDERGAST Kawasaki - Emerald Plant Services

IDEAL LAP TIME : 2:09.440 BEST LAP TIME : 2:09.440 DIFFERENCE : 0.000

LAP	SECTOR 1	SECTOR 2	LAP TIME		MPH	DIFF	TIME OF DAY
1 -		44.219	2:19.497		76.61	10.057	15:12:00.606
2 -	1:26.220	44.217	2:10.437	(3)	81.94	0.997	15:14:11.043
3 -	1:26.059	44.636	2:10.695		81.77	1.255	15:16:21.738
4 -	1:26.437	43.594	2:10.031	(2)	82.19	0.591	15:18:31.769
5 -	***1:25.903***	***43.537***	***2:09.440***	**(1)**	***82.57***		***15:20:41.209***

P9 101 600 Tom WISKEN Yamaha -

IDEAL LAP TIME : 2:09.454 BEST LAP TIME : 2:09.787 DIFFERENCE : 0.333

LAP	SECTOR 1	SECTOR 2	LAP TIME		MPH	DIFF	TIME OF DAY
1 -		43.943	2:17.335		77.82	7.548	15:11:58.444
2 -	***1:26.092***	45.118	2:11.210	(2)	81.45	1.423	15:14:09.654
3 -	1:26.802	44.488	2:11.290	(3)	81.40	1.503	15:16:20.944
4 -	1:26.707	44.779	2:11.486		81.28	1.699	15:18:32.430
5 -	1:26.425	***43.362***	***2:09.787***	**(1)**	***82.35***		***15:20:42.217***

P10 81 600 Gary CROFT Yamaha - Big G Racing & Little e

IDEAL LAP TIME : 2:08.965 BEST LAP TIME : 2:09.753 DIFFERENCE : 0.788

LAP	SECTOR 1	SECTOR 2	LAP TIME		MPH	DIFF	TIME OF DAY
1 -		43.488	2:18.166		77.35	8.413	15:11:59.275
2 -	1:26.980	44.485	2:11.465	(3)	81.29	1.712	15:14:10.740
3 -	1:27.620	44.332	2:11.952		80.99	2.199	15:16:22.692
4 -	***1:26.231***	43.565	2:09.796	(2)	82.34	0.043	15:18:32.488
5 -	1:27.019	***42.734***	***2:09.753***	**(1)**	***82.37***		***15:20:42.241***

P11 12 600 David BETSWORTH Yamaha - CONNECTIONS LETTING AGENCY, Haywards heat

IDEAL LAP TIME : 2:09.552 BEST LAP TIME : 2:09.552 DIFFERENCE : 0.000

LAP	SECTOR 1	SECTOR 2	LAP TIME		MPH	DIFF	TIME OF DAY
1 -		45.162	2:21.867		75.33	12.315	15:12:02.976
2 -	1:28.775	45.249	2:14.024		79.74	4.472	15:14:17.000
3 -	1:27.889	44.914	2:12.803	(3)	80.48	3.251	15:16:29.803
4 -	***1:25.966***	***43.586***	***2:09.552***	**(1)**	***82.50***		***15:18:39.355***
5 -	1:26.693	44.296	2:10.989	(2)	81.59	1.437	15:20:50.344

P12 40 1000 Aiden PATMORE Kawasaki - Dorset Bikes LTD

IDEAL LAP TIME : 2:01.055 BEST LAP TIME : 2:01.388 DIFFERENCE : 0.333

LAP	SECTOR 1	SECTOR 2	LAP TIME		MPH	DIFF	TIME OF DAY
1 -		41.258	3:05.289		57.68	1:03.901	15:12:46.398
2 -	1:21.449	41.508	2:02.957	(3)	86.92	1.569	15:14:49.355
3 -	1:21.008	42.020	2:03.028		86.87	1.640	15:16:52.383
4 -	1:21.170	***40.847***	2:02.017	(2)	87.59	0.629	15:18:54.400
5 -	***1:20.208***	41.180	***2:01.388***	**(1)**	***88.04***		***15:20:55.788***

P13 222 600 Matthew EPPS Yamaha - M.E Vehicle Repairs

IDEAL LAP TIME : 2:12.600 BEST LAP TIME : 2:12.707 DIFFERENCE : 0.107

LAP	SECTOR 1	SECTOR 2	LAP TIME		MPH	DIFF	TIME OF DAY
1 -		***44.894***	2:20.968		75.81	8.261	15:12:02.077
2 -	***1:27.706***	45.385	2:13.091	(2)	80.30	0.384	15:14:15.168
3 -	1:28.690	45.681	2:14.371		79.54	1.664	15:16:29.539
4 -	1:28.773	45.403	2:14.176	(3)	79.65	1.469	15:18:43.715

Weather / Track : Bright / Dry

Snetterton 300
Circuit Length = 2.9689 miles
Start: 15:09 Flag 15:20 End: 15:21

BMCRC - MRO Championships 2017 - Rnd 10 @ Snetterton 300

BMCRC Rookie 600 & 1000

RACE 7 - SECTOR ANALYSIS

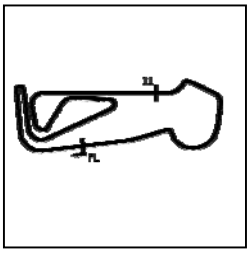

SECTOR 1 = FL to I1, SECTOR 2 = I1 to FL, DIFF = Difference To Personal Best Lap, P = Crossed Finish Line in Pit Lane, D = Time Disallowed

5 -	1:27.722	44.985	***2:12.707***	**(1)**	***80.53***	***15:20:56.422***

P14 10 1000 Alex PENRICE Yamaha - AP Motorcycles

IDEAL LAP TIME : 2:01.401 BEST LAP TIME : 2:01.888 DIFFERENCE : 0.487

LAP	SECTOR 1	SECTOR 2	LAP TIME		MPH	DIFF	TIME OF DAY
1 -		41.417	3:05.560		57.59	1:03.672	15:12:46.669
2 -	1:21.315	41.440	2:02.755		87.06	0.867	15:14:49.424
3 -	1:21.246	41.379	2:02.625	**(3)**	87.16	0.737	15:16:52.049
4 -	1:21.806	***40.722***	2:02.528	**(2)**	87.22	0.640	15:18:54.577
5 -	***1:20.679***	41.209	***2:01.888***	**(1)**	***87.68***		***15:20:56.465***

P15 164 600 David LENEHAN Yamaha - Gradewell Plant & Haulage

IDEAL LAP TIME : 2:11.536 BEST LAP TIME : 2:12.063 DIFFERENCE : 0.527

LAP	SECTOR 1	SECTOR 2	LAP TIME		MPH	DIFF	TIME OF DAY
1 -		45.951	2:23.659		74.39	11.596	15:12:04.768
2 -	1:29.472	45.043	2:14.515		79.45	2.452	15:14:19.283
3 -	1:28.098	***43.965***	***2:12.063***	**(1)**	***80.93***		***15:16:31.346***
4 -	***1:27.571***	44.993	2:12.564	**(2)**	80.62	0.501	15:18:43.910
5 -	1:28.299	44.411	2:12.710	**(3)**	80.53	0.647	15:20:56.620

P16 36 1000 James LYON Kawasaki -

IDEAL LAP TIME : 2:02.605 BEST LAP TIME : 2:03.010 DIFFERENCE : 0.405

LAP	SECTOR 1	SECTOR 2	LAP TIME		MPH	DIFF	TIME OF DAY
1 -		41.778	3:07.112		57.12	1:04.102	15:12:48.221
2 -	1:22.564	42.144	2:04.708	**(3)**	85.70	1.698	15:14:52.929
3 -	1:22.709	42.001	2:04.710		85.70	1.700	15:16:57.639
4 -	1:21.976	***41.034***	***2:03.010***	**(1)**	***86.88***		***15:19:00.649***
5 -	***1:21.571***	41.638	2:03.209	**(2)**	86.74	0.199	15:21:03.858

P17 72 600 Robert PRICE Suzuki -

IDEAL LAP TIME : 2:11.812 BEST LAP TIME : 2:11.812 DIFFERENCE : 0.000

LAP	SECTOR 1	SECTOR 2	LAP TIME		MPH	DIFF	TIME OF DAY
1 -		44.791	2:22.252		75.13	10.440	15:12:03.361
2 -	1:30.579	44.753	2:15.332	**(3)**	78.97	3.520	15:14:18.693
3 -	***1:27.110***	***44.702***	***2:11.812***	**(1)**	***81.08***		***15:16:30.505***
4 -	1:27.988	44.727	2:12.715	**(2)**	80.53	0.903	15:18:43.220
5 -	1:29.052	55.799	2:24.851		73.78	13.039	15:21:08.071

P18 35 1000 Wayne MOORE BMW -

IDEAL LAP TIME : 2:03.505 BEST LAP TIME : 2:03.788 DIFFERENCE : 0.283

LAP	SECTOR 1	SECTOR 2	LAP TIME		MPH	DIFF	TIME OF DAY
1 -		42.002	3:10.467		56.11	1:06.679	15:12:51.576
2 -	***1:22.428***	41.680	2:04.108	**(2)**	86.11	0.320	15:14:55.684
3 -	1:22.974	41.499	2:04.473	**(3)**	85.86	0.685	15:17:00.157
4 -	1:22.711	***41.077***	***2:03.788***	**(1)**	***86.34***		***15:19:03.945***
5 -	1:22.841	41.727	2:04.568		85.80	0.780	15:21:08.513

P19 5 1000 Dan WELFORD Kawasaki - SEG Sussex Electric Gates

IDEAL LAP TIME : 2:04.251 BEST LAP TIME : 2:04.251 DIFFERENCE : 0.000

LAP	SECTOR 1	SECTOR 2	LAP TIME		MPH	DIFF	TIME OF DAY
1 -		42.635	3:10.921		55.98	1:06.670	15:12:52.030
2 -	1:23.280	43.109	2:06.389	**(3)**	84.56	2.138	15:14:58.419
3 -	1:22.279	42.265	2:04.544	**(2)**	85.81	0.293	15:17:02.963
4 -	1:22.684	43.979	2:06.663		84.38	2.412	15:19:09.626
5 -	***1:22.193***	***42.058***	***2:04.251***	**(1)**	***86.02***		***15:21:13.877***

Weather / Track : Bright / Dry

Snetterton 300
Circuit Length = 2.9689 miles
Start: 15:09 Flag 15:20 End: 15:21

BMCRC - MRO Championships 2017 - Rnd 10 @ Snetterton 300

BMCRC Rookie 600 & 1000

RACE 7 - SECTOR ANALYSIS

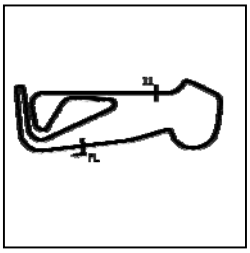

SECTOR 1 = FL to I1, SECTOR 2 = I1 to FL, DIFF = Difference To Personal Best Lap, P = Crossed Finish Line in Pit Lane, D = Time Disallowed

P20 110 1000 Peter GUNN BMW -

IDEAL LAP TIME : 2:05.957 BEST LAP TIME : 2:06.388 DIFFERENCE : 0.431

LAP	SECTOR 1	SECTOR 2	LAP TIME	MPH	DIFF	TIME OF DAY
1 -		47.095	3:13.770	55.15	1:07.382	15:12:54.879
2 -	1:24.276	42.780	2:07.056 (3)	84.12	0.668	15:15:01.935
3 -	***1:23.956***	42.432	***2:06.388 (1)***	***84.56***		***15:17:08.323***
4 -	1:24.336	42.755	2:07.091	84.09	0.703	15:19:15.414
5 -	1:24.500	***42.001***	2:06.501 (2)	84.49	0.113	15:21:21.915

P21 113 600 Alex WATSON Yamaha -

IDEAL LAP TIME : 2:17.654 BEST LAP TIME : 2:17.654 DIFFERENCE : 0.000

LAP	SECTOR 1	SECTOR 2	LAP TIME	MPH	DIFF	TIME OF DAY
1 -		47.706	2:28.270	72.08	10.616	15:12:09.379
2 -	1:33.927	47.868	2:21.795	75.37	4.141	15:14:31.174
3 -	1:33.542	47.821	2:21.363 (3)	75.60	3.709	15:16:52.537
4 -	1:32.854	46.227	2:19.081 (2)	76.84	1.427	15:19:11.618
5 -	***1:32.047***	***45.607***	***2:17.654 (1)***	***77.64***		***15:21:29.272***

P22 48 600 Stew TOAL Yamaha -

IDEAL LAP TIME : 2:18.019 BEST LAP TIME : 2:18.019 DIFFERENCE : 0.000

LAP	SECTOR 1	SECTOR 2	LAP TIME	MPH	DIFF	TIME OF DAY
1 -		47.599	2:30.451	71.04	12.432	15:12:11.560
2 -	1:32.894	47.458	2:20.352 (3)	76.15	2.333	15:14:31.912
3 -	1:33.506	47.470	2:20.976	75.81	2.957	15:16:52.888
4 -	1:31.467	46.959	2:18.426 (2)	77.21	0.407	15:19:11.314
5 -	***1:31.395***	***46.624***	***2:18.019 (1)***	***77.43***		***15:21:29.333***

P23 31 1000 Dean SOUTHERNWOOD Kawasaki - DGS Plastering & Ks Autos

IDEAL LAP TIME : 2:08.887 BEST LAP TIME : 2:09.315 DIFFERENCE : 0.428

LAP	SECTOR 1	SECTOR 2	LAP TIME	MPH	DIFF	TIME OF DAY
1 -		***43.274***	3:13.262	55.30	1:03.947	15:12:54.371
2 -	***1:25.613***	43.702	***2:09.315 (1)***	***82.65***		***15:15:03.686***
3 -	1:26.924	43.863	2:10.787 (2)	81.72	1.472	15:17:14.473
4 -	1:27.683	44.224	2:11.907 (3)	81.02	2.592	15:19:26.380
5 -	1:28.227	44.521	2:12.748	80.51	3.433	15:21:39.128

P24 27 1000 David FERGUSON Suzuki -

IDEAL LAP TIME : 2:20.159 BEST LAP TIME : 2:21.222 DIFFERENCE : 1.063

LAP	SECTOR 1	SECTOR 2	LAP TIME	MPH	DIFF	TIME OF DAY
1 -		48.910	3:27.598	51.48	1:06.376	15:13:08.707
2 -	1:34.514	48.857	2:23.371 (3)	74.54	2.149	15:15:32.078
3 -	***1:33.693***	48.766	2:22.459 (2)	75.02	1.237	15:17:54.537
4 -	1:34.756	***46.466***	***2:21.222 (1)***	***75.68***		***15:20:15.759***

P25 6 1000 Andrew FIRTH Suzuki -

IDEAL LAP TIME : 2:21.638 BEST LAP TIME : 2:21.638 DIFFERENCE : 0.000

LAP	SECTOR 1	SECTOR 2	LAP TIME	MPH	DIFF	TIME OF DAY
1 -		48.649	3:26.603	51.73	1:04.965	15:13:07.712
2 -	1:34.713	48.343	2:23.056 (2)	74.71	1.418	15:15:30.768
3 -	1:34.400	49.236	2:23.636 (3)	74.41	1.998	15:17:54.404
4 -	***1:33.516***	***48.122***	***2:21.638 (1)***	***75.46***		***15:20:16.042***

P26 818 600 Alex BARKER Yamaha - AAJ Barker Construction LTD

IDEAL LAP TIME : 2:06.731 BEST LAP TIME : DIFFERENCE :

LAP	SECTOR 1	SECTOR 2	LAP TIME	MPH	DIFF	TIME OF DAY
1 -		***42.929***	2:12.986	80.36		15:11:54.095

Weather / Track : Bright / Dry

Snetterton 300
Circuit Length = 2.9689 miles
Start: 15:09 Flag 15:20 End: 15:21

BMCRC - MRO Championships 2017 - Rnd 10 @ Snetterton 300

BMCRC Rookie 600 & 1000

RACE 7 - BEST SECTORS

SECTOR 1

POS	NO	NAME	TIME
1	40	PATMORE	**1:20.208**
2	10	PENRICE	**1:20.679**
3	26	HOPKINS	**1:21.571**
4	36	LYON	**1:21.571**
5	144	NEWMAN	**1:21.734**
6	5	WELFORD	**1:22.193**
7	35	MOORE	**1:22.428**
8	43	CLARK	**1:22.558**
9	62	PATERSON	**1:23.639**
10	818	BARKER	**1:23.802**
11	110	GUNN	**1:23.956**
12	16	SHOTTON	**1:24.482**
13	31	SOUTHERNWOOD	**1:25.613**
14	126	CLACK	**1:25.817**
15	143	PRENDERGAST	**1:25.903**
16	12	BETSWORTH	**1:25.966**
17	101	WISKEN	**1:26.092**
18	137	BACK	**1:26.174**
19	81	CROFT	**1:26.231**
20	72	PRICE	**1:27.110**
21	164	LENEHAN	**1:27.571**
22	222	EPPS	**1:27.706**
23	48	TOAL	**1:31.395**
24	113	WATSON	**1:32.047**
25	6	FIRTH	**1:33.516**
26	27	FERGUSON	**1:33.693**
27			

SECTOR 2

NO	NAME	TIME
10	PENRICE	**40.722**
40	PATMORE	**40.847**
36	LYON	**41.034**
35	MOORE	**41.077**
144	NEWMAN	**41.299**
43	CLARK	**41.410**
26	HOPKINS	**41.476**
110	GUNN	**42.001**
5	WELFORD	**42.058**
62	PATERSON	**42.093**
81	CROFT	**42.734**
126	CLACK	**42.870**
818	BARKER	**42.929**
137	BACK	**43.080**
16	SHOTTON	**43.125**
31	SOUTHERNWOOD	**43.274**
101	WISKEN	**43.362**
143	PRENDERGAST	**43.537**
12	BETSWORTH	**43.586**
164	LENEHAN	**43.965**
72	PRICE	**44.702**
222	EPPS	**44.894**
113	WATSON	**45.607**
27	FERGUSON	**46.466**
48	TOAL	**46.624**
6	FIRTH	**48.122**

IDEAL / BEST COMPARISON

			IDEAL	BEST	DIFF
		PERFECT LAP	2:00.930		
1	40	PATMORE	2:01.055	2:01.388	0.333
2	10	PENRICE	2:01.401	2:01.888	0.487
3	36	LYON	2:02.605	2:03.010	0.405
4	144	NEWMAN	2:03.033	2:03.766	0.733
5	26	HOPKINS	2:03.047	2:03.182	0.135
6	35	MOORE	2:03.505	2:03.788	0.283
7	43	CLARK	2:03.968	2:04.163	0.195
8	5	WELFORD	2:04.251	2:04.251	0.000
9	62	PATERSON	2:05.732	2:06.044	0.312
10	110	GUNN	2:05.957	2:06.388	0.431
11	818	BARKER	2:06.731		
12	16	SHOTTON	2:07.607	2:07.607	0.000
13	126	CLACK	2:08.687	2:08.687	0.000
14	31	SOUTHERNWOOD	2:08.887	2:09.315	0.428
15	81	CROFT	2:08.965	2:09.753	0.788
16	137	BACK	2:09.254	2:09.254	0.000
17	143	PRENDERGAST	2:09.440	2:09.440	0.000
18	101	WISKEN	2:09.454	2:09.787	0.333
19	12	BETSWORTH	2:09.552	2:09.552	0.000
20	164	LENEHAN	2:11.536	2:12.063	0.527
21	72	PRICE	2:11.812	2:11.812	0.000
22	222	EPPS	2:12.600	2:12.707	0.107
23	113	WATSON	2:17.654	2:17.654	0.000
24	48	TOAL	2:18.019	2:18.019	0.000
25	27	FERGUSON	2:20.159	2:21.222	1.063
26	6	FIRTH	2:21.638	2:21.638	0.000

Weather / Track : Bright / Dry

Snetterton 300
Circuit Length = 2.9689 miles
Start: 15:09 Flag 15:20 End: 15:21

Results can be found at www.tsl-timing.com

Printed - 15:23 Saturday, 07 October 2017

BMCRC - MRO Championships 2017 - Rnd 10 @ Snetterton 300

BMCRC Rookie 600 & 1000

RACE 15 - GRID (5 Laps) - AMENDED

ROW 11	1	1	31 3 Carlo BOTTIGLIERI
ROW 10	30 6 Andrew FIRTH 2:21.638	29 27 David FERGUSON 2:21.222	28 31 Dean SOUTHERNWOOD 2:09.315
ROW 9	27 110 Peter GUNN 2:06.388	26 5 Dan WELFORD 2:04.251	25 35 Wayne MOORE 2:03.788
ROW 8	24 36 James LYON 2:03.010	23 10 Alex PENRICE 2:01.888	22 40 Aiden PATMORE 2:01.388
ROW 7	21	20	19
ROW 6	18 32 Ben PERRY	17 119 Simon HEALEY	16 818 Alex BARKER
ROW 5	15 48 Stew TOAL 2:18.019	14 113 Alex WATSON 2:17.654	13 222 Matthew EPPS 2:12.707
ROW 4	12 164 David LENEHAN 2:12.063	11 72 Robert PRICE 2:11.812	10 101 Tom WISKEN 2:09.787
ROW 3	9 81 Gary CROFT 2:09.753	8 12 David BETSWORTH 2:09.552	7 143 Daire PRENDERGAST 2:09.440
ROW 2	6 137 Gavin BACK 2:09.254	5 126 Anthony CLACK 2:08.687	4 16 Ollie SHOTTON 2:07.607
ROW 1	3 62 Charlie PATERSON 2:06.044	2 43 Jon CLARK 2:04.163	1 144 Tom NEWMAN 2:03.766

Pole

Snetterton 300
Circuit Length = 2.9689 miles

These results are provisional until the conclusion of any judicial and technical matters.

Clerk Of Course :		Timekeeper :

Results can be found at www.tsl-timing.com

Printed - 15:52 Saturday, 07 October 2017

BMCRC - MRO Championships 2017 - Rnd 10 @ Snetterton 300

BMCRC Rookie 600 & 1000

RACE 15 - CLASSIFICATION

POS	NO	CL	PIC	NAME	ENTRY	LAPS	TIME	GAP	DIFF	MPH	BEST	ON
1	**62**	600	1	Charlie PATERSON	Yamaha - Black Widow Exhausts/ TLSS (Total Loss	**4**	10:01.360			71.09	**2:28.415**	3
2	**101**	600	2	Tom WISKEN	Yamaha -	**4**	10:09.013	**7.653**	7.653	70.19	**2:29.327**	3
3	**2**	600	3	Toby TRUNDLE	Triumph - Going Spare Auto Care - Brentwood	**4**	10:15.859	**14.499**	6.846	69.41	**2:29.435**	3
4	**222**	600	4	Matthew EPPS	Yamaha - M.E Vehicle Repairs	**4**	10:17.920	**16.560**	2.061	69.18	**2:31.543**	2
5	**137**	600	5	Gavin BACK	Yamaha - C&G racing	**4**	10:18.118	**16.758**	0.198	69.16	**2:29.279**	3
6	**16**	600	6	Ollie SHOTTON	Kawasaki -	**4**	10:18.695	**17.335**	0.577	69.10	**2:31.086**	3
7	**164**	600	7	David LENEHAN	Yamaha - Gradewell Plant & Haulage	**4**	10:22.407	**21.047**	3.712	68.68	**2:29.767**	4
8	**113**	600	8	Alex WATSON	Yamaha -	**4**	10:23.543	**22.183**	1.136	68.56	**2:30.037**	4
9	**126**	600	9	Anthony CLACK	Suzuki -	**4**	10:32.951	**31.591**	9.408	67.54	**2:36.148**	3
10	**143**	600	10	Daire PRENDERGAST	Kawasaki - Emerald Plant Services	**4**	10:33.130	**31.770**	0.179	67.52	**2:35.110**	3
11	**5**	1000	1	Dan WELFORD	Kawasaki - SEG Sussex Electric Gates	**4**	10:38.786	**37.426**	5.656	66.92	**2:19.607**	4
12	**110**	1000	2	Peter GUNN	BMW -	**4**	10:45.777	**44.417**	6.991	66.20	**2:22.350**	2
13	**10**	1000	3	Alex PENRICE	Yamaha - AP Motorcycles	**4**	11:06.615	**1:05.255**	20.838	64.13	**2:27.055**	4
14	**40**	1000	4	Aiden PATMORE	Kawasaki - Dorset Bikes LTD	**4**	11:08.504	**1:07.144**	1.889	63.95	**2:26.988**	3
15	**6**	1000	5	Andrew FIRTH	Suzuki -	**4**	11:33.804	**1:32.444**	25.300	61.62	**2:31.645**	4
16	**36**	1000	6	James LYON	Kawasaki -	**4**	11:34.152	**1:32.792**	0.348	61.58	**2:32.623**	4
					NOT CLASSIFIED							
DNF	**72**	600		Robert PRICE	Suzuki -	**3**	7:49.297	**1 Lap**	1 Lap	68.32	**2:30.664**	3
DNF	**12**	600		David BETSWORTH	Yamaha - CONNECTIONS LETTING AGENCY, Ha	**0**						
DNF	**31**	1000		Dean SOUTHERNWOOD	Kawasaki - DGS Plastering & Ks Autos	**0**						

FASTEST LAP

5	1000	Dan WELFORD	Kawasaki - SEG Sussex Electric Gates	**4**	2:19.607	76.55 mph	123.20 kph
62	600	Charlie PATERSON	Yamaha - Black Widow Exhausts/ TLSS (Total Loss	**3**	2:28.415	72.01 mph	115.89 kph

Class 600 - 90% of Race Speed = 63.98 mph
Class 1000 - 90% of Race Speed = 60.22 mph

Snetterton 300
Circuit Length = 2.9689 miles
Start: 09:44 Flag 09:54 End: 09:55

Weather / Track : Cloudy / Wet
These results are provisional until the conclusion of any judicial and technical matters.

Clerk Of Course :		Timekeeper :

Results can be found at www.tsl-timing.com

Printed - 09:56 Sunday, 08 October 2017

BMCRC - MRO Championships 2017 - Rnd 10 @ Snetterton 300

BMCRC Rookie 600 & 1000

RACE 15 - LAP CHART

LAP 1 @ 09:46:40.042

NO	BEHIND	LAP TIME
62		2:34.664
101	3.679	2:38.343
222	5.012	2:39.676
126	6.772	2:41.436
137	6.869	2:41.533
16	7.488	2:42.152
2	8.347	2:43.011
72	9.155	2:43.819
164	9.464	2:44.128
143	9.931	2:44.595
113	10.803	2:45.467
110	1:02.129	3:36.793
5	1:02.938	3:37.602
10	1:09.368	3:44.032
40	1:10.676	3:45.340
36	1:16.475	3:51.139
6	1:19.358	3:54.022

LAP 2 @ 09:49:08.851

NO	BEHIND	LAP TIME
62		2:28.809
101	4.890	2:30.020
222	7.746	2:31.543
16	11.282	2:32.603
2	13.182	2:33.644
137	13.616	2:35.556
164	14.856	2:34.201
126	15.025	2:37.062
72	15.160	2:34.814
113	16.028	2:34.034
143	16.750	2:35.628
110	55.670	2:22.350
5	55.902	2:21.773
10	1:08.001	2:27.442
40	1:10.552	2:28.685
36	1:22.578	2:34.912
6	1:25.566	2:35.017

LAP 3 @ 09:51:37.266

NO	BEHIND	LAP TIME
62		2:28.415
101	5.802	2:29.327
222	13.419	2:34.088
16	13.953	2:31.086
2	14.202	2:29.435
137	14.480	2:29.279
72	17.409	2:30.664
164	20.752	2:34.311
113	21.618	2:34.005
126	22.758	2:36.148
143	23.445	2:35.110
5	47.291	2:19.804
110	49.691	2:22.436
10	1:07.672	2:28.086
40	1:09.125	2:26.988
36	1:29.641	2:35.478
6	1:30.271	2:33.120

LAP 4 @ 09:54:06.738

NO	BEHIND	LAP TIME
62		2:29.472
101	7.653	2:31.323
2	14.499	2:29.769
222	16.560	2:32.613
137	16.758	2:31.750
16	17.335	2:32.854
164	21.047	2:29.767
113	22.183	2:30.037
126	31.591	2:38.305
143	31.770	2:37.797
5	37.426	2:19.607
110	44.417	2:24.198
10	1:05.255	2:27.055
40	1:07.144	2:27.491
6	1:32.444	2:31.645
36	1:32.792	2:32.623

Weather / Track : Cloudy / Wet

Snetterton 300
Circuit Length = 2.9689 miles
Start: 09:44 Flag 09:54 End: 09:55

Results can be found at www.tsl-timing.com

Printed - 09:58 Sunday, 08 October 2017

BMCRC - MRO Championships 2017 - Rnd 10 @ Snetterton 300

BMCRC Rookie 600 & 1000

RACE 15 - SECTOR ANALYSIS

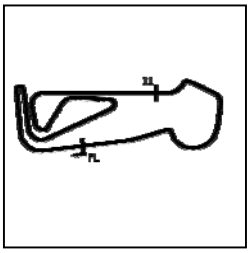

SECTOR 1 = FL to I1, SECTOR 2 = I1 to FL, DIFF = Difference To Personal Best Lap, P = Crossed Finish Line in Pit Lane, D = Time Disallowed

P1 62 600 Charlie PATERSON Yamaha - Black Widow Exhausts/ TLSS (Total Loss Settlement

IDEAL LAP TIME : 2:28.124 BEST LAP TIME : 2:28.415 DIFFERENCE : 0.291

LAP	SECTOR 1	SECTOR 2	LAP TIME	MPH	DIFF	TIME OF DAY
1 -		49.584	2:34.664	69.10	6.249	09:46:40.042
2 -	1:39.140	49.669	2:28.809 (2)	71.82	0.394	09:49:08.851
3 -	***1:38.806***	49.609	***2:28.415 (1)***	***72.01***		***09:51:37.266***
4 -	1:40.154	***49.318***	2:29.472 (3)	71.50	1.057	09:54:06.738

P2 101 600 Tom WISKEN Yamaha -

IDEAL LAP TIME : 2:29.069 BEST LAP TIME : 2:29.327 DIFFERENCE : 0.258

LAP	SECTOR 1	SECTOR 2	LAP TIME	MPH	DIFF	TIME OF DAY
1 -		***50.359***	2:38.343	67.49	9.016	09:46:43.721
2 -	1:39.496	50.524	2:30.020 (2)	71.24	0.693	09:49:13.741
3 -	***1:38.710***	50.617	***2:29.327 (1)***	***71.57***		***09:51:43.068***
4 -	1:39.920	51.403	2:31.323 (3)	70.63	1.996	09:54:14.391

P3 2 600 Toby TRUNDLE Triumph - Going Spare Auto Care - Brentwood

IDEAL LAP TIME : 2:28.678 BEST LAP TIME : 2:29.435 DIFFERENCE : 0.757

LAP	SECTOR 1	SECTOR 2	LAP TIME	MPH	DIFF	TIME OF DAY
1 -		52.450	2:43.011	65.56	13.576	09:46:48.389
2 -	1:41.840	51.804	2:33.644 (3)	69.56	4.209	09:49:22.033
3 -	***1:38.544***	50.891	***2:29.435 (1)***	***71.52***		***09:51:51.468***
4 -	1:39.635	***50.134***	2:29.769 (2)	71.36	0.334	09:54:21.237

P4 222 600 Matthew EPPS Yamaha - M.E Vehicle Repairs

IDEAL LAP TIME : 2:31.098 BEST LAP TIME : 2:31.543 DIFFERENCE : 0.445

LAP	SECTOR 1	SECTOR 2	LAP TIME	MPH	DIFF	TIME OF DAY
1 -		***51.059***	2:39.676	66.93	8.133	09:46:45.054
2 -	***1:40.039***	51.504	***2:31.543 (1)***	***70.52***		***09:49:16.597***
3 -	1:42.335	51.753	2:34.088 (3)	69.36	2.545	09:51:50.685
4 -	1:41.380	51.233	2:32.613 (2)	70.03	1.070	09:54:23.298

P5 137 600 Gavin BACK Yamaha - C&G racing

IDEAL LAP TIME : 2:29.279 BEST LAP TIME : 2:29.279 DIFFERENCE : 0.000

LAP	SECTOR 1	SECTOR 2	LAP TIME	MPH	DIFF	TIME OF DAY
1 -		51.741	2:41.533	66.16	12.254	09:46:46.911
2 -	1:43.479	52.077	2:35.556 (3)	68.70	6.277	09:49:22.467
3 -	***1:39.434***	***49.845***	***2:29.279 (1)***	***71.59***		***09:51:51.746***
4 -	1:40.597	51.153	2:31.750 (2)	70.43	2.471	09:54:23.496

P6 16 600 Ollie SHOTTON Kawasaki -

IDEAL LAP TIME : 2:30.100 BEST LAP TIME : 2:31.086 DIFFERENCE : 0.986

LAP	SECTOR 1	SECTOR 2	LAP TIME	MPH	DIFF	TIME OF DAY
1 -		51.709	2:42.152	65.91	11.066	09:46:47.530
2 -	1:41.557	51.046	2:32.603 (2)	70.03	1.517	09:49:20.133
3 -	***1:39.301***	51.785	***2:31.086 (1)***	***70.74***		***09:51:51.219***
4 -	1:42.055	***50.799***	2:32.854 (3)	69.92	1.768	09:54:24.073

P7 164 600 David LENEHAN Yamaha - Gradewell Plant & Haulage

IDEAL LAP TIME : 2:29.767 BEST LAP TIME : 2:29.767 DIFFERENCE : 0.000

LAP	SECTOR 1	SECTOR 2	LAP TIME	MPH	DIFF	TIME OF DAY
1 -		52.645	2:44.128	65.12	14.361	09:46:49.506
2 -	1:41.635	52.566	2:34.201 (2)	69.31	4.434	09:49:23.707
3 -	1:42.868	51.443	2:34.311 (3)	69.26	4.544	09:51:58.018
4 -	***1:38.993***	***50.774***	***2:29.767 (1)***	***71.36***		***09:54:27.785***

Weather / Track : Cloudy / Wet

Snetterton 300
Circuit Length = 2.9689 miles
Start: 09:44 Flag 09:54 End: 09:55

BMCRC - MRO Championships 2017 - Rnd 10 @ Snetterton 300

BMCRC Rookie 600 & 1000

RACE 15 - SECTOR ANALYSIS

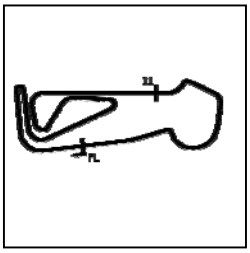

SECTOR 1 = FL to I1, SECTOR 2 = I1 to FL, DIFF = Difference To Personal Best Lap, P = Crossed Finish Line in Pit Lane, D = Time Disallowed

P8 113 600 Alex WATSON Yamaha -

IDEAL LAP TIME : 2:30.037 BEST LAP TIME : 2:30.037 DIFFERENCE : 0.000

LAP	SECTOR 1	SECTOR 2	LAP TIME	MPH	DIFF	TIME OF DAY
1 -		52.266	2:45.467	64.59	15.430	09:46:50.845
2 -	1:41.645	52.389	2:34.034 (3)	69.38	3.997	09:49:24.879
3 -	1:42.709	51.296	2:34.005 (2)	69.40	3.968	09:51:58.884
4 -	***1:39.125***	***50.912***	***2:30.037 (1)***	***71.23***		***09:54:28.921***

P9 126 600 Anthony CLACK Suzuki -

IDEAL LAP TIME : 2:34.604 BEST LAP TIME : 2:36.148 DIFFERENCE : 1.544

LAP	SECTOR 1	SECTOR 2	LAP TIME	MPH	DIFF	TIME OF DAY
1 -		***51.656***	2:41.436	66.20	5.288	09:46:46.814
2 -	1:43.403	53.659	2:37.062 (2)	68.05	0.914	09:49:23.876
3 -	***1:42.948***	53.200	***2:36.148 (1)***	***68.44***		***09:52:00.024***
4 -	1:44.369	53.936	2:38.305 (3)	67.51	2.157	09:54:38.329

P10 143 600 Daire PRENDERGAST Kawasaki - Emerald Plant Services

IDEAL LAP TIME : 2:35.110 BEST LAP TIME : 2:35.110 DIFFERENCE : 0.000

LAP	SECTOR 1	SECTOR 2	LAP TIME	MPH	DIFF	TIME OF DAY
1 -		52.481	2:44.595	64.93	9.485	09:46:49.973
2 -	1:43.045	52.583	2:35.628 (2)	68.67	0.518	09:49:25.601
3 -	***1:42.976***	***52.134***	***2:35.110 (1)***	***68.90***		***09:52:00.711***
4 -	1:44.091	53.706	2:37.797 (3)	67.73	2.687	09:54:38.508

P11 5 1000 Dan WELFORD Kawasaki - SEG Sussex Electric Gates

IDEAL LAP TIME : 2:19.563 BEST LAP TIME : 2:19.607 DIFFERENCE : 0.044

LAP	SECTOR 1	SECTOR 2	LAP TIME	MPH	DIFF	TIME OF DAY
1 -		47.416	3:37.602	49.11	1:17.995	09:47:42.980
2 -	1:34.349	47.424	2:21.773 (3)	75.38	2.166	09:50:04.753
3 -	***1:32.381***	47.423	2:19.804 (2)	76.45	0.197	09:52:24.557
4 -	1:32.425	***47.182***	***2:19.607 (1)***	***76.55***		***09:54:44.164***

P12 110 1000 Peter GUNN BMW -

IDEAL LAP TIME : 2:21.737 BEST LAP TIME : 2:22.350 DIFFERENCE : 0.613

LAP	SECTOR 1	SECTOR 2	LAP TIME	MPH	DIFF	TIME OF DAY
1 -		***46.966***	3:36.793	49.30	1:14.443	09:47:42.171
2 -	1:34.964	47.386	***2:22.350 (1)***	***75.08***		***09:50:04.521***
3 -	***1:34.771***	47.665	2:22.436 (2)	75.03	0.086	09:52:26.957
4 -	1:34.945	49.253	2:24.198 (3)	74.12	1.848	09:54:51.155

P13 10 1000 Alex PENRICE Yamaha - AP Motorcycles

IDEAL LAP TIME : 2:26.861 BEST LAP TIME : 2:27.055 DIFFERENCE : 0.194

LAP	SECTOR 1	SECTOR 2	LAP TIME	MPH	DIFF	TIME OF DAY
1 -		50.737	3:44.032	47.70	1:16.977	09:47:49.410
2 -	1:37.894	***49.548***	2:27.442 (2)	72.49	0.387	09:50:16.852
3 -	1:37.893	50.193	2:28.086 (3)	72.17	1.031	09:52:44.938
4 -	***1:37.313***	49.742	***2:27.055 (1)***	***72.68***		***09:55:11.993***

P14 40 1000 Aiden PATMORE Kawasaki - Dorset Bikes LTD

IDEAL LAP TIME : 2:26.465 BEST LAP TIME : 2:26.988 DIFFERENCE : 0.523

LAP	SECTOR 1	SECTOR 2	LAP TIME	MPH	DIFF	TIME OF DAY
1 -		50.486	3:45.340	47.43	1:18.352	09:47:50.718
2 -	1:38.784	49.901	2:28.685 (3)	71.88	1.697	09:50:19.403
3 -	1:37.786	***49.202***	***2:26.988 (1)***	***72.71***		***09:52:46.391***
4 -	***1:37.263***	50.228	2:27.491 (2)	72.46	0.503	09:55:13.882

Weather / Track : Cloudy / Wet

Snetterton 300
Circuit Length = 2.9689 miles
Start: 09:44 Flag 09:54 End: 09:55

BMCRC - MRO Championships 2017 - Rnd 10 @ Snetterton 300

BMCRC Rookie 600 & 1000

RACE 15 - SECTOR ANALYSIS

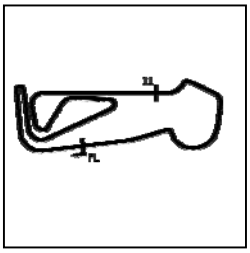

SECTOR 1 = FL to I1, SECTOR 2 = I1 to FL, DIFF = Difference To Personal Best Lap, P = Crossed Finish Line in Pit Lane, D = Time Disallowed

P15 6 1000 Andrew FIRTH Suzuki -

IDEAL LAP TIME : 2:31.645 BEST LAP TIME : 2:31.645 DIFFERENCE : 0.000

LAP	SECTOR 1	SECTOR 2	LAP TIME	MPH	DIFF	TIME OF DAY
1 -		53.582	3:54.022	45.67	1:22.377	09:47:59.400
2 -	1:43.353	51.664	2:35.017 **(3)**	68.94	3.372	09:50:34.417
3 -	1:42.015	51.105	2:33.120 **(2)**	69.80	1.475	09:53:07.537
4 -	***1:41.202***	***50.443***	***2:31.645*** **(1)**	***70.48***		***09:55:39.182***

P16 36 1000 James LYON Kawasaki -

IDEAL LAP TIME : 2:32.623 BEST LAP TIME : 2:32.623 DIFFERENCE : 0.000

LAP	SECTOR 1	SECTOR 2	LAP TIME	MPH	DIFF	TIME OF DAY
1 -		52.156	3:51.139	46.24	1:18.516	09:47:56.517
2 -	1:43.625	51.287	2:34.912 **(2)**	68.99	2.289	09:50:31.429
3 -	1:43.564	51.914	2:35.478 **(3)**	68.74	2.855	09:53:06.907
4 -	***1:41.870***	***50.753***	***2:32.623*** **(1)**	***70.02***		***09:55:39.530***

P17 72 600 Robert PRICE Suzuki -

IDEAL LAP TIME : 2:30.497 BEST LAP TIME : 2:30.664 DIFFERENCE : 0.167

LAP	SECTOR 1	SECTOR 2	LAP TIME	MPH	DIFF	TIME OF DAY
1 -		51.868	2:43.819	65.24	13.155	09:46:49.197
2 -	1:42.029	52.785	2:34.814 **(2)**	69.03	4.150	09:49:24.011
3 -	1:39.921	***50.743***	***2:30.664*** **(1)**	***70.93***		***09:51:54.675***

Weather / Track : Cloudy / Wet

Snetterton 300
Circuit Length = 2.9689 miles
Start: 09:44 Flag 09:54 End: 09:55

BMCRC - MRO Championships 2017 - Rnd 10 @ Snetterton 300

BMCRC Rookie 600 & 1000

RACE 15 - BEST SECTORS

SECTOR 1				SECTOR 2			IDEAL / BEST COMPARISON					
POS	NO	NAME	TIME	NO	NAME	TIME	POS	NO	NAME	IDEAL	BEST	DIFF
									PERFECT LAP	2:19.347		
1	5	WELFORD	**1:32.381**	110	GUNN	**46.966**	1	5	WELFORD	2:19.563	2:19.607	0.044
2	110	GUNN	**1:34.771**	5	WELFORD	**47.182**	2	110	GUNN	2:21.737	2:22.350	0.613
3	40	PATMORE	**1:37.263**	40	PATMORE	**49.202**	3	40	PATMORE	2:26.465	2:26.988	0.523
4	10	PENRICE	**1:37.313**	62	PATERSON	**49.318**	4	10	PENRICE	2:26.861	2:27.055	0.194
5	2	TRUNDLE	**1:38.544**	10	PENRICE	**49.548**	5	62	PATERSON	2:28.124	2:28.415	0.291
6	101	WISKEN	**1:38.710**	137	BACK	**49.845**	6	2	TRUNDLE	2:28.678	2:29.435	0.757
7	62	PATERSON	**1:38.806**	2	TRUNDLE	**50.134**	7	101	WISKEN	2:29.069	2:29.327	0.258
8	164	LENEHAN	**1:38.993**	101	WISKEN	**50.359**	8	137	BACK	2:29.279	2:29.279	0.000
9	113	WATSON	**1:39.125**	6	FIRTH	**50.443**	9	164	LENEHAN	2:29.767	2:29.767	0.000
10	16	SHOTTON	**1:39.301**	72	PRICE	**50.743**	10	113	WATSON	2:30.037	2:30.037	0.000
11	137	BACK	**1:39.434**	36	LYON	**50.753**	11	16	SHOTTON	2:30.100	2:31.086	0.986
12	72	PRICE	**1:39.754**	164	LENEHAN	**50.774**	12	72	PRICE	2:30.497	2:30.664	0.167
13	222	EPPS	**1:40.039**	16	SHOTTON	**50.799**	13	222	EPPS	2:31.098	2:31.543	0.445
14	6	FIRTH	**1:41.202**	113	WATSON	**50.912**	14	6	FIRTH	2:31.645	2:31.645	0.000
15	36	LYON	**1:41.870**	222	EPPS	**51.059**	15	36	LYON	2:32.623	2:32.623	0.000
16	126	CLACK	**1:42.948**	126	CLACK	**51.656**	16	126	CLACK	2:34.604	2:36.148	1.544
17	143	PRENDERGAST	**1:42.976**	143	PRENDERGAST	**52.134**	17	143	PRENDERGAST	2:35.110	2:35.110	0.000
18												
19												

Weather / Track : Cloudy / Wet

Snetterton 300
Circuit Length = 2.9689 miles
Start: 09:44 Flag 09:54 End: 09:55

Results can be found at www.tsl-timing.com

Printed - 09:57 Sunday, 08 October 2017

BMCRC - MRO Championships 2017 - Rnd 10 @ Snetterton 300

BMCRC Rookie 600 & 1000

RACE 7 - GRID (7 Laps)

ROW 12	1	1	34 3 Carlo BOTTIGLIERI
ROW 11	33 27 David FERGUSON	32 35 Wayne MOORE	31 31 Dean SOUTHERNWOOD
ROW 10	30 36 James LYON 2:32.623	29 6 Andrew FIRTH 2:31.645	28 10 Alex PENRICE 2:27.055
ROW 9	27 40 Aiden PATMORE 2:26.988	26 110 Peter GUNN 2:22.350	25 5 Dan WELFORD 2:19.607
ROW 8	24	23	22
ROW 7	21	20	19 81 Gary CROFT
ROW 6	18 32 Ben PERRY	17 119 Simon HEALEY	16 818 Alex BARKER
ROW 5	15 48 Stew TOAL	14 43 Jon CLARK	13 144 Tom NEWMAN
ROW 4	12 12 David BETSWORTH	11 126 Anthony CLACK 2:36.148	10 143 Daire PRENDERGAST 2:35.110
ROW 3	9 222 Matthew EPPS 2:31.543	8 16 Ollie SHOTTON 2:31.086	7 72 Robert PRICE 2:30.664
ROW 2	6 113 Alex WATSON 2:30.037	5 164 David LENEHAN 2:29.767	4 2 Toby TRUNDLE 2:29.435
ROW 1	3 101 Tom WISKEN 2:29.327	2 137 Gavin BACK 2:29.279	1 62 Charlie PATERSON 2:28.415

Pole

Snetterton 300
Circuit Length = 2.9689 miles

These results are provisional until the conclusion of any judicial and technical matters.

Clerk Of Course :		Timekeeper :

Results can be found at www.tsl-timing.com

Printed - 10:04 Sunday, 08 October 2017

BMCRC - MRO Championships 2017 - Rnd 10 @ Snetterton 300

BMCRC Rookie 600 & 1000

RACE 7 - CLASSIFICATION

POS	NO	CL	PIC	NAME	ENTRY	LAPS	TIME	GAP	DIFF	MPH	BEST	ON
1	**2**	600	1	Toby TRUNDLE	Triumph - Going Spare Auto Care - Brentwood	**4**	8:42.770			81.78	**2:07.774**	2
2	**101**	600	2	Tom WISKEN	Yamaha -	**4**	8:46.420	**3.650**	3.650	81.21	**2:09.084**	2
3	**16**	600	3	Ollie SHOTTON	Kawasaki -	**4**	8:46.515	**3.745**	0.095	81.19	**2:08.556**	3
4	**126**	600	4	Anthony CLACK	Suzuki -	**4**	8:47.063	**4.293**	0.548	81.11	**2:09.647**	4
5	**143**	600	5	Daire PRENDERGAST	Kawasaki - Emerald Plant Services	**4**	8:50.000	**7.230**	2.937	80.66	**2:08.815**	4
6	**137**	600	6	Gavin BACK	Yamaha - C&G racing	**4**	8:50.816	**8.046**	0.816	80.54	**2:09.290**	3
7	**222**	600	7	Matthew EPPS	Yamaha - M.E Vehicle Repairs	**4**	9:09.592	**26.822**	18.776	77.78	**2:14.022**	2
8	**36**	1000	1	James LYON	Kawasaki -	**4**	9:14.397	**31.627**	4.805	77.11	**2:01.336**	4
9	**110**	1000	2	Peter GUNN	BMW -	**4**	9:14.577	**31.807**	0.180	77.08	**2:01.078**	4
10	**5**	1000	3	Dan WELFORD	Kawasaki - SEG Sussex Electric Gates	**4**	9:23.463	**40.693**	8.886	75.87	**2:04.031**	2
11	**35**	1000	4	Wayne MOORE	BMW -	**4**	9:24.113	**41.343**	0.650	75.78	**2:03.958**	3
12	**113**	600	8	Alex WATSON	Yamaha -	**4**	9:37.929	**55.159**	13.816	73.97	**2:20.707**	4
13	**164**	600	9	David LENEHAN	Yamaha - Gradewell Plant & Haulage	**4**	9:43.279	**1:00.509**	5.350	73.29	**2:22.359**	2
14	**6**	1000	5	Andrew FIRTH	Suzuki -	**4**	10:29.411	**1:46.641**	46.132	67.92	**2:19.516**	4
15	**27**	1000	6	David FERGUSON	Suzuki -	**4**	10:29.531	**1:46.761**	0.120	67.91	**2:18.954**	4

NOT CLASSIFIED

DNF	**62**	600		Charlie PATERSON	Yamaha - Black Widow Exhausts/ TLSS (Total Loss	**1**	2:18.863	**3 Laps**	3 Laps	76.96		
DNF	**72**	600		Robert PRICE	Suzuki -	**0**						
DQ	**81 ***	600		Gary CROFT	Yamaha - Big G Racing & Little e	**0**						

FASTEST LAP

110	1000	Peter GUNN	BMW -	**4**	2:01.078	88.27 mph	142.06 kph
2	600	Toby TRUNDLE	Triumph - Going Spare Auto Care - Brentwood	**2**	2:07.774	83.64 mph	134.61 kph

No 81 - Disqualified from race result, failing post-race technical
Class 600 - 90% of Race Speed = 73.60 mph
Class 1000 - 90% of Race Speed = 69.39 mph

Snetterton 300
Circuit Length = 2.9689 miles
Start: 13:24 Flag 13:32 End: 13:34

Weather / Track : Bright / Dry
These results are provisional until the conclusion of any judicial and technical matters.

Clerk Of Course :		Timekeeper :

Results can be found at www.tsl-timing.com

Printed - 13:46 Sunday, 08 October 2017

BMCRC - MRO Championships 2017 - Rnd 10 @ Snetterton 300

BMCRC Rookie 600 & 1000

RACE 7 - LAP CHART

LAP 1		@ 13:26:24.545
NO	BEHIND	LAP TIME
101		2:17.341
137	0.152	2:17.493
126	0.417	2:17.758
62	1.522	2:18.863
2	1.689	2:19.030
143	2.104	2:19.445
16	2.626	2:19.967
81	8.139	2:25.480
222	8.249	2:25.590
164	11.628	2:28.969
113	15.451	2:32.792
110	50.370	3:07.711
36	51.221	3:08.562
5	52.520	3:09.861
35	52.825	3:10.166
6	1:10.035	3:27.376
27	1:10.937	3:28.278

LAP 2		@ 13:28:33.629
NO	BEHIND	LAP TIME
101		2:09.084
2	0.379	2:07.774
126	0.985	2:09.652
137	1.639	2:10.571
16	2.491	2:08.949
143	5.469	2:12.449
81	10.707	2:11.652
222	13.187	2:14.022
164	24.903	2:22.359
113	29.418	2:23.051
110	43.599	2:02.313
36	44.044	2:01.907
5	47.467	2:04.031
35	47.838	2:04.097
6	1:22.719	2:21.768
27	1:23.503	2:21.650

LAP 3		@ 13:30:41.898
NO	BEHIND	LAP TIME
2		2:07.890
101	1.608	2:09.877
137	2.660	2:09.290
126	2.722	2:10.006
16	2.778	2:08.556
143	6.491	2:09.291
81	13.631	2:11.193
222	19.657	2:14.739
36	38.367	2:02.592
110	38.805	2:03.475
164	42.154	2:25.520
113	42.528	2:21.379
5	43.409	2:04.211
35	43.527	2:03.958
6	1:35.201	2:20.751
27	1:35.883	2:20.649

LAP 4		@ 13:32:49.974
NO	BEHIND	LAP TIME
2		2:08.076
101	3.650	2:10.118
16	3.745	2:09.043
126	4.293	2:09.647
143	7.230	2:08.815
137	8.046	2:13.462
81	18.730	2:13.175
222	26.822	2:15.241
36	31.627	2:01.336
110	31.807	2:01.078
5	40.693	2:05.360
35	41.343	2:05.892
113	55.159	2:20.707
164	1:00.509	2:26.431
6	1:46.641	2:19.516
27	1:46.761	2:18.954

Weather / Track : Bright / Dry

Snetterton 300
Circuit Length = 2.9689 miles
Start: 13:24 Flag 13:32 End: 13:34

Results can be found at www.tsl-timing.com

Printed - 13:36 Sunday, 08 October 2017

BMCRC - MRO Championships 2017 - Rnd 10 @ Snetterton 300

BMCRC Rookie 600 & 1000

RACE 7 - SECTOR ANALYSIS

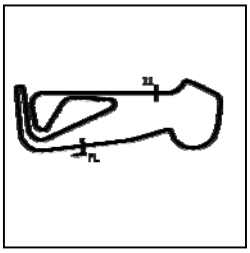

SECTOR 1 = FL to I1, SECTOR 2 = I1 to FL, DIFF = Difference To Personal Best Lap, P = Crossed Finish Line in Pit Lane, D = Time Disallowed

P1 2 600 Toby TRUNDLE — Triumph - Going Spare Auto Care - Brentwood

IDEAL LAP TIME : 2:07.462 BEST LAP TIME : 2:07.774 DIFFERENCE : 0.312

LAP	SECTOR 1	SECTOR 2	LAP TIME		MPH	DIFF	TIME OF DAY
1 -		43.797	2:19.030		76.87	11.256	13:26:26.234
2 -	***1:24.556***	43.218	***2:07.774***	**(1)**	***83.64***		***13:28:34.008***
3 -	1:24.610	43.280	2:07.890	**(2)**	83.57	0.116	13:30:41.898
4 -	1:25.170	***42.906***	2:08.076	**(3)**	83.45	0.302	13:32:49.974

P2 101 600 Tom WISKEN — Yamaha -

IDEAL LAP TIME : 2:09.084 BEST LAP TIME : 2:09.084 DIFFERENCE : 0.000

LAP	SECTOR 1	SECTOR 2	LAP TIME		MPH	DIFF	TIME OF DAY
1 -		43.741	2:17.341		77.82	8.257	13:26:24.545
2 -	***1:25.728***	***43.356***	***2:09.084***	**(1)**	***82.79***		***13:28:33.629***
3 -	1:26.417	43.460	2:09.877	**(2)**	82.29	0.793	13:30:43.506
4 -	1:26.410	43.708	2:10.118	**(3)**	82.14	1.034	13:32:53.624

P3 16 600 Ollie SHOTTON — Kawasaki -

IDEAL LAP TIME : 2:07.937 BEST LAP TIME : 2:08.556 DIFFERENCE : 0.619

LAP	SECTOR 1	SECTOR 2	LAP TIME		MPH	DIFF	TIME OF DAY
1 -		43.840	2:19.967		76.36	11.411	13:26:27.171
2 -	1:25.939	***43.010***	2:08.949	**(2)**	82.88	0.393	13:28:36.120
3 -	***1:24.927***	43.629	***2:08.556***	**(1)**	***83.13***		***13:30:44.676***
4 -	1:25.815	43.228	2:09.043	**(3)**	82.82	0.487	13:32:53.719

P4 126 600 Anthony CLACK — Suzuki -

IDEAL LAP TIME : 2:09.133 BEST LAP TIME : 2:09.647 DIFFERENCE : 0.514

LAP	SECTOR 1	SECTOR 2	LAP TIME		MPH	DIFF	TIME OF DAY
1 -		***43.486***	2:17.758		77.58	8.111	13:26:24.962
2 -	***1:25.647***	44.005	2:09.652	**(2)**	82.43	0.005	13:28:34.614
3 -	1:25.741	44.265	2:10.006	**(3)**	82.21	0.359	13:30:44.620
4 -	1:25.717	43.930	***2:09.647***	**(1)**	***82.43***		***13:32:54.267***

P5 143 600 Daire PRENDERGAST — Kawasaki - Emerald Plant Services

IDEAL LAP TIME : 2:08.704 BEST LAP TIME : 2:08.815 DIFFERENCE : 0.111

LAP	SECTOR 1	SECTOR 2	LAP TIME		MPH	DIFF	TIME OF DAY
1 -		***43.731***	2:19.445		76.64	10.630	13:26:26.649
2 -	1:28.271	44.178	2:12.449	**(3)**	80.69	3.634	13:28:39.098
3 -	1:25.502	43.789	2:09.291	**(2)**	82.66	0.476	13:30:48.389
4 -	***1:24.973***	43.842	***2:08.815***	**(1)**	***82.97***		***13:32:57.204***

P6 137 600 Gavin BACK — Yamaha - C&G racing

IDEAL LAP TIME : 2:08.737 BEST LAP TIME : 2:09.290 DIFFERENCE : 0.553

LAP	SECTOR 1	SECTOR 2	LAP TIME		MPH	DIFF	TIME OF DAY
1 -		***43.525***	2:17.493		77.73	8.203	13:26:24.697
2 -	1:26.540	44.031	2:10.571	**(2)**	81.85	1.281	13:28:35.268
3 -	1:25.276	44.014	***2:09.290***	**(1)**	***82.66***		***13:30:44.558***
4 -	***1:25.212***	48.250	2:13.462	**(3)**	80.08	4.172	13:32:58.020

P7 81 600 Gary CROFT — Yamaha - Big G Racing & Little e

IDEAL LAP TIME : 2:11.193 BEST LAP TIME : 2:11.193 DIFFERENCE : 0.000

LAP	SECTOR 1	SECTOR 2	LAP TIME		MPH	DIFF	TIME OF DAY
1 -		46.137	2:25.480		73.46	14.287	13:26:32.684
2 -	1:26.902	44.750	2:11.652	**(2)**	81.18	0.459	13:28:44.336
3 -	***1:26.627***	***44.566***	***2:11.193***	**(1)**	***81.46***		***13:30:55.529***
4 -	1:26.828	46.347	2:13.175	**(3)**	80.25	1.982	13:33:08.704

Weather / Track : Bright / Dry

Snetterton 300
Circuit Length = 2.9689 miles
Start: 13:24 Flag 13:32 End: 13:34

BMCRC - MRO Championships 2017 - Rnd 10 @ Snetterton 300

BMCRC Rookie 600 & 1000

RACE 7 - SECTOR ANALYSIS

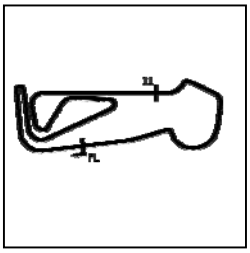

SECTOR 1 = FL to I1, SECTOR 2 = I1 to FL, DIFF = Difference To Personal Best Lap, P = Crossed Finish Line in Pit Lane, D = Time Disallowed

P8 222 600 Matthew EPPS Yamaha - M.E Vehicle Repairs

IDEAL LAP TIME : 2:14.022 BEST LAP TIME : 2:14.022 DIFFERENCE : 0.000

LAP	SECTOR 1	SECTOR 2	LAP TIME	MPH	DIFF	TIME OF DAY
1 -		47.052	2:25.590	73.41	11.568	13:26:32.794
2 -	***1:28.278***	***45.744***	***2:14.022 (1)***	***79.74***		***13:28:46.816***
3 -	1:28.704	46.035	2:14.739 **(2)**	79.32	0.717	13:31:01.555
4 -	1:29.497	***45.744***	2:15.241 **(3)**	79.02	1.219	13:33:16.796

P9 36 1000 James LYON Kawasaki -

IDEAL LAP TIME : 2:01.336 BEST LAP TIME : 2:01.336 DIFFERENCE : 0.000

LAP	SECTOR 1	SECTOR 2	LAP TIME	MPH	DIFF	TIME OF DAY
1 -		41.523	3:08.562	56.68	1:07.226	13:27:15.766
2 -	1:20.884	41.023	2:01.907 **(2)**	87.67	0.571	13:29:17.673
3 -	1:20.706	41.886	2:02.592 **(3)**	87.18	1.256	13:31:20.265
4 -	***1:20.482***	***40.854***	***2:01.336 (1)***	***88.08***		***13:33:21.601***

P10 110 1000 Peter GUNN BMW -

IDEAL LAP TIME : 2:01.078 BEST LAP TIME : 2:01.078 DIFFERENCE : 0.000

LAP	SECTOR 1	SECTOR 2	LAP TIME	MPH	DIFF	TIME OF DAY
1 -		41.806	3:07.711	56.93	1:06.633	13:27:14.915
2 -	1:21.371	40.942	2:02.313 **(2)**	87.38	1.235	13:29:17.228
3 -	1:21.565	41.910	2:03.475 **(3)**	86.56	2.397	13:31:20.703
4 -	***1:20.302***	***40.776***	***2:01.078 (1)***	***88.27***		***13:33:21.781***

P11 5 1000 Dan WELFORD Kawasaki - SEG Sussex Electric Gates

IDEAL LAP TIME : 2:03.695 BEST LAP TIME : 2:04.031 DIFFERENCE : 0.336

LAP	SECTOR 1	SECTOR 2	LAP TIME	MPH	DIFF	TIME OF DAY
1 -		42.066	3:09.861	56.29	1:05.830	13:27:17.065
2 -	***1:21.959***	42.072	***2:04.031 (1)***	***86.17***		***13:29:21.096***
3 -	1:22.475	***41.736***	2:04.211 **(2)**	86.04	0.180	13:31:25.307
4 -	1:22.712	42.648	2:05.360 **(3)**	85.25	1.329	13:33:30.667

P12 35 1000 Wayne MOORE BMW -

IDEAL LAP TIME : 2:03.317 BEST LAP TIME : 2:03.958 DIFFERENCE : 0.641

LAP	SECTOR 1	SECTOR 2	LAP TIME	MPH	DIFF	TIME OF DAY
1 -		***41.196***	3:10.166	56.20	1:06.208	13:27:17.370
2 -	***1:22.121***	41.976	2:04.097 **(2)**	86.12	0.139	13:29:21.467
3 -	1:22.243	41.715	***2:03.958 (1)***	***86.22***		***13:31:25.425***
4 -	1:24.350	41.542	2:05.892 **(3)**	84.89	1.934	13:33:31.317

P13 113 600 Alex WATSON Yamaha -

IDEAL LAP TIME : 2:20.707 BEST LAP TIME : 2:20.707 DIFFERENCE : 0.000

LAP	SECTOR 1	SECTOR 2	LAP TIME	MPH	DIFF	TIME OF DAY
1 -		48.913	2:32.792	69.95	12.085	13:26:39.996
2 -	1:35.071	47.980	2:23.051 **(3)**	74.71	2.344	13:29:03.047
3 -	1:33.827	47.552	2:21.379 **(2)**	75.59	0.672	13:31:24.426
4 -	***1:33.424***	***47.283***	***2:20.707 (1)***	***75.95***		***13:33:45.133***

P14 164 600 David LENEHAN Yamaha - Gradewell Plant & Haulage

IDEAL LAP TIME : 2:20.775 BEST LAP TIME : 2:22.359 DIFFERENCE : 1.584

LAP	SECTOR 1	SECTOR 2	LAP TIME	MPH	DIFF	TIME OF DAY
1 -		***46.876***	2:28.969	71.74	6.610	13:26:36.173
2 -	***1:33.899***	48.460	***2:22.359 (1)***	***75.07***		***13:28:58.532***
3 -	1:35.972	49.548	2:25.520 **(2)**	73.44	3.161	13:31:24.052
4 -	1:36.350	50.081	2:26.431 **(3)**	72.99	4.072	13:33:50.483

Weather / Track : Bright / Dry

Snetterton 300
Circuit Length = 2.9689 miles
Start: 13:24 Flag 13:32 End: 13:34

BMCRC - MRO Championships 2017 - Rnd 10 @ Snetterton 300

BMCRC Rookie 600 & 1000

RACE 7 - SECTOR ANALYSIS

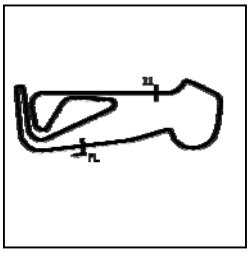

SECTOR 1 = FL to I1, SECTOR 2 = I1 to FL, DIFF = Difference To Personal Best Lap, P = Crossed Finish Line in Pit Lane, D = Time Disallowed

P15 6 1000 Andrew FIRTH Suzuki -

IDEAL LAP TIME : 2:19.516 BEST LAP TIME : 2:19.516 DIFFERENCE : 0.000

LAP	SECTOR 1	SECTOR 2	LAP TIME	MPH	DIFF	TIME OF DAY
1 -		49.246	3:27.376	51.53	1:07.860	13:27:34.580
2 -	1:33.731	48.037	2:21.768 **(3)**	75.39	2.252	13:29:56.348
3 -	1:33.162	47.589	2:20.751 **(2)**	75.93	1.235	13:32:17.099
4 -	***1:32.253***	***47.263***	***2:19.516*** **(1)**	***76.60***		***13:34:36.615***

P16 27 1000 David FERGUSON Suzuki -

IDEAL LAP TIME : 2:18.954 BEST LAP TIME : 2:18.954 DIFFERENCE : 0.000

LAP	SECTOR 1	SECTOR 2	LAP TIME	MPH	DIFF	TIME OF DAY
1 -		49.711	3:28.278	51.31	1:09.324	13:27:35.482
2 -	1:33.713	47.937	2:21.650 **(3)**	75.45	2.696	13:29:57.132
3 -	1:33.300	47.349	2:20.649 **(2)**	75.99	1.695	13:32:17.781
4 -	***1:31.852***	***47.102***	***2:18.954*** **(1)**	***76.91***		***13:34:36.735***

P17 62 600 Charlie PATERSON Yamaha - Black Widow Exhausts/ TLSS (Total Loss Settlement

IDEAL LAP TIME : 2:12.764 BEST LAP TIME : DIFFERENCE :

LAP	SECTOR 1	SECTOR 2	LAP TIME	MPH	DIFF	TIME OF DAY
1 -		***44.022***	2:18.863	76.96		13:26:26.067

Weather / Track : Bright / Dry

Snetterton 300
Circuit Length = 2.9689 miles
Start: 13:24 Flag 13:32 End: 13:34

BMCRC - MRO Championships 2017 - Rnd 10 @ Snetterton 300

BMCRC Rookie 600 & 1000

RACE 7 - BEST SECTORS

SECTOR 1				SECTOR 2			IDEAL / BEST COMPARISON					
POS	NO	NAME	TIME	NO	NAME	TIME	POS	NO	NAME	IDEAL	BEST	DIFF
									PERFECT LAP	2:01.078		
1	110	GUNN	**1:20.302**	110	GUNN	**40.776**	1	110	GUNN	2:01.078	2:01.078	0.000
2	36	LYON	**1:20.482**	36	LYON	**40.854**	2	36	LYON	2:01.336	2:01.336	0.000
3	5	WELFORD	**1:21.959**	35	MOORE	**41.196**	3	35	MOORE	2:03.317	2:03.958	0.641
4	35	MOORE	**1:22.121**	5	WELFORD	**41.736**	4	5	WELFORD	2:03.695	2:04.031	0.336
5	2	TRUNDLE	**1:24.556**	2	TRUNDLE	**42.906**	5	2	TRUNDLE	2:07.462	2:07.774	0.312
6	16	SHOTTON	**1:24.927**	16	SHOTTON	**43.010**	6	16	SHOTTON	2:07.937	2:08.556	0.619
7	143	PRENDERGAST	**1:24.973**	101	WISKEN	**43.356**	7	143	PRENDERGAST	2:08.704	2:08.815	0.111
8	137	BACK	**1:25.212**	126	CLACK	**43.486**	8	137	BACK	2:08.737	2:09.290	0.553
9	126	CLACK	**1:25.647**	137	BACK	**43.525**	9	101	WISKEN	2:09.084	2:09.084	0.000
10	101	WISKEN	**1:25.728**	143	PRENDERGAST	**43.731**	10	126	CLACK	2:09.133	2:09.647	0.514
11	81	CROFT	**1:26.627**	62	PATERSON	**44.022**	11	81	CROFT	2:11.193	2:11.193	0.000
12	222	EPPS	**1:28.278**	81	CROFT	**44.566**	12	62	PATERSON	2:12.764		
13	62	PATERSON	**1:28.742**	222	EPPS	**45.744**	13	222	EPPS	2:14.022	2:14.022	0.000
14	27	FERGUSON	**1:31.852**	164	LENEHAN	**46.876**	14	27	FERGUSON	2:18.954	2:18.954	0.000
15	6	FIRTH	**1:32.253**	27	FERGUSON	**47.102**	15	6	FIRTH	2:19.516	2:19.516	0.000
16	113	WATSON	**1:33.424**	6	FIRTH	**47.263**	16	113	WATSON	2:20.707	2:20.707	0.000
17	164	LENEHAN	**1:33.899**	113	WATSON	**47.283**	17	164	LENEHAN	2:20.775	2:22.359	1.584
18												

Weather / Track : Bright / Dry

Snetterton 300
Circuit Length = 2.9689 miles
Start: 13:24 Flag 13:32 End: 13:34

Results can be found at www.tsl-timing.com

Printed - 13:36 Sunday, 08 October 2017

BMCRC - MRO Championships 2017 - Rnd 10 @ Snetterton 300

BMCRC Rookie 600 & 1000

RACE 16 - GRID (5 Laps)

ROW 12	1	1	34 3 Carlo BOTTIGLIERI
ROW 11	33 31 Dean SOUTHERNWOOD	32 10 Alex PENRICE	31 40 Aiden PATMORE
ROW 10	30 6 Andrew FIRTH 2:19.516	29 27 David FERGUSON 2:18.954	28 5 Dan WELFORD 2:04.031
ROW 9	27 35 Wayne MOORE 2:03.958	26 36 James LYON 2:01.336	25 110 Peter GUNN 2:01.078
ROW 8	24	23	22
ROW 7	21	20	19 32 Ben PERRY
ROW 6	18 119 Simon HEALEY	17 818 Alex BARKER	16 48 Stew TOAL
ROW 5	15 43 Jon CLARK	14 144 Tom NEWMAN	13 12 David BETSWORTH
ROW 4	12 81 Gary CROFT	11 72 Robert PRICE	10 62 Charlie PATERSON
ROW 3	9 164 David LENEHAN 2:22.359	8 113 Alex WATSON 2:20.707	7 222 Matthew EPPS 2:14.022
ROW 2	6 126 Anthony CLACK 2:09.647	5 137 Gavin BACK 2:09.290	4 101 Tom WISKEN 2:09.084
ROW 1	3 143 Daire PRENDERGAST 2:08.815	2 16 Ollie SHOTTON 2:08.556	1 2 Toby TRUNDLE 2:07.774

Pole

Snetterton 300
Circuit Length = 2.9689 miles

These results are provisional until the conclusion of any judicial and technical matters.

Clerk Of Course :		Timekeeper :

Results can be found at www.tsl-timing.com

Printed - 13:47 Sunday, 08 October 2017

BMCRC - MRO Championships 2017 - Rnd 10 @ Snetterton 300

BMCRC Rookie 600 & 1000

RACE 16 - CLASSIFICATION

POS	NO	CL	PIC	NAME	ENTRY	LAPS	TIME	GAP	DIFF	MPH	BEST	ON
1	**43**	600	1	Jon CLARK	Triumph - RJC Motor Services	**5**	10:39.199			83.60	**2:05.041**	5
2	**2**	600	2	Toby TRUNDLE	Triumph - Going Spare Auto Care - Brentwood	**5**	10:42.335	**3.136**	3.136	83.19	**2:05.756**	4
3	**143**	600	3	Daire PRENDERGAST	Kawasaki - Emerald Plant Services	**5**	10:45.395	**6.196**	3.060	82.80	**2:06.903**	5
4	**62**	600	4	Charlie PATERSON	Yamaha - Black Widow Exhausts/ TLSS (Total Loss	**5**	10:57.294	**18.095**	11.899	81.30	**2:08.806**	4
5	**126**	600	5	Anthony CLACK	Suzuki -	**5**	10:57.469	**18.270**	0.175	81.28	**2:09.411**	4
6	**16**	600	6	Ollie SHOTTON	Kawasaki -	**5**	10:58.001	**18.802**	0.532	81.21	**2:08.639**	4
7	**101**	600	7	Tom WISKEN	Yamaha -	**5**	11:02.508	**23.309**	4.507	80.66	**2:09.801**	5
8	**137**	600	8	Gavin BACK	Yamaha - C&G racing	**5**	11:02.568	**23.369**	0.060	80.65	**2:09.027**	3
9	**81**	600	9	Gary CROFT	Yamaha - Big G Racing & Little e	**5**	11:03.161	**23.962**	0.593	80.58	**2:09.364**	2
10	**72**	600	10	Robert PRICE	Suzuki -	**5**	11:18.474	**39.275**	15.313	78.76	**2:12.626**	4
11	**110**	1000	1	Peter GUNN	BMW -	**5**	11:23.093	**43.894**	4.619	78.23	**2:01.975**	2
12	**36**	1000	2	James LYON	Kawasaki -	**5**	11:24.053	**44.854**	0.960	78.12	**2:02.055**	4
13	**164**	600	11	David LENEHAN	Yamaha - Gradewell Plant & Haulage	**5**	11:28.149	**48.950**	4.096	77.65	**2:14.895**	5
14	**222**	600	12	Matthew EPPS	Yamaha - M.E Vehicle Repairs	**5**	11:28.683	**49.484**	0.534	77.59	**2:15.799**	5
15	**31**	1000	3	Dean SOUTHERNWOOD	Kawasaki - DGS Plastering & Ks Autos	**5**	11:31.850	**52.651**	3.167	77.24	**2:03.875**	3
16	**12**	600	13	David BETSWORTH	Yamaha - CONNECTIONS LETTING AGENCY, Ha	**5**	11:33.136	**53.937**	1.286	77.09	**2:12.169**	5
17	**35**	1000	4	Wayne MOORE	BMW -	**5**	11:39.288	**1:00.089**	6.152	76.42	**2:05.229**	5
18	**5**	1000	5	Dan WELFORD	Kawasaki - SEG Sussex Electric Gates	**5**	11:55.005	**1:15.806**	15.717	74.74	**2:08.720**	4
19	**113**	600	14	Alex WATSON	Yamaha -	**5**	12:00.833	**1:21.634**	5.828	74.13	**2:21.057**	3
20	**6**	1000	6	Andrew FIRTH	Suzuki -	**4**	10:40.672	**1 Lap**	1 Lap	66.73	**2:21.343**	4
					NOT CLASSIFIED							
DNF	**27**	1000		David FERGUSON	Suzuki -	**0**						

FASTEST LAP

110	1000	Peter GUNN	BMW -	**2**	2:01.975	87.62 mph	141.01 kph
43	600	Jon CLARK	Triumph - RJC Motor Services	**5**	2:05.041	85.47 mph	137.56 kph

Class 600 - 90% of Race Speed = 75.24 mph
Class 1000 - 90% of Race Speed = 70.40 mph

Snetterton 300
Circuit Length = 2.9689 miles
Start: 16:42 Flag 16:53 End: 16:54

Weather / Track : Cloudy / Dry
These results are provisional until the conclusion of any judicial and technical matters.

Clerk Of Course :		Timekeeper :

Results can be found at www.tsl-timing.com

Printed - 16:55 Sunday, 08 October 2017

BMCRC - MRO Championships 2017 - Rnd 10 @ Snetterton 300

BMCRC Rookie 600 & 1000

RACE 16 - LAP CHART

LAP 1 @ 16:45:01.033

NO	BEHIND	LAP TIME
143		2:15.102
2	0.191	2:15.293
43	0.730	2:15.832
101	3.071	2:18.173
16	3.771	2:18.873
126	3.782	2:18.884
62	3.826	2:18.928
81	6.614	2:21.716
222	7.201	2:22.303
72	8.220	2:23.322
137	8.329	2:23.431
164	9.710	2:24.812
113	15.683	2:30.785
12	22.642	2:37.744
110	55.721	3:10.823
36	56.295	3:11.397
31	58.499	3:13.601
35	1:01.279	3:16.381
5	1:01.553	3:16.655
6	1:16.876	3:31.978

LAP 2 @ 16:47:08.624

NO	BEHIND	LAP TIME
2		2:07.400
43	0.006	2:06.867
143	1.347	2:08.938
126	5.985	2:09.794
62	6.757	2:10.522
16	7.208	2:11.028
101	7.456	2:11.976
81	8.387	2:09.364
137	11.187	2:10.449
222	16.026	2:16.416
72	16.240	2:15.611
164	17.511	2:15.392
12	29.203	2:14.152
113	29.615	2:21.523
110	50.105	2:01.975
36	52.747	2:04.043
31	55.716	2:04.808
35	58.929	2:05.241
5	1:04.141	2:10.179
6	1:33.631	2:24.346

LAP 3 @ 16:49:14.375

NO	BEHIND	LAP TIME
43		2:05.745
2	1.544	2:07.295
143	3.029	2:07.433
126	10.203	2:09.969
62	11.028	2:10.022
16	11.763	2:10.306
101	13.927	2:12.222
137	14.463	2:09.027
81	14.547	2:11.911
72	24.655	2:14.166
222	27.786	2:17.511
164	28.324	2:16.564
12	38.616	2:15.164
113	44.921	2:21.057
110	47.338	2:02.984
36	50.473	2:03.477
31	53.840	2:03.875
35	58.605	2:05.427
5	1:07.862	2:09.472
6	1:50.885	2:23.005

LAP 4 @ 16:51:20.089

NO	BEHIND	LAP TIME
43		2:05.714
2	1.586	2:05.756
143	4.334	2:07.019
126	13.900	2:09.411
62	14.120	2:08.806
16	14.688	2:08.639
101	18.549	2:10.336
137	19.031	2:10.282
81	19.316	2:10.483
72	31.567	2:12.626
222	38.726	2:16.654
164	39.096	2:16.486
110	45.433	2:03.809
12	46.809	2:13.907
36	46.814	2:02.055
31	52.513	2:04.387
35	59.901	2:07.010
113	1:02.696	2:23.489
5	1:10.868	2:08.720

LAP 5 @ 16:53:25.130

NO	BEHIND	LAP TIME
43		2:05.041
6	1 Lap	2:21.343
2	3.136	2:06.591
143	6.196	2:06.903
62	18.095	2:09.016
126	18.270	2:09.411
16	18.802	2:09.155
101	23.309	2:09.801
137	23.369	2:09.379
81	23.962	2:09.687
72	39.275	2:12.749
110	43.894	2:03.502
36	44.854	2:03.081
164	48.950	2:14.895
222	49.484	2:15.799
31	52.651	2:05.179
12	53.937	2:12.169
35	1:00.089	2:05.229
5	1:15.806	2:09.979
113	1:21.634	2:23.979

Weather / Track : Cloudy / Dry

Snetterton 300
Circuit Length = 2.9689 miles
Start: 16:42 Flag 16:53 End: 16:54

Results can be found at www.tsl-timing.com

Printed - 16:56 Sunday, 08 October 2017

BMCRC - MRO Championships 2017 - Rnd 10 @ Snetterton 300

BMCRC Rookie 600 & 1000

RACE 16 - SECTOR ANALYSIS

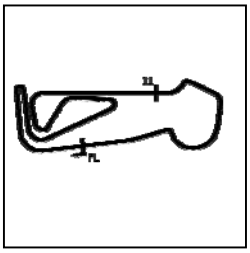

SECTOR 1 = FL to I1, SECTOR 2 = I1 to FL, DIFF = Difference To Personal Best Lap, P = Crossed Finish Line in Pit Lane, D = Time Disallowed

P1 43 600 Jon CLARK Triumph - RJC Motor Services

IDEAL LAP TIME : 2:05.041 BEST LAP TIME : 2:05.041 DIFFERENCE : 0.000

LAP	SECTOR 1	SECTOR 2	LAP TIME	MPH	DIFF	TIME OF DAY
1 -		42.295	2:15.832	78.68	10.791	16:45:01.763
2 -	1:24.104	42.763	2:06.867	84.24	1.826	16:47:08.630
3 -	1:23.550	42.195	2:05.745 (3)	84.99	0.704	16:49:14.375
4 -	1:23.689	42.025	2:05.714 (2)	85.01	0.673	16:51:20.089
5 -	***1:23.053***	***41.988***	***2:05.041 (1)***	***85.47***		***16:53:25.130***

P2 2 600 Toby TRUNDLE Triumph - Going Spare Auto Care - Brentwood

IDEAL LAP TIME : 2:05.756 BEST LAP TIME : 2:05.756 DIFFERENCE : 0.000

LAP	SECTOR 1	SECTOR 2	LAP TIME	MPH	DIFF	TIME OF DAY
1 -		42.935	2:15.293	78.99	9.537	16:45:01.224
2 -	1:24.389	43.011	2:07.400	83.89	1.644	16:47:08.624
3 -	1:24.142	43.153	2:07.295 (3)	83.96	1.539	16:49:15.919
4 -	***1:23.103***	***42.653***	***2:05.756 (1)***	***84.99***		***16:51:21.675***
5 -	1:23.734	42.857	2:06.591 (2)	84.43	0.835	16:53:28.266

P3 143 600 Daire PRENDERGAST Kawasaki - Emerald Plant Services

IDEAL LAP TIME : 2:06.903 BEST LAP TIME : 2:06.903 DIFFERENCE : 0.000

LAP	SECTOR 1	SECTOR 2	LAP TIME	MPH	DIFF	TIME OF DAY
1 -		43.760	2:15.102	79.11	8.199	16:45:01.033
2 -	1:25.590	43.348	2:08.938	82.89	2.035	16:47:09.971
3 -	1:24.263	43.170	2:07.433 (3)	83.87	0.530	16:49:17.404
4 -	1:24.098	42.921	2:07.019 (2)	84.14	0.116	16:51:24.423
5 -	***1:24.090***	***42.813***	***2:06.903 (1)***	***84.22***		***16:53:31.326***

P4 62 600 Charlie PATERSON Yamaha - Black Widow Exhausts/ TLSS (Total Loss Settlement

IDEAL LAP TIME : 2:08.723 BEST LAP TIME : 2:08.806 DIFFERENCE : 0.083

LAP	SECTOR 1	SECTOR 2	LAP TIME	MPH	DIFF	TIME OF DAY
1 -		44.305	2:18.928	76.93	10.122	16:45:04.859
2 -	1:26.297	44.225	2:10.522	81.88	1.716	16:47:15.381
3 -	1:26.262	43.760	2:10.022 (3)	82.20	1.216	16:49:25.403
4 -	***1:25.108***	43.698	***2:08.806 (1)***	***82.97***		***16:51:34.209***
5 -	1:25.401	***43.615***	2:09.016 (2)	82.84	0.210	16:53:43.225

P5 126 600 Anthony CLACK Suzuki -

IDEAL LAP TIME : 2:09.402 BEST LAP TIME : 2:09.411 DIFFERENCE : 0.009

LAP	SECTOR 1	SECTOR 2	LAP TIME	MPH	DIFF	TIME OF DAY
1 -		44.800	2:18.884	76.95	9.473	16:45:04.815
2 -	1:25.561	44.233	2:09.794 (3)	82.34	0.383	16:47:14.609
3 -	1:25.598	44.371	2:09.969	82.23	0.558	16:49:24.578
4 -	1:25.496	***43.915***	***2:09.411 (1)***	***82.59***		***16:51:33.989***
5 -	***1:25.487***	43.924	***2:09.411 (1)***	***82.59***		***16:53:43.400***

P6 16 600 Ollie SHOTTON Kawasaki -

IDEAL LAP TIME : 2:08.639 BEST LAP TIME : 2:08.639 DIFFERENCE : 0.000

LAP	SECTOR 1	SECTOR 2	LAP TIME	MPH	DIFF	TIME OF DAY
1 -		44.826	2:18.873	76.96	10.234	16:45:04.804
2 -	1:27.319	43.709	2:11.028	81.57	2.389	16:47:15.832
3 -	1:26.175	44.131	2:10.306 (3)	82.02	1.667	16:49:26.138
4 -	***1:25.017***	***43.622***	***2:08.639 (1)***	***83.08***		***16:51:34.777***
5 -	1:25.420	43.735	2:09.155 (2)	82.75	0.516	16:53:43.932

P7 101 600 Tom WISKEN Yamaha -

IDEAL LAP TIME : 2:09.709 BEST LAP TIME : 2:09.801 DIFFERENCE : 0.092

LAP	SECTOR 1	SECTOR 2	LAP TIME	MPH	DIFF	TIME OF DAY

Weather / Track : Cloudy / Dry

Snetterton 300
Circuit Length = 2.9689 miles
Start: 16:42 Flag 16:53 End: 16:54

BMCRC - MRO Championships 2017 - Rnd 10 @ Snetterton 300

BMCRC Rookie 600 & 1000

RACE 16 - SECTOR ANALYSIS

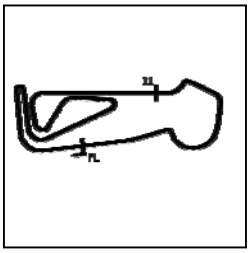

SECTOR 1 = FL to I1, SECTOR 2 = I1 to FL, DIFF = Difference To Personal Best Lap, P = Crossed Finish Line in Pit Lane, D = Time Disallowed

1 -		44.581	2:18.173	77.35	8.372	16:45:04.104
2 -	1:28.341	43.635	2:11.976 (3)	80.98	2.175	16:47:16.080
3 -	1:28.020	44.202	2:12.222	80.83	2.421	16:49:28.302
4 -	1:26.853	***43.483***	2:10.336 (2)	82.00	0.535	16:51:38.638
5 -	***1:26.226***	43.575	***2:09.801 (1)***	***82.34***		***16:53:48.439***

P8 137 600 Gavin BACK Yamaha - C&G racing

IDEAL LAP TIME : 2:08.889 BEST LAP TIME : 2:09.027 DIFFERENCE : 0.138

LAP	SECTOR 1	SECTOR 2	LAP TIME	MPH	DIFF	TIME OF DAY
1 -		44.574	2:23.431	74.51	14.404	16:45:09.362
2 -	1:26.951	43.498	2:10.449	81.93	1.422	16:47:19.811
3 -	***1:25.815***	43.212	***2:09.027 (1)***	***82.83***		***16:49:28.838***
4 -	1:26.692	43.590	2:10.282 (3)	82.03	1.255	16:51:39.120
5 -	1:26.305	***43.074***	2:09.379 (2)	82.61	0.352	16:53:48.499

P9 81 600 Gary CROFT Yamaha - Big G Racing & Little e

IDEAL LAP TIME : 2:09.364 BEST LAP TIME : 2:09.364 DIFFERENCE : 0.000

LAP	SECTOR 1	SECTOR 2	LAP TIME	MPH	DIFF	TIME OF DAY
1 -		44.513	2:21.716	75.41	12.352	16:45:07.647
2 -	***1:25.600***	***43.764***	***2:09.364 (1)***	***82.62***		***16:47:17.011***
3 -	1:27.654	44.257	2:11.911	81.02	2.547	16:49:28.922
4 -	1:26.649	43.834	2:10.483 (3)	81.91	1.119	16:51:39.405
5 -	1:25.786	43.901	2:09.687 (2)	82.41	0.323	16:53:49.092

P10 72 600 Robert PRICE Suzuki -

IDEAL LAP TIME : 2:12.249 BEST LAP TIME : 2:12.626 DIFFERENCE : 0.377

LAP	SECTOR 1	SECTOR 2	LAP TIME	MPH	DIFF	TIME OF DAY
1 -		45.276	2:23.322	74.57	10.696	16:45:09.253
2 -	1:30.153	45.458	2:15.611	78.81	2.985	16:47:24.864
3 -	1:28.688	45.478	2:14.166 (3)	79.66	1.540	16:49:39.030
4 -	1:27.981	***44.645***	***2:12.626 (1)***	***80.58***		***16:51:51.656***
5 -	***1:27.604***	45.145	2:12.749 (2)	80.51	0.123	16:54:04.405

P11 110 1000 Peter GUNN BMW -

IDEAL LAP TIME : 2:01.975 BEST LAP TIME : 2:01.975 DIFFERENCE : 0.000

LAP	SECTOR 1	SECTOR 2	LAP TIME	MPH	DIFF	TIME OF DAY
1 -		41.210	3:10.823	56.01	1:08.848	16:45:56.754
2 -	***1:21.173***	***40.802***	***2:01.975 (1)***	***87.62***		***16:47:58.729***
3 -	1:21.672	41.312	2:02.984 (2)	86.90	1.009	16:50:01.713
4 -	1:22.198	41.611	2:03.809	86.32	1.834	16:52:05.522
5 -	1:22.278	41.224	2:03.502 (3)	86.54	1.527	16:54:09.024

P12 36 1000 James LYON Kawasaki -

IDEAL LAP TIME : 2:02.055 BEST LAP TIME : 2:02.055 DIFFERENCE : 0.000

LAP	SECTOR 1	SECTOR 2	LAP TIME	MPH	DIFF	TIME OF DAY
1 -		41.791	3:11.397	55.84	1:09.342	16:45:57.328
2 -	1:22.366	41.677	2:04.043	86.16	1.988	16:48:01.371
3 -	1:21.943	41.534	2:03.477 (3)	86.55	1.422	16:50:04.848
4 -	***1:20.902***	***41.153***	***2:02.055 (1)***	***87.56***		***16:52:06.903***
5 -	1:21.791	41.290	2:03.081 (2)	86.83	1.026	16:54:09.984

P13 164 600 David LENEHAN Yamaha - Gradewell Plant & Haulage

IDEAL LAP TIME : 2:14.621 BEST LAP TIME : 2:14.895 DIFFERENCE : 0.274

LAP	SECTOR 1	SECTOR 2	LAP TIME	MPH	DIFF	TIME OF DAY
1 -		45.355	2:24.812	73.80	9.917	16:45:10.743
2 -	***1:29.838***	45.554	2:15.392 (2)	78.94	0.497	16:47:26.135
3 -	1:30.123	46.441	2:16.564	78.26	1.669	16:49:42.699
4 -	1:30.508	45.978	2:16.486 (3)	78.30	1.591	16:51:59.185

Weather / Track : Cloudy / Dry

Snetterton 300
Circuit Length = 2.9689 miles
Start: 16:42 Flag 16:53 End: 16:54

BMCRC - MRO Championships 2017 - Rnd 10 @ Snetterton 300

BMCRC Rookie 600 & 1000

RACE 16 - SECTOR ANALYSIS

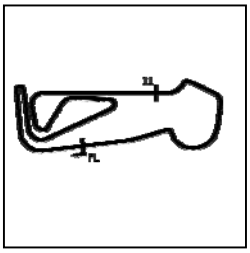

SECTOR 1 = FL to I1, SECTOR 2 = I1 to FL, DIFF = Difference To Personal Best Lap, P = Crossed Finish Line in Pit Lane, D = Time Disallowed

5 -	1:30.112	***44.783***	***2:14.895***	**(1)**	***79.23***	***16:54:14.080***

P14 222 600 Matthew EPPS Yamaha - M.E Vehicle Repairs

IDEAL LAP TIME : 2:15.541 BEST LAP TIME : 2:15.799 DIFFERENCE : 0.258

LAP	SECTOR 1	SECTOR 2	LAP TIME		MPH	DIFF	TIME OF DAY
1 -		45.917	2:22.303		75.10	6.504	16:45:08.234
2 -	***1:30.388***	46.028	2:16.416	**(2)**	78.34	0.617	16:47:24.650
3 -	1:31.100	46.411	2:17.511		77.72	1.712	16:49:42.161
4 -	1:30.517	46.137	2:16.654	**(3)**	78.21	0.855	16:51:58.815
5 -	1:30.646	***45.153***	***2:15.799***	**(1)**	***78.70***		***16:54:14.614***

P15 31 1000 Dean SOUTHERNWOOD Kawasaki - DGS Plastering & Ks Autos

IDEAL LAP TIME : 2:03.875 BEST LAP TIME : 2:03.875 DIFFERENCE : 0.000

LAP	SECTOR 1	SECTOR 2	LAP TIME		MPH	DIFF	TIME OF DAY
1 -		42.189	3:13.601		55.20	1:09.726	16:45:59.532
2 -	1:23.118	41.690	2:04.808	**(3)**	85.63	0.933	16:48:04.340
3 -	***1:22.469***	***41.406***	***2:03.875***	**(1)**	***86.28***		***16:50:08.215***
4 -	1:22.789	41.598	2:04.387	**(2)**	85.92	0.512	16:52:12.602
5 -	1:22.896	42.283	2:05.179		85.38	1.304	16:54:17.781

P16 12 600 David BETSWORTH Yamaha - CONNECTIONS LETTING AGENCY, Haywards heat

IDEAL LAP TIME : 2:12.169 BEST LAP TIME : 2:12.169 DIFFERENCE : 0.000

LAP	SECTOR 1	SECTOR 2	LAP TIME		MPH	DIFF	TIME OF DAY
1 -		45.320	2:37.744		67.75	25.575	16:45:23.675
2 -	1:28.831	45.321	2:14.152	**(3)**	79.67	1.983	16:47:37.827
3 -	1:29.381	45.783	2:15.164		79.07	2.995	16:49:52.991
4 -	1:29.480	44.427	2:13.907	**(2)**	79.81	1.738	16:52:06.898
5 -	***1:27.844***	***44.325***	***2:12.169***	**(1)**	***80.86***		***16:54:19.067***

P17 35 1000 Wayne MOORE BMW -

IDEAL LAP TIME : 2:04.785 BEST LAP TIME : 2:05.229 DIFFERENCE : 0.444

LAP	SECTOR 1	SECTOR 2	LAP TIME		MPH	DIFF	TIME OF DAY
1 -		43.055	3:16.381		54.42	1:11.152	16:46:02.312
2 -	***1:23.221***	42.020	2:05.241	**(2)**	85.34	0.012	16:48:07.553
3 -	1:23.846	41.581	2:05.427	**(3)**	85.21	0.198	16:50:12.980
4 -	1:23.895	43.115	2:07.010		84.15	1.781	16:52:19.990
5 -	1:23.665	***41.564***	***2:05.229***	**(1)**	***85.34***		***16:54:25.219***

P18 5 1000 Dan WELFORD Kawasaki - SEG Sussex Electric Gates

IDEAL LAP TIME : 2:08.505 BEST LAP TIME : 2:08.720 DIFFERENCE : 0.215

LAP	SECTOR 1	SECTOR 2	LAP TIME		MPH	DIFF	TIME OF DAY
1 -		***43.617***	3:16.655		54.34	1:07.935	16:46:02.586
2 -	1:26.134	44.045	2:10.179		82.10	1.459	16:48:12.765
3 -	1:25.800	43.672	2:09.472	**(2)**	82.55	0.752	16:50:22.237
4 -	***1:24.888***	43.832	***2:08.720***	**(1)**	***83.03***		***16:52:30.957***
5 -	1:25.916	44.063	2:09.979	**(3)**	82.22	1.259	16:54:40.936

P19 113 600 Alex WATSON Yamaha -

IDEAL LAP TIME : 2:20.250 BEST LAP TIME : 2:21.057 DIFFERENCE : 0.807

LAP	SECTOR 1	SECTOR 2	LAP TIME		MPH	DIFF	TIME OF DAY
1 -		48.079	2:30.785		70.88	9.728	16:45:16.716
2 -	***1:33.725***	47.798	2:21.523	**(2)**	75.52	0.466	16:47:38.239
3 -	1:34.532	***46.525***	***2:21.057***	**(1)**	***75.77***		***16:49:59.296***
4 -	1:35.167	48.322	2:23.489	**(3)**	74.48	2.432	16:52:22.785
5 -	1:35.683	48.296	2:23.979		74.23	2.922	16:54:46.764

Weather / Track : Cloudy / Dry

Snetterton 300
Circuit Length = 2.9689 miles
Start: 16:42 Flag 16:53 End: 16:54

BMCRC - MRO Championships 2017 - Rnd 10 @ Snetterton 300

BMCRC Rookie 600 & 1000

RACE 16 - SECTOR ANALYSIS

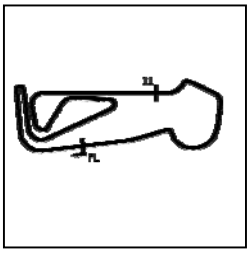

SECTOR 1 = FL to I1, SECTOR 2 = I1 to FL, DIFF = Difference To Personal Best Lap, P = Crossed Finish Line in Pit Lane, D = Time Disallowed

P20 6 1000 Andrew FIRTH Suzuki -

IDEAL LAP TIME : 2:21.343 BEST LAP TIME : 2:21.343 DIFFERENCE : 0.000

LAP	SECTOR 1	SECTOR 2	LAP TIME	MPH	DIFF	TIME OF DAY
1 -		48.820	3:31.978	50.42	1:10.635	16:46:17.909
2 -	1:35.787	48.559	2:24.346 **(3)**	74.04	3.003	16:48:42.255
3 -	1:35.161	47.844	2:23.005 **(2)**	74.73	1.662	16:51:05.260
4 -	***1:34.217***	***47.126***	***2:21.343*** **(1)**	***75.61***		***16:53:26.603***

Weather / Track : Cloudy / Dry

Snetterton 300
Circuit Length = 2.9689 miles
Start: 16:42 Flag 16:53 End: 16:54

BMCRC - MRO Championships 2017 - Rnd 10 @ Snetterton 300

BMCRC Rookie 600 & 1000

RACE 16 - BEST SECTORS

SECTOR 1				SECTOR 2			IDEAL / BEST COMPARISON					
POS	NO	NAME	TIME	NO	NAME	TIME	POS	NO	NAME	IDEAL	BEST	DIFF
									PERFECT LAP	2:01.704		
1	36	LYON	**1:20.902**	110	GUNN	**40.802**	1	110	GUNN	2:01.975	2:01.975	0.000
2	110	GUNN	**1:21.173**	36	LYON	**41.153**	2	36	LYON	2:02.055	2:02.055	0.000
3	31	SOUTHERNWOOD	**1:22.469**	31	SOUTHERNWOOD	**41.406**	3	31	SOUTHERNWOOD	2:03.875	2:03.875	0.000
4	43	CLARK	**1:23.053**	35	MOORE	**41.564**	4	35	MOORE	2:04.785	2:05.229	0.444
5	2	TRUNDLE	**1:23.103**	43	CLARK	**41.988**	5	43	CLARK	2:05.041	2:05.041	0.000
6	35	MOORE	**1:23.221**	2	TRUNDLE	**42.653**	6	2	TRUNDLE	2:05.756	2:05.756	0.000
7	143	PRENDERGAST	**1:24.090**	143	PRENDERGAST	**42.813**	7	143	PRENDERGAST	2:06.903	2:06.903	0.000
8	5	WELFORD	**1:24.888**	137	BACK	**43.074**	8	5	WELFORD	2:08.505	2:08.720	0.215
9	16	SHOTTON	**1:25.017**	101	WISKEN	**43.483**	9	16	SHOTTON	2:08.639	2:08.639	0.000
10	62	PATERSON	**1:25.108**	62	PATERSON	**43.615**	10	62	PATERSON	2:08.723	2:08.806	0.083
11	126	CLACK	**1:25.487**	5	WELFORD	**43.617**	11	137	BACK	2:08.889	2:09.027	0.138
12	81	CROFT	**1:25.600**	16	SHOTTON	**43.622**	12	81	CROFT	2:09.364	2:09.364	0.000
13	137	BACK	**1:25.815**	81	CROFT	**43.764**	13	126	CLACK	2:09.402	2:09.411	0.009
14	101	WISKEN	**1:26.226**	126	CLACK	**43.915**	14	101	WISKEN	2:09.709	2:09.801	0.092
15	72	PRICE	**1:27.604**	12	BETSWORTH	**44.325**	15	12	BETSWORTH	2:12.169	2:12.169	0.000
16	12	BETSWORTH	**1:27.844**	72	PRICE	**44.645**	16	72	PRICE	2:12.249	2:12.626	0.377
17	164	LENEHAN	**1:29.838**	164	LENEHAN	**44.783**	17	164	LENEHAN	2:14.621	2:14.895	0.274
18	222	EPPS	**1:30.388**	222	EPPS	**45.153**	18	222	EPPS	2:15.541	2:15.799	0.258
19	113	WATSON	**1:33.725**	113	WATSON	**46.525**	19	113	WATSON	2:20.250	2:21.057	0.807
20	6	FIRTH	**1:34.217**	6	FIRTH	**47.126**	20	6	FIRTH	2:21.343	2:21.343	0.000
21												

Weather / Track : Cloudy / Dry

Snetterton 300
Circuit Length = 2.9689 miles
Start: 16:42 Flag 16:53 End: 16:54

Results can be found at www.tsl-timing.com

Printed - 16:56 Sunday, 08 October 2017

BMCRC-MRO Championships 2017 supported by Dickies

Formula 400 inc Sub 64 & Rookies

Snetterton 300

7th & 8th October 2017

Results Provided by Timing Solutions Ltd
www.tsl-timing.com

Snetterton 300

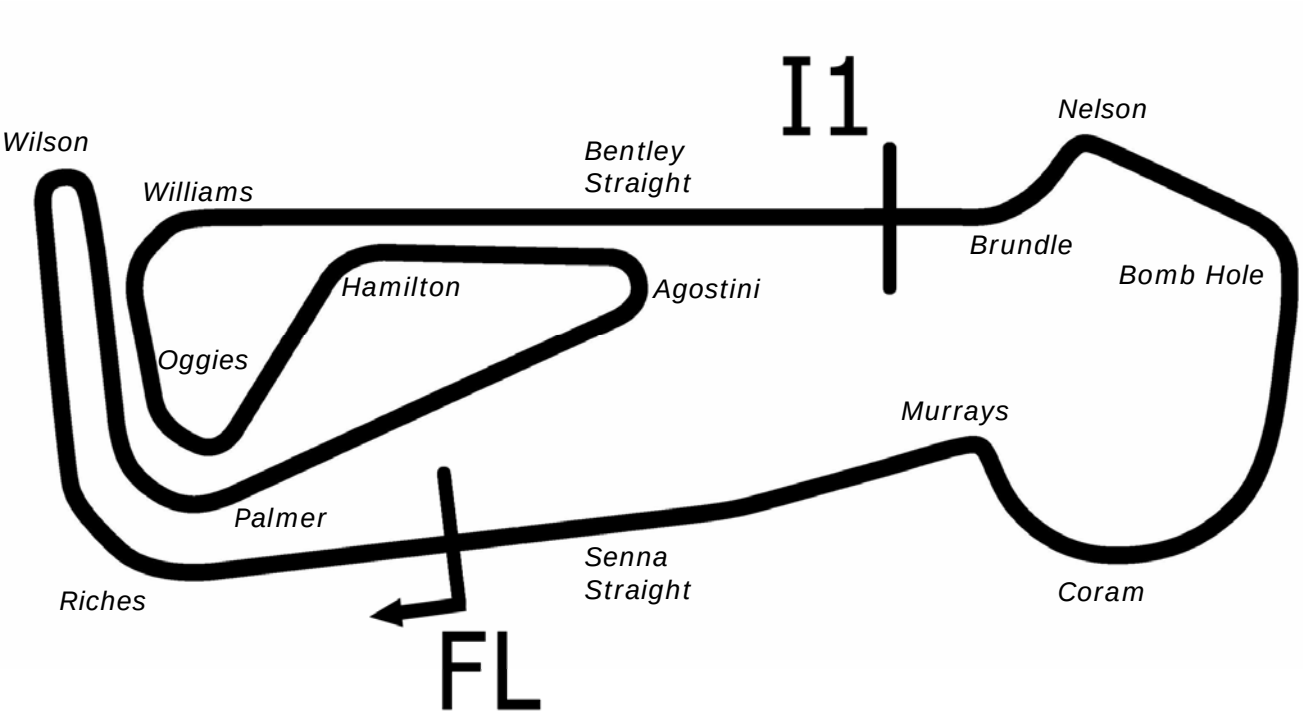

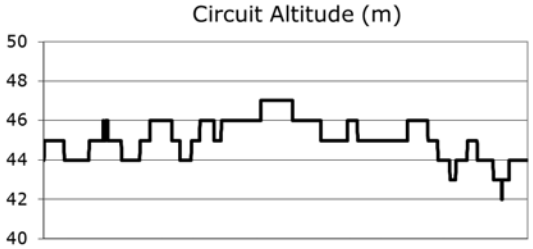

Length	2.9689 miles	4778.0 m	
FL		52.46340 N	0.94476 E
I1	3198m	52.46617 N	0.94964 E
Pit Entry	4572m	52.46364 N	0.94774 E
Pit Exit	40m after FL	52.46338 N	0.94420 E

Pit Entry–Pit Exit 246m, 14.7s @60kph, 11.0s @80kph

All results available at www.tsl-timing.com

BMCRC - MRO Championships 2017 - Rnd 10 @ Snetterton 300

EDIasia Formula 400 inc Sub 64 & Rookies

QUALIFYING - CLASSIFICATION

POS	NO	CL	PIC	NAME	ENTRY	TIME	ON	LAPS	GAP	DIFF	MPH
1	40	R	1	Aiden PATMORE	Kawasaki - Dorset Bikes LTD	2:27.393	4	4			72.51
2	86		1	Mathew SCOTT	Kawasaki -	2:27.686	4	4	0.293	0.293	72.37
3	78		2	Keith POVAH	Kawasaki - 78Plate.com & SUBVERT BoardStore.com	2:31.233	3	3	3.840	3.547	70.67
4	2		3	Andrew GILL	Kawasaki -	2:32.152	4	4	4.759	0.919	70.24
5	0	S	1	Jeremy HILL	Kawasaki - LT-Info.com / ELP Racing	2:32.660	3	4	5.267	0.508	70.01
6	38	S	2	Hayden WOOD	Kawasaki -	2:35.016	3	5	7.623	2.356	68.94
7	34		4	Rich HICKLING	Kawasaki -	2:35.517	4	5	8.124	0.501	68.72
8	444	S	3	Daniel MOSS	Kawasaki - OHMracing	2:37.398	4	5	10.005	1.881	67.90
9	69	S	4	Richard SAWYER	Yamaha -	2:38.027	3	4	10.634	0.629	67.63
10	83	S	5	Pete GIBSON	Honda -	2:39.975	4	5	12.582	1.948	66.81
11	23		5	Tham EVANS	Honda - Vanilla Electronics / GF racing	2:40.565	4	4	13.172	0.590	66.56
12	26		6	Lydia THOMPSON	Kawasaki - Flintstone Racing - David Simons Tuning	2:42.900	3	5	15.507	2.335	65.61
13	66	S	6	James CASWELL	Honda -	2:48.266	3	4	20.873	5.366	63.51
14	148	R	2	Ashley SINCLAIR	Kawasaki -	2:48.563	4	4	21.170	0.297	63.40
15	13	S	7	Doug EDMONDSON	Yamaha - Wave Racing Developments	2:49.408	2	3	22.015	0.845	63.09
16	17		7	Andrew POCOCK	Honda -	2:49.904	4	4	22.511	0.496	62.90
17	42		8	David ATKINS	Honda -	2:53.798	4	4	26.405	3.894	61.49
18	53	R	3	Robert STEWART	Kawasaki -	2:58.323	3	4	30.930	4.525	59.93
19	29	S	8	Giles HARWOOD	Yamaha -	3:00.847	3	4	33.454	2.524	59.10
20	117	S	9	Jordan HARRIS	Kawasaki -	3:05.175	3	3	37.782	4.328	57.71
21	84	S	10	Gavin SCHOFIELD	Honda -			0			
22	3		9	Gary HENNING	Kawasaki - SGT motorcycles			0			
23	57	S	11	Paul FISHER	Kawasaki -			0			
24	35	R/S	1	Sam DIGBY-BAKER	Kawasaki -			0			
25	21	S	12	Ben HUNTER	Yamaha -			0			
26	33	S	13	Carl JOHNSTONE	Yamaha - EDIasia			0			

Snetterton 300
Circuit Length = 2.9689 miles
Start: 09:44 Flag 09:55 End: 09:59

Weather / Track : Bright / Dry

These results are provisional until the conclusion of any judicial and technical matters.

Clerk Of Course :		Timekeeper :

Results can be found at www.tsl-timing.com

Printed - 10:02 Saturday, 07 October 2017

BMCRC - MRO Championships 2017 - Rnd 10 @ Snetterton 300

EDIasia Formula 400 inc Sub 64 & Rookies

QUALIFYING - SECTOR ANALYSIS

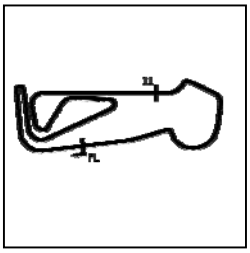

SECTOR 1 = FL to I1, SECTOR 2 = I1 to FL, DIFF = Difference To Personal Best Lap, P = Crossed Finish Line in Pit Lane, D = Time Disallowed

P1 40 R Aiden PATMORE Kawasaki - Dorset Bikes LTD

IDEAL LAP TIME : 2:27.393 BEST LAP TIME : 2:27.393 DIFFERENCE : 0.000

LAP	SECTOR 1	SECTOR 2	LAP TIME	MPH	DIFF	TIME OF DAY
1 -	1:54.391	55.854	2:50.245	62.78	22.852	09:47:40.328
2 -	1:41.146	50.474	2:31.620 (3)	70.49	4.227	09:50:11.948
3 -	1:40.810	50.668	2:31.478 (2)	70.55	4.085	09:52:43.426
4 -	***1:38.050***	***49.343***	***2:27.393 (1)***	***72.51***		***09:55:10.819***

P2 86 Mathew SCOTT Kawasaki -

IDEAL LAP TIME : 2:27.686 BEST LAP TIME : 2:27.686 DIFFERENCE : 0.000

LAP	SECTOR 1	SECTOR 2	LAP TIME	MPH	DIFF	TIME OF DAY
1 -	1:47.996	53.975	2:41.971	65.98	14.285	09:47:16.816
2 -	1:43.277	52.508	2:35.785 (3)	68.60	8.099	09:49:52.601
3 -	1:41.385	51.226	2:32.611 (2)	70.03	4.925	09:52:25.212
4 -	***1:37.552***	***50.134***	***2:27.686 (1)***	***72.37***		***09:54:52.898***

P3 78 Keith POVAH Kawasaki - 78Plate.com & SUBVERT BoardStore.com

IDEAL LAP TIME : 2:31.152 BEST LAP TIME : 2:31.233 DIFFERENCE : 0.081

LAP	SECTOR 1	SECTOR 2	LAP TIME	MPH	DIFF	TIME OF DAY
1 -	1:44.226	52.528	2:36.754 (3)	68.18	5.521	09:49:16.166
2 -	1:41.349	***51.123***	2:32.472 (2)	70.09	1.239	09:51:48.638
3 -	***1:40.029***	51.204	***2:31.233 (1)***	***70.67***		***09:54:19.871***

P4 2 Andrew GILL Kawasaki -

IDEAL LAP TIME : 2:32.152 BEST LAP TIME : 2:32.152 DIFFERENCE : 0.000

LAP	SECTOR 1	SECTOR 2	LAP TIME	MPH	DIFF	TIME OF DAY
1 -	1:57.276	56.173	2:53.449	61.62	21.297	09:48:36.474
2 -	1:43.780	52.513	2:36.293 (3)	68.38	4.141	09:51:12.767
3 -	1:42.863	51.567	2:34.430 (2)	69.20	2.278	09:53:47.197
4 -	***1:41.017***	***51.135***	***2:32.152 (1)***	***70.24***		***09:56:19.349***

P5 0 S Jeremy HILL Kawasaki - LT-Info.com / ELP Racing

IDEAL LAP TIME : 2:32.623 BEST LAP TIME : 2:32.660 DIFFERENCE : 0.037

LAP	SECTOR 1	SECTOR 2	LAP TIME	MPH	DIFF	TIME OF DAY
1 -	1:49.004	55.235	2:44.239	65.07	11.579	09:47:15.610
2 -	1:44.151	52.632	2:36.783 (3)	68.17	4.123	09:49:52.393
3 -	***1:41.403***	51.257	***2:32.660 (1)***	***70.01***		***09:52:25.053***
4 -	1:41.502	***51.220***	2:32.722 (2)	69.98	0.062	09:54:57.775

P6 38 S Hayden WOOD Kawasaki -

IDEAL LAP TIME : 2:35.016 BEST LAP TIME : 2:35.016 DIFFERENCE : 0.000

LAP	SECTOR 1	SECTOR 2	LAP TIME	MPH	DIFF	TIME OF DAY
1 -	1:56.466	59.726	2:56.192	60.66	21.176	09:47:34.321
2 -	1:47.708	52.416	2:40.124	66.74	5.108	09:50:14.445
3 -	***1:42.868***	***52.148***	***2:35.016 (1)***	***68.94***		***09:52:49.461***
4 -	1:46.988	53.070	2:40.058 (3)	66.77	5.042	09:55:29.519
5 -	1:45.277	52.759	2:38.036 (2)	67.63	3.020	09:58:07.555

P7 34 Rich HICKLING Kawasaki -

IDEAL LAP TIME : 2:35.517 BEST LAP TIME : 2:35.517 DIFFERENCE : 0.000

LAP	SECTOR 1	SECTOR 2	LAP TIME	MPH	DIFF	TIME OF DAY
1 -	2:00.977	1:02.969	3:03.946	58.10	28.429	09:47:39.949
2 -	1:48.794	53.029	2:41.823 (3)	66.04	6.306	09:50:21.772
3 -	1:50.292	53.591	2:43.883	65.21	8.366	09:53:05.655
4 -	***1:44.014***	***51.503***	***2:35.517 (1)***	***68.72***		***09:55:41.172***
5 -	1:45.727	53.574	2:39.301 (2)	67.09	3.784	09:58:20.473

Weather / Track : Bright / Dry

Snetterton 300
Circuit Length = 2.9689 miles
Start: 09:44 Flag 09:55 End: 09:59

BMCRC - MRO Championships 2017 - Rnd 10 @ Snetterton 300

EDIasia Formula 400 inc Sub 64 & Rookies

QUALIFYING - SECTOR ANALYSIS

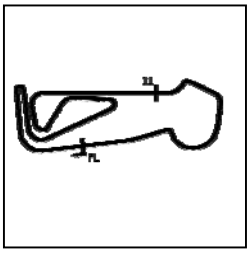

SECTOR 1 = FL to I1, SECTOR 2 = I1 to FL, DIFF = Difference To Personal Best Lap, P = Crossed Finish Line in Pit Lane, D = Time Disallowed

P8 444 S Daniel MOSS Kawasaki - OHMracing

IDEAL LAP TIME : 2:36.369 BEST LAP TIME : 2:37.398 DIFFERENCE : 1.029

LAP	SECTOR 1	SECTOR 2	LAP TIME	MPH	DIFF	TIME OF DAY
1 -	1:51.026	56.781	2:47.807	63.69	10.409	09:47:23.685
2 -	1:48.536	54.724	2:43.260	65.46	5.862	09:50:06.945
3 -	1:45.133	***52.681***	2:37.814 **(2)**	67.72	0.416	09:52:44.759
4 -	***1:43.688***	53.710	***2:37.398*** **(1)**	***67.90***		***09:55:22.157***
5 -	1:46.201	53.793	2:39.994 **(3)**	66.80	2.596	09:58:02.151

P9 69 S Richard SAWYER Yamaha -

IDEAL LAP TIME : 2:38.027 BEST LAP TIME : 2:38.027 DIFFERENCE : 0.000

LAP	SECTOR 1	SECTOR 2	LAP TIME	MPH	DIFF	TIME OF DAY
1 -	2:00.475	1:02.504	3:02.979	58.41	24.952	09:47:40.247
2 -	1:46.726	53.264	2:39.990 **(2)**	66.80	1.963	09:50:20.237
3 -	***1:45.028***	***52.999***	***2:38.027*** **(1)**	***67.63***		***09:52:58.264***
4 -	1:48.245	55.020	2:43.265 **(3)**	65.46	5.238	09:55:41.529

P10 83 S Pete GIBSON Honda -

IDEAL LAP TIME : 2:39.975 BEST LAP TIME : 2:39.975 DIFFERENCE : 0.000

LAP	SECTOR 1	SECTOR 2	LAP TIME	MPH	DIFF	TIME OF DAY
1 -	2:03.219	1:04.223	3:07.442	57.02	27.467	09:47:41.074
2 -	1:51.399	55.478	2:46.877 **(3)**	64.04	6.902	09:50:27.951
3 -	1:47.956	54.913	2:42.869 **(2)**	65.62	2.894	09:53:10.820
4 -	***1:46.741***	***53.234***	***2:39.975*** **(1)**	***66.81***		***09:55:50.795***
5 -	1:57.709	56.998	2:54.707	61.17	14.732	09:58:45.502

P11 23 Tham EVANS Honda - Vanilla Electronics / GF racing

IDEAL LAP TIME : 2:40.565 BEST LAP TIME : 2:40.565 DIFFERENCE : 0.000

LAP	SECTOR 1	SECTOR 2	LAP TIME	MPH	DIFF	TIME OF DAY
1 -	2:07.104	1:00.876	3:07.980	56.85	27.415	09:47:59.495
2 -	1:51.356	57.016	2:48.372 **(3)**	63.47	7.807	09:50:47.867
3 -	1:48.883	54.245	2:43.128 **(2)**	65.51	2.563	09:53:30.995
4 -	***1:46.788***	***53.777***	***2:40.565*** **(1)**	***66.56***		***09:56:11.560***

P12 26 Lydia THOMPSON Kawasaki - Flintstone Racing - David Simons Tuning

IDEAL LAP TIME : 2:42.900 BEST LAP TIME : 2:42.900 DIFFERENCE : 0.000

LAP	SECTOR 1	SECTOR 2	LAP TIME	MPH	DIFF	TIME OF DAY
1 -	1:50.920	57.823	2:48.743	63.33	5.843	09:47:20.298
2 -	1:49.792	55.960	2:45.752 **(3)**	64.48	2.852	09:50:06.050
3 -	***1:48.211***	***54.689***	***2:42.900*** **(1)**	***65.61***		***09:52:48.950***
4 -	1:49.067	55.445	2:44.512 **(2)**	64.96	1.612	09:55:33.462
5 -	1:52.936	55.755	2:48.691	63.35	5.791	09:58:22.153

P13 66 S James CASWELL Honda -

IDEAL LAP TIME : 2:47.636 BEST LAP TIME : 2:48.266 DIFFERENCE : 0.630

LAP	SECTOR 1	SECTOR 2	LAP TIME	MPH	DIFF	TIME OF DAY
1 -	2:04.136	1:00.574	3:04.710	57.86	16.444	09:47:43.051
2 -	1:53.211	58.043	2:51.254 **(3)**	62.41	2.988	09:50:34.305
3 -	***1:51.972***	56.294	***2:48.266*** **(1)**	***63.51***		***09:53:22.571***
4 -	1:54.759	***55.664***	2:50.423 **(2)**	62.71	2.157	09:56:12.994

P14 148 R Ashley SINCLAIR Kawasaki -

IDEAL LAP TIME : 2:48.563 BEST LAP TIME : 2:48.563 DIFFERENCE : 0.000

LAP	SECTOR 1	SECTOR 2	LAP TIME	MPH	DIFF	TIME OF DAY
1 -	2:14.504	1:06.944	3:21.448	53.05	32.885	09:48:03.447
2 -	1:59.510	59.045	2:58.555 **(3)**	59.85	9.992	09:51:02.002
3 -	1:54.105	56.388	2:50.493 **(2)**	62.68	1.930	09:53:52.495

Weather / Track : Bright / Dry

Snetterton 300
Circuit Length = 2.9689 miles
Start: 09:44 Flag 09:55 End: 09:59

BMCRC - MRO Championships 2017 - Rnd 10 @ Snetterton 300

EDlasia Formula 400 inc Sub 64 & Rookies

QUALIFYING - SECTOR ANALYSIS

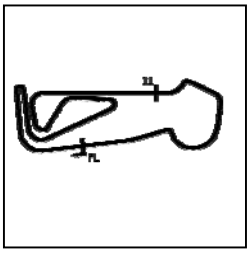

SECTOR 1 = FL to I1, SECTOR 2 = I1 to FL, DIFF = Difference To Personal Best Lap, P = Crossed Finish Line in Pit Lane, D = Time Disallowed

4 -	***1:52.326***	***56.237***	***2:48.563***	***(1)***	***63.40***	***09:56:41.058***

P15 13 S Doug EDMONDSON Yamaha - Wave Racing Developments

IDEAL LAP TIME : 2:49.408 BEST LAP TIME : 2:49.408 DIFFERENCE : 0.000

LAP	SECTOR 1	SECTOR 2	LAP TIME		MPH	DIFF	TIME OF DAY
1 -	1:59.786	58.128	2:57.914	**(3)**	60.07	8.506	09:48:50.835
2 -	***1:52.365***	***57.043***	***2:49.408***	***(1)***	***63.09***		***09:51:40.243***
3 -	1:54.209	57.649	2:51.858	**(2)**	62.19	2.450	09:54:32.101

P16 17 Andrew POCOCK Honda -

IDEAL LAP TIME : 2:49.904 BEST LAP TIME : 2:49.904 DIFFERENCE : 0.000

LAP	SECTOR 1	SECTOR 2	LAP TIME		MPH	DIFF	TIME OF DAY
1 -	2:12.667	1:02.321	3:14.988		54.81	25.084	09:47:56.403
2 -	1:56.954	59.397	2:56.351	**(3)**	60.60	6.447	09:50:52.754
3 -	1:56.334	58.650	2:54.984	**(2)**	61.08	5.080	09:53:47.738
4 -	***1:52.367***	***57.537***	***2:49.904***	***(1)***	***62.90***		***09:56:37.642***

P17 42 David ATKINS Honda -

IDEAL LAP TIME : 2:53.798 BEST LAP TIME : 2:53.798 DIFFERENCE : 0.000

LAP	SECTOR 1	SECTOR 2	LAP TIME		MPH	DIFF	TIME OF DAY
1 -	2:09.051	1:04.484	3:13.535		55.22	19.737	09:47:52.320
2 -	2:00.403	1:00.898	3:01.301	**(3)**	58.95	7.503	09:50:53.621
3 -	1:57.736	58.630	2:56.366	**(2)**	60.60	2.568	09:53:49.987
4 -	***1:55.809***	***57.989***	***2:53.798***	***(1)***	***61.49***		***09:56:43.785***

P18 53 R Robert STEWART Kawasaki -

IDEAL LAP TIME : 2:58.323 BEST LAP TIME : 2:58.323 DIFFERENCE : 0.000

LAP	SECTOR 1	SECTOR 2	LAP TIME		MPH	DIFF	TIME OF DAY
1 -	2:08.455	1:05.030	3:13.485		55.23	15.162	09:47:49.606
2 -	2:00.002	1:00.575	3:00.577	**(3)**	59.18	2.254	09:50:50.183
3 -	***1:58.342***	***59.981***	***2:58.323***	***(1)***	***59.93***		***09:53:48.506***
4 -	1:58.968	1:00.778	2:59.746	**(2)**	59.46	1.423	09:56:48.252

P19 29 S Giles HARWOOD Yamaha -

IDEAL LAP TIME : 3:00.201 BEST LAP TIME : 3:00.847 DIFFERENCE : 0.646

LAP	SECTOR 1	SECTOR 2	LAP TIME		MPH	DIFF	TIME OF DAY
1 -	2:13.678	1:08.838	3:22.516		52.77	21.669	09:48:03.366
2 -	2:03.213	1:01.874	3:05.087	**(2)**	57.74	4.240	09:51:08.453
3 -	***1:59.815***	1:01.032	***3:00.847***	***(1)***	***59.10***		***09:54:09.300***
4 -	2:04.756	***1:00.386***	3:05.142	**(3)**	57.72	4.295	09:57:14.442

P20 117 S Jordan HARRIS Kawasaki -

IDEAL LAP TIME : 3:05.175 BEST LAP TIME : 3:05.175 DIFFERENCE : 0.000

LAP	SECTOR 1	SECTOR 2	LAP TIME		MPH	DIFF	TIME OF DAY
1 -	2:14.654	1:03.553	3:18.207	**(3)**	53.92	13.032	09:48:08.876
2 -	2:06.246	1:01.579	3:07.825	**(2)**	56.90	2.650	09:51:16.701
3 -	***2:04.051***	***1:01.124***	***3:05.175***	***(1)***	***57.71***		***09:54:21.876***

Weather / Track : Bright / Dry

Snetterton 300
Circuit Length = 2.9689 miles
Start: 09:44 Flag 09:55 End: 09:59

BMCRC - MRO Championships 2017 - Rnd 10 @ Snetterton 300

EDIasia Formula 400 inc Sub 64 & Rookies

QUALIFYING - BEST SECTORS

SECTOR 1

POS	NO	NAME	TIME
1	86	SCOTT	**1:37.552**
2	40	PATMORE	**1:38.050**
3	78	POVAH	**1:40.029**
4	2	GILL	**1:41.017**
5	0	HILL	**1:41.403**
6	38	WOOD	**1:42.868**
7	444	MOSS	**1:43.688**
8	34	HICKLING	**1:44.014**
9	69	SAWYER	**1:45.028**
10	83	GIBSON	**1:46.741**
11	23	EVANS	**1:46.788**
12	3	HENNING	**1:47.092**
13	84	SCHOFIELD	**1:47.978**
14	26	THOMPSON	**1:48.211**
15	66	CASWELL	**1:51.972**
16	148	SINCLAIR	**1:52.326**
17	13	EDMONDSON	**1:52.365**
18	17	POCOCK	**1:52.367**
19	42	ATKINS	**1:55.809**
20	53	STEWART	**1:58.342**
21	29	HARWOOD	**1:59.815**
22	117	HARRIS	**2:04.051**
23			
24			
25			
26			

SECTOR 2

NO	NAME	TIME
40	PATMORE	**49.343**
86	SCOTT	**50.134**
78	POVAH	**51.123**
2	GILL	**51.135**
0	HILL	**51.220**
34	HICKLING	**51.503**
38	WOOD	**52.148**
444	MOSS	**52.681**
69	SAWYER	**52.999**
83	GIBSON	**53.234**
23	EVANS	**53.777**
26	THOMPSON	**54.689**
66	CASWELL	**55.664**
148	SINCLAIR	**56.237**
13	EDMONDSON	**57.043**
17	POCOCK	**57.537**
42	ATKINS	**57.989**
53	STEWART	**59.981**
29	HARWOOD	**1:00.386**
117	HARRIS	**1:01.124**

IDEAL / BEST COMPARISON

			IDEAL	BEST	DIFF
		PERFECT LAP	2:26.895		
1	40	PATMORE	2:27.393	2:27.393	0.000
2	86	SCOTT	2:27.686	2:27.686	0.000
3	78	POVAH	2:31.152	2:31.233	0.081
4	2	GILL	2:32.152	2:32.152	0.000
5	0	HILL	2:32.623	2:32.660	0.037
6	38	WOOD	2:35.016	2:35.016	0.000
7	34	HICKLING	2:35.517	2:35.517	0.000
8	444	MOSS	2:36.369	2:37.398	1.029
9	69	SAWYER	2:38.027	2:38.027	0.000
10	83	GIBSON	2:39.975	2:39.975	0.000
11	23	EVANS	2:40.565	2:40.565	0.000
12	26	THOMPSON	2:42.900	2:42.900	0.000
13	66	CASWELL	2:47.636	2:48.266	0.630
14	148	SINCLAIR	2:48.563	2:48.563	0.000
15	13	EDMONDSON	2:49.408	2:49.408	0.000
16	17	POCOCK	2:49.904	2:49.904	0.000
17	42	ATKINS	2:53.798	2:53.798	0.000
18	53	STEWART	2:58.323	2:58.323	0.000
19	29	HARWOOD	3:00.201	3:00.847	0.646
20	117	HARRIS	3:05.175	3:05.175	0.000

Weather / Track : Bright / Dry

Snetterton 300
Circuit Length = 2.9689 miles
Start: 09:44 Flag 09:55 End: 09:59

Results can be found at www.tsl-timing.com

Printed - 10:03 Saturday, 07 October 2017

BMCRC - MRO Championships 2017 - Rnd 10 @ Snetterton 300

EDIasia Formula 400 inc Sub 64 & Rookies

RACE 3 - GRID (5 Laps)

ROW 9	1	26 33 Carl JOHNSTONE	25 21 Ben HUNTER
ROW 8	24 35 Sam DIGBY-BAKER	23 57 Paul FISHER	22 3 Gary HENNING
ROW 7	21 84 Gavin SCHOFIELD	20 117 Jordan HARRIS 3:05.175	19 29 Giles HARWOOD 3:00.847
ROW 6	18 53 Robert STEWART 2:58.323	17 42 David ATKINS 2:53.798	16 17 Andrew POCOCK 2:49.904
ROW 5	15 13 Doug EDMONDSON 2:49.408	14 148 Ashley SINCLAIR 2:48.563	13 66 James CASWELL 2:48.266
ROW 4	12 26 Lydia THOMPSON 2:42.900	11 23 Tham EVANS 2:40.565	10 83 Pete GIBSON 2:39.975
ROW 3	9 69 Richard SAWYER 2:38.027	8 444 Daniel MOSS 2:37.398	7 34 Rich HICKLING 2:35.517
ROW 2	6 38 Hayden WOOD 2:35.016	5 0 Jeremy HILL 2:32.660	4 2 Andrew GILL 2:32.152
ROW 1	3 78 Keith POVAH 2:31.233	2 86 Mathew SCOTT 2:27.686	1 40 Aiden PATMORE 2:27.393

Pole

Snetterton 300
Circuit Length = 2.9689 miles

These results are provisional until the conclusion of any judicial and technical matters.

Clerk Of Course :		Timekeeper :

Results can be found at www.tsl-timing.com

Printed - 10:04 Saturday, 07 October 2017

BMCRC - MRO Championships 2017 - Rnd 10 @ Snetterton 300

EDIasia Formula 400 inc Sub 64 & Rookies

RACE 3 - CLASSIFICATION

POS	NO	CL	PIC	NAME	ENTRY	LAPS	TIME	GAP	DIFF	MPH	BEST	ON
1	2		1	Andrew GILL	Kawasaki -	5	10:58.643			81.13	2:08.810	2
2	0	S	1	Jeremy HILL	Kawasaki - LT-Info.com / ELP Racing	5	11:11.742	13.099	13.099	79.55	2:12.470	4
3	86 *		2	Mathew SCOTT	Kawasaki -	5	11:28.677	30.034	16.935	77.59	2:14.406	5
4	33	S	2	Carl JOHNSTONE	Yamaha - EDIasia	5	11:32.245	33.602	3.568	77.19	2:16.044	4
5	34		3	Rich HICKLING	Kawasaki -	5	11:36.894	38.251	4.649	76.68	2:14.753	4
6	66	S	3	James CASWELL	Honda -	5	11:42.585	43.942	5.691	76.06	2:16.482	5
7	38	S	4	Hayden WOOD	Kawasaki -	5	11:42.951	44.308	0.366	76.02	2:17.826	5
8	29	S	5	Giles HARWOOD	Yamaha -	5	11:43.350	44.707	0.399	75.97	2:16.883	5
9	444	S	6	Daniel MOSS	Kawasaki - OHMracing	5	11:43.952	45.309	0.602	75.91	2:16.311	5
10	84	S	7	Gavin SCHOFIELD	Honda -	5	11:44.312	45.669	0.360	75.87	2:17.729	5
11	23		4	Tham EVANS	Honda - Vanilla Electronics / GF racing	5	11:44.919	46.276	0.607	75.81	2:13.426	4
12	148	R	1	Ashley SINCLAIR	Kawasaki -	5	11:46.660	48.017	1.741	75.62	2:18.947	2
13	13	S	8	Doug EDMONDSON	Yamaha - Wave Racing Developments	5	11:50.078	51.435	3.418	75.25	2:18.069	4
14	21	S	9	Ben HUNTER	Yamaha -	5	11:52.054	53.411	1.976	75.05	2:18.517	4
15	83	S	10	Pete GIBSON	Honda -	5	11:58.476	59.833	6.422	74.38	2:18.483	4
16	26		5	Lydia THOMPSON	Kawasaki - Flintstone Racing - David Simons Tuning	5	12:11.013	1:12.370	12.537	73.10	2:20.659	5
17	42		6	David ATKINS	Honda -	5	12:14.258	1:15.615	3.245	72.78	2:24.188	5
18	69	S	11	Richard SAWYER	Yamaha -	5	12:17.687	1:19.044	3.429	72.44	2:21.546	5
19	53	R	2	Robert STEWART	Kawasaki -	5	12:26.755	1:28.112	9.068	71.56	2:27.178	5
20	35	R/S	1	Sam DIGBY-BAKER	Kawasaki -	5	12:27.312	1:28.669	0.557	71.51	2:25.969	4
21	117	S	12	Jordan HARRIS	Kawasaki -	5	13:06.523	2:07.880	39.211	67.94	2:34.541	5
22	17		7	Andrew POCOCK	Honda -	5	13:06.711	2:08.068	0.188	67.92	2:34.560	5

NOT CLASSIFIED

DNF	40	R	Aiden PATMORE	Kawasaki - Dorset Bikes LTD	0	
DNF	78		Keith POVAH	Kawasaki - 78Plate.com & SUBVERT BoardStore.c	0	
DNF	3		Gary HENNING	Kawasaki - SGT motorcycles	0	

FASTEST LAP

2		Andrew GILL	Kawasaki -	2	2:08.810	82.97 mph	133.53 kph
0	S	Jeremy HILL	Kawasaki - LT-Info.com / ELP Racing	4	2:12.470	80.68 mph	129.84 kph
148	R	Ashley SINCLAIR	Kawasaki -	2	2:18.947	76.92 mph	123.79 kph
35	R/S	Sam DIGBY-BAKER	Kawasaki -	4	2:25.969	73.22 mph	117.83 kph

No. 86 - Transponder stopped working

Class - 90% of Race Speed = 73.01 mph
Class S - 90% of Race Speed = 71.59 mph
Class R - 90% of Race Speed = 68.05 mph
Class R/S - 90% of Race Speed = 64.35 mph

Snetterton 300
Circuit Length = 2.9689 miles
Start: 12:50 Flag 13:01 End: 13:04

Weather / Track : Cloudy / Dry
These results are provisional until the conclusion of any judicial and technical matters.

Clerk Of Course :		Timekeeper :

Results can be found at www.tsl-timing.com

Printed - 13:05 Saturday, 07 October 2017

BMCRC - MRO Championships 2017 - Rnd 10 @ Snetterton 300

EDIasia Formula 400 inc Sub 64 & Rookies

RACE 3 - LAP CHART

LAP 1 @ 12:53:02.064

NO	BEHIND	LAP TIME
2		2:16.331
0	3.106	2:19.437
86	8.741	2:25.072
33	9.430	2:25.761
66	11.459	2:27.790
38	11.823	2:28.154
34	12.308	2:28.639
148	12.443	2:28.774
83	12.546	2:28.877
13	13.532	2:29.863
84	13.613	2:29.944
29	13.623	2:29.954
21	13.756	2:30.087
444	16.734	2:33.065
53	16.864	2:33.195
42	18.865	2:35.196
26	19.357	2:35.688
35	21.706	2:38.037
69	22.157	2:38.488
23	25.816	2:42.147
117	27.717	2:44.048
17	28.709	2:45.040

LAP 2 @ 12:55:10.874

NO	BEHIND	LAP TIME
2		2:08.810
0	7.484	2:13.188
86	17.170	2:17.239
33	17.712	2:17.092
38	21.921	2:18.908
66	22.554	2:19.905
148	22.580	2:18.947
84	22.801	2:17.998
34	23.127	2:19.629
29	23.879	2:19.066
21	24.280	2:19.334
83	25.422	2:21.686
13	25.445	2:20.723
444	27.328	2:19.404
42	34.926	2:24.871
26	35.419	2:24.872
23	35.734	2:18.728
69	36.407	2:23.060
53	39.028	2:30.974
35	40.254	2:27.358
117	54.782	2:35.875
17	56.281	2:36.382

LAP 3 @ 12:57:20.709

NO	BEHIND	LAP TIME
2		2:09.835
0	10.578	2:12.929
86	23.741	2:16.406
33	24.148	2:16.271
38	31.263	2:19.177
34	31.551	2:18.259
66	32.575	2:19.856
148	32.752	2:20.007
84	33.358	2:20.392
29	33.990	2:19.946
21	34.400	2:19.955
83	34.968	2:19.381
444	35.190	2:17.697
13	35.725	2:20.115
23	40.444	2:14.545
42	49.815	2:24.724
26	51.039	2:25.455
53	56.676	2:27.483
35	58.040	2:27.621
69	58.215	2:31.643
117	1:20.546	2:35.599
17	1:22.155	2:35.709

LAP 4 @ 12:59:31.390

NO	BEHIND	LAP TIME
2		2:10.681
0	12.367	2:12.470
86	28.614	2:15.554
33	29.511	2:16.044
34	35.623	2:14.753
38	39.468	2:18.886
66	40.446	2:18.552
29	40.810	2:17.501
84	40.926	2:18.249
148	41.228	2:19.157
444	41.984	2:17.475
21	42.236	2:18.517
83	42.770	2:18.483
13	43.113	2:18.069
23	43.189	2:13.426
42	1:04.413	2:25.279
26	1:04.697	2:24.339
69	1:10.484	2:22.950
35	1:13.328	2:25.969
53	1:13.920	2:27.925
117	1:46.325	2:36.460
17	1:46.494	2:35.020

LAP 5 @ 13:01:44.376

NO	BEHIND	LAP TIME
2		2:12.986
0	13.099	2:13.718
86	30.034	2:14.406
33	33.602	2:17.077
34	38.251	2:15.614
66	43.942	2:16.482
38	44.308	2:17.826
29	44.707	2:16.883
444	45.309	2:16.311
84	45.669	2:17.729
23	46.276	2:16.073
148	48.017	2:19.775
13	51.435	2:21.308
21	53.411	2:24.161
83	59.833	2:30.049
26	1:12.370	2:20.659
42	1:15.615	2:24.188
69	1:19.044	2:21.546
53	1:28.112	2:27.178
35	1:28.669	2:28.327
117	2:07.880	2:34.541
17	2:08.068	2:34.560

Weather / Track : Cloudy / Dry

Snetterton 300
Circuit Length = 2.9689 miles
Start: 12:50 Flag 13:01 End: 13:04

Results can be found at www.tsl-timing.com

Printed - 13:06 Saturday, 07 October 2017

BMCRC - MRO Championships 2017 - Rnd 10 @ Snetterton 300

EDIasia Formula 400 inc Sub 64 & Rookies

RACE 3 - SECTOR ANALYSIS

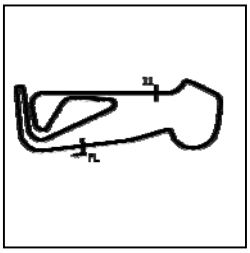

SECTOR 1 = FL to I1, SECTOR 2 = I1 to FL, DIFF = Difference To Personal Best Lap, P = Crossed Finish Line in Pit Lane, D = Time Disallowed

P1 2 Andrew GILL Kawasaki -

IDEAL LAP TIME : 2:08.810 BEST LAP TIME : 2:08.810 DIFFERENCE : 0.000

LAP	SECTOR 1	SECTOR 2	LAP TIME	MPH	DIFF	TIME OF DAY
1 -		43.261	2:16.331	78.39	7.521	12:53:02.064
2 -	***1:25.837***	***42.973***	***2:08.810 (1)***	***82.97***		***12:55:10.874***
3 -	1:26.451	43.384	2:09.835 **(2)**	82.32	1.025	12:57:20.709
4 -	1:26.779	43.902	2:10.681 **(3)**	81.78	1.871	12:59:31.390
5 -	1:28.008	44.978	2:12.986	80.36	4.176	13:01:44.376

P2 0 S Jeremy HILL Kawasaki - LT-Info.com / ELP Racing

IDEAL LAP TIME : 2:12.445 BEST LAP TIME : 2:12.470 DIFFERENCE : 0.025

LAP	SECTOR 1	SECTOR 2	LAP TIME	MPH	DIFF	TIME OF DAY
1 -		44.456	2:19.437	76.65	6.967	12:53:05.170
2 -	1:28.841	44.347	2:13.188 **(3)**	80.24	0.718	12:55:18.358
3 -	1:28.469	44.460	2:12.929 **(2)**	80.40	0.459	12:57:31.287
4 -	1:28.314	***44.156***	***2:12.470 (1)***	***80.68***		***12:59:43.757***
5 -	***1:28.289***	45.429	2:13.718	79.93	1.248	13:01:57.475

P3 86 Mathew SCOTT Kawasaki -

IDEAL LAP TIME : BEST LAP TIME : 2:14.406 DIFFERENCE :

LAP	SECTOR 1	SECTOR 2	LAP TIME	MPH	DIFF	TIME OF DAY
1 -			2:25.072	73.67	10.666	12:53:10.805
2 -			2:17.239	77.87	2.833	12:55:28.044
3 -			2:16.406 **(3)**	78.35	2.000	12:57:44.450
4 -			2:15.554 **(2)**	78.84	1.148	13:00:00.004
5 -			***2:14.406 (1)***	***79.52***		***13:02:14.410***

P4 33 S Carl JOHNSTONE Yamaha - EDIasia

IDEAL LAP TIME : 2:15.433 BEST LAP TIME : 2:16.044 DIFFERENCE : 0.611

LAP	SECTOR 1	SECTOR 2	LAP TIME	MPH	DIFF	TIME OF DAY
1 -		45.838	2:25.761	73.32	9.717	12:53:11.494
2 -	1:30.769	46.323	2:17.092	77.96	1.048	12:55:28.586
3 -	***1:30.051***	46.220	2:16.271 **(2)**	78.43	0.227	12:57:44.857
4 -	1:30.662	***45.382***	***2:16.044 (1)***	***78.56***		***13:00:00.901***
5 -	1:31.222	45.855	2:17.077 **(3)**	77.97	1.033	13:02:17.978

P5 34 Rich HICKLING Kawasaki -

IDEAL LAP TIME : 2:14.753 BEST LAP TIME : 2:14.753 DIFFERENCE : 0.000

LAP	SECTOR 1	SECTOR 2	LAP TIME	MPH	DIFF	TIME OF DAY
1 -		47.492	2:28.639	71.90	13.886	12:53:14.372
2 -	1:33.354	46.275	2:19.629	76.54	4.876	12:55:34.001
3 -	1:32.954	45.305	2:18.259 **(3)**	77.30	3.506	12:57:52.260
4 -	***1:29.630***	***45.123***	***2:14.753 (1)***	***79.31***		***13:00:07.013***
5 -	1:30.030	45.584	2:15.614 **(2)**	78.81	0.861	13:02:22.627

P6 66 S James CASWELL Honda -

IDEAL LAP TIME : 2:16.482 BEST LAP TIME : 2:16.482 DIFFERENCE : 0.000

LAP	SECTOR 1	SECTOR 2	LAP TIME	MPH	DIFF	TIME OF DAY
1 -		47.435	2:27.790	72.31	11.308	12:53:13.523
2 -	1:33.090	46.815	2:19.905	76.39	3.423	12:55:33.428
3 -	1:33.652	46.204	2:19.856 **(3)**	76.42	3.374	12:57:53.284
4 -	1:31.975	46.577	2:18.552 **(2)**	77.14	2.070	13:00:11.836
5 -	***1:31.008***	***45.474***	***2:16.482 (1)***	***78.31***		***13:02:28.318***

P7 38 S Hayden WOOD Kawasaki -

IDEAL LAP TIME : 2:17.713 BEST LAP TIME : 2:17.826 DIFFERENCE : 0.113

LAP	SECTOR 1	SECTOR 2	LAP TIME	MPH	DIFF	TIME OF DAY

Weather / Track : Cloudy / Dry

Snetterton 300
Circuit Length = 2.9689 miles
Start: 12:50 Flag 13:01 End: 13:04

BMCRC - MRO Championships 2017 - Rnd 10 @ Snetterton 300

EDIasia Formula 400 inc Sub 64 & Rookies

RACE 3 - SECTOR ANALYSIS

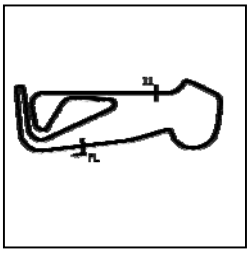

SECTOR 1 = FL to I1, SECTOR 2 = I1 to FL, DIFF = Difference To Personal Best Lap, P = Crossed Finish Line in Pit Lane, D = Time Disallowed

1 -		47.352	2:28.154		72.14	10.328	12:53:13.887
2 -	1:32.616	46.292	2:18.908	(3)	76.94	1.082	12:55:32.795
3 -	1:32.889	46.288	2:19.177		76.79	1.351	12:57:51.972
4 -	1:32.865	***46.021***	2:18.886	(2)	76.95	1.060	13:00:10.858
5 -	***1:31.692***	46.134	***2:17.826***	(1)	***77.54***		***13:02:28.684***

P8 29 S Giles HARWOOD Yamaha -

IDEAL LAP TIME : 2:16.652 BEST LAP TIME : 2:16.883 DIFFERENCE : 0.231

LAP	SECTOR 1	SECTOR 2	LAP TIME		MPH	DIFF	TIME OF DAY
1 -		47.321	2:29.954		71.27	13.071	12:53:15.687
2 -	1:31.993	47.073	2:19.066	(3)	76.85	2.183	12:55:34.753
3 -	1:33.007	46.939	2:19.946		76.37	3.063	12:57:54.699
4 -	***1:30.871***	46.630	2:17.501	(2)	77.73	0.618	13:00:12.200
5 -	1:31.102	***45.781***	***2:16.883***	(1)	***78.08***		***13:02:29.083***

P9 444 S Daniel MOSS Kawasaki - OHMracing

IDEAL LAP TIME : 2:16.311 BEST LAP TIME : 2:16.311 DIFFERENCE : 0.000

LAP	SECTOR 1	SECTOR 2	LAP TIME		MPH	DIFF	TIME OF DAY
1 -		54.024	2:33.065		69.82	16.754	12:53:18.798
2 -	1:32.773	46.631	2:19.404		76.66	3.093	12:55:38.202
3 -	1:31.108	46.589	2:17.697	(3)	77.62	1.386	12:57:55.899
4 -	1:31.169	46.306	2:17.475	(2)	77.74	1.164	13:00:13.374
5 -	***1:30.889***	***45.422***	***2:16.311***	(1)	***78.40***		***13:02:29.685***

P10 84 S Gavin SCHOFIELD Honda -

IDEAL LAP TIME : 2:17.358 BEST LAP TIME : 2:17.729 DIFFERENCE : 0.371

LAP	SECTOR 1	SECTOR 2	LAP TIME		MPH	DIFF	TIME OF DAY
1 -		47.195	2:29.944		71.28	12.215	12:53:15.677
2 -	1:31.590	46.408	2:17.998	(2)	77.45	0.269	12:55:33.675
3 -	1:33.652	46.740	2:20.392		76.13	2.663	12:57:54.067
4 -	1:32.009	***46.240***	2:18.249	(3)	77.31	0.520	13:00:12.316
5 -	***1:31.118***	46.611	***2:17.729***	(1)	***77.60***		***13:02:30.045***

P11 23 Tham EVANS Honda - Vanilla Electronics / GF racing

IDEAL LAP TIME : 2:13.229 BEST LAP TIME : 2:13.426 DIFFERENCE : 0.197

LAP	SECTOR 1	SECTOR 2	LAP TIME		MPH	DIFF	TIME OF DAY
1 -		50.671	2:42.147		65.91	28.721	12:53:27.880
2 -	1:31.530	47.198	2:18.728		77.04	5.302	12:55:46.608
3 -	1:29.265	45.280	2:14.545	(2)	79.43	1.119	12:58:01.153
4 -	***1:28.689***	44.737	***2:13.426***	(1)	***80.10***		***13:00:14.579***
5 -	1:31.533	***44.540***	2:16.073	(3)	78.54	2.647	13:02:30.652

P12 148 R Ashley SINCLAIR Kawasaki -

IDEAL LAP TIME : 2:18.581 BEST LAP TIME : 2:18.947 DIFFERENCE : 0.366

LAP	SECTOR 1	SECTOR 2	LAP TIME		MPH	DIFF	TIME OF DAY
1 -		47.456	2:28.774		71.84	9.827	12:53:14.507
2 -	1:32.449	46.498	***2:18.947***	(1)	***76.92***		***12:55:33.454***
3 -	1:33.431	46.576	2:20.007		76.33	1.060	12:57:53.461
4 -	***1:32.222***	46.935	2:19.157	(2)	76.80	0.210	13:00:12.618
5 -	1:33.416	***46.359***	2:19.775	(3)	76.46	0.828	13:02:32.393

P13 13 S Doug EDMONDSON Yamaha - Wave Racing Developments

IDEAL LAP TIME : 2:18.069 BEST LAP TIME : 2:18.069 DIFFERENCE : 0.000

LAP	SECTOR 1	SECTOR 2	LAP TIME		MPH	DIFF	TIME OF DAY
1 -		48.052	2:29.863		71.31	11.794	12:53:15.596
2 -	1:33.964	46.759	2:20.723	(3)	75.95	2.654	12:55:36.319
3 -	1:32.929	47.186	2:20.115	(2)	76.28	2.046	12:57:56.434
4 -	***1:31.862***	***46.207***	***2:18.069***	(1)	***77.41***		***13:00:14.503***

Weather / Track : Cloudy / Dry

Snetterton 300
Circuit Length = 2.9689 miles
Start: 12:50 Flag 13:01 End: 13:04

BMCRC - MRO Championships 2017 - Rnd 10 @ Snetterton 300

EDIasia Formula 400 inc Sub 64 & Rookies

RACE 3 - SECTOR ANALYSIS

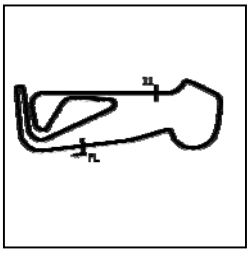

SECTOR 1 = FL to I1, SECTOR 2 = I1 to FL, DIFF = Difference To Personal Best Lap, P = Crossed Finish Line in Pit Lane, D = Time Disallowed

5 -	1:34.635	46.673	2:21.308	75.63	3.239	13:02:35.811

P14 21 S Ben HUNTER Yamaha -

IDEAL LAP TIME : 2:18.115 BEST LAP TIME : 2:18.517 DIFFERENCE : 0.402

LAP	SECTOR 1	SECTOR 2	LAP TIME	MPH	DIFF	TIME OF DAY
1 -		47.309	2:30.087	71.21	11.570	12:53:15.820
2 -	1:33.068	***46.266***	2:19.334 **(2)**	76.70	0.817	12:55:35.154
3 -	1:33.350	46.605	2:19.955 **(3)**	76.36	1.438	12:57:55.109
4 -	***1:31.849***	46.668	***2:18.517*** **(1)**	***77.16***		***13:00:13.626***
5 -	1:36.253	47.908	2:24.161	74.13	5.644	13:02:37.787

P15 83 S Pete GIBSON Honda -

IDEAL LAP TIME : 2:18.483 BEST LAP TIME : 2:18.483 DIFFERENCE : 0.000

LAP	SECTOR 1	SECTOR 2	LAP TIME	MPH	DIFF	TIME OF DAY
1 -		47.744	2:28.877	71.79	10.394	12:53:14.610
2 -	1:34.536	47.150	2:21.686 **(3)**	75.43	3.203	12:55:36.296
3 -	1:32.503	46.878	2:19.381 **(2)**	76.68	0.898	12:57:55.677
4 -	***1:32.221***	***46.262***	***2:18.483*** **(1)**	***77.17***		***13:00:14.160***
5 -	1:42.690	47.359	2:30.049	71.23	11.566	13:02:44.209

P16 26 Lydia THOMPSON Kawasaki - Flintstone Racing - David Simons Tuning

IDEAL LAP TIME : 2:20.659 BEST LAP TIME : 2:20.659 DIFFERENCE : 0.000

LAP	SECTOR 1	SECTOR 2	LAP TIME	MPH	DIFF	TIME OF DAY
1 -		48.672	2:35.688	68.65	15.029	12:53:21.421
2 -	1:36.830	48.042	2:24.872 **(3)**	73.77	4.213	12:55:46.293
3 -	1:36.411	49.044	2:25.455	73.48	4.796	12:58:11.748
4 -	1:36.309	48.030	2:24.339 **(2)**	74.04	3.680	13:00:36.087
5 -	***1:33.686***	***46.973***	***2:20.659*** **(1)**	***75.98***		***13:02:56.746***

P17 42 David ATKINS Honda -

IDEAL LAP TIME : 2:22.900 BEST LAP TIME : 2:24.188 DIFFERENCE : 1.288

LAP	SECTOR 1	SECTOR 2	LAP TIME	MPH	DIFF	TIME OF DAY
1 -		49.763	2:35.196	68.86	11.008	12:53:20.929
2 -	1:36.989	***47.882***	2:24.871 **(3)**	73.77	0.683	12:55:45.800
3 -	1:35.729	48.995	2:24.724 **(2)**	73.85	0.536	12:58:10.524
4 -	1:36.949	48.330	2:25.279	73.56	1.091	13:00:35.803
5 -	***1:35.018***	49.170	***2:24.188*** **(1)**	***74.12***		***13:02:59.991***

P18 69 S Richard SAWYER Yamaha -

IDEAL LAP TIME : 2:21.546 BEST LAP TIME : 2:21.546 DIFFERENCE : 0.000

LAP	SECTOR 1	SECTOR 2	LAP TIME	MPH	DIFF	TIME OF DAY
1 -		55.669	2:38.488	67.43	16.942	12:53:24.221
2 -	1:34.730	48.330	2:23.060 **(3)**	74.71	1.514	12:55:47.281
3 -	1:35.998	55.645	2:31.643	70.48	10.097	12:58:18.924
4 -	1:35.666	47.284	2:22.950 **(2)**	74.76	1.404	13:00:41.874
5 -	***1:34.628***	***46.918***	***2:21.546*** **(1)**	***75.50***		***13:03:03.420***

P19 53 R Robert STEWART Kawasaki -

IDEAL LAP TIME : 2:25.284 BEST LAP TIME : 2:27.178 DIFFERENCE : 1.894

LAP	SECTOR 1	SECTOR 2	LAP TIME	MPH	DIFF	TIME OF DAY
1 -		49.278	2:33.195	69.76	6.017	12:53:18.928
2 -	1:41.936	***49.038***	2:30.974	70.79	3.796	12:55:49.902
3 -	1:37.115	50.368	2:27.483 **(2)**	72.46	0.305	12:58:17.385
4 -	1:38.214	49.711	2:27.925 **(3)**	72.25	0.747	13:00:45.310
5 -	***1:36.246***	50.932	***2:27.178*** **(1)**	***72.62***		***13:03:12.488***

Weather / Track : Cloudy / Dry

Snetterton 300
Circuit Length = 2.9689 miles
Start: 12:50 Flag 13:01 End: 13:04

BMCRC - MRO Championships 2017 - Rnd 10 @ Snetterton 300

EDIasia Formula 400 inc Sub 64 & Rookies

RACE 3 - SECTOR ANALYSIS

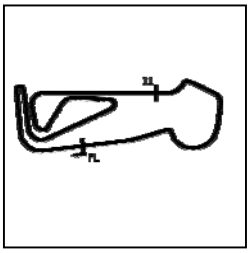

SECTOR 1 = FL to I1, SECTOR 2 = I1 to FL, DIFF = Difference To Personal Best Lap, P = Crossed Finish Line in Pit Lane, D = Time Disallowed

P20 35 R/S Sam DIGBY-BAKER Kawasaki -

IDEAL LAP TIME : 2:25.969 BEST LAP TIME : 2:25.969 DIFFERENCE : 0.000

LAP	SECTOR 1	SECTOR 2	LAP TIME	MPH	DIFF	TIME OF DAY
1 -		50.527	2:38.037	67.62	12.068	12:53:23.770
2 -	1:37.502	49.856	2:27.358 **(2)**	72.53	1.389	12:55:51.128
3 -	1:37.483	50.138	2:27.621 **(3)**	72.40	1.652	12:58:18.749
4 -	***1:36.889***	***49.080***	***2:25.969*** **(1)**	***73.22***		***13:00:44.718***
5 -	1:37.107	51.220	2:28.327	72.05	2.358	13:03:13.045

P21 117 S Jordan HARRIS Kawasaki -

IDEAL LAP TIME : 2:34.541 BEST LAP TIME : 2:34.541 DIFFERENCE : 0.000

LAP	SECTOR 1	SECTOR 2	LAP TIME	MPH	DIFF	TIME OF DAY
1 -		52.914	2:44.048	65.15	9.507	12:53:29.781
2 -	1:42.882	52.993	2:35.875 **(3)**	68.56	1.334	12:56:05.656
3 -	1:42.886	52.713	2:35.599 **(2)**	68.68	1.058	12:58:41.255
4 -	1:44.101	52.359	2:36.460	68.31	1.919	13:01:17.715
5 -	***1:42.635***	***51.906***	***2:34.541*** **(1)**	***69.16***		***13:03:52.256***

P22 17 Andrew POCOCK Honda -

IDEAL LAP TIME : 2:34.307 BEST LAP TIME : 2:34.560 DIFFERENCE : 0.253

LAP	SECTOR 1	SECTOR 2	LAP TIME	MPH	DIFF	TIME OF DAY
1 -		54.207	2:45.040	64.76	10.480	12:53:30.773
2 -	1:43.585	52.797	2:36.382	68.34	1.822	12:56:07.155
3 -	1:42.619	53.090	2:35.709 **(3)**	68.64	1.149	12:58:42.864
4 -	***1:41.989***	53.031	2:35.020 **(2)**	68.94	0.460	13:01:17.884
5 -	1:42.242	***52.318***	***2:34.560*** **(1)**	***69.15***		***13:03:52.444***

Weather / Track : Cloudy / Dry

Snetterton 300
Circuit Length = 2.9689 miles
Start: 12:50 Flag 13:01 End: 13:04

BMCRC - MRO Championships 2017 - Rnd 10 @ Snetterton 300

EDIasia Formula 400 inc Sub 64 & Rookies

RACE 3 - BEST SECTORS

SECTOR 1				SECTOR 2				IDEAL / BEST COMPARISON					
POS	NO	NAME	TIME	NO	NAME	TIME		POS	NO	NAME	IDEAL	BEST	DIFF
										PERFECT LAP	2:08.810		
1	2	GILL	**1:25.837**	2	GILL	**42.973**		1	2	GILL	2:08.810	2:08.810	0.000
2	0	HILL	**1:28.289**	0	HILL	**44.156**		2	0	HILL	2:12.445	2:12.470	0.025
3	23	EVANS	**1:28.689**	23	EVANS	**44.540**		3	23	EVANS	2:13.229	2:13.426	0.197
4	34	HICKLING	**1:29.630**	34	HICKLING	**45.123**		4	34	HICKLING	2:14.753	2:14.753	0.000
5	33	JOHNSTONE	**1:30.051**	33	JOHNSTONE	**45.382**		5	33	JOHNSTONE	2:15.433	2:16.044	0.611
6	29	HARWOOD	**1:30.871**	444	MOSS	**45.422**		6	444	MOSS	2:16.311	2:16.311	0.000
7	444	MOSS	**1:30.889**	66	CASWELL	**45.474**		7	66	CASWELL	2:16.482	2:16.482	0.000
8	66	CASWELL	**1:31.008**	29	HARWOOD	**45.781**		8	29	HARWOOD	2:16.652	2:16.883	0.231
9	84	SCHOFIELD	**1:31.118**	38	WOOD	**46.021**		9	84	SCHOFIELD	2:17.358	2:17.729	0.371
10	38	WOOD	**1:31.692**	13	EDMONDSON	**46.207**		10	38	WOOD	2:17.713	2:17.826	0.113
11	21	HUNTER	**1:31.849**	84	SCHOFIELD	**46.240**		11	13	EDMONDSON	2:18.069	2:18.069	0.000
12	13	EDMONDSON	**1:31.862**	83	GIBSON	**46.262**		12	21	HUNTER	2:18.115	2:18.517	0.402
13	83	GIBSON	**1:32.221**	21	HUNTER	**46.266**		13	83	GIBSON	2:18.483	2:18.483	0.000
14	148	SINCLAIR	**1:32.222**	148	SINCLAIR	**46.359**		14	148	SINCLAIR	2:18.581	2:18.947	0.366
15	26	THOMPSON	**1:33.686**	69	SAWYER	**46.918**		15	26	THOMPSON	2:20.659	2:20.659	0.000
16	69	SAWYER	**1:34.628**	26	THOMPSON	**46.973**		16	69	SAWYER	2:21.546	2:21.546	0.000
17	42	ATKINS	**1:35.018**	42	ATKINS	**47.882**		17	42	ATKINS	2:22.900	2:24.188	1.288
18	53	STEWART	**1:36.246**	53	STEWART	**49.038**		18	53	STEWART	2:25.284	2:27.178	1.894
19	35	DIGBY-BAKER	**1:36.889**	35	DIGBY-BAKER	**49.080**		19	35	DIGBY-BAKER	2:25.969	2:25.969	0.000
20	17	POCOCK	**1:41.989**	117	HARRIS	**51.906**		20	17	POCOCK	2:34.307	2:34.560	0.253
21	117	HARRIS	**1:42.635**	17	POCOCK	**52.318**		21	117	HARRIS	2:34.541	2:34.541	0.000
22								22	86	SCOTT		2:14.406	
23													
24													
25													

Weather / Track : Cloudy / Dry

Snetterton 300
Circuit Length = 2.9689 miles
Start: 12:50 Flag 13:01 End: 13:04

Results can be found at www.tsl-timing.com

Printed - 13:06 Saturday, 07 October 2017

BMCRC - MRO Championships 2017 - Rnd 10 @ Snetterton 300

EDIasia Formula 400 inc Sub 64 & Rookies

RACE 12 - GRID (5 Laps)

ROW 9			1		26	57 Paul FISHER	25	3 Gary HENNING
ROW 8	24	78 Keith POVAH	23	40 Aiden PATMORE	22	17 Andrew POCOCK 2:34.560		
ROW 7			21	117 Jordan HARRIS 2:34.541	20	53 Robert STEWART 2:27.178	19	35 Sam DIGBY-BAKER 2:25.969
ROW 6	18	42 David ATKINS 2:24.188	17	69 Richard SAWYER 2:21.546	16	26 Lydia THOMPSON 2:20.659		
ROW 5			15	148 Ashley SINCLAIR 2:18.947	14	21 Ben HUNTER 2:18.517	13	83 Pete GIBSON 2:18.483
ROW 4	12	13 Doug EDMONDSON 2:18.069	11	38 Hayden WOOD 2:17.826	10	84 Gavin SCHOFIELD 2:17.729		
ROW 3			9	29 Giles HARWOOD 2:16.883	8	66 James CASWELL 2:16.482	7	444 Daniel MOSS 2:16.311
ROW 2	6	33 Carl JOHNSTONE 2:16.044	5	34 Rich HICKLING 2:14.753	4	86 Mathew SCOTT 2:14.406		
ROW 1			3	23 Tham EVANS 2:13.426	2	0 Jeremy HILL 2:12.470	1	2 Andrew GILL 2:08.810

Pole

Snetterton 300
Circuit Length = 2.9689 miles

These results are provisional until the conclusion of any judicial and technical matters.

Clerk Of Course :		Timekeeper :

Results can be found at www.tsl-timing.com

Printed - 13:10 Saturday, 07 October 2017

BMCRC - MRO Championships 2017 - Rnd 10 @ Snetterton 300

EDIasia Formula 400 inc Sub 64 & Rookies

RACE 12 - CLASSIFICATION

POS	NO	CL	PIC	NAME	ENTRY	LAPS	TIME	GAP	DIFF	MPH	BEST	ON
1	**2**		1	Andrew GILL	Kawasaki -	**5**	13:15.745			67.15	**2:36.587**	3
2	**38**	S	1	Hayden WOOD	Kawasaki -	**5**	13:20.424	**4.679**	4.679	66.76	**2:37.862**	2
3	**34**	S	2	Rich HICKLING	Kawasaki -	**5**	13:24.254	**8.509**	3.830	66.44	**2:35.876**	5
4	**86**		2	Mathew SCOTT	Kawasaki -	**5**	13:26.653	**10.908**	2.399	66.24	**2:36.581**	5
5	**33**	S	3	Carl JOHNSTONE	Yamaha - EDIasia	**5**	13:34.724	**18.979**	8.071	65.59	**2:36.833**	5
6	**78**		3	Keith POVAH	Kawasaki - 78Plate.com & SUBVERT BoardStore.c	**5**	13:35.639	**19.894**	0.915	65.51	**2:39.813**	4
7	**444**	S	4	Daniel MOSS	Kawasaki - OHMracing	**5**	13:37.048	**21.303**	1.409	65.40	**2:40.696**	5
8	**40**	R	1	Aiden PATMORE	Kawasaki - Dorset Bikes LTD	**5**	13:39.331	**23.586**	2.283	65.22	**2:40.211**	5
9	**66**	S	5	James CASWELL	Honda -	**5**	14:21.091	**1:05.346**	41.760	62.06	**2:48.431**	4
10	**84**	S	6	Gavin SCHOFIELD	Honda -	**5**	14:24.014	**1:08.269**	2.923	61.85	**2:49.308**	5
11	**26**		4	Lydia THOMPSON	Kawasaki - Flintstone Racing - David Simons Tuning	**5**	14:31.811	**1:16.066**	7.797	61.29	**2:52.287**	4
12	**148**	R	2	Ashley SINCLAIR	Kawasaki -	**5**	14:32.146	**1:16.401**	0.335	61.27	**2:50.657**	5
13	**42**		5	David ATKINS	Honda -	**5**	15:01.638	**1:45.893**	29.492	59.27	**2:55.801**	5
14	**21**	S	7	Ben HUNTER	Yamaha -	**5**	15:12.546	**1:56.801**	10.908	58.56	**2:58.866**	2
15	**57**	S	8	Paul FISHER	Kawasaki -	**5**	15:16.895	**2:01.150**	4.349	58.28	**2:58.337**	5
16	**29**	S	9	Giles HARWOOD	Yamaha -	**5**	15:26.545	**2:10.800**	9.650	57.67	**3:01.192**	3
17	**17**		6	Andrew POCOCK	Honda -	**5**	15:27.252	**2:11.507**	0.707	57.63	**3:01.019**	3
18	**53**	R	3	Robert STEWART	Kawasaki -	**5**	15:30.855	**2:15.110**	3.603	57.40	**3:00.020**	3
				NOT CLASSIFIED								
DNF	**35**	R/S		Sam DIGBY-BAKER	Kawasaki -	**3**	8:46.908	**2 Laps**	2 Laps	60.85	**2:49.087**	3
DNF	**0**	S		Jeremy HILL	Kawasaki - LT-Info.com / ELP Racing	**2**	5:21.648	**3 Laps**	1 Lap	66.45	**2:37.457**	2
DNF	**23**			Tham EVANS	Honda - Vanilla Electronics / GF racing	**2**	5:39.367	**3 Laps**	17.719	62.98	**2:46.994**	2
DNF	**83**	S		Pete GIBSON	Honda -	**1**	3:07.335	**4 Laps**	1 Lap	57.05		
DNF	**13**	S		Doug EDMONDSON	Yamaha - Wave Racing Developments	**0**						
DNF	**117**	S		Jordan HARRIS	Kawasaki -	**0**						
DNF	**3**			Gary HENNING	Kawasaki - SGT motorcycles	**0**						

FASTEST LAP

34	S	Rich HICKLING	Kawasaki -	**5**	2:35.876	68.56 mph	110.34 kph
86		Mathew SCOTT	Kawasaki -	**5**	2:36.581	68.25 mph	109.85 kph
40	R	Aiden PATMORE	Kawasaki - Dorset Bikes LTD	**5**	2:40.211	66.71 mph	107.36 kph
35	R/S	Sam DIGBY-BAKER	Kawasaki -	**3**	2:49.087	63.21 mph	101.72 kph

Class - 90% of Race Speed = 60.43 mph
Class S - 90% of Race Speed = 60.08 mph
Class R - 90% of Race Speed = 58.69 mph

Snetterton 300
Circuit Length = 2.9689 miles
Start: 17:33 Flag 17:46 End: 17:48

Weather / Track : Rain / Wet
These results are provisional until the conclusion of any judicial and technical matters.

Clerk Of Course :		Timekeeper :

Results can be found at www.tsl-timing.com

Printed - 17:49 Saturday, 07 October 2017

BMCRC - MRO Championships 2017 - Rnd 10 @ Snetterton 300

EDIasia Formula 400 inc Sub 64 & Rookies

RACE 12 - LAP CHART

LAP 1 @ 17:35:50.250

NO	BEHIND	LAP TIME
2		2:43.212
0	0.979	2:44.191
38	2.200	2:45.412
444	4.250	2:47.462
86	5.228	2:48.440
34	8.063	2:51.275
40	8.879	2:52.091
23	9.161	2:52.373
78	10.158	2:53.370
33	10.325	2:53.537
66	17.037	3:00.249
84	17.179	3:00.391
26	17.849	3:01.061
148	20.411	3:03.623
21	23.812	3:07.024
83	24.123	3:07.335
35	24.786	3:07.998
29	26.900	3:10.112
42	29.411	3:12.623
57	29.496	3:12.708
53	30.721	3:13.933
17	34.209	3:17.421

LAP 2 @ 17:38:27.733

NO	BEHIND	LAP TIME
2		2:37.483
0	0.953	2:37.457
38	2.579	2:37.862
86	10.548	2:42.803
34	10.759	2:40.179
444	11.015	2:44.248
40	12.185	2:40.789
78	14.662	2:41.987
33	15.389	2:42.547
23	18.672	2:46.994
84	32.520	2:52.824
66	32.790	2:53.236
26	33.573	2:53.207
35	37.126	2:49.823
148	37.420	2:54.492
21	45.195	2:58.866
42	51.660	2:59.732
29	51.745	3:02.328
57	55.231	3:03.218
53	56.413	3:03.175
17	1:01.261	3:04.535

LAP 3 @ 17:41:04.320

NO	BEHIND	LAP TIME
2		2:36.587
38	4.576	2:38.584
34	13.833	2:39.661
86	15.046	2:41.085
444	16.719	2:42.291
78	18.501	2:40.426
40	19.072	2:43.474
33	19.720	2:40.918
84	45.425	2:49.492
66	45.827	2:49.624
35	49.626	2:49.087
26	49.646	2:52.660
148	52.178	2:51.345
21	1:08.204	2:59.596
42	1:12.557	2:57.484
29	1:16.350	3:01.192
53	1:19.846	3:00.020
57	1:21.089	3:02.445
17	1:25.693	3:01.019

LAP 4 @ 17:43:42.783

NO	BEHIND	LAP TIME
2		2:38.463
38	5.503	2:39.390
34	12.633	2:37.263
86	14.327	2:37.744
78	19.851	2:39.813
444	20.607	2:42.351
33	22.146	2:40.889
40	23.375	2:42.766
66	55.795	2:48.431
84	58.961	2:51.999
26	1:03.470	2:52.287
148	1:05.744	2:52.029
42	1:30.092	2:55.998
21	1:32.064	3:02.323
57	1:42.813	3:00.187
29	1:43.647	3:05.760
53	1:48.258	3:06.875
17	1:49.045	3:01.815

LAP 5 @ 17:46:22.783

NO	BEHIND	LAP TIME
2		2:40.000
38	4.679	2:39.176
34	8.509	2:35.876
86	10.908	2:36.581
33	18.979	2:36.833
78	19.894	2:40.043
444	21.303	2:40.696
40	23.586	2:40.211
66	1:05.346	2:49.551
84	1:08.269	2:49.308
26	1:16.066	2:52.596
148	1:16.401	2:50.657
42	1:45.893	2:55.801
21	1:56.801	3:04.737
57	2:01.150	2:58.337
29	2:10.800	3:07.153
17	2:11.507	3:02.462
53	2:15.110	3:06.852

Weather / Track : Rain / Wet

Snetterton 300
Circuit Length = 2.9689 miles
Start: 17:33 Flag 17:46 End: 17:48

BMCRC - MRO Championships 2017 - Rnd 10 @ Snetterton 300

EDIasia Formula 400 inc Sub 64 & Rookies

RACE 12 - SECTOR ANALYSIS

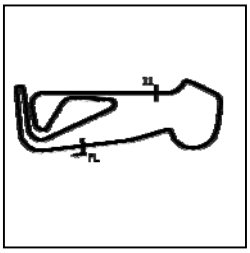

SECTOR 1 = FL to I1, SECTOR 2 = I1 to FL, DIFF = Difference To Personal Best Lap, P = Crossed Finish Line in Pit Lane, D = Time Disallowed

P1 2 Andrew GILL Kawasaki -

IDEAL LAP TIME : 2:36.587 BEST LAP TIME : 2:36.587 DIFFERENCE : 0.000

LAP	SECTOR 1	SECTOR 2	LAP TIME	MPH	DIFF	TIME OF DAY
1 -		52.815	2:43.212	65.48	6.625	17:35:50.250
2 -	1:44.867	52.616	2:37.483 (2)	67.86	0.896	17:38:27.733
3 -	***1:44.231***	***52.356***	***2:36.587 (1)***	***68.25***		***17:41:04.320***
4 -	1:45.378	53.085	2:38.463 (3)	67.44	1.876	17:43:42.783
5 -	1:45.662	54.338	2:40.000	66.80	3.413	17:46:22.783

P2 38 S Hayden WOOD Kawasaki -

IDEAL LAP TIME : 2:37.266 BEST LAP TIME : 2:37.862 DIFFERENCE : 0.596

LAP	SECTOR 1	SECTOR 2	LAP TIME	MPH	DIFF	TIME OF DAY
1 -		***52.521***	2:45.412	64.61	7.550	17:35:52.450
2 -	***1:44.745***	53.117	***2:37.862 (1)***	***67.70***		***17:38:30.312***
3 -	1:44.783	53.801	2:38.584 (2)	67.39	0.722	17:41:08.896
4 -	1:45.621	53.769	2:39.390	67.05	1.528	17:43:48.286
5 -	1:45.420	53.756	2:39.176 (3)	67.14	1.314	17:46:27.462

P3 34 S Rich HICKLING Kawasaki -

IDEAL LAP TIME : 2:35.876 BEST LAP TIME : 2:35.876 DIFFERENCE : 0.000

LAP	SECTOR 1	SECTOR 2	LAP TIME	MPH	DIFF	TIME OF DAY
1 -		54.550	2:51.275	62.40	15.399	17:35:58.313
2 -	1:45.892	54.287	2:40.179	66.72	4.303	17:38:38.492
3 -	1:45.649	54.012	2:39.661 (3)	66.94	3.785	17:41:18.153
4 -	1:44.478	52.785	2:37.263 (2)	67.96	1.387	17:43:55.416
5 -	***1:43.311***	***52.565***	***2:35.876 (1)***	***68.56***		***17:46:31.292***

P4 86 Mathew SCOTT Kawasaki -

IDEAL LAP TIME : 2:36.581 BEST LAP TIME : 2:36.581 DIFFERENCE : 0.000

LAP	SECTOR 1	SECTOR 2	LAP TIME	MPH	DIFF	TIME OF DAY
1 -		53.807	2:48.440	63.45	11.859	17:35:55.478
2 -	1:48.310	54.493	2:42.803	65.65	6.222	17:38:38.281
3 -	1:46.704	54.381	2:41.085 (3)	66.35	4.504	17:41:19.366
4 -	1:44.644	53.100	2:37.744 (2)	67.75	1.163	17:43:57.110
5 -	***1:43.822***	***52.759***	***2:36.581 (1)***	***68.25***		***17:46:33.691***

P5 33 S Carl JOHNSTONE Yamaha - EDIasia

IDEAL LAP TIME : 2:36.833 BEST LAP TIME : 2:36.833 DIFFERENCE : 0.000

LAP	SECTOR 1	SECTOR 2	LAP TIME	MPH	DIFF	TIME OF DAY
1 -		56.264	2:53.537	61.58	16.704	17:36:00.575
2 -	1:49.389	53.158	2:42.547	65.75	5.714	17:38:43.122
3 -	1:46.222	54.696	2:40.918 (3)	66.41	4.085	17:41:24.040
4 -	1:47.452	53.437	2:40.889 (2)	66.43	4.056	17:44:04.929
5 -	***1:44.185***	***52.648***	***2:36.833 (1)***	***68.14***		***17:46:41.762***

P6 78 Keith POVAH Kawasaki - 78Plate.com & SUBVERT BoardStore.com

IDEAL LAP TIME : 2:39.024 BEST LAP TIME : 2:39.813 DIFFERENCE : 0.789

LAP	SECTOR 1	SECTOR 2	LAP TIME	MPH	DIFF	TIME OF DAY
1 -		55.253	2:53.370	61.64	13.557	17:36:00.408
2 -	1:48.147	53.840	2:41.987	65.98	2.174	17:38:42.395
3 -	***1:45.616***	54.810	2:40.426 (3)	66.62	0.613	17:41:22.821
4 -	1:46.204	53.609	***2:39.813 (1)***	***66.87***		***17:44:02.634***
5 -	1:46.635	***53.408***	2:40.043 (2)	66.78	0.230	17:46:42.677

P7 444 S Daniel MOSS Kawasaki - OHMracing

IDEAL LAP TIME : 2:40.696 BEST LAP TIME : 2:40.696 DIFFERENCE : 0.000

LAP	SECTOR 1	SECTOR 2	LAP TIME	MPH	DIFF	TIME OF DAY

Weather / Track : Rain / Wet

Snetterton 300
Circuit Length = 2.9689 miles
Start: 17:33 Flag 17:46 End: 17:48

BMCRC - MRO Championships 2017 - Rnd 10 @ Snetterton 300

EDIasia Formula 400 inc Sub 64 & Rookies

RACE 12 - SECTOR ANALYSIS

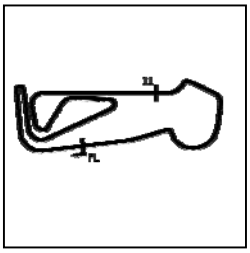

SECTOR 1 = FL to I1, SECTOR 2 = I1 to FL, DIFF = Difference To Personal Best Lap, P = Crossed Finish Line in Pit Lane, D = Time Disallowed

1 -		53.493	2:47.462	63.82	6.766	17:35:54.500
2 -	1:49.371	54.877	2:44.248	65.07	3.552	17:38:38.748
3 -	1:47.781	54.510	2:42.291 **(2)**	65.85	1.595	17:41:21.039
4 -	1:47.828	54.523	2:42.351 **(3)**	65.83	1.655	17:44:03.390
5 -	***1:47.273***	***53.423***	***2:40.696*** **(1)**	***66.51***		***17:46:44.086***

P8 40 R Aiden PATMORE

Kawasaki - Dorset Bikes LTD

IDEAL LAP TIME : 2:40.205 BEST LAP TIME : 2:40.211 DIFFERENCE : 0.006

LAP	SECTOR 1	SECTOR 2	LAP TIME	MPH	DIFF	TIME OF DAY
1 -		55.210	2:52.091	62.10	11.880	17:35:59.129
2 -	1:45.605	55.184	2:40.789 **(2)**	66.47	0.578	17:38:39.918
3 -	1:47.223	56.251	2:43.474	65.38	3.263	17:41:23.392
4 -	1:47.835	***54.931***	2:42.766 **(3)**	65.66	2.555	17:44:06.158
5 -	***1:45.274***	54.937	***2:40.211*** **(1)**	***66.71***		***17:46:46.369***

P9 66 S James CASWELL

Honda -

IDEAL LAP TIME : 2:47.986 BEST LAP TIME : 2:48.431 DIFFERENCE : 0.445

LAP	SECTOR 1	SECTOR 2	LAP TIME	MPH	DIFF	TIME OF DAY
1 -		58.480	3:00.249	59.29	11.818	17:36:07.287
2 -	1:55.093	58.143	2:53.236	61.69	4.805	17:39:00.523
3 -	1:52.325	***57.299***	2:49.624 **(3)**	63.01	1.193	17:41:50.147
4 -	***1:50.687***	57.744	***2:48.431*** **(1)**	***63.45***		***17:44:38.578***
5 -	1:52.106	57.445	2:49.551 **(2)**	63.03	1.120	17:47:28.129

P10 84 S Gavin SCHOFIELD

Honda -

IDEAL LAP TIME : 2:48.066 BEST LAP TIME : 2:49.308 DIFFERENCE : 1.242

LAP	SECTOR 1	SECTOR 2	LAP TIME	MPH	DIFF	TIME OF DAY
1 -		57.899	3:00.391	59.24	11.083	17:36:07.429
2 -	1:54.733	58.091	2:52.824	61.84	3.516	17:39:00.253
3 -	***1:51.211***	58.281	2:49.492 **(2)**	63.05	0.184	17:41:49.745
4 -	1:54.497	57.502	2:51.999 **(3)**	62.14	2.691	17:44:41.744
5 -	1:52.453	***56.855***	***2:49.308*** **(1)**	***63.12***		***17:47:31.052***

P11 26 Lydia THOMPSON

Kawasaki - Flintstone Racing - David Simons Tuning

IDEAL LAP TIME : 2:50.951 BEST LAP TIME : 2:52.287 DIFFERENCE : 1.336

LAP	SECTOR 1	SECTOR 2	LAP TIME	MPH	DIFF	TIME OF DAY
1 -		***56.833***	3:01.061	59.03	8.774	17:36:08.099
2 -	1:54.974	58.233	2:53.207	61.70	0.920	17:39:01.306
3 -	1:54.307	58.353	2:52.660 **(3)**	61.90	0.373	17:41:53.966
4 -	1:55.223	57.064	***2:52.287*** **(1)**	***62.03***		***17:44:46.253***
5 -	***1:54.118***	58.478	2:52.596 **(2)**	61.92	0.309	17:47:38.849

P12 148 R Ashley SINCLAIR

Kawasaki -

IDEAL LAP TIME : 2:50.418 BEST LAP TIME : 2:50.657 DIFFERENCE : 0.239

LAP	SECTOR 1	SECTOR 2	LAP TIME	MPH	DIFF	TIME OF DAY
1 -		58.890	3:03.623	58.20	12.966	17:36:10.661
2 -	1:56.983	***57.509***	2:54.492	61.25	3.835	17:39:05.153
3 -	***1:52.909***	58.436	2:51.345 **(2)**	62.37	0.688	17:41:56.498
4 -	1:53.803	58.226	2:52.029 **(3)**	62.12	1.372	17:44:48.527
5 -	1:53.061	57.596	***2:50.657*** **(1)**	***62.62***		***17:47:39.184***

P13 42 David ATKINS

Honda -

IDEAL LAP TIME : 2:55.162 BEST LAP TIME : 2:55.801 DIFFERENCE : 0.639

LAP	SECTOR 1	SECTOR 2	LAP TIME	MPH	DIFF	TIME OF DAY
1 -		1:00.647	3:12.623	55.48	16.822	17:36:19.661
2 -	2:00.253	59.479	2:59.732	59.46	3.931	17:39:19.393
3 -	1:57.454	1:00.030	2:57.484 **(3)**	60.21	1.683	17:42:16.877
4 -	1:57.366	***58.632***	2:55.998 **(2)**	60.72	0.197	17:45:12.875

Snetterton 300
Circuit Length = 2.9689 miles
Start: 17:33 Flag 17:46 End: 17:48

Weather / Track : Rain / Wet

BMCRC - MRO Championships 2017 - Rnd 10 @ Snetterton 300

EDIasia Formula 400 inc Sub 64 & Rookies

RACE 12 - SECTOR ANALYSIS

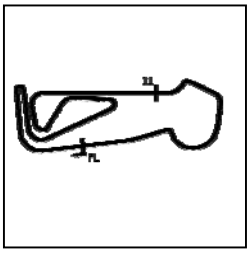

SECTOR 1 = FL to I1, SECTOR 2 = I1 to FL, DIFF = Difference To Personal Best Lap, P = Crossed Finish Line in Pit Lane, D = Time Disallowed

5 -	***1:56.530***	59.271	***2:55.801***	**(1)**	***60.79***	***17:48:08.676***

P14 21 S Ben HUNTER Yamaha -

IDEAL LAP TIME : 2:56.919 BEST LAP TIME : 2:58.866 DIFFERENCE : 1.947

LAP	SECTOR 1	SECTOR 2	LAP TIME		MPH	DIFF	TIME OF DAY
1 -		***59.595***	3:07.024		57.14	8.158	17:36:14.062
2 -	***1:57.324***	1:01.542	***2:58.866***	**(1)**	***59.75***		***17:39:12.928***
3 -	1:58.456	1:01.140	2:59.596	**(2)**	59.51	0.730	17:42:12.524
4 -	2:01.124	1:01.199	3:02.323	**(3)**	58.62	3.457	17:45:14.847
5 -	2:01.956	1:02.781	3:04.737		57.85	5.871	17:48:19.584

P15 57 S Paul FISHER Kawasaki -

IDEAL LAP TIME : 2:58.337 BEST LAP TIME : 2:58.337 DIFFERENCE : 0.000

LAP	SECTOR 1	SECTOR 2	LAP TIME		MPH	DIFF	TIME OF DAY
1 -		1:02.310	3:12.708		55.46	14.371	17:36:19.746
2 -	2:01.367	1:01.851	3:03.218		58.33	4.881	17:39:22.964
3 -	2:01.622	1:00.823	3:02.445	**(3)**	58.58	4.108	17:42:25.409
4 -	1:59.932	1:00.255	3:00.187	**(2)**	59.31	1.850	17:45:25.596
5 -	***1:58.742***	***59.595***	***2:58.337***	**(1)**	***59.93***		***17:48:23.933***

P16 29 S Giles HARWOOD Yamaha -

IDEAL LAP TIME : 3:00.890 BEST LAP TIME : 3:01.192 DIFFERENCE : 0.302

LAP	SECTOR 1	SECTOR 2	LAP TIME		MPH	DIFF	TIME OF DAY
1 -		1:02.952	3:10.112		56.21	8.920	17:36:17.150
2 -	2:00.163	***1:02.165***	3:02.328	**(2)**	58.62	1.136	17:39:19.478
3 -	***1:58.725***	1:02.467	***3:01.192***	**(1)**	***58.98***		***17:42:20.670***
4 -	2:01.369	1:04.391	3:05.760	**(3)**	57.53	4.568	17:45:26.430
5 -	2:01.545	1:05.608	3:07.153		57.10	5.961	17:48:33.583

P17 17 Andrew POCOCK Honda -

IDEAL LAP TIME : 2:59.782 BEST LAP TIME : 3:01.019 DIFFERENCE : 1.237

LAP	SECTOR 1	SECTOR 2	LAP TIME		MPH	DIFF	TIME OF DAY
1 -		1:01.528	3:17.421		54.13	16.402	17:36:24.459
2 -	2:03.549	1:00.986	3:04.535		57.91	3.516	17:39:28.994
3 -	2:00.791	1:00.228	***3:01.019***	**(1)**	***59.04***		***17:42:30.013***
4 -	***2:00.544***	1:01.271	3:01.815	**(2)**	58.78	0.796	17:45:31.828
5 -	2:03.224	***59.238***	3:02.462	**(3)**	58.57	1.443	17:48:34.290

P18 53 R Robert STEWART Kawasaki -

IDEAL LAP TIME : 3:00.020 BEST LAP TIME : 3:00.020 DIFFERENCE : 0.000

LAP	SECTOR 1	SECTOR 2	LAP TIME		MPH	DIFF	TIME OF DAY
1 -		1:01.025	3:13.933		55.11	13.913	17:36:20.971
2 -	2:01.029	1:02.146	3:03.175	**(2)**	58.34	3.155	17:39:24.146
3 -	***2:00.155***	***59.865***	***3:00.020***	**(1)**	***59.37***		***17:42:24.166***
4 -	2:03.422	1:03.453	3:06.875		57.19	6.855	17:45:31.041
5 -	2:04.766	1:02.086	3:06.852	**(3)**	57.20	6.832	17:48:37.893

P19 35 R/S Sam DIGBY-BAKER Kawasaki -

IDEAL LAP TIME : 2:48.001 BEST LAP TIME : 2:49.087 DIFFERENCE : 1.086

LAP	SECTOR 1	SECTOR 2	LAP TIME		MPH	DIFF	TIME OF DAY
1 -		1:00.081	3:07.998		56.85	18.911	17:36:15.036
2 -	1:53.095	***56.728***	2:49.823	**(2)**	62.93	0.736	17:39:04.859
3 -	***1:51.273***	57.814	***2:49.087***	**(1)**	***63.21***		***17:41:53.946***

P20 0 S Jeremy HILL Kawasaki - LT-Info.com / ELP Racing

IDEAL LAP TIME : 2:36.720 BEST LAP TIME : 2:37.457 DIFFERENCE : 0.737

LAP	SECTOR 1	SECTOR 2	LAP TIME	MPH	DIFF	TIME OF DAY

Weather / Track : Rain / Wet

Snetterton 300
Circuit Length = 2.9689 miles
Start: 17:33 Flag 17:46 End: 17:48

BMCRC - MRO Championships 2017 - Rnd 10 @ Snetterton 300

EDIasia Formula 400 inc Sub 64 & Rookies

RACE 12 - SECTOR ANALYSIS

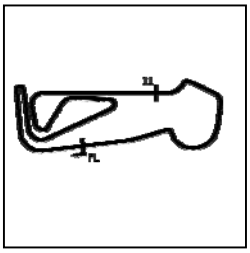

SECTOR 1 = FL to I1, SECTOR 2 = I1 to FL, DIFF = Difference To Personal Best Lap, P = Crossed Finish Line in Pit Lane, D = Time Disallowed

1 -		52.799	2:44.191	65.09	6.734	17:35:51.229
2 -	1:44.866	***52.591***	***2:37.457*** **(1)**	***67.87***		***17:38:28.686***

P21 23 Tham EVANS Honda - Vanilla Electronics / GF racing

IDEAL LAP TIME : 2:46.855 BEST LAP TIME : 2:46.994 DIFFERENCE : 0.139

LAP	SECTOR 1	SECTOR 2	LAP TIME	MPH	DIFF	TIME OF DAY
1 -		***55.867***	2:52.373	62.00	5.379	17:35:59.411
2 -	***1:50.988***	56.006	***2:46.994*** **(1)**	***64.00***		***17:38:46.405***

P22 83 S Pete GIBSON Honda -

IDEAL LAP TIME : BEST LAP TIME : DIFFERENCE :

LAP	SECTOR 1	SECTOR 2	LAP TIME	MPH	DIFF	TIME OF DAY
1 -		***59.847***	3:07.335	57.05		17:36:14.373

Weather / Track : Rain / Wet

Snetterton 300
Circuit Length = 2.9689 miles
Start: 17:33 Flag 17:46 End: 17:48

BMCRC - MRO Championships 2017 - Rnd 10 @ Snetterton 300

EDIasia Formula 400 inc Sub 64 & Rookies

RACE 12 - BEST SECTORS

SECTOR 1				SECTOR 2			IDEAL / BEST COMPARISON					
POS	NO	NAME	TIME	NO	NAME	TIME	POS	NO	NAME	IDEAL	BEST	DIFF
									PERFECT LAP	2:35.667		
1	34	HICKLING	**1:43.311**	2	GILL	**52.356**	1	34	HICKLING	2:35.876	2:35.876	0.000
2	86	SCOTT	**1:43.822**	38	WOOD	**52.521**	2	86	SCOTT	2:36.581	2:36.581	0.000
3	0	HILL	**1:44.129**	34	HICKLING	**52.565**	3	2	GILL	2:36.587	2:36.587	0.000
4	33	JOHNSTONE	**1:44.185**	0	HILL	**52.591**	4	0	HILL	2:36.720	2:37.457	0.737
5	2	GILL	**1:44.231**	33	JOHNSTONE	**52.648**	5	33	JOHNSTONE	2:36.833	2:36.833	0.000
6	38	WOOD	**1:44.745**	86	SCOTT	**52.759**	6	38	WOOD	2:37.266	2:37.862	0.596
7	40	PATMORE	**1:45.274**	78	POVAH	**53.408**	7	78	POVAH	2:39.024	2:39.813	0.789
8	78	POVAH	**1:45.616**	444	MOSS	**53.423**	8	40	PATMORE	2:40.205	2:40.211	0.006
9	444	MOSS	**1:47.273**	40	PATMORE	**54.931**	9	444	MOSS	2:40.696	2:40.696	0.000
10	66	CASWELL	**1:50.687**	23	EVANS	**55.867**	10	23	EVANS	2:46.855	2:46.994	0.139
11	23	EVANS	**1:50.988**	35	DIGBY-BAKER	**56.728**	11	66	CASWELL	2:47.986	2:48.431	0.445
12	84	SCHOFIELD	**1:51.211**	26	THOMPSON	**56.833**	12	35	DIGBY-BAKER	2:48.001	2:49.087	1.086
13	35	DIGBY-BAKER	**1:51.273**	84	SCHOFIELD	**56.855**	13	84	SCHOFIELD	2:48.066	2:49.308	1.242
14	148	SINCLAIR	**1:52.909**	66	CASWELL	**57.299**	14	148	SINCLAIR	2:50.418	2:50.657	0.239
15	26	THOMPSON	**1:54.118**	148	SINCLAIR	**57.509**	15	26	THOMPSON	2:50.951	2:52.287	1.336
16	42	ATKINS	**1:56.530**	42	ATKINS	**58.632**	16	42	ATKINS	2:55.162	2:55.801	0.639
17	21	HUNTER	**1:57.324**	17	POCOCK	**59.238**	17	21	HUNTER	2:56.919	2:58.866	1.947
18	29	HARWOOD	**1:58.725**	21	HUNTER	**59.595**	18	57	FISHER	2:58.337	2:58.337	0.000
19	57	FISHER	**1:58.742**	57	FISHER	**59.595**	19	17	POCOCK	2:59.782	3:01.019	1.237
20	53	STEWART	**2:00.155**	83	GIBSON	**59.847**	20	53	STEWART	3:00.020	3:00.020	0.000
21	17	POCOCK	**2:00.544**	53	STEWART	**59.865**	21	29	HARWOOD	3:00.890	3:01.192	0.302
22				29	HARWOOD	**1:02.165**	22	83	GIBSON			
23												
24												
25												

Weather / Track : Rain / Wet

Snetterton 300
Circuit Length = 2.9689 miles
Start: 17:33 Flag 17:46 End: 17:48

Results can be found at www.tsl-timing.com

Printed - 17:49 Saturday, 07 October 2017

BMCRC - MRO Championships 2017 - Rnd 10 @ Snetterton 300

EDIasia Formula 400 inc Sub 64 & Rookies

RACE 3 - GRID (7 Laps)

ROW 9	1	26 69 Richard SAWYER	25 3 Gary HENNING
ROW 8	24 117 Jordan HARRIS	23 13 Doug EDMONDSON	22 83 Pete GIBSON
ROW 7	21 29 Giles HARWOOD 3:01.192	20 17 Andrew POCOCK 3:01.019	19 53 Robert STEWART 3:00.020
ROW 6	18 21 Ben HUNTER 2:58.866	17 57 Paul FISHER 2:58.337	16 42 David ATKINS 2:55.801
ROW 5	15 26 Lydia THOMPSON 2:52.287	14 148 Ashley SINCLAIR 2:50.657	13 84 Gavin SCHOFIELD 2:49.308
ROW 4	12 35 Sam DIGBY-BAKER 2:49.087	11 66 James CASWELL 2:48.431	10 23 Tham EVANS 2:46.994
ROW 3	9 444 Daniel MOSS 2:40.696	8 40 Aiden PATMORE 2:40.211	7 78 Keith POVAH 2:39.813
ROW 2	6 38 Hayden WOOD 2:37.862	5 0 Jeremy HILL 2:37.457	4 33 Carl JOHNSTONE 2:36.833
ROW 1	3 2 Andrew GILL 2:36.587	2 86 Mathew SCOTT 2:36.581	1 34 Rich HICKLING 2:35.876

Pole

Snetterton 300
Circuit Length = 2.9689 miles

These results are provisional until the conclusion of any judicial and technical matters.

Clerk Of Course :		Timekeeper :

Results can be found at www.tsl-timing.com

Printed - 17:52 Saturday, 07 October 2017

BMCRC - MRO Championships 2017 - Rnd 10 @ Snetterton 300

EDIasia Formula 400 inc Sub 64 & Rookies

RACE 3 - CLASSIFICATION

POS	NO	CL	PIC	NAME	ENTRY	LAPS	TIME	GAP	DIFF	MPH	BEST	ON
1	33	S	1	Carl JOHNSTONE	Yamaha - EDIasia	7	16:15.061			76.73	2:17.805	2
2	86		1	Mathew SCOTT	Kawasaki -	7	16:15.495	0.434	0.434	76.69	2:17.021	6
3	0	S	2	Jeremy HILL	Kawasaki - LT-Info.com / ELP Racing	7	16:16.653	1.592	1.158	76.60	2:17.571	2
4	40	R	1	Aiden PATMORE	Kawasaki - Dorset Bikes LTD	7	16:27.503	12.442	10.850	75.76	2:17.613	6
5	444	S	3	Daniel MOSS	Kawasaki - OHMracing	7	16:34.096	19.035	6.593	75.26	2:19.743	4
6	3		2	Gary HENNING	Kawasaki - SGT motorcycles	7	16:52.769	37.708	18.673	73.87	2:20.469	5
7	34	S	4	Rich HICKLING	Kawasaki -	7	16:53.381	38.320	0.612	73.82	2:22.213	5
8	84	S	5	Gavin SCHOFIELD	Honda -	7	16:53.688	38.627	0.307	73.80	2:21.786	5
9	13	S	6	Doug EDMONDSON	Yamaha - Wave Racing Developments	7	17:04.057	48.996	10.369	73.05	2:22.491	6
10	38	S	7	Hayden WOOD	Kawasaki -	7	17:08.824	53.763	4.767	72.72	2:23.765	2
11	148	R	2	Ashley SINCLAIR	Kawasaki -	7	17:29.099	1:14.038	20.275	71.31	2:26.540	6
12	83	S	8	Pete GIBSON	Honda -	7	17:35.597	1:20.536	6.498	70.87	2:25.435	6
13	53	R	3	Robert STEWART	Kawasaki -	7	18:07.407	1:52.346	31.810	68.80	2:30.270	7
14	29	S	9	Giles HARWOOD	Yamaha -	7	18:14.212	1:59.151	6.805	68.37	2:31.115	7
15	17		3	Andrew POCOCK	Honda -	7	18:27.073	2:12.012	12.861	67.58	2:33.029	7
					NOT CLASSIFIED							
DNF	117	S		Jordan HARRIS	Kawasaki -	5	13:24.381	2 Laps	2 Laps	66.43	2:37.759	2
DNF	78			Keith POVAH	Kawasaki - 78Plate.com & SUBVERT BoardStore.c	2	4:42.331	5 Laps	3 Laps	75.71	2:17.038	2
DNF	23			Tham EVANS	Honda - Vanilla Electronics / GF racing	2	5:04.781	5 Laps	22.450	70.13	2:31.293	2
DNF	35	R/S		Sam DIGBY-BAKER	Kawasaki -	2	5:24.462	5 Laps	19.681	65.88	2:37.796	2
DNF	2			Andrew GILL	Kawasaki -	1	2:39.614	6 Laps	1 Lap	66.96		
DNF	26			Lydia THOMPSON	Kawasaki - Flintstone Racing - David Simons Tuning	0						
DNF	21	S		Ben HUNTER	Yamaha -	0						

FASTEST LAP

86		Mathew SCOTT	Kawasaki -	6	2:17.021	78.00 mph	125.53 kph
0	S	Jeremy HILL	Kawasaki - LT-Info.com / ELP Racing	2	2:17.571	77.69 mph	125.03 kph
40	R	Aiden PATMORE	Kawasaki - Dorset Bikes LTD	6	2:17.613	77.66 mph	124.99 kph
35	R/S	Sam DIGBY-BAKER	Kawasaki -	2	2:37.796	67.73 mph	109.00 kph

Class S - 90% of Race Speed = 69.05 mph
Class - 90% of Race Speed = 69.02 mph
Class R - 90% of Race Speed = 68.18 mph

Snetterton 300
Circuit Length = 2.9689 miles
Start: 11:37 Flag 11:53 End: 11:55

Weather / Track : Cloudy / Drying
These results are provisional until the conclusion of any judicial and technical matters.

Clerk Of Course :		Timekeeper :

Results can be found at www.tsl-timing.com

Printed - 11:56 Sunday, 08 October 2017

BMCRC - MRO Championships 2017 - Rnd 10 @ Snetterton 300

EDIasia Formula 400 inc Sub 64 & Rookies

RACE 3 - LAP CHART

LAP 1 @ 11:39:41.657

NO	BEHIND	LAP TIME
33		2:24.558
0	0.586	2:25.144
78	0.735	2:25.293
86	2.892	2:27.450
38	4.427	2:28.985
444	4.922	2:29.480
34	6.134	2:30.692
23	8.930	2:33.488
84	9.301	2:33.859
40	9.429	2:33.987
13	9.836	2:34.394
148	10.870	2:35.428
3	11.745	2:36.303
2	15.056	2:39.614
29	15.724	2:40.282
83	18.931	2:43.489
35	22.108	2:46.666
53	25.139	2:49.697
117	25.198	2:49.756
17	28.525	2:53.083

LAP 2 @ 11:41:59.430

NO	BEHIND	LAP TIME
78		2:17.038
33	0.032	2:17.805
0	0.384	2:17.571
86	4.513	2:19.394
444	9.522	2:22.373
38	10.419	2:23.765
40	11.761	2:20.105
34	12.106	2:23.745
3	16.341	2:22.369
84	16.735	2:25.207
13	18.134	2:26.071
23	22.450	2:31.293
148	22.759	2:29.662
83	33.904	2:32.746
29	34.619	2:36.668
53	41.060	2:33.694
35	42.131	2:37.796
117	45.184	2:37.759
17	49.567	2:38.815

LAP 3 @ 11:44:18.588

NO	BEHIND	LAP TIME
33		2:19.126
0	0.087	2:18.861
86	4.035	2:18.680
444	11.923	2:21.559
40	12.740	2:20.137
34	18.588	2:25.640
3	21.555	2:24.372
38	21.610	2:30.349
84	23.654	2:26.077
13	24.477	2:25.501
148	34.053	2:30.452
83	46.108	2:31.362
29	56.867	2:41.406
53	57.070	2:35.168
117	1:04.667	2:38.641
17	1:08.028	2:37.619

LAP 4 @ 11:46:36.439

NO	BEHIND	LAP TIME
0		2:17.764
33	0.437	2:18.288
86	3.560	2:17.376
444	13.815	2:19.743
40	13.920	2:19.031
34	25.724	2:24.987
3	27.748	2:24.044
84	28.792	2:22.989
38	30.379	2:26.620
13	31.133	2:24.507
148	46.208	2:30.006
83	57.369	2:29.112
53	1:12.531	2:33.312
29	1:16.311	2:37.295
117	1:26.558	2:39.742
17	1:27.064	2:36.887

LAP 5 @ 11:48:54.862

NO	BEHIND	LAP TIME
0		2:18.423
33	0.283	2:18.269
86	3.149	2:18.012
40	13.321	2:17.824
444	15.955	2:20.563
34	29.514	2:22.213
3	29.794	2:20.469
84	32.155	2:21.786
13	37.035	2:24.325
38	38.300	2:26.344
148	55.884	2:28.099
83	1:06.607	2:27.661
53	1:25.978	2:31.870
29	1:33.066	2:35.178
17	1:42.726	2:34.085
117	1:46.618	2:38.483

LAP 6 @ 11:51:13.455

NO	BEHIND	LAP TIME
33		2:18.310
0	0.120	2:18.713
86	1.577	2:17.021
40	12.341	2:17.613
444	17.820	2:20.458
3	32.863	2:21.662
34	34.679	2:23.758
84	35.516	2:21.954
13	40.933	2:22.491
38	46.340	2:26.633
148	1:03.831	2:26.540
83	1:13.449	2:25.435
53	1:40.781	2:33.396
29	1:46.741	2:32.268
17	1:57.688	2:33.555

LAP 7 @ 11:53:32.160

NO	BEHIND	LAP TIME
33		2:18.705
86	0.434	2:17.562
0	1.592	2:20.177
40	12.442	2:18.806
444	19.035	2:19.920
3	37.708	2:23.550
34	38.320	2:22.346
84	38.627	2:21.816
13	48.996	2:26.768
38	53.763	2:26.128
148	1:14.038	2:28.912
83	1:20.536	2:25.792
53	1:52.346	2:30.270
29	1:59.151	2:31.115
17	2:12.012	2:33.029

Weather / Track : Cloudy / Drying

Snetterton 300
Circuit Length = 2.9689 miles
Start: 11:37 Flag 11:53 End: 11:55

Results can be found at www.tsl-timing.com

Printed - 11:57 Sunday, 08 October 2017

BMCRC - MRO Championships 2017 - Rnd 10 @ Snetterton 300

EDIasia Formula 400 inc Sub 64 & Rookies

RACE 3 - SECTOR ANALYSIS

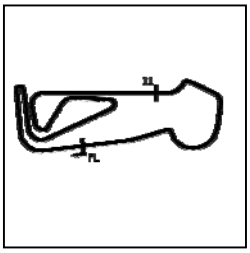

SECTOR 1 = FL to I1, SECTOR 2 = I1 to FL, DIFF = Difference To Personal Best Lap, P = Crossed Finish Line in Pit Lane, D = Time Disallowed

P1 33 S Carl JOHNSTONE Yamaha - EDIasia

IDEAL LAP TIME : 2:17.562 BEST LAP TIME : 2:17.805 DIFFERENCE : 0.243

LAP	SECTOR 1	SECTOR 2	LAP TIME	MPH	DIFF	TIME OF DAY
1 -		***46.178***	2:24.558	73.93	6.753	11:39:41.657
2 -	1:31.494	46.311	***2:17.805*** **(1)**	***77.55***		***11:41:59.462***
3 -	1:32.674	46.452	2:19.126	76.82	1.321	11:44:18.588
4 -	1:31.650	46.638	2:18.288 **(3)**	77.28	0.483	11:46:36.876
5 -	***1:31.384***	46.885	2:18.269 **(2)**	77.29	0.464	11:48:55.145
6 -	1:31.615	46.695	2:18.310	77.27	0.505	11:51:13.455
7 -	1:32.020	46.685	2:18.705	77.05	0.900	11:53:32.160

P2 86 Mathew SCOTT Kawasaki -

IDEAL LAP TIME : 2:16.827 BEST LAP TIME : 2:17.021 DIFFERENCE : 0.194

LAP	SECTOR 1	SECTOR 2	LAP TIME	MPH	DIFF	TIME OF DAY
1 -		47.038	2:27.450	72.48	10.429	11:39:44.549
2 -	1:32.318	47.076	2:19.394	76.67	2.373	11:42:03.943
3 -	1:32.244	46.436	2:18.680	77.07	1.659	11:44:22.623
4 -	1:30.869	46.507	2:17.376 **(2)**	77.80	0.355	11:46:39.999
5 -	1:31.067	46.945	2:18.012	77.44	0.991	11:48:58.011
6 -	***1:30.857***	46.164	***2:17.021*** **(1)**	***78.00***		***11:51:15.032***
7 -	1:31.592	***45.970***	2:17.562 **(3)**	77.69	0.541	11:53:32.594

P3 0 S Jeremy HILL Kawasaki - LT-Info.com / ELP Racing

IDEAL LAP TIME : 2:17.421 BEST LAP TIME : 2:17.571 DIFFERENCE : 0.150

LAP	SECTOR 1	SECTOR 2	LAP TIME	MPH	DIFF	TIME OF DAY
1 -		45.961	2:25.144	73.63	7.573	11:39:42.243
2 -	1:31.796	***45.775***	***2:17.571*** **(1)**	***77.69***		***11:41:59.814***
3 -	1:32.455	46.406	2:18.861	76.96	1.290	11:44:18.675
4 -	***1:31.646***	46.118	2:17.764 **(2)**	77.58	0.193	11:46:36.439
5 -	1:31.804	46.619	2:18.423 **(3)**	77.21	0.852	11:48:54.862
6 -	1:32.026	46.687	2:18.713	77.05	1.142	11:51:13.575
7 -	1:33.064	47.113	2:20.177	76.24	2.606	11:53:33.752

P4 40 R Aiden PATMORE Kawasaki - Dorset Bikes LTD

IDEAL LAP TIME : 2:17.535 BEST LAP TIME : 2:17.613 DIFFERENCE : 0.078

LAP	SECTOR 1	SECTOR 2	LAP TIME	MPH	DIFF	TIME OF DAY
1 -		48.319	2:33.987	69.40	16.374	11:39:51.086
2 -	1:32.810	47.295	2:20.105	76.28	2.492	11:42:11.191
3 -	1:33.063	47.074	2:20.137	76.26	2.524	11:44:31.328
4 -	1:32.795	46.236	2:19.031	76.87	1.418	11:46:50.359
5 -	***1:31.316***	46.508	2:17.824 **(2)**	77.54	0.211	11:49:08.183
6 -	1:31.394	***46.219***	***2:17.613*** **(1)**	***77.66***		***11:51:25.796***
7 -	1:32.232	46.574	2:18.806 **(3)**	77.00	1.193	11:53:44.602

P5 444 S Daniel MOSS Kawasaki - OHMracing

IDEAL LAP TIME : 2:19.553 BEST LAP TIME : 2:19.743 DIFFERENCE : 0.190

LAP	SECTOR 1	SECTOR 2	LAP TIME	MPH	DIFF	TIME OF DAY
1 -		48.189	2:29.480	71.50	9.737	11:39:46.579
2 -	1:33.993	48.380	2:22.373	75.07	2.630	11:42:08.952
3 -	1:34.313	47.246	2:21.559	75.50	1.816	11:44:30.511
4 -	***1:32.954***	46.789	***2:19.743*** **(1)**	***76.48***		***11:46:50.254***
5 -	1:32.965	47.598	2:20.563	76.03	0.820	11:49:10.817
6 -	1:33.456	47.002	2:20.458 **(3)**	76.09	0.715	11:51:31.275
7 -	1:33.321	***46.599***	2:19.920 **(2)**	76.38	0.177	11:53:51.195

P6 3 Gary HENNING Kawasaki - SGT motorcycles

IDEAL LAP TIME : 2:20.469 BEST LAP TIME : 2:20.469 DIFFERENCE : 0.000

LAP	SECTOR 1	SECTOR 2	LAP TIME	MPH	DIFF	TIME OF DAY

Weather / Track : Cloudy / Drying

Snetterton 300
Circuit Length = 2.9689 miles
Start: 11:37 Flag 11:53 End: 11:55

BMCRC - MRO Championships 2017 - Rnd 10 @ Snetterton 300

EDIasia Formula 400 inc Sub 64 & Rookies

RACE 3 - SECTOR ANALYSIS

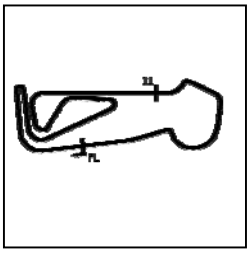

SECTOR 1 = FL to I1, SECTOR 2 = I1 to FL, DIFF = Difference To Personal Best Lap, P = Crossed Finish Line in Pit Lane, D = Time Disallowed

1 -		48.413	2:36.303		68.38	15.834	11:39:53.402
2 -	1:35.144	47.225	2:22.369	(3)	75.07	1.900	11:42:15.771
3 -	1:36.139	48.233	2:24.372		74.03	3.903	11:44:40.143
4 -	1:34.855	49.189	2:24.044		74.20	3.575	11:47:04.187
5 -	***1:33.311***	***47.158***	***2:20.469***	***(1)***	***76.08***		***11:49:24.656***
6 -	1:33.335	48.327	2:21.662	(2)	75.44	1.193	11:51:46.318
7 -	1:34.746	48.804	2:23.550		74.45	3.081	11:54:09.868

P7 34 S Rich HICKLING

Kawasaki -

IDEAL LAP TIME : 2:21.457 BEST LAP TIME : 2:22.213 DIFFERENCE : 0.756

LAP	SECTOR 1	SECTOR 2	LAP TIME		MPH	DIFF	TIME OF DAY
1 -		48.429	2:30.692		70.92	8.479	11:39:47.791
2 -	1:35.264	48.481	2:23.745	(3)	74.35	1.532	11:42:11.536
3 -	1:37.167	48.473	2:25.640		73.38	3.427	11:44:37.176
4 -	1:36.307	48.680	2:24.987		73.71	2.774	11:47:02.163
5 -	1:34.728	***47.485***	***2:22.213***	***(1)***	***75.15***		***11:49:24.376***
6 -	1:34.409	49.349	2:23.758		74.34	1.545	11:51:48.134
7 -	***1:33.972***	48.374	2:22.346	(2)	75.08	0.133	11:54:10.480

P8 84 S Gavin SCHOFIELD

Honda -

IDEAL LAP TIME : 2:21.378 BEST LAP TIME : 2:21.786 DIFFERENCE : 0.408

LAP	SECTOR 1	SECTOR 2	LAP TIME		MPH	DIFF	TIME OF DAY
1 -		49.781	2:33.859		69.46	12.073	11:39:50.958
2 -	1:36.462	48.745	2:25.207		73.60	3.421	11:42:16.165
3 -	1:37.154	48.923	2:26.077		73.16	4.291	11:44:42.242
4 -	1:34.886	48.103	2:22.989		74.74	1.203	11:47:05.231
5 -	1:33.901	47.885	***2:21.786***	***(1)***	***75.38***		***11:49:27.017***
6 -	1:34.078	***47.876***	2:21.954	(3)	75.29	0.168	11:51:48.971
7 -	***1:33.502***	48.314	2:21.816	(2)	75.36	0.030	11:54:10.787

P9 13 S Doug EDMONDSON

Yamaha - Wave Racing Developments

IDEAL LAP TIME : 2:22.491 BEST LAP TIME : 2:22.491 DIFFERENCE : 0.000

LAP	SECTOR 1	SECTOR 2	LAP TIME		MPH	DIFF	TIME OF DAY
1 -		50.164	2:34.394		69.22	11.903	11:39:51.493
2 -	1:37.950	48.121	2:26.071		73.17	3.580	11:42:17.564
3 -	1:36.803	48.698	2:25.501		73.45	3.010	11:44:43.065
4 -	1:35.385	49.122	2:24.507	(3)	73.96	2.016	11:47:07.572
5 -	1:35.643	48.682	2:24.325	(2)	74.05	1.834	11:49:31.897
6 -	***1:34.765***	***47.726***	***2:22.491***	***(1)***	***75.00***		***11:51:54.388***
7 -	1:35.354	51.414	2:26.768		72.82	4.277	11:54:21.156

P10 38 S Hayden WOOD

Kawasaki -

IDEAL LAP TIME : 2:22.788 BEST LAP TIME : 2:23.765 DIFFERENCE : 0.977

LAP	SECTOR 1	SECTOR 2	LAP TIME		MPH	DIFF	TIME OF DAY
1 -		***48.650***	2:28.985		71.73	5.220	11:39:46.084
2 -	***1:34.138***	49.627	***2:23.765***	***(1)***	***74.34***		***11:42:09.849***
3 -	1:40.383	49.966	2:30.349		71.08	6.584	11:44:40.198
4 -	1:37.401	49.219	2:26.620		72.89	2.855	11:47:06.818
5 -	1:35.879	50.465	2:26.344	(3)	73.03	2.579	11:49:33.162
6 -	1:37.352	49.281	2:26.633		72.89	2.868	11:51:59.795
7 -	1:36.099	50.029	2:26.128	(2)	73.14	2.363	11:54:25.923

P11 148 R Ashley SINCLAIR

Kawasaki -

IDEAL LAP TIME : 2:26.540 BEST LAP TIME : 2:26.540 DIFFERENCE : 0.000

LAP	SECTOR 1	SECTOR 2	LAP TIME	MPH	DIFF	TIME OF DAY
1 -		49.667	2:35.428	68.76	8.888	11:39:52.527
2 -	1:38.390	51.272	2:29.662	71.41	3.122	11:42:22.189
3 -	1:39.614	50.838	2:30.452	71.03	3.912	11:44:52.641
4 -	1:39.986	50.020	2:30.006	71.25	3.466	11:47:22.647

Weather / Track : Cloudy / Drying

Snetterton 300
Circuit Length = 2.9689 miles
Start: 11:37 Flag 11:53 End: 11:55

BMCRC - MRO Championships 2017 - Rnd 10 @ Snetterton 300

EDIasia Formula 400 inc Sub 64 & Rookies

RACE 3 - SECTOR ANALYSIS

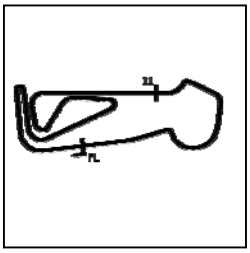

SECTOR 1 = FL to I1, SECTOR 2 = I1 to FL, DIFF = Difference To Personal Best Lap, P = Crossed Finish Line in Pit Lane, D = Time Disallowed

5 -	1:38.338	49.761	2:28.099	**(2)**	72.16	1.559	11:49:50.746
6 -	***1:37.270***	***49.270***	***2:26.540***	**(1)**	***72.93***		***11:52:17.286***
7 -	1:38.656	50.256	2:28.912	**(3)**	71.77	2.372	11:54:46.198

P12 83 S Pete GIBSON Honda -

IDEAL LAP TIME : 2:25.214 BEST LAP TIME : 2:25.435 DIFFERENCE : 0.221

LAP	SECTOR 1	SECTOR 2	LAP TIME		MPH	DIFF	TIME OF DAY
1 -		50.778	2:43.489		65.37	18.054	11:40:00.588
2 -	1:41.448	51.298	2:32.746		69.97	7.311	11:42:33.334
3 -	1:40.898	50.464	2:31.362		70.61	5.927	11:45:04.696
4 -	1:38.786	50.326	2:29.112		71.67	3.677	11:47:33.808
5 -	1:38.200	49.461	2:27.661	**(3)**	72.38	2.226	11:50:01.469
6 -	***1:36.209***	49.226	***2:25.435***	**(1)**	***73.49***		***11:52:26.904***
7 -	1:36.787	***49.005***	2:25.792	**(2)**	73.31	0.357	11:54:52.696

P13 53 R Robert STEWART Kawasaki -

IDEAL LAP TIME : 2:30.270 BEST LAP TIME : 2:30.270 DIFFERENCE : 0.000

LAP	SECTOR 1	SECTOR 2	LAP TIME		MPH	DIFF	TIME OF DAY
1 -		53.186	2:49.697		62.98	19.427	11:40:06.796
2 -	1:41.607	52.087	2:33.694		69.54	3.424	11:42:40.490
3 -	1:41.323	53.845	2:35.168		68.88	4.898	11:45:15.658
4 -	1:42.394	50.918	2:33.312	**(3)**	69.71	3.042	11:47:48.970
5 -	1:40.480	51.390	2:31.870	**(2)**	70.37	1.600	11:50:20.840
6 -	1:42.000	51.396	2:33.396		69.67	3.126	11:52:54.236
7 -	***1:40.141***	***50.129***	***2:30.270***	**(1)**	***71.12***		***11:55:24.506***

P14 29 S Giles HARWOOD Yamaha -

IDEAL LAP TIME : 2:30.952 BEST LAP TIME : 2:31.115 DIFFERENCE : 0.163

LAP	SECTOR 1	SECTOR 2	LAP TIME		MPH	DIFF	TIME OF DAY
1 -		51.485	2:40.282		66.68	9.167	11:39:57.381
2 -	1:43.657	53.011	2:36.668		68.22	5.553	11:42:34.049
3 -	1:47.128	54.278	2:41.406		66.21	10.291	11:45:15.455
4 -	1:42.878	54.417	2:37.295		67.94	6.180	11:47:52.750
5 -	1:42.634	52.544	2:35.178	**(3)**	68.87	4.063	11:50:27.928
6 -	1:41.273	***50.995***	2:32.268	**(2)**	70.19	1.153	11:53:00.196
7 -	***1:39.957***	51.158	***2:31.115***	**(1)**	***70.72***		***11:55:31.311***

P15 17 Andrew POCOCK Honda -

IDEAL LAP TIME : 2:33.029 BEST LAP TIME : 2:33.029 DIFFERENCE : 0.000

LAP	SECTOR 1	SECTOR 2	LAP TIME		MPH	DIFF	TIME OF DAY
1 -		57.008	2:53.083		61.75	20.054	11:40:10.182
2 -	1:45.228	53.587	2:38.815		67.29	5.786	11:42:48.997
3 -	1:44.621	52.998	2:37.619		67.80	4.590	11:45:26.616
4 -	1:43.961	52.926	2:36.887		68.12	3.858	11:48:03.503
5 -	1:41.701	52.384	2:34.085	**(3)**	69.36	1.056	11:50:37.588
6 -	1:41.499	52.056	2:33.555	**(2)**	69.60	0.526	11:53:11.143
7 -	***1:41.173***	***51.856***	***2:33.029***	**(1)**	***69.84***		***11:55:44.172***

P16 117 S Jordan HARRIS Kawasaki -

IDEAL LAP TIME : 2:37.354 BEST LAP TIME : 2:37.759 DIFFERENCE : 0.405

LAP	SECTOR 1	SECTOR 2	LAP TIME		MPH	DIFF	TIME OF DAY
1 -		53.840	2:49.756		62.96	11.997	11:40:06.855
2 -	***1:44.391***	53.368	***2:37.759***	**(1)**	***67.74***		***11:42:44.614***
3 -	1:45.678	***52.963***	2:38.641	**(3)**	67.37	0.882	11:45:23.255
4 -	1:46.187	53.555	2:39.742		66.90	1.983	11:48:02.997
5 -	1:44.811	53.672	2:38.483	**(2)**	67.43	0.724	11:50:41.480

Weather / Track : Cloudy / Drying

Snetterton 300
Circuit Length = 2.9689 miles
Start: 11:37 Flag 11:53 End: 11:55

BMCRC - MRO Championships 2017 - Rnd 10 @ Snetterton 300

EDIasia Formula 400 inc Sub 64 & Rookies

RACE 3 - SECTOR ANALYSIS

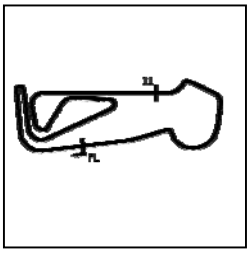

SECTOR 1 = FL to I1, SECTOR 2 = I1 to FL, DIFF = Difference To Personal Best Lap, P = Crossed Finish Line in Pit Lane, D = Time Disallowed

P17 78 Keith POVAH Kawasaki - 78Plate.com & SUBVERT BoardStore.com

IDEAL LAP TIME : 2:16.501 BEST LAP TIME : 2:17.038 DIFFERENCE : 0.537

LAP	SECTOR 1	SECTOR 2	LAP TIME	MPH	DIFF	TIME OF DAY
1 -		***45.607***	2:25.293	73.56	8.255	11:39:42.392
2 -	***1:30.894***	46.144	***2:17.038*** **(1)**	***77.99***		***11:41:59.430***

P18 23 Tham EVANS Honda - Vanilla Electronics / GF racing

IDEAL LAP TIME : 2:29.409 BEST LAP TIME : 2:31.293 DIFFERENCE : 1.884

LAP	SECTOR 1	SECTOR 2	LAP TIME	MPH	DIFF	TIME OF DAY
1 -		***49.615***	2:33.488	69.63	2.195	11:39:50.587
2 -	***1:39.794***	51.499	***2:31.293*** **(1)**	***70.64***		***11:42:21.880***

P19 35 R/S Sam DIGBY-BAKER Kawasaki -

IDEAL LAP TIME : 2:37.525 BEST LAP TIME : 2:37.796 DIFFERENCE : 0.271

LAP	SECTOR 1	SECTOR 2	LAP TIME	MPH	DIFF	TIME OF DAY
1 -		***54.827***	2:46.666	64.12	8.870	11:40:03.765
2 -	***1:42.698***	55.098	***2:37.796*** **(1)**	***67.73***		***11:42:41.561***

P20 2 Andrew GILL Kawasaki -

IDEAL LAP TIME : BEST LAP TIME : DIFFERENCE :

LAP	SECTOR 1	SECTOR 2	LAP TIME	MPH	DIFF	TIME OF DAY
1 -		***49.590***	2:39.614	66.96		11:39:56.713

Weather / Track : Cloudy / Drying

Snetterton 300
Circuit Length = 2.9689 miles
Start: 11:37 Flag 11:53 End: 11:55

BMCRC - MRO Championships 2017 - Rnd 10 @ Snetterton 300

EDIasia Formula 400 inc Sub 64 & Rookies

RACE 3 - BEST SECTORS

SECTOR 1				SECTOR 2			IDEAL / BEST COMPARISON					
POS	NO	NAME	TIME	NO	NAME	TIME	POS	NO	NAME	IDEAL	BEST	DIFF
									PERFECT LAP	2:16.464		
1	86	SCOTT	**1:30.857**	78	POVAH	**45.607**	1	78	POVAH	2:16.501	2:17.038	0.537
2	78	POVAH	**1:30.894**	0	HILL	**45.775**	2	86	SCOTT	2:16.827	2:17.021	0.194
3	40	PATMORE	**1:31.316**	86	SCOTT	**45.970**	3	0	HILL	2:17.421	2:17.571	0.150
4	33	JOHNSTONE	**1:31.384**	33	JOHNSTONE	**46.178**	4	40	PATMORE	2:17.535	2:17.613	0.078
5	0	HILL	**1:31.646**	40	PATMORE	**46.219**	5	33	JOHNSTONE	2:17.562	2:17.805	0.243
6	444	MOSS	**1:32.954**	444	MOSS	**46.599**	6	444	MOSS	2:19.553	2:19.743	0.190
7	3	HENNING	**1:33.311**	3	HENNING	**47.158**	7	3	HENNING	2:20.469	2:20.469	0.000
8	84	SCHOFIELD	**1:33.502**	34	HICKLING	**47.485**	8	84	SCHOFIELD	2:21.378	2:21.786	0.408
9	34	HICKLING	**1:33.972**	13	EDMONDSON	**47.726**	9	34	HICKLING	2:21.457	2:22.213	0.756
10	38	WOOD	**1:34.138**	84	SCHOFIELD	**47.876**	10	13	EDMONDSON	2:22.491	2:22.491	0.000
11	13	EDMONDSON	**1:34.765**	38	WOOD	**48.650**	11	38	WOOD	2:22.788	2:23.765	0.977
12	83	GIBSON	**1:36.209**	83	GIBSON	**49.005**	12	83	GIBSON	2:25.214	2:25.435	0.221
13	148	SINCLAIR	**1:37.270**	148	SINCLAIR	**49.270**	13	148	SINCLAIR	2:26.540	2:26.540	0.000
14	23	EVANS	**1:39.794**	2	GILL	**49.590**	14	23	EVANS	2:29.409	2:31.293	1.884
15	29	HARWOOD	**1:39.957**	23	EVANS	**49.615**	15	53	STEWART	2:30.270	2:30.270	0.000
16	53	STEWART	**1:40.141**	53	STEWART	**50.129**	16	29	HARWOOD	2:30.952	2:31.115	0.163
17	17	POCOCK	**1:41.173**	29	HARWOOD	**50.995**	17	17	POCOCK	2:33.029	2:33.029	0.000
18	35	DIGBY-BAKER	**1:42.698**	17	POCOCK	**51.856**	18	117	HARRIS	2:37.354	2:37.759	0.405
19	117	HARRIS	**1:44.391**	117	HARRIS	**52.963**	19	35	DIGBY-BAKER	2:37.525	2:37.796	0.271
20				35	DIGBY-BAKER	**54.827**	20	2	GILL			
21												
22												

Weather / Track : Cloudy / Drying

Snetterton 300
Circuit Length = 2.9689 miles
Start: 11:37 Flag 11:53 End: 11:55

Results can be found at www.tsl-timing.com

Printed - 11:57 Sunday, 08 October 2017

BMCRC - MRO Championships 2017 - Rnd 10 @ Snetterton 300

EDIasia Formula 400 inc Sub 64 & Rookies

RACE 12 - GRID (5 Laps)

ROW 9		1			26	69 Richard SAWYER	25	57 Paul FISHER
ROW 8	24	42 David ATKINS		23	66 James CASWELL		22	21 Ben HUNTER
ROW 7		21	26 Lydia THOMPSON		20	2 Andrew GILL	19	35 Sam DIGBY-BAKER 2:37.796
ROW 6	18	117 Jordan HARRIS 2:37.759		17	17 Andrew POCOCK 2:33.029		16	23 Tham EVANS 2:31.293
ROW 5		15	29 Giles HARWOOD 2:31.115		14	53 Robert STEWART 2:30.270	13	148 Ashley SINCLAIR 2:26.540
ROW 4	12	83 Pete GIBSON 2:25.435		11	38 Hayden WOOD 2:23.765		10	13 Doug EDMONDSON 2:22.491
ROW 3		9	34 Rich HICKLING 2:22.213		8	84 Gavin SCHOFIELD 2:21.786	7	3 Gary HENNING 2:20.469
ROW 2	6	444 Daniel MOSS 2:19.743		5	33 Carl JOHNSTONE 2:17.805		4	40 Aiden PATMORE 2:17.613
ROW 1		3	0 Jeremy HILL 2:17.571		2	78 Keith POVAH 2:17.038	1	86 Mathew SCOTT 2:17.021

Pole

Snetterton 300
Circuit Length = 2.9689 miles

These results are provisional until the conclusion of any judicial and technical matters.

Clerk Of Course :		Timekeeper :

Results can be found at www.tsl-timing.com

Printed - 11:59 Sunday, 08 October 2017

BMCRC - MRO Championships 2017 - Rnd 10 @ Snetterton 300

EDIasia Formula 400 inc Sub 64 & Rookies

RACE 12 - CLASSIFICATION

POS	NO	CL	PIC	NAME	ENTRY	LAPS	TIME	GAP	DIFF	MPH	BEST	ON
1	**2**		1	Andrew GILL	Kawasaki -	**5**	10:51.753			81.99	**2:07.196**	3
2	**3**		2	Gary HENNING	Kawasaki - SGT motorcycles	**5**	10:59.009	**7.256**	7.256	81.09	**2:10.037**	3
3	**78**		3	Keith POVAH	Kawasaki - 78Plate.com & SUBVERT BoardStore.c	**5**	11:07.389	**15.636**	8.380	80.07	**2:11.705**	3
4	**0**	S	1	Jeremy HILL	Kawasaki - LT-Info.com / ELP Racing	**5**	11:11.202	**19.449**	3.813	79.61	**2:11.010**	5
5	**38**	S	2	Hayden WOOD	Kawasaki -	**5**	11:12.304	**20.551**	1.102	79.48	**2:12.247**	5
6	**23**		4	Tham EVANS	Honda - Vanilla Electronics / GF racing	**5**	11:12.525	**20.772**	0.221	79.46	**2:11.552**	3
7	**86**		5	Mathew SCOTT	Kawasaki -	**5**	11:19.246	**27.493**	6.721	78.67	**2:12.827**	5
8	**34**	S	3	Rich HICKLING	Kawasaki -	**5**	11:19.675	**27.922**	0.429	78.62	**2:12.707**	5
9	**444**	S	4	Daniel MOSS	Kawasaki - OHMracing	**5**	11:20.105	**28.352**	0.430	78.57	**2:13.800**	5
10	**148**	R	1	Ashley SINCLAIR	Kawasaki -	**5**	11:23.228	**31.475**	3.123	78.21	**2:13.754**	5
11	**33**	S	5	Carl JOHNSTONE	Yamaha - EDIasia	**5**	11:24.303	**32.550**	1.075	78.09	**2:14.814**	3
12	**13**	S	6	Doug EDMONDSON	Yamaha - Wave Racing Developments	**5**	11:25.245	**33.492**	0.942	77.98	**2:14.932**	5
13	**66**	S	7	James CASWELL	Honda -	**5**	11:26.106	**34.353**	0.861	77.88	**2:14.164**	5
14	**29**	S	8	Giles HARWOOD	Yamaha -	**5**	11:38.441	**46.688**	12.335	76.51	**2:16.540**	2
15	**57**	S	9	Paul FISHER	Kawasaki -	**5**	11:52.843	**1:01.090**	14.402	74.96	**2:18.924**	4
16	**26**		6	Lydia THOMPSON	Kawasaki - Flintstone Racing - David Simons Tuning	**5**	11:55.551	**1:03.798**	2.708	74.68	**2:19.786**	4
17	**84**	S	10	Gavin SCHOFIELD	Honda -	**5**	11:56.238	**1:04.485**	0.687	74.61	**2:18.698**	4
18	**83**	S	11	Pete GIBSON	Honda -	**5**	11:58.771	**1:07.018**	2.533	74.34	**2:18.185**	3
19	**53**	R	2	Robert STEWART	Kawasaki -	**5**	12:06.385	**1:14.632**	7.614	73.57	**2:23.138**	5
20	**117**	S	12	Jordan HARRIS	Kawasaki -	**5**	12:21.840	**1:30.087**	15.455	72.03	**2:24.483**	3
21	**35**	R/S	1	Sam DIGBY-BAKER	Kawasaki -	**5**	12:25.227	**1:33.474**	3.387	71.71	**2:26.280**	3
22	**17**		7	Andrew POCOCK	Honda -	**5**	12:58.306	**2:06.553**	33.079	68.66	**2:32.914**	4

FASTEST LAP

2		Andrew GILL	Kawasaki -	**3**	2:07.196	84.02 mph	135.23 kph
0	S	Jeremy HILL	Kawasaki - LT-Info.com / ELP Racing	**5**	2:11.010	81.58 mph	131.29 kph
148	R	Ashley SINCLAIR	Kawasaki -	**5**	2:13.754	79.90 mph	128.60 kph
35	R/S	Sam DIGBY-BAKER	Kawasaki -	**3**	2:26.280	73.06 mph	117.58 kph

Class - 90% of Race Speed = 73.79 mph
Class S - 90% of Race Speed = 71.64 mph
Class R - 90% of Race Speed = 70.38 mph
Class R/S - 90% of Race Speed = 64.53 mph

Snetterton 300
Circuit Length = 2.9689 miles
Start: 15:29 Flag 15:40 End: 15:43

Weather / Track : Cloudy / Dry
These results are provisional until the conclusion of any judicial and technical matters.

Clerk Of Course :		Timekeeper :

Results can be found at www.tsl-timing.com

Printed - 15:44 Sunday, 08 October 2017

BMCRC - MRO Championships 2017 - Rnd 10 @ Snetterton 300

EDIasia Formula 400 inc Sub 64 & Rookies

RACE 12 - LAP CHART

LAP 1 @ 15:32:13.413

NO	BEHIND	LAP TIME
3		2:17.170
0	1.906	2:19.076
78	1.937	2:19.107
38	4.005	2:21.175
2	4.040	2:21.210
33	5.029	2:22.199
444	5.585	2:22.755
23	6.026	2:23.196
13	6.200	2:23.370
86	7.584	2:24.754
34	8.030	2:25.200
84	8.545	2:25.715
148	8.908	2:26.078
66	9.829	2:26.999
29	10.331	2:27.501
53	12.982	2:30.152
26	14.619	2:31.789
57	17.972	2:35.142
35	18.194	2:35.364
117	19.165	2:36.335
83	22.793	2:39.963
17	25.698	2:42.868

LAP 2 @ 15:34:23.821

NO	BEHIND	LAP TIME
3		2:10.408
2	2.017	2:08.385
78	3.253	2:11.724
0	3.563	2:12.065
38	5.930	2:12.333
23	7.607	2:11.989
33	9.630	2:15.009
444	10.045	2:14.868
34	11.675	2:14.053
13	11.914	2:16.122
86	12.168	2:14.992
148	13.444	2:14.944
66	14.748	2:15.327
29	16.463	2:16.540
57	27.168	2:19.604
53	27.191	2:24.617
26	27.470	2:23.259
84	29.582	2:31.445
35	34.605	2:26.819
83	35.246	2:22.861
117	36.673	2:27.916
17	49.620	2:34.330

LAP 3 @ 15:36:33.034

NO	BEHIND	LAP TIME
2		2:07.196
3	0.824	2:10.037
78	5.745	2:11.705
0	9.408	2:15.058
38	9.739	2:13.022
23	9.946	2:11.552
33	15.231	2:14.814
444	15.329	2:14.497
34	15.412	2:12.950
86	16.565	2:13.610
13	17.934	2:15.233
148	18.578	2:14.347
66	20.280	2:14.745
29	25.628	2:18.378
57	36.889	2:18.934
26	38.349	2:20.092
84	41.413	2:21.044
53	43.165	2:25.187
83	44.218	2:18.185
35	51.672	2:26.280
117	51.943	2:24.483
17	1:14.861	2:34.454

LAP 4 @ 15:38:40.242

NO	BEHIND	LAP TIME
2		2:07.208
3	4.894	2:11.278
78	10.417	2:11.880
38	16.058	2:13.527
0	16.193	2:13.993
23	16.265	2:13.527
444	22.306	2:14.185
86	22.420	2:13.063
34	22.969	2:14.765
33	24.925	2:16.902
148	25.475	2:14.105
13	26.314	2:15.588
66	27.943	2:14.871
29	36.667	2:18.247
57	48.605	2:18.924
26	50.927	2:19.786
84	52.903	2:18.698
83	56.342	2:19.332
53	59.248	2:23.291
117	1:11.078	2:26.343
35	1:11.273	2:26.809
17	1:40.567	2:32.914

LAP 5 @ 15:40:47.996

NO	BEHIND	LAP TIME
2		2:07.754
3	7.256	2:10.116
78	15.636	2:12.973
0	19.449	2:11.010
38	20.551	2:12.247
23	20.772	2:12.261
86	27.493	2:12.827
34	27.922	2:12.707
444	28.352	2:13.800
148	31.475	2:13.754
33	32.550	2:15.379
13	33.492	2:14.932
66	34.353	2:14.164
29	46.688	2:17.775
57	1:01.090	2:20.239
26	1:03.798	2:20.625
84	1:04.485	2:19.336
83	1:07.018	2:18.430
53	1:14.632	2:23.138
117	1:30.087	2:26.763
35	1:33.474	2:29.955
17	2:06.553	2:33.740

Weather / Track : Cloudy / Dry

Snetterton 300
Circuit Length = 2.9689 miles
Start: 15:29 Flag 15:40 End: 15:43

Results can be found at www.tsl-timing.com

Printed - 15:45 Sunday, 08 October 2017

BMCRC - MRO Championships 2017 - Rnd 10 @ Snetterton 300

EDIasia Formula 400 inc Sub 64 & Rookies

RACE 12 - SECTOR ANALYSIS

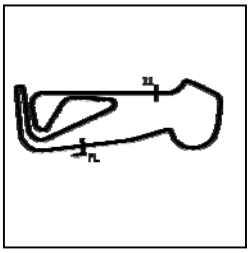

SECTOR 1 = FL to I1, SECTOR 2 = I1 to FL, DIFF = Difference To Personal Best Lap, P = Crossed Finish Line in Pit Lane, D = Time Disallowed

P1 2 Andrew GILL — Kawasaki -

IDEAL LAP TIME : 2:07.034 BEST LAP TIME : 2:07.196 DIFFERENCE : 0.162

LAP	SECTOR 1	SECTOR 2	LAP TIME	MPH	DIFF	TIME OF DAY
1 -		43.932	2:21.210	75.68	14.014	15:32:17.453
2 -	1:25.790	42.595	2:08.385	83.25	1.189	15:34:25.838
3 -	1:24.733	42.463	***2:07.196*** **(1)**	***84.02***		***15:36:33.034***
4 -	***1:24.653***	42.555	2:07.208 **(2)**	84.02	0.012	15:38:40.242
5 -	1:25.373	***42.381***	2:07.754 **(3)**	83.66	0.558	15:40:47.996

P2 3 Gary HENNING — Kawasaki - SGT motorcycles

IDEAL LAP TIME : 2:09.655 BEST LAP TIME : 2:10.037 DIFFERENCE : 0.382

LAP	SECTOR 1	SECTOR 2	LAP TIME	MPH	DIFF	TIME OF DAY
1 -		43.738	2:17.170	77.91	7.133	15:32:13.413
2 -	1:26.281	44.127	2:10.408 **(3)**	81.95	0.371	15:34:23.821
3 -	1:26.623	***43.414***	***2:10.037*** **(1)**	***82.19***		***15:36:33.858***
4 -	1:27.065	44.213	2:11.278	81.41	1.241	15:38:45.136
5 -	***1:26.241***	43.875	2:10.116 **(2)**	82.14	0.079	15:40:55.252

P3 78 Keith POVAH — Kawasaki - 78Plate.com & SUBVERT BoardStore.com

IDEAL LAP TIME : 2:11.265 BEST LAP TIME : 2:11.705 DIFFERENCE : 0.440

LAP	SECTOR 1	SECTOR 2	LAP TIME	MPH	DIFF	TIME OF DAY
1 -		44.171	2:19.107	76.83	7.402	15:32:15.350
2 -	1:28.154	***43.570***	2:11.724 **(2)**	81.13	0.019	15:34:27.074
3 -	***1:27.695***	44.010	***2:11.705*** **(1)**	***81.15***		***15:36:38.779***
4 -	1:28.165	43.715	2:11.880 **(3)**	81.04	0.175	15:38:50.659
5 -	1:28.712	44.261	2:12.973	80.37	1.268	15:41:03.632

P4 0 S Jeremy HILL — Kawasaki - LT-Info.com / ELP Racing

IDEAL LAP TIME : 2:10.691 BEST LAP TIME : 2:11.010 DIFFERENCE : 0.319

LAP	SECTOR 1	SECTOR 2	LAP TIME	MPH	DIFF	TIME OF DAY
1 -		44.407	2:19.076	76.85	8.066	15:32:15.319
2 -	1:28.482	43.583	2:12.065 **(2)**	80.93	1.055	15:34:27.384
3 -	***1:27.568***	47.490	2:15.058	79.13	4.048	15:36:42.442
4 -	1:29.498	44.495	2:13.993 **(3)**	79.76	2.983	15:38:56.435
5 -	1:27.887	***43.123***	***2:11.010*** **(1)**	***81.58***		***15:41:07.445***

P5 38 S Hayden WOOD — Kawasaki -

IDEAL LAP TIME : 2:12.018 BEST LAP TIME : 2:12.247 DIFFERENCE : 0.229

LAP	SECTOR 1	SECTOR 2	LAP TIME	MPH	DIFF	TIME OF DAY
1 -		44.604	2:21.175	75.70	8.928	15:32:17.418
2 -	***1:28.086***	44.247	2:12.333 **(2)**	80.76	0.086	15:34:29.751
3 -	1:28.824	44.198	2:13.022 **(3)**	80.34	0.775	15:36:42.773
4 -	1:28.994	44.533	2:13.527	80.04	1.280	15:38:56.300
5 -	1:28.315	***43.932***	***2:12.247*** **(1)**	***80.81***		***15:41:08.547***

P6 23 Tham EVANS — Honda - Vanilla Electronics / GF racing

IDEAL LAP TIME : 2:11.519 BEST LAP TIME : 2:11.552 DIFFERENCE : 0.033

LAP	SECTOR 1	SECTOR 2	LAP TIME	MPH	DIFF	TIME OF DAY
1 -		44.865	2:23.196	74.63	11.644	15:32:19.439
2 -	1:27.898	44.091	2:11.989 **(2)**	80.97	0.437	15:34:31.428
3 -	***1:27.472***	44.080	***2:11.552*** **(1)**	***81.24***		***15:36:42.980***
4 -	1:28.988	44.539	2:13.527	80.04	1.975	15:38:56.507
5 -	1:28.214	***44.047***	2:12.261 **(3)**	80.81	0.709	15:41:08.768

P7 86 Mathew SCOTT — Kawasaki -

IDEAL LAP TIME : 2:12.563 BEST LAP TIME : 2:12.827 DIFFERENCE : 0.264

LAP	SECTOR 1	SECTOR 2	LAP TIME	MPH	DIFF	TIME OF DAY

Weather / Track : Cloudy / Dry

Snetterton 300
Circuit Length = 2.9689 miles
Start: 15:29 Flag 15:40 End: 15:43

BMCRC - MRO Championships 2017 - Rnd 10 @ Snetterton 300

EDIasia Formula 400 inc Sub 64 & Rookies

RACE 12 - SECTOR ANALYSIS

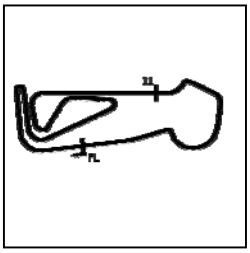

SECTOR 1 = FL to I1, SECTOR 2 = I1 to FL, DIFF = Difference To Personal Best Lap, P = Crossed Finish Line in Pit Lane, D = Time Disallowed

1 -		45.743	2:24.754		73.83	11.927	15:32:20.997
2 -	1:30.055	44.937	2:14.992		79.17	2.165	15:34:35.989
3 -	1:28.892	44.718	2:13.610	(3)	79.99	0.783	15:36:49.599
4 -	1:29.006	***44.057***	2:13.063	(2)	80.32	0.236	15:39:02.662
5 -	***1:28.506***	44.321	***2:12.827***	**(1)**	***80.46***		***15:41:15.489***

P8 34 S Rich HICKLING — Kawasaki -

IDEAL LAP TIME : 2:12.392 BEST LAP TIME : 2:12.707 DIFFERENCE : 0.315

LAP	SECTOR 1	SECTOR 2	LAP TIME		MPH	DIFF	TIME OF DAY
1 -		45.951	2:25.200		73.60	12.493	15:32:21.443
2 -	1:29.294	44.759	2:14.053	(3)	79.73	1.346	15:34:35.496
3 -	1:28.682	***44.268***	2:12.950	(2)	80.39	0.243	15:36:48.446
4 -	1:30.452	44.313	2:14.765		79.30	2.058	15:39:03.211
5 -	***1:28.124***	44.583	***2:12.707***	**(1)**	***80.53***		***15:41:15.918***

P9 444 S Daniel MOSS — Kawasaki - OHMracing

IDEAL LAP TIME : 2:13.672 BEST LAP TIME : 2:13.800 DIFFERENCE : 0.128

LAP	SECTOR 1	SECTOR 2	LAP TIME		MPH	DIFF	TIME OF DAY
1 -		45.750	2:22.755		74.87	8.955	15:32:18.998
2 -	1:30.379	***44.489***	2:14.868		79.24	1.068	15:34:33.866
3 -	1:29.998	44.499	2:14.497	(3)	79.46	0.697	15:36:48.363
4 -	1:29.651	44.534	2:14.185	(2)	79.65	0.385	15:39:02.548
5 -	***1:29.183***	44.617	***2:13.800***	**(1)**	***79.88***		***15:41:16.348***

P10 148 R Ashley SINCLAIR — Kawasaki -

IDEAL LAP TIME : 2:13.754 BEST LAP TIME : 2:13.754 DIFFERENCE : 0.000

LAP	SECTOR 1	SECTOR 2	LAP TIME		MPH	DIFF	TIME OF DAY
1 -		46.535	2:26.078		73.16	12.324	15:32:22.321
2 -	1:30.031	44.913	2:14.944		79.20	1.190	15:34:37.265
3 -	1:29.274	45.073	2:14.347	(3)	79.55	0.593	15:36:51.612
4 -	1:29.163	44.942	2:14.105	(2)	79.69	0.351	15:39:05.717
5 -	***1:29.083***	***44.671***	***2:13.754***	**(1)**	***79.90***		***15:41:19.471***

P11 33 S Carl JOHNSTONE — Yamaha - EDIasia

IDEAL LAP TIME : 2:14.814 BEST LAP TIME : 2:14.814 DIFFERENCE : 0.000

LAP	SECTOR 1	SECTOR 2	LAP TIME		MPH	DIFF	TIME OF DAY
1 -		45.130	2:22.199		75.16	7.385	15:32:18.442
2 -	1:29.852	45.157	2:15.009	(2)	79.16	0.195	15:34:33.451
3 -	***1:29.788***	***45.026***	***2:14.814***	**(1)**	***79.28***		***15:36:48.265***
4 -	1:31.355	45.547	2:16.902		78.07	2.088	15:39:05.167
5 -	1:29.806	45.573	2:15.379	(3)	78.94	0.565	15:41:20.546

P12 13 S Doug EDMONDSON — Yamaha - Wave Racing Developments

IDEAL LAP TIME : 2:14.898 BEST LAP TIME : 2:14.932 DIFFERENCE : 0.034

LAP	SECTOR 1	SECTOR 2	LAP TIME		MPH	DIFF	TIME OF DAY
1 -		45.154	2:23.370		74.54	8.438	15:32:19.613
2 -	1:30.756	45.366	2:16.122		78.51	1.190	15:34:35.735
3 -	1:30.476	44.757	2:15.233	(2)	79.03	0.301	15:36:50.968
4 -	***1:30.174***	45.414	2:15.588	(3)	78.82	0.656	15:39:06.556
5 -	1:30.208	***44.724***	***2:14.932***	**(1)**	***79.21***		***15:41:21.488***

P13 66 S James CASWELL — Honda -

IDEAL LAP TIME : 2:14.164 BEST LAP TIME : 2:14.164 DIFFERENCE : 0.000

LAP	SECTOR 1	SECTOR 2	LAP TIME		MPH	DIFF	TIME OF DAY
1 -		46.539	2:26.999		72.70	12.835	15:32:23.242
2 -	1:30.312	45.015	2:15.327		78.97	1.163	15:34:38.569
3 -	1:29.939	44.806	2:14.745	(2)	79.32	0.581	15:36:53.314
4 -	1:30.028	44.843	2:14.871	(3)	79.24	0.707	15:39:08.185

Weather / Track : Cloudy / Dry

Snetterton 300
Circuit Length = 2.9689 miles
Start: 15:29 Flag 15:40 End: 15:43

BMCRC - MRO Championships 2017 - Rnd 10 @ Snetterton 300

EDIasia Formula 400 inc Sub 64 & Rookies

RACE 12 - SECTOR ANALYSIS

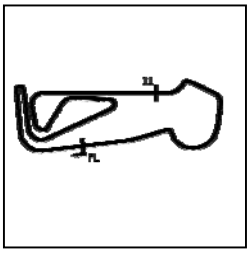

SECTOR 1 = FL to I1, SECTOR 2 = I1 to FL, DIFF = Difference To Personal Best Lap, P = Crossed Finish Line in Pit Lane, D = Time Disallowed

5 -	***1:29.808***	***44.356***	***2:14.164***	**(1)**	***79.66***	***15:41:22.349***

P14 29 S Giles HARWOOD Yamaha -

IDEAL LAP TIME : 2:16.418 BEST LAP TIME : 2:16.540 DIFFERENCE : 0.122

LAP	SECTOR 1	SECTOR 2	LAP TIME		MPH	DIFF	TIME OF DAY
1 -		***45.884***	2:27.501		72.46	10.961	15:32:23.744
2 -	***1:30.534***	46.006	***2:16.540***	**(1)**	***78.27***		***15:34:40.284***
3 -	1:31.676	46.702	2:18.378		77.23	1.838	15:36:58.662
4 -	1:31.692	46.555	2:18.247	**(3)**	77.31	1.707	15:39:16.909
5 -	1:31.573	46.202	2:17.775	**(2)**	77.57	1.235	15:41:34.684

P15 57 S Paul FISHER Kawasaki -

IDEAL LAP TIME : 2:18.562 BEST LAP TIME : 2:18.924 DIFFERENCE : 0.362

LAP	SECTOR 1	SECTOR 2	LAP TIME		MPH	DIFF	TIME OF DAY
1 -		47.896	2:35.142		68.89	16.218	15:32:31.385
2 -	1:32.835	46.769	2:19.604	**(3)**	76.55	0.680	15:34:50.989
3 -	***1:31.868***	47.066	2:18.934	**(2)**	76.92	0.010	15:37:09.923
4 -	1:32.101	46.823	***2:18.924***	**(1)**	***76.93***		***15:39:28.847***
5 -	1:33.545	***46.694***	2:20.239		76.21	1.315	15:41:49.086

P16 26 Lydia THOMPSON Kawasaki - Flintstone Racing - David Simons Tuning

IDEAL LAP TIME : 2:19.131 BEST LAP TIME : 2:19.786 DIFFERENCE : 0.655

LAP	SECTOR 1	SECTOR 2	LAP TIME		MPH	DIFF	TIME OF DAY
1 -		47.918	2:31.789		70.41	12.003	15:32:28.032
2 -	1:34.030	49.229	2:23.259		74.60	3.473	15:34:51.291
3 -	***1:32.462***	47.630	2:20.092	**(2)**	76.29	0.306	15:37:11.383
4 -	1:33.117	***46.669***	***2:19.786***	**(1)**	***76.46***		***15:39:31.169***
5 -	1:33.713	46.912	2:20.625	**(3)**	76.00	0.839	15:41:51.794

P17 84 S Gavin SCHOFIELD Honda -

IDEAL LAP TIME : 2:18.414 BEST LAP TIME : 2:18.698 DIFFERENCE : 0.284

LAP	SECTOR 1	SECTOR 2	LAP TIME		MPH	DIFF	TIME OF DAY
1 -		***46.278***	2:25.715		73.34	7.017	15:32:21.958
2 -	***1:32.136***	59.309	2:31.445		70.57	12.747	15:34:53.403
3 -	1:33.797	47.247	2:21.044	**(3)**	75.77	2.346	15:37:14.447
4 -	1:32.272	46.426	***2:18.698***	**(1)**	***77.06***		***15:39:33.145***
5 -	1:32.464	46.872	2:19.336	**(2)**	76.70	0.638	15:41:52.481

P18 83 S Pete GIBSON Honda -

IDEAL LAP TIME : 2:18.022 BEST LAP TIME : 2:18.185 DIFFERENCE : 0.163

LAP	SECTOR 1	SECTOR 2	LAP TIME		MPH	DIFF	TIME OF DAY
1 -		57.473	2:39.963		66.81	21.778	15:32:36.206
2 -	1:35.148	47.713	2:22.861		74.81	4.676	15:34:59.067
3 -	***1:32.055***	46.130	***2:18.185***	**(1)**	***77.34***		***15:37:17.252***
4 -	1:33.365	***45.967***	2:19.332	**(3)**	76.70	1.147	15:39:36.584
5 -	1:32.074	46.356	2:18.430	**(2)**	77.20	0.245	15:41:55.014

P19 53 R Robert STEWART Kawasaki -

IDEAL LAP TIME : 2:22.574 BEST LAP TIME : 2:23.138 DIFFERENCE : 0.564

LAP	SECTOR 1	SECTOR 2	LAP TIME		MPH	DIFF	TIME OF DAY
1 -		***47.899***	2:30.152		71.18	7.014	15:32:26.395
2 -	1:35.197	49.420	2:24.617	**(3)**	73.90	1.479	15:34:51.012
3 -	1:36.628	48.559	2:25.187		73.61	2.049	15:37:16.199
4 -	1:35.124	48.167	2:23.291	**(2)**	74.59	0.153	15:39:39.490
5 -	***1:34.675***	48.463	***2:23.138***	**(1)**	***74.66***		***15:42:02.628***

Weather / Track : Cloudy / Dry

Snetterton 300
Circuit Length = 2.9689 miles
Start: 15:29 Flag 15:40 End: 15:43

BMCRC - MRO Championships 2017 - Rnd 10 @ Snetterton 300

EDIasia Formula 400 inc Sub 64 & Rookies

RACE 12 - SECTOR ANALYSIS

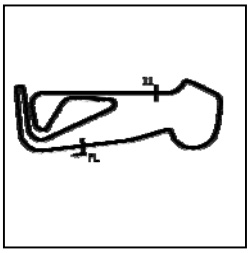

SECTOR 1 = FL to I1, SECTOR 2 = I1 to FL, DIFF = Difference To Personal Best Lap, P = Crossed Finish Line in Pit Lane, D = Time Disallowed

P20 117 S Jordan HARRIS Kawasaki -

IDEAL LAP TIME : 2:24.483 BEST LAP TIME : 2:24.483 DIFFERENCE : 0.000

LAP	SECTOR 1	SECTOR 2	LAP TIME	MPH	DIFF	TIME OF DAY
1 -		49.873	2:36.335	68.36	11.852	15:32:32.578
2 -	1:38.274	49.642	2:27.916	72.25	3.433	15:35:00.494
3 -	***1:35.780***	***48.703***	***2:24.483*** **(1)**	***73.97***		***15:37:24.977***
4 -	1:36.304	50.039	2:26.343 **(2)**	73.03	1.860	15:39:51.320
5 -	1:37.607	49.156	2:26.763 **(3)**	72.82	2.280	15:42:18.083

P21 35 R/S Sam DIGBY-BAKER Kawasaki -

IDEAL LAP TIME : 2:25.269 BEST LAP TIME : 2:26.280 DIFFERENCE : 1.011

LAP	SECTOR 1	SECTOR 2	LAP TIME	MPH	DIFF	TIME OF DAY
1 -		***49.489***	2:35.364	68.79	9.084	15:32:31.607
2 -	***1:35.780***	51.039	2:26.819 **(3)**	72.79	0.539	15:34:58.426
3 -	1:35.852	50.428	***2:26.280*** **(1)**	***73.06***		***15:37:24.706***
4 -	1:36.388	50.421	2:26.809 **(2)**	72.80	0.529	15:39:51.515
5 -	1:39.573	50.382	2:29.955	71.27	3.675	15:42:21.470

P22 17 Andrew POCOCK Honda -

IDEAL LAP TIME : 2:32.914 BEST LAP TIME : 2:32.914 DIFFERENCE : 0.000

LAP	SECTOR 1	SECTOR 2	LAP TIME	MPH	DIFF	TIME OF DAY
1 -		52.985	2:42.868	65.62	9.954	15:32:39.111
2 -	1:41.785	52.545	2:34.330 **(3)**	69.25	1.416	15:35:13.441
3 -	1:41.507	52.947	2:34.454	69.19	1.540	15:37:47.895
4 -	***1:40.836***	***52.078***	***2:32.914*** **(1)**	***69.89***		***15:40:20.809***
5 -	1:41.204	52.536	2:33.740 **(2)**	69.52	0.826	15:42:54.549

Weather / Track : Cloudy / Dry

Snetterton 300
Circuit Length = 2.9689 miles
Start: 15:29 Flag 15:40 End: 15:43

BMCRC - MRO Championships 2017 - Rnd 10 @ Snetterton 300

EDIasia Formula 400 inc Sub 64 & Rookies

RACE 12 - BEST SECTORS

SECTOR 1				SECTOR 2				IDEAL / BEST COMPARISON					
POS	NO	NAME	TIME	NO	NAME	TIME		POS	NO	NAME	IDEAL	BEST	DIFF
										PERFECT LAP	2:07.034		
1	2	GILL	**1:24.653**	2	GILL	**42.381**		1	2	GILL	2:07.034	2:07.196	0.162
2	3	HENNING	**1:26.241**	0	HILL	**43.123**		2	3	HENNING	2:09.655	2:10.037	0.382
3	23	EVANS	**1:27.472**	3	HENNING	**43.414**		3	0	HILL	2:10.691	2:11.010	0.319
4	0	HILL	**1:27.568**	78	POVAH	**43.570**		4	78	POVAH	2:11.265	2:11.705	0.440
5	78	POVAH	**1:27.695**	38	WOOD	**43.932**		5	23	EVANS	2:11.519	2:11.552	0.033
6	38	WOOD	**1:28.086**	23	EVANS	**44.047**		6	38	WOOD	2:12.018	2:12.247	0.229
7	34	HICKLING	**1:28.124**	86	SCOTT	**44.057**		7	34	HICKLING	2:12.392	2:12.707	0.315
8	86	SCOTT	**1:28.506**	34	HICKLING	**44.268**		8	86	SCOTT	2:12.563	2:12.827	0.264
9	148	SINCLAIR	**1:29.083**	66	CASWELL	**44.356**		9	444	MOSS	2:13.672	2:13.800	0.128
10	444	MOSS	**1:29.183**	444	MOSS	**44.489**		10	148	SINCLAIR	2:13.754	2:13.754	0.000
11	33	JOHNSTONE	**1:29.788**	148	SINCLAIR	**44.671**		11	66	CASWELL	2:14.164	2:14.164	0.000
12	66	CASWELL	**1:29.808**	13	EDMONDSON	**44.724**		12	33	JOHNSTONE	2:14.814	2:14.814	0.000
13	13	EDMONDSON	**1:30.174**	33	JOHNSTONE	**45.026**		13	13	EDMONDSON	2:14.898	2:14.932	0.034
14	29	HARWOOD	**1:30.534**	29	HARWOOD	**45.884**		14	29	HARWOOD	2:16.418	2:16.540	0.122
15	57	FISHER	**1:31.868**	83	GIBSON	**45.967**		15	83	GIBSON	2:18.022	2:18.185	0.163
16	83	GIBSON	**1:32.055**	84	SCHOFIELD	**46.278**		16	84	SCHOFIELD	2:18.414	2:18.698	0.284
17	84	SCHOFIELD	**1:32.136**	26	THOMPSON	**46.669**		17	57	FISHER	2:18.562	2:18.924	0.362
18	26	THOMPSON	**1:32.462**	57	FISHER	**46.694**		18	26	THOMPSON	2:19.131	2:19.786	0.655
19	53	STEWART	**1:34.675**	53	STEWART	**47.899**		19	53	STEWART	2:22.574	2:23.138	0.564
20	117	HARRIS	**1:35.780**	117	HARRIS	**48.703**		20	117	HARRIS	2:24.483	2:24.483	0.000
21	35	DIGBY-BAKER	**1:35.780**	35	DIGBY-BAKER	**49.489**		21	35	DIGBY-BAKER	2:25.269	2:26.280	1.011
22	17	POCOCK	**1:40.836**	17	POCOCK	**52.078**		22	17	POCOCK	2:32.914	2:32.914	0.000

Weather / Track : Cloudy / Dry

Snetterton 300
Circuit Length = 2.9689 miles
Start: 15:29 Flag 15:40 End: 15:43

Results can be found at www.tsl-timing.com

Printed - 15:45 Sunday, 08 October 2017

BMCRC-MRO Championships 2017 supported by Dickies

Kawasaki Junior Cup & Senior 300 Series

Snetterton 300

7th & 8th October 2017

Results Provided by Timing Solutions Ltd
www.tsl-timing.com

Snetterton 300

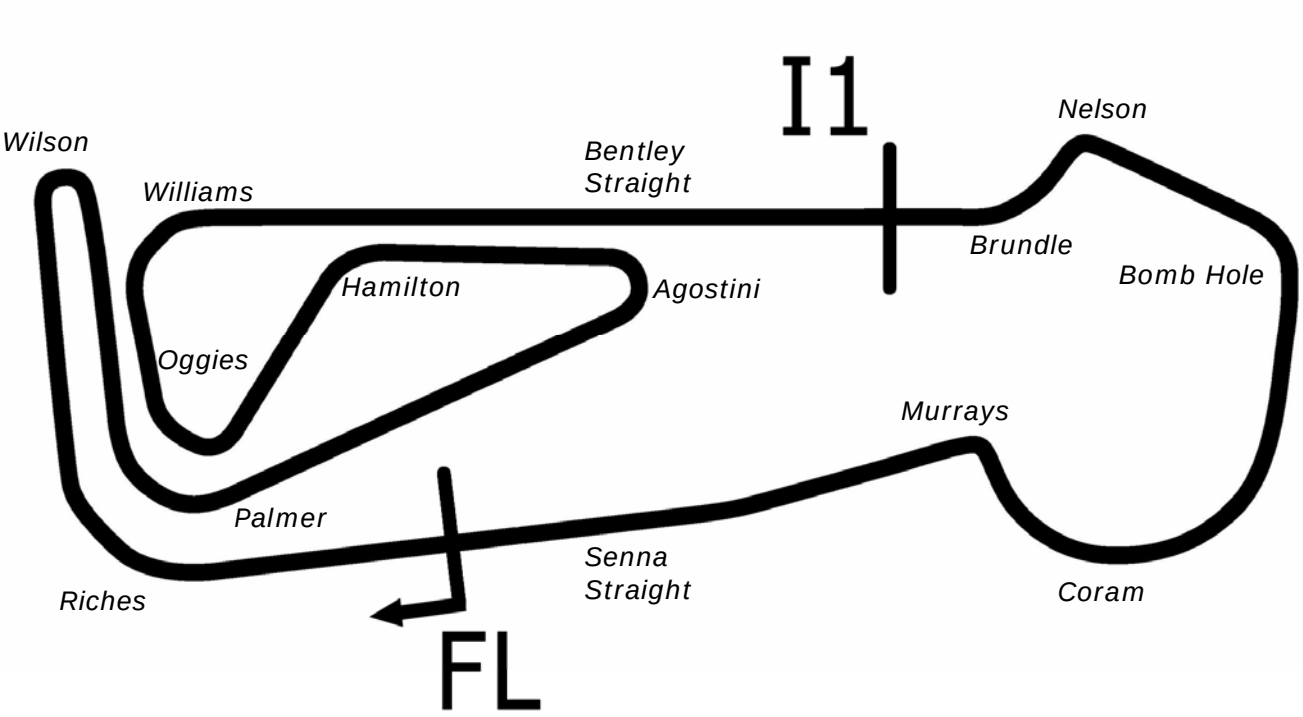

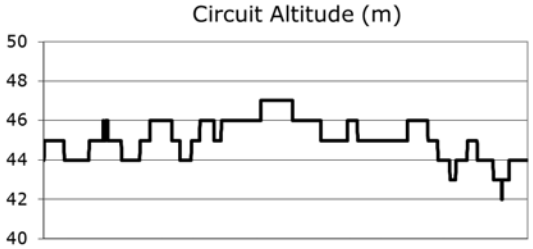

Length	2.9689 miles	4778.0 m	
FL		52.46340 N	0.94476 E
I1	3198m	52.46617 N	0.94964 E
Pit Entry	4572m	52.46364 N	0.94774 E
Pit Exit	40m after FL	52.46338 N	0.94420 E

Pit Entry–Pit Exit 246m, 14.7s @60kph, 11.0s @80kph

All results available at www.tsl-timing.com

BMCRC - MRO Championships 2017 - Rnd 10 @ Snetterton 300

ACU Team Green Junior Cup & Senior 300 Series

QUALIFYING - CLASSIFICATION

POS	NO	CL	PIC	NAME	ENTRY	TIME	ON	LAPS	GAP	DIFF	MPH
1	86	S	1	Jamie KELMAN	Kawasaki - Fastlane motorcycles	2:32.221	3	5			70.21
2	82	J	1	Joe HOLDSWORTH	Kawasaki - tintwise.com	2:32.464	4	4	0.243	0.243	70.10
3	11	S	2	Josh HARVEY	Kawasaki - NR Racing	2:36.815	4	4	4.594	4.351	68.15
4	25	S	3	Leon JONES	Kawasaki - LCR Motorcycles	2:37.981	4	5	5.760	1.166	67.65
5	36	J	2	Harry FOWLE	Kawasaki - A.Fowle Joinery	2:38.373	4	4	6.152	0.392	67.48
6	56	S	4	Michael STONE	Kawasaki -	2:38.534	5	5	6.313	0.161	67.41
7	29	S	5	Charlie STONE	Kawasaki -	2:39.191	5	5	6.970	0.657	67.13
8	20	J	3	Kai DICKINSON	Kawasaki - 2M+2K+H=Racing	2:39.450	2	2	7.229	0.259	67.03
9	22	S	6	Samuel SMYTH	Kawasaki -	2:40.912	4	4	8.691	1.462	66.42
10	3	J	4	Joey LAMBDEN	Kawasaki -	2:41.498	3	4	9.277	0.586	66.18
11	65	S	7	Konrad BREESE	Kawasaki -	2:42.267	3	5	10.046	0.769	65.86
12	37	S	8	Craig CLEMONS	Kawasaki - The wife naomi	2:42.811	5	5	10.590	0.544	65.64
13	28	S	9	Leon STEWART	Kawasaki -	2:43.325	5	5	11.104	0.514	65.44
14	888	S	10	Jeff MORRIS	Kawasaki -	2:43.478	4	4	11.257	0.153	65.37
15	44	S	11	Duane SUTCH	Kawasaki - Shawell Tuning and Racing Serv	2:44.293	4	4	12.072	0.815	65.05
16	4	J	5	James DUTTON	Kawasaki -	2:44.631	1	1	12.410	0.338	64.92
17	38	S	12	Bob COUCHMAN	Kawasaki - Pinky Janey	2:45.246	2	4	13.025	0.615	64.67
18	7	S	13	Michael SHARMAN	Kawasaki -	2:45.382	3	4	13.161	0.136	64.62
19	99	J	6	Jamie LE MASURIER	Kawasaki - Pipework Solutions Ltd	2:46.920	4	4	14.699	1.538	64.03
20	30	S	14	Malcolm HOWELL	Kawasaki -	2:49.468	3	4	17.247	2.548	63.06
21	18	J	7	Indy OFFER	Kawasaki -	2:51.614	3	3	19.393	2.146	62.27
22	23	J	8	Joe ELLIS	Kawasaki -	2:52.880	3	4	20.659	1.266	61.82
23	66	S	15	Paul LE MASURIER	Kawasaki - Pipework Solutions Ltd	2:55.335	4	4	23.114	2.455	60.95
24	67	S	16	Tony MORRIS	Kawasaki - Chippy racing team	2:57.712	4	4	25.491	2.377	60.14
25	32	S	17	John MACKNESS	Kawasaki - ME	2:59.675	4	4	27.454	1.963	59.48
26	48	S	18	Kevin SABBARTON	Kawasaki -	3:00.205	4	4	27.984	0.530	59.31
27	5	S	19	Tom STEVENS	Kawasaki -	3:01.140	4	4	28.919	0.935	59.00
28	133	S	20	Peter WOOLFALL	Kawasaki - Salisbury Cleaning Services	3:01.403	4	4	29.182	0.263	58.91
29	111	S	21	Trevor REEVE	Kawasaki -	3:07.206	4	4	34.985	5.803	57.09
30	88	S	22	David COURT	Kawasaki -	3:25.240	1	3	53.019	18.034	52.07
31	126	J	9	Ruben HOPKINS	Kawasaki - The Best Mum and Dad Ever :)	3:36.172	1	1	1:03.951	10.932	49.44

Snetterton 300
Circuit Length = 2.9689 miles
Start: 10:33 Flag 10:44 End: 10:48

Weather / Track : Bright / Drying

These results are provisional until the conclusion of any judicial and technical matters.

Clerk Of Course :		Timekeeper :

Results can be found at www.tsl-timing.com

Printed - 10:49 Saturday, 07 October 2017

BMCRC - MRO Championships 2017 - Rnd 10 @ Snetterton 300

ACU Team Green Junior Cup & Senior 300 Series

QUALIFYING - SECTOR ANALYSIS

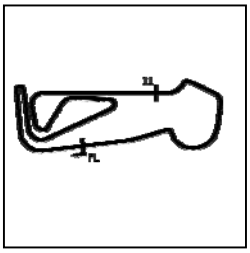

SECTOR 1 = FL to I1, SECTOR 2 = I1 to FL, DIFF = Difference To Personal Best Lap, P = Crossed Finish Line in Pit Lane, D = Time Disallowed

P1 86 S Jamie KELMAN Kawasaki - Fastlane motorcycles

IDEAL LAP TIME : 2:32.041 BEST LAP TIME : 2:32.221 DIFFERENCE : 0.180

LAP	SECTOR 1	SECTOR 2	LAP TIME	MPH	DIFF	TIME OF DAY
1 -	1:50.680	51.406	2:42.086	65.94	9.865	10:36:21.800
2 -	1:41.752	51.269	2:33.021 (3)	69.84	0.800	10:38:54.821
3 -	***1:40.907***	51.314	***2:32.221 (1)***	***70.21***		***10:41:27.042***
4 -	1:41.343	***51.134***	2:32.477 (2)	70.09	0.256	10:43:59.519
5 -	1:42.349	51.356	2:33.705	69.53	1.484	10:46:33.224

P2 82 J Joe HOLDSWORTH Kawasaki - tintwise.com

IDEAL LAP TIME : 2:32.464 BEST LAP TIME : 2:32.464 DIFFERENCE : 0.000

LAP	SECTOR 1	SECTOR 2	LAP TIME	MPH	DIFF	TIME OF DAY
1 -	1:50.867	54.591	2:45.458	64.59	12.994	10:36:20.908
2 -	1:44.381	52.020	2:36.401 (3)	68.33	3.937	10:38:57.309
3 -	1:43.082	51.267	2:34.349 (2)	69.24	1.885	10:41:31.658
4 -	***1:41.532***	***50.932***	***2:32.464 (1)***	***70.10***		***10:44:04.122***

P3 11 S Josh HARVEY Kawasaki - NR Racing

IDEAL LAP TIME : 2:35.627 BEST LAP TIME : 2:36.815 DIFFERENCE : 1.188

LAP	SECTOR 1	SECTOR 2	LAP TIME	MPH	DIFF	TIME OF DAY
1 -	1:56.035	53.906	2:49.941	62.89	13.126	10:36:30.948
2 -	1:46.155	52.211	2:38.366 (3)	67.48	1.551	10:39:09.314
3 -	1:44.643	52.237	2:36.880 (2)	68.12	0.065	10:41:46.194
4 -	1:44.723	***52.092***	***2:36.815 (1)***	***68.15***		***10:44:23.009***

P4 25 S Leon JONES Kawasaki - LCR Motorcycles

IDEAL LAP TIME : 2:37.981 BEST LAP TIME : 2:37.981 DIFFERENCE : 0.000

LAP	SECTOR 1	SECTOR 2	LAP TIME	MPH	DIFF	TIME OF DAY
1 -	1:55.944	56.169	2:52.113	62.09	14.132	10:36:29.712
2 -	1:50.277	53.739	2:44.016	65.16	6.035	10:39:13.728
3 -	1:48.287	53.704	2:41.991 (3)	65.97	4.010	10:41:55.719
4 -	***1:45.860***	***52.121***	***2:37.981 (1)***	***67.65***		***10:44:33.700***
5 -	1:46.249	52.415	2:38.664 (2)	67.36	0.683	10:47:12.364

P5 36 J Harry FOWLE Kawasaki - A.Fowle Joinery

IDEAL LAP TIME : 2:38.373 BEST LAP TIME : 2:38.373 DIFFERENCE : 0.000

LAP	SECTOR 1	SECTOR 2	LAP TIME	MPH	DIFF	TIME OF DAY
1 -	1:56.005	56.992	2:52.997	61.78	14.624	10:37:07.491
2 -	1:47.851	53.465	2:41.316 (2)	66.25	2.943	10:39:48.807
3 -	1:49.774	53.065	2:42.839 (3)	65.63	4.466	10:42:31.646
4 -	***1:46.248***	***52.125***	***2:38.373 (1)***	***67.48***		***10:45:10.019***

P6 56 S Michael STONE Kawasaki -

IDEAL LAP TIME : 2:38.534 BEST LAP TIME : 2:38.534 DIFFERENCE : 0.000

LAP	SECTOR 1	SECTOR 2	LAP TIME	MPH	DIFF	TIME OF DAY
1 -	1:55.994	56.342	2:52.336	62.01	13.802	10:36:29.839
2 -	1:48.489	53.258	2:41.747 (3)	66.07	3.213	10:39:11.586
3 -	1:48.255	53.634	2:41.889	66.02	3.355	10:41:53.475
4 -	1:46.684	53.026	2:39.710 (2)	66.92	1.176	10:44:33.185
5 -	***1:45.566***	***52.968***	***2:38.534 (1)***	***67.41***		***10:47:11.719***

P7 29 S Charlie STONE Kawasaki -

IDEAL LAP TIME : 2:39.191 BEST LAP TIME : 2:39.191 DIFFERENCE : 0.000

LAP	SECTOR 1	SECTOR 2	LAP TIME	MPH	DIFF	TIME OF DAY
1 -	1:59.024	56.021	2:55.045	61.05	15.854	10:36:33.634
2 -	1:49.029	53.764	2:42.793	65.65	3.602	10:39:16.427
3 -	1:48.883	53.492	2:42.375 (3)	65.82	3.184	10:41:58.802

Weather / Track : Bright / Drying

Snetterton 300
Circuit Length = 2.9689 miles
Start: 10:33 Flag 10:44 End: 10:48

BMCRC - MRO Championships 2017 - Rnd 10 @ Snetterton 300

ACU Team Green Junior Cup & Senior 300 Series

QUALIFYING - SECTOR ANALYSIS

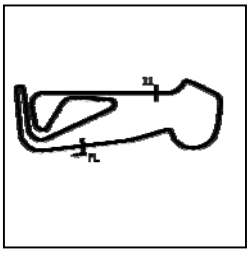

SECTOR 1 = FL to I1, SECTOR 2 = I1 to FL, DIFF = Difference To Personal Best Lap, P = Crossed Finish Line in Pit Lane, D = Time Disallowed

4 -	1:47.281	53.154	2:40.435 **(2)**	66.61	1.244	10:44:39.237
5 -	***1:46.767***	***52.424***	***2:39.191*** **(1)**	***67.13***		***10:47:18.428***

P8 20 J Kai DICKINSON Kawasaki - 2M+2K+H=Racing

IDEAL LAP TIME : 2:39.450 BEST LAP TIME : 2:39.450 DIFFERENCE : 0.000

LAP	SECTOR 1	SECTOR 2	LAP TIME	MPH	DIFF	TIME OF DAY
1 -	1:48.662	54.150	2:42.812 **(2)**	65.64	3.362	10:36:21.049
2 -	***1:46.004***	***53.446***	***2:39.450*** **(1)**	***67.03***		***10:39:00.499***

P9 22 S Samuel SMYTH Kawasaki -

IDEAL LAP TIME : 2:40.912 BEST LAP TIME : 2:40.912 DIFFERENCE : 0.000

LAP	SECTOR 1	SECTOR 2	LAP TIME	MPH	DIFF	TIME OF DAY
1 -	2:05.074	1:00.488	3:05.562	57.59	24.650	10:36:50.970
2 -	1:55.885	59.223	2:55.108 **(3)**	61.03	14.196	10:39:46.078
3 -	1:51.884	54.554	2:46.438 **(2)**	64.21	5.526	10:42:32.516
4 -	***1:46.699***	***54.213***	***2:40.912*** **(1)**	***66.42***		***10:45:13.428***

P10 3 J Joey LAMBDEN Kawasaki -

IDEAL LAP TIME : 2:41.027 BEST LAP TIME : 2:41.498 DIFFERENCE : 0.471

LAP	SECTOR 1	SECTOR 2	LAP TIME	MPH	DIFF	TIME OF DAY
1 -	2:05.104	59.660	3:04.764	57.84	23.266	10:37:14.187
2 -	1:54.018	57.635	2:51.653 **(3)**	62.26	10.155	10:40:05.840
3 -	***1:48.005***	53.493	***2:41.498*** **(1)**	***66.18***		***10:42:47.338***
4 -	1:50.649	***53.022***	2:43.671 **(2)**	65.30	2.173	10:45:31.009

P11 65 S Konrad BREESE Kawasaki -

IDEAL LAP TIME : 2:42.018 BEST LAP TIME : 2:42.267 DIFFERENCE : 0.249

LAP	SECTOR 1	SECTOR 2	LAP TIME	MPH	DIFF	TIME OF DAY
1 -	2:02.396	57.681	3:00.077	59.35	17.810	10:36:48.604
2 -	1:48.916	***53.794***	2:42.710	65.68	0.443	10:39:31.314
3 -	***1:48.224***	54.043	***2:42.267*** **(1)**	***65.86***		***10:42:13.581***
4 -	1:48.479	54.051	2:42.530 **(3)**	65.76	0.263	10:44:56.111
5 -	1:48.417	53.908	2:42.325 **(2)**	65.84	0.058	10:47:38.436

P12 37 S Craig CLEMONS Kawasaki - The wife naomi

IDEAL LAP TIME : 2:42.811 BEST LAP TIME : 2:42.811 DIFFERENCE : 0.000

LAP	SECTOR 1	SECTOR 2	LAP TIME	MPH	DIFF	TIME OF DAY
1 -	1:58.078	56.581	2:54.659	61.19	11.848	10:36:33.425
2 -	1:50.596	54.883	2:45.479 **(2)**	64.58	2.668	10:39:18.904
3 -	1:50.558	55.941	2:46.499 **(3)**	64.19	3.688	10:42:05.403
4 -	1:52.113	55.577	2:47.690	63.73	4.879	10:44:53.093
5 -	***1:48.939***	***53.872***	***2:42.811*** **(1)**	***65.64***		***10:47:35.904***

P13 28 S Leon STEWART Kawasaki -

IDEAL LAP TIME : 2:43.325 BEST LAP TIME : 2:43.325 DIFFERENCE : 0.000

LAP	SECTOR 1	SECTOR 2	LAP TIME	MPH	DIFF	TIME OF DAY
1 -	1:58.453	55.896	2:54.349	61.30	11.024	10:36:34.000
2 -	1:50.370	55.061	2:45.431 **(2)**	64.60	2.106	10:39:19.431
3 -	1:51.065	56.569	2:47.634	63.75	4.309	10:42:07.065
4 -	1:51.384	54.984	2:46.368 **(3)**	64.24	3.043	10:44:53.433
5 -	***1:49.535***	***53.790***	***2:43.325*** **(1)**	***65.44***		***10:47:36.758***

P14 888 S Jeff MORRIS Kawasaki -

IDEAL LAP TIME : 2:43.478 BEST LAP TIME : 2:43.478 DIFFERENCE : 0.000

LAP	SECTOR 1	SECTOR 2	LAP TIME	MPH	DIFF	TIME OF DAY
1 -	2:02.208	59.724	3:01.932	58.74	18.454	10:36:42.271
2 -	1:51.371	55.553	2:46.924 **(3)**	64.02	3.446	10:39:29.195

Weather / Track : Bright / Drying

Snetterton 300
Circuit Length = 2.9689 miles
Start: 10:33 Flag 10:44 End: 10:48

BMCRC - MRO Championships 2017 - Rnd 10 @ Snetterton 300

ACU Team Green Junior Cup & Senior 300 Series

QUALIFYING - SECTOR ANALYSIS

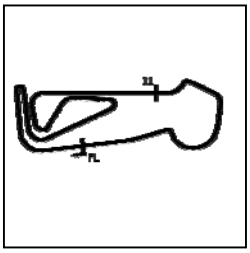

SECTOR 1 = FL to I1, SECTOR 2 = I1 to FL, DIFF = Difference To Personal Best Lap, P = Crossed Finish Line in Pit Lane, D = Time Disallowed

3 -	1:50.350	55.106	2:45.456 (2)	64.59	1.978	10:42:14.651
4 -	***1:48.646***	***54.832***	***2:43.478 (1)***	***65.37***		***10:44:58.129***

P15 44 S Duane SUTCH Kawasaki - Shawell Tuning and Racing Serv

IDEAL LAP TIME : 2:44.293 BEST LAP TIME : 2:44.293 DIFFERENCE : 0.000

LAP	SECTOR 1	SECTOR 2	LAP TIME	MPH	DIFF	TIME OF DAY
1 -	2:04.860	59.058	3:03.918	58.11	19.625	10:36:51.992
2 -	1:55.418	58.971	2:54.389 (3)	61.28	10.096	10:39:46.381
3 -	1:52.536	55.821	2:48.357 (2)	63.48	4.064	10:42:34.738
4 -	***1:49.451***	***54.842***	***2:44.293 (1)***	***65.05***		***10:45:19.031***

P16 4 J James DUTTON Kawasaki -

IDEAL LAP TIME : 2:44.631 BEST LAP TIME : 2:44.631 DIFFERENCE : 0.000

LAP	SECTOR 1	SECTOR 2	LAP TIME	MPH	DIFF	TIME OF DAY
1 -	***1:49.794***	***54.837***	***2:44.631 (1)***	***64.92***		***10:36:21.678***

P17 38 S Bob COUCHMAN Kawasaki - Pinky Janey

IDEAL LAP TIME : 2:45.160 BEST LAP TIME : 2:45.246 DIFFERENCE : 0.086

LAP	SECTOR 1	SECTOR 2	LAP TIME	MPH	DIFF	TIME OF DAY
1 -	2:00.931	59.783	3:00.714	59.14	15.468	10:36:43.934
2 -	***1:50.166***	55.080	***2:45.246 (1)***	***64.67***		***10:39:29.180***
3 -	1:51.216	55.335	2:46.551 (2)	64.17	1.305	10:42:15.731
4 -	2:02.478	***54.994***	2:57.472 (3)	60.22	12.226	10:45:13.203

P18 7 S Michael SHARMAN Kawasaki -

IDEAL LAP TIME : 2:44.453 BEST LAP TIME : 2:45.382 DIFFERENCE : 0.929

LAP	SECTOR 1	SECTOR 2	LAP TIME	MPH	DIFF	TIME OF DAY
1 -	2:02.393	59.435	3:01.828	58.78	16.446	10:37:11.141
2 -	1:55.455	55.293	2:50.748 (3)	62.59	5.366	10:40:01.889
3 -	***1:50.062***	55.320	***2:45.382 (1)***	***64.62***		***10:42:47.271***
4 -	1:52.044	***54.391***	2:46.435 (2)	64.21	1.053	10:45:33.706

P19 99 J Jamie LE MASURIER Kawasaki - Pipework Solutions Ltd

IDEAL LAP TIME : 2:46.920 BEST LAP TIME : 2:46.920 DIFFERENCE : 0.000

LAP	SECTOR 1	SECTOR 2	LAP TIME	MPH	DIFF	TIME OF DAY
1 -	2:15.370	59.533	3:14.903	54.83	27.983	10:37:16.951
2 -	1:52.438	58.979	2:51.417 (3)	62.35	4.497	10:40:08.368
3 -	1:52.310	56.470	2:48.780 (2)	63.32	1.860	10:42:57.148
4 -	***1:51.338***	***55.582***	***2:46.920 (1)***	***64.03***		***10:45:44.068***

P20 30 S Malcolm HOWELL Kawasaki -

IDEAL LAP TIME : 2:49.363 BEST LAP TIME : 2:49.468 DIFFERENCE : 0.105

LAP	SECTOR 1	SECTOR 2	LAP TIME	MPH	DIFF	TIME OF DAY
1 -	2:01.191	1:00.823	3:02.014	58.72	12.546	10:36:44.410
2 -	1:53.577	57.601	2:51.178 (2)	62.43	1.710	10:39:35.588
3 -	***1:52.590***	56.878	***2:49.468 (1)***	***63.06***		***10:42:25.056***
4 -	1:54.604	***56.773***	2:51.377 (3)	62.36	1.909	10:45:16.433

P21 18 J Indy OFFER Kawasaki -

IDEAL LAP TIME : 2:51.614 BEST LAP TIME : 2:51.614 DIFFERENCE : 0.000

LAP	SECTOR 1	SECTOR 2	LAP TIME	MPH	DIFF	TIME OF DAY
1 -	2:05.585	59.442	3:05.027 (3)	57.76	13.413	10:36:53.491
2 -	1:54.261	59.601	2:53.862 (2)	61.47	2.248	10:39:47.353
3 -	***1:54.242***	***57.372***	***2:51.614 (1)***	***62.27***		***10:42:38.967***

Weather / Track : Bright / Drying

Snetterton 300
Circuit Length = 2.9689 miles
Start: 10:33 Flag 10:44 End: 10:48

BMCRC - MRO Championships 2017 - Rnd 10 @ Snetterton 300

ACU Team Green Junior Cup & Senior 300 Series

QUALIFYING - SECTOR ANALYSIS

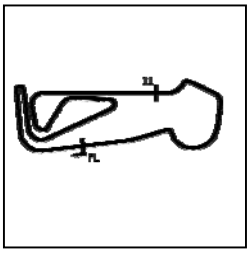

SECTOR 1 = FL to I1, SECTOR 2 = I1 to FL, DIFF = Difference To Personal Best Lap, P = Crossed Finish Line in Pit Lane, D = Time Disallowed

P22 23 J Joe ELLIS Kawasaki -

IDEAL LAP TIME : 2:51.649 BEST LAP TIME : 2:52.880 DIFFERENCE : 1.231

LAP	SECTOR 1	SECTOR 2	LAP TIME		MPH	DIFF	TIME OF DAY
1 -	2:04.182	1:04.007	3:08.189		56.79	15.309	10:36:46.412
2 -	2:00.290	59.248	2:59.538	(3)	59.53	6.658	10:39:45.950
3 -	***1:55.586***	57.294	***2:52.880***	**(1)**	***61.82***		***10:42:38.830***
4 -	1:57.375	***56.063***	2:53.438	**(2)**	61.62	0.558	10:45:32.268

P23 66 S Paul LE MASURIER Kawasaki - Pipework Solutions Ltd

IDEAL LAP TIME : 2:55.212 BEST LAP TIME : 2:55.335 DIFFERENCE : 0.123

LAP	SECTOR 1	SECTOR 2	LAP TIME		MPH	DIFF	TIME OF DAY
1 -	2:03.773	1:01.496	3:05.269		57.68	9.934	10:36:48.208
2 -	1:58.683	1:00.581	2:59.264	(3)	59.62	3.929	10:39:47.472
3 -	1:57.263	***58.592***	2:55.855	**(2)**	60.77	0.520	10:42:43.327
4 -	***1:56.620***	58.715	***2:55.335***	**(1)**	***60.95***		***10:45:38.662***

P24 67 S Tony MORRIS Kawasaki - Chippy racing team

IDEAL LAP TIME : 2:57.712 BEST LAP TIME : 2:57.712 DIFFERENCE : 0.000

LAP	SECTOR 1	SECTOR 2	LAP TIME		MPH	DIFF	TIME OF DAY
1 -	2:14.026	1:04.680	3:18.706		53.78	20.994	10:37:05.128
2 -	2:01.731	1:01.201	3:02.932	(3)	58.42	5.220	10:40:08.060
3 -	1:59.397	59.614	2:59.011	**(2)**	59.70	1.299	10:43:07.071
4 -	***1:58.450***	***59.262***	***2:57.712***	**(1)**	***60.14***		***10:46:04.783***

P25 32 S John MACKNESS Kawasaki - ME

IDEAL LAP TIME : 2:59.675 BEST LAP TIME : 2:59.675 DIFFERENCE : 0.000

LAP	SECTOR 1	SECTOR 2	LAP TIME		MPH	DIFF	TIME OF DAY
1 -	2:11.715	1:05.229	3:16.944		54.26	17.269	10:37:08.155
2 -	2:01.739	1:02.290	3:04.029	(3)	58.07	4.354	10:40:12.184
3 -	2:00.178	1:02.326	3:02.504	**(2)**	58.56	2.829	10:43:14.688
4 -	***1:59.400***	***1:00.275***	***2:59.675***	**(1)**	***59.48***		***10:46:14.363***

P26 48 S Kevin SABBARTON Kawasaki -

IDEAL LAP TIME : 2:59.689 BEST LAP TIME : 3:00.205 DIFFERENCE : 0.516

LAP	SECTOR 1	SECTOR 2	LAP TIME		MPH	DIFF	TIME OF DAY
1 -	2:09.872	1:03.800	3:13.672		55.18	13.467	10:37:09.346
2 -	***1:59.977***	1:01.255	3:01.232	**(2)**	58.97	1.027	10:40:10.578
3 -	2:01.122	1:00.138	3:01.260	(3)	58.96	1.055	10:43:11.838
4 -	2:00.493	***59.712***	***3:00.205***	**(1)**	***59.31***		***10:46:12.043***

P27 5 S Tom STEVENS Kawasaki -

IDEAL LAP TIME : 3:00.995 BEST LAP TIME : 3:01.140 DIFFERENCE : 0.145

LAP	SECTOR 1	SECTOR 2	LAP TIME		MPH	DIFF	TIME OF DAY
1 -	2:12.260	1:04.238	3:16.498		54.39	15.358	10:37:02.226
2 -	2:04.854	1:02.088	3:06.942	(3)	57.17	5.802	10:40:09.168
3 -	***2:01.190***	1:00.409	3:01.599	**(2)**	58.85	0.459	10:43:10.767
4 -	2:01.335	***59.805***	***3:01.140***	**(1)**	***59.00***		***10:46:11.907***

P28 133 S Peter WOOLFALL Kawasaki - Salisbury Cleaning Services

IDEAL LAP TIME : 3:01.403 BEST LAP TIME : 3:01.403 DIFFERENCE : 0.000

LAP	SECTOR 1	SECTOR 2	LAP TIME		MPH	DIFF	TIME OF DAY
1 -	2:14.860	1:04.084	3:18.944		53.72	17.541	10:37:06.506
2 -	2:02.493	1:01.016	3:03.509	(3)	58.24	2.106	10:40:10.015
3 -	2:01.503	1:00.239	3:01.742	**(2)**	58.80	0.339	10:43:11.757
4 -	***2:01.473***	***59.930***	***3:01.403***	**(1)**	***58.91***		***10:46:13.160***

Weather / Track : Bright / Drying

Snetterton 300
Circuit Length = 2.9689 miles
Start: 10:33 Flag 10:44 End: 10:48

BMCRC - MRO Championships 2017 - Rnd 10 @ Snetterton 300

ACU Team Green Junior Cup & Senior 300 Series

QUALIFYING - SECTOR ANALYSIS

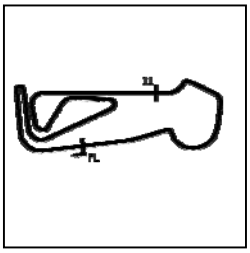

SECTOR 1 = FL to I1, SECTOR 2 = I1 to FL, DIFF = Difference To Personal Best Lap, P = Crossed Finish Line in Pit Lane, D = Time Disallowed

P29 111 S Trevor REEVE Kawasaki -

IDEAL LAP TIME : 3:07.206 BEST LAP TIME : 3:07.206 DIFFERENCE : 0.000

LAP	SECTOR 1	SECTOR 2	LAP TIME	MPH	DIFF	TIME OF DAY
1 -	2:16.659	1:03.849	3:20.508	53.30	13.302	10:37:13.599
2 -	2:05.354	1:04.729	3:10.083 **(2)**	56.22	2.877	10:40:23.682
3 -	2:09.324	1:04.110	3:13.434 **(3)**	55.25	6.228	10:43:37.116
4 -	***2:04.233***	***1:02.973***	***3:07.206*** **(1)**	***57.09***		***10:46:44.322***

P30 88 S David COURT Kawasaki -

IDEAL LAP TIME : 3:08.901 BEST LAP TIME : 3:25.240 DIFFERENCE : 16.339

LAP	SECTOR 1	SECTOR 2	LAP TIME	MPH	DIFF	TIME OF DAY
1 -	2:18.031	1:07.209	***3:25.240*** **(1)**	***52.07***		***10:37:37.781***
2 -	***2:08.679***	IN PIT	4:05.869 **P**	43.47	40.629	10:41:43.650
3 -	OUTLAP	***1:00.222***	3:19.626	53.54		10:45:03.276

P31 126 J Ruben HOPKINS Kawasaki - The Best Mum and Dad Ever :)

IDEAL LAP TIME : 3:36.172 BEST LAP TIME : 3:36.172 DIFFERENCE : 0.000

LAP	SECTOR 1	SECTOR 2	LAP TIME	MPH	DIFF	TIME OF DAY
1 -	***2:26.933***	***1:09.239***	***3:36.172*** **(1)**	***49.44***		***10:37:21.554***

Weather / Track : Bright / Drying

Snetterton 300
Circuit Length = 2.9689 miles
Start: 10:33 Flag 10:44 End: 10:48

BMCRC - MRO Championships 2017 - Rnd 10 @ Snetterton 300

ACU Team Green Junior Cup & Senior 300 Series

QUALIFYING - BEST SECTORS

SECTOR 1				SECTOR 2			IDEAL / BEST COMPARISON					
POS	NO	NAME	TIME	NO	NAME	TIME	POS	NO	NAME	IDEAL	BEST	DIFF
									PERFECT LAP	2:31.839		
1	86	KELMAN	**1:40.907**	82	HOLDSWORTH	**50.932**	1	86		2:32.041	2:32.221	0.180
2	82	HOLDSWORTH	**1:41.532**	86	KELMAN	**51.134**	2	82		2:32.464	2:32.464	0.000
3	11	HARVEY	**1:43.535**	11	HARVEY	**52.092**	3	11		2:35.627	2:36.815	1.188
4	56	STONE	**1:45.566**	25	JONES	**52.121**	4	25		2:37.981	2:37.981	0.000
5	25	JONES	**1:45.860**	36	FOWLE	**52.125**	5	36		2:38.373	2:38.373	0.000
6	20	DICKINSON	**1:46.004**	29	STONE	**52.424**	6	56		2:38.534	2:38.534	0.000
7	36	FOWLE	**1:46.248**	56	STONE	**52.968**	7	29		2:39.191	2:39.191	0.000
8	22	SMYTH	**1:46.699**	3	LAMBDEN	**53.022**	8	20		2:39.450	2:39.450	0.000
9	29	STONE	**1:46.767**	20	DICKINSON	**53.446**	9	22		2:40.912	2:40.912	0.000
10	3	LAMBDEN	**1:48.005**	28	STEWART	**53.790**	10	3		2:41.027	2:41.498	0.471
11	65	BREESE	**1:48.224**	65	BREESE	**53.794**	11	65		2:42.018	2:42.267	0.249
12	888	MORRIS	**1:48.646**	37	CLEMONS	**53.872**	12	37		2:42.811	2:42.811	0.000
13	37	CLEMONS	**1:48.939**	22	SMYTH	**54.213**	13	28		2:43.325	2:43.325	0.000
14	44	SUTCH	**1:49.451**	7	SHARMAN	**54.391**	14	888		2:43.478	2:43.478	0.000
15	28	STEWART	**1:49.535**	888	MORRIS	**54.832**	15	44		2:44.293	2:44.293	0.000
16	4	DUTTON	**1:49.794**	4	DUTTON	**54.837**	16	7		2:44.453	2:45.382	0.929
17	7	SHARMAN	**1:50.062**	44	SUTCH	**54.842**	17	4		2:44.631	2:44.631	0.000
18	38	COUCHMAN	**1:50.166**	38	COUCHMAN	**54.994**	18	38		2:45.160	2:45.246	0.086
19	99	LE MASURIER	**1:51.338**	99	LE MASURIER	**55.582**	19	99		2:46.920	2:46.920	0.000
20	30	HOWELL	**1:52.590**	23	ELLIS	**56.063**	20	30		2:49.363	2:49.468	0.105
21	18	OFFER	**1:54.242**	30	HOWELL	**56.773**	21	18		2:51.614	2:51.614	0.000
22	23	ELLIS	**1:55.586**	18	OFFER	**57.372**	22	23		2:51.649	2:52.880	1.231
23	66	LE MASURIER	**1:56.620**	66	LE MASURIER	**58.592**	23	66		2:55.212	2:55.335	0.123
24	67	MORRIS	**1:58.450**	67	MORRIS	**59.262**	24	67		2:57.712	2:57.712	0.000
25	32	MACKNESS	**1:59.400**	48	SABBARTON	**59.712**	25	32		2:59.675	2:59.675	0.000
26	48	SABBARTON	**1:59.977**	5	STEVENS	**59.805**	26	48		2:59.689	3:00.205	0.516
27	5	STEVENS	**2:01.190**	133	WOOLFALL	**59.930**	27	5		3:00.995	3:01.140	0.145
28	133	WOOLFALL	**2:01.473**	88	COURT	**1:00.222**	28	133		3:01.403	3:01.403	0.000
29	111	REEVE	**2:04.233**	32	MACKNESS	**1:00.275**	29	111		3:07.206	3:07.206	0.000
30	88	COURT	**2:08.679**	111	REEVE	**1:02.973**	30	88		3:08.901	3:25.240	16.339
31	126	HOPKINS	**2:26.933**	126	HOPKINS	**1:09.239**	31	126		3:36.172	3:36.172	0.000

Weather / Track : Bright / Drying

Snetterton 300
Circuit Length = 2.9689 miles
Start: 10:33 Flag 10:44 End: 10:48

Results can be found at www.tsl-timing.com

Printed - 10:50 Saturday, 07 October 2017

BMCRC - MRO Championships 2017 - Rnd 10 @ Snetterton 300

ACU Team Green Junior Cup & Senior 300 Series

RACE 5 - GRID (5 Laps)

ROW 11	1	1	31 126 Ruben HOPKINS 3:36.172
ROW 10	30 88 David COURT 3:25.240	29 111 Trevor REEVE 3:07.206	28 133 Peter WOOLFALL 3:01.403
ROW 9	27 5 Tom STEVENS 3:01.140	26 48 Kevin SABBARTON 3:00.205	25 32 John MACKNESS 2:59.675
ROW 8	24 67 Tony MORRIS 2:57.712	23 66 Paul LE MASURIER 2:55.335	22 23 Joe ELLIS 2:52.880
ROW 7	21 18 Indy OFFER 2:51.614	20 30 Malcolm HOWELL 2:49.468	19 99 Jamie LE MASURIER 2:46.920
ROW 6	18 7 Michael SHARMAN 2:45.382	17 38 Bob COUCHMAN 2:45.246	16 4 James DUTTON 2:44.631
ROW 5	15 44 Duane SUTCH 2:44.293	14 888 Jeff MORRIS 2:43.478	13 28 Leon STEWART 2:43.325
ROW 4	12 37 Craig CLEMONS 2:42.811	11 65 Konrad BREESE 2:42.267	10 3 Joey LAMBDEN 2:41.498
ROW 3	9 22 Samuel SMYTH 2:40.912	8 20 Kai DICKINSON 2:39.450	7 29 Charlie STONE 2:39.191
ROW 2	6 56 Michael STONE 2:38.534	5 36 Harry FOWLE 2:38.373	4 25 Leon JONES 2:37.981
ROW 1	3 11 Josh HARVEY 2:36.815	2 82 Joe HOLDSWORTH 2:32.464	1 86 Jamie KELMAN 2:32.221

Pole

Snetterton 300
Circuit Length = 2.9689 miles

These results are provisional until the conclusion of any judicial and technical matters.

Clerk Of Course :		Timekeeper :

Results can be found at www.tsl-timing.com

Printed - 10:52 Saturday, 07 October 2017

BMCRC - MRO Championships 2017 - Rnd 10 @ Snetterton 300

ACU Team Green Junior Cup & Senior 300 Series

RACE 5 - CLASSIFICATION

POS	NO	CL	PIC	NAME	ENTRY	LAPS	TIME	GAP	DIFF	MPH	BEST	ON
1	**36**	J	1	Harry FOWLE	Kawasaki - A.Fowle Joinery	**5**	11:49.140			75.35	**2:19.214**	5
2	**3**	J	2	Joey LAMBDEN	Kawasaki -	**5**	11:49.190	**0.050**	0.050	75.35	**2:19.171**	3
3	**82**	J	3	Joe HOLDSWORTH	Kawasaki - tintwise.com	**5**	11:50.452	**1.312**	1.262	75.22	**2:20.068**	3
4	**86**	S	1	Jamie KELMAN	Kawasaki - Fastlane motorcycles	**5**	11:51.164	**2.024**	0.712	75.14	**2:19.933**	4
5	**11**	S	2	Josh HARVEY	Kawasaki - NR Racing	**5**	11:51.259	**2.119**	0.095	75.13	**2:19.679**	4
6	**56**	S	3	Michael STONE	Kawasaki -	**5**	11:59.166	**10.026**	7.907	74.30	**2:20.446**	3
7	**29**	S	4	Charlie STONE	Kawasaki -	**5**	12:07.066	**17.926**	7.900	73.50	**2:22.563**	4
8	**37**	S	5	Craig CLEMONS	Kawasaki - The wife naomi	**5**	12:07.186	**18.046**	0.120	73.48	**2:23.288**	5
9	**23**	J	4	Joe ELLIS	Kawasaki -	**5**	12:14.429	**25.289**	7.243	72.76	**2:23.369**	5
10	**65**	S	6	Konrad BREESE	Kawasaki -	**5**	12:14.447	**25.307**	0.018	72.76	**2:24.485**	4
11	**4**	J	5	James DUTTON	Kawasaki -	**5**	12:16.380	**27.240**	1.933	72.57	**2:24.550**	5
12	**25**	S	7	Leon JONES	Kawasaki - LCR Motorcycles	**5**	12:17.042	**27.902**	0.662	72.50	**2:25.115**	5
13	**888**	S	8	Jeff MORRIS	Kawasaki -	**5**	12:25.147	**36.007**	8.105	71.71	**2:25.978**	5
14	**7**	S	9	Michael SHARMAN	Kawasaki -	**5**	12:27.793	**38.653**	2.646	71.46	**2:25.642**	5
15	**38**	S	10	Bob COUCHMAN	Kawasaki - Pinky Janey	**5**	12:27.887	**38.747**	0.094	71.45	**2:25.623**	4
16	**22**	S	11	Samuel SMYTH	Kawasaki -	**5**	12:28.542	**39.402**	0.655	71.39	**2:25.888**	5
17	**28**	S	12	Leon STEWART	Kawasaki -	**5**	12:31.448	**42.308**	2.906	71.11	**2:26.690**	4
18	**67**	S	13	Tony MORRIS	Kawasaki - Chippy racing team	**5**	12:40.778	**51.638**	9.330	70.24	**2:29.172**	4
19	**88**	S	14	David COURT	Kawasaki -	**5**	12:44.817	**55.677**	4.039	69.87	**2:29.746**	2
20	**18**	J	6	Indy OFFER	Kawasaki -	**5**	12:52.462	**1:03.322**	7.645	69.18	**2:30.523**	5
21	**99**	J	7	Jamie LE MASURIER	Kawasaki - Pipework Solutions Ltd	**5**	12:53.437	**1:04.297**	0.975	69.09	**2:30.451**	4
22	**66**	S	15	Paul LE MASURIER	Kawasaki - Pipework Solutions Ltd	**5**	12:56.079	**1:06.939**	2.642	68.85	**2:31.527**	5
23	**44**	S	16	Duane SUTCH	Kawasaki - Shawell Tuning and Racing Serv	**5**	12:56.176	**1:07.036**	0.097	68.85	**2:31.711**	5
24	**5**	S	17	Tom STEVENS	Kawasaki -	**5**	12:59.466	**1:10.326**	3.290	68.56	**2:30.647**	5
25	**30**	S	18	Malcolm HOWELL	Kawasaki -	**5**	12:59.776	**1:10.636**	0.310	68.53	**2:32.231**	5
26	**48**	S	19	Kevin SABBARTON	Kawasaki -	**5**	13:20.889	**1:31.749**	21.113	66.72	**2:36.115**	2
27	**32**	S	20	John MACKNESS	Kawasaki - ME	**5**	13:49.312	**2:00.172**	28.423	64.43	**2:43.275**	4
28	**133**	S	21	Peter WOOLFALL	Kawasaki - Salisbury Cleaning Services	**5**	14:02.710	**2:13.570**	13.398	63.41	**2:45.789**	2
29	**126**	J	8	Ruben HOPKINS	Kawasaki - The Best Mum and Dad Ever :)	**4**	11:49.781	**1 Lap**	1 Lap	60.23	**2:53.906**	2
30	**111**	S	22	Trevor REEVE	Kawasaki -	**4**	11:59.353	**1 Lap**	9.572	59.43	**2:54.797**	2

FASTEST LAP

3	J	Joey LAMBDEN	Kawasaki -	**3**	2:19.171	76.79 mph	123.59 kph
11	S	Josh HARVEY	Kawasaki - NR Racing	**4**	2:19.679	76.51 mph	123.14 kph

Class J - 90% of Race Speed = 67.81 mph
Class S - 90% of Race Speed = 67.62 mph

Snetterton 300
Circuit Length = 2.9689 miles
Start: 14:15 Flag 14:27 End: 14:29

Weather / Track : Cloudy / Dry
These results are provisional until the conclusion of any judicial and technical matters.

Clerk Of Course :		Timekeeper :

Results can be found at www.tsl-timing.com

Printed - 14:29 Saturday, 07 October 2017

BMCRC - MRO Championships 2017 - Rnd 10 @ Snetterton 300

ACU Team Green Junior Cup & Senior 300 Series

RACE 5 - LAP CHART

LAP 1 @ 14:17:42.836

NO	BEHIND	LAP TIME
86		2:27.311
82	0.087	2:27.398
11	0.169	2:27.480
36	1.398	2:28.709
56	1.446	2:28.757
3	2.462	2:29.773
37	4.152	2:31.463
65	6.177	2:33.488
29	6.256	2:33.567
4	7.024	2:34.335
25	7.559	2:34.870
888	8.907	2:36.218
23	8.927	2:36.238
22	10.710	2:38.021
7	11.621	2:38.932
28	12.478	2:39.789
67	12.994	2:40.305
38	13.117	2:40.428
44	15.831	2:43.142
88	15.842	2:43.153
30	17.571	2:44.882
99	17.688	2:44.999
66	17.774	2:45.085
18	17.787	2:45.098
5	18.454	2:45.765
48	20.347	2:47.658
32	25.085	2:52.396
133	27.402	2:54.713
126	39.933	3:07.244
111	40.865	3:08.176

LAP 2 @ 14:20:04.448

NO	BEHIND	LAP TIME
86		2:21.612
82	0.466	2:21.991
36	1.360	2:21.574
3	1.444	2:20.594
11	1.518	2:22.961
56	2.303	2:22.469
37	7.630	2:25.090
29	9.444	2:24.800
65	10.873	2:26.308
4	11.207	2:25.795
25	12.086	2:26.139
23	12.638	2:25.323
888	16.850	2:29.555
7	18.882	2:28.873
22	19.844	2:30.746
28	20.455	2:29.589
38	20.605	2:29.100
67	23.053	2:31.671
88	23.976	2:29.746
44	28.462	2:34.243
18	28.549	2:32.374
99	29.856	2:33.780
30	29.897	2:33.938
66	30.580	2:34.418
5	32.559	2:35.717
48	34.850	2:36.115
32	48.993	2:45.520
133	51.579	2:45.789
126	1:12.227	2:53.906
111	1:14.050	2:54.797

LAP 3 @ 14:22:24.982

NO	BEHIND	LAP TIME
82		2:20.068
86	0.040	2:20.574
3	0.081	2:19.171
36	1.099	2:20.273
11	1.191	2:20.207
56	2.215	2:20.446
37	10.608	2:23.512
29	12.092	2:23.182
65	15.634	2:25.295
23	17.004	2:24.900
25	17.232	2:25.680
4	17.792	2:27.119
888	23.136	2:26.820
7	26.317	2:27.969
22	27.001	2:27.691
38	27.086	2:27.015
28	28.458	2:28.537
67	32.840	2:30.321
88	34.247	2:30.805
18	41.690	2:33.675
99	42.158	2:32.836
44	42.405	2:34.477
66	43.295	2:33.249
30	43.724	2:34.361
5	46.055	2:34.030
48	52.773	2:38.457
32	1:13.169	2:44.710
133	1:17.411	2:46.366
126	1:45.685	2:53.992
111	1:51.877	2:58.361

LAP 4 @ 14:24:44.955

NO	BEHIND	LAP TIME
86		2:19.933
36	0.496	2:19.370
3	0.582	2:20.474
82	0.670	2:20.643
11	0.897	2:19.679
56	4.377	2:22.135
37	14.468	2:23.833
29	14.682	2:22.563
65	20.146	2:24.485
23	21.630	2:24.599
4	22.400	2:24.581
25	22.497	2:25.238
888	29.739	2:26.576
7	32.721	2:26.377
38	32.736	2:25.623
22	33.224	2:26.196
28	35.175	2:26.690
67	42.039	2:29.172
88	45.276	2:31.002
18	52.509	2:30.792
99	52.636	2:30.451
44	55.035	2:32.603
66	55.122	2:31.800
30	58.115	2:34.364
5	59.389	2:33.307
48	1:10.652	2:37.852
32	1:36.471	2:43.275
133	1:44.621	2:47.183

LAP 5 @ 14:27:04.665

NO	BEHIND	LAP TIME
36		2:19.214
3	0.050	2:19.178
126	1 Lap	2:54.639
82	1.312	2:20.352
86	2.024	2:21.734
11	2.119	2:20.932
56	10.026	2:25.359
111	1 Lap	2:58.019
29	17.926	2:22.954
37	18.046	2:23.288
23	25.289	2:23.369
65	25.307	2:24.871
4	27.240	2:24.550
25	27.902	2:25.115
888	36.007	2:25.978
7	38.653	2:25.642
38	38.747	2:25.721
22	39.402	2:25.888
28	42.308	2:26.843
67	51.638	2:29.309
88	55.677	2:30.111
18	1:03.322	2:30.523
99	1:04.297	2:31.371
66	1:06.939	2:31.527
44	1:07.036	2:31.711
5	1:10.326	2:30.647
30	1:10.636	2:32.231
48	1:31.749	2:40.807
32	2:00.172	2:43.411
133	2:13.570	2:48.659

Weather / Track : Cloudy / Dry

Snetterton 300
Circuit Length = 2.9689 miles
Start: 14:15 Flag 14:27 End: 14:29

Results can be found at www.tsl-timing.com

Printed - 14:30 Saturday, 07 October 2017

BMCRC - MRO Championships 2017 - Rnd 10 @ Snetterton 300

ACU Team Green Junior Cup & Senior 300 Series

RACE 5 - SECTOR ANALYSIS

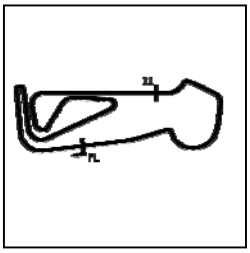

SECTOR 1 = FL to I1, SECTOR 2 = I1 to FL, DIFF = Difference To Personal Best Lap, P = Crossed Finish Line in Pit Lane, D = Time Disallowed

P1 36 J Harry FOWLE Kawasaki - A.Fowle Joinery

IDEAL LAP TIME : 2:19.214 BEST LAP TIME : 2:19.214 DIFFERENCE : 0.000

LAP	SECTOR 1	SECTOR 2	LAP TIME	MPH	DIFF	TIME OF DAY
1 -		46.487	2:28.709	71.87	9.495	14:17:44.234
2 -	1:34.537	47.037	2:21.574	75.49	2.360	14:20:05.808
3 -	1:34.167	46.106	2:20.273 **(3)**	76.19	1.059	14:22:26.081
4 -	1:33.572	45.798	2:19.370 **(2)**	76.68	0.156	14:24:45.451
5 -	***1:33.447***	***45.767***	***2:19.214*** **(1)**	***76.77***		***14:27:04.665***

P2 3 J Joey LAMBDEN Kawasaki -

IDEAL LAP TIME : 2:18.937 BEST LAP TIME : 2:19.171 DIFFERENCE : 0.234

LAP	SECTOR 1	SECTOR 2	LAP TIME	MPH	DIFF	TIME OF DAY
1 -		***46.057***	2:29.773	71.36	10.602	14:17:45.298
2 -	1:33.587	47.007	2:20.594	76.02	1.423	14:20:05.892
3 -	***1:32.880***	46.291	***2:19.171*** **(1)**	***76.79***		***14:22:25.063***
4 -	1:33.334	47.140	2:20.474 **(3)**	76.08	1.303	14:24:45.537
5 -	1:33.101	46.077	2:19.178 **(2)**	76.79	0.007	14:27:04.715

P3 82 J Joe HOLDSWORTH Kawasaki - tintwise.com

IDEAL LAP TIME : 2:19.977 BEST LAP TIME : 2:20.068 DIFFERENCE : 0.091

LAP	SECTOR 1	SECTOR 2	LAP TIME	MPH	DIFF	TIME OF DAY
1 -		47.204	2:27.398	72.51	7.330	14:17:42.923
2 -	1:35.314	46.677	2:21.991	75.27	1.923	14:20:04.914
3 -	1:33.425	46.643	***2:20.068*** **(1)**	***76.30***		***14:22:24.982***
4 -	***1:33.352***	47.291	2:20.643 **(3)**	75.99	0.575	14:24:45.625
5 -	1:33.727	***46.625***	2:20.352 **(2)**	76.15	0.284	14:27:05.977

P4 86 S Jamie KELMAN Kawasaki - Fastlane motorcycles

IDEAL LAP TIME : 2:19.841 BEST LAP TIME : 2:19.933 DIFFERENCE : 0.092

LAP	SECTOR 1	SECTOR 2	LAP TIME	MPH	DIFF	TIME OF DAY
1 -		47.257	2:27.311	72.55	7.378	14:17:42.836
2 -	1:34.571	47.041	2:21.612 **(3)**	75.47	1.679	14:20:04.448
3 -	1:33.907	***46.667***	2:20.574 **(2)**	76.03	0.641	14:22:25.022
4 -	***1:33.174***	46.759	***2:19.933*** **(1)**	***76.37***		***14:24:44.955***
5 -	1:34.391	47.343	2:21.734	75.40	1.801	14:27:06.689

P5 11 S Josh HARVEY Kawasaki - NR Racing

IDEAL LAP TIME : 2:19.578 BEST LAP TIME : 2:19.679 DIFFERENCE : 0.101

LAP	SECTOR 1	SECTOR 2	LAP TIME	MPH	DIFF	TIME OF DAY
1 -		46.807	2:27.480	72.47	7.801	14:17:43.005
2 -	1:35.250	47.711	2:22.961	74.76	3.282	14:20:05.966
3 -	1:34.098	***46.109***	2:20.207 **(2)**	76.23	0.528	14:22:26.173
4 -	1:33.542	46.137	***2:19.679*** **(1)**	***76.51***		***14:24:45.852***
5 -	***1:33.469***	47.463	2:20.932 **(3)**	75.83	1.253	14:27:06.784

P6 56 S Michael STONE Kawasaki -

IDEAL LAP TIME : 2:20.446 BEST LAP TIME : 2:20.446 DIFFERENCE : 0.000

LAP	SECTOR 1	SECTOR 2	LAP TIME	MPH	DIFF	TIME OF DAY
1 -		46.570	2:28.757	71.84	8.311	14:17:44.282
2 -	1:35.556	46.913	2:22.469 **(3)**	75.02	2.023	14:20:06.751
3 -	***1:34.215***	***46.231***	***2:20.446*** **(1)**	***76.10***		***14:22:27.197***
4 -	1:34.910	47.225	2:22.135 **(2)**	75.19	1.689	14:24:49.332
5 -	1:36.812	48.547	2:25.359	73.52	4.913	14:27:14.691

P7 29 S Charlie STONE Kawasaki -

IDEAL LAP TIME : 2:22.563 BEST LAP TIME : 2:22.563 DIFFERENCE : 0.000

LAP	SECTOR 1	SECTOR 2	LAP TIME	MPH	DIFF	TIME OF DAY

Weather / Track : Cloudy / Dry

Snetterton 300
Circuit Length = 2.9689 miles
Start: 14:15 Flag 14:27 End: 14:29

BMCRC - MRO Championships 2017 - Rnd 10 @ Snetterton 300

ACU Team Green Junior Cup & Senior 300 Series

RACE 5 - BEST SECTORS

SECTOR 1				SECTOR 2			IDEAL / BEST COMPARISON					
POS	NO	NAME	TIME	NO	NAME	TIME	POS	NO	NAME	IDEAL	BEST	DIFF
									PERFECT LAP	2:18.647		
1	3	LAMBDEN	**1:32.880**	36	FOWLE	**45.767**	1	3	LAMBDEN	2:18.937	2:19.171	0.234
2	86	KELMAN	**1:33.174**	3	LAMBDEN	**46.057**	2	36	FOWLE	2:19.214	2:19.214	0.000
3	82	HOLDSWORTH	**1:33.352**	11	HARVEY	**46.109**	3	11	HARVEY	2:19.578	2:19.679	0.101
4	36	FOWLE	**1:33.447**	56	STONE	**46.231**	4	86	KELMAN	2:19.841	2:19.933	0.092
5	11	HARVEY	**1:33.469**	82	HOLDSWORTH	**46.625**	5	82	HOLDSWORTH	2:19.977	2:20.068	0.091
6	56	STONE	**1:34.215**	86	KELMAN	**46.667**	6	56	STONE	2:20.446	2:20.446	0.000
7	23	ELLIS	**1:35.696**	29	STONE	**46.789**	7	29	STONE	2:22.563	2:22.563	0.000
8	29	STONE	**1:35.774**	37	CLEMONS	**47.004**	8	37	CLEMONS	2:22.997	2:23.288	0.291
9	37	CLEMONS	**1:35.993**	23	ELLIS	**47.670**	9	23	ELLIS	2:23.366	2:23.369	0.003
10	4	DUTTON	**1:36.409**	65	BREESE	**47.693**	10	4	DUTTON	2:24.190	2:24.550	0.360
11	65	BREESE	**1:36.701**	4	DUTTON	**47.781**	11	65	BREESE	2:24.394	2:24.485	0.091
12	38	COUCHMAN	**1:36.960**	25	JONES	**47.837**	12	25	JONES	2:24.883	2:25.115	0.232
13	7	SHARMAN	**1:37.002**	22	SMYTH	**48.085**	13	38	COUCHMAN	2:25.066	2:25.623	0.557
14	25	JONES	**1:37.046**	38	COUCHMAN	**48.106**	14	7	SHARMAN	2:25.642	2:25.642	0.000
15	888	MORRIS	**1:37.395**	888	MORRIS	**48.391**	15	888	MORRIS	2:25.786	2:25.978	0.192
16	28	STEWART	**1:37.723**	7	SHARMAN	**48.640**	16	22	SMYTH	2:25.888	2:25.888	0.000
17	22	SMYTH	**1:37.803**	28	STEWART	**48.967**	17	28	STEWART	2:26.690	2:26.690	0.000
18	67	MORRIS	**1:39.108**	18	OFFER	**49.672**	18	67	MORRIS	2:28.944	2:29.172	0.228
19	88	COURT	**1:39.217**	5	STEVENS	**49.785**	19	88	COURT	2:29.632	2:29.746	0.114
20	18	OFFER	**1:40.583**	99	LE MASURIER	**49.829**	20	18	OFFER	2:30.255	2:30.523	0.268
21	99	LE MASURIER	**1:40.622**	67	MORRIS	**49.836**	21	99	LE MASURIER	2:30.451	2:30.451	0.000
22	66	LE MASURIER	**1:40.744**	44	SUTCH	**50.201**	22	5	STEVENS	2:30.647	2:30.647	0.000
23	5	STEVENS	**1:40.862**	66	LE MASURIER	**50.254**	23	66	LE MASURIER	2:30.998	2:31.527	0.529
24	30	HOWELL	**1:41.387**	88	COURT	**50.415**	24	44	SUTCH	2:31.711	2:31.711	0.000
25	44	SUTCH	**1:41.510**	30	HOWELL	**50.844**	25	30	HOWELL	2:32.231	2:32.231	0.000
26	48	SABBARTON	**1:43.221**	48	SABBARTON	**52.844**	26	48	SABBARTON	2:36.065	2:36.115	0.050
27	32	MACKNESS	**1:48.580**	32	MACKNESS	**54.323**	27	32	MACKNESS	2:42.903	2:43.275	0.372
28	133	WOOLFALL	**1:50.599**	133	WOOLFALL	**55.096**	28	133	WOOLFALL	2:45.695	2:45.789	0.094
29	126	HOPKINS	**1:53.498**	111	REEVE	**58.537**	29	126	HOPKINS	2:52.862	2:53.906	1.044
30	111	REEVE	**1:56.260**	126	HOPKINS	**59.364**	30	111	REEVE	2:54.797	2:54.797	0.000

Weather / Track : Cloudy / Dry

Snetterton 300
Circuit Length = 2.9689 miles
Start: 14:15 Flag 14:27 End: 14:29

Results can be found at www.tsl-timing.com

Printed - 14:30 Saturday, 07 October 2017

BMCRC - MRO Championships 2017 - Rnd 10 @ Snetterton 300

ACU Team Green Junior Cup & Senior 300 Series

RACE 5 - SECTOR ANALYSIS

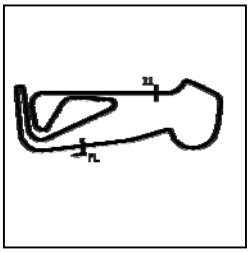

SECTOR 1 = FL to I1, SECTOR 2 = I1 to FL, DIFF = Difference To Personal Best Lap, P = Crossed Finish Line in Pit Lane, D = Time Disallowed

1 -		48.088	2:33.567	69.59	11.004	14:17:49.092
2 -	1:37.241	47.559	2:24.800	73.81	2.237	14:20:13.892
3 -	1:36.210	46.972	2:23.182 (3)	74.64	0.619	14:22:37.074
4 -	***1:35.774***	***46.789***	***2:22.563 (1)***	***74.97***		***14:24:59.637***
5 -	1:35.990	46.964	2:22.954 (2)	74.76	0.391	14:27:22.591

P8 37 S Craig CLEMONS Kawasaki - The wife naomi

IDEAL LAP TIME : 2:22.997 BEST LAP TIME : 2:23.288 DIFFERENCE : 0.291

LAP	SECTOR 1	SECTOR 2	LAP TIME	MPH	DIFF	TIME OF DAY
1 -		47.312	2:31.463	70.56	8.175	14:17:46.988
2 -	1:37.090	48.000	2:25.090	73.66	1.802	14:20:12.078
3 -	***1:35.993***	47.519	2:23.512 (2)	74.47	0.224	14:22:35.590
4 -	1:36.114	47.719	2:23.833 (3)	74.30	0.545	14:24:59.423
5 -	1:36.284	***47.004***	***2:23.288 (1)***	***74.59***		***14:27:22.711***

P9 23 J Joe ELLIS Kawasaki -

IDEAL LAP TIME : 2:23.366 BEST LAP TIME : 2:23.369 DIFFERENCE : 0.003

LAP	SECTOR 1	SECTOR 2	LAP TIME	MPH	DIFF	TIME OF DAY
1 -		49.437	2:36.238	68.40	12.869	14:17:51.763
2 -	1:37.059	48.264	2:25.323	73.54	1.954	14:20:17.086
3 -	1:36.839	48.061	2:24.900 (3)	73.76	1.531	14:22:41.986
4 -	1:36.929	***47.670***	2:24.599 (2)	73.91	1.230	14:25:06.585
5 -	***1:35.696***	47.673	***2:23.369 (1)***	***74.54***		***14:27:29.954***

P10 65 S Konrad BREESE Kawasaki -

IDEAL LAP TIME : 2:24.394 BEST LAP TIME : 2:24.485 DIFFERENCE : 0.091

LAP	SECTOR 1	SECTOR 2	LAP TIME	MPH	DIFF	TIME OF DAY
1 -		48.821	2:33.488	69.63	9.003	14:17:49.013
2 -	1:37.922	48.386	2:26.308	73.05	1.823	14:20:15.321
3 -	1:37.270	48.025	2:25.295 (3)	73.56	0.810	14:22:40.616
4 -	1:36.792	***47.693***	***2:24.485 (1)***	***73.97***		***14:25:05.101***
5 -	***1:36.701***	48.170	2:24.871 (2)	73.77	0.386	14:27:29.972

P11 4 J James DUTTON Kawasaki -

IDEAL LAP TIME : 2:24.190 BEST LAP TIME : 2:24.550 DIFFERENCE : 0.360

LAP	SECTOR 1	SECTOR 2	LAP TIME	MPH	DIFF	TIME OF DAY
1 -		48.771	2:34.335	69.25	9.785	14:17:49.860
2 -	1:37.263	48.532	2:25.795 (3)	73.30	1.245	14:20:15.655
3 -	1:38.138	48.981	2:27.119	72.64	2.569	14:22:42.774
4 -	1:36.800	***47.781***	2:24.581 (2)	73.92	0.031	14:25:07.355
5 -	***1:36.409***	48.141	***2:24.550 (1)***	***73.94***		***14:27:31.905***

P12 25 S Leon JONES Kawasaki - LCR Motorcycles

IDEAL LAP TIME : 2:24.883 BEST LAP TIME : 2:25.115 DIFFERENCE : 0.232

LAP	SECTOR 1	SECTOR 2	LAP TIME	MPH	DIFF	TIME OF DAY
1 -		49.815	2:34.870	69.01	9.755	14:17:50.395
2 -	1:37.729	48.410	2:26.139	73.13	1.024	14:20:16.534
3 -	1:37.218	48.462	2:25.680 (3)	73.36	0.565	14:22:42.214
4 -	1:37.401	***47.837***	2:25.238 (2)	73.59	0.123	14:25:07.452
5 -	***1:37.046***	48.069	***2:25.115 (1)***	***73.65***		***14:27:32.567***

P13 888 S Jeff MORRIS Kawasaki -

IDEAL LAP TIME : 2:25.786 BEST LAP TIME : 2:25.978 DIFFERENCE : 0.192

LAP	SECTOR 1	SECTOR 2	LAP TIME	MPH	DIFF	TIME OF DAY
1 -		49.321	2:36.218	68.41	10.240	14:17:51.743
2 -	1:40.265	49.290	2:29.555	71.46	3.577	14:20:21.298
3 -	1:38.429	***48.391***	2:26.820 (3)	72.79	0.842	14:22:48.118
4 -	1:38.034	48.542	2:26.576 (2)	72.91	0.598	14:25:14.694

Weather / Track : Cloudy / Dry

Snetterton 300
Circuit Length = 2.9689 miles
Start: 14:15 Flag 14:27 End: 14:29

BMCRC - MRO Championships 2017 - Rnd 10 @ Snetterton 300

ACU Team Green Junior Cup & Senior 300 Series

RACE 5 - SECTOR ANALYSIS

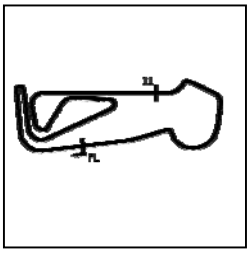

SECTOR 1 = FL to I1, SECTOR 2 = I1 to FL, DIFF = Difference To Personal Best Lap, P = Crossed Finish Line in Pit Lane, D = Time Disallowed

5 -	***1:37.395***	48.583	***2:25.978***	**(1)**	***73.21***	***14:27:40.672***

P14 7 S Michael SHARMAN Kawasaki -

IDEAL LAP TIME : 2:25.642 BEST LAP TIME : 2:25.642 DIFFERENCE : 0.000

LAP	SECTOR 1	SECTOR 2	LAP TIME		MPH	DIFF	TIME OF DAY
1 -		49.587	2:38.932		67.24	13.290	14:17:54.457
2 -	1:38.901	49.972	2:28.873		71.79	3.231	14:20:23.330
3 -	1:38.466	49.503	2:27.969	**(3)**	72.23	2.327	14:22:51.299
4 -	1:37.249	49.128	2:26.377	**(2)**	73.01	0.735	14:25:17.676
5 -	***1:37.002***	***48.640***	***2:25.642***	**(1)**	***73.38***		***14:27:43.318***

P15 38 S Bob COUCHMAN Kawasaki - Pinky Janey

IDEAL LAP TIME : 2:25.066 BEST LAP TIME : 2:25.623 DIFFERENCE : 0.557

LAP	SECTOR 1	SECTOR 2	LAP TIME		MPH	DIFF	TIME OF DAY
1 -		49.591	2:40.428		66.62	14.805	14:17:55.953
2 -	1:39.506	49.594	2:29.100		71.68	3.477	14:20:25.053
3 -	1:38.325	48.690	2:27.015	**(3)**	72.70	1.392	14:22:52.068
4 -	***1:36.960***	48.663	***2:25.623***	**(1)**	***73.39***		***14:25:17.691***
5 -	1:37.615	***48.106***	2:25.721	**(2)**	73.34	0.098	14:27:43.412

P16 22 S Samuel SMYTH Kawasaki -

IDEAL LAP TIME : 2:25.888 BEST LAP TIME : 2:25.888 DIFFERENCE : 0.000

LAP	SECTOR 1	SECTOR 2	LAP TIME		MPH	DIFF	TIME OF DAY
1 -		49.433	2:38.021		67.63	12.133	14:17:53.546
2 -	1:41.428	49.318	2:30.746		70.90	4.858	14:20:24.292
3 -	1:39.049	48.642	2:27.691	**(3)**	72.36	1.803	14:22:51.983
4 -	1:38.111	***48.085***	2:26.196	**(2)**	73.10	0.308	14:25:18.179
5 -	***1:37.803***	***48.085***	***2:25.888***	**(1)**	***73.26***		***14:27:44.067***

P17 28 S Leon STEWART Kawasaki -

IDEAL LAP TIME : 2:26.690 BEST LAP TIME : 2:26.690 DIFFERENCE : 0.000

LAP	SECTOR 1	SECTOR 2	LAP TIME		MPH	DIFF	TIME OF DAY
1 -		49.979	2:39.789		66.88	13.099	14:17:55.314
2 -	1:40.090	49.499	2:29.589		71.44	2.899	14:20:24.903
3 -	1:39.239	49.298	2:28.537	**(3)**	71.95	1.847	14:22:53.440
4 -	***1:37.723***	***48.967***	***2:26.690***	**(1)**	***72.86***		***14:25:20.130***
5 -	1:37.743	49.100	2:26.843	**(2)**	72.78	0.153	14:27:46.973

P18 67 S Tony MORRIS Kawasaki - Chippy racing team

IDEAL LAP TIME : 2:28.944 BEST LAP TIME : 2:29.172 DIFFERENCE : 0.228

LAP	SECTOR 1	SECTOR 2	LAP TIME		MPH	DIFF	TIME OF DAY
1 -		50.268	2:40.305		66.67	11.133	14:17:55.830
2 -	1:40.980	50.691	2:31.671		70.46	2.499	14:20:27.501
3 -	1:40.077	50.244	2:30.321	**(3)**	71.10	1.149	14:22:57.822
4 -	***1:39.108***	50.064	***2:29.172***	**(1)**	***71.64***		***14:25:26.994***
5 -	1:39.473	***49.836***	2:29.309	**(2)**	71.58	0.137	14:27:56.303

P19 88 S David COURT Kawasaki -

IDEAL LAP TIME : 2:29.632 BEST LAP TIME : 2:29.746 DIFFERENCE : 0.114

LAP	SECTOR 1	SECTOR 2	LAP TIME		MPH	DIFF	TIME OF DAY
1 -		50.887	2:43.153		65.50	13.407	14:17:58.678
2 -	***1:39.217***	50.529	***2:29.746***	**(1)**	***71.37***		***14:20:28.424***
3 -	1:39.949	50.856	2:30.805	**(3)**	70.87	1.059	14:22:59.229
4 -	1:40.390	50.612	2:31.002		70.78	1.256	14:25:30.231
5 -	1:39.696	***50.415***	2:30.111	**(2)**	71.20	0.365	14:28:00.342

Weather / Track : Cloudy / Dry

Snetterton 300
Circuit Length = 2.9689 miles
Start: 14:15 Flag 14:27 End: 14:29

BMCRC - MRO Championships 2017 - Rnd 10 @ Snetterton 300

ACU Team Green Junior Cup & Senior 300 Series

RACE 5 - SECTOR ANALYSIS

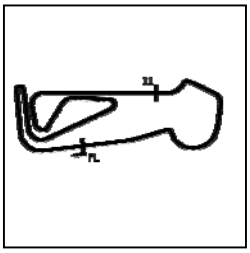

SECTOR 1 = FL to I1, SECTOR 2 = I1 to FL, DIFF = Difference To Personal Best Lap, P = Crossed Finish Line in Pit Lane, D = Time Disallowed

P20 18 J Indy OFFER Kawasaki -

IDEAL LAP TIME : 2:30.255 BEST LAP TIME : 2:30.523 DIFFERENCE : 0.268

LAP	SECTOR 1	SECTOR 2	LAP TIME	MPH	DIFF	TIME OF DAY
1 -		51.770	2:45.098	64.73	14.575	14:18:00.623
2 -	1:41.497	50.877	2:32.374 (3)	70.14	1.851	14:20:32.997
3 -	1:42.294	51.381	2:33.675	69.54	3.152	14:23:06.672
4 -	***1:40.583***	50.209	2:30.792 (2)	70.87	0.269	14:25:37.464
5 -	1:40.851	***49.672***	***2:30.523 (1)***	***71.00***		***14:28:07.987***

P21 99 J Jamie LE MASURIER Kawasaki - Pipework Solutions Ltd

IDEAL LAP TIME : 2:30.451 BEST LAP TIME : 2:30.451 DIFFERENCE : 0.000

LAP	SECTOR 1	SECTOR 2	LAP TIME	MPH	DIFF	TIME OF DAY
1 -		51.819	2:44.999	64.77	14.548	14:18:00.524
2 -	1:41.901	51.879	2:33.780	69.50	3.329	14:20:34.304
3 -	1:42.052	50.784	2:32.836 (3)	69.93	2.385	14:23:07.140
4 -	***1:40.622***	***49.829***	***2:30.451 (1)***	***71.04***		***14:25:37.591***
5 -	1:40.786	50.585	2:31.371 (2)	70.60	0.920	14:28:08.962

P22 66 S Paul LE MASURIER Kawasaki - Pipework Solutions Ltd

IDEAL LAP TIME : 2:30.998 BEST LAP TIME : 2:31.527 DIFFERENCE : 0.529

LAP	SECTOR 1	SECTOR 2	LAP TIME	MPH	DIFF	TIME OF DAY
1 -		53.218	2:45.085	64.74	13.558	14:18:00.610
2 -	1:43.342	51.076	2:34.418	69.21	2.891	14:20:35.028
3 -	1:42.023	51.226	2:33.249 (3)	69.74	1.722	14:23:08.277
4 -	1:41.546	***50.254***	2:31.800 (2)	70.40	0.273	14:25:40.077
5 -	***1:40.744***	50.783	***2:31.527 (1)***	***70.53***		***14:28:11.604***

P23 44 S Duane SUTCH Kawasaki - Shawell Tuning and Racing Serv

IDEAL LAP TIME : 2:31.711 BEST LAP TIME : 2:31.711 DIFFERENCE : 0.000

LAP	SECTOR 1	SECTOR 2	LAP TIME	MPH	DIFF	TIME OF DAY
1 -		51.617	2:43.142	65.51	11.431	14:17:58.667
2 -	1:42.909	51.334	2:34.243 (3)	69.29	2.532	14:20:32.910
3 -	1:43.604	50.873	2:34.477	69.18	2.766	14:23:07.387
4 -	1:41.791	50.812	2:32.603 (2)	70.03	0.892	14:25:39.990
5 -	***1:41.510***	***50.201***	***2:31.711 (1)***	***70.45***		***14:28:11.701***

P24 5 S Tom STEVENS Kawasaki -

IDEAL LAP TIME : 2:30.647 BEST LAP TIME : 2:30.647 DIFFERENCE : 0.000

LAP	SECTOR 1	SECTOR 2	LAP TIME	MPH	DIFF	TIME OF DAY
1 -		51.259	2:45.765	64.47	15.118	14:18:01.290
2 -	1:44.234	51.483	2:35.717	68.63	5.070	14:20:37.007
3 -	1:43.470	50.560	2:34.030 (3)	69.38	3.383	14:23:11.037
4 -	1:42.748	50.559	2:33.307 (2)	69.71	2.660	14:25:44.344
5 -	***1:40.862***	***49.785***	***2:30.647 (1)***	***70.94***		***14:28:14.991***

P25 30 S Malcolm HOWELL Kawasaki -

IDEAL LAP TIME : 2:32.231 BEST LAP TIME : 2:32.231 DIFFERENCE : 0.000

LAP	SECTOR 1	SECTOR 2	LAP TIME	MPH	DIFF	TIME OF DAY
1 -		52.352	2:44.882	64.82	12.651	14:18:00.407
2 -	1:42.585	51.353	2:33.938 (2)	69.43	1.707	14:20:34.345
3 -	1:43.274	51.087	2:34.361 (3)	69.24	2.130	14:23:08.706
4 -	1:42.049	52.315	2:34.364	69.23	2.133	14:25:43.070
5 -	***1:41.387***	***50.844***	***2:32.231 (1)***	***70.20***		***14:28:15.301***

P26 48 S Kevin SABBARTON Kawasaki -

IDEAL LAP TIME : 2:36.065 BEST LAP TIME : 2:36.115 DIFFERENCE : 0.050

LAP	SECTOR 1	SECTOR 2	LAP TIME	MPH	DIFF	TIME OF DAY

Weather / Track : Cloudy / Dry

Snetterton 300
Circuit Length = 2.9689 miles
Start: 14:15 Flag 14:27 End: 14:29

BMCRC - MRO Championships 2017 - Rnd 10 @ Snetterton 300

ACU Team Green Junior Cup & Senior 300 Series

RACE 5 - SECTOR ANALYSIS

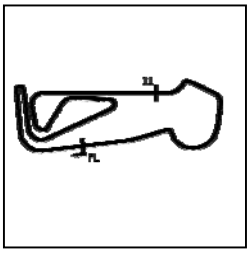

SECTOR 1 = FL to I1, SECTOR 2 = I1 to FL, DIFF = Difference To Personal Best Lap, P = Crossed Finish Line in Pit Lane, D = Time Disallowed

1 -		***52.844***	2:47.658		63.74	11.543	14:18:03.183
2 -	***1:43.221***	52.894	***2:36.115***	**(1)**	***68.46***		***14:20:39.298***
3 -	1:45.272	53.185	2:38.457	**(3)**	67.45	2.342	14:23:17.755
4 -	1:44.844	53.008	2:37.852	**(2)**	67.70	1.737	14:25:55.607
5 -	1:44.236	56.571	2:40.807		66.46	4.692	14:28:36.414

P27 32 S John MACKNESS Kawasaki - ME

IDEAL LAP TIME : 2:42.903 BEST LAP TIME : 2:43.275 DIFFERENCE : 0.372

LAP	SECTOR 1	SECTOR 2	LAP TIME		MPH	DIFF	TIME OF DAY
1 -		***54.323***	2:52.396		61.99	9.121	14:18:07.921
2 -	1:49.690	55.830	2:45.520		64.57	2.245	14:20:53.441
3 -	1:49.138	55.572	2:44.710	**(3)**	64.89	1.435	14:23:38.151
4 -	1:48.765	54.510	***2:43.275***	**(1)**	***65.46***		***14:26:21.426***
5 -	***1:48.580***	54.831	2:43.411	**(2)**	65.40	0.136	14:29:04.837

P28 133 S Peter WOOLFALL Kawasaki - Salisbury Cleaning Services

IDEAL LAP TIME : 2:45.695 BEST LAP TIME : 2:45.789 DIFFERENCE : 0.094

LAP	SECTOR 1	SECTOR 2	LAP TIME		MPH	DIFF	TIME OF DAY
1 -		55.270	2:54.713		61.17	8.924	14:18:10.238
2 -	1:50.693	***55.096***	***2:45.789***	**(1)**	***64.46***		***14:20:56.027***
3 -	***1:50.599***	55.767	2:46.366	**(2)**	64.24	0.577	14:23:42.393
4 -	1:51.327	55.856	2:47.183	**(3)**	63.93	1.394	14:26:29.576
5 -	1:52.583	56.076	2:48.659		63.37	2.870	14:29:18.235

P29 126 J Ruben HOPKINS Kawasaki - The Best Mum and Dad Ever :)

IDEAL LAP TIME : 2:52.862 BEST LAP TIME : 2:53.906 DIFFERENCE : 1.044

LAP	SECTOR 1	SECTOR 2	LAP TIME		MPH	DIFF	TIME OF DAY
1 -		1:00.348	3:07.244		57.08	13.338	14:18:22.769
2 -	1:54.542	***59.364***	***2:53.906***	**(1)**	***61.45***		***14:21:16.675***
3 -	1:54.466	59.526	2:53.992	**(2)**	61.42	0.086	14:24:10.667
4 -	***1:53.498***	1:01.141	2:54.639	**(3)**	61.20	0.733	14:27:05.306

P30 111 S Trevor REEVE Kawasaki -

IDEAL LAP TIME : 2:54.797 BEST LAP TIME : 2:54.797 DIFFERENCE : 0.000

LAP	SECTOR 1	SECTOR 2	LAP TIME		MPH	DIFF	TIME OF DAY
1 -		1:00.333	3:08.176		56.79	13.379	14:18:23.701
2 -	***1:56.260***	***58.537***	***2:54.797***	**(1)**	***61.14***		***14:21:18.498***
3 -	1:59.581	58.780	2:58.361	**(3)**	59.92	3.564	14:24:16.859
4 -	1:58.630	59.389	2:58.019	**(2)**	60.03	3.222	14:27:14.878

Weather / Track : Cloudy / Dry

Snetterton 300
Circuit Length = 2.9689 miles
Start: 14:15 Flag 14:27 End: 14:29

BMCRC - MRO Championships 2017 - Rnd 10 @ Snetterton 300

ACU Team Green Junior Cup & Senior 300 Series

RACE 13 - GRID (5 Laps)

ROW 11							31	20 Kai DICKINSON
ROW 10	30	111 Trevor REEVE 2:54.797	29	126 Ruben HOPKINS 2:53.906	28	133 Peter WOOLFALL 2:45.789		
ROW 9	27	32 John MACKNESS 2:43.275	26	48 Kevin SABBARTON 2:36.115	25	30 Malcolm HOWELL 2:32.231		
ROW 8	24	44 Duane SUTCH 2:31.711	23	66 Paul LE MASURIER 2:31.527	22	5 Tom STEVENS 2:30.647		
ROW 7	21	18 Indy OFFER 2:30.523	20	99 Jamie LE MASURIER 2:30.451	19	88 David COURT 2:29.746		
ROW 6	18	67 Tony MORRIS 2:29.172	17	28 Leon STEWART 2:26.690	16	888 Jeff MORRIS 2:25.978		
ROW 5	15	22 Samuel SMYTH 2:25.888	14	7 Michael SHARMAN 2:25.642	13	38 Bob COUCHMAN 2:25.623		
ROW 4	12	25 Leon JONES 2:25.115	11	4 James DUTTON 2:24.550	10	65 Konrad BREESE 2:24.485		
ROW 3	9	23 Joe ELLIS 2:23.369	8	37 Craig CLEMONS 2:23.288	7	29 Charlie STONE 2:22.563		
ROW 2	6	56 Michael STONE 2:20.446	5	82 Joe HOLDSWORTH 2:20.068	4	86 Jamie KELMAN 2:19.933		
ROW 1	3	11 Josh HARVEY 2:19.679	2	36 Harry FOWLE 2:19.214	1	3 Joey LAMBDEN 2:19.171		

Pole

Snetterton 300
Circuit Length = 2.9689 miles

These results are provisional until the conclusion of any judicial and technical matters.

Clerk Of Course :		Timekeeper :

Results can be found at www.tsl-timing.com

Printed - 14:32 Saturday, 07 October 2017

BMCRC - MRO Championships 2017 - Rnd 10 @ Snetterton 300

ACU Team Green Junior Cup & Senior 300 Series

RACE 13 - CLASSIFICATION

POS	NO	CL	PIC	NAME	ENTRY	LAPS	TIME	GAP	DIFF	MPH	BEST	ON
1	**86**	S	1	Jamie KELMAN	Kawasaki - Fastlane motorcycles	**4**	11:15.310			63.30	**2:46.596**	2
2	**3**	J	1	Joey LAMBDEN	Kawasaki -	**4**	11:20.407	**5.097**	5.097	62.83	**2:45.861**	4
3	**56**	S	2	Michael STONE	Kawasaki -	**4**	11:33.366	**18.056**	12.959	61.65	**2:50.768**	2
4	**82**	J	2	Joe HOLDSWORTH	Kawasaki - tintwise.com	**4**	11:33.754	**18.444**	0.388	61.62	**2:50.460**	4
5	**11**	S	3	Josh HARVEY	Kawasaki - NR Racing	**4**	11:35.159	**19.849**	1.405	61.50	**2:50.414**	4
6	**37**	S	4	Craig CLEMONS	Kawasaki - The wife naomi	**4**	11:36.599	**21.289**	1.440	61.37	**2:50.185**	4
7	**65**	S	5	Konrad BREESE	Kawasaki -	**4**	11:38.580	**23.270**	1.981	61.19	**2:50.283**	4
8	**25**	S	6	Leon JONES	Kawasaki - LCR Motorcycles	**4**	11:42.396	**27.086**	3.816	60.86	**2:52.206**	4
9	**23**	J	3	Joe ELLIS	Kawasaki -	**4**	11:46.950	**31.640**	4.554	60.47	**2:55.079**	2
10	**38**	S	7	Bob COUCHMAN	Kawasaki - Pinky Janey	**4**	11:57.490	**42.180**	10.540	59.58	**2:54.139**	3
11	**66**	S	8	Paul LE MASURIER	Kawasaki - Pipework Solutions Ltd	**4**	12:00.210	**44.900**	2.720	59.36	**2:55.436**	3
12	**22**	S	9	Samuel SMYTH	Kawasaki -	**4**	12:01.101	**45.791**	0.891	59.28	**2:56.363**	4
13	**7**	S	10	Michael SHARMAN	Kawasaki -	**4**	12:01.242	**45.932**	0.141	59.27	**2:57.079**	4
14	**888**	S	11	Jeff MORRIS	Kawasaki -	**4**	12:06.355	**51.045**	5.113	58.85	**2:57.915**	3
15	**99**	J	4	Jamie LE MASURIER	Kawasaki - Pipework Solutions Ltd	**4**	12:20.888	**1:05.578**	14.533	57.70	**3:01.382**	2
16	**30**	S	12	Malcolm HOWELL	Kawasaki -	**4**	12:21.404	**1:06.094**	0.516	57.66	**2:59.400**	2
17	**48**	S	13	Kevin SABBARTON	Kawasaki -	**4**	12:31.502	**1:16.192**	10.098	56.88	**3:01.871**	4
18	**67**	S	14	Tony MORRIS	Kawasaki - Chippy racing team	**4**	12:50.056	**1:34.746**	18.554	55.51	**3:09.076**	3
19	**5**	S	15	Tom STEVENS	Kawasaki -	**4**	12:57.735	**1:42.425**	7.679	54.97	**3:08.428**	4
20	**133**	S	16	Peter WOOLFALL	Kawasaki - Salisbury Cleaning Services	**4**	13:11.590	**1:56.280**	13.855	54.00	**3:13.641**	3
21	**32**	S	17	John MACKNESS	Kawasaki - ME	**4**	13:11.753	**1:56.443**	0.163	53.99	**3:11.314**	4
					NOT CLASSIFIED							
DNF	**44**	S		Duane SUTCH	Kawasaki - Shawell Tuning and Racing Serv	**3**	8:51.853	**1 Lap**	1 Lap	60.28	**2:49.132**	3
DNF	**28**	S		Leon STEWART	Kawasaki -	**3**	8:59.886	**1 Lap**	8.033	59.39	**2:53.354**	3
DNF	**29**	S		Charlie STONE	Kawasaki -	**2**	5:53.150	**2 Laps**	1 Lap	60.52	**2:50.959**	2
DNF	**4**	J		James DUTTON	Kawasaki -	**1**	3:02.765	**3 Laps**	1 Lap	58.47		
DNF	**36**	J		Harry FOWLE	Kawasaki - A.Fowle Joinery	**0**						
					FASTEST LAP							
	3	J		Joey LAMBDEN	Kawasaki -	**4**	2:45.861	64.43 mph		103.70 kph		
	86	S		Jamie KELMAN	Kawasaki - Fastlane motorcycles	**2**	2:46.596	64.15 mph		103.24 kph		

Class S - 90% of Race Speed = 56.97 mph
Class J - 90% of Race Speed = 56.54 mph

Snetterton 300
Circuit Length = 2.9689 miles
Start: 17:56 Flag 18:07 End: 18:09

Weather / Track : Rain / Wet
These results are provisional until the conclusion of any judicial and technical matters.

Clerk Of Course :		Timekeeper :

Results can be found at www.tsl-timing.com

Printed - 18:10 Saturday, 07 October 2017

BMCRC - MRO Championships 2017 - Rnd 10 @ Snetterton 300

ACU Team Green Junior Cup & Senior 300 Series

RACE 13 - LAP CHART

LAP 1 @ 17:59:30.741

NO	BEHIND	LAP TIME
86		2:53.263
3	5.438	2:58.701
82	5.557	2:58.820
11	6.105	2:59.368
56	6.583	2:59.846
23	7.493	3:00.756
37	8.476	3:01.739
29	8.928	3:02.191
25	9.484	3:02.747
4	9.502	3:02.765
65	10.768	3:04.031
7	14.635	3:07.898
22	14.735	3:07.998
888	15.395	3:08.658
28	16.318	3:09.581
44	17.074	3:10.337
38	17.171	3:10.434
66	17.564	3:10.827
99	21.111	3:14.374
30	24.330	3:17.593
67	25.491	3:18.754
48	26.368	3:19.631
5	32.777	3:26.040
133	35.548	3:28.811
32	37.392	3:30.655

LAP 2 @ 18:02:17.337

NO	BEHIND	LAP TIME
86		2:46.596
3	7.384	2:48.542
82	9.493	2:50.532
56	10.755	2:50.768
11	12.638	2:53.129
29	13.291	2:50.959
37	13.411	2:51.531
23	15.976	2:55.079
25	16.445	2:53.557
65	17.341	2:53.169
44	22.862	2:52.384
7	26.563	2:58.524
28	26.673	2:56.951
38	26.841	2:56.266
22	27.790	2:59.651
888	28.986	3:00.187
66	29.275	2:58.307
99	35.897	3:01.382
30	37.134	2:59.400
48	47.578	3:07.806
67	50.044	3:11.149
5	59.599	3:13.418
133	1:03.086	3:14.134
32	1:06.952	3:16.156

LAP 3 @ 18:05:05.984

NO	BEHIND	LAP TIME
86		2:48.647
3	6.040	2:47.303
56	13.026	2:50.918
82	14.788	2:53.942
11	16.239	2:52.248
37	17.908	2:53.144
65	19.791	2:51.097
25	21.684	2:53.886
23	23.021	2:55.692
44	23.347	2:49.132
28	31.380	2:53.354
38	32.333	2:54.139
7	35.657	2:57.741
66	36.064	2:55.436
22	36.232	2:57.089
888	38.254	2:57.915
99	49.506	3:02.256
30	50.403	3:01.916
48	1:01.125	3:02.194
67	1:10.473	3:09.076
5	1:20.801	3:09.849
133	1:28.080	3:13.641
32	1:31.933	3:13.628

LAP 4 @ 18:07:52.788

NO	BEHIND	LAP TIME
86		2:46.804
3	5.097	2:45.861
56	18.056	2:51.834
82	18.444	2:50.460
11	19.849	2:50.414
37	21.289	2:50.185
65	23.270	2:50.283
25	27.086	2:52.206
23	31.640	2:55.423
38	42.180	2:56.651
66	44.900	2:55.640
22	45.791	2:56.363
7	45.932	2:57.079
888	51.045	2:59.595
99	1:05.578	3:02.876
30	1:06.094	3:02.495
48	1:16.192	3:01.871
67	1:34.746	3:11.077
5	1:42.425	3:08.428
133	1:56.280	3:15.004
32	1:56.443	3:11.314

Weather / Track : Rain / Wet

Snetterton 300
Circuit Length = 2.9689 miles
Start: 17:56 Flag 18:07 End: 18:09

Results can be found at www.tsl-timing.com

Printed - 18:11 Saturday, 07 October 2017

BMCRC - MRO Championships 2017 - Rnd 10 @ Snetterton 300

ACU Team Green Junior Cup & Senior 300 Series

RACE 13 - SECTOR ANALYSIS

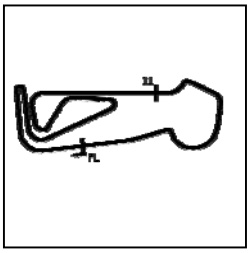

SECTOR 1 = FL to I1, SECTOR 2 = I1 to FL, DIFF = Difference To Personal Best Lap, P = Crossed Finish Line in Pit Lane, D = Time Disallowed

P1 86 S Jamie KELMAN Kawasaki - Fastlane motorcycles

IDEAL LAP TIME : 2:46.596 BEST LAP TIME : 2:46.596 DIFFERENCE : 0.000

LAP	SECTOR 1	SECTOR 2	LAP TIME	MPH	DIFF	TIME OF DAY
1 -		56.404	2:53.263	61.68	6.667	17:59:30.741
2 -	***1:50.794***	***55.802***	***2:46.596 (1)***	***64.15***		***18:02:17.337***
3 -	1:52.500	56.147	2:48.647 **(3)**	63.37	2.051	18:05:05.984
4 -	1:50.881	55.923	2:46.804 **(2)**	64.07	0.208	18:07:52.788

P2 3 J Joey LAMBDEN Kawasaki -

IDEAL LAP TIME : 2:45.861 BEST LAP TIME : 2:45.861 DIFFERENCE : 0.000

LAP	SECTOR 1	SECTOR 2	LAP TIME	MPH	DIFF	TIME OF DAY
1 -		58.345	2:58.701	59.80	12.840	17:59:36.179
2 -	1:52.425	56.117	2:48.542 **(3)**	63.41	2.681	18:02:24.721
3 -	1:51.564	55.739	2:47.303 **(2)**	63.88	1.442	18:05:12.024
4 -	***1:50.514***	***55.347***	***2:45.861 (1)***	***64.43***		***18:07:57.885***

P3 56 S Michael STONE Kawasaki -

IDEAL LAP TIME : 2:50.352 BEST LAP TIME : 2:50.768 DIFFERENCE : 0.416

LAP	SECTOR 1	SECTOR 2	LAP TIME	MPH	DIFF	TIME OF DAY
1 -		58.469	2:59.846	59.42	9.078	17:59:37.324
2 -	***1:53.923***	56.845	***2:50.768 (1)***	***62.58***		***18:02:28.092***
3 -	1:54.489	***56.429***	2:50.918 **(2)**	62.53	0.150	18:05:19.010
4 -	1:54.524	57.310	2:51.834 **(3)**	62.20	1.066	18:08:10.844

P4 82 J Joe HOLDSWORTH Kawasaki - tintwise.com

IDEAL LAP TIME : 2:49.921 BEST LAP TIME : 2:50.460 DIFFERENCE : 0.539

LAP	SECTOR 1	SECTOR 2	LAP TIME	MPH	DIFF	TIME OF DAY
1 -		58.737	2:58.820	59.77	8.360	17:59:36.298
2 -	1:53.674	***56.858***	2:50.532 **(2)**	62.67	0.072	18:02:26.830
3 -	1:55.776	58.166	2:53.942 **(3)**	61.44	3.482	18:05:20.772
4 -	***1:53.063***	57.397	***2:50.460 (1)***	***62.70***		***18:08:11.232***

P5 11 S Josh HARVEY Kawasaki - NR Racing

IDEAL LAP TIME : 2:50.414 BEST LAP TIME : 2:50.414 DIFFERENCE : 0.000

LAP	SECTOR 1	SECTOR 2	LAP TIME	MPH	DIFF	TIME OF DAY
1 -		58.178	2:59.368	59.58	8.954	17:59:36.846
2 -	1:55.787	57.342	2:53.129 **(3)**	61.73	2.715	18:02:29.975
3 -	1:54.802	57.446	2:52.248 **(2)**	62.05	1.834	18:05:22.223
4 -	***1:53.588***	***56.826***	***2:50.414 (1)***	***62.71***		***18:08:12.637***

P6 37 S Craig CLEMONS Kawasaki - The wife naomi

IDEAL LAP TIME : 2:48.953 BEST LAP TIME : 2:50.185 DIFFERENCE : 1.232

LAP	SECTOR 1	SECTOR 2	LAP TIME	MPH	DIFF	TIME OF DAY
1 -		58.987	3:01.739	58.81	11.554	17:59:39.217
2 -	1:54.904	***56.627***	2:51.531 **(2)**	62.30	1.346	18:02:30.748
3 -	1:54.199	58.945	2:53.144 **(3)**	61.72	2.959	18:05:23.892
4 -	***1:52.326***	57.859	***2:50.185 (1)***	***62.80***		***18:08:14.077***

P7 65 S Konrad BREESE Kawasaki -

IDEAL LAP TIME : 2:50.283 BEST LAP TIME : 2:50.283 DIFFERENCE : 0.000

LAP	SECTOR 1	SECTOR 2	LAP TIME	MPH	DIFF	TIME OF DAY
1 -		58.041	3:04.031	58.07	13.748	17:59:41.509
2 -	1:55.336	57.833	2:53.169 **(3)**	61.72	2.886	18:02:34.678
3 -	1:53.559	57.538	2:51.097 **(2)**	62.46	0.814	18:05:25.775
4 -	***1:52.950***	***57.333***	***2:50.283 (1)***	***62.76***		***18:08:16.058***

Weather / Track : Rain / Wet

Snetterton 300
Circuit Length = 2.9689 miles
Start: 17:56 Flag 18:07 End: 18:09

BMCRC - MRO Championships 2017 - Rnd 10 @ Snetterton 300

ACU Team Green Junior Cup & Senior 300 Series

RACE 13 - SECTOR ANALYSIS

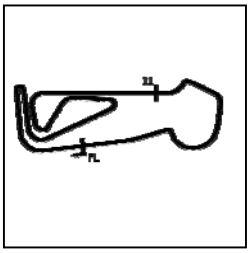

SECTOR 1 = FL to I1, SECTOR 2 = I1 to FL, DIFF = Difference To Personal Best Lap, P = Crossed Finish Line in Pit Lane, D = Time Disallowed

P8 25 S Leon JONES Kawasaki - LCR Motorcycles

IDEAL LAP TIME : 2:51.335 BEST LAP TIME : 2:52.206 DIFFERENCE : 0.871

LAP	SECTOR 1	SECTOR 2	LAP TIME	MPH	DIFF	TIME OF DAY
1 -		***57.408***	3:02.747	58.48	10.541	17:59:40.225
2 -	1:55.458	58.099	2:53.557 **(2)**	61.58	1.351	18:02:33.782
3 -	1:55.138	58.748	2:53.886 **(3)**	61.46	1.680	18:05:27.668
4 -	***1:53.927***	58.279	***2:52.206*** **(1)**	***62.06***		***18:08:19.874***

P9 23 J Joe ELLIS Kawasaki -

IDEAL LAP TIME : 2:53.650 BEST LAP TIME : 2:55.079 DIFFERENCE : 1.429

LAP	SECTOR 1	SECTOR 2	LAP TIME	MPH	DIFF	TIME OF DAY
1 -		58.428	3:00.756	59.12	5.677	17:59:38.234
2 -	1:57.058	***58.021***	***2:55.079*** **(1)**	***61.04***		***18:02:33.313***
3 -	1:56.081	59.611	2:55.692 **(3)**	60.83	0.613	18:05:29.005
4 -	***1:55.629***	59.794	2:55.423 **(2)**	60.92	0.344	18:08:24.428

P10 38 S Bob COUCHMAN Kawasaki - Pinky Janey

IDEAL LAP TIME : 2:53.649 BEST LAP TIME : 2:54.139 DIFFERENCE : 0.490

LAP	SECTOR 1	SECTOR 2	LAP TIME	MPH	DIFF	TIME OF DAY
1 -		1:00.211	3:10.434	56.12	16.295	17:59:47.912
2 -	1:56.972	***59.294***	2:56.266 **(2)**	60.63	2.127	18:02:44.178
3 -	***1:54.355***	59.784	***2:54.139*** **(1)**	***61.37***		***18:05:38.317***
4 -	1:57.249	59.402	2:56.651 **(3)**	60.50	2.512	18:08:34.968

P11 66 S Paul LE MASURIER Kawasaki - Pipework Solutions Ltd

IDEAL LAP TIME : 2:54.765 BEST LAP TIME : 2:55.436 DIFFERENCE : 0.671

LAP	SECTOR 1	SECTOR 2	LAP TIME	MPH	DIFF	TIME OF DAY
1 -		59.705	3:10.827	56.00	15.391	17:59:48.305
2 -	1:57.663	1:00.644	2:58.307 **(3)**	59.94	2.871	18:02:46.612
3 -	***1:55.706***	59.730	***2:55.436*** **(1)**	***60.92***		***18:05:42.048***
4 -	1:56.581	***59.059***	2:55.640 **(2)**	60.85	0.204	18:08:37.688

P12 22 S Samuel SMYTH Kawasaki -

IDEAL LAP TIME : 2:55.017 BEST LAP TIME : 2:56.363 DIFFERENCE : 1.346

LAP	SECTOR 1	SECTOR 2	LAP TIME	MPH	DIFF	TIME OF DAY
1 -		59.709	3:07.998	56.85	11.635	17:59:45.476
2 -	***1:55.472***	1:04.179	2:59.651 **(3)**	59.49	3.288	18:02:45.127
3 -	1:56.636	1:00.453	2:57.089 **(2)**	60.35	0.726	18:05:42.216
4 -	1:56.818	***59.545***	***2:56.363*** **(1)**	***60.60***		***18:08:38.579***

P13 7 S Michael SHARMAN Kawasaki -

IDEAL LAP TIME : 2:56.959 BEST LAP TIME : 2:57.079 DIFFERENCE : 0.120

LAP	SECTOR 1	SECTOR 2	LAP TIME	MPH	DIFF	TIME OF DAY
1 -		1:00.451	3:07.898	56.88	10.819	17:59:45.376
2 -	1:58.129	1:00.395	2:58.524 **(3)**	59.86	1.445	18:02:43.900
3 -	1:57.467	***1:00.274***	2:57.741 **(2)**	60.13	0.662	18:05:41.641
4 -	***1:56.685***	1:00.394	***2:57.079*** **(1)**	***60.35***		***18:08:38.720***

P14 888 S Jeff MORRIS Kawasaki -

IDEAL LAP TIME : 2:57.590 BEST LAP TIME : 2:57.915 DIFFERENCE : 0.325

LAP	SECTOR 1	SECTOR 2	LAP TIME	MPH	DIFF	TIME OF DAY
1 -		***59.511***	3:08.658	56.65	10.743	17:59:46.136
2 -	1:59.684	1:00.503	3:00.187 **(3)**	59.31	2.272	18:02:46.323
3 -	***1:58.079***	59.836	***2:57.915*** **(1)**	***60.07***		***18:05:44.238***
4 -	1:59.878	59.717	2:59.595 **(2)**	59.51	1.680	18:08:43.833

Weather / Track : Rain / Wet

Snetterton 300
Circuit Length = 2.9689 miles
Start: 17:56 Flag 18:07 End: 18:09

BMCRC - MRO Championships 2017 - Rnd 10 @ Snetterton 300

ACU Team Green Junior Cup & Senior 300 Series

RACE 13 - SECTOR ANALYSIS

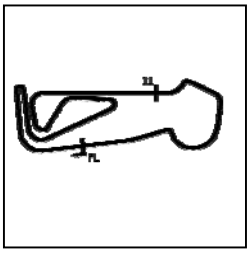

SECTOR 1 = FL to I1, SECTOR 2 = I1 to FL, DIFF = Difference To Personal Best Lap, P = Crossed Finish Line in Pit Lane, D = Time Disallowed

P15 99 J Jamie LE MASURIER Kawasaki - Pipework Solutions Ltd

IDEAL LAP TIME : 3:01.065 BEST LAP TIME : 3:01.382 DIFFERENCE : 0.317

LAP	SECTOR 1	SECTOR 2	LAP TIME	MPH	DIFF	TIME OF DAY
1 -		1:00.948	3:14.374	54.98	12.992	17:59:51.852
2 -	***2:00.259***	1:01.123	***3:01.382*** **(1)**	***58.92***		***18:02:53.234***
3 -	2:01.269	1:00.987	3:02.256 **(2)**	58.64	0.874	18:05:55.490
4 -	2:02.070	***1:00.806***	3:02.876 **(3)**	58.44	1.494	18:08:58.366

P16 30 S Malcolm HOWELL Kawasaki -

IDEAL LAP TIME : 2:58.587 BEST LAP TIME : 2:59.400 DIFFERENCE : 0.813

LAP	SECTOR 1	SECTOR 2	LAP TIME	MPH	DIFF	TIME OF DAY
1 -		1:01.399	3:17.593	54.09	18.193	17:59:55.071
2 -	***1:57.863***	1:01.537	***2:59.400*** **(1)**	***59.57***		***18:02:54.471***
3 -	2:00.423	1:01.493	3:01.916 **(2)**	58.75	2.516	18:05:56.387
4 -	2:01.771	***1:00.724***	3:02.495 **(3)**	58.56	3.095	18:08:58.882

P17 48 S Kevin SABBARTON Kawasaki -

IDEAL LAP TIME : 3:00.923 BEST LAP TIME : 3:01.871 DIFFERENCE : 0.948

LAP	SECTOR 1	SECTOR 2	LAP TIME	MPH	DIFF	TIME OF DAY
1 -		1:03.278	3:19.631	53.53	17.760	17:59:57.109
2 -	2:05.171	1:02.635	3:07.806 **(3)**	56.91	5.935	18:03:04.915
3 -	***1:59.391***	1:02.803	3:02.194 **(2)**	58.66	0.323	18:06:07.109
4 -	2:00.339	***1:01.532***	***3:01.871*** **(1)**	***58.76***		***18:09:08.980***

P18 67 S Tony MORRIS Kawasaki - Chippy racing team

IDEAL LAP TIME : 3:08.094 BEST LAP TIME : 3:09.076 DIFFERENCE : 0.982

LAP	SECTOR 1	SECTOR 2	LAP TIME	MPH	DIFF	TIME OF DAY
1 -		***1:03.175***	3:18.754	53.77	9.678	17:59:56.232
2 -	2:06.492	1:04.657	3:11.149 **(3)**	55.91	2.073	18:03:07.381
3 -	***2:04.919***	1:04.157	***3:09.076*** **(1)**	***56.52***		***18:06:16.457***
4 -	2:07.469	1:03.608	3:11.077 **(2)**	55.93	2.001	18:09:27.534

P19 5 S Tom STEVENS Kawasaki -

IDEAL LAP TIME : 3:08.428 BEST LAP TIME : 3:08.428 DIFFERENCE : 0.000

LAP	SECTOR 1	SECTOR 2	LAP TIME	MPH	DIFF	TIME OF DAY
1 -		1:04.547	3:26.040	51.87	17.612	18:00:03.518
2 -	2:08.842	1:04.576	3:13.418 **(3)**	55.25	4.990	18:03:16.936
3 -	2:05.615	1:04.234	3:09.849 **(2)**	56.29	1.421	18:06:26.785
4 -	***2:05.406***	***1:03.022***	***3:08.428*** **(1)**	***56.72***		***18:09:35.213***

P20 133 S Peter WOOLFALL Kawasaki - Salisbury Cleaning Services

IDEAL LAP TIME : 3:13.268 BEST LAP TIME : 3:13.641 DIFFERENCE : 0.373

LAP	SECTOR 1	SECTOR 2	LAP TIME	MPH	DIFF	TIME OF DAY
1 -		1:05.809	3:28.811	51.18	15.170	18:00:06.289
2 -	2:08.746	***1:05.388***	3:14.134 **(2)**	55.05	0.493	18:03:20.423
3 -	***2:07.880***	1:05.761	***3:13.641*** **(1)**	***55.19***		***18:06:34.064***
4 -	2:09.369	1:05.635	3:15.004 **(3)**	54.80	1.363	18:09:49.068

P21 32 S John MACKNESS Kawasaki - ME

IDEAL LAP TIME : 3:11.314 BEST LAP TIME : 3:11.314 DIFFERENCE : 0.000

LAP	SECTOR 1	SECTOR 2	LAP TIME	MPH	DIFF	TIME OF DAY
1 -		1:07.184	3:30.655	50.73	19.341	18:00:08.133
2 -	2:10.274	1:05.882	3:16.156 **(3)**	54.48	4.842	18:03:24.289
3 -	2:08.028	1:05.600	3:13.628 **(2)**	55.19	2.314	18:06:37.917
4 -	***2:07.220***	***1:04.094***	***3:11.314*** **(1)**	***55.86***		***18:09:49.231***

Weather / Track : Rain / Wet

Snetterton 300
Circuit Length = 2.9689 miles
Start: 17:56 Flag 18:07 End: 18:09

BMCRC - MRO Championships 2017 - Rnd 10 @ Snetterton 300

ACU Team Green Junior Cup & Senior 300 Series

RACE 13 - SECTOR ANALYSIS

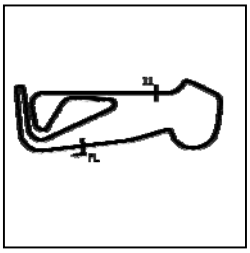

SECTOR 1 = FL to I1, SECTOR 2 = I1 to FL, DIFF = Difference To Personal Best Lap, P = Crossed Finish Line in Pit Lane, D = Time Disallowed

P22 44 S Duane SUTCH Kawasaki - Shawell Tuning and Racing Serv

IDEAL LAP TIME : 2:48.171 BEST LAP TIME : 2:49.132 DIFFERENCE : 0.961

LAP	SECTOR 1	SECTOR 2	LAP TIME	MPH	DIFF	TIME OF DAY
1 -		59.758	3:10.337	56.15	21.205	17:59:47.815
2 -	1:55.716	***56.668***	2:52.384 **(2)**	62.00	3.252	18:02:40.199
3 -	***1:51.503***	57.629	***2:49.132*** **(1)**	***63.19***		***18:05:29.331***

P23 28 S Leon STEWART Kawasaki -

IDEAL LAP TIME : 2:53.354 BEST LAP TIME : 2:53.354 DIFFERENCE : 0.000

LAP	SECTOR 1	SECTOR 2	LAP TIME	MPH	DIFF	TIME OF DAY
1 -		59.894	3:09.581	56.37	16.227	17:59:47.059
2 -	1:57.537	59.414	2:56.951 **(2)**	60.40	3.597	18:02:44.010
3 -	***1:54.781***	***58.573***	***2:53.354*** **(1)**	***61.65***		***18:05:37.364***

P24 29 S Charlie STONE Kawasaki -

IDEAL LAP TIME : 2:50.959 BEST LAP TIME : 2:50.959 DIFFERENCE : 0.000

LAP	SECTOR 1	SECTOR 2	LAP TIME	MPH	DIFF	TIME OF DAY
1 -		58.202	3:02.191	58.66	11.232	17:59:39.669
2 -	***1:54.089***	***56.870***	***2:50.959*** **(1)**	***62.51***		***18:02:30.628***

P25 4 J James DUTTON Kawasaki -

IDEAL LAP TIME : 2:55.084 BEST LAP TIME : DIFFERENCE :

LAP	SECTOR 1	SECTOR 2	LAP TIME	MPH	DIFF	TIME OF DAY
1 -		***59.061***	3:02.765	58.47		17:59:40.243

Weather / Track : Rain / Wet

Snetterton 300
Circuit Length = 2.9689 miles
Start: 17:56 Flag 18:07 End: 18:09

BMCRC - MRO Championships 2017 - Rnd 10 @ Snetterton 300

ACU Team Green Junior Cup & Senior 300 Series

RACE 13 - BEST SECTORS

SECTOR 1				SECTOR 2			IDEAL / BEST COMPARISON					
POS	NO	NAME	TIME	NO	NAME	TIME	POS	NO	NAME	IDEAL	BEST	DIFF
									PERFECT LAP	2:45.861		
1	3	LAMBDEN	**1:50.514**	3	LAMBDEN	**55.347**	1	3	LAMBDEN	2:45.861	2:45.861	0.000
2	86	KELMAN	**1:50.794**	86	KELMAN	**55.802**	2	86	KELMAN	2:46.596	2:46.596	0.000
3	44	SUTCH	**1:51.503**	56	STONE	**56.429**	3	44	SUTCH	2:48.171	2:49.132	0.961
4	37	CLEMONS	**1:52.326**	37	CLEMONS	**56.627**	4	37	CLEMONS	2:48.953	2:50.185	1.232
5	65	BREESE	**1:52.950**	44	SUTCH	**56.668**	5	82	HOLDSWORTH	2:49.921	2:50.460	0.539
6	82	HOLDSWORTH	**1:53.063**	11	HARVEY	**56.826**	6	65	BREESE	2:50.283	2:50.283	0.000
7	11	HARVEY	**1:53.588**	82	HOLDSWORTH	**56.858**	7	56	STONE	2:50.352	2:50.768	0.416
8	56	STONE	**1:53.923**	29	STONE	**56.870**	8	11	HARVEY	2:50.414	2:50.414	0.000
9	25	JONES	**1:53.927**	65	BREESE	**57.333**	9	29	STONE	2:50.959	2:50.959	0.000
10	29	STONE	**1:54.089**	25	JONES	**57.408**	10	25	JONES	2:51.335	2:52.206	0.871
11	38	COUCHMAN	**1:54.355**	23	ELLIS	**58.021**	11	28	STEWART	2:53.354	2:53.354	0.000
12	28	STEWART	**1:54.781**	28	STEWART	**58.573**	12	38	COUCHMAN	2:53.649	2:54.139	0.490
13	22	SMYTH	**1:55.472**	66	LE MASURIER	**59.059**	13	23	ELLIS	2:53.650	2:55.079	1.429
14	23	ELLIS	**1:55.629**	4	DUTTON	**59.061**	14	66	LE MASURIER	2:54.765	2:55.436	0.671
15	66	LE MASURIER	**1:55.706**	38	COUCHMAN	**59.294**	15	22	SMYTH	2:55.017	2:56.363	1.346
16	4	DUTTON	**1:56.023**	888	MORRIS	**59.511**	16	4	DUTTON	2:55.084		
17	7	SHARMAN	**1:56.685**	22	SMYTH	**59.545**	17	7	SHARMAN	2:56.959	2:57.079	0.120
18	30	HOWELL	**1:57.863**	7	SHARMAN	**1:00.274**	18	888	MORRIS	2:57.590	2:57.915	0.325
19	888	MORRIS	**1:58.079**	30	HOWELL	**1:00.724**	19	30	HOWELL	2:58.587	2:59.400	0.813
20	48	SABBARTON	**1:59.391**	99	LE MASURIER	**1:00.806**	20	48	SABBARTON	3:00.923	3:01.871	0.948
21	99	LE MASURIER	**2:00.259**	48	SABBARTON	**1:01.532**	21	99	LE MASURIER	3:01.065	3:01.382	0.317
22	67	MORRIS	**2:04.919**	5	STEVENS	**1:03.022**	22	67	MORRIS	3:08.094	3:09.076	0.982
23	5	STEVENS	**2:05.406**	67	MORRIS	**1:03.175**	23	5	STEVENS	3:08.428	3:08.428	0.000
24	32	MACKNESS	**2:07.220**	32	MACKNESS	**1:04.094**	24	32	MACKNESS	3:11.314	3:11.314	0.000
25	133	WOOLFALL	**2:07.880**	133	WOOLFALL	**1:05.388**	25	133	WOOLFALL	3:13.268	3:13.641	0.373
26												

Weather / Track : Rain / Wet

Snetterton 300
Circuit Length = 2.9689 miles
Start: 17:56 Flag 18:07 End: 18:09

Results can be found at www.tsl-timing.com

Printed - 18:11 Saturday, 07 October 2017

BMCRC - MRO Championships 2017 - Rnd 10 @ Snetterton 300

ACU Team Green Junior Cup & Senior 300 Series

RACE 5 - GRID (7 Laps)

ROW 11			1		1		31	20 Kai DICKINSON
ROW 10	30	111 Trevor REEVE	29	126 Ruben HOPKINS	28	18 Indy OFFER		
ROW 9			27	88 David COURT	26	36 Harry FOWLE	25	4 James DUTTON
ROW 8	24	3:13.641 133 Peter WOOLFALL	23	3:11.314 32 John MACKNESS	22	3:09.076 67 Tony MORRIS		
ROW 7			21	3:08.428 5 Tom STEVENS	20	3:01.871 48 Kevin SABBARTON	19	3:01.382 99 Jamie LE MASURIER
ROW 6	18	2:59.400 30 Malcolm HOWELL	17	2:57.915 888 Jeff MORRIS	16	2:57.079 7 Michael SHARMAN		
ROW 5			15	2:56.363 22 Samuel SMYTH	14	2:55.436 66 Paul LE MASURIER	13	2:55.079 23 Joe ELLIS
ROW 4	12	2:54.139 38 Bob COUCHMAN	11	2:53.354 28 Leon STEWART	10	2:52.206 25 Leon JONES		
ROW 3			9	2:50.959 29 Charlie STONE	8	2:50.768 56 Michael STONE	7	2:50.460 82 Joe HOLDSWORTH
ROW 2	6	2:50.414 11 Josh HARVEY	5	2:50.283 65 Konrad BREESE	4	2:50.185 37 Craig CLEMONS		
ROW 1			3	2:49.132 44 Duane SUTCH	2	2:46.596 86 Jamie KELMAN	1	2:45.861 3 Joey LAMBDEN **Pole**

Snetterton 300
Circuit Length = 2.9689 miles

These results are provisional until the conclusion of any judicial and technical matters.

Clerk Of Course :		Timekeeper :

Results can be found at www.tsl-timing.com

Printed - 18:13 Saturday, 07 October 2017

BMCRC - MRO Championships 2017 - Rnd 10 @ Snetterton 300

ACU Team Green Junior Cup & Senior 300 Series

RACE 5 - CLASSIFICATION

POS	NO	CL	PIC	NAME	ENTRY	LAPS	TIME	GAP	DIFF	MPH	BEST	ON
1	**82**	J	1	Joe HOLDSWORTH	Kawasaki - tintwise.com	**7**	16:33.006			75.34	**2:19.495**	6
2	**3**	J	2	Joey LAMBDEN	Kawasaki -	**7**	16:33.023	**0.017**	0.017	75.34	**2:19.418**	6
3	**86**	S	1	Jamie KELMAN	Kawasaki - Fastlane motorcycles	**7**	16:35.705	**2.699**	2.682	75.13	**2:20.521**	5
4	**56**	S	2	Michael STONE	Kawasaki -	**7**	16:57.786	**24.780**	22.081	73.50	**2:23.360**	5
5	**36**	J	3	Harry FOWLE	Kawasaki - A.Fowle Joinery	**7**	16:58.992	**25.986**	1.206	73.42	**2:22.921**	6
6	**65**	S	3	Konrad BREESE	Kawasaki -	**7**	17:00.000	**26.994**	1.008	73.34	**2:23.204**	3
7	**29**	S	4	Charlie STONE	Kawasaki -	**7**	17:13.986	**40.980**	13.986	72.35	**2:24.192**	3
8	**23**	J	4	Joe ELLIS	Kawasaki -	**7**	17:28.959	**55.953**	14.973	71.32	**2:28.293**	4
9	**37**	S	5	Craig CLEMONS	Kawasaki - The wife naomi	**7**	17:37.587	**1:04.581**	8.628	70.74	**2:25.646**	2
10	**38**	S	6	Bob COUCHMAN	Kawasaki - Pinky Janey	**7**	17:38.612	**1:05.606**	1.025	70.67	**2:27.580**	7
11	**888**	S	7	Jeff MORRIS	Kawasaki -	**7**	17:39.430	**1:06.424**	0.818	70.61	**2:27.077**	5
12	**22**	S	8	Samuel SMYTH	Kawasaki -	**7**	17:40.592	**1:07.586**	1.162	70.54	**2:27.468**	4
13	**28**	S	9	Leon STEWART	Kawasaki -	**7**	17:41.880	**1:08.874**	1.288	70.45	**2:28.100**	6
14	**67**	S	10	Tony MORRIS	Kawasaki - Chippy racing team	**7**	17:43.616	**1:10.610**	1.736	70.34	**2:27.389**	5
15	**7**	S	11	Michael SHARMAN	Kawasaki -	**7**	17:44.567	**1:11.561**	0.951	70.27	**2:29.083**	5
16	**88**	S	12	David COURT	Kawasaki -	**7**	17:49.217	**1:16.211**	4.650	69.97	**2:28.752**	4
17	**5**	S	13	Tom STEVENS	Kawasaki -	**7**	18:02.510	**1:29.504**	13.293	69.11	**2:30.387**	4
18	**18**	J	5	Indy OFFER	Kawasaki -	**7**	18:09.176	**1:36.170**	6.666	68.69	**2:29.740**	7
19	**66**	S	14	Paul LE MASURIER	Kawasaki - Pipework Solutions Ltd	**7**	18:11.232	**1:38.226**	2.056	68.56	**2:32.789**	7
20	**99**	J	6	Jamie LE MASURIER	Kawasaki - Pipework Solutions Ltd	**7**	18:23.936	**1:50.930**	12.704	67.77	**2:33.810**	7
21	**30**	S	15	Malcolm HOWELL	Kawasaki -	**7**	18:24.434	**1:51.428**	0.498	67.74	**2:34.120**	7
22	**48**	S	16	Kevin SABBARTON	Kawasaki -	**7**	18:29.895	**1:56.889**	5.461	67.40	**2:35.563**	3
23	**44**	S	17	Duane SUTCH	Kawasaki - Shawell Tuning and Racing Serv	**7**	18:57.693	**2:24.687**	27.798	65.76	**2:39.415**	2
24	**133**	S	18	Peter WOOLFALL	Kawasaki - Salisbury Cleaning Services	**6**	16:42.583	**1 Lap**	1 Lap	63.96	**2:44.512**	6
25	**32**	S	19	John MACKNESS	Kawasaki - ME	**6**	16:46.652	**1 Lap**	4.069	63.70	**2:42.477**	6
26	**126**	J	7	Ruben HOPKINS	Kawasaki - The Best Mum and Dad Ever :)	**6**	17:23.724	**1 Lap**	37.072	61.44	**2:48.382**	6
					NOT CLASSIFIED							
DNF	**25**	S		Leon JONES	Kawasaki - LCR Motorcycles	**5**	12:29.414	**2 Laps**	1 Lap	71.30	**2:27.557**	4
DNF	**111**	S		Sam REEVE	Kawasaki -	**4**	12:13.098	**3 Laps**	1 Lap	58.31	**3:00.724**	2
DNF	**11**	S		Josh HARVEY	Kawasaki - NR Racing	**3**	7:23.145	**4 Laps**	1 Lap	72.35	**2:23.622**	2
					FASTEST LAP							
	3	J		Joey LAMBDEN	Kawasaki -	**6**	2:19.418		76.66 mph		123.37 kph	
	86	S		Jamie KELMAN	Kawasaki - Fastlane motorcycles	**5**	2:20.521		76.06 mph		122.40 kph	

Class J - 90% of Race Speed = 67.80 mph
Class S - 90% of Race Speed = 67.61 mph

Snetterton 300
Circuit Length = 2.9689 miles
Start: 12:22 Flag 12:38 End: 12:41

Weather / Track : Cloudy / Drying
These results are provisional until the conclusion of any judicial and technical matters.

Clerk Of Course :		Timekeeper :

Results can be found at www.tsl-timing.com

Printed - 12:41 Sunday, 08 October 2017

BMCRC - MRO Championships 2017 - Rnd 10 @ Snetterton 300

ACU Team Green Junior Cup & Senior 300 Series

RACE 5 - LAP CHART

LAP 1 @ 12:24:32.432

NO	BEHIND	LAP TIME
86		2:27.445
11	2.034	2:29.479
82	2.235	2:29.680
3	2.876	2:30.321
56	5.990	2:33.435
37	6.091	2:33.536
29	6.492	2:33.937
65	6.505	2:33.950
23	8.317	2:35.762
25	8.858	2:36.303
36	10.191	2:37.636
22	11.913	2:39.358
7	13.117	2:40.562
28	15.287	2:42.732
38	15.357	2:42.802
67	17.314	2:44.759
5	17.786	2:45.231
888	19.362	2:46.807
44	19.718	2:47.163
88	20.137	2:47.582
66	20.199	2:47.644
48	20.743	2:48.188
99	20.964	2:48.409
30	21.273	2:48.718
18	21.364	2:48.809
133	27.776	2:55.221
32	31.726	2:59.171
126	34.524	3:01.969
111	39.377	3:06.822

LAP 2 @ 12:26:53.506

NO	BEHIND	LAP TIME
86		2:21.074
82	3.757	2:22.596
3	3.840	2:22.038
11	4.582	2:23.622
56	10.226	2:25.310
37	10.663	2:25.646
65	10.756	2:25.325
29	11.477	2:26.059
36	14.009	2:24.892
23	15.885	2:28.642
25	16.990	2:29.206
22	19.956	2:29.117
7	23.891	2:31.848
38	24.041	2:29.758
28	25.932	2:31.719
67	29.647	2:33.407
888	30.425	2:32.137
5	30.884	2:34.172
88	31.470	2:32.407
66	34.745	2:35.620
18	36.577	2:36.287
44	38.059	2:39.415
48	38.584	2:38.915
99	38.797	2:38.907
30	40.134	2:39.935
133	52.544	2:45.842
32	58.258	2:47.606
126	1:03.633	2:50.183
111	1:19.027	3:00.724

LAP 3 @ 12:29:14.585

NO	BEHIND	LAP TIME
86		2:21.079
82	3.782	2:21.104
3	4.028	2:21.267
65	12.881	2:23.204
56	13.454	2:24.307
11	13.547	2:30.044
29	14.590	2:24.192
36	16.561	2:23.631
37	18.791	2:29.207
23	23.446	2:28.640
25	24.358	2:28.447
22	26.752	2:27.875
7	33.353	2:30.541
38	33.467	2:30.505
28	35.961	2:31.108
888	39.287	2:29.941
67	39.718	2:31.150
88	41.951	2:31.560
5	42.243	2:32.438
66	46.892	2:33.226
18	50.513	2:35.015
48	53.068	2:35.563
99	53.745	2:36.027
30	54.404	2:35.349
44	58.860	2:41.880
133	1:17.295	2:45.830
32	1:23.519	2:46.340
126	1:33.812	2:51.258
111	1:59.818	3:01.870

LAP 4 @ 12:31:35.643

NO	BEHIND	LAP TIME
86		2:21.058
82	3.160	2:20.436
3	3.247	2:20.277
65	16.142	2:24.319
56	16.259	2:23.863
36	18.845	2:23.342
29	20.476	2:26.944
23	30.681	2:28.293
25	30.857	2:27.557
37	32.249	2:34.516
22	33.162	2:27.468
38	41.679	2:29.270
7	42.601	2:30.306
28	45.280	2:30.377
888	47.106	2:28.877
67	47.462	2:28.802
88	49.645	2:28.752
5	51.572	2:30.387
66	59.823	2:33.989
18	1:04.717	2:35.262
30	1:09.600	2:36.254
99	1:09.814	2:37.127
48	1:10.184	2:38.174
44	1:19.166	2:41.364
133	1:41.992	2:45.755
32	1:48.499	2:46.038
126	2:07.834	2:55.080

LAP 5 @ 12:33:56.164

NO	BEHIND	LAP TIME
86		2:20.521
82	2.335	2:19.696
3	2.356	2:19.630
56	19.098	2:23.360
65	20.115	2:24.494
36	21.661	2:23.337
111	1 Lap	3:03.682
29	26.796	2:26.841
25	38.237	2:27.901
23	38.460	2:28.300
37	41.033	2:29.305
22	46.556	2:33.915
38	50.704	2:29.546
7	51.163	2:29.083
888	53.662	2:27.077
28	54.086	2:29.327
67	54.330	2:27.389
88	58.496	2:29.372
5	1:02.142	2:31.091
66	1:13.898	2:34.596
18	1:17.707	2:33.511
99	1:24.313	2:35.020
30	1:24.463	2:35.384
48	1:25.502	2:35.839
44	1:40.839	2:42.194
133	2:06.894	2:45.423
32	2:12.998	2:45.020

LAP 6 @ 12:36:17.806

NO	BEHIND	LAP TIME
86		2:21.642
3	0.132	2:19.418
82	0.188	2:19.495
56	21.527	2:24.071
65	22.437	2:23.964
126	1 Lap	2:56.852
36	22.940	2:22.921
29	33.041	2:27.887
23	46.898	2:30.080
37	52.349	2:32.958
38	58.213	2:29.151
22	58.378	2:33.464
888	59.175	2:27.155
7	59.583	2:30.062
28	1:00.544	2:28.100
67	1:00.808	2:28.120
88	1:06.988	2:30.134
5	1:14.204	2:33.704
66	1:25.624	2:33.368
18	1:26.617	2:30.552
99	1:37.307	2:34.636
30	1:37.495	2:34.674
48	1:40.279	2:36.419
44	2:01.302	2:42.105

LAP 7 @ 12:38:37.993

NO	BEHIND	LAP TIME
82		2:19.999
3	0.017	2:20.072
86	2.699	2:22.886
133	1 Lap	2:44.512
32	1 Lap	2:42.477
56	24.780	2:23.440
36	25.986	2:23.233
65	26.994	2:24.744
29	40.980	2:28.126
126	1 Lap	2:48.382
23	55.953	2:29.242
37	1:04.581	2:32.419
38	1:05.606	2:27.580
888	1:06.424	2:27.436
22	1:07.586	2:29.395
28	1:08.874	2:28.517
67	1:10.610	2:29.989
7	1:11.561	2:32.165
88	1:16.211	2:29.410
5	1:29.504	2:35.487
18	1:36.170	2:29.740
66	1:38.226	2:32.789
99	1:50.930	2:33.810
30	1:51.428	2:34.120
48	1:56.889	2:36.797
44	2:24.687	2:43.572

Weather / Track : Cloudy / Drying

Snetterton 300
Circuit Length = 2.9689 miles
Start: 12:22 Flag 12:38 End: 12:41

Results can be found at www.tsl-timing.com

Printed - 12:42 Sunday, 08 October 2017

BMCRC - MRO Championships 2017 - Rnd 10 @ Snetterton 300

ACU Team Green Junior Cup & Senior 300 Series

RACE 5 - SECTOR ANALYSIS

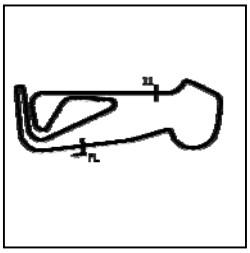

SECTOR 1 = FL to I1, SECTOR 2 = I1 to FL, DIFF = Difference To Personal Best Lap, P = Crossed Finish Line in Pit Lane, D = Time Disallowed

P1 82 J Joe HOLDSWORTH Kawasaki - tintwise.com

IDEAL LAP TIME : 2:19.325 BEST LAP TIME : 2:19.495 DIFFERENCE : 0.170

LAP	SECTOR 1	SECTOR 2	LAP TIME	MPH	DIFF	TIME OF DAY
1 -		47.471	2:29.680	71.40	10.185	12:24:34.667
2 -	1:34.702	47.894	2:22.596	74.95	3.101	12:26:57.263
3 -	1:34.445	46.659	2:21.104	75.74	1.609	12:29:18.367
4 -	1:34.164	46.272	2:20.436	76.10	0.941	12:31:38.803
5 -	1:33.688	***46.008***	2:19.696 **(2)**	76.50	0.201	12:33:58.499
6 -	***1:33.317***	46.178	***2:19.495*** **(1)**	***76.61***		***12:36:17.994***
7 -	1:33.636	46.363	2:19.999 **(3)**	76.34	0.504	12:38:37.993

P2 3 J Joey LAMBDEN Kawasaki -

IDEAL LAP TIME : 2:19.197 BEST LAP TIME : 2:19.418 DIFFERENCE : 0.221

LAP	SECTOR 1	SECTOR 2	LAP TIME	MPH	DIFF	TIME OF DAY
1 -		48.000	2:30.321	71.10	10.903	12:24:35.308
2 -	1:34.687	47.351	2:22.038	75.24	2.620	12:26:57.346
3 -	1:34.267	47.000	2:21.267	75.65	1.849	12:29:18.613
4 -	1:33.942	46.335	2:20.277	76.19	0.859	12:31:38.890
5 -	1:33.690	***45.940***	2:19.630 **(2)**	76.54	0.212	12:33:58.520
6 -	***1:33.257***	46.161	***2:19.418*** **(1)**	***76.66***		***12:36:17.938***
7 -	1:33.669	46.403	2:20.072 **(3)**	76.30	0.654	12:38:38.010

P3 86 S Jamie KELMAN Kawasaki - Fastlane motorcycles

IDEAL LAP TIME : 2:20.521 BEST LAP TIME : 2:20.521 DIFFERENCE : 0.000

LAP	SECTOR 1	SECTOR 2	LAP TIME	MPH	DIFF	TIME OF DAY
1 -		47.203	2:27.445	72.48	6.924	12:24:32.432
2 -	1:34.033	47.041	2:21.074 **(3)**	75.76	0.553	12:26:53.506
3 -	1:33.919	47.160	2:21.079	75.75	0.558	12:29:14.585
4 -	1:33.920	47.138	2:21.058 **(2)**	75.77	0.537	12:31:35.643
5 -	***1:33.655***	***46.866***	***2:20.521*** **(1)**	***76.06***		***12:33:56.164***
6 -	1:34.545	47.097	2:21.642	75.45	1.121	12:36:17.806
7 -	1:35.401	47.485	2:22.886	74.80	2.365	12:38:40.692

P4 56 S Michael STONE Kawasaki -

IDEAL LAP TIME : 2:22.905 BEST LAP TIME : 2:23.360 DIFFERENCE : 0.455

LAP	SECTOR 1	SECTOR 2	LAP TIME	MPH	DIFF	TIME OF DAY
1 -		48.837	2:33.435	69.65	10.075	12:24:38.422
2 -	1:37.512	47.798	2:25.310	73.55	1.950	12:27:03.732
3 -	1:35.722	48.585	2:24.307	74.06	0.947	12:29:28.039
4 -	1:36.001	47.862	2:23.863 **(3)**	74.29	0.503	12:31:51.902
5 -	***1:35.128***	48.232	***2:23.360*** **(1)**	***74.55***		***12:34:15.262***
6 -	1:35.459	48.612	2:24.071	74.18	0.711	12:36:39.333
7 -	1:35.663	***47.777***	2:23.440 **(2)**	74.51	0.080	12:39:02.773

P5 36 J Harry FOWLE Kawasaki - A.Fowle Joinery

IDEAL LAP TIME : 2:22.921 BEST LAP TIME : 2:22.921 DIFFERENCE : 0.000

LAP	SECTOR 1	SECTOR 2	LAP TIME	MPH	DIFF	TIME OF DAY
1 -		48.530	2:37.636	67.80	14.715	12:24:42.623
2 -	1:36.779	48.113	2:24.892	73.76	1.971	12:27:07.515
3 -	1:35.987	47.644	2:23.631	74.41	0.710	12:29:31.146
4 -	1:36.042	47.300	2:23.342	74.56	0.421	12:31:54.488
5 -	1:36.071	47.266	2:23.337 **(3)**	74.56	0.416	12:34:17.825
6 -	***1:35.763***	***47.158***	***2:22.921*** **(1)**	***74.78***		***12:36:40.746***
7 -	1:35.825	47.408	2:23.233 **(2)**	74.62	0.312	12:39:03.979

P6 65 S Konrad BREESE Kawasaki -

IDEAL LAP TIME : 2:23.084 BEST LAP TIME : 2:23.204 DIFFERENCE : 0.120

LAP	SECTOR 1	SECTOR 2	LAP TIME	MPH	DIFF	TIME OF DAY

Weather / Track : Cloudy / Drying

Snetterton 300
Circuit Length = 2.9689 miles
Start: 12:22 Flag 12:38 End: 12:41

BMCRC - MRO Championships 2017 - Rnd 10 @ Snetterton 300

ACU Team Green Junior Cup & Senior 300 Series

RACE 5 - SECTOR ANALYSIS

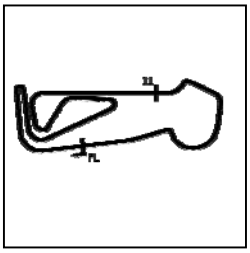

SECTOR 1 = FL to I1, SECTOR 2 = I1 to FL, DIFF = Difference To Personal Best Lap, P = Crossed Finish Line in Pit Lane, D = Time Disallowed

1 -		49.443	2:33.950		69.42	10.746	12:24:38.937
2 -	1:37.016	48.309	2:25.325		73.54	2.121	12:27:04.262
3 -	***1:35.387***	47.817	***2:23.204***	**(1)**	***74.63***		***12:29:27.466***
4 -	1:36.368	47.951	2:24.319	**(3)**	74.05	1.115	12:31:51.785
5 -	1:36.506	47.988	2:24.494		73.96	1.290	12:34:16.279
6 -	1:36.267	***47.697***	2:23.964	**(2)**	74.24	0.760	12:36:40.243
7 -	1:36.925	47.819	2:24.744		73.84	1.540	12:39:04.987

P7 29 S Charlie STONE Kawasaki -

IDEAL LAP TIME : 2:24.192 BEST LAP TIME : 2:24.192 DIFFERENCE : 0.000

LAP	SECTOR 1	SECTOR 2	LAP TIME		MPH	DIFF	TIME OF DAY
1 -		48.674	2:33.937		69.43	9.745	12:24:38.924
2 -	1:37.244	48.815	2:26.059	**(2)**	73.17	1.867	12:27:04.983
3 -	***1:36.140***	***48.052***	***2:24.192***	**(1)**	***74.12***		***12:29:29.175***
4 -	1:38.427	48.517	2:26.944		72.73	2.752	12:31:56.119
5 -	1:38.327	48.514	2:26.841	**(3)**	72.78	2.649	12:34:22.960
6 -	1:39.181	48.706	2:27.887		72.27	3.695	12:36:50.847
7 -	1:38.878	49.248	2:28.126		72.15	3.934	12:39:18.973

P8 23 J Joe ELLIS Kawasaki -

IDEAL LAP TIME : 2:27.724 BEST LAP TIME : 2:28.293 DIFFERENCE : 0.569

LAP	SECTOR 1	SECTOR 2	LAP TIME		MPH	DIFF	TIME OF DAY
1 -		49.929	2:35.762		68.61	7.469	12:24:40.749
2 -	1:39.130	49.512	2:28.642		71.90	0.349	12:27:09.391
3 -	1:38.710	49.930	2:28.640	**(3)**	71.90	0.347	12:29:38.031
4 -	***1:38.233***	50.060	***2:28.293***	**(1)**	***72.07***		***12:32:06.324***
5 -	1:38.809	***49.491***	2:28.300	**(2)**	72.07	0.007	12:34:34.624
6 -	1:39.470	50.610	2:30.080		71.21	1.787	12:37:04.704
7 -	1:39.228	50.014	2:29.242		71.61	0.949	12:39:33.946

P9 37 S Craig CLEMONS Kawasaki - The wife naomi

IDEAL LAP TIME : 2:25.349 BEST LAP TIME : 2:25.646 DIFFERENCE : 0.297

LAP	SECTOR 1	SECTOR 2	LAP TIME		MPH	DIFF	TIME OF DAY
1 -		48.992	2:33.536		69.61	7.890	12:24:38.523
2 -	1:37.371	***48.275***	***2:25.646***	**(1)**	***73.38***		***12:27:04.169***
3 -	***1:37.074***	52.133	2:29.207	**(2)**	71.63	3.561	12:29:33.376
4 -	1:42.137	52.379	2:34.516		69.17	8.870	12:32:07.892
5 -	1:39.285	50.020	2:29.305	**(3)**	71.58	3.659	12:34:37.197
6 -	1:40.981	51.977	2:32.958		69.87	7.312	12:37:10.155
7 -	1:42.234	50.185	2:32.419		70.12	6.773	12:39:42.574

P10 38 S Bob COUCHMAN Kawasaki - Pinky Janey

IDEAL LAP TIME : 2:27.580 BEST LAP TIME : 2:27.580 DIFFERENCE : 0.000

LAP	SECTOR 1	SECTOR 2	LAP TIME		MPH	DIFF	TIME OF DAY
1 -		50.808	2:42.802		65.65	15.222	12:24:47.789
2 -	1:40.438	49.320	2:29.758		71.36	2.178	12:27:17.547
3 -	1:40.240	50.265	2:30.505		71.01	2.925	12:29:48.052
4 -	1:39.803	49.467	2:29.270	**(3)**	71.60	1.690	12:32:17.322
5 -	1:38.602	50.944	2:29.546		71.47	1.966	12:34:46.868
6 -	1:39.045	50.106	2:29.151	**(2)**	71.65	1.571	12:37:16.019
7 -	***1:38.303***	***49.277***	***2:27.580***	**(1)**	***72.42***		***12:39:43.599***

P11 888 S Jeff MORRIS Kawasaki -

IDEAL LAP TIME : 2:27.000 BEST LAP TIME : 2:27.077 DIFFERENCE : 0.077

LAP	SECTOR 1	SECTOR 2	LAP TIME		MPH	DIFF	TIME OF DAY
1 -		52.359	2:46.807		64.07	19.730	12:24:51.794
2 -	1:41.522	50.615	2:32.137		70.25	5.060	12:27:23.931
3 -	1:39.971	49.970	2:29.941		71.28	2.864	12:29:53.872
4 -	1:39.584	49.293	2:28.877		71.79	1.800	12:32:22.749

Weather / Track : Cloudy / Drying

Snetterton 300
Circuit Length = 2.9689 miles
Start: 12:22 Flag 12:38 End: 12:41

BMCRC - MRO Championships 2017 - Rnd 10 @ Snetterton 300

ACU Team Green Junior Cup & Senior 300 Series

RACE 5 - SECTOR ANALYSIS

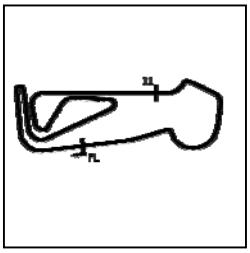

SECTOR 1 = FL to I1, SECTOR 2 = I1 to FL, DIFF = Difference To Personal Best Lap, P = Crossed Finish Line in Pit Lane, D = Time Disallowed

5 -	1:38.282	***48.795***	***2:27.077***	**(1)**	***72.66***		***12:34:49.826***
6 -	1:38.235	48.920	2:27.155	**(2)**	72.63	0.078	12:37:16.981
7 -	***1:38.205***	49.231	2:27.436	**(3)**	72.49	0.359	12:39:44.417

P12 22 S Samuel SMYTH

Kawasaki -

IDEAL LAP TIME : 2:27.353 BEST LAP TIME : 2:27.468 DIFFERENCE : 0.115

LAP	SECTOR 1	SECTOR 2	LAP TIME		MPH	DIFF	TIME OF DAY
1 -		49.901	2:39.358		67.06	11.890	12:24:44.345
2 -	1:39.934	49.183	2:29.117	**(3)**	71.67	1.649	12:27:13.462
3 -	***1:38.427***	49.448	2:27.875	**(2)**	72.27	0.407	12:29:41.337
4 -	1:38.542	***48.926***	***2:27.468***	**(1)**	***72.47***		***12:32:08.805***
5 -	1:40.834	53.081	2:33.915		69.44	6.447	12:34:42.720
6 -	1:42.285	51.179	2:33.464		69.64	5.996	12:37:16.184
7 -	1:40.412	48.983	2:29.395		71.54	1.927	12:39:45.579

P13 28 S Leon STEWART

Kawasaki -

IDEAL LAP TIME : 2:28.100 BEST LAP TIME : 2:28.100 DIFFERENCE : 0.000

LAP	SECTOR 1	SECTOR 2	LAP TIME		MPH	DIFF	TIME OF DAY
1 -		50.762	2:42.732		65.67	14.632	12:24:47.719
2 -	1:41.481	50.238	2:31.719		70.44	3.619	12:27:19.438
3 -	1:41.078	50.030	2:31.108		70.73	3.008	12:29:50.546
4 -	1:40.270	50.107	2:30.377		71.07	2.277	12:32:20.923
5 -	1:39.876	49.451	2:29.327	**(3)**	71.57	1.227	12:34:50.250
6 -	***1:39.099***	***49.001***	***2:28.100***	**(1)**	***72.16***		***12:37:18.350***
7 -	1:39.516	***49.001***	2:28.517	**(2)**	71.96	0.417	12:39:46.867

P14 67 S Tony MORRIS

Kawasaki - Chippy racing team

IDEAL LAP TIME : 2:27.052 BEST LAP TIME : 2:27.389 DIFFERENCE : 0.337

LAP	SECTOR 1	SECTOR 2	LAP TIME		MPH	DIFF	TIME OF DAY
1 -		52.574	2:44.759		64.87	17.370	12:24:49.746
2 -	1:42.530	50.877	2:33.407		69.67	6.018	12:27:23.153
3 -	1:40.441	50.709	2:31.150		70.71	3.761	12:29:54.303
4 -	1:39.170	49.632	2:28.802	**(3)**	71.82	1.413	12:32:23.105
5 -	***1:38.221***	49.168	***2:27.389***	**(1)**	***72.51***		***12:34:50.494***
6 -	1:39.289	***48.831***	2:28.120	**(2)**	72.15	0.731	12:37:18.614
7 -	1:39.896	50.093	2:29.989		71.25	2.600	12:39:48.603

P15 7 S Michael SHARMAN

Kawasaki -

IDEAL LAP TIME : 2:29.083 BEST LAP TIME : 2:29.083 DIFFERENCE : 0.000

LAP	SECTOR 1	SECTOR 2	LAP TIME		MPH	DIFF	TIME OF DAY
1 -		50.349	2:40.562		66.56	11.479	12:24:45.549
2 -	1:41.168	50.680	2:31.848		70.38	2.765	12:27:17.397
3 -	1:40.216	50.325	2:30.541		70.99	1.458	12:29:47.938
4 -	1:40.076	50.230	2:30.306	**(3)**	71.10	1.223	12:32:18.244
5 -	***1:39.512***	***49.571***	***2:29.083***	**(1)**	***71.69***		***12:34:47.327***
6 -	1:40.136	49.926	2:30.062	**(2)**	71.22	0.979	12:37:17.389
7 -	1:41.230	50.935	2:32.165		70.24	3.082	12:39:49.554

P16 88 S David COURT

Kawasaki -

IDEAL LAP TIME : 2:28.359 BEST LAP TIME : 2:28.752 DIFFERENCE : 0.393

LAP	SECTOR 1	SECTOR 2	LAP TIME		MPH	DIFF	TIME OF DAY
1 -		53.550	2:47.582		63.77	18.830	12:24:52.569
2 -	1:40.675	51.732	2:32.407		70.12	3.655	12:27:24.976
3 -	1:40.673	50.887	2:31.560		70.52	2.808	12:29:56.536
4 -	***1:38.260***	50.492	***2:28.752***	**(1)**	***71.85***		***12:32:25.288***
5 -	1:39.076	50.296	2:29.372	**(2)**	71.55	0.620	12:34:54.660
6 -	1:39.559	50.575	2:30.134		71.19	1.382	12:37:24.794
7 -	1:39.311	***50.099***	2:29.410	**(3)**	71.53	0.658	12:39:54.204

Weather / Track : Cloudy / Drying

Snetterton 300
Circuit Length = 2.9689 miles
Start: 12:22 Flag 12:38 End: 12:41

BMCRC - MRO Championships 2017 - Rnd 10 @ Snetterton 300

ACU Team Green Junior Cup & Senior 300 Series

RACE 5 - SECTOR ANALYSIS

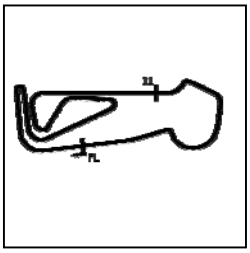

SECTOR 1 = FL to I1, SECTOR 2 = I1 to FL, DIFF = Difference To Personal Best Lap, P = Crossed Finish Line in Pit Lane, D = Time Disallowed

P17 5 S Tom STEVENS Kawasaki -

IDEAL LAP TIME : 2:30.387 BEST LAP TIME : 2:30.387 DIFFERENCE : 0.000

LAP	SECTOR 1	SECTOR 2	LAP TIME	MPH	DIFF	TIME OF DAY
1 -		51.572	2:45.231	64.68	14.844	12:24:50.218
2 -	1:43.173	50.999	2:34.172	69.32	3.785	12:27:24.390
3 -	1:41.431	51.007	2:32.438 (3)	70.11	2.051	12:29:56.828
4 -	***1:40.269***	***50.118***	***2:30.387 (1)***	***71.07***		***12:32:27.215***
5 -	1:40.502	50.589	2:31.091 (2)	70.73	0.704	12:34:58.306
6 -	1:40.947	52.757	2:33.704	69.53	3.317	12:37:32.010
7 -	1:44.723	50.764	2:35.487	68.73	5.100	12:40:07.497

P18 18 J Indy OFFER Kawasaki -

IDEAL LAP TIME : 2:29.621 BEST LAP TIME : 2:29.740 DIFFERENCE : 0.119

LAP	SECTOR 1	SECTOR 2	LAP TIME	MPH	DIFF	TIME OF DAY
1 -		53.315	2:48.809	63.31	19.069	12:24:53.796
2 -	1:44.414	51.873	2:36.287	68.38	6.547	12:27:30.083
3 -	1:43.335	51.680	2:35.015	68.94	5.275	12:30:05.098
4 -	1:43.873	51.389	2:35.262	68.83	5.522	12:32:40.360
5 -	1:42.939	50.572	2:33.511 (3)	69.62	3.771	12:35:13.871
6 -	1:40.781	***49.771***	2:30.552 (2)	70.99	0.812	12:37:44.423
7 -	***1:39.850***	49.890	***2:29.740 (1)***	***71.37***		***12:40:14.163***

P19 66 S Paul LE MASURIER Kawasaki - Pipework Solutions Ltd

IDEAL LAP TIME : 2:31.716 BEST LAP TIME : 2:32.789 DIFFERENCE : 1.073

LAP	SECTOR 1	SECTOR 2	LAP TIME	MPH	DIFF	TIME OF DAY
1 -		53.391	2:47.644	63.75	14.855	12:24:52.631
2 -	1:44.264	51.356	2:35.620	68.68	2.831	12:27:28.251
3 -	1:41.749	51.477	2:33.226 (2)	69.75	0.437	12:30:01.477
4 -	1:42.179	51.810	2:33.989	69.40	1.200	12:32:35.466
5 -	1:42.626	51.970	2:34.596	69.13	1.807	12:35:10.062
6 -	1:42.614	***50.754***	2:33.368 (3)	69.68	0.579	12:37:43.430
7 -	***1:40.962***	51.827	***2:32.789 (1)***	***69.95***		***12:40:16.219***

P20 99 J Jamie LE MASURIER Kawasaki - Pipework Solutions Ltd

IDEAL LAP TIME : 2:33.810 BEST LAP TIME : 2:33.810 DIFFERENCE : 0.000

LAP	SECTOR 1	SECTOR 2	LAP TIME	MPH	DIFF	TIME OF DAY
1 -		53.423	2:48.409	63.46	14.599	12:24:53.396
2 -	1:45.110	53.797	2:38.907	67.25	5.097	12:27:32.303
3 -	1:43.497	52.530	2:36.027	68.50	2.217	12:30:08.330
4 -	1:43.647	53.480	2:37.127	68.02	3.317	12:32:45.457
5 -	1:43.172	51.848	2:35.020 (3)	68.94	1.210	12:35:20.477
6 -	1:43.634	51.002	2:34.636 (2)	69.11	0.826	12:37:55.113
7 -	***1:42.845***	***50.965***	***2:33.810 (1)***	***69.48***		***12:40:28.923***

P21 30 S Malcolm HOWELL Kawasaki -

IDEAL LAP TIME : 2:33.851 BEST LAP TIME : 2:34.120 DIFFERENCE : 0.269

LAP	SECTOR 1	SECTOR 2	LAP TIME	MPH	DIFF	TIME OF DAY
1 -		53.655	2:48.718	63.34	14.598	12:24:53.705
2 -	1:45.407	54.528	2:39.935	66.82	5.815	12:27:33.640
3 -	1:42.655	52.694	2:35.349 (3)	68.80	1.229	12:30:08.989
4 -	1:42.784	53.470	2:36.254	68.40	2.134	12:32:45.243
5 -	1:42.862	52.522	2:35.384	68.78	1.264	12:35:20.627
6 -	1:42.748	***51.926***	2:34.674 (2)	69.10	0.554	12:37:55.301
7 -	***1:41.925***	52.195	***2:34.120 (1)***	***69.34***		***12:40:29.421***

P22 48 S Kevin SABBARTON Kawasaki -

IDEAL LAP TIME : 2:35.498 BEST LAP TIME : 2:35.563 DIFFERENCE : 0.065

LAP	SECTOR 1	SECTOR 2	LAP TIME	MPH	DIFF	TIME OF DAY

Weather / Track : Cloudy / Drying

Snetterton 300
Circuit Length = 2.9689 miles
Start: 12:22 Flag 12:38 End: 12:41

BMCRC - MRO Championships 2017 - Rnd 10 @ Snetterton 300

ACU Team Green Junior Cup & Senior 300 Series

RACE 5 - SECTOR ANALYSIS

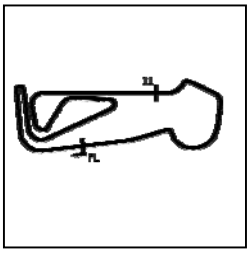

SECTOR 1 = FL to I1, SECTOR 2 = I1 to FL, DIFF = Difference To Personal Best Lap, P = Crossed Finish Line in Pit Lane, D = Time Disallowed

1 -		53.793	2:48.188		63.54	12.625	12:24:53.175
2 -	1:45.007	53.908	2:38.915		67.25	3.352	12:27:32.090
3 -	***1:42.841***	52.722	***2:35.563***	**(1)**	***68.70***		***12:30:07.653***
4 -	1:44.012	54.162	2:38.174		67.57	2.611	12:32:45.827
5 -	1:43.048	52.791	2:35.839	**(2)**	68.58	0.276	12:35:21.666
6 -	1:43.762	***52.657***	2:36.419	**(3)**	68.32	0.856	12:37:58.085
7 -	1:43.778	53.019	2:36.797		68.16	1.234	12:40:34.882

P23 44 S Duane SUTCH Kawasaki - Shawell Tuning and Racing Serv

IDEAL LAP TIME : 2:39.324 BEST LAP TIME : 2:39.415 DIFFERENCE : 0.091

LAP	SECTOR 1	SECTOR 2	LAP TIME		MPH	DIFF	TIME OF DAY
1 -		***53.393***	2:47.163		63.93	7.748	12:24:52.150
2 -	***1:45.931***	53.484	***2:39.415***	**(1)**	***67.04***		***12:27:31.565***
3 -	1:47.538	54.342	2:41.880	**(3)**	66.02	2.465	12:30:13.445
4 -	1:47.191	54.173	2:41.364	**(2)**	66.23	1.949	12:32:54.809
5 -	1:47.764	54.430	2:42.194		65.89	2.779	12:35:37.003
6 -	1:48.276	53.829	2:42.105		65.93	2.690	12:38:19.108
7 -	1:48.487	55.085	2:43.572		65.34	4.157	12:41:02.680

P24 133 S Peter WOOLFALL Kawasaki - Salisbury Cleaning Services

IDEAL LAP TIME : 2:44.512 BEST LAP TIME : 2:44.512 DIFFERENCE : 0.000

LAP	SECTOR 1	SECTOR 2	LAP TIME		MPH	DIFF	TIME OF DAY
1 -		55.653	2:55.221		60.99	10.709	12:25:00.208
2 -	1:50.498	55.344	2:45.842		64.44	1.330	12:27:46.050
3 -	1:50.136	55.694	2:45.830		64.45	1.318	12:30:31.880
4 -	1:50.309	55.446	2:45.755	**(3)**	64.48	1.243	12:33:17.635
5 -	1:50.266	55.157	2:45.423	**(2)**	64.61	0.911	12:36:03.058
6 -	***1:49.779***	***54.733***	***2:44.512***	**(1)**	***64.96***		***12:38:47.570***

P25 32 S John MACKNESS Kawasaki - ME

IDEAL LAP TIME : 2:42.477 BEST LAP TIME : 2:42.477 DIFFERENCE : 0.000

LAP	SECTOR 1	SECTOR 2	LAP TIME		MPH	DIFF	TIME OF DAY
1 -		57.981	2:59.171		59.65	16.694	12:25:04.158
2 -	1:51.055	56.551	2:47.606		63.76	5.129	12:27:51.764
3 -	1:49.326	57.014	2:46.340		64.25	3.863	12:30:38.104
4 -	1:49.671	56.367	2:46.038	**(3)**	64.37	3.561	12:33:24.142
5 -	1:49.173	55.847	2:45.020	**(2)**	64.76	2.543	12:36:09.162
6 -	***1:47.608***	***54.869***	***2:42.477***	**(1)**	***65.78***		***12:38:51.639***

P26 126 J Ruben HOPKINS Kawasaki - The Best Mum and Dad Ever :)

IDEAL LAP TIME : 2:47.227 BEST LAP TIME : 2:48.382 DIFFERENCE : 1.155

LAP	SECTOR 1	SECTOR 2	LAP TIME		MPH	DIFF	TIME OF DAY
1 -		58.089	3:01.969		58.73	13.587	12:25:06.956
2 -	1:52.927	***57.256***	2:50.183	**(2)**	62.80	1.801	12:27:57.139
3 -	1:50.961	1:00.297	2:51.258	**(3)**	62.40	2.876	12:30:48.397
4 -	1:54.521	1:00.559	2:55.080		61.04	6.698	12:33:43.477
5 -	1:57.248	59.604	2:56.852		60.43	8.470	12:36:40.329
6 -	***1:49.971***	58.411	***2:48.382***	**(1)**	***63.47***		***12:39:28.711***

P27 25 S Leon JONES Kawasaki - LCR Motorcycles

IDEAL LAP TIME : 2:27.037 BEST LAP TIME : 2:27.557 DIFFERENCE : 0.520

LAP	SECTOR 1	SECTOR 2	LAP TIME		MPH	DIFF	TIME OF DAY
1 -		49.346	2:36.303		68.38	8.746	12:24:41.290
2 -	1:39.790	49.416	2:29.206		71.63	1.649	12:27:10.496
3 -	1:39.209	***49.238***	2:28.447	**(3)**	71.99	0.890	12:29:38.943
4 -	***1:37.799***	49.758	***2:27.557***	**(1)**	***72.43***		***12:32:06.500***
5 -	1:38.389	49.512	2:27.901	**(2)**	72.26	0.344	12:34:34.401

Weather / Track : Cloudy / Drying

Snetterton 300
Circuit Length = 2.9689 miles
Start: 12:22 Flag 12:38 End: 12:41

BMCRC - MRO Championships 2017 - Rnd 10 @ Snetterton 300

ACU Team Green Junior Cup & Senior 300 Series

RACE 5 - SECTOR ANALYSIS

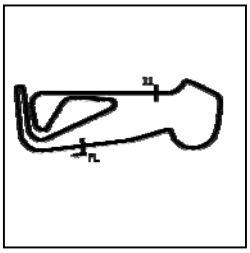

SECTOR 1 = FL to I1, SECTOR 2 = I1 to FL, DIFF = Difference To Personal Best Lap, P = Crossed Finish Line in Pit Lane, D = Time Disallowed

P28 111 S Sam REEVE Kawasaki -

IDEAL LAP TIME : 2:59.453 BEST LAP TIME : 3:00.724 DIFFERENCE : 1.271

LAP	SECTOR 1	SECTOR 2	LAP TIME	MPH	DIFF	TIME OF DAY
1 -		1:00.284	3:06.822	57.20	6.098	12:25:11.809
2 -	***1:59.405***	1:01.319	***3:00.724*** **(1)**	***59.14***		***12:28:12.533***
3 -	2:01.632	1:00.238	3:01.870 **(2)**	58.76	1.146	12:31:14.403
4 -	2:03.634	***1:00.048***	3:03.682 **(3)**	58.18	2.958	12:34:18.085

P29 11 S Josh HARVEY Kawasaki - NR Racing

IDEAL LAP TIME : 2:22.102 BEST LAP TIME : 2:23.622 DIFFERENCE : 1.520

LAP	SECTOR 1	SECTOR 2	LAP TIME	MPH	DIFF	TIME OF DAY
1 -		***47.308***	2:29.479	71.50	5.857	12:24:34.466
2 -	***1:34.794***	48.828	***2:23.622*** **(1)**	***74.41***		***12:26:58.088***
3 -	1:38.460	51.584	2:30.044 **(2)**	71.23	6.422	12:29:28.132

Weather / Track : Cloudy / Drying

Snetterton 300
Circuit Length = 2.9689 miles
Start: 12:22 Flag 12:38 End: 12:41

BMCRC - MRO Championships 2017 - Rnd 10 @ Snetterton 300

ACU Team Green Junior Cup & Senior 300 Series

RACE 5 - BEST SECTORS

SECTOR 1				SECTOR 2			IDEAL / BEST COMPARISON					
POS	NO	NAME	TIME	NO	NAME	TIME	POS	NO	NAME	IDEAL	BEST	DIFF
									PERFECT LAP	2:19.197		
1	3	LAMBDEN	**1:33.257**	3	LAMBDEN	**45.940**	1	3	LAMBDEN	2:19.197	2:19.418	0.221
2	82	HOLDSWORTH	**1:33.317**	82	HOLDSWORTH	**46.008**	2	82	HOLDSWORTH	2:19.325	2:19.495	0.170
3	86	KELMAN	**1:33.655**	86	KELMAN	**46.866**	3	86	KELMAN	2:20.521	2:20.521	0.000
4	11	HARVEY	**1:34.794**	36	FOWLE	**47.158**	4	11	HARVEY	2:22.102	2:23.622	1.520
5	56	STONE	**1:35.128**	11	HARVEY	**47.308**	5	56	STONE	2:22.905	2:23.360	0.455
6	65	BREESE	**1:35.387**	65	BREESE	**47.697**	6	36	FOWLE	2:22.921	2:22.921	0.000
7	36	FOWLE	**1:35.763**	56	STONE	**47.777**	7	65	BREESE	2:23.084	2:23.204	0.120
8	29	STONE	**1:36.140**	29	STONE	**48.052**	8	29	STONE	2:24.192	2:24.192	0.000
9	37	CLEMONS	**1:37.074**	37	CLEMONS	**48.275**	9	37	CLEMONS	2:25.349	2:25.646	0.297
10	25	JONES	**1:37.799**	888	MORRIS	**48.795**	10	888	MORRIS	2:27.000	2:27.077	0.077
11	888	MORRIS	**1:38.205**	67	MORRIS	**48.831**	11	25	JONES	2:27.037	2:27.557	0.520
12	67	MORRIS	**1:38.221**	22	SMYTH	**48.926**	12	67	MORRIS	2:27.052	2:27.389	0.337
13	23	ELLIS	**1:38.233**	28	STEWART	**49.001**	13	22	SMYTH	2:27.353	2:27.468	0.115
14	88	COURT	**1:38.260**	25	JONES	**49.238**	14	38	COUCHMAN	2:27.580	2:27.580	0.000
15	38	COUCHMAN	**1:38.303**	38	COUCHMAN	**49.277**	15	23	ELLIS	2:27.724	2:28.293	0.569
16	22	SMYTH	**1:38.427**	23	ELLIS	**49.491**	16	28	STEWART	2:28.100	2:28.100	0.000
17	28	STEWART	**1:39.099**	7	SHARMAN	**49.571**	17	88	COURT	2:28.359	2:28.752	0.393
18	7	SHARMAN	**1:39.512**	18	OFFER	**49.771**	18	7	SHARMAN	2:29.083	2:29.083	0.000
19	18	OFFER	**1:39.850**	88	COURT	**50.099**	19	18	OFFER	2:29.621	2:29.740	0.119
20	5	STEVENS	**1:40.269**	5	STEVENS	**50.118**	20	5	STEVENS	2:30.387	2:30.387	0.000
21	66	LE MASURIER	**1:40.962**	66	LE MASURIER	**50.754**	21	66	LE MASURIER	2:31.716	2:32.789	1.073
22	30	HOWELL	**1:41.925**	99	LE MASURIER	**50.965**	22	99	LE MASURIER	2:33.810	2:33.810	0.000
23	48	SABBARTON	**1:42.841**	30	HOWELL	**51.926**	23	30	HOWELL	2:33.851	2:34.120	0.269
24	99	LE MASURIER	**1:42.845**	48	SABBARTON	**52.657**	24	48	SABBARTON	2:35.498	2:35.563	0.065
25	44	SUTCH	**1:45.931**	44	SUTCH	**53.393**	25	44	SUTCH	2:39.324	2:39.415	0.091
26	32	MACKNESS	**1:47.608**	133	WOOLFALL	**54.733**	26	32	MACKNESS	2:42.477	2:42.477	0.000
27	133	WOOLFALL	**1:49.779**	32	MACKNESS	**54.869**	27	133	WOOLFALL	2:44.512	2:44.512	0.000
28	126	HOPKINS	**1:49.971**	126	HOPKINS	**57.256**	28	126	HOPKINS	2:47.227	2:48.382	1.155
29	111	REEVE	**1:59.405**	111	REEVE	**1:00.048**	29	111	REEVE	2:59.453	3:00.724	1.271

Weather / Track : Cloudy / Drying

Snetterton 300
Circuit Length = 2.9689 miles
Start: 12:22 Flag 12:38 End: 12:41

Results can be found at www.tsl-timing.com

Printed - 12:42 Sunday, 08 October 2017

BMCRC - MRO Championships 2017 - Rnd 10 @ Snetterton 300

ACU Team Green Junior Cup & Senior 300 Series

RACE 14 - GRID (5 Laps)

ROW 11							31	20	Kai DICKINSON
ROW 10	30	4	James DUTTON	3:00.724 29	111	Sam REEVE	2:48.382 28	126	Ruben HOPKINS
ROW 9	2:44.512 27	133	Peter WOOLFALL	2:42.477 26	32	John MACKNESS	2:39.415 25	44	Duane SUTCH
ROW 8	2:35.563 24	48	Kevin SABBARTON	2:34.120 23	30	Malcolm HOWELL	2:33.810 22	99	Jamie LE MASURIER
ROW 7	2:32.789 21	66	Paul LE MASURIER	2:30.387 20	5	Tom STEVENS	2:29.740 19	18	Indy OFFER
ROW 6	2:29.083 18	7	Michael SHARMAN	2:28.752 17	88	David COURT	2:28.293 16	23	Joe ELLIS
ROW 5	2:28.100 15	28	Leon STEWART	2:27.580 14	38	Bob COUCHMAN	2:27.557 13	25	Leon JONES
ROW 4	2:27.468 12	22	Samuel SMYTH	2:27.389 11	67	Tony MORRIS	2:27.077 10	888	Jeff MORRIS
ROW 3	2:25.646 9	37	Craig CLEMONS	2:24.192 8	29	Charlie STONE	2:23.622 7	11	Josh HARVEY
ROW 2	2:23.360 6	56	Michael STONE	2:23.204 5	65	Konrad BREESE	2:22.921 4	36	Harry FOWLE
ROW 1	2:20.521 3	86	Jamie KELMAN	2:19.495 2	82	Joe HOLDSWORTH	2:19.418 1	3	Joey LAMBDEN

Pole

Snetterton 300
Circuit Length = 2.9689 miles

These results are provisional until the conclusion of any judicial and technical matters.

Clerk Of Course :		Timekeeper :

Results can be found at www.tsl-timing.com

Printed - 12:44 Sunday, 08 October 2017

BMCRC - MRO Championships 2017 - Rnd 10 @ Snetterton 300

ACU Team Green Junior Cup & Senior 300 Series

RACE 14 - CLASSIFICATION

POS	NO	CL	PIC	NAME	ENTRY	LAPS	TIME	GAP	DIFF	MPH	BEST	ON
1	**82**	J	1	Joe HOLDSWORTH	Kawasaki - tintwise.com	**5**	11:43.581			75.95	**2:17.831**	5
2	**3**	J	2	Joey LAMBDEN	Kawasaki -	**5**	11:43.666	**0.085**	0.085	75.94	**2:17.662**	5
3	**36**	J	3	Harry FOWLE	Kawasaki - A.Fowle Joinery	**5**	11:55.469	**11.888**	11.803	74.69	**2:21.091**	2
4	**23**	J	4	Joe ELLIS	Kawasaki -	**5**	11:55.576	**11.995**	0.107	74.68	**2:21.073**	3
5	**86**	S	1	Jamie KELMAN	Kawasaki - Fastlane motorcycles	**5**	11:56.214	**12.633**	0.638	74.61	**2:21.854**	2
6	**56**	S	2	Michael STONE	Kawasaki -	**5**	11:58.760	**15.179**	2.546	74.35	**2:21.549**	3
7	**29**	S	3	Charlie STONE	Kawasaki -	**5**	12:11.186	**27.605**	12.426	73.08	**2:23.932**	3
8	**65**	S	4	Konrad BREESE	Kawasaki -	**5**	12:15.040	**31.459**	3.854	72.70	**2:24.570**	5
9	**37**	S	5	Craig CLEMONS	Kawasaki - The wife naomi	**5**	12:15.510	**31.929**	0.470	72.65	**2:24.875**	5
10	**888**	S	6	Jeff MORRIS	Kawasaki -	**5**	12:16.235	**32.654**	0.725	72.58	**2:25.207**	4
11	**5**	S	7	Tom STEVENS	Kawasaki -	**5**	12:24.765	**41.184**	8.530	71.75	**2:26.800**	2
12	**7**	S	8	Michael SHARMAN	Kawasaki -	**5**	12:25.195	**41.614**	0.430	71.71	**2:25.917**	2
13	**22**	S	9	Samuel SMYTH	Kawasaki -	**5**	12:25.978	**42.397**	0.783	71.63	**2:26.079**	2
14	**38**	S	10	Bob COUCHMAN	Kawasaki - Pinky Janey	**5**	12:26.036	**42.455**	0.058	71.63	**2:25.704**	4
15	**88**	S	11	David COURT	Kawasaki -	**5**	12:26.906	**43.325**	0.870	71.54	**2:27.065**	2
16	**25**	S	12	Leon JONES	Kawasaki - LCR Motorcycles	**5**	12:36.908	**53.327**	10.002	70.60	**2:28.672**	3
17	**67**	S	13	Tony MORRIS	Kawasaki - Chippy racing team	**5**	12:37.020	**53.439**	0.112	70.59	**2:27.996**	5
18	**66**	S	14	Paul LE MASURIER	Kawasaki - Pipework Solutions Ltd	**5**	12:44.481	**1:00.900**	7.461	69.90	**2:30.461**	2
19	**99**	J	5	Jamie LE MASURIER	Kawasaki - Pipework Solutions Ltd	**5**	12:50.044	**1:06.463**	5.563	69.39	**2:29.540**	2
20	**44**	S	15	Duane SUTCH	Kawasaki - Shawell Tuning and Racing Serv	**5**	13:04.762	**1:21.181**	14.718	68.09	**2:33.477**	5
21	**30**	S	16	Malcolm HOWELL	Kawasaki -	**5**	13:07.675	**1:24.094**	2.913	67.84	**2:32.644**	5
22	**48**	S	17	Kevin SABBARTON	Kawasaki -	**5**	13:09.631	**1:26.050**	1.956	67.67	**2:34.117**	5
23	**32**	S	18	John MACKNESS	Kawasaki - ME	**5**	13:45.920	**2:02.339**	36.289	64.70	**2:41.957**	5
24	**133**	S	19	Peter WOOLFALL	Kawasaki - Salisbury Cleaning Services	**5**	13:52.007	**2:08.426**	6.087	64.23	**2:44.278**	3
25	**126**	J	6	Ruben HOPKINS	Kawasaki - The Best Mum and Dad Ever :)	**5**	14:27.409	**2:43.828**	35.402	61.60	**2:49.483**	2
					NOT CLASSIFIED							
DNF	**28**	S		Leon STEWART	Kawasaki -	**3**	7:39.063	**2 Laps**	2 Laps	69.84	**2:28.314**	3
DNF	**18**	J		Indy OFFER	Kawasaki -	**2**	5:12.559	**3 Laps**	1 Lap	68.39	**2:31.344**	2
DNF	**111**	S		Sam REEVE	Kawasaki -	**0**						

FASTEST LAP

3	J	Joey LAMBDEN	Kawasaki -	**5**	2:17.662	77.64 mph	124.94 kph
56	S	Michael STONE	Kawasaki -	**3**	2:21.549	75.50 mph	121.51 kph

Class J - 90% of Race Speed = 68.35 mph
Class S - 90% of Race Speed = 67.14 mph

Snetterton 300
Circuit Length = 2.9689 miles
Start: 16:04 Flag 16:15 End: 16:18

Weather / Track : Cloudy / Dry
These results are provisional until the conclusion of any judicial and technical matters.

Clerk Of Course :		Timekeeper :

Results can be found at www.tsl-timing.com

Printed - 16:19 Sunday, 08 October 2017

BMCRC - MRO Championships 2017 - Rnd 10 @ Snetterton 300

ACU Team Green Junior Cup & Senior 300 Series

RACE 14 - LAP CHART

LAP 1 @ 16:06:27.639

NO	BEHIND	LAP TIME
82		2:27.500
36	0.452	2:27.952
86	0.805	2:28.305
3	1.321	2:28.821
56	1.865	2:29.365
23	2.042	2:29.542
888	5.764	2:33.264
65	6.492	2:33.992
29	6.658	2:34.158
37	6.668	2:34.168
22	8.933	2:36.433
88	9.350	2:36.850
5	9.745	2:37.245
25	11.223	2:38.723
38	11.412	2:38.912
7	11.989	2:39.489
67	12.320	2:39.820
28	12.926	2:40.426
66	13.167	2:40.667
18	13.715	2:41.215
99	14.177	2:41.677
44	17.977	2:45.477
48	19.561	2:47.061
30	20.193	2:47.693
32	25.128	2:52.628
133	25.929	2:53.429
126	35.603	3:03.103

LAP 2 @ 16:08:47.957

NO	BEHIND	LAP TIME
82		2:20.318
3	0.375	2:19.372
36	1.225	2:21.091
86	2.341	2:21.854
23	3.326	2:21.602
56	3.682	2:22.135
29	10.864	2:24.524
888	11.045	2:25.599
65	11.473	2:25.299
37	11.680	2:25.330
22	14.694	2:26.079
88	16.097	2:27.065
5	16.227	2:26.800
7	17.588	2:25.917
38	18.183	2:27.089
25	20.751	2:29.846
67	22.448	2:30.446
28	22.931	2:30.323
66	23.310	2:30.461
99	23.399	2:29.540
18	24.741	2:31.344
44	32.745	2:35.086
48	35.065	2:35.822
30	35.267	2:35.392
32	48.894	2:44.084
133	50.120	2:44.509
126	1:04.768	2:49.483

LAP 3 @ 16:11:07.109

NO	BEHIND	LAP TIME
82		2:19.152
3	0.156	2:18.933
36	4.235	2:22.162
86	5.066	2:21.877
23	5.247	2:21.073
56	6.079	2:21.549
29	15.644	2:23.932
65	17.648	2:25.327
37	17.750	2:25.222
888	18.551	2:26.658
22	23.310	2:27.768
5	23.920	2:26.845
88	24.458	2:27.513
7	25.177	2:26.741
38	26.901	2:27.870
25	30.271	2:28.672
28	32.093	2:28.314
67	32.834	2:29.538
66	34.665	2:30.507
99	36.208	2:31.961
44	49.619	2:36.026
30	52.402	2:36.287
48	52.496	2:36.583
32	1:13.083	2:43.341
133	1:15.246	2:44.278
126	1:36.896	2:51.280

LAP 4 @ 16:13:25.889

NO	BEHIND	LAP TIME
82		2:18.780
3	0.254	2:18.878
36	7.694	2:22.239
23	8.194	2:21.727
86	8.331	2:22.045
56	8.934	2:21.635
29	20.828	2:23.964
65	24.720	2:25.852
37	24.885	2:25.915
888	24.978	2:25.207
5	32.011	2:26.871
22	32.060	2:27.530
7	33.037	2:26.640
88	33.392	2:27.714
38	33.825	2:25.704
25	41.755	2:30.264
67	43.274	2:29.220
66	46.526	2:30.641
99	50.543	2:33.115
44	1:05.535	2:34.696
30	1:09.281	2:35.659
48	1:09.764	2:36.048
32	1:38.213	2:43.910
133	1:40.791	2:44.325
126	2:10.251	2:52.135

LAP 5 @ 16:15:43.720

NO	BEHIND	LAP TIME
82		2:17.831
3	0.085	2:17.662
36	11.888	2:22.025
23	11.995	2:21.632
86	12.633	2:22.133
56	15.179	2:24.076
29	27.605	2:24.608
65	31.459	2:24.570
37	31.929	2:24.875
888	32.654	2:25.507
5	41.184	2:27.004
7	41.614	2:26.408
22	42.397	2:28.168
38	42.455	2:26.461
88	43.325	2:27.764
25	53.327	2:29.403
67	53.439	2:27.996
66	1:00.900	2:32.205
99	1:06.463	2:33.751
44	1:21.181	2:33.477
30	1:24.094	2:32.644
48	1:26.050	2:34.117
32	2:02.339	2:41.957
133	2:08.426	2:45.466
126	2:43.828	2:51.408

Weather / Track : Cloudy / Dry

Snetterton 300
Circuit Length = 2.9689 miles
Start: 16:04 Flag 16:15 End: 16:18

Results can be found at www.tsl-timing.com

Printed - 16:20 Sunday, 08 October 2017

BMCRC - MRO Championships 2017 - Rnd 10 @ Snetterton 300

ACU Team Green Junior Cup & Senior 300 Series

RACE 14 - SECTOR ANALYSIS

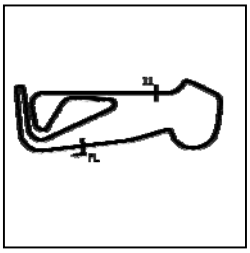

SECTOR 1 = FL to I1, SECTOR 2 = I1 to FL, DIFF = Difference To Personal Best Lap, P = Crossed Finish Line in Pit Lane, D = Time Disallowed

P1 82 J Joe HOLDSWORTH Kawasaki - tintwise.com

IDEAL LAP TIME : 2:17.831 BEST LAP TIME : 2:17.831 DIFFERENCE : 0.000

LAP	SECTOR 1	SECTOR 2	LAP TIME	MPH	DIFF	TIME OF DAY
1 -		46.452	2:27.500	72.46	9.669	16:06:27.639
2 -	1:34.034	46.284	2:20.318	76.17	2.487	16:08:47.957
3 -	1:33.300	45.852	2:19.152 **(3)**	76.80	1.321	16:11:07.109
4 -	1:33.070	45.710	2:18.780 **(2)**	77.01	0.949	16:13:25.889
5 -	***1:32.569***	***45.262***	***2:17.831*** **(1)**	***77.54***		***16:15:43.720***

P2 3 J Joey LAMBDEN Kawasaki -

IDEAL LAP TIME : 2:17.662 BEST LAP TIME : 2:17.662 DIFFERENCE : 0.000

LAP	SECTOR 1	SECTOR 2	LAP TIME	MPH	DIFF	TIME OF DAY
1 -		46.975	2:28.821	71.81	11.159	16:06:28.960
2 -	1:33.433	45.939	2:19.372	76.68	1.710	16:08:48.332
3 -	1:32.981	45.952	2:18.933 **(3)**	76.92	1.271	16:11:07.265
4 -	1:33.429	45.449	2:18.878 **(2)**	76.96	1.216	16:13:26.143
5 -	***1:32.260***	***45.402***	***2:17.662*** **(1)**	***77.64***		***16:15:43.805***

P3 36 J Harry FOWLE Kawasaki - A.Fowle Joinery

IDEAL LAP TIME : 2:21.091 BEST LAP TIME : 2:21.091 DIFFERENCE : 0.000

LAP	SECTOR 1	SECTOR 2	LAP TIME	MPH	DIFF	TIME OF DAY
1 -		46.364	2:27.952	72.24	6.861	16:06:28.091
2 -	***1:35.025***	***46.066***	***2:21.091*** **(1)**	***75.75***		***16:08:49.182***
3 -	1:35.213	46.949	2:22.162 **(3)**	75.18	1.071	16:11:11.344
4 -	1:35.456	46.783	2:22.239	75.14	1.148	16:13:33.583
5 -	1:35.236	46.789	2:22.025 **(2)**	75.25	0.934	16:15:55.608

P4 23 J Joe ELLIS Kawasaki -

IDEAL LAP TIME : 2:20.596 BEST LAP TIME : 2:21.073 DIFFERENCE : 0.477

LAP	SECTOR 1	SECTOR 2	LAP TIME	MPH	DIFF	TIME OF DAY
1 -		47.148	2:29.542	71.47	8.469	16:06:29.681
2 -	1:34.124	47.478	2:21.602 **(2)**	75.47	0.529	16:08:51.283
3 -	***1:33.946***	47.127	***2:21.073*** **(1)**	***75.76***		***16:11:12.356***
4 -	1:34.819	46.908	2:21.727	75.41	0.654	16:13:34.083
5 -	1:34.982	***46.650***	2:21.632 **(3)**	75.46	0.559	16:15:55.715

P5 86 S Jamie KELMAN Kawasaki - Fastlane motorcycles

IDEAL LAP TIME : 2:21.398 BEST LAP TIME : 2:21.854 DIFFERENCE : 0.456

LAP	SECTOR 1	SECTOR 2	LAP TIME	MPH	DIFF	TIME OF DAY
1 -		46.826	2:28.305	72.06	6.451	16:06:28.444
2 -	1:34.818	47.036	***2:21.854*** **(1)**	***75.34***		***16:08:50.298***
3 -	***1:34.652***	47.225	2:21.877 **(2)**	75.33	0.023	16:11:12.175
4 -	1:34.910	47.135	2:22.045 **(3)**	75.24	0.191	16:13:34.220
5 -	1:35.387	***46.746***	2:22.133	75.19	0.279	16:15:56.353

P6 56 S Michael STONE Kawasaki -

IDEAL LAP TIME : 2:21.217 BEST LAP TIME : 2:21.549 DIFFERENCE : 0.332

LAP	SECTOR 1	SECTOR 2	LAP TIME	MPH	DIFF	TIME OF DAY
1 -		***47.048***	2:29.365	71.55	7.816	16:06:29.504
2 -	1:34.224	47.911	2:22.135 **(3)**	75.19	0.586	16:08:51.639
3 -	1:34.474	47.075	***2:21.549*** **(1)**	***75.50***		***16:11:13.188***
4 -	***1:34.169***	47.466	2:21.635 **(2)**	75.46	0.086	16:13:34.823
5 -	1:35.083	48.993	2:24.076	74.18	2.527	16:15:58.899

P7 29 S Charlie STONE Kawasaki -

IDEAL LAP TIME : 2:23.913 BEST LAP TIME : 2:23.932 DIFFERENCE : 0.019

LAP	SECTOR 1	SECTOR 2	LAP TIME	MPH	DIFF	TIME OF DAY

Weather / Track : Cloudy / Dry

Snetterton 300
Circuit Length = 2.9689 miles
Start: 16:04 Flag 16:15 End: 16:18

BMCRC - MRO Championships 2017 - Rnd 10 @ Snetterton 300

ACU Team Green Junior Cup & Senior 300 Series

RACE 14 - SECTOR ANALYSIS

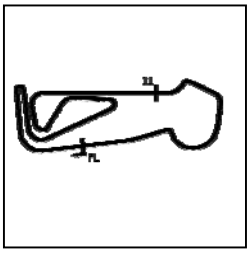

SECTOR 1 = FL to I1, SECTOR 2 = I1 to FL, DIFF = Difference To Personal Best Lap, P = Crossed Finish Line in Pit Lane, D = Time Disallowed

1 -		48.517	2:34.158	69.33	10.226	16:06:34.297
2 -	1:36.582	47.942	2:24.524 (3)	73.95	0.592	16:08:58.821
3 -	1:36.459	***47.473***	***2:23.932 (1)***	***74.25***		***16:11:22.753***
4 -	***1:36.440***	47.524	2:23.964 (2)	74.24	0.032	16:13:46.717
5 -	1:36.637	47.971	2:24.608	73.91	0.676	16:16:11.325

P8 65 S Konrad BREESE Kawasaki -

IDEAL LAP TIME : 2:24.570 BEST LAP TIME : 2:24.570 DIFFERENCE : 0.000

LAP	SECTOR 1	SECTOR 2	LAP TIME	MPH	DIFF	TIME OF DAY
1 -		48.528	2:33.992	69.40	9.422	16:06:34.131
2 -	1:37.116	48.183	2:25.299 (2)	73.55	0.729	16:08:59.430
3 -	1:37.261	48.066	2:25.327 (3)	73.54	0.757	16:11:24.757
4 -	1:37.407	48.445	2:25.852	73.28	1.282	16:13:50.609
5 -	***1:36.840***	***47.730***	***2:24.570 (1)***	***73.93***		***16:16:15.179***

P9 37 S Craig CLEMONS Kawasaki - The wife naomi

IDEAL LAP TIME : 2:24.828 BEST LAP TIME : 2:24.875 DIFFERENCE : 0.047

LAP	SECTOR 1	SECTOR 2	LAP TIME	MPH	DIFF	TIME OF DAY
1 -		48.575	2:34.168	69.32	9.293	16:06:34.307
2 -	1:37.284	***48.046***	2:25.330 (3)	73.54	0.455	16:08:59.637
3 -	1:37.129	48.093	2:25.222 (2)	73.59	0.347	16:11:24.859
4 -	1:37.447	48.468	2:25.915	73.24	1.040	16:13:50.774
5 -	***1:36.782***	48.093	***2:24.875 (1)***	***73.77***		***16:16:15.649***

P10 888 S Jeff MORRIS Kawasaki -

IDEAL LAP TIME : 2:24.628 BEST LAP TIME : 2:25.207 DIFFERENCE : 0.579

LAP	SECTOR 1	SECTOR 2	LAP TIME	MPH	DIFF	TIME OF DAY
1 -		***47.690***	2:33.264	69.73	8.057	16:06:33.403
2 -	1:37.161	48.438	2:25.599 (3)	73.40	0.392	16:08:59.002
3 -	1:38.526	48.132	2:26.658	72.87	1.451	16:11:25.660
4 -	***1:36.938***	48.269	***2:25.207 (1)***	***73.60***		***16:13:50.867***
5 -	1:37.222	48.285	2:25.507 (2)	73.45	0.300	16:16:16.374

P11 5 S Tom STEVENS Kawasaki -

IDEAL LAP TIME : 2:26.494 BEST LAP TIME : 2:26.800 DIFFERENCE : 0.306

LAP	SECTOR 1	SECTOR 2	LAP TIME	MPH	DIFF	TIME OF DAY
1 -		49.025	2:37.245	67.97	10.445	16:06:37.384
2 -	1:38.035	***48.765***	***2:26.800 (1)***	***72.80***		***16:09:04.184***
3 -	1:37.918	48.927	2:26.845 (2)	72.78	0.045	16:11:31.029
4 -	***1:37.729***	49.142	2:26.871 (3)	72.77	0.071	16:13:57.900
5 -	1:38.087	48.917	2:27.004	72.70	0.204	16:16:24.904

P12 7 S Michael SHARMAN Kawasaki -

IDEAL LAP TIME : 2:25.314 BEST LAP TIME : 2:25.917 DIFFERENCE : 0.603

LAP	SECTOR 1	SECTOR 2	LAP TIME	MPH	DIFF	TIME OF DAY
1 -		50.944	2:39.489	67.01	13.572	16:06:39.628
2 -	1:36.996	48.921	***2:25.917 (1)***	***73.24***		***16:09:05.545***
3 -	1:38.263	***48.478***	2:26.741	72.83	0.824	16:11:32.286
4 -	***1:36.836***	49.804	2:26.640 (3)	72.88	0.723	16:13:58.926
5 -	1:37.134	49.274	2:26.408 (2)	73.00	0.491	16:16:25.334

P13 22 S Samuel SMYTH Kawasaki -

IDEAL LAP TIME : 2:25.794 BEST LAP TIME : 2:26.079 DIFFERENCE : 0.285

LAP	SECTOR 1	SECTOR 2	LAP TIME	MPH	DIFF	TIME OF DAY
1 -		***48.297***	2:36.433	68.32	10.354	16:06:36.572
2 -	***1:37.497***	48.582	***2:26.079 (1)***	***73.16***		***16:09:02.651***
3 -	1:39.008	48.760	2:27.768 (3)	72.33	1.689	16:11:30.419
4 -	1:38.367	49.163	2:27.530 (2)	72.44	1.451	16:13:57.949

Weather / Track : Cloudy / Dry

Snetterton 300
Circuit Length = 2.9689 miles
Start: 16:04 Flag 16:15 End: 16:18

BMCRC - MRO Championships 2017 - Rnd 10 @ Snetterton 300

ACU Team Green Junior Cup & Senior 300 Series

RACE 14 - SECTOR ANALYSIS

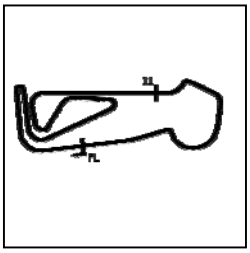

SECTOR 1 = FL to I1, SECTOR 2 = I1 to FL, DIFF = Difference To Personal Best Lap, P = Crossed Finish Line in Pit Lane, D = Time Disallowed

5 -	1:38.355	49.813	2:28.168	72.13	2.089	16:16:26.117

P14 38 S Bob COUCHMAN Kawasaki - Pinky Janey

IDEAL LAP TIME : 2:25.694 BEST LAP TIME : 2:25.704 DIFFERENCE : 0.010

LAP	SECTOR 1	SECTOR 2	LAP TIME	MPH	DIFF	TIME OF DAY
1 -		50.485	2:38.912	67.25	13.208	16:06:39.051
2 -	1:38.139	48.950	2:27.089 **(3)**	72.66	1.385	16:09:06.140
3 -	1:37.846	50.024	2:27.870	72.28	2.166	16:11:34.010
4 -	1:37.045	***48.659***	***2:25.704*** **(1)**	***73.35***		***16:13:59.714***
5 -	***1:37.035***	49.426	2:26.461 **(2)**	72.97	0.757	16:16:26.175

P15 88 S David COURT Kawasaki -

IDEAL LAP TIME : 2:26.485 BEST LAP TIME : 2:27.065 DIFFERENCE : 0.580

LAP	SECTOR 1	SECTOR 2	LAP TIME	MPH	DIFF	TIME OF DAY
1 -		***48.989***	2:36.850	68.14	9.785	16:06:36.989
2 -	***1:37.496***	49.569	***2:27.065*** **(1)**	***72.67***		***16:09:04.054***
3 -	1:37.843	49.670	2:27.513 **(2)**	72.45	0.448	16:11:31.567
4 -	1:37.570	50.144	2:27.714 **(3)**	72.35	0.649	16:13:59.281
5 -	1:38.537	49.227	2:27.764	72.33	0.699	16:16:27.045

P16 25 S Leon JONES Kawasaki - LCR Motorcycles

IDEAL LAP TIME : 2:28.630 BEST LAP TIME : 2:28.672 DIFFERENCE : 0.042

LAP	SECTOR 1	SECTOR 2	LAP TIME	MPH	DIFF	TIME OF DAY
1 -		50.421	2:38.723	67.33	10.051	16:06:38.862
2 -	1:40.717	***49.129***	2:29.846 **(3)**	71.32	1.174	16:09:08.708
3 -	***1:39.501***	49.171	***2:28.672*** **(1)**	***71.89***		***16:11:37.380***
4 -	1:40.240	50.024	2:30.264	71.12	1.592	16:14:07.644
5 -	1:39.796	49.607	2:29.403 **(2)**	71.53	0.731	16:16:37.047

P17 67 S Tony MORRIS Kawasaki - Chippy racing team

IDEAL LAP TIME : 2:27.996 BEST LAP TIME : 2:27.996 DIFFERENCE : 0.000

LAP	SECTOR 1	SECTOR 2	LAP TIME	MPH	DIFF	TIME OF DAY
1 -		51.739	2:39.820	66.87	11.824	16:06:39.959
2 -	1:40.434	50.012	2:30.446	71.04	2.450	16:09:10.405
3 -	1:39.652	49.886	2:29.538 **(3)**	71.47	1.542	16:11:39.943
4 -	1:39.424	49.796	2:29.220 **(2)**	71.62	1.224	16:14:09.163
5 -	***1:38.685***	***49.311***	***2:27.996*** **(1)**	***72.21***		***16:16:37.159***

P18 66 S Paul LE MASURIER Kawasaki - Pipework Solutions Ltd

IDEAL LAP TIME : 2:29.751 BEST LAP TIME : 2:30.461 DIFFERENCE : 0.710

LAP	SECTOR 1	SECTOR 2	LAP TIME	MPH	DIFF	TIME OF DAY
1 -		***49.840***	2:40.667	66.52	10.206	16:06:40.806
2 -	1:39.970	50.491	***2:30.461*** **(1)**	***71.03***		***16:09:11.267***
3 -	1:40.620	49.887	2:30.507 **(2)**	71.01	0.046	16:11:41.774
4 -	***1:39.911***	50.730	2:30.641 **(3)**	70.95	0.180	16:14:12.415
5 -	1:41.144	51.061	2:32.205	70.22	1.744	16:16:44.620

P19 99 J Jamie LE MASURIER Kawasaki - Pipework Solutions Ltd

IDEAL LAP TIME : 2:29.540 BEST LAP TIME : 2:29.540 DIFFERENCE : 0.000

LAP	SECTOR 1	SECTOR 2	LAP TIME	MPH	DIFF	TIME OF DAY
1 -		50.485	2:41.677	66.10	12.137	16:06:41.816
2 -	***1:39.481***	***50.059***	***2:29.540*** **(1)**	***71.47***		***16:09:11.356***
3 -	1:41.490	50.471	2:31.961 **(2)**	70.33	2.421	16:11:43.317
4 -	1:41.904	51.211	2:33.115 **(3)**	69.80	3.575	16:14:16.432
5 -	1:42.162	51.589	2:33.751	69.51	4.211	16:16:50.183

Weather / Track : Cloudy / Dry

Snetterton 300
Circuit Length = 2.9689 miles
Start: 16:04 Flag 16:15 End: 16:18

BMCRC - MRO Championships 2017 - Rnd 10 @ Snetterton 300

ACU Team Green Junior Cup & Senior 300 Series

RACE 14 - SECTOR ANALYSIS

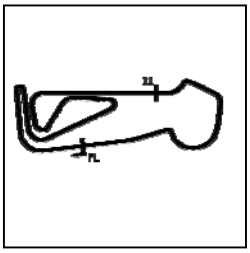

SECTOR 1 = FL to I1, SECTOR 2 = I1 to FL, DIFF = Difference To Personal Best Lap, P = Crossed Finish Line in Pit Lane, D = Time Disallowed

P20 44 S Duane SUTCH Kawasaki - Shawell Tuning and Racing Serv

IDEAL LAP TIME : 2:33.477 BEST LAP TIME : 2:33.477 DIFFERENCE : 0.000

LAP	SECTOR 1	SECTOR 2	LAP TIME	MPH	DIFF	TIME OF DAY
1 -		51.771	2:45.477	64.58	12.000	16:06:45.616
2 -	1:43.220	51.866	2:35.086 (3)	68.91	1.609	16:09:20.702
3 -	1:44.122	51.904	2:36.026	68.50	2.549	16:11:56.728
4 -	1:42.850	51.846	2:34.696 (2)	69.09	1.219	16:14:31.424
5 -	***1:42.367***	***51.110***	***2:33.477 (1)***	***69.63***		***16:17:04.901***

P21 30 S Malcolm HOWELL Kawasaki -

IDEAL LAP TIME : 2:32.644 BEST LAP TIME : 2:32.644 DIFFERENCE : 0.000

LAP	SECTOR 1	SECTOR 2	LAP TIME	MPH	DIFF	TIME OF DAY
1 -		53.261	2:47.693	63.73	15.049	16:06:47.832
2 -	1:42.627	52.765	2:35.392 (2)	68.78	2.748	16:09:23.224
3 -	1:43.526	52.761	2:36.287	68.38	3.643	16:11:59.511
4 -	1:43.215	52.444	2:35.659 (3)	68.66	3.015	16:14:35.170
5 -	***1:41.624***	***51.020***	***2:32.644 (1)***	***70.01***		***16:17:07.814***

P22 48 S Kevin SABBARTON Kawasaki -

IDEAL LAP TIME : 2:34.117 BEST LAP TIME : 2:34.117 DIFFERENCE : 0.000

LAP	SECTOR 1	SECTOR 2	LAP TIME	MPH	DIFF	TIME OF DAY
1 -		52.822	2:47.061	63.97	12.944	16:06:47.200
2 -	1:43.112	52.710	2:35.822 (2)	68.59	1.705	16:09:23.022
3 -	1:43.462	53.121	2:36.583	68.25	2.466	16:11:59.605
4 -	1:42.811	53.237	2:36.048 (3)	68.49	1.931	16:14:35.653
5 -	***1:41.932***	***52.185***	***2:34.117 (1)***	***69.35***		***16:17:09.770***

P23 32 S John MACKNESS Kawasaki - ME

IDEAL LAP TIME : 2:41.957 BEST LAP TIME : 2:41.957 DIFFERENCE : 0.000

LAP	SECTOR 1	SECTOR 2	LAP TIME	MPH	DIFF	TIME OF DAY
1 -		55.388	2:52.628	61.91	10.671	16:06:52.767
2 -	1:48.435	55.649	2:44.084	65.13	2.127	16:09:36.851
3 -	1:47.974	55.367	2:43.341 (2)	65.43	1.384	16:12:20.192
4 -	1:48.694	55.216	2:43.910 (3)	65.20	1.953	16:15:04.102
5 -	***1:47.861***	***54.096***	***2:41.957 (1)***	***65.99***		***16:17:46.059***

P24 133 S Peter WOOLFALL Kawasaki - Salisbury Cleaning Services

IDEAL LAP TIME : 2:43.771 BEST LAP TIME : 2:44.278 DIFFERENCE : 0.507

LAP	SECTOR 1	SECTOR 2	LAP TIME	MPH	DIFF	TIME OF DAY
1 -		54.965	2:53.429	61.62	9.151	16:06:53.568
2 -	1:49.763	54.746	2:44.509 (3)	64.96	0.231	16:09:38.077
3 -	1:50.004	***54.274***	***2:44.278 (1)***	***65.06***		***16:12:22.355***
4 -	***1:49.497***	54.828	2:44.325 (2)	65.04	0.047	16:15:06.680
5 -	1:50.191	55.275	2:45.466	64.59	1.188	16:17:52.146

P25 126 J Ruben HOPKINS Kawasaki - The Best Mum and Dad Ever :)

IDEAL LAP TIME : 2:49.483 BEST LAP TIME : 2:49.483 DIFFERENCE : 0.000

LAP	SECTOR 1	SECTOR 2	LAP TIME	MPH	DIFF	TIME OF DAY
1 -		58.830	3:03.103	58.37	13.620	16:07:03.242
2 -	***1:51.763***	***57.720***	***2:49.483 (1)***	***63.06***		***16:09:52.725***
3 -	1:51.873	59.407	2:51.280 (2)	62.40	1.797	16:12:44.005
4 -	1:53.442	58.693	2:52.135	62.09	2.652	16:15:36.140
5 -	1:52.658	58.750	2:51.408 (3)	62.35	1.925	16:18:27.548

P26 28 S Leon STEWART Kawasaki -

IDEAL LAP TIME : 2:27.386 BEST LAP TIME : 2:28.314 DIFFERENCE : 0.928

LAP	SECTOR 1	SECTOR 2	LAP TIME	MPH	DIFF	TIME OF DAY

Weather / Track : Cloudy / Dry

Snetterton 300
Circuit Length = 2.9689 miles
Start: 16:04 Flag 16:15 End: 16:18

BMCRC - MRO Championships 2017 - Rnd 10 @ Snetterton 300

ACU Team Green Junior Cup & Senior 300 Series

RACE 14 - SECTOR ANALYSIS

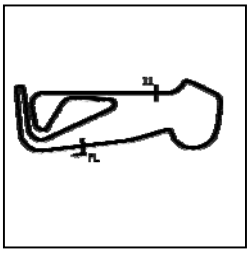

SECTOR 1 = FL to I1, SECTOR 2 = I1 to FL, DIFF = Difference To Personal Best Lap, P = Crossed Finish Line in Pit Lane, D = Time Disallowed

1 -		50.264	2:40.426	66.62	12.112	16:06:40.565
2 -	1:40.249	50.074	2:30.323 **(2)**	71.10	2.009	16:09:10.888
3 -	1:39.229	***49.085***	***2:28.314*** **(1)**	***72.06***		***16:11:39.202***

P27 18 J Indy OFFER Kawasaki -

IDEAL LAP TIME : 2:30.937 BEST LAP TIME : 2:31.344 DIFFERENCE : 0.407

LAP	SECTOR 1	SECTOR 2	LAP TIME	MPH	DIFF	TIME OF DAY
1 -		***50.175***	2:41.215	66.29	9.871	16:06:41.354
2 -	***1:40.762***	50.582	***2:31.344*** **(1)**	***70.62***		***16:09:12.698***

Weather / Track : Cloudy / Dry

Snetterton 300
Circuit Length = 2.9689 miles
Start: 16:04 Flag 16:15 End: 16:18

BMCRC - MRO Championships 2017 - Rnd 10 @ Snetterton 300

ACU Team Green Junior Cup & Senior 300 Series

RACE 14 - BEST SECTORS

SECTOR 1				SECTOR 2				IDEAL / BEST COMPARISON					
POS	NO	NAME	TIME	NO	NAME	TIME		POS	NO	NAME	IDEAL	BEST	DIFF
										PERFECT LAP	2:17.522		
1	3	LAMBDEN	**1:32.260**	82	HOLDSWORTH	**45.262**		1	3	LAMBDEN	2:17.662	2:17.662	0.000
2	82	HOLDSWORTH	**1:32.569**	3	LAMBDEN	**45.402**		2	82	HOLDSWORTH	2:17.831	2:17.831	0.000
3	23	ELLIS	**1:33.946**	36	FOWLE	**46.066**		3	23	ELLIS	2:20.596	2:21.073	0.477
4	56	STONE	**1:34.169**	23	ELLIS	**46.650**		4	36	FOWLE	2:21.091	2:21.091	0.000
5	86	KELMAN	**1:34.652**	86	KELMAN	**46.746**		5	56	STONE	2:21.217	2:21.549	0.332
6	36	FOWLE	**1:35.025**	56	STONE	**47.048**		6	86	KELMAN	2:21.398	2:21.854	0.456
7	29	STONE	**1:36.440**	29	STONE	**47.473**		7	29	STONE	2:23.913	2:23.932	0.019
8	37	CLEMONS	**1:36.782**	888	MORRIS	**47.690**		8	65	BREESE	2:24.570	2:24.570	0.000
9	7	SHARMAN	**1:36.836**	65	BREESE	**47.730**		9	888	MORRIS	2:24.628	2:25.207	0.579
10	65	BREESE	**1:36.840**	37	CLEMONS	**48.046**		10	37	CLEMONS	2:24.828	2:24.875	0.047
11	888	MORRIS	**1:36.938**	22	SMYTH	**48.297**		11	7	SHARMAN	2:25.314	2:25.917	0.603
12	38	COUCHMAN	**1:37.035**	7	SHARMAN	**48.478**		12	38	COUCHMAN	2:25.694	2:25.704	0.010
13	88	COURT	**1:37.496**	38	COUCHMAN	**48.659**		13	22	SMYTH	2:25.794	2:26.079	0.285
14	22	SMYTH	**1:37.497**	5	STEVENS	**48.765**		14	88	COURT	2:26.485	2:27.065	0.580
15	5	STEVENS	**1:37.729**	88	COURT	**48.989**		15	5	STEVENS	2:26.494	2:26.800	0.306
16	28	STEWART	**1:38.301**	28	STEWART	**49.085**		16	28	STEWART	2:27.386	2:28.314	0.928
17	67	MORRIS	**1:38.685**	25	JONES	**49.129**		17	67	MORRIS	2:27.996	2:27.996	0.000
18	99	LE MASURIER	**1:39.481**	67	MORRIS	**49.311**		18	25	JONES	2:28.630	2:28.672	0.042
19	25	JONES	**1:39.501**	66	LE MASURIER	**49.840**		19	99	LE MASURIER	2:29.540	2:29.540	0.000
20	66	LE MASURIER	**1:39.911**	99	LE MASURIER	**50.059**		20	66	LE MASURIER	2:29.751	2:30.461	0.710
21	18	OFFER	**1:40.762**	18	OFFER	**50.175**		21	18	OFFER	2:30.937	2:31.344	0.407
22	30	HOWELL	**1:41.624**	30	HOWELL	**51.020**		22	30	HOWELL	2:32.644	2:32.644	0.000
23	48	SABBARTON	**1:41.932**	44	SUTCH	**51.110**		23	44	SUTCH	2:33.477	2:33.477	0.000
24	44	SUTCH	**1:42.367**	48	SABBARTON	**52.185**		24	48	SABBARTON	2:34.117	2:34.117	0.000
25	32	MACKNESS	**1:47.861**	32	MACKNESS	**54.096**		25	32	MACKNESS	2:41.957	2:41.957	0.000
26	133	WOOLFALL	**1:49.497**	133	WOOLFALL	**54.274**		26	133	WOOLFALL	2:43.771	2:44.278	0.507
27	126	HOPKINS	**1:51.763**	126	HOPKINS	**57.720**		27	126	HOPKINS	2:49.483	2:49.483	0.000
28													

Weather / Track : Cloudy / Dry

Snetterton 300
Circuit Length = 2.9689 miles
Start: 16:04 Flag 16:15 End: 16:18

Results can be found at www.tsl-timing.com

Printed - 16:20 Sunday, 08 October 2017

BMCRC-MRO Championships 2017 supported by Dickies

MRO 600 inc Clubman 600

Snetterton 300

7th & 8th October 2017

Results Provided by Timing Solutions Ltd
www.tsl-timing.com

Snetterton 300

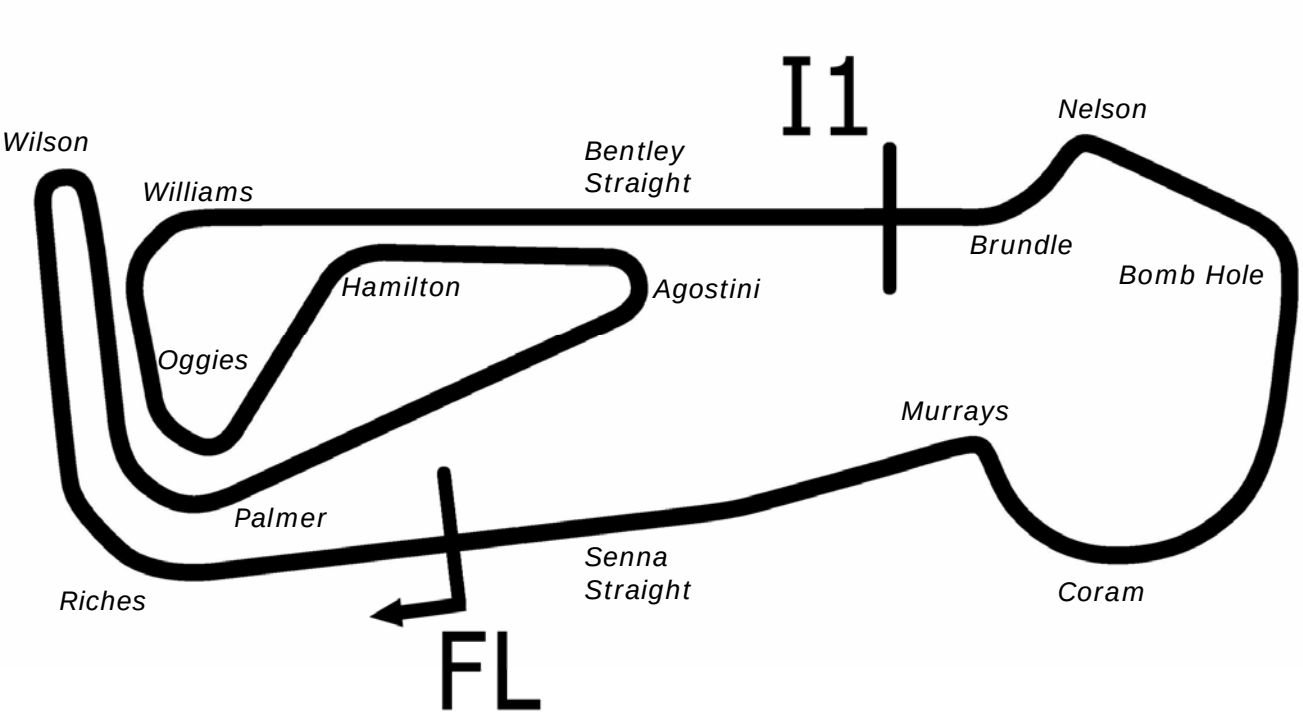

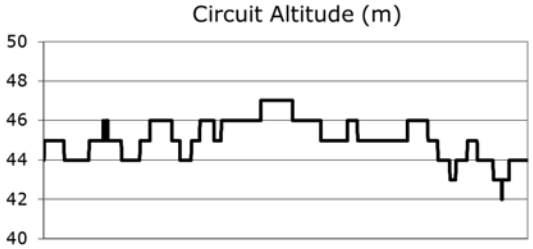

Length	2.9689 miles	4778.0 m	
FL		52.46340 N	0.94476 E
I1	3198m	52.46617 N	0.94964 E
Pit Entry	4572m	52.46364 N	0.94774 E
Pit Exit	40m after FL	52.46338 N	0.94420 E

Pit Entry–Pit Exit 246m, 14.7s @60kph, 11.0s @80kph

All results available at www.tsl-timing.com

BMCRC - MRO Championships 2017 - Rnd 10 @ Snetterton 300

Team Respro MRO 600 inc Clubman 600

QUALIFYING - CLASSIFICATION

POS	NO	CL	PIC	NAME	ENTRY	TIME	ON	LAPS	GAP	DIFF	MPH
1	52		1	Tommy PHILP	Yamaha - Draper vent	2:18.566	3	3			77.13
2	10	C	1	Paul WILBY	Kawasaki -	2:22.439	6	6	3.873	3.873	75.03
3	46		2	Harry ROWLINGS	Triumph - Bernard Elliott racing / Steve Jordan motorcycle	2:22.980	6	6	4.414	0.541	74.75
4	53	C	2	Jason SIGGS	Yamaha - J Siggs Construction	2:24.686	5	5	6.120	1.706	73.87
5	112		3	James NAGY	Kawasaki -	2:24.875	3	6	6.309	0.189	73.77
6	15		4	Aaron CLARKE	Yamaha - Yamaha	2:25.493	3	3	6.927	0.618	73.46
7	14		5	Chris BURRAGE	Yamaha - Seton tuning	2:26.319	5	5	7.753	0.826	73.04
8	44		6	Hayden PLATTON	Kawasaki - NR Racing	2:26.624	4	5	8.058	0.305	72.89
9	41		7	Milo WARD	Kawasaki - ALDE	2:28.700	1	1	10.134	2.076	71.87
10	56	C	3	Michael MILLS	Yamaha - A51 Racing	2:28.737	3	3	10.171	0.037	71.85
11	173		8	Stephen DRAPER	Kawasaki -	2:29.044	3	3	10.478	0.307	71.71
12	17	C	4	Philip BAKER	Triumph - Ashford accident repair center	2:29.749	4	5	11.183	0.705	71.37
13	83		9	Talan SKEELS-PIGGINS	Suzuki - McMillan Williams	2:29.854	5	5	11.288	0.105	71.32
14	78		10	Dan BEIGHTON	Kawasaki - johns motorcycle news	2:31.483	4	5	12.917	1.629	70.55
15	192	C	5	Daniel MOFFA	Triumph - DM Racing	2:31.905	5	5	13.339	0.422	70.36
16	40		11	David SHELVEY	Suzuki - ymark.com	2:32.030	3	5	13.464	0.125	70.30
17	164	C	6	David LENEHAN	Yamaha - Gradewell Plant & Haulage	2:35.543	3	3	16.977	3.513	68.71
18	50	C	7	Kris MURPHY	Yamaha - Rocksaw Racing - PASNutrition.co.uk	2:35.830	5	5	17.264	0.287	68.58
19	98	C	8	Lee ELLIS	Yamaha - My Wife!	2:37.030	3	5	18.464	1.200	68.06
20	147	C	9	Sean CHASTON	Yamaha - Hyside Motorcycles	2:37.183	2	2	18.617	0.153	67.99
21	57		12	Theo RUTTER	Yamaha - Sublime Designs Racing/RRC	2:38.057	5	5	19.491	0.874	67.62
22	4		13	Connor MOODY	Kawasaki -	2:39.214	4	5	20.648	1.157	67.13
23	5		14	Martin FOORD	Kawasaki - More moto	2:39.462	1	1	20.896	0.248	67.02
24	143	C	10	Daire PRENDERGAST	Kawasaki - Emerald Plant Services	2:39.896	3	3	21.330	0.434	66.84
25	179	C	11	Lee SILVAIN	Yamaha - KS Autos / That'll do racing	2:40.557	3	4	21.991	0.661	66.56
26	51	C	12	Andrew DURANT	Honda -	2:40.858	3	4	22.292	0.301	66.44
27	181	C	13	Gary CROFT	Yamaha - Big G Racing & Little e	2:43.725	5	5	25.159	2.867	65.28
28	16	C	14	Ollie SHOTTON	Kawasaki -	2:44.902	3	3	26.336	1.177	64.81
29	67		15	Tony COE	Yamaha -	2:45.822	3	3	27.256	0.920	64.45
30	99		16	Michael SIMMONS	Yamaha - Westcountry Windings	2:57.849	1	1	39.283	12.027	60.09
31	226		17	Adam HARTGROVE	Yamaha - Technical lifting services limited			0			
32	127		18	David TINKLER	Yamaha - alltrades/tinklers m/cycles			0			
33	11		19	Josh HARVEY	Yamaha - NR Racing			0			
34	81	C	15	Liam DUFFETT	Kawasaki - MFM Track Bikes			0			

Snetterton 300
Circuit Length = 2.9689 miles
Start: 09:00 Flag 09:13 End: 09:16

Weather / Track : Cloudy / Wet

These results are provisional until the conclusion of any judicial and technical matters.

Clerk Of Course :		Timekeeper :

Results can be found at www.tsl-timing.com

Printed - 09:49 Saturday, 07 October 2017

BMCRC - MRO Championships 2017 - Rnd 10 @ Snetterton 300

Team Respro MRO 600 inc Clubman 600

QUALIFYING - SECTOR ANALYSIS

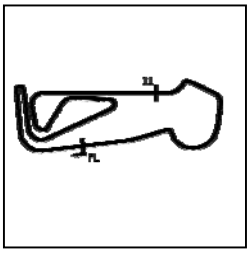

SECTOR 1 = FL to I1, SECTOR 2 = I1 to FL, DIFF = Difference To Personal Best Lap, P = Crossed Finish Line in Pit Lane, D = Time Disallowed

P1 52 Tommy PHILP — Yamaha - Draper vent

IDEAL LAP TIME : 2:18.566 BEST LAP TIME : 2:18.566 DIFFERENCE : 0.000

LAP	SECTOR 1	SECTOR 2	LAP TIME	MPH	DIFF	TIME OF DAY
1 -	1:41.320	49.991	2:31.311 (3)	70.63	12.745	09:03:06.926
2 -	1:35.184	48.078	2:23.262 (2)	74.60	4.696	09:05:30.188
3 -	***1:31.397***	***47.169***	***2:18.566 (1)***	***77.13***		***09:07:48.754***

P2 10 C Paul WILBY — Kawasaki -

IDEAL LAP TIME : 2:22.439 BEST LAP TIME : 2:22.439 DIFFERENCE : 0.000

LAP	SECTOR 1	SECTOR 2	LAP TIME	MPH	DIFF	TIME OF DAY
1 -	1:44.658	52.834	2:37.492	67.86	15.053	09:03:10.043
2 -	1:40.946	50.631	2:31.577	70.51	9.138	09:05:41.620
3 -	1:38.518	47.911	2:26.429	72.99	3.990	09:08:08.049
4 -	1:36.228	48.877	2:25.105 (2)	73.65	2.666	09:10:33.154
5 -	1:38.108	48.197	2:26.305 (3)	73.05	3.866	09:12:59.459
6 -	***1:34.778***	***47.661***	***2:22.439 (1)***	***75.03***		***09:15:21.898***

P3 46 Harry ROWLINGS — Triumph - Bernard Elliott racing / Steve Jordan motorcycles

IDEAL LAP TIME : 2:22.980 BEST LAP TIME : 2:22.980 DIFFERENCE : 0.000

LAP	SECTOR 1	SECTOR 2	LAP TIME	MPH	DIFF	TIME OF DAY
1 -	1:45.799	51.001	2:36.800	68.16	13.820	09:03:14.061
2 -	1:39.091	49.083	2:28.174	72.13	5.194	09:05:42.235
3 -	1:39.475	48.823	2:28.298	72.07	5.318	09:08:10.533
4 -	1:38.208	48.713	2:26.921 (3)	72.74	3.941	09:10:37.454
5 -	1:37.075	49.159	2:26.234 (2)	73.08	3.254	09:13:03.688
6 -	***1:35.182***	***47.798***	***2:22.980 (1)***	***74.75***		***09:15:26.668***

P4 53 C Jason SIGGS — Yamaha - J Siggs Construction

IDEAL LAP TIME : 2:24.686 BEST LAP TIME : 2:24.686 DIFFERENCE : 0.000

LAP	SECTOR 1	SECTOR 2	LAP TIME	MPH	DIFF	TIME OF DAY
1 -	1:48.149	53.621	2:41.770	66.06	17.084	09:03:36.205
2 -	1:42.629	51.255	2:33.884	69.45	9.198	09:06:10.089
3 -	1:38.958	49.721	2:28.679 (3)	71.88	3.993	09:08:38.768
4 -	1:36.360	49.283	2:25.643 (2)	73.38	0.957	09:11:04.411
5 -	***1:35.838***	***48.848***	***2:24.686 (1)***	***73.87***		***09:13:29.097***

P5 112 James NAGY — Kawasaki -

IDEAL LAP TIME : 2:24.443 BEST LAP TIME : 2:24.875 DIFFERENCE : 0.432

LAP	SECTOR 1	SECTOR 2	LAP TIME	MPH	DIFF	TIME OF DAY
1 -	1:47.534	51.597	2:39.131	67.16	14.256	09:03:16.065
2 -	1:39.052	51.004	2:30.056	71.22	5.181	09:05:46.121
3 -	***1:36.056***	48.819	***2:24.875 (1)***	***73.77***		***09:08:10.996***
4 -	1:36.977	49.526	2:26.503 (3)	72.95	1.628	09:10:37.499
5 -	1:37.394	50.067	2:27.461	72.48	2.586	09:13:04.960
6 -	1:36.541	***48.387***	2:24.928 (2)	73.74	0.053	09:15:29.888

P6 15 Aaron CLARKE — Yamaha - Yamaha

IDEAL LAP TIME : 2:25.493 BEST LAP TIME : 2:25.493 DIFFERENCE : 0.000

LAP	SECTOR 1	SECTOR 2	LAP TIME	MPH	DIFF	TIME OF DAY
1 -	1:41.894	50.092	2:31.986 (3)	70.32	6.493	09:03:06.823
2 -	1:38.202	49.282	2:27.484 (2)	72.46	1.991	09:05:34.307
3 -	***1:36.378***	***49.115***	***2:25.493 (1)***	***73.46***		***09:07:59.800***

P7 14 Chris BURRAGE — Yamaha - Seton tuning

IDEAL LAP TIME : 2:26.319 BEST LAP TIME : 2:26.319 DIFFERENCE : 0.000

LAP	SECTOR 1	SECTOR 2	LAP TIME	MPH	DIFF	TIME OF DAY
1 -	1:50.683	52.032	2:42.715	65.68	16.396	09:03:20.632

Weather / Track : Cloudy / Wet

Snetterton 300
Circuit Length = 2.9689 miles
Start: 09:00 Flag 09:13 End: 09:16

BMCRC - MRO Championships 2017 - Rnd 10 @ Snetterton 300

Team Respro MRO 600 inc Clubman 600

QUALIFYING - SECTOR ANALYSIS

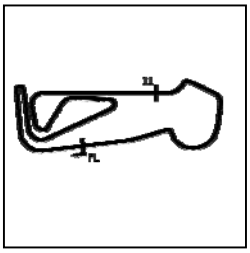

SECTOR 1 = FL to I1, SECTOR 2 = I1 to FL, DIFF = Difference To Personal Best Lap, P = Crossed Finish Line in Pit Lane, D = Time Disallowed

2 -	1:44.424	51.187	2:35.611	68.68	9.292	09:05:56.243
3 -	1:39.553	49.918	2:29.471 (3)	71.50	3.152	09:08:25.714
4 -	1:39.038	49.896	2:28.934 (2)	71.76	2.615	09:10:54.648
5 -	***1:37.202***	***49.117***	***2:26.319 (1)***	***73.04***		***09:13:20.967***

P8 44 Hayden PLATTON Kawasaki - NR Racing

IDEAL LAP TIME : 2:26.564 BEST LAP TIME : 2:26.624 DIFFERENCE : 0.060

LAP	SECTOR 1	SECTOR 2	LAP TIME	MPH	DIFF	TIME OF DAY
1 -	1:43.607	50.971	2:34.578	69.14	7.954	09:03:07.182
2 -	1:43.300	50.867	2:34.167	69.32	7.543	09:05:41.349
3 -	1:39.660	***49.215***	2:28.875 (3)	71.79	2.251	09:08:10.224
4 -	***1:37.349***	49.275	***2:26.624 (1)***	***72.89***		***09:10:36.848***
5 -	1:37.499	49.321	2:26.820 (2)	72.79	0.196	09:13:03.668

P9 41 Milo WARD Kawasaki - ALDE

IDEAL LAP TIME : 2:28.700 BEST LAP TIME : 2:28.700 DIFFERENCE : 0.000

LAP	SECTOR 1	SECTOR 2	LAP TIME	MPH	DIFF	TIME OF DAY
1 -	***1:40.773***	***47.927***	***2:28.700 (1)***	***71.87***		***09:03:04.638***

P10 56 C Michael MILLS Yamaha - A51 Racing

IDEAL LAP TIME : 2:27.156 BEST LAP TIME : 2:28.737 DIFFERENCE : 1.581

LAP	SECTOR 1	SECTOR 2	LAP TIME	MPH	DIFF	TIME OF DAY
1 -	1:43.729	50.613	2:34.342 (3)	69.24	5.605	09:03:07.934
2 -	1:42.637	51.085	2:33.722 (2)	69.52	4.985	09:05:41.656
3 -	1:39.576	***49.161***	***2:28.737 (1)***	***71.85***		***09:08:10.393***

P11 173 Stephen DRAPER Kawasaki -

IDEAL LAP TIME : 2:29.044 BEST LAP TIME : 2:29.044 DIFFERENCE : 0.000

LAP	SECTOR 1	SECTOR 2	LAP TIME	MPH	DIFF	TIME OF DAY
1 -	1:43.657	50.711	2:34.368 (3)	69.23	5.324	09:03:10.606
2 -	1:39.824	50.387	2:30.211 (2)	71.15	1.167	09:05:40.817
3 -	***1:39.326***	***49.718***	***2:29.044 (1)***	***71.71***		***09:08:09.861***

P12 17 C Philip BAKER Triumph - Ashford accident repair center

IDEAL LAP TIME : 2:29.323 BEST LAP TIME : 2:29.749 DIFFERENCE : 0.426

LAP	SECTOR 1	SECTOR 2	LAP TIME	MPH	DIFF	TIME OF DAY
1 -	1:56.262	54.807	2:51.069	62.47	21.320	09:03:37.911
2 -	1:47.350	51.577	2:38.927	67.25	9.178	09:06:16.838
3 -	1:41.021	50.010	2:31.031 (3)	70.76	1.282	09:08:47.869
4 -	***1:39.546***	50.203	***2:29.749 (1)***	***71.37***		***09:11:17.618***
5 -	1:40.005	***49.777***	2:29.782 (2)	71.35	0.033	09:13:47.400

P13 83 Talan SKEELS-PIGGINS Suzuki - McMillan Williams

IDEAL LAP TIME : 2:29.669 BEST LAP TIME : 2:29.854 DIFFERENCE : 0.185

LAP	SECTOR 1	SECTOR 2	LAP TIME	MPH	DIFF	TIME OF DAY
1 -	OUTLAP	55.145	2:49.041	63.22	19.187	09:03:39.422
2 -	1:47.098	51.306	2:38.404	67.47	8.550	09:06:17.826
3 -	1:42.093	50.509	2:32.602 (3)	70.03	2.748	09:08:50.428
4 -	***1:39.753***	50.388	2:30.141 (2)	71.18	0.287	09:11:20.569
5 -	1:39.938	***49.916***	***2:29.854 (1)***	***71.32***		***09:13:50.423***

P14 78 Dan BEIGHTON Kawasaki - johns motorcycle news

IDEAL LAP TIME : 2:31.483 BEST LAP TIME : 2:31.483 DIFFERENCE : 0.000

LAP	SECTOR 1	SECTOR 2	LAP TIME	MPH	DIFF	TIME OF DAY
1 -	1:53.164	54.759	2:47.923	63.64	16.440	09:03:28.426
2 -	1:44.439	52.297	2:36.736	68.19	5.253	09:06:05.162
3 -	1:43.944	50.967	2:34.911 (3)	68.99	3.428	09:08:40.073

Weather / Track : Cloudy / Wet

Snetterton 300
Circuit Length = 2.9689 miles
Start: 09:00 Flag 09:13 End: 09:16

BMCRC - MRO Championships 2017 - Rnd 10 @ Snetterton 300

Team Respro MRO 600 inc Clubman 600

QUALIFYING - SECTOR ANALYSIS

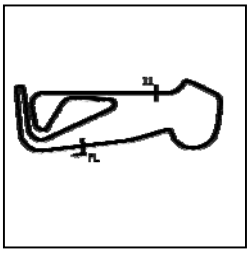

SECTOR 1 = FL to I1, SECTOR 2 = I1 to FL, DIFF = Difference To Personal Best Lap, P = Crossed Finish Line in Pit Lane, D = Time Disallowed

4 -	***1:40.592***	***50.891***	***2:31.483***	***(1)***	***70.55***		***09:11:11.556***
5 -	1:40.896	50.996	2:31.892	**(2)**	70.36	0.409	09:13:43.448

P15 192 C Daniel MOFFA Triumph - DM Racing

IDEAL LAP TIME : 2:31.905 BEST LAP TIME : 2:31.905 DIFFERENCE : 0.000

LAP	SECTOR 1	SECTOR 2	LAP TIME		MPH	DIFF	TIME OF DAY
1 -	1:54.214	58.660	2:52.874	**(3)**	61.82	20.969	09:03:36.280
2 -	1:48.510	IN PIT	3:06.457	**P**	57.32	34.552	09:06:42.737
3 -	OUTLAP	51.834	2:43.885		65.21	11.980	09:09:26.622
4 -	1:43.386	50.565	2:33.951	**(2)**	69.42	2.046	09:12:00.573
5 -	***1:41.866***	***50.039***	***2:31.905***	***(1)***	***70.36***		***09:14:32.478***

P16 40 David SHELVEY Suzuki - ymark.com

IDEAL LAP TIME : 2:32.030 BEST LAP TIME : 2:32.030 DIFFERENCE : 0.000

LAP	SECTOR 1	SECTOR 2	LAP TIME		MPH	DIFF	TIME OF DAY
1 -	1:54.659	51.917	2:46.576		64.16	14.546	09:04:06.896
2 -	1:44.085	50.745	2:34.830		69.03	2.800	09:06:41.726
3 -	***1:41.380***	***50.650***	***2:32.030***	***(1)***	***70.30***		***09:09:13.756***
4 -	1:43.213	51.144	2:34.357	**(3)**	69.24	2.327	09:11:48.113
5 -	1:42.891	50.792	2:33.683	**(2)**	69.54	1.653	09:14:21.796

P17 164 C David LENEHAN Yamaha - Gradewell Plant & Haulage

IDEAL LAP TIME : 2:35.543 BEST LAP TIME : 2:35.543 DIFFERENCE : 0.000

LAP	SECTOR 1	SECTOR 2	LAP TIME		MPH	DIFF	TIME OF DAY
1 -	1:54.141	1:01.821	2:55.962	**(3)**	60.74	20.419	09:03:37.523
2 -	1:49.837	53.911	2:43.748	**(2)**	65.27	8.205	09:06:21.271
3 -	***1:44.147***	***51.396***	***2:35.543***	***(1)***	***68.71***		***09:08:56.814***

P18 50 C Kris MURPHY Yamaha - Rocksaw Racing - PASNutrition.co.uk

IDEAL LAP TIME : 2:35.830 BEST LAP TIME : 2:35.830 DIFFERENCE : 0.000

LAP	SECTOR 1	SECTOR 2	LAP TIME		MPH	DIFF	TIME OF DAY
1 -	1:55.790	1:01.402	2:57.192		60.31	21.362	09:03:39.145
2 -	1:49.477	56.191	2:45.668		64.51	9.838	09:06:24.813
3 -	1:47.301	54.933	2:42.234	**(3)**	65.88	6.404	09:09:07.047
4 -	1:45.042	53.971	2:39.013	**(2)**	67.21	3.183	09:11:46.060
5 -	***1:43.145***	***52.685***	***2:35.830***	***(1)***	***68.58***		***09:14:21.890***

P19 98 C Lee ELLIS Yamaha - My Wife!

IDEAL LAP TIME : 2:37.030 BEST LAP TIME : 2:37.030 DIFFERENCE : 0.000

LAP	SECTOR 1	SECTOR 2	LAP TIME		MPH	DIFF	TIME OF DAY
1 -	1:56.663	56.244	2:52.907		61.81	15.877	09:03:29.373
2 -	1:48.667	53.293	2:41.960		65.99	4.930	09:06:11.333
3 -	***1:44.116***	***52.914***	***2:37.030***	***(1)***	***68.06***		***09:08:48.363***
4 -	1:45.876	53.851	2:39.727	**(2)**	66.91	2.697	09:11:28.090
5 -	1:46.581	53.406	2:39.987	**(3)**	66.80	2.957	09:14:08.077

P20 147 C Sean CHASTON Yamaha - Hyside Motorcycles

IDEAL LAP TIME : 2:37.109 BEST LAP TIME : 2:37.183 DIFFERENCE : 0.074

LAP	SECTOR 1	SECTOR 2	LAP TIME		MPH	DIFF	TIME OF DAY
1 -	1:54.583	52.990	2:47.573	**(2)**	63.78	10.390	09:03:22.319
2 -	1:45.063	***52.120***	***2:37.183***	***(1)***	***67.99***		***09:05:59.502***

P21 57 Theo RUTTER Yamaha - Sublime Designs Racing/RRC

IDEAL LAP TIME : 2:38.057 BEST LAP TIME : 2:38.057 DIFFERENCE : 0.000

LAP	SECTOR 1	SECTOR 2	LAP TIME	MPH	DIFF	TIME OF DAY
1 -	1:59.693	58.157	2:57.850	60.09	19.793	09:03:31.574
2 -	1:54.507	55.094	2:49.601	63.01	11.544	09:06:21.175

Weather / Track : Cloudy / Wet

Snetterton 300
Circuit Length = 2.9689 miles
Start: 09:00 Flag 09:13 End: 09:16

BMCRC - MRO Championships 2017 - Rnd 10 @ Snetterton 300

Team Respro MRO 600 inc Clubman 600

QUALIFYING - SECTOR ANALYSIS

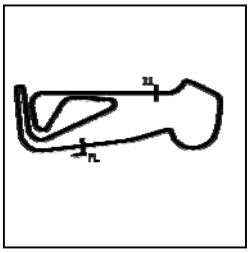

SECTOR 1 = FL to I1, SECTOR 2 = I1 to FL, DIFF = Difference To Personal Best Lap, P = Crossed Finish Line in Pit Lane, D = Time Disallowed

3 -	1:50.505	54.097	2:44.602 (3)	64.93	6.545	09:09:05.777
4 -	1:48.549	53.545	2:42.094 (2)	65.93	4.037	09:11:47.871
5 -	***1:45.648***	***52.409***	***2:38.057 (1)***	***67.62***		***09:14:25.928***

P22 4 Connor MOODY Kawasaki -

IDEAL LAP TIME : 2:38.314 BEST LAP TIME : 2:39.214 DIFFERENCE : 0.900

LAP	SECTOR 1	SECTOR 2	LAP TIME	MPH	DIFF	TIME OF DAY
1 -	1:55.894	54.713	2:50.607	62.64	11.393	09:03:27.633
2 -	1:49.284	54.193	2:43.477	65.37	4.263	09:06:11.110
3 -	1:47.274	53.487	2:40.761 (3)	66.48	1.547	09:08:51.871
4 -	***1:45.523***	53.691	***2:39.214 (1)***	***67.13***		***09:11:31.085***
5 -	1:46.836	***52.791***	2:39.627 (2)	66.95	0.413	09:14:10.712

P23 5 Martin FOORD Kawasaki - More moto

IDEAL LAP TIME : 2:32.029 BEST LAP TIME : 2:39.462 DIFFERENCE : 7.433

LAP	SECTOR 1	SECTOR 2	LAP TIME	MPH	DIFF	TIME OF DAY
1 -	1:47.800	***51.662***	***2:39.462 (1)***	***67.02***		***09:03:14.159***

P24 143 C Daire PRENDERGAST Kawasaki - Emerald Plant Services

IDEAL LAP TIME : 2:39.128 BEST LAP TIME : 2:39.896 DIFFERENCE : 0.768

LAP	SECTOR 1	SECTOR 2	LAP TIME	MPH	DIFF	TIME OF DAY
1 -	1:54.155	58.733	2:52.888 (3)	61.82	12.992	09:03:33.659
2 -	1:46.755	***53.186***	2:39.941 (2)	66.82	0.045	09:06:13.600
3 -	***1:45.942***	53.954	***2:39.896 (1)***	***66.84***		***09:08:53.496***

P25 179 C Lee SILVAIN Yamaha - KS Autos / That'll do racing

IDEAL LAP TIME : 2:40.557 BEST LAP TIME : 2:40.557 DIFFERENCE : 0.000

LAP	SECTOR 1	SECTOR 2	LAP TIME	MPH	DIFF	TIME OF DAY
1 -	OUTLAP	53.206	2:52.672	61.89	12.115	09:04:44.779
2 -	1:48.632	52.295	2:40.927 (2)	66.41	0.370	09:07:25.706
3 -	***1:48.628***	***51.929***	***2:40.557 (1)***	***66.56***		***09:10:06.263***
4 -	2:02.820	54.616	2:57.436 (3)	60.23	16.879	09:13:03.699

P26 51 C Andrew DURANT Honda -

IDEAL LAP TIME : 2:40.541 BEST LAP TIME : 2:40.858 DIFFERENCE : 0.317

LAP	SECTOR 1	SECTOR 2	LAP TIME	MPH	DIFF	TIME OF DAY
1 -	2:00.552	59.177	2:59.729	59.46	18.871	09:03:43.800
2 -	1:53.850	55.584	2:49.434 (3)	63.08	8.576	09:06:33.234
3 -	***1:46.475***	54.383	***2:40.858 (1)***	***66.44***		***09:09:14.092***
4 -	1:48.160	***54.066***	2:42.226 (2)	65.88	1.368	09:11:56.318

P27 181 C Gary CROFT Yamaha - Big G Racing & Little e

IDEAL LAP TIME : 2:43.725 BEST LAP TIME : 2:43.725 DIFFERENCE : 0.000

LAP	SECTOR 1	SECTOR 2	LAP TIME	MPH	DIFF	TIME OF DAY
1 -	2:00.088	59.774	2:59.862	59.42	16.137	09:03:43.462
2 -	1:54.381	56.539	2:50.920	62.53	7.195	09:06:34.382
3 -	1:50.942	54.415	2:45.357 (2)	64.63	1.632	09:09:19.739
4 -	1:50.872	55.029	2:45.901 (3)	64.42	2.176	09:12:05.640
5 -	***1:49.496***	***54.229***	***2:43.725 (1)***	***65.28***		***09:14:49.365***

P28 16 C Ollie SHOTTON Kawasaki -

IDEAL LAP TIME : 2:44.824 BEST LAP TIME : 2:44.902 DIFFERENCE : 0.078

LAP	SECTOR 1	SECTOR 2	LAP TIME	MPH	DIFF	TIME OF DAY
1 -	1:55.352	1:00.987	2:56.339 (3)	60.61	11.437	09:03:35.763
2 -	1:52.186	***55.852***	2:48.038 (2)	63.60	3.136	09:06:23.801
3 -	***1:48.972***	55.930	***2:44.902 (1)***	***64.81***		***09:09:08.703***

Weather / Track : Cloudy / Wet

Snetterton 300
Circuit Length = 2.9689 miles
Start: 09:00 Flag 09:13 End: 09:16

BMCRC - MRO Championships 2017 - Rnd 10 @ Snetterton 300

Team Respro MRO 600 inc Clubman 600

QUALIFYING - SECTOR ANALYSIS

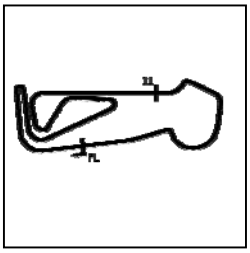

SECTOR 1 = FL to I1, SECTOR 2 = I1 to FL, DIFF = Difference To Personal Best Lap, P = Crossed Finish Line in Pit Lane, D = Time Disallowed

P29 67 Tony COE Yamaha -

IDEAL LAP TIME : 2:45.822 BEST LAP TIME : 2:45.822 DIFFERENCE : 0.000

LAP	SECTOR 1	SECTOR 2	LAP TIME	MPH	DIFF	TIME OF DAY
1 -	2:02.916	1:03.621	3:06.537 **(3)**	57.29	20.715	09:03:37.439
2 -	1:59.271	55.491	2:54.762 **(2)**	61.15	8.940	09:06:32.201
3 -	***1:51.898***	***53.924***	***2:45.822*** **(1)**	***64.45***		***09:09:18.023***

P30 99 Michael SIMMONS Yamaha - Westcountry Windings

IDEAL LAP TIME : 2:57.849 BEST LAP TIME : 2:57.849 DIFFERENCE : 0.000

LAP	SECTOR 1	SECTOR 2	LAP TIME	MPH	DIFF	TIME OF DAY
1 -	***1:57.508***	***1:00.341***	***2:57.849*** **(1)**	***60.09***		***09:03:48.237***

Weather / Track : Cloudy / Wet

Snetterton 300
Circuit Length = 2.9689 miles
Start: 09:00 Flag 09:13 End: 09:16

BMCRC - MRO Championships 2017 - Rnd 10 @ Snetterton 300

Team Respro MRO 600 inc Clubman 600

QUALIFYING - BEST SECTORS

SECTOR 1

POS	NO	NAME	TIME
1	52	PHILP	**1:31.397**
2	10	WILBY	**1:34.778**
3	46	ROWLINGS	**1:35.182**
4	53	SIGGS	**1:35.838**
5	112	NAGY	**1:36.056**
6	15	CLARKE	**1:36.378**
7	14	BURRAGE	**1:37.202**
8	44	PLATTON	**1:37.349**
9	56	MILLS	**1:37.995**
10	173	DRAPER	**1:39.326**
11	17	BAKER	**1:39.546**
12	83	SKEELS-PIGGINS	**1:39.753**
13	5	FOORD	**1:40.367**
14	78	BEIGHTON	**1:40.592**
15	41	WARD	**1:40.773**
16	40	SHELVEY	**1:41.380**
17	192	MOFFA	**1:41.866**
18	50	MURPHY	**1:43.145**
19	226	HARTGROVE	**1:43.248**
20	98	ELLIS	**1:44.116**
21	164	LENEHAN	**1:44.147**
22	147	CHASTON	**1:44.989**
23	4	MOODY	**1:45.523**
24	57	RUTTER	**1:45.648**
25	143	PRENDERGAST	**1:45.942**
26	11	HARVEY	**1:46.451**
27	51	DURANT	**1:46.475**
28	179	SILVAIN	**1:48.628**
29	16	SHOTTON	**1:48.972**
30	181	CROFT	**1:49.496**
31	67	COE	**1:51.898**
32	99	SIMMONS	**1:57.508**
33			
34			

SECTOR 2

NO	NAME	TIME
52	PHILP	**47.169**
10	WILBY	**47.661**
46	ROWLINGS	**47.798**
41	WARD	**47.927**
112	NAGY	**48.387**
53	SIGGS	**48.848**
15	CLARKE	**49.115**
14	BURRAGE	**49.117**
56	MILLS	**49.161**
44	PLATTON	**49.215**
173	DRAPER	**49.718**
17	BAKER	**49.777**
83	SKEELS-PIGGINS	**49.916**
192	MOFFA	**50.039**
40	SHELVEY	**50.650**
78	BEIGHTON	**50.891**
164	LENEHAN	**51.396**
5	FOORD	**51.662**
179	SILVAIN	**51.929**
147	CHASTON	**52.120**
57	RUTTER	**52.409**
50	MURPHY	**52.685**
4	MOODY	**52.791**
98	ELLIS	**52.914**
143	PRENDERGAST	**53.186**
67	COE	**53.924**
51	DURANT	**54.066**
181	CROFT	**54.229**
16	SHOTTON	**55.852**
99	SIMMONS	**1:00.341**

IDEAL / BEST COMPARISON

		PERFECT LAP	2:18.566		
POS	NO	NAME	IDEAL	BEST	DIFF
1	52	PHILP	2:18.566	2:18.566	0.000
2	10	WILBY	2:22.439	2:22.439	0.000
3	46	ROWLINGS	2:22.980	2:22.980	0.000
4	112	NAGY	2:24.443	2:24.875	0.432
5	53	SIGGS	2:24.686	2:24.686	0.000
6	15	CLARKE	2:25.493	2:25.493	0.000
7	14	BURRAGE	2:26.319	2:26.319	0.000
8	44	PLATTON	2:26.564	2:26.624	0.060
9	56	MILLS	2:27.156	2:28.737	1.581
10	41	WARD	2:28.700	2:28.700	0.000
11	173	DRAPER	2:29.044	2:29.044	0.000
12	17	BAKER	2:29.323	2:29.749	0.426
13	83	SKEELS-PIGGINS	2:29.669	2:29.854	0.185
14	78	BEIGHTON	2:31.483	2:31.483	0.000
15	192	MOFFA	2:31.905	2:31.905	0.000
16	5	FOORD	2:32.029	2:39.462	7.433
17	40	SHELVEY	2:32.030	2:32.030	0.000
18	164	LENEHAN	2:35.543	2:35.543	0.000
19	50	MURPHY	2:35.830	2:35.830	0.000
20	98	ELLIS	2:37.030	2:37.030	0.000
21	147	CHASTON	2:37.109	2:37.183	0.074
22	57	RUTTER	2:38.057	2:38.057	0.000
23	4	MOODY	2:38.314	2:39.214	0.900
24	143	PRENDERGAST	2:39.128	2:39.896	0.768
25	51	DURANT	2:40.541	2:40.858	0.317
26	179	SILVAIN	2:40.557	2:40.557	0.000
27	181	CROFT	2:43.725	2:43.725	0.000
28	16	SHOTTON	2:44.824	2:44.902	0.078
29	67	COE	2:45.822	2:45.822	0.000
30	99	SIMMONS	2:57.849	2:57.849	0.000

Weather / Track : Cloudy / Wet

Snetterton 300
Circuit Length = 2.9689 miles
Start: 09:00 Flag 09:13 End: 09:16

Results can be found at www.tsl-timing.com

Printed - 09:49 Saturday, 07 October 2017

BMCRC - MRO Championships 2017 - Rnd 10 @ Snetterton 300

Team Respro MRO 600 inc Clubman 600

RACE 1 - GRID (5 Laps)

ROW 12	1	1	34 83 Talan SKEELS-PIGGINS 2:29.854
ROW 11	33 81 Liam DUFFETT	32 11 Josh HARVEY	31 127 David TINKLER
ROW 10	30 226 Adam HARTGROVE	29 99 Michael SIMMONS 2:57.849	28 67 Tony COE 2:45.822
ROW 9	27 16 Ollie SHOTTON 2:44.902	26 181 Gary CROFT 2:43.725	25 51 Andrew DURANT 2:40.858
ROW 8	24 179 Lee SILVAIN 2:40.557	23 143 Daire PRENDERGAST 2:39.896	22 5 Martin FOORD 2:39.462
ROW 7	21 4 Connor MOODY 2:39.214	20 57 Theo RUTTER 2:38.057	19 147 Sean CHASTON 2:37.183
ROW 6	18 98 Lee ELLIS 2:37.030	17 50 Kris MURPHY 2:35.830	16 164 David LENEHAN 2:35.543
ROW 5	15 40 David SHELVEY 2:32.030	14 192 Daniel MOFFA 2:31.905	13 78 Dan BEIGHTON 2:31.483
ROW 4	12 17 Philip BAKER 2:29.749	11 173 Stephen DRAPER 2:29.044	10 56 Michael MILLS 2:28.737
ROW 3	9 41 Milo WARD 2:28.700	8 44 Hayden PLATTON 2:26.624	7 14 Chris BURRAGE 2:26.319
ROW 2	6 15 Aaron CLARKE 2:25.493	5 112 James NAGY 2:24.875	4 53 Jason SIGGS 2:24.686
ROW 1	3 46 Harry ROWLINGS 2:22.980	2 10 Paul WILBY 2:22.439	1 52 Tommy PHILP 2:18.566

Pole

Snetterton 300
Circuit Length = 2.9689 miles

These results are provisional until the conclusion of any judicial and technical matters.

Clerk Of Course :		Timekeeper :

Results can be found at www.tsl-timing.com

Printed - 09:51 Saturday, 07 October 2017

BMCRC - MRO Championships 2017 - Rnd 10 @ Snetterton 300

Team Respro MRO 600 inc Clubman 600

RACE 1 - CLASSIFICATION

POS	NO	CL	PIC	NAME	ENTRY	LAPS	TIME	GAP	DIFF	MPH	BEST	ON
1	**10**	C	1	Paul WILBY	Kawasaki -	**5**	10:13.826			87.06	**2:01.180**	3
2	**127**		1	David TINKLER	Yamaha - alltrades/tinklers m/cycles	**5**	10:28.504	**14.678**	14.678	85.02	**2:01.703**	5
3	**52**		2	Tommy PHILP	Yamaha - Draper vent	**5**	10:30.332	**16.506**	1.828	84.78	**2:00.942**	5
4	**112**		3	James NAGY	Kawasaki -	**5**	10:30.666	**16.840**	0.334	84.73	**2:03.351**	5
5	**44**		4	Hayden PLATTON	Kawasaki - NR Racing	**5**	10:38.529	**24.703**	7.863	83.69	**2:04.990**	5
6	**173**		5	Stephen DRAPER	Kawasaki -	**5**	10:40.975	**27.149**	2.446	83.37	**2:05.837**	2
7	**11**		6	Josh HARVEY	Yamaha - NR Racing	**5**	10:53.437	**39.611**	12.462	81.78	**2:05.716**	5
8	**46**		7	Harry ROWLINGS	Triumph - Bernard Elliott racing / Steve Jordan moto	**5**	10:55.592	**41.766**	2.155	81.51	**2:08.968**	5
9	**17**	C	2	Philip BAKER	Triumph - Ashford accident repair center	**5**	10:55.964	**42.138**	0.372	81.46	**2:08.307**	5
10	**56**	C	3	Michael MILLS	Yamaha - A51 Racing	**5**	11:00.187	**46.361**	4.223	80.94	**2:10.076**	2
11	**147**	C	4	Sean CHASTON	Yamaha - Hyside Motorcycles	**5**	11:19.760	**1:05.934**	19.573	78.61	**2:12.161**	5
12	**5**		8	Martin FOORD	Kawasaki - More moto	**5**	11:25.348	**1:11.522**	5.588	77.97	**2:10.363**	4
13	**83**		9	Talan SKEELS-PIGGINS	Suzuki - McMillan Williams	**5**	11:26.234	**1:12.408**	0.886	77.87	**2:14.454**	3
14	**81**	C	5	Liam DUFFETT	Kawasaki - MFM Track Bikes	**5**	11:29.537	**1:15.711**	3.303	77.50	**2:14.468**	5
15	**179**	C	6	Lee SILVAIN	Yamaha - KS Autos / That'll do racing	**5**	11:29.586	**1:15.760**	0.049	77.49	**2:13.219**	5
16	**226**		10	Adam HARTGROVE	Yamaha - Technical lifting services limited	**5**	11:35.206	**1:21.380**	5.620	76.86	**2:17.835**	2
17	**67**		11	Tony COE	Yamaha -	**5**	11:36.246	**1:22.420**	1.040	76.75	**2:14.364**	5
18	**78**		12	Dan BEIGHTON	Kawasaki - johns motorcycle news	**5**	11:37.973	**1:24.147**	1.727	76.56	**2:16.563**	5
19	**99**		13	Michael SIMMONS	Yamaha - Westcountry Windings	**5**	11:41.927	**1:28.101**	3.954	76.13	**2:15.209**	5
20	**57**		14	Theo RUTTER	Yamaha - Sublime Designs Racing/RRC	**5**	11:44.222	**1:30.396**	2.295	75.88	**2:16.905**	5
21	**98**	C	7	Lee ELLIS	Yamaha - My Wife!	**5**	11:51.838	**1:38.012**	7.616	75.07	**2:17.983**	5
22	**51**	C	8	Andrew DURANT	Honda -	**5**	11:53.042	**1:39.216**	1.204	74.94	**2:18.450**	4
23	**4**		15	Connor MOODY	Kawasaki -	**5**	12:00.290	**1:46.464**	7.248	74.19	**2:21.709**	4
24	**50**	C	9	Kris MURPHY	Yamaha - Rocksaw Racing - PASNutrition.co.uk	**5**	12:13.942	**2:00.116**	13.652	72.81	**2:23.199**	3
25	**15**		16	Aaron CLARKE	Yamaha - Yamaha	**4**	11:00.599	**1 Lap**	1 Lap	64.71	**2:07.792**	4
					NOT CLASSIFIED							
DNF	**53**	C		Jason SIGGS	Yamaha - J Siggs Construction	**1**	2:16.644	**4 Laps**	3 Laps	78.21		
DNF	**14**			Chris BURRAGE	Yamaha - Seton tuning	**1**	2:17.050	**4 Laps**	0.406	77.98		
DNF	**192**	C		Daniel MOFFA	Triumph - DM Racing	**0**						
DNF	**40**			David SHELVEY	Suzuki - ymark.com	**0**						
DNF	**164**	C		David LENEHAN	Yamaha - Gradewell Plant & Haulage	**0**						

FASTEST LAP

52		Tommy PHILP	Yamaha - Draper vent	**5**	2:00.942	88.37 mph	142.22 kph
10	C	Paul WILBY	Kawasaki -	**3**	2:01.180	88.20 mph	141.94 kph

Class C - 90% of Race Speed = 78.35 mph
Class - 90% of Race Speed = 76.51 mph

Snetterton 300
Circuit Length = 2.9689 miles
Start: 12:03 Flag 12:13 End: 12:15

Weather / Track : Cloudy / Drying
These results are provisional until the conclusion of any judicial and technical matters.

Clerk Of Course :		Timekeeper :

Results can be found at www.tsl-timing.com

Printed - 12:16 Saturday, 07 October 2017

BMCRC - MRO Championships 2017 - Rnd 10 @ Snetterton 300

Team Respro MRO 600 inc Clubman 600

RACE 1 - LAP CHART

LAP 1 @ 12:05:32.647

NO	BEHIND	LAP TIME
10		2:08.210
173	3.571	2:11.781
112	3.752	2:11.962
44	5.930	2:14.140
127	8.039	2:16.249
56	8.092	2:16.302
46	8.136	2:16.346
52	8.148	2:16.358
53	8.434	2:16.644
226	8.440	2:16.650
14	8.840	2:17.050
17	9.336	2:17.546
11	14.825	2:23.035
81	18.580	2:26.790
83	19.023	2:27.233
179	19.888	2:28.098
78	20.386	2:28.596
147	20.477	2:28.687
57	21.507	2:29.717
67	21.893	2:30.103
98	22.171	2:30.381
99	23.104	2:31.314
4	23.291	2:31.501
5	23.923	2:32.133
51	24.393	2:32.603
50	27.198	2:35.408

LAP 2 @ 12:07:33.951

NO	BEHIND	LAP TIME
10		2:01.304
173	8.104	2:05.837
112	8.284	2:05.836
15	1 Lap	4:19.235 **P**
127	11.859	2:05.124
44	12.065	2:07.439
52	12.343	2:05.499
56	16.864	2:10.076
17	17.505	2:09.473
46	17.955	2:11.123
11	24.736	2:11.215
226	24.971	2:17.835
83	32.435	2:14.716
147	32.554	2:13.381
179	34.539	2:15.955
81	35.175	2:17.899
78	36.195	2:17.113
67	39.673	2:19.084
57	40.494	2:20.291
5	40.673	2:18.054
99	41.570	2:19.770
98	44.045	2:23.178
4	44.343	2:22.356
51	44.397	2:21.308
50	50.686	2:24.792

LAP 3 @ 12:09:35.131

NO	BEHIND	LAP TIME
10		2:01.180
112	12.703	2:05.599
127	13.796	2:03.117
173	14.479	2:07.555
52	16.275	2:05.112
44	17.342	2:06.457
15	1 Lap	2:15.002
56	26.166	2:10.482
46	26.174	2:09.399
17	26.532	2:10.207
11	30.354	2:06.798
147	43.775	2:12.401
226	45.208	2:21.417
83	45.709	2:14.454
179	48.063	2:14.704
81	48.967	2:14.972
5	52.415	2:12.922
78	52.711	2:17.696
67	56.639	2:18.146
57	58.077	2:18.763
99	58.308	2:17.918
98	1:03.363	2:20.498
51	1:03.592	2:20.375
4	1:05.890	2:22.727
50	1:12.705	2:23.199

LAP 4 @ 12:11:36.549

NO	BEHIND	LAP TIME
10		2:01.418
127	14.689	2:02.311
112	15.203	2:03.918
52	17.278	2:02.421
44	21.427	2:05.503
173	21.520	2:08.459
46	34.512	2:09.756
17	35.545	2:10.431
11	35.609	2:06.673
56	36.770	2:12.022
15	1 Lap	2:18.570
147	55.487	2:13.130
83	58.762	2:14.471
5	1:01.360	2:10.363
81	1:02.957	2:15.408
226	1:03.575	2:19.785
179	1:04.255	2:17.610
78	1:09.298	2:18.005
67	1:09.770	2:14.549
99	1:14.606	2:17.716
57	1:15.205	2:18.546
51	1:20.624	2:18.450
98	1:21.743	2:19.798
4	1:26.181	2:21.709
50	1:35.177	2:23.890

LAP 5 @ 12:13:38.263

NO	BEHIND	LAP TIME
10		2:01.714
127	14.678	2:01.703
52	16.506	2:00.942
112	16.840	2:03.351
44	24.703	2:04.990
173	27.149	2:07.343
11	39.611	2:05.716
46	41.766	2:08.968
17	42.138	2:08.307
56	46.361	2:11.305
15	1 Lap	2:07.792
147	1:05.934	2:12.161
5	1:11.522	2:11.876
83	1:12.408	2:15.360
81	1:15.711	2:14.468
179	1:15.760	2:13.219
226	1:21.380	2:19.519
67	1:22.420	2:14.364
78	1:24.147	2:16.563
99	1:28.101	2:15.209
57	1:30.396	2:16.905
98	1:38.012	2:17.983
51	1:39.216	2:20.306
4	1:46.464	2:21.997
50	2:00.116	2:26.653

Weather / Track : Cloudy / Drying

Snetterton 300
Circuit Length = 2.9689 miles
Start: 12:03 Flag 12:13 End: 12:15

Results can be found at www.tsl-timing.com

Printed - 12:17 Saturday, 07 October 2017

BMCRC - MRO Championships 2017 - Rnd 10 @ Snetterton 300

Team Respro MRO 600 inc Clubman 600

RACE 1 - SECTOR ANALYSIS

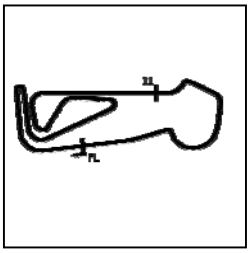

SECTOR 1 = FL to I1, SECTOR 2 = I1 to FL, DIFF = Difference To Personal Best Lap, P = Crossed Finish Line in Pit Lane, D = Time Disallowed

P1 10 C Paul WILBY Kawasaki -

IDEAL LAP TIME : 2:00.763 BEST LAP TIME : 2:01.180 DIFFERENCE : 0.417

LAP	SECTOR 1	SECTOR 2	LAP TIME	MPH	DIFF	TIME OF DAY
1 -		40.839	2:08.210	83.36	7.030	12:05:32.647
2 -	1:20.947	***40.357***	2:01.304 **(2)**	88.10	0.124	12:07:33.951
3 -	***1:20.406***	40.774	***2:01.180*** **(1)**	***88.20***		***12:09:35.131***
4 -	1:20.418	41.000	2:01.418 **(3)**	88.02	0.238	12:11:36.549
5 -	1:20.824	40.890	2:01.714	87.81	0.534	12:13:38.263

P2 127 David TINKLER Yamaha - alltrades/tinklers m/cycles

IDEAL LAP TIME : 2:01.703 BEST LAP TIME : 2:01.703 DIFFERENCE : 0.000

LAP	SECTOR 1	SECTOR 2	LAP TIME	MPH	DIFF	TIME OF DAY
1 -		43.933	2:16.249	78.44	14.546	12:05:40.686
2 -	1:22.705	42.419	2:05.124	85.41	3.421	12:07:45.810
3 -	1:21.648	41.469	2:03.117 **(3)**	86.81	1.414	12:09:48.927
4 -	1:21.030	41.281	2:02.311 **(2)**	87.38	0.608	12:11:51.238
5 -	***1:20.706***	***40.997***	***2:01.703*** **(1)**	***87.82***		***12:13:52.941***

P3 52 Tommy PHILP Yamaha - Draper vent

IDEAL LAP TIME : 2:00.942 BEST LAP TIME : 2:00.942 DIFFERENCE : 0.000

LAP	SECTOR 1	SECTOR 2	LAP TIME	MPH	DIFF	TIME OF DAY
1 -		44.169	2:16.358	78.38	15.416	12:05:40.795
2 -	1:22.520	42.979	2:05.499	85.16	4.557	12:07:46.294
3 -	1:22.942	42.170	2:05.112 **(3)**	85.42	4.170	12:09:51.406
4 -	1:20.842	41.579	2:02.421 **(2)**	87.30	1.479	12:11:53.827
5 -	***1:19.618***	***41.324***	***2:00.942*** **(1)**	***88.37***		***12:13:54.769***

P4 112 James NAGY Kawasaki -

IDEAL LAP TIME : 2:03.351 BEST LAP TIME : 2:03.351 DIFFERENCE : 0.000

LAP	SECTOR 1	SECTOR 2	LAP TIME	MPH	DIFF	TIME OF DAY
1 -		43.007	2:11.962	80.99	8.611	12:05:36.399
2 -	1:22.975	42.861	2:05.836	84.93	2.485	12:07:42.235
3 -	1:23.550	42.049	2:05.599 **(3)**	85.09	2.248	12:09:47.834
4 -	1:22.109	41.809	2:03.918 **(2)**	86.25	0.567	12:11:51.752
5 -	***1:21.903***	***41.448***	***2:03.351*** **(1)**	***86.64***		***12:13:55.103***

P5 44 Hayden PLATTON Kawasaki - NR Racing

IDEAL LAP TIME : 2:04.942 BEST LAP TIME : 2:04.990 DIFFERENCE : 0.048

LAP	SECTOR 1	SECTOR 2	LAP TIME	MPH	DIFF	TIME OF DAY
1 -		43.519	2:14.140	79.67	9.150	12:05:38.577
2 -	1:24.559	42.880	2:07.439	83.86	2.449	12:07:46.016
3 -	1:24.224	42.233	2:06.457 **(3)**	84.51	1.467	12:09:52.473
4 -	***1:22.834***	42.669	2:05.503 **(2)**	85.16	0.513	12:11:57.976
5 -	1:22.882	***42.108***	***2:04.990*** **(1)**	***85.51***		***12:14:02.966***

P6 173 Stephen DRAPER Kawasaki -

IDEAL LAP TIME : 2:05.837 BEST LAP TIME : 2:05.837 DIFFERENCE : 0.000

LAP	SECTOR 1	SECTOR 2	LAP TIME	MPH	DIFF	TIME OF DAY
1 -		42.999	2:11.781	81.10	5.944	12:05:36.218
2 -	***1:23.101***	***42.736***	***2:05.837*** **(1)**	***84.93***		***12:07:42.055***
3 -	1:23.733	43.822	2:07.555 **(3)**	83.79	1.718	12:09:49.610
4 -	1:24.694	43.765	2:08.459	83.20	2.622	12:11:58.069
5 -	1:24.299	43.044	2:07.343 **(2)**	83.93	1.506	12:14:05.412

P7 11 Josh HARVEY Yamaha - NR Racing

IDEAL LAP TIME : 2:05.716 BEST LAP TIME : 2:05.716 DIFFERENCE : 0.000

LAP	SECTOR 1	SECTOR 2	LAP TIME	MPH	DIFF	TIME OF DAY

Weather / Track : Cloudy / Drying

Snetterton 300
Circuit Length = 2.9689 miles
Start: 12:03 Flag 12:13 End: 12:15

BMCRC - MRO Championships 2017 - Rnd 10 @ Snetterton 300

Team Respro MRO 600 inc Clubman 600

RACE 1 - SECTOR ANALYSIS

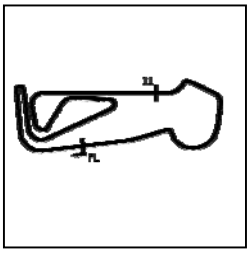

SECTOR 1 = FL to I1, SECTOR 2 = I1 to FL, DIFF = Difference To Personal Best Lap, P = Crossed Finish Line in Pit Lane, D = Time Disallowed

1 -		46.225	2:23.035		74.72	17.319	12:05:47.472
2 -	1:26.341	44.874	2:11.215		81.45	5.499	12:07:58.687
3 -	1:23.726	43.072	2:06.798	(3)	84.29	1.082	12:10:05.485
4 -	1:23.777	42.896	2:06.673	(2)	84.37	0.957	12:12:12.158
5 -	***1:23.070***	***42.646***	***2:05.716***	**(1)**	***85.01***		***12:14:17.874***

P8 46 Harry ROWLINGS Triumph - Bernard Elliott racing / Steve Jordan motorcycles

IDEAL LAP TIME : 2:08.946 BEST LAP TIME : 2:08.968 DIFFERENCE : 0.022

LAP	SECTOR 1	SECTOR 2	LAP TIME		MPH	DIFF	TIME OF DAY
1 -		44.362	2:16.346		78.38	7.378	12:05:40.783
2 -	1:27.297	43.826	2:11.123		81.51	2.155	12:07:51.906
3 -	1:25.450	43.949	2:09.399	(2)	82.59	0.431	12:10:01.305
4 -	1:26.241	***43.515***	2:09.756	(3)	82.37	0.788	12:12:11.061
5 -	***1:25.431***	43.537	***2:08.968***	**(1)**	***82.87***		***12:14:20.029***

P9 17 C Philip BAKER Triumph - Ashford accident repair center

IDEAL LAP TIME : 2:07.881 BEST LAP TIME : 2:08.307 DIFFERENCE : 0.426

LAP	SECTOR 1	SECTOR 2	LAP TIME		MPH	DIFF	TIME OF DAY
1 -		43.712	2:17.546		77.70	9.239	12:05:41.983
2 -	1:25.777	43.696	2:09.473	(2)	82.55	1.166	12:07:51.456
3 -	1:25.986	44.221	2:10.207	(3)	82.08	1.900	12:10:01.663
4 -	1:27.324	***43.107***	2:10.431		81.94	2.124	12:12:12.094
5 -	***1:24.774***	43.533	***2:08.307***	**(1)**	***83.30***		***12:14:20.401***

P10 56 C Michael MILLS Yamaha - A51 Racing

IDEAL LAP TIME : 2:10.076 BEST LAP TIME : 2:10.076 DIFFERENCE : 0.000

LAP	SECTOR 1	SECTOR 2	LAP TIME		MPH	DIFF	TIME OF DAY
1 -		44.925	2:16.302		78.41	6.226	12:05:40.739
2 -	***1:26.205***	***43.871***	***2:10.076***	**(1)**	***82.16***		***12:07:50.815***
3 -	1:26.381	44.101	2:10.482	(2)	81.91	0.406	12:10:01.297
4 -	1:28.014	44.008	2:12.022		80.95	1.946	12:12:13.319
5 -	1:26.543	44.762	2:11.305	(3)	81.39	1.229	12:14:24.624

P11 147 C Sean CHASTON Yamaha - Hyside Motorcycles

IDEAL LAP TIME : 2:11.975 BEST LAP TIME : 2:12.161 DIFFERENCE : 0.186

LAP	SECTOR 1	SECTOR 2	LAP TIME		MPH	DIFF	TIME OF DAY
1 -		46.805	2:28.687		71.88	16.526	12:05:53.124
2 -	1:29.238	44.143	2:13.381		80.13	1.220	12:08:06.505
3 -	***1:28.026***	44.375	2:12.401	(2)	80.72	0.240	12:10:18.906
4 -	1:28.066	45.064	2:13.130	(3)	80.28	0.969	12:12:32.036
5 -	1:28.212	***43.949***	***2:12.161***	**(1)**	***80.87***		***12:14:44.197***

P12 5 Martin FOORD Kawasaki - More moto

IDEAL LAP TIME : 2:10.363 BEST LAP TIME : 2:10.363 DIFFERENCE : 0.000

LAP	SECTOR 1	SECTOR 2	LAP TIME		MPH	DIFF	TIME OF DAY
1 -		47.635	2:32.133		70.25	21.770	12:05:56.570
2 -	1:32.122	45.932	2:18.054		77.41	7.691	12:08:14.624
3 -	1:27.332	45.590	2:12.922	(3)	80.40	2.559	12:10:27.546
4 -	***1:25.969***	***44.394***	***2:10.363***	**(1)**	***81.98***		***12:12:37.909***
5 -	1:26.940	44.936	2:11.876	(2)	81.04	1.513	12:14:49.785

P13 83 Talan SKEELS-PIGGINS Suzuki - McMillan Williams

IDEAL LAP TIME : 2:14.329 BEST LAP TIME : 2:14.454 DIFFERENCE : 0.125

LAP	SECTOR 1	SECTOR 2	LAP TIME		MPH	DIFF	TIME OF DAY
1 -		46.429	2:27.233		72.59	12.779	12:05:51.670
2 -	1:29.924	44.792	2:14.716	(3)	79.33	0.262	12:08:06.386
3 -	***1:29.649***	44.805	***2:14.454***	**(1)**	***79.49***		***12:10:20.840***
4 -	1:29.791	***44.680***	2:14.471	(2)	79.48	0.017	12:12:35.311

Weather / Track : Cloudy / Drying

Snetterton 300
Circuit Length = 2.9689 miles
Start: 12:03 Flag 12:13 End: 12:15

BMCRC - MRO Championships 2017 - Rnd 10 @ Snetterton 300

Team Respro MRO 600 inc Clubman 600

RACE 1 - SECTOR ANALYSIS

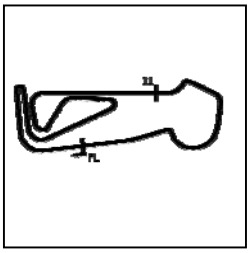

SECTOR 1 = FL to I1, SECTOR 2 = I1 to FL, DIFF = Difference To Personal Best Lap, P = Crossed Finish Line in Pit Lane, D = Time Disallowed

5 -	1:29.811	45.549	2:15.360	78.96	0.906	12:14:50.671

P14 81 C Liam DUFFETT Kawasaki - MFM Track Bikes

IDEAL LAP TIME : 2:14.468 BEST LAP TIME : 2:14.468 DIFFERENCE : 0.000

LAP	SECTOR 1	SECTOR 2	LAP TIME	MPH	DIFF	TIME OF DAY
1 -		46.372	2:26.790	72.81	12.322	12:05:51.227
2 -	1:31.634	46.265	2:17.899	77.50	3.431	12:08:09.126
3 -	1:29.405	45.567	2:14.972 **(2)**	79.18	0.504	12:10:24.098
4 -	1:29.476	45.932	2:15.408 **(3)**	78.93	0.940	12:12:39.506
5 -	***1:28.975***	***45.493***	***2:14.468*** **(1)**	***79.48***		***12:14:53.974***

P15 179 C Lee SILVAIN Yamaha - KS Autos / That'll do racing

IDEAL LAP TIME : 2:13.189 BEST LAP TIME : 2:13.219 DIFFERENCE : 0.030

LAP	SECTOR 1	SECTOR 2	LAP TIME	MPH	DIFF	TIME OF DAY
1 -		46.616	2:28.098	72.16	14.879	12:05:52.535
2 -	1:30.532	45.423	2:15.955 **(3)**	78.61	2.736	12:08:08.490
3 -	1:29.259	45.445	2:14.704 **(2)**	79.34	1.485	12:10:23.194
4 -	***1:28.023***	49.587	2:17.610	77.66	4.391	12:12:40.804
5 -	1:28.053	***45.166***	***2:13.219*** **(1)**	***80.22***		***12:14:54.023***

P16 226 Adam HARTGROVE Yamaha - Technical lifting services limited

IDEAL LAP TIME : 2:14.130 BEST LAP TIME : 2:17.835 DIFFERENCE : 3.705

LAP	SECTOR 1	SECTOR 2	LAP TIME	MPH	DIFF	TIME OF DAY
1 -		***43.554***	2:16.650	78.21		12:05:41.087
2 -	***1:30.576***	47.259	***2:17.835*** **(1)**	***77.54***		***12:07:58.922***
3 -	1:33.711	47.706	2:21.417	75.57	3.582	12:10:20.339
4 -	1:33.143	46.642	2:19.785 **(3)**	76.46	1.950	12:12:40.124
5 -	1:32.757	46.762	2:19.519 **(2)**	76.60	1.684	12:14:59.643

P17 67 Tony COE Yamaha -

IDEAL LAP TIME : 2:14.347 BEST LAP TIME : 2:14.364 DIFFERENCE : 0.017

LAP	SECTOR 1	SECTOR 2	LAP TIME	MPH	DIFF	TIME OF DAY
1 -		47.183	2:30.103	71.20	15.739	12:05:54.540
2 -	1:33.033	46.051	2:19.084	76.84	4.720	12:08:13.624
3 -	1:31.955	46.191	2:18.146 **(3)**	77.36	3.782	12:10:31.770
4 -	1:29.955	***44.594***	2:14.549 **(2)**	79.43	0.185	12:12:46.319
5 -	***1:29.753***	44.611	***2:14.364*** **(1)**	***79.54***		***12:15:00.683***

P18 78 Dan BEIGHTON Kawasaki - johns motorcycle news

IDEAL LAP TIME : 2:16.563 BEST LAP TIME : 2:16.563 DIFFERENCE : 0.000

LAP	SECTOR 1	SECTOR 2	LAP TIME	MPH	DIFF	TIME OF DAY
1 -		47.148	2:28.596	71.92	12.033	12:05:53.033
2 -	1:31.099	46.014	2:17.113 **(2)**	77.95	0.550	12:08:10.146
3 -	1:31.389	46.307	2:17.696 **(3)**	77.62	1.133	12:10:27.842
4 -	1:31.539	46.466	2:18.005	77.44	1.442	12:12:45.847
5 -	***1:30.807***	***45.756***	***2:16.563*** **(1)**	***78.26***		***12:15:02.410***

P19 99 Michael SIMMONS Yamaha - Westcountry Windings

IDEAL LAP TIME : 2:15.209 BEST LAP TIME : 2:15.209 DIFFERENCE : 0.000

LAP	SECTOR 1	SECTOR 2	LAP TIME	MPH	DIFF	TIME OF DAY
1 -		47.351	2:31.314	70.63	16.105	12:05:55.751
2 -	1:33.196	46.574	2:19.770	76.46	4.561	12:08:15.521
3 -	1:31.325	46.593	2:17.918 **(3)**	77.49	2.709	12:10:33.439
4 -	1:31.012	46.704	2:17.716 **(2)**	77.60	2.507	12:12:51.155
5 -	***1:28.846***	***46.363***	***2:15.209*** **(1)**	***79.04***		***12:15:06.364***

Weather / Track : Cloudy / Drying

Snetterton 300
Circuit Length = 2.9689 miles
Start: 12:03 Flag 12:13 End: 12:15

BMCRC - MRO Championships 2017 - Rnd 10 @ Snetterton 300

Team Respro MRO 600 inc Clubman 600

RACE 1 - SECTOR ANALYSIS

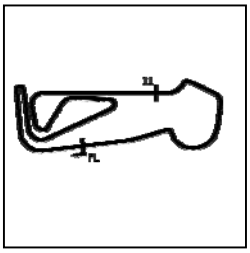

SECTOR 1 = FL to I1, SECTOR 2 = I1 to FL, DIFF = Difference To Personal Best Lap, P = Crossed Finish Line in Pit Lane, D = Time Disallowed

P20 57 Theo RUTTER — Yamaha - Sublime Designs Racing/RRC

IDEAL LAP TIME : 2:16.905 BEST LAP TIME : 2:16.905 DIFFERENCE : 0.000

LAP	SECTOR 1	SECTOR 2	LAP TIME		MPH	DIFF	TIME OF DAY
1 -		48.123	2:29.717		71.38	12.812	12:05:54.154
2 -	1:33.140	47.151	2:20.291		76.18	3.386	12:08:14.445
3 -	1:31.956	46.807	2:18.763	(3)	77.02	1.858	12:10:33.208
4 -	1:30.827	47.719	2:18.546	(2)	77.14	1.641	12:12:51.754
5 -	***1:30.556***	***46.349***	***2:16.905***	**(1)**	***78.06***		***12:15:08.659***

P21 98 C Lee ELLIS — Yamaha - My Wife!

IDEAL LAP TIME : 2:17.983 BEST LAP TIME : 2:17.983 DIFFERENCE : 0.000

LAP	SECTOR 1	SECTOR 2	LAP TIME		MPH	DIFF	TIME OF DAY
1 -		48.126	2:30.381		71.07	12.398	12:05:54.818
2 -	1:35.395	47.783	2:23.178		74.64	5.195	12:08:17.996
3 -	1:33.378	47.120	2:20.498	(3)	76.07	2.515	12:10:38.494
4 -	1:32.925	46.873	2:19.798	(2)	76.45	1.815	12:12:58.292
5 -	***1:31.324***	***46.659***	***2:17.983***	**(1)**	***77.45***		***12:15:16.275***

P22 51 C Andrew DURANT — Honda -

IDEAL LAP TIME : 2:18.450 BEST LAP TIME : 2:18.450 DIFFERENCE : 0.000

LAP	SECTOR 1	SECTOR 2	LAP TIME		MPH	DIFF	TIME OF DAY
1 -		47.921	2:32.603		70.03	14.153	12:05:57.040
2 -	1:33.595	47.713	2:21.308		75.63	2.858	12:08:18.348
3 -	1:33.333	47.042	2:20.375	(3)	76.13	1.925	12:10:38.723
4 -	***1:32.309***	***46.141***	***2:18.450***	**(1)**	***77.19***		***12:12:57.173***
5 -	1:32.519	47.787	2:20.306	(2)	76.17	1.856	12:15:17.479

P23 4 Connor MOODY — Kawasaki -

IDEAL LAP TIME : 2:21.622 BEST LAP TIME : 2:21.709 DIFFERENCE : 0.087

LAP	SECTOR 1	SECTOR 2	LAP TIME		MPH	DIFF	TIME OF DAY
1 -		47.560	2:31.501		70.54	9.792	12:05:55.938
2 -	1:35.263	47.093	2:22.356	(3)	75.07	0.647	12:08:18.294
3 -	1:35.621	47.106	2:22.727		74.88	1.018	12:10:41.021
4 -	***1:34.843***	46.866	***2:21.709***	**(1)**	***75.42***		***12:13:02.730***
5 -	1:35.218	***46.779***	2:21.997	(2)	75.26	0.288	12:15:24.727

P24 50 C Kris MURPHY — Yamaha - Rocksaw Racing - PASNutrition.co.uk

IDEAL LAP TIME : 2:22.868 BEST LAP TIME : 2:23.199 DIFFERENCE : 0.331

LAP	SECTOR 1	SECTOR 2	LAP TIME		MPH	DIFF	TIME OF DAY
1 -		49.282	2:35.408		68.77	12.209	12:05:59.845
2 -	1:35.839	48.953	2:24.792	(3)	73.81	1.593	12:08:24.637
3 -	1:34.464	***48.735***	***2:23.199***	**(1)**	***74.63***		***12:10:47.836***
4 -	***1:34.133***	49.757	2:23.890	(2)	74.27	0.691	12:13:11.726
5 -	1:36.411	50.242	2:26.653		72.88	3.454	12:15:38.379

P25 15 Aaron CLARKE — Yamaha - Yamaha

IDEAL LAP TIME : 2:07.621 BEST LAP TIME : 2:07.792 DIFFERENCE : 0.171

LAP	SECTOR 1	SECTOR 2	LAP TIME		MPH	DIFF	TIME OF DAY
1 -		IN PIT	4:19.235	**P**	41.22	2:11.443	12:07:43.672
2 -	OUTLAP	43.630	2:15.002		79.16	7.210	12:09:58.674
3 -	1:35.055	***43.515***	2:18.570	(2)	77.13	10.778	12:12:17.244
4 -	***1:24.106***	43.686	***2:07.792***	**(1)**	***83.63***		***12:14:25.036***

P26 53 C Jason SIGGS — Yamaha - J Siggs Construction

IDEAL LAP TIME : BEST LAP TIME : DIFFERENCE :

LAP	SECTOR 1	SECTOR 2	LAP TIME	MPH	DIFF	TIME OF DAY
1 -		***44.372***	2:16.644	78.21		12:05:41.081

Weather / Track : Cloudy / Drying

Snetterton 300
Circuit Length = 2.9689 miles
Start: 12:03 Flag 12:13 End: 12:15

BMCRC - MRO Championships 2017 - Rnd 10 @ Snetterton 300

Team Respro MRO 600 inc Clubman 600

RACE 1 - SECTOR ANALYSIS

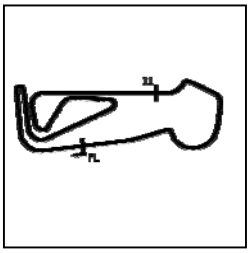

SECTOR 1 = FL to I1, SECTOR 2 = I1 to FL, DIFF = Difference To Personal Best Lap, P = Crossed Finish Line in Pit Lane, D = Time Disallowed

P27 14 Chris BURRAGE Yamaha - Seton tuning

IDEAL LAP TIME : BEST LAP TIME : DIFFERENCE :

LAP	SECTOR 1	SECTOR 2	LAP TIME	MPH	DIFF	TIME OF DAY
1 -		***44.026***	2:17.050	77.98		12:05:41.487

Weather / Track : Cloudy / Drying

Snetterton 300
Circuit Length = 2.9689 miles
Start: 12:03 Flag 12:13 End: 12:15

BMCRC - MRO Championships 2017 - Rnd 10 @ Snetterton 300

Team Respro MRO 600 inc Clubman 600

RACE 1 - BEST SECTORS

SECTOR 1

POS	NO	NAME	TIME
1	52	PHILP	**1:19.618**
2	10	WILBY	**1:20.406**
3	127	TINKLER	**1:20.706**
4	112	NAGY	**1:21.903**
5	44	PLATTON	**1:22.834**
6	11	HARVEY	**1:23.070**
7	173	DRAPER	**1:23.101**
8	15	CLARKE	**1:24.106**
9	17	BAKER	**1:24.774**
10	46	ROWLINGS	**1:25.431**
11	5	FOORD	**1:25.969**
12	56	MILLS	**1:26.205**
13	179	SILVAIN	**1:28.023**
14	147	CHASTON	**1:28.026**
15	99	SIMMONS	**1:28.846**
16	81	DUFFETT	**1:28.975**
17	83	SKEELS-PIGGINS	**1:29.649**
18	67	COE	**1:29.753**
19	57	RUTTER	**1:30.556**
20	226	HARTGROVE	**1:30.576**
21	78	BEIGHTON	**1:30.807**
22	98	ELLIS	**1:31.324**
23	51	DURANT	**1:32.309**
24	50	MURPHY	**1:34.133**
25	4	MOODY	**1:34.843**
26			
27			
28			
29			
30			

SECTOR 2

NO	NAME	TIME
10	WILBY	**40.357**
127	TINKLER	**40.997**
52	PHILP	**41.324**
112	NAGY	**41.448**
44	PLATTON	**42.108**
11	HARVEY	**42.646**
173	DRAPER	**42.736**
17	BAKER	**43.107**
46	ROWLINGS	**43.515**
15	CLARKE	**43.515**
226	HARTGROVE	**43.554**
56	MILLS	**43.871**
147	CHASTON	**43.949**
14	BURRAGE	**44.026**
53	SIGGS	**44.372**
5	FOORD	**44.394**
67	COE	**44.594**
83	SKEELS-PIGGINS	**44.680**
179	SILVAIN	**45.166**
81	DUFFETT	**45.493**
78	BEIGHTON	**45.756**
51	DURANT	**46.141**
57	RUTTER	**46.349**
99	SIMMONS	**46.363**
98	ELLIS	**46.659**
4	MOODY	**46.779**
50	MURPHY	**48.735**

IDEAL / BEST COMPARISON

			IDEAL	BEST	DIFF
		PERFECT LAP	1:59.975		
1	10	WILBY	2:00.763	2:01.180	0.417
2	52	PHILP	2:00.942	2:00.942	0.000
3	127	TINKLER	2:01.703	2:01.703	0.000
4	112	NAGY	2:03.351	2:03.351	0.000
5	44	PLATTON	2:04.942	2:04.990	0.048
6	11	HARVEY	2:05.716	2:05.716	0.000
7	173	DRAPER	2:05.837	2:05.837	0.000
8	15	CLARKE	2:07.621	2:07.792	0.171
9	17	BAKER	2:07.881	2:08.307	0.426
10	46	ROWLINGS	2:08.946	2:08.968	0.022
11	56	MILLS	2:10.076	2:10.076	0.000
12	5	FOORD	2:10.363	2:10.363	0.000
13	147	CHASTON	2:11.975	2:12.161	0.186
14	179	SILVAIN	2:13.189	2:13.219	0.030
15	226	HARTGROVE	2:14.130	2:17.835	3.705
16	83	SKEELS-PIGGINS	2:14.329	2:14.454	0.125
17	67	COE	2:14.347	2:14.364	0.017
18	81	DUFFETT	2:14.468	2:14.468	0.000
19	99	SIMMONS	2:15.209	2:15.209	0.000
20	78	BEIGHTON	2:16.563	2:16.563	0.000
21	57	RUTTER	2:16.905	2:16.905	0.000
22	98	ELLIS	2:17.983	2:17.983	0.000
23	51	DURANT	2:18.450	2:18.450	0.000
24	4	MOODY	2:21.622	2:21.709	0.087
25	50	MURPHY	2:22.868	2:23.199	0.331
26	53	SIGGS			
27	14	BURRAGE			

Weather / Track : Cloudy / Drying

Snetterton 300
Circuit Length = 2.9689 miles
Start: 12:03 Flag 12:13 End: 12:15

Results can be found at www.tsl-timing.com

Printed - 12:17 Saturday, 07 October 2017

BMCRC - MRO Championships 2017 - Rnd 10 @ Snetterton 300

Team Respro MRO 600 inc Clubman 600

RACE 10 - GRID (5 Laps)

ROW 12	1	1	34 83 Talan SKEELS-PIGGINS 2:14.454
ROW 11	33 16 Ollie SHOTTON	32 181 Gary CROFT	31 143 Daire PRENDERGAST
ROW 10	30 41 Milo WARD	29 164 David LENEHAN	28 40 David SHELVEY
ROW 9	27 192 Daniel MOFFA	26 14 Chris BURRAGE	25 53 Jason SIGGS
ROW 8	24 50 Kris MURPHY 2:23.199	23 4 Connor MOODY 2:21.709	22 51 Andrew DURANT 2:18.450
ROW 7	21 98 Lee ELLIS 2:17.983	20 226 Adam HARTGROVE 2:17.835	19 57 Theo RUTTER 2:16.905
ROW 6	18 78 Dan BEIGHTON 2:16.563	17 99 Michael SIMMONS 2:15.209	16 81 Liam DUFFETT 2:14.468
ROW 5	15 67 Tony COE 2:14.364	14 179 Lee SILVAIN 2:13.219	13 147 Sean CHASTON 2:12.161
ROW 4	12 5 Martin FOORD 2:10.363	11 56 Michael MILLS 2:10.076	10 46 Harry ROWLINGS 2:08.968
ROW 3	9 17 Philip BAKER 2:08.307	8 15 Aaron CLARKE 2:07.792	7 173 Stephen DRAPER 2:05.837
ROW 2	6 11 Josh HARVEY 2:05.716	5 44 Hayden PLATTON 2:04.990	4 112 James NAGY 2:03.351
ROW 1	3 127 David TINKLER 2:01.703	2 10 Paul WILBY 2:01.180	1 52 Tommy PHILP 2:00.942

Pole

Snetterton 300
Circuit Length = 2.9689 miles

These results are provisional until the conclusion of any judicial and technical matters.

Clerk Of Course :		Timekeeper :

Results can be found at www.tsl-timing.com

Printed - 12:21 Saturday, 07 October 2017

BMCRC - MRO Championships 2017 - Rnd 10 @ Snetterton 300

Team Respro MRO 600 inc Clubman 600

RACE 10 - CLASSIFICATION

POS	NO	CL	PIC	NAME	ENTRY	LAPS	TIME	GAP	DIFF	MPH	BEST	ON
1	**52**		1	Tommy PHILP	Yamaha - Draper vent	**4**	9:12.225			77.41	**2:15.716**	2
2	**112**		2	James NAGY	Kawasaki -	**4**	9:16.811	**4.586**	4.586	76.78	**2:16.355**	4
3	**10**	C	1	Paul WILBY	Kawasaki -	**4**	9:16.845	**4.620**	0.034	76.77	**2:17.340**	3
4	**127**		3	David TINKLER	Yamaha - alltrades/tinklers m/cycles	**4**	9:17.062	**4.837**	0.217	76.74	**2:16.397**	4
5	**11**		4	Josh HARVEY	Yamaha - NR Racing	**4**	9:32.398	**20.173**	15.336	74.68	**2:19.111**	4
6	**44**		5	Hayden PLATTON	Kawasaki - NR Racing	**4**	9:32.872	**20.647**	0.474	74.62	**2:19.211**	4
7	**56**	C	2	Michael MILLS	Yamaha - A51 Racing	**4**	9:35.182	**22.957**	2.310	74.32	**2:20.527**	4
8	**46**		6	Harry ROWLINGS	Triumph - Bernard Elliott racing / Steve Jordan moto	**4**	9:35.424	**23.199**	0.242	74.29	**2:20.577**	4
9	**17**	C	3	Philip BAKER	Triumph - Ashford accident repair center	**4**	9:35.454	**23.229**	0.030	74.29	**2:20.678**	4
10	**53**	C	4	Jason SIGGS	Yamaha - J Siggs Construction	**4**	9:42.447	**30.222**	6.993	73.40	**2:20.575**	4
11	**14**		7	Chris BURRAGE	Yamaha - Seton tuning	**4**	9:45.805	**33.580**	3.358	72.98	**2:24.027**	3
12	**226**		8	Adam HARTGROVE	Yamaha - Technical lifting services limited	**4**	9:47.227	**35.002**	1.422	72.80	**2:24.040**	3
13	**26**		9	Luke HOPKINS	Yamaha - Mum - Zarra Hopkins	**4**	9:53.090	**40.865**	5.863	72.08	**2:22.121**	4
14	**147**	C	5	Sean CHASTON	Yamaha - Hyside Motorcycles	**4**	9:53.990	**41.765**	0.900	71.97	**2:24.507**	3
15	**192**	C	6	Daniel MOFFA	Triumph - DM Racing	**4**	9:58.049	**45.824**	4.059	71.48	**2:24.905**	4
16	**81**	C	7	Liam DUFFETT	Kawasaki - MFM Track Bikes	**4**	10:03.803	**51.578**	5.754	70.80	**2:28.880**	3
17	**40**		10	David SHELVEY	Suzuki - ymark.com	**4**	10:08.245	**56.020**	4.442	70.28	**2:26.882**	4
18	**98**	C	8	Lee ELLIS	Yamaha - My Wife!	**4**	10:08.803	**56.578**	0.558	70.22	**2:25.608**	4
19	**51**	C	9	Andrew DURANT	Honda -	**4**	10:09.520	**57.295**	0.717	70.14	**2:25.642**	4
20	**57**		11	Theo RUTTER	Yamaha - Sublime Designs Racing/RRC	**4**	10:13.386	**1:01.161**	3.866	69.69	**2:30.744**	4
21	**164**	C	10	David LENEHAN	Yamaha - Gradewell Plant & Haulage	**4**	10:16.579	**1:04.354**	3.193	69.33	**2:27.459**	4
22	**179**	C	11	Lee SILVAIN	Yamaha - KS Autos / That'll do racing	**4**	10:22.391	**1:10.166**	5.812	68.69	**2:31.122**	4

NOT CLASSIFIED

DNF	**83**			Talan SKEELS-PIGGINS	Suzuki - McMillan Williams	**4**	9:46.467	**34.242**		72.89	**2:19.761**	4
DNF	**78**			Dan BEIGHTON	Kawasaki - johns motorcycle news	**3**	7:22.770	**1 Lap**	1 Lap	72.41	**2:23.437**	3
DNF	**5**			Martin FOORD	Kawasaki - More moto	**3**	7:51.813	**1 Lap**	29.043	67.95	**2:32.983**	3
DNF	**50**	C		Kris MURPHY	Yamaha - Rocksaw Racing - PASNutrition.co.uk	**2**	5:11.436	**2 Laps**	1 Lap	68.63	**2:28.903**	2
DNF	**4**			Connor MOODY	Kawasaki -	**2**	6:33.960	**2 Laps**	1:22.524	54.25		
DNF	**143**	C		Daire PRENDERGAST	Kawasaki - Emerald Plant Services	**1**	2:51.513	**3 Laps**	1 Lap	62.31		

FASTEST LAP

	52		Tommy PHILP	Yamaha - Draper vent	**2**	2:15.716	78.75 mph	126.74 kph
	10	C	Paul WILBY	Kawasaki -	**3**	2:17.340	77.82 mph	125.24 kph

Class - 90% of Race Speed = 69.66 mph
Class C - 90% of Race Speed = 69.09 mph

Snetterton 300
Circuit Length = 2.9689 miles
Start: 16:47 Flag 16:56 End: 16:57

Weather / Track : Cloudy / Wet
These results are provisional until the conclusion of any judicial and technical matters.

Clerk Of Course :		Timekeeper :

Results can be found at www.tsl-timing.com

Printed - 17:03 Saturday, 07 October 2017

BMCRC - MRO Championships 2017 - Rnd 10 @ Snetterton 300

Team Respro MRO 600 inc Clubman 600

RACE 10 - LAP CHART

LAP 1 @ 16:49:29.768

NO	BEHIND	LAP TIME
52		2:22.002
10	2.065	2:24.067
112	3.195	2:25.197
127	3.502	2:25.504
44	6.255	2:28.257
11	6.472	2:28.474
17	7.054	2:29.056
56	7.296	2:29.298
46	8.644	2:30.646
226	9.234	2:31.236
14	10.342	2:32.344
78	12.329	2:34.331
81	13.455	2:35.457
53	14.321	2:36.323
147	14.458	2:36.460
57	17.057	2:39.059
192	17.150	2:39.152
26	17.817	2:39.819
83	18.068	2:40.070
179	20.402	2:42.404
50	20.531	2:42.533
40	21.066	2:43.068
5	21.889	2:43.891
98	22.941	2:44.943
51	23.158	2:45.160
164	25.912	2:47.914
143	29.511	2:51.513
4	1:31.513	3:53.515 **P**

LAP 2 @ 16:51:45.484

NO	BEHIND	LAP TIME
52		2:15.716
10	3.794	2:17.445
112	5.824	2:18.345
127	6.087	2:18.301
44	14.805	2:24.266
11	14.876	2:24.120
17	15.131	2:23.793
56	15.300	2:23.720
46	15.386	2:22.458
14	19.763	2:25.137
226	19.959	2:26.441
78	21.615	2:25.002
53	21.997	2:23.392
147	26.849	2:28.107
81	27.108	2:29.369
83	27.527	2:25.175
192	27.753	2:26.319
26	27.914	2:25.813
57	32.789	2:31.448
50	33.718	2:28.903
40	34.288	2:28.938
98	37.317	2:30.092
51	38.792	2:31.350
179	41.051	2:36.365
5	41.112	2:34.939
164	41.511	2:31.315
4	1:56.242	2:40.445

LAP 3 @ 16:54:02.266

NO	BEHIND	LAP TIME
52		2:16.782
10	4.352	2:17.340
112	5.956	2:16.914
127	6.165	2:16.860
11	18.787	2:20.693
44	19.161	2:21.138
56	20.155	2:21.637
17	20.276	2:21.927
46	20.347	2:21.743
14	27.008	2:24.027
226	27.217	2:24.040
53	27.372	2:22.157
78	28.270	2:23.437
83	32.206	2:21.461
147	34.574	2:24.507
26	36.469	2:25.337
192	38.644	2:27.673
81	39.206	2:28.880
40	46.863	2:29.357
57	48.142	2:32.135
98	48.695	2:28.160
51	49.378	2:27.368
164	54.620	2:29.891
179	56.769	2:32.500
5	57.313	2:32.983

LAP 4 @ 16:56:19.991

NO	BEHIND	LAP TIME
52		2:17.725
112	4.586	2:16.355
10	4.620	2:17.993
127	4.837	2:16.397
11	20.173	2:19.111
44	20.647	2:19.211
56	22.957	2:20.527
46	23.199	2:20.577
17	23.229	2:20.678
53	30.222	2:20.575
14	33.580	2:24.297
83	34.242	2:19.761
226	35.002	2:25.510
26	40.865	2:22.121
147	41.765	2:24.916
192	45.824	2:24.905
81	51.578	2:30.097
40	56.020	2:26.882
98	56.578	2:25.608
51	57.295	2:25.642
57	1:01.161	2:30.744
164	1:04.354	2:27.459
179	1:10.166	2:31.122

Weather / Track : Cloudy / Wet

Snetterton 300
Circuit Length = 2.9689 miles
Start: 16:47 Flag 16:56 End: 16:57

Results can be found at www.tsl-timing.com

Printed - 17:02 Saturday, 07 October 2017

BMCRC - MRO Championships 2017 - Rnd 10 @ Snetterton 300

Team Respro MRO 600 inc Clubman 600

RACE 10 - SECTOR ANALYSIS

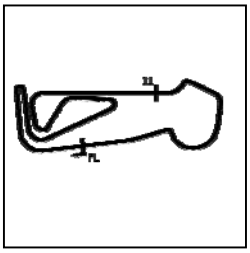

SECTOR 1 = FL to I1, SECTOR 2 = I1 to FL, DIFF = Difference To Personal Best Lap, P = Crossed Finish Line in Pit Lane, D = Time Disallowed

P1 52 Tommy PHILP Yamaha - Draper vent

IDEAL LAP TIME : 2:15.716 BEST LAP TIME : 2:15.716 DIFFERENCE : 0.000

LAP	SECTOR 1	SECTOR 2	LAP TIME		MPH	DIFF	TIME OF DAY
1 -		46.689	2:22.002		75.26	6.286	16:49:29.768
2 -	***1:29.909***	***45.807***	***2:15.716***	**(1)**	***78.75***		***16:51:45.484***
3 -	1:30.253	46.529	2:16.782	**(2)**	78.13	1.066	16:54:02.266
4 -	1:31.338	46.387	2:17.725	**(3)**	77.60	2.009	16:56:19.991

P2 112 James NAGY Kawasaki -

IDEAL LAP TIME : 2:16.355 BEST LAP TIME : 2:16.355 DIFFERENCE : 0.000

LAP	SECTOR 1	SECTOR 2	LAP TIME		MPH	DIFF	TIME OF DAY
1 -		46.818	2:25.197		73.61	8.842	16:49:32.963
2 -	1:31.756	46.589	2:18.345	**(3)**	77.25	1.990	16:51:51.308
3 -	1:30.850	46.064	2:16.914	**(2)**	78.06	0.559	16:54:08.222
4 -	***1:30.312***	***46.043***	***2:16.355***	**(1)**	***78.38***		***16:56:24.577***

P3 10 C Paul WILBY Kawasaki -

IDEAL LAP TIME : 2:16.701 BEST LAP TIME : 2:17.340 DIFFERENCE : 0.639

LAP	SECTOR 1	SECTOR 2	LAP TIME		MPH	DIFF	TIME OF DAY
1 -		***45.993***	2:24.067		74.18	6.727	16:49:31.833
2 -	1:30.900	46.545	2:17.445	**(2)**	77.76	0.105	16:51:49.278
3 -	***1:30.708***	46.632	***2:17.340***	**(1)**	***77.82***		***16:54:06.618***
4 -	1:31.411	46.582	2:17.993	**(3)**	77.45	0.653	16:56:24.611

P4 127 David TINKLER Yamaha - alltrades/tinklers m/cycles

IDEAL LAP TIME : 2:16.205 BEST LAP TIME : 2:16.397 DIFFERENCE : 0.192

LAP	SECTOR 1	SECTOR 2	LAP TIME		MPH	DIFF	TIME OF DAY
1 -		46.947	2:25.504		73.45	9.107	16:49:33.270
2 -	1:32.419	45.882	2:18.301	**(3)**	77.28	1.904	16:51:51.571
3 -	1:31.312	***45.548***	2:16.860	**(2)**	78.09	0.463	16:54:08.431
4 -	***1:30.657***	45.740	***2:16.397***	**(1)**	***78.36***		***16:56:24.828***

P5 11 Josh HARVEY Yamaha - NR Racing

IDEAL LAP TIME : 2:19.111 BEST LAP TIME : 2:19.111 DIFFERENCE : 0.000

LAP	SECTOR 1	SECTOR 2	LAP TIME		MPH	DIFF	TIME OF DAY
1 -		47.816	2:28.474		71.98	9.363	16:49:36.240
2 -	1:35.582	48.538	2:24.120	**(3)**	74.16	5.009	16:52:00.360
3 -	1:33.610	47.083	2:20.693	**(2)**	75.96	1.582	16:54:21.053
4 -	***1:32.522***	***46.589***	***2:19.111***	**(1)**	***76.83***		***16:56:40.164***

P6 44 Hayden PLATTON Kawasaki - NR Racing

IDEAL LAP TIME : 2:19.211 BEST LAP TIME : 2:19.211 DIFFERENCE : 0.000

LAP	SECTOR 1	SECTOR 2	LAP TIME		MPH	DIFF	TIME OF DAY
1 -		47.930	2:28.257		72.09	9.046	16:49:36.023
2 -	1:35.653	48.613	2:24.266	**(3)**	74.08	5.055	16:52:00.289
3 -	1:33.986	47.152	2:21.138	**(2)**	75.72	1.927	16:54:21.427
4 -	***1:32.540***	***46.671***	***2:19.211***	**(1)**	***76.77***		***16:56:40.638***

P7 56 C Michael MILLS Yamaha - A51 Racing

IDEAL LAP TIME : 2:20.527 BEST LAP TIME : 2:20.527 DIFFERENCE : 0.000

LAP	SECTOR 1	SECTOR 2	LAP TIME		MPH	DIFF	TIME OF DAY
1 -		47.474	2:29.298		71.58	8.771	16:49:37.064
2 -	1:35.034	48.686	2:23.720	**(3)**	74.36	3.193	16:52:00.784
3 -	1:34.059	47.578	2:21.637	**(2)**	75.46	1.110	16:54:22.421
4 -	***1:33.472***	***47.055***	***2:20.527***	**(1)**	***76.05***		***16:56:42.948***

Weather / Track : Cloudy / Wet

Snetterton 300
Circuit Length = 2.9689 miles
Start: 16:47 Flag 16:56 End: 16:57

BMCRC - MRO Championships 2017 - Rnd 10 @ Snetterton 300

Team Respro MRO 600 inc Clubman 600

RACE 10 - SECTOR ANALYSIS

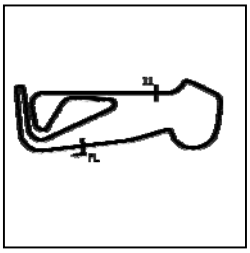

SECTOR 1 = FL to I1, SECTOR 2 = I1 to FL, DIFF = Difference To Personal Best Lap, P = Crossed Finish Line in Pit Lane, D = Time Disallowed

P8 46 Harry ROWLINGS — Triumph - Bernard Elliott racing / Steve Jordan motorcycles

IDEAL LAP TIME : 2:20.577 BEST LAP TIME : 2:20.577 DIFFERENCE : 0.000

LAP	SECTOR 1	SECTOR 2	LAP TIME		MPH	DIFF	TIME OF DAY
1 -		47.886	2:30.646		70.94	10.069	16:49:38.412
2 -	1:34.791	47.667	2:22.458	(3)	75.02	1.881	16:52:00.870
3 -	1:34.474	47.269	2:21.743	(2)	75.40	1.166	16:54:22.613
4 -	***1:33.607***	***46.970***	***2:20.577***	**(1)**	***76.03***		***16:56:43.190***

P9 17 C Philip BAKER — Triumph - Ashford accident repair center

IDEAL LAP TIME : 2:20.678 BEST LAP TIME : 2:20.678 DIFFERENCE : 0.000

LAP	SECTOR 1	SECTOR 2	LAP TIME		MPH	DIFF	TIME OF DAY
1 -		47.669	2:29.056		71.70	8.378	16:49:36.822
2 -	1:35.159	48.634	2:23.793	(3)	74.32	3.115	16:52:00.615
3 -	1:34.337	47.590	2:21.927	(2)	75.30	1.249	16:54:22.542
4 -	***1:33.479***	***47.199***	***2:20.678***	**(1)**	***75.97***		***16:56:43.220***

P10 53 C Jason SIGGS — Yamaha - J Siggs Construction

IDEAL LAP TIME : 2:20.575 BEST LAP TIME : 2:20.575 DIFFERENCE : 0.000

LAP	SECTOR 1	SECTOR 2	LAP TIME		MPH	DIFF	TIME OF DAY
1 -		48.651	2:36.323		68.37	15.748	16:49:44.089
2 -	1:35.741	47.651	2:23.392	(3)	74.53	2.817	16:52:07.481
3 -	1:34.132	48.025	2:22.157	(2)	75.18	1.582	16:54:29.638
4 -	***1:33.136***	***47.439***	***2:20.575***	**(1)**	***76.03***		***16:56:50.213***

P11 14 Chris BURRAGE — Yamaha - Seton tuning

IDEAL LAP TIME : 2:23.836 BEST LAP TIME : 2:24.027 DIFFERENCE : 0.191

LAP	SECTOR 1	SECTOR 2	LAP TIME		MPH	DIFF	TIME OF DAY
1 -		***48.039***	2:32.344		70.15	8.317	16:49:40.110
2 -	1:36.396	48.741	2:25.137	(3)	73.64	1.110	16:52:05.247
3 -	***1:35.797***	48.230	***2:24.027***	**(1)**	***74.20***		***16:54:29.274***
4 -	1:36.112	48.185	2:24.297	(2)	74.07	0.270	16:56:53.571

P12 226 Adam HARTGROVE — Yamaha - Technical lifting services limited

IDEAL LAP TIME : 2:23.565 BEST LAP TIME : 2:24.040 DIFFERENCE : 0.475

LAP	SECTOR 1	SECTOR 2	LAP TIME		MPH	DIFF	TIME OF DAY
1 -		48.453	2:31.236		70.67	7.196	16:49:39.002
2 -	1:37.332	49.109	2:26.441	(3)	72.98	2.401	16:52:05.443
3 -	1:36.661	***47.379***	***2:24.040***	**(1)**	***74.20***		***16:54:29.483***
4 -	***1:36.186***	49.324	2:25.510	(2)	73.45	1.470	16:56:54.993

P13 26 Luke HOPKINS — Yamaha - Mum - Zarra Hopkins

IDEAL LAP TIME : 2:21.786 BEST LAP TIME : 2:22.121 DIFFERENCE : 0.335

LAP	SECTOR 1	SECTOR 2	LAP TIME		MPH	DIFF	TIME OF DAY
1 -		50.014	2:39.819		66.87	17.698	16:49:47.585
2 -	1:37.769	48.044	2:25.813	(3)	73.29	3.692	16:52:13.398
3 -	1:37.753	***47.584***	2:25.337	(2)	73.53	3.216	16:54:38.735
4 -	***1:34.202***	47.919	***2:22.121***	**(1)**	***75.20***		***16:57:00.856***

P14 147 C Sean CHASTON — Yamaha - Hyside Motorcycles

IDEAL LAP TIME : 2:24.296 BEST LAP TIME : 2:24.507 DIFFERENCE : 0.211

LAP	SECTOR 1	SECTOR 2	LAP TIME		MPH	DIFF	TIME OF DAY
1 -		49.930	2:36.460		68.31	11.953	16:49:44.226
2 -	1:38.003	50.104	2:28.107	(3)	72.16	3.600	16:52:12.333
3 -	1:36.872	***47.635***	***2:24.507***	**(1)**	***73.96***		***16:54:36.840***
4 -	***1:36.661***	48.255	2:24.916	(2)	73.75	0.409	16:57:01.756

Weather / Track : Cloudy / Wet

Snetterton 300
Circuit Length = 2.9689 miles
Start: 16:47 Flag 16:56 End: 16:57

BMCRC - MRO Championships 2017 - Rnd 10 @ Snetterton 300

Team Respro MRO 600 inc Clubman 600

RACE 10 - SECTOR ANALYSIS

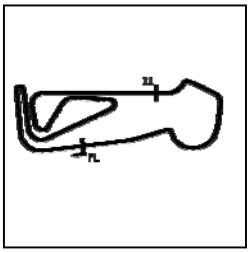

SECTOR 1 = FL to I1, SECTOR 2 = I1 to FL, DIFF = Difference To Personal Best Lap, P = Crossed Finish Line in Pit Lane, D = Time Disallowed

P15 192 C Daniel MOFFA Triumph - DM Racing

IDEAL LAP TIME : 2:24.426 BEST LAP TIME : 2:24.905 DIFFERENCE : 0.479

LAP	SECTOR 1	SECTOR 2	LAP TIME		MPH	DIFF	TIME OF DAY
1 -		49.684	2:39.152		67.15	14.247	16:49:46.918
2 -	1:38.115	***48.204***	2:26.319	**(2)**	73.04	1.414	16:52:13.237
3 -	1:38.593	49.080	2:27.673	**(3)**	72.37	2.768	16:54:40.910
4 -	***1:36.222***	48.683	***2:24.905***	**(1)**	***73.75***		***16:57:05.815***

P16 81 C Liam DUFFETT Kawasaki - MFM Track Bikes

IDEAL LAP TIME : 2:28.533 BEST LAP TIME : 2:28.880 DIFFERENCE : 0.347

LAP	SECTOR 1	SECTOR 2	LAP TIME		MPH	DIFF	TIME OF DAY
1 -		***49.818***	2:35.457		68.75	6.577	16:49:43.223
2 -	***1:38.715***	50.654	2:29.369	**(2)**	71.55	0.489	16:52:12.592
3 -	1:38.889	49.991	***2:28.880***	**(1)**	***71.78***		***16:54:41.472***
4 -	1:39.560	50.537	2:30.097	**(3)**	71.20	1.217	16:57:11.569

P17 40 David SHELVEY Suzuki - ymark.com

IDEAL LAP TIME : 2:26.882 BEST LAP TIME : 2:26.882 DIFFERENCE : 0.000

LAP	SECTOR 1	SECTOR 2	LAP TIME		MPH	DIFF	TIME OF DAY
1 -		51.310	2:43.068		65.54	16.186	16:49:50.834
2 -	1:39.944	48.994	2:28.938	**(2)**	71.76	2.056	16:52:19.772
3 -	1:40.216	49.141	2:29.357	**(3)**	71.56	2.475	16:54:49.129
4 -	***1:38.079***	***48.803***	***2:26.882***	**(1)**	***72.76***		***16:57:16.011***

P18 98 C Lee ELLIS Yamaha - My Wife!

IDEAL LAP TIME : 2:25.608 BEST LAP TIME : 2:25.608 DIFFERENCE : 0.000

LAP	SECTOR 1	SECTOR 2	LAP TIME		MPH	DIFF	TIME OF DAY
1 -		51.545	2:44.943		64.79	19.335	16:49:52.709
2 -	1:39.748	50.344	2:30.092	**(3)**	71.21	4.484	16:52:22.801
3 -	1:38.372	49.788	2:28.160	**(2)**	72.13	2.552	16:54:50.961
4 -	***1:36.525***	***49.083***	***2:25.608***	**(1)**	***73.40***		***16:57:16.569***

P19 51 C Andrew DURANT Honda -

IDEAL LAP TIME : 2:25.642 BEST LAP TIME : 2:25.642 DIFFERENCE : 0.000

LAP	SECTOR 1	SECTOR 2	LAP TIME		MPH	DIFF	TIME OF DAY
1 -		51.434	2:45.160		64.71	19.518	16:49:52.926
2 -	1:41.436	49.914	2:31.350	**(3)**	70.61	5.708	16:52:24.276
3 -	1:37.522	49.846	2:27.368	**(2)**	72.52	1.726	16:54:51.644
4 -	***1:37.213***	***48.429***	***2:25.642***	**(1)**	***73.38***		***16:57:17.286***

P20 57 Theo RUTTER Yamaha - Sublime Designs Racing/RRC

IDEAL LAP TIME : 2:30.744 BEST LAP TIME : 2:30.744 DIFFERENCE : 0.000

LAP	SECTOR 1	SECTOR 2	LAP TIME		MPH	DIFF	TIME OF DAY
1 -		51.042	2:39.059		67.19	8.315	16:49:46.825
2 -	1:40.779	50.669	2:31.448	**(2)**	70.57	0.704	16:52:18.273
3 -	1:41.572	50.563	2:32.135	**(3)**	70.25	1.391	16:54:50.408
4 -	***1:40.483***	***50.261***	***2:30.744***	**(1)**	***70.90***		***16:57:21.152***

P21 164 C David LENEHAN Yamaha - Gradewell Plant & Haulage

IDEAL LAP TIME : 2:27.459 BEST LAP TIME : 2:27.459 DIFFERENCE : 0.000

LAP	SECTOR 1	SECTOR 2	LAP TIME		MPH	DIFF	TIME OF DAY
1 -		51.618	2:47.914		63.65	20.455	16:49:55.680
2 -	1:39.318	51.997	2:31.315	**(3)**	70.63	3.856	16:52:26.995
3 -	1:40.219	49.672	2:29.891	**(2)**	71.30	2.432	16:54:56.886
4 -	***1:37.887***	***49.572***	***2:27.459***	**(1)**	***72.48***		***16:57:24.345***

Weather / Track : Cloudy / Wet

Snetterton 300
Circuit Length = 2.9689 miles
Start: 16:47 Flag 16:56 End: 16:57

BMCRC - MRO Championships 2017 - Rnd 10 @ Snetterton 300

Team Respro MRO 600 inc Clubman 600

RACE 10 - SECTOR ANALYSIS

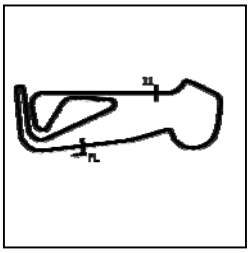

SECTOR 1 = FL to I1, SECTOR 2 = I1 to FL, DIFF = Difference To Personal Best Lap, P = Crossed Finish Line in Pit Lane, D = Time Disallowed

P22 179 C Lee SILVAIN Yamaha - KS Autos / That'll do racing

IDEAL LAP TIME : 2:31.008 BEST LAP TIME : 2:31.122 DIFFERENCE : 0.114

LAP	SECTOR 1	SECTOR 2	LAP TIME	MPH	DIFF	TIME OF DAY
1 -		52.339	2:42.404	65.81	11.282	16:49:50.170
2 -	1:44.232	52.133	2:36.365 (3)	68.35	5.243	16:52:26.535
3 -	1:42.075	***50.425***	2:32.500 (2)	70.08	1.378	16:54:59.035
4 -	***1:40.583***	50.539	***2:31.122*** **(1)**	***70.72***		***16:57:30.157***

P23 83 Talan SKEELS-PIGGINS Suzuki - McMillan Williams

IDEAL LAP TIME : 2:18.874 BEST LAP TIME : 2:19.761 DIFFERENCE : 0.887

LAP	SECTOR 1	SECTOR 2	LAP TIME	MPH	DIFF	TIME OF DAY
1 -		49.332	2:40.070	66.77	20.309	16:49:47.836
2 -	1:37.569	47.606	2:25.175 (3)	73.62	5.414	16:52:13.011
3 -	1:34.632	***46.829***	2:21.461 (2)	75.55	1.700	16:54:34.472
4 -	***1:32.045***	47.716	***2:19.761*** **(1)**	***76.47***		***16:56:54.233***

P24 78 Dan BEIGHTON Kawasaki - johns motorcycle news

IDEAL LAP TIME : 2:23.437 BEST LAP TIME : 2:23.437 DIFFERENCE : 0.000

LAP	SECTOR 1	SECTOR 2	LAP TIME	MPH	DIFF	TIME OF DAY
1 -		48.977	2:34.331	69.25	10.894	16:49:42.097
2 -	1:36.372	48.630	2:25.002 (2)	73.70	1.565	16:52:07.099
3 -	***1:35.523***	***47.914***	***2:23.437*** **(1)**	***74.51***		***16:54:30.536***

P25 5 Martin FOORD Kawasaki - More moto

IDEAL LAP TIME : 2:32.983 BEST LAP TIME : 2:32.983 DIFFERENCE : 0.000

LAP	SECTOR 1	SECTOR 2	LAP TIME	MPH	DIFF	TIME OF DAY
1 -		52.476	2:43.891	65.21	10.908	16:49:51.657
2 -	1:42.864	52.075	2:34.939 (2)	68.98	1.956	16:52:26.596
3 -	***1:42.417***	***50.566***	***2:32.983*** **(1)**	***69.86***		***16:54:59.579***

P26 50 C Kris MURPHY Yamaha - Rocksaw Racing - PASNutrition.co.uk

IDEAL LAP TIME : 2:28.526 BEST LAP TIME : 2:28.903 DIFFERENCE : 0.377

LAP	SECTOR 1	SECTOR 2	LAP TIME	MPH	DIFF	TIME OF DAY
1 -		***50.795***	2:42.533	65.75	13.630	16:49:50.299
2 -	***1:37.731***	51.172	***2:28.903*** **(1)**	***71.77***		***16:52:19.202***

P27 4 Connor MOODY Kawasaki -

IDEAL LAP TIME : 2:38.889 BEST LAP TIME : DIFFERENCE :

LAP	SECTOR 1	SECTOR 2	LAP TIME	MPH	DIFF	TIME OF DAY
1 -		IN PIT	3:53.515 **P**	45.77		16:51:01.281
2 -	OUTLAP	***52.569***	2:40.445	66.61		16:53:41.726

P28 143 C Daire PRENDERGAST Kawasaki - Emerald Plant Services

IDEAL LAP TIME : 2:38.759 BEST LAP TIME : DIFFERENCE :

LAP	SECTOR 1	SECTOR 2	LAP TIME	MPH	DIFF	TIME OF DAY
1 -		***54.485***	2:51.513	62.31		16:49:59.279

Weather / Track : Cloudy / Wet

Snetterton 300
Circuit Length = 2.9689 miles
Start: 16:47 Flag 16:56 End: 16:57

BMCRC - MRO Championships 2017 - Rnd 10 @ Snetterton 300

Team Respro MRO 600 inc Clubman 600

RACE 10 - BEST SECTORS

SECTOR 1				SECTOR 2			IDEAL / BEST COMPARISON					
POS	NO	NAME	TIME	NO	NAME	TIME	POS	NO	NAME	IDEAL	BEST	DIFF
									PERFECT LAP	2:15.457		
1	52	PHILP	**1:29.909**	127	TINKLER	**45.548**	1	52	PHILP	2:15.716	2:15.716	0.000
2	112	NAGY	**1:30.312**	52	PHILP	**45.807**	2	127	TINKLER	2:16.205	2:16.397	0.192
3	127	TINKLER	**1:30.657**	10	WILBY	**45.993**	3	112	NAGY	2:16.355	2:16.355	0.000
4	10	WILBY	**1:30.708**	112	NAGY	**46.043**	4	10	WILBY	2:16.701	2:17.340	0.639
5	83	SKEELS-PIGGINS	**1:32.045**	11	HARVEY	**46.589**	5	83	SKEELS-PIGGINS	2:18.874	2:19.761	0.887
6	11	HARVEY	**1:32.522**	44	PLATTON	**46.671**	6	11	HARVEY	2:19.111	2:19.111	0.000
7	44	PLATTON	**1:32.540**	83	SKEELS-PIGGINS	**46.829**	7	44	PLATTON	2:19.211	2:19.211	0.000
8	53	SIGGS	**1:33.136**	46	ROWLINGS	**46.970**	8	56	MILLS	2:20.527	2:20.527	0.000
9	56	MILLS	**1:33.472**	56	MILLS	**47.055**	9	53	SIGGS	2:20.575	2:20.575	0.000
10	17	BAKER	**1:33.479**	17	BAKER	**47.199**	10	46	ROWLINGS	2:20.577	2:20.577	0.000
11	46	ROWLINGS	**1:33.607**	226	HARTGROVE	**47.379**	11	17	BAKER	2:20.678	2:20.678	0.000
12	26	HOPKINS	**1:34.202**	53	SIGGS	**47.439**	12	26	HOPKINS	2:21.786	2:22.121	0.335
13	78	BEIGHTON	**1:35.523**	26	HOPKINS	**47.584**	13	78	BEIGHTON	2:23.437	2:23.437	0.000
14	14	BURRAGE	**1:35.797**	147	CHASTON	**47.635**	14	226	HARTGROVE	2:23.565	2:24.040	0.475
15	226	HARTGROVE	**1:36.186**	78	BEIGHTON	**47.914**	15	14	BURRAGE	2:23.836	2:24.027	0.191
16	192	MOFFA	**1:36.222**	14	BURRAGE	**48.039**	16	147	CHASTON	2:24.296	2:24.507	0.211
17	98	ELLIS	**1:36.525**	192	MOFFA	**48.204**	17	192	MOFFA	2:24.426	2:24.905	0.479
18	147	CHASTON	**1:36.661**	51	DURANT	**48.429**	18	98	ELLIS	2:25.608	2:25.608	0.000
19	51	DURANT	**1:37.213**	40	SHELVEY	**48.803**	19	51	DURANT	2:25.642	2:25.642	0.000
20	50	MURPHY	**1:37.731**	98	ELLIS	**49.083**	20	40	SHELVEY	2:26.882	2:26.882	0.000
21	164	LENEHAN	**1:37.887**	164	LENEHAN	**49.572**	21	164	LENEHAN	2:27.459	2:27.459	0.000
22	40	SHELVEY	**1:38.079**	81	DUFFETT	**49.818**	22	50	MURPHY	2:28.526	2:28.903	0.377
23	81	DUFFETT	**1:38.715**	57	RUTTER	**50.261**	23	81	DUFFETT	2:28.533	2:28.880	0.347
24	57	RUTTER	**1:40.483**	179	SILVAIN	**50.425**	24	57	RUTTER	2:30.744	2:30.744	0.000
25	179	SILVAIN	**1:40.583**	5	FOORD	**50.566**	25	179	SILVAIN	2:31.008	2:31.122	0.114
26	5	FOORD	**1:42.417**	50	MURPHY	**50.795**	26	5	FOORD	2:32.983	2:32.983	0.000
27	143	PRENDERGAST	**1:44.274**	4	MOODY	**52.569**	27	143	PRENDERGAST	2:38.759		
28	4	MOODY	**1:46.320**	143	PRENDERGAST	**54.485**	28	4	MOODY	2:38.889		

Weather / Track : Cloudy / Wet

Snetterton 300
Circuit Length = 2.9689 miles
Start: 16:47 Flag 16:56 End: 16:57

Results can be found at www.tsl-timing.com

Printed - 17:02 Saturday, 07 October 2017

BMCRC - MRO Championships 2017 - Rnd 10 @ Snetterton 300

Team Respro MRO 600 inc Clubman 600

RACE 1 - GRID (7 Laps)

ROW 12	1			35	83 Talan SKEELS-PIGGINS 2:19.761	34	16 Ollie SHOTTON	
ROW 11	33	181 Gary CROFT		32	41 Milo WARD	31	99 Michael SIMMONS	
ROW 10	30	67 Tony COE		29	15 Aaron CLARKE	28	173 Stephen DRAPER	
ROW 9	27	143 Daire PRENDERGAST		26	4 Connor MOODY	25	5 Martin FOORD 2:32.983	
ROW 8	24	179 Lee SILVAIN 2:31.122		23	57 Theo RUTTER 2:30.744	22	50 Kris MURPHY 2:28.903	
ROW 7	21	81 Liam DUFFETT 2:28.880		20	164 David LENEHAN 2:27.459	19	40 David SHELVEY 2:26.882	
ROW 6	18	51 Andrew DURANT 2:25.642		17	98 Lee ELLIS 2:25.608	16	192 Daniel MOFFA 2:24.905	
ROW 5	15	147 Sean CHASTON 2:24.507		14	226 Adam HARTGROVE 2:24.040	13	14 Chris BURRAGE 2:24.027	
ROW 4	12	78 Dan BEIGHTON 2:23.437		11	26 Luke HOPKINS 2:22.121	10	17 Philip BAKER 2:20.678	
ROW 3	9	46 Harry ROWLINGS 2:20.577		8	53 Jason SIGGS 2:20.575	7	56 Michael MILLS 2:20.527	
ROW 2	6	44 Hayden PLATTON 2:19.211		5	11 Josh HARVEY 2:19.111	4	10 Paul WILBY 2:17.340	
ROW 1	3	127 David TINKLER 2:16.397		2	112 James NAGY 2:16.355	1	52 Tommy PHILP 2:15.716	
							Pole	

Snetterton 300
Circuit Length = 2.9689 miles

These results are provisional until the conclusion of any judicial and technical matters.

Clerk Of Course :		Timekeeper :

Results can be found at www.tsl-timing.com

Printed - 17:06 Saturday, 07 October 2017

BMCRC - MRO Championships 2017 - Rnd 10 @ Snetterton 300

Team Respro MRO 600 inc Clubman 600

RACE 1 - CLASSIFICATION

POS	NO	CL	PIC	NAME	ENTRY	LAPS	TIME	GAP	DIFF	MPH	BEST	ON
1	**52**		1	Tommy PHILP	Yamaha - Draper vent	**6**	13:28.691			79.29	**2:12.378**	3
2	**127**		2	David TINKLER	Yamaha - alltrades/tinklers m/cycles	**6**	13:44.170	**15.479**	15.479	77.80	**2:14.163**	6
3	**15**		3	Aaron CLARKE	Yamaha - Yamaha	**6**	13:44.316	**15.625**	0.146	77.79	**2:13.407**	6
4	**14**		4	Chris BURRAGE	Yamaha - Seton tuning	**6**	13:44.794	**16.103**	0.478	77.75	**2:13.822**	6
5	**44 ***		5	Hayden PLATTON	Kawasaki - NR Racing	**6**	13:45.005	**16.314**	0.211	77.73	**2:13.432**	6
6	**26**		6	Luke HOPKINS	Yamaha - Mum - Zarra Hopkins	**6**	13:45.144	**16.453**	0.139	77.71	**2:13.560**	6
7	**17**	C	1	Philip BAKER	Triumph - Ashford accident repair center	**6**	13:45.796	**17.105**	0.652	77.65	**2:13.328**	6
8	**56**	C	2	Michael MILLS	Yamaha - A51 Racing	**6**	13:47.285	**18.594**	1.489	77.51	**2:15.028**	5
9	**11**		7	Josh HARVEY	Yamaha - NR Racing	**6**	13:48.936	**20.245**	1.651	77.36	**2:15.545**	6
10	**40**		8	David SHELVEY	Suzuki - ymark.com	**6**	13:52.960	**24.269**	4.024	76.98	**2:15.304**	6
11	**46**		9	Harry ROWLINGS	Triumph - Bernard Elliott racing / Steve Jordan moto	**6**	14:00.543	**31.852**	7.583	76.29	**2:14.212**	5
12	**53 ***	C	3	Jason SIGGS	Yamaha - J Siggs Construction	**6**	14:04.959	**36.268**	4.416	75.89	**2:16.136**	6
13	**83**		10	Talan SKEELS-PIGGINS	Suzuki - McMillan Williams	**6**	14:11.071	**42.380**	6.112	75.35	**2:17.172**	5
14	**192**	C	4	Daniel MOFFA	Triumph - DM Racing	**6**	14:11.314	**42.623**	0.243	75.32	**2:15.958**	6
15	**179**	C	5	Lee SILVAIN	Yamaha - KS Autos / That'll do racing	**6**	14:14.379	**45.688**	3.065	75.05	**2:16.838**	5
16	**147**	C	6	Sean CHASTON	Yamaha - Hyside Motorcycles	**6**	14:17.823	**49.132**	3.444	74.75	**2:19.412**	6
17	**57**		11	Theo RUTTER	Yamaha - Sublime Designs Racing/RRC	**6**	14:23.131	**54.440**	5.308	74.29	**2:18.024**	6
					NOT CLASSIFIED							
DNF	**5**			Martin FOORD	Kawasaki - More moto	**5**	12:04.789	**1 Lap**	1 Lap	73.73	**2:21.231**	5
DNF	**226**			Adam HARTGROVE	Yamaha - Technical lifting services limited	**3**	7:06.557	**3 Laps**	2 Laps	75.16	**2:18.415**	2
DNF	**164**	C		David LENEHAN	Yamaha - Gradewell Plant & Haulage	**3**	7:22.693	**3 Laps**	16.136	72.42	**2:21.835**	3
DNF	**143**	C		Daire PRENDERGAST	Kawasaki - Emerald Plant Services	**3**	7:23.400	**3 Laps**	0.707	72.31	**2:22.875**	2
DNF	**67**			Tony COE	Yamaha -	**1**	2:38.652	**5 Laps**	2 Laps	67.36		

FASTEST LAP

52		Tommy PHILP	Yamaha - Draper vent	**3**	2:12.378	80.73 mph	129.93 kph
17	C	Philip BAKER	Triumph - Ashford accident repair center	**6**	2:13.328	80.16 mph	129.01 kph

No 44 - Transponder not working
No 53 - 10 Second penalty, jump start

Class - 90% of Race Speed = 71.36 mph
Class C - 90% of Race Speed = 69.88 mph

Snetterton 300
Circuit Length = 2.9689 miles
Start: 10:54 Flag 11:08 End: 11:09

Weather / Track : Bright / Drying
These results are provisional until the conclusion of any judicial and technical matters.

Clerk Of Course :		Timekeeper :

Results can be found at www.tsl-timing.com

Printed - 11:10 Sunday, 08 October 2017

BMCRC - MRO Championships 2017 - Rnd 10 @ Snetterton 300

Team Respro MRO 600 inc Clubman 600

RACE 1 - LAP CHART

LAP 1 @ 10:56:52.065

NO	BEHIND	LAP TIME
52		2:17.343
127	5.161	2:22.504
44	6.286	2:23.629
11	7.299	2:24.642
56	7.719	2:25.062
14	9.404	2:26.747
17	10.131	2:27.474
15	10.311	2:27.654
46	10.566	2:27.909
26	11.814	2:29.157
226	11.941	2:29.284
53	11.988	2:29.331
40	13.247	2:30.590
147	13.907	2:31.250
57	15.557	2:32.900
5	16.482	2:33.825
192	17.364	2:34.707
83	18.303	2:35.646
179	19.255	2:36.598
164	20.037	2:37.380
143	20.168	2:37.511
67	21.309	2:38.652

LAP 2 @ 10:59:05.243

NO	BEHIND	LAP TIME
52		2:13.178
127	10.271	2:18.288
44	11.418	2:18.310
56	12.071	2:17.530
11	13.502	2:19.381
15	13.796	2:16.663
14	14.081	2:17.855
17	14.477	2:17.524
26	14.906	2:16.270
46	15.579	2:18.191
53	16.949	2:18.139
226	17.178	2:18.415
40	18.314	2:18.245
147	23.608	2:22.879
57	26.688	2:24.309
83	27.319	2:22.194
192	27.671	2:23.485
5	27.843	2:24.539
179	28.337	2:22.260
143	29.865	2:22.875
164	30.337	2:23.478

LAP 3 @ 11:01:17.621

NO	BEHIND	LAP TIME
52		2:12.378
127	14.914	2:17.021
44	16.849	2:17.809
15	17.025	2:15.607
56	17.422	2:17.729
14	17.723	2:16.020
11	18.695	2:17.571
26	18.745	2:16.217
17	19.195	2:17.096
46	21.460	2:18.259
53	22.541	2:17.970
40	23.107	2:17.171
226	23.658	2:18.858
147	34.384	2:23.154
83	34.584	2:19.643
192	36.602	2:21.309
57	38.178	2:23.868
179	39.147	2:23.188
5	39.173	2:23.708
164	39.794	2:21.835
143	40.501	2:23.014

LAP 4 @ 11:03:30.675

NO	BEHIND	LAP TIME
52		2:13.054
127	17.471	2:15.611
15	19.991	2:16.020
14	20.562	2:15.893
44	20.604	2:16.809
26	21.103	2:15.412
56	21.225	2:16.857
11	21.477	2:15.836
17	21.600	2:15.459
46	23.904	2:15.498
40	25.952	2:15.899
53	26.178	2:16.691
83	40.616	2:19.086
192	42.382	2:18.834
147	42.443	2:21.113
179	44.711	2:18.618
5	47.605	2:21.486
57	47.963	2:22.839

LAP 5 @ 11:05:44.178

NO	BEHIND	LAP TIME
52		2:13.503
127	20.551	2:16.583
15	21.453	2:14.965
14	21.516	2:14.457
44	22.117	2:15.016
26	22.128	2:14.528
56	22.750	2:15.028
17	23.012	2:14.915
11	23.935	2:15.961
46	24.613	2:14.212
40	28.200	2:15.751
53	29.367	2:16.692
83	44.285	2:17.172
192	45.900	2:17.021
179	48.046	2:16.838
147	48.955	2:20.015
5	55.333	2:21.231
57	55.651	2:21.191

LAP 6 @ 11:08:03.413

NO	BEHIND	LAP TIME
52		2:19.235
127	15.479	2:14.163
15	15.625	2:13.407
14	16.103	2:13.822
44	16.314	2:13.432
26	16.453	2:13.560
17	17.105	2:13.328
56	18.594	2:15.079
11	20.245	2:15.545
40	24.269	2:15.304
53	26.268	2:16.136
46	31.852	2:26.474
83	42.380	2:17.330
192	42.623	2:15.958
179	45.688	2:16.877
147	49.132	2:19.412
57	54.440	2:18.024

Snetterton 300
Circuit Length = 2.9689 miles
Start: 10:54 Flag 11:08 End: 11:09

Weather / Track : Bright / Drying

Results can be found at www.tsl-timing.com

Printed - 11:11 Sunday, 08 October 2017

BMCRC - MRO Championships 2017 - Rnd 10 @ Snetterton 300

Team Respro MRO 600 inc Clubman 600

RACE 1 - SECTOR ANALYSIS

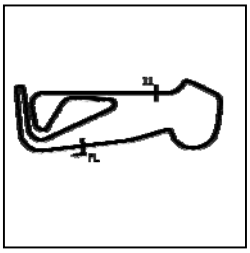

SECTOR 1 = FL to I1, SECTOR 2 = I1 to FL, DIFF = Difference To Personal Best Lap, P = Crossed Finish Line in Pit Lane, D = Time Disallowed

P1 52 Tommy PHILP Yamaha - Draper vent

IDEAL LAP TIME : 2:12.378 BEST LAP TIME : 2:12.378 DIFFERENCE : 0.000

LAP	SECTOR 1	SECTOR 2	LAP TIME	MPH	DIFF	TIME OF DAY
1 -		45.811	2:17.343	77.82	4.965	10:56:52.065
2 -	1:27.966	45.212	2:13.178 (3)	80.25	0.800	10:59:05.243
3 -	***1:27.412***	***44.966***	***2:12.378 (1)***	***80.73***		***11:01:17.621***
4 -	1:27.716	45.338	2:13.054 (2)	80.32	0.676	11:03:30.675
5 -	1:28.109	45.394	2:13.503	80.05	1.125	11:05:44.178
6 -	1:30.366	48.869	2:19.235	76.76	6.857	11:08:03.413

P2 127 David TINKLER Yamaha - alltrades/tinklers m/cycles

IDEAL LAP TIME : 2:14.163 BEST LAP TIME : 2:14.163 DIFFERENCE : 0.000

LAP	SECTOR 1	SECTOR 2	LAP TIME	MPH	DIFF	TIME OF DAY
1 -		46.431	2:22.504	75.00	8.341	10:56:57.226
2 -	1:31.551	46.737	2:18.288	77.28	4.125	10:59:15.514
3 -	1:31.532	45.489	2:17.021	78.00	2.858	11:01:32.535
4 -	1:29.330	46.281	2:15.611 (2)	78.81	1.448	11:03:48.146
5 -	1:30.776	45.807	2:16.583 (3)	78.25	2.420	11:06:04.729
6 -	***1:28.996***	***45.167***	***2:14.163 (1)***	***79.66***		***11:08:18.892***

P3 15 Aaron CLARKE Yamaha - Yamaha

IDEAL LAP TIME : 2:13.407 BEST LAP TIME : 2:13.407 DIFFERENCE : 0.000

LAP	SECTOR 1	SECTOR 2	LAP TIME	MPH	DIFF	TIME OF DAY
1 -		46.460	2:27.654	72.38	14.247	10:57:02.376
2 -	1:30.454	46.209	2:16.663	78.20	3.256	10:59:19.039
3 -	1:29.738	45.869	2:15.607 (3)	78.81	2.200	11:01:34.646
4 -	1:29.919	46.101	2:16.020	78.57	2.613	11:03:50.666
5 -	1:29.629	45.336	2:14.965 (2)	79.19	1.558	11:06:05.631
6 -	***1:28.412***	***44.995***	***2:13.407 (1)***	***80.11***		***11:08:19.038***

P4 14 Chris BURRAGE Yamaha - Seton tuning

IDEAL LAP TIME : 2:13.822 BEST LAP TIME : 2:13.822 DIFFERENCE : 0.000

LAP	SECTOR 1	SECTOR 2	LAP TIME	MPH	DIFF	TIME OF DAY
1 -		47.133	2:26.747	72.83	12.925	10:57:01.469
2 -	1:31.722	46.133	2:17.855	77.53	4.033	10:59:19.324
3 -	1:30.691	45.329	2:16.020	78.57	2.198	11:01:35.344
4 -	1:30.147	45.746	2:15.893 (3)	78.65	2.071	11:03:51.237
5 -	1:29.497	44.960	2:14.457 (2)	79.49	0.635	11:06:05.694
6 -	***1:28.939***	***44.883***	***2:13.822 (1)***	***79.86***		***11:08:19.516***

P5 44 Hayden PLATTON Kawasaki - NR Racing

IDEAL LAP TIME : BEST LAP TIME : 2:13.432 DIFFERENCE :

LAP	SECTOR 1	SECTOR 2	LAP TIME	MPH	DIFF	TIME OF DAY
1 -			2:23.629	74.41	10.197	10:56:58.351
2 -			2:18.310	77.27	4.878	10:59:16.661
3 -			2:17.809	77.55	4.377	11:01:34.470
4 -			2:16.809 (3)	78.12	3.377	11:03:51.279
5 -			2:15.016 (2)	79.16	1.584	11:06:06.295
6 -			***2:13.432 (1)***	***80.10***		***11:08:19.727***

P6 26 Luke HOPKINS Yamaha - Mum - Zarra Hopkins

IDEAL LAP TIME : 2:13.560 BEST LAP TIME : 2:13.560 DIFFERENCE : 0.000

LAP	SECTOR 1	SECTOR 2	LAP TIME	MPH	DIFF	TIME OF DAY
1 -		47.213	2:29.157	71.65	15.597	10:57:03.879
2 -	1:30.269	46.001	2:16.270	78.43	2.710	10:59:20.149
3 -	1:30.231	45.986	2:16.217	78.46	2.657	11:01:36.366
4 -	1:29.880	45.532	2:15.412 (3)	78.93	1.852	11:03:51.778
5 -	1:29.316	45.212	2:14.528 (2)	79.44	0.968	11:06:06.306

Weather / Track : Bright / Drying

Snetterton 300
Circuit Length = 2.9689 miles
Start: 10:54 Flag 11:08 End: 11:09

BMCRC - MRO Championships 2017 - Rnd 10 @ Snetterton 300

Team Respro MRO 600 inc Clubman 600

RACE 1 - SECTOR ANALYSIS

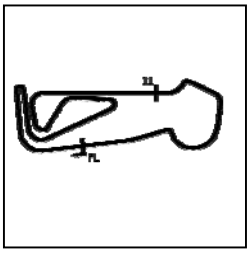

SECTOR 1 = FL to I1, SECTOR 2 = I1 to FL, DIFF = Difference To Personal Best Lap, P = Crossed Finish Line in Pit Lane, D = Time Disallowed

6 -	***1:28.794***	***44.766***	***2:13.560***	***(1)***	***80.02***	***11:08:19.866***

P7 17 C Philip BAKER — Triumph - Ashford accident repair center

IDEAL LAP TIME : 2:13.284 BEST LAP TIME : 2:13.328 DIFFERENCE : 0.044

LAP	SECTOR 1	SECTOR 2	LAP TIME		MPH	DIFF	TIME OF DAY
1 -		47.002	2:27.474		72.47	14.146	10:57:02.196
2 -	1:31.521	46.003	2:17.524		77.71	4.196	10:59:19.720
3 -	1:30.658	46.438	2:17.096		77.96	3.768	11:01:36.816
4 -	1:29.725	45.734	2:15.459	**(3)**	78.90	2.131	11:03:52.275
5 -	1:29.697	***45.218***	2:14.915	**(2)**	79.22	1.587	11:06:07.190
6 -	***1:28.066***	45.262	***2:13.328***	**(1)**	***80.16***		***11:08:20.518***

P8 56 C Michael MILLS — Yamaha - A51 Racing

IDEAL LAP TIME : 2:14.890 BEST LAP TIME : 2:15.028 DIFFERENCE : 0.138

LAP	SECTOR 1	SECTOR 2	LAP TIME		MPH	DIFF	TIME OF DAY
1 -		47.238	2:25.062		73.67	10.034	10:56:59.784
2 -	1:30.961	46.569	2:17.530		77.71	2.502	10:59:17.314
3 -	1:31.948	45.781	2:17.729		77.60	2.701	11:01:35.043
4 -	1:30.265	46.592	2:16.857	**(3)**	78.09	1.829	11:03:51.900
5 -	1:29.678	***45.350***	***2:15.028***	**(1)**	***79.15***		***11:06:06.928***
6 -	***1:29.540***	45.539	2:15.079	**(2)**	79.12	0.051	11:08:22.007

P9 11 Josh HARVEY — Yamaha - NR Racing

IDEAL LAP TIME : 2:14.809 BEST LAP TIME : 2:15.545 DIFFERENCE : 0.736

LAP	SECTOR 1	SECTOR 2	LAP TIME		MPH	DIFF	TIME OF DAY
1 -		46.837	2:24.642		73.89	9.097	10:56:59.364
2 -	1:32.511	46.870	2:19.381		76.68	3.836	10:59:18.745
3 -	1:31.383	46.188	2:17.571		77.69	2.026	11:01:36.316
4 -	1:29.915	45.921	2:15.836	**(2)**	78.68	0.291	11:03:52.152
5 -	1:30.321	***45.640***	2:15.961	**(3)**	78.61	0.416	11:06:08.113
6 -	***1:29.169***	46.376	***2:15.545***	**(1)**	***78.85***		***11:08:23.658***

P10 40 David SHELVEY — Suzuki - ymark.com

IDEAL LAP TIME : 2:15.119 BEST LAP TIME : 2:15.304 DIFFERENCE : 0.185

LAP	SECTOR 1	SECTOR 2	LAP TIME		MPH	DIFF	TIME OF DAY
1 -		47.677	2:30.590		70.97	15.286	10:57:05.312
2 -	1:32.169	46.076	2:18.245		77.31	2.941	10:59:23.557
3 -	1:30.798	46.373	2:17.171		77.91	1.867	11:01:40.728
4 -	1:30.239	***45.660***	2:15.899	**(3)**	78.64	0.595	11:03:56.627
5 -	***1:29.459***	46.292	2:15.751	**(2)**	78.73	0.447	11:06:12.378
6 -	1:29.589	45.715	***2:15.304***	**(1)**	***78.99***		***11:08:27.682***

P11 46 Harry ROWLINGS — Triumph - Bernard Elliott racing / Steve Jordan motorcycles

IDEAL LAP TIME : 2:14.212 BEST LAP TIME : 2:14.212 DIFFERENCE : 0.000

LAP	SECTOR 1	SECTOR 2	LAP TIME		MPH	DIFF	TIME OF DAY
1 -		46.843	2:27.909		72.26	13.697	10:57:02.631
2 -	1:31.428	46.763	2:18.191	**(3)**	77.34	3.979	10:59:20.822
3 -	1:31.854	46.405	2:18.259		77.30	4.047	11:01:39.081
4 -	1:29.341	46.157	2:15.498	**(2)**	78.87	1.286	11:03:54.579
5 -	***1:28.489***	***45.723***	***2:14.212***	**(1)**	***79.63***		***11:06:08.791***
6 -	1:29.154	57.320	2:26.474		72.96	12.262	11:08:35.265

P12 53 C Jason SIGGS — Yamaha - J Siggs Construction

IDEAL LAP TIME : 2:16.136 BEST LAP TIME : 2:16.136 DIFFERENCE : 0.000

LAP	SECTOR 1	SECTOR 2	LAP TIME		MPH	DIFF	TIME OF DAY
1 -		47.322	2:29.331		71.57	13.195	10:57:04.053
2 -	1:31.873	46.266	2:18.139		77.37	2.003	10:59:22.192
3 -	1:31.719	46.251	2:17.970		77.46	1.834	11:01:40.162

Weather / Track : Bright / Drying

Snetterton 300
Circuit Length = 2.9689 miles
Start: 10:54 Flag 11:08 End: 11:09

BMCRC - MRO Championships 2017 - Rnd 10 @ Snetterton 300

Team Respro MRO 600 inc Clubman 600

RACE 1 - SECTOR ANALYSIS

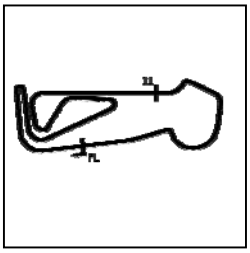

SECTOR 1 = FL to I1, SECTOR 2 = I1 to FL, DIFF = Difference To Personal Best Lap, P = Crossed Finish Line in Pit Lane, D = Time Disallowed

4 -	1:30.499	46.192	2:16.691 **(2)**	78.19	0.555	11:03:56.853
5 -	1:30.599	46.093	2:16.692 **(3)**	78.19	0.556	11:06:13.545
6 -	***1:30.155***	***45.981***	***2:16.136*** **(1)**	***78.51***		***11:08:29.681***

P13 83 Talan SKEELS-PIGGINS Suzuki - McMillan Williams

IDEAL LAP TIME : 2:16.819 BEST LAP TIME : 2:17.172 DIFFERENCE : 0.353

LAP	SECTOR 1	SECTOR 2	LAP TIME	MPH	DIFF	TIME OF DAY
1 -		48.096	2:35.646	68.66	18.474	10:57:10.368
2 -	1:33.645	48.549	2:22.194	75.16	5.022	10:59:32.562
3 -	1:32.341	47.302	2:19.643	76.53	2.471	11:01:52.205
4 -	1:32.912	46.174	2:19.086 **(3)**	76.84	1.914	11:04:11.291
5 -	1:31.139	***46.033***	***2:17.172*** **(1)**	***77.91***		***11:06:28.463***
6 -	***1:30.786***	46.544	2:17.330 **(2)**	77.82	0.158	11:08:45.793

P14 192 C Daniel MOFFA Triumph - DM Racing

IDEAL LAP TIME : 2:15.958 BEST LAP TIME : 2:15.958 DIFFERENCE : 0.000

LAP	SECTOR 1	SECTOR 2	LAP TIME	MPH	DIFF	TIME OF DAY
1 -		48.078	2:34.707	69.08	18.749	10:57:09.429
2 -	1:35.646	47.839	2:23.485	74.48	7.527	10:59:32.914
3 -	1:34.178	47.131	2:21.309	75.63	5.351	11:01:54.223
4 -	1:32.208	46.626	2:18.834 **(3)**	76.98	2.876	11:04:13.057
5 -	1:31.418	45.603	2:17.021 **(2)**	78.00	1.063	11:06:30.078
6 -	***1:30.576***	***45.382***	***2:15.958*** **(1)**	***78.61***		***11:08:46.036***

P15 179 C Lee SILVAIN Yamaha - KS Autos / That'll do racing

IDEAL LAP TIME : 2:15.866 BEST LAP TIME : 2:16.838 DIFFERENCE : 0.972

LAP	SECTOR 1	SECTOR 2	LAP TIME	MPH	DIFF	TIME OF DAY
1 -		49.220	2:36.598	68.25	19.760	10:57:11.320
2 -	1:34.684	47.576	2:22.260	75.13	5.422	10:59:33.580
3 -	1:34.706	48.482	2:23.188	74.64	6.350	11:01:56.768
4 -	1:32.192	46.426	2:18.618 **(3)**	77.10	1.780	11:04:15.386
5 -	1:31.166	***45.672***	***2:16.838*** **(1)**	***78.10***		***11:06:32.224***
6 -	***1:30.194***	46.683	2:16.877 **(2)**	78.08	0.039	11:08:49.101

P16 147 C Sean CHASTON Yamaha - Hyside Motorcycles

IDEAL LAP TIME : 2:18.833 BEST LAP TIME : 2:19.412 DIFFERENCE : 0.579

LAP	SECTOR 1	SECTOR 2	LAP TIME	MPH	DIFF	TIME OF DAY
1 -		48.226	2:31.250	70.66	11.838	10:57:05.972
2 -	1:34.941	47.938	2:22.879	74.80	3.467	10:59:28.851
3 -	1:34.878	48.276	2:23.154	74.66	3.742	11:01:52.005
4 -	1:34.097	47.016	2:21.113 **(3)**	75.74	1.701	11:04:13.118
5 -	1:33.850	***46.165***	2:20.015 **(2)**	76.33	0.603	11:06:33.133
6 -	***1:32.668***	46.744	***2:19.412*** **(1)**	***76.66***		***11:08:52.545***

P17 57 Theo RUTTER Yamaha - Sublime Designs Racing/RRC

IDEAL LAP TIME : 2:18.024 BEST LAP TIME : 2:18.024 DIFFERENCE : 0.000

LAP	SECTOR 1	SECTOR 2	LAP TIME	MPH	DIFF	TIME OF DAY
1 -		48.434	2:32.900	69.90	14.876	10:57:07.622
2 -	1:35.774	48.535	2:24.309	74.06	6.285	10:59:31.931
3 -	1:35.396	48.472	2:23.868	74.29	5.844	11:01:55.799
4 -	1:34.846	47.993	2:22.839 **(3)**	74.82	4.815	11:04:18.638
5 -	1:33.536	47.655	2:21.191 **(2)**	75.69	3.167	11:06:39.829
6 -	***1:31.556***	***46.468***	***2:18.024*** **(1)**	***77.43***		***11:08:57.853***

P18 5 Martin FOORD Kawasaki - More moto

IDEAL LAP TIME : 2:21.047 BEST LAP TIME : 2:21.231 DIFFERENCE : 0.184

LAP	SECTOR 1	SECTOR 2	LAP TIME	MPH	DIFF	TIME OF DAY
1 -		48.762	2:33.825	69.48	12.594	10:57:08.547

Weather / Track : Bright / Drying

Snetterton 300
Circuit Length = 2.9689 miles
Start: 10:54 Flag 11:08 End: 11:09

BMCRC - MRO Championships 2017 - Rnd 10 @ Snetterton 300

Team Respro MRO 600 inc Clubman 600

RACE 1 - SECTOR ANALYSIS

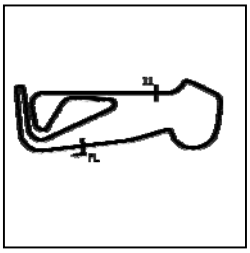

SECTOR 1 = FL to I1, SECTOR 2 = I1 to FL, DIFF = Difference To Personal Best Lap, P = Crossed Finish Line in Pit Lane, D = Time Disallowed

2 -	1:35.192	49.347	2:24.539	73.94	3.308	10:59:33.086
3 -	1:35.179	48.529	2:23.708 **(3)**	74.37	2.477	11:01:56.794
4 -	1:33.713	***47.773***	2:21.486 **(2)**	75.54	0.255	11:04:18.280
5 -	***1:33.274***	47.957	***2:21.231*** **(1)**	***75.67***		***11:06:39.511***

P19 226 Adam HARTGROVE Yamaha - Technical lifting services limited

IDEAL LAP TIME : 2:17.336 BEST LAP TIME : 2:18.415 DIFFERENCE : 1.079

LAP	SECTOR 1	SECTOR 2	LAP TIME	MPH	DIFF	TIME OF DAY
1 -		48.118	2:29.284	71.59	10.869	10:57:04.006
2 -	1:32.355	***46.060***	***2:18.415*** **(1)**	***77.21***		***10:59:22.421***
3 -	***1:31.276***	47.582	2:18.858 **(2)**	76.97	0.443	11:01:41.279

P20 164 C David LENEHAN Yamaha - Gradewell Plant & Haulage

IDEAL LAP TIME : 2:20.853 BEST LAP TIME : 2:21.835 DIFFERENCE : 0.982

LAP	SECTOR 1	SECTOR 2	LAP TIME	MPH	DIFF	TIME OF DAY
1 -		50.331	2:37.380	67.91	15.545	10:57:12.102
2 -	1:35.534	***47.944***	2:23.478 **(2)**	74.49	1.643	10:59:35.580
3 -	***1:32.909***	48.926	***2:21.835*** **(1)**	***75.35***		***11:01:57.415***

P21 143 C Daire PRENDERGAST Kawasaki - Emerald Plant Services

IDEAL LAP TIME : 2:22.569 BEST LAP TIME : 2:22.875 DIFFERENCE : 0.306

LAP	SECTOR 1	SECTOR 2	LAP TIME	MPH	DIFF	TIME OF DAY
1 -		48.990	2:37.511	67.85	14.636	10:57:12.233
2 -	1:34.032	***48.843***	***2:22.875*** **(1)**	***74.80***		***10:59:35.108***
3 -	***1:33.726***	49.288	2:23.014 **(2)**	74.73	0.139	11:01:58.122

P22 67 Tony COE Yamaha -

IDEAL LAP TIME : BEST LAP TIME : DIFFERENCE :

LAP	SECTOR 1	SECTOR 2	LAP TIME	MPH	DIFF	TIME OF DAY
1 -		***49.954***	2:38.652	67.36		10:57:13.374

Weather / Track : Bright / Drying

Snetterton 300
Circuit Length = 2.9689 miles
Start: 10:54 Flag 11:08 End: 11:09

BMCRC - MRO Championships 2017 - Rnd 10 @ Snetterton 300

Team Respro MRO 600 inc Clubman 600

RACE 1 - BEST SECTORS

SECTOR 1				SECTOR 2			IDEAL / BEST COMPARISON					
POS	NO	NAME	TIME	NO	NAME	TIME	POS	NO	NAME	IDEAL	BEST	DIFF
									PERFECT LAP	2:12.178		
1	52	PHILP	**1:27.412**	26	HOPKINS	**44.766**	1	52	PHILP	2:12.378	2:12.378	0.000
2	17	BAKER	**1:28.066**	14	BURRAGE	**44.883**	2	17	BAKER	2:13.284	2:13.328	0.044
3	15	CLARKE	**1:28.412**	52	PHILP	**44.966**	3	15	CLARKE	2:13.407	2:13.407	0.000
4	46	ROWLINGS	**1:28.489**	15	CLARKE	**44.995**	4	26	HOPKINS	2:13.560	2:13.560	0.000
5	26	HOPKINS	**1:28.794**	127	TINKLER	**45.167**	5	14	BURRAGE	2:13.822	2:13.822	0.000
6	14	BURRAGE	**1:28.939**	17	BAKER	**45.218**	6	127	TINKLER	2:14.163	2:14.163	0.000
7	127	TINKLER	**1:28.996**	56	MILLS	**45.350**	7	46	ROWLINGS	2:14.212	2:14.212	0.000
8	11	HARVEY	**1:29.169**	192	MOFFA	**45.382**	8	11	HARVEY	2:14.809	2:15.545	0.736
9	40	SHELVEY	**1:29.459**	11	HARVEY	**45.640**	9	56	MILLS	2:14.890	2:15.028	0.138
10	56	MILLS	**1:29.540**	40	SHELVEY	**45.660**	10	40	SHELVEY	2:15.119	2:15.304	0.185
11	53	SIGGS	**1:30.155**	179	SILVAIN	**45.672**	11	179	SILVAIN	2:15.866	2:16.838	0.972
12	179	SILVAIN	**1:30.194**	46	ROWLINGS	**45.723**	12	192	MOFFA	2:15.958	2:15.958	0.000
13	192	MOFFA	**1:30.576**	53	SIGGS	**45.981**	13	53	SIGGS	2:16.136	2:16.136	0.000
14	83	SKEELS-PIGGINS	**1:30.786**	83	SKEELS-PIGGINS	**46.033**	14	83	SKEELS-PIGGINS	2:16.819	2:17.172	0.353
15	226	HARTGROVE	**1:31.276**	226	HARTGROVE	**46.060**	15	226	HARTGROVE	2:17.336	2:18.415	1.079
16	57	RUTTER	**1:31.556**	147	CHASTON	**46.165**	16	57	RUTTER	2:18.024	2:18.024	0.000
17	147	CHASTON	**1:32.668**	57	RUTTER	**46.468**	17	147	CHASTON	2:18.833	2:19.412	0.579
18	164	LENEHAN	**1:32.909**	5	FOORD	**47.773**	18	164	LENEHAN	2:20.853	2:21.835	0.982
19	5	FOORD	**1:33.274**	164	LENEHAN	**47.944**	19	5	FOORD	2:21.047	2:21.231	0.184
20	143	PRENDERGAST	**1:33.726**	143	PRENDERGAST	**48.843**	20	143	PRENDERGAST	2:22.569	2:22.875	0.306
21				67	COE	**49.954**	21	67	COE			
22							22	44	PLATTON		2:13.432	

Weather / Track : Bright / Drying

Snetterton 300
Circuit Length = 2.9689 miles
Start: 10:54 Flag 11:08 End: 11:09

Results can be found at www.tsl-timing.com

Printed - 11:11 Sunday, 08 October 2017

BMCRC - MRO Championships 2017 - Rnd 10 @ Snetterton 300

Team Respro MRO 600 inc Clubman 600

RACE 10 - GRID (5 Laps)

ROW 12	1		35	83 Talan SKEELS-PIGGINS 2:17.172	34	16 Ollie SHOTTON		
ROW 11	33	181 Gary CROFT	32	41 Milo WARD	31	99 Michael SIMMONS		
ROW 10	30	173 Stephen DRAPER	29	4 Connor MOODY	28	50 Kris MURPHY		
ROW 9	27	81 Liam DUFFETT	26	51 Andrew DURANT	25	98 Lee ELLIS		
ROW 8	24	78 Dan BEIGHTON	23	10 Paul WILBY	22	112 James NAGY		
ROW 7	21	67 Tony COE	20	143 Daire PRENDERGAST 2:22.875	19	164 David LENEHAN 2:21.835		
ROW 6	18	5 Martin FOORD 2:21.231	17	147 Sean CHASTON 2:19.412	16	226 Adam HARTGROVE 2:18.415		
ROW 5	15	57 Theo RUTTER 2:18.024	14	179 Lee SILVAIN 2:16.838	13	53 Jason SIGGS 2:16.136		
ROW 4	12	192 Daniel MOFFA 2:15.958	11	11 Josh HARVEY 2:15.545	10	40 David SHELVEY 2:15.304		
ROW 3	9	56 Michael MILLS 2:15.028	8	46 Harry ROWLINGS 2:14.212	7	127 David TINKLER 2:14.163		
ROW 2	6	14 Chris BURRAGE 2:13.822	5	26 Luke HOPKINS 2:13.560	4	44 Hayden PLATTON 2:13.432		
ROW 1	3	15 Aaron CLARKE 2:13.407	2	17 Philip BAKER 2:13.328	1	52 Tommy PHILP 2:12.378		

Pole

Snetterton 300
Circuit Length = 2.9689 miles

These results are provisional until the conclusion of any judicial and technical matters.

Clerk Of Course :		Timekeeper :

Results can be found at www.tsl-timing.com

Printed - 11:16 Sunday, 08 October 2017

BMCRC - MRO Championships 2017 - Rnd 10 @ Snetterton 300

Team Respro MRO 600 inc Clubman 600

RACE 10 - CLASSIFICATION

POS	NO	CL	PIC	NAME	ENTRY	LAPS	TIME	GAP	DIFF	MPH	BEST	ON
1	**52**		1	Tommy PHILP	Yamaha - Draper vent	**5**	10:01.200			88.88	**1:58.298**	2
2	**15**		2	Aaron CLARKE	Yamaha - Yamaha	**5**	10:04.507	**3.307**	3.307	88.40	**1:58.538**	2
3	**14**		3	Chris BURRAGE	Yamaha - Seton tuning	**5**	10:07.623	**6.423**	3.116	87.94	**1:59.416**	3
4	**127**		4	David TINKLER	Yamaha - alltrades/tinklers m/cycles	**5**	10:08.510	**7.310**	0.887	87.82	**1:59.713**	5
5	**226**		5	Adam HARTGROVE	Yamaha - Technical lifting services limited	**5**	10:08.625	**7.425**	0.115	87.80	**1:59.307**	3
6	**44**		6	Hayden PLATTON	Kawasaki - NR Racing	**5**	10:09.743	**8.543**	1.118	87.64	**1:59.350**	5
7	**11**		7	Josh HARVEY	Yamaha - NR Racing	**5**	10:14.999	**13.799**	5.256	86.89	**2:00.302**	4
8	**56**	C	1	Michael MILLS	Yamaha - A51 Racing	**5**	10:15.362	**14.162**	0.363	86.84	**2:00.236**	4
9	**26**		8	Luke HOPKINS	Yamaha - Mum - Zarra Hopkins	**5**	10:16.102	**14.902**	0.740	86.73	**2:00.610**	5
10	**40**		9	David SHELVEY	Suzuki - ymark.com	**5**	10:18.410	**17.210**	2.308	86.41	**2:01.110**	5
11	**17**	C	2	Philip BAKER	Triumph - Ashford accident repair center	**5**	10:18.420	**17.220**	0.010	86.41	**2:01.357**	4
12	**173**		10	Stephen DRAPER	Kawasaki -	**5**	10:18.755	**17.555**	0.335	86.36	**1:59.993**	4
13	**46**		11	Harry ROWLINGS	Triumph - Bernard Elliott racing / Steve Jordan moto	**5**	10:19.260	**18.060**	0.505	86.29	**2:00.785**	4
14	**53**	C	3	Jason SIGGS	Yamaha - J Siggs Construction	**5**	10:45.765	**44.565**	26.505	82.75	**2:06.516**	5
15	**192**	C	4	Daniel MOFFA	Triumph - DM Racing	**5**	10:46.707	**45.507**	0.942	82.63	**2:06.369**	3
16	**5**		12	Martin FOORD	Kawasaki - More moto	**5**	10:52.347	**51.147**	5.640	81.92	**2:04.661**	5
17	**147**	C	5	Sean CHASTON	Yamaha - Hyside Motorcycles	**5**	10:59.265	**58.065**	6.918	81.06	**2:07.572**	5
18	**179**	C	6	Lee SILVAIN	Yamaha - KS Autos / That'll do racing	**5**	10:59.666	**58.466**	0.401	81.01	**2:09.086**	4
19	**57**		13	Theo RUTTER	Yamaha - Sublime Designs Racing/RRC	**5**	11:01.245	**1:00.045**	1.579	80.81	**2:09.311**	5
20	**83**		14	Talan SKEELS-PIGGINS	Suzuki - McMillan Williams	**5**	11:02.190	**1:00.990**	0.945	80.70	**2:09.827**	5
21	**99**		15	Michael SIMMONS	Yamaha - Westcountry Windings	**5**	11:02.663	**1:01.463**	0.473	80.64	**2:09.505**	4
22	**181**	C	7	Gary CROFT	Yamaha - Big G Racing & Little e	**5**	11:02.954	**1:01.754**	0.291	80.60	**2:08.784**	2
23	**67**		16	Tony COE	Yamaha -	**4**	9:24.866	**1 Lap**	1 Lap	75.68	**2:10.157**	3

FASTEST LAP

52		Tommy PHILP	Yamaha - Draper vent	**2**	1:58.298	90.34 mph	145.40 kph
56	C	Michael MILLS	Yamaha - A51 Racing	**4**	2:00.236	88.89 mph	143.05 kph

Class - 90% of Race Speed = 79.99 mph
Class C - 90% of Race Speed = 78.15 mph

Snetterton 300
Circuit Length = 2.9689 miles
Start: 14:55 Flag 15:04 End: 15:06

Weather / Track : Bright / Dry
These results are provisional until the conclusion of any judicial and technical matters.

Clerk Of Course :		Timekeeper :

Results can be found at www.tsl-timing.com

Printed - 15:09 Sunday, 08 October 2017

BMCRC - MRO Championships 2017 - Rnd 10 @ Snetterton 300

Team Respro MRO 600 inc Clubman 600

RACE 10 - LAP CHART

LAP 1 @ 14:57:29.367

NO	BEHIND	LAP TIME
52		2:03.515
127	2.924	2:06.439
44	4.611	2:08.126
15	4.670	2:08.185
14	4.793	2:08.308
226	6.220	2:09.735
17	6.745	2:10.260
11	6.802	2:10.317
56	6.855	2:10.370
26	7.228	2:10.743
46	7.618	2:11.133
40	8.629	2:12.144
173	11.281	2:14.796
53	11.397	2:14.912
192	13.849	2:17.364
57	15.209	2:18.724
67	15.434	2:18.949
83	16.697	2:20.212
147	17.004	2:20.519
99	17.114	2:20.629
179	17.444	2:20.959
181	20.280	2:23.795
5	21.768	2:25.283

LAP 2 @ 14:59:27.665

NO	BEHIND	LAP TIME
52		1:58.298
127	4.688	2:00.062
15	4.910	1:58.538
14	7.290	2:00.795
226	7.879	1:59.957
44	7.987	2:01.674
56	10.619	2:02.062
11	10.817	2:02.313
17	10.894	2:02.447
26	11.510	2:02.580
46	11.811	2:02.491
40	12.729	2:02.398
173	14.931	2:01.948
53	21.547	2:08.448
192	23.051	2:07.500
57	28.190	2:11.279
67	28.750	2:11.614
83	28.850	2:10.451
147	28.969	2:10.263
179	29.141	2:09.995
99	29.380	2:10.564
181	30.766	2:08.784
5	30.878	2:07.408

LAP 3 @ 15:01:26.175

NO	BEHIND	LAP TIME
52		1:58.510
127	6.010	1:59.832
15	6.104	1:59.704
14	8.196	1:59.416
226	8.676	1:59.307
44	9.872	2:00.395
11	13.527	2:01.220
56	14.079	2:01.970
26	14.450	2:01.450
17	14.917	2:02.533
46	15.562	2:02.261
40	15.744	2:01.525
173	17.635	2:01.214
53	30.726	2:07.689
192	30.910	2:06.369
67	40.397	2:10.157
57	40.854	2:11.174
179	40.946	2:10.315
5	41.013	2:08.645
147	41.401	2:10.942
83	42.117	2:11.777
99	42.668	2:11.798
181	42.840	2:10.584

LAP 4 @ 15:03:24.720

NO	BEHIND	LAP TIME
52		1:58.545
15	6.703	1:59.144
14	9.156	1:59.505
127	9.929	2:02.464
226	10.031	1:59.900
44	11.525	2:00.198
11	15.284	2:00.302
56	15.770	2:00.236
26	16.624	2:00.719
17	17.729	2:01.357
46	17.802	2:00.785
40	18.432	2:01.233
173	19.083	1:59.993
192	39.494	2:07.129
53	40.381	2:08.200
5	48.818	2:06.350
179	51.487	2:09.086
147	52.825	2:09.969
57	53.066	2:10.757
83	53.495	2:09.923
99	53.628	2:09.505
181	54.827	2:10.532
67	1:25.998	2:44.146

LAP 5 @ 15:05:27.052

NO	BEHIND	LAP TIME
52		2:02.332
15	3.307	1:58.936
14	6.423	1:59.599
127	7.310	1:59.713
226	7.425	1:59.726
44	8.543	1:59.350
11	13.799	2:00.847
56	14.162	2:00.724
26	14.902	2:00.610
40	17.210	2:01.110
17	17.220	2:01.823
173	17.555	2:00.804
46	18.060	2:02.590
53	44.565	2:06.516
192	45.507	2:08.345
5	51.147	2:04.661
147	58.065	2:07.572
179	58.466	2:09.311
57	1:00.045	2:09.311
83	1:00.990	2:09.827
99	1:01.463	2:10.167
181	1:01.754	2:09.259

Weather / Track : Bright / Dry

Snetterton 300
Circuit Length = 2.9689 miles
Start: 14:55 Flag 15:04 End: 15:06

Results can be found at www.tsl-timing.com

Printed - 15:14 Sunday, 08 October 2017

BMCRC - MRO Championships 2017 - Rnd 10 @ Snetterton 300

Team Respro MRO 600 inc Clubman 600

RACE 10 - SECTOR ANALYSIS

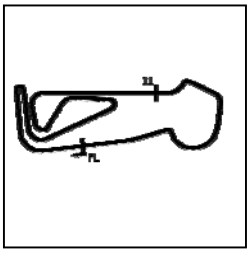

SECTOR 1 = FL to I1, SECTOR 2 = I1 to FL, DIFF = Difference To Personal Best Lap, P = Crossed Finish Line in Pit Lane, D = Time Disallowed

P1 52 Tommy PHILP — Yamaha - Draper vent

IDEAL LAP TIME : 1:58.065 BEST LAP TIME : 1:58.298 DIFFERENCE : 0.233

LAP	SECTOR 1	SECTOR 2	LAP TIME		MPH	DIFF	TIME OF DAY
1 -		***39.653***	2:03.515		86.53	5.217	14:57:29.367
2 -	1:18.569	39.729	***1:58.298***	**(1)**	***90.34***		***14:59:27.665***
3 -	***1:18.412***	40.098	1:58.510	**(2)**	90.18	0.212	15:01:26.175
4 -	1:18.685	39.860	1:58.545	**(3)**	90.16	0.247	15:03:24.720
5 -	1:18.926	43.406	2:02.332		87.36	4.034	15:05:27.052

P2 15 Aaron CLARKE — Yamaha - Yamaha

IDEAL LAP TIME : 1:58.538 BEST LAP TIME : 1:58.538 DIFFERENCE : 0.000

LAP	SECTOR 1	SECTOR 2	LAP TIME		MPH	DIFF	TIME OF DAY
1 -		39.956	2:08.185		83.37	9.647	14:57:34.037
2 -	***1:19.223***	***39.315***	***1:58.538***	**(1)**	***90.16***		***14:59:32.575***
3 -	1:19.708	39.996	1:59.704		89.28	1.166	15:01:32.279
4 -	1:19.523	39.621	1:59.144	**(3)**	89.70	0.606	15:03:31.423
5 -	1:19.347	39.589	1:58.936	**(2)**	89.86	0.398	15:05:30.359

P3 14 Chris BURRAGE — Yamaha - Seton tuning

IDEAL LAP TIME : 1:59.282 BEST LAP TIME : 1:59.416 DIFFERENCE : 0.134

LAP	SECTOR 1	SECTOR 2	LAP TIME		MPH	DIFF	TIME OF DAY
1 -		40.131	2:08.308		83.29	8.892	14:57:34.160
2 -	1:20.711	40.084	2:00.795		88.48	1.379	14:59:34.955
3 -	1:19.687	***39.729***	***1:59.416***	**(1)**	***89.50***		***15:01:34.371***
4 -	1:19.709	39.796	1:59.505	**(2)**	89.43	0.089	15:03:33.876
5 -	***1:19.553***	40.046	1:59.599	**(3)**	89.36	0.183	15:05:33.475

P4 127 David TINKLER — Yamaha - alltrades/tinklers m/cycles

IDEAL LAP TIME : 1:59.713 BEST LAP TIME : 1:59.713 DIFFERENCE : 0.000

LAP	SECTOR 1	SECTOR 2	LAP TIME		MPH	DIFF	TIME OF DAY
1 -		40.334	2:06.439		84.53	6.726	14:57:32.291
2 -	1:19.956	40.106	2:00.062	**(3)**	89.02	0.349	14:59:32.353
3 -	1:19.725	40.107	1:59.832	**(2)**	89.19	0.119	15:01:32.185
4 -	1:22.286	40.178	2:02.464		87.27	2.751	15:03:34.649
5 -	***1:19.637***	***40.076***	***1:59.713***	**(1)**	***89.28***		***15:05:34.362***

P5 226 Adam HARTGROVE — Yamaha - Technical lifting services limited

IDEAL LAP TIME : 1:59.268 BEST LAP TIME : 1:59.307 DIFFERENCE : 0.039

LAP	SECTOR 1	SECTOR 2	LAP TIME		MPH	DIFF	TIME OF DAY
1 -		40.784	2:09.735		82.38	10.428	14:57:35.587
2 -	***1:19.510***	40.447	1:59.957		89.09	0.650	14:59:35.544
3 -	1:19.549	***39.758***	***1:59.307***	**(1)**	***89.58***		***15:01:34.851***
4 -	1:19.676	40.224	1:59.900	**(3)**	89.14	0.593	15:03:34.751
5 -	1:19.798	39.928	1:59.726	**(2)**	89.27	0.419	15:05:34.477

P6 44 Hayden PLATTON — Kawasaki - NR Racing

IDEAL LAP TIME : 1:59.350 BEST LAP TIME : 1:59.350 DIFFERENCE : 0.000

LAP	SECTOR 1	SECTOR 2	LAP TIME		MPH	DIFF	TIME OF DAY
1 -		40.876	2:08.126		83.41	8.776	14:57:33.978
2 -	1:20.952	40.722	2:01.674		87.84	2.324	14:59:35.652
3 -	1:20.182	40.213	2:00.395	**(3)**	88.77	1.045	15:01:36.047
4 -	1:19.944	40.254	2:00.198	**(2)**	88.92	0.848	15:03:36.245
5 -	***1:19.241***	***40.109***	***1:59.350***	**(1)**	***89.55***		***15:05:35.595***

P7 11 Josh HARVEY — Yamaha - NR Racing

IDEAL LAP TIME : 2:00.302 BEST LAP TIME : 2:00.302 DIFFERENCE : 0.000

LAP	SECTOR 1	SECTOR 2	LAP TIME	MPH	DIFF	TIME OF DAY

Weather / Track : Bright / Dry

Snetterton 300
Circuit Length = 2.9689 miles
Start: 14:55 Flag 15:04 End: 15:06

BMCRC - MRO Championships 2017 - Rnd 10 @ Snetterton 300

Team Respro MRO 600 inc Clubman 600

RACE 10 - SECTOR ANALYSIS

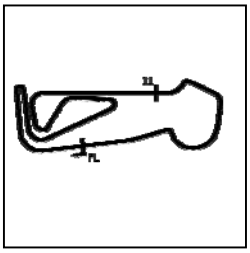

SECTOR 1 = FL to I1, SECTOR 2 = I1 to FL, DIFF = Difference To Personal Best Lap, P = Crossed Finish Line in Pit Lane, D = Time Disallowed

1 -		41.645	2:10.317	82.01	10.015	14:57:36.169
2 -	1:21.244	41.069	2:02.313	87.38	2.011	14:59:38.482
3 -	1:20.619	40.601	2:01.220 (3)	88.17	0.918	15:01:39.702
4 -	***1:20.241***	***40.061***	***2:00.302 (1)***	***88.84***		***15:03:40.004***
5 -	1:20.425	40.422	2:00.847 (2)	88.44	0.545	15:05:40.851

P8 56 C Michael MILLS Yamaha - A51 Racing

IDEAL LAP TIME : 2:00.236 BEST LAP TIME : 2:00.236 DIFFERENCE : 0.000

LAP	SECTOR 1	SECTOR 2	LAP TIME	MPH	DIFF	TIME OF DAY
1 -		41.578	2:10.370	81.98	10.134	14:57:36.222
2 -	1:21.081	40.981	2:02.062	87.56	1.826	14:59:38.284
3 -	1:21.302	40.668	2:01.970 (3)	87.62	1.734	15:01:40.254
4 -	***1:19.981***	***40.255***	***2:00.236 (1)***	***88.89***		***15:03:40.490***
5 -	1:20.144	40.580	2:00.724 (2)	88.53	0.488	15:05:41.214

P9 26 Luke HOPKINS Yamaha - Mum - Zarra Hopkins

IDEAL LAP TIME : 2:00.483 BEST LAP TIME : 2:00.610 DIFFERENCE : 0.127

LAP	SECTOR 1	SECTOR 2	LAP TIME	MPH	DIFF	TIME OF DAY
1 -		41.396	2:10.743	81.74	10.133	14:57:36.595
2 -	1:21.466	41.114	2:02.580	87.19	1.970	14:59:39.175
3 -	1:20.622	40.828	2:01.450 (3)	88.00	0.840	15:01:40.625
4 -	***1:19.918***	40.801	2:00.719 (2)	88.53	0.109	15:03:41.344
5 -	1:20.045	***40.565***	***2:00.610 (1)***	***88.61***		***15:05:41.954***

P10 40 David SHELVEY Suzuki - ymark.com

IDEAL LAP TIME : 2:00.991 BEST LAP TIME : 2:01.110 DIFFERENCE : 0.119

LAP	SECTOR 1	SECTOR 2	LAP TIME	MPH	DIFF	TIME OF DAY
1 -		41.918	2:12.144	80.88	11.034	14:57:37.996
2 -	1:21.773	40.625	2:02.398	87.32	1.288	14:59:40.394
3 -	1:20.819	40.706	2:01.525 (3)	87.94	0.415	15:01:41.919
4 -	1:21.035	***40.198***	2:01.233 (2)	88.16	0.123	15:03:43.152
5 -	***1:20.793***	40.317	***2:01.110 (1)***	***88.25***		***15:05:44.262***

P11 17 C Philip BAKER Triumph - Ashford accident repair center

IDEAL LAP TIME : 2:01.021 BEST LAP TIME : 2:01.357 DIFFERENCE : 0.336

LAP	SECTOR 1	SECTOR 2	LAP TIME	MPH	DIFF	TIME OF DAY
1 -		41.968	2:10.260	82.05	8.903	14:57:36.112
2 -	1:21.781	40.666	2:02.447 (3)	87.28	1.090	14:59:38.559
3 -	1:21.908	40.625	2:02.533	87.22	1.176	15:01:41.092
4 -	***1:20.740***	40.617	***2:01.357 (1)***	***88.07***		***15:03:42.449***
5 -	1:21.542	***40.281***	2:01.823 (2)	87.73	0.466	15:05:44.272

P12 173 Stephen DRAPER Kawasaki -

IDEAL LAP TIME : 1:59.993 BEST LAP TIME : 1:59.993 DIFFERENCE : 0.000

LAP	SECTOR 1	SECTOR 2	LAP TIME	MPH	DIFF	TIME OF DAY
1 -		41.131	2:14.796	79.29	14.803	14:57:40.648
2 -	1:21.540	40.408	2:01.948	87.64	1.955	14:59:42.596
3 -	1:20.840	40.374	2:01.214 (3)	88.17	1.221	15:01:43.810
4 -	***1:20.024***	***39.969***	***1:59.993 (1)***	***89.07***		***15:03:43.803***
5 -	1:20.521	40.283	2:00.804 (2)	88.47	0.811	15:05:44.607

P13 46 Harry ROWLINGS Triumph - Bernard Elliott racing / Steve Jordan motorcycles

IDEAL LAP TIME : 2:00.785 BEST LAP TIME : 2:00.785 DIFFERENCE : 0.000

LAP	SECTOR 1	SECTOR 2	LAP TIME	MPH	DIFF	TIME OF DAY
1 -		41.030	2:11.133	81.50	10.348	14:57:36.985
2 -	1:21.613	40.878	2:02.491 (3)	87.25	1.706	14:59:39.476
3 -	1:21.121	41.140	2:02.261 (2)	87.42	1.476	15:01:41.737
4 -	***1:20.140***	***40.645***	***2:00.785 (1)***	***88.48***		***15:03:42.522***

Weather / Track : Bright / Dry

Snetterton 300
Circuit Length = 2.9689 miles
Start: 14:55 Flag 15:04 End: 15:06

BMCRC - MRO Championships 2017 - Rnd 10 @ Snetterton 300

Team Respro MRO 600 inc Clubman 600

RACE 10 - SECTOR ANALYSIS

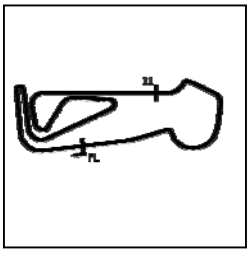

SECTOR 1 = FL to I1, SECTOR 2 = I1 to FL, DIFF = Difference To Personal Best Lap, P = Crossed Finish Line in Pit Lane, D = Time Disallowed

5 -	1:21.659	40.931	2:02.590	87.18	1.805	15:05:45.112

P14 53 C Jason SIGGS Yamaha - J Siggs Construction

IDEAL LAP TIME : 2:06.290 BEST LAP TIME : 2:06.516 DIFFERENCE : 0.226

LAP	SECTOR 1	SECTOR 2	LAP TIME	MPH	DIFF	TIME OF DAY
1 -		***42.595***	2:14.912	79.22	8.396	14:57:40.764
2 -	1:25.484	42.964	2:08.448	83.20	1.932	14:59:49.212
3 -	1:25.017	42.672	2:07.689 **(2)**	83.70	1.173	15:01:56.901
4 -	1:25.425	42.775	2:08.200 **(3)**	83.37	1.684	15:04:05.101
5 -	***1:23.695***	42.821	***2:06.516*** **(1)**	***84.48***		***15:06:11.617***

P15 192 C Daniel MOFFA Triumph - DM Racing

IDEAL LAP TIME : 2:06.110 BEST LAP TIME : 2:06.369 DIFFERENCE : 0.259

LAP	SECTOR 1	SECTOR 2	LAP TIME	MPH	DIFF	TIME OF DAY
1 -		42.863	2:17.364	77.80	10.995	14:57:43.216
2 -	1:25.299	42.201	2:07.500 **(3)**	83.82	1.131	14:59:50.716
3 -	1:24.491	***41.878***	***2:06.369*** **(1)**	***84.57***		***15:01:57.085***
4 -	1:25.079	42.050	2:07.129 **(2)**	84.07	0.760	15:04:04.214
5 -	***1:24.232***	44.113	2:08.345	83.27	1.976	15:06:12.559

P16 5 Martin FOORD Kawasaki - More moto

IDEAL LAP TIME : 2:04.391 BEST LAP TIME : 2:04.661 DIFFERENCE : 0.270

LAP	SECTOR 1	SECTOR 2	LAP TIME	MPH	DIFF	TIME OF DAY
1 -		42.941	2:25.283	73.56	20.622	14:57:51.135
2 -	1:24.503	42.905	2:07.408 **(3)**	83.88	2.747	14:59:58.543
3 -	1:25.674	42.971	2:08.645	83.08	3.984	15:02:07.188
4 -	1:24.272	***42.078***	2:06.350 **(2)**	84.59	1.689	15:04:13.538
5 -	***1:22.313***	42.348	***2:04.661*** **(1)**	***85.73***		***15:06:18.199***

P17 147 C Sean CHASTON Yamaha - Hyside Motorcycles

IDEAL LAP TIME : 2:07.572 BEST LAP TIME : 2:07.572 DIFFERENCE : 0.000

LAP	SECTOR 1	SECTOR 2	LAP TIME	MPH	DIFF	TIME OF DAY
1 -		44.698	2:20.519	76.06	12.947	14:57:46.371
2 -	1:26.458	43.805	2:10.263 **(3)**	82.05	2.691	14:59:56.634
3 -	1:27.647	43.295	2:10.942	81.62	3.370	15:02:07.576
4 -	1:26.307	43.662	2:09.969 **(2)**	82.23	2.397	15:04:17.545
5 -	***1:25.060***	***42.512***	***2:07.572*** **(1)**	***83.78***		***15:06:25.117***

P18 179 C Lee SILVAIN Yamaha - KS Autos / That'll do racing

IDEAL LAP TIME : 2:08.540 BEST LAP TIME : 2:09.086 DIFFERENCE : 0.546

LAP	SECTOR 1	SECTOR 2	LAP TIME	MPH	DIFF	TIME OF DAY
1 -		45.524	2:20.959	75.82	11.873	14:57:46.811
2 -	1:26.168	43.827	2:09.995 **(3)**	82.21	0.909	14:59:56.806
3 -	1:27.198	43.117	2:10.315	82.01	1.229	15:02:07.121
4 -	***1:25.978***	43.108	***2:09.086*** **(1)**	***82.79***		***15:04:16.207***
5 -	1:26.749	***42.562***	2:09.311 **(2)**	82.65	0.225	15:06:25.518

P19 57 Theo RUTTER Yamaha - Sublime Designs Racing/RRC

IDEAL LAP TIME : 2:09.311 BEST LAP TIME : 2:09.311 DIFFERENCE : 0.000

LAP	SECTOR 1	SECTOR 2	LAP TIME	MPH	DIFF	TIME OF DAY
1 -		44.051	2:18.724	77.04	9.413	14:57:44.576
2 -	1:26.902	44.377	2:11.279	81.41	1.968	14:59:55.855
3 -	1:26.690	44.484	2:11.174 **(3)**	81.48	1.863	15:02:07.029
4 -	1:26.861	43.896	2:10.757 **(2)**	81.74	1.446	15:04:17.786
5 -	***1:25.842***	***43.469***	***2:09.311*** **(1)**	***82.65***		***15:06:27.097***

Weather / Track : Bright / Dry

Snetterton 300
Circuit Length = 2.9689 miles
Start: 14:55 Flag 15:04 End: 15:06

BMCRC - MRO Championships 2017 - Rnd 10 @ Snetterton 300

Team Respro MRO 600 inc Clubman 600

RACE 10 - SECTOR ANALYSIS

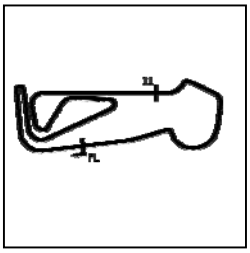

SECTOR 1 = FL to I1, SECTOR 2 = I1 to FL, DIFF = Difference To Personal Best Lap, P = Crossed Finish Line in Pit Lane, D = Time Disallowed

P20 83 Talan SKEELS-PIGGINS Suzuki - McMillan Williams

IDEAL LAP TIME : 2:09.120 BEST LAP TIME : 2:09.827 DIFFERENCE : 0.707

LAP	SECTOR 1	SECTOR 2	LAP TIME	MPH	DIFF	TIME OF DAY
1 -		***43.334***	2:20.212	76.22	10.385	14:57:46.064
2 -	1:26.617	43.834	2:10.451 **(3)**	81.93	0.624	14:59:56.515
3 -	1:27.615	44.162	2:11.777	81.10	1.950	15:02:08.292
4 -	1:26.405	43.518	2:09.923 **(2)**	82.26	0.096	15:04:18.215
5 -	***1:25.786***	44.041	***2:09.827*** **(1)**	***82.32***		***15:06:28.042***

P21 99 Michael SIMMONS Yamaha - Westcountry Windings

IDEAL LAP TIME : 2:09.336 BEST LAP TIME : 2:09.505 DIFFERENCE : 0.169

LAP	SECTOR 1	SECTOR 2	LAP TIME	MPH	DIFF	TIME OF DAY
1 -		43.580	2:20.629	76.00	11.124	14:57:46.481
2 -	1:26.508	44.056	2:10.564 **(3)**	81.86	1.059	14:59:57.045
3 -	1:27.799	43.999	2:11.798	81.09	2.293	15:02:08.843
4 -	1:26.029	***43.476***	***2:09.505*** **(1)**	***82.53***		***15:04:18.348***
5 -	***1:25.860***	44.307	2:10.167 **(2)**	82.11	0.662	15:06:28.515

P22 181 C Gary CROFT Yamaha - Big G Racing & Little e

IDEAL LAP TIME : 2:08.639 BEST LAP TIME : 2:08.784 DIFFERENCE : 0.145

LAP	SECTOR 1	SECTOR 2	LAP TIME	MPH	DIFF	TIME OF DAY
1 -		43.336	2:23.795	74.32	15.011	14:57:49.647
2 -	1:25.516	***43.268***	***2:08.784*** **(1)**	***82.99***		***14:59:58.431***
3 -	1:26.894	43.690	2:10.584	81.84	1.800	15:02:09.015
4 -	1:26.396	44.136	2:10.532 **(3)**	81.88	1.748	15:04:19.547
5 -	***1:25.371***	43.888	2:09.259 **(2)**	82.68	0.475	15:06:28.806

P23 67 Tony COE Yamaha -

IDEAL LAP TIME : 2:10.046 BEST LAP TIME : 2:10.157 DIFFERENCE : 0.111

LAP	SECTOR 1	SECTOR 2	LAP TIME	MPH	DIFF	TIME OF DAY
1 -		***43.163***	2:18.949	76.92	8.792	14:57:44.801
2 -	1:26.977	44.637	2:11.614 **(2)**	81.20	1.457	14:59:56.415
3 -	***1:26.883***	43.274	***2:10.157*** **(1)**	***82.11***		***15:02:06.572***
4 -	1:54.285	49.861	2:44.146 **(3)**	65.11	33.989	15:04:50.718

Weather / Track : Bright / Dry

Snetterton 300
Circuit Length = 2.9689 miles
Start: 14:55 Flag 15:04 End: 15:06

BMCRC - MRO Championships 2017 - Rnd 10 @ Snetterton 300

Team Respro MRO 600 inc Clubman 600

RACE 10 - BEST SECTORS

SECTOR 1				SECTOR 2				IDEAL / BEST COMPARISON					
POS	NO	NAME	TIME	NO	NAME	TIME		POS	NO	NAME	IDEAL	BEST	DIFF
										PERFECT LAP	1:57.727		
1	52	PHILP	**1:18.412**	15	CLARKE	**39.315**		1	52	PHILP	1:58.065	1:58.298	0.233
2	15	CLARKE	**1:19.223**	52	PHILP	**39.653**		2	15	CLARKE	1:58.538	1:58.538	0.000
3	44	PLATTON	**1:19.241**	14	BURRAGE	**39.729**		3	226	HARTGROVE	1:59.268	1:59.307	0.039
4	226	HARTGROVE	**1:19.510**	226	HARTGROVE	**39.758**		4	14	BURRAGE	1:59.282	1:59.416	0.134
5	14	BURRAGE	**1:19.553**	173	DRAPER	**39.969**		5	44	PLATTON	1:59.350	1:59.350	0.000
6	127	TINKLER	**1:19.637**	11	HARVEY	**40.061**		6	127	TINKLER	1:59.713	1:59.713	0.000
7	26	HOPKINS	**1:19.918**	127	TINKLER	**40.076**		7	173	DRAPER	1:59.993	1:59.993	0.000
8	56	MILLS	**1:19.981**	44	PLATTON	**40.109**		8	56	MILLS	2:00.236	2:00.236	0.000
9	173	DRAPER	**1:20.024**	40	SHELVEY	**40.198**		9	11	HARVEY	2:00.302	2:00.302	0.000
10	46	ROWLINGS	**1:20.140**	56	MILLS	**40.255**		10	26	HOPKINS	2:00.483	2:00.610	0.127
11	11	HARVEY	**1:20.241**	17	BAKER	**40.281**		11	46	ROWLINGS	2:00.785	2:00.785	0.000
12	17	BAKER	**1:20.740**	26	HOPKINS	**40.565**		12	40	SHELVEY	2:00.991	2:01.110	0.119
13	40	SHELVEY	**1:20.793**	46	ROWLINGS	**40.645**		13	17	BAKER	2:01.021	2:01.357	0.336
14	5	FOORD	**1:22.313**	192	MOFFA	**41.878**		14	5	FOORD	2:04.391	2:04.661	0.270
15	53	SIGGS	**1:23.695**	5	FOORD	**42.078**		15	192	MOFFA	2:06.110	2:06.369	0.259
16	192	MOFFA	**1:24.232**	147	CHASTON	**42.512**		16	53	SIGGS	2:06.290	2:06.516	0.226
17	147	CHASTON	**1:25.060**	179	SILVAIN	**42.562**		17	147	CHASTON	2:07.572	2:07.572	0.000
18	181	CROFT	**1:25.371**	53	SIGGS	**42.595**		18	179	SILVAIN	2:08.540	2:09.086	0.546
19	83	SKEELS-PIGGINS	**1:25.786**	67	COE	**43.163**		19	181	CROFT	2:08.639	2:08.784	0.145
20	57	RUTTER	**1:25.842**	181	CROFT	**43.268**		20	83	SKEELS-PIGGINS	2:09.120	2:09.827	0.707
21	99	SIMMONS	**1:25.860**	83	SKEELS-PIGGINS	**43.334**		21	57	RUTTER	2:09.311	2:09.311	0.000
22	179	SILVAIN	**1:25.978**	57	RUTTER	**43.469**		22	99	SIMMONS	2:09.336	2:09.505	0.169
23	67	COE	**1:26.883**	99	SIMMONS	**43.476**		23	67	COE	2:10.046	2:10.157	0.111

Weather / Track : Bright / Dry

Snetterton 300
Circuit Length = 2.9689 miles
Start: 14:55 Flag 15:04 End: 15:06

Results can be found at www.tsl-timing.com

Printed - 15:10 Sunday, 08 October 2017

BMCRC-MRO Championships 2017 supported by Dickies

MRO Minitwins

Snetterton 300

7th & 8th October 2017

Results Provided by Timing Solutions Ltd
www.tsl-timing.com

Snetterton 300

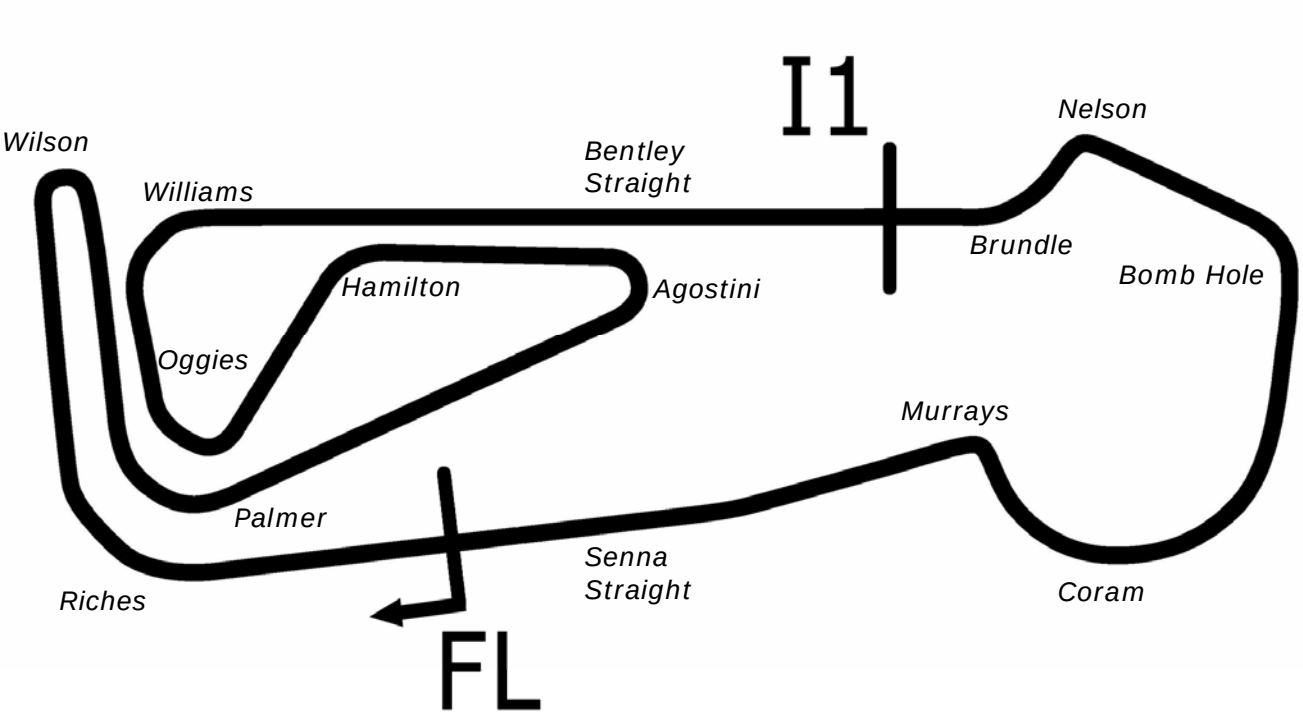

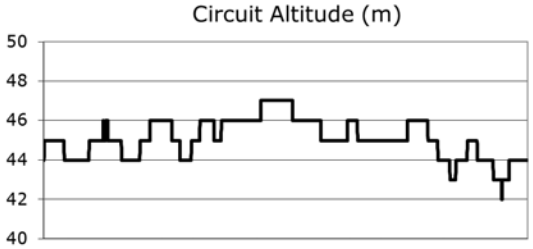

Length	2.9689 miles	4778.0 m	
FL		52.46340 N	0.94476 E
I1	3198m	52.46617 N	0.94964 E
Pit Entry	4572m	52.46364 N	0.94774 E
Pit Exit	40m after FL	52.46338 N	0.94420 E

Pit Entry–Pit Exit 246m, 14.7s @60kph, 11.0s @80kph

All results available at www.tsl-timing.com

BMCRC - MRO Championships 2017 - Rnd 10 @ Snetterton 300

MRO Minitwins

QUALIFYING - CLASSIFICATION

POS	NO	NAME	ENTRY	TIME	ON	LAPS	GAP	DIFF	MPH
1	142	Chris KENT	Suzuki - More moto	2:29.952	4	4			71.27
2	17	Charlie DOWNES	Suzuki - Moremoto GKW Plumbtech	2:30.613	3	4	0.661	0.661	70.96
3	69	Danny HUSKINSON	Suzuki - art of racing	2:31.114	4	4	1.162	0.501	70.72
4	26	Glynn DAVIES	Suzuki -	2:32.321	4	4	2.369	1.207	70.16
5	661	Cameron HARRIS	Suzuki - HARRIS PERFORMANCE	2:34.790	4	4	4.838	2.469	69.04
6	155	Richard HARRIS	Suzuki - HP Racing	2:35.084	3	4	5.132	0.294	68.91
7	3	Keith POVAH	Suzuki -	2:35.651	4	4	5.699	0.567	68.66
8	86	Paul WITHERINGTON	Suzuki - P&R plumbing	2:35.729	3	4	5.777	0.078	68.63
9	96	Dan HARRIS	Suzuki - HP Racing	2:36.062	4	4	6.110	0.333	68.48
10	118	James PLUMMER	Suzuki - Moremoto	2:37.212	4	4	7.260	1.150	67.98
11	97	Jake PACKHAM	Suzuki -	2:38.472	4	4	8.520	1.260	67.44
12	11	Andrew WELLS	Suzuki -	2:39.325	4	4	9.373	0.853	67.08
13	101	Jon BARNES	Suzuki - Holder Tree Services	2:40.215	3	4	10.263	0.890	66.71
14	444	Mark WILLIAMS	Suzuki - Universal Motorcycle Training	2:40.266	4	4	10.314	0.051	66.68
15	90	Edward WATSON	Suzuki - TEA Time Racing	2:41.159	4	4	11.207	0.893	66.32
16	147	Thomas WATSON	Suzuki - Motorsportdays.com TEA Time Racing	2:41.178	4	4	11.226	0.019	66.31
17	71	Colin CLUNE	Suzuki -	2:42.267	3	4	12.315	1.089	65.86
18	38	David TWYFORD	Suzuki -	2:42.476	4	4	12.524	0.209	65.78
19	81	Malvern MAY	Suzuki -	2:44.112	4	4	14.160	1.636	65.12
20	5	Barry MANTELL	Suzuki - Swedish car connection	2:44.262	3	4	14.310	0.150	65.06
21	25	Harrison DAY	Suzuki -	2:46.103	4	4	16.151	1.841	64.34
22	199	Ben CATT	Suzuki -	2:46.435	4	4	16.483	0.332	64.21
23	57	Ludo FORRER	Suzuki -	2:47.240	3	4	17.288	0.805	63.90
24	94	Daniel ROOTS	Suzuki -	2:47.455	3	3	17.503	0.215	63.82
25	43	Robert DAVIE	Suzuki -	2:48.367	4	4	18.415	0.912	63.48
26	48	Shaun WALLIS	Suzuki - Watling Tyres	2:49.248	4	4	19.296	0.881	63.15
27	50	Paul ROBSON	Suzuki -	2:50.028	3	4	20.076	0.780	62.86
28	54	Adam JAMISON	Suzuki - AJ Racing	2:50.165	4	4	20.213	0.137	62.81
29	16	Geoff LANSDELL	Suzuki - EPG Domestic	2:50.196	3	4	20.244	0.031	62.79
30	23	Claire BECKETT	Suzuki - Cowpers Oak	2:50.600	4	4	20.648	0.404	62.64
31	113	Sam ELKINS	Suzuki - Me Old Man	2:52.641	3	4	22.689	2.041	61.90
32	93	Jack WALLIS	Suzuki - Grumpdad and Watling Tyres			0			
33	84	Ricardo BRANCO	Suzuki -			0			
34	21	Carl MITCHELL	Suzuki - Beaute Agri AJL Garden Services			0			

Snetterton 300
Circuit Length = 2.9689 miles
Start: 09:23 Flag 09:40 End: 09:42

Weather / Track : Drizzle / Wet

These results are provisional until the conclusion of any judicial and technical matters.

Clerk Of Course :		Timekeeper :

Results can be found at www.tsl-timing.com

Printed - 09:44 Saturday, 07 October 2017

BMCRC - MRO Championships 2017 - Rnd 10 @ Snetterton 300

MRO Minitwins

QUALIFYING - SECTOR ANALYSIS

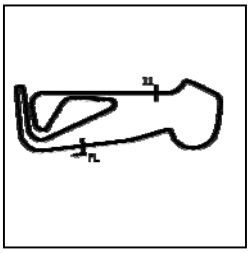

SECTOR 1 = FL to I1, SECTOR 2 = I1 to FL, DIFF = Difference To Personal Best Lap, P = Crossed Finish Line in Pit Lane, D = Time Disallowed

P1 142 Chris KENT Suzuki - More moto

IDEAL LAP TIME : 2:29.952 BEST LAP TIME : 2:29.952 DIFFERENCE : 0.000

LAP	SECTOR 1	SECTOR 2	LAP TIME		MPH	DIFF	TIME OF DAY
1 -	2:01.607	6:49.795	8:51.402		20.11	6:21.450	09:33:02.402
2 -	1:52.257	54.458	2:46.715	(3)	64.10	16.763	09:35:49.117
3 -	1:42.562	50.940	2:33.502	(2)	69.62	3.550	09:38:22.619
4 -	***1:39.743***	***50.209***	***2:29.952***	**(1)**	***71.27***		***09:40:52.571***

P2 17 Charlie DOWNES Suzuki - Moremoto GKW Plumbtech

IDEAL LAP TIME : 2:30.606 BEST LAP TIME : 2:30.613 DIFFERENCE : 0.007

LAP	SECTOR 1	SECTOR 2	LAP TIME		MPH	DIFF	TIME OF DAY
1 -	1:46.534	IN PIT	10:00.641	**P**	17.79	7:30.028	09:34:12.239
2 -	OUTLAP	53.049	2:38.938		67.24	8.325	09:36:51.177
3 -	***1:40.090***	50.523	***2:30.613***	**(1)**	***70.96***		***09:39:21.790***
4 -	1:41.456	***50.516***	2:31.972	**(2)**	70.32	1.359	09:41:53.762

P3 69 Danny HUSKINSON Suzuki - art of racing

IDEAL LAP TIME : 2:31.114 BEST LAP TIME : 2:31.114 DIFFERENCE : 0.000

LAP	SECTOR 1	SECTOR 2	LAP TIME		MPH	DIFF	TIME OF DAY
1 -	2:04.919	6:40.543	8:45.462		20.34	6:14.348	09:33:03.136
2 -	1:51.154	54.601	2:45.755	(3)	64.48	14.641	09:35:48.891
3 -	1:43.811	51.899	2:35.710	(2)	68.64	4.596	09:38:24.601
4 -	***1:40.878***	***50.236***	***2:31.114***	**(1)**	***70.72***		***09:40:55.715***

P4 26 Glynn DAVIES Suzuki -

IDEAL LAP TIME : 2:32.321 BEST LAP TIME : 2:32.321 DIFFERENCE : 0.000

LAP	SECTOR 1	SECTOR 2	LAP TIME		MPH	DIFF	TIME OF DAY
1 -	1:54.116	6:46.160	8:40.276		20.54	6:07.955	09:33:03.830
2 -	1:48.079	51.451	2:39.530	(3)	66.99	7.209	09:35:43.360
3 -	1:44.946	51.422	2:36.368	(2)	68.35	4.047	09:38:19.728
4 -	***1:42.285***	***50.036***	***2:32.321***	**(1)**	***70.16***		***09:40:52.049***

P5 661 Cameron HARRIS Suzuki - HARRIS PERFORMANCE

IDEAL LAP TIME : 2:34.790 BEST LAP TIME : 2:34.790 DIFFERENCE : 0.000

LAP	SECTOR 1	SECTOR 2	LAP TIME		MPH	DIFF	TIME OF DAY
1 -	1:47.137	7:03.213	8:50.350		20.15	6:15.560	09:33:01.489
2 -	1:50.771	53.882	2:44.653	(3)	64.91	9.863	09:35:46.142
3 -	1:44.072	52.209	2:36.281	(2)	68.39	1.491	09:38:22.423
4 -	***1:43.805***	***50.985***	***2:34.790***	**(1)**	***69.04***		***09:40:57.213***

P6 155 Richard HARRIS Suzuki - HP Racing

IDEAL LAP TIME : 2:34.865 BEST LAP TIME : 2:35.084 DIFFERENCE : 0.219

LAP	SECTOR 1	SECTOR 2	LAP TIME		MPH	DIFF	TIME OF DAY
1 -	1:57.271	6:47.552	8:44.823		20.36	6:09.739	09:33:05.607
2 -	1:50.472	54.979	2:45.451	(3)	64.59	10.367	09:35:51.058
3 -	1:43.428	***51.656***	***2:35.084***	**(1)**	***68.91***		***09:38:26.142***
4 -	***1:43.209***	52.981	2:36.190	**(2)**	68.42	1.106	09:41:02.332

P7 3 Keith POVAH Suzuki -

IDEAL LAP TIME : 2:35.651 BEST LAP TIME : 2:35.651 DIFFERENCE : 0.000

LAP	SECTOR 1	SECTOR 2	LAP TIME		MPH	DIFF	TIME OF DAY
1 -	1:53.175	6:58.980	8:52.155		20.08	6:16.504	09:33:04.930
2 -	1:53.035	55.358	2:48.393	(3)	63.47	12.742	09:35:53.323
3 -	1:45.647	53.158	2:38.805	(2)	67.30	3.154	09:38:32.128
4 -	***1:43.606***	***52.045***	***2:35.651***	**(1)**	***68.66***		***09:41:07.779***

Weather / Track : Drizzle / Wet

Snetterton 300
Circuit Length = 2.9689 miles
Start: 09:23 Flag 09:40 End: 09:42

BMCRC - MRO Championships 2017 - Rnd 10 @ Snetterton 300

MRO Minitwins

QUALIFYING - SECTOR ANALYSIS

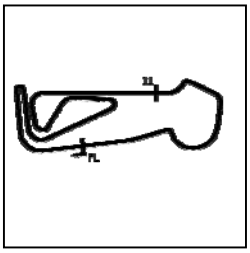

SECTOR 1 = FL to I1, SECTOR 2 = I1 to FL, DIFF = Difference To Personal Best Lap, P = Crossed Finish Line in Pit Lane, D = Time Disallowed

P8 86 Paul WITHERINGTON Suzuki - P&R plumbing

IDEAL LAP TIME : 2:35.729 BEST LAP TIME : 2:35.729 DIFFERENCE : 0.000

LAP	SECTOR 1	SECTOR 2	LAP TIME	MPH	DIFF	TIME OF DAY
1 -	1:58.642	6:46.091	8:44.733	20.36	6:09.004	09:33:03.448
2 -	1:51.979	54.461	2:46.440 (3)	64.21	10.711	09:35:49.888
3 -	***1:44.096***	***51.633***	***2:35.729 (1)***	***68.63***		***09:38:25.617***
4 -	1:44.427	52.685	2:37.112 (2)	68.02	1.383	09:41:02.729

P9 96 Dan HARRIS Suzuki - HP Racing

IDEAL LAP TIME : 2:36.062 BEST LAP TIME : 2:36.062 DIFFERENCE : 0.000

LAP	SECTOR 1	SECTOR 2	LAP TIME	MPH	DIFF	TIME OF DAY
1 -	2:12.463	6:39.550	8:52.013	20.08	6:15.951	09:33:17.585
2 -	2:20.880	54.819	3:15.699 (3)	54.61	39.637	09:36:33.284
3 -	1:45.176	53.486	2:38.662 (2)	67.36	2.600	09:39:11.946
4 -	***1:44.364***	***51.698***	***2:36.062 (1)***	***68.48***		***09:41:48.008***

P10 118 James PLUMMER Suzuki - Moremoto

IDEAL LAP TIME : 2:37.212 BEST LAP TIME : 2:37.212 DIFFERENCE : 0.000

LAP	SECTOR 1	SECTOR 2	LAP TIME	MPH	DIFF	TIME OF DAY
1 -	1:52.250	6:56.804	8:49.054	20.20	6:11.842	09:33:05.757
2 -	1:59.949	57.819	2:57.768 (3)	60.12	20.556	09:36:03.525
3 -	1:48.732	52.923	2:41.655 (2)	66.11	4.443	09:38:45.180
4 -	***1:45.300***	***51.912***	***2:37.212 (1)***	***67.98***		***09:41:22.392***

P11 97 Jake PACKHAM Suzuki -

IDEAL LAP TIME : 2:38.472 BEST LAP TIME : 2:38.472 DIFFERENCE : 0.000

LAP	SECTOR 1	SECTOR 2	LAP TIME	MPH	DIFF	TIME OF DAY
1 -	2:03.376	6:39.607	8:42.983	20.43	6:04.511	09:33:04.395
2 -	1:53.441	54.806	2:48.247 (3)	63.52	9.775	09:35:52.642
3 -	1:46.080	53.179	2:39.259 (2)	67.11	0.787	09:38:31.901
4 -	***1:45.914***	***52.558***	***2:38.472 (1)***	***67.44***		***09:41:10.373***

P12 11 Andrew WELLS Suzuki -

IDEAL LAP TIME : 2:39.325 BEST LAP TIME : 2:39.325 DIFFERENCE : 0.000

LAP	SECTOR 1	SECTOR 2	LAP TIME	MPH	DIFF	TIME OF DAY
1 -	1:57.489	6:46.857	8:44.346	20.38	6:05.021	09:33:05.969
2 -	1:54.274	55.013	2:49.287 (3)	63.13	9.962	09:35:55.256
3 -	1:46.758	53.765	2:40.523 (2)	66.58	1.198	09:38:35.779
4 -	***1:45.590***	***53.735***	***2:39.325 (1)***	***67.08***		***09:41:15.104***

P13 101 Jon BARNES Suzuki - Holder Tree Services

IDEAL LAP TIME : 2:40.215 BEST LAP TIME : 2:40.215 DIFFERENCE : 0.000

LAP	SECTOR 1	SECTOR 2	LAP TIME	MPH	DIFF	TIME OF DAY
1 -	2:02.073	6:37.711	8:39.784	20.56	5:59.569	09:33:04.589
2 -	1:54.660	54.424	2:49.084 (3)	63.21	8.869	09:35:53.673
3 -	***1:46.896***	***53.319***	***2:40.215 (1)***	***66.71***		***09:38:33.888***
4 -	1:46.907	53.452	2:40.359 (2)	66.65	0.144	09:41:14.247

P14 444 Mark WILLIAMS Suzuki - Universal Motorcycle Training

IDEAL LAP TIME : 2:40.266 BEST LAP TIME : 2:40.266 DIFFERENCE : 0.000

LAP	SECTOR 1	SECTOR 2	LAP TIME	MPH	DIFF	TIME OF DAY
1 -	1:57.846	6:49.247	8:47.093	20.27	6:06.827	09:33:05.778
2 -	2:00.768	56.360	2:57.128 (3)	60.34	16.862	09:36:02.906
3 -	1:48.458	53.799	2:42.257 (2)	65.87	1.991	09:38:45.163
4 -	***1:46.802***	***53.464***	***2:40.266 (1)***	***66.68***		***09:41:25.429***

Weather / Track : Drizzle / Wet

Snetterton 300
Circuit Length = 2.9689 miles
Start: 09:23 Flag 09:40 End: 09:42

BMCRC - MRO Championships 2017 - Rnd 10 @ Snetterton 300

MRO Minitwins

QUALIFYING - SECTOR ANALYSIS

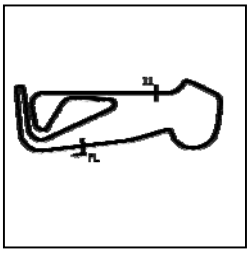

SECTOR 1 = FL to I1, SECTOR 2 = I1 to FL, DIFF = Difference To Personal Best Lap, P = Crossed Finish Line in Pit Lane, D = Time Disallowed

P15 90 Edward WATSON Suzuki - TEA Time Racing

IDEAL LAP TIME : 2:41.030 BEST LAP TIME : 2:41.159 DIFFERENCE : 0.129

LAP	SECTOR 1	SECTOR 2	LAP TIME		MPH	DIFF	TIME OF DAY
1 -	2:00.582	6:33.064	8:33.646		20.80	5:52.487	09:33:06.691
2 -	1:58.691	57.827	2:56.518	(3)	60.54	15.359	09:36:03.209
3 -	1:49.319	***55.595***	2:44.914	(2)	64.81	3.755	09:38:48.123
4 -	***1:45.435***	55.724	***2:41.159***	(1)	***66.32***		***09:41:29.282***

P16 147 Thomas WATSON Suzuki - Motorsportdays.com TEA Time Racing

IDEAL LAP TIME : 2:41.178 BEST LAP TIME : 2:41.178 DIFFERENCE : 0.000

LAP	SECTOR 1	SECTOR 2	LAP TIME		MPH	DIFF	TIME OF DAY
1 -	2:00.747	6:34.381	8:35.128		20.74	5:53.950	09:33:06.287
2 -	1:58.077	57.103	2:55.180	(3)	61.01	14.002	09:36:01.467
3 -	1:48.897	54.393	2:43.290	(2)	65.45	2.112	09:38:44.757
4 -	***1:47.011***	***54.167***	***2:41.178***	(1)	***66.31***		***09:41:25.935***

P17 71 Colin CLUNE Suzuki -

IDEAL LAP TIME : 2:42.267 BEST LAP TIME : 2:42.267 DIFFERENCE : 0.000

LAP	SECTOR 1	SECTOR 2	LAP TIME		MPH	DIFF	TIME OF DAY
1 -	2:01.484	6:42.410	8:43.894		20.40	6:01.627	09:33:05.943
2 -	1:56.609	54.758	2:51.367	(3)	62.36	9.100	09:35:57.310
3 -	***1:47.950***	***54.317***	***2:42.267***	(1)	***65.86***		***09:38:39.577***
4 -	1:48.255	54.756	2:43.011	(2)	65.56	0.744	09:41:22.588

P18 38 David TWYFORD Suzuki -

IDEAL LAP TIME : 2:42.476 BEST LAP TIME : 2:42.476 DIFFERENCE : 0.000

LAP	SECTOR 1	SECTOR 2	LAP TIME		MPH	DIFF	TIME OF DAY
1 -	2:03.706	6:41.535	8:45.241		20.34	6:02.765	09:33:09.474
2 -	2:07.036	1:09.093	3:16.129	(3)	54.49	33.653	09:36:25.603
3 -	1:49.369	56.185	2:45.554	(2)	64.55	3.078	09:39:11.157
4 -	***1:48.169***	***54.307***	***2:42.476***	(1)	***65.78***		***09:41:53.633***

P19 81 Malvern MAY Suzuki -

IDEAL LAP TIME : 2:44.112 BEST LAP TIME : 2:44.112 DIFFERENCE : 0.000

LAP	SECTOR 1	SECTOR 2	LAP TIME		MPH	DIFF	TIME OF DAY
1 -	2:03.214	6:42.600	8:45.814		20.32	6:01.702	09:33:06.148
2 -	2:02.724	56.908	2:59.632	(3)	59.49	15.520	09:36:05.780
3 -	1:50.574	55.862	2:46.436	(2)	64.21	2.324	09:38:52.216
4 -	***1:49.555***	***54.557***	***2:44.112***	(1)	***65.12***		***09:41:36.328***

P20 5 Barry MANTELL Suzuki - Swedish car connection

IDEAL LAP TIME : 2:44.262 BEST LAP TIME : 2:44.262 DIFFERENCE : 0.000

LAP	SECTOR 1	SECTOR 2	LAP TIME		MPH	DIFF	TIME OF DAY
1 -	1:56.683	6:50.666	8:47.349		20.26	6:03.087	09:33:05.255
2 -	1:58.925	56.089	2:55.014	(3)	61.06	10.752	09:36:00.269
3 -	***1:49.561***	***54.701***	***2:44.262***	(1)	***65.06***		***09:38:44.531***
4 -	1:51.189	55.382	2:46.571	(2)	64.16	2.309	09:41:31.102

P21 25 Harrison DAY Suzuki -

IDEAL LAP TIME : 2:46.038 BEST LAP TIME : 2:46.103 DIFFERENCE : 0.065

LAP	SECTOR 1	SECTOR 2	LAP TIME		MPH	DIFF	TIME OF DAY
1 -	2:05.907	6:41.223	8:47.130		20.27	6:01.027	09:33:07.805
2 -	2:02.781	58.662	3:01.443	(3)	58.90	15.340	09:36:09.248
3 -	1:53.500	***55.282***	2:48.782	(2)	63.32	2.679	09:38:58.030
4 -	***1:50.756***	55.347	***2:46.103***	(1)	***64.34***		***09:41:44.133***

Weather / Track : Drizzle / Wet

Snetterton 300
Circuit Length = 2.9689 miles
Start: 09:23 Flag 09:40 End: 09:42

BMCRC - MRO Championships 2017 - Rnd 10 @ Snetterton 300

MRO Minitwins

QUALIFYING - SECTOR ANALYSIS

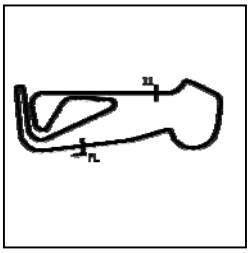

SECTOR 1 = FL to I1, SECTOR 2 = I1 to FL, DIFF = Difference To Personal Best Lap, P = Crossed Finish Line in Pit Lane, D = Time Disallowed

P22 199 Ben CATT Suzuki -

IDEAL LAP TIME : 2:45.099 BEST LAP TIME : 2:46.435 DIFFERENCE : 1.336

LAP	SECTOR 1	SECTOR 2	LAP TIME		MPH	DIFF	TIME OF DAY
1 -	2:07.953	6:33.517	8:41.470		20.49	5:55.035	09:33:13.151
2 -	2:10.078	1:00.173	3:10.251	(3)	56.17	23.816	09:36:23.402
3 -	1:50.973	***55.486***	2:46.459	(2)	64.20	0.024	09:39:09.861
4 -	***1:49.613***	56.822	***2:46.435***	(1)	***64.21***		***09:41:56.296***

P23 57 Ludo FORRER Suzuki -

IDEAL LAP TIME : 2:47.137 BEST LAP TIME : 2:47.240 DIFFERENCE : 0.103

LAP	SECTOR 1	SECTOR 2	LAP TIME		MPH	DIFF	TIME OF DAY
1 -	2:03.839	6:37.660	8:41.499		20.49	5:54.259	09:33:07.479
2 -	2:02.034	58.831	3:00.865	(3)	59.09	13.625	09:36:08.344
3 -	***1:50.161***	57.079	***2:47.240***	(1)	***63.90***		***09:38:55.584***
4 -	1:50.916	***56.976***	2:47.892	(2)	63.66	0.652	09:41:43.476

P24 94 Daniel ROOTS Suzuki -

IDEAL LAP TIME : 2:47.455 BEST LAP TIME : 2:47.455 DIFFERENCE : 0.000

LAP	SECTOR 1	SECTOR 2	LAP TIME		MPH	DIFF	TIME OF DAY
1 -	2:03.806	6:44.304	8:48.110	(3)	20.23	6:00.655	09:33:06.351
2 -	2:01.335	58.345	2:59.680	(2)	59.48	12.225	09:36:06.031
3 -	***1:50.925***	***56.530***	***2:47.455***	(1)	***63.82***		***09:38:53.486***

P25 43 Robert DAVIE Suzuki -

IDEAL LAP TIME : 2:48.367 BEST LAP TIME : 2:48.367 DIFFERENCE : 0.000

LAP	SECTOR 1	SECTOR 2	LAP TIME		MPH	DIFF	TIME OF DAY
1 -	2:04.301	6:46.925	8:51.226		20.11	6:02.859	09:33:07.498
2 -	2:04.393	58.689	3:03.082	(3)	58.37	14.715	09:36:10.580
3 -	1:52.824	56.858	2:49.682	(2)	62.98	1.315	09:39:00.262
4 -	***1:51.855***	***56.512***	***2:48.367***	(1)	***63.48***		***09:41:48.629***

P26 48 Shaun WALLIS Suzuki - Watling Tyres

IDEAL LAP TIME : 2:49.248 BEST LAP TIME : 2:49.248 DIFFERENCE : 0.000

LAP	SECTOR 1	SECTOR 2	LAP TIME		MPH	DIFF	TIME OF DAY
1 -	2:07.820	6:34.782	8:42.602		20.45	5:53.354	09:33:11.176
2 -	2:10.126	59.963	3:10.089	(3)	56.22	20.841	09:36:21.265
3 -	1:53.572	58.141	2:51.713	(2)	62.24	2.465	09:39:12.978
4 -	***1:52.401***	***56.847***	***2:49.248***	(1)	***63.15***		***09:42:02.226***

P27 50 Paul ROBSON Suzuki -

IDEAL LAP TIME : 2:49.915 BEST LAP TIME : 2:50.028 DIFFERENCE : 0.113

LAP	SECTOR 1	SECTOR 2	LAP TIME		MPH	DIFF	TIME OF DAY
1 -	2:06.640	6:37.750	8:44.390		20.38	5:54.362	09:33:12.447
2 -	2:05.526	57.224	3:02.750	(3)	58.48	12.722	09:36:15.197
3 -	***1:53.185***	56.843	***2:50.028***	(1)	***62.86***		***09:39:05.225***
4 -	1:55.284	***56.730***	2:52.014	(2)	62.13	1.986	09:41:57.239

P28 54 Adam JAMISON Suzuki - AJ Racing

IDEAL LAP TIME : 2:50.037 BEST LAP TIME : 2:50.165 DIFFERENCE : 0.128

LAP	SECTOR 1	SECTOR 2	LAP TIME		MPH	DIFF	TIME OF DAY
1 -	2:00.910	6:47.258	8:48.168		20.23	5:58.003	09:33:05.548
2 -	1:57.617	57.883	2:55.500	(3)	60.90	5.335	09:36:01.048
3 -	***1:53.558***	57.321	2:50.879	(2)	62.54	0.714	09:38:51.927
4 -	1:53.686	***56.479***	***2:50.165***	(1)	***62.81***		***09:41:42.092***

Weather / Track : Drizzle / Wet

Snetterton 300
Circuit Length = 2.9689 miles
Start: 09:23 Flag 09:40 End: 09:42

BMCRC - MRO Championships 2017 - Rnd 10 @ Snetterton 300

MRO Minitwins

QUALIFYING - SECTOR ANALYSIS

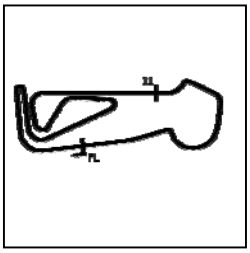

SECTOR 1 = FL to I1, SECTOR 2 = I1 to FL, DIFF = Difference To Personal Best Lap, P = Crossed Finish Line in Pit Lane, D = Time Disallowed

P29 16 Geoff LANSDELL Suzuki - EPG Domestic

IDEAL LAP TIME : 2:50.196 BEST LAP TIME : 2:50.196 DIFFERENCE : 0.000

LAP	SECTOR 1	SECTOR 2	LAP TIME	MPH	DIFF	TIME OF DAY
1 -	2:07.181	6:36.425	8:43.606	20.41	5:53.410	09:33:09.104
2 -	2:04.668	59.127	3:03.795 **(3)**	58.15	13.599	09:36:12.899
3 -	***1:53.258***	***56.938***	***2:50.196*** **(1)**	***62.79***		***09:39:03.095***
4 -	1:53.932	57.474	2:51.406 **(2)**	62.35	1.210	09:41:54.501

P30 23 Claire BECKETT Suzuki - Cowpers Oak

IDEAL LAP TIME : 2:50.260 BEST LAP TIME : 2:50.600 DIFFERENCE : 0.340

LAP	SECTOR 1	SECTOR 2	LAP TIME	MPH	DIFF	TIME OF DAY
1 -	2:08.422	6:41.171	8:49.593	20.18	5:58.993	09:33:08.751
2 -	2:05.116	59.912	3:05.028 **(3)**	57.76	14.428	09:36:13.779
3 -	1:54.187	***56.553***	2:50.740 **(2)**	62.59	0.140	09:39:04.519
4 -	***1:53.707***	56.893	***2:50.600*** **(1)**	***62.64***		***09:41:55.119***

P31 113 Sam ELKINS Suzuki - Me Old Man

IDEAL LAP TIME : 2:52.305 BEST LAP TIME : 2:52.641 DIFFERENCE : 0.336

LAP	SECTOR 1	SECTOR 2	LAP TIME	MPH	DIFF	TIME OF DAY
1 -	2:12.063	6:24.686	8:36.749	20.68	5:44.108	09:33:10.649
2 -	2:08.819	59.295	3:08.114 **(3)**	56.81	15.473	09:36:18.763
3 -	***1:55.405***	57.236	***2:52.641*** **(1)**	***61.90***		***09:39:11.404***
4 -	1:56.817	***56.900***	2:53.717 **(2)**	61.52	1.076	09:42:05.121

Weather / Track : Drizzle / Wet

Snetterton 300
Circuit Length = 2.9689 miles
Start: 09:23 Flag 09:40 End: 09:42

BMCRC - MRO Championships 2017 - Rnd 10 @ Snetterton 300

MRO Minitwins

QUALIFYING - BEST SECTORS

	SECTOR 1			SECTOR 2			IDEAL / BEST COMPARISON					
POS	NO	NAME	TIME	NO	NAME	TIME	POS	NO	NAME	IDEAL	BEST	DIFF
									PERFECT LAP	2:29.779		
1	142	KENT	**1:39.743**	26	DAVIES	**50.036**	1	142	KENT	2:29.952	2:29.952	0.000
2	17	DOWNES	**1:40.090**	142	KENT	**50.209**	2	17	DOWNES	2:30.606	2:30.613	0.007
3	69	HUSKINSON	**1:40.878**	69	HUSKINSON	**50.236**	3	69	HUSKINSON	2:31.114	2:31.114	0.000
4	26	DAVIES	**1:42.285**	17	DOWNES	**50.516**	4	26	DAVIES	2:32.321	2:32.321	0.000
5	155	HARRIS	**1:43.209**	661	HARRIS	**50.985**	5	661	HARRIS	2:34.790	2:34.790	0.000
6	3	POVAH	**1:43.606**	86	WITHERINGTON	**51.633**	6	155	HARRIS	2:34.865	2:35.084	0.219
7	661	HARRIS	**1:43.805**	155	HARRIS	**51.656**	7	3	POVAH	2:35.651	2:35.651	0.000
8	86	WITHERINGTON	**1:44.096**	96	HARRIS	**51.698**	8	86	WITHERINGTON	2:35.729	2:35.729	0.000
9	96	HARRIS	**1:44.364**	118	PLUMMER	**51.912**	9	96	HARRIS	2:36.062	2:36.062	0.000
10	118	PLUMMER	**1:45.300**	3	POVAH	**52.045**	10	118	PLUMMER	2:37.212	2:37.212	0.000
11	90	WATSON	**1:45.435**	97	PACKHAM	**52.558**	11	97	PACKHAM	2:38.472	2:38.472	0.000
12	11	WELLS	**1:45.590**	101	BARNES	**53.319**	12	11	WELLS	2:39.325	2:39.325	0.000
13	97	PACKHAM	**1:45.914**	444	WILLIAMS	**53.464**	13	101	BARNES	2:40.215	2:40.215	0.000
14	444	WILLIAMS	**1:46.802**	11	WELLS	**53.735**	14	444	WILLIAMS	2:40.266	2:40.266	0.000
15	101	BARNES	**1:46.896**	147	WATSON	**54.167**	15	90	WATSON	2:41.030	2:41.159	0.129
16	147	WATSON	**1:47.011**	38	TWYFORD	**54.307**	16	147	WATSON	2:41.178	2:41.178	0.000
17	71	CLUNE	**1:47.950**	71	CLUNE	**54.317**	17	71	CLUNE	2:42.267	2:42.267	0.000
18	38	TWYFORD	**1:48.169**	81	MAY	**54.557**	18	38	TWYFORD	2:42.476	2:42.476	0.000
19	81	MAY	**1:49.555**	5	MANTELL	**54.701**	19	81	MAY	2:44.112	2:44.112	0.000
20	5	MANTELL	**1:49.561**	25	DAY	**55.282**	20	5	MANTELL	2:44.262	2:44.262	0.000
21	199	CATT	**1:49.613**	199	CATT	**55.486**	21	199	CATT	2:45.099	2:46.435	1.336
22	57	FORRER	**1:50.161**	90	WATSON	**55.595**	22	25	DAY	2:46.038	2:46.103	0.065
23	25	DAY	**1:50.756**	54	JAMISON	**56.479**	23	57	FORRER	2:47.137	2:47.240	0.103
24	94	ROOTS	**1:50.925**	43	DAVIE	**56.512**	24	94	ROOTS	2:47.455	2:47.455	0.000
25	43	DAVIE	**1:51.855**	94	ROOTS	**56.530**	25	43	DAVIE	2:48.367	2:48.367	0.000
26	48	WALLIS	**1:52.401**	23	BECKETT	**56.553**	26	48	WALLIS	2:49.248	2:49.248	0.000
27	50	ROBSON	**1:53.185**	50	ROBSON	**56.730**	27	50	ROBSON	2:49.915	2:50.028	0.113
28	16	LANSDELL	**1:53.258**	48	WALLIS	**56.847**	28	54	JAMISON	2:50.037	2:50.165	0.128
29	54	JAMISON	**1:53.558**	113	ELKINS	**56.900**	29	16	LANSDELL	2:50.196	2:50.196	0.000
30	23	BECKETT	**1:53.707**	16	LANSDELL	**56.938**	30	23	BECKETT	2:50.260	2:50.600	0.340
31	113	ELKINS	**1:55.405**	57	FORRER	**56.976**	31	113	ELKINS	2:52.305	2:52.641	0.336
32	21	MITCHELL	**6:46.030**									
33	84	BRANCO	**6:49.317**									
34												

Weather / Track : Drizzle / Wet

Snetterton 300
Circuit Length = 2.9689 miles
Start: 09:23 Flag 09:40 End: 09:42

Results can be found at www.tsl-timing.com

Printed - 09:45 Saturday, 07 October 2017

BMCRC - MRO Championships 2017 - Rnd 10 @ Snetterton 300

MRO Minitwins

RACE 2 - GRID (5 Laps)

ROW 12	1			1			34	21	Carl MITCHELL
ROW 11				33	84	Ricardo BRANCO	32	93	Jack WALLIS
							31	113	Sam ELKINS (2:52.641)
ROW 10	30	23	Claire BECKETT (2:50.600)	29	16	Geoff LANSDELL (2:50.196)	28	54	Adam JAMISON (2:50.165)
ROW 9				27	50	Paul ROBSON (2:50.028)	26	48	Shaun WALLIS (2:49.248)
							25	43	Robert DAVIE (2:48.367)
ROW 8	24	94	Daniel ROOTS (2:47.455)	23	57	Ludo FORRER (2:47.240)	22	199	Ben CATT (2:46.435)
ROW 7				21	25	Harrison DAY (2:46.103)	20	5	Barry MANTELL (2:44.262)
							19	81	Malvern MAY (2:44.112)
ROW 6	18	38	David TWYFORD (2:42.476)	17	71	Colin CLUNE (2:42.267)	16	147	Thomas WATSON (2:41.178)
ROW 5				15	90	Edward WATSON (2:41.159)	14	444	Mark WILLIAMS (2:40.266)
							13	101	Jon BARNES (2:40.215)
ROW 4	12	11	Andrew WELLS (2:39.325)	11	97	Jake PACKHAM (2:38.472)	10	118	James PLUMMER (2:37.212)
ROW 3				9	96	Dan HARRIS (2:36.062)	8	86	Paul WITHERINGTON (2:35.729)
							7	3	Keith POVAH (2:35.651)
ROW 2	6	155	Richard HARRIS (2:35.084)	5	661	Cameron HARRIS (2:34.790)	4	26	Glynn DAVIES (2:32.321)
ROW 1				3	69	Danny HUSKINSON (2:31.114)	2	17	Charlie DOWNES (2:30.613)
							1	142	Chris KENT (2:29.952)
									Pole

Snetterton 300
Circuit Length = 2.9689 miles

These results are provisional until the conclusion of any judicial and technical matters.

Clerk Of Course :		Timekeeper :

Results can be found at www.tsl-timing.com

Printed - 09:46 Saturday, 07 October 2017

BMCRC - MRO Championships 2017 - Rnd 10 @ Snetterton 300

MRO Minitwins

RACE 2 - CLASSIFICATION

POS	NO	NAME	ENTRY	LAPS	TIME	GAP	DIFF	MPH	BEST	ON
1	142	**Chris KENT**	Suzuki - More moto	**4**	8:44.324			81.53	**2:07.549**	3
2	3	**Keith POVAH**	Suzuki -	**4**	8:50.751	**6.427**	6.427	80.55	**2:10.425**	3
3	38	**David TWYFORD**	Suzuki -	**4**	8:50.863	**6.539**	0.112	80.53	**2:09.945**	2
4	118	**James PLUMMER**	Suzuki - Moremoto	**4**	8:51.679	**7.355**	0.816	80.40	**2:10.252**	2
5	444	**Mark WILLIAMS**	Suzuki - Universal Motorcycle Training	**4**	8:52.671	**8.347**	0.992	80.26	**2:10.058**	3
6	86	**Paul WITHERINGTON**	Suzuki - P&R plumbing	**4**	8:56.386	**12.062**	3.715	79.70	**2:10.864**	4
7	5	**Barry MANTELL**	Suzuki - Swedish car connection	**4**	8:56.505	**12.181**	0.119	79.68	**2:10.332**	4
8	17	**Charlie DOWNES**	Suzuki - Moremoto GKW Plumbtech	**4**	8:56.843	**12.519**	0.338	79.63	**2:09.376**	3
9	661	**Cameron HARRIS**	Suzuki - HARRIS PERFORMANCE	**4**	9:00.276	**15.952**	3.433	79.13	**2:12.571**	2
10	93	**Jack WALLIS**	Suzuki - Grumpdad and Watling Tyres	**4**	9:05.337	**21.013**	5.061	78.39	**2:12.937**	4
11	101	**Jon BARNES**	Suzuki - Holder Tree Services	**4**	9:08.653	**24.329**	3.316	77.92	**2:14.675**	4
12	199	**Ben CATT**	Suzuki -	**4**	9:09.418	**25.094**	0.765	77.81	**2:13.069**	4
13	11	**Andrew WELLS**	Suzuki -	**4**	9:25.208	**40.884**	15.790	75.63	**2:19.256**	4
14	147	**Thomas WATSON**	Suzuki - Motorsportdays.com TEA Time Racing	**4**	9:25.315	**40.991**	0.107	75.62	**2:15.850**	4
15	84	**Ricardo BRANCO**	Suzuki -	**4**	9:26.922	**42.598**	1.607	75.41	**2:17.249**	4
16	21	**Carl MITCHELL**	Suzuki - Beaute Agri AJL Garden Services	**4**	9:27.014	**42.690**	0.092	75.39	**2:18.429**	4
17	25	**Harrison DAY**	Suzuki -	**4**	9:34.269	**49.945**	7.255	74.44	**2:20.468**	4
18	113	**Sam ELKINS**	Suzuki - Me Old Man	**4**	9:36.182	**51.858**	1.913	74.19	**2:17.933**	4
19	43	**Robert DAVIE**	Suzuki -	**4**	9:41.978	**57.654**	5.796	73.46	**2:22.974**	4
20	50	**Paul ROBSON**	Suzuki -	**4**	9:42.131	**57.807**	0.153	73.44	**2:21.736**	4
21	23	**Claire BECKETT**	Suzuki - Cowpers Oak	**4**	9:42.986	**58.662**	0.855	73.33	**2:23.183**	2
22	16	**Geoff LANSDELL**	Suzuki - EPG Domestic	**4**	10:06.442	**1:22.118**	23.456	70.49	**2:26.865**	2
			NOT CLASSIFIED							
DNF	81	**Malvern MAY**	Suzuki -	**2**	4:39.561	**2 Laps**	2 Laps	76.46	**2:15.862**	2
DNF	97	**Jake PACKHAM**	Suzuki -	**1**	2:19.051	**3 Laps**	1 Lap	76.86		
DNF	155	**Richard HARRIS**	Suzuki - HP Racing	**1**	2:24.358	**3 Laps**	5.307	74.03		
DNF	26	**Glynn DAVIES**	Suzuki -	**0**						
DNF	90	**Edward WATSON**	Suzuki - TEA Time Racing	**0**						
			FASTEST LAP							
	142	**Chris KENT**	Suzuki - More moto	**3**	2:07.549		83.79 mph		134.85 kph	

90% of Race Speed = 73.37 mph

Snetterton 300
Circuit Length = 2.9689 miles
Start: 12:33 Flag 12:42 End: 12:43

Weather / Track : Cloudy / Drying
These results are provisional until the conclusion of any judicial and technical matters.

Clerk Of Course :		Timekeeper :

Results can be found at www.tsl-timing.com

Printed - 12:44 Saturday, 07 October 2017

BMCRC - MRO Championships 2017 - Rnd 10 @ Snetterton 300

MRO Minitwins

RACE 2 - LAP CHART

LAP 1 @ 12:35:55.237

NO	BEHIND	LAP TIME
17		2:16.472
142	0.489	2:16.961
3	2.452	2:18.924
97	2.579	2:19.051
118	2.682	2:19.154
444	3.479	2:19.951
38	3.715	2:20.187
661	3.787	2:20.259
5	4.444	2:20.916
86	5.375	2:21.847
81	7.227	2:23.699
101	7.602	2:24.074
199	7.712	2:24.184
93	7.777	2:24.249
155	7.886	2:24.358
11	9.398	2:25.870
84	11.702	2:28.174
21	11.815	2:28.287
147	13.654	2:30.126
25	13.687	2:30.159
43	15.234	2:31.706
23	16.325	2:32.797
113	16.647	2:33.119
50	16.712	2:33.184
16	26.344	2:42.816

LAP 2 @ 12:38:04.822

NO	BEHIND	LAP TIME
17		2:09.585
142	0.181	2:09.277
118	3.349	2:10.252
3	3.779	2:10.912
38	4.075	2:09.945
444	5.092	2:11.198
661	6.773	2:12.571
5	6.789	2:11.930
86	7.036	2:11.246
93	12.523	2:14.331
101	12.980	2:14.963
81	13.504	2:15.862
199	13.814	2:15.687
11	19.241	2:19.428
84	23.291	2:21.174
147	23.672	2:19.603
21	23.703	2:21.473
25	26.222	2:22.120
43	28.777	2:23.128
23	29.923	2:23.183
113	31.283	2:24.221
50	32.011	2:24.884
16	43.624	2:26.865

LAP 3 @ 12:40:12.552

NO	BEHIND	LAP TIME
142		2:07.549
17	1.646	2:09.376
3	6.474	2:10.425
38	6.549	2:10.204
118	6.819	2:11.200
444	7.420	2:10.058
86	11.735	2:12.429
5	12.386	2:13.327
661	12.466	2:13.423
93	18.613	2:13.820
101	20.191	2:14.941
199	22.562	2:16.478
11	32.165	2:20.654
21	34.798	2:18.825
147	35.678	2:19.736
84	35.886	2:20.325
25	40.014	2:21.522
113	44.462	2:20.909
43	45.217	2:24.170
23	45.950	2:23.757
50	46.608	2:22.327
16	1:04.963	2:29.069

LAP 4 @ 12:42:23.089

NO	BEHIND	LAP TIME
142		2:10.537
3	6.427	2:10.490
38	6.539	2:10.527
118	7.355	2:11.073
444	8.347	2:11.464
86	12.062	2:10.864
5	12.181	2:10.332
17	12.519	2:21.410
661	15.952	2:14.023
93	21.013	2:12.937
101	24.329	2:14.675
199	25.094	2:13.069
11	40.884	2:19.256
147	40.991	2:15.850
84	42.598	2:17.249
21	42.690	2:18.429
25	49.945	2:20.468
113	51.858	2:17.933
43	57.654	2:22.974
50	57.807	2:21.736
23	58.662	2:23.249
16	1:22.118	2:27.692

Weather / Track : Cloudy / Drying

Snetterton 300
Circuit Length = 2.9689 miles
Start: 12:33 Flag 12:42 End: 12:43

Results can be found at www.tsl-timing.com

Printed - 12:46 Saturday, 07 October 2017

BMCRC - MRO Championships 2017 - Rnd 10 @ Snetterton 300

MRO Minitwins

RACE 2 - SECTOR ANALYSIS

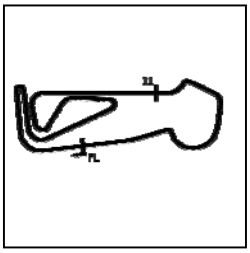

SECTOR 1 = FL to I1, SECTOR 2 = I1 to FL, DIFF = Difference To Personal Best Lap, P = Crossed Finish Line in Pit Lane, D = Time Disallowed

P1 142 Chris KENT Suzuki - More moto

IDEAL LAP TIME : 2:07.549 BEST LAP TIME : 2:07.549 DIFFERENCE : 0.000

LAP	SECTOR 1	SECTOR 2	LAP TIME	MPH	DIFF	TIME OF DAY
1 -		45.317	2:16.961	78.03	9.412	12:35:55.726
2 -	1:25.493	43.784	2:09.277 (2)	82.67	1.728	12:38:05.003
3 -	***1:24.998***	***42.551***	***2:07.549 (1)***	***83.79***		***12:40:12.552***
4 -	1:26.214	44.323	2:10.537 (3)	81.87	2.988	12:42:23.089

P2 3 Keith POVAH Suzuki -

IDEAL LAP TIME : 2:10.243 BEST LAP TIME : 2:10.425 DIFFERENCE : 0.182

LAP	SECTOR 1	SECTOR 2	LAP TIME	MPH	DIFF	TIME OF DAY
1 -		45.614	2:18.924	76.93	8.499	12:35:57.689
2 -	1:27.362	43.550	2:10.912 (3)	81.64	0.487	12:38:08.601
3 -	***1:26.748***	43.677	***2:10.425 (1)***	***81.94***		***12:40:19.026***
4 -	1:26.995	***43.495***	2:10.490 (2)	81.90	0.065	12:42:29.516

P3 38 David TWYFORD Suzuki -

IDEAL LAP TIME : 2:09.554 BEST LAP TIME : 2:09.945 DIFFERENCE : 0.391

LAP	SECTOR 1	SECTOR 2	LAP TIME	MPH	DIFF	TIME OF DAY
1 -		44.173	2:20.187	76.24	10.242	12:35:58.952
2 -	***1:26.058***	43.887	***2:09.945 (1)***	***82.25***		***12:38:08.897***
3 -	1:26.545	43.659	2:10.204 (2)	82.08	0.259	12:40:19.101
4 -	1:27.031	***43.496***	2:10.527 (3)	81.88	0.582	12:42:29.628

P4 118 James PLUMMER Suzuki - Moremoto

IDEAL LAP TIME : 2:10.252 BEST LAP TIME : 2:10.252 DIFFERENCE : 0.000

LAP	SECTOR 1	SECTOR 2	LAP TIME	MPH	DIFF	TIME OF DAY
1 -		45.022	2:19.154	76.80	8.902	12:35:57.919
2 -	***1:26.736***	***43.516***	***2:10.252 (1)***	***82.05***		***12:38:08.171***
3 -	1:27.398	43.802	2:11.200 (3)	81.46	0.948	12:40:19.371
4 -	1:26.998	44.075	2:11.073 (2)	81.54	0.821	12:42:30.444

P5 444 Mark WILLIAMS Suzuki - Universal Motorcycle Training

IDEAL LAP TIME : 2:10.022 BEST LAP TIME : 2:10.058 DIFFERENCE : 0.036

LAP	SECTOR 1	SECTOR 2	LAP TIME	MPH	DIFF	TIME OF DAY
1 -		45.094	2:19.951	76.36	9.893	12:35:58.716
2 -	1:27.465	***43.733***	2:11.198 (2)	81.46	1.140	12:38:09.914
3 -	***1:26.289***	43.769	***2:10.058 (1)***	***82.17***		***12:40:19.972***
4 -	1:26.638	44.826	2:11.464 (3)	81.30	1.406	12:42:31.436

P6 86 Paul WITHERINGTON Suzuki - P&R plumbing

IDEAL LAP TIME : 2:10.682 BEST LAP TIME : 2:10.864 DIFFERENCE : 0.182

LAP	SECTOR 1	SECTOR 2	LAP TIME	MPH	DIFF	TIME OF DAY
1 -		44.969	2:21.847	75.34	10.983	12:36:00.612
2 -	1:26.823	44.423	2:11.246 (2)	81.43	0.382	12:38:11.858
3 -	1:28.406	***44.023***	2:12.429 (3)	80.70	1.565	12:40:24.287
4 -	***1:26.659***	44.205	***2:10.864 (1)***	***81.67***		***12:42:35.151***

P7 5 Barry MANTELL Suzuki - Swedish car connection

IDEAL LAP TIME : 2:10.332 BEST LAP TIME : 2:10.332 DIFFERENCE : 0.000

LAP	SECTOR 1	SECTOR 2	LAP TIME	MPH	DIFF	TIME OF DAY
1 -		44.170	2:20.916	75.84	10.584	12:35:59.681
2 -	1:27.629	44.301	2:11.930 (2)	81.01	1.598	12:38:11.611
3 -	1:28.940	44.387	2:13.327 (3)	80.16	2.995	12:40:24.938
4 -	***1:26.847***	***43.485***	***2:10.332 (1)***	***82.00***		***12:42:35.270***

Weather / Track : Cloudy / Drying

Snetterton 300
Circuit Length = 2.9689 miles
Start: 12:33 Flag 12:42 End: 12:43

BMCRC - MRO Championships 2017 - Rnd 10 @ Snetterton 300

MRO Minitwins

RACE 2 - SECTOR ANALYSIS

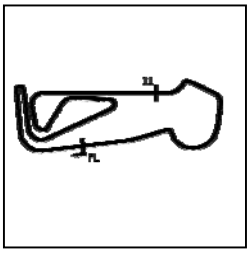

SECTOR 1 = FL to I1, SECTOR 2 = I1 to FL, DIFF = Difference To Personal Best Lap, P = Crossed Finish Line in Pit Lane, D = Time Disallowed

P8 17 Charlie DOWNES Suzuki - Moremoto GKW Plumbtech

IDEAL LAP TIME : 2:09.036 BEST LAP TIME : 2:09.376 DIFFERENCE : 0.340

LAP	SECTOR 1	SECTOR 2	LAP TIME	MPH	DIFF	TIME OF DAY
1 -		44.714	2:16.472	78.31	7.096	12:35:55.237
2 -	1:25.960	***43.625***	2:09.585 **(2)**	82.47	0.209	12:38:04.822
3 -	***1:25.411***	43.965	***2:09.376*** **(1)**	***82.61***		***12:40:14.198***
4 -	1:31.858	49.552	2:21.410 **(3)**	75.58	12.034	12:42:35.608

P9 661 Cameron HARRIS Suzuki - HARRIS PERFORMANCE

IDEAL LAP TIME : 2:12.504 BEST LAP TIME : 2:12.571 DIFFERENCE : 0.067

LAP	SECTOR 1	SECTOR 2	LAP TIME	MPH	DIFF	TIME OF DAY
1 -		***44.289***	2:20.259	76.20	7.688	12:35:59.024
2 -	***1:28.215***	44.356	***2:12.571*** **(1)**	***80.62***		***12:38:11.595***
3 -	1:28.547	44.876	2:13.423 **(2)**	80.10	0.852	12:40:25.018
4 -	1:28.664	45.359	2:14.023 **(3)**	79.74	1.452	12:42:39.041

P10 93 Jack WALLIS Suzuki - Grumpdad and Watling Tyres

IDEAL LAP TIME : 2:12.937 BEST LAP TIME : 2:12.937 DIFFERENCE : 0.000

LAP	SECTOR 1	SECTOR 2	LAP TIME	MPH	DIFF	TIME OF DAY
1 -		45.449	2:24.249	74.09	11.312	12:36:03.014
2 -	1:29.532	44.799	2:14.331 **(3)**	79.56	1.394	12:38:17.345
3 -	1:28.827	44.993	2:13.820 **(2)**	79.86	0.883	12:40:31.165
4 -	***1:28.251***	***44.686***	***2:12.937*** **(1)**	***80.39***		***12:42:44.102***

P11 101 Jon BARNES Suzuki - Holder Tree Services

IDEAL LAP TIME : 2:14.389 BEST LAP TIME : 2:14.675 DIFFERENCE : 0.286

LAP	SECTOR 1	SECTOR 2	LAP TIME	MPH	DIFF	TIME OF DAY
1 -		46.048	2:24.074	74.18	9.399	12:36:02.839
2 -	1:29.977	***44.986***	2:14.963 **(3)**	79.19	0.288	12:38:17.802
3 -	***1:29.403***	45.538	2:14.941 **(2)**	79.20	0.266	12:40:32.743
4 -	1:29.443	45.232	***2:14.675*** **(1)**	***79.36***		***12:42:47.418***

P12 199 Ben CATT Suzuki -

IDEAL LAP TIME : 2:13.069 BEST LAP TIME : 2:13.069 DIFFERENCE : 0.000

LAP	SECTOR 1	SECTOR 2	LAP TIME	MPH	DIFF	TIME OF DAY
1 -		45.588	2:24.184	74.12	11.115	12:36:02.949
2 -	1:30.506	45.181	2:15.687 **(2)**	78.77	2.618	12:38:18.636
3 -	1:31.490	44.988	2:16.478 **(3)**	78.31	3.409	12:40:35.114
4 -	***1:28.736***	***44.333***	***2:13.069*** **(1)**	***80.31***		***12:42:48.183***

P13 11 Andrew WELLS Suzuki -

IDEAL LAP TIME : 2:18.927 BEST LAP TIME : 2:19.256 DIFFERENCE : 0.329

LAP	SECTOR 1	SECTOR 2	LAP TIME	MPH	DIFF	TIME OF DAY
1 -		47.056	2:25.870	73.27	6.614	12:36:04.635
2 -	***1:32.452***	46.976	2:19.428 **(2)**	76.65	0.172	12:38:24.063
3 -	1:33.330	47.324	2:20.654 **(3)**	75.98	1.398	12:40:44.717
4 -	1:32.781	***46.475***	***2:19.256*** **(1)**	***76.75***		***12:43:03.973***

P14 147 Thomas WATSON Suzuki - Motorsportdays.com TEA Time Racing

IDEAL LAP TIME : 2:15.850 BEST LAP TIME : 2:15.850 DIFFERENCE : 0.000

LAP	SECTOR 1	SECTOR 2	LAP TIME	MPH	DIFF	TIME OF DAY
1 -		47.653	2:30.126	71.19	14.276	12:36:08.891
2 -	1:33.068	46.535	2:19.603 **(2)**	76.56	3.753	12:38:28.494
3 -	1:33.256	46.480	2:19.736 **(3)**	76.48	3.886	12:40:48.230
4 -	***1:30.119***	***45.731***	***2:15.850*** **(1)**	***78.67***		***12:43:04.080***

Weather / Track : Cloudy / Drying

Snetterton 300
Circuit Length = 2.9689 miles
Start: 12:33 Flag 12:42 End: 12:43

BMCRC - MRO Championships 2017 - Rnd 10 @ Snetterton 300

MRO Minitwins

RACE 2 - SECTOR ANALYSIS

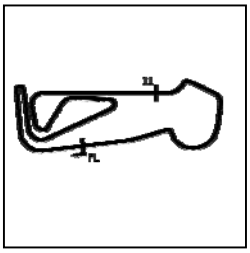

SECTOR 1 = FL to I1, SECTOR 2 = I1 to FL, DIFF = Difference To Personal Best Lap, P = Crossed Finish Line in Pit Lane, D = Time Disallowed

P15 84 Ricardo BRANCO Suzuki -

IDEAL LAP TIME : 2:17.249 BEST LAP TIME : 2:17.249 DIFFERENCE : 0.000

LAP	SECTOR 1	SECTOR 2	LAP TIME	MPH	DIFF	TIME OF DAY
1 -		47.377	2:28.174	72.13	10.925	12:36:06.939
2 -	1:33.568	47.606	2:21.174 (3)	75.70	3.925	12:38:28.113
3 -	1:33.132	47.193	2:20.325 (2)	76.16	3.076	12:40:48.438
4 -	***1:30.931***	***46.318***	***2:17.249 (1)***	***77.87***		***12:43:05.687***

P16 21 Carl MITCHELL Suzuki - Beaute Agri AJL Garden Services

IDEAL LAP TIME : 2:17.462 BEST LAP TIME : 2:18.429 DIFFERENCE : 0.967

LAP	SECTOR 1	SECTOR 2	LAP TIME	MPH	DIFF	TIME OF DAY
1 -		46.761	2:28.287	72.07	9.858	12:36:07.052
2 -	1:36.326	***45.147***	2:21.473 (3)	75.54	3.044	12:38:28.525
3 -	***1:32.315***	46.510	2:18.825 (2)	76.98	0.396	12:40:47.350
4 -	1:32.402	46.027	***2:18.429 (1)***	***77.20***		***12:43:05.779***

P17 25 Harrison DAY Suzuki -

IDEAL LAP TIME : 2:20.468 BEST LAP TIME : 2:20.468 DIFFERENCE : 0.000

LAP	SECTOR 1	SECTOR 2	LAP TIME	MPH	DIFF	TIME OF DAY
1 -		47.524	2:30.159	71.17	9.691	12:36:08.924
2 -	1:35.174	46.946	2:22.120 (3)	75.20	1.652	12:38:31.044
3 -	1:33.990	47.532	2:21.522 (2)	75.52	1.054	12:40:52.566
4 -	***1:33.586***	***46.882***	***2:20.468 (1)***	***76.08***		***12:43:13.034***

P18 113 Sam ELKINS Suzuki - Me Old Man

IDEAL LAP TIME : 2:17.933 BEST LAP TIME : 2:17.933 DIFFERENCE : 0.000

LAP	SECTOR 1	SECTOR 2	LAP TIME	MPH	DIFF	TIME OF DAY
1 -		49.229	2:33.119	69.80	15.186	12:36:11.884
2 -	1:36.741	47.480	2:24.221 (3)	74.10	6.288	12:38:36.105
3 -	1:33.886	47.023	2:20.909 (2)	75.85	2.976	12:40:57.014
4 -	***1:31.163***	***46.770***	***2:17.933 (1)***	***77.48***		***12:43:14.947***

P19 43 Robert DAVIE Suzuki -

IDEAL LAP TIME : 2:22.958 BEST LAP TIME : 2:22.974 DIFFERENCE : 0.016

LAP	SECTOR 1	SECTOR 2	LAP TIME	MPH	DIFF	TIME OF DAY
1 -		48.699	2:31.706	70.45	8.732	12:36:10.471
2 -	1:35.051	***48.077***	2:23.128 (2)	74.67	0.154	12:38:33.599
3 -	1:35.522	48.648	2:24.170 (3)	74.13	1.196	12:40:57.769
4 -	***1:34.881***	48.093	***2:22.974 (1)***	***74.75***		***12:43:20.743***

P20 50 Paul ROBSON Suzuki -

IDEAL LAP TIME : 2:21.736 BEST LAP TIME : 2:21.736 DIFFERENCE : 0.000

LAP	SECTOR 1	SECTOR 2	LAP TIME	MPH	DIFF	TIME OF DAY
1 -		48.609	2:33.184	69.77	11.448	12:36:11.949
2 -	1:37.148	47.736	2:24.884 (3)	73.76	3.148	12:38:36.833
3 -	1:34.161	48.166	2:22.327 (2)	75.09	0.591	12:40:59.160
4 -	***1:34.102***	***47.634***	***2:21.736 (1)***	***75.40***		***12:43:20.896***

P21 23 Claire BECKETT Suzuki - Cowpers Oak

IDEAL LAP TIME : 2:22.238 BEST LAP TIME : 2:23.183 DIFFERENCE : 0.945

LAP	SECTOR 1	SECTOR 2	LAP TIME	MPH	DIFF	TIME OF DAY
1 -		48.847	2:32.797	69.94	9.614	12:36:11.562
2 -	1:35.265	***47.918***	***2:23.183 (1)***	***74.64***		***12:38:34.745***
3 -	1:35.607	48.150	2:23.757 (3)	74.34	0.574	12:40:58.502
4 -	***1:34.320***	48.929	2:23.249 (2)	74.61	0.066	12:43:21.751

Weather / Track : Cloudy / Drying

Snetterton 300
Circuit Length = 2.9689 miles
Start: 12:33 Flag 12:42 End: 12:43

BMCRC - MRO Championships 2017 - Rnd 10 @ Snetterton 300

MRO Minitwins

RACE 2 - SECTOR ANALYSIS

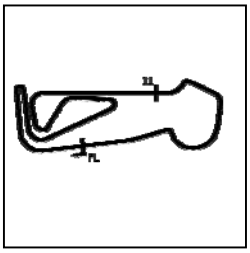

SECTOR 1 = FL to I1, SECTOR 2 = I1 to FL, DIFF = Difference To Personal Best Lap, P = Crossed Finish Line in Pit Lane, D = Time Disallowed

P22 16 Geoff LANSDELL Suzuki - EPG Domestic

IDEAL LAP TIME : 2:26.713 BEST LAP TIME : 2:26.865 DIFFERENCE : 0.152

LAP	SECTOR 1	SECTOR 2	LAP TIME	MPH	DIFF	TIME OF DAY
1 -		55.565	2:42.816	65.64	15.951	12:36:21.581
2 -	***1:37.384***	49.481	***2:26.865*** **(1)**	***72.77***		***12:38:48.446***
3 -	1:39.552	49.517	2:29.069 **(3)**	71.69	2.204	12:41:17.515
4 -	1:38.363	***49.329***	2:27.692 **(2)**	72.36	0.827	12:43:45.207

P23 81 Malvern MAY Suzuki -

IDEAL LAP TIME : 2:15.862 BEST LAP TIME : 2:15.862 DIFFERENCE : 0.000

LAP	SECTOR 1	SECTOR 2	LAP TIME	MPH	DIFF	TIME OF DAY
1 -		45.953	2:23.699	74.37	7.837	12:36:02.464
2 -	***1:30.632***	***45.230***	***2:15.862*** **(1)**	***78.66***		***12:38:18.326***

P24 97 Jake PACKHAM Suzuki -

IDEAL LAP TIME : BEST LAP TIME : DIFFERENCE :

LAP	SECTOR 1	SECTOR 2	LAP TIME	MPH	DIFF	TIME OF DAY
1 -		***45.667***	2:19.051	76.86		12:35:57.816

P25 155 Richard HARRIS Suzuki - HP Racing

IDEAL LAP TIME : 2:32.805 BEST LAP TIME : DIFFERENCE :

LAP	SECTOR 1	SECTOR 2	LAP TIME	MPH	DIFF	TIME OF DAY
1 -		***47.689***	2:24.358	74.03		12:36:03.123

Weather / Track : Cloudy / Drying

Snetterton 300
Circuit Length = 2.9689 miles
Start: 12:33 Flag 12:42 End: 12:43

BMCRC - MRO Championships 2017 - Rnd 10 @ Snetterton 300

MRO Minitwins

RACE 2 - BEST SECTORS

SECTOR 1				SECTOR 2			IDEAL / BEST COMPARISON					
POS	NO	NAME	TIME	NO	NAME	TIME	POS	NO	NAME	IDEAL	BEST	DIFF
									PERFECT LAP	2:07.549		
1	142	KENT	**1:24.998**	142	KENT	**42.551**	1	142	KENT	2:07.549	2:07.549	0.000
2	17	DOWNES	**1:25.411**	5	MANTELL	**43.485**	2	17	DOWNES	2:09.036	2:09.376	0.340
3	38	TWYFORD	**1:26.058**	3	POVAH	**43.495**	3	38	TWYFORD	2:09.554	2:09.945	0.391
4	444	WILLIAMS	**1:26.289**	38	TWYFORD	**43.496**	4	444	WILLIAMS	2:10.022	2:10.058	0.036
5	86	WITHERINGTON	**1:26.659**	118	PLUMMER	**43.516**	5	3	POVAH	2:10.243	2:10.425	0.182
6	118	PLUMMER	**1:26.736**	17	DOWNES	**43.625**	6	118	PLUMMER	2:10.252	2:10.252	0.000
7	3	POVAH	**1:26.748**	444	WILLIAMS	**43.733**	7	5	MANTELL	2:10.332	2:10.332	0.000
8	5	MANTELL	**1:26.847**	86	WITHERINGTON	**44.023**	8	86	WITHERINGTON	2:10.682	2:10.864	0.182
9	661	HARRIS	**1:28.215**	661	HARRIS	**44.289**	9	661	HARRIS	2:12.504	2:12.571	0.067
10	93	WALLIS	**1:28.251**	199	CATT	**44.333**	10	93	WALLIS	2:12.937	2:12.937	0.000
11	199	CATT	**1:28.736**	93	WALLIS	**44.686**	11	199	CATT	2:13.069	2:13.069	0.000
12	101	BARNES	**1:29.403**	101	BARNES	**44.986**	12	101	BARNES	2:14.389	2:14.675	0.286
13	147	WATSON	**1:30.119**	21	MITCHELL	**45.147**	13	147	WATSON	2:15.850	2:15.850	0.000
14	81	MAY	**1:30.632**	81	MAY	**45.230**	14	81	MAY	2:15.862	2:15.862	0.000
15	84	BRANCO	**1:30.931**	97	PACKHAM	**45.667**	15	84	BRANCO	2:17.249	2:17.249	0.000
16	113	ELKINS	**1:31.163**	147	WATSON	**45.731**	16	21	MITCHELL	2:17.462	2:18.429	0.967
17	21	MITCHELL	**1:32.315**	84	BRANCO	**46.318**	17	113	ELKINS	2:17.933	2:17.933	0.000
18	11	WELLS	**1:32.452**	11	WELLS	**46.475**	18	11	WELLS	2:18.927	2:19.256	0.329
19	25	DAY	**1:33.586**	113	ELKINS	**46.770**	19	25	DAY	2:20.468	2:20.468	0.000
20	50	ROBSON	**1:34.102**	25	DAY	**46.882**	20	50	ROBSON	2:21.736	2:21.736	0.000
21	23	BECKETT	**1:34.320**	50	ROBSON	**47.634**	21	23	BECKETT	2:22.238	2:23.183	0.945
22	43	DAVIE	**1:34.881**	155	HARRIS	**47.689**	22	43	DAVIE	2:22.958	2:22.974	0.016
23	16	LANSDELL	**1:37.384**	23	BECKETT	**47.918**	23	16	LANSDELL	2:26.713	2:26.865	0.152
24	155	HARRIS	**1:45.116**	43	DAVIE	**48.077**	24	155	HARRIS	2:32.805		
25				16	LANSDELL	**49.329**	25	97	PACKHAM			
26												
27												

Weather / Track : Cloudy / Drying

Snetterton 300
Circuit Length = 2.9689 miles
Start: 12:33 Flag 12:42 End: 12:43

Results can be found at www.tsl-timing.com

Printed - 12:46 Saturday, 07 October 2017

BMCRC - MRO Championships 2017 - Rnd 10 @ Snetterton 300

MRO Minitwins

RACE 11 - GRID (5 Laps)

ROW 12	1	1	34 54 Adam JAMISON
ROW 11	33 48 Shaun WALLIS	32 94 Daniel ROOTS	31 57 Ludo FORRER
ROW 10	30 71 Colin CLUNE	29 96 Dan HARRIS	28 69 Danny HUSKINSON
ROW 9	27 90 Edward WATSON	26 26 Glynn DAVIES	25 155 Richard HARRIS
ROW 8	24 97 Jake PACKHAM	23 16 Geoff LANSDELL 2:26.865	22 23 Claire BECKETT 2:23.183
ROW 7	21 43 Robert DAVIE 2:22.974	20 50 Paul ROBSON 2:21.736	19 25 Harrison DAY 2:20.468
ROW 6	18 11 Andrew WELLS 2:19.256	17 21 Carl MITCHELL 2:18.429	16 113 Sam ELKINS 2:17.933
ROW 5	15 84 Ricardo BRANCO 2:17.249	14 81 Malvern MAY 2:15.862	13 147 Thomas WATSON 2:15.850
ROW 4	12 101 Jon BARNES 2:14.675	11 199 Ben CATT 2:13.069	10 93 Jack WALLIS 2:12.937
ROW 3	9 661 Cameron HARRIS 2:12.571	8 86 Paul WITHERINGTON 2:10.864	7 3 Keith POVAH 2:10.425
ROW 2	6 5 Barry MANTELL 2:10.332	5 118 James PLUMMER 2:10.252	4 444 Mark WILLIAMS 2:10.058
ROW 1	3 38 David TWYFORD 2:09.945	2 17 Charlie DOWNES 2:09.376	1 142 Chris KENT 2:07.549

Pole

Snetterton 300
Circuit Length = 2.9689 miles

These results are provisional until the conclusion of any judicial and technical matters.

Clerk Of Course :		Timekeeper :

Results can be found at www.tsl-timing.com

Printed - 12:49 Saturday, 07 October 2017

BMCRC - MRO Championships 2017 - Rnd 10 @ Snetterton 300

MRO Minitwins

RACE 11 - CLASSIFICATION

POS	NO	NAME	ENTRY	LAPS	TIME	GAP	DIFF	MPH	BEST	ON
1	86	**Paul WITHERINGTON**	Suzuki - P&R plumbing	**5**	12:27.073			71.53	**2:27.891**	4
2	142	**Chris KENT**	Suzuki - More moto	**5**	12:27.332	**0.259**	0.259	71.50	**2:27.393**	5
3	118	**James PLUMMER**	Suzuki - Moremoto	**5**	12:28.468	**1.395**	1.136	71.39	**2:23.969**	5
4	69	**Danny HUSKINSON**	Suzuki - art of racing	**5**	12:31.028	**3.955**	2.560	71.15	**2:25.988**	5
5	93	**Jack WALLIS**	Suzuki - Grumpdad and Watling Tyres	**5**	12:32.872	**5.799**	1.844	70.98	**2:27.490**	5
6	661	**Cameron HARRIS**	Suzuki - HARRIS PERFORMANCE	**5**	12:37.942	**10.869**	5.070	70.50	**2:27.917**	4
7	21	**Carl MITCHELL**	Suzuki - Beaute Agri AJL Garden Services	**5**	12:40.375	**13.302**	2.433	70.28	**2:28.272**	5
8	155	**Richard HARRIS**	Suzuki - HP Racing	**5**	12:41.523	**14.450**	1.148	70.17	**2:29.162**	3
9	444	**Mark WILLIAMS**	Suzuki - Universal Motorcycle Training	**5**	12:45.732	**18.659**	4.209	69.78	**2:31.432**	3
10	3	**Keith POVAH**	Suzuki -	**5**	13:08.782	**41.709**	23.050	67.75	**2:31.307**	2
11	25	**Harrison DAY**	Suzuki -	**5**	13:12.958	**45.885**	4.176	67.39	**2:33.840**	5
12	5	**Barry MANTELL**	Suzuki - Swedish car connection	**5**	13:13.400	**46.327**	0.442	67.35	**2:36.788**	5
13	113	**Sam ELKINS**	Suzuki - Me Old Man	**5**	13:26.592	**59.519**	13.192	66.25	**2:38.905**	5
14	81	**Malvern MAY**	Suzuki -	**5**	13:27.130	**1:00.057**	0.538	66.21	**2:37.035**	2
15	50	**Paul ROBSON**	Suzuki -	**5**	13:27.554	**1:00.481**	0.424	66.17	**2:38.121**	2
16	199	**Ben CATT**	Suzuki -	**5**	13:29.130	**1:02.057**	1.576	66.04	**2:38.130**	5
17	16	**Geoff LANSDELL**	Suzuki - EPG Domestic	**5**	13:32.716	**1:05.643**	3.586	65.75	**2:38.496**	4
18	43	**Robert DAVIE**	Suzuki -	**5**	13:38.336	**1:11.263**	5.620	65.30	**2:40.172**	5
19	71	**Colin CLUNE**	Suzuki -	**5**	13:45.251	**1:18.178**	6.915	64.75	**2:41.731**	2
20	48	**Shaun WALLIS**	Suzuki - Watling Tyres	**5**	13:57.840	**1:30.767**	12.589	63.78	**2:42.895**	5
21	57	**Ludo FORRER**	Suzuki -	**5**	14:02.091	**1:35.018**	4.251	63.46	**2:44.375**	2
			NOT CLASSIFIED							
DNF	147	**Thomas WATSON**	Suzuki - Motorsportdays.com TEA Time Racing	**3**	7:41.093	**2 Laps**	2 Laps	69.53	**2:28.939**	3
DNF	17	**Charlie DOWNES**	Suzuki - Moremoto GKW Plumbtech	**2**	4:57.201	**3 Laps**	1 Lap	71.92	**2:25.158**	2
DNF	84	**Ricardo BRANCO**	Suzuki -	**2**	5:13.538	**3 Laps**	16.337	68.17	**2:31.155**	2
DNF	97	**Jake PACKHAM**	Suzuki -	**1**	2:41.433	**4 Laps**	1 Lap	66.20		
DNF	11	**Andrew WELLS**	Suzuki -	**1**	2:43.636	**4 Laps**	2.203	65.31		
			FASTEST LAP							
	118	**James PLUMMER**	Suzuki - Moremoto	**5**	2:23.969		74.23 mph		119.47 kph	

90% of Race Speed = 64.37 mph

Snetterton 300
Circuit Length = 2.9689 miles
Start: 17:07 Flag 17:20 End: 17:21

Weather / Track : Rain / Wet

These results are provisional until the conclusion of any judicial and technical matters.

Clerk Of Course :		Timekeeper :

Results can be found at www.tsl-timing.com

Printed - 17:22 Saturday, 07 October 2017

BMCRC - MRO Championships 2017 - Rnd 10 @ Snetterton 300

MRO Minitwins

RACE 11 - LAP CHART

LAP 1 @ 17:10:19.849

NO	BEHIND	LAP TIME
17		2:32.043
142	0.092	2:32.135
86	1.935	2:33.978
444	4.984	2:37.027
118	5.222	2:37.265
93	5.765	2:37.808
69	7.054	2:39.097
661	7.419	2:39.462
147	8.176	2:40.219
155	9.239	2:41.282
5	9.309	2:41.352
97	9.390	2:41.433
3	9.877	2:41.920
21	10.283	2:42.326
84	10.340	2:42.383
11	11.593	2:43.636
81	12.242	2:44.285
113	13.050	2:45.093
25	14.888	2:46.931
50	16.155	2:48.198
199	16.444	2:48.487
71	19.324	2:51.367
43	20.409	2:52.452
57	20.680	2:52.723
16	20.880	2:52.923
48	22.782	2:54.825

LAP 2 @ 17:12:45.007

NO	BEHIND	LAP TIME
17		2:25.158
142	5.129	2:30.195
86	5.679	2:28.902
93	10.464	2:29.857
69	10.615	2:28.719
118	10.676	2:30.612
444	11.592	2:31.766
661	11.722	2:29.461
155	14.789	2:30.708
147	14.953	2:31.935
21	15.796	2:30.671
3	16.026	2:31.307
84	16.337	2:31.155
5	21.251	2:37.100
81	24.119	2:37.035
113	28.120	2:40.228
25	28.257	2:38.527
50	29.118	2:38.121
199	32.682	2:41.396
71	35.897	2:41.731
16	37.326	2:41.604
43	38.285	2:43.034
57	39.897	2:44.375
48	41.920	2:44.296

LAP 3 @ 17:15:18.826

NO	BEHIND	LAP TIME
142		2:28.690
86	0.172	2:28.312
69	5.105	2:28.309
93	5.685	2:29.040
118	5.760	2:28.903
661	7.483	2:29.580
444	9.205	2:31.432
147	10.073	2:28.939
155	10.132	2:29.162
21	10.692	2:28.715
3	16.109	2:33.902
5	26.246	2:38.814
81	31.827	2:41.527
25	31.910	2:37.472
50	35.111	2:39.812
113	36.172	2:41.871
199	40.257	2:41.394
16	44.485	2:40.978
43	46.739	2:42.273
71	47.957	2:45.879
57	54.813	2:48.735
48	55.308	2:47.207

LAP 4 @ 17:17:46.889

NO	BEHIND	LAP TIME
86		2:27.891
142	0.856	2:28.919
118	5.416	2:27.719
69	5.957	2:28.915
93	6.299	2:28.677
661	7.337	2:27.917
155	12.978	2:30.909
21	13.020	2:30.391
444	13.914	2:32.772
3	27.045	2:38.999
5	37.529	2:39.346
25	40.035	2:36.188
81	43.835	2:40.071
50	46.576	2:39.528
113	48.604	2:40.495
199	51.917	2:39.723
16	54.918	2:38.496
43	59.081	2:40.405
71	1:03.313	2:43.419
57	1:15.725	2:48.975
48	1:15.862	2:48.617

LAP 5 @ 17:20:14.879

NO	BEHIND	LAP TIME
86		2:27.990
142	0.259	2:27.393
118	1.395	2:23.969
69	3.955	2:25.988
93	5.799	2:27.490
661	10.869	2:31.522
21	13.302	2:28.272
155	14.450	2:29.462
444	18.659	2:32.735
3	41.709	2:42.654
25	45.885	2:33.840
5	46.327	2:36.788
113	59.519	2:38.905
81	1:00.057	2:44.212
50	1:00.481	2:41.895
199	1:02.057	2:38.130
16	1:05.643	2:38.715
43	1:11.263	2:40.172
71	1:18.178	2:42.855
48	1:30.767	2:42.895
57	1:35.018	2:47.283

Weather / Track : Rain / Wet

Snetterton 300
Circuit Length = 2.9689 miles
Start: 17:07 Flag 17:20 End: 17:21

Results can be found at www.tsl-timing.com

Printed - 17:23 Saturday, 07 October 2017

BMCRC - MRO Championships 2017 - Rnd 10 @ Snetterton 300

MRO Minitwins

RACE 11 - SECTOR ANALYSIS

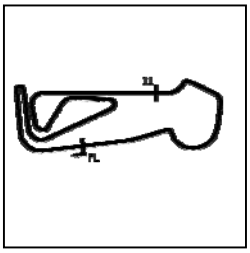

SECTOR 1 = FL to I1, SECTOR 2 = I1 to FL, DIFF = Difference To Personal Best Lap, P = Crossed Finish Line in Pit Lane, D = Time Disallowed

P1 86 Paul WITHERINGTON Suzuki - P&R plumbing

IDEAL LAP TIME : 2:27.412 BEST LAP TIME : 2:27.891 DIFFERENCE : 0.479

LAP	SECTOR 1	SECTOR 2	LAP TIME	MPH	DIFF	TIME OF DAY
1 -		49.278	2:33.978	69.41	6.087	17:10:21.784
2 -	1:39.202	49.700	2:28.902	71.77	1.011	17:12:50.686
3 -	1:38.787	49.525	2:28.312 **(3)**	72.06	0.421	17:15:18.998
4 -	***1:38.465***	49.426	***2:27.891*** **(1)**	***72.26***		***17:17:46.889***
5 -	1:39.043	***48.947***	2:27.990 **(2)**	72.22	0.099	17:20:14.879

P2 142 Chris KENT Suzuki - More moto

IDEAL LAP TIME : 2:24.886 BEST LAP TIME : 2:27.393 DIFFERENCE : 2.507

LAP	SECTOR 1	SECTOR 2	LAP TIME	MPH	DIFF	TIME OF DAY
1 -		49.542	2:32.135	70.25	4.742	17:10:19.941
2 -	***1:35.915***	54.280	2:30.195	71.16	2.802	17:12:50.136
3 -	1:38.028	50.662	2:28.690 **(2)**	71.88	1.297	17:15:18.826
4 -	1:39.140	49.779	2:28.919 **(3)**	71.77	1.526	17:17:47.745
5 -	1:38.422	***48.971***	***2:27.393*** **(1)**	***72.51***		***17:20:15.138***

P3 118 James PLUMMER Suzuki - Moremoto

IDEAL LAP TIME : 2:23.969 BEST LAP TIME : 2:23.969 DIFFERENCE : 0.000

LAP	SECTOR 1	SECTOR 2	LAP TIME	MPH	DIFF	TIME OF DAY
1 -		49.980	2:37.265	67.96	13.296	17:10:25.071
2 -	1:40.599	50.013	2:30.612	70.96	6.643	17:12:55.683
3 -	1:39.552	49.351	2:28.903 **(3)**	71.77	4.934	17:15:24.586
4 -	1:38.108	49.611	2:27.719 **(2)**	72.35	3.750	17:17:52.305
5 -	***1:35.862***	***48.107***	***2:23.969*** **(1)**	***74.23***		***17:20:16.274***

P4 69 Danny HUSKINSON Suzuki - art of racing

IDEAL LAP TIME : 2:25.988 BEST LAP TIME : 2:25.988 DIFFERENCE : 0.000

LAP	SECTOR 1	SECTOR 2	LAP TIME	MPH	DIFF	TIME OF DAY
1 -		50.014	2:39.097	67.17	13.109	17:10:26.903
2 -	1:39.150	49.569	2:28.719 **(3)**	71.86	2.731	17:12:55.622
3 -	1:39.035	49.274	2:28.309 **(2)**	72.06	2.321	17:15:23.931
4 -	1:39.143	49.772	2:28.915	71.77	2.927	17:17:52.846
5 -	***1:36.934***	***49.054***	***2:25.988*** **(1)**	***73.21***		***17:20:18.834***

P5 93 Jack WALLIS Suzuki - Grumpdad and Watling Tyres

IDEAL LAP TIME : 2:27.226 BEST LAP TIME : 2:27.490 DIFFERENCE : 0.264

LAP	SECTOR 1	SECTOR 2	LAP TIME	MPH	DIFF	TIME OF DAY
1 -		50.147	2:37.808	67.72	10.318	17:10:25.614
2 -	1:39.724	50.133	2:29.857	71.32	2.367	17:12:55.471
3 -	1:39.682	***49.358***	2:29.040 **(3)**	71.71	1.550	17:15:24.511
4 -	1:38.781	49.896	2:28.677 **(2)**	71.88	1.187	17:17:53.188
5 -	***1:37.868***	49.622	***2:27.490*** **(1)**	***72.46***		***17:20:20.678***

P6 661 Cameron HARRIS Suzuki - HARRIS PERFORMANCE

IDEAL LAP TIME : 2:27.539 BEST LAP TIME : 2:27.917 DIFFERENCE : 0.378

LAP	SECTOR 1	SECTOR 2	LAP TIME	MPH	DIFF	TIME OF DAY
1 -		50.662	2:39.462	67.02	11.545	17:10:27.268
2 -	1:39.473	49.988	2:29.461 **(2)**	71.51	1.544	17:12:56.729
3 -	1:39.686	***49.894***	2:29.580 **(3)**	71.45	1.663	17:15:26.309
4 -	***1:37.645***	50.272	***2:27.917*** **(1)**	***72.25***		***17:17:54.226***
5 -	1:39.761	51.761	2:31.522	70.53	3.605	17:20:25.748

P7 21 Carl MITCHELL Suzuki - Beaute Agri AJL Garden Services

IDEAL LAP TIME : 2:27.725 BEST LAP TIME : 2:28.272 DIFFERENCE : 0.547

LAP	SECTOR 1	SECTOR 2	LAP TIME	MPH	DIFF	TIME OF DAY

Weather / Track : Rain / Wet

Snetterton 300
Circuit Length = 2.9689 miles
Start: 17:07 Flag 17:20 End: 17:21

BMCRC - MRO Championships 2017 - Rnd 10 @ Snetterton 300

MRO Minitwins

RACE 11 - SECTOR ANALYSIS

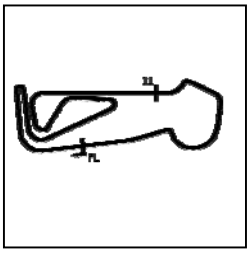

SECTOR 1 = FL to I1, SECTOR 2 = I1 to FL, DIFF = Difference To Personal Best Lap, P = Crossed Finish Line in Pit Lane, D = Time Disallowed

1 -		51.643	2:42.326		65.84	14.054	17:10:30.132
2 -	1:40.211	50.460	2:30.671		70.93	2.399	17:13:00.803
3 -	1:39.439	***49.276***	2:28.715	**(2)**	71.86	0.443	17:15:29.518
4 -	1:39.926	50.465	2:30.391	**(3)**	71.06	2.119	17:17:59.909
5 -	***1:38.449***	49.823	***2:28.272***	**(1)**	***72.08***		***17:20:28.181***

P8 155 Richard HARRIS — Suzuki - HP Racing

IDEAL LAP TIME : 2:29.162 BEST LAP TIME : 2:29.162 DIFFERENCE : 0.000

LAP	SECTOR 1	SECTOR 2	LAP TIME		MPH	DIFF	TIME OF DAY
1 -		51.085	2:41.282		66.26	12.120	17:10:29.088
2 -	1:39.363	51.345	2:30.708	**(3)**	70.91	1.546	17:12:59.796
3 -	***1:38.970***	***50.192***	***2:29.162***	**(1)**	***71.65***		***17:15:28.958***
4 -	1:39.902	51.007	2:30.909		70.82	1.747	17:17:59.867
5 -	1:39.119	50.343	2:29.462	**(2)**	71.51	0.300	17:20:29.329

P9 444 Mark WILLIAMS — Suzuki - Universal Motorcycle Training

IDEAL LAP TIME : 2:30.747 BEST LAP TIME : 2:31.432 DIFFERENCE : 0.685

LAP	SECTOR 1	SECTOR 2	LAP TIME		MPH	DIFF	TIME OF DAY
1 -		***50.371***	2:37.027		68.06	5.595	17:10:24.833
2 -	1:40.904	50.862	2:31.766	**(2)**	70.42	0.334	17:12:56.599
3 -	***1:40.376***	51.056	***2:31.432***	**(1)**	***70.58***		***17:15:28.031***
4 -	1:41.034	51.738	2:32.772		69.96	1.340	17:18:00.803
5 -	1:41.210	51.525	2:32.735	**(3)**	69.97	1.303	17:20:33.538

P10 3 Keith POVAH — Suzuki -

IDEAL LAP TIME : 2:31.307 BEST LAP TIME : 2:31.307 DIFFERENCE : 0.000

LAP	SECTOR 1	SECTOR 2	LAP TIME		MPH	DIFF	TIME OF DAY
1 -		51.385	2:41.920		66.00	10.613	17:10:29.726
2 -	***1:40.894***	***50.413***	***2:31.307***	**(1)**	***70.63***		***17:13:01.033***
3 -	1:41.187	52.715	2:33.902	**(2)**	69.44	2.595	17:15:34.935
4 -	1:45.435	53.564	2:38.999	**(3)**	67.22	7.692	17:18:13.934
5 -	1:47.084	55.570	2:42.654		65.71	11.347	17:20:56.588

P11 25 Harrison DAY — Suzuki -

IDEAL LAP TIME : 2:33.840 BEST LAP TIME : 2:33.840 DIFFERENCE : 0.000

LAP	SECTOR 1	SECTOR 2	LAP TIME		MPH	DIFF	TIME OF DAY
1 -		52.647	2:46.931		64.02	13.091	17:10:34.737
2 -	1:45.040	53.487	2:38.527		67.42	4.687	17:13:13.264
3 -	1:44.947	52.525	2:37.472	**(3)**	67.87	3.632	17:15:50.736
4 -	1:44.332	51.856	2:36.188	**(2)**	68.43	2.348	17:18:26.924
5 -	***1:42.238***	***51.602***	***2:33.840***	**(1)**	***69.47***		***17:21:00.764***

P12 5 Barry MANTELL — Suzuki - Swedish car connection

IDEAL LAP TIME : 2:36.179 BEST LAP TIME : 2:36.788 DIFFERENCE : 0.609

LAP	SECTOR 1	SECTOR 2	LAP TIME		MPH	DIFF	TIME OF DAY
1 -		***51.459***	2:41.352		66.24	4.564	17:10:29.158
2 -	***1:44.720***	52.380	2:37.100	**(2)**	68.03	0.312	17:13:06.258
3 -	1:45.622	53.192	2:38.814	**(3)**	67.29	2.026	17:15:45.072
4 -	1:46.469	52.877	2:39.346		67.07	2.558	17:18:24.418
5 -	1:45.025	51.763	***2:36.788***	**(1)**	***68.16***		***17:21:01.206***

P13 113 Sam ELKINS — Suzuki - Me Old Man

IDEAL LAP TIME : 2:38.190 BEST LAP TIME : 2:38.905 DIFFERENCE : 0.715

LAP	SECTOR 1	SECTOR 2	LAP TIME		MPH	DIFF	TIME OF DAY
1 -		***52.426***	2:45.093		64.73	6.188	17:10:32.899
2 -	1:46.335	53.893	2:40.228	**(2)**	66.70	1.323	17:13:13.127
3 -	1:47.801	54.070	2:41.871		66.02	2.966	17:15:54.998
4 -	1:46.931	53.564	2:40.495	**(3)**	66.59	1.590	17:18:35.493

Weather / Track : Rain / Wet

Snetterton 300
Circuit Length = 2.9689 miles
Start: 17:07 Flag 17:20 End: 17:21

BMCRC - MRO Championships 2017 - Rnd 10 @ Snetterton 300

MRO Minitwins

RACE 11 - SECTOR ANALYSIS

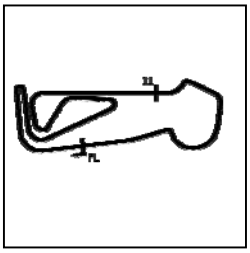

SECTOR 1 = FL to I1, SECTOR 2 = I1 to FL, DIFF = Difference To Personal Best Lap, P = Crossed Finish Line in Pit Lane, D = Time Disallowed

5 -	***1:45.764***	53.141	***2:38.905*** **(1)**	***67.26***		***17:21:14.398***

P14 81 Malvern MAY Suzuki -

IDEAL LAP TIME : 2:37.035 BEST LAP TIME : 2:37.035 DIFFERENCE : 0.000

LAP	SECTOR 1	SECTOR 2	LAP TIME	MPH	DIFF	TIME OF DAY
1 -		52.548	2:44.285	65.05	7.250	17:10:32.091
2 -	***1:44.902***	***52.133***	***2:37.035*** **(1)**	***68.06***		***17:13:09.126***
3 -	1:47.225	54.302	2:41.527 **(3)**	66.16	4.492	17:15:50.653
4 -	1:46.269	53.802	2:40.071 **(2)**	66.77	3.036	17:18:30.724
5 -	1:49.662	54.550	2:44.212	65.08	7.177	17:21:14.936

P15 50 Paul ROBSON Suzuki -

IDEAL LAP TIME : 2:37.601 BEST LAP TIME : 2:38.121 DIFFERENCE : 0.520

LAP	SECTOR 1	SECTOR 2	LAP TIME	MPH	DIFF	TIME OF DAY
1 -		***53.257***	2:48.198	63.54	10.077	17:10:36.004
2 -	***1:44.344***	53.777	***2:38.121*** **(1)**	***67.59***		***17:13:14.125***
3 -	1:45.980	53.832	2:39.812 **(3)**	66.87	1.691	17:15:53.937
4 -	1:45.865	53.663	2:39.528 **(2)**	66.99	1.407	17:18:33.465
5 -	1:47.863	54.032	2:41.895	66.01	3.774	17:21:15.360

P16 199 Ben CATT Suzuki -

IDEAL LAP TIME : 2:37.869 BEST LAP TIME : 2:38.130 DIFFERENCE : 0.261

LAP	SECTOR 1	SECTOR 2	LAP TIME	MPH	DIFF	TIME OF DAY
1 -		54.253	2:48.487	63.43	10.357	17:10:36.293
2 -	1:47.424	53.972	2:41.396	66.22	3.266	17:13:17.689
3 -	1:46.747	54.647	2:41.394 **(3)**	66.22	3.264	17:15:59.083
4 -	1:45.911	***53.812***	2:39.723 **(2)**	66.91	1.593	17:18:38.806
5 -	***1:44.057***	54.073	***2:38.130*** **(1)**	***67.59***		***17:21:16.936***

P17 16 Geoff LANSDELL Suzuki - EPG Domestic

IDEAL LAP TIME : 2:37.626 BEST LAP TIME : 2:38.496 DIFFERENCE : 0.870

LAP	SECTOR 1	SECTOR 2	LAP TIME	MPH	DIFF	TIME OF DAY
1 -		55.136	2:52.923	61.80	14.427	17:10:40.729
2 -	1:48.152	53.452	2:41.604	66.13	3.108	17:13:22.333
3 -	1:48.333	***52.645***	2:40.978 **(3)**	66.39	2.482	17:16:03.311
4 -	1:45.399	53.097	***2:38.496*** **(1)**	***67.43***		***17:18:41.807***
5 -	***1:44.981***	53.734	2:38.715 **(2)**	67.34	0.219	17:21:20.522

P18 43 Robert DAVIE Suzuki -

IDEAL LAP TIME : 2:39.722 BEST LAP TIME : 2:40.172 DIFFERENCE : 0.450

LAP	SECTOR 1	SECTOR 2	LAP TIME	MPH	DIFF	TIME OF DAY
1 -		55.059	2:52.452	61.97	12.280	17:10:40.258
2 -	1:49.363	***53.671***	2:43.034	65.55	2.862	17:13:23.292
3 -	1:47.922	54.351	2:42.273 **(3)**	65.86	2.101	17:16:05.565
4 -	1:46.483	53.922	2:40.405 **(2)**	66.63	0.233	17:18:45.970
5 -	***1:46.051***	54.121	***2:40.172*** **(1)**	***66.72***		***17:21:26.142***

P19 71 Colin CLUNE Suzuki -

IDEAL LAP TIME : 2:41.413 BEST LAP TIME : 2:41.731 DIFFERENCE : 0.318

LAP	SECTOR 1	SECTOR 2	LAP TIME	MPH	DIFF	TIME OF DAY
1 -		***54.167***	2:51.367	62.36	9.636	17:10:39.173
2 -	***1:47.246***	54.485	***2:41.731*** **(1)**	***66.08***		***17:13:20.904***
3 -	1:49.931	55.948	2:45.879	64.43	4.148	17:16:06.783
4 -	1:48.401	55.018	2:43.419 **(3)**	65.40	1.688	17:18:50.202
5 -	1:47.993	54.862	2:42.855 **(2)**	65.62	1.124	17:21:33.057

Weather / Track : Rain / Wet

Snetterton 300
Circuit Length = 2.9689 miles
Start: 17:07 Flag 17:20 End: 17:21

BMCRC - MRO Championships 2017 - Rnd 10 @ Snetterton 300

MRO Minitwins

RACE 11 - SECTOR ANALYSIS

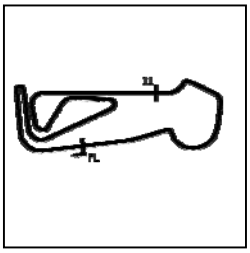

SECTOR 1 = FL to I1, SECTOR 2 = I1 to FL, DIFF = Difference To Personal Best Lap, P = Crossed Finish Line in Pit Lane, D = Time Disallowed

P20 48 Shaun WALLIS Suzuki - Watling Tyres

IDEAL LAP TIME : 2:42.895 BEST LAP TIME : 2:42.895 DIFFERENCE : 0.000

LAP	SECTOR 1	SECTOR 2	LAP TIME	MPH	DIFF	TIME OF DAY
1 -		55.583	2:54.825	61.13	11.930	17:10:42.631
2 -	1:48.836	55.460	2:44.296 **(2)**	65.05	1.401	17:13:26.927
3 -	1:50.332	56.875	2:47.207 **(3)**	63.92	4.312	17:16:14.134
4 -	1:51.449	57.168	2:48.617	63.38	5.722	17:19:02.751
5 -	***1:47.717***	***55.178***	***2:42.895*** **(1)**	***65.61***		***17:21:45.646***

P21 57 Ludo FORRER Suzuki -

IDEAL LAP TIME : 2:44.252 BEST LAP TIME : 2:44.375 DIFFERENCE : 0.123

LAP	SECTOR 1	SECTOR 2	LAP TIME	MPH	DIFF	TIME OF DAY
1 -		***55.999***	2:52.723	61.87	8.348	17:10:40.529
2 -	***1:48.253***	56.122	***2:44.375*** **(1)**	***65.02***		***17:13:24.904***
3 -	1:51.795	56.940	2:48.735 **(3)**	63.34	4.360	17:16:13.639
4 -	1:51.622	57.353	2:48.975	63.25	4.600	17:19:02.614
5 -	1:50.420	56.863	2:47.283 **(2)**	63.89	2.908	17:21:49.897

P22 147 Thomas WATSON Suzuki - Motorsportdays.com TEA Time Racing

IDEAL LAP TIME : 2:28.939 BEST LAP TIME : 2:28.939 DIFFERENCE : 0.000

LAP	SECTOR 1	SECTOR 2	LAP TIME	MPH	DIFF	TIME OF DAY
1 -		50.172	2:40.219	66.70	11.280	17:10:28.025
2 -	1:40.839	51.096	2:31.935 **(2)**	70.34	2.996	17:12:59.960
3 -	***1:39.884***	***49.055***	***2:28.939*** **(1)**	***71.76***		***17:15:28.899***

P23 17 Charlie DOWNES Suzuki - Moremoto GKW Plumbtech

IDEAL LAP TIME : 2:25.158 BEST LAP TIME : 2:25.158 DIFFERENCE : 0.000

LAP	SECTOR 1	SECTOR 2	LAP TIME	MPH	DIFF	TIME OF DAY
1 -		49.435	2:32.043	70.29	6.885	17:10:19.849
2 -	***1:35.848***	***49.310***	***2:25.158*** **(1)**	***73.63***		***17:12:45.007***

P24 84 Ricardo BRANCO Suzuki -

IDEAL LAP TIME : 2:31.108 BEST LAP TIME : 2:31.155 DIFFERENCE : 0.047

LAP	SECTOR 1	SECTOR 2	LAP TIME	MPH	DIFF	TIME OF DAY
1 -		52.016	2:42.383	65.81	11.228	17:10:30.189
2 -	1:40.715	***50.440***	***2:31.155*** **(1)**	***70.70***		***17:13:01.344***

P25 97 Jake PACKHAM Suzuki -

IDEAL LAP TIME : BEST LAP TIME : DIFFERENCE :

LAP	SECTOR 1	SECTOR 2	LAP TIME	MPH	DIFF	TIME OF DAY
1 -		***50.850***	2:41.433	66.20		17:10:29.239

P26 11 Andrew WELLS Suzuki -

IDEAL LAP TIME : BEST LAP TIME : DIFFERENCE :

LAP	SECTOR 1	SECTOR 2	LAP TIME	MPH	DIFF	TIME OF DAY
1 -		***52.531***	2:43.636	65.31		17:10:31.442

Weather / Track : Rain / Wet

Snetterton 300
Circuit Length = 2.9689 miles
Start: 17:07 Flag 17:20 End: 17:21

BMCRC - MRO Championships 2017 - Rnd 10 @ Snetterton 300

MRO Minitwins

RACE 11 - BEST SECTORS

SECTOR 1				SECTOR 2			IDEAL / BEST COMPARISON					
POS	NO	NAME	TIME	NO	NAME	TIME	POS	NO	NAME	IDEAL	BEST	DIFF
									PERFECT LAP	2:23.955		
1	17	DOWNES	**1:35.848**	118	PLUMMER	**48.107**	1	118	PLUMMER	2:23.969	2:23.969	0.000
2	118	PLUMMER	**1:35.862**	86	WITHERINGTON	**48.947**	2	142	KENT	2:24.886	2:27.393	2.507
3	142	KENT	**1:35.915**	142	KENT	**48.971**	3	17	DOWNES	2:25.158	2:25.158	0.000
4	69	HUSKINSON	**1:36.934**	69	HUSKINSON	**49.054**	4	69	HUSKINSON	2:25.988	2:25.988	0.000
5	661	HARRIS	**1:37.645**	147	WATSON	**49.055**	5	93	WALLIS	2:27.226	2:27.490	0.264
6	93	WALLIS	**1:37.868**	21	MITCHELL	**49.276**	6	86	WITHERINGTON	2:27.412	2:27.891	0.479
7	21	MITCHELL	**1:38.449**	17	DOWNES	**49.310**	7	661	HARRIS	2:27.539	2:27.917	0.378
8	86	WITHERINGTON	**1:38.465**	93	WALLIS	**49.358**	8	21	MITCHELL	2:27.725	2:28.272	0.547
9	155	HARRIS	**1:38.970**	661	HARRIS	**49.894**	9	147	WATSON	2:28.939	2:28.939	0.000
10	147	WATSON	**1:39.884**	155	HARRIS	**50.192**	10	155	HARRIS	2:29.162	2:29.162	0.000
11	444	WILLIAMS	**1:40.376**	444	WILLIAMS	**50.371**	11	444	WILLIAMS	2:30.747	2:31.432	0.685
12	84	BRANCO	**1:40.668**	3	POVAH	**50.413**	12	84	BRANCO	2:31.108	2:31.155	0.047
13	3	POVAH	**1:40.894**	84	BRANCO	**50.440**	13	3	POVAH	2:31.307	2:31.307	0.000
14	25	DAY	**1:42.238**	97	PACKHAM	**50.850**	14	25	DAY	2:33.840	2:33.840	0.000
15	199	CATT	**1:44.057**	5	MANTELL	**51.459**	15	5	MANTELL	2:36.179	2:36.788	0.609
16	50	ROBSON	**1:44.344**	25	DAY	**51.602**	16	81	MAY	2:37.035	2:37.035	0.000
17	5	MANTELL	**1:44.720**	81	MAY	**52.133**	17	50	ROBSON	2:37.601	2:38.121	0.520
18	81	MAY	**1:44.902**	113	ELKINS	**52.426**	18	16	LANSDELL	2:37.626	2:38.496	0.870
19	16	LANSDELL	**1:44.981**	11	WELLS	**52.531**	19	199	CATT	2:37.869	2:38.130	0.261
20	113	ELKINS	**1:45.764**	16	LANSDELL	**52.645**	20	113	ELKINS	2:38.190	2:38.905	0.715
21	43	DAVIE	**1:46.051**	50	ROBSON	**53.257**	21	43	DAVIE	2:39.722	2:40.172	0.450
22	71	CLUNE	**1:47.246**	43	DAVIE	**53.671**	22	71	CLUNE	2:41.413	2:41.731	0.318
23	48	WALLIS	**1:47.717**	199	CATT	**53.812**	23	48	WALLIS	2:42.895	2:42.895	0.000
24	57	FORRER	**1:48.253**	71	CLUNE	**54.167**	24	57	FORRER	2:44.252	2:44.375	0.123
25				48	WALLIS	**55.178**	25	11	WELLS			
26				57	FORRER	**55.999**	26	97	PACKHAM			

Weather / Track : Rain / Wet

Snetterton 300
Circuit Length = 2.9689 miles
Start: 17:07 Flag 17:20 End: 17:21

Results can be found at www.tsl-timing.com

Printed - 17:23 Saturday, 07 October 2017

BMCRC - MRO Championships 2017 - Rnd 10 @ Snetterton 300

MRO Minitwins

RACE 2 - GRID (7 Laps)

ROW 12	1	1	34 54 Adam JAMISON
ROW 11	33 94 Daniel ROOTS	32 96 Dan HARRIS	31 90 Edward WATSON
ROW 10	30 26 Glynn DAVIES	29 23 Claire BECKETT	28 101 Jon BARNES
ROW 9	27 38 David TWYFORD	26 97 Jake PACKHAM	25 11 Andrew WELLS
ROW 8	24 57 Ludo FORRER 2:44.375	23 48 Shaun WALLIS 2:42.895	22 71 Colin CLUNE 2:41.731
ROW 7	21 43 Robert DAVIE 2:40.172	20 113 Sam ELKINS 2:38.905	19 16 Geoff LANSDELL 2:38.496
ROW 6	18 199 Ben CATT 2:38.130	17 50 Paul ROBSON 2:38.121	16 81 Malvern MAY 2:37.035
ROW 5	15 5 Barry MANTELL 2:36.788	14 25 Harrison DAY 2:33.840	13 444 Mark WILLIAMS 2:31.432
ROW 4	12 3 Keith POVAH 2:31.307	11 84 Ricardo BRANCO 2:31.155	10 155 Richard HARRIS 2:29.162
ROW 3	9 147 Thomas WATSON 2:28.939	8 21 Carl MITCHELL 2:28.272	7 661 Cameron HARRIS 2:27.917
ROW 2	6 86 Paul WITHERINGTON 2:27.891	5 93 Jack WALLIS 2:27.490	4 142 Chris KENT 2:27.393
ROW 1	3 69 Danny HUSKINSON 2:25.988	2 17 Charlie DOWNES 2:25.158	1 118 James PLUMMER 2:23.969

Pole

Snetterton 300
Circuit Length = 2.9689 miles

These results are provisional until the conclusion of any judicial and technical matters.

Clerk Of Course :		Timekeeper :

Results can be found at www.tsl-timing.com

Printed - 17:26 Saturday, 07 October 2017

BMCRC - MRO Championships 2017 - Rnd 10 @ Snetterton 300

MRO Minitwins

RACE 2 - CLASSIFICATION

POS	NO	NAME	ENTRY	LAPS	TIME	GAP	DIFF	MPH	BEST	ON
1	3	**Keith POVAH**	Suzuki -	7	16:15.537			76.69	**2:17.042**	7
2	118	**James PLUMMER**	Suzuki - Moremoto	7	16:15.723	**0.186**	0.186	76.67	**2:14.424**	7
3	142	**Chris KENT**	Suzuki - More moto	7	16:15.800	**0.263**	0.077	76.67	**2:17.492**	7
4	21	**Carl MITCHELL**	Suzuki - Beaute Agri AJL Garden Services	7	16:21.215	**5.678**	5.415	76.24	**2:15.573**	6
5	661	**Cameron HARRIS**	Suzuki - HARRIS PERFORMANCE	7	16:22.304	**6.767**	1.089	76.16	**2:16.727**	7
6	5	**Barry MANTELL**	Suzuki - Swedish car connection	7	16:24.459	**8.922**	2.155	75.99	**2:17.045**	6
7	38	**David TWYFORD**	Suzuki -	7	16:28.956	**13.419**	4.497	75.65	**2:17.070**	5
8	86	**Paul WITHERINGTON**	Suzuki - P&R plumbing	7	16:30.775	**15.238**	1.819	75.51	**2:19.236**	5
9	17	**Charlie DOWNES**	Suzuki - Moremoto GKW Plumbtech	7	16:31.960	**16.423**	1.185	75.42	**2:20.065**	3
10	84	**Ricardo BRANCO**	Suzuki -	7	16:33.210	**17.673**	1.250	75.32	**2:19.168**	7
11	155	**Richard HARRIS**	Suzuki - HP Racing	7	16:34.503	**18.966**	1.293	75.23	**2:20.367**	3
12	22	**Dell DOWDS**	Suzuki -	7	16:34.617	**19.080**	0.114	75.22	**2:17.415**	7
13	69	**Danny HUSKINSON**	Suzuki - art of racing	7	16:34.693	**19.156**	0.076	75.21	**2:19.622**	5
14	97	**Jake PACKHAM**	Suzuki -	7	16:34.798	**19.261**	0.105	75.20	**2:17.693**	7
15	444	**Mark WILLIAMS**	Suzuki - Universal Motorcycle Training	7	16:35.407	**19.870**	0.609	75.16	**2:17.721**	6
16	81	**Malvern MAY**	Suzuki -	7	16:35.672	**20.135**	0.265	75.14	**2:18.790**	3
17	199	**Ben CATT**	Suzuki -	7	16:50.710	**35.173**	15.038	74.02	**2:21.303**	5
18	113	**Sam ELKINS**	Suzuki - Me Old Man	7	16:54.336	**38.799**	3.626	73.75	**2:20.030**	7
19	25	**Harrison DAY**	Suzuki -	7	16:57.211	**41.674**	2.875	73.55	**2:22.484**	4
20	71	**Colin CLUNE**	Suzuki -	7	16:57.392	**41.855**	0.181	73.53	**2:22.563**	5
21	16	**Geoff LANSDELL**	Suzuki - EPG Domestic	7	17:30.977	**1:15.440**	33.585	71.18	**2:27.728**	2
22	23	**Claire BECKETT**	Suzuki - Cowpers Oak	7	17:31.767	**1:16.230**	0.790	71.13	**2:24.486**	6
23	50	**Paul ROBSON**	Suzuki -	7	17:31.821	**1:16.284**	0.054	71.13	**2:26.237**	6
24	11	**Andrew WELLS**	Suzuki -	7	17:36.719	**1:21.182**	4.898	70.80	**2:24.708**	7
25	48	**Shaun WALLIS**	Suzuki - Watling Tyres	7	17:37.100	**1:21.563**	0.381	70.77	**2:26.535**	7
			NOT CLASSIFIED							
DNF	94	**Daniel ROOTS**	Suzuki -	5	12:52.642	**2 Laps**	2 Laps	69.16	**2:29.944**	5
DNF	147	**Thomas WATSON**	Suzuki - Motorsportdays.com TEA Time Racing	1	2:31.434	**6 Laps**	4 Laps	70.57		
DNF	93	**Jack WALLIS**	Suzuki - Grumpdad and Watling Tyres	0						
DNF	26	**Glynn DAVIES**	Suzuki -	0						
			FASTEST LAP							
	118	**James PLUMMER**	Suzuki - Moremoto	7	2:14.424	79.51 mph		127.95 kph		

90% of Race Speed = 69.02 mph

Snetterton 300
Circuit Length = 2.9689 miles
Start: 11:14 Flag 11:30 End: 11:32

Weather / Track : Cloudy / Drying
These results are provisional until the conclusion of any judicial and technical matters.

Clerk Of Course :		Timekeeper :

Results can be found at www.tsl-timing.com

Printed - 11:32 Sunday, 08 October 2017

BMCRC - MRO Championships 2017 - Rnd 10 @ Snetterton 300

MRO Minitwins

RACE 2 - LAP CHART

LAP 1 @ 11:17:03.374

NO	BEHIND	LAP TIME
69		2:26.619
17	0.009	2:26.628
3	0.098	2:26.717
118	0.222	2:26.841
142	0.661	2:27.280
661	0.866	2:27.485
86	1.730	2:28.349
5	3.222	2:29.841
155	3.765	2:30.384
21	3.988	2:30.607
147	4.815	2:31.434
84	4.906	2:31.525
444	5.201	2:31.820
81	6.618	2:33.237
25	6.671	2:33.290
38	7.553	2:34.172
113	8.798	2:35.417
97	9.184	2:35.803
199	10.068	2:36.687
50	11.661	2:38.280
71	11.942	2:38.561
22	12.004	2:38.623
16	12.384	2:39.003
48	14.753	2:41.372
23	14.942	2:41.561
11	17.956	2:44.575
94	18.588	2:45.207

LAP 2 @ 11:19:22.540

NO	BEHIND	LAP TIME
3		2:19.068
142	0.520	2:19.025
17	3.412	2:22.569
69	3.520	2:22.686
118	3.672	2:22.616
661	3.727	2:22.027
86	4.122	2:21.558
5	4.346	2:20.290
21	4.457	2:19.635
155	5.885	2:21.286
84	6.228	2:20.488
81	9.144	2:21.692
38	11.637	2:23.250
444	12.708	2:26.673
97	12.770	2:22.752
25	12.871	2:25.366
113	13.809	2:24.177
199	15.057	2:24.155
22	16.443	2:23.605
71	17.188	2:24.412
50	20.366	2:27.871
16	20.946	2:27.728
23	28.707	2:32.931
48	28.822	2:33.235
11	32.760	2:33.970
94	33.842	2:34.420

LAP 3 @ 11:21:41.453

NO	BEHIND	LAP TIME
142		2:18.393
3	0.191	2:19.104
17	4.564	2:20.065
69	4.620	2:20.013
661	4.678	2:19.864
21	4.958	2:19.414
118	5.155	2:20.396
5	5.251	2:19.818
86	7.089	2:21.880
155	7.339	2:20.367
84	8.114	2:20.799
81	9.021	2:18.790
38	11.740	2:19.016
97	14.209	2:20.352
444	16.458	2:22.663
25	17.129	2:23.171
22	17.700	2:20.170
113	17.747	2:22.851
199	18.990	2:22.846
71	20.917	2:22.642
50	29.029	2:27.576
16	32.172	2:30.139
23	39.090	2:29.296
48	40.622	2:30.713
11	45.034	2:31.187
94	46.799	2:31.870

LAP 4 @ 11:23:59.485

NO	BEHIND	LAP TIME
3		2:17.841
142	0.109	2:18.141
5	6.549	2:19.330
661	6.566	2:19.920
17	7.115	2:20.583
118	7.170	2:20.047
21	7.608	2:20.682
69	7.757	2:21.169
86	8.569	2:19.512
155	9.819	2:20.512
38	11.044	2:17.336
84	11.152	2:21.070
81	11.735	2:20.746
97	15.817	2:19.640
444	18.127	2:19.701
22	18.417	2:18.749
25	21.581	2:22.484
199	22.684	2:21.726
71	25.985	2:23.100
113	28.317	2:28.602
16	43.199	2:29.059
50	47.275	2:36.278
23	52.101	2:31.043
48	52.559	2:29.969
11	55.780	2:28.778
94	59.968	2:31.201

LAP 5 @ 11:26:17.122

NO	BEHIND	LAP TIME
142		2:17.528
3	0.112	2:17.749
118	6.445	2:16.912
661	8.257	2:19.328
5	8.724	2:19.812
17	9.565	2:20.087
21	9.603	2:19.632
69	9.742	2:19.622
86	10.168	2:19.236
38	10.477	2:17.070
155	12.744	2:20.562
81	13.710	2:19.612
84	13.882	2:20.367
97	18.226	2:20.046
22	19.209	2:18.429
444	19.238	2:18.748
199	26.350	2:21.303
25	27.932	2:23.988
71	30.911	2:22.563
113	31.997	2:21.317
16	53.718	2:28.156
50	58.277	2:28.639
23	1:01.166	2:26.702
48	1:03.304	2:28.382
11	1:05.170	2:27.027
94	1:12.275	2:29.944

LAP 6 @ 11:28:35.063

NO	BEHIND	LAP TIME
142		2:17.941
3	0.187	2:18.016
118	2.991	2:14.487
21	7.235	2:15.573
661	7.269	2:16.953
5	7.828	2:17.045
17	12.167	2:20.543
38	12.404	2:19.868
86	12.426	2:20.199
69	15.586	2:23.785
155	15.595	2:20.792
84	15.734	2:19.793
81	16.646	2:20.877
97	18.797	2:18.512
22	18.894	2:17.626
444	19.018	2:17.721
199	29.831	2:21.422
25	35.949	2:25.958
113	35.998	2:21.942
71	36.302	2:23.332
16	1:04.476	2:28.699
50	1:06.573	2:26.237
23	1:07.711	2:24.486
48	1:12.257	2:26.894
11	1:13.703	2:26.474

LAP 7 @ 11:30:52.292

NO	BEHIND	LAP TIME
3		2:17.042
118	0.186	2:14.424
142	0.263	2:17.492
21	5.678	2:15.672
661	6.767	2:16.727
5	8.922	2:18.323
38	13.419	2:18.244
86	15.238	2:20.041
17	16.423	2:21.485
84	17.673	2:19.168
155	18.966	2:20.600
22	19.080	2:17.415
69	19.156	2:20.799
97	19.261	2:17.693
444	19.870	2:18.081
81	20.135	2:20.718
199	35.173	2:22.571
113	38.799	2:20.030
25	41.674	2:22.954
71	41.855	2:22.782
16	1:15.440	2:28.193
23	1:16.230	2:25.748
50	1:16.284	2:26.940
11	1:21.182	2:24.708
48	1:21.563	2:26.535

Weather / Track : Cloudy / Drying

Snetterton 300
Circuit Length = 2.9689 miles
Start: 11:14 Flag 11:30 End: 11:32

Results can be found at www.tsl-timing.com

Printed - 11:34 Sunday, 08 October 2017

BMCRC - MRO Championships 2017 - Rnd 10 @ Snetterton 300

MRO Minitwins

RACE 2 - SECTOR ANALYSIS

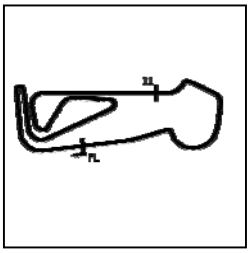

SECTOR 1 = FL to I1, SECTOR 2 = I1 to FL, DIFF = Difference To Personal Best Lap, P = Crossed Finish Line in Pit Lane, D = Time Disallowed

P1 3 Keith POVAH Suzuki -

IDEAL LAP TIME : 2:16.756 BEST LAP TIME : 2:17.042 DIFFERENCE : 0.286

LAP	SECTOR 1	SECTOR 2	LAP TIME	MPH	DIFF	TIME OF DAY
1 -		46.748	2:26.717	72.84	9.675	11:17:03.472
2 -	1:32.321	46.747	2:19.068	76.85	2.026	11:19:22.540
3 -	1:31.876	47.228	2:19.104	76.83	2.062	11:21:41.644
4 -	1:31.349	46.492	2:17.841 **(3)**	77.53	0.799	11:23:59.485
5 -	***1:30.844***	46.905	2:17.749 **(2)**	77.59	0.707	11:26:17.234
6 -	1:31.147	46.869	2:18.016	77.44	0.974	11:28:35.250
7 -	1:31.130	***45.912***	***2:17.042*** **(1)**	***77.99***		***11:30:52.292***

P2 118 James PLUMMER Suzuki - Moremoto

IDEAL LAP TIME : 2:13.974 BEST LAP TIME : 2:14.424 DIFFERENCE : 0.450

LAP	SECTOR 1	SECTOR 2	LAP TIME	MPH	DIFF	TIME OF DAY
1 -		47.188	2:26.841	72.78	12.417	11:17:03.596
2 -	1:34.270	48.346	2:22.616	74.94	8.192	11:19:26.212
3 -	1:32.892	47.504	2:20.396	76.12	5.972	11:21:46.608
4 -	1:32.638	47.409	2:20.047	76.31	5.623	11:24:06.655
5 -	1:31.882	***45.030***	2:16.912 **(3)**	78.06	2.488	11:26:23.567
6 -	1:29.093	45.394	2:14.487 **(2)**	79.47	0.063	11:28:38.054
7 -	***1:28.944***	45.480	***2:14.424*** **(1)**	***79.51***		***11:30:52.478***

P3 142 Chris KENT Suzuki - More moto

IDEAL LAP TIME : 2:16.896 BEST LAP TIME : 2:17.492 DIFFERENCE : 0.596

LAP	SECTOR 1	SECTOR 2	LAP TIME	MPH	DIFF	TIME OF DAY
1 -		47.673	2:27.280	72.56	9.788	11:17:04.035
2 -	1:32.663	***46.362***	2:19.025	76.87	1.533	11:19:23.060
3 -	1:31.171	47.222	2:18.393	77.22	0.901	11:21:41.453
4 -	1:31.091	47.050	2:18.141	77.37	0.649	11:23:59.594
5 -	***1:30.534***	46.994	2:17.528 **(2)**	77.71	0.036	11:26:17.122
6 -	1:31.060	46.881	2:17.941 **(3)**	77.48	0.449	11:28:35.063
7 -	1:30.955	46.537	***2:17.492*** **(1)**	***77.73***		***11:30:52.555***

P4 21 Carl MITCHELL Suzuki - Beaute Agri AJL Garden Services

IDEAL LAP TIME : 2:15.456 BEST LAP TIME : 2:15.573 DIFFERENCE : 0.117

LAP	SECTOR 1	SECTOR 2	LAP TIME	MPH	DIFF	TIME OF DAY
1 -		47.729	2:30.607	70.96	15.034	11:17:07.362
2 -	1:32.762	46.873	2:19.635	76.54	4.062	11:19:26.997
3 -	1:32.585	46.829	2:19.414 **(3)**	76.66	3.841	11:21:46.411
4 -	1:32.032	48.650	2:20.682	75.97	5.109	11:24:07.093
5 -	1:32.854	46.778	2:19.632	76.54	4.059	11:26:26.725
6 -	***1:29.483***	46.090	***2:15.573*** **(1)**	***78.83***		***11:28:42.298***
7 -	1:29.699	***45.973***	2:15.672 **(2)**	78.77	0.099	11:30:57.970

P5 661 Cameron HARRIS Suzuki - HARRIS PERFORMANCE

IDEAL LAP TIME : 2:16.655 BEST LAP TIME : 2:16.727 DIFFERENCE : 0.072

LAP	SECTOR 1	SECTOR 2	LAP TIME	MPH	DIFF	TIME OF DAY
1 -		47.430	2:27.485	72.46	10.758	11:17:04.240
2 -	1:33.466	48.561	2:22.027	75.25	5.300	11:19:26.267
3 -	1:33.105	46.759	2:19.864	76.41	3.137	11:21:46.131
4 -	1:32.364	47.556	2:19.920	76.38	3.193	11:24:06.051
5 -	1:32.549	46.779	2:19.328 **(3)**	76.71	2.601	11:26:25.379
6 -	1:30.655	***46.298***	2:16.953 **(2)**	78.04	0.226	11:28:42.332
7 -	***1:30.357***	46.370	***2:16.727*** **(1)**	***78.17***		***11:30:59.059***

P6 5 Barry MANTELL Suzuki - Swedish car connection

IDEAL LAP TIME : 2:16.952 BEST LAP TIME : 2:17.045 DIFFERENCE : 0.093

LAP	SECTOR 1	SECTOR 2	LAP TIME	MPH	DIFF	TIME OF DAY

Weather / Track : Cloudy / Drying

Snetterton 300
Circuit Length = 2.9689 miles
Start: 11:14 Flag 11:30 End: 11:32

BMCRC - MRO Championships 2017 - Rnd 10 @ Snetterton 300

MRO Minitwins

RACE 2 - SECTOR ANALYSIS

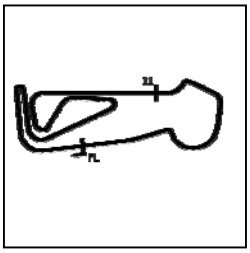

SECTOR 1 = FL to I1, SECTOR 2 = I1 to FL, DIFF = Difference To Personal Best Lap, P = Crossed Finish Line in Pit Lane, D = Time Disallowed

1 -		47.505	2:29.841	71.32	12.796	11:17:06.596
2 -	1:32.300	47.990	2:20.290	76.18	3.245	11:19:26.886
3 -	1:33.355	***46.463***	2:19.818	76.44	2.773	11:21:46.704
4 -	1:31.824	47.506	2:19.330 **(3)**	76.71	2.285	11:24:06.034
5 -	1:32.651	47.161	2:19.812	76.44	2.767	11:26:25.846
6 -	***1:30.489***	46.556	***2:17.045*** **(1)**	***77.98***		***11:28:42.891***
7 -	1:31.054	47.269	2:18.323 **(2)**	77.26	1.278	11:31:01.214

P7 38 David TWYFORD Suzuki -

IDEAL LAP TIME : 2:16.766 BEST LAP TIME : 2:17.070 DIFFERENCE : 0.304

LAP	SECTOR 1	SECTOR 2	LAP TIME	MPH	DIFF	TIME OF DAY
1 -		48.100	2:34.172	69.32	17.102	11:17:10.927
2 -	1:34.469	48.781	2:23.250	74.61	6.180	11:19:34.177
3 -	1:31.645	47.371	2:19.016	76.88	1.946	11:21:53.193
4 -	***1:30.217***	47.119	2:17.336 **(2)**	77.82	0.266	11:24:10.529
5 -	1:30.521	***46.549***	***2:17.070*** **(1)**	***77.97***		***11:26:27.599***
6 -	1:32.190	47.678	2:19.868	76.41	2.798	11:28:47.467
7 -	1:31.453	46.791	2:18.244 **(3)**	77.31	1.174	11:31:05.711

P8 86 Paul WITHERINGTON Suzuki - P&R plumbing

IDEAL LAP TIME : 2:19.035 BEST LAP TIME : 2:19.236 DIFFERENCE : 0.201

LAP	SECTOR 1	SECTOR 2	LAP TIME	MPH	DIFF	TIME OF DAY
1 -		47.123	2:28.349	72.04	9.113	11:17:05.104
2 -	1:33.481	48.077	2:21.558	75.50	2.322	11:19:26.662
3 -	1:34.420	47.460	2:21.880	75.33	2.644	11:21:48.542
4 -	1:32.469	47.043	2:19.512 **(2)**	76.61	0.276	11:24:08.054
5 -	***1:32.247***	46.989	***2:19.236*** **(1)**	***76.76***		***11:26:27.290***
6 -	1:32.340	47.859	2:20.199	76.23	0.963	11:28:47.489
7 -	1:33.253	***46.788***	2:20.041 **(3)**	76.32	0.805	11:31:07.530

P9 17 Charlie DOWNES Suzuki - Moremoto GKW Plumbtech

IDEAL LAP TIME : 2:19.117 BEST LAP TIME : 2:20.065 DIFFERENCE : 0.948

LAP	SECTOR 1	SECTOR 2	LAP TIME	MPH	DIFF	TIME OF DAY
1 -		***46.980***	2:26.628	72.89	6.563	11:17:03.383
2 -	1:34.379	48.190	2:22.569	74.96	2.504	11:19:25.952
3 -	1:32.634	47.431	***2:20.065*** **(1)**	***76.30***		***11:21:46.017***
4 -	1:32.354	48.229	2:20.583	76.02	0.518	11:24:06.600
5 -	1:32.705	47.382	2:20.087 **(2)**	76.29	0.022	11:26:26.687
6 -	***1:32.137***	48.406	2:20.543 **(3)**	76.04	0.478	11:28:47.230
7 -	1:33.571	47.914	2:21.485	75.54	1.420	11:31:08.715

P10 84 Ricardo BRANCO Suzuki -

IDEAL LAP TIME : 2:18.928 BEST LAP TIME : 2:19.168 DIFFERENCE : 0.240

LAP	SECTOR 1	SECTOR 2	LAP TIME	MPH	DIFF	TIME OF DAY
1 -		48.654	2:31.525	70.53	12.357	11:17:08.280
2 -	1:32.984	47.504	2:20.488	76.07	1.320	11:19:28.768
3 -	1:32.992	47.807	2:20.799	75.91	1.631	11:21:49.567
4 -	1:32.755	48.315	2:21.070	75.76	1.902	11:24:10.637
5 -	1:32.128	48.239	2:20.367 **(3)**	76.14	1.199	11:26:31.004
6 -	***1:31.920***	47.873	2:19.793 **(2)**	76.45	0.625	11:28:50.797
7 -	1:32.160	***47.008***	***2:19.168*** **(1)**	***76.79***		***11:31:09.965***

P11 155 Richard HARRIS Suzuki - HP Racing

IDEAL LAP TIME : 2:20.283 BEST LAP TIME : 2:20.367 DIFFERENCE : 0.084

LAP	SECTOR 1	SECTOR 2	LAP TIME	MPH	DIFF	TIME OF DAY
1 -		48.156	2:30.384	71.07	10.017	11:17:07.139
2 -	1:33.955	47.331	2:21.286	75.64	0.919	11:19:28.425
3 -	***1:33.081***	47.286	***2:20.367*** **(1)**	***76.14***		***11:21:48.792***
4 -	1:33.112	47.400	2:20.512 **(2)**	76.06	0.145	11:24:09.304

Weather / Track : Cloudy / Drying

Snetterton 300
Circuit Length = 2.9689 miles
Start: 11:14 Flag 11:30 End: 11:32

BMCRC - MRO Championships 2017 - Rnd 10 @ Snetterton 300

MRO Minitwins

RACE 2 - SECTOR ANALYSIS

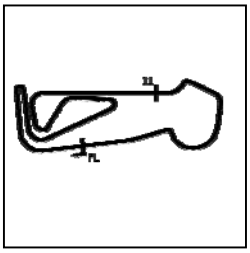

SECTOR 1 = FL to I1, SECTOR 2 = I1 to FL, DIFF = Difference To Personal Best Lap, P = Crossed Finish Line in Pit Lane, D = Time Disallowed

5 -	1:33.360	***47.202***	2:20.562	**(3)**	76.03	0.195	11:26:29.866
6 -	1:33.098	47.694	2:20.792		75.91	0.425	11:28:50.658
7 -	***1:33.081***	47.519	2:20.600		76.01	0.233	11:31:11.258

P12 22 Dell DOWDS Suzuki -

IDEAL LAP TIME : 2:17.286 BEST LAP TIME : 2:17.415 DIFFERENCE : 0.129

LAP	SECTOR 1	SECTOR 2	LAP TIME		MPH	DIFF	TIME OF DAY
1 -		50.022	2:38.623		67.38	21.208	11:17:15.378
2 -	1:34.956	48.649	2:23.605		74.42	6.190	11:19:38.983
3 -	1:32.996	47.174	2:20.170		76.25	2.755	11:21:59.153
4 -	1:31.516	47.233	2:18.749		77.03	1.334	11:24:17.902
5 -	1:31.406	47.023	2:18.429	**(3)**	77.20	1.014	11:26:36.331
6 -	1:30.724	***46.902***	2:17.626	**(2)**	77.66	0.211	11:28:53.957
7 -	***1:30.384***	47.031	***2:17.415***	**(1)**	***77.77***		***11:31:11.372***

P13 69 Danny HUSKINSON Suzuki - art of racing

IDEAL LAP TIME : 2:18.535 BEST LAP TIME : 2:19.622 DIFFERENCE : 1.087

LAP	SECTOR 1	SECTOR 2	LAP TIME		MPH	DIFF	TIME OF DAY
1 -		***46.876***	2:26.619		72.89	6.997	11:17:03.374
2 -	1:34.428	48.258	2:22.686		74.90	3.064	11:19:26.060
3 -	1:32.977	47.036	2:20.013	**(2)**	76.33	0.391	11:21:46.073
4 -	1:33.504	47.665	2:21.169		75.71	1.547	11:24:07.242
5 -	1:32.653	46.969	***2:19.622***	**(1)**	***76.55***		***11:26:26.864***
6 -	***1:31.659***	52.126	2:23.785		74.33	4.163	11:28:50.649
7 -	1:33.562	47.237	2:20.799	**(3)**	75.91	1.177	11:31:11.448

P14 97 Jake PACKHAM Suzuki -

IDEAL LAP TIME : 2:17.391 BEST LAP TIME : 2:17.693 DIFFERENCE : 0.302

LAP	SECTOR 1	SECTOR 2	LAP TIME		MPH	DIFF	TIME OF DAY
1 -		49.594	2:35.803		68.59	18.110	11:17:12.558
2 -	1:34.072	48.680	2:22.752		74.87	5.059	11:19:35.310
3 -	1:33.130	47.222	2:20.352		76.15	2.659	11:21:55.662
4 -	1:31.992	47.648	2:19.640	**(3)**	76.54	1.947	11:24:15.302
5 -	1:33.373	***46.673***	2:20.046		76.31	2.353	11:26:35.348
6 -	1:31.331	47.181	2:18.512	**(2)**	77.16	0.819	11:28:53.860
7 -	***1:30.718***	46.975	***2:17.693***	**(1)**	***77.62***		***11:31:11.553***

P15 444 Mark WILLIAMS Suzuki - Universal Motorcycle Training

IDEAL LAP TIME : 2:17.503 BEST LAP TIME : 2:17.721 DIFFERENCE : 0.218

LAP	SECTOR 1	SECTOR 2	LAP TIME		MPH	DIFF	TIME OF DAY
1 -		48.419	2:31.820		70.39	14.099	11:17:08.575
2 -	1:33.368	53.305	2:26.673		72.87	8.952	11:19:35.248
3 -	1:34.736	47.927	2:22.663		74.91	4.942	11:21:57.911
4 -	1:32.233	47.468	2:19.701		76.50	1.980	11:24:17.612
5 -	1:31.668	47.080	2:18.748	**(3)**	77.03	1.027	11:26:36.360
6 -	***1:30.686***	47.035	***2:17.721***	**(1)**	***77.60***		***11:28:54.081***
7 -	1:31.264	***46.817***	2:18.081	**(2)**	77.40	0.360	11:31:12.162

P16 81 Malvern MAY Suzuki -

IDEAL LAP TIME : 2:18.790 BEST LAP TIME : 2:18.790 DIFFERENCE : 0.000

LAP	SECTOR 1	SECTOR 2	LAP TIME		MPH	DIFF	TIME OF DAY
1 -		48.130	2:33.237		69.74	14.447	11:17:09.992
2 -	1:33.983	47.709	2:21.692		75.43	2.902	11:19:31.684
3 -	***1:31.700***	***47.090***	***2:18.790***	**(1)**	***77.00***		***11:21:50.474***
4 -	1:32.284	48.462	2:20.746		75.93	1.956	11:24:11.220
5 -	1:32.178	47.434	2:19.612	**(2)**	76.55	0.822	11:26:30.832
6 -	1:32.603	48.274	2:20.877		75.86	2.087	11:28:51.709
7 -	1:32.914	47.804	2:20.718	**(3)**	75.95	1.928	11:31:12.427

Weather / Track : Cloudy / Drying

Snetterton 300
Circuit Length = 2.9689 miles
Start: 11:14 Flag 11:30 End: 11:32

BMCRC - MRO Championships 2017 - Rnd 10 @ Snetterton 300

MRO Minitwins

RACE 2 - SECTOR ANALYSIS

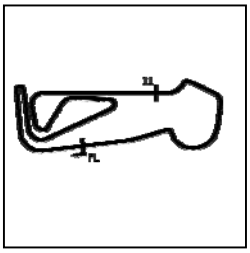

SECTOR 1 = FL to I1, SECTOR 2 = I1 to FL, DIFF = Difference To Personal Best Lap, P = Crossed Finish Line in Pit Lane, D = Time Disallowed

P17 199 Ben CATT Suzuki -

IDEAL LAP TIME : 2:20.984 BEST LAP TIME : 2:21.303 DIFFERENCE : 0.319

LAP	SECTOR 1	SECTOR 2	LAP TIME	MPH	DIFF	TIME OF DAY
1 -		48.352	2:36.687	68.21	15.384	11:17:13.442
2 -	1:34.872	49.283	2:24.155	74.14	2.852	11:19:37.597
3 -	1:34.561	48.285	2:22.846	74.82	1.543	11:22:00.443
4 -	***1:33.615***	48.111	2:21.726 **(3)**	75.41	0.423	11:24:22.169
5 -	1:33.934	***47.369***	***2:21.303*** **(1)**	***75.63***		***11:26:43.472***
6 -	1:33.637	47.785	2:21.422 **(2)**	75.57	0.119	11:29:04.894
7 -	1:33.681	48.890	2:22.571	74.96	1.268	11:31:27.465

P18 113 Sam ELKINS Suzuki - Me Old Man

IDEAL LAP TIME : 2:19.977 BEST LAP TIME : 2:20.030 DIFFERENCE : 0.053

LAP	SECTOR 1	SECTOR 2	LAP TIME	MPH	DIFF	TIME OF DAY
1 -		49.460	2:35.417	68.77	15.387	11:17:12.172
2 -	1:35.265	48.912	2:24.177	74.13	4.147	11:19:36.349
3 -	1:34.551	48.300	2:22.851	74.81	2.821	11:21:59.200
4 -	1:33.326	55.276	2:28.602	71.92	8.572	11:24:27.802
5 -	1:33.660	***47.657***	2:21.317 **(2)**	75.63	1.287	11:26:49.119
6 -	1:32.755	49.187	2:21.942 **(3)**	75.29	1.912	11:29:11.061
7 -	***1:32.320***	47.710	***2:20.030*** **(1)**	***76.32***		***11:31:31.091***

P19 25 Harrison DAY Suzuki -

IDEAL LAP TIME : 2:22.454 BEST LAP TIME : 2:22.484 DIFFERENCE : 0.030

LAP	SECTOR 1	SECTOR 2	LAP TIME	MPH	DIFF	TIME OF DAY
1 -		49.041	2:33.290	69.72	10.806	11:17:10.045
2 -	1:35.501	49.865	2:25.366	73.52	2.882	11:19:35.411
3 -	1:34.677	48.494	2:23.171 **(3)**	74.65	0.687	11:21:58.582
4 -	***1:33.989***	48.495	***2:22.484*** **(1)**	***75.01***		***11:24:21.066***
5 -	1:34.989	48.999	2:23.988	74.22	1.504	11:26:45.054
6 -	1:36.391	49.567	2:25.958	73.22	3.474	11:29:11.012
7 -	1:34.489	***48.465***	2:22.954 **(2)**	74.76	0.470	11:31:33.966

P20 71 Colin CLUNE Suzuki -

IDEAL LAP TIME : 2:22.045 BEST LAP TIME : 2:22.563 DIFFERENCE : 0.518

LAP	SECTOR 1	SECTOR 2	LAP TIME	MPH	DIFF	TIME OF DAY
1 -		49.171	2:38.561	67.40	15.998	11:17:15.316
2 -	1:35.542	48.870	2:24.412	74.01	1.849	11:19:39.728
3 -	1:34.538	48.104	2:22.642 **(2)**	74.92	0.079	11:22:02.370
4 -	1:34.613	48.487	2:23.100	74.68	0.537	11:24:25.470
5 -	1:34.523	48.040	***2:22.563*** **(1)**	***74.97***		***11:26:48.033***
6 -	***1:34.025***	49.307	2:23.332	74.56	0.769	11:29:11.365
7 -	1:34.762	***48.020***	2:22.782 **(3)**	74.85	0.219	11:31:34.147

P21 16 Geoff LANSDELL Suzuki - EPG Domestic

IDEAL LAP TIME : 2:26.284 BEST LAP TIME : 2:27.728 DIFFERENCE : 1.444

LAP	SECTOR 1	SECTOR 2	LAP TIME	MPH	DIFF	TIME OF DAY
1 -		***49.370***	2:39.003	67.21	11.275	11:17:15.758
2 -	***1:36.914***	50.814	***2:27.728*** **(1)**	***72.34***		***11:19:43.486***
3 -	1:38.663	51.476	2:30.139	71.18	2.411	11:22:13.625
4 -	1:38.452	50.607	2:29.059	71.70	1.331	11:24:42.684
5 -	1:38.138	50.018	2:28.156 **(2)**	72.14	0.428	11:27:10.840
6 -	1:38.107	50.592	2:28.699	71.87	0.971	11:29:39.539
7 -	1:38.181	50.012	2:28.193 **(3)**	72.12	0.465	11:32:07.732

P22 23 Claire BECKETT Suzuki - Cowpers Oak

IDEAL LAP TIME : 2:24.152 BEST LAP TIME : 2:24.486 DIFFERENCE : 0.334

LAP	SECTOR 1	SECTOR 2	LAP TIME	MPH	DIFF	TIME OF DAY

Weather / Track : Cloudy / Drying

Snetterton 300
Circuit Length = 2.9689 miles
Start: 11:14 Flag 11:30 End: 11:32

BMCRC - MRO Championships 2017 - Rnd 10 @ Snetterton 300

MRO Minitwins

RACE 2 - SECTOR ANALYSIS

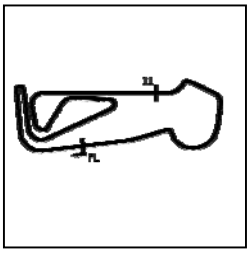

SECTOR 1 = FL to I1, SECTOR 2 = I1 to FL, DIFF = Difference To Personal Best Lap, P = Crossed Finish Line in Pit Lane, D = Time Disallowed

1 -		50.825	2:41.561		66.15	17.075	11:17:18.316
2 -	1:40.069	52.862	2:32.931		69.88	8.445	11:19:51.247
3 -	1:38.834	50.462	2:29.296		71.58	4.810	11:22:20.543
4 -	1:39.431	51.612	2:31.043		70.76	6.557	11:24:51.586
5 -	1:36.979	49.723	2:26.702	**(3)**	72.85	2.216	11:27:18.288
6 -	1:35.987	***48.499***	***2:24.486***	**(1)**	***73.97***		***11:29:42.774***
7 -	***1:35.653***	50.095	2:25.748	**(2)**	73.33	1.262	11:32:08.522

P23 50 Paul ROBSON Suzuki -

IDEAL LAP TIME : 2:26.202 BEST LAP TIME : 2:26.237 DIFFERENCE : 0.035

LAP	SECTOR 1	SECTOR 2	LAP TIME		MPH	DIFF	TIME OF DAY
1 -		50.246	2:38.280		67.52	12.043	11:17:15.035
2 -	1:37.300	50.571	2:27.871		72.27	1.634	11:19:42.906
3 -	1:37.232	50.344	2:27.576	**(3)**	72.42	1.339	11:22:10.482
4 -	1:37.973	58.305	2:36.278		68.39	10.041	11:24:46.760
5 -	1:38.128	50.511	2:28.639		71.90	2.402	11:27:15.399
6 -	1:36.477	***49.760***	***2:26.237***	**(1)**	***73.08***		***11:29:41.636***
7 -	***1:36.442***	50.498	2:26.940	**(2)**	72.73	0.703	11:32:08.576

P24 11 Andrew WELLS Suzuki -

IDEAL LAP TIME : 2:24.708 BEST LAP TIME : 2:24.708 DIFFERENCE : 0.000

LAP	SECTOR 1	SECTOR 2	LAP TIME		MPH	DIFF	TIME OF DAY
1 -		52.213	2:44.575		64.94	19.867	11:17:21.330
2 -	1:41.656	52.314	2:33.970		69.41	9.262	11:19:55.300
3 -	1:39.793	51.394	2:31.187		70.69	6.479	11:22:26.487
4 -	1:38.275	50.503	2:28.778		71.83	4.070	11:24:55.265
5 -	1:36.891	50.136	2:27.027	**(3)**	72.69	2.319	11:27:22.292
6 -	1:36.388	50.086	2:26.474	**(2)**	72.96	1.766	11:29:48.766
7 -	***1:34.651***	***50.057***	***2:24.708***	**(1)**	***73.85***		***11:32:13.474***

P25 48 Shaun WALLIS Suzuki - Watling Tyres

IDEAL LAP TIME : 2:26.397 BEST LAP TIME : 2:26.535 DIFFERENCE : 0.138

LAP	SECTOR 1	SECTOR 2	LAP TIME		MPH	DIFF	TIME OF DAY
1 -		51.850	2:41.372		66.23	14.837	11:17:18.127
2 -	1:40.175	53.060	2:33.235		69.74	6.700	11:19:51.362
3 -	1:39.606	51.107	2:30.713		70.91	4.178	11:22:22.075
4 -	1:38.306	51.663	2:29.969		71.26	3.434	11:24:52.044
5 -	1:38.020	50.362	2:28.382	**(3)**	72.03	1.847	11:27:20.426
6 -	1:36.638	***50.256***	2:26.894	**(2)**	72.76	0.359	11:29:47.320
7 -	***1:36.141***	50.394	***2:26.535***	**(1)**	***72.93***		***11:32:13.855***

P26 94 Daniel ROOTS Suzuki -

IDEAL LAP TIME : 2:29.944 BEST LAP TIME : 2:29.944 DIFFERENCE : 0.000

LAP	SECTOR 1	SECTOR 2	LAP TIME		MPH	DIFF	TIME OF DAY
1 -		52.295	2:45.207		64.69	15.263	11:17:21.962
2 -	1:41.970	52.450	2:34.420		69.21	4.476	11:19:56.382
3 -	1:39.896	51.974	2:31.870	**(3)**	70.37	1.926	11:22:28.252
4 -	1:39.511	51.690	2:31.201	**(2)**	70.68	1.257	11:24:59.453
5 -	***1:38.806***	***51.138***	***2:29.944***	**(1)**	***71.28***		***11:27:29.397***

P27 147 Thomas WATSON Suzuki - Motorsportdays.com TEA Time Racing

IDEAL LAP TIME : 2:21.384 BEST LAP TIME : DIFFERENCE :

LAP	SECTOR 1	SECTOR 2	LAP TIME		MPH	DIFF	TIME OF DAY
1 -		***47.906***	2:31.434		70.57		11:17:08.189

Weather / Track : Cloudy / Drying

Snetterton 300
Circuit Length = 2.9689 miles
Start: 11:14 Flag 11:30 End: 11:32

BMCRC - MRO Championships 2017 - Rnd 10 @ Snetterton 300

MRO Minitwins

RACE 2 - BEST SECTORS

	SECTOR 1			SECTOR 2			IDEAL / BEST COMPARISON					
POS	NO	NAME	TIME	NO	NAME	TIME	POS	NO	NAME	IDEAL	BEST	DIFF
									PERFECT LAP	2:13.974		
1	118	PLUMMER	**1:28.944**	118	PLUMMER	**45.030**	1	118	PLUMMER	2:13.974	2:14.424	0.450
2	21	MITCHELL	**1:29.483**	3	POVAH	**45.912**	2	21	MITCHELL	2:15.456	2:15.573	0.117
3	38	TWYFORD	**1:30.217**	21	MITCHELL	**45.973**	3	661	HARRIS	2:16.655	2:16.727	0.072
4	661	HARRIS	**1:30.357**	661	HARRIS	**46.298**	4	3	POVAH	2:16.756	2:17.042	0.286
5	22	DOWDS	**1:30.384**	142	KENT	**46.362**	5	38	TWYFORD	2:16.766	2:17.070	0.304
6	5	MANTELL	**1:30.489**	5	MANTELL	**46.463**	6	142	KENT	2:16.896	2:17.492	0.596
7	142	KENT	**1:30.534**	38	TWYFORD	**46.549**	7	5	MANTELL	2:16.952	2:17.045	0.093
8	444	WILLIAMS	**1:30.686**	97	PACKHAM	**46.673**	8	22	DOWDS	2:17.286	2:17.415	0.129
9	97	PACKHAM	**1:30.718**	86	WITHERINGTON	**46.788**	9	97	PACKHAM	2:17.391	2:17.693	0.302
10	3	POVAH	**1:30.844**	444	WILLIAMS	**46.817**	10	444	WILLIAMS	2:17.503	2:17.721	0.218
11	69	HUSKINSON	**1:31.659**	69	HUSKINSON	**46.876**	11	69	HUSKINSON	2:18.535	2:19.622	1.087
12	81	MAY	**1:31.700**	22	DOWDS	**46.902**	12	81	MAY	2:18.790	2:18.790	0.000
13	84	BRANCO	**1:31.920**	17	DOWNES	**46.980**	13	84	BRANCO	2:18.928	2:19.168	0.240
14	17	DOWNES	**1:32.137**	84	BRANCO	**47.008**	14	86	WITHERINGTON	2:19.035	2:19.236	0.201
15	86	WITHERINGTON	**1:32.247**	81	MAY	**47.090**	15	17	DOWNES	2:19.117	2:20.065	0.948
16	113	ELKINS	**1:32.320**	155	HARRIS	**47.202**	16	113	ELKINS	2:19.977	2:20.030	0.053
17	155	HARRIS	**1:33.081**	199	CATT	**47.369**	17	155	HARRIS	2:20.283	2:20.367	0.084
18	147	WATSON	**1:33.478**	113	ELKINS	**47.657**	18	199	CATT	2:20.984	2:21.303	0.319
19	199	CATT	**1:33.615**	147	WATSON	**47.906**	19	147	WATSON	2:21.384		
20	25	DAY	**1:33.989**	71	CLUNE	**48.020**	20	71	CLUNE	2:22.045	2:22.563	0.518
21	71	CLUNE	**1:34.025**	25	DAY	**48.465**	21	25	DAY	2:22.454	2:22.484	0.030
22	11	WELLS	**1:34.651**	23	BECKETT	**48.499**	22	23	BECKETT	2:24.152	2:24.486	0.334
23	23	BECKETT	**1:35.653**	16	LANSDELL	**49.370**	23	11	WELLS	2:24.708	2:24.708	0.000
24	48	WALLIS	**1:36.141**	50	ROBSON	**49.760**	24	50	ROBSON	2:26.202	2:26.237	0.035
25	50	ROBSON	**1:36.442**	11	WELLS	**50.057**	25	16	LANSDELL	2:26.284	2:27.728	1.444
26	16	LANSDELL	**1:36.914**	48	WALLIS	**50.256**	26	48	WALLIS	2:26.397	2:26.535	0.138
27	94	ROOTS	**1:38.806**	94	ROOTS	**51.138**	27	94	ROOTS	2:29.944	2:29.944	0.000
28												
29												

Weather / Track : Cloudy / Drying

Snetterton 300
Circuit Length = 2.9689 miles
Start: 11:14 Flag 11:30 End: 11:32

Results can be found at www.tsl-timing.com

Printed - 11:33 Sunday, 08 October 2017

BMCRC - MRO Championships 2017 - Rnd 10 @ Snetterton 300

MRO Minitwins

RACE 11 - GRID (5 Laps)

ROW 12	1		35	54 Adam JAMISON		34	90 Edward WATSON	
ROW 11	33	96 Dan HARRIS	32	101 Jon BARNES		31	57 Ludo FORRER	
ROW 10	30	43 Robert DAVIE	29	26 Glynn DAVIES		28	93 Jack WALLIS	
ROW 9	27	147 Thomas WATSON	26	94 Daniel ROOTS	2:29.944	25	16 Geoff LANSDELL	2:27.728
ROW 8	24	48 Shaun WALLIS 2:26.535	23	50 Paul ROBSON	2:26.237	22	11 Andrew WELLS	2:24.708
ROW 7	21	23 Claire BECKETT	2:24.486	20	71 Colin CLUNE	2:22.563	19	25 Harrison DAY 2:22.484
ROW 6	18	199 Ben CATT 2:21.303	17	155 Richard HARRIS	2:20.367	16	17 Charlie DOWNES	2:20.065
ROW 5	15	113 Sam ELKINS	2:20.030	14	69 Danny HUSKINSON	2:19.622	13	86 Paul WITHERINGTON 2:19.236
ROW 4	12	84 Ricardo BRANCO 2:19.168	11	81 Malvern MAY	2:18.790	10	444 Mark WILLIAMS	2:17.721
ROW 3	9	97 Jake PACKHAM	2:17.693	8	142 Chris KENT	2:17.492	7	22 Dell DOWDS 2:17.415
ROW 2	6	38 David TWYFORD 2:17.070	5	5 Barry MANTELL	2:17.045	4	3 Keith POVAH	2:17.042
ROW 1	3	661 Cameron HARRIS	2:16.727	2	21 Carl MITCHELL	2:15.573	1	118 James PLUMMER 2:14.424

Pole

Snetterton 300
Circuit Length = 2.9689 miles

These results are provisional until the conclusion of any judicial and technical matters.

Clerk Of Course :		Timekeeper :

Results can be found at www.tsl-timing.com

Printed - 11:37 Sunday, 08 October 2017

BMCRC - MRO Championships 2017 - Rnd 10 @ Snetterton 300

MRO Minitwins

RACE 11 - CLASSIFICATION

POS	NO	NAME	ENTRY	LAPS	TIME	GAP	DIFF	MPH	BEST	ON
1	118	**James PLUMMER**	Suzuki - Moremoto	**5**	10:46.321			82.68	**2:07.780**	5
2	142	**Chris KENT**	Suzuki - More moto	**5**	10:46.720	**0.399**	0.399	82.63	**2:07.711**	5
3	38	**David TWYFORD**	Suzuki -	**5**	10:47.524	**1.203**	0.804	82.53	**2:07.085**	2
4	26	**Glynn DAVIES**	Suzuki -	**5**	10:50.455	**4.134**	2.931	82.15	**2:06.117**	5
5	5	**Barry MANTELL**	Suzuki - Swedish car connection	**5**	10:50.568	**4.247**	0.113	82.14	**2:08.662**	2
6	21	**Carl MITCHELL**	Suzuki - Beaute Agri AJL Garden Services	**5**	10:52.245	**5.924**	1.677	81.93	**2:07.338**	5
7	97	**Jake PACKHAM**	Suzuki -	**5**	10:56.321	**10.000**	4.076	81.42	**2:08.274**	5
8	3	**Keith POVAH**	Suzuki -	**5**	10:56.800	**10.479**	0.479	81.36	**2:09.006**	4
9	93	**Jack WALLIS**	Suzuki - Grumpdad and Watling Tyres	**5**	10:57.407	**11.086**	0.607	81.28	**2:07.048**	5
10	661	**Cameron HARRIS**	Suzuki - HARRIS PERFORMANCE	**5**	10:57.982	**11.661**	0.575	81.21	**2:09.411**	4
11	444	**Mark WILLIAMS**	Suzuki - Universal Motorcycle Training	**5**	11:00.232	**13.911**	2.250	80.94	**2:09.892**	4
12	69	**Danny HUSKINSON**	Suzuki - art of racing	**5**	11:00.391	**14.070**	0.159	80.92	**2:09.668**	4
13	86	**Paul WITHERINGTON**	Suzuki - P&R plumbing	**5**	11:03.050	**16.729**	2.659	80.59	**2:10.046**	5
14	22	**Dell DOWDS**	Suzuki -	**5**	11:03.337	**17.016**	0.287	80.56	**2:10.411**	4
15	17	**Charlie DOWNES**	Suzuki - Moremoto GKW Plumbtech	**5**	11:03.359	**17.038**	0.022	80.56	**2:09.672**	4
16	113	**Sam ELKINS**	Suzuki - Me Old Man	**5**	11:05.848	**19.527**	2.489	80.25	**2:11.054**	4
17	84	**Ricardo BRANCO**	Suzuki -	**5**	11:05.890	**19.569**	0.042	80.25	**2:10.625**	4
18	48	**Shaun WALLIS**	Suzuki - Watling Tyres	**5**	11:06.011	**19.690**	0.121	80.23	**2:10.602**	5
19	81	**Malvern MAY**	Suzuki -	**5**	11:07.342	**21.021**	1.331	80.07	**2:10.428**	4
20	155	**Richard HARRIS**	Suzuki - HP Racing	**5**	11:08.358	**22.037**	1.016	79.95	**2:10.109**	5
21	11	**Andrew WELLS**	Suzuki -	**5**	11:16.279	**29.958**	7.921	79.02	**2:12.615**	4
22	96	**Dan HARRIS**	Suzuki - HP Racing	**5**	11:16.410	**30.089**	0.131	79.00	**2:11.684**	4
23	71	**Colin CLUNE**	Suzuki -	**5**	11:18.002	**31.681**	1.592	78.82	**2:12.638**	2
24	199	**Ben CATT**	Suzuki -	**5**	11:18.495	**32.174**	0.493	78.76	**2:12.843**	5
25	147	**Thomas WATSON**	Suzuki - Motorsportdays.com TEA Time Racing	**5**	11:18.905	**32.584**	0.410	78.71	**2:12.609**	2
26	101	**Jon BARNES**	Suzuki - Holder Tree Services	**5**	11:32.216	**45.895**	13.311	77.20	**2:15.068**	5
27	25	**Harrison DAY**	Suzuki -	**5**	11:32.861	**46.540**	0.645	77.13	**2:15.393**	5
28	23	**Claire BECKETT**	Suzuki - Cowpers Oak	**5**	11:47.034	**1:00.713**	14.173	75.58	**2:19.071**	2
29	16	**Geoff LANSDELL**	Suzuki - EPG Domestic	**5**	12:05.091	**1:18.770**	18.057	73.70	**2:22.683**	4
30	43	**Robert DAVIE**	Suzuki -	**5**	12:16.076	**1:29.755**	10.985	72.60	**2:25.044**	4
			NOT CLASSIFIED							
DNF	57	**Ludo FORRER**	Suzuki -	**2**	4:44.041	**3 Laps**	3 Laps	75.25	**2:16.753**	2
DNF	94	**Daniel ROOTS**	Suzuki -	**0**						
			FASTEST LAP							
	26	**Glynn DAVIES**	Suzuki -	**5**	2:06.117	84.74 mph		136.38 kph		

90% of Race Speed = 74.41 mph

Snetterton 300
Circuit Length = 2.9689 miles
Start: 15:12 Flag 15:23 End: 15:24

Weather / Track : Bright / Dry
These results are provisional until the conclusion of any judicial and technical matters.

Clerk Of Course :		Timekeeper :

Results can be found at www.tsl-timing.com

Printed - 15:25 Sunday, 08 October 2017

BMCRC - MRO Championships 2017 - Rnd 10 @ Snetterton 300

MRO Minitwins

RACE 11 - LAP CHART

LAP 1 @ 15:14:43.166

NO	BEHIND	LAP TIME
118		2:14.443
5	0.042	2:14.485
142	0.468	2:14.911
38	2.370	2:16.813
661	2.525	2:16.968
3	3.005	2:17.448
21	3.074	2:17.517
69	4.063	2:18.506
97	4.149	2:18.592
22	4.527	2:18.970
444	5.226	2:19.669
113	5.338	2:19.781
86	5.399	2:19.842
26	5.459	2:19.902
84	5.864	2:20.307
81	6.504	2:20.947
17	6.569	2:21.012
93	7.102	2:21.545
48	7.157	2:21.600
155	8.212	2:22.655
11	9.557	2:24.000
199	9.991	2:24.434
147	10.738	2:25.181
71	10.990	2:25.433
96	12.269	2:26.712
23	12.442	2:26.885
57	12.845	2:27.288
25	13.049	2:27.492
101	13.123	2:27.566
16	17.537	2:31.980
43	18.618	2:33.061

LAP 2 @ 15:16:51.109

NO	BEHIND	LAP TIME
118		2:07.943
142	0.396	2:07.871
5	0.761	2:08.662
38	1.512	2:07.085
21	4.650	2:09.519
661	4.671	2:10.089
3	6.029	2:10.967
97	6.144	2:09.938
69	6.997	2:10.877
26	7.057	2:09.541
444	7.877	2:10.594
22	8.556	2:11.972
113	8.813	2:11.418
93	8.899	2:09.740
86	9.710	2:12.254
17	9.914	2:11.288
84	10.008	2:12.087
48	10.649	2:11.435
81	11.012	2:12.451
155	12.987	2:12.718
11	15.037	2:13.423
147	15.404	2:12.609
199	15.673	2:13.625
71	15.685	2:12.638
96	17.216	2:12.890
57	21.655	2:16.753
101	21.712	2:16.532
25	21.878	2:16.772
23	23.570	2:19.071
16	32.831	2:23.237
43	36.654	2:25.979

LAP 3 @ 15:18:59.385

NO	BEHIND	LAP TIME
118		2:08.276
142	0.313	2:08.193
38	0.373	2:07.137
5	1.189	2:08.704
26	6.664	2:07.883
21	6.683	2:10.309
3	8.075	2:10.322
661	8.176	2:11.781
97	8.263	2:10.395
444	9.784	2:10.183
69	9.935	2:11.214
93	10.700	2:10.077
86	11.666	2:10.232
22	11.791	2:11.511
113	12.421	2:11.884
17	12.479	2:10.841
84	12.913	2:11.181
48	13.702	2:11.329
81	14.371	2:11.635
155	16.743	2:12.032
11	20.091	2:13.330
147	20.582	2:13.454
71	20.668	2:13.259
96	21.175	2:12.235
199	21.284	2:13.887
101	29.390	2:15.954
25	29.983	2:16.381
23	35.627	2:20.333
16	48.012	2:23.457
43	54.689	2:26.311

LAP 4 @ 15:21:07.126

NO	BEHIND	LAP TIME
38		2:07.368
118	0.138	2:07.879
142	0.606	2:08.034
5	2.546	2:09.098
26	5.935	2:07.012
21	6.504	2:07.562
3	9.340	2:09.006
97	9.644	2:09.122
661	9.846	2:09.411
69	11.862	2:09.668
444	11.935	2:09.892
93	11.956	2:08.997
17	14.410	2:09.672
22	14.461	2:10.411
86	14.601	2:10.676
113	15.734	2:11.054
84	15.797	2:10.625
48	17.006	2:11.045
81	17.058	2:10.428
155	19.846	2:10.844
11	24.965	2:12.615
96	25.118	2:11.684
147	26.592	2:13.751
71	26.600	2:13.673
199	27.249	2:13.706
101	38.745	2:17.096
25	39.065	2:16.823
23	48.538	2:20.652
16	1:02.954	2:22.683
43	1:11.992	2:25.044

LAP 5 @ 15:23:15.044

NO	BEHIND	LAP TIME
118		2:07.780
142	0.399	2:07.711
38	1.203	2:09.121
26	4.134	2:06.117
5	4.247	2:09.619
21	5.924	2:07.338
97	10.000	2:08.274
3	10.479	2:09.057
93	11.086	2:07.048
661	11.661	2:09.733
444	13.911	2:09.894
69	14.070	2:10.126
86	16.729	2:10.046
22	17.016	2:10.473
17	17.038	2:10.546
113	19.527	2:11.711
84	19.569	2:11.690
48	19.690	2:10.602
81	21.021	2:11.881
155	22.037	2:10.109
11	29.958	2:12.911
96	30.089	2:12.889
71	31.681	2:12.999
199	32.174	2:12.843
147	32.584	2:13.910
101	45.895	2:15.068
25	46.540	2:15.393
23	1:00.713	2:20.093
16	1:18.770	2:23.734
43	1:29.755	2:25.681

Weather / Track : Bright / Dry

Snetterton 300
Circuit Length = 2.9689 miles
Start: 15:12 Flag 15:23 End: 15:24

Results can be found at www.tsl-timing.com

Printed - 15:27 Sunday, 08 October 2017

BMCRC - MRO Championships 2017 - Rnd 10 @ Snetterton 300

MRO Minitwins

RACE 11 - SECTOR ANALYSIS

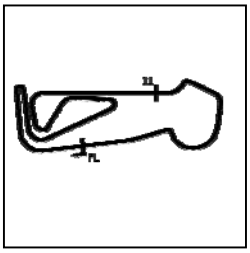

SECTOR 1 = FL to I1, SECTOR 2 = I1 to FL, DIFF = Difference To Personal Best Lap, P = Crossed Finish Line in Pit Lane, D = Time Disallowed

P1 118 James PLUMMER Suzuki - Moremoto

IDEAL LAP TIME : 2:07.000 BEST LAP TIME : 2:07.780 DIFFERENCE : 0.780

LAP	SECTOR 1	SECTOR 2	LAP TIME		MPH	DIFF	TIME OF DAY
1 -		43.270	2:14.443		79.49	6.663	15:14:43.166
2 -	1:25.487	42.456	2:07.943	(3)	83.53	0.163	15:16:51.109
3 -	1:26.005	42.271	2:08.276		83.32	0.496	15:18:59.385
4 -	***1:25.208***	42.671	2:07.879	(2)	83.57	0.099	15:21:07.264
5 -	1:25.988	***41.792***	***2:07.780***	**(1)**	***83.64***		***15:23:15.044***

P2 142 Chris KENT Suzuki - More moto

IDEAL LAP TIME : 2:06.684 BEST LAP TIME : 2:07.711 DIFFERENCE : 1.027

LAP	SECTOR 1	SECTOR 2	LAP TIME		MPH	DIFF	TIME OF DAY
1 -		42.551	2:14.911		79.22	7.200	15:14:43.634
2 -	1:25.107	42.764	2:07.871	(2)	83.58	0.160	15:16:51.505
3 -	1:25.600	42.593	2:08.193		83.37	0.482	15:18:59.698
4 -	***1:25.000***	43.034	2:08.034	(3)	83.47	0.323	15:21:07.732
5 -	1:26.027	***41.684***	***2:07.711***	**(1)**	***83.68***		***15:23:15.443***

P3 38 David TWYFORD Suzuki -

IDEAL LAP TIME : 2:06.862 BEST LAP TIME : 2:07.085 DIFFERENCE : 0.223

LAP	SECTOR 1	SECTOR 2	LAP TIME		MPH	DIFF	TIME OF DAY
1 -		43.443	2:16.813		78.12	9.728	15:14:45.536
2 -	1:24.958	***42.127***	***2:07.085***	**(1)**	***84.10***		***15:16:52.621***
3 -	1:24.886	42.251	2:07.137	(2)	84.06	0.052	15:18:59.758
4 -	***1:24.735***	42.633	2:07.368	(3)	83.91	0.283	15:21:07.126
5 -	1:26.131	42.990	2:09.121		82.77	2.036	15:23:16.247

P4 26 Glynn DAVIES Suzuki -

IDEAL LAP TIME : 2:06.117 BEST LAP TIME : 2:06.117 DIFFERENCE : 0.000

LAP	SECTOR 1	SECTOR 2	LAP TIME		MPH	DIFF	TIME OF DAY
1 -		43.769	2:19.902		76.39	13.785	15:14:48.625
2 -	1:25.867	43.674	2:09.541		82.50	3.424	15:16:58.166
3 -	1:24.501	43.382	2:07.883	(3)	83.57	1.766	15:19:06.049
4 -	1:24.675	42.337	2:07.012	(2)	84.15	0.895	15:21:13.061
5 -	***1:24.091***	***42.026***	***2:06.117***	**(1)**	***84.74***		***15:23:19.178***

P5 5 Barry MANTELL Suzuki - Swedish car connection

IDEAL LAP TIME : 2:08.194 BEST LAP TIME : 2:08.662 DIFFERENCE : 0.468

LAP	SECTOR 1	SECTOR 2	LAP TIME		MPH	DIFF	TIME OF DAY
1 -		42.561	2:14.485		79.47	5.823	15:14:43.208
2 -	1:26.189	***42.473***	***2:08.662***	**(1)**	***83.07***		***15:16:51.870***
3 -	***1:25.721***	42.983	2:08.704	(2)	83.04	0.042	15:19:00.574
4 -	1:26.218	42.880	2:09.098	(3)	82.79	0.436	15:21:09.672
5 -	1:26.586	43.033	2:09.619		82.45	0.957	15:23:19.291

P6 21 Carl MITCHELL Suzuki - Beaute Agri AJL Garden Services

IDEAL LAP TIME : 2:07.115 BEST LAP TIME : 2:07.338 DIFFERENCE : 0.223

LAP	SECTOR 1	SECTOR 2	LAP TIME		MPH	DIFF	TIME OF DAY
1 -		44.190	2:17.517		77.72	10.179	15:14:46.240
2 -	1:26.313	43.206	2:09.519	(3)	82.52	2.181	15:16:55.759
3 -	1:26.809	43.500	2:10.309		82.02	2.971	15:19:06.068
4 -	1:25.075	***42.487***	2:07.562	(2)	83.78	0.224	15:21:13.630
5 -	***1:24.628***	42.710	***2:07.338***	**(1)**	***83.93***		***15:23:20.968***

P7 97 Jake PACKHAM Suzuki -

IDEAL LAP TIME : 2:08.222 BEST LAP TIME : 2:08.274 DIFFERENCE : 0.052

LAP	SECTOR 1	SECTOR 2	LAP TIME	MPH	DIFF	TIME OF DAY

Weather / Track : Bright / Dry

Snetterton 300
Circuit Length = 2.9689 miles
Start: 15:12 Flag 15:23 End: 15:24

BMCRC - MRO Championships 2017 - Rnd 10 @ Snetterton 300

MRO Minitwins

RACE 11 - SECTOR ANALYSIS

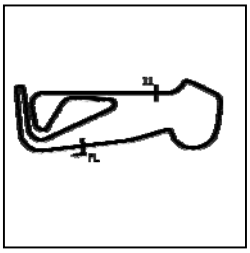

SECTOR 1 = FL to I1, SECTOR 2 = I1 to FL, DIFF = Difference To Personal Best Lap, P = Crossed Finish Line in Pit Lane, D = Time Disallowed

1 -		43.566	2:18.592		77.11	10.318	15:14:47.315
2 -	1:27.091	42.847	2:09.938	(3)	82.25	1.664	15:16:57.253
3 -	1:26.117	44.278	2:10.395		81.96	2.121	15:19:07.648
4 -	***1:25.970***	43.152	2:09.122	(2)	82.77	0.848	15:21:16.770
5 -	1:26.022	***42.252***	***2:08.274***	**(1)**	***83.32***		***15:23:25.044***

P8 3 Keith POVAH — Suzuki -

IDEAL LAP TIME : 2:09.006 BEST LAP TIME : 2:09.006 DIFFERENCE : 0.000

LAP	SECTOR 1	SECTOR 2	LAP TIME		MPH	DIFF	TIME OF DAY
1 -		43.601	2:17.448		77.76	8.442	15:14:46.171
2 -	1:27.537	43.430	2:10.967		81.60	1.961	15:16:57.138
3 -	1:26.181	44.141	2:10.322	(3)	82.01	1.316	15:19:07.460
4 -	***1:26.118***	***42.888***	***2:09.006***	**(1)**	***82.84***		***15:21:16.466***
5 -	1:26.162	42.895	2:09.057	(2)	82.81	0.051	15:23:25.523

P9 93 Jack WALLIS — Suzuki - Grumpdad and Watling Tyres

IDEAL LAP TIME : 2:07.048 BEST LAP TIME : 2:07.048 DIFFERENCE : 0.000

LAP	SECTOR 1	SECTOR 2	LAP TIME		MPH	DIFF	TIME OF DAY
1 -		43.702	2:21.545		75.51	14.497	15:14:50.268
2 -	1:26.623	43.117	2:09.740	(3)	82.38	2.692	15:17:00.008
3 -	1:27.298	42.779	2:10.077		82.16	3.029	15:19:10.085
4 -	1:25.967	43.030	2:08.997	(2)	82.85	1.949	15:21:19.082
5 -	***1:24.747***	***42.301***	***2:07.048***	**(1)**	***84.12***		***15:23:26.130***

P10 661 Cameron HARRIS — Suzuki - HARRIS PERFORMANCE

IDEAL LAP TIME : 2:09.235 BEST LAP TIME : 2:09.411 DIFFERENCE : 0.176

LAP	SECTOR 1	SECTOR 2	LAP TIME		MPH	DIFF	TIME OF DAY
1 -		43.596	2:16.968		78.03	7.557	15:14:45.691
2 -	***1:26.557***	43.532	2:10.089	(3)	82.15	0.678	15:16:55.780
3 -	1:26.851	44.930	2:11.781		81.10	2.370	15:19:07.561
4 -	1:26.733	***42.678***	***2:09.411***	**(1)**	***82.59***		***15:21:16.972***
5 -	1:26.917	42.816	2:09.733	(2)	82.38	0.322	15:23:26.705

P11 444 Mark WILLIAMS — Suzuki - Universal Motorcycle Training

IDEAL LAP TIME : 2:09.748 BEST LAP TIME : 2:09.892 DIFFERENCE : 0.144

LAP	SECTOR 1	SECTOR 2	LAP TIME		MPH	DIFF	TIME OF DAY
1 -		44.431	2:19.669		76.52	9.777	15:14:48.392
2 -	1:27.017	43.577	2:10.594		81.84	0.702	15:16:58.986
3 -	1:26.716	43.467	2:10.183	(3)	82.10	0.291	15:19:09.169
4 -	1:26.743	***43.149***	***2:09.892***	**(1)**	***82.28***		***15:21:19.061***
5 -	***1:26.599***	43.295	2:09.894	(2)	82.28	0.002	15:23:28.955

P12 69 Danny HUSKINSON — Suzuki - art of racing

IDEAL LAP TIME : 2:09.475 BEST LAP TIME : 2:09.668 DIFFERENCE : 0.193

LAP	SECTOR 1	SECTOR 2	LAP TIME		MPH	DIFF	TIME OF DAY
1 -		43.676	2:18.506		77.16	8.838	15:14:47.229
2 -	1:27.106	43.771	2:10.877	(3)	81.66	1.209	15:16:58.106
3 -	1:27.652	43.562	2:11.214		81.45	1.546	15:19:09.320
4 -	1:26.597	***43.071***	***2:09.668***	**(1)**	***82.42***		***15:21:18.988***
5 -	***1:26.404***	43.722	2:10.126	(2)	82.13	0.458	15:23:29.114

P13 86 Paul WITHERINGTON — Suzuki - P&R plumbing

IDEAL LAP TIME : 2:09.887 BEST LAP TIME : 2:10.046 DIFFERENCE : 0.159

LAP	SECTOR 1	SECTOR 2	LAP TIME		MPH	DIFF	TIME OF DAY
1 -		43.757	2:19.842		76.42	9.796	15:14:48.565
2 -	1:27.402	44.852	2:12.254		80.81	2.208	15:17:00.819
3 -	***1:26.748***	43.484	2:10.232	(2)	82.06	0.186	15:19:11.051
4 -	1:27.537	***43.139***	2:10.676	(3)	81.79	0.630	15:21:21.727

Weather / Track : Bright / Dry

Snetterton 300
Circuit Length = 2.9689 miles
Start: 15:12 Flag 15:23 End: 15:24

BMCRC - MRO Championships 2017 - Rnd 10 @ Snetterton 300

MRO Minitwins

RACE 11 - SECTOR ANALYSIS

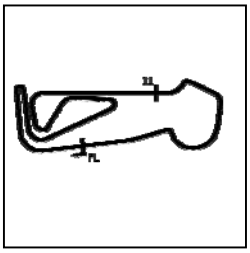

SECTOR 1 = FL to I1, SECTOR 2 = I1 to FL, DIFF = Difference To Personal Best Lap, P = Crossed Finish Line in Pit Lane, D = Time Disallowed

5 -	1:26.778	43.268	***2:10.046***	**(1)**	***82.18***	***15:23:31.773***

P14 22 Dell DOWDS Suzuki -

IDEAL LAP TIME : 2:09.529 BEST LAP TIME : 2:10.411 DIFFERENCE : 0.882

LAP	SECTOR 1	SECTOR 2	LAP TIME		MPH	DIFF	TIME OF DAY
1 -		44.345	2:18.970		76.90	8.559	15:14:47.693
2 -	1:27.715	44.257	2:11.972		80.98	1.561	15:16:59.665
3 -	1:27.603	43.908	2:11.511	**(3)**	81.27	1.100	15:19:11.176
4 -	1:27.301	***43.110***	***2:10.411***	**(1)**	***81.95***		***15:21:21.587***
5 -	***1:26.419***	44.054	2:10.473	**(2)**	81.91	0.062	15:23:32.060

P15 17 Charlie DOWNES Suzuki - Moremoto GKW Plumbtech

IDEAL LAP TIME : 2:09.672 BEST LAP TIME : 2:09.672 DIFFERENCE : 0.000

LAP	SECTOR 1	SECTOR 2	LAP TIME		MPH	DIFF	TIME OF DAY
1 -		43.847	2:21.012		75.79	11.340	15:14:49.735
2 -	1:27.641	43.647	2:11.288		81.40	1.616	15:17:01.023
3 -	1:27.089	43.752	2:10.841	**(3)**	81.68	1.169	15:19:11.864
4 -	***1:26.478***	***43.194***	***2:09.672***	**(1)**	***82.42***		***15:21:21.536***
5 -	1:27.000	43.546	2:10.546	**(2)**	81.87	0.874	15:23:32.082

P16 113 Sam ELKINS Suzuki - Me Old Man

IDEAL LAP TIME : 2:10.862 BEST LAP TIME : 2:11.054 DIFFERENCE : 0.192

LAP	SECTOR 1	SECTOR 2	LAP TIME		MPH	DIFF	TIME OF DAY
1 -		44.414	2:19.781		76.46	8.727	15:14:48.504
2 -	***1:27.118***	44.300	2:11.418	**(2)**	81.32	0.364	15:16:59.922
3 -	1:27.549	44.335	2:11.884		81.04	0.830	15:19:11.806
4 -	1:27.310	***43.744***	***2:11.054***	**(1)**	***81.55***		***15:21:22.860***
5 -	1:27.633	44.078	2:11.711	**(3)**	81.14	0.657	15:23:34.571

P17 84 Ricardo BRANCO Suzuki -

IDEAL LAP TIME : 2:10.592 BEST LAP TIME : 2:10.625 DIFFERENCE : 0.033

LAP	SECTOR 1	SECTOR 2	LAP TIME		MPH	DIFF	TIME OF DAY
1 -		44.021	2:20.307		76.17	9.682	15:14:49.030
2 -	1:27.992	44.095	2:12.087		80.91	1.462	15:17:01.117
3 -	***1:27.220***	43.961	2:11.181	**(2)**	81.47	0.556	15:19:12.298
4 -	1:27.253	***43.372***	***2:10.625***	**(1)**	***81.82***		***15:21:22.923***
5 -	1:27.442	44.248	2:11.690	**(3)**	81.16	1.065	15:23:34.613

P18 48 Shaun WALLIS Suzuki - Watling Tyres

IDEAL LAP TIME : 2:10.564 BEST LAP TIME : 2:10.602 DIFFERENCE : 0.038

LAP	SECTOR 1	SECTOR 2	LAP TIME		MPH	DIFF	TIME OF DAY
1 -		44.313	2:21.600		75.48	10.998	15:14:50.323
2 -	1:27.358	44.077	2:11.435		81.31	0.833	15:17:01.758
3 -	1:27.409	***43.920***	2:11.329	**(3)**	81.38	0.727	15:19:13.087
4 -	1:26.782	44.263	2:11.045	**(2)**	81.56	0.443	15:21:24.132
5 -	***1:26.644***	43.958	***2:10.602***	**(1)**	***81.83***		***15:23:34.734***

P19 81 Malvern MAY Suzuki -

IDEAL LAP TIME : 2:10.047 BEST LAP TIME : 2:10.428 DIFFERENCE : 0.381

LAP	SECTOR 1	SECTOR 2	LAP TIME		MPH	DIFF	TIME OF DAY
1 -		44.814	2:20.947		75.83	10.519	15:14:49.670
2 -	1:28.023	44.428	2:12.451		80.69	2.023	15:17:02.121
3 -	1:27.207	44.428	2:11.635	**(2)**	81.19	1.207	15:19:13.756
4 -	***1:26.554***	43.874	***2:10.428***	**(1)**	***81.94***		***15:21:24.184***
5 -	1:28.388	***43.493***	2:11.881	**(3)**	81.04	1.453	15:23:36.065

Weather / Track : Bright / Dry

Snetterton 300
Circuit Length = 2.9689 miles
Start: 15:12 Flag 15:23 End: 15:24

BMCRC - MRO Championships 2017 - Rnd 10 @ Snetterton 300

MRO Minitwins

RACE 11 - SECTOR ANALYSIS

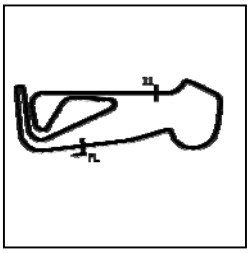

SECTOR 1 = FL to I1, SECTOR 2 = I1 to FL, DIFF = Difference To Personal Best Lap, P = Crossed Finish Line in Pit Lane, D = Time Disallowed

P20 155 Richard HARRIS Suzuki - HP Racing

IDEAL LAP TIME : 2:10.109 BEST LAP TIME : 2:10.109 DIFFERENCE : 0.000

LAP	SECTOR 1	SECTOR 2	LAP TIME	MPH	DIFF	TIME OF DAY
1 -		44.790	2:22.655	74.92	12.546	15:14:51.378
2 -	1:28.364	44.354	2:12.718	80.53	2.609	15:17:04.096
3 -	1:27.868	44.164	2:12.032 **(3)**	80.95	1.923	15:19:16.128
4 -	1:27.278	43.566	2:10.844 **(2)**	81.68	0.735	15:21:26.972
5 -	***1:26.839***	***43.270***	***2:10.109*** **(1)**	***82.14***		***15:23:37.081***

P21 11 Andrew WELLS Suzuki -

IDEAL LAP TIME : 2:12.476 BEST LAP TIME : 2:12.615 DIFFERENCE : 0.139

LAP	SECTOR 1	SECTOR 2	LAP TIME	MPH	DIFF	TIME OF DAY
1 -		44.976	2:24.000	74.22	11.385	15:14:52.723
2 -	1:28.736	44.687	2:13.423	80.10	0.808	15:17:06.146
3 -	1:28.475	44.855	2:13.330 **(3)**	80.16	0.715	15:19:19.476
4 -	1:28.355	***44.260***	***2:12.615*** **(1)**	***80.59***		***15:21:32.091***
5 -	***1:28.216***	44.695	2:12.911 **(2)**	80.41	0.296	15:23:45.002

P22 96 Dan HARRIS Suzuki - HP Racing

IDEAL LAP TIME : 2:11.684 BEST LAP TIME : 2:11.684 DIFFERENCE : 0.000

LAP	SECTOR 1	SECTOR 2	LAP TIME	MPH	DIFF	TIME OF DAY
1 -		45.687	2:26.712	72.85	15.028	15:14:55.435
2 -	1:28.650	44.240	2:12.890	80.42	1.206	15:17:08.325
3 -	1:28.162	44.073	2:12.235 **(2)**	80.82	0.551	15:19:20.560
4 -	***1:28.041***	***43.643***	***2:11.684*** **(1)**	***81.16***		***15:21:32.244***
5 -	1:28.832	44.057	2:12.889 **(3)**	80.42	1.205	15:23:45.133

P23 71 Colin CLUNE Suzuki -

IDEAL LAP TIME : 2:12.322 BEST LAP TIME : 2:12.638 DIFFERENCE : 0.316

LAP	SECTOR 1	SECTOR 2	LAP TIME	MPH	DIFF	TIME OF DAY
1 -		44.713	2:25.433	73.49	12.795	15:14:54.156
2 -	***1:28.359***	44.279	***2:12.638*** **(1)**	***80.58***		***15:17:06.794***
3 -	1:29.137	44.122	2:13.259 **(3)**	80.20	0.621	15:19:20.053
4 -	1:29.664	44.009	2:13.673	79.95	1.035	15:21:33.726
5 -	1:29.036	***43.963***	2:12.999 **(2)**	80.36	0.361	15:23:46.725

P24 199 Ben CATT Suzuki -

IDEAL LAP TIME : 2:12.703 BEST LAP TIME : 2:12.843 DIFFERENCE : 0.140

LAP	SECTOR 1	SECTOR 2	LAP TIME	MPH	DIFF	TIME OF DAY
1 -		44.548	2:24.434	73.99	11.591	15:14:53.157
2 -	***1:28.771***	44.854	2:13.625 **(2)**	79.98	0.782	15:17:06.782
3 -	1:29.229	44.658	2:13.887	79.82	1.044	15:19:20.669
4 -	1:29.258	44.448	2:13.706 **(3)**	79.93	0.863	15:21:34.375
5 -	1:28.911	***43.932***	***2:12.843*** **(1)**	***80.45***		***15:23:47.218***

P25 147 Thomas WATSON Suzuki - Motorsportdays.com TEA Time Racing

IDEAL LAP TIME : 2:12.192 BEST LAP TIME : 2:12.609 DIFFERENCE : 0.417

LAP	SECTOR 1	SECTOR 2	LAP TIME	MPH	DIFF	TIME OF DAY
1 -		44.744	2:25.181	73.61	12.572	15:14:53.904
2 -	***1:28.007***	44.602	***2:12.609*** **(1)**	***80.59***		***15:17:06.513***
3 -	1:28.896	44.558	2:13.454 **(2)**	80.08	0.845	15:19:19.967
4 -	1:29.163	44.588	2:13.751 **(3)**	79.91	1.142	15:21:33.718
5 -	1:29.725	***44.185***	2:13.910	79.81	1.301	15:23:47.628

P26 101 Jon BARNES Suzuki - Holder Tree Services

IDEAL LAP TIME : 2:15.068 BEST LAP TIME : 2:15.068 DIFFERENCE : 0.000

LAP	SECTOR 1	SECTOR 2	LAP TIME	MPH	DIFF	TIME OF DAY

Weather / Track : Bright / Dry

Snetterton 300
Circuit Length = 2.9689 miles
Start: 15:12 Flag 15:23 End: 15:24

BMCRC - MRO Championships 2017 - Rnd 10 @ Snetterton 300

MRO Minitwins

RACE 11 - SECTOR ANALYSIS

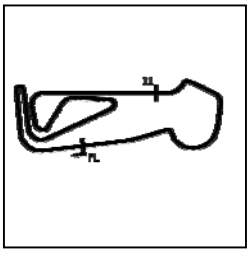

SECTOR 1 = FL to I1, SECTOR 2 = I1 to FL, DIFF = Difference To Personal Best Lap, P = Crossed Finish Line in Pit Lane, D = Time Disallowed

1 -		45.468	2:27.566		72.42	12.498	15:14:56.289
2 -	1:30.826	45.706	2:16.532	(3)	78.28	1.464	15:17:12.821
3 -	1:30.688	45.266	2:15.954	(2)	78.61	0.886	15:19:28.775
4 -	1:31.467	45.629	2:17.096		77.96	2.028	15:21:45.871
5 -	***1:30.260***	***44.808***	***2:15.068***	**(1)**	***79.13***		***15:24:00.939***

P27 25 Harrison DAY Suzuki -

IDEAL LAP TIME : 2:15.346 BEST LAP TIME : 2:15.393 DIFFERENCE : 0.047

LAP	SECTOR 1	SECTOR 2	LAP TIME		MPH	DIFF	TIME OF DAY
1 -		46.075	2:27.492		72.46	12.099	15:14:56.215
2 -	1:31.159	45.613	2:16.772	(3)	78.14	1.379	15:17:12.987
3 -	1:31.236	***45.145***	2:16.381	(2)	78.36	0.988	15:19:29.368
4 -	1:31.146	45.677	2:16.823		78.11	1.430	15:21:46.191
5 -	***1:30.201***	45.192	***2:15.393***	**(1)**	***78.94***		***15:24:01.584***

P28 23 Claire BECKETT Suzuki - Cowpers Oak

IDEAL LAP TIME : 2:18.943 BEST LAP TIME : 2:19.071 DIFFERENCE : 0.128

LAP	SECTOR 1	SECTOR 2	LAP TIME		MPH	DIFF	TIME OF DAY
1 -		46.584	2:26.885		72.76	7.814	15:14:55.608
2 -	1:33.111	***45.960***	***2:19.071***	**(1)**	***76.85***		***15:17:14.679***
3 -	***1:32.983***	47.350	2:20.333	(3)	76.16	1.262	15:19:35.012
4 -	1:33.580	47.072	2:20.652		75.98	1.581	15:21:55.664
5 -	1:33.150	46.943	2:20.093	(2)	76.29	1.022	15:24:15.757

P29 16 Geoff LANSDELL Suzuki - EPG Domestic

IDEAL LAP TIME : 2:22.339 BEST LAP TIME : 2:22.683 DIFFERENCE : 0.344

LAP	SECTOR 1	SECTOR 2	LAP TIME		MPH	DIFF	TIME OF DAY
1 -		***47.554***	2:31.980		70.32	9.297	15:15:00.703
2 -	1:35.329	47.908	2:23.237	(2)	74.61	0.554	15:17:23.940
3 -	1:35.700	47.757	2:23.457	(3)	74.50	0.774	15:19:47.397
4 -	***1:34.785***	47.898	***2:22.683***	**(1)**	***74.90***		***15:22:10.080***
5 -	1:35.348	48.386	2:23.734		74.36	1.051	15:24:33.814

P30 43 Robert DAVIE Suzuki -

IDEAL LAP TIME : 2:24.777 BEST LAP TIME : 2:25.044 DIFFERENCE : 0.267

LAP	SECTOR 1	SECTOR 2	LAP TIME		MPH	DIFF	TIME OF DAY
1 -		***48.203***	2:33.061		69.82	8.017	15:15:01.784
2 -	1:36.766	49.213	2:25.979	(3)	73.21	0.935	15:17:27.763
3 -	1:37.025	49.286	2:26.311		73.05	1.267	15:19:54.074
4 -	***1:36.574***	48.470	***2:25.044***	**(1)**	***73.68***		***15:22:19.118***
5 -	1:36.666	49.015	2:25.681	(2)	73.36	0.637	15:24:44.799

P31 57 Ludo FORRER Suzuki -

IDEAL LAP TIME : 2:16.753 BEST LAP TIME : 2:16.753 DIFFERENCE : 0.000

LAP	SECTOR 1	SECTOR 2	LAP TIME		MPH	DIFF	TIME OF DAY
1 -		46.231	2:27.288		72.56	10.535	15:14:56.011
2 -	***1:30.949***	***45.804***	***2:16.753***	**(1)**	***78.15***		***15:17:12.764***

Weather / Track : Bright / Dry

Snetterton 300
Circuit Length = 2.9689 miles
Start: 15:12 Flag 15:23 End: 15:24

BMCRC - MRO Championships 2017 - Rnd 10 @ Snetterton 300

MRO Minitwins

RACE 11 - BEST SECTORS

SECTOR 1				SECTOR 2				IDEAL / BEST COMPARISON					
POS	NO	NAME	TIME	NO	NAME	TIME		POS	NO	NAME	IDEAL	BEST	DIFF
										PERFECT LAP	2:05.775		
1	26	DAVIES	**1:24.091**	142	KENT	**41.684**		1	26	DAVIES	2:06.117	2:06.117	0.000
2	21	MITCHELL	**1:24.628**	118	PLUMMER	**41.792**		2	142	KENT	2:06.684	2:07.711	1.027
3	38	TWYFORD	**1:24.735**	26	DAVIES	**42.026**		3	38	TWYFORD	2:06.862	2:07.085	0.223
4	93	WALLIS	**1:24.747**	38	TWYFORD	**42.127**		4	118	PLUMMER	2:07.000	2:07.780	0.780
5	142	KENT	**1:25.000**	97	PACKHAM	**42.252**		5	93	WALLIS	2:07.048	2:07.048	0.000
6	118	PLUMMER	**1:25.208**	93	WALLIS	**42.301**		6	21	MITCHELL	2:07.115	2:07.338	0.223
7	5	MANTELL	**1:25.721**	5	MANTELL	**42.473**		7	5	MANTELL	2:08.194	2:08.662	0.468
8	97	PACKHAM	**1:25.970**	21	MITCHELL	**42.487**		8	97	PACKHAM	2:08.222	2:08.274	0.052
9	3	POVAH	**1:26.118**	661	HARRIS	**42.678**		9	3	POVAH	2:09.006	2:09.006	0.000
10	69	HUSKINSON	**1:26.404**	3	POVAH	**42.888**		10	661	HARRIS	2:09.235	2:09.411	0.176
11	22	DOWDS	**1:26.419**	69	HUSKINSON	**43.071**		11	69	HUSKINSON	2:09.475	2:09.668	0.193
12	17	DOWNES	**1:26.478**	22	DOWDS	**43.110**		12	22	DOWDS	2:09.529	2:10.411	0.882
13	81	MAY	**1:26.554**	86	WITHERINGTON	**43.139**		13	17	DOWNES	2:09.672	2:09.672	0.000
14	661	HARRIS	**1:26.557**	444	WILLIAMS	**43.149**		14	444	WILLIAMS	2:09.748	2:09.892	0.144
15	444	WILLIAMS	**1:26.599**	17	DOWNES	**43.194**		15	86	WITHERINGTON	2:09.887	2:10.046	0.159
16	48	WALLIS	**1:26.644**	155	HARRIS	**43.270**		16	81	MAY	2:10.047	2:10.428	0.381
17	86	WITHERINGTON	**1:26.748**	84	BRANCO	**43.372**		17	155	HARRIS	2:10.109	2:10.109	0.000
18	155	HARRIS	**1:26.839**	81	MAY	**43.493**		18	48	WALLIS	2:10.564	2:10.602	0.038
19	113	ELKINS	**1:27.118**	96	HARRIS	**43.643**		19	84	BRANCO	2:10.592	2:10.625	0.033
20	84	BRANCO	**1:27.220**	113	ELKINS	**43.744**		20	113	ELKINS	2:10.862	2:11.054	0.192
21	147	WATSON	**1:28.007**	48	WALLIS	**43.920**		21	96	HARRIS	2:11.684	2:11.684	0.000
22	96	HARRIS	**1:28.041**	199	CATT	**43.932**		22	147	WATSON	2:12.192	2:12.609	0.417
23	11	WELLS	**1:28.216**	71	CLUNE	**43.963**		23	71	CLUNE	2:12.322	2:12.638	0.316
24	71	CLUNE	**1:28.359**	147	WATSON	**44.185**		24	11	WELLS	2:12.476	2:12.615	0.139
25	199	CATT	**1:28.771**	11	WELLS	**44.260**		25	199	CATT	2:12.703	2:12.843	0.140
26	25	DAY	**1:30.201**	101	BARNES	**44.808**		26	101	BARNES	2:15.068	2:15.068	0.000
27	101	BARNES	**1:30.260**	25	DAY	**45.145**		27	25	DAY	2:15.346	2:15.393	0.047
28	57	FORRER	**1:30.949**	57	FORRER	**45.804**		28	57	FORRER	2:16.753	2:16.753	0.000
29	23	BECKETT	**1:32.983**	23	BECKETT	**45.960**		29	23	BECKETT	2:18.943	2:19.071	0.128
30	16	LANSDELL	**1:34.785**	16	LANSDELL	**47.554**		30	16	LANSDELL	2:22.339	2:22.683	0.344
31	43	DAVIE	**1:36.574**	43	DAVIE	**48.203**		31	43	DAVIE	2:24.777	2:25.044	0.267
32													

Weather / Track : Bright / Dry

Snetterton 300
Circuit Length = 2.9689 miles
Start: 15:12 Flag 15:23 End: 15:24

Results can be found at www.tsl-timing.com

Printed - 15:26 Sunday, 08 October 2017

BMCRC-MRO Championships 2017 supported by Dickies

MRO Powerbikes inc Clubman 1000

Snetterton 300

7th & 8th October 2017

Results Provided by Timing Solutions Ltd
www.tsl-timing.com

Snetterton 300

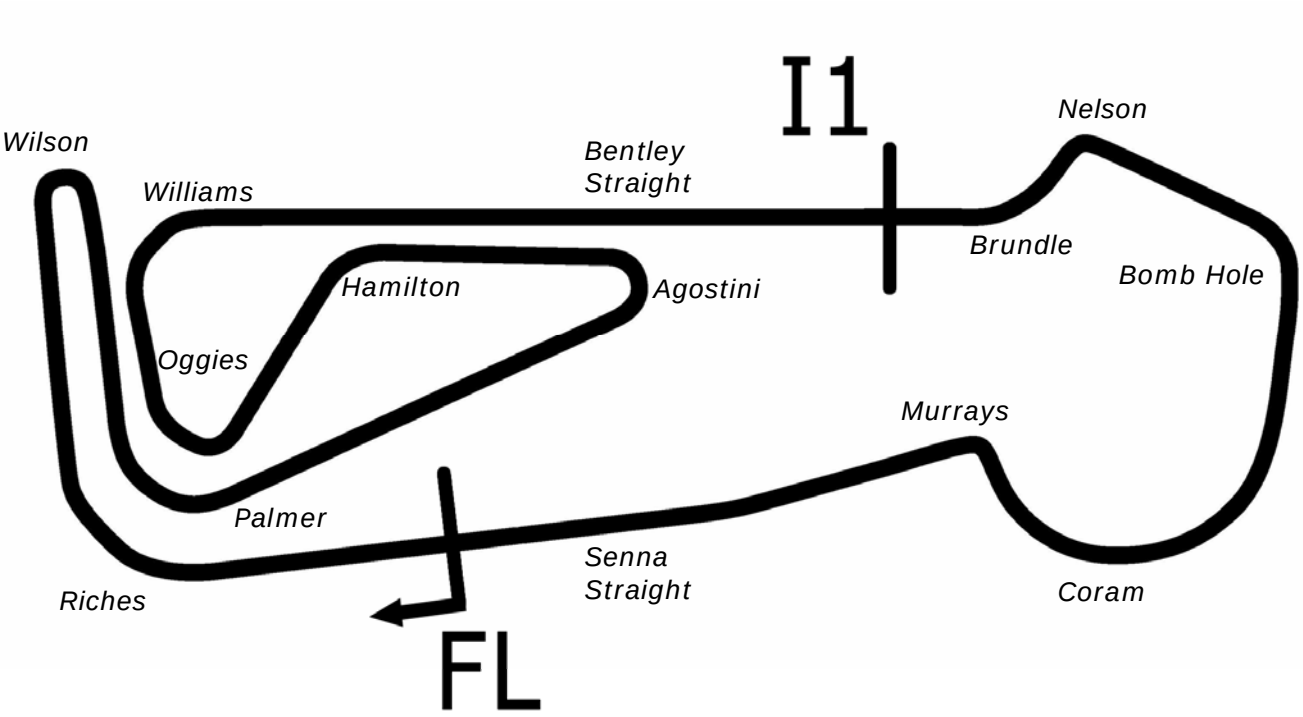

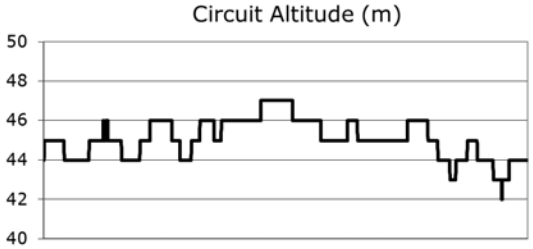

Length	2.9689 miles	4778.0 m	
FL		52.46340 N	0.94476 E
I1	3198m	52.46617 N	0.94964 E
Pit Entry	4572m	52.46364 N	0.94774 E
Pit Exit	40m after FL	52.46338 N	0.94420 E

Pit Entry–Pit Exit 246m, 14.7s @60kph, 11.0s @80kph

All results available at www.tsl-timing.com

BMCRC - MRO Championships 2017 - Rnd 10 @ Snetterton 300

BG Products MRO Powerbikes inc Clubman 1000

QUALIFYING - CLASSIFICATION

POS	NO	CL	PIC	NAME	ENTRY	TIME	ON	LAPS	GAP	DIFF	MPH
1	**10**		1	**Joe MORPHETT**	Yamaha - LID365.com / ePayMe	**2:15.635**	7	7			78.80
2	**1**		2	**Colin PARKER**	Yamaha - Global Robots	**2:17.858**	6	8	**2.223**	2.223	77.52
3	**2**		3	**Peter BAKER**	Kawasaki -	**2:19.910**	7	8	**4.275**	2.052	76.39
4	**5**	C	1	**Kyle O'DONOVAN**	Yamaha - Global Robots	**2:21.235**	8	8	**5.600**	1.325	75.67
5	**3**		4	**Jack CROUCHER**	Yamaha - Global Robots	**2:21.996**	5	5	**6.361**	0.761	75.27
6	**62**	C	2	**Kevin SILVAIN**	Kawasaki - KSAUTOS	**2:22.268**	2	3	**6.633**	0.272	75.12
7	**71**	C	3	**Tom NORTON**	Kawasaki -	**2:24.507**	6	7	**8.872**	2.239	73.96
8	**55**		5	**Paul GARNER**	Yamaha - A51 Racing	**2:25.442**	4	5	**9.807**	0.935	73.48
9	**52**	C	4	**Lee BARRETT**	Kawasaki - LKJ contract cleaning & dad/mum	**2:26.671**	6	7	**11.036**	1.229	72.87
10	**72**		6	**Michael O'BRIEN**	Yamaha -	**2:26.840**	7	7	**11.205**	0.169	72.78
11	**142**	C	5	**Ross BARNES**	Kawasaki - FPRacing/Chasbikes	**2:27.203**	8	8	**11.568**	0.363	72.60
12	**14**	C	6	**Steven YOUNG**	Honda - WDE Recruitment	**2:27.558**	2	2	**11.923**	0.355	72.43
13	**57**	C	7	**David MILLS**	Kawasaki - A51 Racing	**2:27.592**	8	8	**11.957**	0.034	72.41
14	**277**		7	**Adrian AVERRE**	Yamaha - Ryders Alley Racing	**2:27.765**	7	8	**12.130**	0.173	72.33
15	**8**		8	**John COUGHLAN**	Aprilia - BIKERSWORLD	**2:28.503**	6	7	**12.868**	0.738	71.97
16	**24**		9	**Alan SMITH**	Kawasaki - Orwells Mcs	**2:30.044**	7	7	**14.409**	1.541	71.23
17	**12**		10	**David COMBRINCK**	Honda -	**2:33.281**	6	7	**17.646**	3.237	69.72
18	**41**		11	**David ABRAHAM**	Kawasaki - Cambridge Motorcycles	**2:36.154**	4	5	**20.519**	2.873	68.44
19	**7**	C	8	**John DAVIS**	Yamaha -	**2:38.053**	7	7	**22.418**	1.899	67.62
20	**76**		12	**Jason BYARD**	Yamaha - May Construction	**2:39.669**	2	2	**24.034**	1.616	66.93
21	**64**	C	9	**Barry CHAMBERLAIN**	Suzuki - Goldline Maintenance Services	**2:40.023**	1	1	**24.388**	0.354	66.79
22	**44**		13	**Kevan BARRETT**	Kawasaki - LKJ Contracts	**2:44.525**	6	6	**28.890**	4.502	64.96

Snetterton 300
Circuit Length = 2.9689 miles
Start: 10:04 Flag 10:28 End: 10:30

Weather / Track : Cloudy / Wet

These results are provisional until the conclusion of any judicial and technical matters.

Clerk Of Course :		Timekeeper :

Results can be found at www.tsl-timing.com

Printed - 10:31 Saturday, 07 October 2017

BMCRC - MRO Championships 2017 - Rnd 10 @ Snetterton 300

BG Products MRO Powerbikes inc Clubman 1000

QUALIFYING - SECTOR ANALYSIS

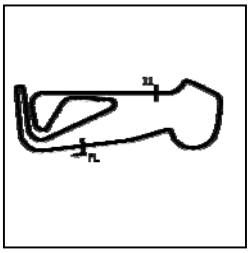

SECTOR 1 = FL to I1, SECTOR 2 = I1 to FL, DIFF = Difference To Personal Best Lap, P = Crossed Finish Line in Pit Lane, D = Time Disallowed

P1 10 Joe MORPHETT Yamaha - LID365.com / ePayMe

IDEAL LAP TIME : 2:15.635 BEST LAP TIME : 2:15.635 DIFFERENCE : 0.000

LAP	SECTOR 1	SECTOR 2	LAP TIME	MPH	DIFF	TIME OF DAY
1 -	1:37.312	48.517	2:25.829	73.29	10.194	10:07:20.113
2 -	1:34.046	46.150	2:20.196	76.23	4.561	10:09:40.309
3 -	3:56.982	46.795	10:34.415	16.84	8:18.780	10:20:14.724
4 -	1:32.207	46.201	2:18.408	77.22	2.773	10:22:33.132
5 -	1:31.688	45.902	2:17.590 **(3)**	77.68	1.955	10:24:50.722
6 -	1:30.234	45.626	2:15.860 **(2)**	78.66	0.225	10:27:06.582
7 -	***1:30.117***	***45.518***	***2:15.635*** **(1)**	***78.80***		***10:29:22.217***

P2 1 Colin PARKER Yamaha - Global Robots

IDEAL LAP TIME : 2:17.858 BEST LAP TIME : 2:17.858 DIFFERENCE : 0.000

LAP	SECTOR 1	SECTOR 2	LAP TIME	MPH	DIFF	TIME OF DAY
1 -	1:46.112	50.222	2:36.334	68.36	18.476	10:07:37.477
2 -	1:35.984	47.130	2:23.114	74.68	5.256	10:10:00.591
3 -	1:32.783	6:19.762	7:52.545	22.61	5:34.687	10:17:53.136
4 -	1:42.225	47.640	2:29.865	71.31	12.007	10:20:23.001
5 -	1:33.062	46.557	2:19.619 **(3)**	76.55	1.761	10:22:42.620
6 -	***1:31.624***	***46.234***	***2:17.858*** **(1)**	***77.52***		***10:25:00.478***
7 -	1:31.722	46.956	2:18.678 **(2)**	77.07	0.820	10:27:19.156
8 -	1:46.580	1:01.869	2:48.449	63.44	30.591	10:30:07.605

P3 2 Peter BAKER Kawasaki -

IDEAL LAP TIME : 2:18.546 BEST LAP TIME : 2:19.910 DIFFERENCE : 1.364

LAP	SECTOR 1	SECTOR 2	LAP TIME	MPH	DIFF	TIME OF DAY
1 -	1:43.916	49.586	2:33.502	69.62	13.592	10:07:35.855
2 -	1:33.980	46.691	2:20.671 **(3)**	75.97	0.761	10:09:56.526
3 -			8:00.366	22.24	5:40.456	10:17:56.892
4 -	1:49.102	48.994	2:38.096	67.60	18.186	10:20:34.988
5 -	1:35.559	47.628	2:23.187	74.64	3.277	10:22:58.175
6 -	1:34.537	46.522	2:21.059	75.77	1.149	10:25:19.234
7 -	1:33.590	***46.320***	***2:19.910*** **(1)**	***76.39***		***10:27:39.144***
8 -	1:33.425	46.777	2:20.202 **(2)**	76.23	0.292	10:29:59.346

P4 5 C Kyle O'DONOVAN Yamaha - Global Robots

IDEAL LAP TIME : 2:21.235 BEST LAP TIME : 2:21.235 DIFFERENCE : 0.000

LAP	SECTOR 1	SECTOR 2	LAP TIME	MPH	DIFF	TIME OF DAY
1 -	1:46.442	51.252	2:37.694	67.77	16.459	10:07:36.337
2 -	1:39.013	49.583	2:28.596	71.92	7.361	10:10:04.933
3 -	1:38.716	6:09.360	7:48.076	22.83	5:26.841	10:17:53.009
4 -	1:53.304	51.673	2:44.977	64.78	23.742	10:20:37.986
5 -	1:40.245	49.741	2:29.986	71.26	8.751	10:23:07.972
6 -	1:36.495	49.581	2:26.076 **(3)**	73.16	4.841	10:25:34.048
7 -	1:33.698	47.783	2:21.481 **(2)**	75.54	0.246	10:27:55.529
8 -	***1:33.580***	***47.655***	***2:21.235*** **(1)**	***75.67***		***10:30:16.764***

P5 3 Jack CROUCHER Yamaha - Global Robots

IDEAL LAP TIME : 2:21.996 BEST LAP TIME : 2:21.996 DIFFERENCE : 0.000

LAP	SECTOR 1	SECTOR 2	LAP TIME	MPH	DIFF	TIME OF DAY
1 -	1:45.241	49.778	2:35.019	68.94	13.023	10:07:32.693
2 -	1:35.937	48.220	2:24.157 **(2)**	74.14	2.161	10:09:56.850
3 -	6:35.982	48.910	10:25.549	17.08	8:03.553	10:20:22.399
4 -	1:35.910	48.484	2:24.394 **(3)**	74.02	2.398	10:22:46.793
5 -	***1:34.069***	***47.927***	***2:21.996*** **(1)**	***75.27***		***10:25:08.789***

Weather / Track : Cloudy / Wet

Snetterton 300
Circuit Length = 2.9689 miles
Start: 10:04 Flag 10:28 End: 10:30

BMCRC - MRO Championships 2017 - Rnd 10 @ Snetterton 300

BG Products MRO Powerbikes inc Clubman 1000

QUALIFYING - SECTOR ANALYSIS

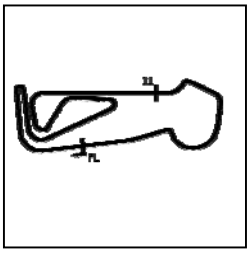

SECTOR 1 = FL to I1, SECTOR 2 = I1 to FL, DIFF = Difference To Personal Best Lap, P = Crossed Finish Line in Pit Lane, D = Time Disallowed

P6 62 C Kevin SILVAIN — Kawasaki - KSAUTOS

IDEAL LAP TIME : 2:20.590 BEST LAP TIME : 2:22.268 DIFFERENCE : 1.678

LAP	SECTOR 1	SECTOR 2	LAP TIME	MPH	DIFF	TIME OF DAY
1 -	1:46.994	50.203	2:37.197 (2)	67.99	14.929	10:07:35.927
2 -	1:35.386	***46.882***	***2:22.268 (1)***	***75.12***		***10:09:58.195***
3 -	***1:33.708***	6:25.091	7:58.799 (3)	22.32	5:36.531	10:17:56.994

P7 71 C Tom NORTON — Kawasaki -

IDEAL LAP TIME : 2:24.507 BEST LAP TIME : 2:24.507 DIFFERENCE : 0.000

LAP	SECTOR 1	SECTOR 2	LAP TIME	MPH	DIFF	TIME OF DAY
1 -	1:40.342	1:17.197	2:57.539	60.20	33.032	10:07:52.619
2 -	1:42.407	50.785	2:33.192	69.76	8.685	10:10:25.811
3 -	1:42.990	50.232	9:57.988	17.87	7:33.481	10:20:23.799
4 -	1:36.788	49.589	2:26.377 (2)	73.01	1.870	10:22:50.176
5 -	1:37.654	49.267	2:26.921 (3)	72.74	2.414	10:25:17.097
6 -	***1:36.720***	***47.787***	***2:24.507 (1)***	***73.96***		***10:27:41.604***
7 -	1:53.614	50.127	2:43.741	65.27	19.234	10:30:25.345

P8 55 Paul GARNER — Yamaha - A51 Racing

IDEAL LAP TIME : 2:25.442 BEST LAP TIME : 2:25.442 DIFFERENCE : 0.000

LAP	SECTOR 1	SECTOR 2	LAP TIME	MPH	DIFF	TIME OF DAY
1 -	1:49.696	51.170	2:40.866	66.44	15.424	10:07:41.062
2 -	1:39.365	48.933	2:28.298 (3)	72.07	2.856	10:10:09.360
3 -	6:23.350	48.754	10:15.886	17.35	7:50.444	10:20:25.246
4 -	***1:36.851***	***48.591***	***2:25.442 (1)***	***73.48***		***10:22:50.688***
5 -	1:37.665	48.991	2:26.656 (2)	72.87	1.214	10:25:17.344

P9 52 C Lee BARRETT — Kawasaki - LKJ contract cleaning & dad/mum

IDEAL LAP TIME : 2:26.671 BEST LAP TIME : 2:26.671 DIFFERENCE : 0.000

LAP	SECTOR 1	SECTOR 2	LAP TIME	MPH	DIFF	TIME OF DAY
1 -	1:54.147	54.362	2:48.509	63.42	21.838	10:07:53.263
2 -	1:43.006	50.388	2:33.394 (3)	69.67	6.723	10:10:26.657
3 -	1:53.135	5:36.621	7:29.756	23.76	5:03.085	10:17:56.413
4 -	2:03.327	54.017	2:57.344	60.26	30.673	10:20:53.757
5 -	1:42.061	49.450	2:31.511 (2)	70.54	4.840	10:23:25.268
6 -	***1:37.444***	***49.227***	***2:26.671 (1)***	***72.87***		***10:25:51.939***
7 -	1:44.209	53.913	2:38.122	67.59	11.451	10:28:30.061

P10 72 Michael O'BRIEN — Yamaha -

IDEAL LAP TIME : 2:26.840 BEST LAP TIME : 2:26.840 DIFFERENCE : 0.000

LAP	SECTOR 1	SECTOR 2	LAP TIME	MPH	DIFF	TIME OF DAY
1 -	1:47.494	51.719	2:39.213	67.13	12.373	10:07:58.364
2 -	1:43.118	49.678	2:32.796	69.95	5.956	10:10:31.160
3 -	1:54.904	5:34.737	7:29.641	23.77	5:02.801	10:18:00.801
4 -	1:53.924	53.087	2:47.011	63.99	20.171	10:20:47.812
5 -	1:39.780	49.874	2:29.654 (2)	71.41	2.814	10:23:17.466
6 -	1:40.042	50.895	2:30.937 (3)	70.81	4.097	10:25:48.403
7 -	***1:37.488***	***49.352***	***2:26.840 (1)***	***72.78***		***10:28:15.243***

P11 142 C Ross BARNES — Kawasaki - FPRacing/Chasbikes

IDEAL LAP TIME : 2:26.859 BEST LAP TIME : 2:27.203 DIFFERENCE : 0.344

LAP	SECTOR 1	SECTOR 2	LAP TIME	MPH	DIFF	TIME OF DAY
1 -	1:50.936	54.622	2:45.558	64.55	18.355	10:07:46.948
2 -	1:43.945	51.872	2:35.817	68.59	8.614	10:10:22.765
3 -	1:51.659	5:42.043	7:33.702	23.55	5:06.499	10:17:56.467
4 -	1:51.956	51.126	2:43.082	65.53	15.879	10:20:39.549
5 -	1:41.280	51.136	2:32.416	70.12	5.213	10:23:11.965
6 -	1:38.859	***49.053***	2:27.912 (2)	72.25	0.709	10:25:39.877

Weather / Track : Cloudy / Wet

Snetterton 300
Circuit Length = 2.9689 miles
Start: 10:04 Flag 10:28 End: 10:30

BMCRC - MRO Championships 2017 - Rnd 10 @ Snetterton 300

BG Products MRO Powerbikes inc Clubman 1000

QUALIFYING - SECTOR ANALYSIS

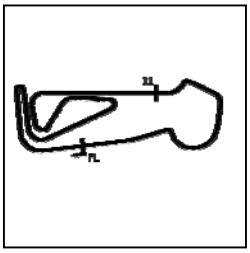

SECTOR 1 = FL to I1, SECTOR 2 = I1 to FL, DIFF = Difference To Personal Best Lap, P = Crossed Finish Line in Pit Lane, D = Time Disallowed

7 -	1:39.647	49.937	2:29.584	(3)	71.45	2.381	10:28:09.461
8 -	***1:37.806***	49.397	***2:27.203***	**(1)**	***72.60***		***10:30:36.664***

P12 14 C Steven YOUNG Honda - WDE Recruitment

IDEAL LAP TIME : 2:27.558 BEST LAP TIME : 2:27.558 DIFFERENCE : 0.000

LAP	SECTOR 1	SECTOR 2	LAP TIME		MPH	DIFF	TIME OF DAY
1 -	1:42.072	57.397	2:39.469	(2)	67.02	11.911	10:07:35.438
2 -	***1:38.023***	***49.535***	***2:27.558***	**(1)**	***72.43***		***10:10:02.996***

P13 57 C David MILLS Kawasaki - A51 Racing

IDEAL LAP TIME : 2:27.592 BEST LAP TIME : 2:27.592 DIFFERENCE : 0.000

LAP	SECTOR 1	SECTOR 2	LAP TIME		MPH	DIFF	TIME OF DAY
1 -	1:52.198	54.593	2:46.791		64.08	19.199	10:07:45.873
2 -	1:44.827	50.623	2:35.450		68.75	7.858	10:10:21.323
3 -			7:30.518		23.72	5:02.926	10:17:51.841
4 -	1:49.571	51.744	2:41.315		66.25	13.723	10:20:33.156
5 -	1:42.693	51.519	2:34.212		69.30	6.620	10:23:07.368
6 -	1:40.826	50.749	2:31.575	(3)	70.51	3.983	10:25:38.943
7 -	1:40.377	49.939	2:30.316	(2)	71.10	2.724	10:28:09.259
8 -	***1:38.537***	***49.055***	***2:27.592***	**(1)**	***72.41***		***10:30:36.851***

P14 277 Adrian AVERRE Yamaha - Ryders Alley Racing

IDEAL LAP TIME : 2:27.619 BEST LAP TIME : 2:27.765 DIFFERENCE : 0.146

LAP	SECTOR 1	SECTOR 2	LAP TIME		MPH	DIFF	TIME OF DAY
1 -	1:48.498	53.178	2:41.676		66.10	13.911	10:07:38.461
2 -	1:43.521	50.561	2:34.082		69.36	6.317	10:10:12.543
3 -	1:44.521	5:56.307	7:40.828		23.19	5:13.063	10:17:53.371
4 -	1:54.048	51.419	2:45.467		64.59	17.702	10:20:38.838
5 -	1:40.973	51.109	2:32.082		70.27	4.317	10:23:10.920
6 -	1:38.851	49.577	2:28.428	(3)	72.00	0.663	10:25:39.348
7 -	1:38.443	***49.322***	***2:27.765***	**(1)**	***72.33***		***10:28:07.113***
8 -	***1:38.297***	49.669	2:27.966	(2)	72.23	0.201	10:30:35.079

P15 8 John COUGHLAN Aprilia - BIKERSWORLD

IDEAL LAP TIME : 2:28.108 BEST LAP TIME : 2:28.503 DIFFERENCE : 0.395

LAP	SECTOR 1	SECTOR 2	LAP TIME		MPH	DIFF	TIME OF DAY
1 -	1:52.519	54.805	2:47.324		63.87	18.821	10:07:46.574
2 -	1:42.524	49.862	2:32.386		70.13	3.883	10:10:18.960
3 -	1:44.967	5:50.244	7:35.211		23.47	5:06.708	10:17:54.171
4 -	1:49.905	51.189	2:41.094		66.34	12.591	10:20:35.265
5 -	1:40.627	***49.504***	2:30.131	(3)	71.19	1.628	10:23:05.396
6 -	1:38.830	49.673	***2:28.503***	**(1)**	***71.97***		***10:25:33.899***
7 -	***1:38.604***	49.961	2:28.565	(2)	71.94	0.062	10:28:02.464

P16 24 Alan SMITH Kawasaki - Orwells Mcs

IDEAL LAP TIME : 2:30.044 BEST LAP TIME : 2:30.044 DIFFERENCE : 0.000

LAP	SECTOR 1	SECTOR 2	LAP TIME		MPH	DIFF	TIME OF DAY
1 -	1:51.183	53.386	2:44.569		64.94	14.525	10:07:47.747
2 -	1:43.153	51.470	2:34.623		69.12	4.579	10:10:22.370
3 -	1:53.307	5:37.970	7:31.277		23.68	5:01.233	10:17:53.647
4 -	1:55.453	52.779	2:48.232		63.53	18.188	10:20:41.879
5 -	1:43.338	50.829	2:34.167	(3)	69.32	4.123	10:23:16.046
6 -	1:42.061	51.367	2:33.428	(2)	69.66	3.384	10:25:49.474
7 -	***1:40.249***	***49.795***	***2:30.044***	**(1)**	***71.23***		***10:28:19.518***

P17 12 David COMBRINCK Honda -

IDEAL LAP TIME : 2:32.958 BEST LAP TIME : 2:33.281 DIFFERENCE : 0.323

LAP	SECTOR 1	SECTOR 2	LAP TIME	MPH	DIFF	TIME OF DAY

Weather / Track : Cloudy / Wet

Snetterton 300
Circuit Length = 2.9689 miles
Start: 10:04 Flag 10:28 End: 10:30

BMCRC - MRO Championships 2017 - Rnd 10 @ Snetterton 300

BG Products MRO Powerbikes inc Clubman 1000

QUALIFYING - SECTOR ANALYSIS

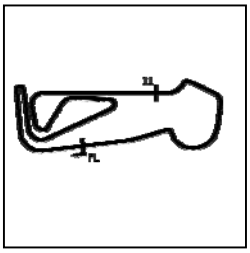

SECTOR 1 = FL to I1, SECTOR 2 = I1 to FL, DIFF = Difference To Personal Best Lap, P = Crossed Finish Line in Pit Lane, D = Time Disallowed

1 -	1:54.207	54.830	2:49.037	63.22	15.756	10:07:45.829
2 -	1:46.333	52.029	2:38.362	67.49	5.081	10:10:24.191
3 -	1:54.822	5:35.064	7:29.886	23.75	4:56.605	10:17:54.077
4 -	1:55.835	53.626	2:49.461	63.07	16.180	10:20:43.538
5 -	1:43.020	51.175	2:34.195 **(2)**	69.31	0.914	10:23:17.733
6 -	1:42.259	***51.022***	***2:33.281*** **(1)**	***69.72***		***10:25:51.014***
7 -	***1:41.936***	53.997	2:35.933 **(3)**	68.54	2.652	10:28:26.947

P18 41 David ABRAHAM — Kawasaki - Cambridge Motorcycles

IDEAL LAP TIME : 2:35.795 BEST LAP TIME : 2:36.154 DIFFERENCE : 0.359

LAP	SECTOR 1	SECTOR 2	LAP TIME	MPH	DIFF	TIME OF DAY
1 -	1:55.894	IN PIT	4:30.925 **P**	39.45	1:54.771	10:09:37.055
2 -	OUTLAP	6:25.790	8:15.369	21.57	5:39.215	10:17:52.424
3 -	1:51.174	***52.887***	2:44.061 **(3)**	65.14	7.907	10:20:36.485
4 -	1:43.014	53.140	***2:36.154*** **(1)**	***68.44***		***10:23:12.639***
5 -	***1:42.908***	53.623	2:36.531 **(2)**	68.28	0.377	10:25:49.170

P19 7 C John DAVIS — Yamaha -

IDEAL LAP TIME : 2:38.053 BEST LAP TIME : 2:38.053 DIFFERENCE : 0.000

LAP	SECTOR 1	SECTOR 2	LAP TIME	MPH	DIFF	TIME OF DAY
1 -	1:59.277	56.141	2:55.418	60.92	17.365	10:07:56.883
2 -	1:52.288	54.730	2:47.018	63.99	8.965	10:10:43.901
3 -	2:06.640	5:06.534	7:13.174	24.67	4:35.121	10:17:57.075
4 -	1:56.351	55.897	2:52.248	62.05	14.195	10:20:49.323
5 -	1:49.200	52.554	2:41.754 **(3)**	66.07	3.701	10:23:31.077
6 -	1:46.746	53.145	2:39.891 **(2)**	66.84	1.838	10:26:10.968
7 -	***1:45.653***	***52.400***	***2:38.053*** **(1)**	***67.62***		***10:28:49.021***

P20 76 Jason BYARD — Yamaha - May Construction

IDEAL LAP TIME : 2:39.669 BEST LAP TIME : 2:39.669 DIFFERENCE : 0.000

LAP	SECTOR 1	SECTOR 2	LAP TIME	MPH	DIFF	TIME OF DAY
1 -	1:55.219	54.896	2:50.115 **(2)**	62.82	10.446	10:07:53.047
2 -	***1:47.641***	***52.028***	***2:39.669*** **(1)**	***66.93***		***10:10:32.716***

P21 64 C Barry CHAMBERLAIN — Suzuki - Goldline Maintenance Services

IDEAL LAP TIME : 2:40.023 BEST LAP TIME : 2:40.023 DIFFERENCE : 0.000

LAP	SECTOR 1	SECTOR 2	LAP TIME	MPH	DIFF	TIME OF DAY
1 -	***1:47.024***	***52.999***	***2:40.023*** **(1)**	***66.79***		***10:07:39.603***

P22 44 Kevan BARRETT — Kawasaki - LKJ Contracts

IDEAL LAP TIME : 2:43.709 BEST LAP TIME : 2:44.525 DIFFERENCE : 0.816

LAP	SECTOR 1	SECTOR 2	LAP TIME	MPH	DIFF	TIME OF DAY
1 -	1:55.815	56.192	2:52.007	62.13	7.482	10:07:57.320
2 -	1:51.366	***54.421***	2:45.787 **(2)**	64.46	1.262	10:10:43.107
3 -	2:06.902	IN PIT	7:20.397 **P**	24.26	4:35.872	10:18:03.504
4 -	OUTLAP	55.713	2:54.418	61.27	9.893	10:20:57.922
5 -	1:50.731	55.848	2:46.579 **(3)**	64.16	2.054	10:23:44.501
6 -	***1:49.288***	55.237	***2:44.525*** **(1)**	***64.96***		***10:26:29.026***

Weather / Track : Cloudy / Wet

Snetterton 300
Circuit Length = 2.9689 miles
Start: 10:04 Flag 10:28 End: 10:30

BMCRC - MRO Championships 2017 - Rnd 10 @ Snetterton 300

BG Products MRO Powerbikes inc Clubman 1000

RACE 4 - GRID (10 Laps)

ROW 8	1		1		22	44 Kevan BARRETT (2:44.525)		
ROW 7	21	64 Barry CHAMBERLAIN (2:40.023)	20	76 Jason BYARD (2:39.669)	19	7 John DAVIS (2:38.053)		
ROW 6	18	41 David ABRAHAM (2:36.154)	17	12 David COMBRINCK (2:33.281)	16	24 Alan SMITH (2:30.044)		
ROW 5	15	8 John COUGHLAN (2:28.503)	14	277 Adrian AVERRE (2:27.765)	13	57 David MILLS (2:27.592)		
ROW 4	12	14 Steven YOUNG (2:27.558)	11	142 Ross BARNES (2:27.203)	10	72 Michael O'BRIEN (2:26.840)		
ROW 3	9	52 Lee BARRETT (2:26.671)	8	55 Paul GARNER (2:25.442)	7	71 Tom NORTON (2:24.507)		
ROW 2	6	62 Kevin SILVAIN (2:22.268)	5	3 Jack CROUCHER (2:21.996)	4	5 Kyle O'DONOVAN (2:21.235)		
ROW 1	3	2 Peter BAKER (2:19.910)	2	1 Colin PARKER (2:17.858)	1	10 Joe MORPHETT (2:15.635) **Pole**		

Snetterton 300
Circuit Length = 2.9689 miles

These results are provisional until the conclusion of any judicial and technical matters.

Clerk Of Course :		Timekeeper :

Results can be found at www.tsl-timing.com

Printed - 10:34 Saturday, 07 October 2017

BMCRC - MRO Championships 2017 - Rnd 10 @ Snetterton 300

BG Products MRO Powerbikes inc Clubman 1000

RACE 4 - CLASSIFICATION

POS	NO	CL	PIC	NAME	ENTRY	LAPS	TIME	GAP	DIFF	MPH	BEST	ON
1	**10**		1	Joe MORPHETT	Yamaha - LID365.com / ePayMe	**10**	19:20.610			92.09	**1:54.564**	8
2	**1**		2	Colin PARKER	Yamaha - Global Robots	**10**	19:30.929	**10.319**	10.319	91.27	**1:55.197**	3
3	**2**		3	Peter BAKER	Kawasaki -	**10**	19:40.728	**20.118**	9.799	90.52	**1:56.805**	6
4	**72**		4	Michael O'BRIEN	Yamaha -	**10**	19:45.527	**24.917**	4.799	90.15	**1:56.883**	8
5	**5**	C	1	Kyle O'DONOVAN	Yamaha - Global Robots	**10**	19:47.342	**26.732**	1.815	90.01	**1:57.575**	4
6	**71**	C	2	Tom NORTON	Kawasaki -	**10**	19:48.154	**27.544**	0.812	89.95	**1:57.254**	6
7	**62**	C	3	Kevin SILVAIN	Kawasaki - KSAUTOS	**10**	20:16.111	**55.501**	27.957	87.88	**1:59.081**	10
8	**54**		5	Steve HENEGHAN	Kawasaki - ReactiveParts.com	**10**	20:17.698	**57.088**	1.587	87.77	**1:58.759**	10
9	**76**		6	Jason BYARD	Yamaha - May Construction	**10**	20:28.004	**1:07.394**	10.306	87.03	**1:58.769**	10
10	**8**		7	John COUGHLAN	Aprilia - BIKERSWORLD	**10**	20:30.572	**1:09.962**	2.568	86.85	**2:00.443**	6
11	**24**		8	Alan SMITH	Kawasaki - Orwells Mcs	**10**	20:30.788	**1:10.178**	0.216	86.83	**2:01.348**	8
12	**57**	C	4	David MILLS	Kawasaki - A51 Racing	**10**	20:34.401	**1:13.791**	3.613	86.58	**2:00.838**	7
13	**64**	C	5	Barry CHAMBERLAIN	Suzuki - Goldline Maintenance Services	**10**	20:34.507	**1:13.897**	0.106	86.57	**2:01.140**	10
14	**55**	C	6	Paul GARNER	Yamaha - A51 Racing	**10**	20:36.387	**1:15.777**	1.880	86.44	**2:01.792**	8
15	**142**	C	7	Ross BARNES	Kawasaki - FPRacing/Chasbikes	**10**	20:37.580	**1:16.970**	1.193	86.36	**2:01.152**	10
16	**277**	C	8	Adrian AVERRE	Yamaha - Ryders Alley Racing	**10**	20:40.529	**1:19.919**	2.949	86.15	**2:01.119**	8
17	**41**		9	David ABRAHAM	Kawasaki - Cambridge Motorcycles	**10**	20:53.506	**1:32.896**	12.977	85.26	**2:02.464**	9
18	**7**	C	9	John DAVIS	Yamaha -	**10**	20:53.854	**1:33.244**	0.348	85.24	**2:02.624**	9
19	**12**		10	David COMBRINCK	Honda -	**10**	21:08.466	**1:47.856**	14.612	84.25	**2:05.449**	2
20	**52**	C	10	Lee BARRETT	Kawasaki - LKJ contract cleaning & dad/mum	**10**	21:26.675	**2:06.065**	18.209	83.06	**2:06.825**	5
21	**44**		11	Kevan BARRETT	Kawasaki - LKJ Contracts	**9**	20:53.207	**1 Lap**	1 Lap	76.75	**2:17.361**	9
					NOT CLASSIFIED							
DNF	**3**			Jack CROUCHER	Yamaha - Global Robots	**3**	6:17.182	**7 Laps**	6 Laps	85.00	**2:04.229**	2
DNF	**34**	C		Jeremy NICHOLSON	Suzuki - Freshwater Estates	**0**						

FASTEST LAP

10		Joe MORPHETT	Yamaha - LID365.com / ePayMe	**8**	1:54.564	93.29 mph	150.14 kph
71	C	Tom NORTON	Kawasaki -	**6**	1:57.254	91.15 mph	146.69 kph

Class - 90% of Race Speed = 82.88 mph
Class C - 90% of Race Speed = 81.00 mph

Snetterton 300
Circuit Length = 2.9689 miles
Start: 13:12 Flag 13:31 End: 13:33

Weather / Track : Cloudy / Dry
These results are provisional until the conclusion of any judicial and technical matters.

Clerk Of Course :		Timekeeper :

Results can be found at www.tsl-timing.com

Printed - 13:35 Saturday, 07 October 2017

BMCRC - MRO Championships 2017 - Rnd 10 @ Snetterton 300

BG Products MRO Powerbikes inc Clubman 1000

RACE 4 - LAP CHART

LAP 1 @ 13:14:20.500

NO	BEHIND	LAP TIME
10		2:03.583
1	0.491	2:04.074
2	0.943	2:04.526
5	1.764	2:05.347
71	3.092	2:06.675
72	3.477	2:07.060
3	4.509	2:08.092
62	4.628	2:08.211
8	6.302	2:09.885
55	6.680	2:10.263
57	7.596	2:11.179
24	7.618	2:11.201
76	8.506	2:12.089
142	8.987	2:12.570
277	9.378	2:12.961
54	9.702	2:13.285
64	9.744	2:13.327
12	12.124	2:15.707
52	12.672	2:16.255
7	12.957	2:16.540
41	13.282	2:16.865
44	19.981	2:23.564

LAP 2 @ 13:16:16.486

NO	BEHIND	LAP TIME
10		1:55.986
1	0.855	1:56.350
2	2.715	1:57.758
5	4.495	1:58.717
71	5.248	1:58.142
72	5.672	1:58.181
62	8.802	2:00.160
3	12.752	2:04.229
24	13.486	2:01.854
55	13.531	2:02.837
8	13.539	2:03.223
76	13.617	2:01.097
57	14.055	2:02.445
277	16.634	2:03.242
142	17.394	2:04.393
54	17.456	2:03.740
64	17.656	2:03.898
12	21.587	2:05.449
7	22.005	2:05.034
41	23.600	2:06.304
52	25.657	2:08.971
44	42.528	2:18.533

LAP 3 @ 13:18:12.442

NO	BEHIND	LAP TIME
10		1:55.956
1	0.096	1:55.197
2	3.829	1:57.070
5	7.056	1:58.517
71	7.480	1:58.188
72	7.672	1:57.956
62	13.275	2:00.429
3	21.657	2:04.861
76	21.876	2:04.215
24	21.895	2:04.365
55	21.992	2:04.417
57	22.617	2:04.518
54	22.664	2:01.164
8	22.714	2:05.131
277	23.634	2:02.956
64	24.139	2:02.439
142	24.978	2:03.540
12	31.405	2:05.774
7	31.494	2:05.445
41	31.873	2:04.229
52	36.671	2:06.970
44	1:06.347	2:19.775

LAP 4 @ 13:20:07.668

NO	BEHIND	LAP TIME
10		1:55.226
1	0.814	1:55.944
2	5.539	1:56.936
5	9.405	1:57.575
71	9.630	1:57.376
72	10.026	1:57.580
62	17.579	1:59.530
24	28.536	2:01.867
54	29.599	2:02.161
55	31.243	2:04.477
8	31.809	2:04.321
57	32.010	2:04.619
277	32.566	2:04.158
64	32.946	2:04.033
142	33.575	2:03.823
76	33.716	2:07.066
7	41.740	2:05.472
12	42.772	2:06.593
41	42.935	2:06.288
52	48.834	2:07.389
44	1:29.926	2:18.805

LAP 5 @ 13:22:02.374

NO	BEHIND	LAP TIME
10		1:54.706
1	1.842	1:55.734
2	7.823	1:56.990
5	12.387	1:57.688
72	13.322	1:58.002
71	13.889	1:58.965
62	22.559	1:59.686
54	35.308	2:00.415
24	36.391	2:02.561
8	38.238	2:01.135
64	39.458	2:01.218
55	40.139	2:03.602
57	40.463	2:03.159
76	40.513	2:01.503
277	41.432	2:03.572
142	42.915	2:04.046
7	51.527	2:04.493
41	51.753	2:03.524
12	54.083	2:06.017
52	1:00.953	2:06.825
44	1:53.313	2:18.093

LAP 6 @ 13:23:57.313

NO	BEHIND	LAP TIME
10		1:54.939
1	2.799	1:55.896
2	9.689	1:56.805
5	15.504	1:58.056
72	15.681	1:57.298
71	16.204	1:57.254
62	27.003	1:59.383
54	40.200	1:59.831
24	43.359	2:01.907
8	43.742	2:00.443
64	45.891	2:01.372
76	47.549	2:01.975
55	47.918	2:02.718
57	48.534	2:03.010
277	49.173	2:02.680
142	50.243	2:02.267
7	1:00.161	2:03.573
41	1:00.265	2:03.451
12	1:05.121	2:05.977
52	1:13.591	2:07.577

LAP 7 @ 13:25:52.225

NO	BEHIND	LAP TIME
10		1:54.912
1	3.508	1:55.621
2	11.949	1:57.172
72	18.105	1:57.336
5	18.513	1:57.921
71	19.481	1:58.189
44	1 Lap	2:19.312
62	36.424	2:04.333
54	44.195	1:58.907
24	50.125	2:01.678
8	50.681	2:01.851
76	53.209	2:00.572
64	53.433	2:02.454
57	54.460	2:00.838
55	54.962	2:01.956
277	56.299	2:02.038
142	56.833	2:01.502
41	1:08.777	2:03.424
7	1:09.323	2:04.074
12	1:16.207	2:05.998
52	1:26.169	2:07.490

LAP 8 @ 13:27:46.789

NO	BEHIND	LAP TIME
10		1:54.564
1	4.629	1:55.685
2	14.706	1:57.321
72	20.424	1:56.883
5	21.652	1:57.703
71	22.608	1:57.691
62	42.698	2:00.838
44	1 Lap	2:18.660
54	48.657	1:59.026
24	56.909	2:01.348
8	57.251	2:01.134
76	58.346	1:59.701
57	1:01.089	2:01.193
64	1:01.497	2:02.628
55	1:02.190	2:01.792
277	1:02.854	2:01.119
142	1:04.398	2:02.129
41	1:18.189	2:03.976
7	1:18.588	2:03.829
12	1:27.169	2:05.526
52	1:39.380	2:07.775

LAP 9 @ 13:29:42.171

NO	BEHIND	LAP TIME
10		1:55.382
1	6.738	1:57.491
2	17.249	1:57.925
72	22.292	1:57.250
5	24.471	1:58.201
71	24.828	1:57.602
62	51.776	2:04.460
54	53.685	2:00.410
24	1:03.533	2:02.006
76	1:03.981	2:01.017
8	1:04.377	2:02.508
57	1:07.594	2:01.887
64	1:08.113	2:01.998
55	1:09.280	2:02.472
44	1 Lap	2:19.104
142	1:11.174	2:02.158
277	1:12.583	2:05.111
41	1:25.271	2:02.464
7	1:25.830	2:02.624
12	1:37.637	2:05.850
52	1:54.556	2:10.558

LAP 10 @ 13:31:37.527

NO	BEHIND	LAP TIME
10		1:55.356
1	10.319	1:58.937
2	20.118	1:58.225
72	24.917	1:57.981
5	26.732	1:57.617
71	27.544	1:58.072
62	55.501	1:59.081
54	57.088	1:58.759
76	1:07.394	1:58.769
8	1:09.962	2:00.941
24	1:10.178	2:02.001
57	1:13.791	2:01.553
64	1:13.897	2:01.140
55	1:15.777	2:01.853
142	1:16.970	2:01.152
277	1:19.919	2:02.692
44	1 Lap	2:17.361
41	1:32.896	2:02.981
7	1:33.244	2:02.770
12	1:47.856	2:05.575
52	2:06.065	2:06.865

Weather / Track : Cloudy / Dry

Snetterton 300
Circuit Length = 2.9689 miles
Start: 13:12 Flag 13:31 End: 13:33

Results can be found at www.tsl-timing.com

Printed - 13:37 Saturday, 07 October 2017

BMCRC - MRO Championships 2017 - Rnd 10 @ Snetterton 300

BG Products MRO Powerbikes inc Clubman 1000

RACE 4 - SECTOR ANALYSIS

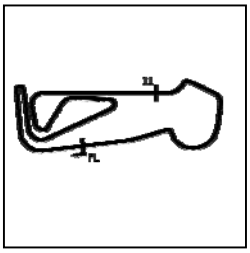

SECTOR 1 = FL to I1, SECTOR 2 = I1 to FL, DIFF = Difference To Personal Best Lap, P = Crossed Finish Line in Pit Lane, D = Time Disallowed

P1 10 Joe MORPHETT Yamaha - LID365.com / ePayMe

IDEAL LAP TIME : 1:54.323 BEST LAP TIME : 1:54.564 DIFFERENCE : 0.241

LAP	SECTOR 1	SECTOR 2	LAP TIME	MPH	DIFF	TIME OF DAY
1 -		39.107	2:03.583	86.48	9.019	13:14:20.500
2 -	1:17.222	38.764	1:55.986	92.14	1.422	13:16:16.486
3 -	1:17.089	38.867	1:55.956	92.17	1.392	13:18:12.442
4 -	1:16.759	38.467	1:55.226	92.75	0.662	13:20:07.668
5 -	***1:16.055***	38.651	1:54.706 **(2)**	93.17	0.142	13:22:02.374
6 -	1:16.514	38.425	1:54.939	92.98	0.375	13:23:57.313
7 -	1:16.574	38.338	1:54.912 **(3)**	93.01	0.348	13:25:52.225
8 -	1:16.296	***38.268***	***1:54.564*** **(1)**	***93.29***		***13:27:46.789***
9 -	1:16.819	38.563	1:55.382	92.63	0.818	13:29:42.171
10 -	1:16.614	38.742	1:55.356	92.65	0.792	13:31:37.527

P2 1 Colin PARKER Yamaha - Global Robots

IDEAL LAP TIME : 1:55.131 BEST LAP TIME : 1:55.197 DIFFERENCE : 0.066

LAP	SECTOR 1	SECTOR 2	LAP TIME	MPH	DIFF	TIME OF DAY
1 -		39.489	2:04.074	86.14	8.877	13:14:20.991
2 -	1:17.333	39.017	1:56.350	91.86	1.153	13:16:17.341
3 -	1:16.622	***38.575***	***1:55.197*** **(1)**	***92.78***		***13:18:12.538***
4 -	1:17.114	38.830	1:55.944	92.18	0.747	13:20:08.482
5 -	***1:16.556***	39.178	1:55.734	92.35	0.537	13:22:04.216
6 -	1:17.183	38.713	1:55.896	92.22	0.699	13:24:00.112
7 -	1:16.966	38.655	1:55.621 **(2)**	92.44	0.424	13:25:55.733
8 -	1:16.731	38.954	1:55.685 **(3)**	92.38	0.488	13:27:51.418
9 -	1:17.973	39.518	1:57.491	90.96	2.294	13:29:48.909
10 -	1:18.643	40.294	1:58.937	89.86	3.740	13:31:47.846

P3 2 Peter BAKER Kawasaki -

IDEAL LAP TIME : 1:56.720 BEST LAP TIME : 1:56.805 DIFFERENCE : 0.085

LAP	SECTOR 1	SECTOR 2	LAP TIME	MPH	DIFF	TIME OF DAY
1 -		39.606	2:04.526	85.82	7.721	13:14:21.443
2 -	1:18.471	39.287	1:57.758	90.76	0.953	13:16:19.201
3 -	1:17.846	39.224	1:57.070	91.29	0.265	13:18:16.271
4 -	1:17.850	39.086	1:56.936 **(2)**	91.40	0.131	13:20:13.207
5 -	1:17.796	39.194	1:56.990 **(3)**	91.35	0.185	13:22:10.197
6 -	***1:17.686***	39.119	***1:56.805*** **(1)**	***91.50***		***13:24:07.002***
7 -	1:18.138	***39.034***	1:57.172	91.21	0.367	13:26:04.174
8 -	1:18.135	39.186	1:57.321	91.10	0.516	13:28:01.495
9 -	1:18.454	39.471	1:57.925	90.63	1.120	13:29:59.420
10 -	1:18.390	39.835	1:58.225	90.40	1.420	13:31:57.645

P4 72 Michael O'BRIEN Yamaha -

IDEAL LAP TIME : 1:56.680 BEST LAP TIME : 1:56.883 DIFFERENCE : 0.203

LAP	SECTOR 1	SECTOR 2	LAP TIME	MPH	DIFF	TIME OF DAY
1 -		40.402	2:07.060	84.11	10.177	13:14:23.977
2 -	1:18.754	39.427	1:58.181	90.43	1.298	13:16:22.158
3 -	1:18.303	39.653	1:57.956	90.61	1.073	13:18:20.114
4 -	1:18.311	39.269	1:57.580	90.90	0.697	13:20:17.694
5 -	1:18.657	39.345	1:58.002	90.57	1.119	13:22:15.696
6 -	***1:17.481***	39.817	1:57.298 **(3)**	91.11	0.415	13:24:12.994
7 -	1:17.796	39.540	1:57.336	91.08	0.453	13:26:10.330
8 -	1:17.684	***39.199***	***1:56.883*** **(1)**	***91.44***		***13:28:07.213***
9 -	1:17.965	39.285	1:57.250 **(2)**	91.15	0.367	13:30:04.463
10 -	1:18.279	39.702	1:57.981	90.59	1.098	13:32:02.444

P5 5 C Kyle O'DONOVAN Yamaha - Global Robots

IDEAL LAP TIME : 1:57.469 BEST LAP TIME : 1:57.575 DIFFERENCE : 0.106

LAP	SECTOR 1	SECTOR 2	LAP TIME	MPH	DIFF	TIME OF DAY

Weather / Track : Cloudy / Dry

Snetterton 300
Circuit Length = 2.9689 miles
Start: 13:12 Flag 13:31 End: 13:33

BMCRC - MRO Championships 2017 - Rnd 10 @ Snetterton 300

BG Products MRO Powerbikes inc Clubman 1000

RACE 4 - SECTOR ANALYSIS

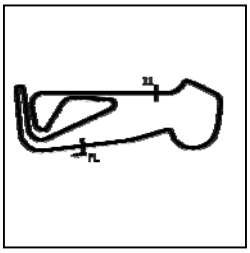

SECTOR 1 = FL to I1, SECTOR 2 = I1 to FL, DIFF = Difference To Personal Best Lap, P = Crossed Finish Line in Pit Lane, D = Time Disallowed

1 -		39.698	2:05.347		85.26	7.772	13:14:22.264
2 -	1:18.697	40.020	1:58.717		90.02	1.142	13:16:20.981
3 -	1:18.618	39.899	1:58.517		90.18	0.942	13:18:19.498
4 -	***1:17.997***	39.578	***1:57.575***	**(1)**	***90.90***		***13:20:17.073***
5 -	1:18.053	39.635	1:57.688	**(3)**	90.81	0.113	13:22:14.761
6 -	1:18.278	39.778	1:58.056		90.53	0.481	13:24:12.817
7 -	1:18.033	39.888	1:57.921		90.63	0.346	13:26:10.738
8 -	1:18.125	39.578	1:57.703		90.80	0.128	13:28:08.441
9 -	1:18.710	39.491	1:58.201		90.42	0.626	13:30:06.642
10 -	1:18.145	***39.472***	1:57.617	**(2)**	90.87	0.042	13:32:04.259

P6 71 C Tom NORTON Kawasaki -

IDEAL LAP TIME : 1:57.254 BEST LAP TIME : 1:57.254 DIFFERENCE : 0.000

LAP	SECTOR 1	SECTOR 2	LAP TIME		MPH	DIFF	TIME OF DAY
1 -		40.155	2:06.675		84.37	9.421	13:14:23.592
2 -	1:18.485	39.657	1:58.142		90.46	0.888	13:16:21.734
3 -	1:18.441	39.747	1:58.188		90.43	0.934	13:18:19.922
4 -	1:18.084	39.292	1:57.376	**(2)**	91.05	0.122	13:20:17.298
5 -	1:19.068	39.897	1:58.965		89.84	1.711	13:22:16.263
6 -	***1:18.016***	***39.238***	***1:57.254***	**(1)**	***91.15***		***13:24:13.517***
7 -	1:18.626	39.563	1:58.189		90.43	0.935	13:26:11.706
8 -	1:18.325	39.366	1:57.691		90.81	0.437	13:28:09.397
9 -	1:18.291	39.311	1:57.602	**(3)**	90.88	0.348	13:30:06.999
10 -	1:18.775	39.297	1:58.072		90.52	0.818	13:32:05.071

P7 62 C Kevin SILVAIN Kawasaki - KSAUTOS

IDEAL LAP TIME : 1:59.081 BEST LAP TIME : 1:59.081 DIFFERENCE : 0.000

LAP	SECTOR 1	SECTOR 2	LAP TIME		MPH	DIFF	TIME OF DAY
1 -		40.335	2:08.211		83.36	9.130	13:14:25.128
2 -	1:19.859	40.301	2:00.160		88.94	1.079	13:16:25.288
3 -	1:20.244	40.185	2:00.429		88.75	1.348	13:18:25.717
4 -	1:19.529	40.001	1:59.530	**(3)**	89.41	0.449	13:20:25.247
5 -	1:19.742	39.944	1:59.686		89.30	0.605	13:22:24.933
6 -	1:19.241	40.142	1:59.383	**(2)**	89.52	0.302	13:24:24.316
7 -	1:19.325	45.008	2:04.333		85.96	5.252	13:26:28.649
8 -	1:20.326	40.512	2:00.838		88.44	1.757	13:28:29.487
9 -	1:19.817	44.643	2:04.460		85.87	5.379	13:30:33.947
10 -	***1:19.184***	***39.897***	***1:59.081***	**(1)**	***89.75***		***13:32:33.028***

P8 54 Steve HENEGHAN Kawasaki - ReactiveParts.com

IDEAL LAP TIME : 1:58.576 BEST LAP TIME : 1:58.759 DIFFERENCE : 0.183

LAP	SECTOR 1	SECTOR 2	LAP TIME		MPH	DIFF	TIME OF DAY
1 -		40.664	2:13.285		80.18	14.526	13:14:30.202
2 -	1:22.284	41.456	2:03.740		86.37	4.981	13:16:33.942
3 -	1:20.279	40.885	2:01.164		88.21	2.405	13:18:35.106
4 -	1:21.899	40.262	2:02.161		87.49	3.402	13:20:37.267
5 -	1:20.477	39.938	2:00.415		88.76	1.656	13:22:37.682
6 -	1:19.827	40.004	1:59.831		89.19	1.072	13:24:37.513
7 -	***1:18.992***	39.915	1:58.907	**(2)**	89.88	0.148	13:26:36.420
8 -	1:19.163	39.863	1:59.026	**(3)**	89.79	0.267	13:28:35.446
9 -	1:20.495	39.915	2:00.410		88.76	1.651	13:30:35.856
10 -	1:19.175	***39.584***	***1:58.759***	**(1)**	***89.99***		***13:32:34.615***

P9 76 Jason BYARD Yamaha - May Construction

IDEAL LAP TIME : 1:58.769 BEST LAP TIME : 1:58.769 DIFFERENCE : 0.000

LAP	SECTOR 1	SECTOR 2	LAP TIME		MPH	DIFF	TIME OF DAY
1 -		41.240	2:12.089		80.91	13.320	13:14:29.006
2 -	1:20.136	40.961	2:01.097		88.26	2.328	13:16:30.103
3 -	1:21.797	42.418	2:04.215		86.04	5.446	13:18:34.318
4 -	1:26.380	40.686	2:07.066		84.11	8.297	13:20:41.384

Weather / Track : Cloudy / Dry

Snetterton 300
Circuit Length = 2.9689 miles
Start: 13:12 Flag 13:31 End: 13:33

BMCRC - MRO Championships 2017 - Rnd 10 @ Snetterton 300

BG Products MRO Powerbikes inc Clubman 1000

RACE 4 - SECTOR ANALYSIS

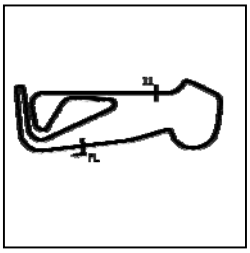

SECTOR 1 = FL to I1, SECTOR 2 = I1 to FL, DIFF = Difference To Personal Best Lap, P = Crossed Finish Line in Pit Lane, D = Time Disallowed

5 -	1:21.151	40.352	2:01.503	87.96	2.734	13:22:42.887
6 -	1:21.729	40.246	2:01.975	87.62	3.206	13:24:44.862
7 -	1:20.056	40.516	2:00.572 **(3)**	88.64	1.803	13:26:45.434
8 -	1:19.472	40.229	1:59.701 **(2)**	89.28	0.932	13:28:45.135
9 -	1:20.116	40.901	2:01.017	88.31	2.248	13:30:46.152
10 -	***1:18.994***	***39.775***	***1:58.769*** **(1)**	***89.99***		***13:32:44.921***

P10 8 John COUGHLAN Aprilia - BIKERSWORLD

IDEAL LAP TIME : 1:59.965 BEST LAP TIME : 2:00.443 DIFFERENCE : 0.478

LAP	SECTOR 1	SECTOR 2	LAP TIME	MPH	DIFF	TIME OF DAY
1 -		41.206	2:09.885	82.28	9.442	13:14:26.802
2 -	1:21.248	41.975	2:03.223	86.73	2.780	13:16:30.025
3 -	1:23.317	41.814	2:05.131	85.41	4.688	13:18:35.156
4 -	1:23.104	41.217	2:04.321	85.97	3.878	13:20:39.477
5 -	1:20.508	40.627	2:01.135	88.23	0.692	13:22:40.612
6 -	***1:19.563***	40.880	***2:00.443*** **(1)**	***88.73***		***13:24:41.055***
7 -	1:21.029	40.822	2:01.851	87.71	1.408	13:26:42.906
8 -	1:20.732	***40.402***	2:01.134 **(3)**	88.23	0.691	13:28:44.040
9 -	1:21.027	41.481	2:02.508	87.24	2.065	13:30:46.548
10 -	1:20.003	40.938	2:00.941 **(2)**	88.37	0.498	13:32:47.489

P11 24 Alan SMITH Kawasaki - Orwells Mcs

IDEAL LAP TIME : 2:00.980 BEST LAP TIME : 2:01.348 DIFFERENCE : 0.368

LAP	SECTOR 1	SECTOR 2	LAP TIME	MPH	DIFF	TIME OF DAY
1 -		40.983	2:11.201	81.46	9.853	13:14:28.118
2 -	***1:20.395***	41.459	2:01.854 **(3)**	87.71	0.506	13:16:29.972
3 -	1:21.896	42.469	2:04.365	85.94	3.017	13:18:34.337
4 -	1:21.072	40.795	2:01.867	87.70	0.519	13:20:36.204
5 -	1:21.566	40.995	2:02.561	87.20	1.213	13:22:38.765
6 -	1:21.035	40.872	2:01.907	87.67	0.559	13:24:40.672
7 -	1:21.010	40.668	2:01.678 **(2)**	87.83	0.330	13:26:42.350
8 -	1:20.763	***40.585***	***2:01.348*** **(1)**	***88.07***		***13:28:43.698***
9 -	1:21.069	40.937	2:02.006	87.60	0.658	13:30:45.704
10 -	1:21.221	40.780	2:02.001	87.60	0.653	13:32:47.705

P12 57 C David MILLS Kawasaki - A51 Racing

IDEAL LAP TIME : 2:00.684 BEST LAP TIME : 2:00.838 DIFFERENCE : 0.154

LAP	SECTOR 1	SECTOR 2	LAP TIME	MPH	DIFF	TIME OF DAY
1 -		41.284	2:11.179	81.47	10.341	13:14:28.096
2 -	1:21.160	41.285	2:02.445	87.28	1.607	13:16:30.541
3 -	1:22.986	41.532	2:04.518	85.83	3.680	13:18:35.059
4 -	1:23.246	41.373	2:04.619	85.76	3.781	13:20:39.678
5 -	1:22.401	40.758	2:03.159	86.78	2.321	13:22:42.837
6 -	1:22.072	40.938	2:03.010	86.88	2.172	13:24:45.847
7 -	1:20.402	40.436	***2:00.838*** **(1)**	***88.44***		***13:26:46.685***
8 -	***1:20.291***	40.902	2:01.193 **(2)**	88.19	0.355	13:28:47.878
9 -	1:20.798	41.089	2:01.887	87.68	1.049	13:30:49.765
10 -	1:21.160	***40.393***	2:01.553 **(3)**	87.92	0.715	13:32:51.318

P13 64 C Barry CHAMBERLAIN Suzuki - Goldline Maintenance Services

IDEAL LAP TIME : 2:00.859 BEST LAP TIME : 2:01.140 DIFFERENCE : 0.281

LAP	SECTOR 1	SECTOR 2	LAP TIME	MPH	DIFF	TIME OF DAY
1 -		41.198	2:13.327	80.16	12.187	13:14:30.244
2 -	1:22.612	41.286	2:03.898	86.26	2.758	13:16:34.142
3 -	1:21.721	40.718	2:02.439	87.29	1.299	13:18:36.581
4 -	1:23.234	40.799	2:04.033	86.17	2.893	13:20:40.614
5 -	1:20.802	***40.416***	2:01.218 **(2)**	88.17	0.078	13:22:41.832
6 -	1:20.672	40.700	2:01.372 **(3)**	88.06	0.232	13:24:43.204
7 -	1:21.722	40.732	2:02.454	87.28	1.314	13:26:45.658
8 -	1:21.932	40.696	2:02.628	87.15	1.488	13:28:48.286

Weather / Track : Cloudy / Dry

Snetterton 300
Circuit Length = 2.9689 miles
Start: 13:12 Flag 13:31 End: 13:33

BMCRC - MRO Championships 2017 - Rnd 10 @ Snetterton 300

BG Products MRO Powerbikes inc Clubman 1000

RACE 4 - SECTOR ANALYSIS

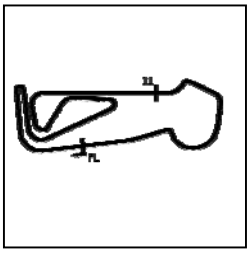

SECTOR 1 = FL to I1, SECTOR 2 = I1 to FL, DIFF = Difference To Personal Best Lap, P = Crossed Finish Line in Pit Lane, D = Time Disallowed

9 -	1:21.126	40.872	2:01.998	87.60	0.858	13:30:50.284
10 -	***1:20.443***	40.697	***2:01.140*** **(1)**	***88.22***		***13:32:51.424***

P14 55 C Paul GARNER Yamaha - A51 Racing

IDEAL LAP TIME : 2:01.477 BEST LAP TIME : 2:01.792 DIFFERENCE : 0.315

LAP	SECTOR 1	SECTOR 2	LAP TIME	MPH	DIFF	TIME OF DAY
1 -		41.132	2:10.263	82.04	8.471	13:14:27.180
2 -	1:21.245	41.592	2:02.837	87.01	1.045	13:16:30.017
3 -	1:22.892	41.525	2:04.417	85.90	2.625	13:18:34.434
4 -	1:23.477	41.000	2:04.477	85.86	2.685	13:20:38.911
5 -	1:22.899	40.703	2:03.602	86.47	1.810	13:22:42.513
6 -	1:21.901	40.817	2:02.718	87.09	0.926	13:24:45.231
7 -	1:21.557	***40.399***	2:01.956 **(3)**	87.63	0.164	13:26:47.187
8 -	1:21.141	40.651	***2:01.792*** **(1)**	***87.75***		***13:28:48.979***
9 -	1:21.449	41.023	2:02.472	87.26	0.680	13:30:51.451
10 -	***1:21.078***	40.775	2:01.853 **(2)**	87.71	0.061	13:32:53.304

P15 142 C Ross BARNES Kawasaki - FPRacing/Chasbikes

IDEAL LAP TIME : 2:01.152 BEST LAP TIME : 2:01.152 DIFFERENCE : 0.000

LAP	SECTOR 1	SECTOR 2	LAP TIME	MPH	DIFF	TIME OF DAY
1 -		42.269	2:12.570	80.62	11.418	13:14:29.487
2 -	1:22.891	41.502	2:04.393	85.92	3.241	13:16:33.880
3 -	1:22.247	41.293	2:03.540	86.51	2.388	13:18:37.420
4 -	1:22.410	41.413	2:03.823	86.31	2.671	13:20:41.243
5 -	1:22.621	41.425	2:04.046	86.16	2.894	13:22:45.289
6 -	1:21.427	40.840	2:02.267	87.41	1.115	13:24:47.556
7 -	1:21.077	40.425	2:01.502 **(2)**	87.96	0.350	13:26:49.058
8 -	1:21.326	40.803	2:02.129 **(3)**	87.51	0.977	13:28:51.187
9 -	1:21.548	40.610	2:02.158	87.49	1.006	13:30:53.345
10 -	***1:20.764***	***40.388***	***2:01.152*** **(1)**	***88.22***		***13:32:54.497***

P16 277 C Adrian AVERRE Yamaha - Ryders Alley Racing

IDEAL LAP TIME : 2:01.119 BEST LAP TIME : 2:01.119 DIFFERENCE : 0.000

LAP	SECTOR 1	SECTOR 2	LAP TIME	MPH	DIFF	TIME OF DAY
1 -		41.915	2:12.961	80.38	11.842	13:14:29.878
2 -	1:21.364	41.878	2:03.242	86.72	2.123	13:16:33.120
3 -	1:21.078	41.878	2:02.956	86.92	1.837	13:18:36.076
4 -	1:22.711	41.447	2:04.158	86.08	3.039	13:20:40.234
5 -	1:22.387	41.185	2:03.572	86.49	2.453	13:22:43.806
6 -	1:21.719	40.961	2:02.680 **(3)**	87.12	1.561	13:24:46.486
7 -	1:20.899	41.139	2:02.038 **(2)**	87.57	0.919	13:26:48.524
8 -	***1:20.703***	***40.416***	***2:01.119*** **(1)**	***88.24***		***13:28:49.643***
9 -	1:23.965	41.146	2:05.111	85.42	3.992	13:30:54.754
10 -	1:21.955	40.737	2:02.692	87.11	1.573	13:32:57.446

P17 41 David ABRAHAM Kawasaki - Cambridge Motorcycles

IDEAL LAP TIME : 2:02.433 BEST LAP TIME : 2:02.464 DIFFERENCE : 0.031

LAP	SECTOR 1	SECTOR 2	LAP TIME	MPH	DIFF	TIME OF DAY
1 -		42.081	2:16.865	78.09	14.401	13:14:33.782
2 -	1:24.702	41.602	2:06.304	84.62	3.840	13:16:40.086
3 -	1:22.540	41.689	2:04.229	86.03	1.765	13:18:44.315
4 -	1:24.010	42.278	2:06.288	84.63	3.824	13:20:50.603
5 -	1:22.292	41.232	2:03.524	86.52	1.060	13:22:54.127
6 -	1:22.539	***40.912***	2:03.451	86.57	0.987	13:24:57.578
7 -	1:22.241	41.183	2:03.424 **(3)**	86.59	0.960	13:27:01.002
8 -	1:22.474	41.502	2:03.976	86.21	1.512	13:29:04.978
9 -	***1:21.521***	40.943	***2:02.464*** **(1)**	***87.27***		***13:31:07.442***
10 -	1:21.813	41.168	2:02.981 **(2)**	86.90	0.517	13:33:10.423

Weather / Track : Cloudy / Dry

Snetterton 300
Circuit Length = 2.9689 miles
Start: 13:12 Flag 13:31 End: 13:33

BMCRC - MRO Championships 2017 - Rnd 10 @ Snetterton 300

BG Products MRO Powerbikes inc Clubman 1000

RACE 4 - SECTOR ANALYSIS

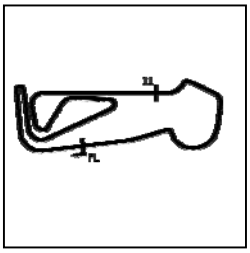

SECTOR 1 = FL to I1, SECTOR 2 = I1 to FL, DIFF = Difference To Personal Best Lap, P = Crossed Finish Line in Pit Lane, D = Time Disallowed

P18 7 C John DAVIS Yamaha -

IDEAL LAP TIME : 2:02.624 BEST LAP TIME : 2:02.624 DIFFERENCE : 0.000

LAP	SECTOR 1	SECTOR 2	LAP TIME	MPH	DIFF	TIME OF DAY
1 -		42.765	2:16.540	78.27	13.916	13:14:33.457
2 -	1:23.243	41.791	2:05.034	85.48	2.410	13:16:38.491
3 -	1:23.145	42.300	2:05.445	85.20	2.821	13:18:43.936
4 -	1:23.839	41.633	2:05.472	85.18	2.848	13:20:49.408
5 -	1:22.319	42.174	2:04.493	85.85	1.869	13:22:53.901
6 -	1:22.133	41.440	2:03.573 **(3)**	86.49	0.949	13:24:57.474
7 -	1:22.618	41.456	2:04.074	86.14	1.450	13:27:01.548
8 -	1:22.159	41.670	2:03.829	86.31	1.205	13:29:05.377
9 -	***1:21.498***	***41.126***	***2:02.624*** **(1)**	***87.16***		***13:31:08.001***
10 -	1:21.607	41.163	2:02.770 **(2)**	87.05	0.146	13:33:10.771

P19 12 David COMBRINCK Honda -

IDEAL LAP TIME : 2:04.973 BEST LAP TIME : 2:05.449 DIFFERENCE : 0.476

LAP	SECTOR 1	SECTOR 2	LAP TIME	MPH	DIFF	TIME OF DAY
1 -		43.039	2:15.707	78.75	10.258	13:14:32.624
2 -	***1:23.103***	42.346	***2:05.449*** **(1)**	***85.19***		***13:16:38.073***
3 -	1:23.369	42.405	2:05.774	84.97	0.325	13:18:43.847
4 -	1:24.029	42.564	2:06.593	84.42	1.144	13:20:50.440
5 -	1:24.057	41.960	2:06.017	84.81	0.568	13:22:56.457
6 -	1:23.708	42.269	2:05.977	84.84	0.528	13:25:02.434
7 -	1:23.904	42.094	2:05.998	84.82	0.549	13:27:08.432
8 -	1:23.612	41.914	2:05.526 **(2)**	85.14	0.077	13:29:13.958
9 -	1:23.403	42.447	2:05.850	84.92	0.401	13:31:19.808
10 -	1:23.705	***41.870***	2:05.575 **(3)**	85.11	0.126	13:33:25.383

P20 52 C Lee BARRETT Kawasaki - LKJ contract cleaning & dad/mum

IDEAL LAP TIME : 2:06.157 BEST LAP TIME : 2:06.825 DIFFERENCE : 0.668

LAP	SECTOR 1	SECTOR 2	LAP TIME	MPH	DIFF	TIME OF DAY
1 -		42.776	2:16.255	78.44	9.430	13:14:33.172
2 -	1:25.653	43.318	2:08.971	82.87	2.146	13:16:42.143
3 -	1:24.070	42.900	2:06.970 **(3)**	84.17	0.145	13:18:49.113
4 -	1:24.089	43.300	2:07.389	83.90	0.564	13:20:56.502
5 -	1:24.019	42.806	***2:06.825*** **(1)**	***84.27***		***13:23:03.327***
6 -	1:24.539	43.038	2:07.577	83.77	0.752	13:25:10.904
7 -	1:24.628	42.862	2:07.490	83.83	0.665	13:27:18.394
8 -	1:25.223	***42.552***	2:07.775	83.64	0.950	13:29:26.169
9 -	1:25.306	45.252	2:10.558	81.86	3.733	13:31:36.727
10 -	***1:23.605***	43.260	2:06.865 **(2)**	84.24	0.040	13:33:43.592

P21 44 Kevan BARRETT Kawasaki - LKJ Contracts

IDEAL LAP TIME : 2:17.361 BEST LAP TIME : 2:17.361 DIFFERENCE : 0.000

LAP	SECTOR 1	SECTOR 2	LAP TIME	MPH	DIFF	TIME OF DAY
1 -		46.588	2:23.564	74.44	6.203	13:14:40.481
2 -	1:31.206	47.327	2:18.533 **(3)**	77.15	1.172	13:16:59.014
3 -	1:32.704	47.071	2:19.775	76.46	2.414	13:19:18.789
4 -	1:32.357	46.448	2:18.805	77.00	1.444	13:21:37.594
5 -	1:31.712	46.381	2:18.093 **(2)**	77.39	0.732	13:23:55.687
6 -	1:32.836	46.476	2:19.312	76.72	1.951	13:26:14.999
7 -	1:31.923	46.737	2:18.660	77.08	1.299	13:28:33.659
8 -	1:31.444	47.660	2:19.104	76.83	1.743	13:30:52.763
9 -	***1:31.096***	***46.265***	***2:17.361*** **(1)**	***77.81***		***13:33:10.124***

P22 3 Jack CROUCHER Yamaha - Global Robots

IDEAL LAP TIME : 2:03.174 BEST LAP TIME : 2:04.229 DIFFERENCE : 1.055

LAP	SECTOR 1	SECTOR 2	LAP TIME	MPH	DIFF	TIME OF DAY
1 -		***40.721***	2:08.092	83.44	3.863	13:14:25.009

Weather / Track : Cloudy / Dry

Snetterton 300
Circuit Length = 2.9689 miles
Start: 13:12 Flag 13:31 End: 13:33

BMCRC - MRO Championships 2017 - Rnd 10 @ Snetterton 300

BG Products MRO Powerbikes inc Clubman 1000

RACE 4 - SECTOR ANALYSIS

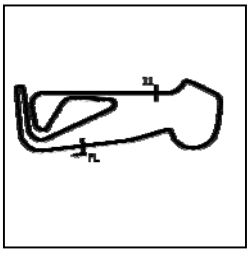

SECTOR 1 = FL to I1, SECTOR 2 = I1 to FL, DIFF = Difference To Personal Best Lap, P = Crossed Finish Line in Pit Lane, D = Time Disallowed

2 -	1:22.561	41.668	***2:04.229***	**(1)**	***86.03***		***13:16:29.238***
3 -	***1:22.453***	42.408	2:04.861	**(2)**	85.59	0.632	13:18:34.099

Weather / Track : Cloudy / Dry

Snetterton 300
Circuit Length = 2.9689 miles
Start: 13:12 Flag 13:31 End: 13:33

BMCRC - MRO Championships 2017 - Rnd 10 @ Snetterton 300

BG Products MRO Powerbikes inc Clubman 1000

RACE 4 - BEST SECTORS

	SECTOR 1			SECTOR 2			IDEAL / BEST COMPARISON					
POS	NO	NAME	TIME	NO	NAME	TIME	POS	NO	NAME	IDEAL	BEST	DIFF
									PERFECT LAP	1:54.323		
1	10	MORPHETT	**1:16.055**	10	MORPHETT	**38.268**	1	10	MORPHETT	1:54.323	1:54.564	0.241
2	1	PARKER	**1:16.556**	1	PARKER	**38.575**	2	1	PARKER	1:55.131	1:55.197	0.066
3	72	O'BRIEN	**1:17.481**	2	BAKER	**39.034**	3	72	O'BRIEN	1:56.680	1:56.883	0.203
4	2	BAKER	**1:17.686**	72	O'BRIEN	**39.199**	4	2	BAKER	1:56.720	1:56.805	0.085
5	5	O'DONOVAN	**1:17.997**	71	NORTON	**39.238**	5	71	NORTON	1:57.254	1:57.254	0.000
6	71	NORTON	**1:18.016**	5	O'DONOVAN	**39.472**	6	5	O'DONOVAN	1:57.469	1:57.575	0.106
7	54	HENEGHAN	**1:18.992**	54	HENEGHAN	**39.584**	7	54	HENEGHAN	1:58.576	1:58.759	0.183
8	76	BYARD	**1:18.994**	76	BYARD	**39.775**	8	76	BYARD	1:58.769	1:58.769	0.000
9	62	SILVAIN	**1:19.184**	62	SILVAIN	**39.897**	9	62	SILVAIN	1:59.081	1:59.081	0.000
10	8	COUGHLAN	**1:19.563**	142	BARNES	**40.388**	10	8	COUGHLAN	1:59.965	2:00.443	0.478
11	57	MILLS	**1:20.291**	57	MILLS	**40.393**	11	57	MILLS	2:00.684	2:00.838	0.154
12	24	SMITH	**1:20.395**	55	GARNER	**40.399**	12	64	CHAMBERLAIN	2:00.859	2:01.140	0.281
13	64	CHAMBERLAIN	**1:20.443**	8	COUGHLAN	**40.402**	13	24	SMITH	2:00.980	2:01.348	0.368
14	277	AVERRE	**1:20.703**	64	CHAMBERLAIN	**40.416**	14	277	AVERRE	2:01.119	2:01.119	0.000
15	142	BARNES	**1:20.764**	277	AVERRE	**40.416**	15	142	BARNES	2:01.152	2:01.152	0.000
16	55	GARNER	**1:21.078**	24	SMITH	**40.585**	16	55	GARNER	2:01.477	2:01.792	0.315
17	7	DAVIS	**1:21.498**	3	CROUCHER	**40.721**	17	41	ABRAHAM	2:02.433	2:02.464	0.031
18	41	ABRAHAM	**1:21.521**	41	ABRAHAM	**40.912**	18	7	DAVIS	2:02.624	2:02.624	0.000
19	3	CROUCHER	**1:22.453**	7	DAVIS	**41.126**	19	3	CROUCHER	2:03.174	2:04.229	1.055
20	12	COMBRINCK	**1:23.103**	12	COMBRINCK	**41.870**	20	12	COMBRINCK	2:04.973	2:05.449	0.476
21	52	BARRETT	**1:23.605**	52	BARRETT	**42.552**	21	52	BARRETT	2:06.157	2:06.825	0.668
22	44	BARRETT	**1:31.096**	44	BARRETT	**46.265**	22	44	BARRETT	2:17.361	2:17.361	0.000
23												

Weather / Track : Cloudy / Dry

Snetterton 300
Circuit Length = 2.9689 miles
Start: 13:12 Flag 13:31 End: 13:33

Results can be found at www.tsl-timing.com

Printed - 13:36 Saturday, 07 October 2017

BMCRC - MRO Championships 2017 - Rnd 10 @ Snetterton 300

BG Products MRO Powerbikes inc Clubman 1000

RACE 4 - GRID (7 Laps)

ROW 9	27			26			25	
ROW 8	24	14	Steven YOUNG	23	34	Jeremy NICHOLSON	22	44 Kevan BARRETT 2:17.361
ROW 7	21	52	Lee BARRETT 2:06.825	20	12	David COMBRINCK 2:05.449	19	3 Jack CROUCHER 2:04.229
ROW 6	18	7	John DAVIS 2:02.624	17	41	David ABRAHAM 2:02.464	16	55 Paul GARNER 2:01.792
ROW 5	15	24	Alan SMITH 2:01.348	14	142	Ross BARNES 2:01.152	13	64 Barry CHAMBERLAIN 2:01.140
ROW 4	12	277	Adrian AVERRE 2:01.119	11	57	David MILLS 2:00.838	10	8 John COUGHLAN 2:00.443
ROW 3	9	62	Kevin SILVAIN 1:59.081	8	76	Jason BYARD 1:58.769	7	54 Steve HENEGHAN 1:58.759
ROW 2	6	5	Kyle O'DONOVAN 1:57.575	5	71	Tom NORTON 1:57.254	4	72 Michael O'BRIEN 1:56.883
ROW 1	3	2	Peter BAKER 1:56.805	2	1	Colin PARKER 1:55.197	1	10 Joe MORPHETT 1:54.564

Pole

Snetterton 300
Circuit Length = 2.9689 miles

These results are provisional until the conclusion of any judicial and technical matters.

Clerk Of Course :		Timekeeper :

Results can be found at www.tsl-timing.com

Printed - 13:40 Saturday, 07 October 2017

BMCRC - MRO Championships 2017 - Rnd 10 @ Snetterton 300

BG Products MRO Powerbikes inc Clubman 1000

RACE 4 - CLASSIFICATION

POS	NO	CL	PIC	NAME	ENTRY	LAPS	TIME	GAP	DIFF	MPH	BEST	ON
1	**1**		1	Colin PARKER	Yamaha - Global Robots	**7**	14:58.286			83.28	**2:01.651**	7
2	**10**		2	Joe MORPHETT	Yamaha - LID365.com / ePayMe	**7**	14:59.272	**0.986**	0.986	83.19	**2:02.521**	7
3	**5**	C	1	Kyle O'DONOVAN	Yamaha - Global Robots	**7**	15:00.608	**2.322**	1.336	83.07	**2:03.157**	7
4	**62**	C	2	Kevin SILVAIN	Kawasaki - KSAUTOS	**7**	15:02.308	**4.022**	1.700	82.91	**2:04.318**	7
5	**2**		3	Peter BAKER	Kawasaki -	**7**	15:23.941	**25.655**	21.633	80.97	**2:05.576**	6
6	**3**		4	Jack CROUCHER	Yamaha - Global Robots	**7**	15:31.198	**32.912**	7.257	80.34	**2:07.633**	7
7	**71**	C	3	Tom NORTON	Kawasaki -	**7**	15:32.959	**34.673**	1.761	80.19	**2:09.065**	7
8	**142**	C	4	Ross BARNES	Kawasaki - FPRacing/Chasbikes	**7**	15:34.700	**36.414**	1.741	80.04	**2:10.827**	3
9	**72**		5	Michael O'BRIEN	Yamaha -	**7**	15:42.990	**44.704**	8.290	79.33	**2:12.403**	7
10	**24**		6	Alan SMITH	Kawasaki - Orwells Mcs	**7**	15:43.196	**44.910**	0.206	79.32	**2:12.244**	7
11	**64**	C	5	Barry CHAMBERLAIN	Suzuki - Goldline Maintenance Services	**7**	15:44.236	**45.950**	1.040	79.23	**2:12.392**	6
12	**8**		7	John COUGHLAN	Aprilia - BIKERSWORLD	**7**	15:48.566	**50.280**	4.330	78.87	**2:11.187**	6
13	**41**		8	David ABRAHAM	Kawasaki - Cambridge Motorcycles	**7**	15:53.831	**55.545**	5.265	78.43	**2:08.812**	7
14	**57**	C	6	David MILLS	Kawasaki - A51 Racing	**7**	16:01.409	**1:03.123**	7.578	77.81	**2:12.211**	6
15	**12**		9	David COMBRINCK	Honda -	**7**	16:08.530	**1:10.244**	7.121	77.24	**2:15.131**	4
16	**37**	C	7	Aldo MORELLO	Yamaha - UK Roofing & Plastics Supplies Ltd	**7**	16:14.563	**1:16.277**	6.033	76.76	**2:16.191**	6
17	**76**		10	Jason BYARD	Yamaha - May Construction	**7**	16:14.850	**1:16.564**	0.287	76.74	**2:16.176**	5
18	**52**	C	8	Lee BARRETT	Kawasaki - LKJ contract cleaning & dad/mum	**7**	16:25.875	**1:27.589**	11.025	75.88	**2:17.230**	4
19	**7**	C	9	John DAVIS	Yamaha -	**7**	16:28.652	**1:30.366**	2.777	75.67	**2:16.764**	4
20	**14**	C	10	Steven YOUNG	Honda - WDE Recruitment	**6**	14:57.913	**1 Lap**	1 Lap	71.41	**2:25.806**	2
21	**34**	C	11	Jeremy NICHOLSON	Suzuki - Freshwater Estates	**6**	15:01.033	**1 Lap**	3.120	71.17	**2:22.477**	6
					NOT CLASSIFIED							
DNF	**86**	C		David SHOUBRIDGE	Ducati - Old Garage Legends	**4**	9:10.313	**3 Laps**	2 Laps	77.68	**2:14.552**	2
DNF	**277**	C		Adrian AVERRE	Yamaha - Ryders Alley Racing	**4**	9:11.395	**3 Laps**	1.082	77.53	**2:11.607**	4
DNF	**54**			Steve HENEGHAN	Kawasaki - ReactiveParts.com	**0**						

FASTEST LAP

1		Colin PARKER	Yamaha - Global Robots	**7**	2:01.651	87.85 mph	141.39 kph
5	C	Kyle O'DONOVAN	Yamaha - Global Robots	**7**	2:03.157	86.78 mph	139.66 kph

Class - 90% of Race Speed = 74.95 mph
Class C - 90% of Race Speed = 74.76 mph

Snetterton 300
Circuit Length = 2.9689 miles
Start: 12:00 Flag 12:15 End: 12:17

Weather / Track : Cloudy / Drying
These results are provisional until the conclusion of any judicial and technical matters.

Clerk Of Course :		Timekeeper :

Results can be found at www.tsl-timing.com

Printed - 12:18 Sunday, 08 October 2017

BMCRC - MRO Championships 2017 - Rnd 10 @ Snetterton 300

BG Products MRO Powerbikes inc Clubman 1000

RACE 4 - LAP CHART

LAP 1 @ 12:02:43.322

NO	BEHIND	LAP TIME
10		2:20.402
1	0.190	2:20.592
72	1.243	2:21.645
71	1.299	2:21.701
62	1.553	2:21.955
5	1.695	2:22.097
64	1.741	2:22.143
142	2.167	2:22.569
24	3.046	2:23.448
86	5.268	2:25.670
3	5.878	2:26.280
76	6.381	2:26.783
7	7.548	2:27.950
8	7.671	2:28.073
277	8.147	2:28.549
2	9.362	2:29.764
57	9.736	2:30.138
12	9.957	2:30.359
37	10.125	2:30.527
41	10.942	2:31.344
52	11.175	2:31.577
14	19.026	2:39.428
34	21.079	2:41.481

LAP 2 @ 12:04:54.795

NO	BEHIND	LAP TIME
10		2:11.473
1	0.071	2:11.354
62	0.404	2:10.324
71	0.565	2:10.739
5	1.386	2:11.164
142	4.355	2:13.661
72	4.558	2:14.788
24	5.796	2:14.223
64	5.830	2:15.562
3	8.112	2:13.707
86	8.347	2:14.552
2	13.771	2:15.882
8	14.847	2:18.649
277	15.324	2:18.650
12	15.581	2:17.097
76	16.321	2:21.413
57	17.134	2:18.871
7	17.609	2:21.534
37	18.028	2:19.376
41	18.420	2:18.951
52	19.188	2:19.486
14	33.359	2:25.806
34	41.926	2:32.320

LAP 3 @ 12:07:03.811

NO	BEHIND	LAP TIME
10		2:09.016
1	0.061	2:09.006
62	0.749	2:09.361
5	0.807	2:08.437
71	3.420	2:11.871
142	6.166	2:10.827
72	9.438	2:13.896
3	10.380	2:11.284
24	11.022	2:14.242
64	11.132	2:14.318
2	12.915	2:08.160
86	14.459	2:15.128
277	18.897	2:12.589
8	20.789	2:14.958
12	22.261	2:15.696
7	26.038	2:17.445
57	26.309	2:18.191
37	26.664	2:17.652
76	26.697	2:19.392
41	27.510	2:18.106
52	28.620	2:18.448
14	52.787	2:28.444
34	1:03.560	2:30.650

LAP 4 @ 12:09:09.900

NO	BEHIND	LAP TIME
10		2:06.089
1	0.085	2:06.113
5	0.375	2:05.657
62	1.236	2:06.576
71	11.227	2:13.896
142	11.887	2:11.810
3	15.276	2:10.985
2	15.521	2:08.695
72	17.141	2:13.792
24	17.703	2:12.770
64	19.027	2:13.984
86	23.333	2:14.963
277	24.415	2:11.607
8	25.986	2:11.286
12	31.303	2:15.131
57	35.645	2:15.425
7	36.713	2:16.764
41	36.735	2:15.314
37	36.967	2:16.392
76	38.933	2:18.325
52	39.761	2:17.230
14	1:12.628	2:25.930
34	1:25.536	2:28.065

LAP 5 @ 12:11:14.892

NO	BEHIND	LAP TIME
10		2:04.992
1	0.008	2:04.915
5	0.622	2:05.239
62	1.509	2:05.265
142	19.836	2:12.941
71	19.872	2:13.637
2	19.935	2:09.406
3	20.133	2:09.849
72	25.783	2:13.634
24	26.049	2:13.338
64	27.467	2:13.432
8	33.124	2:12.130
12	41.513	2:15.202
41	43.621	2:11.878
57	44.906	2:14.253
37	49.567	2:17.592
76	50.117	2:16.176
7	52.046	2:20.325
52	54.197	2:19.428
14	1:37.231	2:29.595
34	1:46.584	2:26.040

LAP 6 @ 12:13:19.555

NO	BEHIND	LAP TIME
1		2:04.655
10	0.116	2:04.779
5	0.816	2:04.857
62	1.355	2:04.509
2	20.848	2:05.576
3	26.930	2:11.460
142	27.201	2:12.028
71	27.259	2:12.050
72	33.952	2:12.832
24	34.317	2:12.931
64	35.196	2:12.392
8	39.648	2:11.187
41	48.384	2:09.426
57	52.454	2:12.211
12	53.969	2:17.119
37	1:01.095	2:16.191
76	1:01.941	2:16.487
7	1:09.162	2:21.779
52	1:09.211	2:19.677
14	2:01.278	2:28.710

LAP 7 @ 12:15:21.206

NO	BEHIND	LAP TIME
1		2:01.651
10	0.986	2:02.521
5	2.322	2:03.157
34	1 Lap	2:22.477
62	4.022	2:04.318
2	25.655	2:06.458
3	32.912	2:07.633
71	34.673	2:09.065
142	36.414	2:10.864
72	44.704	2:12.403
24	44.910	2:12.244
64	45.950	2:12.405
8	50.280	2:12.283
41	55.545	2:08.812
57	1:03.123	2:12.320
12	1:10.244	2:17.926
37	1:16.277	2:16.833
76	1:16.564	2:16.274
52	1:27.589	2:20.029
7	1:30.366	2:22.855

Weather / Track : Cloudy / Drying

Snetterton 300
Circuit Length = 2.9689 miles
Start: 12:00 Flag 12:15 End: 12:17

Results can be found at www.tsl-timing.com

Printed - 12:19 Sunday, 08 October 2017

BMCRC - MRO Championships 2017 - Rnd 10 @ Snetterton 300

BG Products MRO Powerbikes inc Clubman 1000

RACE 4 - SECTOR ANALYSIS

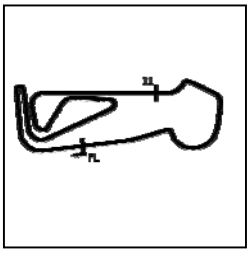

SECTOR 1 = FL to I1, SECTOR 2 = I1 to FL, DIFF = Difference To Personal Best Lap, P = Crossed Finish Line in Pit Lane, D = Time Disallowed

P1 1 Colin PARKER Yamaha - Global Robots

IDEAL LAP TIME : 2:01.651 BEST LAP TIME : 2:01.651 DIFFERENCE : 0.000

LAP	SECTOR 1	SECTOR 2	LAP TIME	MPH	DIFF	TIME OF DAY
1 -		45.452	2:20.592	76.02	18.941	12:02:43.512
2 -	1:26.990	44.364	2:11.354	81.36	9.703	12:04:54.866
3 -	1:25.154	43.852	2:09.006	82.84	7.355	12:07:03.872
4 -	1:23.265	42.848	2:06.113	84.75	4.462	12:09:09.985
5 -	1:22.321	42.594	2:04.915 **(3)**	85.56	3.264	12:11:14.900
6 -	1:22.664	41.991	2:04.655 **(2)**	85.74	3.004	12:13:19.555
7 -	***1:20.337***	***41.314***	***2:01.651*** **(1)**	***87.85***		***12:15:21.206***

P2 10 Joe MORPHETT Yamaha - LID365.com / ePayMe

IDEAL LAP TIME : 2:02.521 BEST LAP TIME : 2:02.521 DIFFERENCE : 0.000

LAP	SECTOR 1	SECTOR 2	LAP TIME	MPH	DIFF	TIME OF DAY
1 -		45.869	2:20.402	76.12	17.881	12:02:43.322
2 -	1:26.956	44.517	2:11.473	81.29	8.952	12:04:54.795
3 -	1:25.016	44.000	2:09.016	82.84	6.495	12:07:03.811
4 -	1:23.119	42.970	2:06.089	84.76	3.568	12:09:09.900
5 -	1:22.247	42.745	2:04.992 **(3)**	85.51	2.471	12:11:14.892
6 -	1:22.439	42.340	2:04.779 **(2)**	85.65	2.258	12:13:19.671
7 -	***1:20.451***	***42.070***	***2:02.521*** **(1)**	***87.23***		***12:15:22.192***

P3 5 C Kyle O'DONOVAN Yamaha - Global Robots

IDEAL LAP TIME : 2:03.157 BEST LAP TIME : 2:03.157 DIFFERENCE : 0.000

LAP	SECTOR 1	SECTOR 2	LAP TIME	MPH	DIFF	TIME OF DAY
1 -		46.656	2:22.097	75.21	18.940	12:02:45.017
2 -	1:27.792	43.372	2:11.164	81.48	8.007	12:04:56.181
3 -	1:25.210	43.227	2:08.437	83.21	5.280	12:07:04.618
4 -	1:23.182	42.475	2:05.657	85.05	2.500	12:09:10.275
5 -	1:22.503	42.736	2:05.239 **(3)**	85.34	2.082	12:11:15.514
6 -	1:22.679	42.178	2:04.857 **(2)**	85.60	1.700	12:13:20.371
7 -	***1:21.312***	***41.845***	***2:03.157*** **(1)**	***86.78***		***12:15:23.528***

P4 62 C Kevin SILVAIN Kawasaki - KSAUTOS

IDEAL LAP TIME : 2:03.697 BEST LAP TIME : 2:04.318 DIFFERENCE : 0.621

LAP	SECTOR 1	SECTOR 2	LAP TIME	MPH	DIFF	TIME OF DAY
1 -		45.751	2:21.955	75.29	17.637	12:02:44.875
2 -	1:26.491	43.833	2:10.324	82.01	6.006	12:04:55.199
3 -	1:25.147	44.214	2:09.361	82.62	5.043	12:07:04.560
4 -	1:24.171	42.405	2:06.576	84.44	2.258	12:09:11.136
5 -	1:23.254	42.011	2:05.265 **(3)**	85.32	0.947	12:11:16.401
6 -	1:22.712	***41.797***	2:04.509 **(2)**	85.84	0.191	12:13:20.910
7 -	***1:21.900***	42.418	***2:04.318*** **(1)**	***85.97***		***12:15:25.228***

P5 2 Peter BAKER Kawasaki -

IDEAL LAP TIME : 2:05.489 BEST LAP TIME : 2:05.576 DIFFERENCE : 0.087

LAP	SECTOR 1	SECTOR 2	LAP TIME	MPH	DIFF	TIME OF DAY
1 -		47.436	2:29.764	71.36	24.188	12:02:52.684
2 -	1:30.619	45.263	2:15.882	78.65	10.306	12:05:08.566
3 -	1:24.902	43.258	2:08.160 **(3)**	83.39	2.584	12:07:16.726
4 -	1:24.760	43.935	2:08.695	83.04	3.119	12:09:25.421
5 -	1:24.622	44.784	2:09.406	82.59	3.830	12:11:34.827
6 -	1:23.261	***42.315***	***2:05.576*** **(1)**	***85.11***		***12:13:40.403***
7 -	***1:23.174***	43.284	2:06.458 **(2)**	84.51	0.882	12:15:46.861

P6 3 Jack CROUCHER Yamaha - Global Robots

IDEAL LAP TIME : 2:07.633 BEST LAP TIME : 2:07.633 DIFFERENCE : 0.000

LAP	SECTOR 1	SECTOR 2	LAP TIME	MPH	DIFF	TIME OF DAY

Weather / Track : Cloudy / Drying

Snetterton 300
Circuit Length = 2.9689 miles
Start: 12:00 Flag 12:15 End: 12:17

BMCRC - MRO Championships 2017 - Rnd 10 @ Snetterton 300

BG Products MRO Powerbikes inc Clubman 1000

RACE 4 - SECTOR ANALYSIS

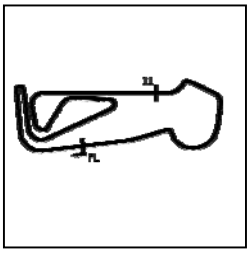

SECTOR 1 = FL to I1, SECTOR 2 = I1 to FL, DIFF = Difference To Personal Best Lap, P = Crossed Finish Line in Pit Lane, D = Time Disallowed

1 -		46.221	2:26.280		73.06	18.647	12:02:49.200
2 -	1:28.136	45.571	2:13.707		79.93	6.074	12:05:02.907
3 -	1:26.513	44.771	2:11.284		81.41	3.651	12:07:14.191
4 -	1:26.949	44.036	2:10.985	**(3)**	81.59	3.352	12:09:25.176
5 -	1:26.248	43.601	2:09.849	**(2)**	82.31	2.216	12:11:35.025
6 -	1:27.344	44.116	2:11.460		81.30	3.827	12:13:46.485
7 -	***1:24.451***	***43.182***	***2:07.633***	**(1)**	***83.74***		***12:15:54.118***

P7 71 C Tom NORTON Kawasaki -

IDEAL LAP TIME : 2:09.065 BEST LAP TIME : 2:09.065 DIFFERENCE : 0.000

LAP	SECTOR 1	SECTOR 2	LAP TIME		MPH	DIFF	TIME OF DAY
1 -		46.535	2:21.701		75.42	12.636	12:02:44.621
2 -	1:26.362	44.377	2:10.739	**(2)**	81.75	1.674	12:04:55.360
3 -	1:27.025	44.846	2:11.871	**(3)**	81.04	2.806	12:07:07.231
4 -	1:28.799	45.097	2:13.896		79.82	4.831	12:09:21.127
5 -	1:28.776	44.861	2:13.637		79.97	4.572	12:11:34.764
6 -	1:28.048	44.002	2:12.050		80.93	2.985	12:13:46.814
7 -	***1:25.722***	***43.343***	***2:09.065***	**(1)**	***82.81***		***12:15:55.879***

P8 142 C Ross BARNES Kawasaki - FPRacing/Chasbikes

IDEAL LAP TIME : 2:10.558 BEST LAP TIME : 2:10.827 DIFFERENCE : 0.269

LAP	SECTOR 1	SECTOR 2	LAP TIME		MPH	DIFF	TIME OF DAY
1 -		45.602	2:22.569		74.96	11.742	12:02:45.489
2 -	1:28.599	45.062	2:13.661		79.96	2.834	12:04:59.150
3 -	1:27.188	43.639	***2:10.827***	**(1)**	***81.69***		***12:07:09.977***
4 -	***1:27.064***	44.746	2:11.810	**(3)**	81.08	0.983	12:09:21.787
5 -	1:28.212	44.729	2:12.941		80.39	2.114	12:11:34.728
6 -	1:27.577	44.451	2:12.028		80.95	1.201	12:13:46.756
7 -	1:27.370	***43.494***	2:10.864	**(2)**	81.67	0.037	12:15:57.620

P9 72 Michael O'BRIEN Yamaha -

IDEAL LAP TIME : 2:12.403 BEST LAP TIME : 2:12.403 DIFFERENCE : 0.000

LAP	SECTOR 1	SECTOR 2	LAP TIME		MPH	DIFF	TIME OF DAY
1 -		46.717	2:21.645		75.45	9.242	12:02:44.565
2 -	1:28.650	46.138	2:14.788		79.29	2.385	12:04:59.353
3 -	1:28.819	45.077	2:13.896		79.82	1.493	12:07:13.249
4 -	1:28.074	45.718	2:13.792		79.88	1.389	12:09:27.041
5 -	1:27.702	45.932	2:13.634	**(3)**	79.98	1.231	12:11:40.675
6 -	1:27.648	45.184	2:12.832	**(2)**	80.46	0.429	12:13:53.507
7 -	***1:27.574***	***44.829***	***2:12.403***	**(1)**	***80.72***		***12:16:05.910***

P10 24 Alan SMITH Kawasaki - Orwells Mcs

IDEAL LAP TIME : 2:12.120 BEST LAP TIME : 2:12.244 DIFFERENCE : 0.124

LAP	SECTOR 1	SECTOR 2	LAP TIME		MPH	DIFF	TIME OF DAY
1 -		***44.823***	2:23.448		74.50	11.204	12:02:46.368
2 -	1:28.451	45.772	2:14.223		79.62	1.979	12:05:00.591
3 -	1:28.925	45.317	2:14.242		79.61	1.998	12:07:14.833
4 -	1:27.532	45.238	2:12.770	**(2)**	80.50	0.526	12:09:27.603
5 -	1:27.806	45.532	2:13.338		80.15	1.094	12:11:40.941
6 -	1:27.752	45.179	2:12.931	**(3)**	80.40	0.687	12:13:53.872
7 -	***1:27.297***	44.947	***2:12.244***	**(1)**	***80.82***		***12:16:06.116***

P11 64 C Barry CHAMBERLAIN Suzuki - Goldline Maintenance Services

IDEAL LAP TIME : 2:12.358 BEST LAP TIME : 2:12.392 DIFFERENCE : 0.034

LAP	SECTOR 1	SECTOR 2	LAP TIME		MPH	DIFF	TIME OF DAY
1 -		46.384	2:22.143		75.19	9.751	12:02:45.063
2 -	1:29.020	46.542	2:15.562		78.84	3.170	12:05:00.625
3 -	1:28.507	45.811	2:14.318		79.57	1.926	12:07:14.943
4 -	1:28.950	45.034	2:13.984		79.77	1.592	12:09:28.927

Weather / Track : Cloudy / Drying

Snetterton 300
Circuit Length = 2.9689 miles
Start: 12:00 Flag 12:15 End: 12:17

BMCRC - MRO Championships 2017 - Rnd 10 @ Snetterton 300

BG Products MRO Powerbikes inc Clubman 1000

RACE 4 - SECTOR ANALYSIS

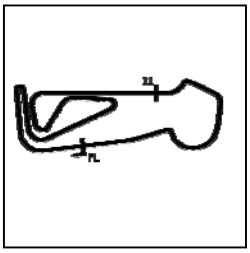

SECTOR 1 = FL to I1, SECTOR 2 = I1 to FL, DIFF = Difference To Personal Best Lap, P = Crossed Finish Line in Pit Lane, D = Time Disallowed

5 -	1:28.345	45.087	2:13.432	(3)	80.10	1.040	12:11:42.359
6 -	1:27.881	***44.511***	***2:12.392***	**(1)**	***80.73***		***12:13:54.751***
7 -	***1:27.847***	44.558	2:12.405	**(2)**	80.72	0.013	12:16:07.156

P12 8 John COUGHLAN Aprilia - BIKERSWORLD

IDEAL LAP TIME : 2:10.610 BEST LAP TIME : 2:11.187 DIFFERENCE : 0.577

LAP	SECTOR 1	SECTOR 2	LAP TIME		MPH	DIFF	TIME OF DAY
1 -		47.788	2:28.073		72.18	16.886	12:02:50.993
2 -	1:32.582	46.067	2:18.649		77.08	7.462	12:05:09.642
3 -	1:29.434	45.524	2:14.958		79.19	3.771	12:07:24.600
4 -	1:27.279	***44.007***	2:11.286	**(2)**	81.41	0.099	12:09:35.886
5 -	1:27.370	44.760	2:12.130	**(3)**	80.89	0.943	12:11:48.016
6 -	***1:26.603***	44.584	***2:11.187***	**(1)**	***81.47***		***12:13:59.203***
7 -	1:27.180	45.103	2:12.283		80.79	1.096	12:16:11.486

P13 41 David ABRAHAM Kawasaki - Cambridge Motorcycles

IDEAL LAP TIME : 2:08.811 BEST LAP TIME : 2:08.812 DIFFERENCE : 0.001

LAP	SECTOR 1	SECTOR 2	LAP TIME		MPH	DIFF	TIME OF DAY
1 -		47.751	2:31.344		70.62	22.532	12:02:54.264
2 -	1:31.874	47.077	2:18.951		76.91	10.139	12:05:13.215
3 -	1:30.504	47.602	2:18.106		77.39	9.294	12:07:31.321
4 -	1:28.767	46.547	2:15.314		78.98	6.502	12:09:46.635
5 -	1:28.024	43.854	2:11.878	**(3)**	81.04	3.066	12:11:58.513
6 -	1:26.162	***43.264***	2:09.426	**(2)**	82.58	0.614	12:14:07.939
7 -	***1:25.547***	43.265	***2:08.812***	**(1)**	***82.97***		***12:16:16.751***

P14 57 C David MILLS Kawasaki - A51 Racing

IDEAL LAP TIME : 2:11.848 BEST LAP TIME : 2:12.211 DIFFERENCE : 0.363

LAP	SECTOR 1	SECTOR 2	LAP TIME		MPH	DIFF	TIME OF DAY
1 -		49.130	2:30.138		71.18	17.927	12:02:53.058
2 -	1:32.021	46.850	2:18.871		76.96	6.660	12:05:11.929
3 -	1:30.780	47.411	2:18.191		77.34	5.980	12:07:30.120
4 -	1:29.436	45.989	2:15.425		78.92	3.214	12:09:45.545
5 -	1:29.180	***45.073***	2:14.253	**(3)**	79.61	2.042	12:11:59.798
6 -	***1:26.775***	45.436	***2:12.211***	**(1)**	***80.84***		***12:14:12.009***
7 -	1:26.883	45.437	2:12.320	**(2)**	80.77	0.109	12:16:24.329

P15 12 David COMBRINCK Honda -

IDEAL LAP TIME : 2:14.967 BEST LAP TIME : 2:15.131 DIFFERENCE : 0.164

LAP	SECTOR 1	SECTOR 2	LAP TIME		MPH	DIFF	TIME OF DAY
1 -		47.582	2:30.359		71.08	15.228	12:02:53.279
2 -	1:31.299	45.798	2:17.097		77.95	1.966	12:05:10.376
3 -	1:30.296	45.400	2:15.696	**(3)**	78.76	0.565	12:07:26.072
4 -	***1:29.650***	45.481	***2:15.131***	**(1)**	***79.09***		***12:09:41.203***
5 -	1:29.885	***45.317***	2:15.202	**(2)**	79.05	0.071	12:11:56.405
6 -	1:30.400	46.719	2:17.119		77.94	1.988	12:14:13.524
7 -	1:31.780	46.146	2:17.926		77.49	2.795	12:16:31.450

P16 37 C Aldo MORELLO Yamaha - UK Roofing & Plastics Supplies Ltd

IDEAL LAP TIME : 2:15.606 BEST LAP TIME : 2:16.191 DIFFERENCE : 0.585

LAP	SECTOR 1	SECTOR 2	LAP TIME		MPH	DIFF	TIME OF DAY
1 -		47.699	2:30.527		71.00	14.336	12:02:53.447
2 -	1:32.149	47.227	2:19.376		76.68	3.185	12:05:12.823
3 -	1:30.413	47.239	2:17.652		77.64	1.461	12:07:30.475
4 -	***1:29.239***	47.153	2:16.392	**(2)**	78.36	0.201	12:09:46.867
5 -	1:30.984	46.608	2:17.592		77.67	1.401	12:12:04.459
6 -	1:29.824	***46.367***	***2:16.191***	**(1)**	***78.47***		***12:14:20.650***
7 -	1:29.954	46.879	2:16.833	**(3)**	78.11	0.642	12:16:37.483

Weather / Track : Cloudy / Drying

Snetterton 300
Circuit Length = 2.9689 miles
Start: 12:00 Flag 12:15 End: 12:17

BMCRC - MRO Championships 2017 - Rnd 10 @ Snetterton 300

BG Products MRO Powerbikes inc Clubman 1000

RACE 4 - SECTOR ANALYSIS

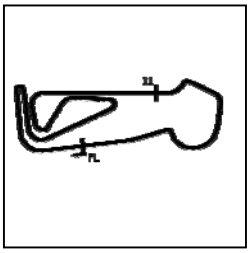

SECTOR 1 = FL to I1, SECTOR 2 = I1 to FL, DIFF = Difference To Personal Best Lap, P = Crossed Finish Line in Pit Lane, D = Time Disallowed

P17 76 Jason BYARD Yamaha - May Construction

IDEAL LAP TIME : 2:15.565 BEST LAP TIME : 2:16.176 DIFFERENCE : 0.611

LAP	SECTOR 1	SECTOR 2	LAP TIME	MPH	DIFF	TIME OF DAY
1 -		47.060	2:26.783	72.81	10.607	12:02:49.703
2 -	1:35.175	46.238	2:21.413	75.58	5.237	12:05:11.116
3 -	1:31.904	47.488	2:19.392	76.67	3.216	12:07:30.508
4 -	1:32.272	46.053	2:18.325	77.26	2.149	12:09:48.833
5 -	***1:30.081***	46.095	***2:16.176*** **(1)**	***78.48***		***12:12:05.009***
6 -	1:30.208	46.279	2:16.487 **(3)**	78.30	0.311	12:14:21.496
7 -	1:30.790	***45.484***	2:16.274 **(2)**	78.43	0.098	12:16:37.770

P18 52 C Lee BARRETT Kawasaki - LKJ contract cleaning & dad/mum

IDEAL LAP TIME : 2:16.991 BEST LAP TIME : 2:17.230 DIFFERENCE : 0.239

LAP	SECTOR 1	SECTOR 2	LAP TIME	MPH	DIFF	TIME OF DAY
1 -		47.731	2:31.577	70.51	14.347	12:02:54.497
2 -	1:33.115	46.371	2:19.486	76.62	2.256	12:05:13.983
3 -	1:32.187	46.261	2:18.448 **(2)**	77.19	1.218	12:07:32.431
4 -	***1:30.816***	46.414	***2:17.230*** **(1)**	***77.88***		***12:09:49.661***
5 -	1:32.626	46.802	2:19.428 **(3)**	76.65	2.198	12:12:09.089
6 -	1:32.391	47.286	2:19.677	76.51	2.447	12:14:28.766
7 -	1:33.854	***46.175***	2:20.029	76.32	2.799	12:16:48.795

P19 7 C John DAVIS Yamaha -

IDEAL LAP TIME : 2:16.764 BEST LAP TIME : 2:16.764 DIFFERENCE : 0.000

LAP	SECTOR 1	SECTOR 2	LAP TIME	MPH	DIFF	TIME OF DAY
1 -		47.474	2:27.950	72.24	11.186	12:02:50.870
2 -	1:34.248	47.286	2:21.534	75.51	4.770	12:05:12.404
3 -	1:30.564	46.881	2:17.445 **(2)**	77.76	0.681	12:07:29.849
4 -	***1:30.014***	***46.750***	***2:16.764*** **(1)**	***78.14***		***12:09:46.613***
5 -	1:31.649	48.676	2:20.325 **(3)**	76.16	3.561	12:12:06.938
6 -	1:33.092	48.687	2:21.779	75.38	5.015	12:14:28.717
7 -	1:34.265	48.590	2:22.855	74.81	6.091	12:16:51.572

P20 14 C Steven YOUNG Honda - WDE Recruitment

IDEAL LAP TIME : 2:25.279 BEST LAP TIME : 2:25.806 DIFFERENCE : 0.527

LAP	SECTOR 1	SECTOR 2	LAP TIME	MPH	DIFF	TIME OF DAY
1 -		57.470	2:39.428	67.04	13.622	12:03:02.348
2 -	***1:36.252***	49.554	***2:25.806*** **(1)**	***73.30***		***12:05:28.154***
3 -	1:38.135	50.309	2:28.444 **(3)**	72.00	2.638	12:07:56.598
4 -	1:36.361	49.569	2:25.930 **(2)**	73.24	0.124	12:10:22.528
5 -	1:38.972	50.623	2:29.595	71.44	3.789	12:12:52.123
6 -	1:39.683	***49.027***	2:28.710	71.87	2.904	12:15:20.833

P21 34 C Jeremy NICHOLSON Suzuki - Freshwater Estates

IDEAL LAP TIME : 2:22.477 BEST LAP TIME : 2:22.477 DIFFERENCE : 0.000

LAP	SECTOR 1	SECTOR 2	LAP TIME	MPH	DIFF	TIME OF DAY
1 -		52.068	2:41.481	66.18	19.004	12:03:04.401
2 -	1:41.017	51.303	2:32.320	70.16	9.843	12:05:36.721
3 -	1:39.614	51.036	2:30.650	70.94	8.173	12:08:07.371
4 -	1:37.399	50.666	2:28.065 **(3)**	72.18	5.588	12:10:35.436
5 -	1:36.753	49.287	2:26.040 **(2)**	73.18	3.563	12:13:01.476
6 -	***1:33.833***	***48.644***	***2:22.477*** **(1)**	***75.01***		***12:15:23.953***

P22 86 C David SHOUBRIDGE Ducati - Old Garage Legends

IDEAL LAP TIME : 2:14.389 BEST LAP TIME : 2:14.552 DIFFERENCE : 0.163

LAP	SECTOR 1	SECTOR 2	LAP TIME	MPH	DIFF	TIME OF DAY
1 -		45.887	2:25.670	73.37	11.118	12:02:48.590
2 -	***1:28.720***	45.832	***2:14.552*** **(1)**	***79.43***		***12:05:03.142***

Weather / Track : Cloudy / Drying

Snetterton 300
Circuit Length = 2.9689 miles
Start: 12:00 Flag 12:15 End: 12:17

BMCRC - MRO Championships 2017 - Rnd 10 @ Snetterton 300

BG Products MRO Powerbikes inc Clubman 1000

RACE 4 - SECTOR ANALYSIS

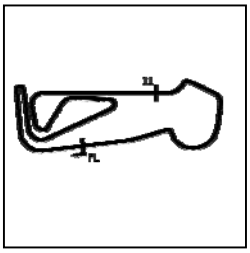

SECTOR 1 = FL to I1, SECTOR 2 = I1 to FL, DIFF = Difference To Personal Best Lap, P = Crossed Finish Line in Pit Lane, D = Time Disallowed

3 -	1:29.008	46.120	2:15.128 **(3)**	79.09	0.576	12:07:18.270
4 -	1:29.294	***45.669***	2:14.963 **(2)**	79.19	0.411	12:09:33.233

P23 277 C Adrian AVERRE Yamaha - Ryders Alley Racing

IDEAL LAP TIME : 2:11.607 BEST LAP TIME : 2:11.607 DIFFERENCE : 0.000

LAP	SECTOR 1	SECTOR 2	LAP TIME	MPH	DIFF	TIME OF DAY
1 -		46.780	2:28.549	71.94	16.942	12:02:51.469
2 -	1:32.743	45.907	2:18.650 **(3)**	77.08	7.043	12:05:10.119
3 -	1:27.909	44.680	2:12.589 **(2)**	80.61	0.982	12:07:22.708
4 -	***1:27.684***	***43.923***	***2:11.607*** **(1)**	***81.21***		***12:09:34.315***

Weather / Track : Cloudy / Drying

Snetterton 300
Circuit Length = 2.9689 miles
Start: 12:00 Flag 12:15 End: 12:17

BMCRC - MRO Championships 2017 - Rnd 10 @ Snetterton 300

BG Products MRO Powerbikes inc Clubman 1000

RACE 4 - BEST SECTORS

SECTOR 1				SECTOR 2			IDEAL / BEST COMPARISON					
POS	NO	NAME	TIME	NO	NAME	TIME	POS	NO	NAME	IDEAL	BEST	DIFF
									PERFECT LAP	2:01.651		
1	1	PARKER	**1:20.337**	1	PARKER	**41.314**	1	1	PARKER	2:01.651	2:01.651	0.000
2	10	MORPHETT	**1:20.451**	62	SILVAIN	**41.797**	2	10	MORPHETT	2:02.521	2:02.521	0.000
3	5	O'DONOVAN	**1:21.312**	5	O'DONOVAN	**41.845**	3	5	O'DONOVAN	2:03.157	2:03.157	0.000
4	62	SILVAIN	**1:21.900**	10	MORPHETT	**42.070**	4	62	SILVAIN	2:03.697	2:04.318	0.621
5	2	BAKER	**1:23.174**	2	BAKER	**42.315**	5	2	BAKER	2:05.489	2:05.576	0.087
6	3	CROUCHER	**1:24.451**	3	CROUCHER	**43.182**	6	3	CROUCHER	2:07.633	2:07.633	0.000
7	41	ABRAHAM	**1:25.547**	41	ABRAHAM	**43.264**	7	41	ABRAHAM	2:08.811	2:08.812	0.001
8	71	NORTON	**1:25.722**	71	NORTON	**43.343**	8	71	NORTON	2:09.065	2:09.065	0.000
9	8	COUGHLAN	**1:26.603**	142	BARNES	**43.494**	9	142	BARNES	2:10.558	2:10.827	0.269
10	57	MILLS	**1:26.775**	277	AVERRE	**43.923**	10	8	COUGHLAN	2:10.610	2:11.187	0.577
11	142	BARNES	**1:27.064**	8	COUGHLAN	**44.007**	11	277	AVERRE	2:11.607	2:11.607	0.000
12	24	SMITH	**1:27.297**	64	CHAMBERLAIN	**44.511**	12	57	MILLS	2:11.848	2:12.211	0.363
13	72	O'BRIEN	**1:27.574**	24	SMITH	**44.823**	13	24	SMITH	2:12.120	2:12.244	0.124
14	277	AVERRE	**1:27.684**	72	O'BRIEN	**44.829**	14	64	CHAMBERLAIN	2:12.358	2:12.392	0.034
15	64	CHAMBERLAIN	**1:27.847**	57	MILLS	**45.073**	15	72	O'BRIEN	2:12.403	2:12.403	0.000
16	86	SHOUBRIDGE	**1:28.720**	12	COMBRINCK	**45.317**	16	86	SHOUBRIDGE	2:14.389	2:14.552	0.163
17	37	MORELLO	**1:29.239**	76	BYARD	**45.484**	17	12	COMBRINCK	2:14.967	2:15.131	0.164
18	12	COMBRINCK	**1:29.650**	86	SHOUBRIDGE	**45.669**	18	76	BYARD	2:15.565	2:16.176	0.611
19	7	DAVIS	**1:30.014**	52	BARRETT	**46.175**	19	37	MORELLO	2:15.606	2:16.191	0.585
20	76	BYARD	**1:30.081**	37	MORELLO	**46.367**	20	7	DAVIS	2:16.764	2:16.764	0.000
21	52	BARRETT	**1:30.816**	7	DAVIS	**46.750**	21	52	BARRETT	2:16.991	2:17.230	0.239
22	34	NICHOLSON	**1:33.833**	34	NICHOLSON	**48.644**	22	34	NICHOLSON	2:22.477	2:22.477	0.000
23	14	YOUNG	**1:36.252**	14	YOUNG	**49.027**	23	14	YOUNG	2:25.279	2:25.806	0.527
24												

Weather / Track : Cloudy / Drying

Snetterton 300
Circuit Length = 2.9689 miles
Start: 12:00 Flag 12:15 End: 12:17

Results can be found at www.tsl-timing.com

Printed - 12:18 Sunday, 08 October 2017

BMCRC - MRO Championships 2017 - Rnd 10 @ Snetterton 300

BG Products MRO Powerbikes inc Clubman 1000

RACE 13 - GRID (5 Laps)

ROW 9			1		26	44 Kevan BARRETT	25	55 Paul GARNER
ROW 8	24	54 Steve HENEGHAN	23	2:25.806 14 Steven YOUNG	22	2:22.477 34 Jeremy NICHOLSON		
ROW 7			21	2:17.230 52 Lee BARRETT	20	2:16.764 7 John DAVIS	19	2:16.191 37 Aldo MORELLO
ROW 6	18	2:16.176 76 Jason BYARD	17	2:15.131 12 David COMBRINCK	16	2:14.552 86 David SHOUBRIDGE		
ROW 5			15	2:12.403 72 Michael O'BRIEN	14	2:12.392 64 Barry CHAMBERLAIN	13	2:12.244 24 Alan SMITH
ROW 4	12	2:12.211 57 David MILLS	11	2:11.607 277 Adrian AVERRE	10	2:11.187 8 John COUGHLAN		
ROW 3			9	2:10.827 142 Ross BARNES	8	2:09.065 71 Tom NORTON	7	2:08.812 41 David ABRAHAM
ROW 2	6	2:07.633 3 Jack CROUCHER	5	2:05.576 2 Peter BAKER	4	2:04.318 62 Kevin SILVAIN		
ROW 1			3	2:03.157 5 Kyle O'DONOVAN	2	2:02.521 10 Joe MORPHETT	1	2:01.651 1 Colin PARKER **Pole**

Snetterton 300
Circuit Length = 2.9689 miles

These results are provisional until the conclusion of any judicial and technical matters.

Clerk Of Course :		Timekeeper :

Results can be found at www.tsl-timing.com

Printed - 12:22 Sunday, 08 October 2017

BMCRC - MRO Championships 2017 - Rnd 10 @ Snetterton 300

BG Products MRO Powerbikes inc Clubman 1000

RACE 13 - CLASSIFICATION

POS	NO	CL	PIC	NAME	ENTRY	LAPS	TIME	GAP	DIFF	MPH	BEST	ON
1	**10**		1	Joe MORPHETT	Yamaha - LID365.com / ePayMe	**5**	9:40.032			92.13	**1:53.626**	2
2	**1**		2	Colin PARKER	Yamaha - Global Robots	**5**	9:45.773	**5.741**	5.741	91.23	**1:55.437**	5
3	**2**		3	Peter BAKER	Kawasaki -	**5**	9:47.696	**7.664**	1.923	90.93	**1:55.649**	5
4	**5**	C	1	Kyle O'DONOVAN	Yamaha - Global Robots	**5**	9:54.888	**14.856**	7.192	89.83	**1:56.869**	5
5	**72**		4	Michael O'BRIEN	Yamaha -	**5**	9:56.620	**16.588**	1.732	89.57	**1:56.021**	3
6	**71**	C	2	Tom NORTON	Kawasaki -	**5**	10:02.437	**22.405**	5.817	88.70	**1:57.938**	3
7	**62**	C	3	Kevin SILVAIN	Kawasaki - KSAUTOS	**5**	10:06.360	**26.328**	3.923	88.13	**1:59.536**	2
8	**8**		5	John COUGHLAN	Aprilia - BIKERSWORLD	**5**	10:09.461	**29.429**	3.101	87.68	**2:00.057**	3
9	**3**		6	Jack CROUCHER	Yamaha - Global Robots	**5**	10:09.549	**29.517**	0.088	87.67	**1:59.647**	3
10	**64**	C	4	Barry CHAMBERLAIN	Suzuki - Goldline Maintenance Services	**5**	10:11.709	**31.677**	2.160	87.36	**2:00.513**	4
11	**76**		7	Jason BYARD	Yamaha - May Construction	**5**	10:12.436	**32.404**	0.727	87.25	**1:58.654**	5
12	**86**	C	5	David SHOUBRIDGE	Ducati - Old Garage Legends	**5**	10:13.930	**33.898**	1.494	87.04	**1:59.399**	5
13	**54 ***		8	Steve HENEGHAN	Kawasaki - ReactiveParts.com	**5**	10:17.060	**37.028**	3.130	86.60	**1:57.416**	5
14	**24**		9	Alan SMITH	Kawasaki - Orwells Mcs	**5**	10:19.230	**39.198**	2.170	86.30	**2:00.893**	5
15	**142**	C	6	Ross BARNES	Kawasaki - FPRacing/Chasbikes	**5**	10:21.356	**41.324**	2.126	86.00	**2:01.812**	4
16	**37**	C	7	Aldo MORELLO	Yamaha - UK Roofing & Plastics Supplies Ltd	**5**	10:27.435	**47.403**	6.079	85.17	**2:02.904**	4
17	**57**	C	8	David MILLS	Kawasaki - A51 Racing	**5**	10:27.882	**47.850**	0.447	85.11	**2:02.278**	4
18	**55**	C	9	Paul GARNER	Yamaha - A51 Racing	**5**	10:28.442	**48.410**	0.560	85.03	**2:03.261**	4
19	**7**	C	10	John DAVIS	Yamaha -	**5**	10:29.904	**49.872**	1.462	84.83	**2:02.523**	5
20	**41**		10	David ABRAHAM	Kawasaki - Cambridge Motorcycles	**5**	10:33.043	**53.011**	3.139	84.41	**2:04.440**	2
21	**12**		11	David COMBRINCK	Honda -	**5**	10:38.627	**58.595**	5.584	83.68	**2:04.637**	5
22	**34**	C	11	Jeremy NICHOLSON	Suzuki - Freshwater Estates	**5**	10:43.679	**1:03.647**	5.052	83.02	**2:05.336**	4
23	**52**	C	12	Lee BARRETT	Kawasaki - LKJ contract cleaning & dad/mum	**5**	10:45.462	**1:05.430**	1.783	82.79	**2:06.718**	4
24	**14**	C	13	Steven YOUNG	Honda - WDE Recruitment	**5**	11:34.698	**1:54.666**	49.236	76.92	**2:08.725**	2
25	**44**		12	Kevan BARRETT	Kawasaki - LKJ Contracts	**5**	11:50.533	**2:10.501**	15.835	75.21	**2:19.921**	2

FASTEST LAP

10		Joe MORPHETT	Yamaha - LID365.com / ePayMe	**2**	1:53.626	94.06 mph	151.38 kph
5	C	Kyle O'DONOVAN	Yamaha - Global Robots	**5**	1:56.869	91.45 mph	147.18 kph

No 54 - 10 Second penalty jump start
Class - 90% of Race Speed = 82.91 mph
Class C - 90% of Race Speed = 80.84 mph

Snetterton 300
Circuit Length = 2.9689 miles
Start: 15:47 Flag 15:56 End: 15:59

Weather / Track : Bright / Dry
These results are provisional until the conclusion of any judicial and technical matters.

Clerk Of Course :		Timekeeper :

Results can be found at www.tsl-timing.com

Printed - 15:59 Sunday, 08 October 2017

BMCRC - MRO Championships 2017 - Rnd 10 @ Snetterton 300

BG Products MRO Powerbikes inc Clubman 1000

RACE 13 - LAP CHART

LAP 1 @ 15:49:13.938

NO	BEHIND	LAP TIME
10		2:00.838
1	0.582	2:01.420
2	2.621	2:03.459
5	4.208	2:05.046
71	5.664	2:06.502
62	6.458	2:07.296
8	7.593	2:08.431
72	8.005	2:08.843
64	8.178	2:09.016
3	8.363	2:09.201
54	9.724	2:10.562
142	9.866	2:10.704
24	10.653	2:11.491
76	11.347	2:12.185
41	11.801	2:12.639
57	12.025	2:12.863
55	12.343	2:13.181
86	12.399	2:13.237
37	12.774	2:13.612
7	13.529	2:14.367
12	14.952	2:15.790
52	16.443	2:17.281
14	18.279	2:19.117
34	18.378	2:19.216
44	25.217	2:26.055

LAP 2 @ 15:51:07.564

NO	BEHIND	LAP TIME
10		1:53.626
1	2.870	1:55.914
2	5.643	1:56.648
5	8.706	1:58.124
71	10.089	1:58.051
62	12.368	1:59.536
72	12.482	1:58.103
8	14.530	2:00.563
3	15.161	2:00.424
64	15.307	2:00.755
54	15.362	1:59.264
76	18.735	2:01.014
142	19.342	2:03.102
86	19.703	2:00.930
24	20.291	2:03.264
41	22.615	2:04.440
57	22.848	2:04.449
55	22.888	2:04.171
37	23.039	2:03.891
7	24.188	2:04.285
12	27.539	2:06.213
52	29.846	2:07.029
34	32.385	2:07.633
14	33.378	2:08.725
44	51.512	2:19.921

LAP 3 @ 15:53:01.908

NO	BEHIND	LAP TIME
10		1:54.344
1	5.406	1:56.880
2	7.581	1:56.282
5	12.122	1:57.760
71	13.683	1:57.938
72	14.159	1:56.021
62	17.624	1:59.600
8	20.243	2:00.057
3	20.464	1:59.647
54	20.550	1:59.532
64	21.814	2:00.851
76	25.073	2:00.682
86	26.164	2:00.805
24	28.027	2:02.080
142	28.625	2:03.627
55	32.353	2:03.809
37	32.609	2:03.914
57	33.505	2:05.001
41	33.766	2:05.495
7	34.296	2:04.452
12	39.594	2:06.399
52	42.689	2:07.187
34	43.802	2:05.761
14	59.412	2:20.378
44	1:18.849	2:21.681

LAP 4 @ 15:54:56.959

NO	BEHIND	LAP TIME
10		1:55.051
1	6.477	1:56.122
2	8.188	1:55.658
5	14.160	1:57.089
72	15.861	1:56.753
71	17.476	1:58.844
62	22.466	1:59.893
8	25.324	2:00.132
3	25.511	2:00.098
54	25.785	2:00.286
64	27.276	2:00.513
76	29.923	1:59.901
86	30.672	1:59.559
24	34.478	2:01.502
142	35.386	2:01.812
37	40.462	2:02.904
55	40.563	2:03.261
57	40.732	2:02.278
7	43.522	2:04.277
41	44.093	2:05.378
12	50.131	2:05.588
34	54.087	2:05.336
52	54.356	2:06.718
14	1:25.955	2:21.594
44	1:45.581	2:21.783

LAP 5 @ 15:56:53.132

NO	BEHIND	LAP TIME
10		1:56.173
1	5.741	1:55.437
2	7.664	1:55.649
5	14.856	1:56.869
72	16.588	1:56.900
71	22.405	2:01.102
62	26.328	2:00.035
54	27.028	1:57.416
8	29.429	2:00.278
3	29.517	2:00.179
64	31.677	2:00.574
76	32.404	1:58.654
86	33.898	1:59.399
24	39.198	2:00.893
142	41.324	2:02.111
37	47.403	2:03.114
57	47.850	2:03.291
55	48.410	2:04.020
7	49.872	2:02.523
41	53.011	2:05.091
12	58.595	2:04.637
34	1:03.647	2:05.733
52	1:05.430	2:07.247
14	1:54.666	2:24.884
44	2:10.501	2:21.093

Weather / Track : Bright / Dry

Snetterton 300
Circuit Length = 2.9689 miles
Start: 15:47 Flag 15:56 End: 15:59

Results can be found at www.tsl-timing.com

Printed - 16:00 Sunday, 08 October 2017

BMCRC - MRO Championships 2017 - Rnd 10 @ Snetterton 300

BG Products MRO Powerbikes inc Clubman 1000

RACE 13 - SECTOR ANALYSIS

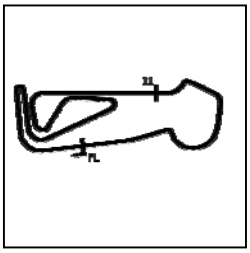

SECTOR 1 = FL to I1, SECTOR 2 = I1 to FL, DIFF = Difference To Personal Best Lap, P = Crossed Finish Line in Pit Lane, D = Time Disallowed

P1 10 Joe MORPHETT Yamaha - LID365.com / ePayMe

IDEAL LAP TIME : 1:53.544 BEST LAP TIME : 1:53.626 DIFFERENCE : 0.082

LAP	SECTOR 1	SECTOR 2	LAP TIME	MPH	DIFF	TIME OF DAY
1 -		***38.295***	2:00.838	88.44	7.212	15:49:13.938
2 -	***1:15.249***	38.377	***1:53.626*** **(1)**	***94.06***		***15:51:07.564***
3 -	1:15.983	38.361	1:54.344 **(2)**	93.47	0.718	15:53:01.908
4 -	1:16.502	38.549	1:55.051 **(3)**	92.89	1.425	15:54:56.959
5 -	1:17.187	38.986	1:56.173	92.00	2.547	15:56:53.132

P2 1 Colin PARKER Yamaha - Global Robots

IDEAL LAP TIME : 1:54.875 BEST LAP TIME : 1:55.437 DIFFERENCE : 0.562

LAP	SECTOR 1	SECTOR 2	LAP TIME	MPH	DIFF	TIME OF DAY
1 -		***38.451***	2:01.420	88.02	5.983	15:49:14.520
2 -	1:16.767	39.147	1:55.914 **(2)**	92.20	0.477	15:51:10.434
3 -	1:17.416	39.464	1:56.880	91.44	1.443	15:53:07.314
4 -	1:17.145	38.977	1:56.122 **(3)**	92.04	0.685	15:55:03.436
5 -	***1:16.424***	39.013	***1:55.437*** **(1)**	***92.58***		***15:56:58.873***

P3 2 Peter BAKER Kawasaki -

IDEAL LAP TIME : 1:55.637 BEST LAP TIME : 1:55.649 DIFFERENCE : 0.012

LAP	SECTOR 1	SECTOR 2	LAP TIME	MPH	DIFF	TIME OF DAY
1 -		38.901	2:03.459	86.57	7.810	15:49:16.559
2 -	1:17.598	39.050	1:56.648	91.62	0.999	15:51:13.207
3 -	1:17.524	38.758	1:56.282 **(3)**	91.91	0.633	15:53:09.489
4 -	***1:17.108***	38.550	1:55.658 **(2)**	92.41	0.009	15:55:05.147
5 -	1:17.120	***38.529***	***1:55.649*** **(1)**	***92.41***		***15:57:00.796***

P4 5 C Kyle O'DONOVAN Yamaha - Global Robots

IDEAL LAP TIME : 1:56.748 BEST LAP TIME : 1:56.869 DIFFERENCE : 0.121

LAP	SECTOR 1	SECTOR 2	LAP TIME	MPH	DIFF	TIME OF DAY
1 -		39.627	2:05.046	85.47	8.177	15:49:18.146
2 -	1:18.774	39.350	1:58.124	90.48	1.255	15:51:16.270
3 -	1:18.417	39.343	1:57.760 **(3)**	90.76	0.891	15:53:14.030
4 -	1:17.904	***39.185***	1:57.089 **(2)**	91.28	0.220	15:55:11.119
5 -	***1:17.563***	39.306	***1:56.869*** **(1)**	***91.45***		***15:57:07.988***

P5 72 Michael O'BRIEN Yamaha -

IDEAL LAP TIME : 1:55.953 BEST LAP TIME : 1:56.021 DIFFERENCE : 0.068

LAP	SECTOR 1	SECTOR 2	LAP TIME	MPH	DIFF	TIME OF DAY
1 -		39.572	2:08.843	82.95	12.822	15:49:21.943
2 -	1:18.172	39.931	1:58.103	90.49	2.082	15:51:20.046
3 -	***1:17.332***	38.689	***1:56.021*** **(1)**	***92.12***		***15:53:16.067***
4 -	1:18.132	***38.621***	1:56.753 **(2)**	91.54	0.732	15:55:12.820
5 -	1:17.409	39.491	1:56.900 **(3)**	91.42	0.879	15:57:09.720

P6 71 C Tom NORTON Kawasaki -

IDEAL LAP TIME : 1:57.928 BEST LAP TIME : 1:57.938 DIFFERENCE : 0.010

LAP	SECTOR 1	SECTOR 2	LAP TIME	MPH	DIFF	TIME OF DAY
1 -		39.791	2:06.502	84.48	8.564	15:49:19.602
2 -	1:18.439	***39.612***	1:58.051 **(2)**	90.53	0.113	15:51:17.653
3 -	***1:18.316***	39.622	***1:57.938*** **(1)**	***90.62***		***15:53:15.591***
4 -	1:19.202	39.642	1:58.844 **(3)**	89.93	0.906	15:55:14.435
5 -	1:19.826	41.276	2:01.102	88.25	3.164	15:57:15.537

P7 62 C Kevin SILVAIN Kawasaki - KSAUTOS

IDEAL LAP TIME : 1:59.431 BEST LAP TIME : 1:59.536 DIFFERENCE : 0.105

LAP	SECTOR 1	SECTOR 2	LAP TIME	MPH	DIFF	TIME OF DAY

Weather / Track : Bright / Dry

Snetterton 300
Circuit Length = 2.9689 miles
Start: 15:47 Flag 15:56 End: 15:59

BMCRC - MRO Championships 2017 - Rnd 10 @ Snetterton 300

BG Products MRO Powerbikes inc Clubman 1000

RACE 13 - SECTOR ANALYSIS

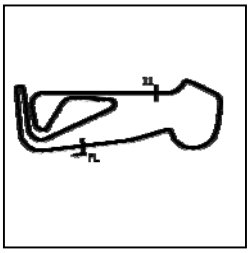

SECTOR 1 = FL to I1, SECTOR 2 = I1 to FL, DIFF = Difference To Personal Best Lap, P = Crossed Finish Line in Pit Lane, D = Time Disallowed

1 -		***39.808***	2:07.296		83.96	7.760	15:49:20.396
2 -	1:19.697	39.839	***1:59.536***	**(1)**	***89.41***		***15:51:19.932***
3 -	***1:19.623***	39.977	1:59.600	**(2)**	89.36	0.064	15:53:19.532
4 -	1:19.792	40.101	1:59.893	**(3)**	89.14	0.357	15:55:19.425
5 -	1:19.690	40.345	2:00.035		89.04	0.499	15:57:19.460

P8 8 John COUGHLAN Aprilia - BIKERSWORLD

IDEAL LAP TIME : 2:00.010 BEST LAP TIME : 2:00.057 DIFFERENCE : 0.047

LAP	SECTOR 1	SECTOR 2	LAP TIME		MPH	DIFF	TIME OF DAY
1 -		40.293	2:08.431		83.21	8.374	15:49:21.531
2 -	1:19.998	40.565	2:00.563		88.65	0.506	15:51:22.094
3 -	1:19.809	***40.248***	***2:00.057***	**(1)**	***89.02***		***15:53:22.151***
4 -	***1:19.762***	40.370	2:00.132	**(2)**	88.96	0.075	15:55:22.283
5 -	1:19.970	40.308	2:00.278	**(3)**	88.86	0.221	15:57:22.561

P9 3 Jack CROUCHER Yamaha - Global Robots

IDEAL LAP TIME : 1:59.032 BEST LAP TIME : 1:59.647 DIFFERENCE : 0.615

LAP	SECTOR 1	SECTOR 2	LAP TIME		MPH	DIFF	TIME OF DAY
1 -		***39.684***	2:09.201		82.72	9.554	15:49:22.301
2 -	1:20.007	40.417	2:00.424		88.75	0.777	15:51:22.725
3 -	***1:19.348***	40.299	***1:59.647***	**(1)**	***89.33***		***15:53:22.372***
4 -	1:19.835	40.263	2:00.098	**(2)**	88.99	0.451	15:55:22.470
5 -	1:20.023	40.156	2:00.179	**(3)**	88.93	0.532	15:57:22.649

P10 64 C Barry CHAMBERLAIN Suzuki - Goldline Maintenance Services

IDEAL LAP TIME : 2:00.239 BEST LAP TIME : 2:00.513 DIFFERENCE : 0.274

LAP	SECTOR 1	SECTOR 2	LAP TIME		MPH	DIFF	TIME OF DAY
1 -		40.384	2:09.016		82.84	8.503	15:49:22.116
2 -	***1:20.152***	40.603	2:00.755	**(3)**	88.51	0.242	15:51:22.871
3 -	1:20.764	***40.087***	2:00.851		88.44	0.338	15:53:23.722
4 -	1:20.259	40.254	***2:00.513***	**(1)**	***88.68***		***15:55:24.235***
5 -	1:20.450	40.124	2:00.574	**(2)**	88.64	0.061	15:57:24.809

P11 76 Jason BYARD Yamaha - May Construction

IDEAL LAP TIME : 1:58.654 BEST LAP TIME : 1:58.654 DIFFERENCE : 0.000

LAP	SECTOR 1	SECTOR 2	LAP TIME		MPH	DIFF	TIME OF DAY
1 -		41.258	2:12.185		80.85	13.531	15:49:25.285
2 -	1:20.299	40.715	2:01.014		88.32	2.360	15:51:26.299
3 -	1:20.022	40.660	2:00.682	**(3)**	88.56	2.028	15:53:26.981
4 -	1:19.691	40.210	1:59.901	**(2)**	89.14	1.247	15:55:26.882
5 -	***1:18.880***	***39.774***	***1:58.654***	**(1)**	***90.07***		***15:57:25.536***

P12 86 C David SHOUBRIDGE Ducati - Old Garage Legends

IDEAL LAP TIME : 1:58.949 BEST LAP TIME : 1:59.399 DIFFERENCE : 0.450

LAP	SECTOR 1	SECTOR 2	LAP TIME		MPH	DIFF	TIME OF DAY
1 -		41.599	2:13.237		80.21	13.838	15:49:26.337
2 -	1:20.084	40.846	2:00.930		88.38	1.531	15:51:27.267
3 -	1:20.436	40.369	2:00.805	**(3)**	88.47	1.406	15:53:28.072
4 -	1:19.759	***39.800***	1:59.559	**(2)**	89.39	0.160	15:55:27.631
5 -	***1:19.149***	40.250	***1:59.399***	**(1)**	***89.51***		***15:57:27.030***

P13 54 Steve HENEGHAN Kawasaki - ReactiveParts.com

IDEAL LAP TIME : 1:57.416 BEST LAP TIME : 1:57.416 DIFFERENCE : 0.000

LAP	SECTOR 1	SECTOR 2	LAP TIME		MPH	DIFF	TIME OF DAY
1 -		40.074	2:10.562		81.86	13.146	15:49:23.662
2 -	1:18.969	40.295	1:59.264	**(2)**	89.61	1.848	15:51:22.926
3 -	1:19.275	40.257	1:59.532	**(3)**	89.41	2.116	15:53:22.458
4 -	1:19.783	40.503	2:00.286		88.85	2.870	15:55:22.744

Weather / Track : Bright / Dry

Snetterton 300
Circuit Length = 2.9689 miles
Start: 15:47 Flag 15:56 End: 15:59

BMCRC - MRO Championships 2017 - Rnd 10 @ Snetterton 300

BG Products MRO Powerbikes inc Clubman 1000

RACE 13 - SECTOR ANALYSIS

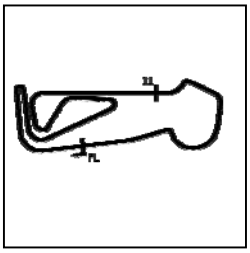

SECTOR 1 = FL to I1, SECTOR 2 = I1 to FL, DIFF = Difference To Personal Best Lap, P = Crossed Finish Line in Pit Lane, D = Time Disallowed

5 -	***1:18.308***	***39.108***	***1:57.416***	**(1)**	***91.02***	***15:57:20.160***

P14 24 Alan SMITH Kawasaki - Orwells Mcs

IDEAL LAP TIME : 2:00.684 BEST LAP TIME : 2:00.893 DIFFERENCE : 0.209

LAP	SECTOR 1	SECTOR 2	LAP TIME		MPH	DIFF	TIME OF DAY
1 -		40.991	2:11.491		81.28	10.598	15:49:24.591
2 -	1:22.056	41.208	2:03.264		86.70	2.371	15:51:27.855
3 -	1:21.691	***40.389***	2:02.080	**(3)**	87.54	1.187	15:53:29.935
4 -	1:21.018	40.484	2:01.502	**(2)**	87.96	0.609	15:55:31.437
5 -	***1:20.295***	40.598	***2:00.893***	**(1)**	***88.40***		***15:57:32.330***

P15 142 C Ross BARNES Kawasaki - FPRacing/Chasbikes

IDEAL LAP TIME : 2:01.554 BEST LAP TIME : 2:01.812 DIFFERENCE : 0.258

LAP	SECTOR 1	SECTOR 2	LAP TIME		MPH	DIFF	TIME OF DAY
1 -		40.996	2:10.704		81.77	8.892	15:49:23.804
2 -	1:21.455	41.647	2:03.102	**(3)**	86.82	1.290	15:51:26.906
3 -	1:22.660	40.967	2:03.627		86.45	1.815	15:53:30.533
4 -	1:21.245	***40.567***	***2:01.812***	**(1)**	***87.74***		***15:55:32.345***
5 -	***1:20.987***	41.124	2:02.111	**(2)**	87.52	0.299	15:57:34.456

P16 37 C Aldo MORELLO Yamaha - UK Roofing & Plastics Supplies Ltd

IDEAL LAP TIME : 2:02.365 BEST LAP TIME : 2:02.904 DIFFERENCE : 0.539

LAP	SECTOR 1	SECTOR 2	LAP TIME		MPH	DIFF	TIME OF DAY
1 -		41.481	2:13.612		79.99	10.708	15:49:26.712
2 -	1:22.223	41.668	2:03.891	**(3)**	86.27	0.987	15:51:30.603
3 -	1:23.043	***40.871***	2:03.914		86.25	1.010	15:53:34.517
4 -	***1:21.494***	41.410	***2:02.904***	**(1)**	***86.96***		***15:55:37.421***
5 -	1:22.221	40.893	2:03.114	**(2)**	86.81	0.210	15:57:40.535

P17 57 C David MILLS Kawasaki - A51 Racing

IDEAL LAP TIME : 2:02.278 BEST LAP TIME : 2:02.278 DIFFERENCE : 0.000

LAP	SECTOR 1	SECTOR 2	LAP TIME		MPH	DIFF	TIME OF DAY
1 -		41.638	2:12.863		80.44	10.585	15:49:25.963
2 -	1:22.633	41.816	2:04.449	**(3)**	85.88	2.171	15:51:30.412
3 -	1:23.417	41.584	2:05.001		85.50	2.723	15:53:35.413
4 -	***1:21.256***	***41.022***	***2:02.278***	**(1)**	***87.40***		***15:55:37.691***
5 -	1:22.038	41.253	2:03.291	**(2)**	86.68	1.013	15:57:40.982

P18 55 C Paul GARNER Yamaha - A51 Racing

IDEAL LAP TIME : 2:03.008 BEST LAP TIME : 2:03.261 DIFFERENCE : 0.253

LAP	SECTOR 1	SECTOR 2	LAP TIME		MPH	DIFF	TIME OF DAY
1 -		41.561	2:13.181		80.25	9.920	15:49:26.281
2 -	1:22.259	41.912	2:04.171		86.07	0.910	15:51:30.452
3 -	1:23.017	***40.792***	2:03.809	**(2)**	86.32	0.548	15:53:34.261
4 -	***1:22.216***	41.045	***2:03.261***	**(1)**	***86.71***		***15:55:37.522***
5 -	1:23.029	40.991	2:04.020	**(3)**	86.18	0.759	15:57:41.542

P19 7 C John DAVIS Yamaha -

IDEAL LAP TIME : 2:02.481 BEST LAP TIME : 2:02.523 DIFFERENCE : 0.042

LAP	SECTOR 1	SECTOR 2	LAP TIME		MPH	DIFF	TIME OF DAY
1 -		42.243	2:14.367		79.54	11.844	15:49:27.467
2 -	1:22.281	42.004	2:04.285	**(3)**	85.99	1.762	15:51:31.752
3 -	1:22.296	42.156	2:04.452		85.88	1.929	15:53:36.204
4 -	1:23.073	***41.204***	2:04.277	**(2)**	86.00	1.754	15:55:40.481
5 -	***1:21.277***	41.246	***2:02.523***	**(1)**	***87.23***		***15:57:43.004***

Weather / Track : Bright / Dry

Snetterton 300
Circuit Length = 2.9689 miles
Start: 15:47 Flag 15:56 End: 15:59

BMCRC - MRO Championships 2017 - Rnd 10 @ Snetterton 300

BG Products MRO Powerbikes inc Clubman 1000

RACE 13 - SECTOR ANALYSIS

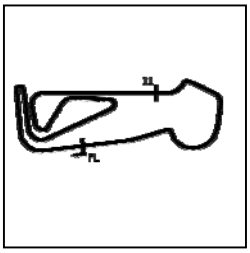

SECTOR 1 = FL to I1, SECTOR 2 = I1 to FL, DIFF = Difference To Personal Best Lap, P = Crossed Finish Line in Pit Lane, D = Time Disallowed

P20 41 David ABRAHAM Kawasaki - Cambridge Motorcycles

IDEAL LAP TIME : 2:04.440 BEST LAP TIME : 2:04.440 DIFFERENCE : 0.000

LAP	SECTOR 1	SECTOR 2	LAP TIME	MPH	DIFF	TIME OF DAY
1 -		42.154	2:12.639	80.57	8.199	15:49:25.739
2 -	***1:22.669***	***41.771***	***2:04.440 (1)***	***85.88***		***15:51:30.179***
3 -	1:23.488	42.007	2:05.495	85.16	1.055	15:53:35.674
4 -	1:23.600	41.778	2:05.378 (3)	85.24	0.938	15:55:41.052
5 -	1:23.144	41.947	2:05.091 (2)	85.44	0.651	15:57:46.143

P21 12 David COMBRINCK Honda -

IDEAL LAP TIME : 2:04.637 BEST LAP TIME : 2:04.637 DIFFERENCE : 0.000

LAP	SECTOR 1	SECTOR 2	LAP TIME	MPH	DIFF	TIME OF DAY
1 -		42.375	2:15.790	78.70	11.153	15:49:28.890
2 -	1:23.767	42.446	2:06.213 (3)	84.68	1.576	15:51:35.103
3 -	1:24.056	42.343	2:06.399	84.55	1.762	15:53:41.502
4 -	1:23.480	42.108	2:05.588 (2)	85.10	0.951	15:55:47.090
5 -	***1:23.154***	***41.483***	***2:04.637 (1)***	***85.75***		***15:57:51.727***

P22 34 C Jeremy NICHOLSON Suzuki - Freshwater Estates

IDEAL LAP TIME : 2:05.336 BEST LAP TIME : 2:05.336 DIFFERENCE : 0.000

LAP	SECTOR 1	SECTOR 2	LAP TIME	MPH	DIFF	TIME OF DAY
1 -		43.595	2:19.216	76.77	13.880	15:49:32.316
2 -	1:25.150	42.483	2:07.633	83.74	2.297	15:51:39.949
3 -	1:23.526	42.235	2:05.761 (3)	84.98	0.425	15:53:45.710
4 -	***1:23.437***	***41.899***	***2:05.336 (1)***	***85.27***		***15:55:51.046***
5 -	1:23.501	42.232	2:05.733 (2)	85.00	0.397	15:57:56.779

P23 52 C Lee BARRETT Kawasaki - LKJ contract cleaning & dad/mum

IDEAL LAP TIME : 2:06.283 BEST LAP TIME : 2:06.718 DIFFERENCE : 0.435

LAP	SECTOR 1	SECTOR 2	LAP TIME	MPH	DIFF	TIME OF DAY
1 -		***42.372***	2:17.281	77.85	10.563	15:49:30.381
2 -	1:24.649	42.380	2:07.029 (2)	84.13	0.311	15:51:37.410
3 -	1:24.260	42.927	2:07.187 (3)	84.03	0.469	15:53:44.597
4 -	***1:23.911***	42.807	***2:06.718 (1)***	***84.34***		***15:55:51.315***
5 -	1:24.865	42.382	2:07.247	83.99	0.529	15:57:58.562

P24 14 C Steven YOUNG Honda - WDE Recruitment

IDEAL LAP TIME : 2:08.725 BEST LAP TIME : 2:08.725 DIFFERENCE : 0.000

LAP	SECTOR 1	SECTOR 2	LAP TIME	MPH	DIFF	TIME OF DAY
1 -		43.995	2:19.117	76.82	10.392	15:49:32.217
2 -	***1:25.733***	***42.992***	***2:08.725 (1)***	***83.03***		***15:51:40.942***
3 -	1:32.721	47.657	2:20.378 (2)	76.13	11.653	15:54:01.320
4 -	1:34.438	47.156	2:21.594 (3)	75.48	12.869	15:56:22.914
5 -	1:35.093	49.791	2:24.884	73.76	16.159	15:58:47.798

P25 44 Kevan BARRETT Kawasaki - LKJ Contracts

IDEAL LAP TIME : 2:18.811 BEST LAP TIME : 2:19.921 DIFFERENCE : 1.110

LAP	SECTOR 1	SECTOR 2	LAP TIME	MPH	DIFF	TIME OF DAY
1 -		***46.170***	2:26.055	73.17	6.134	15:49:39.155
2 -	***1:32.641***	47.280	***2:19.921 (1)***	***76.38***		***15:51:59.076***
3 -	1:34.020	47.661	2:21.681 (3)	75.43	1.760	15:54:20.757
4 -	1:34.742	47.041	2:21.783	75.38	1.862	15:56:42.540
5 -	1:33.680	47.413	2:21.093 (2)	75.75	1.172	15:59:03.633

Weather / Track : Bright / Dry

Snetterton 300
Circuit Length = 2.9689 miles
Start: 15:47 Flag 15:56 End: 15:59

BMCRC - MRO Championships 2017 - Rnd 10 @ Snetterton 300

BG Products MRO Powerbikes inc Clubman 1000

RACE 13 - BEST SECTORS

SECTOR 1				SECTOR 2			IDEAL / BEST COMPARISON					
POS	NO	NAME	TIME	NO	NAME	TIME	POS	NO	NAME	IDEAL	BEST	DIFF
									PERFECT LAP	1:53.544		
1	10	MORPHETT	**1:15.249**	10	MORPHETT	**38.295**	1	10	MORPHETT	1:53.544	1:53.626	0.082
2	1	PARKER	**1:16.424**	1	PARKER	**38.451**	2	1	PARKER	1:54.875	1:55.437	0.562
3	2	BAKER	**1:17.108**	2	BAKER	**38.529**	3	2	BAKER	1:55.637	1:55.649	0.012
4	72	O'BRIEN	**1:17.332**	72	O'BRIEN	**38.621**	4	72	O'BRIEN	1:55.953	1:56.021	0.068
5	5	O'DONOVAN	**1:17.563**	54	HENEGHAN	**39.108**	5	5	O'DONOVAN	1:56.748	1:56.869	0.121
6	54	HENEGHAN	**1:18.308**	5	O'DONOVAN	**39.185**	6	54	HENEGHAN	1:57.416	1:57.416	0.000
7	71	NORTON	**1:18.316**	71	NORTON	**39.612**	7	71	NORTON	1:57.928	1:57.938	0.010
8	76	BYARD	**1:18.880**	3	CROUCHER	**39.684**	8	76	BYARD	1:58.654	1:58.654	0.000
9	86	SHOUBRIDGE	**1:19.149**	76	BYARD	**39.774**	9	86	SHOUBRIDGE	1:58.949	1:59.399	0.450
10	3	CROUCHER	**1:19.348**	86	SHOUBRIDGE	**39.800**	10	3	CROUCHER	1:59.032	1:59.647	0.615
11	62	SILVAIN	**1:19.623**	62	SILVAIN	**39.808**	11	62	SILVAIN	1:59.431	1:59.536	0.105
12	8	COUGHLAN	**1:19.762**	64	CHAMBERLAIN	**40.087**	12	8	COUGHLAN	2:00.010	2:00.057	0.047
13	64	CHAMBERLAIN	**1:20.152**	8	COUGHLAN	**40.248**	13	64	CHAMBERLAIN	2:00.239	2:00.513	0.274
14	24	SMITH	**1:20.295**	24	SMITH	**40.389**	14	24	SMITH	2:00.684	2:00.893	0.209
15	142	BARNES	**1:20.987**	142	BARNES	**40.567**	15	142	BARNES	2:01.554	2:01.812	0.258
16	57	MILLS	**1:21.256**	55	GARNER	**40.792**	16	57	MILLS	2:02.278	2:02.278	0.000
17	7	DAVIS	**1:21.277**	37	MORELLO	**40.871**	17	37	MORELLO	2:02.365	2:02.904	0.539
18	37	MORELLO	**1:21.494**	57	MILLS	**41.022**	18	7	DAVIS	2:02.481	2:02.523	0.042
19	55	GARNER	**1:22.216**	7	DAVIS	**41.204**	19	55	GARNER	2:03.008	2:03.261	0.253
20	41	ABRAHAM	**1:22.669**	12	COMBRINCK	**41.483**	20	41	ABRAHAM	2:04.440	2:04.440	0.000
21	12	COMBRINCK	**1:23.154**	41	ABRAHAM	**41.771**	21	12	COMBRINCK	2:04.637	2:04.637	0.000
22	34	NICHOLSON	**1:23.437**	34	NICHOLSON	**41.899**	22	34	NICHOLSON	2:05.336	2:05.336	0.000
23	52	BARRETT	**1:23.911**	52	BARRETT	**42.372**	23	52	BARRETT	2:06.283	2:06.718	0.435
24	14	YOUNG	**1:25.733**	14	YOUNG	**42.992**	24	14	YOUNG	2:08.725	2:08.725	0.000
25	44	BARRETT	**1:32.641**	44	BARRETT	**46.170**	25	44	BARRETT	2:18.811	2:19.921	1.110

Weather / Track : Bright / Dry

Snetterton 300
Circuit Length = 2.9689 miles
Start: 15:47 Flag 15:56 End: 15:59

Results can be found at www.tsl-timing.com

Printed - 16:00 Sunday, 08 October 2017

BMCRC-MRO Championships 2017 supported by Dickies

Thunderbike Sport & Rookie Minitwins

Snetterton 300

7th & 8th October 2017

Results Provided by Timing Solutions Ltd
www.tsl-timing.com

Snetterton 300

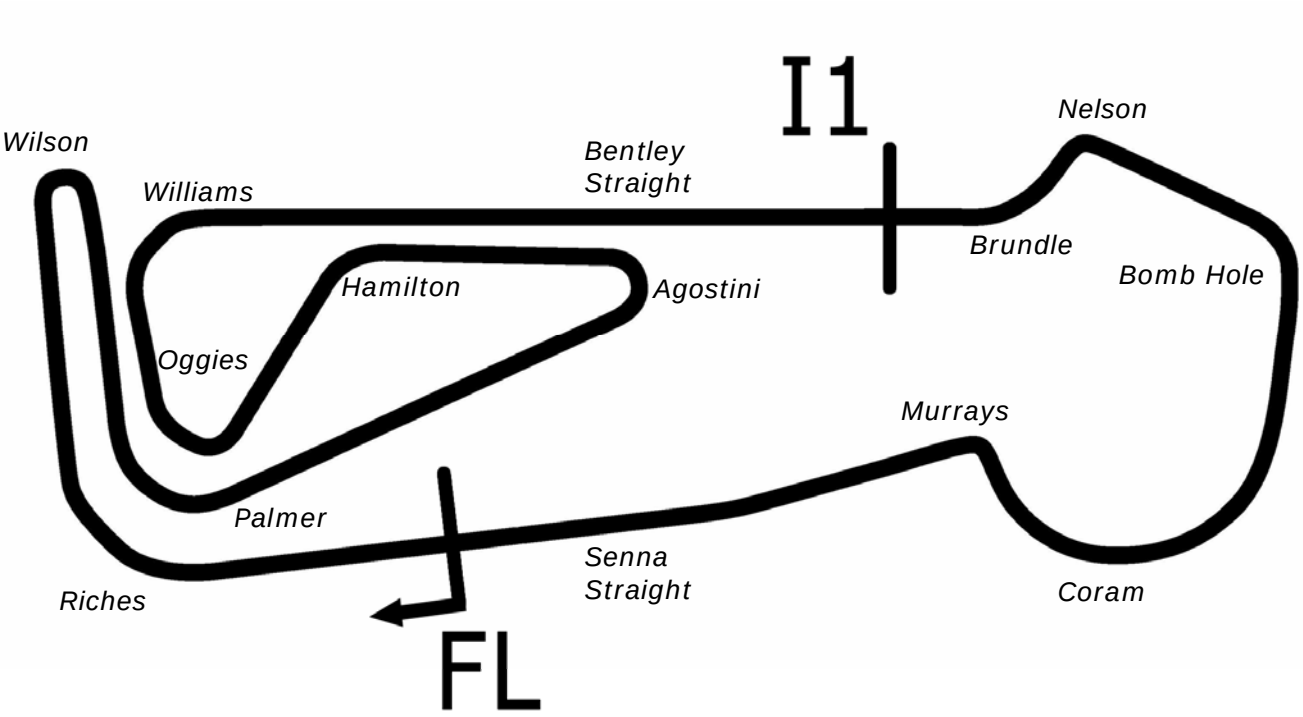

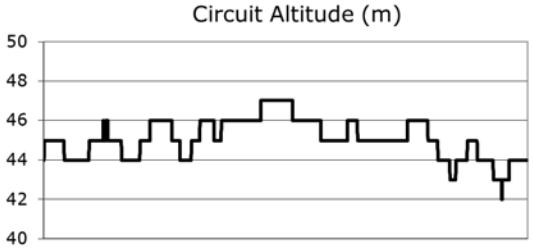

Length	2.9689 miles	4778.0 m	
FL		52.46340 N	0.94476 E
I1	3198m	52.46617 N	0.94964 E
Pit Entry	4572m	52.46364 N	0.94774 E
Pit Exit	40m after FL	52.46338 N	0.94420 E

Pit Entry–Pit Exit 246m, 14.7s @60kph, 11.0s @80kph

All results available at www.tsl-timing.com

BMCRC - MRO Championships 2017 - Rnd 10 @ Snetterton 300

Thunderbike Sport & BMCRC Rookie Minitwins

QUALIFYING - CLASSIFICATION

POS	NO	CL	PIC	NAME	ENTRY	TIME	ON	LAPS	GAP	DIFF	MPH
1	124	TBS	1	Jed ANGLES	Yamaha -	2:13.842	5	5			79.85
2	198	TBS	2	Steven TOPPING	Yamaha -	2:17.245	5	5	3.403	3.403	77.87
3	17	RMT	1	Charlie DOWNES	Suzuki - Moremoto GKW Plumbtech	2:21.585	3	3	7.743	4.340	75.48
4	83	TBS	3	Talan SKEELS-PIGGINS	Honda - McMillan Williams	2:23.005	5	5	9.163	1.420	74.73
5	2	TBS	4	Andrew GILL	Yamaha -	2:23.642	5	5	9.800	0.637	74.40
6	147	TBS	5	Thomas WATSON	Suzuki - Motorsportdays.com TEA Time Racing	2:23.719	5	5	9.877	0.077	74.36
7	193	TBS	6	Jack WALLIS	Suzuki - Grumpdad and Watling Tyres	2:24.010	4	4	10.168	0.291	74.21
8	93	TBSR	1	William GILLMAN	Honda -	2:24.500	5	5	10.658	0.490	73.96
9	69	TBS	7	Danny HUSKINSON	Suzuki - art of racing	2:25.450	3	4	11.608	0.950	73.48
10	155	TBS	8	Richard HARRIS	Suzuki - HP Racing	2:25.527	4	5	11.685	0.077	73.44
11	199	TBS	9	Ben CATT	Suzuki -	2:25.970	3	3	12.128	0.443	73.22
12	81	TBS	10	Malvern MAY	Ducati -	2:26.016	5	5	12.174	0.046	73.19
13	21	TBS	11	Carl MITCHELL	Suzuki - Beaute Agri AJL Garden Services	2:26.663	5	5	12.821	0.647	72.87
14	90	RMT	2	Edward WATSON	Suzuki - TEA Time Racing	2:27.088	5	5	13.246	0.425	72.66
15	92	RMT	3	Michael JACKSON	Suzuki -	2:27.526	5	5	13.684	0.438	72.44
16	101	RMT	4	Jon BARNES	Suzuki - Holder Tree Services	2:28.183	5	5	14.341	0.657	72.12
17	48	TBS	12	Shaun WALLIS	Suzuki - Watling Tyres	2:28.194	4	4	14.352	0.011	72.12
18	71	TBS	13	Colin CLUNE	Suzuki -	2:28.370	3	3	14.528	0.176	72.03
19	113	TBSR	2	Alex WATSON	Yamaha -	2:28.839	4	5	14.997	0.469	71.80
20	96	RMT	5	Dan HARRIS	Suzuki - HP Racing	2:29.069	2	2	15.227	0.230	71.69
21	50	TBS	14	Paul ROBSON	Suzuki -	2:29.113	3	5	15.271	0.044	71.67
22	72	TBS	15	Kevin MILLER	Suzuki - Mechanical Air Supplies Ltd	2:29.320	5	5	15.478	0.207	71.57
23	13	RMT	6	Wil GREEN	Suzuki - Faith Fueled Racing	2:29.638	5	5	15.796	0.318	71.42
24	62	RMT	7	Ben MITCHELL	Suzuki -	2:29.766	3	3	15.924	0.128	71.36
25	138	TBS	16	Hayden WOOD	Kawasaki -	2:29.885	2	2	16.043	0.119	71.30
26	67	TBS	17	Tony COE	Yamaha -	2:30.013	2	3	16.171	0.128	71.24
27	38	TBS	18	Bob COUCHMAN	Suzuki - Pinky Janey	2:30.447	2	3	16.605	0.434	71.04
28	76	RMT	8	Phillip RODGERS	Suzuki -	2:30.738	5	5	16.896	0.291	70.90
29	84	TBS	19	Ricardo BRANCO	Suzuki -	2:31.129	4	4	17.287	0.391	70.72
30	123	TBS	20	Tham EVANS	Honda - Vanilla Electronics / GF racing	2:31.834	3	4	17.992	0.705	70.39
31	77	TBS	21	Rob JOHNSTON	Suzuki - ELP Racing	2:32.077	4	4	18.235	0.243	70.28
32	23	TBS	22	Claire BECKETT	Suzuki - Cowpers Oak	2:32.232	5	5	18.390	0.155	70.20
33	116	TBSR	3	Stephen MAUL	Yamaha -	2:32.387	3	3	18.545	0.155	70.13
34	57	RMT	9	Ludo FORRER	Suzuki -	2:32.480	4	4	18.638	0.093	70.09
35	25	TBS	23	Harrison DAY	Suzuki -	2:32.502	5	5	18.660	0.022	70.08
36	56	RMT	10	Ed GRANTHAM	Suzuki - eb7 Bright Thinking Property Development	2:33.336	5	5	19.494	0.834	69.70
37	16	TBS	24	Geoff LANSDELL	Suzuki - EPG Domestic	2:33.691	5	5	19.849	0.355	69.54
38	43	TBS	25	Robert DAVIE	Suzuki -	2:33.700	4	4	19.858	0.009	69.53
39	59	RMT	11	Benn RIDGWELL	Suzuki -	2:37.242	4	4	23.400	3.542	67.97
40	5	TBSR	4	Martin INGHAM	Honda - Oadby M/C's	2:38.826	4	5	24.984	1.584	67.29
41	45	RMT	12	Stuart JARVIS	Suzuki -	2:40.167	2	4	26.325	1.341	66.73
42	3	TBS	26	Monica ISAAC	Aprilia - Fins Motorcycles, TWM Solicitors, Blockade, SGI	2:42.688	2	2	28.846	2.521	65.69
43	60	RMT	13	Adam RIDGWELL	Suzuki -	3:12.033	1	2	58.191	29.345	55.65
44	41	RMT	14	Marc AUKETT	Suzuki - Special metals fabrications	3:23.242	1	1	1:09.400	11.209	52.58

Snetterton 300
Circuit Length = 2.9689 miles
Start: 11:27 Flag 11:39 End: 11:42

Weather / Track : Bright / Drying

These results are provisional until the conclusion of any judicial and technical matters.

Clerk Of Course :		Timekeeper :

Results can be found at www.tsl-timing.com

Printed - 11:44 Saturday, 07 October 2017

BMCRC - MRO Championships 2017 - Rnd 10 @ Snetterton 300

Thunderbike Sport & BMCRC Rookie Minitwins

QUALIFYING - SECTOR ANALYSIS

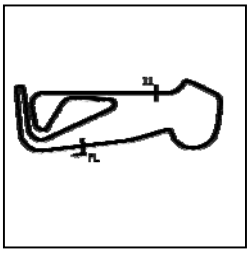

SECTOR 1 = FL to I1, SECTOR 2 = I1 to FL, DIFF = Difference To Personal Best Lap, P = Crossed Finish Line in Pit Lane, D = Time Disallowed

P1 124 TBS Jed ANGLES Yamaha -

IDEAL LAP TIME : 2:13.842 BEST LAP TIME : 2:13.842 DIFFERENCE : 0.000

LAP	SECTOR 1	SECTOR 2	LAP TIME	MPH	DIFF	TIME OF DAY
1 -	1:52.629	56.141	2:48.770	63.32	34.928	11:31:05.402
2 -	1:39.189	46.791	2:25.980	73.21	12.138	11:33:31.382
3 -	1:32.825	46.341	2:19.166 **(3)**	76.80	5.324	11:35:50.548
4 -	1:30.795	46.137	2:16.932 **(2)**	78.05	3.090	11:38:07.480
5 -	***1:29.111***	***44.731***	***2:13.842*** **(1)**	***79.85***		***11:40:21.322***

P2 198 TBS Steven TOPPING Yamaha -

IDEAL LAP TIME : 2:17.245 BEST LAP TIME : 2:17.245 DIFFERENCE : 0.000

LAP	SECTOR 1	SECTOR 2	LAP TIME	MPH	DIFF	TIME OF DAY
1 -	1:41.338	50.101	2:31.439	70.57	14.194	11:30:41.696
2 -	1:34.988	48.799	2:23.787	74.33	6.542	11:33:05.483
3 -	1:33.796	47.993	2:21.789 **(3)**	75.38	4.544	11:35:27.272
4 -	1:32.249	46.765	2:19.014 **(2)**	76.88	1.769	11:37:46.286
5 -	***1:31.185***	***46.060***	***2:17.245*** **(1)**	***77.87***		***11:40:03.531***

P3 17 RMT Charlie DOWNES Suzuki - Moremoto GKW Plumbtech

IDEAL LAP TIME : 2:21.428 BEST LAP TIME : 2:21.585 DIFFERENCE : 0.157

LAP	SECTOR 1	SECTOR 2	LAP TIME	MPH	DIFF	TIME OF DAY
1 -	1:37.317	48.550	2:25.867 **(3)**	73.27	4.282	11:30:35.872
2 -	1:33.904	48.760	2:22.664 **(2)**	74.91	1.079	11:32:58.536
3 -	1:33.668	***47.917***	***2:21.585*** **(1)**	***75.48***		***11:35:20.121***

P4 83 TBS Talan SKEELS-PIGGINS Honda - McMillan Williams

IDEAL LAP TIME : 2:22.742 BEST LAP TIME : 2:23.005 DIFFERENCE : 0.263

LAP	SECTOR 1	SECTOR 2	LAP TIME	MPH	DIFF	TIME OF DAY
1 -	OUTLAP	53.603	2:42.882	65.61	19.877	11:31:12.610
2 -	1:36.139	49.787	2:25.926	73.24	2.921	11:33:38.536
3 -	1:36.093	48.814	2:24.907 **(3)**	73.75	1.902	11:36:03.443
4 -	1:35.751	***47.786***	2:23.537 **(2)**	74.46	0.532	11:38:26.980
5 -	***1:34.956***	48.049	***2:23.005*** **(1)**	***74.73***		***11:40:49.985***

P5 2 TBS Andrew GILL Yamaha -

IDEAL LAP TIME : 2:23.642 BEST LAP TIME : 2:23.642 DIFFERENCE : 0.000

LAP	SECTOR 1	SECTOR 2	LAP TIME	MPH	DIFF	TIME OF DAY
1 -	1:43.506	50.497	2:34.003	69.40	10.361	11:30:45.205
2 -	1:38.981	50.330	2:29.311	71.58	5.669	11:33:14.516
3 -	1:38.388	49.787	2:28.175 **(3)**	72.13	4.533	11:35:42.691
4 -	1:37.439	48.523	2:25.962 **(2)**	73.22	2.320	11:38:08.653
5 -	***1:35.277***	***48.365***	***2:23.642*** **(1)**	***74.40***		***11:40:32.295***

P6 147 TBS Thomas WATSON Suzuki - Motorsportdays.com TEA Time Racing

IDEAL LAP TIME : 2:23.619 BEST LAP TIME : 2:23.719 DIFFERENCE : 0.100

LAP	SECTOR 1	SECTOR 2	LAP TIME	MPH	DIFF	TIME OF DAY
1 -	1:53.535	53.158	2:46.693	64.11	22.974	11:31:05.308
2 -	1:40.959	51.151	2:32.110	70.26	8.391	11:33:37.418
3 -	1:38.201	49.153	2:27.354 **(3)**	72.53	3.635	11:36:04.772
4 -	1:36.481	***48.172***	2:24.653 **(2)**	73.88	0.934	11:38:29.425
5 -	***1:35.447***	48.272	***2:23.719*** **(1)**	***74.36***		***11:40:53.144***

P7 193 TBS Jack WALLIS Suzuki - Grumpdad and Watling Tyres

IDEAL LAP TIME : 2:24.010 BEST LAP TIME : 2:24.010 DIFFERENCE : 0.000

LAP	SECTOR 1	SECTOR 2	LAP TIME	MPH	DIFF	TIME OF DAY
1 -	1:51.914	52.928	2:44.842	64.83	20.832	11:31:02.564
2 -	1:37.920	48.972	2:26.892 **(2)**	72.76	2.882	11:33:29.456

Weather / Track : Bright / Drying

Snetterton 300
Circuit Length = 2.9689 miles
Start: 11:27 Flag 11:39 End: 11:42

BMCRC - MRO Championships 2017 - Rnd 10 @ Snetterton 300

Thunderbike Sport & BMCRC Rookie Minitwins

QUALIFYING - SECTOR ANALYSIS

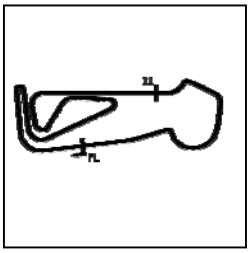

SECTOR 1 = FL to I1, SECTOR 2 = I1 to FL, DIFF = Difference To Personal Best Lap, P = Crossed Finish Line in Pit Lane, D = Time Disallowed

3 -	1:36.866	57.802	2:34.668	(3)	69.10	10.658	11:36:04.124
4 -	***1:36.215***	***47.795***	***2:24.010***	**(1)**	***74.21***		***11:38:28.134***

P8 93 TBSR William GILLMAN Honda -

IDEAL LAP TIME : 2:24.500 BEST LAP TIME : 2:24.500 DIFFERENCE : 0.000

LAP	SECTOR 1	SECTOR 2	LAP TIME		MPH	DIFF	TIME OF DAY
1 -	1:52.342	53.016	2:45.358		64.63	20.858	11:32:07.097
2 -	1:45.180	51.218	2:36.398		68.33	11.898	11:34:43.495
3 -	1:40.688	49.861	2:30.549	(3)	70.99	6.049	11:37:14.044
4 -	1:38.024	48.529	2:26.553	(2)	72.92	2.053	11:39:40.597
5 -	***1:36.724***	***47.776***	***2:24.500***	**(1)**	***73.96***		***11:42:05.097***

P9 69 TBS Danny HUSKINSON Suzuki - art of racing

IDEAL LAP TIME : 2:25.184 BEST LAP TIME : 2:25.450 DIFFERENCE : 0.266

LAP	SECTOR 1	SECTOR 2	LAP TIME		MPH	DIFF	TIME OF DAY
1 -	1:43.642	50.877	2:34.519		69.17	9.069	11:30:47.017
2 -	1:38.161	49.512	2:27.673	(2)	72.37	2.223	11:33:14.690
3 -	***1:36.100***	49.350	***2:25.450***	**(1)**	***73.48***		***11:35:40.140***
4 -	1:39.241	***49.084***	2:28.325	(3)	72.05	2.875	11:38:08.465

P10 155 TBS Richard HARRIS Suzuki - HP Racing

IDEAL LAP TIME : 2:24.946 BEST LAP TIME : 2:25.527 DIFFERENCE : 0.581

LAP	SECTOR 1	SECTOR 2	LAP TIME		MPH	DIFF	TIME OF DAY
1 -	1:42.392	50.555	2:32.947		69.88	7.420	11:30:45.604
2 -	1:38.188	50.015	2:28.203	(2)	72.11	2.676	11:33:13.807
3 -	***1:36.542***	51.676	2:28.218	(3)	72.11	2.691	11:35:42.025
4 -	1:37.123	***48.404***	***2:25.527***	**(1)**	***73.44***		***11:38:07.552***
5 -	1:42.467	51.553	2:34.020		69.39	8.493	11:40:41.572

P11 199 TBS Ben CATT Suzuki -

IDEAL LAP TIME : 2:25.970 BEST LAP TIME : 2:25.970 DIFFERENCE : 0.000

LAP	SECTOR 1	SECTOR 2	LAP TIME		MPH	DIFF	TIME OF DAY
1 -	1:53.671	56.225	2:49.896	(3)	62.90	23.926	11:31:06.133
2 -	1:42.112	51.632	2:33.744	(2)	69.51	7.774	11:33:39.877
3 -	***1:36.021***	***49.949***	***2:25.970***	**(1)**	***73.22***		***11:36:05.847***

P12 81 TBS Malvern MAY Ducati -

IDEAL LAP TIME : 2:26.016 BEST LAP TIME : 2:26.016 DIFFERENCE : 0.000

LAP	SECTOR 1	SECTOR 2	LAP TIME		MPH	DIFF	TIME OF DAY
1 -	1:48.334	51.173	2:39.507		67.00	13.491	11:30:52.498
2 -	1:39.703	49.312	2:29.015	(3)	71.72	2.999	11:33:21.513
3 -	1:39.629	48.868	2:28.497	(2)	71.97	2.481	11:35:50.010
4 -	1:44.370	48.637	2:33.007		69.85	6.991	11:38:23.017
5 -	***1:38.089***	***47.927***	***2:26.016***	**(1)**	***73.19***		***11:40:49.033***

P13 21 TBS Carl MITCHELL Suzuki - Beaute Agri AJL Garden Services

IDEAL LAP TIME : 2:25.728 BEST LAP TIME : 2:26.663 DIFFERENCE : 0.935

LAP	SECTOR 1	SECTOR 2	LAP TIME		MPH	DIFF	TIME OF DAY
1 -	1:53.238	53.311	2:46.549		64.17	19.886	11:31:25.809
2 -	1:43.692	51.619	2:35.311		68.81	8.648	11:34:01.120
3 -	1:39.112	49.010	2:28.122	(2)	72.15	1.459	11:36:29.242
4 -	***1:37.314***	51.639	2:28.953	(3)	71.75	2.290	11:38:58.195
5 -	1:38.249	***48.414***	***2:26.663***	**(1)**	***72.87***		***11:41:24.858***

P14 90 RMT Edward WATSON Suzuki - TEA Time Racing

IDEAL LAP TIME : 2:27.088 BEST LAP TIME : 2:27.088 DIFFERENCE : 0.000

LAP	SECTOR 1	SECTOR 2	LAP TIME	MPH	DIFF	TIME OF DAY

Weather / Track : Bright / Drying

Snetterton 300
Circuit Length = 2.9689 miles
Start: 11:27 Flag 11:39 End: 11:42

BMCRC - MRO Championships 2017 - Rnd 10 @ Snetterton 300

Thunderbike Sport & BMCRC Rookie Minitwins

QUALIFYING - SECTOR ANALYSIS

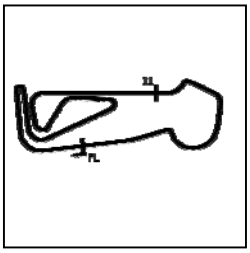

SECTOR 1 = FL to I1, SECTOR 2 = I1 to FL, DIFF = Difference To Personal Best Lap, P = Crossed Finish Line in Pit Lane, D = Time Disallowed

1 -	1:47.324	53.504	2:40.828	66.45	13.740	11:31:28.370
2 -	1:39.610	51.034	2:30.644	70.94	3.556	11:33:59.014
3 -	1:38.168	50.540	2:28.708 **(2)**	71.87	1.620	11:36:27.722
4 -	1:37.348	51.753	2:29.101 **(3)**	71.68	2.013	11:38:56.823
5 -	***1:37.140***	***49.948***	***2:27.088*** **(1)**	***72.66***		***11:41:23.911***

P15 92 RMT Michael JACKSON Suzuki -

IDEAL LAP TIME : 2:27.526 BEST LAP TIME : 2:27.526 DIFFERENCE : 0.000

LAP	SECTOR 1	SECTOR 2	LAP TIME	MPH	DIFF	TIME OF DAY
1 -	1:46.362	51.572	2:37.934	67.67	10.408	11:31:21.419
2 -	1:39.117	49.972	2:29.089 **(2)**	71.68	1.563	11:33:50.508
3 -	1:43.014	52.594	2:35.608	68.68	8.082	11:36:26.116
4 -	1:39.672	51.860	2:31.532 **(3)**	70.53	4.006	11:38:57.648
5 -	***1:38.392***	***49.134***	***2:27.526*** **(1)**	***72.44***		***11:41:25.174***

P16 101 RMT Jon BARNES Suzuki - Holder Tree Services

IDEAL LAP TIME : 2:28.114 BEST LAP TIME : 2:28.183 DIFFERENCE : 0.069

LAP	SECTOR 1	SECTOR 2	LAP TIME	MPH	DIFF	TIME OF DAY
1 -	1:51.230	51.101	2:42.331	65.84	14.148	11:30:59.102
2 -	1:41.531	50.979	2:32.510	70.08	4.327	11:33:31.612
3 -	1:39.702	50.275	2:29.977 **(3)**	71.26	1.794	11:36:01.589
4 -	1:39.700	***49.445***	2:29.145 **(2)**	71.66	0.962	11:38:30.734
5 -	***1:38.669***	49.514	***2:28.183*** **(1)**	***72.12***		***11:40:58.917***

P17 48 TBS Shaun WALLIS Suzuki - Watling Tyres

IDEAL LAP TIME : 2:28.194 BEST LAP TIME : 2:28.194 DIFFERENCE : 0.000

LAP	SECTOR 1	SECTOR 2	LAP TIME	MPH	DIFF	TIME OF DAY
1 -	2:02.371	55.542	2:57.913	60.07	29.719	11:31:45.279
2 -	1:39.174	50.604	2:29.778 **(3)**	71.35	1.584	11:34:15.057
3 -	1:38.758	50.827	2:29.585 **(2)**	71.45	1.391	11:36:44.642
4 -	***1:37.915***	***50.279***	***2:28.194*** **(1)**	***72.12***		***11:39:12.836***

P18 71 TBS Colin CLUNE Suzuki -

IDEAL LAP TIME : 2:28.370 BEST LAP TIME : 2:28.370 DIFFERENCE : 0.000

LAP	SECTOR 1	SECTOR 2	LAP TIME	MPH	DIFF	TIME OF DAY
1 -	1:54.177	54.145	2:48.322 **(3)**	63.49	19.952	11:31:05.349
2 -	1:43.284	51.846	2:35.130 **(2)**	68.89	6.760	11:33:40.479
3 -	***1:38.163***	***50.207***	***2:28.370*** **(1)**	***72.03***		***11:36:08.849***

P19 113 TBSR Alex WATSON Yamaha -

IDEAL LAP TIME : 2:28.018 BEST LAP TIME : 2:28.839 DIFFERENCE : 0.821

LAP	SECTOR 1	SECTOR 2	LAP TIME	MPH	DIFF	TIME OF DAY
1 -	1:44.844	52.359	2:37.203	67.98	8.364	11:31:16.133
2 -	1:41.564	***49.782***	2:31.346	70.62	2.507	11:33:47.479
3 -	1:39.222	50.403	2:29.625 **(3)**	71.43	0.786	11:36:17.104
4 -	1:39.018	49.821	***2:28.839*** **(1)**	***71.80***		***11:38:45.943***
5 -	***1:38.236***	51.293	2:29.529 **(2)**	71.47	0.690	11:41:15.472

P20 96 RMT Dan HARRIS Suzuki - HP Racing

IDEAL LAP TIME : 2:29.069 BEST LAP TIME : 2:29.069 DIFFERENCE : 0.000

LAP	SECTOR 1	SECTOR 2	LAP TIME	MPH	DIFF	TIME OF DAY
1 -	1:43.892	50.792	2:34.684 **(2)**	69.09	5.615	11:30:46.311
2 -	***1:38.609***	***50.460***	***2:29.069*** **(1)**	***71.69***		***11:33:15.380***

P21 50 TBS Paul ROBSON Suzuki -

IDEAL LAP TIME : 2:28.721 BEST LAP TIME : 2:29.113 DIFFERENCE : 0.392

LAP	SECTOR 1	SECTOR 2	LAP TIME	MPH	DIFF	TIME OF DAY

Weather / Track : Bright / Drying

Snetterton 300
Circuit Length = 2.9689 miles
Start: 11:27 Flag 11:39 End: 11:42

BMCRC - MRO Championships 2017 - Rnd 10 @ Snetterton 300

Thunderbike Sport & BMCRC Rookie Minitwins

QUALIFYING - SECTOR ANALYSIS

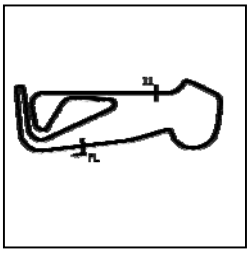

SECTOR 1 = FL to I1, SECTOR 2 = I1 to FL, DIFF = Difference To Personal Best Lap, P = Crossed Finish Line in Pit Lane, D = Time Disallowed

1 -	1:55.156	51.798	2:46.954	64.01	17.841	11:31:32.405
2 -	1:42.301	50.174	2:32.475	70.09	3.362	11:34:04.880
3 -	1:39.527	***49.586***	***2:29.113*** **(1)**	***71.67***		***11:36:33.993***
4 -	***1:39.135***	51.351	2:30.486 **(3)**	71.02	1.373	11:39:04.479
5 -	1:39.423	49.703	2:29.126 **(2)**	71.67	0.013	11:41:33.605

P22 72 TBS Kevin MILLER

Suzuki - Mechanical Air Supplies Ltd

IDEAL LAP TIME : 2:29.320 BEST LAP TIME : 2:29.320 DIFFERENCE : 0.000

LAP	SECTOR 1	SECTOR 2	LAP TIME	MPH	DIFF	TIME OF DAY
1 -	1:55.410	54.382	2:49.792	62.94	20.472	11:31:02.195
2 -	1:43.927	52.596	2:36.523	68.28	7.203	11:33:38.718
3 -	1:42.125	52.970	2:35.095 **(3)**	68.91	5.775	11:36:13.813
4 -	1:42.141	51.519	2:33.660 **(2)**	69.55	4.340	11:38:47.473
5 -	***1:38.239***	***51.081***	***2:29.320*** **(1)**	***71.57***		***11:41:16.793***

P23 13 RMT Wil GREEN

Suzuki - Faith Fueled Racing

IDEAL LAP TIME : 2:29.638 BEST LAP TIME : 2:29.638 DIFFERENCE : 0.000

LAP	SECTOR 1	SECTOR 2	LAP TIME	MPH	DIFF	TIME OF DAY
1 -	1:52.096	54.714	2:46.810	64.07	17.172	11:31:24.813
2 -	1:44.428	51.821	2:36.249	68.40	6.611	11:34:01.062
3 -	1:40.145	50.640	2:30.785 **(2)**	70.88	1.147	11:36:31.847
4 -	1:41.105	52.073	2:33.178 **(3)**	69.77	3.540	11:39:05.025
5 -	***1:39.388***	***50.250***	***2:29.638*** **(1)**	***71.42***		***11:41:34.663***

P24 62 RMT Ben MITCHELL

Suzuki -

IDEAL LAP TIME : 2:29.180 BEST LAP TIME : 2:29.766 DIFFERENCE : 0.586

LAP	SECTOR 1	SECTOR 2	LAP TIME	MPH	DIFF	TIME OF DAY
1 -	1:47.582	52.540	2:40.122 **(3)**	66.74	10.356	11:31:46.768
2 -	1:40.486	50.471	2:30.957 **(2)**	70.80	1.191	11:34:17.725
3 -	1:39.890	***49.876***	***2:29.766*** **(1)**	***71.36***		***11:36:47.491***

P25 138 TBS Hayden WOOD

Kawasaki -

IDEAL LAP TIME : 2:29.885 BEST LAP TIME : 2:29.885 DIFFERENCE : 0.000

LAP	SECTOR 1	SECTOR 2	LAP TIME	MPH	DIFF	TIME OF DAY
1 -	1:51.834	51.535	2:43.369 **(2)**	65.42	13.484	11:30:55.639
2 -	***1:40.265***	***49.620***	***2:29.885*** **(1)**	***71.30***		***11:33:25.524***

P26 67 TBS Tony COE

Yamaha -

IDEAL LAP TIME : 2:29.616 BEST LAP TIME : 2:30.013 DIFFERENCE : 0.397

LAP	SECTOR 1	SECTOR 2	LAP TIME	MPH	DIFF	TIME OF DAY
1 -	1:47.889	51.236	2:39.125 **(3)**	67.16	9.112	11:30:51.454
2 -	1:40.809	***49.204***	***2:30.013*** **(1)**	***71.24***		***11:33:21.467***
3 -	***1:40.412***	49.911	2:30.323 **(2)**	71.10	0.310	11:35:51.790

P27 38 TBS Bob COUCHMAN

Suzuki - Pinky Janey

IDEAL LAP TIME : 2:29.789 BEST LAP TIME : 2:30.447 DIFFERENCE : 0.658

LAP	SECTOR 1	SECTOR 2	LAP TIME	MPH	DIFF	TIME OF DAY
1 -	1:46.491	51.339	2:37.830 **(3)**	67.71	7.383	11:30:52.088
2 -	1:40.454	***49.993***	***2:30.447*** **(1)**	***71.04***		***11:33:22.535***
3 -	***1:39.796***	51.910	2:31.706 **(2)**	70.45	1.259	11:35:54.241

P28 76 RMT Phillip RODGERS

Suzuki -

IDEAL LAP TIME : 2:30.738 BEST LAP TIME : 2:30.738 DIFFERENCE : 0.000

LAP	SECTOR 1	SECTOR 2	LAP TIME	MPH	DIFF	TIME OF DAY
1 -	1:50.800	52.996	2:43.796	65.25	13.058	11:31:27.760
2 -	1:53.771	51.924	2:45.695	64.50	14.957	11:34:13.455
3 -	1:42.985	51.543	2:34.528 **(3)**	69.16	3.790	11:36:47.983

Weather / Track : Bright / Drying

Snetterton 300
Circuit Length = 2.9689 miles
Start: 11:27 Flag 11:39 End: 11:42

BMCRC - MRO Championships 2017 - Rnd 10 @ Snetterton 300

Thunderbike Sport & BMCRC Rookie Minitwins

QUALIFYING - SECTOR ANALYSIS

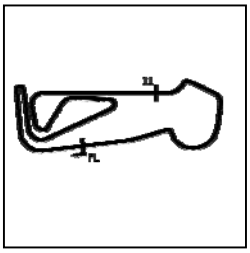

SECTOR 1 = FL to I1, SECTOR 2 = I1 to FL, DIFF = Difference To Personal Best Lap, P = Crossed Finish Line in Pit Lane, D = Time Disallowed

4 -	1:39.877	51.333	2:31.210	**(2)**	70.68	0.472	11:39:19.193
5 -	***1:39.672***	***51.066***	***2:30.738***	**(1)**	***70.90***		***11:41:49.931***

P29 84 TBS Ricardo BRANCO Suzuki -

IDEAL LAP TIME : 2:30.874 BEST LAP TIME : 2:31.129 DIFFERENCE : 0.255

LAP	SECTOR 1	SECTOR 2	LAP TIME		MPH	DIFF	TIME OF DAY
1 -	1:54.160	55.217	2:49.377	**(3)**	63.10	18.248	11:31:04.093
2 -	1:41.923	51.154	2:33.077	**(2)**	69.82	1.948	11:33:37.170
3 -	2:11.124	51.283	3:02.407		58.59	31.278	11:36:39.577
4 -	1:40.291	***50.838***	***2:31.129***	**(1)**	***70.72***		***11:39:10.706***

P30 123 TBS Tham EVANS Honda - Vanilla Electronics / GF racing

IDEAL LAP TIME : 2:29.049 BEST LAP TIME : 2:31.834 DIFFERENCE : 2.785

LAP	SECTOR 1	SECTOR 2	LAP TIME		MPH	DIFF	TIME OF DAY
1 -	1:46.519	52.922	2:39.441		67.03	7.607	11:31:16.472
2 -	1:42.632	50.985	2:33.617	**(3)**	69.57	1.783	11:33:50.089
3 -	1:41.036	***50.798***	***2:31.834***	**(1)**	***70.39***		***11:36:21.923***
4 -	1:41.235	51.856	2:33.091	**(2)**	69.81	1.257	11:38:55.014

P31 77 TBS Rob JOHNSTON Suzuki - ELP Racing

IDEAL LAP TIME : 2:30.688 BEST LAP TIME : 2:32.077 DIFFERENCE : 1.389

LAP	SECTOR 1	SECTOR 2	LAP TIME		MPH	DIFF	TIME OF DAY
1 -	1:56.045	55.825	2:51.870		62.18	19.793	11:31:29.206
2 -	1:47.036	53.380	2:40.416	**(3)**	66.62	8.339	11:34:09.622
3 -	1:42.387	53.097	2:35.484	**(2)**	68.74	3.407	11:36:45.106
4 -	1:40.726	***51.351***	***2:32.077***	**(1)**	***70.28***		***11:39:17.183***

P32 23 TBS Claire BECKETT Suzuki - Cowpers Oak

IDEAL LAP TIME : 2:32.232 BEST LAP TIME : 2:32.232 DIFFERENCE : 0.000

LAP	SECTOR 1	SECTOR 2	LAP TIME		MPH	DIFF	TIME OF DAY
1 -	1:53.224	55.508	2:48.732		63.34	16.500	11:31:07.838
2 -	1:44.636	52.012	2:36.648		68.22	4.416	11:33:44.486
3 -	1:43.061	51.962	2:35.023	**(2)**	68.94	2.791	11:36:19.509
4 -	1:44.260	52.033	2:36.293	**(3)**	68.38	4.061	11:38:55.802
5 -	***1:40.972***	***51.260***	***2:32.232***	**(1)**	***70.20***		***11:41:28.034***

P33 116 TBSR Stephen MAUL Yamaha -

IDEAL LAP TIME : 2:32.387 BEST LAP TIME : 2:32.387 DIFFERENCE : 0.000

LAP	SECTOR 1	SECTOR 2	LAP TIME		MPH	DIFF	TIME OF DAY
1 -	1:51.211	55.765	2:46.976	**(3)**	64.00	14.589	11:31:05.065
2 -	1:42.767	53.363	2:36.130	**(2)**	68.45	3.743	11:33:41.195
3 -	***1:41.450***	***50.937***	***2:32.387***	**(1)**	***70.13***		***11:36:13.582***

P34 57 RMT Ludo FORRER Suzuki -

IDEAL LAP TIME : 2:30.978 BEST LAP TIME : 2:32.480 DIFFERENCE : 1.502

LAP	SECTOR 1	SECTOR 2	LAP TIME		MPH	DIFF	TIME OF DAY
1 -	1:52.944	54.602	2:47.546		63.79	15.066	11:31:06.973
2 -	1:42.326	52.836	2:35.162	**(2)**	68.88	2.682	11:33:42.135
3 -	1:42.438	52.816	2:35.254	**(3)**	68.84	2.774	11:36:17.389
4 -	1:41.303	***51.177***	***2:32.480***	**(1)**	***70.09***		***11:38:49.869***

P35 25 TBS Harrison DAY Suzuki -

IDEAL LAP TIME : 2:32.502 BEST LAP TIME : 2:32.502 DIFFERENCE : 0.000

LAP	SECTOR 1	SECTOR 2	LAP TIME		MPH	DIFF	TIME OF DAY
1 -	1:47.331	51.911	2:39.242		67.11	6.740	11:31:15.328
2 -	1:43.078	51.518	2:34.596		69.13	2.094	11:33:49.924
3 -	1:42.045	51.403	2:33.448	**(2)**	69.65	0.946	11:36:23.372

Weather / Track : Bright / Drying

Snetterton 300
Circuit Length = 2.9689 miles
Start: 11:27 Flag 11:39 End: 11:42

BMCRC - MRO Championships 2017 - Rnd 10 @ Snetterton 300

Thunderbike Sport & BMCRC Rookie Minitwins

QUALIFYING - SECTOR ANALYSIS

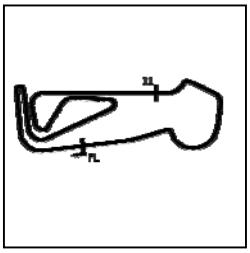

SECTOR 1 = FL to I1, SECTOR 2 = I1 to FL, DIFF = Difference To Personal Best Lap, P = Crossed Finish Line in Pit Lane, D = Time Disallowed

4 -	1:41.468	52.988	2:34.456	(3)	69.19	1.954	11:38:57.828
5 -	***1:41.162***	***51.340***	***2:32.502***	**(1)**	***70.08***		***11:41:30.330***

P36 56 RMT Ed GRANTHAM Suzuki - eb7 Bright Thinking Property Development

IDEAL LAP TIME : 2:33.336 BEST LAP TIME : 2:33.336 DIFFERENCE : 0.000

LAP	SECTOR 1	SECTOR 2	LAP TIME		MPH	DIFF	TIME OF DAY
1 -	1:52.729	55.334	2:48.063		63.59	14.727	11:31:06.751
2 -	1:43.356	52.823	2:36.179	(3)	68.43	2.843	11:33:42.930
3 -	1:43.830	52.188	2:36.018	(2)	68.50	2.682	11:36:18.948
4 -	1:43.006	53.728	2:36.734		68.19	3.398	11:38:55.682
5 -	***1:41.829***	***51.507***	***2:33.336***	**(1)**	***69.70***		***11:41:29.018***

P37 16 TBS Geoff LANSDELL Suzuki - EPG Domestic

IDEAL LAP TIME : 2:33.691 BEST LAP TIME : 2:33.691 DIFFERENCE : 0.000

LAP	SECTOR 1	SECTOR 2	LAP TIME		MPH	DIFF	TIME OF DAY
1 -	1:54.640	54.924	2:49.564		63.03	15.873	11:31:03.012
2 -	1:44.481	52.701	2:37.182		67.99	3.491	11:33:40.194
3 -	1:43.761	53.155	2:36.916	(3)	68.11	3.225	11:36:17.110
4 -	1:43.997	52.564	2:36.561	(2)	68.26	2.870	11:38:53.671
5 -	***1:42.270***	***51.421***	***2:33.691***	**(1)**	***69.54***		***11:41:27.362***

P38 43 TBS Robert DAVIE Suzuki -

IDEAL LAP TIME : 2:33.385 BEST LAP TIME : 2:33.700 DIFFERENCE : 0.315

LAP	SECTOR 1	SECTOR 2	LAP TIME		MPH	DIFF	TIME OF DAY
1 -	1:49.312	53.277	2:42.589		65.73	8.889	11:30:54.581
2 -	1:44.324	53.116	2:37.440	(3)	67.88	3.740	11:33:32.021
3 -	1:43.468	51.839	2:35.307	(2)	68.81	1.607	11:36:07.328
4 -	1:42.582	***51.118***	***2:33.700***	**(1)**	***69.53***		***11:38:41.028***

P39 59 RMT Benn RIDGWELL Suzuki -

IDEAL LAP TIME : 2:37.242 BEST LAP TIME : 2:37.242 DIFFERENCE : 0.000

LAP	SECTOR 1	SECTOR 2	LAP TIME		MPH	DIFF	TIME OF DAY
1 -	2:07.930	57.733	3:05.663		57.56	28.421	11:31:50.444
2 -	1:47.519	54.379	2:41.898	(3)	66.01	4.656	11:34:32.342
3 -	1:44.188	53.277	2:37.465	(2)	67.87	0.223	11:37:09.807
4 -	***1:44.168***	***53.074***	***2:37.242***	**(1)**	***67.97***		***11:39:47.049***

P40 5 TBSR Martin INGHAM Honda - Oadby M/C's

IDEAL LAP TIME : 2:38.382 BEST LAP TIME : 2:38.826 DIFFERENCE : 0.444

LAP	SECTOR 1	SECTOR 2	LAP TIME		MPH	DIFF	TIME OF DAY
1 -	2:03.943	58.565	3:02.508		58.56	23.682	11:31:44.790
2 -	1:49.441	54.922	2:44.363		65.02	5.537	11:34:29.153
3 -	***1:45.644***	53.712	2:39.356	(2)	67.07	0.530	11:37:08.509
4 -	1:46.088	***52.738***	***2:38.826***	**(1)**	***67.29***		***11:39:47.335***
5 -	1:47.260	54.202	2:41.462	(3)	66.19	2.636	11:42:28.797

P41 45 RMT Stuart JARVIS Suzuki -

IDEAL LAP TIME : 2:40.167 BEST LAP TIME : 2:40.167 DIFFERENCE : 0.000

LAP	SECTOR 1	SECTOR 2	LAP TIME		MPH	DIFF	TIME OF DAY
1 -	1:54.795	55.852	2:50.647		62.63	10.480	11:31:30.680
2 -	***1:46.696***	***53.471***	***2:40.167***	**(1)**	***66.73***		***11:34:10.847***
3 -	1:47.161	53.842	2:41.003	(2)	66.38	0.836	11:36:51.850
4 -	1:46.875	54.871	2:41.746	(3)	66.07	1.579	11:39:33.596

P42 3 TBS Monica ISAAC Aprilia - Fins Motorcycles, TWM Solicitors, Blockade, SGN

IDEAL LAP TIME : 2:40.907 BEST LAP TIME : 2:42.688 DIFFERENCE : 1.781

LAP	SECTOR 1	SECTOR 2	LAP TIME	MPH	DIFF	TIME OF DAY

Weather / Track : Bright / Drying

Snetterton 300
Circuit Length = 2.9689 miles
Start: 11:27 Flag 11:39 End: 11:42

BMCRC - MRO Championships 2017 - Rnd 10 @ Snetterton 300

Thunderbike Sport & BMCRC Rookie Minitwins

QUALIFYING - SECTOR ANALYSIS

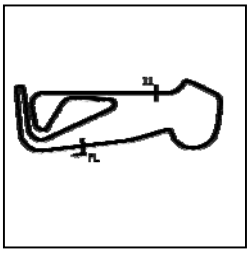

SECTOR 1 = FL to I1, SECTOR 2 = I1 to FL, DIFF = Difference To Personal Best Lap, P = Crossed Finish Line in Pit Lane, D = Time Disallowed

1 -	2:06.590	56.113	3:02.703	**(2)**	58.49	20.015	11:31:46.635
2 -	1:48.065	***54.623***	***2:42.688***	**(1)**	***65.69***		***11:34:29.323***

P43 60 RMT Adam RIDGWELL Suzuki -

IDEAL LAP TIME : 2:59.820 BEST LAP TIME : 3:12.033 DIFFERENCE : 12.213

LAP	SECTOR 1	SECTOR 2	LAP TIME		MPH	DIFF	TIME OF DAY
1 -	2:12.392	***59.641***	***3:12.033***	**(1)**	***55.65***		***11:31:54.168***
2 -	6:04.629	1:02.238	7:06.867	**(2)**	25.03	3:54.834	11:39:01.035

P44 41 RMT Marc AUKETT Suzuki - Special metals fabrications

IDEAL LAP TIME : 3:13.898 BEST LAP TIME : 3:23.242 DIFFERENCE : 9.344

LAP	SECTOR 1	SECTOR 2	LAP TIME		MPH	DIFF	TIME OF DAY
1 -	2:15.860	***1:07.382***	***3:23.242***	**(1)**	***52.58***		***11:32:03.565***

Weather / Track : Bright / Drying

Snetterton 300
Circuit Length = 2.9689 miles
Start: 11:27 Flag 11:39 End: 11:42

BMCRC - MRO Championships 2017 - Rnd 10 @ Snetterton 300

Thunderbike Sport & BMCRC Rookie Minitwins

QUALIFYING - BEST SECTORS

SECTOR 1				SECTOR 2			IDEAL / BEST COMPARISON					
POS	NO	NAME	TIME	NO	NAME	TIME	POS	NO	NAME	IDEAL	BEST	DIFF
									PERFECT LAP	2:13.842		
1	124	ANGLES	**1:29.111**	124	ANGLES	**44.731**	1	124	ANGLES	2:13.842	2:13.842	0.000
2	198	TOPPING	**1:31.185**	198	TOPPING	**46.060**	2	198	TOPPING	2:17.245	2:17.245	0.000
3	17	DOWNES	**1:33.511**	93	GILLMAN	**47.776**	3	17	DOWNES	2:21.428	2:21.585	0.157
4	83	SKEELS-PIGGINS	**1:34.956**	83	SKEELS-PIGGINS	**47.786**	4	83	SKEELS-PIGGINS	2:22.742	2:23.005	0.263
5	2	GILL	**1:35.277**	193	WALLIS	**47.795**	5	147	WATSON	2:23.619	2:23.719	0.100
6	147	WATSON	**1:35.447**	17	DOWNES	**47.917**	6	2	GILL	2:23.642	2:23.642	0.000
7	199	CATT	**1:36.021**	81	MAY	**47.927**	7	193	WALLIS	2:24.010	2:24.010	0.000
8	69	HUSKINSON	**1:36.100**	147	WATSON	**48.172**	8	93	GILLMAN	2:24.500	2:24.500	0.000
9	193	WALLIS	**1:36.215**	2	GILL	**48.365**	9	155	HARRIS	2:24.946	2:25.527	0.581
10	155	HARRIS	**1:36.542**	155	HARRIS	**48.404**	10	69	HUSKINSON	2:25.184	2:25.450	0.266
11	93	GILLMAN	**1:36.724**	21	MITCHELL	**48.414**	11	21	MITCHELL	2:25.728	2:26.663	0.935
12	90	WATSON	**1:37.140**	69	HUSKINSON	**49.084**	12	199	CATT	2:25.970	2:25.970	0.000
13	21	MITCHELL	**1:37.314**	92	JACKSON	**49.134**	13	81	MAY	2:26.016	2:26.016	0.000
14	48	WALLIS	**1:37.915**	67	COE	**49.204**	14	90	WATSON	2:27.088	2:27.088	0.000
15	81	MAY	**1:38.089**	101	BARNES	**49.445**	15	92	JACKSON	2:27.526	2:27.526	0.000
16	71	CLUNE	**1:38.163**	50	ROBSON	**49.586**	16	113	WATSON	2:28.018	2:28.839	0.821
17	113	WATSON	**1:38.236**	138	WOOD	**49.620**	17	101	BARNES	2:28.114	2:28.183	0.069
18	72	MILLER	**1:38.239**	113	WATSON	**49.782**	18	48	WALLIS	2:28.194	2:28.194	0.000
19	123	EVANS	**1:38.251**	62	MITCHELL	**49.876**	19	71	CLUNE	2:28.370	2:28.370	0.000
20	92	JACKSON	**1:38.392**	90	WATSON	**49.948**	20	50	ROBSON	2:28.721	2:29.113	0.392
21	96	HARRIS	**1:38.609**	199	CATT	**49.949**	21	123	EVANS	2:29.049	2:31.834	2.785
22	101	BARNES	**1:38.669**	38	COUCHMAN	**49.993**	22	96	HARRIS	2:29.069	2:29.069	0.000
23	50	ROBSON	**1:39.135**	71	CLUNE	**50.207**	23	62	MITCHELL	2:29.180	2:29.766	0.586
24	62	MITCHELL	**1:39.304**	13	GREEN	**50.250**	24	72	MILLER	2:29.320	2:29.320	0.000
25	77	JOHNSTON	**1:39.337**	48	WALLIS	**50.279**	25	67	COE	2:29.616	2:30.013	0.397
26	13	GREEN	**1:39.388**	96	HARRIS	**50.460**	26	13	GREEN	2:29.638	2:29.638	0.000
27	76	RODGERS	**1:39.672**	123	EVANS	**50.798**	27	38	COUCHMAN	2:29.789	2:30.447	0.658
28	38	COUCHMAN	**1:39.796**	84	BRANCO	**50.838**	28	138	WOOD	2:29.885	2:29.885	0.000
29	57	FORRER	**1:39.801**	116	MAUL	**50.937**	29	77	JOHNSTON	2:30.688	2:32.077	1.389
30	84	BRANCO	**1:40.036**	76	RODGERS	**51.066**	30	76	RODGERS	2:30.738	2:30.738	0.000
31	138	WOOD	**1:40.265**	72	MILLER	**51.081**	31	84	BRANCO	2:30.874	2:31.129	0.255
32	67	COE	**1:40.412**	43	DAVIE	**51.118**	32	57	FORRER	2:30.978	2:32.480	1.502
33	23	BECKETT	**1:40.972**	57	FORRER	**51.177**	33	23	BECKETT	2:32.232	2:32.232	0.000
34	25	DAY	**1:41.162**	23	BECKETT	**51.260**	34	116	MAUL	2:32.387	2:32.387	0.000
35	116	MAUL	**1:41.450**	25	DAY	**51.340**	35	25	DAY	2:32.502	2:32.502	0.000
36	56	GRANTHAM	**1:41.829**	77	JOHNSTON	**51.351**	36	56	GRANTHAM	2:33.336	2:33.336	0.000
37	43	DAVIE	**1:42.267**	16	LANSDELL	**51.421**	37	43	DAVIE	2:33.385	2:33.700	0.315
38	16	LANSDELL	**1:42.270**	56	GRANTHAM	**51.507**	38	16	LANSDELL	2:33.691	2:33.691	0.000
39	59	RIDGWELL	**1:44.168**	5	INGHAM	**52.738**	39	59	RIDGWELL	2:37.242	2:37.242	0.000
40	5	INGHAM	**1:45.644**	59	RIDGWELL	**53.074**	40	5	INGHAM	2:38.382	2:38.826	0.444
41	3	ISAAC	**1:46.284**	45	JARVIS	**53.471**	41	45	JARVIS	2:40.167	2:40.167	0.000
42	45	JARVIS	**1:46.696**	3	ISAAC	**54.623**	42	3	ISAAC	2:40.907	2:42.688	1.781
43	60	RIDGWELL	**2:00.179**	60	RIDGWELL	**59.641**	43	60	RIDGWELL	2:59.820	3:12.033	12.213
44	41	AUKETT	**2:06.516**	41	AUKETT	**1:07.382**	44	41	AUKETT	3:13.898	3:23.242	9.344

Weather / Track : Bright / Drying

Snetterton 300
Circuit Length = 2.9689 miles
Start: 11:27 Flag 11:39 End: 11:42

Results can be found at www.tsl-timing.com

Printed - 11:45 Saturday, 07 October 2017

BMCRC - MRO Championships 2017 - Rnd 10 @ Snetterton 300

Thunderbike Sport & BMCRC Rookie Minitwins

RACE 8 - GRID (5 Laps) - AMENDED

ROW 14	1	1	40 83 Talan SKEELS-PIGGINS 2:23.005
ROW 13	39 41 Marc AUKETT 3:23.242	38 60 Adam RIDGWELL 3:12.033	37 3 Monica ISAAC 2:42.688
ROW 12	36 45 Stuart JARVIS 2:40.167	35 5 Martin INGHAM 2:38.826	34 59 Benn RIDGWELL 2:37.242
ROW 11	33 43 Robert DAVIE 2:33.700	32 16 Geoff LANSDELL 2:33.691	31 56 Ed GRANTHAM 2:33.336
ROW 10	30 57 Ludo FORRER 2:32.480	29 116 Stephen MAUL 2:32.387	28 23 Claire BECKETT 2:32.232
ROW 9	27 77 Rob JOHNSTON 2:32.077	26 123 Tham EVANS 2:31.834	25 84 Ricardo BRANCO 2:31.129
ROW 8	24 76 Phillip RODGERS 2:30.738	23 67 Tony COE 2:30.013	22 138 Hayden WOOD 2:29.885
ROW 7	21 62 Ben MITCHELL 2:29.766	20 13 Wil GREEN 2:29.638	19 72 Kevin MILLER 2:29.320
ROW 6	18 50 Paul ROBSON 2:29.113	17 96 Dan HARRIS 2:29.069	16 113 Alex WATSON 2:28.839
ROW 5	15 71 Colin CLUNE 2:28.370	14 48 Shaun WALLIS 2:28.194	13 101 Jon BARNES 2:28.183
ROW 4	12 92 Michael JACKSON 2:27.526	11 90 Edward WATSON 2:27.088	10 21 Carl MITCHELL 2:26.663
ROW 3	9 81 Malvern MAY 2:26.016	8 155 Richard HARRIS 2:25.527	7 93 William GILLMAN 2:24.500
ROW 2	6 193 Jack WALLIS 2:24.010	5 147 Thomas WATSON 2:23.719	4 2 Andrew GILL 2:23.642
ROW 1	3 17 Charlie DOWNES 2:21.585	2 198 Steven TOPPING 2:17.245	1 124 Jed ANGLES 2:13.842
			Pole

reserves 25, 69, 38, 199

Snetterton 300
Circuit Length = 2.9689 miles

These results are provisional until the conclusion of any judicial and technical matters.

Clerk Of Course :		Timekeeper :

Results can be found at www.tsl-timing.com

Printed - 13:31 Saturday, 07 October 2017

BMCRC - MRO Championships 2017 - Rnd 10 @ Snetterton 300

Thunderbike Sport & BMCRC Rookie Minitwins

RACE 8 - CLASSIFICATION

POS	NO	CL	PIC	NAME	ENTRY	LAPS	TIME	GAP	DIFF	MPH	BEST	ON
1	**17**	RMT	1	Charlie DOWNES	Suzuki - Moremoto GKW Plumbtech	**5**	12:30.291			71.22	**2:28.429**	4
2	**21**	TBS	1	Carl MITCHELL	Suzuki - Beaute Agri AJL Garden Services	**5**	12:30.774	**0.483**	0.483	71.18	**2:24.369**	5
3	**193**	TBS	2	Jack WALLIS	Suzuki - Grumpdad and Watling Tyres	**5**	12:33.006	**2.715**	2.232	70.96	**2:26.985**	5
4	**69**	TBS	3	Danny HUSKINSON	Suzuki - art of racing	**5**	12:33.231	**2.940**	0.225	70.94	**2:24.785**	5
5	**96**	RMT	2	Dan HARRIS	Suzuki - HP Racing	**5**	12:34.002	**3.711**	0.771	70.87	**2:25.221**	5
6	**2**	TBS	4	Andrew GILL	Yamaha -	**5**	12:35.009	**4.718**	1.007	70.78	**2:26.157**	5
7	**147**	TBS	5	Thomas WATSON	Suzuki - Motorsportdays.com TEA Time Racing	**5**	12:39.817	**9.526**	4.808	70.33	**2:25.492**	5
8	**92**	RMT	3	Michael JACKSON	Suzuki -	**5**	12:44.524	**14.233**	4.707	69.90	**2:30.270**	3
9	**83**	TBS	6	Talan SKEELS-PIGGINS	Honda - McMillan Williams	**5**	12:48.790	**18.499**	4.266	69.51	**2:28.577**	5
10	**138**	TBS	7	Hayden WOOD	Kawasaki -	**5**	12:50.470	**20.179**	1.680	69.36	**2:30.099**	5
11	**62**	RMT	4	Ben MITCHELL	Suzuki -	**5**	12:51.076	**20.785**	0.606	69.30	**2:29.491**	3
12	**81**	TBS	8	Malvern MAY	Ducati -	**5**	12:51.727	**21.436**	0.651	69.24	**2:31.608**	3
13	**113**	TBSR	1	Alex WATSON	Yamaha -	**5**	12:59.403	**29.112**	7.676	68.56	**2:29.847**	5
14	**84**	TBS	9	Ricardo BRANCO	Suzuki -	**5**	12:59.613	**29.322**	0.210	68.54	**2:29.168**	5
15	**13**	RMT	5	Wil GREEN	Suzuki - Faith Fueled Racing	**5**	13:01.226	**30.935**	1.613	68.40	**2:30.019**	5
16	**76**	RMT	6	Phillip RODGERS	Suzuki -	**5**	13:03.143	**32.852**	1.917	68.23	**2:30.430**	5
17	**50**	TBS	10	Paul ROBSON	Suzuki -	**5**	13:03.726	**33.435**	0.583	68.18	**2:30.814**	5
18	**57**	RMT	7	Ludo FORRER	Suzuki -	**5**	13:16.756	**46.465**	13.030	67.07	**2:35.546**	4
19	**90**	RMT	8	Edward WATSON	Suzuki - TEA Time Racing	**5**	13:17.026	**46.735**	0.270	67.04	**2:36.061**	5
20	**199**	TBS	11	Ben CATT	Suzuki -	**5**	13:18.784	**48.493**	1.758	66.90	**2:31.072**	5
21	**25**	TBS	12	Harrison DAY	Suzuki -	**5**	13:20.024	**49.733**	1.240	66.79	**2:34.083**	5
22	**16**	TBS	13	Geoff LANSDELL	Suzuki - EPG Domestic	**5**	13:22.960	**52.669**	2.936	66.55	**2:34.233**	5
23	**116**	TBSR	2	Stephen MAUL	Yamaha -	**5**	13:25.910	**55.619**	2.950	66.31	**2:34.009**	3
24	**45**	RMT	9	Stuart JARVIS	Suzuki -	**5**	13:30.501	**1:00.210**	4.591	65.93	**2:36.883**	3
25	**59**	RMT	10	Benn RIDGWELL	Suzuki -	**5**	13:31.283	**1:00.992**	0.782	65.87	**2:33.020**	5
26	**48**	TBS	14	Shaun WALLIS	Suzuki - Watling Tyres	**5**	13:36.142	**1:05.851**	4.859	65.47	**2:39.936**	2
27	**43**	TBS	15	Robert DAVIE	Suzuki -	**5**	13:36.487	**1:06.196**	0.345	65.45	**2:38.658**	4
28	**56**	RMT	11	Ed GRANTHAM	Suzuki - eb7 Bright Thinking Property Development	**5**	14:04.160	**1:33.869**	27.673	63.30	**2:38.430**	2

NOT CLASSIFIED

DNF	**72**	TBS		Kevin MILLER	Suzuki - Mechanical Air Supplies Ltd	**4**	10:38.306	**1 Lap**	1 Lap	66.97	**2:33.872**	4
DNF	**38**	TBS		Bob COUCHMAN	Suzuki - Pinky Janey	**3**	7:43.315	**2 Laps**	1 Lap	69.20	**2:27.607**	3
DNF	**123**	TBS		Tham EVANS	Honda - Vanilla Electronics / GF racing	**2**	5:20.851	**3 Laps**	1 Lap	66.62	**2:32.645**	2
DNF	**77**	TBS		Rob JOHNSTON	Suzuki - ELP Racing	**2**	5:41.172	**3 Laps**	20.321	62.65	**2:41.340**	2
DNF	**93**	TBSR		William GILLMAN	Honda -	**1**	2:38.474	**4 Laps**	1 Lap	67.44		
DNF	**5**	TBSR		Martin INGHAM	Honda - Oadby M/C's	**0**						
DNF	**23**	TBS		Claire BECKETT	Suzuki - Cowpers Oak	**0**						
DNF	**101**	RMT		Jon BARNES	Suzuki - Holder Tree Services	**0**						
DNF	**124**	TBS		Jed ANGLES	Yamaha -	**0**						
DNF	**198**	TBS		Steven TOPPING	Yamaha -	**0**						

FASTEST LAP

21	TBS	Carl MITCHELL	Suzuki - Beaute Agri AJL Garden Services	**5**	2:24.369	74.03 mph	119.14 kph
96	RMT	Dan HARRIS	Suzuki - HP Racing	**5**	2:25.221	73.59 mph	118.44 kph
113	TBSR	Alex WATSON	Yamaha -	**5**	2:29.847	71.32 mph	114.78 kph

Class RMT - 90% of Race Speed = 64.09 mph
Class TBS - 90% of Race Speed = 64.06 mph
Class TBSR - 90% of Race Speed = 61.70 mph

Weather / Track : Cloudy / Wet

These results are provisional until the conclusion of any judicial and technical matters.

Snetterton 300
Circuit Length = 2.9689 miles
Start: 16:22 Flag 16:34 End: 16:36

Clerk Of Course :		Timekeeper :

Results can be found at www.tsl-timing.com

Printed - 16:37 Saturday, 07 October 2017

BMCRC - MRO Championships 2017 - Rnd 10 @ Snetterton 300

Thunderbike Sport & BMCRC Rookie Minitwins

RACE 8 - LAP CHART

LAP 1 @ 16:24:59.502

NO	BEHIND	LAP TIME
17		2:34.912
93	3.562	2:38.474
2	3.851	2:38.763
193	4.146	2:39.058
21	4.399	2:39.311
147	4.863	2:39.775
92	5.290	2:40.202
81	5.348	2:40.260
96	6.035	2:40.947
69	11.717	2:46.629
138	11.861	2:46.773
90	12.552	2:47.464
38	13.050	2:47.962
62	13.121	2:48.033
123	13.294	2:48.206
84	14.483	2:49.395
83	15.026	2:49.938
113	15.052	2:49.964
48	15.425	2:50.337
57	15.882	2:50.794
50	16.113	2:51.025
76	16.712	2:51.624
13	16.767	2:51.679
72	17.813	2:52.725
25	19.094	2:54.006
16	22.025	2:56.937
43	22.177	2:57.089
45	24.378	2:59.290
77	24.920	2:59.832
116	26.314	3:01.226
56	28.296	3:03.208
59	29.389	3:04.301
199	35.795	3:10.707

LAP 2 @ 16:27:29.268

NO	BEHIND	LAP TIME
17		2:29.766
193	4.161	2:29.781
21	5.586	2:30.953
2	5.888	2:31.803
92	7.016	2:31.492
96	7.208	2:30.939
81	8.935	2:33.353
147	10.028	2:34.931
69	10.745	2:28.794
38	11.030	2:27.746
138	14.914	2:32.819
123	16.173	2:32.645
62	16.522	2:33.167
83	17.149	2:31.889
84	20.072	2:35.355
113	21.341	2:36.055
90	21.484	2:38.698
13	21.901	2:34.900
50	22.251	2:35.904
76	22.468	2:35.522
57	23.637	2:37.521
48	25.595	2:39.936
72	25.761	2:37.714
25	27.725	2:38.397
16	28.037	2:35.778
43	32.095	2:39.684
45	32.542	2:37.930
116	33.133	2:36.585
77	36.494	2:41.340
56	36.960	2:38.430
59	37.638	2:38.015
199	38.142	2:32.113

LAP 3 @ 16:29:57.760

NO	BEHIND	LAP TIME
17		2:28.492
193	4.874	2:29.205
21	5.610	2:28.516
2	7.448	2:30.052
96	7.458	2:28.742
92	8.794	2:30.270
69	9.708	2:27.455
38	10.145	2:27.607
81	12.051	2:31.608
147	12.454	2:30.918
138	16.525	2:30.103
62	17.521	2:29.491
83	17.843	2:29.186
84	24.101	2:32.521
113	24.595	2:31.746
13	25.556	2:32.147
50	26.289	2:32.530
76	27.267	2:33.291
90	30.389	2:37.397
57	30.773	2:35.628
72	31.264	2:33.995
25	36.307	2:37.074
16	38.532	2:38.987
116	38.650	2:34.009
48	38.814	2:41.711
45	40.933	2:36.883
199	42.183	2:32.533
43	45.511	2:41.908
59	46.491	2:37.345
56	1:07.612	2:59.144

LAP 4 @ 16:32:26.189

NO	BEHIND	LAP TIME
17		2:28.429
193	4.422	2:27.977
21	4.806	2:27.625
69	6.847	2:25.568
96	7.182	2:28.153
2	7.253	2:28.234
92	12.647	2:32.282
147	12.726	2:28.701
81	17.674	2:34.052
83	18.614	2:29.200
138	18.772	2:30.676
62	19.547	2:30.455
113	27.957	2:31.791
84	28.846	2:33.174
13	29.608	2:32.481
76	31.114	2:32.276
50	31.313	2:33.453
72	36.707	2:33.872
57	37.890	2:35.546
90	39.366	2:37.406
25	44.342	2:36.464
116	44.632	2:34.411
199	46.113	2:32.359
16	47.128	2:37.025
45	51.305	2:38.801
48	53.705	2:43.320
43	55.740	2:38.658
59	56.664	2:38.602
56	1:21.264	2:42.081

LAP 5 @ 16:34:54.881

NO	BEHIND	LAP TIME
17		2:28.692
21	0.483	2:24.369
193	2.715	2:26.985
69	2.940	2:24.785
96	3.711	2:25.221
2	4.718	2:26.157
147	9.526	2:25.492
92	14.233	2:30.278
83	18.499	2:28.577
138	20.179	2:30.099
62	20.785	2:29.930
81	21.436	2:32.454
113	29.112	2:29.847
84	29.322	2:29.168
13	30.935	2:30.019
76	32.852	2:30.430
50	33.435	2:30.814
57	46.465	2:37.267
90	46.735	2:36.061
199	48.493	2:31.072
25	49.733	2:34.083
16	52.669	2:34.233
116	55.619	2:39.679
45	1:00.210	2:37.597
59	1:00.992	2:33.020
48	1:05.851	2:40.838
43	1:06.196	2:39.148
56	1:33.869	2:41.297

Weather / Track : Cloudy / Wet

Snetterton 300
Circuit Length = 2.9689 miles
Start: 16:22 Flag 16:34 End: 16:36

BMCRC - MRO Championships 2017 - Rnd 10 @ Snetterton 300

Thunderbike Sport & BMCRC Rookie Minitwins

RACE 8 - SECTOR ANALYSIS

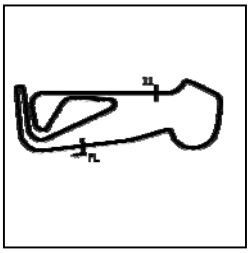

SECTOR 1 = FL to I1, SECTOR 2 = I1 to FL, DIFF = Difference To Personal Best Lap, P = Crossed Finish Line in Pit Lane, D = Time Disallowed

P1 17 RMT Charlie DOWNES Suzuki - Moremoto GKW Plumbtech

IDEAL LAP TIME : 2:28.399 BEST LAP TIME : 2:28.429 DIFFERENCE : 0.030

LAP	SECTOR 1	SECTOR 2	LAP TIME	MPH	DIFF	TIME OF DAY
1 -		50.608	2:34.912	68.99	6.483	16:24:59.502
2 -	1:39.281	50.485	2:29.766	71.36	1.337	16:27:29.268
3 -	***1:38.217***	50.275	2:28.492 **(2)**	71.97	0.063	16:29:57.760
4 -	1:38.231	50.198	***2:28.429*** **(1)**	***72.00***		***16:32:26.189***
5 -	1:38.510	***50.182***	2:28.692 **(3)**	71.88	0.263	16:34:54.881

P2 21 TBS Carl MITCHELL Suzuki - Beaute Agri AJL Garden Services

IDEAL LAP TIME : 2:24.369 BEST LAP TIME : 2:24.369 DIFFERENCE : 0.000

LAP	SECTOR 1	SECTOR 2	LAP TIME	MPH	DIFF	TIME OF DAY
1 -		51.338	2:39.311	67.08	14.942	16:25:03.901
2 -	1:40.120	50.833	2:30.953	70.80	6.584	16:27:34.854
3 -	1:39.060	49.456	2:28.516 **(3)**	71.96	4.147	16:30:03.370
4 -	1:38.753	48.872	2:27.625 **(2)**	72.40	3.256	16:32:30.995
5 -	***1:36.388***	***47.981***	***2:24.369*** **(1)**	***74.03***		***16:34:55.364***

P3 193 TBS Jack WALLIS Suzuki - Grumpdad and Watling Tyres

IDEAL LAP TIME : 2:26.985 BEST LAP TIME : 2:26.985 DIFFERENCE : 0.000

LAP	SECTOR 1	SECTOR 2	LAP TIME	MPH	DIFF	TIME OF DAY
1 -		51.423	2:39.058	67.19	12.073	16:25:03.648
2 -	1:39.693	50.088	2:29.781	71.35	2.796	16:27:33.429
3 -	1:39.457	49.748	2:29.205 **(3)**	71.63	2.220	16:30:02.634
4 -	1:38.922	49.055	2:27.977 **(2)**	72.22	0.992	16:32:30.611
5 -	***1:38.330***	***48.655***	***2:26.985*** **(1)**	***72.71***		***16:34:57.596***

P4 69 TBS Danny HUSKINSON Suzuki - art of racing

IDEAL LAP TIME : 2:24.673 BEST LAP TIME : 2:24.785 DIFFERENCE : 0.112

LAP	SECTOR 1	SECTOR 2	LAP TIME	MPH	DIFF	TIME OF DAY
1 -		52.695	2:46.629	64.14	21.844	16:25:11.219
2 -	1:39.646	49.148	2:28.794	71.83	4.009	16:27:40.013
3 -	1:38.781	48.674	2:27.455 **(3)**	72.48	2.670	16:30:07.468
4 -	1:37.137	***48.431***	2:25.568 **(2)**	73.42	0.783	16:32:33.036
5 -	***1:36.242***	48.543	***2:24.785*** **(1)**	***73.82***		***16:34:57.821***

P5 96 RMT Dan HARRIS Suzuki - HP Racing

IDEAL LAP TIME : 2:25.221 BEST LAP TIME : 2:25.221 DIFFERENCE : 0.000

LAP	SECTOR 1	SECTOR 2	LAP TIME	MPH	DIFF	TIME OF DAY
1 -		50.656	2:40.947	66.40	15.726	16:25:05.537
2 -	1:41.625	49.314	2:30.939	70.81	5.718	16:27:36.476
3 -	1:39.798	48.944	2:28.742 **(3)**	71.85	3.521	16:30:05.218
4 -	1:39.316	48.837	2:28.153 **(2)**	72.14	2.932	16:32:33.371
5 -	***1:36.842***	***48.379***	***2:25.221*** **(1)**	***73.59***		***16:34:58.592***

P6 2 TBS Andrew GILL Yamaha -

IDEAL LAP TIME : 2:26.157 BEST LAP TIME : 2:26.157 DIFFERENCE : 0.000

LAP	SECTOR 1	SECTOR 2	LAP TIME	MPH	DIFF	TIME OF DAY
1 -		51.872	2:38.763	67.32	12.606	16:25:03.353
2 -	1:40.467	51.336	2:31.803	70.40	5.646	16:27:35.156
3 -	1:40.182	49.870	2:30.052 **(3)**	71.22	3.895	16:30:05.208
4 -	1:38.426	49.808	2:28.234 **(2)**	72.10	2.077	16:32:33.442
5 -	***1:37.631***	***48.526***	***2:26.157*** **(1)**	***73.12***		***16:34:59.599***

P7 147 TBS Thomas WATSON Suzuki - Motorsportdays.com TEA Time Racing

IDEAL LAP TIME : 2:25.492 BEST LAP TIME : 2:25.492 DIFFERENCE : 0.000

LAP	SECTOR 1	SECTOR 2	LAP TIME	MPH	DIFF	TIME OF DAY

Weather / Track : Cloudy / Wet

Snetterton 300
Circuit Length = 2.9689 miles
Start: 16:22 Flag 16:34 End: 16:36

BMCRC - MRO Championships 2017 - Rnd 10 @ Snetterton 300

Thunderbike Sport & BMCRC Rookie Minitwins

RACE 8 - SECTOR ANALYSIS

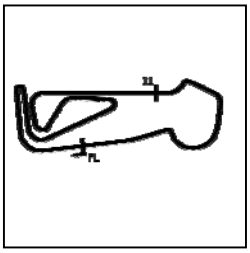

SECTOR 1 = FL to I1, SECTOR 2 = I1 to FL, DIFF = Difference To Personal Best Lap, P = Crossed Finish Line in Pit Lane, D = Time Disallowed

1 -		51.488	2:39.775	66.89	14.283	16:25:04.365
2 -	1:43.717	51.214	2:34.931	68.98	9.439	16:27:39.296
3 -	1:41.106	49.812	2:30.918 (3)	70.82	5.426	16:30:10.214
4 -	1:39.697	49.004	2:28.701 (2)	71.87	3.209	16:32:38.915
5 -	***1:37.215***	***48.277***	***2:25.492 (1)***	***73.46***		***16:35:04.407***

P8 92 RMT Michael JACKSON — Suzuki -

IDEAL LAP TIME : 2:29.489 BEST LAP TIME : 2:30.270 DIFFERENCE : 0.781

LAP	SECTOR 1	SECTOR 2	LAP TIME	MPH	DIFF	TIME OF DAY
1 -		51.998	2:40.202	66.71	9.932	16:25:04.792
2 -	1:40.833	50.659	2:31.492 (3)	70.55	1.222	16:27:36.284
3 -	***1:40.036***	50.234	***2:30.270 (1)***	***71.12***		***16:30:06.554***
4 -	1:41.840	50.442	2:32.282	70.18	2.012	16:32:38.836
5 -	1:40.825	***49.453***	2:30.278 (2)	71.12	0.008	16:35:09.114

P9 83 TBS Talan SKEELS-PIGGINS — Honda - McMillan Williams

IDEAL LAP TIME : 2:27.926 BEST LAP TIME : 2:28.577 DIFFERENCE : 0.651

LAP	SECTOR 1	SECTOR 2	LAP TIME	MPH	DIFF	TIME OF DAY
1 -		54.947	2:49.938	62.89	21.361	16:25:14.528
2 -	1:41.334	50.555	2:31.889	70.36	3.312	16:27:46.417
3 -	1:39.971	***49.215***	2:29.186 (2)	71.64	0.609	16:30:15.603
4 -	1:38.959	50.241	2:29.200 (3)	71.63	0.623	16:32:44.803
5 -	***1:38.711***	49.866	***2:28.577 (1)***	***71.93***		***16:35:13.380***

P10 138 TBS Hayden WOOD — Kawasaki -

IDEAL LAP TIME : 2:29.992 BEST LAP TIME : 2:30.099 DIFFERENCE : 0.107

LAP	SECTOR 1	SECTOR 2	LAP TIME	MPH	DIFF	TIME OF DAY
1 -		53.247	2:46.773	64.08	16.674	16:25:11.363
2 -	1:42.795	50.024	2:32.819	69.93	2.720	16:27:44.182
3 -	1:40.106	***49.997***	2:30.103 (2)	71.20	0.004	16:30:14.285
4 -	1:40.194	50.482	2:30.676 (3)	70.93	0.577	16:32:44.961
5 -	***1:39.995***	50.104	***2:30.099 (1)***	***71.20***		***16:35:15.060***

P11 62 RMT Ben MITCHELL — Suzuki -

IDEAL LAP TIME : 2:29.423 BEST LAP TIME : 2:29.491 DIFFERENCE : 0.068

LAP	SECTOR 1	SECTOR 2	LAP TIME	MPH	DIFF	TIME OF DAY
1 -		54.619	2:48.033	63.60	18.542	16:25:12.623
2 -	1:42.172	50.995	2:33.167	69.78	3.676	16:27:45.790
3 -	1:39.906	***49.585***	***2:29.491 (1)***	***71.49***		***16:30:15.281***
4 -	1:40.487	49.968	2:30.455 (3)	71.03	0.964	16:32:45.736
5 -	***1:39.838***	50.092	2:29.930 (2)	71.28	0.439	16:35:15.666

P12 81 TBS Malvern MAY — Ducati -

IDEAL LAP TIME : 2:31.590 BEST LAP TIME : 2:31.608 DIFFERENCE : 0.018

LAP	SECTOR 1	SECTOR 2	LAP TIME	MPH	DIFF	TIME OF DAY
1 -		50.626	2:40.260	66.69	8.652	16:25:04.850
2 -	1:42.381	50.972	2:33.353 (3)	69.69	1.745	16:27:38.203
3 -	***1:41.136***	50.472	***2:31.608 (1)***	***70.49***		***16:30:09.811***
4 -	1:42.650	51.402	2:34.052	69.37	2.444	16:32:43.863
5 -	1:42.000	***50.454***	2:32.454 (2)	70.10	0.846	16:35:16.317

P13 113 TBSR Alex WATSON — Yamaha -

IDEAL LAP TIME : 2:29.847 BEST LAP TIME : 2:29.847 DIFFERENCE : 0.000

LAP	SECTOR 1	SECTOR 2	LAP TIME	MPH	DIFF	TIME OF DAY
1 -		55.458	2:49.964	62.88	20.117	16:25:14.554
2 -	1:42.510	53.545	2:36.055	68.48	6.208	16:27:50.609
3 -	1:41.179	50.567	2:31.746 (2)	70.43	1.899	16:30:22.355
4 -	1:41.559	50.232	2:31.791 (3)	70.41	1.944	16:32:54.146

Weather / Track : Cloudy / Wet

Snetterton 300
Circuit Length = 2.9689 miles
Start: 16:22 Flag 16:34 End: 16:36

BMCRC - MRO Championships 2017 - Rnd 10 @ Snetterton 300

Thunderbike Sport & BMCRC Rookie Minitwins

RACE 8 - SECTOR ANALYSIS

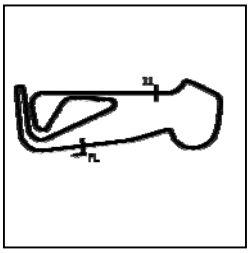

SECTOR 1 = FL to I1, SECTOR 2 = I1 to FL, DIFF = Difference To Personal Best Lap, P = Crossed Finish Line in Pit Lane, D = Time Disallowed

5 -	***1:40.148***	***49.699***	***2:29.847***	**(1)**	***71.32***	***16:35:23.993***

P14 84 TBS Ricardo BRANCO Suzuki -

IDEAL LAP TIME : 2:29.168 BEST LAP TIME : 2:29.168 DIFFERENCE : 0.000

LAP	SECTOR 1	SECTOR 2	LAP TIME		MPH	DIFF	TIME OF DAY
1 -		55.366	2:49.395		63.09	20.227	16:25:13.985
2 -	1:42.382	52.973	2:35.355		68.79	6.187	16:27:49.340
3 -	1:41.405	51.116	2:32.521	**(2)**	70.07	3.353	16:30:21.861
4 -	1:42.419	50.755	2:33.174	**(3)**	69.77	4.006	16:32:55.035
5 -	***1:39.772***	***49.396***	***2:29.168***	**(1)**	***71.65***		***16:35:24.203***

P15 13 RMT Wil GREEN Suzuki - Faith Fueled Racing

IDEAL LAP TIME : 2:30.019 BEST LAP TIME : 2:30.019 DIFFERENCE : 0.000

LAP	SECTOR 1	SECTOR 2	LAP TIME		MPH	DIFF	TIME OF DAY
1 -		55.823	2:51.679		62.25	21.660	16:25:16.269
2 -	1:41.202	53.698	2:34.900		68.99	4.881	16:27:51.169
3 -	1:41.226	50.921	2:32.147	**(2)**	70.24	2.128	16:30:23.316
4 -	1:41.818	50.663	2:32.481	**(3)**	70.09	2.462	16:32:55.797
5 -	***1:39.801***	***50.218***	***2:30.019***	**(1)**	***71.24***		***16:35:25.816***

P16 76 RMT Phillip RODGERS Suzuki -

IDEAL LAP TIME : 2:30.430 BEST LAP TIME : 2:30.430 DIFFERENCE : 0.000

LAP	SECTOR 1	SECTOR 2	LAP TIME		MPH	DIFF	TIME OF DAY
1 -		56.143	2:51.624		62.27	21.194	16:25:16.214
2 -	1:42.526	52.996	2:35.522		68.72	5.092	16:27:51.736
3 -	1:42.335	50.956	2:33.291	**(3)**	69.72	2.861	16:30:25.027
4 -	1:41.458	50.818	2:32.276	**(2)**	70.18	1.846	16:32:57.303
5 -	***1:39.848***	***50.582***	***2:30.430***	**(1)**	***71.05***		***16:35:27.733***

P17 50 TBS Paul ROBSON Suzuki -

IDEAL LAP TIME : 2:29.804 BEST LAP TIME : 2:30.814 DIFFERENCE : 1.010

LAP	SECTOR 1	SECTOR 2	LAP TIME		MPH	DIFF	TIME OF DAY
1 -		55.412	2:51.025		62.49	20.211	16:25:15.615
2 -	1:42.272	53.632	2:35.904		68.55	5.090	16:27:51.519
3 -	1:42.664	***49.866***	2:32.530	**(2)**	70.07	1.716	16:30:24.049
4 -	1:41.143	52.310	2:33.453	**(3)**	69.65	2.639	16:32:57.502
5 -	***1:39.938***	50.876	***2:30.814***	**(1)**	***70.86***		***16:35:28.316***

P18 57 RMT Ludo FORRER Suzuki -

IDEAL LAP TIME : 2:35.450 BEST LAP TIME : 2:35.546 DIFFERENCE : 0.096

LAP	SECTOR 1	SECTOR 2	LAP TIME		MPH	DIFF	TIME OF DAY
1 -		55.943	2:50.794		62.57	15.248	16:25:15.384
2 -	1:44.864	52.657	2:37.521		67.85	1.975	16:27:52.905
3 -	1:43.289	***52.339***	2:35.628	**(2)**	68.67	0.082	16:30:28.533
4 -	***1:43.111***	52.435	***2:35.546***	**(1)**	***68.71***		***16:33:04.079***
5 -	1:44.026	53.241	2:37.267	**(3)**	67.96	1.721	16:35:41.346

P19 90 RMT Edward WATSON Suzuki - TEA Time Racing

IDEAL LAP TIME : 2:35.014 BEST LAP TIME : 2:36.061 DIFFERENCE : 1.047

LAP	SECTOR 1	SECTOR 2	LAP TIME		MPH	DIFF	TIME OF DAY
1 -		55.347	2:47.464		63.82	11.403	16:25:12.054
2 -	1:44.200	54.498	2:38.698		67.34	2.637	16:27:50.752
3 -	1:44.489	52.908	2:37.397	**(2)**	67.90	1.336	16:30:28.149
4 -	1:44.999	***52.407***	2:37.406	**(3)**	67.90	1.345	16:33:05.555
5 -	***1:42.607***	53.454	***2:36.061***	**(1)**	***68.48***		***16:35:41.616***

Weather / Track : Cloudy / Wet

Snetterton 300
Circuit Length = 2.9689 miles
Start: 16:22 Flag 16:34 End: 16:36

BMCRC - MRO Championships 2017 - Rnd 10 @ Snetterton 300

Thunderbike Sport & BMCRC Rookie Minitwins

RACE 8 - SECTOR ANALYSIS

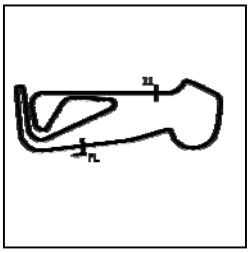

SECTOR 1 = FL to I1, SECTOR 2 = I1 to FL, DIFF = Difference To Personal Best Lap, P = Crossed Finish Line in Pit Lane, D = Time Disallowed

P20 199 TBS Ben CATT Suzuki -

IDEAL LAP TIME : 2:30.652 BEST LAP TIME : 2:31.072 DIFFERENCE : 0.420

LAP	SECTOR 1	SECTOR 2	LAP TIME	MPH	DIFF	TIME OF DAY
1 -		52.820	3:10.707	56.04	39.635	16:25:35.297
2 -	1:41.114	50.999	2:32.113 **(2)**	70.26	1.041	16:28:07.410
3 -	1:42.136	***50.397***	2:32.533	70.07	1.461	16:30:39.943
4 -	1:40.557	51.802	2:32.359 **(3)**	70.15	1.287	16:33:12.302
5 -	***1:40.255***	50.817	***2:31.072*** **(1)**	***70.74***		***16:35:43.374***

P21 25 TBS Harrison DAY Suzuki -

IDEAL LAP TIME : 2:34.083 BEST LAP TIME : 2:34.083 DIFFERENCE : 0.000

LAP	SECTOR 1	SECTOR 2	LAP TIME	MPH	DIFF	TIME OF DAY
1 -		53.379	2:54.006	61.42	19.923	16:25:18.596
2 -	1:45.401	52.996	2:38.397	67.47	4.314	16:27:56.993
3 -	1:44.780	52.294	2:37.074 **(3)**	68.04	2.991	16:30:34.067
4 -	1:44.358	52.106	2:36.464 **(2)**	68.31	2.381	16:33:10.531
5 -	***1:42.890***	***51.193***	***2:34.083*** **(1)**	***69.36***		***16:35:44.614***

P22 16 TBS Geoff LANSDELL Suzuki - EPG Domestic

IDEAL LAP TIME : 2:34.233 BEST LAP TIME : 2:34.233 DIFFERENCE : 0.000

LAP	SECTOR 1	SECTOR 2	LAP TIME	MPH	DIFF	TIME OF DAY
1 -		55.312	2:56.937	60.40	22.704	16:25:21.527
2 -	1:42.768	53.010	2:35.778 **(2)**	68.61	1.545	16:27:57.305
3 -	1:45.043	53.944	2:38.987	67.22	4.754	16:30:36.292
4 -	1:44.846	52.179	2:37.025 **(3)**	68.06	2.792	16:33:13.317
5 -	***1:42.570***	***51.663***	***2:34.233*** **(1)**	***69.29***		***16:35:47.550***

P23 116 TBSR Stephen MAUL Yamaha -

IDEAL LAP TIME : 2:31.766 BEST LAP TIME : 2:34.009 DIFFERENCE : 2.243

LAP	SECTOR 1	SECTOR 2	LAP TIME	MPH	DIFF	TIME OF DAY
1 -		52.870	3:01.226	58.97	27.217	16:25:25.816
2 -	1:44.101	52.484	2:36.585 **(3)**	68.25	2.576	16:28:02.401
3 -	1:41.437	52.572	***2:34.009*** **(1)**	***69.39***		***16:30:36.410***
4 -	1:42.551	***51.860***	2:34.411 **(2)**	69.21	0.402	16:33:10.821
5 -	***1:39.906***	59.773	2:39.679	66.93	5.670	16:35:50.500

P24 45 RMT Stuart JARVIS Suzuki -

IDEAL LAP TIME : 2:36.203 BEST LAP TIME : 2:36.883 DIFFERENCE : 0.680

LAP	SECTOR 1	SECTOR 2	LAP TIME	MPH	DIFF	TIME OF DAY
1 -		55.987	2:59.290	59.61	22.407	16:25:23.880
2 -	1:44.647	53.283	2:37.930 **(3)**	67.67	1.047	16:28:01.810
3 -	1:44.842	***52.041***	***2:36.883*** **(1)**	***68.12***		***16:30:38.693***
4 -	1:45.683	53.118	2:38.801	67.30	1.918	16:33:17.494
5 -	***1:44.162***	53.435	2:37.597 **(2)**	67.81	0.714	16:35:55.091

P25 59 RMT Benn RIDGWELL Suzuki -

IDEAL LAP TIME : 2:33.020 BEST LAP TIME : 2:33.020 DIFFERENCE : 0.000

LAP	SECTOR 1	SECTOR 2	LAP TIME	MPH	DIFF	TIME OF DAY
1 -		54.056	3:04.301	57.99	31.281	16:25:28.891
2 -	1:43.693	54.322	2:38.015 **(3)**	67.63	4.995	16:28:06.906
3 -	1:45.206	52.139	2:37.345 **(2)**	67.92	4.325	16:30:44.251
4 -	1:45.589	53.013	2:38.602	67.38	5.582	16:33:22.853
5 -	***1:41.672***	***51.348***	***2:33.020*** **(1)**	***69.84***		***16:35:55.873***

P26 48 TBS Shaun WALLIS Suzuki - Watling Tyres

IDEAL LAP TIME : 2:39.936 BEST LAP TIME : 2:39.936 DIFFERENCE : 0.000

LAP	SECTOR 1	SECTOR 2	LAP TIME	MPH	DIFF	TIME OF DAY

Weather / Track : Cloudy / Wet

Snetterton 300
Circuit Length = 2.9689 miles
Start: 16:22 Flag 16:34 End: 16:36

BMCRC - MRO Championships 2017 - Rnd 10 @ Snetterton 300

Thunderbike Sport & BMCRC Rookie Minitwins

RACE 8 - SECTOR ANALYSIS

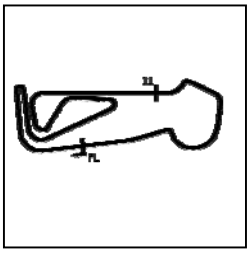

SECTOR 1 = FL to I1, SECTOR 2 = I1 to FL, DIFF = Difference To Personal Best Lap, P = Crossed Finish Line in Pit Lane, D = Time Disallowed

1 -		56.730	2:50.337	62.74	10.401	16:25:14.927
2 -	***1:45.526***	***54.410***	***2:39.936 (1)***	***66.82***		***16:27:54.863***
3 -	1:46.927	54.784	2:41.711 **(3)**	66.09	1.775	16:30:36.574
4 -	1:48.126	55.194	2:43.320	65.44	3.384	16:33:19.894
5 -	1:46.088	54.750	2:40.838 **(2)**	66.45	0.902	16:36:00.732

P27 43 TBS Robert DAVIE Suzuki -

IDEAL LAP TIME : 2:36.885 BEST LAP TIME : 2:38.658 DIFFERENCE : 1.773

LAP	SECTOR 1	SECTOR 2	LAP TIME	MPH	DIFF	TIME OF DAY
1 -		55.646	2:57.089	60.35	18.431	16:25:21.679
2 -	1:46.091	53.593	2:39.684 **(3)**	66.93	1.026	16:28:01.363
3 -	1:47.972	53.936	2:41.908	66.01	3.250	16:30:43.271
4 -	1:46.067	***52.591***	***2:38.658 (1)***	***67.36***		***16:33:21.929***
5 -	***1:44.294***	54.854	2:39.148 **(2)**	67.15	0.490	16:36:01.077

P28 56 RMT Ed GRANTHAM Suzuki - eb7 Bright Thinking Property Development

IDEAL LAP TIME : 2:38.430 BEST LAP TIME : 2:38.430 DIFFERENCE : 0.000

LAP	SECTOR 1	SECTOR 2	LAP TIME	MPH	DIFF	TIME OF DAY
1 -		53.919	3:03.208	58.33	24.778	16:25:27.798
2 -	***1:44.643***	***53.787***	***2:38.430 (1)***	***67.46***		***16:28:06.228***
3 -	2:01.812	57.332	2:59.144	59.66	20.714	16:31:05.372
4 -	1:47.764	54.317	2:42.081 **(3)**	65.94	3.651	16:33:47.453
5 -	1:46.466	54.831	2:41.297 **(2)**	66.26	2.867	16:36:28.750

P29 72 TBS Kevin MILLER Suzuki - Mechanical Air Supplies Ltd

IDEAL LAP TIME : 2:31.912 BEST LAP TIME : 2:33.872 DIFFERENCE : 1.960

LAP	SECTOR 1	SECTOR 2	LAP TIME	MPH	DIFF	TIME OF DAY
1 -		54.406	2:52.725	61.87	18.853	16:25:17.315
2 -	1:44.173	53.541	2:37.714 **(3)**	67.76	3.842	16:27:55.029
3 -	1:42.620	51.375	2:33.995 **(2)**	69.40	0.123	16:30:29.024
4 -	1:42.724	***51.148***	***2:33.872 (1)***	***69.46***		***16:33:02.896***

P30 38 TBS Bob COUCHMAN Suzuki - Pinky Janey

IDEAL LAP TIME : 2:27.525 BEST LAP TIME : 2:27.607 DIFFERENCE : 0.082

LAP	SECTOR 1	SECTOR 2	LAP TIME	MPH	DIFF	TIME OF DAY
1 -		53.486	2:47.962	63.63	20.355	16:25:12.552
2 -	***1:38.287***	49.459	2:27.746 **(2)**	72.34	0.139	16:27:40.298
3 -	1:38.369	***49.238***	***2:27.607 (1)***	***72.40***		***16:30:07.905***

P31 123 TBS Tham EVANS Honda - Vanilla Electronics / GF racing

IDEAL LAP TIME : 2:32.645 BEST LAP TIME : 2:32.645 DIFFERENCE : 0.000

LAP	SECTOR 1	SECTOR 2	LAP TIME	MPH	DIFF	TIME OF DAY
1 -		53.802	2:48.206	63.54	15.561	16:25:12.796
2 -	***1:41.507***	***51.138***	***2:32.645 (1)***	***70.01***		***16:27:45.441***

P32 77 TBS Rob JOHNSTON Suzuki - ELP Racing

IDEAL LAP TIME : 2:41.340 BEST LAP TIME : 2:41.340 DIFFERENCE : 0.000

LAP	SECTOR 1	SECTOR 2	LAP TIME	MPH	DIFF	TIME OF DAY
1 -		56.820	2:59.832	59.43	18.492	16:25:24.422
2 -	***1:46.140***	***55.200***	***2:41.340 (1)***	***66.24***		***16:28:05.762***

P33 93 TBSR William GILLMAN Honda -

IDEAL LAP TIME : 2:30.393 BEST LAP TIME : DIFFERENCE :

LAP	SECTOR 1	SECTOR 2	LAP TIME	MPH	DIFF	TIME OF DAY
1 -		***51.568***	2:38.474	67.44		16:25:03.064

Weather / Track : Cloudy / Wet

Snetterton 300
Circuit Length = 2.9689 miles
Start: 16:22 Flag 16:34 End: 16:36

BMCRC - MRO Championships 2017 - Rnd 10 @ Snetterton 300

Thunderbike Sport & BMCRC Rookie Minitwins

RACE 8 - BEST SECTORS

	SECTOR 1			SECTOR 2			IDEAL / BEST COMPARISON					
POS	NO	NAME	TIME	NO	NAME	TIME	POS	NO	NAME	IDEAL	BEST	DIFF
									PERFECT LAP	2:24.223		
1	69	HUSKINSON	**1:36.242**	21	MITCHELL	**47.981**	1	21	MITCHELL	2:24.369	2:24.369	0.000
2	21	MITCHELL	**1:36.388**	147	WATSON	**48.277**	2	69	HUSKINSON	2:24.673	2:24.785	0.112
3	96	HARRIS	**1:36.842**	96	HARRIS	**48.379**	3	96	HARRIS	2:25.221	2:25.221	0.000
4	147	WATSON	**1:37.215**	69	HUSKINSON	**48.431**	4	147	WATSON	2:25.492	2:25.492	0.000
5	2	GILL	**1:37.631**	2	GILL	**48.526**	5	2	GILL	2:26.157	2:26.157	0.000
6	17	DOWNES	**1:38.217**	193	WALLIS	**48.655**	6	193	WALLIS	2:26.985	2:26.985	0.000
7	38	COUCHMAN	**1:38.287**	83	SKEELS-PIGGINS	**49.215**	7	38	COUCHMAN	2:27.525	2:27.607	0.082
8	193	WALLIS	**1:38.330**	38	COUCHMAN	**49.238**	8	83	SKEELS-PIGGINS	2:27.926	2:28.577	0.651
9	83	SKEELS-PIGGINS	**1:38.711**	84	BRANCO	**49.396**	9	17	DOWNES	2:28.399	2:28.429	0.030
10	93	GILLMAN	**1:38.825**	92	JACKSON	**49.453**	10	84	BRANCO	2:29.168	2:29.168	0.000
11	84	BRANCO	**1:39.772**	62	MITCHELL	**49.585**	11	62	MITCHELL	2:29.423	2:29.491	0.068
12	13	GREEN	**1:39.801**	113	WATSON	**49.699**	12	92	JACKSON	2:29.489	2:30.270	0.781
13	62	MITCHELL	**1:39.838**	50	ROBSON	**49.866**	13	50	ROBSON	2:29.804	2:30.814	1.010
14	76	RODGERS	**1:39.848**	138	WOOD	**49.997**	14	113	WATSON	2:29.847	2:29.847	0.000
15	116	MAUL	**1:39.906**	17	DOWNES	**50.182**	15	138	WOOD	2:29.992	2:30.099	0.107
16	50	ROBSON	**1:39.938**	13	GREEN	**50.218**	16	13	GREEN	2:30.019	2:30.019	0.000
17	138	WOOD	**1:39.995**	199	CATT	**50.397**	17	93	GILLMAN	2:30.393		
18	92	JACKSON	**1:40.036**	81	MAY	**50.454**	18	76	RODGERS	2:30.430	2:30.430	0.000
19	113	WATSON	**1:40.148**	76	RODGERS	**50.582**	19	199	CATT	2:30.652	2:31.072	0.420
20	199	CATT	**1:40.255**	123	EVANS	**51.138**	20	81	MAY	2:31.590	2:31.608	0.018
21	72	MILLER	**1:40.764**	72	MILLER	**51.148**	21	116	MAUL	2:31.766	2:34.009	2.243
22	81	MAY	**1:41.136**	25	DAY	**51.193**	22	72	MILLER	2:31.912	2:33.872	1.960
23	123	EVANS	**1:41.507**	59	RIDGWELL	**51.348**	23	123	EVANS	2:32.645	2:32.645	0.000
24	59	RIDGWELL	**1:41.672**	93	GILLMAN	**51.568**	24	59	RIDGWELL	2:33.020	2:33.020	0.000
25	16	LANSDELL	**1:42.570**	16	LANSDELL	**51.663**	25	25	DAY	2:34.083	2:34.083	0.000
26	90	WATSON	**1:42.607**	116	MAUL	**51.860**	26	16	LANSDELL	2:34.233	2:34.233	0.000
27	25	DAY	**1:42.890**	45	JARVIS	**52.041**	27	90	WATSON	2:35.014	2:36.061	1.047
28	57	FORRER	**1:43.111**	57	FORRER	**52.339**	28	57	FORRER	2:35.450	2:35.546	0.096
29	45	JARVIS	**1:44.162**	90	WATSON	**52.407**	29	45	JARVIS	2:36.203	2:36.883	0.680
30	43	DAVIE	**1:44.294**	43	DAVIE	**52.591**	30	43	DAVIE	2:36.885	2:38.658	1.773
31	56	GRANTHAM	**1:44.643**	56	GRANTHAM	**53.787**	31	56	GRANTHAM	2:38.430	2:38.430	0.000
32	48	WALLIS	**1:45.526**	48	WALLIS	**54.410**	32	48	WALLIS	2:39.936	2:39.936	0.000
33	77	JOHNSTON	**1:46.140**	77	JOHNSTON	**55.200**	33	77	JOHNSTON	2:41.340	2:41.340	0.000
34												
35												
36												
37												
38												

Weather / Track : Cloudy / Wet

Snetterton 300
Circuit Length = 2.9689 miles
Start: 16:22 Flag 16:34 End: 16:36

Results can be found at www.tsl-timing.com

Printed - 16:39 Saturday, 07 October 2017

BMCRC - MRO Championships 2017 - Rnd 10 @ Snetterton 300

Thunderbike Sport & BMCRC Rookie Minitwins

RACE 16 - GRID (5 Laps)

ROW 13	1			38	83	Talan SKEELS-PIGGINS (2:28.577)	37	124 Jed ANGLES
ROW 12	36	93 William GILLMAN		35	5	Martin INGHAM	34	101 Jon BARNES
ROW 11	33	198 Steven TOPPING		32	23	Claire BECKETT	31	77 Rob JOHNSTON (2:41.340)
ROW 10	30	48 Shaun WALLIS (2:39.936)		29	43	Robert DAVIE (2:38.658)	28	56 Ed GRANTHAM (2:38.430)
ROW 9	27	45 Stuart JARVIS (2:36.883)		26	90	Edward WATSON (2:36.061)	25	57 Ludo FORRER (2:35.546)
ROW 8	24	16 Geoff LANSDELL (2:34.233)		23	25	Harrison DAY (2:34.083)	22	116 Stephen MAUL (2:34.009)
ROW 7	21	72 Kevin MILLER (2:33.872)		20	59	Benn RIDGWELL (2:33.020)	19	123 Tham EVANS (2:32.645)
ROW 6	18	81 Malvern MAY (2:31.608)		17	199	Ben CATT (2:31.072)	16	50 Paul ROBSON (2:30.814)
ROW 5	15	76 Phillip RODGERS (2:30.430)		14	92	Michael JACKSON (2:30.270)	13	138 Hayden WOOD (2:30.099)
ROW 4	12	13 Wil GREEN (2:30.019)		11	113	Alex WATSON (2:29.847)	10	62 Ben MITCHELL (2:29.491)
ROW 3	9	84 Ricardo BRANCO (2:29.168)		8	17	Charlie DOWNES (2:28.429)	7	38 Bob COUCHMAN (2:27.607)
ROW 2	6	193 Jack WALLIS (2:26.985)		5	2	Andrew GILL (2:26.157)	4	147 Thomas WATSON (2:25.492)
ROW 1	3	96 Dan HARRIS (2:25.221)		2	69	Danny HUSKINSON (2:24.785)	1	21 Carl MITCHELL (2:24.369)

Pole

Snetterton 300
Circuit Length = 2.9689 miles

These results are provisional until the conclusion of any judicial and technical matters.

Clerk Of Course :		Timekeeper :

Results can be found at www.tsl-timing.com

Printed - 16:41 Saturday, 07 October 2017

BMCRC - MRO Championships 2017 - Rnd 10 @ Snetterton 300

Thunderbike Sport & BMCRC Rookie Minitwins

RACE 16 - CLASSIFICATION

POS	NO	CL	PIC	NAME	ENTRY	LAPS	TIME	GAP	DIFF	MPH	BEST	ON
1	198	TBS	1	Steven TOPPING	Yamaha -	5	12:04.857			73.72	2:20.092	5
2	21	TBS	2	Carl MITCHELL	Suzuki - Beaute Agri AJL Garden Services	5	12:07.231	2.374	2.374	73.48	2:21.454	5
3	69	TBS	3	Danny HUSKINSON	Suzuki - art of racing	5	12:12.748	7.891	5.517	72.93	2:23.367	4
4	147	TBS	4	Thomas WATSON	Suzuki - Motorsportdays.com TEA Time Racing	5	12:14.928	10.071	2.180	72.71	2:24.102	5
5	193	TBS	5	Jack WALLIS	Suzuki - Grumpdad and Watling Tyres	5	12:21.749	16.892	6.821	72.04	2:23.706	5
6	2	TBS	6	Andrew GILL	Yamaha -	5	12:21.811	16.954	0.062	72.04	2:23.705	5
7	17	RMT	1	Charlie DOWNES	Suzuki - Moremoto GKW Plumbtech	5	12:23.089	18.232	1.278	71.91	2:24.182	5
8	96	RMT	2	Dan HARRIS	Suzuki - HP Racing	5	12:23.162	18.305	0.073	71.90	2:23.972	5
9	155	TBS	7	Richard HARRIS	Suzuki - HP Racing	5	12:28.437	23.580	5.275	71.40	2:25.533	4
10	116	TBSR	1	Stephen MAUL	Yamaha -	5	12:34.578	29.721	6.141	70.82	2:25.309	5
11	13	RMT	3	Wil GREEN	Suzuki - Faith Fueled Racing	5	12:36.215	31.358	1.637	70.66	2:27.221	4
12	92	RMT	4	Michael JACKSON	Suzuki -	5	12:38.915	34.058	2.700	70.41	2:28.516	3
13	83	TBS	8	Talan SKEELS-PIGGINS	Honda - McMillan Williams	5	12:48.595	43.738	9.680	69.52	2:27.425	4
14	76	RMT	5	Phillip RODGERS	Suzuki -	5	12:48.877	44.020	0.282	69.50	2:31.250	5
15	81	TBS	9	Malvern MAY	Ducati -	5	12:48.919	44.062	0.042	69.50	2:28.651	5
16	138	TBS	10	Hayden WOOD	Kawasaki -	5	12:49.948	45.091	1.029	69.40	2:30.937	2
17	199	TBS	11	Ben CATT	Suzuki -	5	12:53.377	48.520	3.429	69.10	2:25.427	5
18	5	TBSR	2	Martin INGHAM	Honda - Oadby M/C's	5	13:01.596	56.739	8.219	68.37	2:32.334	5
19	38	TBS	12	Bob COUCHMAN	Suzuki - Pinky Janey	5	13:02.422	57.565	0.826	68.30	2:31.217	5
20	25	TBS	13	Harrison DAY	Suzuki -	5	13:02.520	57.663	0.098	68.29	2:31.571	5
21	71	TBS	14	Colin CLUNE	Suzuki -	5	13:05.377	1:00.520	2.857	68.04	2:30.396	4
22	90	RMT	6	Edward WATSON	Suzuki - TEA Time Racing	5	13:05.790	1:00.933	0.413	68.00	2:33.460	3
23	50	TBS	15	Paul ROBSON	Suzuki -	5	13:09.265	1:04.408	3.475	67.70	2:32.928	4
24	59	RMT	7	Benn RIDGWELL	Suzuki -	5	13:10.613	1:05.756	1.348	67.59	2:33.024	4
25	101	RMT	8	Jon BARNES	Suzuki - Holder Tree Services	5	13:20.555	1:15.698	9.942	66.75	2:34.503	5
26	84	TBS	16	Ricardo BRANCO	Suzuki -	5	13:21.321	1:16.464	0.766	66.69	2:35.667	5
27	57	RMT	9	Ludo FORRER	Suzuki -	5	13:25.322	1:20.465	4.001	66.35	2:36.677	5
28	113	TBSR	3	Alex WATSON	Yamaha -	5	13:26.683	1:21.826	1.361	66.24	2:32.187	5
29	72	TBS	17	Kevin MILLER	Suzuki - Mechanical Air Supplies Ltd	5	13:27.025	1:22.168	0.342	66.21	2:38.029	2
30	67	TBS	18	Tony COE	Yamaha -	5	13:30.199	1:25.342	3.174	65.95	2:35.829	5
31	16	TBS	19	Geoff LANSDELL	Suzuki - EPG Domestic	5	13:30.744	1:25.887	0.545	65.91	2:35.226	5
32	45	RMT	10	Stuart JARVIS	Suzuki -	5	13:33.015	1:28.158	2.271	65.73	2:36.218	5
33	23	TBS	20	Claire BECKETT	Suzuki - Cowpers Oak	5	13:35.065	1:30.208	2.050	65.56	2:37.402	5
34	48	TBS	21	Shaun WALLIS	Suzuki - Watling Tyres	5	13:35.940	1:31.083	0.875	65.49	2:39.082	5
35	60	RMT	11	Adam RIDGWELL	Suzuki -	5	14:24.942	2:20.085	49.002	61.78	2:49.129	3
36	124	TBS	22	Jed ANGLES	Yamaha -	4	12:35.481	1 Lap	1 Lap	56.58	2:31.621	2

NOT CLASSIFIED

DNF	62	RMT		Ben MITCHELL	Suzuki -	4	10:18.045	1 Lap		69.17	2:28.198	3
DNF	43	TBS		Robert DAVIE	Suzuki -	1	3:02.408	4 Laps	3 Laps	58.59		

FASTEST LAP

198	TBS	Steven TOPPING	Yamaha -	5	2:20.092	76.29 mph	122.78 kph
96	RMT	Dan HARRIS	Suzuki - HP Racing	5	2:23.972	74.23 mph	119.47 kph
116	TBSR	Stephen MAUL	Yamaha -	5	2:25.309	73.55 mph	118.37 kph

Class TBS - 90% of Race Speed = 66.34 mph
Class RMT - 90% of Race Speed = 64.71 mph
Class TBSR - 90% of Race Speed = 63.73 mph

Weather / Track : Bright / Drying
These results are provisional until the conclusion of any judicial and technical matters.

Snetterton 300
Circuit Length = 2.9689 miles
Start: 10:01 Flag 10:13 End: 10:15

Clerk Of Course :		Timekeeper :

Results can be found at www.tsl-timing.com

Printed - 10:16 Sunday, 08 October 2017

BMCRC - MRO Championships 2017 - Rnd 10 @ Snetterton 300

Thunderbike Sport & BMCRC Rookie Minitwins

RACE 16 - LAP CHART

LAP 1 @ 10:03:56.356

NO	BEHIND	LAP TIME
69		2:33.881
147	0.282	2:34.163
21	0.437	2:34.318
17	3.861	2:37.742
96	4.065	2:37.946
2	4.572	2:38.453
193	6.463	2:40.344
113	6.576	2:40.457
198	6.898	2:40.779
155	8.048	2:41.929
13	8.145	2:42.026
92	8.311	2:42.192
76	8.421	2:42.302
138	9.208	2:43.089
81	9.927	2:43.808
38	11.496	2:45.377
62	11.883	2:45.764
90	12.199	2:46.080
116	12.390	2:46.271
25	13.547	2:47.428
83	15.167	2:49.048
72	15.698	2:49.579
199	15.708	2:49.589
5	15.786	2:49.667
50	16.871	2:50.752
84	17.993	2:51.874
124	18.417	2:52.298
59	19.114	2:52.995
57	19.514	2:53.395
71	20.144	2:54.025
48	20.818	2:54.699
67	21.303	2:55.184
101	21.504	2:55.385
23	22.638	2:56.519
16	22.884	2:56.765
45	23.616	2:57.497
43	28.527	3:02.408
60	30.761	3:04.642

LAP 2 @ 10:06:22.635

NO	BEHIND	LAP TIME
21		2:25.842
69	0.401	2:26.680
147	0.730	2:26.727
198	2.955	2:22.336
96	4.378	2:26.592
17	5.122	2:27.540
2	6.570	2:28.277
193	7.203	2:27.019
155	10.197	2:28.428
13	11.396	2:29.530
92	12.004	2:29.972
76	13.681	2:31.539
138	13.866	2:30.937
116	15.535	2:29.424
62	20.209	2:34.605
81	21.620	2:37.972
83	22.948	2:34.060
38	22.970	2:37.753
90	23.043	2:37.123
124	23.759	2:31.621
25	23.864	2:36.596
5	24.093	2:34.586
199	24.722	2:35.293
72	27.448	2:38.029
50	27.705	2:37.113
59	28.479	2:35.644
71	29.907	2:36.042
84	31.925	2:40.211
57	33.405	2:40.170
101	34.063	2:38.838
67	35.205	2:40.181
48	35.262	2:40.723
23	36.863	2:40.504
16	36.974	2:40.369
45	37.821	2:40.484
113	39.269	2:58.972
60	56.153	2:51.671

LAP 3 @ 10:08:45.816

NO	BEHIND	LAP TIME
21		2:23.181
198	0.632	2:20.858
69	1.024	2:23.804
147	2.350	2:24.801
96	8.247	2:27.050
2	9.101	2:25.712
193	9.858	2:25.836
17	9.904	2:27.963
155	13.468	2:26.452
92	17.339	2:28.516
13	17.996	2:29.781
116	20.051	2:27.697
76	22.769	2:32.269
138	23.436	2:32.751
62	25.226	2:28.198
81	28.138	2:29.699
83	28.189	2:28.422
90	33.322	2:33.460
5	33.523	2:32.611
38	33.688	2:33.899
25	34.465	2:33.782
199	34.804	2:33.263
50	38.412	2:33.888
59	41.059	2:35.761
71	41.108	2:34.382
84	46.240	2:37.496
72	46.539	2:42.272
101	47.626	2:36.744
57	48.573	2:38.349
67	51.229	2:39.205
48	53.182	2:41.101
113	53.260	2:37.172
16	54.070	2:40.277
23	54.859	2:41.177
45	55.517	2:40.877
60	1:22.101	2:49.129

LAP 4 @ 10:11:07.240

NO	BEHIND	LAP TIME
198		2:20.792
21	1.012	2:22.436
69	2.967	2:23.367
147	6.061	2:25.135
193	13.278	2:24.844
2	13.341	2:25.664
17	14.142	2:25.662
96	14.425	2:27.602
124	1 Lap	4:38.173 **P**
155	17.577	2:25.533
13	23.793	2:27.221
116	24.504	2:25.877
92	24.522	2:28.607
76	32.862	2:31.517
62	33.280	2:29.478
138	33.791	2:31.779
83	34.190	2:27.425
81	35.503	2:28.789
199	43.185	2:29.805
5	44.497	2:32.398
90	45.872	2:33.974
25	46.184	2:33.143
38	46.440	2:34.176
50	49.916	2:32.928
71	50.080	2:30.396
59	52.659	2:33.024
84	1:00.889	2:36.073
101	1:01.287	2:35.085
72	1:03.824	2:38.709
57	1:03.880	2:36.731
67	1:09.605	2:39.800
113	1:09.731	2:37.895
16	1:10.753	2:38.107
45	1:12.032	2:37.939
48	1:12.093	2:40.335
23	1:12.898	2:39.463
60	1:50.208	2:49.531

LAP 5 @ 10:13:27.332

NO	BEHIND	LAP TIME
198		2:20.092
21	2.374	2:21.454
69	7.891	2:25.016
147	10.071	2:24.102
193	16.892	2:23.706
2	16.954	2:23.705
17	18.232	2:24.182
96	18.305	2:23.972
155	23.580	2:26.095
116	29.721	2:25.309
124	1 Lap	2:33.389
13	31.358	2:27.657
92	34.058	2:29.628
83	43.738	2:29.640
76	44.020	2:31.250
81	44.062	2:28.651
138	45.091	2:31.392
199	48.520	2:25.427
5	56.739	2:32.334
38	57.565	2:31.217
25	57.663	2:31.571
71	1:00.520	2:30.532
90	1:00.933	2:35.153
50	1:04.408	2:34.584
59	1:05.756	2:33.189
101	1:15.698	2:34.503
84	1:16.464	2:35.667
57	1:20.465	2:36.677
113	1:21.826	2:32.187
72	1:22.168	2:38.436
67	1:25.342	2:35.829
16	1:25.887	2:35.226
45	1:28.158	2:36.218
23	1:30.208	2:37.402
48	1:31.083	2:39.082
60	2:20.085	2:49.969

Snetterton 300
Circuit Length = 2.9689 miles
Start: 10:01 Flag 10:13 End: 10:15

Weather / Track : Bright / Drying

Results can be found at www.tsl-timing.com

Printed - 10:19 Sunday, 08 October 2017

BMCRC - MRO Championships 2017 - Rnd 10 @ Snetterton 300

Thunderbike Sport & BMCRC Rookie Minitwins

RACE 16 - SECTOR ANALYSIS

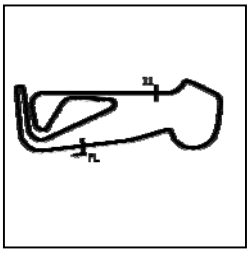

SECTOR 1 = FL to I1, SECTOR 2 = I1 to FL, DIFF = Difference To Personal Best Lap, P = Crossed Finish Line in Pit Lane, D = Time Disallowed

P1 198 TBS Steven TOPPING Yamaha -

IDEAL LAP TIME : 2:19.805 BEST LAP TIME : 2:20.092 DIFFERENCE : 0.287

LAP	SECTOR 1	SECTOR 2	LAP TIME	MPH	DIFF	TIME OF DAY
1 -		49.676	2:40.779	66.47	20.687	10:04:03.254
2 -	1:34.684	47.652	2:22.336	75.09	2.244	10:06:25.590
3 -	1:33.908	46.950	2:20.858 (3)	75.87	0.766	10:08:46.448
4 -	***1:33.314***	47.478	2:20.792 (2)	75.91	0.700	10:11:07.240
5 -	1:33.601	***46.491***	***2:20.092*** (1)	***76.29***		***10:13:27.332***

P2 21 TBS Carl MITCHELL Suzuki - Beaute Agri AJL Garden Services

IDEAL LAP TIME : 2:21.454 BEST LAP TIME : 2:21.454 DIFFERENCE : 0.000

LAP	SECTOR 1	SECTOR 2	LAP TIME	MPH	DIFF	TIME OF DAY
1 -		48.796	2:34.318	69.25	12.864	10:03:56.793
2 -	1:37.508	48.334	2:25.842	73.28	4.388	10:06:22.635
3 -	1:35.780	47.401	2:23.181 (3)	74.64	1.727	10:08:45.816
4 -	1:34.303	48.133	2:22.436 (2)	75.03	0.982	10:11:08.252
5 -	***1:34.151***	***47.303***	***2:21.454*** (1)	***75.55***		***10:13:29.706***

P3 69 TBS Danny HUSKINSON Suzuki - art of racing

IDEAL LAP TIME : 2:23.198 BEST LAP TIME : 2:23.367 DIFFERENCE : 0.169

LAP	SECTOR 1	SECTOR 2	LAP TIME	MPH	DIFF	TIME OF DAY
1 -		49.551	2:33.881	69.45	10.514	10:03:56.356
2 -	1:38.165	48.515	2:26.680	72.86	3.313	10:06:23.036
3 -	1:36.041	***47.763***	2:23.804 (2)	74.32	0.437	10:08:46.840
4 -	***1:35.435***	47.932	***2:23.367*** (1)	***74.55***		***10:11:10.207***
5 -	1:36.020	48.996	2:25.016 (3)	73.70	1.649	10:13:35.223

P4 147 TBS Thomas WATSON Suzuki - Motorsportdays.com TEA Time Racing

IDEAL LAP TIME : 2:24.102 BEST LAP TIME : 2:24.102 DIFFERENCE : 0.000

LAP	SECTOR 1	SECTOR 2	LAP TIME	MPH	DIFF	TIME OF DAY
1 -		49.287	2:34.163	69.32	10.061	10:03:56.638
2 -	1:38.019	48.708	2:26.727	72.84	2.625	10:06:23.365
3 -	1:36.396	48.405	2:24.801 (2)	73.81	0.699	10:08:48.166
4 -	1:36.878	48.257	2:25.135 (3)	73.64	1.033	10:11:13.301
5 -	***1:36.247***	***47.855***	***2:24.102*** (1)	***74.17***		***10:13:37.403***

P5 193 TBS Jack WALLIS Suzuki - Grumpdad and Watling Tyres

IDEAL LAP TIME : 2:23.706 BEST LAP TIME : 2:23.706 DIFFERENCE : 0.000

LAP	SECTOR 1	SECTOR 2	LAP TIME	MPH	DIFF	TIME OF DAY
1 -		50.713	2:40.344	66.65	16.638	10:04:02.819
2 -	1:37.907	49.112	2:27.019	72.69	3.313	10:06:29.838
3 -	1:36.775	49.061	2:25.836 (3)	73.28	2.130	10:08:55.674
4 -	1:35.753	49.091	2:24.844 (2)	73.79	1.138	10:11:20.518
5 -	***1:35.672***	***48.034***	***2:23.706*** (1)	***74.37***		***10:13:44.224***

P6 2 TBS Andrew GILL Yamaha -

IDEAL LAP TIME : 2:23.705 BEST LAP TIME : 2:23.705 DIFFERENCE : 0.000

LAP	SECTOR 1	SECTOR 2	LAP TIME	MPH	DIFF	TIME OF DAY
1 -		49.999	2:38.453	67.45	14.748	10:04:00.928
2 -	1:39.085	49.192	2:28.277	72.08	4.572	10:06:29.205
3 -	1:36.835	48.877	2:25.712 (3)	73.35	2.007	10:08:54.917
4 -	1:36.636	49.028	2:25.664 (2)	73.37	1.959	10:11:20.581
5 -	***1:35.812***	***47.893***	***2:23.705*** (1)	***74.37***		***10:13:44.286***

P7 17 RMT Charlie DOWNES Suzuki - Moremoto GKW Plumbtech

IDEAL LAP TIME : 2:24.182 BEST LAP TIME : 2:24.182 DIFFERENCE : 0.000

LAP	SECTOR 1	SECTOR 2	LAP TIME	MPH	DIFF	TIME OF DAY

Weather / Track : Bright / Drying

Snetterton 300
Circuit Length = 2.9689 miles
Start: 10:01 Flag 10:13 End: 10:15

BMCRC - MRO Championships 2017 - Rnd 10 @ Snetterton 300

Thunderbike Sport & BMCRC Rookie Minitwins

RACE 16 - SECTOR ANALYSIS

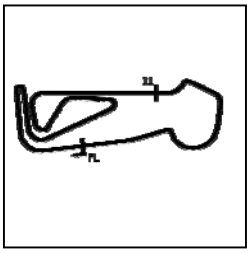

SECTOR 1 = FL to I1, SECTOR 2 = I1 to FL, DIFF = Difference To Personal Best Lap, P = Crossed Finish Line in Pit Lane, D = Time Disallowed

1 -		50.591	2:37.742		67.75	13.560	10:04:00.217
2 -	1:39.032	48.508	2:27.540	(3)	72.44	3.358	10:06:27.757
3 -	1:38.228	49.735	2:27.963		72.23	3.781	10:08:55.720
4 -	1:36.392	49.270	2:25.662	(2)	73.37	1.480	10:11:21.382
5 -	***1:36.332***	***47.850***	***2:24.182***	**(1)**	***74.12***		***10:13:45.564***

P8 96 RMT Dan HARRIS — Suzuki - HP Racing

IDEAL LAP TIME : 2:23.972 BEST LAP TIME : 2:23.972 DIFFERENCE : 0.000

LAP	SECTOR 1	SECTOR 2	LAP TIME		MPH	DIFF	TIME OF DAY
1 -		50.112	2:37.946		67.66	13.974	10:04:00.421
2 -	1:38.314	48.278	2:26.592	(2)	72.91	2.620	10:06:27.013
3 -	1:37.912	49.138	2:27.050	(3)	72.68	3.078	10:08:54.063
4 -	1:37.361	50.241	2:27.602		72.41	3.630	10:11:21.665
5 -	***1:36.324***	***47.648***	***2:23.972***	**(1)**	***74.23***		***10:13:45.637***

P9 155 TBS Richard HARRIS — Suzuki - HP Racing

IDEAL LAP TIME : 2:25.433 BEST LAP TIME : 2:25.533 DIFFERENCE : 0.100

LAP	SECTOR 1	SECTOR 2	LAP TIME		MPH	DIFF	TIME OF DAY
1 -		51.591	2:41.929		66.00	16.396	10:04:04.404
2 -	1:38.382	50.046	2:28.428		72.00	2.895	10:06:32.832
3 -	1:37.532	***48.920***	2:26.452	(3)	72.98	0.919	10:08:59.284
4 -	1:36.563	48.970	***2:25.533***	**(1)**	***73.44***		***10:11:24.817***
5 -	***1:36.513***	49.582	2:26.095	(2)	73.15	0.562	10:13:50.912

P10 116 TBSR Stephen MAUL — Yamaha -

IDEAL LAP TIME : 2:25.309 BEST LAP TIME : 2:25.309 DIFFERENCE : 0.000

LAP	SECTOR 1	SECTOR 2	LAP TIME		MPH	DIFF	TIME OF DAY
1 -		51.205	2:46.271		64.28	20.962	10:04:08.746
2 -	1:39.597	49.827	2:29.424		71.52	4.115	10:06:38.170
3 -	1:38.248	49.449	2:27.697	(3)	72.36	2.388	10:09:05.867
4 -	1:36.725	49.152	2:25.877	(2)	73.26	0.568	10:11:31.744
5 -	***1:36.445***	***48.864***	***2:25.309***	**(1)**	***73.55***		***10:13:57.053***

P11 13 RMT Wil GREEN — Suzuki - Faith Fueled Racing

IDEAL LAP TIME : 2:26.189 BEST LAP TIME : 2:27.221 DIFFERENCE : 1.032

LAP	SECTOR 1	SECTOR 2	LAP TIME		MPH	DIFF	TIME OF DAY
1 -		52.182	2:42.026		65.96	14.805	10:04:04.501
2 -	1:39.199	50.331	2:29.530	(3)	71.47	2.309	10:06:34.031
3 -	1:39.884	49.897	2:29.781		71.35	2.560	10:09:03.812
4 -	1:38.226	***48.995***	***2:27.221***	**(1)**	***72.59***		***10:11:31.033***
5 -	***1:37.194***	50.463	2:27.657	(2)	72.38	0.436	10:13:58.690

P12 92 RMT Michael JACKSON — Suzuki -

IDEAL LAP TIME : 2:28.149 BEST LAP TIME : 2:28.516 DIFFERENCE : 0.367

LAP	SECTOR 1	SECTOR 2	LAP TIME		MPH	DIFF	TIME OF DAY
1 -		51.924	2:42.192		65.89	13.676	10:04:04.667
2 -	1:39.871	50.101	2:29.972		71.26	1.456	10:06:34.639
3 -	***1:38.643***	49.873	***2:28.516***	**(1)**	***71.96***		***10:09:03.155***
4 -	1:39.101	***49.506***	2:28.607	(2)	71.92	0.091	10:11:31.762
5 -	1:39.760	49.868	2:29.628	(3)	71.43	1.112	10:14:01.390

P13 83 TBS Talan SKEELS-PIGGINS — Honda - McMillan Williams

IDEAL LAP TIME : 2:27.425 BEST LAP TIME : 2:27.425 DIFFERENCE : 0.000

LAP	SECTOR 1	SECTOR 2	LAP TIME		MPH	DIFF	TIME OF DAY
1 -		51.811	2:49.048		63.22	21.623	10:04:11.523
2 -	1:40.704	53.356	2:34.060		69.37	6.635	10:06:45.583
3 -	1:39.069	49.353	2:28.422	(2)	72.01	0.997	10:09:14.005
4 -	***1:38.342***	***49.083***	***2:27.425***	**(1)**	***72.49***		***10:11:41.430***

Weather / Track : Bright / Drying

Snetterton 300
Circuit Length = 2.9689 miles
Start: 10:01 Flag 10:13 End: 10:15

BMCRC - MRO Championships 2017 - Rnd 10 @ Snetterton 300

Thunderbike Sport & BMCRC Rookie Minitwins

RACE 16 - SECTOR ANALYSIS

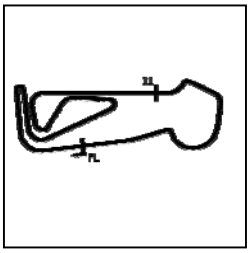

SECTOR 1 = FL to I1, SECTOR 2 = I1 to FL, DIFF = Difference To Personal Best Lap, P = Crossed Finish Line in Pit Lane, D = Time Disallowed

5 -	1:39.090	50.550	2:29.640	**(3)**	71.42	2.215	10:14:11.070

P14 76 RMT Phillip RODGERS Suzuki -

IDEAL LAP TIME : 2:31.120 BEST LAP TIME : 2:31.250 DIFFERENCE : 0.130

LAP	SECTOR 1	SECTOR 2	LAP TIME		MPH	DIFF	TIME OF DAY
1 -		51.556	2:42.302		65.85	11.052	10:04:04.777
2 -	1:40.424	***51.115***	2:31.539	**(3)**	70.53	0.289	10:06:36.316
3 -	1:40.927	51.342	2:32.269		70.19	1.019	10:09:08.585
4 -	1:40.204	51.313	2:31.517	**(2)**	70.54	0.267	10:11:40.102
5 -	***1:40.005***	51.245	***2:31.250***	**(1)**	***70.66***		***10:14:11.352***

P15 81 TBS Malvern MAY Ducati -

IDEAL LAP TIME : 2:28.444 BEST LAP TIME : 2:28.651 DIFFERENCE : 0.207

LAP	SECTOR 1	SECTOR 2	LAP TIME		MPH	DIFF	TIME OF DAY
1 -		52.071	2:43.808		65.24	15.157	10:04:06.283
2 -	1:39.736	58.236	2:37.972		67.65	9.321	10:06:44.255
3 -	1:39.650	***50.049***	2:29.699	**(3)**	71.39	1.048	10:09:13.954
4 -	1:38.643	50.146	2:28.789	**(2)**	71.83	0.138	10:11:42.743
5 -	***1:38.395***	50.256	***2:28.651***	**(1)**	***71.90***		***10:14:11.394***

P16 138 TBS Hayden WOOD Kawasaki -

IDEAL LAP TIME : 2:30.937 BEST LAP TIME : 2:30.937 DIFFERENCE : 0.000

LAP	SECTOR 1	SECTOR 2	LAP TIME		MPH	DIFF	TIME OF DAY
1 -		51.377	2:43.089		65.53	12.152	10:04:05.564
2 -	***1:40.498***	***50.439***	***2:30.937***	**(1)**	***70.81***		***10:06:36.501***
3 -	1:41.799	50.952	2:32.751		69.97	1.814	10:09:09.252
4 -	1:40.693	51.086	2:31.779	**(3)**	70.41	0.842	10:11:41.031
5 -	1:40.525	50.867	2:31.392	**(2)**	70.59	0.455	10:14:12.423

P17 199 TBS Ben CATT Suzuki -

IDEAL LAP TIME : 2:25.427 BEST LAP TIME : 2:25.427 DIFFERENCE : 0.000

LAP	SECTOR 1	SECTOR 2	LAP TIME		MPH	DIFF	TIME OF DAY
1 -		52.652	2:49.589		63.02	24.162	10:04:12.064
2 -	1:41.644	53.649	2:35.293		68.82	9.866	10:06:47.357
3 -	1:42.487	50.776	2:33.263	**(3)**	69.73	7.836	10:09:20.620
4 -	1:40.499	49.306	2:29.805	**(2)**	71.34	4.378	10:11:50.425
5 -	***1:36.477***	***48.950***	***2:25.427***	**(1)**	***73.49***		***10:14:15.852***

P18 5 TBSR Martin INGHAM Honda - Oadby M/C's

IDEAL LAP TIME : 2:32.070 BEST LAP TIME : 2:32.334 DIFFERENCE : 0.264

LAP	SECTOR 1	SECTOR 2	LAP TIME		MPH	DIFF	TIME OF DAY
1 -		52.833	2:49.667		62.99	17.333	10:04:12.142
2 -	1:41.921	52.665	2:34.586		69.14	2.252	10:06:46.728
3 -	***1:41.144***	51.467	2:32.611	**(3)**	70.03	0.277	10:09:19.339
4 -	1:41.472	***50.926***	2:32.398	**(2)**	70.13	0.064	10:11:51.737
5 -	1:41.226	51.108	***2:32.334***	**(1)**	***70.16***		***10:14:24.071***

P19 38 TBS Bob COUCHMAN Suzuki - Pinky Janey

IDEAL LAP TIME : 2:31.217 BEST LAP TIME : 2:31.217 DIFFERENCE : 0.000

LAP	SECTOR 1	SECTOR 2	LAP TIME		MPH	DIFF	TIME OF DAY
1 -		52.627	2:45.377		64.62	14.160	10:04:07.852
2 -	1:43.811	53.942	2:37.753		67.75	6.536	10:06:45.605
3 -	1:42.060	51.839	2:33.899	**(2)**	69.44	2.682	10:09:19.504
4 -	1:42.185	51.991	2:34.176	**(3)**	69.32	2.959	10:11:53.680
5 -	***1:40.225***	***50.992***	***2:31.217***	**(1)**	***70.68***		***10:14:24.897***

Weather / Track : Bright / Drying

Snetterton 300
Circuit Length = 2.9689 miles
Start: 10:01 Flag 10:13 End: 10:15

BMCRC - MRO Championships 2017 - Rnd 10 @ Snetterton 300

Thunderbike Sport & BMCRC Rookie Minitwins

RACE 16 - SECTOR ANALYSIS

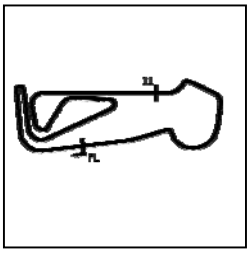

SECTOR 1 = FL to I1, SECTOR 2 = I1 to FL, DIFF = Difference To Personal Best Lap, P = Crossed Finish Line in Pit Lane, D = Time Disallowed

P20 25 TBS Harrison DAY Suzuki -

IDEAL LAP TIME : 2:31.348 BEST LAP TIME : 2:31.571 DIFFERENCE : 0.223

LAP	SECTOR 1	SECTOR 2	LAP TIME	MPH	DIFF	TIME OF DAY
1 -		51.646	2:47.428	63.83	15.857	10:04:09.903
2 -	1:42.301	54.295	2:36.596	68.25	5.025	10:06:46.499
3 -	1:42.454	51.328	2:33.782 (3)	69.50	2.211	10:09:20.281
4 -	1:41.948	***51.195***	2:33.143 (2)	69.79	1.572	10:11:53.424
5 -	***1:40.153***	51.418	***2:31.571 (1)***	***70.51***		***10:14:24.995***

P21 71 TBS Colin CLUNE Suzuki -

IDEAL LAP TIME : 2:29.736 BEST LAP TIME : 2:30.396 DIFFERENCE : 0.660

LAP	SECTOR 1	SECTOR 2	LAP TIME	MPH	DIFF	TIME OF DAY
1 -		53.613	2:54.025	61.41	23.629	10:04:16.500
2 -	1:43.736	52.306	2:36.042	68.49	5.646	10:06:52.542
3 -	1:42.291	52.091	2:34.382 (3)	69.23	3.986	10:09:26.924
4 -	1:40.370	***50.026***	***2:30.396 (1)***	***71.06***		***10:11:57.320***
5 -	***1:39.710***	50.822	2:30.532 (2)	71.00	0.136	10:14:27.852

P22 90 RMT Edward WATSON Suzuki - TEA Time Racing

IDEAL LAP TIME : 2:33.399 BEST LAP TIME : 2:33.460 DIFFERENCE : 0.061

LAP	SECTOR 1	SECTOR 2	LAP TIME	MPH	DIFF	TIME OF DAY
1 -		52.244	2:46.080	64.35	12.620	10:04:08.555
2 -	1:43.497	53.626	2:37.123	68.02	3.663	10:06:45.678
3 -	***1:41.520***	51.940	***2:33.460 (1)***	***69.64***		***10:09:19.138***
4 -	1:42.095	***51.879***	2:33.974 (2)	69.41	0.514	10:11:53.112
5 -	1:42.013	53.140	2:35.153 (3)	68.88	1.693	10:14:28.265

P23 50 TBS Paul ROBSON Suzuki -

IDEAL LAP TIME : 2:32.928 BEST LAP TIME : 2:32.928 DIFFERENCE : 0.000

LAP	SECTOR 1	SECTOR 2	LAP TIME	MPH	DIFF	TIME OF DAY
1 -		53.711	2:50.752	62.59	17.824	10:04:13.227
2 -	1:43.282	53.831	2:37.113	68.02	4.185	10:06:50.340
3 -	1:41.004	52.884	2:33.888 (2)	69.45	0.960	10:09:24.228
4 -	***1:40.491***	***52.437***	***2:32.928 (1)***	***69.88***		***10:11:57.156***
5 -	1:41.779	52.805	2:34.584 (3)	69.14	1.656	10:14:31.740

P24 59 RMT Benn RIDGWELL Suzuki -

IDEAL LAP TIME : 2:32.734 BEST LAP TIME : 2:33.024 DIFFERENCE : 0.290

LAP	SECTOR 1	SECTOR 2	LAP TIME	MPH	DIFF	TIME OF DAY
1 -		53.493	2:52.995	61.78	19.971	10:04:15.470
2 -	1:42.644	53.000	2:35.644 (3)	68.67	2.620	10:06:51.114
3 -	1:41.790	53.971	2:35.761	68.61	2.737	10:09:26.875
4 -	1:41.516	***51.508***	***2:33.024 (1)***	***69.84***		***10:11:59.899***
5 -	***1:41.226***	51.963	2:33.189 (2)	69.77	0.165	10:14:33.088

P25 101 RMT Jon BARNES Suzuki - Holder Tree Services

IDEAL LAP TIME : 2:34.106 BEST LAP TIME : 2:34.503 DIFFERENCE : 0.397

LAP	SECTOR 1	SECTOR 2	LAP TIME	MPH	DIFF	TIME OF DAY
1 -		54.019	2:55.385	60.94	20.882	10:04:17.860
2 -	1:45.937	52.901	2:38.838	67.28	4.335	10:06:56.698
3 -	1:44.847	51.897	2:36.744 (3)	68.18	2.241	10:09:33.442
4 -	1:43.700	***51.385***	2:35.085 (2)	68.91	0.582	10:12:08.527
5 -	***1:42.721***	51.782	***2:34.503 (1)***	***69.17***		***10:14:43.030***

P26 84 TBS Ricardo BRANCO Suzuki -

IDEAL LAP TIME : 2:35.210 BEST LAP TIME : 2:35.667 DIFFERENCE : 0.457

LAP	SECTOR 1	SECTOR 2	LAP TIME	MPH	DIFF	TIME OF DAY

Weather / Track : Bright / Drying

Snetterton 300
Circuit Length = 2.9689 miles
Start: 10:01 Flag 10:13 End: 10:15

BMCRC - MRO Championships 2017 - Rnd 10 @ Snetterton 300

Thunderbike Sport & BMCRC Rookie Minitwins

RACE 16 - SECTOR ANALYSIS

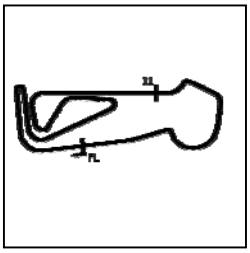

SECTOR 1 = FL to I1, SECTOR 2 = I1 to FL, DIFF = Difference To Personal Best Lap, P = Crossed Finish Line in Pit Lane, D = Time Disallowed

1 -		52.876	2:51.874	62.18	16.207	10:04:14.349
2 -	1:47.071	53.140	2:40.211	66.71	4.544	10:06:54.560
3 -	1:43.882	53.614	2:37.496 (3)	67.86	1.829	10:09:32.056
4 -	1:44.116	***51.957***	2:36.073 (2)	68.48	0.406	10:12:08.129
5 -	***1:43.253***	52.414	***2:35.667 (1)***	***68.65***		***10:14:43.796***

P27 57 RMT Ludo FORRER

Suzuki -

IDEAL LAP TIME : 2:35.975 BEST LAP TIME : 2:36.677 DIFFERENCE : 0.702

LAP	SECTOR 1	SECTOR 2	LAP TIME	MPH	DIFF	TIME OF DAY
1 -		53.717	2:53.395	61.63	16.718	10:04:15.870
2 -	1:45.991	54.179	2:40.170	66.72	3.493	10:06:56.040
3 -	1:45.782	***52.567***	2:38.349 (3)	67.49	1.672	10:09:34.389
4 -	1:44.116	52.615	2:36.731 (2)	68.19	0.054	10:12:11.120
5 -	***1:43.408***	53.269	***2:36.677 (1)***	***68.21***		***10:14:47.797***

P28 113 TBSR Alex WATSON

Yamaha -

IDEAL LAP TIME : 2:32.165 BEST LAP TIME : 2:32.187 DIFFERENCE : 0.022

LAP	SECTOR 1	SECTOR 2	LAP TIME	MPH	DIFF	TIME OF DAY
1 -		***51.256***	2:40.457	66.61	8.270	10:04:02.932
2 -	2:05.861	53.111	2:58.972	59.71	26.785	10:07:01.904
3 -	1:43.899	53.273	2:37.172 (2)	68.00	4.985	10:09:39.076
4 -	1:44.804	53.091	2:37.895 (3)	67.69	5.708	10:12:16.971
5 -	***1:40.909***	51.278	***2:32.187 (1)***	***70.22***		***10:14:49.158***

P29 72 TBS Kevin MILLER

Suzuki - Mechanical Air Supplies Ltd

IDEAL LAP TIME : 2:36.964 BEST LAP TIME : 2:38.029 DIFFERENCE : 1.065

LAP	SECTOR 1	SECTOR 2	LAP TIME	MPH	DIFF	TIME OF DAY
1 -		54.093	2:49.579	63.02	11.550	10:04:12.054
2 -	***1:43.918***	54.111	***2:38.029 (1)***	***67.63***		***10:06:50.083***
3 -	1:47.668	54.604	2:42.272	65.86	4.243	10:09:32.355
4 -	1:45.663	***53.046***	2:38.709 (3)	67.34	0.680	10:12:11.064
5 -	1:44.530	53.906	2:38.436 (2)	67.45	0.407	10:14:49.500

P30 67 TBS Tony COE

Yamaha -

IDEAL LAP TIME : 2:35.545 BEST LAP TIME : 2:35.829 DIFFERENCE : 0.284

LAP	SECTOR 1	SECTOR 2	LAP TIME	MPH	DIFF	TIME OF DAY
1 -		54.489	2:55.184	61.01	19.355	10:04:17.659
2 -	1:46.582	53.599	2:40.181	66.72	4.352	10:06:57.840
3 -	1:46.024	53.181	2:39.205 (2)	67.13	3.376	10:09:37.045
4 -	1:46.831	***52.969***	2:39.800 (3)	66.88	3.971	10:12:16.845
5 -	***1:42.576***	53.253	***2:35.829 (1)***	***68.58***		***10:14:52.674***

P31 16 TBS Geoff LANSDELL

Suzuki - EPG Domestic

IDEAL LAP TIME : 2:35.226 BEST LAP TIME : 2:35.226 DIFFERENCE : 0.000

LAP	SECTOR 1	SECTOR 2	LAP TIME	MPH	DIFF	TIME OF DAY
1 -		54.682	2:56.765	60.46	21.539	10:04:19.240
2 -	1:46.866	53.503	2:40.369	66.64	5.143	10:06:59.609
3 -	1:45.553	54.724	2:40.277 (3)	66.68	5.051	10:09:39.886
4 -	1:44.883	53.224	2:38.107 (2)	67.60	2.881	10:12:17.993
5 -	***1:42.628***	***52.598***	***2:35.226 (1)***	***68.85***		***10:14:53.219***

P32 45 RMT Stuart JARVIS

Suzuki -

IDEAL LAP TIME : 2:36.218 BEST LAP TIME : 2:36.218 DIFFERENCE : 0.000

LAP	SECTOR 1	SECTOR 2	LAP TIME	MPH	DIFF	TIME OF DAY
1 -		55.034	2:57.497	60.21	21.279	10:04:19.972
2 -	1:46.768	53.716	2:40.484 (3)	66.59	4.266	10:07:00.456
3 -	1:46.358	54.519	2:40.877	66.43	4.659	10:09:41.333
4 -	1:44.290	53.649	2:37.939 (2)	67.67	1.721	10:12:19.272

Weather / Track : Bright / Drying

Snetterton 300
Circuit Length = 2.9689 miles
Start: 10:01 Flag 10:13 End: 10:15

BMCRC - MRO Championships 2017 - Rnd 10 @ Snetterton 300

Thunderbike Sport & BMCRC Rookie Minitwins

RACE 16 - SECTOR ANALYSIS

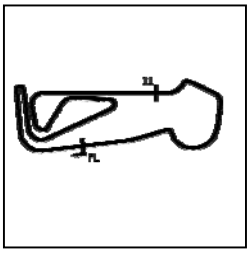

SECTOR 1 = FL to I1, SECTOR 2 = I1 to FL, DIFF = Difference To Personal Best Lap, P = Crossed Finish Line in Pit Lane, D = Time Disallowed

5 -	***1:43.137***	***53.081***	***2:36.218***	***(1)***	***68.41***	***10:14:55.490***

P33 23 TBS Claire BECKETT Suzuki - Cowpers Oak

IDEAL LAP TIME : 2:37.402 BEST LAP TIME : 2:37.402 DIFFERENCE : 0.000

LAP	SECTOR 1	SECTOR 2	LAP TIME		MPH	DIFF	TIME OF DAY
1 -		55.692	2:56.519		60.54	19.117	10:04:18.994
2 -	1:46.740	53.764	2:40.504	(3)	66.59	3.102	10:06:59.498
3 -	1:46.699	54.478	2:41.177		66.31	3.775	10:09:40.675
4 -	1:46.184	53.279	2:39.463	(2)	67.02	2.061	10:12:20.138
5 -	***1:44.446***	***52.956***	***2:37.402***	***(1)***	***67.90***		***10:14:57.540***

P34 48 TBS Shaun WALLIS Suzuki - Watling Tyres

IDEAL LAP TIME : 2:39.002 BEST LAP TIME : 2:39.082 DIFFERENCE : 0.080

LAP	SECTOR 1	SECTOR 2	LAP TIME		MPH	DIFF	TIME OF DAY
1 -		54.735	2:54.699		61.17	15.617	10:04:17.174
2 -	1:45.497	55.226	2:40.723	(3)	66.50	1.641	10:06:57.897
3 -	1:47.024	54.077	2:41.101		66.34	2.019	10:09:38.998
4 -	1:46.416	***53.919***	2:40.335	(2)	66.66	1.253	10:12:19.333
5 -	***1:45.083***	53.999	***2:39.082***	***(1)***	***67.18***		***10:14:58.415***

P35 60 RMT Adam RIDGWELL Suzuki -

IDEAL LAP TIME : 2:48.466 BEST LAP TIME : 2:49.129 DIFFERENCE : 0.663

LAP	SECTOR 1	SECTOR 2	LAP TIME		MPH	DIFF	TIME OF DAY
1 -		57.574	3:04.642		57.88	15.513	10:04:27.117
2 -	1:54.767	56.904	2:51.671		62.25	2.542	10:07:18.788
3 -	1:52.815	***56.314***	***2:49.129***	***(1)***	***63.19***		***10:10:07.917***
4 -	1:53.067	56.464	2:49.531	(2)	63.04	0.402	10:12:57.448
5 -	***1:52.152***	57.817	2:49.969	(3)	62.88	0.840	10:15:47.417

P36 124 TBS Jed ANGLES Yamaha -

IDEAL LAP TIME : 2:31.469 BEST LAP TIME : 2:31.621 DIFFERENCE : 0.152

LAP	SECTOR 1	SECTOR 2	LAP TIME		MPH	DIFF	TIME OF DAY
1 -		52.541	2:52.298		62.03	20.677	10:04:14.773
2 -	***1:40.904***	50.717	***2:31.621***	***(1)***	***70.49***		***10:06:46.394***
3 -	1:44.016	IN PIT	4:38.173	**P**	38.42	2:06.552	10:11:24.567
4 -	OUTLAP	***50.565***	2:33.389		69.67	1.768	10:13:57.956

P37 62 RMT Ben MITCHELL Suzuki -

IDEAL LAP TIME : 2:28.198 BEST LAP TIME : 2:28.198 DIFFERENCE : 0.000

LAP	SECTOR 1	SECTOR 2	LAP TIME		MPH	DIFF	TIME OF DAY
1 -		52.370	2:45.764		64.47	17.566	10:04:08.239
2 -	1:43.149	51.456	2:34.605	(3)	69.13	6.407	10:06:42.844
3 -	***1:38.318***	***49.880***	***2:28.198***	***(1)***	***72.12***		***10:09:11.042***
4 -	1:38.760	50.718	2:29.478	(2)	71.50	1.280	10:11:40.520

P38 43 TBS Robert DAVIE Suzuki -

IDEAL LAP TIME : BEST LAP TIME : DIFFERENCE :

LAP	SECTOR 1	SECTOR 2	LAP TIME		MPH	DIFF	TIME OF DAY
1 -		***57.576***	3:02.408		58.59		10:04:24.883

Weather / Track : Bright / Drying

Snetterton 300
Circuit Length = 2.9689 miles
Start: 10:01 Flag 10:13 End: 10:15

BMCRC - MRO Championships 2017 - Rnd 10 @ Snetterton 300

Thunderbike Sport & BMCRC Rookie Minitwins

RACE 16 - BEST SECTORS

SECTOR 1				SECTOR 2			IDEAL / BEST COMPARISON					
POS	NO	NAME	TIME	NO	NAME	TIME	POS	NO	NAME	IDEAL	BEST	DIFF
									PERFECT LAP	2:19.805		
1	198	TOPPING	**1:33.314**	198	TOPPING	**46.491**	1	198	TOPPING	2:19.805	2:20.092	0.287
2	21	MITCHELL	**1:34.151**	21	MITCHELL	**47.303**	2	21	MITCHELL	2:21.454	2:21.454	0.000
3	69	HUSKINSON	**1:35.435**	96	HARRIS	**47.648**	3	69	HUSKINSON	2:23.198	2:23.367	0.169
4	193	WALLIS	**1:35.672**	69	HUSKINSON	**47.763**	4	2	GILL	2:23.705	2:23.705	0.000
5	2	GILL	**1:35.812**	17	DOWNES	**47.850**	5	193	WALLIS	2:23.706	2:23.706	0.000
6	147	WATSON	**1:36.247**	147	WATSON	**47.855**	6	96	HARRIS	2:23.972	2:23.972	0.000
7	96	HARRIS	**1:36.324**	2	GILL	**47.893**	7	147	WATSON	2:24.102	2:24.102	0.000
8	17	DOWNES	**1:36.332**	193	WALLIS	**48.034**	8	17	DOWNES	2:24.182	2:24.182	0.000
9	116	MAUL	**1:36.445**	116	MAUL	**48.864**	9	116	MAUL	2:25.309	2:25.309	0.000
10	199	CATT	**1:36.477**	155	HARRIS	**48.920**	10	199	CATT	2:25.427	2:25.427	0.000
11	155	HARRIS	**1:36.513**	199	CATT	**48.950**	11	155	HARRIS	2:25.433	2:25.533	0.100
12	13	GREEN	**1:37.194**	13	GREEN	**48.995**	12	13	GREEN	2:26.189	2:27.221	1.032
13	62	MITCHELL	**1:38.318**	83	SKEELS-PIGGINS	**49.083**	13	83	SKEELS-PIGGINS	2:27.425	2:27.425	0.000
14	83	SKEELS-PIGGINS	**1:38.342**	92	JACKSON	**49.506**	14	92	JACKSON	2:28.149	2:28.516	0.367
15	81	MAY	**1:38.395**	62	MITCHELL	**49.880**	15	62	MITCHELL	2:28.198	2:28.198	0.000
16	92	JACKSON	**1:38.643**	71	CLUNE	**50.026**	16	81	MAY	2:28.444	2:28.651	0.207
17	71	CLUNE	**1:39.710**	81	MAY	**50.049**	17	71	CLUNE	2:29.736	2:30.396	0.660
18	76	RODGERS	**1:40.005**	138	WOOD	**50.439**	18	138	WOOD	2:30.937	2:30.937	0.000
19	25	DAY	**1:40.153**	124	ANGLES	**50.565**	19	76	RODGERS	2:31.120	2:31.250	0.130
20	38	COUCHMAN	**1:40.225**	5	INGHAM	**50.926**	20	38	COUCHMAN	2:31.217	2:31.217	0.000
21	50	ROBSON	**1:40.491**	38	COUCHMAN	**50.992**	21	25	DAY	2:31.348	2:31.571	0.223
22	138	WOOD	**1:40.498**	76	RODGERS	**51.115**	22	124	ANGLES	2:31.469	2:31.621	0.152
23	124	ANGLES	**1:40.904**	25	DAY	**51.195**	23	5	INGHAM	2:32.070	2:32.334	0.264
24	113	WATSON	**1:40.909**	113	WATSON	**51.256**	24	113	WATSON	2:32.165	2:32.187	0.022
25	5	INGHAM	**1:41.144**	101	BARNES	**51.385**	25	59	RIDGWELL	2:32.734	2:33.024	0.290
26	59	RIDGWELL	**1:41.226**	59	RIDGWELL	**51.508**	26	50	ROBSON	2:32.928	2:32.928	0.000
27	90	WATSON	**1:41.520**	90	WATSON	**51.879**	27	90	WATSON	2:33.399	2:33.460	0.061
28	67	COE	**1:42.576**	84	BRANCO	**51.957**	28	101	BARNES	2:34.106	2:34.503	0.397
29	16	LANSDELL	**1:42.628**	50	ROBSON	**52.437**	29	84	BRANCO	2:35.210	2:35.667	0.457
30	101	BARNES	**1:42.721**	57	FORRER	**52.567**	30	16	LANSDELL	2:35.226	2:35.226	0.000
31	45	JARVIS	**1:43.137**	16	LANSDELL	**52.598**	31	67	COE	2:35.545	2:35.829	0.284
32	84	BRANCO	**1:43.253**	23	BECKETT	**52.956**	32	57	FORRER	2:35.975	2:36.677	0.702
33	57	FORRER	**1:43.408**	67	COE	**52.969**	33	45	JARVIS	2:36.218	2:36.218	0.000
34	72	MILLER	**1:43.918**	72	MILLER	**53.046**	34	72	MILLER	2:36.964	2:38.029	1.065
35	23	BECKETT	**1:44.446**	45	JARVIS	**53.081**	35	23	BECKETT	2:37.402	2:37.402	0.000
36	48	WALLIS	**1:45.083**	48	WALLIS	**53.919**	36	48	WALLIS	2:39.002	2:39.082	0.080
37	60	RIDGWELL	**1:52.152**	60	RIDGWELL	**56.314**	37	60	RIDGWELL	2:48.466	2:49.129	0.663
38				43	DAVIE	**57.576**	38	43	DAVIE			

Weather / Track : Bright / Drying

Snetterton 300
Circuit Length = 2.9689 miles
Start: 10:01 Flag 10:13 End: 10:15

Results can be found at www.tsl-timing.com

Printed - 10:19 Sunday, 08 October 2017

BMCRC - MRO Championships 2017 - Rnd 10 @ Snetterton 300

Thunderbike Sport & BMCRC Rookie Minitwins

RACE 8 - GRID (7 Laps)

ROW 13			1		38	83	Talan SKEELS-PIGGINS (2:27.425)	37 43 Robert DAVIE
ROW 12	36	60 Adam RIDGWELL (2:49.129)	35	48 Shaun WALLIS (2:39.082)	34	72 Kevin MILLER (2:38.029)		
ROW 11			33	23 Claire BECKETT (2:37.402)	32	57 Ludo FORRER (2:36.677)	31	45 Stuart JARVIS (2:36.218)
ROW 10	30	67 Tony COE (2:35.829)	29	84 Ricardo BRANCO (2:35.667)	28	16 Geoff LANSDELL (2:35.226)		
ROW 9			27	101 Jon BARNES (2:34.503)	26	90 Edward WATSON (2:33.460)	25	59 Benn RIDGWELL (2:33.024)
ROW 8	24	50 Paul ROBSON (2:32.928)	23	5 Martin INGHAM (2:32.334)	22	113 Alex WATSON (2:32.187)		
ROW 7			21	124 Jed ANGLES (2:31.621)	20	25 Harrison DAY (2:31.571)	19	76 Phillip RODGERS (2:31.250)
ROW 6	18	38 Bob COUCHMAN (2:31.217)	17	138 Hayden WOOD (2:30.937)	16	71 Colin CLUNE (2:30.396)		
ROW 5			15	81 Malvern MAY (2:28.651)	14	92 Michael JACKSON (2:28.516)	13	62 Ben MITCHELL (2:28.198)
ROW 4	12	13 Wil GREEN (2:27.221)	11	155 Richard HARRIS (2:25.533)	10	199 Ben CATT (2:25.427)		
ROW 3			9	116 Stephen MAUL (2:25.309)	8	17 Charlie DOWNES (2:24.182)	7	147 Thomas WATSON (2:24.102)
ROW 2	6	96 Dan HARRIS (2:23.972)	5	193 Jack WALLIS (2:23.706)	4	2 Andrew GILL (2:23.705)		
ROW 1			3	69 Danny HUSKINSON (2:23.367)	2	21 Carl MITCHELL (2:21.454)	1	198 Steven TOPPING (2:20.092)

Pole

Snetterton 300
Circuit Length = 2.9689 miles

These results are provisional until the conclusion of any judicial and technical matters.

Clerk Of Course :		Timekeeper :

Results can be found at www.tsl-timing.com

Printed - 10:21 Sunday, 08 October 2017

BMCRC - MRO Championships 2017 - Rnd 10 @ Snetterton 300

Thunderbike Sport & BMCRC Rookie Minitwins

RACE 8 - CLASSIFICATION

POS	NO	CL	PIC	NAME	ENTRY	LAPS	TIME	GAP	DIFF	MPH	BEST	ON
1	198	TBS	1	Steven TOPPING	Yamaha -	7	15:05.954			82.58	2:06.795	6
2	2	TBS	2	Andrew GILL	Yamaha -	7	15:06.291	0.337	0.337	82.55	2:06.982	5
3	193	TBS	3	Jack WALLIS	Suzuki - Grumpdad and Watling Tyres	7	15:09.227	3.273	2.936	82.28	2:06.989	6
4	81	TBS	4	Malvern MAY	Ducati -	7	15:13.014	7.060	3.787	81.94	2:08.044	6
5	21	TBS	5	Carl MITCHELL	Suzuki - Beaute Agri AJL Garden Services	7	15:32.501	26.547	19.487	80.23	2:11.715	2
6	17	RMT	1	Charlie DOWNES	Suzuki - Moremoto GKW Plumbtech	7	15:39.708	33.754	7.207	79.61	2:11.928	3
7	69	TBS	6	Danny HUSKINSON	Suzuki - art of racing	7	15:48.413	42.459	8.705	78.88	2:14.032	7
8	67	TBS	7	Tony COE	Yamaha -	7	15:48.696	42.742	0.283	78.86	2:11.275	7
9	147	TBS	8	Thomas WATSON	Suzuki - Motorsportdays.com TEA Time Racing	7	15:54.054	48.100	5.358	78.41	2:14.519	7
10	155	TBS	9	Richard HARRIS	Suzuki - HP Racing	7	15:54.202	48.248	0.148	78.40	2:13.267	6
11	5	TBSR	1	Martin INGHAM	Honda - Oadby M/C's	7	15:54.552	48.598	0.350	78.37	2:13.627	5
12	84	TBS	10	Ricardo BRANCO	Suzuki -	7	15:55.001	49.047	0.449	78.34	2:13.577	5
13	138	TBS	11	Hayden WOOD	Kawasaki -	7	15:55.187	49.233	0.186	78.32	2:13.649	6
14	96	RMT	2	Dan HARRIS	Suzuki - HP Racing	7	15:55.471	49.517	0.284	78.30	2:11.905	7
15	13	RMT	3	Wil GREEN	Suzuki - Faith Fueled Racing	7	15:56.587	50.633	1.116	78.21	2:12.913	6
16	71	TBS	12	Colin CLUNE	Suzuki -	7	15:56.998	51.044	0.411	78.17	2:14.031	5
17	90	RMT	4	Edward WATSON	Suzuki - TEA Time Racing	7	16:04.056	58.102	7.058	77.60	2:13.252	6
18	199	TBS	13	Ben CATT	Suzuki -	7	16:04.538	58.584	0.482	77.56	2:13.369	7
19	48	TBS	14	Shaun WALLIS	Suzuki - Watling Tyres	7	16:06.708	1:00.754	2.170	77.39	2:14.516	6
20	123	TBS	15	Tham EVANS	Honda - Vanilla Electronics / GF racing	7	16:07.604	1:01.650	0.896	77.32	2:13.891	7
21	25	TBS	16	Harrison DAY	Suzuki -	7	16:10.194	1:04.240	2.590	77.11	2:16.060	6
22	83	TBS	17	Talan SKEELS-PIGGINS	Honda - McMillan Williams	7	16:11.135	1:05.181	0.941	77.04	2:15.070	5
23	72	TBS	18	Kevin MILLER	Suzuki - Mechanical Air Supplies Ltd	7	16:11.290	1:05.336	0.155	77.02	2:14.211	7
24	92	RMT	5	Michael JACKSON	Suzuki -	7	16:12.375	1:06.421	1.085	76.94	2:16.311	2
25	57	RMT	6	Ludo FORRER	Suzuki -	7	16:14.755	1:08.801	2.380	76.75	2:16.576	7
26	113	TBSR	2	Alex WATSON	Yamaha -	7	16:19.216	1:13.262	4.461	76.40	2:15.934	7
27	62	RMT	7	Ben MITCHELL	Suzuki -	7	16:23.523	1:17.569	4.307	76.06	2:18.165	4
28	76	RMT	8	Phillip RODGERS	Suzuki -	7	16:40.482	1:34.528	16.959	74.78	2:20.222	5
29	56	RMT	9	Ed GRANTHAM	Suzuki - eb7 Bright Thinking Property Development	7	16:47.431	1:41.477	6.949	74.26	2:19.606	7
30	23	TBS	19	Claire BECKETT	Suzuki - Cowpers Oak	7	16:48.822	1:42.868	1.391	74.16	2:19.535	7
31	50	TBS	20	Paul ROBSON	Suzuki -	7	16:49.601	1:43.647	0.779	74.10	2:19.413	7
32	59	RMT	10	Benn RIDGWELL	Suzuki -	7	16:55.270	1:49.316	5.669	73.69	2:22.035	5
33	16	TBS	21	Geoff LANSDELL	Suzuki - EPG Domestic	7	17:24.618	2:18.664	29.348	71.62	2:26.330	3
34	43	TBS	22	Robert DAVIE	Suzuki -	6	15:08.265	1 Lap	1 Lap	70.60	2:28.191	3
35	45	RMT	11	Stuart JARVIS	Suzuki -	6	15:18.990	1 Lap	10.725	69.78	2:30.730	2
36	60	RMT	12	Adam RIDGWELL	Suzuki -	6	16:07.078	1 Lap	48.088	66.31	2:39.188	4
					NOT CLASSIFIED							
DNF	101	RMT		Jon BARNES	Suzuki - Holder Tree Services	3	7:01.251	4 Laps	3 Laps	76.11	2:15.404	3
DNF	41	RMT		Marc AUKETT	Suzuki - Special metals fabrications	2	5:20.577	5 Laps	1 Lap	66.68	2:33.728	2
DQ	116 *	TBSR		Stephen MAUL	Yamaha -	0						
DQ	124 *	TBS		Jed ANGLES	Yamaha -	0						

FASTEST LAP

198	TBS	Steven TOPPING	Yamaha -	6	2:06.795	84.29 mph	135.65 kph
96	RMT	Dan HARRIS	Suzuki - HP Racing	7	2:11.905	81.02 mph	130.40 kph
5	TBSR	Martin INGHAM	Honda - Oadby M/C's	5	2:13.627	79.98 mph	128.72 kph

No 116 & 124 - Disqualified from race result, failing post-race technical
Class TBS - 90% of Race Speed = 74.32 mph
Class RMT - 90% of Race Speed = 71.64 mph
Class TBSR - 90% of Race Speed = 70.53 mph

Snetterton 300
Circuit Length = 2.9689 miles
Start: 14:11 Flag 14:26 End: 14:29

Weather / Track : Cloudy / Dry
These results are provisional until the conclusion of any judicial and technical matters.

Clerk Of Course :		Timekeeper :

Results can be found at www.tsl-timing.com

Printed - 15:00 Sunday, 08 October 2017

BMCRC - MRO Championships 2017 - Rnd 10 @ Snetterton 300

Thunderbike Sport & BMCRC Rookie Minitwins

RACE 8 - LAP CHART

LAP 1 @ 14:14:09.077

NO	BEHIND	LAP TIME
198		2:17.426
2	0.597	2:18.023
193	2.044	2:19.470
21	2.602	2:20.028
81	2.736	2:20.162
69	3.658	2:21.084
17	3.747	2:21.173
116	6.058	2:23.484
147	6.503	2:23.929
155	7.259	2:24.685
124	7.485	2:24.911
138	7.985	2:25.411
71	8.737	2:26.163
5	9.406	2:26.832
199	9.413	2:26.839
25	10.146	2:27.572
67	10.383	2:27.809
84	10.657	2:28.083
13	10.914	2:28.340
96	11.910	2:29.336
101	12.887	2:30.313
92	12.903	2:30.329
48	13.134	2:30.560
90	13.315	2:30.741
62	14.166	2:31.592
76	15.136	2:32.562
57	15.325	2:32.751
123	15.495	2:32.921
83	16.052	2:33.478
50	16.508	2:33.934
113	16.668	2:34.094
72	17.546	2:34.972
23	18.509	2:35.935
56	19.568	2:36.994
59	19.891	2:37.317
45	24.270	2:41.696
16	24.294	2:41.720
43	26.469	2:43.895
41	29.423	2:46.849
60	31.340	2:48.766

LAP 2 @ 14:16:19.017

NO	BEHIND	LAP TIME
2		2:09.343
198	0.353	2:10.293
193	1.254	2:09.150
81	2.919	2:10.123
21	4.377	2:11.715
17	6.019	2:12.212
124	7.465	2:09.920
69	7.926	2:14.208
116	8.675	2:12.557
147	12.891	2:16.328
155	13.472	2:16.153
138	13.776	2:15.731
5	14.080	2:14.614
71	14.503	2:15.706
84	14.575	2:13.858
67	14.660	2:14.217
25	16.477	2:16.271
13	17.030	2:16.056
199	17.099	2:17.626
48	18.188	2:14.994
96	18.432	2:16.462
101	18.481	2:15.534
92	19.274	2:16.311
90	20.084	2:16.709
123	22.437	2:16.882
62	22.733	2:18.507
57	23.084	2:17.699
83	23.471	2:17.359
113	24.872	2:18.144
72	26.130	2:18.524
76	26.563	2:21.367
50	30.127	2:23.559
23	32.035	2:23.466
56	33.138	2:23.510
59	33.401	2:23.450
16	41.553	2:27.199
45	45.060	2:30.730
43	45.316	2:28.787
41	53.211	2:33.728
60	1:01.269	2:39.869

LAP 3 @ 14:18:27.973

NO	BEHIND	LAP TIME
198		2:08.603
2	0.513	2:09.469
193	0.689	2:08.391
81	3.263	2:09.300
124	6.715	2:08.206
21	7.584	2:12.163
17	8.991	2:11.928
116	10.762	2:11.043
69	13.320	2:14.350
147	19.247	2:15.312
155	20.436	2:15.920
138	20.726	2:15.906
5	20.760	2:15.636
67	20.779	2:15.075
84	21.256	2:15.637
71	22.060	2:16.513
13	24.637	2:16.563
101	24.929	2:15.404
25	26.081	2:18.560
96	26.222	2:16.746
92	26.698	2:16.380
48	26.766	2:17.534
90	27.462	2:16.334
199	27.495	2:19.352
123	27.990	2:14.509
83	31.396	2:16.881
57	31.546	2:17.418
62	33.424	2:19.647
113	34.450	2:18.534
72	34.839	2:17.665
76	38.413	2:20.806
50	45.305	2:24.134
23	46.061	2:22.982
56	46.617	2:22.435
59	47.639	2:23.194
16	58.927	2:26.330
43	1:04.551	2:28.191
45	1:07.465	2:31.361
60	1:32.576	2:40.263

LAP 4 @ 14:20:35.919

NO	BEHIND	LAP TIME
198		2:07.946
2	0.355	2:07.788
193	0.635	2:07.892
81	3.526	2:08.209
124	5.923	2:07.154
21	11.545	2:11.907
116	13.274	2:10.458
17	13.300	2:12.255
69	20.931	2:15.557
147	25.958	2:14.657
155	26.293	2:13.803
5	27.157	2:14.343
67	27.799	2:14.966
138	27.852	2:15.072
84	28.245	2:14.935
71	29.071	2:14.957
13	32.131	2:15.440
96	32.220	2:13.944
25	35.352	2:17.217
48	35.983	2:17.163
90	36.043	2:16.527
123	36.104	2:16.060
199	36.965	2:17.416
92	37.069	2:18.317
83	38.769	2:15.319
57	40.377	2:16.777
72	42.496	2:15.603
62	43.643	2:18.165
113	44.815	2:18.311
76	51.455	2:20.988
23	1:00.804	2:22.689
56	1:01.369	2:22.698
50	1:02.143	2:24.784
59	1:02.587	2:22.894
16	1:19.340	2:28.359
43	1:25.923	2:29.318
45	1:31.578	2:32.059
60	2:03.818	2:39.188

LAP 5 @ 14:22:43.256

NO	BEHIND	LAP TIME
2		2:06.982
198	0.210	2:07.547
193	0.684	2:07.386
81	4.838	2:08.649
124	5.086	2:06.500
21	16.259	2:12.051
116	16.987	2:11.050
17	18.140	2:12.177
69	28.407	2:14.813
147	33.301	2:14.680
5	33.447	2:13.627
67	33.803	2:13.341
84	34.485	2:13.577
155	35.314	2:16.358
138	35.436	2:14.921
71	35.765	2:14.031
96	38.750	2:13.867
13	38.810	2:14.016
90	44.162	2:15.456
48	45.031	2:16.385
199	45.344	2:15.716
25	45.785	2:17.770
92	46.395	2:16.663
123	46.443	2:17.676
83	46.502	2:15.070
57	49.634	2:16.594
72	50.253	2:15.094
62	54.588	2:18.282
113	55.474	2:17.996
76	1:04.340	2:20.222
23	1:15.720	2:22.253
56	1:16.337	2:22.305
50	1:16.446	2:21.640
59	1:17.285	2:22.035
16	1:39.376	2:27.373
43	1:47.391	2:28.805
45	1:56.508	2:32.267

LAP 6 @ 14:24:50.261

NO	BEHIND	LAP TIME
198		2:06.795
2	0.485	2:07.490
193	0.668	2:06.989
81	5.877	2:08.044
124	6.510	2:08.429
116	22.166	2:12.184
21	22.173	2:12.919
17	23.929	2:12.794
60	1 Lap	2:39.674
69	35.771	2:14.369
67	38.811	2:12.013
147	40.925	2:14.629
5	41.290	2:14.848
84	41.468	2:13.988
155	41.576	2:13.267
138	42.080	2:13.649
71	43.317	2:14.557
13	44.718	2:12.913
96	44.956	2:13.211
90	50.409	2:13.252
48	52.542	2:14.516
199	52.559	2:14.220
25	54.840	2:16.060
123	55.103	2:15.665
83	55.223	2:15.726
92	56.221	2:16.831
72	58.469	2:15.221
57	59.569	2:16.940
113	1:04.672	2:16.203
62	1:06.254	2:18.671
76	1:19.873	2:22.538
56	1:29.215	2:19.883
23	1:30.677	2:21.962
50	1:31.578	2:22.137
59	1:32.473	2:22.193
16	1:59.576	2:27.205

LAP 7 @ 14:26:57.605

NO	BEHIND	LAP TIME
198		2:07.344
2	0.337	2:07.196
43	1 Lap	2:29.269
193	3.273	2:09.949
81	7.060	2:08.527
124	7.272	2:08.106
45	1 Lap	2:30.877
116	24.605	2:09.783
21	26.547	2:11.718
17	33.754	2:17.169
69	42.459	2:14.032
67	42.742	2:11.275
147	48.100	2:14.519
155	48.248	2:14.016
5	48.598	2:14.652
84	49.047	2:14.923
138	49.233	2:14.497
96	49.517	2:11.905
13	50.633	2:13.259
71	51.044	2:15.071
90	58.102	2:15.037
199	58.584	2:13.369
48	1:00.754	2:15.556
60	1 Lap	2:39.318
123	1:01.650	2:13.891
25	1:04.240	2:16.744
83	1:05.181	2:17.302
72	1:05.336	2:14.211
92	1:06.421	2:17.544
57	1:08.801	2:16.576
113	1:13.262	2:15.934
62	1:17.569	2:18.659
76	1:34.528	2:21.999
56	1:41.477	2:19.606
23	1:42.868	2:19.535
50	1:43.647	2:19.413
59	1:49.316	2:24.187
16	2:18.664	2:26.432

Weather / Track : Cloudy / Dry

Snetterton 300
Circuit Length = 2.9689 miles
Start: 14:11 Flag 14:26 End: 14:29

Results can be found at www.tsl-timing.com

Printed - 14:30 Sunday, 08 October 2017

BMCRC - MRO Championships 2017 - Rnd 10 @ Snetterton 300

Thunderbike Sport & BMCRC Rookie Minitwins

RACE 8 - SECTOR ANALYSIS

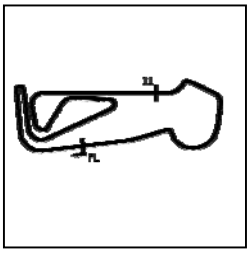

SECTOR 1 = FL to I1, SECTOR 2 = I1 to FL, DIFF = Difference To Personal Best Lap, P = Crossed Finish Line in Pit Lane, D = Time Disallowed

P1 198 TBS Steven TOPPING Yamaha -

IDEAL LAP TIME : 2:06.795 BEST LAP TIME : 2:06.795 DIFFERENCE : 0.000

LAP	SECTOR 1	SECTOR 2	LAP TIME	MPH	DIFF	TIME OF DAY
1 -		43.775	2:17.426	77.77	10.631	14:14:09.077
2 -	1:26.769	43.524	2:10.293	82.03	3.498	14:16:19.370
3 -	1:25.518	43.085	2:08.603	83.10	1.808	14:18:27.973
4 -	1:25.117	42.829	2:07.946	83.53	1.151	14:20:35.919
5 -	1:24.615	42.932	2:07.547 **(3)**	83.79	0.752	14:22:43.466
6 -	***1:24.315***	***42.480***	***2:06.795*** **(1)**	***84.29***		***14:24:50.261***
7 -	1:24.773	42.571	2:07.344 **(2)**	83.93	0.549	14:26:57.605

P2 2 TBS Andrew GILL Yamaha -

IDEAL LAP TIME : 2:06.982 BEST LAP TIME : 2:06.982 DIFFERENCE : 0.000

LAP	SECTOR 1	SECTOR 2	LAP TIME	MPH	DIFF	TIME OF DAY
1 -		43.560	2:18.023	77.43	11.041	14:14:09.674
2 -	1:26.435	42.908	2:09.343	82.63	2.361	14:16:19.017
3 -	1:25.763	43.706	2:09.469	82.55	2.487	14:18:28.486
4 -	1:24.944	42.844	2:07.788	83.63	0.806	14:20:36.274
5 -	***1:24.572***	***42.410***	***2:06.982*** **(1)**	***84.17***		***14:22:43.256***
6 -	1:24.902	42.588	2:07.490 **(3)**	83.83	0.508	14:24:50.746
7 -	1:24.677	42.519	2:07.196 **(2)**	84.02	0.214	14:26:57.942

P3 193 TBS Jack WALLIS Suzuki - Grumpdad and Watling Tyres

IDEAL LAP TIME : 2:06.938 BEST LAP TIME : 2:06.989 DIFFERENCE : 0.051

LAP	SECTOR 1	SECTOR 2	LAP TIME	MPH	DIFF	TIME OF DAY
1 -		44.160	2:19.470	76.63	12.481	14:14:11.121
2 -	1:26.016	43.134	2:09.150	82.75	2.161	14:16:20.271
3 -	1:25.497	42.894	2:08.391	83.24	1.402	14:18:28.662
4 -	1:25.359	42.533	2:07.892 **(3)**	83.57	0.903	14:20:36.554
5 -	***1:24.891***	42.495	2:07.386 **(2)**	83.90	0.397	14:22:43.940
6 -	1:24.942	***42.047***	***2:06.989*** **(1)**	***84.16***		***14:24:50.929***
7 -	1:26.532	43.417	2:09.949	82.24	2.960	14:27:00.878

P4 81 TBS Malvern MAY Ducati -

IDEAL LAP TIME : 2:07.626 BEST LAP TIME : 2:08.044 DIFFERENCE : 0.418

LAP	SECTOR 1	SECTOR 2	LAP TIME	MPH	DIFF	TIME OF DAY
1 -		43.988	2:20.162	76.25	12.118	14:14:11.813
2 -	1:27.129	42.994	2:10.123	82.13	2.079	14:16:21.936
3 -	1:26.046	43.254	2:09.300	82.66	1.256	14:18:31.236
4 -	1:25.509	42.700	2:08.209 **(2)**	83.36	0.165	14:20:39.445
5 -	1:25.968	42.681	2:08.649	83.07	0.605	14:22:48.094
6 -	1:25.480	***42.564***	***2:08.044*** **(1)**	***83.47***		***14:24:56.138***
7 -	***1:25.062***	43.465	2:08.527 **(3)**	83.15	0.483	14:27:04.665

P5 124 TBS Jed ANGLES Yamaha -

IDEAL LAP TIME : 2:06.500 BEST LAP TIME : 2:06.500 DIFFERENCE : 0.000

LAP	SECTOR 1	SECTOR 2	LAP TIME	MPH	DIFF	TIME OF DAY
1 -		43.864	2:24.911	73.75	18.411	14:14:16.562
2 -	1:26.984	42.936	2:09.920	82.26	3.420	14:16:26.482
3 -	1:25.338	42.868	2:08.206	83.36	1.706	14:18:34.688
4 -	1:24.682	42.472	2:07.154 **(2)**	84.05	0.654	14:20:41.842
5 -	***1:24.402***	***42.098***	***2:06.500*** **(1)**	***84.49***		***14:22:48.342***
6 -	1:25.861	42.568	2:08.429	83.22	1.929	14:24:56.771
7 -	1:25.067	43.039	2:08.106 **(3)**	83.43	1.606	14:27:04.877

P6 116 TBSR Stephen MAUL Yamaha -

IDEAL LAP TIME : 2:09.783 BEST LAP TIME : 2:09.783 DIFFERENCE : 0.000

LAP	SECTOR 1	SECTOR 2	LAP TIME	MPH	DIFF	TIME OF DAY

Weather / Track : Cloudy / Dry

Snetterton 300
Circuit Length = 2.9689 miles
Start: 14:11 Flag 14:26 End: 14:29

BMCRC - MRO Championships 2017 - Rnd 10 @ Snetterton 300

Thunderbike Sport & BMCRC Rookie Minitwins

RACE 8 - SECTOR ANALYSIS

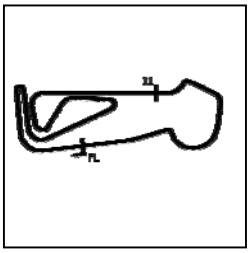

SECTOR 1 = FL to I1, SECTOR 2 = I1 to FL, DIFF = Difference To Personal Best Lap, P = Crossed Finish Line in Pit Lane, D = Time Disallowed

1 -		45.304	2:23.484		74.48	13.701	14:14:15.135
2 -	1:28.424	44.133	2:12.557		80.63	2.774	14:16:27.692
3 -	1:27.858	43.185	2:11.043	(3)	81.56	1.260	14:18:38.735
4 -	1:26.727	43.731	2:10.458	(2)	81.92	0.675	14:20:49.193
5 -	1:26.845	44.205	2:11.050		81.55	1.267	14:23:00.243
6 -	1:27.286	44.898	2:12.184		80.85	2.401	14:25:12.427
7 -	***1:26.680***	***43.103***	***2:09.783***	**(1)**	***82.35***		***14:27:22.210***

P7 21 TBS Carl MITCHELL

Suzuki - Beaute Agri AJL Garden Services

IDEAL LAP TIME : 2:11.349 BEST LAP TIME : 2:11.715 DIFFERENCE : 0.366

LAP	SECTOR 1	SECTOR 2	LAP TIME		MPH	DIFF	TIME OF DAY
1 -		44.167	2:20.028		76.32	8.313	14:14:11.679
2 -	***1:27.427***	44.288	***2:11.715***	**(1)**	***81.14***		***14:16:23.394***
3 -	1:27.612	44.551	2:12.163		80.87	0.448	14:18:35.557
4 -	1:27.590	44.317	2:11.907	(3)	81.02	0.192	14:20:47.464
5 -	1:27.780	44.271	2:12.051		80.93	0.336	14:22:59.515
6 -	1:27.777	45.142	2:12.919		80.41	1.204	14:25:12.434
7 -	1:27.796	***43.922***	2:11.718	(2)	81.14	0.003	14:27:24.152

P8 17 RMT Charlie DOWNES

Suzuki - Moremoto GKW Plumbtech

IDEAL LAP TIME : 2:11.272 BEST LAP TIME : 2:11.928 DIFFERENCE : 0.656

LAP	SECTOR 1	SECTOR 2	LAP TIME		MPH	DIFF	TIME OF DAY
1 -		44.419	2:21.173		75.70	9.245	14:14:12.824
2 -	1:28.149	44.063	2:12.212	(3)	80.84	0.284	14:16:25.036
3 -	1:27.941	43.987	***2:11.928***	**(1)**	***81.01***		***14:18:36.964***
4 -	1:27.991	44.264	2:12.255		80.81	0.327	14:20:49.219
5 -	1:28.470	***43.707***	2:12.177	(2)	80.86	0.249	14:23:01.396
6 -	***1:27.565***	45.229	2:12.794		80.48	0.866	14:25:14.190
7 -	1:30.508	46.661	2:17.169		77.91	5.241	14:27:31.359

P9 69 TBS Danny HUSKINSON

Suzuki - art of racing

IDEAL LAP TIME : 2:13.554 BEST LAP TIME : 2:14.032 DIFFERENCE : 0.478

LAP	SECTOR 1	SECTOR 2	LAP TIME		MPH	DIFF	TIME OF DAY
1 -		44.652	2:21.084		75.75	7.052	14:14:12.735
2 -	1:29.251	44.957	2:14.208	(2)	79.63	0.176	14:16:26.943
3 -	***1:29.140***	45.210	2:14.350	(3)	79.55	0.318	14:18:41.293
4 -	1:30.597	44.960	2:15.557		78.84	1.525	14:20:56.850
5 -	1:30.047	44.766	2:14.813		79.28	0.781	14:23:11.663
6 -	1:29.786	44.583	2:14.369		79.54	0.337	14:25:26.032
7 -	1:29.618	***44.414***	***2:14.032***	**(1)**	***79.74***		***14:27:40.064***

P10 67 TBS Tony COE

Yamaha -

IDEAL LAP TIME : 2:11.275 BEST LAP TIME : 2:11.275 DIFFERENCE : 0.000

LAP	SECTOR 1	SECTOR 2	LAP TIME		MPH	DIFF	TIME OF DAY
1 -		45.714	2:27.809		72.31	16.534	14:14:19.460
2 -	1:29.962	44.255	2:14.217		79.63	2.942	14:16:33.677
3 -	1:29.936	45.139	2:15.075		79.12	3.800	14:18:48.752
4 -	1:29.740	45.226	2:14.966		79.19	3.691	14:21:03.718
5 -	1:28.524	44.817	2:13.341	(3)	80.15	2.066	14:23:17.059
6 -	1:28.365	43.648	2:12.013	(2)	80.96	0.738	14:25:29.072
7 -	***1:27.993***	***43.282***	***2:11.275***	**(1)**	***81.41***		***14:27:40.347***

P11 147 TBS Thomas WATSON

Suzuki - Motorsportdays.com TEA Time Racing

IDEAL LAP TIME : 2:14.257 BEST LAP TIME : 2:14.519 DIFFERENCE : 0.262

LAP	SECTOR 1	SECTOR 2	LAP TIME		MPH	DIFF	TIME OF DAY
1 -		45.691	2:23.929		74.25	9.410	14:14:15.580
2 -	1:30.934	45.394	2:16.328		78.39	1.809	14:16:31.908
3 -	1:30.277	45.035	2:15.312		78.98	0.793	14:18:47.220
4 -	1:29.776	44.881	2:14.657	(3)	79.37	0.138	14:21:01.877

Weather / Track : Cloudy / Dry

Snetterton 300
Circuit Length = 2.9689 miles
Start: 14:11 Flag 14:26 End: 14:29

BMCRC - MRO Championships 2017 - Rnd 10 @ Snetterton 300

Thunderbike Sport & BMCRC Rookie Minitwins

RACE 8 - SECTOR ANALYSIS

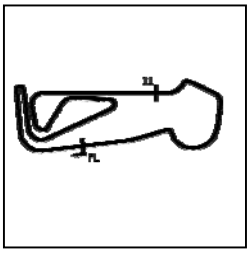

SECTOR 1 = FL to I1, SECTOR 2 = I1 to FL, DIFF = Difference To Personal Best Lap, P = Crossed Finish Line in Pit Lane, D = Time Disallowed

5 -	1:29.930	***44.750***	2:14.680	79.35	0.161	14:23:16.557
6 -	***1:29.507***	45.122	2:14.629 **(2)**	79.38	0.110	14:25:31.186
7 -	1:29.602	44.917	***2:14.519*** **(1)**	***79.45***		***14:27:45.705***

P12 155 TBS Richard HARRIS Suzuki - HP Racing

IDEAL LAP TIME : 2:12.968 BEST LAP TIME : 2:13.267 DIFFERENCE : 0.299

LAP	SECTOR 1	SECTOR 2	LAP TIME	MPH	DIFF	TIME OF DAY
1 -		45.970	2:24.685	73.87	11.418	14:14:16.336
2 -	1:30.503	45.650	2:16.153	78.50	2.886	14:16:32.489
3 -	1:30.453	45.467	2:15.920	78.63	2.653	14:18:48.409
4 -	1:29.117	44.686	2:13.803 **(2)**	79.87	0.536	14:21:02.212
5 -	1:30.304	46.054	2:16.358	78.38	3.091	14:23:18.570
6 -	***1:28.603***	44.664	***2:13.267*** **(1)**	***80.20***		***14:25:31.837***
7 -	1:29.651	***44.365***	2:14.016 **(3)**	79.75	0.749	14:27:45.853

P13 5 TBSR Martin INGHAM Honda - Oadby M/C's

IDEAL LAP TIME : 2:13.627 BEST LAP TIME : 2:13.627 DIFFERENCE : 0.000

LAP	SECTOR 1	SECTOR 2	LAP TIME	MPH	DIFF	TIME OF DAY
1 -		44.991	2:26.832	72.79	13.205	14:14:18.483
2 -	1:28.966	45.648	2:14.614 **(3)**	79.39	0.987	14:16:33.097
3 -	1:30.042	45.594	2:15.636	78.79	2.009	14:18:48.733
4 -	1:29.555	44.788	2:14.343 **(2)**	79.55	0.716	14:21:03.076
5 -	***1:28.936***	***44.691***	***2:13.627*** **(1)**	***79.98***		***14:23:16.703***
6 -	1:29.367	45.481	2:14.848	79.26	1.221	14:25:31.551
7 -	1:29.817	44.835	2:14.652	79.37	1.025	14:27:46.203

P14 84 TBS Ricardo BRANCO Suzuki -

IDEAL LAP TIME : 2:13.498 BEST LAP TIME : 2:13.577 DIFFERENCE : 0.079

LAP	SECTOR 1	SECTOR 2	LAP TIME	MPH	DIFF	TIME OF DAY
1 -		46.068	2:28.083	72.17	14.506	14:14:19.734
2 -	1:29.052	44.806	2:13.858 **(2)**	79.84	0.281	14:16:33.592
3 -	1:29.768	45.869	2:15.637	78.79	2.060	14:18:49.229
4 -	1:29.536	45.399	2:14.935	79.20	1.358	14:21:04.164
5 -	***1:28.713***	44.864	***2:13.577*** **(1)**	***80.01***		***14:23:17.741***
6 -	1:28.719	45.269	2:13.988 **(3)**	79.76	0.411	14:25:31.729
7 -	1:30.138	***44.785***	2:14.923	79.21	1.346	14:27:46.652

P15 138 TBS Hayden WOOD Kawasaki -

IDEAL LAP TIME : 2:13.649 BEST LAP TIME : 2:13.649 DIFFERENCE : 0.000

LAP	SECTOR 1	SECTOR 2	LAP TIME	MPH	DIFF	TIME OF DAY
1 -		46.018	2:25.411	73.50	11.762	14:14:17.062
2 -	1:29.918	45.813	2:15.731	78.74	2.082	14:16:32.793
3 -	1:30.350	45.556	2:15.906	78.64	2.257	14:18:48.699
4 -	1:29.735	45.337	2:15.072	79.12	1.423	14:21:03.771
5 -	1:29.616	45.305	2:14.921 **(3)**	79.21	1.272	14:23:18.692
6 -	***1:29.114***	***44.535***	***2:13.649*** **(1)**	***79.97***		***14:25:32.341***
7 -	1:29.642	44.855	2:14.497 **(2)**	79.46	0.848	14:27:46.838

P16 96 RMT Dan HARRIS Suzuki - HP Racing

IDEAL LAP TIME : 2:11.905 BEST LAP TIME : 2:11.905 DIFFERENCE : 0.000

LAP	SECTOR 1	SECTOR 2	LAP TIME	MPH	DIFF	TIME OF DAY
1 -		47.078	2:29.336	71.57	17.431	14:14:20.987
2 -	1:30.538	45.924	2:16.462	78.32	4.557	14:16:37.449
3 -	1:31.088	45.658	2:16.746	78.16	4.841	14:18:54.195
4 -	1:29.251	44.693	2:13.944	79.79	2.039	14:21:08.139
5 -	1:29.287	44.580	2:13.867 **(3)**	79.84	1.962	14:23:22.006
6 -	1:28.515	44.696	2:13.211 **(2)**	80.23	1.306	14:25:35.217
7 -	***1:28.419***	***43.486***	***2:11.905*** **(1)**	***81.02***		***14:27:47.122***

Weather / Track : Cloudy / Dry

Snetterton 300
Circuit Length = 2.9689 miles
Start: 14:11 Flag 14:26 End: 14:29

BMCRC - MRO Championships 2017 - Rnd 10 @ Snetterton 300

Thunderbike Sport & BMCRC Rookie Minitwins

RACE 8 - SECTOR ANALYSIS

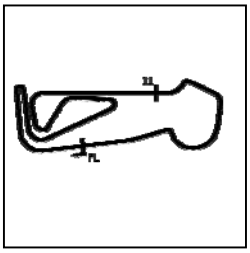

SECTOR 1 = FL to I1, SECTOR 2 = I1 to FL, DIFF = Difference To Personal Best Lap, P = Crossed Finish Line in Pit Lane, D = Time Disallowed

P17 13 RMT Wil GREEN Suzuki - Faith Fueled Racing

IDEAL LAP TIME : 2:12.839 BEST LAP TIME : 2:12.913 DIFFERENCE : 0.074

LAP	SECTOR 1	SECTOR 2	LAP TIME	MPH	DIFF	TIME OF DAY
1 -		46.321	2:28.340	72.05	15.427	14:14:19.991
2 -	1:30.182	45.874	2:16.056	78.55	3.143	14:16:36.047
3 -	1:31.478	45.085	2:16.563	78.26	3.650	14:18:52.610
4 -	1:30.100	45.340	2:15.440	78.91	2.527	14:21:08.050
5 -	1:29.281	44.735	2:14.016 **(3)**	79.75	1.103	14:23:22.066
6 -	***1:28.375***	44.538	***2:12.913*** **(1)**	***80.41***		***14:25:34.979***
7 -	1:28.795	***44.464***	2:13.259 **(2)**	80.20	0.346	14:27:48.238

P18 71 TBS Colin CLUNE Suzuki -

IDEAL LAP TIME : 2:14.031 BEST LAP TIME : 2:14.031 DIFFERENCE : 0.000

LAP	SECTOR 1	SECTOR 2	LAP TIME	MPH	DIFF	TIME OF DAY
1 -		45.596	2:26.163	73.12	12.132	14:14:17.814
2 -	1:29.787	45.919	2:15.706	78.75	1.675	14:16:33.520
3 -	1:31.168	45.345	2:16.513	78.29	2.482	14:18:50.033
4 -	1:30.018	44.939	2:14.957 **(3)**	79.19	0.926	14:21:04.990
5 -	***1:29.382***	***44.649***	***2:14.031*** **(1)**	***79.74***		***14:23:19.021***
6 -	1:29.868	44.689	2:14.557 **(2)**	79.43	0.526	14:25:33.578
7 -	1:30.000	45.071	2:15.071	79.12	1.040	14:27:48.649

P19 90 RMT Edward WATSON Suzuki - TEA Time Racing

IDEAL LAP TIME : 2:13.252 BEST LAP TIME : 2:13.252 DIFFERENCE : 0.000

LAP	SECTOR 1	SECTOR 2	LAP TIME	MPH	DIFF	TIME OF DAY
1 -		48.044	2:30.741	70.90	17.489	14:14:22.392
2 -	1:30.267	46.442	2:16.709	78.18	3.457	14:16:39.101
3 -	1:29.599	46.735	2:16.334	78.39	3.082	14:18:55.435
4 -	1:30.181	46.346	2:16.527	78.28	3.275	14:21:11.962
5 -	1:30.350	45.106	2:15.456 **(3)**	78.90	2.204	14:23:27.418
6 -	***1:28.547***	***44.705***	***2:13.252*** **(1)**	***80.20***		***14:25:40.670***
7 -	1:29.079	45.958	2:15.037 **(2)**	79.14	1.785	14:27:55.707

P20 199 TBS Ben CATT Suzuki -

IDEAL LAP TIME : 2:13.369 BEST LAP TIME : 2:13.369 DIFFERENCE : 0.000

LAP	SECTOR 1	SECTOR 2	LAP TIME	MPH	DIFF	TIME OF DAY
1 -		46.392	2:26.839	72.78	13.470	14:14:18.490
2 -	1:31.555	46.071	2:17.626	77.66	4.257	14:16:36.116
3 -	1:32.390	46.962	2:19.352	76.69	5.983	14:18:55.468
4 -	1:30.210	47.206	2:17.416	77.77	4.047	14:21:12.884
5 -	1:30.334	45.382	2:15.716 **(3)**	78.75	2.347	14:23:28.600
6 -	1:29.045	45.175	2:14.220 **(2)**	79.63	0.851	14:25:42.820
7 -	***1:28.728***	***44.641***	***2:13.369*** **(1)**	***80.13***		***14:27:56.189***

P21 48 TBS Shaun WALLIS Suzuki - Watling Tyres

IDEAL LAP TIME : 2:14.222 BEST LAP TIME : 2:14.516 DIFFERENCE : 0.294

LAP	SECTOR 1	SECTOR 2	LAP TIME	MPH	DIFF	TIME OF DAY
1 -		47.672	2:30.560	70.98	16.044	14:14:22.211
2 -	1:29.036	45.958	2:14.994 **(2)**	79.17	0.478	14:16:37.205
3 -	1:30.592	46.942	2:17.534	77.71	3.018	14:18:54.739
4 -	1:30.569	46.594	2:17.163	77.92	2.647	14:21:11.902
5 -	1:30.996	***45.389***	2:16.385	78.36	1.869	14:23:28.287
6 -	***1:28.833***	45.683	***2:14.516*** **(1)**	***79.45***		***14:25:42.803***
7 -	1:29.129	46.427	2:15.556 **(3)**	78.84	1.040	14:27:58.359

P22 123 TBS Tham EVANS Honda - Vanilla Electronics / GF racing

IDEAL LAP TIME : 2:13.891 BEST LAP TIME : 2:13.891 DIFFERENCE : 0.000

LAP	SECTOR 1	SECTOR 2	LAP TIME	MPH	DIFF	TIME OF DAY

Weather / Track : Cloudy / Dry

Snetterton 300
Circuit Length = 2.9689 miles
Start: 14:11 Flag 14:26 End: 14:29

BMCRC - MRO Championships 2017 - Rnd 10 @ Snetterton 300

Thunderbike Sport & BMCRC Rookie Minitwins

RACE 8 - SECTOR ANALYSIS

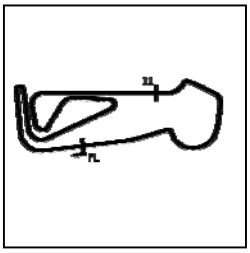

SECTOR 1 = FL to I1, SECTOR 2 = I1 to FL, DIFF = Difference To Personal Best Lap, P = Crossed Finish Line in Pit Lane, D = Time Disallowed

1 -		47.032	2:32.921		69.89	19.030	14:14:24.572
2 -	1:31.576	45.306	2:16.882		78.08	2.991	14:16:41.454
3 -	1:29.530	44.979	2:14.509	(2)	79.45	0.618	14:18:55.963
4 -	1:30.468	45.592	2:16.060		78.55	2.169	14:21:12.023
5 -	1:31.167	46.509	2:17.676		77.63	3.785	14:23:29.699
6 -	1:30.976	44.689	2:15.665	(3)	78.78	1.774	14:25:45.364
7 -	***1:29.352***	***44.539***	***2:13.891***	***(1)***	***79.82***		***14:27:59.255***

P23 25 TBS Harrison DAY

Suzuki -

IDEAL LAP TIME : 2:15.939 BEST LAP TIME : 2:16.060 DIFFERENCE : 0.121

LAP	SECTOR 1	SECTOR 2	LAP TIME		MPH	DIFF	TIME OF DAY
1 -		46.607	2:27.572		72.42	11.512	14:14:19.223
2 -	1:30.473	45.798	2:16.271	(2)	78.43	0.211	14:16:35.494
3 -	1:32.034	46.526	2:18.560		77.13	2.500	14:18:54.054
4 -	1:31.154	46.063	2:17.217		77.89	1.157	14:21:11.271
5 -	1:31.594	46.176	2:17.770		77.57	1.710	14:23:29.041
6 -	***1:30.391***	45.669	***2:16.060***	***(1)***	***78.55***		***14:25:45.101***
7 -	1:31.196	***45.548***	2:16.744	(3)	78.16	0.684	14:28:01.845

P24 83 TBS Talan SKEELS-PIGGINS

Honda - McMillan Williams

IDEAL LAP TIME : 2:14.766 BEST LAP TIME : 2:15.070 DIFFERENCE : 0.304

LAP	SECTOR 1	SECTOR 2	LAP TIME		MPH	DIFF	TIME OF DAY
1 -		46.857	2:33.478		69.63	18.408	14:14:25.129
2 -	1:31.814	45.545	2:17.359		77.81	2.289	14:16:42.488
3 -	1:31.321	45.560	2:16.881		78.08	1.811	14:18:59.369
4 -	1:30.045	***45.274***	2:15.319	(2)	78.98	0.249	14:21:14.688
5 -	***1:29.492***	45.578	***2:15.070***	***(1)***	***79.12***		***14:23:29.758***
6 -	1:29.963	45.763	2:15.726	(3)	78.74	0.656	14:25:45.484
7 -	1:31.202	46.100	2:17.302		77.84	2.232	14:28:02.786

P25 72 TBS Kevin MILLER

Suzuki - Mechanical Air Supplies Ltd

IDEAL LAP TIME : 2:14.211 BEST LAP TIME : 2:14.211 DIFFERENCE : 0.000

LAP	SECTOR 1	SECTOR 2	LAP TIME		MPH	DIFF	TIME OF DAY
1 -		48.020	2:34.972		68.96	20.761	14:14:26.623
2 -	1:32.116	46.408	2:18.524		77.15	4.313	14:16:45.147
3 -	1:30.895	46.770	2:17.665		77.63	3.454	14:19:02.812
4 -	1:29.807	45.796	2:15.603		78.81	1.392	14:21:18.415
5 -	1:29.670	45.424	2:15.094	(2)	79.11	0.883	14:23:33.509
6 -	1:29.397	45.824	2:15.221	(3)	79.04	1.010	14:25:48.730
7 -	***1:28.794***	***45.417***	***2:14.211***	***(1)***	***79.63***		***14:28:02.941***

P26 92 RMT Michael JACKSON

Suzuki -

IDEAL LAP TIME : 2:15.971 BEST LAP TIME : 2:16.311 DIFFERENCE : 0.340

LAP	SECTOR 1	SECTOR 2	LAP TIME		MPH	DIFF	TIME OF DAY
1 -		47.683	2:30.329		71.09	14.018	14:14:21.980
2 -	1:30.700	***45.611***	***2:16.311***	***(1)***	***78.40***		***14:16:38.291***
3 -	***1:30.360***	46.020	2:16.380	(2)	78.36	0.069	14:18:54.671
4 -	1:31.093	47.224	2:18.317		77.27	2.006	14:21:12.988
5 -	1:30.580	46.083	2:16.663	(3)	78.20	0.352	14:23:29.651
6 -	1:31.120	45.711	2:16.831		78.11	0.520	14:25:46.482
7 -	1:30.928	46.616	2:17.544		77.70	1.233	14:28:04.026

P27 57 RMT Ludo FORRER

Suzuki -

IDEAL LAP TIME : 2:15.909 BEST LAP TIME : 2:16.576 DIFFERENCE : 0.667

LAP	SECTOR 1	SECTOR 2	LAP TIME		MPH	DIFF	TIME OF DAY
1 -		47.341	2:32.751		69.97	16.175	14:14:24.402
2 -	1:31.956	***45.743***	2:17.699		77.61	1.123	14:16:42.101
3 -	1:31.406	46.012	2:17.418		77.77	0.842	14:18:59.519
4 -	1:30.909	45.868	2:16.777	(3)	78.14	0.201	14:21:16.296

Weather / Track : Cloudy / Dry

Snetterton 300
Circuit Length = 2.9689 miles
Start: 14:11 Flag 14:26 End: 14:29

BMCRC - MRO Championships 2017 - Rnd 10 @ Snetterton 300

Thunderbike Sport & BMCRC Rookie Minitwins

RACE 8 - SECTOR ANALYSIS

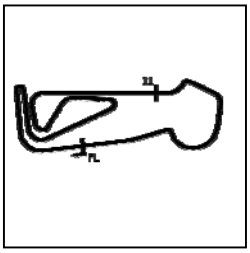

SECTOR 1 = FL to I1, SECTOR 2 = I1 to FL, DIFF = Difference To Personal Best Lap, P = Crossed Finish Line in Pit Lane, D = Time Disallowed

5 -	1:30.652	45.942	2:16.594	(2)	78.24	0.018	14:23:32.890
6 -	1:30.857	46.083	2:16.940		78.04	0.364	14:25:49.830
7 -	***1:30.166***	46.410	***2:16.576***	**(1)**	***78.25***		***14:28:06.406***

P28 113 TBSR Alex WATSON — Yamaha -

IDEAL LAP TIME : 2:15.934 BEST LAP TIME : 2:15.934 DIFFERENCE : 0.000

LAP	SECTOR 1	SECTOR 2	LAP TIME		MPH	DIFF	TIME OF DAY
1 -		47.782	2:34.094		69.36	18.160	14:14:25.745
2 -	1:31.817	46.327	2:18.144		77.36	2.210	14:16:43.889
3 -	1:31.661	46.873	2:18.534		77.15	2.600	14:19:02.423
4 -	1:31.925	46.386	2:18.311		77.27	2.377	14:21:20.734
5 -	1:31.689	46.307	2:17.996	**(3)**	77.45	2.062	14:23:38.730
6 -	1:30.791	45.412	2:16.203	**(2)**	78.47	0.269	14:25:54.933
7 -	***1:30.591***	***45.343***	***2:15.934***	**(1)**	***78.62***		***14:28:10.867***

P29 62 RMT Ben MITCHELL — Suzuki -

IDEAL LAP TIME : 2:17.378 BEST LAP TIME : 2:18.165 DIFFERENCE : 0.787

LAP	SECTOR 1	SECTOR 2	LAP TIME		MPH	DIFF	TIME OF DAY
1 -		47.337	2:31.592		70.50	13.427	14:14:23.243
2 -	1:31.990	46.517	2:18.507	**(3)**	77.16	0.342	14:16:41.750
3 -	1:33.214	46.433	2:19.647		76.53	1.482	14:19:01.397
4 -	***1:31.487***	46.678	***2:18.165***	**(1)**	***77.35***		***14:21:19.562***
5 -	1:31.803	46.479	2:18.282	**(2)**	77.29	0.117	14:23:37.844
6 -	1:31.880	46.791	2:18.671		77.07	0.506	14:25:56.515
7 -	1:32.768	***45.891***	2:18.659		77.08	0.494	14:28:15.174

P30 76 RMT Phillip RODGERS — Suzuki -

IDEAL LAP TIME : 2:20.121 BEST LAP TIME : 2:20.222 DIFFERENCE : 0.101

LAP	SECTOR 1	SECTOR 2	LAP TIME		MPH	DIFF	TIME OF DAY
1 -		47.985	2:32.562		70.05	12.340	14:14:24.213
2 -	1:33.637	47.730	2:21.367		75.60	1.145	14:16:45.580
3 -	1:33.301	47.505	2:20.806	**(2)**	75.90	0.584	14:19:06.386
4 -	1:33.525	***47.463***	2:20.988	**(3)**	75.80	0.766	14:21:27.374
5 -	***1:32.658***	47.564	***2:20.222***	**(1)**	***76.22***		***14:23:47.596***
6 -	1:34.426	48.112	2:22.538		74.98	2.316	14:26:10.134
7 -	1:34.279	47.720	2:21.999		75.26	1.777	14:28:32.133

P31 56 RMT Ed GRANTHAM — Suzuki - eb7 Bright Thinking Property Development

IDEAL LAP TIME : 2:19.281 BEST LAP TIME : 2:19.606 DIFFERENCE : 0.325

LAP	SECTOR 1	SECTOR 2	LAP TIME		MPH	DIFF	TIME OF DAY
1 -		48.462	2:36.994		68.07	17.388	14:14:28.645
2 -	1:33.803	49.707	2:23.510		74.47	3.904	14:16:52.155
3 -	1:34.132	48.303	2:22.435		75.03	2.829	14:19:14.590
4 -	1:34.259	48.439	2:22.698		74.90	3.092	14:21:37.288
5 -	1:33.649	48.656	2:22.305	**(3)**	75.10	2.699	14:23:59.593
6 -	1:33.398	***46.485***	2:19.883	**(2)**	76.40	0.277	14:26:19.476
7 -	***1:32.796***	46.810	***2:19.606***	**(1)**	***76.55***		***14:28:39.082***

P32 23 TBS Claire BECKETT — Suzuki - Cowpers Oak

IDEAL LAP TIME : 2:19.535 BEST LAP TIME : 2:19.535 DIFFERENCE : 0.000

LAP	SECTOR 1	SECTOR 2	LAP TIME		MPH	DIFF	TIME OF DAY
1 -		48.240	2:35.935		68.54	16.400	14:14:27.586
2 -	1:34.696	48.770	2:23.466		74.49	3.931	14:16:51.052
3 -	1:35.000	47.982	2:22.982		74.75	3.447	14:19:14.034
4 -	1:34.245	48.444	2:22.689		74.90	3.154	14:21:36.723
5 -	1:33.936	48.317	2:22.253	**(3)**	75.13	2.718	14:23:58.976
6 -	1:34.357	47.605	2:21.962	**(2)**	75.28	2.427	14:26:20.938
7 -	***1:32.863***	***46.672***	***2:19.535***	**(1)**	***76.59***		***14:28:40.473***

Weather / Track : Cloudy / Dry

Snetterton 300
Circuit Length = 2.9689 miles
Start: 14:11 Flag 14:26 End: 14:29

BMCRC - MRO Championships 2017 - Rnd 10 @ Snetterton 300

Thunderbike Sport & BMCRC Rookie Minitwins

RACE 8 - SECTOR ANALYSIS

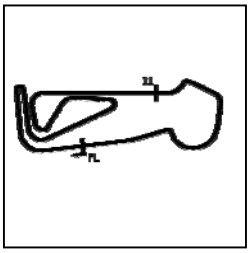

SECTOR 1 = FL to I1, SECTOR 2 = I1 to FL, DIFF = Difference To Personal Best Lap, P = Crossed Finish Line in Pit Lane, D = Time Disallowed

P33 50 TBS Paul ROBSON Suzuki -

IDEAL LAP TIME : 2:19.413 BEST LAP TIME : 2:19.413 DIFFERENCE : 0.000

LAP	SECTOR 1	SECTOR 2	LAP TIME	MPH	DIFF	TIME OF DAY
1 -		48.420	2:33.934	69.43	14.521	14:14:25.585
2 -	1:35.005	48.554	2:23.559	74.45	4.146	14:16:49.144
3 -	1:35.584	48.550	2:24.134	74.15	4.721	14:19:13.278
4 -	1:36.642	48.142	2:24.784	73.82	5.371	14:21:38.062
5 -	1:33.722	47.918	2:21.640 **(2)**	75.45	2.227	14:23:59.702
6 -	1:34.168	47.969	2:22.137 **(3)**	75.19	2.724	14:26:21.839
7 -	***1:32.495***	***46.918***	***2:19.413*** **(1)**	***76.66***		***14:28:41.252***

P34 59 RMT Benn RIDGWELL Suzuki -

IDEAL LAP TIME : 2:21.618 BEST LAP TIME : 2:22.035 DIFFERENCE : 0.417

LAP	SECTOR 1	SECTOR 2	LAP TIME	MPH	DIFF	TIME OF DAY
1 -		48.882	2:37.317	67.93	15.282	14:14:28.968
2 -	1:34.684	48.766	2:23.450	74.50	1.415	14:16:52.418
3 -	1:34.239	48.955	2:23.194	74.64	1.159	14:19:15.612
4 -	1:34.482	48.412	2:22.894 **(3)**	74.79	0.859	14:21:38.506
5 -	1:33.699	***48.336***	***2:22.035*** **(1)**	***75.24***		***14:24:00.541***
6 -	***1:33.282***	48.911	2:22.193 **(2)**	75.16	0.158	14:26:22.734
7 -	1:34.855	49.332	2:24.187	74.12	2.152	14:28:46.921

P35 16 TBS Geoff LANSDELL Suzuki - EPG Domestic

IDEAL LAP TIME : 2:26.168 BEST LAP TIME : 2:26.330 DIFFERENCE : 0.162

LAP	SECTOR 1	SECTOR 2	LAP TIME	MPH	DIFF	TIME OF DAY
1 -		51.418	2:41.720	66.09	15.390	14:14:33.371
2 -	1:37.800	49.399	2:27.199 **(3)**	72.60	0.869	14:17:00.570
3 -	***1:37.098***	49.232	***2:26.330*** **(1)**	***73.04***		***14:19:26.900***
4 -	1:38.084	50.275	2:28.359	72.04	2.029	14:21:55.259
5 -	1:37.827	49.546	2:27.373	72.52	1.043	14:24:22.632
6 -	1:37.870	49.335	2:27.205	72.60	0.875	14:26:49.837
7 -	1:37.362	***49.070***	2:26.432 **(2)**	72.99	0.102	14:29:16.269

P36 43 TBS Robert DAVIE Suzuki -

IDEAL LAP TIME : 2:28.058 BEST LAP TIME : 2:28.191 DIFFERENCE : 0.133

LAP	SECTOR 1	SECTOR 2	LAP TIME	MPH	DIFF	TIME OF DAY
1 -		50.556	2:43.895	65.21	15.704	14:14:35.546
2 -	1:38.853	49.934	2:28.787 **(2)**	71.83	0.596	14:17:04.333
3 -	***1:38.609***	49.582	***2:28.191*** **(1)**	***72.12***		***14:19:32.524***
4 -	1:38.862	50.456	2:29.318	71.57	1.127	14:22:01.842
5 -	1:39.356	***49.449***	2:28.805 **(3)**	71.82	0.614	14:24:30.647
6 -	1:38.843	50.426	2:29.269	71.60	1.078	14:26:59.916

P37 45 RMT Stuart JARVIS Suzuki -

IDEAL LAP TIME : 2:30.429 BEST LAP TIME : 2:30.730 DIFFERENCE : 0.301

LAP	SECTOR 1	SECTOR 2	LAP TIME	MPH	DIFF	TIME OF DAY
1 -		***50.495***	2:41.696	66.09	10.966	14:14:33.347
2 -	1:39.985	50.745	***2:30.730*** **(1)**	***70.90***		***14:17:04.077***
3 -	1:40.838	50.523	2:31.361 **(3)**	70.61	0.631	14:19:35.438
4 -	1:40.819	51.240	2:32.059	70.28	1.329	14:22:07.497
5 -	1:40.625	51.642	2:32.267	70.19	1.537	14:24:39.764
6 -	***1:39.934***	50.943	2:30.877 **(2)**	70.83	0.147	14:27:10.641

P38 60 RMT Adam RIDGWELL Suzuki -

IDEAL LAP TIME : 2:38.576 BEST LAP TIME : 2:39.188 DIFFERENCE : 0.612

LAP	SECTOR 1	SECTOR 2	LAP TIME	MPH	DIFF	TIME OF DAY
1 -		***53.032***	2:48.766	63.33	9.578	14:14:40.417
2 -	1:46.144	53.725	2:39.869	66.85	0.681	14:17:20.286

Weather / Track : Cloudy / Dry

Snetterton 300
Circuit Length = 2.9689 miles
Start: 14:11 Flag 14:26 End: 14:29

BMCRC - MRO Championships 2017 - Rnd 10 @ Snetterton 300

Thunderbike Sport & BMCRC Rookie Minitwins

RACE 8 - SECTOR ANALYSIS

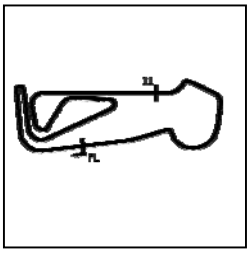

SECTOR 1 = FL to I1, SECTOR 2 = I1 to FL, DIFF = Difference To Personal Best Lap, P = Crossed Finish Line in Pit Lane, D = Time Disallowed

3 -	1:46.903	53.360	2:40.263	66.69	1.075	14:20:00.549
4 -	***1:45.544***	53.644	***2:39.188*** **(1)**	***67.14***		***14:22:39.737***
5 -	1:46.207	53.467	2:39.674 **(3)**	66.93	0.486	14:25:19.411
6 -	1:46.150	53.168	2:39.318 **(2)**	67.08	0.130	14:27:58.729

P39 101 RMT Jon BARNES Suzuki - Holder Tree Services

IDEAL LAP TIME : 2:15.119 BEST LAP TIME : 2:15.404 DIFFERENCE : 0.285

LAP	SECTOR 1	SECTOR 2	LAP TIME	MPH	DIFF	TIME OF DAY
1 -		46.807	2:30.313	71.10	14.909	14:14:21.964
2 -	***1:29.862***	45.672	2:15.534 **(2)**	78.85	0.130	14:16:37.498
3 -	1:30.147	***45.257***	***2:15.404*** **(1)**	***78.93***		***14:18:52.902***

P40 41 RMT Marc AUKETT Suzuki - Special metals fabrications

IDEAL LAP TIME : 2:33.088 BEST LAP TIME : 2:33.728 DIFFERENCE : 0.640

LAP	SECTOR 1	SECTOR 2	LAP TIME	MPH	DIFF	TIME OF DAY
1 -		***51.877***	2:46.849	64.05	13.121	14:14:38.500
2 -	***1:41.211***	52.517	***2:33.728*** **(1)**	***69.52***		***14:17:12.228***

Weather / Track : Cloudy / Dry

Snetterton 300
Circuit Length = 2.9689 miles
Start: 14:11 Flag 14:26 End: 14:29

BMCRC - MRO Championships 2017 - Rnd 10 @ Snetterton 300

Thunderbike Sport & BMCRC Rookie Minitwins

RACE 8 - BEST SECTORS

SECTOR 1				SECTOR 2			IDEAL / BEST COMPARISON					
POS	NO	NAME	TIME	NO	NAME	TIME	POS	NO	NAME	IDEAL	BEST	DIFF
									PERFECT LAP	2:06.362		
1	198	TOPPING	**1:24.315**	193	WALLIS	**42.047**	1	124	ANGLES	2:06.500	2:06.500	0.000
2	124	ANGLES	**1:24.402**	124	ANGLES	**42.098**	2	198	TOPPING	2:06.795	2:06.795	0.000
3	2	GILL	**1:24.572**	2	GILL	**42.410**	3	193	WALLIS	2:06.938	2:06.989	0.051
4	193	WALLIS	**1:24.891**	198	TOPPING	**42.480**	4	2	GILL	2:06.982	2:06.982	0.000
5	81	MAY	**1:25.062**	81	MAY	**42.564**	5	81	MAY	2:07.626	2:08.044	0.418
6	116	MAUL	**1:26.680**	116	MAUL	**43.103**	6	116	MAUL	2:09.783	2:09.783	0.000
7	21	MITCHELL	**1:27.427**	67	COE	**43.282**	7	17	DOWNES	2:11.272	2:11.928	0.656
8	17	DOWNES	**1:27.565**	96	HARRIS	**43.486**	8	67	COE	2:11.275	2:11.275	0.000
9	67	COE	**1:27.993**	17	DOWNES	**43.707**	9	21	MITCHELL	2:11.349	2:11.715	0.366
10	13	GREEN	**1:28.375**	21	MITCHELL	**43.922**	10	96	HARRIS	2:11.905	2:11.905	0.000
11	96	HARRIS	**1:28.419**	155	HARRIS	**44.365**	11	13	GREEN	2:12.839	2:12.913	0.074
12	90	WATSON	**1:28.547**	69	HUSKINSON	**44.414**	12	155	HARRIS	2:12.968	2:13.267	0.299
13	155	HARRIS	**1:28.603**	13	GREEN	**44.464**	13	90	WATSON	2:13.252	2:13.252	0.000
14	84	BRANCO	**1:28.713**	138	WOOD	**44.535**	14	199	CATT	2:13.369	2:13.369	0.000
15	199	CATT	**1:28.728**	123	EVANS	**44.539**	15	84	BRANCO	2:13.498	2:13.577	0.079
16	72	MILLER	**1:28.794**	199	CATT	**44.641**	16	69	HUSKINSON	2:13.554	2:14.032	0.478
17	48	WALLIS	**1:28.833**	71	CLUNE	**44.649**	17	5	INGHAM	2:13.627	2:13.627	0.000
18	5	INGHAM	**1:28.936**	5	INGHAM	**44.691**	18	138	WOOD	2:13.649	2:13.649	0.000
19	138	WOOD	**1:29.114**	90	WATSON	**44.705**	19	123	EVANS	2:13.891	2:13.891	0.000
20	69	HUSKINSON	**1:29.140**	147	WATSON	**44.750**	20	71	CLUNE	2:14.031	2:14.031	0.000
21	123	EVANS	**1:29.352**	84	BRANCO	**44.785**	21	72	MILLER	2:14.211	2:14.211	0.000
22	71	CLUNE	**1:29.382**	101	BARNES	**45.257**	22	48	WALLIS	2:14.222	2:14.516	0.294
23	83	SKEELS-PIGGINS	**1:29.492**	83	SKEELS-PIGGINS	**45.274**	23	147	WATSON	2:14.257	2:14.519	0.262
24	147	WATSON	**1:29.507**	113	WATSON	**45.343**	24	83	SKEELS-PIGGINS	2:14.766	2:15.070	0.304
25	101	BARNES	**1:29.862**	48	WALLIS	**45.389**	25	101	BARNES	2:15.119	2:15.404	0.285
26	57	FORRER	**1:30.166**	72	MILLER	**45.417**	26	57	FORRER	2:15.909	2:16.576	0.667
27	92	JACKSON	**1:30.360**	25	DAY	**45.548**	27	113	WATSON	2:15.934	2:15.934	0.000
28	25	DAY	**1:30.391**	92	JACKSON	**45.611**	28	25	DAY	2:15.939	2:16.060	0.121
29	113	WATSON	**1:30.591**	57	FORRER	**45.743**	29	92	JACKSON	2:15.971	2:16.311	0.340
30	62	MITCHELL	**1:31.487**	62	MITCHELL	**45.891**	30	62	MITCHELL	2:17.378	2:18.165	0.787
31	50	ROBSON	**1:32.495**	56	GRANTHAM	**46.485**	31	56	GRANTHAM	2:19.281	2:19.606	0.325
32	76	RODGERS	**1:32.658**	23	BECKETT	**46.672**	32	50	ROBSON	2:19.413	2:19.413	0.000
33	56	GRANTHAM	**1:32.796**	50	ROBSON	**46.918**	33	23	BECKETT	2:19.535	2:19.535	0.000
34	23	BECKETT	**1:32.863**	76	RODGERS	**47.463**	34	76	RODGERS	2:20.121	2:20.222	0.101
35	59	RIDGWELL	**1:33.282**	59	RIDGWELL	**48.336**	35	59	RIDGWELL	2:21.618	2:22.035	0.417
36	16	LANSDELL	**1:37.098**	16	LANSDELL	**49.070**	36	16	LANSDELL	2:26.168	2:26.330	0.162
37	43	DAVIE	**1:38.609**	43	DAVIE	**49.449**	37	43	DAVIE	2:28.058	2:28.191	0.133
38	45	JARVIS	**1:39.934**	45	JARVIS	**50.495**	38	45	JARVIS	2:30.429	2:30.730	0.301
39	41	AUKETT	**1:41.211**	41	AUKETT	**51.877**	39	41	AUKETT	2:33.088	2:33.728	0.640
40	60	RIDGWELL	**1:45.544**	60	RIDGWELL	**53.032**	40	60	RIDGWELL	2:38.576	2:39.188	0.612

Weather / Track : Cloudy / Dry

Snetterton 300
Circuit Length = 2.9689 miles
Start: 14:11 Flag 14:26 End: 14:29

Results can be found at www.tsl-timing.com

Printed - 14:30 Sunday, 08 October 2017

BMCRC - MRO Championships 2017 - Rnd 10 @ Snetterton 300

Thunderbike Sport & BMCRC Rookie Minitwins

RACE 17 - GRID (5 Laps)

ROW 14	1		1		40	83	Talan SKEELS-PIGGINS	2:15.070	
ROW 13	39	116	Stephen MAUL	38	124	Jed ANGLES	37	60	Adam RIDGWELL 2:39.188
ROW 12	36	41	Marc AUKETT 2:33.728	35	45	Stuart JARVIS 2:30.730	34	43	Robert DAVIE 2:28.191
ROW 11	33	16	Geoff LANSDELL 2:26.330	32	59	Benn RIDGWELL 2:22.035	31	76	Phillip RODGERS 2:20.222
ROW 10	30	56	Ed GRANTHAM 2:19.606	29	23	Claire BECKETT 2:19.535	28	50	Paul ROBSON 2:19.413
ROW 9	27	62	Ben MITCHELL 2:18.165	26	57	Ludo FORRER 2:16.576	25	92	Michael JACKSON 2:16.311
ROW 8	24	25	Harrison DAY 2:16.060	23	113	Alex WATSON 2:15.934	22	101	Jon BARNES 2:15.404
ROW 7	21	147	Thomas WATSON 2:14.519	20	48	Shaun WALLIS 2:14.516	19	72	Kevin MILLER 2:14.211
ROW 6	18	69	Danny HUSKINSON 2:14.032	17	71	Colin CLUNE 2:14.031	16	123	Tham EVANS 2:13.891
ROW 5	15	138	Hayden WOOD 2:13.649	14	5	Martin INGHAM 2:13.627	13	84	Ricardo BRANCO 2:13.577
ROW 4	12	199	Ben CATT 2:13.369	11	155	Richard HARRIS 2:13.267	10	90	Edward WATSON 2:13.252
ROW 3	9	13	Wil GREEN 2:12.913	8	17	Charlie DOWNES 2:11.928	7	96	Dan HARRIS 2:11.905
ROW 2	6	21	Carl MITCHELL 2:11.715	5	67	Tony COE 2:11.275	4	81	Malvern MAY 2:08.044
ROW 1	3	193	Jack WALLIS 2:06.989	2	2	Andrew GILL 2:06.982	1	198	Steven TOPPING 2:06.795

Pole

Snetterton 300
Circuit Length = 2.9689 miles

These results are provisional until the conclusion of any judicial and technical matters.

Clerk Of Course :		Timekeeper :

Results can be found at www.tsl-timing.com

Printed - 15:02 Sunday, 08 October 2017

BMCRC - MRO Championships 2017 - Rnd 10 @ Snetterton 300

Thunderbike Sport & BMCRC Rookie Minitwins

RACE 17 - CLASSIFICATION

POS	NO	CL	PIC	NAME	ENTRY	LAPS	TIME	GAP	DIFF	MPH	BEST	ON
1	**2**	TBS	1	Andrew GILL	Yamaha -	**5**	10:40.521			83.43	**2:06.196**	5
2	**198**	TBS	2	Steven TOPPING	Yamaha -	**5**	10:40.782	**0.261**	0.261	83.39	**2:05.753**	5
3	**193**	TBS	3	Jack WALLIS	Suzuki - Grumpdad and Watling Tyres	**5**	10:50.045	**9.524**	9.263	82.21	**2:08.483**	4
4	**67**	TBS	4	Tony COE	Yamaha -	**5**	11:06.758	**26.237**	16.713	80.14	**2:11.893**	5
5	**81**	TBS	5	Malvern MAY	Ducati -	**5**	11:08.424	**27.903**	1.666	79.94	**2:08.363**	5
6	**84**	TBS	6	Ricardo BRANCO	Suzuki -	**5**	11:08.498	**27.977**	0.074	79.94	**2:11.860**	5
7	**13**	RMT	1	Wil GREEN	Suzuki - Faith Fueled Racing	**5**	11:09.182	**28.661**	0.684	79.85	**2:11.886**	2
8	**90**	RMT	2	Edward WATSON	Suzuki - TEA Time Racing	**5**	11:12.937	**32.416**	3.755	79.41	**2:12.290**	4
9	**96**	RMT	3	Dan HARRIS	Suzuki - HP Racing	**5**	11:13.921	**33.400**	0.984	79.29	**2:10.511**	4
10	**123**	TBS	7	Tham EVANS	Honda - Vanilla Electronics / GF racing	**5**	11:14.176	**33.655**	0.255	79.26	**2:10.600**	4
11	**101**	RMT	4	Jon BARNES	Suzuki - Holder Tree Services	**5**	11:14.929	**34.408**	0.753	79.17	**2:12.791**	4
12	**138**	TBS	8	Hayden WOOD	Kawasaki -	**5**	11:16.554	**36.033**	1.625	78.98	**2:13.201**	4
13	**71**	TBS	9	Colin CLUNE	Suzuki -	**5**	11:20.791	**40.270**	4.237	78.49	**2:13.390**	4
14	**147**	TBS	10	Thomas WATSON	Suzuki - Motorsportdays.com TEA Time Racing	**5**	11:25.513	**44.992**	4.722	77.95	**2:14.337**	2
15	**5**	TBSR	1	Martin INGHAM	Honda - Oadby M/C's	**5**	11:26.880	**46.359**	1.367	77.80	**2:14.133**	5
16	**72**	TBS	11	Kevin MILLER	Suzuki - Mechanical Air Supplies Ltd	**5**	11:27.428	**46.907**	0.548	77.73	**2:13.329**	5
17	**48**	TBS	12	Shaun WALLIS	Suzuki - Watling Tyres	**5**	11:30.605	**50.084**	3.177	77.38	**2:14.193**	5
18	**57**	RMT	5	Ludo FORRER	Suzuki -	**5**	11:33.109	**52.588**	2.504	77.10	**2:15.429**	4
19	**92**	RMT	6	Michael JACKSON	Suzuki -	**5**	11:33.210	**52.689**	0.101	77.09	**2:15.393**	5
20	**25**	TBS	13	Harrison DAY	Suzuki -	**5**	11:33.234	**52.713**	0.024	77.08	**2:15.703**	4
21	**199**	TBS	14	Ben CATT	Suzuki -	**5**	11:33.748	**53.227**	0.514	77.03	**2:15.559**	5
22	**113**	TBSR	2	Alex WATSON	Yamaha -	**5**	11:41.530	**1:01.009**	7.782	76.17	**2:16.748**	5
23	**56**	RMT	7	Ed GRANTHAM	Suzuki - eb7 Bright Thinking Property Development	**5**	11:42.802	**1:02.281**	1.272	76.03	**2:16.565**	4
24	**76**	RMT	8	Phillip RODGERS	Suzuki -	**5**	11:43.109	**1:02.588**	0.307	76.00	**2:18.239**	2
25	**23**	TBS	15	Claire BECKETT	Suzuki - Cowpers Oak	**5**	11:43.977	**1:03.456**	0.868	75.91	**2:17.181**	5
26	**16**	TBS	16	Geoff LANSDELL	Suzuki - EPG Domestic	**5**	12:07.689	**1:27.168**	23.712	73.43	**2:23.267**	2
27	**59**	RMT	9	Benn RIDGWELL	Suzuki -	**5**	12:08.902	**1:28.381**	1.213	73.31	**2:22.890**	2
28	**62**	RMT	10	Ben MITCHELL	Suzuki -	**5**	12:11.646	**1:31.125**	2.744	73.04	**2:23.631**	4
29	**45**	RMT	11	Stuart JARVIS	Suzuki -	**5**	12:35.571	**1:55.050**	23.925	70.72	**2:28.811**	5
30	**43**	TBS	17	Robert DAVIE	Suzuki -	**5**	12:40.081	**1:59.560**	4.510	70.30	**2:29.005**	4
31	**41**	RMT	12	Marc AUKETT	Suzuki - Special metals fabrications	**5**	13:03.855	**2:23.334**	23.774	68.17	**2:33.694**	2
32	**60**	RMT	13	Adam RIDGWELL	Suzuki -	**4**	10:51.978	**1 Lap**	1 Lap	65.57	**2:39.029**	4
					NOT CLASSIFIED							
DNF	**17**	RMT		Charlie DOWNES	Suzuki - Moremoto GKW Plumbtech	**2**	4:31.771	**3 Laps**	2 Laps	78.65	**2:11.836**	2

FASTEST LAP

198	TBS	Steven TOPPING	Yamaha -	**5**	2:05.753	84.99 mph	136.78 kph
96	RMT	Dan HARRIS	Suzuki - HP Racing	**4**	2:10.511	81.89 mph	131.79 kph
5	TBSR	Martin INGHAM	Honda - Oadby M/C's	**5**	2:14.133	79.68 mph	128.23 kph

Class TBS - 90% of Race Speed = 75.08 mph
Class RMT - 90% of Race Speed = 71.86 mph
Class TBSR - 90% of Race Speed = 70.02 mph

Snetterton 300
Circuit Length = 2.9689 miles
Start: 16:59 Flag 17:09 End: 17:12

Weather / Track : Cloudy / Dry
These results are provisional until the conclusion of any judicial and technical matters.

Clerk Of Course :		Timekeeper :

Results can be found at www.tsl-timing.com

Printed - 17:12 Sunday, 08 October 2017

BMCRC - MRO Championships 2017 - Rnd 10 @ Snetterton 300

Thunderbike Sport & BMCRC Rookie Minitwins

RACE 17 - LAP CHART

LAP 1 @ 17:01:23.095

NO	BEHIND	LAP TIME
2		2:14.403
198	0.333	2:14.736
193	0.765	2:15.168
84	3.192	2:17.595
67	3.896	2:18.299
13	5.524	2:19.927
17	5.532	2:19.935
90	7.455	2:21.858
101	7.746	2:22.149
138	8.380	2:22.783
123	8.473	2:22.876
147	9.186	2:23.589
96	9.239	2:23.642
71	9.455	2:23.858
5	10.830	2:25.233
48	12.528	2:26.931
199	12.717	2:27.120
57	12.900	2:27.303
81	12.960	2:27.363
72	13.277	2:27.680
25	13.516	2:27.919
92	14.049	2:28.452
23	14.921	2:29.324
76	15.513	2:29.916
113	16.283	2:30.686
56	16.613	2:31.016
16	19.485	2:33.888
59	20.490	2:34.893
62	20.813	2:35.216
45	22.348	2:36.751
43	27.410	2:41.813
41	30.901	2:45.304
60	35.378	2:49.781

LAP 2 @ 17:03:29.722

NO	BEHIND	LAP TIME
2		2:06.627
198	0.735	2:07.029
193	2.654	2:08.516
67	9.408	2:12.139
84	10.239	2:13.674
17	10.741	2:11.836
13	10.783	2:11.886
90	13.393	2:12.565
101	14.722	2:13.603
138	15.101	2:13.348
123	15.165	2:13.319
147	16.896	2:14.337
96	16.951	2:14.339
71	17.926	2:15.098
81	18.479	2:12.146
5	19.883	2:15.680
48	22.866	2:16.965
57	22.918	2:16.645
72	23.080	2:16.430
92	23.881	2:16.459
199	23.892	2:17.802
25	24.005	2:17.116
76	27.125	2:18.239
23	27.822	2:19.528
113	28.202	2:18.546
56	28.401	2:18.415
16	36.125	2:23.267
59	36.753	2:22.890
62	38.137	2:23.951
45	44.980	2:29.259
43	50.661	2:29.878
41	57.968	2:33.694
60	1:10.833	2:42.082

LAP 3 @ 17:05:36.477

NO	BEHIND	LAP TIME
2		2:06.755
198	0.523	2:06.543
193	5.135	2:09.236
67	14.935	2:12.282
84	16.224	2:12.740
13	16.804	2:12.776
90	19.616	2:12.978
101	21.470	2:13.503
123	21.791	2:13.381
138	22.182	2:13.836
81	22.477	2:10.753
96	24.224	2:14.028
147	25.203	2:15.062
71	25.716	2:14.545
5	30.340	2:17.212
72	30.571	2:14.246
48	32.934	2:16.823
92	33.881	2:16.755
57	33.967	2:17.804
25	34.039	2:16.789
199	34.435	2:17.298
76	38.736	2:18.366
113	39.144	2:17.697
23	40.244	2:19.177
56	40.667	2:19.021
16	53.075	2:23.705
59	53.695	2:23.697
62	56.219	2:24.837
45	1:08.655	2:30.430
43	1:13.805	2:29.899
41	1:25.014	2:33.801
60	1:45.164	2:41.086

LAP 4 @ 17:07:43.017

NO	BEHIND	LAP TIME
2		2:06.540
198	0.704	2:06.721
193	7.078	2:08.483
67	20.540	2:12.145
84	22.313	2:12.629
13	22.735	2:12.471
90	25.366	2:12.290
81	25.736	2:09.799
123	25.851	2:10.600
101	27.721	2:12.791
96	28.195	2:10.511
138	28.843	2:13.201
71	32.566	2:13.390
147	33.947	2:15.284
5	38.422	2:14.622
72	39.774	2:15.743
48	42.087	2:15.693
57	42.856	2:15.429
25	43.202	2:15.703
92	43.492	2:16.151
199	43.864	2:15.969
113	50.457	2:17.853
76	50.488	2:18.292
56	50.692	2:16.565
23	52.471	2:18.767
16	1:09.840	2:23.305
59	1:10.444	2:23.289
62	1:13.310	2:23.631
45	1:32.435	2:30.320
43	1:36.270	2:29.005
41	1:53.180	2:34.706

LAP 5 @ 17:09:49.213

NO	BEHIND	LAP TIME
2		2:06.196
198	0.261	2:05.753
193	9.524	2:08.642
60	1 Lap	2:39.029
67	26.237	2:11.893
81	27.903	2:08.363
84	27.977	2:11.860
13	28.661	2:12.122
90	32.416	2:13.246
96	33.400	2:11.401
123	33.655	2:14.000
101	34.408	2:12.883
138	36.033	2:13.386
71	40.270	2:13.900
147	44.992	2:17.241
5	46.359	2:14.133
72	46.907	2:13.329
48	50.084	2:14.193
57	52.588	2:15.928
92	52.689	2:15.393
25	52.713	2:15.707
199	53.227	2:15.559
113	1:01.009	2:16.748
56	1:02.281	2:17.785
76	1:02.588	2:18.296
23	1:03.456	2:17.181
16	1:27.168	2:23.524
59	1:28.381	2:24.133
62	1:31.125	2:24.011
45	1:55.050	2:28.811
43	1:59.560	2:29.486
41	2:23.334	2:36.350

Weather / Track : Cloudy / Dry

Snetterton 300
Circuit Length = 2.9689 miles
Start: 16:59 Flag 17:09 End: 17:12

Results can be found at www.tsl-timing.com

Printed - 17:15 Sunday, 08 October 2017

BMCRC - MRO Championships 2017 - Rnd 10 @ Snetterton 300

Thunderbike Sport & BMCRC Rookie Minitwins

RACE 17 - SECTOR ANALYSIS

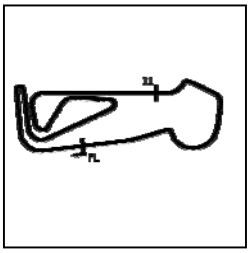

SECTOR 1 = FL to I1, SECTOR 2 = I1 to FL, DIFF = Difference To Personal Best Lap, P = Crossed Finish Line in Pit Lane, D = Time Disallowed

P1 2 TBS Andrew GILL Yamaha -

IDEAL LAP TIME : 2:06.196 BEST LAP TIME : 2:06.196 DIFFERENCE : 0.000

LAP	SECTOR 1	SECTOR 2	LAP TIME		MPH	DIFF	TIME OF DAY
1 -		42.634	2:14.403		79.52	8.207	17:01:23.095
2 -	1:24.203	42.424	2:06.627	(3)	84.40	0.431	17:03:29.722
3 -	1:24.401	42.354	2:06.755		84.32	0.559	17:05:36.477
4 -	1:24.197	42.343	2:06.540	(2)	84.46	0.344	17:07:43.017
5 -	***1:24.001***	***42.195***	***2:06.196***	**(1)**	***84.69***		***17:09:49.213***

P2 198 TBS Steven TOPPING Yamaha -

IDEAL LAP TIME : 2:05.753 BEST LAP TIME : 2:05.753 DIFFERENCE : 0.000

LAP	SECTOR 1	SECTOR 2	LAP TIME		MPH	DIFF	TIME OF DAY
1 -		43.247	2:14.736		79.32	8.983	17:01:23.428
2 -	1:24.420	42.609	2:07.029		84.13	1.276	17:03:30.457
3 -	1:23.897	42.646	2:06.543	(2)	84.46	0.790	17:05:37.000
4 -	1:24.683	42.038	2:06.721	(3)	84.34	0.968	17:07:43.721
5 -	***1:23.779***	***41.974***	***2:05.753***	**(1)**	***84.99***		***17:09:49.474***

P3 193 TBS Jack WALLIS Suzuki - Grumpdad and Watling Tyres

IDEAL LAP TIME : 2:08.214 BEST LAP TIME : 2:08.483 DIFFERENCE : 0.269

LAP	SECTOR 1	SECTOR 2	LAP TIME		MPH	DIFF	TIME OF DAY
1 -		***42.773***	2:15.168		79.07	6.685	17:01:23.860
2 -	***1:25.441***	43.075	2:08.516	(2)	83.16	0.033	17:03:32.376
3 -	1:26.142	43.094	2:09.236		82.70	0.753	17:05:41.612
4 -	1:25.494	42.989	***2:08.483***	**(1)**	***83.18***		***17:07:50.095***
5 -	1:25.501	43.141	2:08.642	(3)	83.08	0.159	17:09:58.737

P4 67 TBS Tony COE Yamaha -

IDEAL LAP TIME : 2:11.741 BEST LAP TIME : 2:11.893 DIFFERENCE : 0.152

LAP	SECTOR 1	SECTOR 2	LAP TIME		MPH	DIFF	TIME OF DAY
1 -		***43.735***	2:18.299		77.28	6.406	17:01:26.991
2 -	***1:28.006***	44.133	2:12.139	(2)	80.88	0.246	17:03:39.130
3 -	1:28.527	43.755	2:12.282		80.79	0.389	17:05:51.412
4 -	1:28.009	44.136	2:12.145	(3)	80.88	0.252	17:08:03.557
5 -	1:28.026	43.867	***2:11.893***	**(1)**	***81.03***		***17:10:15.450***

P5 81 TBS Malvern MAY Ducati -

IDEAL LAP TIME : BEST LAP TIME : 2:08.363 DIFFERENCE :

LAP	SECTOR 1	SECTOR 2	LAP TIME		MPH	DIFF	TIME OF DAY
1 -			2:27.363		72.52	19.000	17:01:36.055
2 -			2:12.146		80.88	3.783	17:03:48.201
3 -			2:10.753	(3)	81.74	2.390	17:05:58.954
4 -			2:09.799	(2)	82.34	1.436	17:08:08.753
5 -			***2:08.363***	**(1)**	***83.26***		***17:10:17.116***

P6 84 TBS Ricardo BRANCO Suzuki -

IDEAL LAP TIME : 2:11.370 BEST LAP TIME : 2:11.860 DIFFERENCE : 0.490

LAP	SECTOR 1	SECTOR 2	LAP TIME		MPH	DIFF	TIME OF DAY
1 -		***43.772***	2:17.595		77.67	5.735	17:01:26.287
2 -	1:28.924	44.750	2:13.674		79.95	1.814	17:03:39.961
3 -	1:28.548	44.192	2:12.740	(3)	80.51	0.880	17:05:52.701
4 -	1:28.379	44.250	2:12.629	(2)	80.58	0.769	17:08:05.330
5 -	***1:27.598***	44.262	***2:11.860***	**(1)**	***81.05***		***17:10:17.190***

P7 13 RMT Wil GREEN Suzuki - Faith Fueled Racing

IDEAL LAP TIME : 2:11.722 BEST LAP TIME : 2:11.886 DIFFERENCE : 0.164

LAP	SECTOR 1	SECTOR 2	LAP TIME	MPH	DIFF	TIME OF DAY

Weather / Track : Cloudy / Dry

Snetterton 300
Circuit Length = 2.9689 miles
Start: 16:59 Flag 17:09 End: 17:12

BMCRC - MRO Championships 2017 - Rnd 10 @ Snetterton 300

Thunderbike Sport & BMCRC Rookie Minitwins

RACE 17 - SECTOR ANALYSIS

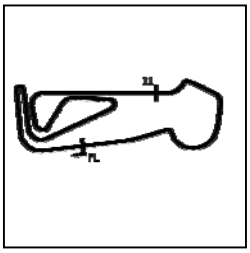

SECTOR 1 = FL to I1, SECTOR 2 = I1 to FL, DIFF = Difference To Personal Best Lap, P = Crossed Finish Line in Pit Lane, D = Time Disallowed

1 -		44.114	2:19.927		76.38	8.041	17:01:28.619
2 -	1:27.916	***43.970***	***2:11.886***	**(1)**	***81.04***		***17:03:40.505***
3 -	1:28.784	43.992	2:12.776		80.49	0.890	17:05:53.281
4 -	1:28.041	44.430	2:12.471	**(3)**	80.68	0.585	17:08:05.752
5 -	***1:27.752***	44.370	2:12.122	**(2)**	80.89	0.236	17:10:17.874

P8 90 RMT Edward WATSON

Suzuki - TEA Time Racing

IDEAL LAP TIME : 2:12.131 BEST LAP TIME : 2:12.290 DIFFERENCE : 0.159

LAP	SECTOR 1	SECTOR 2	LAP TIME		MPH	DIFF	TIME OF DAY
1 -		45.097	2:21.858		75.34	9.568	17:01:30.550
2 -	***1:28.087***	44.478	2:12.565	**(2)**	80.62	0.275	17:03:43.115
3 -	1:28.428	44.550	2:12.978	**(3)**	80.37	0.688	17:05:56.093
4 -	1:28.246	***44.044***	***2:12.290***	**(1)**	***80.79***		***17:08:08.383***
5 -	1:28.668	44.578	2:13.246		80.21	0.956	17:10:21.629

P9 96 RMT Dan HARRIS

Suzuki - HP Racing

IDEAL LAP TIME : 2:10.283 BEST LAP TIME : 2:10.511 DIFFERENCE : 0.228

LAP	SECTOR 1	SECTOR 2	LAP TIME		MPH	DIFF	TIME OF DAY
1 -		45.036	2:23.642		74.40	13.131	17:01:32.334
2 -	1:29.995	44.344	2:14.339		79.56	3.828	17:03:46.673
3 -	1:30.526	***43.502***	2:14.028	**(3)**	79.74	3.517	17:06:00.701
4 -	1:26.967	43.544	***2:10.511***	**(1)**	***81.89***		***17:08:11.212***
5 -	***1:26.781***	44.620	2:11.401	**(2)**	81.33	0.890	17:10:22.613

P10 123 TBS Tham EVANS

Honda - Vanilla Electronics / GF racing

IDEAL LAP TIME : 2:10.600 BEST LAP TIME : 2:10.600 DIFFERENCE : 0.000

LAP	SECTOR 1	SECTOR 2	LAP TIME		MPH	DIFF	TIME OF DAY
1 -		44.925	2:22.876		74.80	12.276	17:01:31.568
2 -	1:28.602	44.717	2:13.319	**(2)**	80.16	2.719	17:03:44.887
3 -	1:29.152	44.229	2:13.381	**(3)**	80.13	2.781	17:05:58.268
4 -	***1:27.035***	***43.565***	***2:10.600***	**(1)**	***81.83***		***17:08:08.868***
5 -	1:28.773	45.227	2:14.000		79.76	3.400	17:10:22.868

P11 101 RMT Jon BARNES

Suzuki - Holder Tree Services

IDEAL LAP TIME : 2:12.552 BEST LAP TIME : 2:12.791 DIFFERENCE : 0.239

LAP	SECTOR 1	SECTOR 2	LAP TIME		MPH	DIFF	TIME OF DAY
1 -		44.472	2:22.149		75.18	9.358	17:01:30.841
2 -	1:29.016	44.587	2:13.603		79.99	0.812	17:03:44.444
3 -	1:29.358	***44.145***	2:13.503	**(3)**	80.05	0.712	17:05:57.947
4 -	***1:28.407***	44.384	***2:12.791***	**(1)**	***80.48***		***17:08:10.738***
5 -	1:28.533	44.350	2:12.883	**(2)**	80.43	0.092	17:10:23.621

P12 138 TBS Hayden WOOD

Kawasaki -

IDEAL LAP TIME : 2:12.941 BEST LAP TIME : 2:13.201 DIFFERENCE : 0.260

LAP	SECTOR 1	SECTOR 2	LAP TIME		MPH	DIFF	TIME OF DAY
1 -		44.470	2:22.783		74.85	9.582	17:01:31.475
2 -	***1:28.477***	44.871	2:13.348	**(2)**	80.15	0.147	17:03:44.823
3 -	1:29.372	***44.464***	2:13.836		79.85	0.635	17:05:58.659
4 -	1:28.544	44.657	***2:13.201***	**(1)**	***80.24***		***17:08:11.860***
5 -	1:28.604	44.782	2:13.386	**(3)**	80.12	0.185	17:10:25.246

P13 71 TBS Colin CLUNE

Suzuki -

IDEAL LAP TIME : 2:13.390 BEST LAP TIME : 2:13.390 DIFFERENCE : 0.000

LAP	SECTOR 1	SECTOR 2	LAP TIME		MPH	DIFF	TIME OF DAY
1 -		44.513	2:23.858		74.29	10.468	17:01:32.550
2 -	1:29.836	45.262	2:15.098		79.11	1.708	17:03:47.648
3 -	1:29.716	44.829	2:14.545	**(3)**	79.43	1.155	17:06:02.193
4 -	***1:29.079***	***44.311***	***2:13.390***	**(1)**	***80.12***		***17:08:15.583***

Weather / Track : Cloudy / Dry

Snetterton 300
Circuit Length = 2.9689 miles
Start: 16:59 Flag 17:09 End: 17:12

BMCRC - MRO Championships 2017 - Rnd 10 @ Snetterton 300

Thunderbike Sport & BMCRC Rookie Minitwins

RACE 17 - SECTOR ANALYSIS

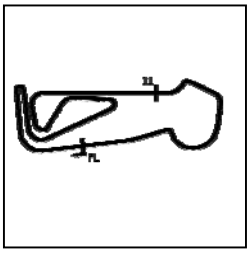

SECTOR 1 = FL to I1, SECTOR 2 = I1 to FL, DIFF = Difference To Personal Best Lap, P = Crossed Finish Line in Pit Lane, D = Time Disallowed

5 -	1:29.270	44.630	2:13.900	**(2)**	79.82	0.510	17:10:29.483

P14 147 TBS Thomas WATSON Suzuki - Motorsportdays.com TEA Time Racing

IDEAL LAP TIME : 2:14.330 BEST LAP TIME : 2:14.337 DIFFERENCE : 0.007

LAP	SECTOR 1	SECTOR 2	LAP TIME		MPH	DIFF	TIME OF DAY
1 -		***44.917***	2:23.589		74.43	9.252	17:01:32.281
2 -	***1:29.413***	44.924	***2:14.337***	**(1)**	***79.56***		***17:03:46.618***
3 -	1:29.945	45.117	2:15.062	**(2)**	79.13	0.725	17:06:01.680
4 -	1:30.161	45.123	2:15.284	**(3)**	79.00	0.947	17:08:16.964
5 -	1:31.713	45.528	2:17.241		77.87	2.904	17:10:34.205

P15 5 TBSR Martin INGHAM Honda - Oadby M/C's

IDEAL LAP TIME : 2:14.133 BEST LAP TIME : 2:14.133 DIFFERENCE : 0.000

LAP	SECTOR 1	SECTOR 2	LAP TIME		MPH	DIFF	TIME OF DAY
1 -		45.274	2:25.233		73.59	11.100	17:01:33.925
2 -	1:29.635	46.045	2:15.680	**(3)**	78.77	1.547	17:03:49.605
3 -	1:31.119	46.093	2:17.212		77.89	3.079	17:06:06.817
4 -	1:29.852	44.770	2:14.622	**(2)**	79.39	0.489	17:08:21.439
5 -	***1:29.581***	***44.552***	***2:14.133***	**(1)**	***79.68***		***17:10:35.572***

P16 72 TBS Kevin MILLER Suzuki - Mechanical Air Supplies Ltd

IDEAL LAP TIME : 2:12.599 BEST LAP TIME : 2:13.329 DIFFERENCE : 0.730

LAP	SECTOR 1	SECTOR 2	LAP TIME		MPH	DIFF	TIME OF DAY
1 -		46.769	2:27.680		72.37	14.351	17:01:36.372
2 -	1:30.981	45.449	2:16.430		78.34	3.101	17:03:52.802
3 -	***1:28.240***	46.006	2:14.246	**(2)**	79.61	0.917	17:06:07.048
4 -	1:30.500	45.243	2:15.743	**(3)**	78.73	2.414	17:08:22.791
5 -	1:28.970	***44.359***	***2:13.329***	**(1)**	***80.16***		***17:10:36.120***

P17 48 TBS Shaun WALLIS Suzuki - Watling Tyres

IDEAL LAP TIME : 2:14.193 BEST LAP TIME : 2:14.193 DIFFERENCE : 0.000

LAP	SECTOR 1	SECTOR 2	LAP TIME		MPH	DIFF	TIME OF DAY
1 -		46.821	2:26.931		72.74	12.738	17:01:35.623
2 -	1:30.192	46.773	2:16.965		78.03	2.772	17:03:52.588
3 -	1:30.998	45.825	2:16.823	**(3)**	78.11	2.630	17:06:09.411
4 -	1:29.569	46.124	2:15.693	**(2)**	78.76	1.500	17:08:25.104
5 -	***1:28.954***	***45.239***	***2:14.193***	**(1)**	***79.64***		***17:10:39.297***

P18 57 RMT Ludo FORRER Suzuki -

IDEAL LAP TIME : 2:15.429 BEST LAP TIME : 2:15.429 DIFFERENCE : 0.000

LAP	SECTOR 1	SECTOR 2	LAP TIME		MPH	DIFF	TIME OF DAY
1 -		46.486	2:27.303		72.55	11.874	17:01:35.995
2 -	1:31.078	45.567	2:16.645	**(3)**	78.21	1.216	17:03:52.640
3 -	1:30.925	46.879	2:17.804		77.56	2.375	17:06:10.444
4 -	***1:29.959***	***45.470***	***2:15.429***	**(1)**	***78.92***		***17:08:25.873***
5 -	1:30.234	45.694	2:15.928	**(2)**	78.63	0.499	17:10:41.801

P19 92 RMT Michael JACKSON Suzuki -

IDEAL LAP TIME : 2:15.281 BEST LAP TIME : 2:15.393 DIFFERENCE : 0.112

LAP	SECTOR 1	SECTOR 2	LAP TIME		MPH	DIFF	TIME OF DAY
1 -		46.330	2:28.452		71.99	13.059	17:01:37.144
2 -	1:30.872	45.587	2:16.459	**(3)**	78.32	1.066	17:03:53.603
3 -	1:31.049	45.706	2:16.755		78.15	1.362	17:06:10.358
4 -	***1:30.008***	46.143	2:16.151	**(2)**	78.50	0.758	17:08:26.509
5 -	1:30.120	***45.273***	***2:15.393***	**(1)**	***78.94***		***17:10:41.902***

Weather / Track : Cloudy / Dry

Snetterton 300
Circuit Length = 2.9689 miles
Start: 16:59 Flag 17:09 End: 17:12

BMCRC - MRO Championships 2017 - Rnd 10 @ Snetterton 300

Thunderbike Sport & BMCRC Rookie Minitwins

RACE 17 - SECTOR ANALYSIS

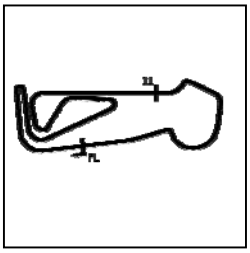

SECTOR 1 = FL to I1, SECTOR 2 = I1 to FL, DIFF = Difference To Personal Best Lap, P = Crossed Finish Line in Pit Lane, D = Time Disallowed

P20 25 TBS Harrison DAY Suzuki -

IDEAL LAP TIME : 2:15.510 BEST LAP TIME : 2:15.703 DIFFERENCE : 0.193

LAP	SECTOR 1	SECTOR 2	LAP TIME	MPH	DIFF	TIME OF DAY
1 -		46.375	2:27.919	72.25	12.216	17:01:36.611
2 -	1:31.499	45.617	2:17.116	77.94	1.413	17:03:53.727
3 -	1:31.046	45.743	2:16.789 **(3)**	78.13	1.086	17:06:10.516
4 -	***1:30.326***	45.377	***2:15.703*** **(1)**	***78.76***		***17:08:26.219***
5 -	1:30.523	***45.184***	2:15.707 **(2)**	78.75	0.004	17:10:41.926

P21 199 TBS Ben CATT Suzuki -

IDEAL LAP TIME : 2:15.559 BEST LAP TIME : 2:15.559 DIFFERENCE : 0.000

LAP	SECTOR 1	SECTOR 2	LAP TIME	MPH	DIFF	TIME OF DAY
1 -		46.093	2:27.120	72.64	11.561	17:01:35.812
2 -	1:31.633	46.169	2:17.802	77.56	2.243	17:03:53.614
3 -	1:31.357	45.941	2:17.298 **(3)**	77.84	1.739	17:06:10.912
4 -	1:30.723	45.246	2:15.969 **(2)**	78.60	0.410	17:08:26.881
5 -	***1:30.380***	***45.179***	***2:15.559*** **(1)**	***78.84***		***17:10:42.440***

P22 113 TBSR Alex WATSON Yamaha -

IDEAL LAP TIME : 2:16.748 BEST LAP TIME : 2:16.748 DIFFERENCE : 0.000

LAP	SECTOR 1	SECTOR 2	LAP TIME	MPH	DIFF	TIME OF DAY
1 -		47.159	2:30.686	70.92	13.938	17:01:39.378
2 -	1:32.561	45.985	2:18.546	77.14	1.798	17:03:57.924
3 -	1:31.504	46.193	2:17.697 **(2)**	77.62	0.949	17:06:15.621
4 -	1:31.317	46.536	2:17.853 **(3)**	77.53	1.105	17:08:33.474
5 -	***1:30.965***	***45.783***	***2:16.748*** **(1)**	***78.15***		***17:10:50.222***

P23 56 RMT Ed GRANTHAM Suzuki - eb7 Bright Thinking Property Development

IDEAL LAP TIME : 2:16.565 BEST LAP TIME : 2:16.565 DIFFERENCE : 0.000

LAP	SECTOR 1	SECTOR 2	LAP TIME	MPH	DIFF	TIME OF DAY
1 -		46.384	2:31.016	70.77	14.451	17:01:39.708
2 -	1:31.216	47.199	2:18.415 **(3)**	77.21	1.850	17:03:58.123
3 -	1:32.402	46.619	2:19.021	76.88	2.456	17:06:17.144
4 -	***1:31.051***	***45.514***	***2:16.565*** **(1)**	***78.26***		***17:08:33.709***
5 -	1:31.897	45.888	2:17.785 **(2)**	77.57	1.220	17:10:51.494

P24 76 RMT Phillip RODGERS Suzuki -

IDEAL LAP TIME : 2:17.914 BEST LAP TIME : 2:18.239 DIFFERENCE : 0.325

LAP	SECTOR 1	SECTOR 2	LAP TIME	MPH	DIFF	TIME OF DAY
1 -		46.960	2:29.916	71.29	11.677	17:01:38.608
2 -	1:31.684	46.555	***2:18.239*** **(1)**	***77.31***		***17:03:56.847***
3 -	1:31.967	46.399	2:18.366	77.24	0.127	17:06:15.213
4 -	***1:31.671***	46.621	2:18.292 **(2)**	77.28	0.053	17:08:33.505
5 -	1:32.053	***46.243***	2:18.296 **(3)**	77.28	0.057	17:10:51.801

P25 23 TBS Claire BECKETT Suzuki - Cowpers Oak

IDEAL LAP TIME : 2:17.181 BEST LAP TIME : 2:17.181 DIFFERENCE : 0.000

LAP	SECTOR 1	SECTOR 2	LAP TIME	MPH	DIFF	TIME OF DAY
1 -		46.571	2:29.324	71.57	12.143	17:01:38.016
2 -	1:32.868	46.660	2:19.528	76.60	2.347	17:03:57.544
3 -	1:32.341	46.836	2:19.177 **(3)**	76.79	1.996	17:06:16.721
4 -	1:32.721	46.046	2:18.767 **(2)**	77.02	1.586	17:08:35.488
5 -	***1:31.220***	***45.961***	***2:17.181*** **(1)**	***77.91***		***17:10:52.669***

P26 16 TBS Geoff LANSDELL Suzuki - EPG Domestic

IDEAL LAP TIME : 2:23.168 BEST LAP TIME : 2:23.267 DIFFERENCE : 0.099

LAP	SECTOR 1	SECTOR 2	LAP TIME	MPH	DIFF	TIME OF DAY

Weather / Track : Cloudy / Dry

Snetterton 300
Circuit Length = 2.9689 miles
Start: 16:59 Flag 17:09 End: 17:12

BMCRC - MRO Championships 2017 - Rnd 10 @ Snetterton 300

Thunderbike Sport & BMCRC Rookie Minitwins

RACE 17 - SECTOR ANALYSIS

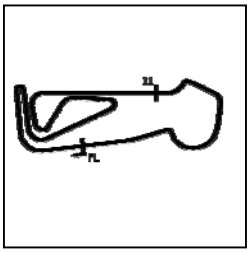

SECTOR 1 = FL to I1, SECTOR 2 = I1 to FL, DIFF = Difference To Personal Best Lap, P = Crossed Finish Line in Pit Lane, D = Time Disallowed

1 -		***48.149***	2:33.888	69.45	10.621	17:01:42.580
2 -	***1:35.019***	48.248	***2:23.267*** **(1)**	***74.60***		***17:04:05.847***
3 -	1:35.300	48.405	2:23.705	74.37	0.438	17:06:29.552
4 -	1:35.110	48.195	2:23.305 **(2)**	74.58	0.038	17:08:52.857
5 -	1:35.241	48.283	2:23.524 **(3)**	74.46	0.257	17:11:16.381

P27 59 RMT Benn RIDGWELL Suzuki -

IDEAL LAP TIME : 2:22.639 BEST LAP TIME : 2:22.890 DIFFERENCE : 0.251

LAP	SECTOR 1	SECTOR 2	LAP TIME	MPH	DIFF	TIME OF DAY
1 -		48.582	2:34.893	69.00	12.003	17:01:43.585
2 -	***1:34.656***	48.234	***2:22.890*** **(1)**	***74.79***		***17:04:06.475***
3 -	1:35.006	48.691	2:23.697 **(3)**	74.37	0.807	17:06:30.172
4 -	1:35.306	***47.983***	2:23.289 **(2)**	74.59	0.399	17:08:53.461
5 -	1:35.315	48.818	2:24.133	74.15	1.243	17:11:17.594

P28 62 RMT Ben MITCHELL Suzuki -

IDEAL LAP TIME : 2:23.117 BEST LAP TIME : 2:23.631 DIFFERENCE : 0.514

LAP	SECTOR 1	SECTOR 2	LAP TIME	MPH	DIFF	TIME OF DAY
1 -		48.999	2:35.216	68.85	11.585	17:01:43.908
2 -	1:36.040	***47.911***	2:23.951 **(2)**	74.24	0.320	17:04:07.859
3 -	1:35.885	48.952	2:24.837	73.79	1.206	17:06:32.696
4 -	***1:35.206***	48.425	***2:23.631*** **(1)**	***74.41***		***17:08:56.327***
5 -	1:35.240	48.771	2:24.011 **(3)**	74.21	0.380	17:11:20.338

P29 45 RMT Stuart JARVIS Suzuki -

IDEAL LAP TIME : 2:28.461 BEST LAP TIME : 2:28.811 DIFFERENCE : 0.350

LAP	SECTOR 1	SECTOR 2	LAP TIME	MPH	DIFF	TIME OF DAY
1 -		***49.385***	2:36.751	68.18	7.940	17:01:45.443
2 -	***1:39.076***	50.183	2:29.259 **(2)**	71.60	0.448	17:04:14.702
3 -	1:39.696	50.734	2:30.430	71.05	1.619	17:06:45.132
4 -	1:39.991	50.329	2:30.320 **(3)**	71.10	1.509	17:09:15.452
5 -	1:39.126	49.685	***2:28.811*** **(1)**	***71.82***		***17:11:44.263***

P30 43 TBS Robert DAVIE Suzuki -

IDEAL LAP TIME : 2:29.005 BEST LAP TIME : 2:29.005 DIFFERENCE : 0.000

LAP	SECTOR 1	SECTOR 2	LAP TIME	MPH	DIFF	TIME OF DAY
1 -		50.381	2:41.813	66.05	12.808	17:01:50.505
2 -	1:39.607	50.271	2:29.878 **(3)**	71.31	0.873	17:04:20.383
3 -	1:39.937	49.962	2:29.899	71.30	0.894	17:06:50.282
4 -	***1:39.159***	***49.846***	***2:29.005*** **(1)**	***71.72***		***17:09:19.287***
5 -	1:39.175	50.311	2:29.486 **(2)**	71.49	0.481	17:11:48.773

P31 41 RMT Marc AUKETT Suzuki - Special metals fabrications

IDEAL LAP TIME : 2:33.384 BEST LAP TIME : 2:33.694 DIFFERENCE : 0.310

LAP	SECTOR 1	SECTOR 2	LAP TIME	MPH	DIFF	TIME OF DAY
1 -		52.400	2:45.304	64.65	11.610	17:01:53.996
2 -	1:41.708	***51.986***	***2:33.694*** **(1)**	***69.54***		***17:04:27.690***
3 -	***1:41.398***	52.403	2:33.801 **(2)**	69.49	0.107	17:07:01.491
4 -	1:42.370	52.336	2:34.706 **(3)**	69.08	1.012	17:09:36.197
5 -	1:43.617	52.733	2:36.350	68.35	2.656	17:12:12.547

P32 60 RMT Adam RIDGWELL Suzuki -

IDEAL LAP TIME : 2:39.029 BEST LAP TIME : 2:39.029 DIFFERENCE : 0.000

LAP	SECTOR 1	SECTOR 2	LAP TIME	MPH	DIFF	TIME OF DAY
1 -		53.835	2:49.781	62.95	10.752	17:01:58.473
2 -	1:47.390	54.692	2:42.082 **(3)**	65.94	3.053	17:04:40.555
3 -	1:46.198	54.888	2:41.086 **(2)**	66.35	2.057	17:07:21.641
4 -	***1:45.859***	***53.170***	***2:39.029*** **(1)**	***67.20***		***17:10:00.670***

Weather / Track : Cloudy / Dry

Snetterton 300
Circuit Length = 2.9689 miles
Start: 16:59 Flag 17:09 End: 17:12

BMCRC - MRO Championships 2017 - Rnd 10 @ Snetterton 300

Thunderbike Sport & BMCRC Rookie Minitwins

RACE 17 - SECTOR ANALYSIS

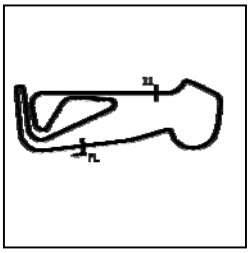

SECTOR 1 = FL to I1, SECTOR 2 = I1 to FL, DIFF = Difference To Personal Best Lap, P = Crossed Finish Line in Pit Lane, D = Time Disallowed

P33 17 RMT Charlie DOWNES Suzuki - Moremoto GKW Plumbtech

IDEAL LAP TIME : 2:11.546 BEST LAP TIME : 2:11.836 DIFFERENCE : 0.290

LAP	SECTOR 1	SECTOR 2	LAP TIME	MPH	DIFF	TIME OF DAY
1 -		***44.491***	2:19.935	76.37	8.099	17:01:28.627
2 -	***1:27.055***	44.781	***2:11.836*** **(1)**	***81.07***		***17:03:40.463***

Weather / Track : Cloudy / Dry

Snetterton 300
Circuit Length = 2.9689 miles
Start: 16:59 Flag 17:09 End: 17:12

BMCRC - MRO Championships 2017 - Rnd 10 @ Snetterton 300

Thunderbike Sport & BMCRC Rookie Minitwins

RACE 17 - BEST SECTORS

SECTOR 1				SECTOR 2			IDEAL / BEST COMPARISON					
POS	NO	NAME	TIME	NO	NAME	TIME	POS	NO	NAME	IDEAL	BEST	DIFF
									PERFECT LAP	2:05.753		
1	198	TOPPING	**1:23.779**	198	TOPPING	**41.974**	1	198	TOPPING	2:05.753	2:05.753	0.000
2	2	GILL	**1:24.001**	2	GILL	**42.195**	2	2	GILL	2:06.196	2:06.196	0.000
3	193	WALLIS	**1:25.441**	193	WALLIS	**42.773**	3	193	WALLIS	2:08.214	2:08.483	0.269
4	96	HARRIS	**1:26.781**	96	HARRIS	**43.502**	4	96	HARRIS	2:10.283	2:10.511	0.228
5	123	EVANS	**1:27.035**	123	EVANS	**43.565**	5	123	EVANS	2:10.600	2:10.600	0.000
6	17	DOWNES	**1:27.055**	67	COE	**43.735**	6	84	BRANCO	2:11.370	2:11.860	0.490
7	84	BRANCO	**1:27.598**	84	BRANCO	**43.772**	7	17	DOWNES	2:11.546	2:11.836	0.290
8	13	GREEN	**1:27.752**	13	GREEN	**43.970**	8	13	GREEN	2:11.722	2:11.886	0.164
9	67	COE	**1:28.006**	90	WATSON	**44.044**	9	67	COE	2:11.741	2:11.893	0.152
10	90	WATSON	**1:28.087**	101	BARNES	**44.145**	10	90	WATSON	2:12.131	2:12.290	0.159
11	72	MILLER	**1:28.240**	71	CLUNE	**44.311**	11	101	BARNES	2:12.552	2:12.791	0.239
12	101	BARNES	**1:28.407**	72	MILLER	**44.359**	12	72	MILLER	2:12.599	2:13.329	0.730
13	138	WOOD	**1:28.477**	138	WOOD	**44.464**	13	138	WOOD	2:12.941	2:13.201	0.260
14	48	WALLIS	**1:28.954**	17	DOWNES	**44.491**	14	71	CLUNE	2:13.390	2:13.390	0.000
15	71	CLUNE	**1:29.079**	5	INGHAM	**44.552**	15	5	INGHAM	2:14.133	2:14.133	0.000
16	147	WATSON	**1:29.413**	147	WATSON	**44.917**	16	48	WALLIS	2:14.193	2:14.193	0.000
17	5	INGHAM	**1:29.581**	199	CATT	**45.179**	17	147	WATSON	2:14.330	2:14.337	0.007
18	57	FORRER	**1:29.959**	25	DAY	**45.184**	18	92	JACKSON	2:15.281	2:15.393	0.112
19	92	JACKSON	**1:30.008**	48	WALLIS	**45.239**	19	57	FORRER	2:15.429	2:15.429	0.000
20	25	DAY	**1:30.326**	92	JACKSON	**45.273**	20	25	DAY	2:15.510	2:15.703	0.193
21	199	CATT	**1:30.380**	57	FORRER	**45.470**	21	199	CATT	2:15.559	2:15.559	0.000
22	113	WATSON	**1:30.965**	56	GRANTHAM	**45.514**	22	56	GRANTHAM	2:16.565	2:16.565	0.000
23	56	GRANTHAM	**1:31.051**	113	WATSON	**45.783**	23	113	WATSON	2:16.748	2:16.748	0.000
24	23	BECKETT	**1:31.220**	23	BECKETT	**45.961**	24	23	BECKETT	2:17.181	2:17.181	0.000
25	76	RODGERS	**1:31.671**	76	RODGERS	**46.243**	25	76	RODGERS	2:17.914	2:18.239	0.325
26	59	RIDGWELL	**1:34.656**	62	MITCHELL	**47.911**	26	59	RIDGWELL	2:22.639	2:22.890	0.251
27	16	LANSDELL	**1:35.019**	59	RIDGWELL	**47.983**	27	62	MITCHELL	2:23.117	2:23.631	0.514
28	62	MITCHELL	**1:35.206**	16	LANSDELL	**48.149**	28	16	LANSDELL	2:23.168	2:23.267	0.099
29	45	JARVIS	**1:39.076**	45	JARVIS	**49.385**	29	45	JARVIS	2:28.461	2:28.811	0.350
30	43	DAVIE	**1:39.159**	43	DAVIE	**49.846**	30	43	DAVIE	2:29.005	2:29.005	0.000
31	41	AUKETT	**1:41.398**	41	AUKETT	**51.986**	31	41	AUKETT	2:33.384	2:33.694	0.310
32	60	RIDGWELL	**1:45.859**	60	RIDGWELL	**53.170**	32	60	RIDGWELL	2:39.029	2:39.029	0.000
33							33	81	MAY		2:08.363	

Weather / Track : Cloudy / Dry

Snetterton 300
Circuit Length = 2.9689 miles
Start: 16:59 Flag 17:09 End: 17:12

Results can be found at www.tsl-timing.com

Printed - 17:15 Sunday, 08 October 2017

BMCRC-MRO Championships 2017 supported by Dickies

Yamaha Past Masters & Blue Haze 2-Stroke GP

Snetterton 300

7th & 8th October 2017

Results Provided by Timing Solutions Ltd
www.tsl-timing.com

Snetterton 300

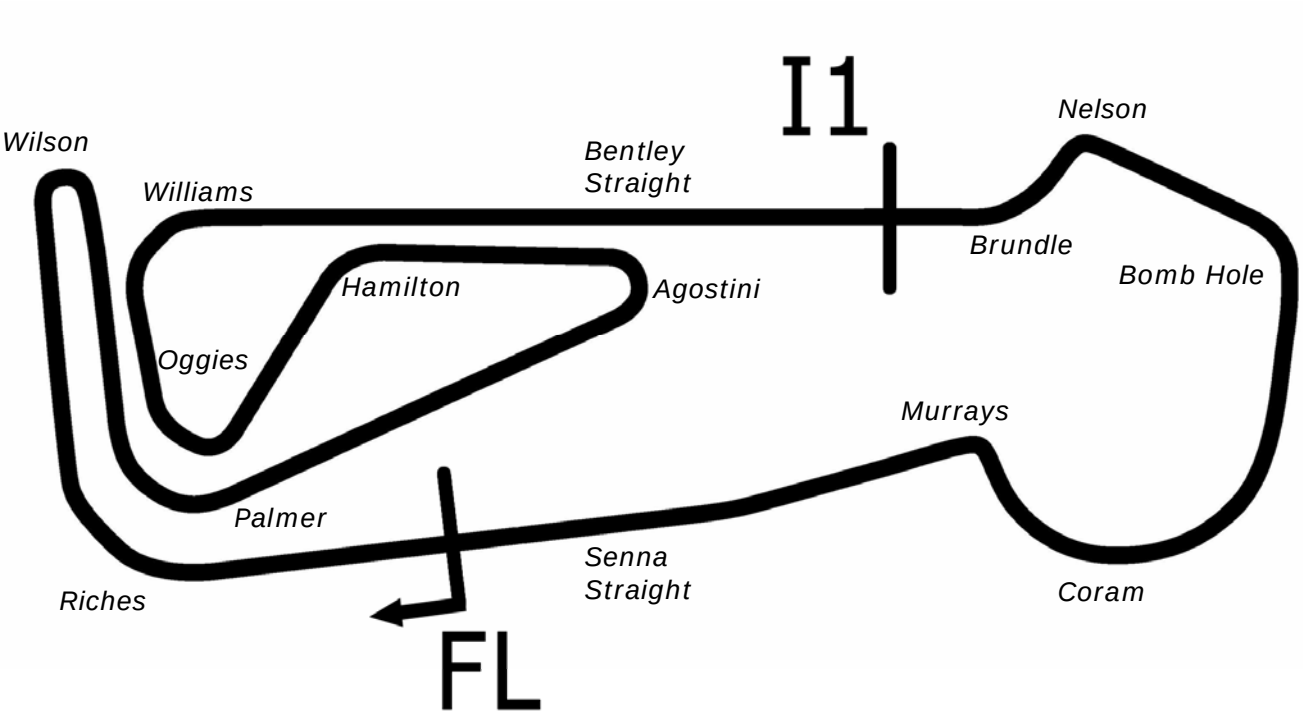

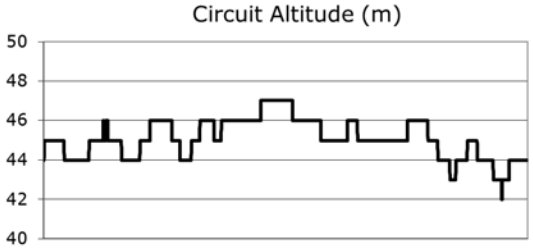

Length	2.9689 miles	4778.0 m	
FL		52.46340 N	0.94476 E
I1	3198m	52.46617 N	0.94964 E
Pit Entry	4572m	52.46364 N	0.94774 E
Pit Exit	40m after FL	52.46338 N	0.94420 E

Pit Entry–Pit Exit 246m, 14.7s @60kph, 11.0s @80kph

All results available at www.tsl-timing.com

BMCRC - MRO Championships 2017 - Rnd 10 @ Snetterton 300

DFDS Seaways Yamaha Past Masters & Blue Haze 2-Stroke GP

QUALIFYING - CLASSIFICATION

POS	NO	CL	PIC	NAME	ENTRY	TIME	ON	LAPS	GAP	DIFF	MPH
1	6	YPM	1	Matt BARBER	Yamaha -	2:28.506	5	5			71.97
2	143	GP	1	Daniel BARFORD	Aprilia - Aspire racing	2:29.521	3	4	1.015	1.015	71.48
3	69	GPF	1	Richard SAWYER	Yamaha -	2:29.998	4	5	1.492	0.477	71.25
4	9	YPM	2	Peter BRANTON	Yamaha -	2:30.105	5	5	1.599	0.107	71.20
5	61	YPM	3	Paul WELCH	Yamaha -	2:32.093	4	5	3.587	1.988	70.27
6	88	YPMC	1	Michael STANLEY	Yamaha -	2:33.087	3	5	4.581	0.994	69.81
7	70	YPMC	2	Andrew BURSCOUGH	Yamaha - Apollo Tuning	2:33.210	3	5	4.704	0.123	69.76
8	4	YPM	4	Denis HALIL	Yamaha - D & A AUTOS	2:33.939	4	5	5.433	0.729	69.43
9	41	YPM	5	David ABRAHAM	Yamaha - Cambridge Motorcycles	2:33.985	5	5	5.479	0.046	69.40
10	7	YPM	6	Pete FISHWICK	Yamaha -	2:34.416	5	5	5.910	0.431	69.21
11	1	YPM	7	Anthony JOHNSON	Yamaha - Bexhill gearboxes	2:36.649	4	4	8.143	2.233	68.22
12	21	YPM	8	Ben HUNTER	Yamaha -	2:38.260	2	2	9.754	1.611	67.53
13	13	YPM	9	Doug EDMONDSON	Yamaha - Wave Racing Developments	2:38.323	4	4	9.817	0.063	67.50
14	83	YPMR	1	Paul GODBOLD	Yamaha - Hill farm tree services	2:39.712	5	5	11.206	1.389	66.92
15	3	GP	2	Tom BARRETT	Honda -	2:41.651	4	4	13.145	1.939	66.11
16	68	YPMC	3	Kevin MARSHALL	Yamaha -	2:41.715	5	5	13.209	0.064	66.09
17	155	GPF	2	Nick COOPER	Aprilia - Skint Racing - Wemoto.com and Mr Spotch Gard	2:42.750	5	5	14.244	1.035	65.67
18	81	YPM	10	Reece GUYETT	Yamaha - Rose MOT Centre	2:43.078	4	4	14.572	0.328	65.53
19	85	YPMR	2	Liam BURSCOUGH	Yamaha - Apollo Tuning / Scorpion Motorcycles Llanelli	2:45.588	2	2	17.082	2.510	64.54
20	29	YPM	11	Giles HARWOOD	Yamaha -	2:45.750	4	4	17.244	0.162	64.48
21	100	YPMR	3	Gary HARTSHORNE	Yamaha - Yambits	2:45.852	4	4	17.346	0.102	64.44
22	87	YPMR	4	Denise BUTTON	Yamaha -	2:47.371	4	4	18.865	1.519	63.85
23	160	YPMR	5	Danny GOUGH	Yamaha - Gforce Motorcycles	2:47.921	4	4	19.415	0.550	63.64
24	71	GPF	3	Richard HICKLING	Aprilia -	2:48.681	3	3	20.175	0.760	63.36
25	74	YPM	12	Trevor SHARPE	Yamaha - Viking Consultants	2:49.026	2	4	20.520	0.345	63.23
26	55	YPM	13	Paul TOLAND	Yamaha -	2:49.802	4	4	21.296	0.776	62.94
27	17	YPMC	4	David PATERSON	Yamaha - Lots of overtime	2:49.904	4	4	21.398	0.102	62.90
28	99	YPMR	6	Charles OAKMAN	Yamaha -	2:50.782	4	4	22.276	0.878	62.58
29	40	YPMR	7	Douglas BEACOCK	Yamaha -	2:53.559	4	4	25.053	2.777	61.58
30	86	YPMR	8	Lucia RICHARDSON	Yamaha - Mungo Marine LTD	2:56.562	3	4	28.056	3.003	60.53
31	60	GPF	4	Ian READ	Suzuki - MiMS Racing	2:59.217	2	3	30.711	2.655	59.63
32	14	GPF	5	Steve DUNN	Yamaha -	3:01.374	4	4	32.868	2.157	58.92
33	38	YPM	14	Mike WAKE	Yamaha - Tony's Big Bikes	3:07.064	3	3	38.558	5.690	57.13
34	138	GPF	6	Chris PETTET	MZ -	3:08.833	4	4	40.327	1.769	56.60
35	59	YPMC	5	Neil HESMAN	Yamaha - Farkham Hall	3:15.025	3	4	46.519	6.192	54.80
36	56	GPF	7	Philip SHOUBRIDGE	Aprilia -			0			

Snetterton 300
Circuit Length = 2.9689 miles
Start: 10:54 Flag 11:06 End: 11:09

Weather / Track : Bright / Drying

These results are provisional until the conclusion of any judicial and technical matters.

Clerk Of Course :		Timekeeper :

Results can be found at www.tsl-timing.com

Printed - 11:10 Saturday, 07 October 2017

BMCRC - MRO Championships 2017 - Rnd 10 @ Snetterton 300

DFDS Seaways Yamaha Past Masters & Blue Haze 2-Stroke GP

QUALIFYING - SECTOR ANALYSIS

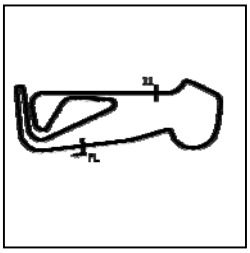

SECTOR 1 = FL to I1, SECTOR 2 = I1 to FL, DIFF = Difference To Personal Best Lap, P = Crossed Finish Line in Pit Lane, D = Time Disallowed

P1 6 YPM Matt BARBER Yamaha -

IDEAL LAP TIME : 2:28.506 BEST LAP TIME : 2:28.506 DIFFERENCE : 0.000

LAP	SECTOR 1	SECTOR 2	LAP TIME	MPH	DIFF	TIME OF DAY
1 -	1:54.196	55.294	2:49.490	63.06	20.984	10:57:45.559
2 -	1:45.725	53.456	2:39.181	67.14	10.675	11:00:24.740
3 -	1:43.317	50.657	2:33.974 **(3)**	69.41	5.468	11:02:58.714
4 -	1:41.404	50.802	2:32.206 **(2)**	70.22	3.700	11:05:30.920
5 -	***1:39.728***	***48.778***	***2:28.506*** **(1)**	***71.97***		***11:07:59.426***

P2 143 GP Daniel BARFORD Aprilia - Aspire racing

IDEAL LAP TIME : 2:29.010 BEST LAP TIME : 2:29.521 DIFFERENCE : 0.511

LAP	SECTOR 1	SECTOR 2	LAP TIME	MPH	DIFF	TIME OF DAY
1 -	1:50.849	52.020	2:42.869	65.62	13.348	10:57:50.523
2 -	1:39.975	50.745	2:30.720 **(3)**	70.91	1.199	11:00:21.243
3 -	***1:38.557***	50.964	***2:29.521*** **(1)**	***71.48***		***11:02:50.764***
4 -	1:39.409	***50.453***	2:29.862 **(2)**	71.31	0.341	11:05:20.626

P3 69 GPF Richard SAWYER Yamaha -

IDEAL LAP TIME : 2:29.998 BEST LAP TIME : 2:29.998 DIFFERENCE : 0.000

LAP	SECTOR 1	SECTOR 2	LAP TIME	MPH	DIFF	TIME OF DAY
1 -	1:54.119	54.855	2:48.974	63.25	18.976	10:57:45.403
2 -	1:43.478	53.157	2:36.635	68.23	6.637	11:00:22.038
3 -	1:42.078	50.769	2:32.847 **(3)**	69.92	2.849	11:02:54.885
4 -	***1:40.000***	***49.998***	***2:29.998*** **(1)**	***71.25***		***11:05:24.883***
5 -	1:41.068	50.307	2:31.375 **(2)**	70.60	1.377	11:07:56.258

P4 9 YPM Peter BRANTON Yamaha -

IDEAL LAP TIME : 2:30.105 BEST LAP TIME : 2:30.105 DIFFERENCE : 0.000

LAP	SECTOR 1	SECTOR 2	LAP TIME	MPH	DIFF	TIME OF DAY
1 -	1:48.829	53.802	2:42.631	65.71	12.526	10:57:46.865
2 -	1:42.735	51.669	2:34.404	69.22	4.299	11:00:21.269
3 -	1:41.630	50.563	2:32.193 **(3)**	70.22	2.088	11:02:53.462
4 -	1:41.159	50.154	2:31.313 **(2)**	70.63	1.208	11:05:24.775
5 -	***1:40.880***	***49.225***	***2:30.105*** **(1)**	***71.20***		***11:07:54.880***

P5 61 YPM Paul WELCH Yamaha -

IDEAL LAP TIME : 2:32.093 BEST LAP TIME : 2:32.093 DIFFERENCE : 0.000

LAP	SECTOR 1	SECTOR 2	LAP TIME	MPH	DIFF	TIME OF DAY
1 -	1:53.780	55.850	2:49.630	63.00	17.537	10:57:46.801
2 -	1:44.508	52.733	2:37.241	67.97	5.148	11:00:24.042
3 -	1:42.133	51.902	2:34.035 **(3)**	69.38	1.942	11:02:58.077
4 -	***1:41.350***	***50.743***	***2:32.093*** **(1)**	***70.27***		***11:05:30.170***
5 -	1:41.721	50.948	2:32.669 **(2)**	70.00	0.576	11:08:02.839

P6 88 YPMC Michael STANLEY Yamaha -

IDEAL LAP TIME : 2:32.810 BEST LAP TIME : 2:33.087 DIFFERENCE : 0.277

LAP	SECTOR 1	SECTOR 2	LAP TIME	MPH	DIFF	TIME OF DAY
1 -	1:50.382	54.657	2:45.039	64.76	11.952	10:57:41.191
2 -	1:47.657	54.024	2:41.681	66.10	8.594	11:00:22.872
3 -	1:42.189	***50.898***	***2:33.087*** **(1)**	***69.81***		***11:02:55.959***
4 -	1:43.156	51.096	2:34.252 **(3)**	69.28	1.165	11:05:30.211
5 -	***1:41.912***	51.212	2:33.124 **(2)**	69.80	0.037	11:08:03.335

P7 70 YPMC Andrew BURSCOUGH Yamaha - Apollo Tuning

IDEAL LAP TIME : 2:33.210 BEST LAP TIME : 2:33.210 DIFFERENCE : 0.000

LAP	SECTOR 1	SECTOR 2	LAP TIME	MPH	DIFF	TIME OF DAY
1 -	1:49.235	54.931	2:44.166	65.10	10.956	10:57:42.251

Weather / Track : Bright / Drying

Snetterton 300
Circuit Length = 2.9689 miles
Start: 10:54 Flag 11:06 End: 11:09

BMCRC - MRO Championships 2017 - Rnd 10 @ Snetterton 300

DFDS Seaways Yamaha Past Masters & Blue Haze 2-Stroke GP

QUALIFYING - SECTOR ANALYSIS

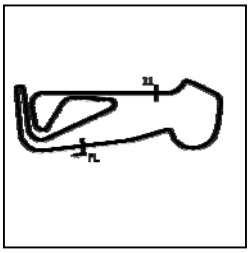

SECTOR 1 = FL to I1, SECTOR 2 = I1 to FL, DIFF = Difference To Personal Best Lap, P = Crossed Finish Line in Pit Lane, D = Time Disallowed

2 -	1:45.717	53.099	2:38.816	67.29	5.606	11:00:21.067
3 -	***1:42.455***	***50.755***	***2:33.210 (1)***	***69.76***		***11:02:54.277***
4 -	1:43.576	51.264	2:34.840 (3)	69.02	1.630	11:05:29.117
5 -	1:43.049	50.949	2:33.998 (2)	69.40	0.788	11:08:03.115

P8 4 YPM Denis HALIL Yamaha - D & A AUTOS

IDEAL LAP TIME : 2:33.773 BEST LAP TIME : 2:33.939 DIFFERENCE : 0.166

LAP	SECTOR 1	SECTOR 2	LAP TIME	MPH	DIFF	TIME OF DAY
1 -	1:50.661	53.715	2:44.376	65.02	10.437	10:57:39.907
2 -	1:47.912	52.801	2:40.713	66.50	6.774	11:00:20.620
3 -	1:45.078	***51.431***	2:36.509 (2)	68.29	2.570	11:02:57.129
4 -	***1:42.342***	51.597	***2:33.939 (1)***	***69.43***		***11:05:31.068***
5 -	1:44.135	52.733	2:36.868 (3)	68.13	2.929	11:08:07.936

P9 41 YPM David ABRAHAM Yamaha - Cambridge Motorcycles

IDEAL LAP TIME : 2:33.985 BEST LAP TIME : 2:33.985 DIFFERENCE : 0.000

LAP	SECTOR 1	SECTOR 2	LAP TIME	MPH	DIFF	TIME OF DAY
1 -	1:53.122	55.340	2:48.462	63.44	14.477	10:57:54.070
2 -	1:45.268	53.123	2:38.391	67.47	4.406	11:00:32.461
3 -	1:45.015	52.412	2:37.427 (3)	67.89	3.442	11:03:09.888
4 -	1:42.395	52.235	2:34.630 (2)	69.12	0.645	11:05:44.518
5 -	***1:42.047***	***51.938***	***2:33.985 (1)***	***69.40***		***11:08:18.503***

P10 7 YPM Pete FISHWICK Yamaha -

IDEAL LAP TIME : 2:34.416 BEST LAP TIME : 2:34.416 DIFFERENCE : 0.000

LAP	SECTOR 1	SECTOR 2	LAP TIME	MPH	DIFF	TIME OF DAY
1 -	1:53.793	55.447	2:49.240	63.15	14.824	10:57:51.683
2 -	1:46.174	53.103	2:39.277	67.10	4.861	11:00:30.960
3 -	1:45.173	52.324	2:37.497 (3)	67.86	3.081	11:03:08.457
4 -	1:43.543	51.213	2:34.756 (2)	69.06	0.340	11:05:43.213
5 -	***1:43.378***	***51.038***	***2:34.416 (1)***	***69.21***		***11:08:17.629***

P11 1 YPM Anthony JOHNSON Yamaha - Bexhill gearboxes

IDEAL LAP TIME : 2:36.649 BEST LAP TIME : 2:36.649 DIFFERENCE : 0.000

LAP	SECTOR 1	SECTOR 2	LAP TIME	MPH	DIFF	TIME OF DAY
1 -	1:58.033	56.726	2:54.759	61.15	18.110	10:58:34.800
2 -	1:48.114	53.903	2:42.017 (3)	65.96	5.368	11:01:16.817
3 -	1:45.782	53.984	2:39.766 (2)	66.89	3.117	11:03:56.583
4 -	***1:43.872***	***52.777***	***2:36.649 (1)***	***68.22***		***11:06:33.232***

P12 21 YPM Ben HUNTER Yamaha -

IDEAL LAP TIME : 2:38.260 BEST LAP TIME : 2:38.260 DIFFERENCE : 0.000

LAP	SECTOR 1	SECTOR 2	LAP TIME	MPH	DIFF	TIME OF DAY
1 -	1:50.047	55.707	2:45.754 (2)	64.48	7.494	10:57:47.819
2 -	***1:44.947***	***53.313***	***2:38.260 (1)***	***67.53***		***11:00:26.079***

P13 13 YPM Doug EDMONDSON Yamaha - Wave Racing Developments

IDEAL LAP TIME : 2:38.323 BEST LAP TIME : 2:38.323 DIFFERENCE : 0.000

LAP	SECTOR 1	SECTOR 2	LAP TIME	MPH	DIFF	TIME OF DAY
1 -	1:50.399	56.264	2:46.663	64.12	8.340	10:58:30.531
2 -	1:46.594	53.642	2:40.236 (2)	66.70	1.913	11:01:10.767
3 -	1:48.542	53.350	2:41.892 (3)	66.01	3.569	11:03:52.659
4 -	***1:45.513***	***52.810***	***2:38.323 (1)***	***67.50***		***11:06:30.982***

P14 83 YPMR Paul GODBOLD Yamaha - Hill farm tree services

IDEAL LAP TIME : 2:39.712 BEST LAP TIME : 2:39.712 DIFFERENCE : 0.000

LAP	SECTOR 1	SECTOR 2	LAP TIME	MPH	DIFF	TIME OF DAY

Weather / Track : Bright / Drying

Snetterton 300
Circuit Length = 2.9689 miles
Start: 10:54 Flag 11:06 End: 11:09

BMCRC - MRO Championships 2017 - Rnd 10 @ Snetterton 300

DFDS Seaways Yamaha Past Masters & Blue Haze 2-Stroke GP

QUALIFYING - SECTOR ANALYSIS

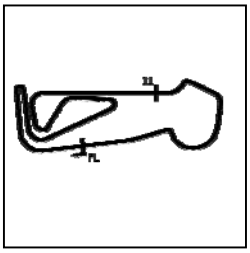

SECTOR 1 = FL to I1, SECTOR 2 = I1 to FL, DIFF = Difference To Personal Best Lap, P = Crossed Finish Line in Pit Lane, D = Time Disallowed

1 -	1:54.030	56.285	2:50.315	62.75	10.603	10:57:50.086
2 -	1:47.759	54.036	2:41.795 (3)	66.05	2.083	11:00:31.881
3 -	1:46.689	54.070	2:40.759 (2)	66.48	1.047	11:03:12.640
4 -	1:48.532	53.789	2:42.321	65.84	2.609	11:05:54.961
5 -	***1:46.561***	***53.151***	***2:39.712 (1)***	***66.92***		***11:08:34.673***

P15 3 GP Tom BARRETT Honda -

IDEAL LAP TIME : 2:41.651 BEST LAP TIME : 2:41.651 DIFFERENCE : 0.000

LAP	SECTOR 1	SECTOR 2	LAP TIME	MPH	DIFF	TIME OF DAY
1 -	2:04.838	1:00.398	3:05.236	57.69	23.585	10:58:13.162
2 -	1:53.710	55.890	2:49.600 (3)	63.01	7.949	11:01:02.762
3 -	1:50.610	57.616	2:48.226 (2)	63.53	6.575	11:03:50.988
4 -	***1:47.913***	***53.738***	***2:41.651 (1)***	***66.11***		***11:06:32.639***

P16 68 YPMC Kevin MARSHALL Yamaha -

IDEAL LAP TIME : 2:41.715 BEST LAP TIME : 2:41.715 DIFFERENCE : 0.000

LAP	SECTOR 1	SECTOR 2	LAP TIME	MPH	DIFF	TIME OF DAY
1 -	2:03.620	59.814	3:03.434	58.26	21.719	10:57:58.855
2 -	1:53.868	57.216	2:51.084	62.47	9.369	11:00:49.939
3 -	1:53.323	54.882	2:48.205 (3)	63.54	6.490	11:03:38.144
4 -	1:49.262	55.303	2:44.565 (2)	64.94	2.850	11:06:22.709
5 -	***1:46.978***	***54.737***	***2:41.715 (1)***	***66.09***		***11:09:04.424***

P17 155 GPF Nick COOPER Aprilia - Skint Racing - Wemoto.com and Mr Spotch Gardening S

IDEAL LAP TIME : 2:42.717 BEST LAP TIME : 2:42.750 DIFFERENCE : 0.033

LAP	SECTOR 1	SECTOR 2	LAP TIME	MPH	DIFF	TIME OF DAY
1 -	1:59.424	57.333	2:56.757	60.46	14.007	10:57:56.718
2 -	1:51.508	55.189	2:46.697 (3)	64.11	3.947	11:00:43.415
3 -	1:50.482	56.509	2:46.991	64.00	4.241	11:03:30.406
4 -	1:49.627	***55.158***	2:44.785 (2)	64.86	2.035	11:06:15.191
5 -	***1:47.559***	55.191	***2:42.750 (1)***	***65.67***		***11:08:57.941***

P18 81 YPM Reece GUYETT Yamaha - Rose MOT Centre

IDEAL LAP TIME : 2:43.078 BEST LAP TIME : 2:43.078 DIFFERENCE : 0.000

LAP	SECTOR 1	SECTOR 2	LAP TIME	MPH	DIFF	TIME OF DAY
1 -	2:05.152	58.644	3:03.796	58.15	20.718	10:58:17.786
2 -	1:54.533	55.823	2:50.356 (3)	62.73	7.278	11:01:08.142
3 -	1:53.091	55.513	2:48.604 (2)	63.39	5.526	11:03:56.746
4 -	***1:48.607***	***54.471***	***2:43.078 (1)***	***65.53***		***11:06:39.824***

P19 85 YPMR Liam BURSCOUGH Yamaha - Apollo Tuning / Scorpion Motorcycles Llanelli

IDEAL LAP TIME : 2:45.588 BEST LAP TIME : 2:45.588 DIFFERENCE : 0.000

LAP	SECTOR 1	SECTOR 2	LAP TIME	MPH	DIFF	TIME OF DAY
1 -	1:56.131	57.091	2:53.222 (2)	61.70	7.634	10:57:51.776
2 -	***1:50.105***	***55.483***	***2:45.588 (1)***	***64.54***		***11:00:37.364***

P20 29 YPM Giles HARWOOD Yamaha -

IDEAL LAP TIME : 2:45.750 BEST LAP TIME : 2:45.750 DIFFERENCE : 0.000

LAP	SECTOR 1	SECTOR 2	LAP TIME	MPH	DIFF	TIME OF DAY
1 -	2:04.593	1:01.742	3:06.335	57.35	20.585	10:58:13.341
2 -	1:56.073	58.128	2:54.201 (3)	61.35	8.451	11:01:07.542
3 -	1:53.463	56.968	2:50.431 (2)	62.71	4.681	11:03:57.973
4 -	***1:49.428***	***56.322***	***2:45.750 (1)***	***64.48***		***11:06:43.723***

P21 100 YPMR Gary HARTSHORNE Yamaha - Yambits

IDEAL LAP TIME : 2:45.852 BEST LAP TIME : 2:45.852 DIFFERENCE : 0.000

LAP	SECTOR 1	SECTOR 2	LAP TIME	MPH	DIFF	TIME OF DAY

Weather / Track : Bright / Drying

Snetterton 300
Circuit Length = 2.9689 miles
Start: 10:54 Flag 11:06 End: 11:09

BMCRC - MRO Championships 2017 - Rnd 10 @ Snetterton 300

DFDS Seaways Yamaha Past Masters & Blue Haze 2-Stroke GP

QUALIFYING - SECTOR ANALYSIS

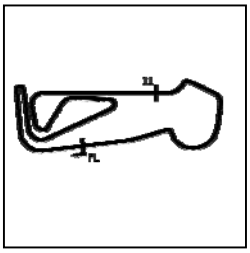

SECTOR 1 = FL to I1, SECTOR 2 = I1 to FL, DIFF = Difference To Personal Best Lap, P = Crossed Finish Line in Pit Lane, D = Time Disallowed

1 -	2:06.515	59.343	3:05.858	57.50	20.006	10:58:19.263
2 -	1:53.911	57.888	2:51.799 **(3)**	62.21	5.947	11:01:11.062
3 -	1:51.563	56.740	2:48.303 **(2)**	63.50	2.451	11:03:59.365
4 -	***1:50.324***	***55.528***	***2:45.852*** **(1)**	***64.44***		***11:06:45.217***

P22 87 YPMR Denise BUTTON Yamaha -

IDEAL LAP TIME : 2:47.371 BEST LAP TIME : 2:47.371 DIFFERENCE : 0.000

LAP	SECTOR 1	SECTOR 2	LAP TIME	MPH	DIFF	TIME OF DAY
1 -	1:58.982	1:00.128	2:59.110	59.67	11.739	10:58:04.412
2 -	1:54.902	58.725	2:53.627 **(2)**	61.55	6.256	11:00:58.039
3 -	1:55.769	58.798	2:54.567 **(3)**	61.22	7.196	11:03:52.606
4 -	***1:51.701***	***55.670***	***2:47.371*** **(1)**	***63.85***		***11:06:39.977***

P23 160 YPMR Danny GOUGH Yamaha - Gforce Motorcycles

IDEAL LAP TIME : 2:47.921 BEST LAP TIME : 2:47.921 DIFFERENCE : 0.000

LAP	SECTOR 1	SECTOR 2	LAP TIME	MPH	DIFF	TIME OF DAY
1 -	2:00.164	1:00.465	3:00.629	59.17	12.708	10:58:03.873
2 -	1:54.513	59.120	2:53.633 **(2)**	61.55	5.712	11:00:57.506
3 -	1:55.696	58.781	2:54.477 **(3)**	61.25	6.556	11:03:51.983
4 -	***1:51.708***	***56.213***	***2:47.921*** **(1)**	***63.64***		***11:06:39.904***

P24 71 GPF Richard HICKLING Aprilia -

IDEAL LAP TIME : 2:48.681 BEST LAP TIME : 2:48.681 DIFFERENCE : 0.000

LAP	SECTOR 1	SECTOR 2	LAP TIME	MPH	DIFF	TIME OF DAY
1 -	2:08.104	58.850	3:06.954 **(3)**	57.16	18.273	10:58:23.598
2 -	1:54.455	56.827	2:51.282 **(2)**	62.40	2.601	11:01:14.880
3 -	***1:52.923***	***55.758***	***2:48.681*** **(1)**	***63.36***		***11:04:03.561***

P25 74 YPM Trevor SHARPE Yamaha - Viking Consultants

IDEAL LAP TIME : 2:47.647 BEST LAP TIME : 2:49.026 DIFFERENCE : 1.379

LAP	SECTOR 1	SECTOR 2	LAP TIME	MPH	DIFF	TIME OF DAY
1 -	2:02.965	58.186	3:01.151	59.00	12.125	10:58:06.692
2 -	***1:52.161***	56.865	***2:49.026*** **(1)**	***63.23***		***11:00:55.718***
3 -	1:56.514	58.764	2:55.278 **(3)**	60.97	6.252	11:03:50.996
4 -	1:55.663	***55.486***	2:51.149 **(2)**	62.44	2.123	11:06:42.145

P26 55 YPM Paul TOLAND Yamaha -

IDEAL LAP TIME : 2:49.802 BEST LAP TIME : 2:49.802 DIFFERENCE : 0.000

LAP	SECTOR 1	SECTOR 2	LAP TIME	MPH	DIFF	TIME OF DAY
1 -	1:57.286	1:02.753	3:00.039	59.36	10.237	10:57:55.826
2 -	1:56.843	57.081	2:53.924 **(3)**	61.45	4.122	11:00:49.750
3 -	1:53.995	57.668	2:51.663 **(2)**	62.26	1.861	11:03:41.413
4 -	***1:52.764***	***57.038***	***2:49.802*** **(1)**	***62.94***		***11:06:31.215***

P27 17 YPMC David PATERSON Yamaha - Lots of overtime

IDEAL LAP TIME : 2:49.904 BEST LAP TIME : 2:49.904 DIFFERENCE : 0.000

LAP	SECTOR 1	SECTOR 2	LAP TIME	MPH	DIFF	TIME OF DAY
1 -	2:00.150	1:01.360	3:01.510	58.88	11.606	10:58:15.162
2 -	1:55.871	59.226	2:55.097 **(3)**	61.04	5.193	11:01:10.259
3 -	1:54.135	57.575	2:51.710 **(2)**	62.24	1.806	11:04:01.969
4 -	***1:52.505***	***57.399***	***2:49.904*** **(1)**	***62.90***		***11:06:51.873***

P28 99 YPMR Charles OAKMAN Yamaha -

IDEAL LAP TIME : 2:50.782 BEST LAP TIME : 2:50.782 DIFFERENCE : 0.000

LAP	SECTOR 1	SECTOR 2	LAP TIME	MPH	DIFF	TIME OF DAY
1 -	2:16.550	1:04.470	3:21.020	53.16	30.238	10:58:35.210
2 -	2:00.370	1:00.351	3:00.721 **(3)**	59.14	9.939	11:01:35.931

Weather / Track : Bright / Drying

Snetterton 300
Circuit Length = 2.9689 miles
Start: 10:54 Flag 11:06 End: 11:09

BMCRC - MRO Championships 2017 - Rnd 10 @ Snetterton 300

DFDS Seaways Yamaha Past Masters & Blue Haze 2-Stroke GP

QUALIFYING - SECTOR ANALYSIS

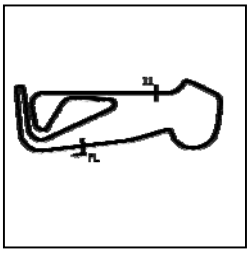

SECTOR 1 = FL to I1, SECTOR 2 = I1 to FL, DIFF = Difference To Personal Best Lap, P = Crossed Finish Line in Pit Lane, D = Time Disallowed

3 -	1:56.509	58.762	2:55.271	**(2)**	60.98	4.489	11:04:31.202
4 -	***1:53.822***	***56.960***	***2:50.782***	**(1)**	***62.58***		***11:07:21.984***

P29 40 YPMR Douglas BEACOCK Yamaha -

IDEAL LAP TIME : 2:53.559 BEST LAP TIME : 2:53.559 DIFFERENCE : 0.000

LAP	SECTOR 1	SECTOR 2	LAP TIME		MPH	DIFF	TIME OF DAY
1 -	2:11.630	1:01.416	3:13.046		55.36	19.487	10:58:25.988
2 -	1:59.539	59.974	2:59.513	**(3)**	59.53	5.954	11:01:25.501
3 -	1:58.833	59.506	2:58.339	**(2)**	59.93	4.780	11:04:23.840
4 -	***1:55.763***	***57.796***	***2:53.559***	**(1)**	***61.58***		***11:07:17.399***

P30 86 YPMR Lucia RICHARDSON Yamaha - Mungo Marine LTD

IDEAL LAP TIME : 2:56.190 BEST LAP TIME : 2:56.562 DIFFERENCE : 0.372

LAP	SECTOR 1	SECTOR 2	LAP TIME		MPH	DIFF	TIME OF DAY
1 -	2:04.940	1:03.385	3:08.325		56.75	11.763	10:58:17.655
2 -	1:59.199	***1:00.169***	2:59.368	**(3)**	59.58	2.806	11:01:17.023
3 -	***1:56.021***	1:00.541	***2:56.562***	**(1)**	***60.53***		***11:04:13.585***
4 -	1:58.008	1:00.716	2:58.724	**(2)**	59.80	2.162	11:07:12.309

P31 60 GPF Ian READ Suzuki - MiMS Racing

IDEAL LAP TIME : 2:59.117 BEST LAP TIME : 2:59.217 DIFFERENCE : 0.100

LAP	SECTOR 1	SECTOR 2	LAP TIME		MPH	DIFF	TIME OF DAY
1 -	2:02.165	1:00.231	3:02.396	**(3)**	58.59	3.179	10:58:51.492
2 -	***1:58.991***	1:00.226	***2:59.217***	**(1)**	***59.63***		***11:01:50.709***
3 -	2:01.508	***1:00.126***	3:01.634	**(2)**	58.84	2.417	11:04:52.343

P32 14 GPF Steve DUNN Yamaha -

IDEAL LAP TIME : 3:01.374 BEST LAP TIME : 3:01.374 DIFFERENCE : 0.000

LAP	SECTOR 1	SECTOR 2	LAP TIME		MPH	DIFF	TIME OF DAY
1 -	2:13.299	1:06.213	3:19.512		53.57	18.138	10:58:31.848
2 -	2:07.986	1:03.709	3:11.695	**(3)**	55.75	10.321	11:01:43.543
3 -	2:02.664	1:01.614	3:04.278	**(2)**	57.99	2.904	11:04:47.821
4 -	***2:00.203***	***1:01.171***	***3:01.374***	**(1)**	***58.92***		***11:07:49.195***

P33 38 YPM Mike WAKE Yamaha - Tony's Big Bikes

IDEAL LAP TIME : 3:06.750 BEST LAP TIME : 3:07.064 DIFFERENCE : 0.314

LAP	SECTOR 1	SECTOR 2	LAP TIME		MPH	DIFF	TIME OF DAY
1 -	2:18.107	1:04.599	3:22.706	**(3)**	52.72	15.642	10:58:35.131
2 -	2:05.610	***1:03.876***	3:09.486	**(2)**	56.40	2.422	11:01:44.617
3 -	***2:02.874***	1:04.190	***3:07.064***	**(1)**	***57.13***		***11:04:51.681***

P34 138 GPF Chris PETTET MZ -

IDEAL LAP TIME : 3:08.791 BEST LAP TIME : 3:08.833 DIFFERENCE : 0.042

LAP	SECTOR 1	SECTOR 2	LAP TIME		MPH	DIFF	TIME OF DAY
1 -	2:12.504	1:10.845	3:23.349		52.56	14.516	10:58:46.304
2 -	2:07.828	***1:04.821***	3:12.649	**(2)**	55.47	3.816	11:01:58.953
3 -	2:07.121	1:06.115	3:13.236	**(3)**	55.31	4.403	11:05:12.189
4 -	***2:03.970***	1:04.863	***3:08.833***	**(1)**	***56.60***		***11:08:21.022***

P35 59 YPMC Neil HESMAN Yamaha - Farkham Hall

IDEAL LAP TIME : 3:15.025 BEST LAP TIME : 3:15.025 DIFFERENCE : 0.000

LAP	SECTOR 1	SECTOR 2	LAP TIME		MPH	DIFF	TIME OF DAY
1 -	2:18.865	1:08.833	3:27.698		51.45	12.673	10:58:42.001
2 -	2:11.047	1:07.877	3:18.924	**(3)**	53.72	3.899	11:02:00.925
3 -	***2:09.307***	***1:05.718***	***3:15.025***	**(1)**	***54.80***		***11:05:15.950***
4 -	2:09.470	1:06.226	3:15.696	**(2)**	54.61	0.671	11:08:31.646

Weather / Track : Bright / Drying

Snetterton 300
Circuit Length = 2.9689 miles
Start: 10:54 Flag 11:06 End: 11:09

BMCRC - MRO Championships 2017 - Rnd 10 @ Snetterton 300

DFDS Seaways Yamaha Past Masters & Blue Haze 2-Stroke GP

QUALIFYING - BEST SECTORS

SECTOR 1				SECTOR 2			IDEAL / BEST COMPARISON					
POS	NO	NAME	TIME	NO	NAME	TIME	POS	NO	NAME	IDEAL	BEST	DIFF
									PERFECT LAP	2:27.335		
1	143	BARFORD	**1:38.557**	6	BARBER	**48.778**	1	6	BARBER	2:28.506	2:28.506	0.000
2	6	BARBER	**1:39.728**	9	BRANTON	**49.225**	2	143	BARFORD	2:29.010	2:29.521	0.511
3	69	SAWYER	**1:40.000**	69	SAWYER	**49.998**	3	69	SAWYER	2:29.998	2:29.998	0.000
4	9	BRANTON	**1:40.880**	143	BARFORD	**50.453**	4	9	BRANTON	2:30.105	2:30.105	0.000
5	61	WELCH	**1:41.350**	61	WELCH	**50.743**	5	61	WELCH	2:32.093	2:32.093	0.000
6	88	STANLEY	**1:41.912**	70	BURSCOUGH	**50.755**	6	88	STANLEY	2:32.810	2:33.087	0.277
7	41	ABRAHAM	**1:42.047**	88	STANLEY	**50.898**	7	70	BURSCOUGH	2:33.210	2:33.210	0.000
8	4	HALIL	**1:42.342**	7	FISHWICK	**51.038**	8	4	HALIL	2:33.773	2:33.939	0.166
9	70	BURSCOUGH	**1:42.455**	4	HALIL	**51.431**	9	41	ABRAHAM	2:33.985	2:33.985	0.000
10	7	FISHWICK	**1:43.378**	41	ABRAHAM	**51.938**	10	7	FISHWICK	2:34.416	2:34.416	0.000
11	1	JOHNSON	**1:43.872**	1	JOHNSON	**52.777**	11	1	JOHNSON	2:36.649	2:36.649	0.000
12	21	HUNTER	**1:44.947**	13	EDMONDSON	**52.810**	12	21	HUNTER	2:38.260	2:38.260	0.000
13	13	EDMONDSON	**1:45.513**	83	GODBOLD	**53.151**	13	13	EDMONDSON	2:38.323	2:38.323	0.000
14	83	GODBOLD	**1:46.561**	21	HUNTER	**53.313**	14	83	GODBOLD	2:39.712	2:39.712	0.000
15	68	MARSHALL	**1:46.978**	3	BARRETT	**53.738**	15	3	BARRETT	2:41.651	2:41.651	0.000
16	155	COOPER	**1:47.559**	81	GUYETT	**54.471**	16	68	MARSHALL	2:41.715	2:41.715	0.000
17	3	BARRETT	**1:47.913**	68	MARSHALL	**54.737**	17	155	COOPER	2:42.717	2:42.750	0.033
18	81	GUYETT	**1:48.607**	155	COOPER	**55.158**	18	81	GUYETT	2:43.078	2:43.078	0.000
19	29	HARWOOD	**1:49.428**	85	BURSCOUGH	**55.483**	19	85	BURSCOUGH	2:45.588	2:45.588	0.000
20	85	BURSCOUGH	**1:50.105**	74	SHARPE	**55.486**	20	29	HARWOOD	2:45.750	2:45.750	0.000
21	100	HARTSHORNE	**1:50.324**	100	HARTSHORNE	**55.528**	21	100	HARTSHORNE	2:45.852	2:45.852	0.000
22	87	BUTTON	**1:51.701**	87	BUTTON	**55.670**	22	87	BUTTON	2:47.371	2:47.371	0.000
23	160	GOUGH	**1:51.708**	71	HICKLING	**55.758**	23	74	SHARPE	2:47.647	2:49.026	1.379
24	74	SHARPE	**1:52.161**	160	GOUGH	**56.213**	24	160	GOUGH	2:47.921	2:47.921	0.000
25	17	PATERSON	**1:52.505**	29	HARWOOD	**56.322**	25	71	HICKLING	2:48.681	2:48.681	0.000
26	55	TOLAND	**1:52.764**	99	OAKMAN	**56.960**	26	55	TOLAND	2:49.802	2:49.802	0.000
27	71	HICKLING	**1:52.923**	55	TOLAND	**57.038**	27	17	PATERSON	2:49.904	2:49.904	0.000
28	99	OAKMAN	**1:53.822**	17	PATERSON	**57.399**	28	99	OAKMAN	2:50.782	2:50.782	0.000
29	40	BEACOCK	**1:55.763**	40	BEACOCK	**57.796**	29	40	BEACOCK	2:53.559	2:53.559	0.000
30	86	RICHARDSON	**1:56.021**	60	READ	**1:00.126**	30	86	RICHARDSON	2:56.190	2:56.562	0.372
31	60	READ	**1:58.991**	86	RICHARDSON	**1:00.169**	31	60	READ	2:59.117	2:59.217	0.100
32	14	DUNN	**2:00.203**	14	DUNN	**1:01.171**	32	14	DUNN	3:01.374	3:01.374	0.000
33	38	WAKE	**2:02.874**	38	WAKE	**1:03.876**	33	38	WAKE	3:06.750	3:07.064	0.314
34	138	PETTET	**2:03.970**	138	PETTET	**1:04.821**	34	138	PETTET	3:08.791	3:08.833	0.042
35	59	HESMAN	**2:09.307**	59	HESMAN	**1:05.718**	35	59	HESMAN	3:15.025	3:15.025	0.000
36	56	SHOUBRIDGE	**2:51.427**									

Weather / Track : Bright / Drying

Snetterton 300
Circuit Length = 2.9689 miles
Start: 10:54 Flag 11:06 End: 11:09

Results can be found at www.tsl-timing.com

Printed - 11:25 Saturday, 07 October 2017

BMCRC - MRO Championships 2017 - Rnd 10 @ Snetterton 300

DFDS Seaways Yamaha Past Masters & Blue Haze 2-Stroke GP

RACE 6 - GRID (5 Laps)

ROW 13			1		38	45	Lorraine ANSON	37 58 Steve REDHEAD
ROW 12	36	56	Philip SHOUBRIDGE	3:15.025 35 59 Neil HESMAN	34	138	Chris PETTET	3:08.833
ROW 11			33	3:07.064 38 Mike WAKE	32	14	Steve DUNN	3:01.374 31 60 Ian READ 2:59.217
ROW 10	30	86	Lucia RICHARDSON	2:56.562 29 40 Douglas BEACOCK	28	99	Charles OAKMAN	2:53.559 2:50.782
ROW 9			27	2:49.904 17 David PATERSON	26	55	Paul TOLAND	2:49.802 25 74 Trevor SHARPE 2:49.026
ROW 8	24	71	Richard HICKLING	2:48.681 23 160 Danny GOUGH	22	87	Denise BUTTON	2:47.921 2:47.371
ROW 7			21	2:45.852 100 Gary HARTSHORNE	20	29	Giles HARWOOD	2:45.750 19 85 Liam BURSCOUGH 2:45.588
ROW 6	18	81	Reece GUYETT	2:43.078 17 155 Nick COOPER	16	68	Kevin MARSHALL	2:42.750 2:41.715
ROW 5			15	2:41.651 3 Tom BARRETT	14	83	Paul GODBOLD	2:39.712 13 13 Doug EDMONDSON 2:38.323
ROW 4	12	21	Ben HUNTER	2:38.260 11 1 Anthony JOHNSON	10	7	Pete FISHWICK	2:36.649 2:34.416
ROW 3			9	2:33.985 41 David ABRAHAM	8	4	Denis HALIL	2:33.939 7 70 Andrew BURSCOUGH 2:33.210
ROW 2	6	88	Michael STANLEY	2:33.087 5 61 Paul WELCH	4	9	Peter BRANTON	2:32.093 2:30.105
ROW 1			3	2:29.998 69 Richard SAWYER	2	143	Daniel BARFORD	2:29.521 1 6 Matt BARBER 2:28.506

Pole

Snetterton 300
Circuit Length = 2.9689 miles

These results are provisional until the conclusion of any judicial and technical matters.

Clerk Of Course :		Timekeeper :

Results can be found at www.tsl-timing.com

Printed - 11:25 Saturday, 07 October 2017

BMCRC - MRO Championships 2017 - Rnd 10 @ Snetterton 300

DFDS Seaways Yamaha Past Masters & Blue Haze 2-Stroke GP

RACE 6 - CLASSIFICATION

POS	NO	CL	PIC	NAME	ENTRY	LAPS	TIME	GAP	DIFF	MPH	BEST	ON
1	**1**	YPM	1	Anthony JOHNSON	Yamaha - Bexhill gearboxes	**3**	6:38.129			80.53	**2:09.715**	3
2	**9**	YPM	2	Peter BRANTON	Yamaha -	**3**	6:49.645	**11.516**	11.516	78.27	**2:14.577**	2
3	**13**	YPM	3	Doug EDMONDSON	Yamaha - Wave Racing Developments	**3**	6:54.093	**15.964**	4.448	77.43	**2:15.540**	2
4	**7**	YPM	4	Pete FISHWICK	Yamaha -	**3**	6:55.582	**17.453**	1.489	77.15	**2:15.461**	3
5	**70**	YPMC	1	Andrew BURSCOUGH	Yamaha - Apollo Tuning	**3**	6:57.733	**19.604**	2.151	76.75	**2:17.369**	2
6	**88**	YPMC	2	Michael STANLEY	Yamaha -	**3**	6:58.363	**20.234**	0.630	76.64	**2:16.718**	2
7	**29**	YPM	5	Giles HARWOOD	Yamaha -	**3**	7:03.541	**25.412**	5.178	75.70	**2:17.103**	2
8	**69**	GPF	1	Richard SAWYER	Yamaha -	**3**	7:04.398	**26.269**	0.857	75.55	**2:18.115**	2
9	**143**	GP	1	Daniel BARFORD	Aprilia - Aspire racing	**3**	7:06.046	**27.917**	1.648	75.26	**2:18.905**	2
10	**3**	GP	2	Tom BARRETT	Honda -	**3**	7:06.360	**28.231**	0.314	75.20	**2:17.842**	2
11	**4**	YPM	6	Denis HALIL	Yamaha - D & A AUTOS	**3**	7:07.570	**29.441**	1.210	74.99	**2:18.458**	3
12	**83**	YPMR	1	Paul GODBOLD	Yamaha - Hill farm tree services	**3**	7:07.587	**29.458**	0.017	74.98	**2:18.868**	3
13	**41**	YPM	7	David ABRAHAM	Yamaha - Cambridge Motorcycles	**3**	7:08.569	**30.440**	0.982	74.81	**2:19.505**	3
14	**81**	YPM	8	Reece GUYETT	Yamaha - Rose MOT Centre	**3**	7:10.780	**32.651**	2.211	74.43	**2:19.933**	3
15	**55**	YPM	9	Paul TOLAND	Yamaha -	**3**	7:22.351	**44.222**	11.571	72.48	**2:24.015**	3
16	**17**	YPMC	3	David PATERSON	Yamaha - Lots of overtime	**3**	7:22.377	**44.248**	0.026	72.48	**2:21.194**	2
17	**40**	YPMR	2	Douglas BEACOCK	Yamaha -	**3**	7:26.865	**48.736**	4.488	71.75	**2:25.554**	3
18	**68**	YPMC	4	Kevin MARSHALL	Yamaha -	**3**	7:27.637	**49.508**	0.772	71.62	**2:25.648**	3
19	**14**	GPF	2	Steve DUNN	Yamaha -	**3**	7:28.077	**49.948**	0.440	71.55	**2:24.806**	3
20	**87**	YPMR	3	Denise BUTTON	Yamaha -	**3**	7:31.920	**53.791**	3.843	70.95	**2:26.314**	3
21	**56**	GPF	3	Philip SHOUBRIDGE	Aprilia -	**3**	7:33.246	**55.117**	1.326	70.74	**2:25.754**	3
22	**59**	YPMC	5	Neil HESMAN	Yamaha - Farkham Hall	**3**	7:49.068	**1:10.939**	15.822	68.35	**2:32.651**	2
23	**86**	YPMR	4	Lucia RICHARDSON	Yamaha - Mungo Marine LTD	**3**	8:28.211	**1:50.082**	39.143	63.09	**2:45.017**	2

NOT CLASSIFIED

DNF	**38**	YPM		Mike WAKE	Yamaha - Tony's Big Bikes	**2**	5:10.126	**1 Lap**	1 Lap	68.92	**2:31.530**	2
DNF	**138**	GPF		Chris PETTET	MZ -	**2**	5:43.583	**1 Lap**	33.457	62.21	**2:47.845**	2
DNF	**85**	YPMR		Liam BURSCOUGH	Yamaha - Apollo Tuning / Scorpion Motorcycles Llar	**0**						
DNF	**99**	YPMR		Charles OAKMAN	Yamaha -	**0**						
DNF	**100**	YPMR		Gary HARTSHORNE	Yamaha - Yambits	**0**						

FASTEST LAP

1	YPM	Anthony JOHNSON	Yamaha - Bexhill gearboxes	**3**	2:09.715	82.39 mph	132.60 kph
88	YPMC	Michael STANLEY	Yamaha -	**2**	2:16.718	78.17 mph	125.81 kph
3	GP	Tom BARRETT	Honda -	**2**	2:17.842	77.53 mph	124.78 kph
69	GPF	Richard SAWYER	Yamaha -	**2**	2:18.115	77.38 mph	124.53 kph
83	YPMR	Paul GODBOLD	Yamaha - Hill farm tree services	**3**	2:18.868	76.96 mph	123.86 kph

Class YPM - 90% of Race Speed = 72.47 mph
Class YPMC - 90% of Race Speed = 69.07 mph
Class GPF - 90% of Race Speed = 67.99 mph
Class GP - 90% of Race Speed = 67.73 mph
Class YPMR - 90% of Race Speed = 67.48 mph

Snetterton 300
Circuit Length = 2.9689 miles
Start: 14:55 Flag 15:01 End: 15:04

Weather / Track : Cloudy / Dry
These results are provisional until the conclusion of any judicial and technical matters.

Clerk Of Course :		Timekeeper :

Results can be found at www.tsl-timing.com

Printed - 15:04 Saturday, 07 October 2017

BMCRC - MRO Championships 2017 - Rnd 10 @ Snetterton 300

DFDS Seaways Yamaha Past Masters & Blue Haze 2-Stroke GP

RACE 6 - LAP CHART

LAP 1 @ 14:57:38.118

NO	BEHIND	LAP TIME
1		2:17.569
9	2.253	2:19.822
70	5.025	2:22.594
13	5.390	2:22.959
7	5.727	2:23.296
88	6.357	2:23.926
69	8.245	2:25.814
143	10.334	2:27.903
29	11.044	2:28.613
41	11.222	2:28.791
3	11.641	2:29.210
83	11.670	2:29.239
55	12.699	2:30.268
4	12.978	2:30.547
81	13.231	2:30.800
17	14.199	2:31.768
40	17.099	2:34.668
68	17.700	2:35.269
87	19.412	2:36.981
14	19.662	2:37.231
38	21.027	2:38.596
56	22.329	2:39.898
59	23.110	2:40.679
138	38.169	2:55.738
86	40.086	2:57.655

LAP 2 @ 14:59:48.963

NO	BEHIND	LAP TIME
1		2:10.845
9	5.985	2:14.577
13	10.085	2:15.540
70	11.549	2:17.369
7	11.707	2:16.825
88	12.230	2:16.718
69	15.515	2:18.115
29	17.302	2:17.103
143	18.394	2:18.905
3	18.638	2:17.842
83	20.305	2:19.480
41	20.650	2:20.273
4	20.698	2:18.565
81	22.433	2:20.047
17	24.548	2:21.194
55	29.922	2:28.068
40	32.897	2:26.643
68	33.575	2:26.720
14	34.857	2:26.040
87	37.192	2:28.625
56	39.078	2:27.594
38	41.712	2:31.530
59	44.916	2:32.651
86	1:14.258	2:45.017
138	1:15.169	2:47.845

LAP 3 @ 15:01:58.678

NO	BEHIND	LAP TIME
1		2:09.715
9	11.516	2:15.246
13	15.964	2:15.594
7	17.453	2:15.461
70	19.604	2:17.770
88	20.234	2:17.719
29	25.412	2:17.825
69	26.269	2:20.469
143	27.917	2:19.238
3	28.231	2:19.308
4	29.441	2:18.458
83	29.458	2:18.868
41	30.440	2:19.505
81	32.651	2:19.933
55	44.222	2:24.015
17	44.248	2:29.415
40	48.736	2:25.554
68	49.508	2:25.648
14	49.948	2:24.806
87	53.791	2:26.314
56	55.117	2:25.754
59	1:10.939	2:35.738
86	1:50.082	2:45.539

Weather / Track : Cloudy / Dry

Snetterton 300
Circuit Length = 2.9689 miles
Start: 14:55 Flag 15:01 End: 15:04

Results can be found at www.tsl-timing.com

Printed - 15:06 Saturday, 07 October 2017

BMCRC - MRO Championships 2017 - Rnd 10 @ Snetterton 300

DFDS Seaways Yamaha Past Masters & Blue Haze 2-Stroke GP

RACE 6 - SECTOR ANALYSIS

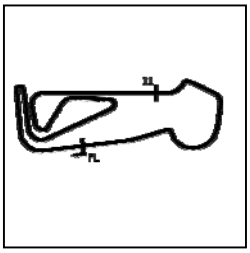

SECTOR 1 = FL to I1, SECTOR 2 = I1 to FL, DIFF = Difference To Personal Best Lap, P = Crossed Finish Line in Pit Lane, D = Time Disallowed

P1 1 YPM Anthony JOHNSON Yamaha - Bexhill gearboxes

IDEAL LAP TIME : 2:09.715 BEST LAP TIME : 2:09.715 DIFFERENCE : 0.000

LAP	SECTOR 1	SECTOR 2	LAP TIME	MPH	DIFF	TIME OF DAY
1 -		43.621	2:17.569	77.69	7.854	14:57:38.118
2 -	1:27.537	43.308	2:10.845 (2)	81.68	1.130	14:59:48.963
3 -	***1:26.756***	***42.959***	***2:09.715 (1)***	***82.39***		***15:01:58.678***

P2 9 YPM Peter BRANTON Yamaha -

IDEAL LAP TIME : 2:14.577 BEST LAP TIME : 2:14.577 DIFFERENCE : 0.000

LAP	SECTOR 1	SECTOR 2	LAP TIME	MPH	DIFF	TIME OF DAY
1 -		44.839	2:19.822	76.44	5.245	14:57:40.371
2 -	***1:29.834***	***44.743***	***2:14.577 (1)***	***79.41***		***14:59:54.948***
3 -	1:30.326	44.920	2:15.246 (2)	79.02	0.669	15:02:10.194

P3 13 YPM Doug EDMONDSON Yamaha - Wave Racing Developments

IDEAL LAP TIME : 2:15.222 BEST LAP TIME : 2:15.540 DIFFERENCE : 0.318

LAP	SECTOR 1	SECTOR 2	LAP TIME	MPH	DIFF	TIME OF DAY
1 -		***44.915***	2:22.959	74.76	7.419	14:57:43.508
2 -	***1:30.307***	45.233	***2:15.540 (1)***	***78.85***		***14:59:59.048***
3 -	1:30.412	45.182	2:15.594 (2)	78.82	0.054	15:02:14.642

P4 7 YPM Pete FISHWICK Yamaha -

IDEAL LAP TIME : 2:15.461 BEST LAP TIME : 2:15.461 DIFFERENCE : 0.000

LAP	SECTOR 1	SECTOR 2	LAP TIME	MPH	DIFF	TIME OF DAY
1 -		45.357	2:23.296	74.58	7.835	14:57:43.845
2 -	1:31.518	45.307	2:16.825 (2)	78.11	1.364	15:00:00.670
3 -	***1:30.582***	***44.879***	***2:15.461 (1)***	***78.90***		***15:02:16.131***

P5 70 YPMC Andrew BURSCOUGH Yamaha - Apollo Tuning

IDEAL LAP TIME : 2:16.846 BEST LAP TIME : 2:17.369 DIFFERENCE : 0.523

LAP	SECTOR 1	SECTOR 2	LAP TIME	MPH	DIFF	TIME OF DAY
1 -		45.538	2:22.594	74.95	5.225	14:57:43.143
2 -	***1:31.464***	45.905	***2:17.369 (1)***	***77.80***		***15:00:00.512***
3 -	1:32.388	***45.382***	2:17.770 (2)	77.57	0.401	15:02:18.282

P6 88 YPMC Michael STANLEY Yamaha -

IDEAL LAP TIME : 2:16.718 BEST LAP TIME : 2:16.718 DIFFERENCE : 0.000

LAP	SECTOR 1	SECTOR 2	LAP TIME	MPH	DIFF	TIME OF DAY
1 -		45.871	2:23.926	74.26	7.208	14:57:44.475
2 -	***1:31.050***	***45.668***	***2:16.718 (1)***	***78.17***		***15:00:01.193***
3 -	1:31.984	45.735	2:17.719 (2)	77.60	1.001	15:02:18.912

P7 29 YPM Giles HARWOOD Yamaha -

IDEAL LAP TIME : 2:17.103 BEST LAP TIME : 2:17.103 DIFFERENCE : 0.000

LAP	SECTOR 1	SECTOR 2	LAP TIME	MPH	DIFF	TIME OF DAY
1 -		46.809	2:28.613	71.91	11.510	14:57:49.162
2 -	***1:31.280***	***45.823***	***2:17.103 (1)***	***77.95***		***15:00:06.265***
3 -	1:31.556	46.269	2:17.825 (2)	77.54	0.722	15:02:24.090

P8 69 GPF Richard SAWYER Yamaha -

IDEAL LAP TIME : 2:18.115 BEST LAP TIME : 2:18.115 DIFFERENCE : 0.000

LAP	SECTOR 1	SECTOR 2	LAP TIME	MPH	DIFF	TIME OF DAY
1 -		46.562	2:25.814	73.29	7.699	14:57:46.363
2 -	***1:31.868***	***46.247***	***2:18.115 (1)***	***77.38***		***15:00:04.478***
3 -	1:33.424	47.045	2:20.469 (2)	76.08	2.354	15:02:24.947

Weather / Track : Cloudy / Dry

Snetterton 300
Circuit Length = 2.9689 miles
Start: 14:55 Flag 15:01 End: 15:04

BMCRC - MRO Championships 2017 - Rnd 10 @ Snetterton 300

DFDS Seaways Yamaha Past Masters & Blue Haze 2-Stroke GP

RACE 6 - SECTOR ANALYSIS

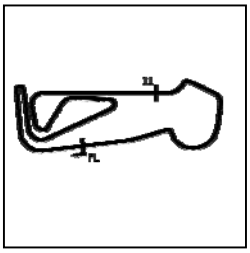

SECTOR 1 = FL to I1, SECTOR 2 = I1 to FL, DIFF = Difference To Personal Best Lap, P = Crossed Finish Line in Pit Lane, D = Time Disallowed

P9 143 GP Daniel BARFORD Aprilia - Aspire racing

IDEAL LAP TIME : 2:18.828 BEST LAP TIME : 2:18.905 DIFFERENCE : 0.077

LAP	SECTOR 1	SECTOR 2	LAP TIME	MPH	DIFF	TIME OF DAY
1 -		46.442	2:27.903	72.26	8.998	14:57:48.452
2 -	1:33.017	***45.888***	***2:18.905*** **(1)**	***76.94***		***15:00:07.357***
3 -	***1:32.940***	46.298	2:19.238 **(2)**	76.76	0.333	15:02:26.595

P10 3 GP Tom BARRETT Honda -

IDEAL LAP TIME : 2:17.842 BEST LAP TIME : 2:17.842 DIFFERENCE : 0.000

LAP	SECTOR 1	SECTOR 2	LAP TIME	MPH	DIFF	TIME OF DAY
1 -		46.340	2:29.210	71.63	11.368	14:57:49.759
2 -	***1:31.748***	***46.094***	***2:17.842*** **(1)**	***77.53***		***15:00:07.601***
3 -	1:32.826	46.482	2:19.308 **(2)**	76.72	1.466	15:02:26.909

P11 4 YPM Denis HALIL Yamaha - D & A AUTOS

IDEAL LAP TIME : 2:17.480 BEST LAP TIME : 2:18.458 DIFFERENCE : 0.978

LAP	SECTOR 1	SECTOR 2	LAP TIME	MPH	DIFF	TIME OF DAY
1 -		47.322	2:30.547	70.99	12.089	14:57:51.096
2 -	***1:32.261***	46.304	2:18.565 **(2)**	77.13	0.107	15:00:09.661
3 -	1:33.239	***45.219***	***2:18.458*** **(1)**	***77.19***		***15:02:28.119***

P12 83 YPMR Paul GODBOLD Yamaha - Hill farm tree services

IDEAL LAP TIME : 2:18.868 BEST LAP TIME : 2:18.868 DIFFERENCE : 0.000

LAP	SECTOR 1	SECTOR 2	LAP TIME	MPH	DIFF	TIME OF DAY
1 -		46.398	2:29.239	71.61	10.371	14:57:49.788
2 -	1:33.194	46.286	2:19.480 **(2)**	76.62	0.612	15:00:09.268
3 -	***1:32.921***	***45.947***	***2:18.868*** **(1)**	***76.96***		***15:02:28.136***

P13 41 YPM David ABRAHAM Yamaha - Cambridge Motorcycles

IDEAL LAP TIME : 2:19.505 BEST LAP TIME : 2:19.505 DIFFERENCE : 0.000

LAP	SECTOR 1	SECTOR 2	LAP TIME	MPH	DIFF	TIME OF DAY
1 -		47.342	2:28.791	71.83	9.286	14:57:49.340
2 -	1:33.812	46.461	2:20.273 **(2)**	76.19	0.768	15:00:09.613
3 -	***1:33.423***	***46.082***	***2:19.505*** **(1)**	***76.61***		***15:02:29.118***

P14 81 YPM Reece GUYETT Yamaha - Rose MOT Centre

IDEAL LAP TIME : 2:19.930 BEST LAP TIME : 2:19.933 DIFFERENCE : 0.003

LAP	SECTOR 1	SECTOR 2	LAP TIME	MPH	DIFF	TIME OF DAY
1 -		47.403	2:30.800	70.87	10.867	14:57:51.349
2 -	***1:33.273***	46.774	2:20.047 **(2)**	76.31	0.114	15:00:11.396
3 -	1:33.276	***46.657***	***2:19.933*** **(1)**	***76.37***		***15:02:31.329***

P15 55 YPM Paul TOLAND Yamaha -

IDEAL LAP TIME : 2:22.247 BEST LAP TIME : 2:24.015 DIFFERENCE : 1.768

LAP	SECTOR 1	SECTOR 2	LAP TIME	MPH	DIFF	TIME OF DAY
1 -		***47.493***	2:30.268	71.12	6.253	14:57:50.817
2 -	***1:34.754***	53.314	2:28.068 **(2)**	72.18	4.053	15:00:18.885
3 -	1:35.920	48.095	***2:24.015*** **(1)**	***74.21***		***15:02:42.900***

P16 17 YPMC David PATERSON Yamaha - Lots of overtime

IDEAL LAP TIME : 2:21.107 BEST LAP TIME : 2:21.194 DIFFERENCE : 0.087

LAP	SECTOR 1	SECTOR 2	LAP TIME	MPH	DIFF	TIME OF DAY
1 -		***47.744***	2:31.768	70.42	10.574	14:57:52.317
2 -	***1:33.363***	47.831	***2:21.194*** **(1)**	***75.69***		***15:00:13.511***
3 -	1:39.367	50.048	2:29.415 **(2)**	71.53	8.221	15:02:42.926

Weather / Track : Cloudy / Dry

Snetterton 300
Circuit Length = 2.9689 miles
Start: 14:55 Flag 15:01 End: 15:04

BMCRC - MRO Championships 2017 - Rnd 10 @ Snetterton 300

DFDS Seaways Yamaha Past Masters & Blue Haze 2-Stroke GP

RACE 6 - SECTOR ANALYSIS

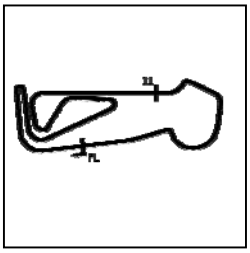

SECTOR 1 = FL to I1, SECTOR 2 = I1 to FL, DIFF = Difference To Personal Best Lap, P = Crossed Finish Line in Pit Lane, D = Time Disallowed

P17 40 YPMR Douglas BEACOCK Yamaha -

IDEAL LAP TIME : 2:25.403 BEST LAP TIME : 2:25.554 DIFFERENCE : 0.151

LAP	SECTOR 1	SECTOR 2	LAP TIME	MPH	DIFF	TIME OF DAY
1 -		49.093	2:34.668	69.10	9.114	14:57:55.217
2 -	1:38.074	***48.569***	2:26.643 **(2)**	72.88	1.089	15:00:21.860
3 -	***1:36.834***	48.720	***2:25.554*** **(1)**	***73.43***		***15:02:47.414***

P18 68 YPMC Kevin MARSHALL Yamaha -

IDEAL LAP TIME : 2:25.378 BEST LAP TIME : 2:25.648 DIFFERENCE : 0.270

LAP	SECTOR 1	SECTOR 2	LAP TIME	MPH	DIFF	TIME OF DAY
1 -		49.077	2:35.269	68.83	9.621	14:57:55.818
2 -	1:38.032	***48.688***	2:26.720 **(2)**	72.84	1.072	15:00:22.538
3 -	***1:36.690***	48.958	***2:25.648*** **(1)**	***73.38***		***15:02:48.186***

P19 14 GPF Steve DUNN Yamaha -

IDEAL LAP TIME : 2:24.806 BEST LAP TIME : 2:24.806 DIFFERENCE : 0.000

LAP	SECTOR 1	SECTOR 2	LAP TIME	MPH	DIFF	TIME OF DAY
1 -		49.722	2:37.231	67.97	12.425	14:57:57.780
2 -	1:37.132	48.908	2:26.040 **(2)**	73.18	1.234	15:00:23.820
3 -	***1:36.153***	***48.653***	***2:24.806*** **(1)**	***73.80***		***15:02:48.626***

P20 87 YPMR Denise BUTTON Yamaha -

IDEAL LAP TIME : 2:26.314 BEST LAP TIME : 2:26.314 DIFFERENCE : 0.000

LAP	SECTOR 1	SECTOR 2	LAP TIME	MPH	DIFF	TIME OF DAY
1 -		49.794	2:36.981	68.08	10.667	14:57:57.530
2 -	1:39.184	49.441	2:28.625 **(2)**	71.91	2.311	15:00:26.155
3 -	***1:37.356***	***48.958***	***2:26.314*** **(1)**	***73.04***		***15:02:52.469***

P21 56 GPF Philip SHOUBRIDGE Aprilia -

IDEAL LAP TIME : 2:25.754 BEST LAP TIME : 2:25.754 DIFFERENCE : 0.000

LAP	SECTOR 1	SECTOR 2	LAP TIME	MPH	DIFF	TIME OF DAY
1 -		49.411	2:39.898	66.84	14.144	14:58:00.447
2 -	1:38.863	48.731	2:27.594 **(2)**	72.41	1.840	15:00:28.041
3 -	***1:37.478***	***48.276***	***2:25.754*** **(1)**	***73.32***		***15:02:53.795***

P22 59 YPMC Neil HESMAN Yamaha - Farkham Hall

IDEAL LAP TIME : 2:32.644 BEST LAP TIME : 2:32.651 DIFFERENCE : 0.007

LAP	SECTOR 1	SECTOR 2	LAP TIME	MPH	DIFF	TIME OF DAY
1 -		***50.851***	2:40.679	66.51	8.028	14:58:01.228
2 -	***1:41.793***	50.858	***2:32.651*** **(1)**	***70.01***		***15:00:33.879***
3 -	1:44.290	51.448	2:35.738 **(2)**	68.62	3.087	15:03:09.617

P23 86 YPMR Lucia RICHARDSON Yamaha - Mungo Marine LTD

IDEAL LAP TIME : 2:45.017 BEST LAP TIME : 2:45.017 DIFFERENCE : 0.000

LAP	SECTOR 1	SECTOR 2	LAP TIME	MPH	DIFF	TIME OF DAY
1 -		57.112	2:57.655	60.16	12.638	14:58:18.204
2 -	***1:49.832***	***55.185***	***2:45.017*** **(1)**	***64.76***		***15:01:03.221***
3 -	1:50.221	55.318	2:45.539 **(2)**	64.56	0.522	15:03:48.760

P24 38 YPM Mike WAKE Yamaha - Tony's Big Bikes

IDEAL LAP TIME : 2:30.723 BEST LAP TIME : 2:31.530 DIFFERENCE : 0.807

LAP	SECTOR 1	SECTOR 2	LAP TIME	MPH	DIFF	TIME OF DAY
1 -		***50.332***	2:38.596	67.39	7.066	14:57:59.145
2 -	***1:40.391***	51.139	***2:31.530*** **(1)**	***70.53***		***15:00:30.675***

Weather / Track : Cloudy / Dry

Snetterton 300
Circuit Length = 2.9689 miles
Start: 14:55 Flag 15:01 End: 15:04

BMCRC - MRO Championships 2017 - Rnd 10 @ Snetterton 300

DFDS Seaways Yamaha Past Masters & Blue Haze 2-Stroke GP

RACE 6 - SECTOR ANALYSIS

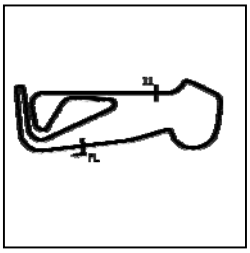

SECTOR 1 = FL to I1, SECTOR 2 = I1 to FL, DIFF = Difference To Personal Best Lap, P = Crossed Finish Line in Pit Lane, D = Time Disallowed

P25 138 GPF Chris PETTET MZ -

IDEAL LAP TIME : 2:47.414 BEST LAP TIME : 2:47.845 DIFFERENCE : 0.431

LAP	SECTOR 1	SECTOR 2	LAP TIME	MPH	DIFF	TIME OF DAY
1 -		55.848	2:55.738	60.81	7.893	14:58:16.287
2 -	1:52.104	***55.741***	***2:47.845*** **(1)**	***63.67***		***15:01:04.132***

Weather / Track : Cloudy / Dry

Snetterton 300
Circuit Length = 2.9689 miles
Start: 14:55 Flag 15:01 End: 15:04

BMCRC - MRO Championships 2017 - Rnd 10 @ Snetterton 300

DFDS Seaways Yamaha Past Masters & Blue Haze 2-Stroke GP

RACE 6 - BEST SECTORS

SECTOR 1				SECTOR 2			IDEAL / BEST COMPARISON					
POS	NO	NAME	TIME	NO	NAME	TIME	POS	NO	NAME	IDEAL	BEST	DIFF
									PERFECT LAP	2:09.715		
1	1	JOHNSON	**1:26.756**	1	JOHNSON	**42.959**	1	1	JOHNSON	2:09.715	2:09.715	0.000
2	9	BRANTON	**1:29.834**	9	BRANTON	**44.743**	2	9	BRANTON	2:14.577	2:14.577	0.000
3	13	EDMONDSON	**1:30.307**	7	FISHWICK	**44.879**	3	13	EDMONDSON	2:15.222	2:15.540	0.318
4	7	FISHWICK	**1:30.582**	13	EDMONDSON	**44.915**	4	7	FISHWICK	2:15.461	2:15.461	0.000
5	88	STANLEY	**1:31.050**	4	HALIL	**45.219**	5	88	STANLEY	2:16.718	2:16.718	0.000
6	29	HARWOOD	**1:31.280**	70	BURSCOUGH	**45.382**	6	70	BURSCOUGH	2:16.846	2:17.369	0.523
7	70	BURSCOUGH	**1:31.464**	88	STANLEY	**45.668**	7	29	HARWOOD	2:17.103	2:17.103	0.000
8	3	BARRETT	**1:31.748**	29	HARWOOD	**45.823**	8	4	HALIL	2:17.480	2:18.458	0.978
9	69	SAWYER	**1:31.868**	143	BARFORD	**45.888**	9	3	BARRETT	2:17.842	2:17.842	0.000
10	4	HALIL	**1:32.261**	83	GODBOLD	**45.947**	10	69	SAWYER	2:18.115	2:18.115	0.000
11	83	GODBOLD	**1:32.921**	41	ABRAHAM	**46.082**	11	143	BARFORD	2:18.828	2:18.905	0.077
12	143	BARFORD	**1:32.940**	3	BARRETT	**46.094**	12	83	GODBOLD	2:18.868	2:18.868	0.000
13	81	GUYETT	**1:33.273**	69	SAWYER	**46.247**	13	41	ABRAHAM	2:19.505	2:19.505	0.000
14	17	PATERSON	**1:33.363**	81	GUYETT	**46.657**	14	81	GUYETT	2:19.930	2:19.933	0.003
15	41	ABRAHAM	**1:33.423**	55	TOLAND	**47.493**	15	17	PATERSON	2:21.107	2:21.194	0.087
16	55	TOLAND	**1:34.754**	17	PATERSON	**47.744**	16	55	TOLAND	2:22.247	2:24.015	1.768
17	14	DUNN	**1:36.153**	56	SHOUBRIDGE	**48.276**	17	14	DUNN	2:24.806	2:24.806	0.000
18	68	MARSHALL	**1:36.690**	40	BEACOCK	**48.569**	18	68	MARSHALL	2:25.378	2:25.648	0.270
19	40	BEACOCK	**1:36.834**	14	DUNN	**48.653**	19	40	BEACOCK	2:25.403	2:25.554	0.151
20	87	BUTTON	**1:37.356**	68	MARSHALL	**48.688**	20	56	SHOUBRIDGE	2:25.754	2:25.754	0.000
21	56	SHOUBRIDGE	**1:37.478**	87	BUTTON	**48.958**	21	87	BUTTON	2:26.314	2:26.314	0.000
22	38	WAKE	**1:40.391**	38	WAKE	**50.332**	22	38	WAKE	2:30.723	2:31.530	0.807
23	59	HESMAN	**1:41.793**	59	HESMAN	**50.851**	23	59	HESMAN	2:32.644	2:32.651	0.007
24	86	RICHARDSON	**1:49.832**	86	RICHARDSON	**55.185**	24	86	RICHARDSON	2:45.017	2:45.017	0.000
25	138	PETTET	**1:51.673**	138	PETTET	**55.741**	25	138	PETTET	2:47.414	2:47.845	0.431
26												
27												
28												

Weather / Track : Cloudy / Dry

Snetterton 300
Circuit Length = 2.9689 miles
Start: 14:55 Flag 15:01 End: 15:04

Results can be found at www.tsl-timing.com

Printed - 15:06 Saturday, 07 October 2017

BMCRC - MRO Championships 2017 - Rnd 10 @ Snetterton 300

DFDS Seaways Yamaha Past Masters & Blue Haze 2-Stroke GP

RACE 14 - GRID (5 Laps)

ROW 13			1		38	45 Lorraine ANSON	37	58 Steve REDHEAD
ROW 12	36	60 Ian READ	35	74 Trevor SHARPE	34	71 Richard HICKLING		
ROW 11			33	160 Danny GOUGH	32	155 Nick COOPER	31	21 Ben HUNTER
ROW 10	30	61 Paul WELCH	29	6 Matt BARBER	28	100 Gary HARTSHORNE		
ROW 9			27	99 Charles OAKMAN	26	85 Liam BURSCOUGH	25	2:47.845 138 Chris PETTET
ROW 8	24	2:45.017 86 Lucia RICHARDSON	23	2:32.651 59 Neil HESMAN	22	2:31.530 38 Mike WAKE		
ROW 7			21	2:26.314 87 Denise BUTTON	20	2:25.754 56 Philip SHOUBRIDGE	19	2:25.648 68 Kevin MARSHALL
ROW 6	18	2:25.554 40 Douglas BEACOCK	17	2:24.806 14 Steve DUNN	16	2:24.015 55 Paul TOLAND		
ROW 5			15	2:21.194 17 David PATERSON	14	2:19.933 81 Reece GUYETT	13	2:19.505 41 David ABRAHAM
ROW 4	12	2:18.905 143 Daniel BARFORD	11	2:18.868 83 Paul GODBOLD	10	2:18.458 4 Denis HALIL		
ROW 3			9	2:18.115 69 Richard SAWYER	8	2:17.842 3 Tom BARRETT	7	2:17.369 70 Andrew BURSCOUGH
ROW 2	6	2:17.103 29 Giles HARWOOD	5	2:16.718 88 Michael STANLEY	4	2:15.540 13 Doug EDMONDSON		
ROW 1			3	2:15.461 7 Pete FISHWICK	2	2:14.577 9 Peter BRANTON	1	2:09.715 1 Anthony JOHNSON

Pole

Snetterton 300
Circuit Length = 2.9689 miles

These results are provisional until the conclusion of any judicial and technical matters.

Clerk Of Course :		Timekeeper :

Results can be found at www.tsl-timing.com

Printed - 15:09 Saturday, 07 October 2017

BMCRC - MRO Championships 2017 - Rnd 10 @ Snetterton 300

DFDS Seaways Yamaha Past Masters & Blue Haze 2-Stroke GP

RACE 14 - CLASSIFICATION

POS	NO	CL	PIC	NAME	ENTRY	LAPS	TIME	GAP	DIFF	MPH	BEST	ON
1	**1**	YPM	1	Anthony JOHNSON	Yamaha - Bexhill gearboxes	**4**	10:53.358			65.43	**2:41.081**	3
2	**88**	YPMC	1	Michael STANLEY	Yamaha -	**4**	10:59.044	**5.686**	5.686	64.87	**2:40.763**	4
3	**69**	GPF	1	Richard SAWYER	Yamaha -	**4**	11:01.055	**7.697**	2.011	64.67	**2:39.217**	4
4	**143**	GP	1	Daniel BARFORD	Aprilia - Aspire racing	**4**	11:01.342	**7.984**	0.287	64.64	**2:36.828**	4
5	**6**	YPM	2	Matt BARBER	Yamaha -	**4**	11:05.819	**12.461**	4.477	64.21	**2:40.150**	4
6	**7**	YPM	3	Pete FISHWICK	Yamaha -	**4**	11:05.840	**12.482**	0.021	64.20	**2:42.930**	3
7	**61**	YPM	4	Paul WELCH	Yamaha -	**4**	11:11.021	**17.663**	5.181	63.71	**2:44.064**	4
8	**4**	YPM	5	Denis HALIL	Yamaha - D & A AUTOS	**4**	11:11.301	**17.943**	0.280	63.68	**2:45.114**	3
9	**41**	YPM	6	David ABRAHAM	Yamaha - Cambridge Motorcycles	**4**	11:14.559	**21.201**	3.258	63.37	**2:43.034**	4
10	**83**	YPMR	1	Paul GODBOLD	Yamaha - Hill farm tree services	**4**	11:29.965	**36.607**	15.406	61.96	**2:46.682**	2
11	**85**	YPMR	2	Liam BURSCOUGH	Yamaha - Apollo Tuning / Scorpion Motorcycles Llar	**4**	11:45.115	**51.757**	15.150	60.63	**2:53.204**	4
12	**71**	GPF	2	Richard HICKLING	Aprilia -	**4**	11:50.298	**56.940**	5.183	60.18	**2:51.873**	4
13	**21**	YPM	7	Ben HUNTER	Yamaha -	**4**	11:59.677	**1:06.319**	9.379	59.40	**2:55.754**	4
14	**40**	YPMR	3	Douglas BEACOCK	Yamaha -	**4**	11:59.809	**1:06.451**	0.132	59.39	**2:54.442**	2
15	**29**	YPM	8	Giles HARWOOD	Yamaha -	**4**	12:00.526	**1:07.168**	0.717	59.33	**2:56.538**	4
16	**100**	YPMR	4	Gary HARTSHORNE	Yamaha - Yambits	**4**	12:05.494	**1:12.136**	4.968	58.92	**2:51.493**	4
17	**155**	GPF	3	Nick COOPER	Aprilia - Skint Racing - Wemoto.com and Mr Spotch	**4**	12:07.055	**1:13.697**	1.561	58.80	**2:53.910**	4
18	**68**	YPMC	2	Kevin MARSHALL	Yamaha -	**4**	12:10.639	**1:17.281**	3.584	58.51	**2:55.401**	3
19	**160**	YPMR	5	Danny GOUGH	Yamaha - Gforce Motorcycles	**4**	12:23.206	**1:29.848**	12.567	57.52	**2:58.873**	4
20	**99**	YPMR	6	Charles OAKMAN	Yamaha -	**4**	12:23.448	**1:30.090**	0.242	57.50	**2:59.060**	4
21	**56**	GPF	4	Philip SHOUBRIDGE	Aprilia -	**4**	12:33.825	**1:40.467**	10.377	56.71	**3:03.763**	3
22	**86**	YPMR	7	Lucia RICHARDSON	Yamaha - Mungo Marine LTD	**4**	13:18.511	**2:25.153**	44.686	53.54	**3:12.543**	2

NOT CLASSIFIED

DNF	**87**	YPMR		Denise BUTTON	Yamaha -	**3**	9:13.322	**1 Lap**	1 Lap	57.94	**2:56.838**	2
DNF	**55**	YPM		Paul TOLAND	Yamaha -	**2**	5:39.323	**2 Laps**	1 Lap	62.99	**2:49.394**	2
DNF	**9**	YPM		Peter BRANTON	Yamaha -	**1**	2:44.918	**3 Laps**	1 Lap	64.80		
DNF	**70**	YPMC		Andrew BURSCOUGH	Yamaha - Apollo Tuning	**0**						
DNF	**3**	GP		Tom BARRETT	Honda -	**0**						

FASTEST LAP

143	GP	Daniel BARFORD	Aprilia - Aspire racing	**4**	2:36.828	68.15 mph	109.67 kph
69	GPF	Richard SAWYER	Yamaha -	**4**	2:39.217	67.12 mph	108.03 kph
6	YPM	Matt BARBER	Yamaha -	**4**	2:40.150	66.73 mph	107.40 kph
88	YPMC	Michael STANLEY	Yamaha -	**4**	2:40.763	66.48 mph	106.99 kph
83	YPMR	Paul GODBOLD	Yamaha - Hill farm tree services	**2**	2:46.682	64.12 mph	103.19 kph

Class YPM - 90% of Race Speed = 58.88 mph
Class YPMC - 90% of Race Speed = 58.38 mph
Class GPF - 90% of Race Speed = 58.20 mph
Class GP - 90% of Race Speed = 58.17 mph
Class YPMR - 90% of Race Speed = 55.76 mph

Snetterton 300
Circuit Length = 2.9689 miles
Start: 18:16 Flag 18:27 End: 18:30

Weather / Track : Rain / Wet
These results are provisional until the conclusion of any judicial and technical matters.

Clerk Of Course :		Timekeeper :

Results can be found at www.tsl-timing.com

Printed - 18:31 Saturday, 07 October 2017

BMCRC - MRO Championships 2017 - Rnd 10 @ Snetterton 300

DFDS Seaways Yamaha Past Masters & Blue Haze 2-Stroke GP

RACE 14 - LAP CHART

LAP 1 @ 18:19:16.941

NO	BEHIND	LAP TIME
9		2:44.918
1	4.522	2:49.440
55	5.011	2:49.929
88	7.420	2:52.338
7	8.830	2:53.748
4	10.257	2:55.175
69	11.990	2:56.908
6	12.324	2:57.242
61	12.374	2:57.292
83	13.358	2:58.276
143	13.778	2:58.696
41	15.363	3:00.281
85	19.482	3:04.400
29	21.720	3:06.638
71	22.839	3:07.757
21	25.070	3:09.988
40	29.774	3:14.692
68	29.813	3:14.731
155	30.133	3:15.051
56	32.114	3:17.032
87	32.442	3:17.360
100	32.703	3:17.621
160	36.164	3:21.082
99	36.672	3:21.590
86	41.787	3:26.705

LAP 2 @ 18:22:03.118

NO	BEHIND	LAP TIME
1		2:41.655
88	5.961	2:44.718
7	7.983	2:45.330
55	8.228	2:49.394
4	9.952	2:45.872
69	10.103	2:44.290
61	11.303	2:45.106
143	11.488	2:43.887
6	12.096	2:45.949
83	13.863	2:46.682
41	14.182	2:44.996
85	26.746	2:53.441
71	33.739	2:57.077
29	34.127	2:58.584
21	35.628	2:56.735
40	38.039	2:54.442
155	42.467	2:58.511
87	43.103	2:56.838
100	46.396	2:59.870
68	48.049	3:04.413
99	52.336	3:01.841
160	54.168	3:04.181
56	54.620	3:08.683
86	1:08.153	3:12.543

LAP 3 @ 18:24:44.199

NO	BEHIND	LAP TIME
1		2:41.081
88	6.105	2:41.225
69	9.662	2:40.640
7	9.832	2:42.930
143	12.338	2:41.931
6	13.493	2:42.478
4	13.985	2:45.114
61	14.781	2:44.559
41	19.349	2:46.248
83	21.378	2:48.596
85	39.735	2:54.070
71	46.249	2:53.591
21	51.747	2:57.200
29	51.812	2:58.766
40	52.345	2:55.387
155	1:00.969	2:59.583
87	1:01.146	2:59.124
100	1:01.825	2:56.510
68	1:02.369	2:55.401
160	1:12.157	2:59.070
99	1:12.212	3:00.957
56	1:17.302	3:03.763
86	1:44.705	3:17.633

LAP 4 @ 18:27:25.381

NO	BEHIND	LAP TIME
1		2:41.182
88	5.686	2:40.763
69	7.697	2:39.217
143	7.984	2:36.828
6	12.461	2:40.150
7	12.482	2:43.832
61	17.663	2:44.064
4	17.943	2:45.140
41	21.201	2:43.034
83	36.607	2:56.411
85	51.757	2:53.204
71	56.940	2:51.873
21	1:06.319	2:55.754
40	1:06.451	2:55.288
29	1:07.168	2:56.538
100	1:12.136	2:51.493
155	1:13.697	2:53.910
68	1:17.281	2:56.094
160	1:29.848	2:58.873
99	1:30.090	2:59.060
56	1:40.467	3:04.347
86	2:25.153	3:21.630

Weather / Track : Rain / Wet

Snetterton 300
Circuit Length = 2.9689 miles
Start: 18:16 Flag 18:27 End: 18:30

Results can be found at www.tsl-timing.com

Printed - 18:32 Saturday, 07 October 2017

BMCRC - MRO Championships 2017 - Rnd 10 @ Snetterton 300

DFDS Seaways Yamaha Past Masters & Blue Haze 2-Stroke GP

RACE 14 - SECTOR ANALYSIS

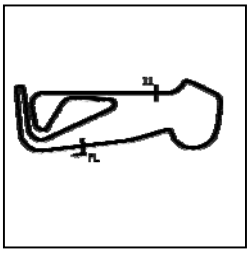

SECTOR 1 = FL to I1, SECTOR 2 = I1 to FL, DIFF = Difference To Personal Best Lap, P = Crossed Finish Line in Pit Lane, D = Time Disallowed

P1 1 YPM Anthony JOHNSON Yamaha - Bexhill gearboxes

IDEAL LAP TIME : 2:40.442 BEST LAP TIME : 2:41.081 DIFFERENCE : 0.639

LAP	SECTOR 1	SECTOR 2	LAP TIME		MPH	DIFF	TIME OF DAY
1 -		54.405	2:49.440		63.07	8.359	18:19:21.463
2 -	1:47.816	***53.839***	2:41.655	**(3)**	66.11	0.574	18:22:03.118
3 -	1:47.197	53.884	***2:41.081***	**(1)**	***66.35***		***18:24:44.199***
4 -	***1:46.603***	54.579	2:41.182	**(2)**	66.31	0.101	18:27:25.381

P2 88 YPMC Michael STANLEY Yamaha -

IDEAL LAP TIME : 2:40.763 BEST LAP TIME : 2:40.763 DIFFERENCE : 0.000

LAP	SECTOR 1	SECTOR 2	LAP TIME		MPH	DIFF	TIME OF DAY
1 -		55.914	2:52.338		62.01	11.575	18:19:24.361
2 -	1:49.351	55.367	2:44.718	**(3)**	64.88	3.955	18:22:09.079
3 -	1:46.703	54.522	2:41.225	**(2)**	66.29	0.462	18:24:50.304
4 -	***1:46.511***	***54.252***	***2:40.763***	**(1)**	***66.48***		***18:27:31.067***

P3 69 GPF Richard SAWYER Yamaha -

IDEAL LAP TIME : 2:39.217 BEST LAP TIME : 2:39.217 DIFFERENCE : 0.000

LAP	SECTOR 1	SECTOR 2	LAP TIME		MPH	DIFF	TIME OF DAY
1 -		56.377	2:56.908		60.41	17.691	18:19:28.931
2 -	1:49.678	54.612	2:44.290	**(3)**	65.05	5.073	18:22:13.221
3 -	1:46.636	54.004	2:40.640	**(2)**	66.53	1.423	18:24:53.861
4 -	***1:45.574***	***53.643***	***2:39.217***	**(1)**	***67.12***		***18:27:33.078***

P4 143 GP Daniel BARFORD Aprilia - Aspire racing

IDEAL LAP TIME : 2:36.828 BEST LAP TIME : 2:36.828 DIFFERENCE : 0.000

LAP	SECTOR 1	SECTOR 2	LAP TIME		MPH	DIFF	TIME OF DAY
1 -		55.761	2:58.696		59.81	21.868	18:19:30.719
2 -	1:48.361	55.526	2:43.887	**(3)**	65.21	7.059	18:22:14.606
3 -	1:47.984	53.947	2:41.931	**(2)**	66.00	5.103	18:24:56.537
4 -	***1:43.616***	***53.212***	***2:36.828***	**(1)**	***68.15***		***18:27:33.365***

P5 6 YPM Matt BARBER Yamaha -

IDEAL LAP TIME : 2:40.150 BEST LAP TIME : 2:40.150 DIFFERENCE : 0.000

LAP	SECTOR 1	SECTOR 2	LAP TIME		MPH	DIFF	TIME OF DAY
1 -		55.134	2:57.242		60.30	17.092	18:19:29.265
2 -	1:49.409	56.540	2:45.949	**(3)**	64.40	5.799	18:22:15.214
3 -	1:48.085	54.393	2:42.478	**(2)**	65.78	2.328	18:24:57.692
4 -	***1:46.264***	***53.886***	***2:40.150***	**(1)**	***66.73***		***18:27:37.842***

P6 7 YPM Pete FISHWICK Yamaha -

IDEAL LAP TIME : 2:42.930 BEST LAP TIME : 2:42.930 DIFFERENCE : 0.000

LAP	SECTOR 1	SECTOR 2	LAP TIME		MPH	DIFF	TIME OF DAY
1 -		56.047	2:53.748		61.51	10.818	18:19:25.771
2 -	1:49.800	55.530	2:45.330	**(3)**	64.64	2.400	18:22:11.101
3 -	***1:48.072***	***54.858***	***2:42.930***	**(1)**	***65.59***		***18:24:54.031***
4 -	1:48.578	55.254	2:43.832	**(2)**	65.23	0.902	18:27:37.863

P7 61 YPM Paul WELCH Yamaha -

IDEAL LAP TIME : 2:43.160 BEST LAP TIME : 2:44.064 DIFFERENCE : 0.904

LAP	SECTOR 1	SECTOR 2	LAP TIME		MPH	DIFF	TIME OF DAY
1 -		56.640	2:57.292		60.28	13.228	18:19:29.315
2 -	1:49.223	55.883	2:45.106	**(3)**	64.73	1.042	18:22:14.421
3 -	1:49.694	***54.865***	2:44.559	**(2)**	64.94	0.495	18:24:58.980
4 -	***1:48.295***	55.769	***2:44.064***	**(1)**	***65.14***		***18:27:43.044***

Weather / Track : Rain / Wet

Snetterton 300
Circuit Length = 2.9689 miles
Start: 18:16 Flag 18:27 End: 18:30

BMCRC - MRO Championships 2017 - Rnd 10 @ Snetterton 300

DFDS Seaways Yamaha Past Masters & Blue Haze 2-Stroke GP

RACE 14 - SECTOR ANALYSIS

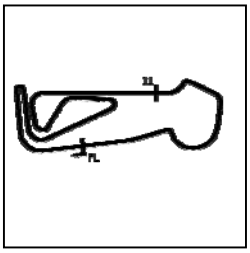

SECTOR 1 = FL to I1, SECTOR 2 = I1 to FL, DIFF = Difference To Personal Best Lap, P = Crossed Finish Line in Pit Lane, D = Time Disallowed

P8 4 YPM Denis HALIL Yamaha - D & A AUTOS

IDEAL LAP TIME : 2:44.744 BEST LAP TIME : 2:45.114 DIFFERENCE : 0.370

LAP	SECTOR 1	SECTOR 2	LAP TIME	MPH	DIFF	TIME OF DAY
1 -		55.805	2:55.175	61.01	10.061	18:19:27.198
2 -	1:50.249	55.623	2:45.872 (3)	64.43	0.758	18:22:13.070
3 -	1:49.816	***55.298***	***2:45.114 (1)***	***64.73***		***18:24:58.184***
4 -	***1:49.446***	55.694	2:45.140 (2)	64.72	0.026	18:27:43.324

P9 41 YPM David ABRAHAM Yamaha - Cambridge Motorcycles

IDEAL LAP TIME : 2:42.509 BEST LAP TIME : 2:43.034 DIFFERENCE : 0.525

LAP	SECTOR 1	SECTOR 2	LAP TIME	MPH	DIFF	TIME OF DAY
1 -		57.090	3:00.281	59.28	17.247	18:19:32.304
2 -	1:49.607	***55.389***	2:44.996 (2)	64.77	1.962	18:22:17.300
3 -	1:50.509	55.739	2:46.248 (3)	64.28	3.214	18:25:03.548
4 -	***1:47.120***	55.914	***2:43.034 (1)***	***65.55***		***18:27:46.582***

P10 83 YPMR Paul GODBOLD Yamaha - Hill farm tree services

IDEAL LAP TIME : 2:46.682 BEST LAP TIME : 2:46.682 DIFFERENCE : 0.000

LAP	SECTOR 1	SECTOR 2	LAP TIME	MPH	DIFF	TIME OF DAY
1 -		57.683	2:58.276	59.95	11.594	18:19:30.299
2 -	***1:50.700***	***55.982***	***2:46.682 (1)***	***64.12***		***18:22:16.981***
3 -	1:51.698	56.898	2:48.596 (2)	63.39	1.914	18:25:05.577
4 -	1:55.907	1:00.504	2:56.411 (3)	60.58	9.729	18:28:01.988

P11 85 YPMR Liam BURSCOUGH Yamaha - Apollo Tuning / Scorpion Motorcycles Llanelli

IDEAL LAP TIME : 2:52.792 BEST LAP TIME : 2:53.204 DIFFERENCE : 0.412

LAP	SECTOR 1	SECTOR 2	LAP TIME	MPH	DIFF	TIME OF DAY
1 -		58.472	3:04.400	57.96	11.196	18:19:36.423
2 -	1:55.315	***58.126***	2:53.441 (2)	61.62	0.237	18:22:29.864
3 -	1:55.568	58.502	2:54.070 (3)	61.40	0.866	18:25:23.934
4 -	***1:54.666***	58.538	***2:53.204 (1)***	***61.70***		***18:28:17.138***

P12 71 GPF Richard HICKLING Aprilia -

IDEAL LAP TIME : 2:51.873 BEST LAP TIME : 2:51.873 DIFFERENCE : 0.000

LAP	SECTOR 1	SECTOR 2	LAP TIME	MPH	DIFF	TIME OF DAY
1 -		59.155	3:07.757	56.92	15.884	18:19:39.780
2 -	1:57.911	59.166	2:57.077 (3)	60.35	5.204	18:22:36.857
3 -	1:56.094	57.497	2:53.591 (2)	61.57	1.718	18:25:30.448
4 -	***1:54.952***	***56.921***	***2:51.873 (1)***	***62.18***		***18:28:22.321***

P13 21 YPM Ben HUNTER Yamaha -

IDEAL LAP TIME : 2:54.241 BEST LAP TIME : 2:55.754 DIFFERENCE : 1.513

LAP	SECTOR 1	SECTOR 2	LAP TIME	MPH	DIFF	TIME OF DAY
1 -		***59.333***	3:09.988	56.25	14.234	18:19:42.011
2 -	1:56.732	1:00.003	2:56.735 (2)	60.47	0.981	18:22:38.746
3 -	1:56.843	1:00.357	2:57.200 (3)	60.31	1.446	18:25:35.946
4 -	***1:54.908***	1:00.846	***2:55.754 (1)***	***60.81***		***18:28:31.700***

P14 40 YPMR Douglas BEACOCK Yamaha -

IDEAL LAP TIME : 2:54.248 BEST LAP TIME : 2:54.442 DIFFERENCE : 0.194

LAP	SECTOR 1	SECTOR 2	LAP TIME	MPH	DIFF	TIME OF DAY
1 -		1:02.122	3:14.692	54.89	20.250	18:19:46.715
2 -	***1:55.829***	58.613	***2:54.442 (1)***	***61.27***		***18:22:41.157***
3 -	1:56.968	***58.419***	2:55.387 (3)	60.93	0.945	18:25:36.544
4 -	1:55.835	59.453	2:55.288 (2)	60.97	0.846	18:28:31.832

Weather / Track : Rain / Wet

Snetterton 300
Circuit Length = 2.9689 miles
Start: 18:16 Flag 18:27 End: 18:30

BMCRC - MRO Championships 2017 - Rnd 10 @ Snetterton 300

DFDS Seaways Yamaha Past Masters & Blue Haze 2-Stroke GP

RACE 14 - SECTOR ANALYSIS

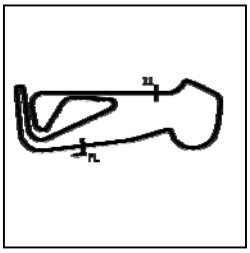

SECTOR 1 = FL to I1, SECTOR 2 = I1 to FL, DIFF = Difference To Personal Best Lap, P = Crossed Finish Line in Pit Lane, D = Time Disallowed

P15 29 YPM Giles HARWOOD Yamaha -

IDEAL LAP TIME : 2:56.538 BEST LAP TIME : 2:56.538 DIFFERENCE : 0.000

LAP	SECTOR 1	SECTOR 2	LAP TIME	MPH	DIFF	TIME OF DAY
1 -		1:01.798	3:06.638	57.26	10.100	18:19:38.661
2 -	1:57.883	1:00.701	2:58.584 **(2)**	59.84	2.046	18:22:37.245
3 -	1:57.617	1:01.149	2:58.766 **(3)**	59.78	2.228	18:25:36.011
4 -	***1:56.034***	***1:00.504***	***2:56.538*** **(1)**	***60.54***		***18:28:32.549***

P16 100 YPMR Gary HARTSHORNE Yamaha - Yambits

IDEAL LAP TIME : 2:51.493 BEST LAP TIME : 2:51.493 DIFFERENCE : 0.000

LAP	SECTOR 1	SECTOR 2	LAP TIME	MPH	DIFF	TIME OF DAY
1 -		1:02.126	3:17.621	54.08	26.128	18:19:49.644
2 -	2:00.474	59.396	2:59.870 **(3)**	59.42	8.377	18:22:49.514
3 -	1:54.695	1:01.815	2:56.510 **(2)**	60.55	5.017	18:25:46.024
4 -	***1:53.918***	***57.575***	***2:51.493*** **(1)**	***62.32***		***18:28:37.517***

P17 155 GPF Nick COOPER Aprilia - Skint Racing - Wemoto.com and Mr Spotch Gardening S

IDEAL LAP TIME : 2:53.910 BEST LAP TIME : 2:53.910 DIFFERENCE : 0.000

LAP	SECTOR 1	SECTOR 2	LAP TIME	MPH	DIFF	TIME OF DAY
1 -		1:02.015	3:15.051	54.79	21.141	18:19:47.074
2 -	1:57.758	1:00.753	2:58.511 **(2)**	59.87	4.601	18:22:45.585
3 -	1:57.710	1:01.873	2:59.583 **(3)**	59.51	5.673	18:25:45.168
4 -	***1:56.052***	***57.858***	***2:53.910*** **(1)**	***61.45***		***18:28:39.078***

P18 68 YPMC Kevin MARSHALL Yamaha -

IDEAL LAP TIME : 2:55.239 BEST LAP TIME : 2:55.401 DIFFERENCE : 0.162

LAP	SECTOR 1	SECTOR 2	LAP TIME	MPH	DIFF	TIME OF DAY
1 -		1:02.803	3:14.731	54.88	19.330	18:19:46.754
2 -	2:02.851	1:01.562	3:04.413 **(3)**	57.95	9.012	18:22:51.167
3 -	1:56.159	***59.242***	***2:55.401*** **(1)**	***60.93***		***18:25:46.568***
4 -	***1:55.997***	1:00.097	2:56.094 **(2)**	60.69	0.693	18:28:42.662

P19 160 YPMR Danny GOUGH Yamaha - Gforce Motorcycles

IDEAL LAP TIME : 2:58.677 BEST LAP TIME : 2:58.873 DIFFERENCE : 0.196

LAP	SECTOR 1	SECTOR 2	LAP TIME	MPH	DIFF	TIME OF DAY
1 -		1:03.604	3:21.082	53.15	22.209	18:19:53.105
2 -	2:02.738	1:01.443	3:04.181 **(3)**	58.03	5.308	18:22:57.286
3 -	***1:57.371***	1:01.699	2:59.070 **(2)**	59.68	0.197	18:25:56.356
4 -	1:57.567	***1:01.306***	***2:58.873*** **(1)**	***59.75***		***18:28:55.229***

P20 99 YPMR Charles OAKMAN Yamaha -

IDEAL LAP TIME : 2:58.301 BEST LAP TIME : 2:59.060 DIFFERENCE : 0.759

LAP	SECTOR 1	SECTOR 2	LAP TIME	MPH	DIFF	TIME OF DAY
1 -		1:04.001	3:21.590	53.01	22.530	18:19:53.613
2 -	1:59.835	1:02.006	3:01.841 **(3)**	58.77	2.781	18:22:55.454
3 -	***1:58.359***	1:02.598	3:00.957 **(2)**	59.06	1.897	18:25:56.411
4 -	1:59.118	***59.942***	***2:59.060*** **(1)**	***59.68***		***18:28:55.471***

P21 56 GPF Philip SHOUBRIDGE Aprilia -

IDEAL LAP TIME : 3:03.763 BEST LAP TIME : 3:03.763 DIFFERENCE : 0.000

LAP	SECTOR 1	SECTOR 2	LAP TIME	MPH	DIFF	TIME OF DAY
1 -		1:03.950	3:17.032	54.24	13.269	18:19:49.055
2 -	2:04.818	1:03.865	3:08.683 **(3)**	56.64	4.920	18:22:57.738
3 -	***2:03.473***	***1:00.290***	***3:03.763*** **(1)**	***58.16***		***18:26:01.501***
4 -	2:03.668	1:00.679	3:04.347 **(2)**	57.97	0.584	18:29:05.848

Weather / Track : Rain / Wet

Snetterton 300
Circuit Length = 2.9689 miles
Start: 18:16 Flag 18:27 End: 18:30

BMCRC - MRO Championships 2017 - Rnd 10 @ Snetterton 300

DFDS Seaways Yamaha Past Masters & Blue Haze 2-Stroke GP

RACE 14 - SECTOR ANALYSIS

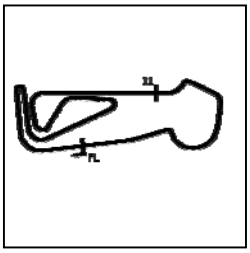

SECTOR 1 = FL to I1, SECTOR 2 = I1 to FL, DIFF = Difference To Personal Best Lap, P = Crossed Finish Line in Pit Lane, D = Time Disallowed

P22 86 YPMR Lucia RICHARDSON Yamaha - Mungo Marine LTD

IDEAL LAP TIME : 3:12.543 BEST LAP TIME : 3:12.543 DIFFERENCE : 0.000

LAP	SECTOR 1	SECTOR 2	LAP TIME	MPH	DIFF	TIME OF DAY
1 -		1:07.284	3:26.705	51.70	14.162	18:19:58.728
2 -	***2:07.118***	***1:05.425***	***3:12.543 (1)***	***55.51***		***18:23:11.271***
3 -	2:10.735	1:06.898	3:17.633 **(2)**	54.08	5.090	18:26:28.904
4 -	2:13.903	1:07.727	3:21.630 **(3)**	53.00	9.087	18:29:50.534

P23 87 YPMR Denise BUTTON Yamaha -

IDEAL LAP TIME : 2:56.838 BEST LAP TIME : 2:56.838 DIFFERENCE : 0.000

LAP	SECTOR 1	SECTOR 2	LAP TIME	MPH	DIFF	TIME OF DAY
1 -		1:02.307	3:17.360	54.15	20.522	18:19:49.383
2 -	***1:56.799***	***1:00.039***	***2:56.838 (1)***	***60.43***		***18:22:46.221***
3 -	1:57.727	1:01.397	2:59.124 **(2)**	59.66	2.286	18:25:45.345

P24 55 YPM Paul TOLAND Yamaha -

IDEAL LAP TIME : 2:49.394 BEST LAP TIME : 2:49.394 DIFFERENCE : 0.000

LAP	SECTOR 1	SECTOR 2	LAP TIME	MPH	DIFF	TIME OF DAY
1 -		54.665	2:49.929	62.89	0.535	18:19:21.952
2 -	***1:55.112***	***54.282***	***2:49.394 (1)***	***63.09***		***18:22:11.346***

P25 9 YPM Peter BRANTON Yamaha -

IDEAL LAP TIME : BEST LAP TIME : DIFFERENCE :

LAP	SECTOR 1	SECTOR 2	LAP TIME	MPH	DIFF	TIME OF DAY
1 -		***52.979***	2:44.918	64.80		18:19:16.941

Weather / Track : Rain / Wet

Snetterton 300
Circuit Length = 2.9689 miles
Start: 18:16 Flag 18:27 End: 18:30

BMCRC - MRO Championships 2017 - Rnd 10 @ Snetterton 300

DFDS Seaways Yamaha Past Masters & Blue Haze 2-Stroke GP

RACE 14 - BEST SECTORS

SECTOR 1				SECTOR 2			IDEAL / BEST COMPARISON					
POS	NO	NAME	TIME	NO	NAME	TIME	POS	NO	NAME	IDEAL	BEST	DIFF
									PERFECT LAP	2:36.595		
1	143	BARFORD	**1:43.616**	9	BRANTON	**52.979**	1	143	BARFORD	2:36.828	2:36.828	0.000
2	69	SAWYER	**1:45.574**	143	BARFORD	**53.212**	2	69	SAWYER	2:39.217	2:39.217	0.000
3	6	BARBER	**1:46.264**	69	SAWYER	**53.643**	3	6	BARBER	2:40.150	2:40.150	0.000
4	88	STANLEY	**1:46.511**	1	JOHNSON	**53.839**	4	1	JOHNSON	2:40.442	2:41.081	0.639
5	1	JOHNSON	**1:46.603**	6	BARBER	**53.886**	5	88	STANLEY	2:40.763	2:40.763	0.000
6	41	ABRAHAM	**1:47.120**	88	STANLEY	**54.252**	6	41	ABRAHAM	2:42.509	2:43.034	0.525
7	7	FISHWICK	**1:48.072**	55	TOLAND	**54.282**	7	7	FISHWICK	2:42.930	2:42.930	0.000
8	61	WELCH	**1:48.295**	7	FISHWICK	**54.858**	8	61	WELCH	2:43.160	2:44.064	0.904
9	4	HALIL	**1:49.446**	61	WELCH	**54.865**	9	4	HALIL	2:44.744	2:45.114	0.370
10	83	GODBOLD	**1:50.700**	4	HALIL	**55.298**	10	83	GODBOLD	2:46.682	2:46.682	0.000
11	100	HARTSHORNE	**1:53.918**	41	ABRAHAM	**55.389**	11	55	TOLAND	2:49.394	2:49.394	0.000
12	85	BURSCOUGH	**1:54.666**	83	GODBOLD	**55.982**	12	100	HARTSHORNE	2:51.493	2:51.493	0.000
13	21	HUNTER	**1:54.908**	71	HICKLING	**56.921**	13	71	HICKLING	2:51.873	2:51.873	0.000
14	71	HICKLING	**1:54.952**	100	HARTSHORNE	**57.575**	14	85	BURSCOUGH	2:52.792	2:53.204	0.412
15	55	TOLAND	**1:55.112**	155	COOPER	**57.858**	15	155	COOPER	2:53.910	2:53.910	0.000
16	40	BEACOCK	**1:55.829**	85	BURSCOUGH	**58.126**	16	21	HUNTER	2:54.241	2:55.754	1.513
17	68	MARSHALL	**1:55.997**	40	BEACOCK	**58.419**	17	40	BEACOCK	2:54.248	2:54.442	0.194
18	29	HARWOOD	**1:56.034**	68	MARSHALL	**59.242**	18	68	MARSHALL	2:55.239	2:55.401	0.162
19	155	COOPER	**1:56.052**	21	HUNTER	**59.333**	19	29	HARWOOD	2:56.538	2:56.538	0.000
20	87	BUTTON	**1:56.799**	99	OAKMAN	**59.942**	20	87	BUTTON	2:56.838	2:56.838	0.000
21	160	GOUGH	**1:57.371**	87	BUTTON	**1:00.039**	21	99	OAKMAN	2:58.301	2:59.060	0.759
22	99	OAKMAN	**1:58.359**	56	SHOUBRIDGE	**1:00.290**	22	160	GOUGH	2:58.677	2:58.873	0.196
23	56	SHOUBRIDGE	**2:03.473**	29	HARWOOD	**1:00.504**	23	56	SHOUBRIDGE	3:03.763	3:03.763	0.000
24	86	RICHARDSON	**2:07.118**	160	GOUGH	**1:01.306**	24	86	RICHARDSON	3:12.543	3:12.543	0.000
25				86	RICHARDSON	**1:05.425**	25	9	BRANTON			
26												
27												

Weather / Track : Rain / Wet

Snetterton 300
Circuit Length = 2.9689 miles
Start: 18:16 Flag 18:27 End: 18:30

Results can be found at www.tsl-timing.com

Printed - 18:31 Saturday, 07 October 2017

BMCRC - MRO Championships 2017 - Rnd 10 @ Snetterton 300

DFDS Seaways Yamaha Past Masters & Blue Haze 2-Stroke GP

RACE 6 - GRID (7 Laps)

ROW 13		1		38	45	Lorraine ANSON	37	58 Steve REDHEAD
ROW 12	36	60 Ian READ		35	74	Trevor SHARPE	34	138 Chris PETTET
ROW 11		33	59 Neil HESMAN	32	38	Mike WAKE	31	14 Steve DUNN
ROW 10	30	17 David PATERSON		29	81	Reece GUYETT	28	13 Doug EDMONDSON
ROW 9		27	3 Tom BARRETT	26	70	Andrew BURSCOUGH	25	9 Peter BRANTON
ROW 8	24	3:12.543 86 Lucia RICHARDSON		23	3:03.763 56	Philip SHOUBRIDGE	22	2:59.060 99 Charles OAKMAN
ROW 7		21	2:58.873 160 Danny GOUGH	20	2:56.838 87	Denise BUTTON	19	2:56.538 29 Giles HARWOOD
ROW 6	18	2:55.754 21 Ben HUNTER		17	2:55.401 68	Kevin MARSHALL	16	2:54.442 40 Douglas BEACOCK
ROW 5		15	2:53.910 155 Nick COOPER	14	2:53.204 85	Liam BURSCOUGH	13	2:51.873 71 Richard HICKLING
ROW 4	12	2:51.493 100 Gary HARTSHORNE		11	2:49.394 55	Paul TOLAND	10	2:46.682 83 Paul GODBOLD
ROW 3		9	2:45.114 4 Denis HALIL	8	2:44.064 61	Paul WELCH	7	2:43.034 41 David ABRAHAM
ROW 2	6	2:42.930 7 Pete FISHWICK		5	2:41.081 1	Anthony JOHNSON	4	2:40.763 88 Michael STANLEY
ROW 1		3	2:40.150 6 Matt BARBER	2	2:39.217 69	Richard SAWYER	1	2:36.828 143 Daniel BARFORD

Pole

Snetterton 300
Circuit Length = 2.9689 miles

These results are provisional until the conclusion of any judicial and technical matters.

Clerk Of Course :		Timekeeper :

Results can be found at www.tsl-timing.com

Printed - 18:34 Saturday, 07 October 2017

BMCRC - MRO Championships 2017 - Rnd 10 @ Snetterton 300

DFDS Seaways Yamaha Past Masters & Blue Haze 2-Stroke GP

RACE 6 - CLASSIFICATION

POS	NO	CL	PIC	NAME	ENTRY	LAPS	TIME	GAP	DIFF	MPH	BEST	ON
1	1	YPM	1	Anthony JOHNSON	Yamaha - Bexhill gearboxes	7	15:33.932			80.10	2:11.762	4
2	7	YPM	2	Pete FISHWICK	Yamaha -	7	16:00.747	26.815	26.815	77.87	2:14.171	7
3	6	YPM	3	Matt BARBER	Yamaha -	7	16:00.852	26.920	0.105	77.86	2:15.803	6
4	9	YPM	4	Peter BRANTON	Yamaha -	7	16:08.867	34.935	8.015	77.22	2:15.455	5
5	88	YPMC	1	Michael STANLEY	Yamaha -	7	16:11.078	37.146	2.211	77.04	2:16.623	5
6	61	YPM	5	Paul WELCH	Yamaha -	7	16:25.795	51.863	14.717	75.89	2:16.583	4
7	4	YPM	6	Denis HALIL	Yamaha - D & A AUTOS	7	16:31.610	57.678	5.815	75.44	2:19.579	2
8	70	YPMC	2	Andrew BURSCOUGH	Yamaha - Apollo Tuning	7	16:38.996	1:05.064	7.386	74.89	2:19.648	5
9	41	YPM	7	David ABRAHAM	Yamaha - Cambridge Motorcycles	7	16:39.734	1:05.802	0.738	74.83	2:19.290	5
10	143	GP	1	Daniel BARFORD	Aprilia - Aspire racing	7	16:40.224	1:06.292	0.490	74.79	2:20.471	5
11	81	YPM	8	Reece GUYETT	Yamaha - Rose MOT Centre	7	16:46.834	1:12.902	6.610	74.30	2:20.472	5
12	29	YPM	9	Giles HARWOOD	Yamaha -	7	16:51.876	1:17.944	5.042	73.93	2:22.132	6
13	83	YPMR	1	Paul GODBOLD	Yamaha - Hill farm tree services	7	16:58.656	1:24.724	6.780	73.44	2:22.771	3
14	3	GP	2	Tom BARRETT	Honda -	7	17:01.180	1:27.248	2.524	73.26	2:19.963	5
15	155	GPF	1	Nick COOPER	Aprilia - Skint Racing - Wemoto.com and Mr Spotch	7	17:08.525	1:34.593	7.345	72.74	2:24.429	4
16	14	GPF	2	Steve DUNN	Yamaha -	7	17:20.390	1:46.458	11.865	71.91	2:23.523	7
17	17	YPMC	3	David PATERSON	Yamaha - Lots of overtime	7	17:29.060	1:55.128	8.670	71.31	2:25.889	5
18	100	YPMR	2	Gary HARTSHORNE	Yamaha - Yambits	7	17:34.476	2:00.544	5.416	70.95	2:28.056	6
19	56	GPF	3	Philip SHOUBRIDGE	Aprilia -	7	17:41.531	2:07.599	7.055	70.47	2:27.197	6
20	68	YPMC	4	Kevin MARSHALL	Yamaha -	7	17:41.748	2:07.816	0.217	70.46	2:25.553	6
21	87	YPMR	3	Denise BUTTON	Yamaha -	7	17:49.843	2:15.911	8.095	69.93	2:28.716	6
22	160	YPMR	4	Danny GOUGH	Yamaha - Gforce Motorcycles	7	18:04.320	2:30.388	14.477	68.99	2:31.711	5
23	60	GPF	4	Ian READ	Suzuki - MiMS Racing	6	15:36.885	1 Lap	1 Lap	68.44	2:30.998	6
24	38	YPM	10	Mike WAKE	Yamaha - Tony's Big Bikes	6	15:38.225	1 Lap	1.340	68.35	2:31.641	6
25	99	YPMR	5	Charles OAKMAN	Yamaha -	6	15:42.225	1 Lap	4.000	68.06	2:33.378	5
26	8	GP	3	Konrad BREESE	Yamaha -	6	15:44.316	1 Lap	2.091	67.90	2:34.030	3
27	85	YPMR	6	Liam BURSCOUGH	Yamaha - Apollo Tuning / Scorpion Motorcycles Llar	6	16:05.418	1 Lap	21.102	66.42	2:37.908	2
28	138	GPF	5	Chris PETTET	MZ -	6	17:11.208	1 Lap	1:05.790	62.18	2:48.404	6
29	86	YPMR	7	Lucia RICHARDSON	Yamaha - Mungo Marine LTD	6	17:13.010	1 Lap	1.802	62.07	2:48.509	4
30	45	YPMR	8	Lorraine ANSON	Yamaha -	6	17:16.206	1 Lap	3.196	61.88	2:50.117	4

NOT CLASSIFIED

DNF	13	YPM		Doug EDMONDSON	Yamaha - Wave Racing Developments	5	11:33.939	2 Laps	1 Lap	77.01	2:15.930	4
DNF	71	GPF		Richard HICKLING	Aprilia -	2	5:09.578	5 Laps	3 Laps	69.04	2:29.861	2
DNF	59	YPMC		Neil HESMAN	Yamaha - Farkham Hall	1	2:50.719	6 Laps	1 Lap	62.60		
DNF	55	YPM		Paul TOLAND	Yamaha -	0						
DNF	21	YPM		Ben HUNTER	Yamaha -	0						

FASTEST LAP

1	YPM	Anthony JOHNSON	Yamaha - Bexhill gearboxes	4	2:11.762	81.11 mph	130.54 kph
88	YPMC	Michael STANLEY	Yamaha -	5	2:16.623	78.23 mph	125.89 kph
3	GP	Tom BARRETT	Honda -	5	2:19.963	76.36 mph	122.89 kph
83	YPMR	Paul GODBOLD	Yamaha - Hill farm tree services	3	2:22.771	74.86 mph	120.47 kph
14	GPF	Steve DUNN	Yamaha -	7	2:23.523	74.46 mph	119.84 kph

Class YPM - 90% of Race Speed = 72.09 mph
Class YPMC - 90% of Race Speed = 69.33 mph
Class GP - 90% of Race Speed = 67.31 mph
Class YPMR - 90% of Race Speed = 66.09 mph
Class GPF - 90% of Race Speed = 65.46 mph

Weather / Track : Cloudy / Drying

These results are provisional until the conclusion of any judicial and technical matters.

Snetterton 300
Circuit Length = 2.9689 miles
Start: 12:46 Flag 13:02 End: 13:04

Clerk Of Course :		Timekeeper :

Results can be found at www.tsl-timing.com

Printed - 13:05 Sunday, 08 October 2017

BMCRC - MRO Championships 2017 - Rnd 10 @ Snetterton 300

DFDS Seaways Yamaha Past Masters & Blue Haze 2-Stroke GP

RACE 6 - LAP CHART

LAP 1 @ 12:48:53.327

NO	BEHIND	LAP TIME
1		2:19.996
6	1.011	2:21.007
88	4.612	2:24.608
61	5.016	2:25.012
13	5.185	2:25.181
7	5.550	2:25.546
4	6.391	2:26.387
143	9.521	2:29.517
9	9.810	2:29.806
155	11.259	2:31.255
29	12.656	2:32.652
83	12.733	2:32.729
70	12.802	2:32.798
81	12.950	2:32.946
41	13.235	2:33.231
100	18.773	2:38.769
71	19.721	2:39.717
87	20.358	2:40.354
17	22.739	2:42.735
14	23.064	2:43.060
160	26.379	2:46.375
3	26.490	2:46.486
68	26.595	2:46.591
85	26.927	2:46.923
56	27.327	2:47.323
99	28.214	2:48.210
60	29.639	2:49.635
8	30.229	2:50.225
38	30.373	2:50.369
59	30.723	2:50.719
138	39.731	2:59.727
86	41.281	3:01.277
45	41.548	3:01.544

LAP 2 @ 12:51:06.312

NO	BEHIND	LAP TIME
1		2:12.985
6	4.368	2:16.342
13	10.288	2:18.088
88	10.798	2:19.171
7	10.846	2:18.281
61	11.295	2:19.264
4	12.985	2:19.579
9	14.872	2:18.047
143	18.918	2:22.382
70	21.162	2:21.345
155	22.807	2:24.533
41	23.015	2:22.765
29	23.252	2:23.581
81	23.906	2:23.941
83	24.150	2:24.402
100	36.199	2:30.411
71	36.597	2:29.861
17	38.506	2:28.752
14	39.344	2:29.265
3	39.364	2:25.859
87	40.556	2:33.183
56	45.510	2:31.168
68	46.315	2:32.705
160	47.713	2:34.319
99	51.272	2:36.043
8	51.511	2:34.267
60	51.743	2:35.089
85	51.850	2:37.908
38	53.585	2:36.197
138	1:15.608	2:48.862
86	1:19.162	2:50.866
45	1:19.732	2:51.169

LAP 3 @ 12:53:18.881

NO	BEHIND	LAP TIME
1		2:12.569
6	8.271	2:16.472
7	15.173	2:16.896
13	15.922	2:18.203
61	16.157	2:17.431
88	16.800	2:18.571
9	19.038	2:16.735
4	21.027	2:20.611
143	28.840	2:22.491
70	28.914	2:20.321
41	33.348	2:22.902
29	33.893	2:23.210
83	34.352	2:22.771
81	34.777	2:23.440
155	34.811	2:24.573
3	49.760	2:22.965
14	53.214	2:26.439
100	53.308	2:29.678
17	55.275	2:29.338
87	1:00.331	2:32.344
56	1:02.429	2:29.488
68	1:02.733	2:28.987
160	1:07.836	2:32.692
8	1:12.972	2:34.030
60	1:14.747	2:35.573
99	1:14.870	2:36.167
38	1:15.386	2:34.370
85	1:18.380	2:39.099
138	1:51.706	2:48.667
45	1:58.150	2:50.987
86	1:58.705	2:52.112

LAP 4 @ 12:55:30.643

NO	BEHIND	LAP TIME
1		2:11.762
6	13.359	2:16.850
7	19.254	2:15.843
13	20.090	2:15.930
61	20.978	2:16.583
88	21.928	2:16.890
9	23.022	2:15.746
4	30.127	2:20.862
143	38.412	2:21.334
70	38.786	2:21.634
41	41.766	2:20.180
83	45.428	2:22.838
81	45.661	2:22.646
29	46.445	2:24.314
155	47.478	2:24.429
3	58.341	2:20.343
14	1:07.975	2:26.523
17	1:10.837	2:27.324
100	1:12.077	2:30.531
56	1:20.667	2:30.000
87	1:21.154	2:32.585
68	1:21.916	2:30.945
160	1:28.465	2:32.391
99	1:36.694	2:33.586
60	1:36.820	2:33.835
8	1:37.002	2:35.792
38	1:37.290	2:33.666
85	1:47.266	2:40.648

LAP 5 @ 12:57:42.899

NO	BEHIND	LAP TIME
1		2:12.256
6	18.368	2:17.265
138	1 Lap	2:53.445
7	22.141	2:15.143
86	1 Lap	2:48.509
45	1 Lap	2:50.117
13	24.371	2:16.537
9	26.221	2:15.455
88	26.295	2:16.623
61	30.179	2:21.457
4	39.474	2:21.603
70	46.178	2:19.648
143	46.627	2:20.471
41	48.800	2:19.290
81	53.877	2:20.472
29	57.083	2:22.894
83	57.665	2:24.493
155	1:02.099	2:26.877
3	1:06.048	2:19.963
14	1:21.843	2:26.124
17	1:24.470	2:25.889
100	1:28.612	2:28.791
56	1:37.098	2:28.687
87	1:38.387	2:29.489
68	1:39.200	2:29.540
160	1:47.920	2:31.711
60	1:56.319	2:31.755
38	1:57.016	2:31.982
99	1:57.816	2:33.378
8	1:59.995	2:35.249

LAP 6 @ 12:59:55.212

NO	BEHIND	LAP TIME
1		2:12.313
85	1 Lap	2:40.660
6	21.858	2:15.803
7	24.695	2:14.867
9	30.444	2:16.536
88	32.329	2:18.347
61	39.943	2:22.077
4	48.085	2:20.924
70	56.516	2:22.651
143	57.625	2:23.311
41	58.106	2:21.619
138	1 Lap	2:52.103
86	1 Lap	2:50.542
81	1:02.666	2:21.102
45	1 Lap	2:51.358
29	1:06.902	2:22.132
83	1:09.817	2:24.465
3	1:16.336	2:22.601
155	1:16.881	2:27.095
14	1:34.986	2:25.456
17	1:38.296	2:26.139
100	1:44.355	2:28.056
56	1:51.982	2:27.197
68	1:52.440	2:25.553
87	1:54.790	2:28.716
160	2:07.412	2:31.805

LAP 7 @ 13:02:07.263

NO	BEHIND	LAP TIME
1		2:12.051
60	1 Lap	2:30.998
38	1 Lap	2:31.641
99	1 Lap	2:34.841
8	1 Lap	2:34.753
7	26.815	2:14.171
6	26.920	2:17.113
85	1 Lap	2:40.180
9	34.935	2:16.542
88	37.146	2:16.868
61	51.863	2:23.971
4	57.678	2:21.644
70	1:05.064	2:20.599
41	1:05.802	2:19.747
143	1:06.292	2:20.718
81	1:12.902	2:22.287
29	1:17.944	2:23.093
83	1:24.724	2:26.958
3	1:27.248	2:22.963
155	1:34.593	2:29.763
138	1 Lap	2:48.404
86	1 Lap	2:49.704
45	1 Lap	2:51.031
14	1:46.458	2:23.523
17	1:55.128	2:28.883
100	2:00.544	2:28.240
56	2:07.599	2:27.668
68	2:07.816	2:27.427
87	2:15.911	2:33.172
160	2:30.388	2:35.027

Weather / Track : Cloudy / Drying

Snetterton 300
Circuit Length = 2.9689 miles
Start: 12:46 Flag 13:02 End: 13:04

Results can be found at www.tsl-timing.com

Printed - 13:07 Sunday, 08 October 2017

BMCRC - MRO Championships 2017 - Rnd 10 @ Snetterton 300

DFDS Seaways Yamaha Past Masters & Blue Haze 2-Stroke GP

RACE 6 - SECTOR ANALYSIS

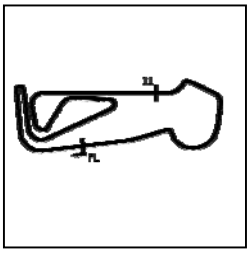

SECTOR 1 = FL to I1, SECTOR 2 = I1 to FL, DIFF = Difference To Personal Best Lap, P = Crossed Finish Line in Pit Lane, D = Time Disallowed

P1 1 YPM Anthony JOHNSON Yamaha - Bexhill gearboxes

IDEAL LAP TIME : 2:10.907 BEST LAP TIME : 2:11.762 DIFFERENCE : 0.855

LAP	SECTOR 1	SECTOR 2	LAP TIME	MPH	DIFF	TIME OF DAY
1 -		45.129	2:19.996	76.34	8.234	12:48:53.327
2 -	1:28.465	44.520	2:12.985	80.37	1.223	12:51:06.312
3 -	1:28.318	44.251	2:12.569	80.62	0.807	12:53:18.881
4 -	1:27.763	43.999	***2:11.762*** **(1)**	***81.11***		***12:55:30.643***
5 -	1:28.339	***43.917***	2:12.256 **(3)**	80.81	0.494	12:57:42.899
6 -	1:27.708	44.605	2:12.313	80.77	0.551	12:59:55.212
7 -	***1:26.990***	45.061	2:12.051 **(2)**	80.93	0.289	13:02:07.263

P2 7 YPM Pete FISHWICK Yamaha -

IDEAL LAP TIME : 2:14.074 BEST LAP TIME : 2:14.171 DIFFERENCE : 0.097

LAP	SECTOR 1	SECTOR 2	LAP TIME	MPH	DIFF	TIME OF DAY
1 -		46.101	2:25.546	73.43	11.375	12:48:58.877
2 -	1:31.730	46.551	2:18.281	77.29	4.110	12:51:17.158
3 -	1:31.408	45.488	2:16.896	78.07	2.725	12:53:34.054
4 -	1:30.743	45.100	2:15.843	78.67	1.672	12:55:49.897
5 -	1:29.759	45.384	2:15.143 **(3)**	79.08	0.972	12:58:05.040
6 -	1:30.022	***44.845***	2:14.867 **(2)**	79.24	0.696	13:00:19.907
7 -	***1:29.229***	44.942	***2:14.171*** **(1)**	***79.66***		***13:02:34.078***

P3 6 YPM Matt BARBER Yamaha -

IDEAL LAP TIME : 2:15.788 BEST LAP TIME : 2:15.803 DIFFERENCE : 0.015

LAP	SECTOR 1	SECTOR 2	LAP TIME	MPH	DIFF	TIME OF DAY
1 -		45.352	2:21.007	75.79	5.204	12:48:54.338
2 -	1:30.751	45.591	2:16.342 **(2)**	78.39	0.539	12:51:10.680
3 -	1:30.457	46.015	2:16.472 **(3)**	78.31	0.669	12:53:27.152
4 -	1:31.102	45.748	2:16.850	78.10	1.047	12:55:44.002
5 -	***1:30.443***	46.822	2:17.265	77.86	1.462	12:58:01.267
6 -	1:30.458	***45.345***	***2:15.803*** **(1)**	***78.70***		***13:00:17.070***
7 -	1:30.450	46.663	2:17.113	77.95	1.310	13:02:34.183

P4 9 YPM Peter BRANTON Yamaha -

IDEAL LAP TIME : 2:14.737 BEST LAP TIME : 2:15.455 DIFFERENCE : 0.718

LAP	SECTOR 1	SECTOR 2	LAP TIME	MPH	DIFF	TIME OF DAY
1 -		46.981	2:29.806	71.34	14.351	12:49:03.137
2 -	1:32.307	45.740	2:18.047	77.42	2.592	12:51:21.184
3 -	1:31.408	45.327	2:16.735	78.16	1.280	12:53:37.919
4 -	1:31.026	***44.720***	2:15.746 **(2)**	78.73	0.291	12:55:53.665
5 -	***1:30.017***	45.438	***2:15.455*** **(1)**	***78.90***		***12:58:09.120***
6 -	1:30.876	45.660	2:16.536 **(3)**	78.28	1.081	13:00:25.656
7 -	1:30.932	45.610	2:16.542	78.27	1.087	13:02:42.198

P5 88 YPMC Michael STANLEY Yamaha -

IDEAL LAP TIME : 2:16.578 BEST LAP TIME : 2:16.623 DIFFERENCE : 0.045

LAP	SECTOR 1	SECTOR 2	LAP TIME	MPH	DIFF	TIME OF DAY
1 -		46.855	2:24.608	73.91	7.985	12:48:57.939
2 -	1:32.401	46.770	2:19.171	76.79	2.548	12:51:17.110
3 -	1:31.896	46.675	2:18.571	77.13	1.948	12:53:35.681
4 -	1:31.003	45.887	2:16.890 **(3)**	78.07	0.267	12:55:52.571
5 -	1:30.823	***45.800***	***2:16.623*** **(1)**	***78.23***		***12:58:09.194***
6 -	1:32.084	46.263	2:18.347	77.25	1.724	13:00:27.541
7 -	***1:30.778***	46.090	2:16.868 **(2)**	78.09	0.245	13:02:44.409

P6 61 YPM Paul WELCH Yamaha -

IDEAL LAP TIME : 2:16.583 BEST LAP TIME : 2:16.583 DIFFERENCE : 0.000

LAP	SECTOR 1	SECTOR 2	LAP TIME	MPH	DIFF	TIME OF DAY

Weather / Track : Cloudy / Drying

Snetterton 300
Circuit Length = 2.9689 miles
Start: 12:46 Flag 13:02 End: 13:04

BMCRC - MRO Championships 2017 - Rnd 10 @ Snetterton 300

DFDS Seaways Yamaha Past Masters & Blue Haze 2-Stroke GP

RACE 6 - SECTOR ANALYSIS

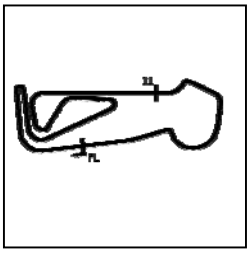

SECTOR 1 = FL to I1, SECTOR 2 = I1 to FL, DIFF = Difference To Personal Best Lap, P = Crossed Finish Line in Pit Lane, D = Time Disallowed

1 -		46.631	2:25.012	73.70	8.429	12:48:58.343
2 -	1:32.278	46.986	2:19.264 **(3)**	76.74	2.681	12:51:17.607
3 -	1:31.348	46.083	2:17.431 **(2)**	77.77	0.848	12:53:35.038
4 -	***1:31.055***	***45.528***	***2:16.583*** **(1)**	***78.25***		***12:55:51.621***
5 -	1:31.200	50.257	2:21.457	75.55	4.874	12:58:13.078
6 -	1:34.611	47.466	2:22.077	75.22	5.494	13:00:35.155
7 -	1:35.466	48.505	2:23.971	74.23	7.388	13:02:59.126

P7 4 YPM Denis HALIL — Yamaha - D & A AUTOS

IDEAL LAP TIME : 2:19.403 BEST LAP TIME : 2:19.579 DIFFERENCE : 0.176

LAP	SECTOR 1	SECTOR 2	LAP TIME	MPH	DIFF	TIME OF DAY
1 -		46.860	2:26.387	73.01	6.808	12:48:59.718
2 -	***1:32.904***	46.675	***2:19.579*** **(1)**	***76.57***		***12:51:19.297***
3 -	1:33.579	47.032	2:20.611 **(2)**	76.01	1.032	12:53:39.908
4 -	1:34.363	***46.499***	2:20.862 **(3)**	75.87	1.283	12:56:00.770
5 -	1:34.662	46.941	2:21.603	75.47	2.024	12:58:22.373
6 -	1:33.792	47.132	2:20.924	75.84	1.345	13:00:43.297
7 -	1:34.531	47.113	2:21.644	75.45	2.065	13:03:04.941

P8 70 YPMC Andrew BURSCOUGH — Yamaha - Apollo Tuning

IDEAL LAP TIME : 2:19.378 BEST LAP TIME : 2:19.648 DIFFERENCE : 0.270

LAP	SECTOR 1	SECTOR 2	LAP TIME	MPH	DIFF	TIME OF DAY
1 -		50.287	2:32.798	69.94	13.150	12:49:06.129
2 -	1:34.396	***46.949***	2:21.345	75.61	1.697	12:51:27.474
3 -	1:33.015	47.306	2:20.321 **(2)**	76.16	0.673	12:53:47.795
4 -	1:34.023	47.611	2:21.634	75.46	1.986	12:56:09.429
5 -	***1:32.429***	47.219	***2:19.648*** **(1)**	***76.53***		***12:58:29.077***
6 -	1:33.785	48.866	2:22.651	74.92	3.003	13:00:51.728
7 -	1:33.641	46.958	2:20.599 **(3)**	76.01	0.951	13:03:12.327

P9 41 YPM David ABRAHAM — Yamaha - Cambridge Motorcycles

IDEAL LAP TIME : 2:19.201 BEST LAP TIME : 2:19.290 DIFFERENCE : 0.089

LAP	SECTOR 1	SECTOR 2	LAP TIME	MPH	DIFF	TIME OF DAY
1 -		50.659	2:33.231	69.75	13.941	12:49:06.562
2 -	1:35.612	47.153	2:22.765	74.86	3.475	12:51:29.327
3 -	1:36.001	46.901	2:22.902	74.79	3.612	12:53:52.229
4 -	1:33.654	46.526	2:20.180 **(3)**	76.24	0.890	12:56:12.409
5 -	1:33.128	***46.162***	***2:19.290*** **(1)**	***76.73***		***12:58:31.699***
6 -	***1:33.039***	48.580	2:21.619	75.47	2.329	13:00:53.318
7 -	1:33.110	46.637	2:19.747 **(2)**	76.48	0.457	13:03:13.065

P10 143 GP Daniel BARFORD — Aprilia - Aspire racing

IDEAL LAP TIME : 2:20.471 BEST LAP TIME : 2:20.471 DIFFERENCE : 0.000

LAP	SECTOR 1	SECTOR 2	LAP TIME	MPH	DIFF	TIME OF DAY
1 -		47.850	2:29.517	71.48	9.046	12:49:02.848
2 -	1:34.468	47.914	2:22.382	75.06	1.911	12:51:25.230
3 -	1:34.414	48.077	2:22.491	75.00	2.020	12:53:47.721
4 -	1:33.904	47.430	2:21.334 **(3)**	75.62	0.863	12:56:09.055
5 -	***1:33.634***	***46.837***	***2:20.471*** **(1)**	***76.08***		***12:58:29.526***
6 -	1:34.170	49.141	2:23.311	74.57	2.840	13:00:52.837
7 -	1:33.644	47.074	2:20.718 **(2)**	75.95	0.247	13:03:13.555

P11 81 YPM Reece GUYETT — Yamaha - Rose MOT Centre

IDEAL LAP TIME : 2:20.354 BEST LAP TIME : 2:20.472 DIFFERENCE : 0.118

LAP	SECTOR 1	SECTOR 2	LAP TIME	MPH	DIFF	TIME OF DAY
1 -		48.582	2:32.946	69.88	12.474	12:49:06.277
2 -	1:35.854	48.087	2:23.941	74.25	3.469	12:51:30.218
3 -	1:35.637	47.803	2:23.440	74.51	2.968	12:53:53.658
4 -	1:34.996	47.650	2:22.646	74.92	2.174	12:56:16.304

Weather / Track : Cloudy / Drying

Snetterton 300
Circuit Length = 2.9689 miles
Start: 12:46 Flag 13:02 End: 13:04

BMCRC - MRO Championships 2017 - Rnd 10 @ Snetterton 300

DFDS Seaways Yamaha Past Masters & Blue Haze 2-Stroke GP

RACE 6 - SECTOR ANALYSIS

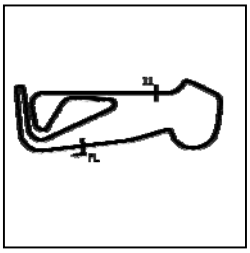

SECTOR 1 = FL to I1, SECTOR 2 = I1 to FL, DIFF = Difference To Personal Best Lap, P = Crossed Finish Line in Pit Lane, D = Time Disallowed

5 -	***1:33.417***	47.055	***2:20.472***	**(1)**	***76.08***		***12:58:36.776***
6 -	1:34.165	***46.937***	2:21.102	**(2)**	75.74	0.630	13:00:57.878
7 -	1:34.597	47.690	2:22.287	**(3)**	75.11	1.815	13:03:20.165

P12 29 YPM Giles HARWOOD

Yamaha -

IDEAL LAP TIME : 2:21.907 BEST LAP TIME : 2:22.132 DIFFERENCE : 0.225

LAP	SECTOR 1	SECTOR 2	LAP TIME		MPH	DIFF	TIME OF DAY
1 -		48.950	2:32.652		70.01	10.520	12:49:05.983
2 -	1:35.309	48.272	2:23.581		74.43	1.449	12:51:29.564
3 -	1:35.063	48.147	2:23.210		74.63	1.078	12:53:52.774
4 -	1:35.608	48.706	2:24.314		74.06	2.182	12:56:17.088
5 -	1:35.205	***47.689***	2:22.894	**(2)**	74.79	0.762	12:58:39.982
6 -	***1:34.218***	47.914	***2:22.132***	**(1)**	***75.19***		***13:01:02.114***
7 -	1:34.730	48.363	2:23.093	**(3)**	74.69	0.961	13:03:25.207

P13 83 YPMR Paul GODBOLD

Yamaha - Hill farm tree services

IDEAL LAP TIME : 2:22.732 BEST LAP TIME : 2:22.771 DIFFERENCE : 0.039

LAP	SECTOR 1	SECTOR 2	LAP TIME		MPH	DIFF	TIME OF DAY
1 -		49.760	2:32.729		69.98	9.958	12:49:06.060
2 -	1:35.899	48.503	2:24.402	**(3)**	74.01	1.631	12:51:30.462
3 -	***1:35.139***	47.632	***2:22.771***	**(1)**	***74.86***		***12:53:53.233***
4 -	1:35.245	***47.593***	2:22.838	**(2)**	74.82	0.067	12:56:16.071
5 -	1:36.668	47.825	2:24.493		73.96	1.722	12:58:40.564
6 -	1:36.111	48.354	2:24.465		73.98	1.694	13:01:05.029
7 -	1:38.305	48.653	2:26.958		72.72	4.187	13:03:31.987

P14 3 GP Tom BARRETT

Honda -

IDEAL LAP TIME : 2:19.963 BEST LAP TIME : 2:19.963 DIFFERENCE : 0.000

LAP	SECTOR 1	SECTOR 2	LAP TIME		MPH	DIFF	TIME OF DAY
1 -		52.646	2:46.486		64.19	26.523	12:49:19.817
2 -	1:35.773	50.086	2:25.859		73.27	5.896	12:51:45.676
3 -	1:35.328	47.637	2:22.965		74.76	3.002	12:54:08.641
4 -	1:33.270	47.073	2:20.343	**(2)**	76.15	0.380	12:56:28.984
5 -	***1:32.903***	***47.060***	***2:19.963***	**(1)**	***76.36***		***12:58:48.947***
6 -	1:33.787	48.814	2:22.601	**(3)**	74.95	2.638	13:01:11.548
7 -	1:35.109	47.854	2:22.963		74.76	3.000	13:03:34.511

P15 155 GPF Nick COOPER

Aprilia - Skint Racing - Wemoto.com and Mr Spotch Gardening S

IDEAL LAP TIME : 2:23.780 BEST LAP TIME : 2:24.429 DIFFERENCE : 0.649

LAP	SECTOR 1	SECTOR 2	LAP TIME		MPH	DIFF	TIME OF DAY
1 -		49.001	2:31.255		70.66	6.826	12:49:04.586
2 -	1:36.004	48.529	2:24.533	**(2)**	73.94	0.104	12:51:29.119
3 -	1:36.242	***48.331***	2:24.573	**(3)**	73.92	0.144	12:53:53.692
4 -	***1:35.449***	48.980	***2:24.429***	**(1)**	***74.00***		***12:56:18.121***
5 -	1:37.631	49.246	2:26.877		72.76	2.448	12:58:44.998
6 -	1:37.021	50.074	2:27.095		72.66	2.666	13:01:12.093
7 -	1:38.022	51.741	2:29.763		71.36	5.334	13:03:41.856

P16 14 GPF Steve DUNN

Yamaha -

IDEAL LAP TIME : 2:23.523 BEST LAP TIME : 2:23.523 DIFFERENCE : 0.000

LAP	SECTOR 1	SECTOR 2	LAP TIME		MPH	DIFF	TIME OF DAY
1 -		50.723	2:43.060		65.54	19.537	12:49:16.391
2 -	1:38.652	50.613	2:29.265		71.60	5.742	12:51:45.656
3 -	1:37.462	48.977	2:26.439		72.98	2.916	12:54:12.095
4 -	1:36.956	49.567	2:26.523		72.94	3.000	12:56:38.618
5 -	1:37.187	48.937	2:26.124	**(3)**	73.14	2.601	12:59:04.742
6 -	1:36.645	48.811	2:25.456	**(2)**	73.47	1.933	13:01:30.198
7 -	***1:35.290***	***48.233***	***2:23.523***	**(1)**	***74.46***		***13:03:53.721***

Weather / Track : Cloudy / Drying

Snetterton 300
Circuit Length = 2.9689 miles
Start: 12:46 Flag 13:02 End: 13:04

BMCRC - MRO Championships 2017 - Rnd 10 @ Snetterton 300

DFDS Seaways Yamaha Past Masters & Blue Haze 2-Stroke GP

RACE 6 - SECTOR ANALYSIS

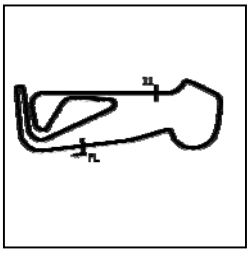

SECTOR 1 = FL to I1, SECTOR 2 = I1 to FL, DIFF = Difference To Personal Best Lap, P = Crossed Finish Line in Pit Lane, D = Time Disallowed

P17 17 YPMC David PATERSON Yamaha - Lots of overtime

IDEAL LAP TIME : 2:25.828 BEST LAP TIME : 2:25.889 DIFFERENCE : 0.061

LAP	SECTOR 1	SECTOR 2	LAP TIME	MPH	DIFF	TIME OF DAY
1 -		50.808	2:42.735	65.67	16.846	12:49:16.066
2 -	1:38.311	50.441	2:28.752	71.85	2.863	12:51:44.818
3 -	1:38.630	50.708	2:29.338	71.56	3.449	12:54:14.156
4 -	1:36.933	50.391	2:27.324 **(3)**	72.54	1.435	12:56:41.480
5 -	1:36.617	***49.272***	***2:25.889*** **(1)**	***73.26***		***12:59:07.369***
6 -	***1:36.556***	49.583	2:26.139 **(2)**	73.13	0.250	13:01:33.508
7 -	1:38.789	50.094	2:28.883	71.78	2.994	13:04:02.391

P18 100 YPMR Gary HARTSHORNE Yamaha - Yambits

IDEAL LAP TIME : 2:27.963 BEST LAP TIME : 2:28.056 DIFFERENCE : 0.093

LAP	SECTOR 1	SECTOR 2	LAP TIME	MPH	DIFF	TIME OF DAY
1 -		49.434	2:38.769	67.31	10.713	12:49:12.100
2 -	1:40.212	50.199	2:30.411	71.05	2.355	12:51:42.511
3 -	1:39.603	50.075	2:29.678	71.40	1.622	12:54:12.189
4 -	1:39.785	50.746	2:30.531	71.00	2.475	12:56:42.720
5 -	1:39.366	***49.425***	2:28.791 **(3)**	71.83	0.735	12:59:11.511
6 -	***1:38.538***	49.518	***2:28.056*** **(1)**	***72.18***		***13:01:39.567***
7 -	1:38.559	49.681	2:28.240 **(2)**	72.09	0.184	13:04:07.807

P19 56 GPF Philip SHOUBRIDGE Aprilia -

IDEAL LAP TIME : 2:27.197 BEST LAP TIME : 2:27.197 DIFFERENCE : 0.000

LAP	SECTOR 1	SECTOR 2	LAP TIME	MPH	DIFF	TIME OF DAY
1 -		53.889	2:47.323	63.87	20.126	12:49:20.654
2 -	1:40.368	50.800	2:31.168	70.70	3.971	12:51:51.822
3 -	1:39.233	50.255	2:29.488	71.49	2.291	12:54:21.310
4 -	1:39.414	50.586	2:30.000	71.25	2.803	12:56:51.310
5 -	1:38.431	50.256	2:28.687 **(3)**	71.88	1.490	12:59:19.997
6 -	***1:37.694***	***49.503***	***2:27.197*** **(1)**	***72.61***		***13:01:47.194***
7 -	1:37.862	49.806	2:27.668 **(2)**	72.37	0.471	13:04:14.862

P20 68 YPMC Kevin MARSHALL Yamaha -

IDEAL LAP TIME : 2:25.553 BEST LAP TIME : 2:25.553 DIFFERENCE : 0.000

LAP	SECTOR 1	SECTOR 2	LAP TIME	MPH	DIFF	TIME OF DAY
1 -		53.859	2:46.591	64.15	21.038	12:49:19.922
2 -	1:41.259	51.446	2:32.705	69.99	7.152	12:51:52.627
3 -	1:39.132	49.855	2:28.987 **(3)**	71.73	3.434	12:54:21.614
4 -	1:40.012	50.933	2:30.945	70.80	5.392	12:56:52.559
5 -	1:39.172	50.368	2:29.540	71.47	3.987	12:59:22.099
6 -	***1:36.425***	***49.128***	***2:25.553*** **(1)**	***73.43***		***13:01:47.652***
7 -	1:37.832	49.595	2:27.427 **(2)**	72.49	1.874	13:04:15.079

P21 87 YPMR Denise BUTTON Yamaha -

IDEAL LAP TIME : 2:28.716 BEST LAP TIME : 2:28.716 DIFFERENCE : 0.000

LAP	SECTOR 1	SECTOR 2	LAP TIME	MPH	DIFF	TIME OF DAY
1 -		49.887	2:40.354	66.65	11.638	12:49:13.685
2 -	1:40.938	52.245	2:33.183	69.77	4.467	12:51:46.868
3 -	1:40.324	52.020	2:32.344 **(3)**	70.15	3.628	12:54:19.212
4 -	1:42.009	50.576	2:32.585	70.04	3.869	12:56:51.797
5 -	1:39.551	49.938	2:29.489 **(2)**	71.49	0.773	12:59:21.286
6 -	***1:38.927***	***49.789***	***2:28.716*** **(1)**	***71.86***		***13:01:50.002***
7 -	1:41.293	51.879	2:33.172	69.77	4.456	13:04:23.174

P22 160 YPMR Danny GOUGH Yamaha - Gforce Motorcycles

IDEAL LAP TIME : 2:31.095 BEST LAP TIME : 2:31.711 DIFFERENCE : 0.616

LAP	SECTOR 1	SECTOR 2	LAP TIME	MPH	DIFF	TIME OF DAY

Weather / Track : Cloudy / Drying

Snetterton 300
Circuit Length = 2.9689 miles
Start: 12:46 Flag 13:02 End: 13:04

BMCRC - MRO Championships 2017 - Rnd 10 @ Snetterton 300

DFDS Seaways Yamaha Past Masters & Blue Haze 2-Stroke GP

RACE 6 - SECTOR ANALYSIS

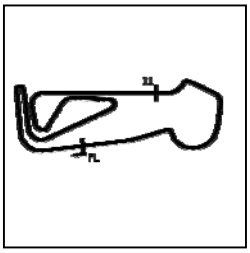

SECTOR 1 = FL to I1, SECTOR 2 = I1 to FL, DIFF = Difference To Personal Best Lap, P = Crossed Finish Line in Pit Lane, D = Time Disallowed

1 -		53.937	2:46.375		64.24	14.664	12:49:19.706
2 -	1:41.344	52.975	2:34.319		69.25	2.608	12:51:54.025
3 -	1:39.762	52.930	2:32.692		69.99	0.981	12:54:26.717
4 -	1:40.458	51.933	2:32.391	**(3)**	70.13	0.680	12:56:59.108
5 -	***1:39.308***	52.403	***2:31.711***	**(1)**	***70.45***		***12:59:30.819***
6 -	1:40.018	***51.787***	2:31.805	**(2)**	70.40	0.094	13:02:02.624
7 -	1:41.286	53.741	2:35.027		68.94	3.316	13:04:37.651

P23 60 GPF Ian READ

Suzuki - MiMS Racing

IDEAL LAP TIME : 2:30.998 BEST LAP TIME : 2:30.998 DIFFERENCE : 0.000

LAP	SECTOR 1	SECTOR 2	LAP TIME		MPH	DIFF	TIME OF DAY
1 -		52.689	2:49.635		63.00	18.637	12:49:22.966
2 -	1:43.551	51.538	2:35.089		68.91	4.091	12:51:58.055
3 -	1:43.337	52.236	2:35.573		68.70	4.575	12:54:33.628
4 -	1:42.560	51.275	2:33.835	**(3)**	69.47	2.837	12:57:07.463
5 -	1:41.309	50.446	2:31.755	**(2)**	70.42	0.757	12:59:39.218
6 -	***1:40.949***	***50.049***	***2:30.998***	**(1)**	***70.78***		***13:02:10.216***

P24 38 YPM Mike WAKE

Yamaha - Tony's Big Bikes

IDEAL LAP TIME : 2:30.580 BEST LAP TIME : 2:31.641 DIFFERENCE : 1.061

LAP	SECTOR 1	SECTOR 2	LAP TIME		MPH	DIFF	TIME OF DAY
1 -		53.425	2:50.369		62.73	18.728	12:49:23.700
2 -	1:43.632	52.565	2:36.197		68.42	4.556	12:51:59.897
3 -	1:42.454	51.916	2:34.370		69.23	2.729	12:54:34.267
4 -	1:42.208	51.458	2:33.666	**(3)**	69.55	2.025	12:57:07.933
5 -	1:41.964	***50.018***	2:31.982	**(2)**	70.32	0.341	12:59:39.915
6 -	***1:40.562***	51.079	***2:31.641***	**(1)**	***70.48***		***13:02:11.556***

P25 99 YPMR Charles OAKMAN

Yamaha -

IDEAL LAP TIME : 2:31.653 BEST LAP TIME : 2:33.378 DIFFERENCE : 1.725

LAP	SECTOR 1	SECTOR 2	LAP TIME		MPH	DIFF	TIME OF DAY
1 -		53.265	2:48.210		63.53	14.832	12:49:21.541
2 -	1:43.868	52.175	2:36.043		68.49	2.665	12:51:57.584
3 -	1:43.404	52.763	2:36.167		68.44	2.789	12:54:33.751
4 -	***1:41.288***	52.298	2:33.586	**(2)**	69.59	0.208	12:57:07.337
5 -	1:43.013	***50.365***	***2:33.378***	**(1)**	***69.68***		***12:59:40.715***
6 -	1:41.926	52.915	2:34.841	**(3)**	69.02	1.463	13:02:15.556

P26 8 GP Konrad BREESE

Yamaha -

IDEAL LAP TIME : 2:33.265 BEST LAP TIME : 2:34.030 DIFFERENCE : 0.765

LAP	SECTOR 1	SECTOR 2	LAP TIME		MPH	DIFF	TIME OF DAY
1 -		51.860	2:50.225		62.78	16.195	12:49:23.556
2 -	***1:42.450***	51.817	2:34.267	**(2)**	69.28	0.237	12:51:57.823
3 -	1:42.802	51.228	***2:34.030***	**(1)**	***69.38***		***12:54:31.853***
4 -	1:44.789	51.003	2:35.792		68.60	1.762	12:57:07.645
5 -	1:44.314	50.935	2:35.249		68.84	1.219	12:59:42.894
6 -	1:43.938	***50.815***	2:34.753	**(3)**	69.06	0.723	13:02:17.647

P27 85 YPMR Liam BURSCOUGH

Yamaha - Apollo Tuning / Scorpion Motorcycles Llanelli

IDEAL LAP TIME : 2:37.908 BEST LAP TIME : 2:37.908 DIFFERENCE : 0.000

LAP	SECTOR 1	SECTOR 2	LAP TIME		MPH	DIFF	TIME OF DAY
1 -		53.550	2:46.923		64.02	9.015	12:49:20.254
2 -	***1:44.731***	***53.177***	***2:37.908***	**(1)**	***67.68***		***12:51:58.162***
3 -	1:45.487	53.612	2:39.099	**(2)**	67.17	1.191	12:54:37.261
4 -	1:46.697	53.951	2:40.648		66.53	2.740	12:57:17.909
5 -	1:47.158	53.502	2:40.660		66.52	2.752	12:59:58.569
6 -	1:46.859	53.321	2:40.180	**(3)**	66.72	2.272	13:02:38.749

Weather / Track : Cloudy / Drying

Snetterton 300
Circuit Length = 2.9689 miles
Start: 12:46 Flag 13:02 End: 13:04

BMCRC - MRO Championships 2017 - Rnd 10 @ Snetterton 300

DFDS Seaways Yamaha Past Masters & Blue Haze 2-Stroke GP

RACE 6 - SECTOR ANALYSIS

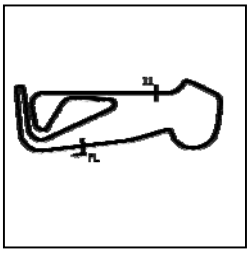

SECTOR 1 = FL to I1, SECTOR 2 = I1 to FL, DIFF = Difference To Personal Best Lap, P = Crossed Finish Line in Pit Lane, D = Time Disallowed

P28 138 GPF Chris PETTET

MZ -

IDEAL LAP TIME : 2:48.187 BEST LAP TIME : 2:48.404 DIFFERENCE : 0.217

LAP	SECTOR 1	SECTOR 2	LAP TIME	MPH	DIFF	TIME OF DAY
1 -		57.300	2:59.727	59.46	11.323	12:49:33.058
2 -	1:52.212	***56.650***	2:48.862 **(3)**	63.29	0.458	12:52:21.920
3 -	***1:51.537***	57.130	2:48.667 **(2)**	63.36	0.263	12:55:10.587
4 -	1:53.694	59.751	2:53.445	61.62	5.041	12:58:04.032
5 -	1:53.711	58.392	2:52.103	62.10	3.699	13:00:56.135
6 -	1:51.573	56.831	***2:48.404*** **(1)**	***63.46***		***13:03:44.539***

P29 86 YPMR Lucia RICHARDSON

Yamaha - Mungo Marine LTD

IDEAL LAP TIME : 2:48.509 BEST LAP TIME : 2:48.509 DIFFERENCE : 0.000

LAP	SECTOR 1	SECTOR 2	LAP TIME	MPH	DIFF	TIME OF DAY
1 -		57.284	3:01.277	58.95	12.768	12:49:34.608
2 -	1:54.053	56.813	2:50.866	62.55	2.357	12:52:25.474
3 -	1:55.547	56.565	2:52.112	62.09	3.603	12:55:17.586
4 -	***1:52.005***	***56.504***	***2:48.509*** **(1)**	***63.42***		***12:58:06.095***
5 -	1:52.018	58.524	2:50.542 **(3)**	62.67	2.033	13:00:56.637
6 -	1:53.194	56.510	2:49.704 **(2)**	62.98	1.195	13:03:46.341

P30 45 YPMR Lorraine ANSON

Yamaha -

IDEAL LAP TIME : 2:48.835 BEST LAP TIME : 2:50.117 DIFFERENCE : 1.282

LAP	SECTOR 1	SECTOR 2	LAP TIME	MPH	DIFF	TIME OF DAY
1 -		***56.613***	3:01.544	58.87	11.427	12:49:34.875
2 -	1:54.244	56.925	2:51.169	62.44	1.052	12:52:26.044
3 -	1:53.884	57.103	2:50.987 **(2)**	62.50	0.870	12:55:17.031
4 -	***1:52.222***	57.895	***2:50.117*** **(1)**	***62.82***		***12:58:07.148***
5 -	1:53.556	57.802	2:51.358	62.37	1.241	13:00:58.506
6 -	1:53.676	57.355	2:51.031 **(3)**	62.49	0.914	13:03:49.537

P31 13 YPM Doug EDMONDSON

Yamaha - Wave Racing Developments

IDEAL LAP TIME : 2:15.930 BEST LAP TIME : 2:15.930 DIFFERENCE : 0.000

LAP	SECTOR 1	SECTOR 2	LAP TIME	MPH	DIFF	TIME OF DAY
1 -		45.680	2:25.181	73.61	9.251	12:48:58.512
2 -	1:31.807	46.281	2:18.088 **(3)**	77.40	2.158	12:51:16.600
3 -	1:32.059	46.144	2:18.203	77.33	2.273	12:53:34.803
4 -	***1:30.671***	***45.259***	***2:15.930*** **(1)**	***78.62***		***12:55:50.733***
5 -	1:31.018	45.519	2:16.537 **(2)**	78.27	0.607	12:58:07.270

P32 71 GPF Richard HICKLING

Aprilia -

IDEAL LAP TIME : 2:29.653 BEST LAP TIME : 2:29.861 DIFFERENCE : 0.208

LAP	SECTOR 1	SECTOR 2	LAP TIME	MPH	DIFF	TIME OF DAY
1 -		50.201	2:39.717	66.91	9.856	12:49:13.048
2 -	1:39.793	***50.068***	***2:29.861*** **(1)**	***71.31***		***12:51:42.909***

P33 59 YPMC Neil HESMAN

Yamaha - Farkham Hall

IDEAL LAP TIME : BEST LAP TIME : DIFFERENCE :

LAP	SECTOR 1	SECTOR 2	LAP TIME	MPH	DIFF	TIME OF DAY
1 -		***53.127***	2:50.719	62.60		12:49:24.050

Weather / Track : Cloudy / Drying

Snetterton 300
Circuit Length = 2.9689 miles
Start: 12:46 Flag 13:02 End: 13:04

BMCRC - MRO Championships 2017 - Rnd 10 @ Snetterton 300

DFDS Seaways Yamaha Past Masters & Blue Haze 2-Stroke GP

RACE 6 - BEST SECTORS

SECTOR 1				SECTOR 2			IDEAL / BEST COMPARISON					
POS	NO	NAME	TIME	NO	NAME	TIME	POS	NO	NAME	IDEAL	BEST	DIFF
									PERFECT LAP	2:10.907		
1	1	JOHNSON	**1:26.990**	1	JOHNSON	**43.917**	1	1	JOHNSON	2:10.907	2:11.762	0.855
2	7	FISHWICK	**1:29.229**	9	BRANTON	**44.720**	2	7	FISHWICK	2:14.074	2:14.171	0.097
3	9	BRANTON	**1:30.017**	7	FISHWICK	**44.845**	3	9	BRANTON	2:14.737	2:15.455	0.718
4	6	BARBER	**1:30.443**	13	EDMONDSON	**45.259**	4	6	BARBER	2:15.788	2:15.803	0.015
5	13	EDMONDSON	**1:30.671**	6	BARBER	**45.345**	5	13	EDMONDSON	2:15.930	2:15.930	0.000
6	88	STANLEY	**1:30.778**	61	WELCH	**45.528**	6	88	STANLEY	2:16.578	2:16.623	0.045
7	61	WELCH	**1:31.055**	88	STANLEY	**45.800**	7	61	WELCH	2:16.583	2:16.583	0.000
8	70	BURSCOUGH	**1:32.429**	41	ABRAHAM	**46.162**	8	41	ABRAHAM	2:19.201	2:19.290	0.089
9	3	BARRETT	**1:32.903**	4	HALIL	**46.499**	9	70	BURSCOUGH	2:19.378	2:19.648	0.270
10	4	HALIL	**1:32.904**	143	BARFORD	**46.837**	10	4	HALIL	2:19.403	2:19.579	0.176
11	41	ABRAHAM	**1:33.039**	81	GUYETT	**46.937**	11	3	BARRETT	2:19.963	2:19.963	0.000
12	81	GUYETT	**1:33.417**	70	BURSCOUGH	**46.949**	12	81	GUYETT	2:20.354	2:20.472	0.118
13	143	BARFORD	**1:33.634**	3	BARRETT	**47.060**	13	143	BARFORD	2:20.471	2:20.471	0.000
14	29	HARWOOD	**1:34.218**	83	GODBOLD	**47.593**	14	29	HARWOOD	2:21.907	2:22.132	0.225
15	83	GODBOLD	**1:35.139**	29	HARWOOD	**47.689**	15	83	GODBOLD	2:22.732	2:22.771	0.039
16	14	DUNN	**1:35.290**	14	DUNN	**48.233**	16	14	DUNN	2:23.523	2:23.523	0.000
17	155	COOPER	**1:35.449**	155	COOPER	**48.331**	17	155	COOPER	2:23.780	2:24.429	0.649
18	68	MARSHALL	**1:36.425**	68	MARSHALL	**49.128**	18	68	MARSHALL	2:25.553	2:25.553	0.000
19	17	PATERSON	**1:36.556**	17	PATERSON	**49.272**	19	17	PATERSON	2:25.828	2:25.889	0.061
20	56	SHOUBRIDGE	**1:37.694**	100	HARTSHORNE	**49.425**	20	56	SHOUBRIDGE	2:27.197	2:27.197	0.000
21	100	HARTSHORNE	**1:38.538**	56	SHOUBRIDGE	**49.503**	21	100	HARTSHORNE	2:27.963	2:28.056	0.093
22	87	BUTTON	**1:38.927**	87	BUTTON	**49.789**	22	87	BUTTON	2:28.716	2:28.716	0.000
23	160	GOUGH	**1:39.308**	38	WAKE	**50.018**	23	71	HICKLING	2:29.653	2:29.861	0.208
24	71	HICKLING	**1:39.585**	60	READ	**50.049**	24	38	WAKE	2:30.580	2:31.641	1.061
25	38	WAKE	**1:40.562**	71	HICKLING	**50.068**	25	60	READ	2:30.998	2:30.998	0.000
26	60	READ	**1:40.949**	99	OAKMAN	**50.365**	26	160	GOUGH	2:31.095	2:31.711	0.616
27	99	OAKMAN	**1:41.288**	8	BREESE	**50.815**	27	99	OAKMAN	2:31.653	2:33.378	1.725
28	8	BREESE	**1:42.450**	160	GOUGH	**51.787**	28	8	BREESE	2:33.265	2:34.030	0.765
29	85	BURSCOUGH	**1:44.731**	59	HESMAN	**53.127**	29	85	BURSCOUGH	2:37.908	2:37.908	0.000
30	138	PETTET	**1:51.537**	85	BURSCOUGH	**53.177**	30	138	PETTET	2:48.187	2:48.404	0.217
31	86	RICHARDSON	**1:52.005**	86	RICHARDSON	**56.504**	31	86	RICHARDSON	2:48.509	2:48.509	0.000
32	45	ANSON	**1:52.222**	45	ANSON	**56.613**	32	45	ANSON	2:48.835	2:50.117	1.282
33				138	PETTET	**56.650**	33	59	HESMAN			
34												
35												

Weather / Track : Cloudy / Drying

Snetterton 300
Circuit Length = 2.9689 miles
Start: 12:46 Flag 13:02 End: 13:04

Results can be found at www.tsl-timing.com

Printed - 13:07 Sunday, 08 October 2017

BMCRC - MRO Championships 2017 - Rnd 10 @ Snetterton 300

DFDS Seaways Yamaha Past Masters & Blue Haze 2-Stroke GP

RACE 15 - GRID (5 Laps)

ROW 13			39	58 Steve REDHEAD	38	74 Trevor SHARPE	37	40 Douglas BEACOCK
ROW 12	36	69 Richard SAWYER	35	21 Ben HUNTER	34	55 Paul TOLAND		
ROW 11			33	59 Neil HESMAN	32	2:50.117 45 Lorraine ANSON	31	2:48.509 86 Lucia RICHARDSON
ROW 10	30	2:48.404 138 Chris PETTET	29	2:37.908 85 Liam BURSCOUGH	28	2:34.030 8 Konrad BREESE		
ROW 9			27	2:33.378 99 Charles OAKMAN	26	2:31.711 160 Danny GOUGH	25	2:31.641 38 Mike WAKE
ROW 8	24	2:30.998 60 Ian READ	23	2:29.861 71 Richard HICKLING	22	2:28.716 87 Denise BUTTON		
ROW 7			21	2:28.056 100 Gary HARTSHORNE	20	2:27.197 56 Philip SHOUBRIDGE	19	2:25.889 17 David PATERSON
ROW 6	18	2:25.553 68 Kevin MARSHALL	17	2:24.429 155 Nick COOPER	16	2:23.523 14 Steve DUNN		
ROW 5			15	2:22.771 83 Paul GODBOLD	14	2:22.132 29 Giles HARWOOD	13	2:20.472 81 Reece GUYETT
ROW 4	12	2:20.471 143 Daniel BARFORD	11	2:19.963 3 Tom BARRETT	10	2:19.648 70 Andrew BURSCOUGH		
ROW 3			9	2:19.579 4 Denis HALIL	8	2:19.290 41 David ABRAHAM	7	2:16.623 88 Michael STANLEY
ROW 2	6	2:16.583 61 Paul WELCH	5	2:15.930 13 Doug EDMONDSON	4	2:15.803 6 Matt BARBER		
ROW 1			3	2:15.455 9 Peter BRANTON	2	2:14.171 7 Pete FISHWICK	1	2:11.762 1 Anthony JOHNSON

Pole

Snetterton 300
Circuit Length = 2.9689 miles

These results are provisional until the conclusion of any judicial and technical matters.

Clerk Of Course :		Timekeeper :

Results can be found at www.tsl-timing.com

Printed - 13:09 Sunday, 08 October 2017

BMCRC - MRO Championships 2017 - Rnd 10 @ Snetterton 300

DFDS Seaways Yamaha Past Masters & Blue Haze 2-Stroke GP

RACE 15 - CLASSIFICATION

POS	NO	CL	PIC	NAME	ENTRY	LAPS	TIME	GAP	DIFF	MPH	BEST	ON
1	**1**	YPM	1	Anthony JOHNSON	Yamaha - Bexhill gearboxes	**5**	10:56.555			81.39	**2:09.117**	5
2	**9**	YPM	2	Peter BRANTON	Yamaha -	**5**	11:18.365	**21.810**	21.810	78.77	**2:14.267**	5
3	**13**	YPM	3	Doug EDMONDSON	Yamaha - Wave Racing Developments	**5**	11:18.901	**22.346**	0.536	78.71	**2:14.223**	4
4	**29**	YPM	4	Giles HARWOOD	Yamaha -	**5**	11:31.896	**35.341**	12.995	77.23	**2:15.338**	2
5	**70**	YPMC	1	Andrew BURSCOUGH	Yamaha - Apollo Tuning	**5**	11:33.881	**37.326**	1.985	77.01	**2:17.080**	5
6	**88**	YPMC	2	Michael STANLEY	Yamaha -	**5**	11:34.073	**37.518**	0.192	76.99	**2:17.145**	4
7	**143**	GP	1	Daniel BARFORD	Aprilia - Aspire racing	**5**	11:41.841	**45.286**	7.768	76.14	**2:18.128**	4
8	**3**	GP	2	Tom BARRETT	Honda -	**5**	11:42.507	**45.952**	0.666	76.07	**2:18.199**	3
9	**4**	YPM	5	Denis HALIL	Yamaha - D & A AUTOS	**5**	11:43.369	**46.814**	0.862	75.97	**2:18.284**	4
10	**14**	GPF	1	Steve DUNN	Yamaha -	**5**	12:08.274	**1:11.719**	24.905	73.37	**2:23.372**	3
11	**155**	GPF	2	Nick COOPER	Aprilia - Skint Racing - Wemoto.com and Mr Spotch	**5**	12:15.196	**1:18.641**	6.922	72.68	**2:24.885**	4
12	**55**	YPM	6	Paul TOLAND	Yamaha -	**5**	12:23.196	**1:26.641**	8.000	71.90	**2:26.671**	3
13	**17**	YPMC	3	David PATERSON	Yamaha - Lots of overtime	**5**	12:23.502	**1:26.947**	0.306	71.87	**2:26.578**	4
14	**71**	GPF	3	Richard HICKLING	Aprilia -	**5**	12:41.278	**1:44.723**	17.776	70.19	**2:28.731**	5
15	**160**	YPMR	1	Danny GOUGH	Yamaha - Gforce Motorcycles	**5**	12:41.538	**1:44.983**	0.260	70.17	**2:26.484**	5
16	**85**	YPMR	2	Liam BURSCOUGH	Yamaha - Apollo Tuning / Scorpion Motorcycles Llar	**5**	12:46.109	**1:49.554**	4.571	69.75	**2:30.923**	5
17	**87**	YPMR	3	Denise BUTTON	Yamaha -	**5**	12:46.140	**1:49.585**	0.031	69.75	**2:30.491**	5
18	**60**	GPF	4	Ian READ	Suzuki - MiMS Racing	**5**	12:46.562	**1:50.007**	0.422	69.71	**2:28.899**	4
19	**38**	YPM	7	Mike WAKE	Yamaha - Tony's Big Bikes	**5**	12:46.636	**1:50.081**	0.074	69.70	**2:29.774**	3
20	**100**	YPMR	4	Gary HARTSHORNE	Yamaha - Yambits	**5**	12:47.546	**1:50.991**	0.910	69.62	**2:29.691**	5
21	**68**	YPMC	4	Kevin MARSHALL	Yamaha -	**5**	12:47.835	**1:51.280**	0.289	69.59	**2:29.050**	4
22	**8**	GP	3	Konrad BREESE	Yamaha -	**5**	12:57.582	**2:01.027**	9.747	68.72	**2:32.820**	5
23	**86**	YPMR	5	Lucia RICHARDSON	Yamaha - Mungo Marine LTD	**4**	11:41.463	**1 Lap**	1 Lap	60.94	**2:51.669**	4
24	**138**	GPF	5	Chris PETTET	MZ -	**4**	11:42.595	**1 Lap**	1.132	60.84	**2:52.112**	4
25	**45**	YPMR	6	Lorraine ANSON	Yamaha -	**4**	12:12.877	**1 Lap**	30.282	58.33	**3:01.141**	2

NOT CLASSIFIED

DNF	**7**	YPM		Pete FISHWICK	Yamaha -	**4**	9:04.802	**1 Lap**		78.47	**2:14.344**	2
DNF	**61**	YPM		Paul WELCH	Yamaha -	**3**	7:00.863	**2 Laps**	1 Lap	76.18	**2:17.565**	3
DNF	**81**	YPM		Reece GUYETT	Yamaha - Rose MOT Centre	**1**	2:29.043	**4 Laps**	2 Laps	71.71		
DNF	**41**	YPM		David ABRAHAM	Yamaha - Cambridge Motorcycles	**0**						
DNF	**83**	YPMR		Paul GODBOLD	Yamaha - Hill farm tree services	**0**						

FASTEST LAP

1	YPM	Anthony JOHNSON	Yamaha - Bexhill gearboxes	**5**	2:09.117	82.77 mph	133.21 kph
70	YPMC	Andrew BURSCOUGH	Yamaha - Apollo Tuning	**5**	2:17.080	77.96 mph	125.48 kph
143	GP	Daniel BARFORD	Aprilia - Aspire racing	**4**	2:18.128	77.37 mph	124.52 kph
14	GPF	Steve DUNN	Yamaha -	**3**	2:23.372	74.54 mph	119.97 kph
160	YPMR	Danny GOUGH	Yamaha - Gforce Motorcycles	**5**	2:26.484	72.96 mph	117.42 kph

Class YPM - 90% of Race Speed = 73.25 mph
Class YPMC - 90% of Race Speed = 69.30 mph
Class GP - 90% of Race Speed = 68.52 mph
Class GPF - 90% of Race Speed = 66.03 mph
Class YPMR - 90% of Race Speed = 63.15 mph

Snetterton 300
Circuit Length = 2.9689 miles
Start: 16:24 Flag 16:35 End: 16:37

Weather / Track : Cloudy / Dry
These results are provisional until the conclusion of any judicial and technical matters.

Clerk Of Course :		Timekeeper :

Results can be found at www.tsl-timing.com

Printed - 16:38 Sunday, 08 October 2017

BMCRC - MRO Championships 2017 - Rnd 10 @ Snetterton 300

DFDS Seaways Yamaha Past Masters & Blue Haze 2-Stroke GP

RACE 15 - LAP CHART

LAP 1 @ 16:26:48.388

NO	BEHIND	LAP TIME
1		2:16.360
9	3.711	2:20.071
13	4.145	2:20.505
7	5.236	2:21.596
29	6.372	2:22.732
88	7.853	2:24.213
70	8.327	2:24.687
4	9.052	2:25.412
61	9.284	2:25.644
143	11.677	2:28.037
3	12.489	2:28.849
81	12.683	2:29.043
155	15.407	2:31.767
14	16.572	2:32.932
17	16.775	2:33.135
55	17.856	2:34.216
87	23.574	2:39.934
85	24.233	2:40.593
160	25.599	2:41.959
71	27.074	2:43.434
38	27.551	2:43.911
60	27.646	2:44.006
68	27.967	2:44.327
100	28.417	2:44.777
8	29.374	2:45.734
86	45.293	3:01.653
138	46.812	3:03.172
45	49.409	3:05.769

LAP 2 @ 16:28:59.069

NO	BEHIND	LAP TIME
1		2:10.681
9	7.776	2:14.746
13	8.016	2:14.552
7	8.899	2:14.344
29	11.029	2:15.338
88	14.520	2:17.348
70	14.875	2:17.229
61	16.257	2:17.654
4	19.201	2:20.830
143	19.774	2:18.778
3	20.260	2:18.452
14	30.154	2:24.263
155	31.409	2:26.683
55	34.377	2:27.202
17	34.589	2:28.495
85	44.917	2:31.365
87	45.493	2:32.600
160	45.872	2:30.954
71	46.178	2:29.785
38	47.850	2:30.980
60	48.407	2:31.442
68	48.813	2:31.527
100	51.026	2:33.290
8	51.745	2:33.052
138	1:28.994	2:52.863
86	1:29.553	2:54.941
45	1:39.869	3:01.141

LAP 3 @ 16:31:08.970

NO	BEHIND	LAP TIME
1		2:09.901
9	12.223	2:14.348
13	13.319	2:15.204
7	13.345	2:14.347
29	16.898	2:15.770
88	21.855	2:17.236
70	22.522	2:17.548
61	23.921	2:17.565
143	28.536	2:18.663
3	28.558	2:18.199
4	29.679	2:20.379
14	43.625	2:23.372
155	47.110	2:25.602
55	51.147	2:26.671
17	52.073	2:27.385
71	1:05.912	2:29.635
85	1:06.371	2:31.355
87	1:06.483	2:30.891
160	1:06.740	2:30.769
38	1:07.723	2:29.774
60	1:10.620	2:32.114
68	1:10.895	2:31.983
100	1:10.989	2:29.864
8	1:14.865	2:33.021

LAP 4 @ 16:33:19.466

NO	BEHIND	LAP TIME
1		2:10.496
86	1 Lap	2:53.200
138	1 Lap	2:54.448
9	16.660	2:14.933
13	17.046	2:14.223
7	17.364	2:14.515
45	1 Lap	3:02.600
29	23.356	2:16.954
88	28.504	2:17.145
70	29.363	2:17.337
143	36.168	2:18.128
3	36.551	2:18.489
4	37.467	2:18.284
14	57.452	2:24.323
155	1:01.499	2:24.885
17	1:08.155	2:26.578
55	1:08.215	2:27.564
71	1:25.109	2:29.693
160	1:27.616	2:31.372
85	1:27.748	2:31.873
38	1:28.146	2:30.919
87	1:28.211	2:32.224
60	1:29.023	2:28.899
68	1:29.449	2:29.050
100	1:30.417	2:29.924
8	1:37.324	2:32.955

LAP 5 @ 16:35:28.583

NO	BEHIND	LAP TIME
1		2:09.117
9	21.810	2:14.267
13	22.346	2:14.417
29	35.341	2:21.102
70	37.326	2:17.080
88	37.518	2:18.131
86	1 Lap	2:51.669
143	45.286	2:18.235
3	45.952	2:18.518
138	1 Lap	2:52.112
4	46.814	2:18.464
14	1:11.719	2:23.384
45	1 Lap	3:03.367
155	1:18.641	2:26.259
55	1:26.641	2:27.543
17	1:26.947	2:27.909
71	1:44.723	2:28.731
160	1:44.983	2:26.484
85	1:49.554	2:30.923
87	1:49.585	2:30.491
60	1:50.007	2:30.101
38	1:50.081	2:31.052
100	1:50.991	2:29.691
68	1:51.280	2:30.948
8	2:01.027	2:32.820

Weather / Track : Cloudy / Dry

Snetterton 300
Circuit Length = 2.9689 miles
Start: 16:24 Flag 16:35 End: 16:37

Results can be found at www.tsl-timing.com

Printed - 16:39 Sunday, 08 October 2017

BMCRC - MRO Championships 2017 - Rnd 10 @ Snetterton 300

DFDS Seaways Yamaha Past Masters & Blue Haze 2-Stroke GP

RACE 15 - SECTOR ANALYSIS

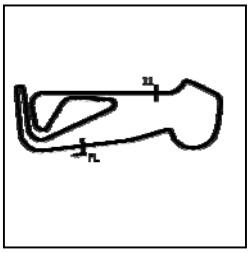

SECTOR 1 = FL to I1, SECTOR 2 = I1 to FL, DIFF = Difference To Personal Best Lap, P = Crossed Finish Line in Pit Lane, D = Time Disallowed

P1 1 YPM Anthony JOHNSON Yamaha - Bexhill gearboxes

IDEAL LAP TIME : 2:09.117 BEST LAP TIME : 2:09.117 DIFFERENCE : 0.000

LAP	SECTOR 1	SECTOR 2	LAP TIME	MPH	DIFF	TIME OF DAY
1 -		43.376	2:16.360	78.38	7.243	16:26:48.388
2 -	1:27.504	43.177	2:10.681	81.78	1.564	16:28:59.069
3 -	1:27.079	42.822	2:09.901 (2)	82.27	0.784	16:31:08.970
4 -	1:27.068	43.428	2:10.496 (3)	81.90	1.379	16:33:19.466
5 -	***1:26.308***	***42.809***	***2:09.117 (1)***	***82.77***		***16:35:28.583***

P2 9 YPM Peter BRANTON Yamaha -

IDEAL LAP TIME : 2:13.961 BEST LAP TIME : 2:14.267 DIFFERENCE : 0.306

LAP	SECTOR 1	SECTOR 2	LAP TIME	MPH	DIFF	TIME OF DAY
1 -		44.529	2:20.071	76.30	5.804	16:26:52.099
2 -	1:30.088	44.658	2:14.746 (3)	79.32	0.479	16:29:06.845
3 -	***1:29.804***	44.544	2:14.348 (2)	79.55	0.081	16:31:21.193
4 -	1:30.166	44.767	2:14.933	79.21	0.666	16:33:36.126
5 -	1:30.110	***44.157***	***2:14.267 (1)***	***79.60***		***16:35:50.393***

P3 13 YPM Doug EDMONDSON Yamaha - Wave Racing Developments

IDEAL LAP TIME : 2:14.031 BEST LAP TIME : 2:14.223 DIFFERENCE : 0.192

LAP	SECTOR 1	SECTOR 2	LAP TIME	MPH	DIFF	TIME OF DAY
1 -		44.919	2:20.505	76.06	6.282	16:26:52.533
2 -	1:29.796	44.756	2:14.552 (3)	79.43	0.329	16:29:07.085
3 -	1:30.231	44.973	2:15.204	79.05	0.981	16:31:22.289
4 -	***1:29.449***	44.774	***2:14.223 (1)***	***79.62***		***16:33:36.512***
5 -	1:29.835	***44.582***	2:14.417 (2)	79.51	0.194	16:35:50.929

P4 29 YPM Giles HARWOOD Yamaha -

IDEAL LAP TIME : 2:14.297 BEST LAP TIME : 2:15.338 DIFFERENCE : 1.041

LAP	SECTOR 1	SECTOR 2	LAP TIME	MPH	DIFF	TIME OF DAY
1 -		***44.442***	2:22.732	74.88	7.394	16:26:54.760
2 -	***1:29.855***	45.483	***2:15.338 (1)***	***78.97***		***16:29:10.098***
3 -	1:30.105	45.665	2:15.770 (2)	78.72	0.432	16:31:25.868
4 -	1:30.930	46.024	2:16.954 (3)	78.04	1.616	16:33:42.822
5 -	1:33.531	47.571	2:21.102	75.74	5.764	16:36:03.924

P5 70 YPMC Andrew BURSCOUGH Yamaha - Apollo Tuning

IDEAL LAP TIME : 2:16.295 BEST LAP TIME : 2:17.080 DIFFERENCE : 0.785

LAP	SECTOR 1	SECTOR 2	LAP TIME	MPH	DIFF	TIME OF DAY
1 -		***45.561***	2:24.687	73.87	7.607	16:26:56.715
2 -	1:31.497	45.732	2:17.229 (2)	77.88	0.149	16:29:13.944
3 -	1:31.679	45.869	2:17.548	77.70	0.468	16:31:31.492
4 -	1:31.724	45.613	2:17.337 (3)	77.82	0.257	16:33:48.829
5 -	***1:30.734***	46.346	***2:17.080 (1)***	***77.96***		***16:36:05.909***

P6 88 YPMC Michael STANLEY Yamaha -

IDEAL LAP TIME : 2:17.145 BEST LAP TIME : 2:17.145 DIFFERENCE : 0.000

LAP	SECTOR 1	SECTOR 2	LAP TIME	MPH	DIFF	TIME OF DAY
1 -		45.883	2:24.213	74.11	7.068	16:26:56.241
2 -	1:31.607	45.741	2:17.348 (3)	77.81	0.203	16:29:13.589
3 -	1:31.439	45.797	2:17.236 (2)	77.88	0.091	16:31:30.825
4 -	***1:31.418***	***45.727***	***2:17.145 (1)***	***77.93***		***16:33:47.970***
5 -	1:31.812	46.319	2:18.131	77.37	0.986	16:36:06.101

P7 143 GP Daniel BARFORD Aprilia - Aspire racing

IDEAL LAP TIME : 2:17.517 BEST LAP TIME : 2:18.128 DIFFERENCE : 0.611

LAP	SECTOR 1	SECTOR 2	LAP TIME	MPH	DIFF	TIME OF DAY

Weather / Track : Cloudy / Dry

Snetterton 300
Circuit Length = 2.9689 miles
Start: 16:24 Flag 16:35 End: 16:37

BMCRC - MRO Championships 2017 - Rnd 10 @ Snetterton 300

DFDS Seaways Yamaha Past Masters & Blue Haze 2-Stroke GP

RACE 15 - SECTOR ANALYSIS

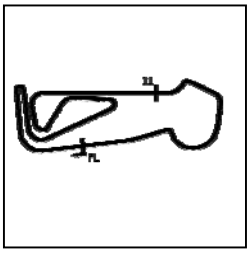

SECTOR 1 = FL to I1, SECTOR 2 = I1 to FL, DIFF = Difference To Personal Best Lap, P = Crossed Finish Line in Pit Lane, D = Time Disallowed

1 -		45.885	2:28.037		72.19	9.909	16:27:00.065
2 -	1:33.073	***45.705***	2:18.778		77.01	0.650	16:29:18.843
3 -	1:32.407	46.256	2:18.663	**(3)**	77.07	0.535	16:31:37.506
4 -	1:32.020	46.108	***2:18.128***	**(1)**	***77.37***		***16:33:55.634***
5 -	***1:31.812***	46.423	2:18.235	**(2)**	77.31	0.107	16:36:13.869

P8 3 GP Tom BARRETT Honda -

IDEAL LAP TIME : 2:17.819 BEST LAP TIME : 2:18.199 DIFFERENCE : 0.380

LAP	SECTOR 1	SECTOR 2	LAP TIME		MPH	DIFF	TIME OF DAY
1 -		46.644	2:28.849		71.80	10.650	16:27:00.877
2 -	1:32.379	46.073	2:18.452	**(2)**	77.19	0.253	16:29:19.329
3 -	***1:31.902***	46.297	***2:18.199***	**(1)**	***77.33***		***16:31:37.528***
4 -	1:32.134	46.355	2:18.489	**(3)**	77.17	0.290	16:33:56.017
5 -	1:32.601	***45.917***	2:18.518		77.16	0.319	16:36:14.535

P9 4 YPM Denis HALIL Yamaha - D & A AUTOS

IDEAL LAP TIME : 2:17.840 BEST LAP TIME : 2:18.284 DIFFERENCE : 0.444

LAP	SECTOR 1	SECTOR 2	LAP TIME		MPH	DIFF	TIME OF DAY
1 -		46.428	2:25.412		73.50	7.128	16:26:57.440
2 -	1:34.444	46.386	2:20.830		75.89	2.546	16:29:18.270
3 -	1:33.624	46.755	2:20.379	**(3)**	76.13	2.095	16:31:38.649
4 -	***1:32.439***	45.845	***2:18.284***	**(1)**	***77.29***		***16:33:56.933***
5 -	1:33.063	***45.401***	2:18.464	**(2)**	77.19	0.180	16:36:15.397

P10 14 GPF Steve DUNN Yamaha -

IDEAL LAP TIME : 2:23.269 BEST LAP TIME : 2:23.372 DIFFERENCE : 0.103

LAP	SECTOR 1	SECTOR 2	LAP TIME		MPH	DIFF	TIME OF DAY
1 -		48.066	2:32.932		69.88	9.560	16:27:04.960
2 -	1:35.658	48.605	2:24.263	**(3)**	74.08	0.891	16:29:29.223
3 -	1:35.386	***47.986***	***2:23.372***	**(1)**	***74.54***		***16:31:52.595***
4 -	1:36.305	48.018	2:24.323		74.05	0.951	16:34:16.918
5 -	***1:35.283***	48.101	2:23.384	**(2)**	74.54	0.012	16:36:40.302

P11 155 GPF Nick COOPER Aprilia - Skint Racing - Wemoto.com and Mr Spotch Gardening S

IDEAL LAP TIME : 2:23.867 BEST LAP TIME : 2:24.885 DIFFERENCE : 1.018

LAP	SECTOR 1	SECTOR 2	LAP TIME		MPH	DIFF	TIME OF DAY
1 -		***47.887***	2:31.767		70.42	6.882	16:27:03.795
2 -	1:37.142	49.541	2:26.683		72.86	1.798	16:29:30.478
3 -	1:36.856	48.746	2:25.602	**(2)**	73.40	0.717	16:31:56.080
4 -	***1:35.980***	48.905	***2:24.885***	**(1)**	***73.76***		***16:34:20.965***
5 -	1:36.830	49.429	2:26.259	**(3)**	73.07	1.374	16:36:47.224

P12 55 YPM Paul TOLAND Yamaha -

IDEAL LAP TIME : 2:26.170 BEST LAP TIME : 2:26.671 DIFFERENCE : 0.501

LAP	SECTOR 1	SECTOR 2	LAP TIME		MPH	DIFF	TIME OF DAY
1 -		***48.677***	2:34.216		69.30	7.545	16:27:06.244
2 -	1:37.795	49.407	2:27.202	**(2)**	72.60	0.531	16:29:33.446
3 -	***1:37.493***	49.178	***2:26.671***	**(1)**	***72.87***		***16:32:00.117***
4 -	1:37.598	49.966	2:27.564		72.43	0.893	16:34:27.681
5 -	1:37.863	49.680	2:27.543	**(3)**	72.44	0.872	16:36:55.224

P13 17 YPMC David PATERSON Yamaha - Lots of overtime

IDEAL LAP TIME : 2:26.163 BEST LAP TIME : 2:26.578 DIFFERENCE : 0.415

LAP	SECTOR 1	SECTOR 2	LAP TIME		MPH	DIFF	TIME OF DAY
1 -		***48.658***	2:33.135		69.79	6.557	16:27:05.163
2 -	1:37.894	50.601	2:28.495		71.97	1.917	16:29:33.658
3 -	***1:37.505***	49.880	2:27.385	**(2)**	72.51	0.807	16:32:01.043
4 -	1:37.715	48.863	***2:26.578***	**(1)**	***72.91***		***16:34:27.621***

Weather / Track : Cloudy / Dry

Snetterton 300
Circuit Length = 2.9689 miles
Start: 16:24 Flag 16:35 End: 16:37

BMCRC - MRO Championships 2017 - Rnd 10 @ Snetterton 300

DFDS Seaways Yamaha Past Masters & Blue Haze 2-Stroke GP

RACE 15 - SECTOR ANALYSIS

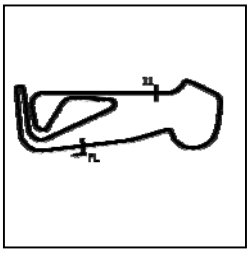

SECTOR 1 = FL to I1, SECTOR 2 = I1 to FL, DIFF = Difference To Personal Best Lap, P = Crossed Finish Line in Pit Lane, D = Time Disallowed

5 -	1:38.476	49.433	2:27.909	**(3)**	72.26	1.331	16:36:55.530

P14 71 GPF Richard HICKLING Aprilia -

IDEAL LAP TIME : 2:28.731 BEST LAP TIME : 2:28.731 DIFFERENCE : 0.000

LAP	SECTOR 1	SECTOR 2	LAP TIME		MPH	DIFF	TIME OF DAY
1 -		50.321	2:43.434		65.39	14.703	16:27:15.462
2 -	1:39.890	49.895	2:29.785		71.35	1.054	16:29:45.247
3 -	1:39.593	50.042	2:29.635	**(2)**	71.42	0.904	16:32:14.882
4 -	1:40.231	49.462	2:29.693	**(3)**	71.40	0.962	16:34:44.575
5 -	***1:39.311***	***49.420***	***2:28.731***	**(1)**	***71.86***		***16:37:13.306***

P15 160 YPMR Danny GOUGH Yamaha - Gforce Motorcycles

IDEAL LAP TIME : 2:26.484 BEST LAP TIME : 2:26.484 DIFFERENCE : 0.000

LAP	SECTOR 1	SECTOR 2	LAP TIME		MPH	DIFF	TIME OF DAY
1 -		51.191	2:41.959		65.99	15.475	16:27:13.987
2 -	1:40.196	50.758	2:30.954	**(3)**	70.80	4.470	16:29:44.941
3 -	1:40.543	50.226	2:30.769	**(2)**	70.89	4.285	16:32:15.710
4 -	1:40.770	50.602	2:31.372		70.60	4.888	16:34:47.082
5 -	***1:37.160***	***49.324***	***2:26.484***	**(1)**	***72.96***		***16:37:13.566***

P16 85 YPMR Liam BURSCOUGH Yamaha - Apollo Tuning / Scorpion Motorcycles Llanelli

IDEAL LAP TIME : 2:30.090 BEST LAP TIME : 2:30.923 DIFFERENCE : 0.833

LAP	SECTOR 1	SECTOR 2	LAP TIME		MPH	DIFF	TIME OF DAY
1 -		50.237	2:40.593		66.55	9.670	16:27:12.621
2 -	1:41.209	***50.156***	2:31.365	**(3)**	70.61	0.442	16:29:43.986
3 -	1:40.679	50.676	2:31.355	**(2)**	70.61	0.432	16:32:15.341
4 -	1:41.385	50.488	2:31.873		70.37	0.950	16:34:47.214
5 -	***1:39.934***	50.989	***2:30.923***	**(1)**	***70.81***		***16:37:18.137***

P17 87 YPMR Denise BUTTON Yamaha -

IDEAL LAP TIME : 2:29.765 BEST LAP TIME : 2:30.491 DIFFERENCE : 0.726

LAP	SECTOR 1	SECTOR 2	LAP TIME		MPH	DIFF	TIME OF DAY
1 -		***50.119***	2:39.934		66.82	9.443	16:27:11.962
2 -	1:41.682	50.918	2:32.600		70.03	2.109	16:29:44.562
3 -	1:40.703	50.188	2:30.891	**(2)**	70.83	0.400	16:32:15.453
4 -	1:41.806	50.418	2:32.224	**(3)**	70.21	1.733	16:34:47.677
5 -	***1:39.646***	50.845	***2:30.491***	**(1)**	***71.02***		***16:37:18.168***

P18 60 GPF Ian READ Suzuki - MiMS Racing

IDEAL LAP TIME : 2:28.778 BEST LAP TIME : 2:28.899 DIFFERENCE : 0.121

LAP	SECTOR 1	SECTOR 2	LAP TIME		MPH	DIFF	TIME OF DAY
1 -		51.793	2:44.006		65.16	15.107	16:27:16.034
2 -	1:41.090	50.352	2:31.442	**(3)**	70.57	2.543	16:29:47.476
3 -	1:41.893	50.221	2:32.114		70.26	3.215	16:32:19.590
4 -	1:39.744	***49.155***	***2:28.899***	**(1)**	***71.78***		***16:34:48.489***
5 -	***1:39.623***	50.478	2:30.101	**(2)**	71.20	1.202	16:37:18.590

P19 38 YPM Mike WAKE Yamaha - Tony's Big Bikes

IDEAL LAP TIME : 2:28.982 BEST LAP TIME : 2:29.774 DIFFERENCE : 0.792

LAP	SECTOR 1	SECTOR 2	LAP TIME		MPH	DIFF	TIME OF DAY
1 -		52.179	2:43.911		65.20	14.137	16:27:15.939
2 -	1:41.077	***49.903***	2:30.980	**(3)**	70.79	1.206	16:29:46.919
3 -	***1:39.079***	50.695	***2:29.774***	**(1)**	***71.36***		***16:32:16.693***
4 -	1:40.296	50.623	2:30.919	**(2)**	70.81	1.145	16:34:47.612
5 -	1:40.339	50.713	2:31.052		70.75	1.278	16:37:18.664

Weather / Track : Cloudy / Dry

Snetterton 300
Circuit Length = 2.9689 miles
Start: 16:24 Flag 16:35 End: 16:37

BMCRC - MRO Championships 2017 - Rnd 10 @ Snetterton 300

DFDS Seaways Yamaha Past Masters & Blue Haze 2-Stroke GP

RACE 15 - SECTOR ANALYSIS

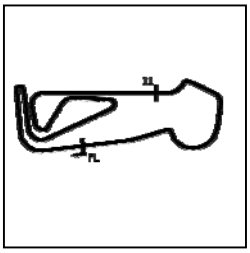

SECTOR 1 = FL to I1, SECTOR 2 = I1 to FL, DIFF = Difference To Personal Best Lap, P = Crossed Finish Line in Pit Lane, D = Time Disallowed

P20 100 YPMR Gary HARTSHORNE Yamaha - Yambits

IDEAL LAP TIME : 2:29.199 BEST LAP TIME : 2:29.691 DIFFERENCE : 0.492

LAP	SECTOR 1	SECTOR 2	LAP TIME	MPH	DIFF	TIME OF DAY
1 -		51.207	2:44.777	64.86	15.086	16:27:16.805
2 -	1:41.060	52.230	2:33.290	69.72	3.599	16:29:50.095
3 -	1:39.664	50.200	2:29.864 **(2)**	71.31	0.173	16:32:19.959
4 -	1:40.045	***49.879***	2:29.924 **(3)**	71.28	0.233	16:34:49.883
5 -	***1:39.320***	50.371	***2:29.691*** **(1)**	***71.40***		***16:37:19.574***

P21 68 YPMC Kevin MARSHALL Yamaha -

IDEAL LAP TIME : 2:28.968 BEST LAP TIME : 2:29.050 DIFFERENCE : 0.082

LAP	SECTOR 1	SECTOR 2	LAP TIME	MPH	DIFF	TIME OF DAY
1 -		51.507	2:44.327	65.04	15.277	16:27:16.355
2 -	1:41.286	50.241	2:31.527 **(3)**	70.53	2.477	16:29:47.882
3 -	1:42.049	49.934	2:31.983	70.32	2.933	16:32:19.865
4 -	1:39.718	***49.332***	***2:29.050*** **(1)**	***71.70***		***16:34:48.915***
5 -	***1:39.636***	51.312	2:30.948 **(2)**	70.80	1.898	16:37:19.863

P22 8 GP Konrad BREESE Yamaha -

IDEAL LAP TIME : 2:32.601 BEST LAP TIME : 2:32.820 DIFFERENCE : 0.219

LAP	SECTOR 1	SECTOR 2	LAP TIME	MPH	DIFF	TIME OF DAY
1 -		51.687	2:45.734	64.48	12.914	16:27:17.762
2 -	1:42.920	50.132	2:33.052	69.83	0.232	16:29:50.814
3 -	1:43.140	***49.881***	2:33.021 **(3)**	69.84	0.201	16:32:23.835
4 -	1:42.946	50.009	2:32.955 **(2)**	69.87	0.135	16:34:56.790
5 -	***1:42.720***	50.100	***2:32.820*** **(1)**	***69.93***		***16:37:29.610***

P23 86 YPMR Lucia RICHARDSON Yamaha - Mungo Marine LTD

IDEAL LAP TIME : 2:51.404 BEST LAP TIME : 2:51.669 DIFFERENCE : 0.265

LAP	SECTOR 1	SECTOR 2	LAP TIME	MPH	DIFF	TIME OF DAY
1 -		***58.018***	3:01.653	58.83	9.984	16:27:33.681
2 -	1:56.275	58.666	2:54.941 **(3)**	61.09	3.272	16:30:28.622
3 -	1:54.736	58.464	2:53.200 **(2)**	61.70	1.531	16:33:21.822
4 -	***1:53.386***	58.283	***2:51.669*** **(1)**	***62.25***		***16:36:13.491***

P24 138 GPF Chris PETTET MZ -

IDEAL LAP TIME : 2:52.112 BEST LAP TIME : 2:52.112 DIFFERENCE : 0.000

LAP	SECTOR 1	SECTOR 2	LAP TIME	MPH	DIFF	TIME OF DAY
1 -		59.320	3:03.172	58.34	11.060	16:27:35.200
2 -	1:55.011	57.852	2:52.863 **(2)**	61.82	0.751	16:30:28.063
3 -	1:56.278	58.170	2:54.448 **(3)**	61.26	2.336	16:33:22.511
4 -	***1:54.411***	***57.701***	***2:52.112*** **(1)**	***62.09***		***16:36:14.623***

P25 45 YPMR Lorraine ANSON Yamaha -

IDEAL LAP TIME : 3:00.287 BEST LAP TIME : 3:01.141 DIFFERENCE : 0.854

LAP	SECTOR 1	SECTOR 2	LAP TIME	MPH	DIFF	TIME OF DAY
1 -		***59.067***	3:05.769	57.53	4.628	16:27:37.797
2 -	***2:01.220***	59.921	***3:01.141*** **(1)**	***59.00***		***16:30:38.938***
3 -	2:02.896	59.704	3:02.600 **(2)**	58.53	1.459	16:33:41.538
4 -	2:03.658	59.709	3:03.367 **(3)**	58.28	2.226	16:36:44.905

P26 7 YPM Pete FISHWICK Yamaha -

IDEAL LAP TIME : 2:13.777 BEST LAP TIME : 2:14.344 DIFFERENCE : 0.567

LAP	SECTOR 1	SECTOR 2	LAP TIME	MPH	DIFF	TIME OF DAY
1 -		44.736	2:21.596	75.48	7.252	16:26:53.624
2 -	1:29.896	***44.448***	***2:14.344*** **(1)**	***79.55***		***16:29:07.968***
3 -	***1:29.329***	45.018	2:14.347 **(2)**	79.55	0.003	16:31:22.315

Weather / Track : Cloudy / Dry

Snetterton 300
Circuit Length = 2.9689 miles
Start: 16:24 Flag 16:35 End: 16:37

BMCRC - MRO Championships 2017 - Rnd 10 @ Snetterton 300

DFDS Seaways Yamaha Past Masters & Blue Haze 2-Stroke GP

RACE 15 - SECTOR ANALYSIS

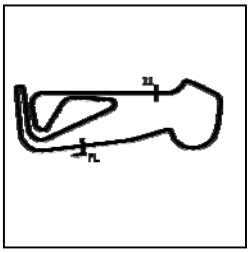

SECTOR 1 = FL to I1, SECTOR 2 = I1 to FL, DIFF = Difference To Personal Best Lap, P = Crossed Finish Line in Pit Lane, D = Time Disallowed

4 -	1:29.453	45.062	2:14.515 **(3)**	79.45	0.171	16:33:36.830

P27 61 YPM Paul WELCH Yamaha -

IDEAL LAP TIME : 2:17.455 BEST LAP TIME : 2:17.565 DIFFERENCE : 0.110

LAP	SECTOR 1	SECTOR 2	LAP TIME	MPH	DIFF	TIME OF DAY
1 -		47.249	2:25.644	73.38	8.079	16:26:57.672
2 -	***1:31.636***	46.018	2:17.654 **(2)**	77.64	0.089	16:29:15.326
3 -	1:31.746	***45.819***	***2:17.565*** **(1)**	***77.69***		***16:31:32.891***

P28 81 YPM Reece GUYETT Yamaha - Rose MOT Centre

IDEAL LAP TIME : 2:25.955 BEST LAP TIME : DIFFERENCE :

LAP	SECTOR 1	SECTOR 2	LAP TIME	MPH	DIFF	TIME OF DAY
1 -		***47.530***	2:29.043	71.71		16:27:01.071

Weather / Track : Cloudy / Dry

Snetterton 300
Circuit Length = 2.9689 miles
Start: 16:24 Flag 16:35 End: 16:37

BMCRC - MRO Championships 2017 - Rnd 10 @ Snetterton 300

DFDS Seaways Yamaha Past Masters & Blue Haze 2-Stroke GP

RACE 15 - BEST SECTORS

SECTOR 1				SECTOR 2			IDEAL / BEST COMPARISON					
POS	NO	NAME	TIME	NO	NAME	TIME	POS	NO	NAME	IDEAL	BEST	DIFF
									PERFECT LAP	2:09.117		
1	1	JOHNSON	**1:26.308**	1	JOHNSON	**42.809**	1	1	JOHNSON	2:09.117	2:09.117	0.000
2	7	FISHWICK	**1:29.329**	9	BRANTON	**44.157**	2	7	FISHWICK	2:13.777	2:14.344	0.567
3	13	EDMONDSON	**1:29.449**	29	HARWOOD	**44.442**	3	9	BRANTON	2:13.961	2:14.267	0.306
4	9	BRANTON	**1:29.804**	7	FISHWICK	**44.448**	4	13	EDMONDSON	2:14.031	2:14.223	0.192
5	29	HARWOOD	**1:29.855**	13	EDMONDSON	**44.582**	5	29	HARWOOD	2:14.297	2:15.338	1.041
6	70	BURSCOUGH	**1:30.734**	4	HALIL	**45.401**	6	70	BURSCOUGH	2:16.295	2:17.080	0.785
7	88	STANLEY	**1:31.418**	70	BURSCOUGH	**45.561**	7	88	STANLEY	2:17.145	2:17.145	0.000
8	61	WELCH	**1:31.636**	143	BARFORD	**45.705**	8	61	WELCH	2:17.455	2:17.565	0.110
9	143	BARFORD	**1:31.812**	88	STANLEY	**45.727**	9	143	BARFORD	2:17.517	2:18.128	0.611
10	3	BARRETT	**1:31.902**	61	WELCH	**45.819**	10	3	BARRETT	2:17.819	2:18.199	0.380
11	4	HALIL	**1:32.439**	3	BARRETT	**45.917**	11	4	HALIL	2:17.840	2:18.284	0.444
12	14	DUNN	**1:35.283**	81	GUYETT	**47.530**	12	14	DUNN	2:23.269	2:23.372	0.103
13	155	COOPER	**1:35.980**	155	COOPER	**47.887**	13	155	COOPER	2:23.867	2:24.885	1.018
14	160	GOUGH	**1:37.160**	14	DUNN	**47.986**	14	81	GUYETT	2:25.955		
15	55	TOLAND	**1:37.493**	17	PATERSON	**48.658**	15	17	PATERSON	2:26.163	2:26.578	0.415
16	17	PATERSON	**1:37.505**	55	TOLAND	**48.677**	16	55	TOLAND	2:26.170	2:26.671	0.501
17	81	GUYETT	**1:38.425**	60	READ	**49.155**	17	160	GOUGH	2:26.484	2:26.484	0.000
18	38	WAKE	**1:39.079**	160	GOUGH	**49.324**	18	71	HICKLING	2:28.731	2:28.731	0.000
19	71	HICKLING	**1:39.311**	68	MARSHALL	**49.332**	19	60	READ	2:28.778	2:28.899	0.121
20	100	HARTSHORNE	**1:39.320**	71	HICKLING	**49.420**	20	68	MARSHALL	2:28.968	2:29.050	0.082
21	60	READ	**1:39.623**	100	HARTSHORNE	**49.879**	21	38	WAKE	2:28.982	2:29.774	0.792
22	68	MARSHALL	**1:39.636**	8	BREESE	**49.881**	22	100	HARTSHORNE	2:29.199	2:29.691	0.492
23	87	BUTTON	**1:39.646**	38	WAKE	**49.903**	23	87	BUTTON	2:29.765	2:30.491	0.726
24	85	BURSCOUGH	**1:39.934**	87	BUTTON	**50.119**	24	85	BURSCOUGH	2:30.090	2:30.923	0.833
25	8	BREESE	**1:42.720**	85	BURSCOUGH	**50.156**	25	8	BREESE	2:32.601	2:32.820	0.219
26	86	RICHARDSON	**1:53.386**	138	PETTET	**57.701**	26	86	RICHARDSON	2:51.404	2:51.669	0.265
27	138	PETTET	**1:54.411**	86	RICHARDSON	**58.018**	27	138	PETTET	2:52.112	2:52.112	0.000
28	45	ANSON	**2:01.220**	45	ANSON	**59.067**	28	45	ANSON	3:00.287	3:01.141	0.854
29												
30												

Weather / Track : Cloudy / Dry

Snetterton 300
Circuit Length = 2.9689 miles
Start: 16:24 Flag 16:35 End: 16:37

Results can be found at www.tsl-timing.com

Printed - 16:39 Sunday, 08 October 2017