BMCRC-MRO Championships 2016

Round 4
Snetterton 300

28th & 29th May 2016

Results Provided by Timing Solutions Ltd
www.tsl-timing.com

CHILTON MOTORS LTD
MZ CHAMPIONSHIP

BMZRC 250 MZ

Snetterton 300

28th & 29th May 2016

TSL
SPORTS TIMING
TIMING SOLUTIONS LTD

Results Provided by Timing Solutions Ltd
www.tsl-timing.com

Snetterton 300

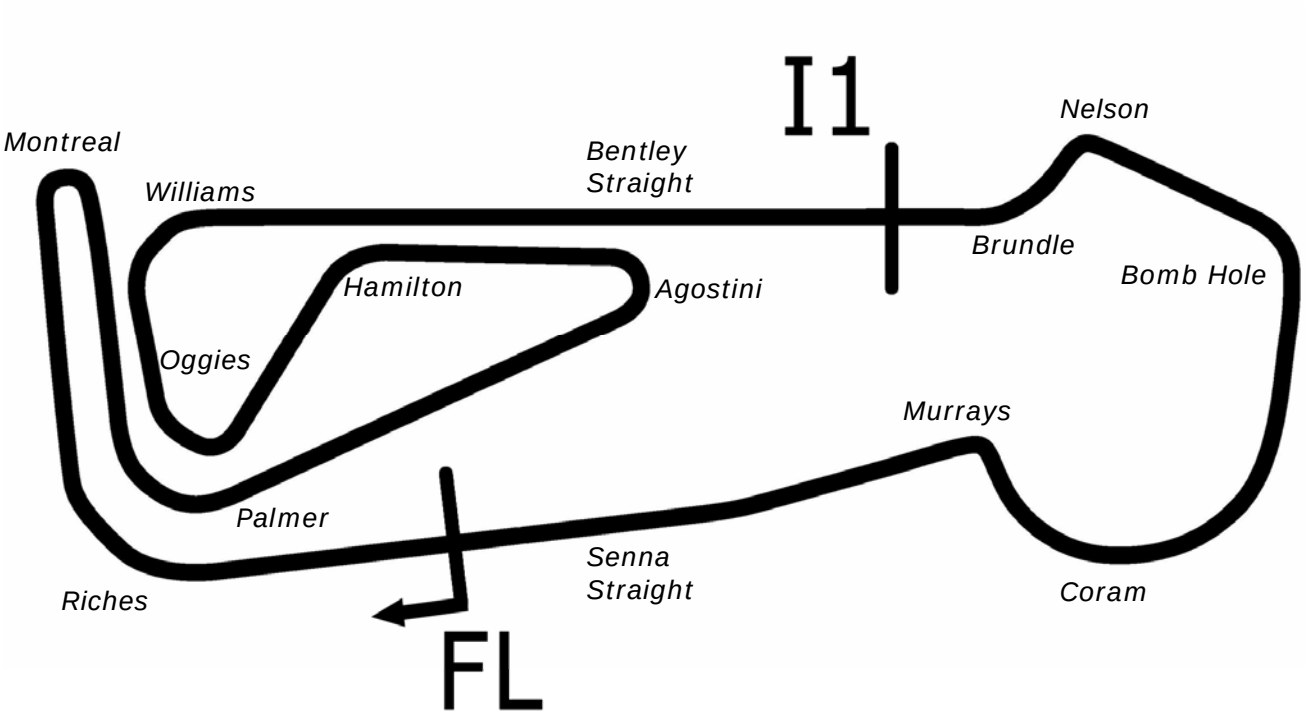

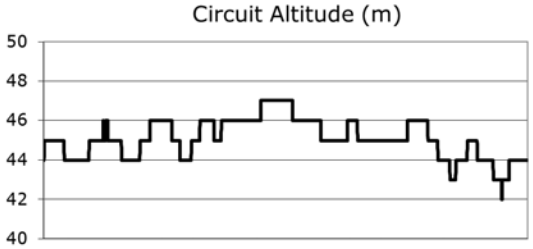

Length	2.9689 miles	4778.0 m	
FL		52.46340 N	0.94476 E
I1	3198m	52.46617 N	0.94964 E
Pit Entry	4572m	52.46364 N	0.94774 E
Pit Exit	40m after FL	52.46338 N	0.94420 E

Pit Entry–Pit Exit 246m, 14.7s @60kph, 11.0s @80kph

All results available at www.tsl-timing.com

CHILTON MOTORS LTD
MZ CHAMPIONSHIP

BMCRC - MRO Championships 2016 - Rnd 4 @ Snetterton 300

Chiltern Motors BMZRC 250 MZ

QUALIFYING - CLASSIFICATION

POS	NO	CL	PIC	NAME	ENTRY	TIME	ON	LAPS	GAP	DIFF	MPH
1	75		1	Peter WOODALL	MZ - Core Projects Ltd	2:24.139	6	6			74.15
2	95		2	Chris ROGERS	MZ - CB Racing	2:24.579	3	5	0.440	0.440	73.92
3	36		3	Joe BALDRY	MZ -	2:26.361	6	6	2.222	1.782	73.02
4	33		4	Greg WRIGHT	MZ - Neos-IT	2:27.364	6	6	3.225	1.003	72.52
5	85		5	Andrew WALES	MZ - Illuminated Design LTD	2:27.940	6	6	3.801	0.576	72.24
6	44		6	Robert DESSOY	MZ - Dessoy Racing	2:28.335	2	5	4.196	0.395	72.05
7	22		7	Simon FINCH	MZ - The Bayard Partnership, ASK Plumbing & Heating	2:30.774	2	6	6.635	2.439	70.88
8	114		8	Ryan ANDERSON	MZ - Dean Carpentry	2:31.244	6	6	7.105	0.470	70.66
9	9		9	Gary HOWLETT	MZ - HS Racing	2:31.406	6	6	7.267	0.162	70.59
10	96		10	Chris KENT	MZ -	2:31.638	6	6	7.499	0.232	70.48
11	62		11	Nicholas BETTRIDGE	MZ - Kaaden tuning	2:34.702	6	6	10.563	3.064	69.08
12	20		12	Chris WATSON	MZ - Expert Locksmiths Medway	2:35.651	2	6	11.512	0.949	68.66
13	3		13	Max MAUD	MZ -	2:35.853	5	5	11.714	0.202	68.57
14	43		14	Daniel BARFORD	MZ - Aspire classics / Kaaden tuning	2:36.202	3	4	12.063	0.349	68.42
15	90		15	Peter THORNE	MZ - Aspire Classic Restorations	2:36.617	4	5	12.478	0.415	68.24
16	65		16	Konrad BREESE	MZ -	2:36.796	5	5	12.657	0.179	68.16
17	15		17	Andy MOFFAT	MZ - gills office	2:37.725	5	5	13.586	0.929	67.76
18	5*		18	Garry SAMETT	MZ - smallmouse	2:37.745	5	5	13.606	0.020	67.75
19	23	R	1	Brian SKINNER	MZ - ASK Plumbing & Heating Centre Ltd	2:39.246	3	5	15.107	1.501	67.11
20	45		19	Charlotte MORTON	MZ -	2:40.861	5	5	16.722	1.615	66.44
21	63	R	2	Keith BADGER	MZ -	2:41.231	5	5	17.092	0.370	66.29
22	66		20	Mark VINCENT	MZ - Putoline	2:41.408	5	5	17.269	0.177	66.21
23	38		21	Chris PETTET	MZ -	2:43.184	5	5	19.045	1.776	65.49
24	17		22	David PATERSON	MZ - Arnold Self Drive	2:45.171	5	5	21.032	1.987	64.70
25	55		23	Marek WIECKOWSKI	MZ - BC Racing	2:45.649	5	5	21.510	0.478	64.52
26	31		24	David BIGNELL	MZ -	2:45.857	4	5	21.718	0.208	64.44
27	30		25	Malcolm HOWELL	MZ -	2:49.469	2	3	25.330	3.612	63.06
28	72		26	Jack COX	MZ - New Street Motorcycles	2:52.096	2	3	27.957	2.627	62.10
29	19		27	Dave HIGGINS	MZ -	2:57.902	5	5	33.763	5.806	60.07
30	4		28	Richard HALL	MZ -	2:58.330	2	2	34.191	0.428	59.93
31	51	R	3	Graham TOWLER	MZ - Rikko racing	2:58.810	5	5	34.671	0.480	59.77
32	26	R	4	Andy HOWLETT	MZ - tony holmshaw hs racing	3:13.111	4	4	48.972	14.301	55.34
33	25	R	5	Chris CHADDERTON	MZ -	3:16.246	3	4	52.107	3.135	54.46
34	13	R	6	Ben HAWES	MZ -			0			

*** Bike 5 - Please improve location of transponder - poor signal**

Snetterton
Circuit Length = 2.9689 miles
Start: 09:55 Flag 10:09 End: 10:12

Weather / Track : Cloudy / Dry
These results are provisional until the conclusion of any judicial and technical matters.

Clerk Of Course :		Timekeeper :

Results can be found at www.tsl-timing.com

Printed - 10:12 Saturday, 28 May 2016

TSL SPORTS TIMING TIMING SOLUTIONS LTD

BMCRC - MRO Championships 2016 - Rnd 4 @ Snetterton 300

Chiltern Motors BMZRC 250 MZ

QUALIFYING - SECTOR ANALYSIS

SECTOR 1 = FL to I1, SECTOR 2 = I1 to FL, DIFF = Difference To Personal Best Lap

P1 75 Peter WOODALL MZ - Core Projects Ltd

IDEAL LAP TIME : 2:23.692 BEST LAP TIME : 2:24.139 DIFFERENCE : 0.447

LAP	SECTOR 1	SECTOR 2	LAP TIME	MPH	DIFF	TIME OF DAY
1 -	1:45.054	48.766	2:33.820	69.48	9.681	09:58:40.240
2 -	1:38.287	47.531	2:25.818	73.29	1.679	10:01:06.058
3 -	1:38.573	47.566	2:26.139	73.13	2.000	10:03:32.197
4 -	1:37.442	47.729	2:25.171 **(3)**	73.62	1.032	10:05:57.368
5 -	***1:36.615***	47.682	2:24.297 **(2)**	74.07	0.158	10:08:21.665
6 -	1:37.062	***47.077***	***2:24.139*** **(1)**	***74.15***		***10:10:45.804***

P2 95 Chris ROGERS MZ - CB Racing

IDEAL LAP TIME : 2:24.327 BEST LAP TIME : 2:24.579 DIFFERENCE : 0.252

LAP	SECTOR 1	SECTOR 2	LAP TIME	MPH	DIFF	TIME OF DAY
1 -	1:43.394	48.195	2:31.589	70.50	7.010	09:58:35.707
2 -	1:37.535	47.434	2:24.969 **(3)**	73.72	0.390	10:01:00.676
3 -	1:37.367	***47.212***	***2:24.579*** **(1)**	***73.92***		***10:03:25.255***
4 -	1:40.233	54.292	2:34.525	69.16	9.946	10:05:59.780
5 -	***1:37.115***	47.572	2:24.687 **(2)**	73.87	0.108	10:08:24.467

P3 36 Joe BALDRY MZ -

IDEAL LAP TIME : 2:25.954 BEST LAP TIME : 2:26.361 DIFFERENCE : 0.407

LAP	SECTOR 1	SECTOR 2	LAP TIME	MPH	DIFF	TIME OF DAY
1 -	1:43.215	48.866	2:32.081	70.27	5.720	09:58:34.432
2 -	1:39.028	***48.259***	2:27.287 **(3)**	72.56	0.926	10:01:01.719
3 -	1:39.647	48.860	2:28.507	71.97	2.146	10:03:30.226
4 -	1:39.709	49.494	2:29.203	71.63	2.842	10:05:59.429
5 -	1:38.140	48.361	2:26.501 **(2)**	72.95	0.140	10:08:25.930
6 -	***1:37.695***	48.666	***2:26.361*** **(1)**	***73.02***		***10:10:52.291***

P4 33 Greg WRIGHT MZ - Neos-IT

IDEAL LAP TIME : 2:27.364 BEST LAP TIME : 2:27.364 DIFFERENCE : 0.000

LAP	SECTOR 1	SECTOR 2	LAP TIME	MPH	DIFF	TIME OF DAY
1 -	1:45.146	49.624	2:34.770	69.05	7.406	09:58:37.520
2 -	1:39.666	48.461	2:28.127 **(2)**	72.15	0.763	10:01:05.647
3 -	1:39.667	49.244	2:28.911	71.77	1.547	10:03:34.558
4 -	1:40.047	48.302	2:28.349 **(3)**	72.04	0.985	10:06:02.907
5 -	1:40.830	49.079	2:29.909	71.29	2.545	10:08:32.816
6 -	***1:39.525***	***47.839***	***2:27.364*** **(1)**	***72.52***		***10:11:00.180***

P5 85 Andrew WALES MZ - Illuminated Design LTD

IDEAL LAP TIME : 2:27.683 BEST LAP TIME : 2:27.940 DIFFERENCE : 0.257

LAP	SECTOR 1	SECTOR 2	LAP TIME	MPH	DIFF	TIME OF DAY
1 -	1:44.805	50.156	2:34.961	68.97	7.021	09:58:35.934
2 -	***1:39.762***	48.943	2:28.705 **(3)**	71.87	0.765	10:01:04.639
3 -	1:40.285	49.650	2:29.935	71.28	1.995	10:03:34.574
4 -	1:40.012	48.406	2:28.418 **(2)**	72.01	0.478	10:06:02.992
5 -	1:43.266	47.991	2:31.257	70.66	3.317	10:08:34.249
6 -	1:40.019	***47.921***	***2:27.940*** **(1)**	***72.24***		***10:11:02.189***

P6 44 Robert DESSOY MZ - Dessoy Racing

IDEAL LAP TIME : 2:28.169 BEST LAP TIME : 2:28.335 DIFFERENCE : 0.166

LAP	SECTOR 1	SECTOR 2	LAP TIME	MPH	DIFF	TIME OF DAY
1 -	1:45.360	49.556	2:34.916	68.99	6.581	09:58:36.130
2 -	***1:39.618***	48.717	***2:28.335*** **(1)**	***72.05***		***10:01:04.465***
3 -	1:40.714	49.077	2:29.791	71.35	1.456	10:03:34.256
4 -	1:40.118	49.548	2:29.666 **(3)**	71.41	1.331	10:06:03.922
5 -	1:41.009	***48.551***	2:29.560 **(2)**	71.46	1.225	10:08:33.482

Snetterton
Circuit Length = 2.9689 miles
Start: 09:55 Flag 10:09 End: 10:12

Weather / Track : Cloudy / Dry

BMCRC - MRO Championships 2016 - Rnd 4 @ Snetterton 300

Chiltern Motors BMZRC 250 MZ

QUALIFYING - SECTOR ANALYSIS

SECTOR 1 = FL to I1, SECTOR 2 = I1 to FL, DIFF = Difference To Personal Best Lap

P7 22 Simon FINCH MZ - The Bayard Partnership, ASK Plumbing & Heating

IDEAL LAP TIME : 2:30.408 BEST LAP TIME : 2:30.774 DIFFERENCE : 0.366

LAP	SECTOR 1	SECTOR 2	LAP TIME	MPH	DIFF	TIME OF DAY
1 -	1:50.070	50.469	2:40.539	66.57	9.765	09:58:47.042
2 -	1:41.285	49.489	***2:30.774*** **(1)**	***70.88***		***10:01:17.816***
3 -	1:42.110	49.326	2:31.436 **(3)**	70.57	0.662	10:03:49.252
4 -	***1:41.125***	52.077	2:33.202	69.76	2.428	10:06:22.454
5 -	1:42.111	49.391	2:31.502	70.54	0.728	10:08:53.956
6 -	1:42.113	***49.283***	2:31.396 **(2)**	70.59	0.622	10:11:25.352

P8 114 Ryan ANDERSON MZ - Dean Carpentry

IDEAL LAP TIME : 2:31.149 BEST LAP TIME : 2:31.244 DIFFERENCE : 0.095

LAP	SECTOR 1	SECTOR 2	LAP TIME	MPH	DIFF	TIME OF DAY
1 -	1:50.358	53.671	2:44.029	65.15	12.785	09:58:48.268
2 -	1:44.723	52.162	2:36.885	68.12	5.641	10:01:25.153
3 -	1:43.786	50.897	2:34.683	69.09	3.439	10:03:59.836
4 -	1:42.539	***50.147***	2:32.686 **(3)**	70.00	1.442	10:06:32.522
5 -	1:41.915	50.548	2:32.463 **(2)**	70.10	1.219	10:09:04.985
6 -	***1:41.002***	50.242	***2:31.244*** **(1)**	***70.66***		***10:11:36.229***

P9 9 Gary HOWLETT MZ - HS Racing

IDEAL LAP TIME : 2:30.990 BEST LAP TIME : 2:31.406 DIFFERENCE : 0.416

LAP	SECTOR 1	SECTOR 2	LAP TIME	MPH	DIFF	TIME OF DAY
1 -	1:47.285	51.260	2:38.545	67.41	7.139	09:58:40.805
2 -	1:41.864	***50.325***	2:32.189 **(2)**	70.22	0.783	10:01:12.994
3 -	1:43.577	51.046	2:34.623	69.12	3.217	10:03:47.617
4 -	1:42.920	52.148	2:35.068	68.92	3.662	10:06:22.685
5 -	1:42.661	50.576	2:33.237 **(3)**	69.74	1.831	10:08:55.922
6 -	***1:40.665***	50.741	***2:31.406*** **(1)**	***70.59***		***10:11:27.328***

P10 96 Chris KENT MZ -

IDEAL LAP TIME : 2:31.485 BEST LAP TIME : 2:31.638 DIFFERENCE : 0.153

LAP	SECTOR 1	SECTOR 2	LAP TIME	MPH	DIFF	TIME OF DAY
1 -	1:46.557	51.075	2:37.632	67.80	5.994	09:58:38.559
2 -	1:42.708	50.877	2:33.585 **(3)**	69.59	1.947	10:01:12.144
3 -	1:44.190	50.562	2:34.752	69.06	3.114	10:03:46.896
4 -	1:43.307	51.641	2:34.948	68.97	3.310	10:06:21.844
5 -	1:43.168	***49.945***	2:33.113 **(2)**	69.80	1.475	10:08:54.957
6 -	***1:41.540***	50.098	***2:31.638*** **(1)**	***70.48***		***10:11:26.595***

P11 62 Nicholas BETTRIDGE MZ - Kaaden tuning

IDEAL LAP TIME : 2:34.241 BEST LAP TIME : 2:34.702 DIFFERENCE : 0.461

LAP	SECTOR 1	SECTOR 2	LAP TIME	MPH	DIFF	TIME OF DAY
1 -	1:51.898	52.994	2:44.892	64.81	10.190	09:58:50.196
2 -	1:45.750	***50.869***	2:36.619	68.24	1.917	10:01:26.815
3 -	***1:43.372***	51.458	2:34.830 **(2)**	69.03	0.128	10:04:01.645
4 -	1:44.727	51.490	2:36.217	68.41	1.515	10:06:37.862
5 -	1:44.643	51.480	2:36.123 **(3)**	68.45	1.421	10:09:13.985
6 -	1:43.499	51.203	***2:34.702*** **(1)**	***69.08***		***10:11:48.687***

P12 20 Chris WATSON MZ - Expert Locksmiths Medway

IDEAL LAP TIME : 2:35.651 BEST LAP TIME : 2:35.651 DIFFERENCE : 0.000

LAP	SECTOR 1	SECTOR 2	LAP TIME	MPH	DIFF	TIME OF DAY
1 -	1:48.419	51.693	2:40.112	66.75	4.461	09:58:43.535
2 -	***1:44.279***	***51.372***	***2:35.651*** **(1)**	***68.66***		***10:01:19.186***
3 -	1:44.467	51.518	2:35.985 **(2)**	68.51	0.334	10:03:55.171
4 -	1:44.403	51.669	2:36.072 **(3)**	68.48	0.421	10:06:31.243
5 -	1:45.566	51.645	2:37.211	67.98	1.560	10:09:08.454

Weather / Track : Cloudy / Dry

Snetterton
Circuit Length = 2.9689 miles
Start: 09:55 Flag 10:09 End: 10:12

BMCRC - MRO Championships 2016 - Rnd 4 @ Snetterton 300

Chiltern Motors BMZRC 250 MZ

QUALIFYING - SECTOR ANALYSIS

SECTOR 1 = FL to I1, SECTOR 2 = I1 to FL, DIFF = Difference To Personal Best Lap

6 -	1:44.815	52.554	2:37.369	67.91	1.718	10:11:45.823

P13 3 Max MAUD MZ -

IDEAL LAP TIME : 2:35.556 BEST LAP TIME : 2:35.853 DIFFERENCE : 0.297

LAP	SECTOR 1	SECTOR 2	LAP TIME	MPH	DIFF	TIME OF DAY
1 -	1:50.116	54.385	2:44.501	64.97	8.648	09:58:49.515
2 -	1:44.964	51.956	2:36.920	68.11	1.067	10:01:26.435
3 -	1:44.971	***51.361***	2:36.332 **(3)**	68.36	0.479	10:04:02.767
4 -	1:44.252	51.832	2:36.084 **(2)**	68.47	0.231	10:06:38.851
5 -	***1:44.195***	51.658	***2:35.853*** **(1)**	***68.57***		***10:09:14.704***

P14 43 Daniel BARFORD MZ - Aspire classics / Kaaden tuning

IDEAL LAP TIME : 2:35.923 BEST LAP TIME : 2:36.202 DIFFERENCE : 0.279

LAP	SECTOR 1	SECTOR 2	LAP TIME	MPH	DIFF	TIME OF DAY
1 -	1:51.032	53.561	2:44.593	64.93	8.391	09:58:53.663
2 -	1:47.865	51.313	2:39.178 **(3)**	67.14	2.976	10:01:32.841
3 -	1:45.273	***50.929***	***2:36.202*** **(1)**	***68.42***		***10:04:09.043***
4 -	1:45.768	51.117	2:36.885 **(2)**	68.12	0.683	10:06:45.928

P15 90 Peter THORNE MZ - Aspire Classic Restorations

IDEAL LAP TIME : 2:36.220 BEST LAP TIME : 2:36.617 DIFFERENCE : 0.397

LAP	SECTOR 1	SECTOR 2	LAP TIME	MPH	DIFF	TIME OF DAY
1 -	2:05.204	55.074	3:00.278	59.28	23.661	09:59:16.416
2 -	1:49.768	51.981	2:41.749	66.07	5.132	10:01:58.165
3 -	1:46.409	51.300	2:37.709 **(3)**	67.77	1.092	10:04:35.874
4 -	1:45.320	***51.297***	***2:36.617*** **(1)**	***68.24***		***10:07:12.491***
5 -	***1:44.923***	51.700	2:36.623 **(2)**	68.24	0.006	10:09:49.114

P16 65 Konrad BREESE MZ -

IDEAL LAP TIME : 2:36.412 BEST LAP TIME : 2:36.796 DIFFERENCE : 0.384

LAP	SECTOR 1	SECTOR 2	LAP TIME	MPH	DIFF	TIME OF DAY
1 -	1:54.268	54.156	2:48.424	63.45	11.628	09:58:56.674
2 -	1:46.679	52.237	2:38.916	67.25	2.120	10:01:35.590
3 -	1:47.169	51.708	2:38.877 **(3)**	67.27	2.081	10:04:14.467
4 -	1:46.335	***51.228***	2:37.563 **(2)**	67.83	0.767	10:06:52.030
5 -	***1:45.184***	51.612	***2:36.796*** **(1)**	***68.16***		***10:09:28.826***

P17 15 Andy MOFFAT MZ - gills office

IDEAL LAP TIME : 2:37.725 BEST LAP TIME : 2:37.725 DIFFERENCE : 0.000

LAP	SECTOR 1	SECTOR 2	LAP TIME	MPH	DIFF	TIME OF DAY
1 -	1:57.920	55.811	2:53.731	61.52	16.006	09:59:13.456
2 -	1:48.428	54.606	2:43.034	65.55	5.309	10:01:56.490
3 -	1:47.521	53.416	2:40.937 **(3)**	66.41	3.212	10:04:37.427
4 -	1:46.861	53.049	2:39.910 **(2)**	66.83	2.185	10:07:17.337
5 -	***1:45.434***	***52.291***	***2:37.725*** **(1)**	***67.76***		***10:09:55.062***

P18 5 Garry SAMETT MZ - smallmouse

IDEAL LAP TIME : 2:37.745 BEST LAP TIME : 2:37.745 DIFFERENCE : 0.000

LAP	SECTOR 1	SECTOR 2	LAP TIME	MPH	DIFF	TIME OF DAY
1 -	2:14.758	59.254	3:14.012	55.08	36.267	09:59:32.417
2 -	1:56.332	54.077	2:50.409	62.72	12.664	10:02:22.826
3 -	1:48.951	51.901	2:40.852 **(3)**	66.44	3.107	10:05:03.678
4 -	1:46.306	52.206	2:38.512 **(2)**	67.42	0.767	10:07:42.190
5 -	***1:45.849***	***51.896***	***2:37.745*** **(1)**	***67.75***		***10:10:19.935***

Weather / Track : Cloudy / Dry

Snetterton
Circuit Length = 2.9689 miles
Start: 09:55 Flag 10:09 End: 10:12

BMCRC - MRO Championships 2016 - Rnd 4 @ Snetterton 300

Chiltern Motors BMZRC 250 MZ

QUALIFYING - SECTOR ANALYSIS

SECTOR 1 = FL to I1, SECTOR 2 = I1 to FL, DIFF = Difference To Personal Best Lap

P19 23 R Brian SKINNER MZ - ASK Plumbing & Heating Centre Ltd

IDEAL LAP TIME : 2:38.932 BEST LAP TIME : 2:39.246 DIFFERENCE : 0.314

LAP	SECTOR 1	SECTOR 2	LAP TIME	MPH	DIFF	TIME OF DAY
1 -	1:53.554	55.158	2:48.712	63.35	9.466	09:58:58.788
2 -	1:46.188	53.205	2:39.393 **(2)**	67.05	0.147	10:01:38.181
3 -	***1:45.935***	53.311	***2:39.246*** **(1)**	***67.11***		***10:04:17.427***
4 -	1:46.768	54.657	2:41.425	66.21	2.179	10:06:58.852
5 -	1:46.703	***52.997***	2:39.700 **(3)**	66.92	0.454	10:09:38.552

P20 45 Charlotte MORTON MZ -

IDEAL LAP TIME : 2:40.861 BEST LAP TIME : 2:40.861 DIFFERENCE : 0.000

LAP	SECTOR 1	SECTOR 2	LAP TIME	MPH	DIFF	TIME OF DAY
1 -	1:54.094	53.827	2:47.921	63.64	7.060	09:58:53.459
2 -	1:48.296	53.479	2:41.775 **(2)**	66.06	0.914	10:01:35.234
3 -	1:48.355	53.736	2:42.091 **(3)**	65.93	1.230	10:04:17.325
4 -	1:48.469	53.677	2:42.146	65.91	1.285	10:06:59.471
5 -	***1:47.673***	***53.188***	***2:40.861*** **(1)**	***66.44***		***10:09:40.332***

P21 63 R Keith BADGER MZ -

IDEAL LAP TIME : 2:41.231 BEST LAP TIME : 2:41.231 DIFFERENCE : 0.000

LAP	SECTOR 1	SECTOR 2	LAP TIME	MPH	DIFF	TIME OF DAY
1 -	2:09.379	57.391	3:06.770	57.22	25.539	09:59:20.472
2 -	1:52.255	55.319	2:47.574	63.78	6.343	10:02:08.046
3 -	1:48.937	54.237	2:43.174 **(2)**	65.50	1.943	10:04:51.220
4 -	1:49.296	54.744	2:44.040 **(3)**	65.15	2.809	10:07:35.260
5 -	***1:47.772***	***53.459***	***2:41.231*** **(1)**	***66.29***		***10:10:16.491***

P22 66 Mark VINCENT MZ - Putoline

IDEAL LAP TIME : 2:41.259 BEST LAP TIME : 2:41.408 DIFFERENCE : 0.149

LAP	SECTOR 1	SECTOR 2	LAP TIME	MPH	DIFF	TIME OF DAY
1 -	1:55.380	55.851	2:51.231	62.41	9.823	09:58:59.933
2 -	1:48.950	***53.363***	2:42.313 **(2)**	65.84	0.905	10:01:42.246
3 -	1:48.932	54.073	2:43.005	65.56	1.597	10:04:25.251
4 -	1:48.774	53.575	2:42.349 **(3)**	65.83	0.941	10:07:07.600
5 -	***1:47.896***	53.512	***2:41.408*** **(1)**	***66.21***		***10:09:49.008***

P23 38 Chris PETTET MZ -

IDEAL LAP TIME : 2:42.864 BEST LAP TIME : 2:43.184 DIFFERENCE : 0.320

LAP	SECTOR 1	SECTOR 2	LAP TIME	MPH	DIFF	TIME OF DAY
1 -	1:57.572	55.036	2:52.608	61.92	9.424	09:59:17.760
2 -	1:51.025	55.615	2:46.640	64.13	3.456	10:02:04.400
3 -	1:50.553	54.882	2:45.435 **(3)**	64.60	2.251	10:04:49.835
4 -	1:49.888	***54.582***	2:44.470 **(2)**	64.98	1.286	10:07:34.305
5 -	***1:48.282***	54.902	***2:43.184*** **(1)**	***65.49***		***10:10:17.489***

P24 17 David PATERSON MZ - Arnold Self Drive

IDEAL LAP TIME : 2:45.171 BEST LAP TIME : 2:45.171 DIFFERENCE : 0.000

LAP	SECTOR 1	SECTOR 2	LAP TIME	MPH	DIFF	TIME OF DAY
1 -	1:57.302	55.713	2:53.015	61.77	7.844	09:58:58.872
2 -	1:51.813	55.370	2:47.183 **(3)**	63.93	2.012	10:01:46.055
3 -	1:54.754	55.122	2:49.876	62.91	4.705	10:04:35.931
4 -	1:51.826	54.484	2:46.310 **(2)**	64.26	1.139	10:07:22.241
5 -	***1:50.753***	***54.418***	***2:45.171*** **(1)**	***64.70***		***10:10:07.412***

P25 55 Marek WIECKOWSKI MZ - BC Racing

IDEAL LAP TIME : 2:44.683 BEST LAP TIME : 2:45.649 DIFFERENCE : 0.966

LAP	SECTOR 1	SECTOR 2	LAP TIME	MPH	DIFF	TIME OF DAY

Weather / Track : Cloudy / Dry

Snetterton
Circuit Length = 2.9689 miles
Start: 09:55 Flag 10:09 End: 10:12

BMCRC - MRO Championships 2016 - Rnd 4 @ Snetterton 300

Chiltern Motors BMZRC 250 MZ

QUALIFYING - SECTOR ANALYSIS

SECTOR 1 = FL to I1, SECTOR 2 = I1 to FL, DIFF = Difference To Personal Best Lap

1 -	1:58.469	54.509	2:52.978		61.78	7.329	09:59:02.506
2 -	1:52.736	54.533	2:47.269	(3)	63.89	1.620	10:01:49.775
3 -	1:52.354	***53.904***	2:46.258	(2)	64.28	0.609	10:04:36.033
4 -	1:52.017	55.513	2:47.530		63.79	1.881	10:07:23.563
5 -	***1:50.779***	54.870	***2:45.649***	**(1)**	***64.52***		***10:10:09.212***

P26 31 David BIGNELL MZ -

IDEAL LAP TIME : 2:45.755 BEST LAP TIME : 2:45.857 DIFFERENCE : 0.102

LAP	SECTOR 1	SECTOR 2	LAP TIME		MPH	DIFF	TIME OF DAY
1 -	1:56.022	54.497	2:50.519		62.67	4.662	09:58:56.173
2 -	1:52.622	54.672	2:47.294	(3)	63.88	1.437	10:01:43.467
3 -	1:54.193	56.320	2:50.513		62.68	4.656	10:04:33.980
4 -	***1:51.477***	54.380	***2:45.857***	**(1)**	***64.44***		***10:07:19.837***
5 -	1:51.660	***54.278***	2:45.938	(2)	64.41	0.081	10:10:05.775

P27 30 Malcolm HOWELL MZ -

IDEAL LAP TIME : 2:49.469 BEST LAP TIME : 2:49.469 DIFFERENCE : 0.000

LAP	SECTOR 1	SECTOR 2	LAP TIME		MPH	DIFF	TIME OF DAY
1 -	2:00.983	56.378	2:57.361	(3)	60.26	7.892	09:59:06.533
2 -	***1:54.534***	***54.935***	***2:49.469***	**(1)**	***63.06***		***10:01:56.002***
3 -	1:55.671	56.259	2:51.930	(2)	62.16	2.461	10:04:47.932

P28 72 Jack COX MZ - New Street Motorcycles

IDEAL LAP TIME : 2:52.096 BEST LAP TIME : 2:52.096 DIFFERENCE : 0.000

LAP	SECTOR 1	SECTOR 2	LAP TIME		MPH	DIFF	TIME OF DAY
1 -	OUTLAP	58.335	3:00.393		59.24	8.297	10:04:25.511
2 -	***1:54.090***	***58.006***	***2:52.096***	**(1)**	***62.10***		***10:07:17.607***
3 -	1:54.113	58.287	2:52.400	(2)	61.99	0.304	10:10:10.007

P29 19 Dave HIGGINS MZ -

IDEAL LAP TIME : 2:57.902 BEST LAP TIME : 2:57.902 DIFFERENCE : 0.000

LAP	SECTOR 1	SECTOR 2	LAP TIME		MPH	DIFF	TIME OF DAY
1 -	2:12.518	1:01.724	3:14.242		55.02	16.340	09:59:30.311
2 -	2:01.534	1:00.806	3:02.340		58.61	4.438	10:02:32.651
3 -	1:59.855	1:00.545	3:00.400	(3)	59.24	2.498	10:05:33.051
4 -	1:59.234	1:00.441	2:59.675	(2)	59.48	1.773	10:08:32.726
5 -	***1:58.482***	***59.420***	***2:57.902***	**(1)**	***60.07***		***10:11:30.628***

P30 4 Richard HALL MZ -

IDEAL LAP TIME : 2:58.330 BEST LAP TIME : 2:58.330 DIFFERENCE : 0.000

LAP	SECTOR 1	SECTOR 2	LAP TIME		MPH	DIFF	TIME OF DAY
1 -	2:18.011	1:02.620	3:20.631	(2)	53.27	22.301	09:59:43.773
2 -	***2:00.967***	***57.363***	***2:58.330***	**(1)**	***59.93***		***10:02:42.103***

P31 51 R Graham TOWLER MZ - Rikko racing

IDEAL LAP TIME : 2:58.810 BEST LAP TIME : 2:58.810 DIFFERENCE : 0.000

LAP	SECTOR 1	SECTOR 2	LAP TIME		MPH	DIFF	TIME OF DAY
1 -	2:17.211	1:02.923	3:20.134		53.40	21.324	09:59:43.552
2 -	2:02.566	58.843	3:01.409		58.91	2.599	10:02:44.961
3 -	2:00.993	59.598	3:00.591	(2)	59.18	1.781	10:05:45.552
4 -	2:01.985	59.389	3:01.374	(3)	58.92	2.564	10:08:46.926
5 -	***2:00.131***	***58.679***	***2:58.810***	**(1)**	***59.77***		***10:11:45.736***

P32 26 R Andy HOWLETT MZ - tony holmshaw hs racing

IDEAL LAP TIME : 3:13.111 BEST LAP TIME : 3:13.111 DIFFERENCE : 0.000

LAP	SECTOR 1	SECTOR 2	LAP TIME		MPH	DIFF	TIME OF DAY
1 -	2:21.844	1:08.942	3:30.786		50.70	17.675	09:59:43.872

Weather / Track : Cloudy / Dry

Snetterton
Circuit Length = 2.9689 miles
Start: 09:55 Flag 10:09 End: 10:12

BMCRC - MRO Championships 2016 - Rnd 4 @ Snetterton 300

Chiltern Motors BMZRC 250 MZ

QUALIFYING - SECTOR ANALYSIS

SECTOR 1 = FL to I1, SECTOR 2 = I1 to FL, DIFF = Difference To Personal Best Lap

2 -	2:15.498	1:06.226	3:21.724	**(3)**	52.98	8.613	10:03:05.596
3 -	2:12.566	1:04.817	3:17.383	**(2)**	54.14	4.272	10:06:22.979
4 -	***2:09.866***	***1:03.245***	***3:13.111***	**(1)**	***55.34***		***10:09:36.090***

P33 25 R Chris CHADDERTON MZ -

IDEAL LAP TIME : 3:15.204 BEST LAP TIME : 3:16.246 DIFFERENCE : 1.042

LAP	SECTOR 1	SECTOR 2	LAP TIME		MPH	DIFF	TIME OF DAY
1 -	2:16.594	1:07.055	3:23.649		52.48	7.403	09:59:34.635
2 -	2:11.947	***1:04.599***	3:16.546	**(2)**	54.37	0.300	10:02:51.181
3 -	***2:10.605***	1:05.641	***3:16.246***	**(1)**	***54.46***		***10:06:07.427***
4 -	2:10.839	1:06.691	3:17.530	**(3)**	54.10	1.284	10:09:24.957

Weather / Track : Cloudy / Dry

Snetterton
Circuit Length = 2.9689 miles
Start: 09:55 Flag 10:09 End: 10:12

BMCRC - MRO Championships 2016 - Rnd 4 @ Snetterton 300

Chiltern Motors BMZRC 250 MZ

QUALIFYING - BEST SECTORS

	SECTOR 1			SECTOR 2			IDEAL / BEST COMPARISON					
POS	NO	NAME	TIME	NO	NAME	TIME	POS	NO	NAME	IDEAL	BEST	DIFF
									PERFECT LAP	2:23.692		
1	75	WOODALL	**1:36.615**	75	WOODALL	**47.077**	1	75	WOODALL	2:23.692	2:24.139	0.447
2	95	ROGERS	**1:37.115**	95	ROGERS	**47.212**	2	95	ROGERS	2:24.327	2:24.579	0.252
3	36	BALDRY	**1:37.695**	33	WRIGHT	**47.839**	3	36	BALDRY	2:25.954	2:26.361	0.407
4	33	WRIGHT	**1:39.525**	85	WALES	**47.921**	4	33	WRIGHT	2:27.364	2:27.364	0.000
5	44	DESSOY	**1:39.618**	36	BALDRY	**48.259**	5	85	WALES	2:27.683	2:27.940	0.257
6	85	WALES	**1:39.762**	44	DESSOY	**48.551**	6	44	DESSOY	2:28.169	2:28.335	0.166
7	9	HOWLETT	**1:40.665**	22	FINCH	**49.283**	7	22	FINCH	2:30.408	2:30.774	0.366
8	114	ANDERSON	**1:41.002**	96	KENT	**49.945**	8	9	HOWLETT	2:30.990	2:31.406	0.416
9	22	FINCH	**1:41.125**	114	ANDERSON	**50.147**	9	114	ANDERSON	2:31.149	2:31.244	0.095
10	96	KENT	**1:41.540**	9	HOWLETT	**50.325**	10	96	KENT	2:31.485	2:31.638	0.153
11	62	BETTRIDGE	**1:43.372**	62	BETTRIDGE	**50.869**	11	62	BETTRIDGE	2:34.241	2:34.702	0.461
12	3	MAUD	**1:44.195**	43	BARFORD	**50.929**	12	3	MAUD	2:35.556	2:35.853	0.297
13	20	WATSON	**1:44.279**	65	BREESE	**51.228**	13	20	WATSON	2:35.651	2:35.651	0.000
14	90	THORNE	**1:44.923**	90	THORNE	**51.297**	14	43	BARFORD	2:35.923	2:36.202	0.279
15	43	BARFORD	**1:44.994**	3	MAUD	**51.361**	15	90	THORNE	2:36.220	2:36.617	0.397
16	65	BREESE	**1:45.184**	20	WATSON	**51.372**	16	65	BREESE	2:36.412	2:36.796	0.384
17	15	MOFFAT	**1:45.434**	5	SAMETT	**51.896**	17	15	MOFFAT	2:37.725	2:37.725	0.000
18	5	SAMETT	**1:45.849**	15	MOFFAT	**52.291**	18	5	SAMETT	2:37.745	2:37.745	0.000
19	23	SKINNER	**1:45.935**	23	SKINNER	**52.997**	19	23	SKINNER	2:38.932	2:39.246	0.314
20	45	MORTON	**1:47.673**	45	MORTON	**53.188**	20	45	MORTON	2:40.861	2:40.861	0.000
21	63	BADGER	**1:47.772**	66	VINCENT	**53.363**	21	63	BADGER	2:41.231	2:41.231	0.000
22	66	VINCENT	**1:47.896**	63	BADGER	**53.459**	22	66	VINCENT	2:41.259	2:41.408	0.149
23	38	PETTET	**1:48.282**	55	WIECKOWSKI	**53.904**	23	38	PETTET	2:42.864	2:43.184	0.320
24	17	PATERSON	**1:50.753**	31	BIGNELL	**54.278**	24	55	WIECKOWSKI	2:44.683	2:45.649	0.966
25	55	WIECKOWSKI	**1:50.779**	17	PATERSON	**54.418**	25	17	PATERSON	2:45.171	2:45.171	0.000
26	31	BIGNELL	**1:51.477**	38	PETTET	**54.582**	26	31	BIGNELL	2:45.755	2:45.857	0.102
27	72	COX	**1:54.090**	30	HOWELL	**54.935**	27	30	HOWELL	2:49.469	2:49.469	0.000
28	30	HOWELL	**1:54.534**	4	HALL	**57.363**	28	72	COX	2:52.096	2:52.096	0.000
29	19	HIGGINS	**1:58.482**	72	COX	**58.006**	29	19	HIGGINS	2:57.902	2:57.902	0.000
30	51	TOWLER	**2:00.131**	51	TOWLER	**58.679**	30	4	HALL	2:58.330	2:58.330	0.000
31	4	HALL	**2:00.967**	19	HIGGINS	**59.420**	31	51	TOWLER	2:58.810	2:58.810	0.000
32	26	HOWLETT	**2:09.866**	26	HOWLETT	**1:03.245**	32	26	HOWLETT	3:13.111	3:13.111	0.000
33	25	CHADDERTON	**2:10.605**	25	CHADDERTON	**1:04.599**	33	25	CHADDERTON	3:15.204	3:16.246	1.042
34												

Weather / Track : Cloudy / Dry

Snetterton
Circuit Length = 2.9689 miles
Start: 09:55 Flag 10:09 End: 10:12

Results can be found at www.tsl-timing.com

Printed - 10:13 Saturday, 28 May 2016

CHILTON MOTORS LTD
MZ CHAMPIONSHIP

BMCRC - MRO Championships 2016 - Rnd 4 @ Snetterton 300

Chiltern Motors BMZRC 250 MZ

RACE 4 - CLASSIFICATION

POS	NO	CL	PIC	NAME	ENTRY	LAPS	TIME	GAP	DIFF	MPH	BEST	ON
1	75		1	Peter WOODALL	MZ - Core Projects Ltd	5	12:01.260			74.09	2:21.903	4
2	95		2	Chris ROGERS	MZ - CB Racing	5	12:01.489	0.229	0.229	74.06	2:22.684	4
3	33		3	Greg WRIGHT	MZ - Neos-IT	5	12:18.321	17.061	16.832	72.38	2:25.677	2
4	36		4	Joe BALDRY	MZ -	5	12:21.532	20.272	3.211	72.06	2:26.119	5
5	85		5	Andrew WALES	MZ - Illuminated Design LTD	5	12:22.213	20.953	0.681	72.00	2:26.300	4
6	44		6	Robert DESSOY	MZ - Dessoy Racing	5	12:27.771	26.511	5.558	71.46	2:27.344	3
7	96		7	Chris KENT	MZ -	5	12:31.078	29.818	3.307	71.15	2:28.139	4
8	62		8	Nicholas BETTRIDGE	MZ - Kaaden tuning	5	12:45.100	43.840	14.022	69.84	2:30.811	3
9	22		9	Simon FINCH	MZ - The Bayard Partnership, ASK Plumbing & Hea	5	12:45.442	44.182	0.342	69.81	2:29.866	2
10	90		10	Peter THORNE	MZ - Aspire Classic Restorations	5	12:56.962	55.702	11.520	68.78	2:33.183	2
11	20		11	Chris WATSON	MZ - Expert Locksmiths Medway	5	12:59.302	58.042	2.340	68.57	2:33.558	2
12	5		12	Garry SAMETT	MZ - smallmouse	5	13:07.764	1:06.504	8.462	67.83	2:34.357	5
13	66		13	Mark VINCENT	MZ - Putoline	5	13:10.543	1:09.283	2.779	67.59	2:33.868	4
14	45		14	Charlotte MORTON	MZ -	5	13:11.138	1:09.878	0.595	67.54	2:34.880	5
15	63	R	1	Keith BADGER	MZ -	5	13:11.307	1:10.047	0.169	67.53	2:34.809	4
16	13	R	2	Ben HAWES	MZ -	5	13:14.107	1:12.847	2.800	67.29	2:34.684	5
17	23	R	3	Brian SKINNER	MZ - ASK Plumbing & Heating Centre Ltd	5	13:14.278	1:13.018	0.171	67.28	2:35.120	5
18	43		15	Daniel BARFORD	MZ - Aspire classics / Kaaden tuning	5	13:14.440	1:13.180	0.162	67.26	2:34.232	5
19	38		16	Chris PETTET	MZ -	5	13:41.779	1:40.519	27.339	65.03	2:41.834	5
20	31		17	David BIGNELL	MZ -	5	13:46.249	1:44.989	4.470	64.67	2:41.152	5
21	55		18	Marek WIECKOWSKI	MZ - BC Racing	5	13:47.017	1:45.757	0.768	64.61	2:41.377	5
22	17		19	David PATERSON	MZ - Arnold Self Drive	5	13:57.820	1:56.560	10.803	63.78	2:45.211	3
23	4		20	Richard HALL	MZ -	5	14:03.232	2:01.972	5.412	63.37	2:44.667	5
24	72		21	Jack COX	MZ - New Street Motorcycles	5	14:06.614	2:05.354	3.382	63.12	2:44.255	5
25	51	R	4	Graham TOWLER	MZ - Rikko racing	4	12:05.036	1 Lap	1 Lap	58.96	2:57.490	2
26	26	R	5	Andy HOWLETT	MZ - tony holmshaw hs racing	4	12:45.460	1 Lap	40.424	55.85	3:08.506	4
27	25	R	6	Chris CHADDERTON	MZ -	4	12:46.050	1 Lap	0.590	55.80	3:08.683	3
				NOT CLASSIFIED								
DNF	9			Gary HOWLETT	MZ - HS Racing	3	7:40.061	2 Laps	1 Lap	69.69	2:29.917	3
DNF	15			Andy MOFFAT	MZ - gills office	3	8:02.462	2 Laps	22.401	66.45	2:38.056	2
DNF	30			Malcolm HOWELL	MZ -	2	5:46.934	3 Laps	1 Lap	61.61	2:47.164	2
DNF	19			Dave HIGGINS	MZ -	2	5:55.308	3 Laps	8.374	60.16	2:53.022	2
DNF	65			Konrad BREESE	MZ -	1	2:46.561	4 Laps	1 Lap	64.16	2:46.561	1
DNF	114			Ryan ANDERSON	MZ - Dean Carpentry	0						
				FASTEST LAP								
	75			Peter WOODALL	MZ - Core Projects Ltd	4	2:21.903	75.31 mph		121.21 kph		
	13	R		Ben HAWES	MZ -	5	2:34.684	69.09 mph		111.19 kph		

Class - 90% of Race Speed = 66.68 mph
Class R - 90% of Race Speed = 60.77 mph

Snetterton
Circuit Length = 2.9689 miles
Start: 12:41 Flag 12:53 End: 12:55

Weather / Track : Cloudy / Dry
These results are provisional until the conclusion of any judicial and technical matters.

Clerk Of Course :		Timekeeper :

Results can be found at www.tsl-timing.com

Printed - 12:55 Saturday, 28 May 2016

TSL SPORTS TIMING TIMING SOLUTIONS LTD

BMCRC - MRO Championships 2016 - Rnd 4 @ Snetterton 300

Chiltern Motors BMZRC 250 MZ

RACE 4 - LAP CHART

LAP 1		@ 12:43:56.158
NO	BEHIND	LAP TIME
95		2:28.591
75	1.473	2:30.064
33	2.065	2:30.656
85	5.167	2:33.758
36	5.215	2:33.806
44	5.361	2:33.952
96	6.051	2:34.642
22	8.459	2:37.050
62	9.137	2:37.728
9	10.386	2:38.977
90	11.541	2:40.132
20	12.346	2:40.937
45	15.089	2:43.680
43	15.336	2:43.927
23	16.069	2:44.660
15	16.849	2:45.440
63	17.284	2:45.875
5	17.931	2:46.522
65	17.970	2:46.561
66	18.568	2:47.159
13	19.147	2:47.738
17	23.519	2:52.110
55	23.900	2:52.491
38	23.991	2:52.582
31	25.869	2:54.460
72	30.287	2:58.878
4	30.304	2:58.895
30	31.179	2:59.770
19	33.695	3:02.286
51	35.394	3:03.985
25	50.024	3:18.615
26	50.242	3:18.833

LAP 2		@ 12:46:19.924
NO	BEHIND	LAP TIME
95		2:23.766
75	0.953	2:23.246
33	3.976	2:25.677
36	9.089	2:27.640
85	9.336	2:27.935
44	10.414	2:28.819
96	11.152	2:28.867
22	14.559	2:29.866
62	16.590	2:31.219
9	17.787	2:31.167
90	20.958	2:33.183
20	22.138	2:33.558
45	28.668	2:37.345
5	29.209	2:35.044
63	29.340	2:35.822
43	29.447	2:37.877
23	30.131	2:37.828
15	31.139	2:38.056
66	31.178	2:36.376
13	34.030	2:38.649
38	42.136	2:41.911
55	45.294	2:45.160
17	47.307	2:47.554
31	47.539	2:45.436
30	54.577	2:47.164
4	54.633	2:48.095
72	55.514	2:48.993
19	1:02.951	2:53.022
51	1:09.118	2:57.490
25	1:35.401	3:09.143
26	1:36.008	3:09.532

LAP 3		@ 12:48:42.617
NO	BEHIND	LAP TIME
95		2:22.693
75	0.863	2:22.603
33	8.458	2:27.175
36	14.064	2:27.668
85	14.357	2:27.714
44	15.065	2:27.344
96	17.048	2:28.589
22	23.463	2:31.597
62	24.708	2:30.811
9	25.011	2:29.917
90	32.742	2:34.477
20	33.776	2:34.331
5	42.416	2:35.900
45	44.868	2:38.893
63	45.186	2:38.539
66	46.172	2:37.687
23	46.269	2:38.831
43	46.404	2:39.650
15	47.412	2:38.966
13	49.184	2:37.847
38	1:02.372	2:42.929
55	1:07.247	2:44.646
31	1:08.297	2:43.451
17	1:09.825	2:45.211
4	1:17.921	2:45.981
72	1:18.392	2:45.571
51	1:47.491	3:01.066
25	2:21.391	3:08.683
26	2:21.904	3:08.589

LAP 4		@ 12:51:05.301
NO	BEHIND	LAP TIME
95		2:22.684
75	0.082	2:21.903
33	12.675	2:26.901
36	17.679	2:26.299
85	17.973	2:26.300
44	21.319	2:28.938
96	22.503	2:28.139
62	34.932	2:32.908
22	36.269	2:35.490
90	43.923	2:33.865
20	45.608	2:34.516
5	55.673	2:35.941
63	57.311	2:34.809
66	57.356	2:33.868
45	58.524	2:36.340
23	1:01.424	2:37.839
13	1:01.689	2:35.189
43	1:02.474	2:38.754
38	1:22.211	2:42.523
31	1:27.363	2:41.750
55	1:27.906	2:43.343
17	1:34.175	2:47.034
4	1:40.831	2:45.594
72	1:44.625	2:48.917

LAP 5		@ 12:53:28.827
NO	BEHIND	LAP TIME
75		2:23.444
95	0.229	2:23.755
51	1 Lap	3:02.495
33	17.061	2:27.912
36	20.272	2:26.119
85	20.953	2:26.506
44	26.511	2:28.718
96	29.818	2:30.841
62	43.840	2:32.434
22	44.182	2:31.439
26	1 Lap	3:08.506
25	1 Lap	3:09.609
90	55.702	2:35.305
20	58.042	2:35.960
5	1:06.504	2:34.357
66	1:09.283	2:35.453
45	1:09.878	2:34.880
63	1:10.047	2:36.262
13	1:12.847	2:34.684
23	1:13.018	2:35.120
43	1:13.180	2:34.232
38	1:40.519	2:41.834
31	1:44.989	2:41.152
55	1:45.757	2:41.377
17	1:56.560	2:45.911
4	2:01.972	2:44.667
72	2:05.354	2:44.255

Weather / Track : Cloudy / Dry

Snetterton
Circuit Length = 2.9689 miles
Start: 12:41 Flag 12:53 End: 12:55

Results can be found at www.tsl-timing.com

Printed - 12:57 Saturday, 28 May 2016

BMCRC - MRO Championships 2016 - Rnd 4 @ Snetterton 300

Chiltern Motors BMZRC 250 MZ

RACE 4 - SECTOR ANALYSIS

SECTOR 1 = FL to I1, SECTOR 2 = I1 to FL, DIFF = Difference To Personal Best Lap

P1 75 Peter WOODALL MZ - Core Projects Ltd

IDEAL LAP TIME : 2:21.903 BEST LAP TIME : 2:21.903 DIFFERENCE : 0.000

LAP	SECTOR 1	SECTOR 2	LAP TIME	MPH	DIFF	TIME OF DAY
1 -		47.249	2:30.064	71.22	8.161	12:43:57.631
2 -	1:36.462	46.784	2:23.246 (3)	74.61	1.343	12:46:20.877
3 -	1:35.975	46.628	2:22.603 (2)	74.94	0.700	12:48:43.480
4 -	***1:35.473***	***46.430***	***2:21.903 (1)***	***75.31***		***12:51:05.383***
5 -	1:36.647	46.797	2:23.444	74.51	1.541	12:53:28.827

P2 95 Chris ROGERS MZ - CB Racing

IDEAL LAP TIME : 2:22.660 BEST LAP TIME : 2:22.684 DIFFERENCE : 0.024

LAP	SECTOR 1	SECTOR 2	LAP TIME	MPH	DIFF	TIME OF DAY
1 -		46.720	2:28.591	71.92	5.907	12:43:56.158
2 -	1:36.894	46.872	2:23.766	74.34	1.082	12:46:19.924
3 -	***1:36.001***	46.692	2:22.693 (2)	74.90	0.009	12:48:42.617
4 -	1:36.025	***46.659***	***2:22.684 (1)***	***74.90***		***12:51:05.301***
5 -	1:36.720	47.035	2:23.755 (3)	74.34	1.071	12:53:29.056

P3 33 Greg WRIGHT MZ - Neos-IT

IDEAL LAP TIME : 2:25.459 BEST LAP TIME : 2:25.677 DIFFERENCE : 0.218

LAP	SECTOR 1	SECTOR 2	LAP TIME	MPH	DIFF	TIME OF DAY
1 -		***47.724***	2:30.656	70.94	4.979	12:43:58.223
2 -	***1:37.735***	47.942	***2:25.677 (1)***	***73.36***		***12:46:23.900***
3 -	1:39.005	48.170	2:27.175 (3)	72.62	1.498	12:48:51.075
4 -	1:38.933	47.968	2:26.901 (2)	72.75	1.224	12:51:17.976
5 -	1:39.722	48.190	2:27.912	72.25	2.235	12:53:45.888

P4 36 Joe BALDRY MZ -

IDEAL LAP TIME : 2:26.112 BEST LAP TIME : 2:26.119 DIFFERENCE : 0.007

LAP	SECTOR 1	SECTOR 2	LAP TIME	MPH	DIFF	TIME OF DAY
1 -		48.927	2:33.806	69.49	7.687	12:44:01.373
2 -	1:38.904	48.736	2:27.640 (3)	72.39	1.521	12:46:29.013
3 -	1:39.401	48.267	2:27.668	72.37	1.549	12:48:56.681
4 -	***1:38.045***	48.254	2:26.299 (2)	73.05	0.180	12:51:22.980
5 -	1:38.052	***48.067***	***2:26.119 (1)***	***73.14***		***12:53:49.099***

P5 85 Andrew WALES MZ - Illuminated Design LTD

IDEAL LAP TIME : 2:25.795 BEST LAP TIME : 2:26.300 DIFFERENCE : 0.505

LAP	SECTOR 1	SECTOR 2	LAP TIME	MPH	DIFF	TIME OF DAY
1 -		48.658	2:33.758	69.51	7.458	12:44:01.325
2 -	1:40.142	47.793	2:27.935	72.24	1.635	12:46:29.260
3 -	1:39.110	48.604	2:27.714 (3)	72.35	1.414	12:48:56.974
4 -	***1:38.514***	47.786	***2:26.300 (1)***	***73.05***		***12:51:23.274***
5 -	1:39.225	***47.281***	2:26.506 (2)	72.95	0.206	12:53:49.780

P6 44 Robert DESSOY MZ - Dessoy Racing

IDEAL LAP TIME : 2:27.192 BEST LAP TIME : 2:27.344 DIFFERENCE : 0.152

LAP	SECTOR 1	SECTOR 2	LAP TIME	MPH	DIFF	TIME OF DAY
1 -		***48.215***	2:33.952	69.42	6.608	12:44:01.519
2 -	1:39.956	48.863	2:28.819 (3)	71.81	1.475	12:46:30.338
3 -	***1:38.977***	48.367	***2:27.344 (1)***	***72.53***		***12:48:57.682***
4 -	1:39.934	49.004	2:28.938	71.76	1.594	12:51:26.620
5 -	1:40.089	48.629	2:28.718 (2)	71.86	1.374	12:53:55.338

P7 96 Chris KENT MZ -

IDEAL LAP TIME : 2:27.837 BEST LAP TIME : 2:28.139 DIFFERENCE : 0.302

LAP	SECTOR 1	SECTOR 2	LAP TIME	MPH	DIFF	TIME OF DAY

Weather / Track : Cloudy / Dry

Snetterton
Circuit Length = 2.9689 miles
Start: 12:41 Flag 12:53 End: 12:55

BMCRC - MRO Championships 2016 - Rnd 4 @ Snetterton 300

Chiltern Motors BMZRC 250 MZ

RACE 4 - SECTOR ANALYSIS

SECTOR 1 = FL to I1, SECTOR 2 = I1 to FL, DIFF = Difference To Personal Best Lap

1 -		***48.364***	2:34.642		69.11	6.503	12:44:02.209
2 -	1:40.122	48.745	2:28.867	**(3)**	71.79	0.728	12:46:31.076
3 -	1:39.632	48.957	2:28.589	**(2)**	71.93	0.450	12:48:59.665
4 -	***1:39.473***	48.666	***2:28.139***	**(1)**	***72.14***		***12:51:27.804***
5 -	1:40.794	50.047	2:30.841		70.85	2.702	12:53:58.645

P8 62 Nicholas BETTRIDGE MZ - Kaaden tuning

IDEAL LAP TIME : 2:30.811 BEST LAP TIME : 2:30.811 DIFFERENCE : 0.000

LAP	SECTOR 1	SECTOR 2	LAP TIME		MPH	DIFF	TIME OF DAY
1 -		50.330	2:37.728		67.76	6.917	12:44:05.295
2 -	1:41.464	49.755	2:31.219	**(2)**	70.67	0.408	12:46:36.514
3 -	***1:41.368***	***49.443***	***2:30.811***	**(1)**	***70.87***		***12:49:07.325***
4 -	1:42.647	50.261	2:32.908		69.89	2.097	12:51:40.233
5 -	1:42.127	50.307	2:32.434	**(3)**	70.11	1.623	12:54:12.667

P9 22 Simon FINCH MZ - The Bayard Partnership, ASK Plumbing & Heating

IDEAL LAP TIME : 2:29.866 BEST LAP TIME : 2:29.866 DIFFERENCE : 0.000

LAP	SECTOR 1	SECTOR 2	LAP TIME		MPH	DIFF	TIME OF DAY
1 -		49.192	2:37.050		68.05	7.184	12:44:04.617
2 -	***1:40.899***	***48.967***	***2:29.866***	**(1)**	***71.31***		***12:46:34.483***
3 -	1:41.685	49.912	2:31.597	**(3)**	70.50	1.731	12:49:06.080
4 -	1:46.505	48.985	2:35.490		68.73	5.624	12:51:41.570
5 -	1:40.996	50.443	2:31.439	**(2)**	70.57	1.573	12:54:13.009

P10 90 Peter THORNE MZ - Aspire Classic Restorations

IDEAL LAP TIME : 2:32.836 BEST LAP TIME : 2:33.183 DIFFERENCE : 0.347

LAP	SECTOR 1	SECTOR 2	LAP TIME		MPH	DIFF	TIME OF DAY
1 -		***50.003***	2:40.132		66.74	6.949	12:44:07.699
2 -	***1:42.833***	50.350	***2:33.183***	**(1)**	***69.77***		***12:46:40.882***
3 -	1:43.733	50.744	2:34.477	**(3)**	69.18	1.294	12:49:15.359
4 -	1:43.826	50.039	2:33.865	**(2)**	69.46	0.682	12:51:49.224
5 -	1:44.998	50.307	2:35.305		68.81	2.122	12:54:24.529

P11 20 Chris WATSON MZ - Expert Locksmiths Medway

IDEAL LAP TIME : 2:33.558 BEST LAP TIME : 2:33.558 DIFFERENCE : 0.000

LAP	SECTOR 1	SECTOR 2	LAP TIME		MPH	DIFF	TIME OF DAY
1 -		50.378	2:40.937		66.41	7.379	12:44:08.504
2 -	***1:43.239***	***50.319***	***2:33.558***	**(1)**	***69.60***		***12:46:42.062***
3 -	1:43.673	50.658	2:34.331	**(2)**	69.25	0.773	12:49:16.393
4 -	1:44.086	50.430	2:34.516	**(3)**	69.17	0.958	12:51:50.909
5 -	1:44.422	51.538	2:35.960		68.53	2.402	12:54:26.869

P12 5 Garry SAMETT MZ - smallmouse

IDEAL LAP TIME : 2:34.357 BEST LAP TIME : 2:34.357 DIFFERENCE : 0.000

LAP	SECTOR 1	SECTOR 2	LAP TIME		MPH	DIFF	TIME OF DAY
1 -		51.726	2:46.522		64.18	12.165	12:44:14.089
2 -	1:43.571	51.473	2:35.044	**(2)**	68.93	0.687	12:46:49.133
3 -	1:44.850	51.050	2:35.900	**(3)**	68.55	1.543	12:49:25.033
4 -	1:44.960	50.981	2:35.941		68.53	1.584	12:52:00.974
5 -	***1:43.494***	***50.863***	***2:34.357***	**(1)**	***69.24***		***12:54:35.331***

P13 66 Mark VINCENT MZ - Putoline

IDEAL LAP TIME : 2:33.868 BEST LAP TIME : 2:33.868 DIFFERENCE : 0.000

LAP	SECTOR 1	SECTOR 2	LAP TIME		MPH	DIFF	TIME OF DAY
1 -		52.592	2:47.159		63.93	13.291	12:44:14.726
2 -	1:44.381	51.995	2:36.376	**(3)**	68.34	2.508	12:46:51.102
3 -	1:44.842	52.845	2:37.687		67.78	3.819	12:49:28.789
4 -	***1:43.716***	***50.152***	***2:33.868***	**(1)**	***69.46***		***12:52:02.657***

Weather / Track : Cloudy / Dry

Snetterton
Circuit Length = 2.9689 miles
Start: 12:41 Flag 12:53 End: 12:55

BMCRC - MRO Championships 2016 - Rnd 4 @ Snetterton 300

Chiltern Motors BMZRC 250 MZ

RACE 4 - SECTOR ANALYSIS

SECTOR 1 = FL to I1, SECTOR 2 = I1 to FL, DIFF = Difference To Personal Best Lap

5 -	1:44.266	51.187	2:35.453	(2)	68.75	1.585	12:54:38.110

P14 45 Charlotte MORTON — MZ -

IDEAL LAP TIME : 2:34.880 BEST LAP TIME : 2:34.880 DIFFERENCE : 0.000

LAP	SECTOR 1	SECTOR 2	LAP TIME		MPH	DIFF	TIME OF DAY
1 -		51.623	2:43.680		65.29	8.800	12:44:11.247
2 -	1:44.864	52.481	2:37.345	(3)	67.92	2.465	12:46:48.592
3 -	1:46.596	52.297	2:38.893		67.26	4.013	12:49:27.485
4 -	1:44.938	51.402	2:36.340	(2)	68.36	1.460	12:52:03.825
5 -	***1:43.709***	***51.171***	***2:34.880***	**(1)**	***69.00***		***12:54:38.705***

P15 63 R Keith BADGER — MZ -

IDEAL LAP TIME : 2:34.525 BEST LAP TIME : 2:34.809 DIFFERENCE : 0.284

LAP	SECTOR 1	SECTOR 2	LAP TIME		MPH	DIFF	TIME OF DAY
1 -		51.244	2:45.875		64.43	11.066	12:44:13.442
2 -	***1:43.649***	52.173	2:35.822	(2)	68.59	1.013	12:46:49.264
3 -	1:46.510	52.029	2:38.539		67.41	3.730	12:49:27.803
4 -	1:43.933	***50.876***	***2:34.809***	**(1)**	***69.04***		***12:52:02.612***
5 -	1:45.143	51.119	2:36.262	(3)	68.39	1.453	12:54:38.874

P16 13 R Ben HAWES — MZ -

IDEAL LAP TIME : 2:33.449 BEST LAP TIME : 2:34.684 DIFFERENCE : 1.235

LAP	SECTOR 1	SECTOR 2	LAP TIME		MPH	DIFF	TIME OF DAY
1 -		50.668	2:47.738		63.71	13.054	12:44:15.305
2 -	1:46.727	51.922	2:38.649		67.36	3.965	12:46:53.954
3 -	1:46.136	51.711	2:37.847	(3)	67.71	3.163	12:49:31.801
4 -	1:45.361	***49.828***	2:35.189	(2)	68.87	0.505	12:52:06.990
5 -	***1:43.621***	51.063	***2:34.684***	**(1)**	***69.09***		***12:54:41.674***

P17 23 R Brian SKINNER — MZ - ASK Plumbing & Heating Centre Ltd

IDEAL LAP TIME : 2:35.120 BEST LAP TIME : 2:35.120 DIFFERENCE : 0.000

LAP	SECTOR 1	SECTOR 2	LAP TIME		MPH	DIFF	TIME OF DAY
1 -		52.425	2:44.660		64.90	9.540	12:44:12.227
2 -	1:44.579	53.249	2:37.828	(2)	67.71	2.708	12:46:50.055
3 -	1:45.376	53.455	2:38.831		67.29	3.711	12:49:28.886
4 -	1:45.804	52.035	2:37.839	(3)	67.71	2.719	12:52:06.725
5 -	***1:43.852***	***51.268***	***2:35.120***	**(1)**	***68.90***		***12:54:41.845***

P18 43 Daniel BARFORD — MZ - Aspire classics / Kaaden tuning

IDEAL LAP TIME : 2:34.232 BEST LAP TIME : 2:34.232 DIFFERENCE : 0.000

LAP	SECTOR 1	SECTOR 2	LAP TIME		MPH	DIFF	TIME OF DAY
1 -		51.742	2:43.927		65.19	9.695	12:44:11.494
2 -	1:45.624	52.253	2:37.877	(2)	67.69	3.645	12:46:49.371
3 -	1:46.899	52.751	2:39.650		66.94	5.418	12:49:29.021
4 -	1:46.319	52.435	2:38.754	(3)	67.32	4.522	12:52:07.775
5 -	***1:43.977***	***50.255***	***2:34.232***	**(1)**	***69.29***		***12:54:42.007***

P19 38 Chris PETTET — MZ -

IDEAL LAP TIME : 2:41.340 BEST LAP TIME : 2:41.834 DIFFERENCE : 0.494

LAP	SECTOR 1	SECTOR 2	LAP TIME		MPH	DIFF	TIME OF DAY
1 -		55.163	2:52.582		61.93	10.748	12:44:20.149
2 -	1:47.835	54.076	2:41.911	(2)	66.01	0.077	12:47:02.060
3 -	1:47.674	55.255	2:42.929		65.59	1.095	12:49:44.989
4 -	***1:47.319***	55.204	2:42.523	(3)	65.76	0.689	12:52:27.512
5 -	1:47.813	***54.021***	***2:41.834***	**(1)**	***66.04***		***12:55:09.346***

Weather / Track : Cloudy / Dry

Snetterton
Circuit Length = 2.9689 miles
Start: 12:41 Flag 12:53 End: 12:55

BMCRC - MRO Championships 2016 - Rnd 4 @ Snetterton 300

Chiltern Motors BMZRC 250 MZ

RACE 4 - SECTOR ANALYSIS

SECTOR 1 = FL to I1, SECTOR 2 = I1 to FL, DIFF = Difference To Personal Best Lap

P20 31 David BIGNELL MZ -

IDEAL LAP TIME : 2:41.152 BEST LAP TIME : 2:41.152 DIFFERENCE : 0.000

LAP	SECTOR 1	SECTOR 2	LAP TIME	MPH	DIFF	TIME OF DAY
1 -		53.853	2:54.460	61.26	13.308	12:44:22.027
2 -	1:50.231	55.205	2:45.436	64.60	4.284	12:47:07.463
3 -	1:49.823	53.628	2:43.451 **(3)**	65.39	2.299	12:49:50.914
4 -	1:48.677	53.073	2:41.750 **(2)**	66.07	0.598	12:52:32.664
5 -	***1:48.583***	***52.569***	***2:41.152*** **(1)**	***66.32***		***12:55:13.816***

P21 55 Marek WIECKOWSKI MZ - BC Racing

IDEAL LAP TIME : 2:41.261 BEST LAP TIME : 2:41.377 DIFFERENCE : 0.116

LAP	SECTOR 1	SECTOR 2	LAP TIME	MPH	DIFF	TIME OF DAY
1 -		53.137	2:52.491	61.96	11.114	12:44:20.058
2 -	1:51.651	53.509	2:45.160	64.71	3.783	12:47:05.218
3 -	1:51.038	53.608	2:44.646 **(3)**	64.91	3.269	12:49:49.864
4 -	1:50.759	***52.584***	2:43.343 **(2)**	65.43	1.966	12:52:33.207
5 -	***1:48.677***	52.700	***2:41.377*** **(1)**	***66.23***		***12:55:14.584***

P22 17 David PATERSON MZ - Arnold Self Drive

IDEAL LAP TIME : 2:45.211 BEST LAP TIME : 2:45.211 DIFFERENCE : 0.000

LAP	SECTOR 1	SECTOR 2	LAP TIME	MPH	DIFF	TIME OF DAY
1 -		54.918	2:52.110	62.10	6.899	12:44:19.677
2 -	1:51.881	55.673	2:47.554	63.78	2.343	12:47:07.231
3 -	***1:50.778***	***54.433***	***2:45.211*** **(1)**	***64.69***		***12:49:52.442***
4 -	1:52.260	54.774	2:47.034 **(3)**	63.98	1.823	12:52:39.476
5 -	1:50.973	54.938	2:45.911 **(2)**	64.42	0.700	12:55:25.387

P23 4 Richard HALL MZ -

IDEAL LAP TIME : 2:44.617 BEST LAP TIME : 2:44.667 DIFFERENCE : 0.050

LAP	SECTOR 1	SECTOR 2	LAP TIME	MPH	DIFF	TIME OF DAY
1 -		53.744	2:58.895	59.74	14.228	12:44:26.462
2 -	1:52.384	55.711	2:48.095	63.58	3.428	12:47:14.557
3 -	1:52.048	53.933	2:45.981 **(3)**	64.39	1.314	12:50:00.538
4 -	1:52.199	***53.395***	2:45.594 **(2)**	64.54	0.927	12:52:46.132
5 -	***1:51.222***	53.445	***2:44.667*** **(1)**	***64.90***		***12:55:30.799***

P24 72 Jack COX MZ - New Street Motorcycles

IDEAL LAP TIME : 2:42.871 BEST LAP TIME : 2:44.255 DIFFERENCE : 1.384

LAP	SECTOR 1	SECTOR 2	LAP TIME	MPH	DIFF	TIME OF DAY
1 -		56.209	2:58.878	59.75	14.623	12:44:26.445
2 -	1:52.554	56.439	2:48.993	63.24	4.738	12:47:15.438
3 -	1:51.161	54.410	2:45.571 **(2)**	64.55	1.316	12:50:01.009
4 -	1:55.320	***53.597***	2:48.917 **(3)**	63.27	4.662	12:52:49.926
5 -	***1:49.274***	54.981	***2:44.255*** **(1)**	***65.07***		***12:55:34.181***

P25 51 R Graham TOWLER MZ - Rikko racing

IDEAL LAP TIME : 2:57.172 BEST LAP TIME : 2:57.490 DIFFERENCE : 0.318

LAP	SECTOR 1	SECTOR 2	LAP TIME	MPH	DIFF	TIME OF DAY
1 -		***58.505***	3:03.985	58.09	6.495	12:44:31.552
2 -	***1:58.667***	58.823	***2:57.490*** **(1)**	***60.21***		***12:47:29.042***
3 -	2:01.161	59.905	3:01.066 **(2)**	59.02	3.576	12:50:30.108
4 -	2:01.742	1:00.753	3:02.495 **(3)**	58.56	5.005	12:53:32.603

P26 26 R Andy HOWLETT MZ - tony holmshaw hs racing

IDEAL LAP TIME : 3:08.085 BEST LAP TIME : 3:08.506 DIFFERENCE : 0.421

LAP	SECTOR 1	SECTOR 2	LAP TIME	MPH	DIFF	TIME OF DAY
1 -		1:02.625	3:18.833	53.75	10.327	12:44:46.400

Weather / Track : Cloudy / Dry

Snetterton
Circuit Length = 2.9689 miles
Start: 12:41 Flag 12:53 End: 12:55

BMCRC - MRO Championships 2016 - Rnd 4 @ Snetterton 300

Chiltern Motors BMZRC 250 MZ

RACE 4 - SECTOR ANALYSIS

SECTOR 1 = FL to I1, SECTOR 2 = I1 to FL, DIFF = Difference To Personal Best Lap

2 -	***2:06.581***	1:02.951	3:09.532	**(3)**	56.39	1.026	12:47:55.932
3 -	2:06.733	1:01.856	3:08.589	**(2)**	56.67	0.083	12:51:04.521
4 -	2:07.002	***1:01.504***	***3:08.506***	**(1)**	***56.69***		***12:54:13.027***

P27 25 R Chris CHADDERTON MZ -

IDEAL LAP TIME : 3:08.422 BEST LAP TIME : 3:08.683 DIFFERENCE : 0.261

LAP	SECTOR 1	SECTOR 2	LAP TIME		MPH	DIFF	TIME OF DAY
1 -		1:04.638	3:18.615		53.81	9.932	12:44:46.182
2 -	2:06.563	1:02.580	3:09.143	**(2)**	56.50	0.460	12:47:55.325
3 -	2:06.277	***1:02.406***	***3:08.683***	**(1)**	***56.64***		***12:51:04.008***
4 -	***2:06.016***	1:03.593	3:09.609	**(3)**	56.36	0.926	12:54:13.617

P28 9 Gary HOWLETT MZ - HS Racing

IDEAL LAP TIME : 2:29.917 BEST LAP TIME : 2:29.917 DIFFERENCE : 0.000

LAP	SECTOR 1	SECTOR 2	LAP TIME		MPH	DIFF	TIME OF DAY
1 -		50.196	2:38.977	**(3)**	67.23	9.060	12:44:06.544
2 -	1:41.157	50.010	2:31.167	**(2)**	70.70	1.250	12:46:37.711
3 -	***1:40.773***	***49.144***	***2:29.917***	**(1)**	***71.29***		***12:49:07.628***

P29 15 Andy MOFFAT MZ - gills office

IDEAL LAP TIME : 2:37.366 BEST LAP TIME : 2:38.056 DIFFERENCE : 0.690

LAP	SECTOR 1	SECTOR 2	LAP TIME		MPH	DIFF	TIME OF DAY
1 -		53.369	2:45.440	**(3)**	64.60	7.384	12:44:13.007
2 -	1:45.654	***52.402***	***2:38.056***	**(1)**	***67.62***		***12:46:51.063***
3 -	***1:44.964***	54.002	2:38.966	**(2)**	67.23	0.910	12:49:30.029

P30 30 Malcolm HOWELL MZ -

IDEAL LAP TIME : 2:47.164 BEST LAP TIME : 2:47.164 DIFFERENCE : 0.000

LAP	SECTOR 1	SECTOR 2	LAP TIME		MPH	DIFF	TIME OF DAY
1 -		56.276	2:59.770	**(2)**	59.45	12.606	12:44:27.337
2 -	***1:52.261***	***54.903***	***2:47.164***	**(1)**	***63.93***		***12:47:14.501***

P31 19 Dave HIGGINS MZ -

IDEAL LAP TIME : 2:52.289 BEST LAP TIME : 2:53.022 DIFFERENCE : 0.733

LAP	SECTOR 1	SECTOR 2	LAP TIME		MPH	DIFF	TIME OF DAY
1 -		***56.639***	3:02.286	**(2)**	58.63	9.264	12:44:29.853
2 -	***1:55.650***	57.372	***2:53.022***	**(1)**	***61.77***		***12:47:22.875***

P32 65 Konrad BREESE MZ -

IDEAL LAP TIME : 2:37.566 BEST LAP TIME : 2:46.561 DIFFERENCE : 8.995

LAP	SECTOR 1	SECTOR 2	LAP TIME		MPH	DIFF	TIME OF DAY
1 -		***51.907***	***2:46.561***	**(1)**	***64.16***		***12:44:14.128***

Weather / Track : Cloudy / Dry

Snetterton
Circuit Length = 2.9689 miles
Start: 12:41 Flag 12:53 End: 12:55

BMCRC - MRO Championships 2016 - Rnd 4 @ Snetterton 300

Chiltern Motors BMZRC 250 MZ

RACE 4 - BEST SECTORS

SECTOR 1				SECTOR 2			IDEAL / BEST COMPARISON					
POS	NO	NAME	TIME	NO	NAME	TIME	POS	NO	NAME	IDEAL	BEST	DIFF
									PERFECT LAP	2:21.903		
1	75	WOODALL	**1:35.473**	75	WOODALL	**46.430**	1	75	WOODALL	2:21.903	2:21.903	0.000
2	95	ROGERS	**1:36.001**	95	ROGERS	**46.659**	2	95	ROGERS	2:22.660	2:22.684	0.024
3	33	WRIGHT	**1:37.735**	85	WALES	**47.281**	3	33	WRIGHT	2:25.459	2:25.677	0.218
4	36	BALDRY	**1:38.045**	33	WRIGHT	**47.724**	4	85	WALES	2:25.795	2:26.300	0.505
5	85	WALES	**1:38.514**	36	BALDRY	**48.067**	5	36	BALDRY	2:26.112	2:26.119	0.007
6	44	DESSOY	**1:38.977**	44	DESSOY	**48.215**	6	44	DESSOY	2:27.192	2:27.344	0.152
7	96	KENT	**1:39.473**	96	KENT	**48.364**	7	96	KENT	2:27.837	2:28.139	0.302
8	9	HOWLETT	**1:40.773**	22	FINCH	**48.967**	8	22	FINCH	2:29.866	2:29.866	0.000
9	22	FINCH	**1:40.899**	9	HOWLETT	**49.144**	9	9	HOWLETT	2:29.917	2:29.917	0.000
10	62	BETTRIDGE	**1:41.368**	62	BETTRIDGE	**49.443**	10	62	BETTRIDGE	2:30.811	2:30.811	0.000
11	90	THORNE	**1:42.833**	13	HAWES	**49.828**	11	90	THORNE	2:32.836	2:33.183	0.347
12	20	WATSON	**1:43.239**	90	THORNE	**50.003**	12	13	HAWES	2:33.449	2:34.684	1.235
13	5	SAMETT	**1:43.494**	66	VINCENT	**50.152**	13	20	WATSON	2:33.558	2:33.558	0.000
14	13	HAWES	**1:43.621**	43	BARFORD	**50.255**	14	66	VINCENT	2:33.868	2:33.868	0.000
15	63	BADGER	**1:43.649**	20	WATSON	**50.319**	15	43	BARFORD	2:34.232	2:34.232	0.000
16	45	MORTON	**1:43.709**	5	SAMETT	**50.863**	16	5	SAMETT	2:34.357	2:34.357	0.000
17	66	VINCENT	**1:43.716**	63	BADGER	**50.876**	17	63	BADGER	2:34.525	2:34.809	0.284
18	23	SKINNER	**1:43.852**	45	MORTON	**51.171**	18	45	MORTON	2:34.880	2:34.880	0.000
19	43	BARFORD	**1:43.977**	23	SKINNER	**51.268**	19	23	SKINNER	2:35.120	2:35.120	0.000
20	15	MOFFAT	**1:44.964**	65	BREESE	**51.907**	20	15	MOFFAT	2:37.366	2:38.056	0.690
21	65	BREESE	**1:45.659**	15	MOFFAT	**52.402**	21	65	BREESE	2:37.566	2:46.561	8.995
22	38	PETTET	**1:47.319**	31	BIGNELL	**52.569**	22	31	BIGNELL	2:41.152	2:41.152	0.000
23	31	BIGNELL	**1:48.583**	55	WIECKOWSKI	**52.584**	23	55	WIECKOWSKI	2:41.261	2:41.377	0.116
24	55	WIECKOWSKI	**1:48.677**	4	HALL	**53.395**	24	38	PETTET	2:41.340	2:41.834	0.494
25	72	COX	**1:49.274**	72	COX	**53.597**	25	72	COX	2:42.871	2:44.255	1.384
26	17	PATERSON	**1:50.778**	38	PETTET	**54.021**	26	4	HALL	2:44.617	2:44.667	0.050
27	4	HALL	**1:51.222**	17	PATERSON	**54.433**	27	17	PATERSON	2:45.211	2:45.211	0.000
28	30	HOWELL	**1:52.261**	30	HOWELL	**54.903**	28	30	HOWELL	2:47.164	2:47.164	0.000
29	19	HIGGINS	**1:55.650**	19	HIGGINS	**56.639**	29	19	HIGGINS	2:52.289	2:53.022	0.733
30	51	TOWLER	**1:58.667**	51	TOWLER	**58.505**	30	51	TOWLER	2:57.172	2:57.490	0.318
31	25	CHADDERTON	**2:06.016**	26	HOWLETT	**1:01.504**	31	26	HOWLETT	3:08.085	3:08.506	0.421
32	26	HOWLETT	**2:06.581**	25	CHADDERTON	**1:02.406**	32	25	CHADDERTON	3:08.422	3:08.683	0.261
33												

Weather / Track : Cloudy / Dry

Snetterton
Circuit Length = 2.9689 miles
Start: 12:41 Flag 12:53 End: 12:55

Results can be found at www.tsl-timing.com

Printed - 12:56 Saturday, 28 May 2016

CHILTON MOTORS LTD
MZ CHAMPIONSHIP

BMCRC - MRO Championships 2016 - Rnd 4 @ Snetterton 300

Chilton Motors BMZRC 250 MZ

RACE 14 - CLASSIFICATION

POS	NO	CL	PIC	NAME	ENTRY	LAPS	TIME	GAP	DIFF	MPH	BEST	ON
1	**95**		1	Chris ROGERS	MZ - CB Racing	**5**	12:02.439			73.97	**2:22.560**	5
2	**75**		2	Peter WOODALL	MZ - Core Projects Ltd	**5**	12:18.443	**16.004**	16.004	72.36	**2:24.984**	2
3	**85**		3	Andrew WALES	MZ - Illuminated Design LTD	**5**	12:22.882	**20.443**	4.439	71.93	**2:27.214**	2
4	**33**		4	Greg WRIGHT	MZ - Neos-IT	**5**	12:23.021	**20.582**	0.139	71.92	**2:27.142**	2
5	**44**		5	Robert DESSOY	MZ - Dessoy Racing	**5**	12:30.513	**28.074**	7.492	71.20	**2:26.818**	2
6	**96**		6	Chris KENT	MZ -	**5**	12:32.639	**30.200**	2.126	71.00	**2:27.849**	5
7	**62**		7	Nicholas BETTRIDGE	MZ - Kaaden tuning	**5**	12:35.450	**33.011**	2.811	70.73	**2:29.529**	5
8	**22**		8	Simon FINCH	MZ - The Bayard Partnership, ASK Plumbing & Hea	**5**	12:37.956	**35.517**	2.506	70.50	**2:29.356**	2
9	**114**		9	Ryan ANDERSON	MZ - Dean Carpentry	**5**	12:49.513	**47.074**	11.557	69.44	**2:29.756**	3
10	**43**		10	Daniel BARFORD	MZ - Aspire classics / Kaaden tuning	**5**	13:01.530	**59.091**	12.017	68.37	**2:34.128**	3
11	**9**		11	Gary HOWLETT	MZ - HS Racing	**5**	13:07.199	**1:04.760**	5.669	67.88	**2:32.617**	5
12	**5**		12	Garry SAMETT	MZ - smallmouse	**5**	13:13.885	**1:11.446**	6.686	67.31	**2:34.743**	4
13	**63**	R	1	Keith BADGER	MZ -	**5**	13:14.191	**1:11.752**	0.306	67.28	**2:34.275**	4
14	**65**		13	Konrad BREESE	MZ -	**5**	13:28.622	**1:26.183**	14.431	66.08	**2:36.991**	5
15	**45**		14	Charlotte MORTON	MZ -	**5**	13:30.758	**1:28.319**	2.136	65.91	**2:39.205**	3
16	**20**		15	Chris WATSON	MZ - Expert Locksmiths Medway	**5**	13:33.547	**1:31.108**	2.789	65.68	**2:37.695**	3
17	**38**		16	Chris PETTET	MZ -	**5**	13:46.711	**1:44.272**	13.164	64.64	**2:41.310**	5
18	**23**	R	2	Brian SKINNER	MZ - ASK Plumbing & Heating Centre Ltd	**5**	13:58.053	**1:55.614**	11.342	63.76	**2:43.499**	2
19	**31**		17	David BIGNELL	MZ -	**5**	14:03.672	**2:01.233**	5.619	63.34	**2:46.770**	3
20	**72**		18	Jack COX	MZ - New Street Motorcycles	**5**	14:04.310	**2:01.871**	0.638	63.29	**2:42.792**	5
21	**17**		19	David PATERSON	MZ - Arnold Self Drive	**5**	14:10.450	**2:08.011**	6.140	62.83	**2:47.231**	4
22	**19**		20	Dave HIGGINS	MZ -	**5**	14:48.593	**2:46.154**	38.143	60.14	**2:54.169**	5
23	**51**	R	3	Graham TOWLER	MZ - Rikko racing	**5**	15:00.763	**2:58.324**	12.170	59.32	**2:57.137**	3
24	**25**	R	4	Chris CHADDERTON	MZ -	**4**	12:55.940	**1 Lap**	1 Lap	55.09	**3:11.718**	4
25	**26**	R	5	Andy HOWLETT	MZ - tony holmshaw hs racing	**4**	13:26.000	**1 Lap**	30.060	53.04	**3:16.233**	3
					NOT CLASSIFIED							
DNF	**90**			Peter THORNE	MZ - Aspire Classic Restorations	**2**	5:15.436	**3 Laps**	2 Laps	67.76	**2:34.007**	2
DNF	**30**			Malcolm HOWELL	MZ -	**2**	5:45.936	**3 Laps**	30.500	61.79	**2:48.279**	2
DNF	**66**			Mark VINCENT	MZ - Putoline	**1**	2:46.388	**4 Laps**	1 Lap	64.23	**2:46.388**	1
DNF	**36**			Joe BALDRY	MZ -	**0**						
DNF	**13**	R		Ben HAWES	MZ -	**0**						
DNF	**4**			Richard HALL	MZ -	**0**						
DNF	**15**			Andy MOFFAT	MZ - gills office	**0**						
					FASTEST LAP							
	95			Chris ROGERS	MZ - CB Racing	**5**	2:22.560	74.97 mph		120.65 kph		
	63	R		Keith BADGER	MZ -	**4**	2:34.275	69.27 mph		111.49 kph		

Class - 90% of Race Speed = 66.57 mph
Class R - 90% of Race Speed = 60.55 mph

Snetterton
Circuit Length = 2.9689 miles
Start: 16:33 Flag 16:45 End: 16:48

Weather / Track : Cloudy / Dry
These results are provisional until the conclusion of any judicial and technical matters.

Clerk Of Course :		Timekeeper :

Results can be found at www.tsl-timing.com

Printed - 16:51 Saturday, 28 May 2016

TSL SPORTS TIMING TIMING SOLUTIONS LTD

BMCRC - MRO Championships 2016 - Rnd 4 @ Snetterton 300

Chilton Motors BMZRC 250 MZ

RACE 14 - LAP CHART

LAP 1		@ 16:36:10.301	LAP 2		@ 16:38:34.148	LAP 3		@ 16:40:57.706	LAP 4		@ 16:43:21.244	LAP 5		@ 16:45:43.804
NO	BEHIND	LAP TIME	NO	BEHIND	LAP TIME	NO	BEHIND	LAP TIME	NO	BEHIND	LAP TIME	NO	BEHIND	LAP TIME
95		2:28.936	**95**		2:23.847	**95**		2:23.558	**95**		2:23.538	**95**		2:22.560
75	2.267	2:31.203	**75**	3.404	2:24.984	**75**	6.178	2:26.332	**25**	1 Lap	3:13.235	**75**	16.004	2:27.918
33	3.494	2:32.430	**33**	6.789	2:27.142	**85**	11.113	2:27.662	**75**	10.646	2:28.006	**85**	20.443	2:27.346
85	3.642	2:32.578	**85**	7.009	2:27.214	**33**	11.159	2:27.928	**85**	15.657	2:28.082	**33**	20.582	2:27.402
44	5.886	2:34.822	**44**	8.857	2:26.818	**44**	14.635	2:29.336	**33**	15.740	2:28.119	**44**	28.074	2:30.010
96	6.860	2:35.796	**96**	12.658	2:29.645	**22**	18.958	2:29.775	**44**	20.624	2:29.527	**96**	30.200	2:27.849
62	6.943	2:35.879	**22**	12.741	2:29.356	**96**	19.571	2:30.471	**96**	24.911	2:28.878	**62**	33.011	2:29.529
22	7.232	2:36.168	**62**	13.588	2:30.492	**62**	20.024	2:29.994	**26**	1 Lap	3:16.233	**22**	35.517	2:32.472
114	10.378	2:39.314	**114**	18.722	2:32.191	**114**	24.920	2:29.756	**22**	25.605	2:30.185	**114**	47.074	2:35.549
90	12.493	2:41.429	**90**	22.653	2:34.007	**43**	35.359	2:34.128	**62**	26.042	2:29.556	**25**	1 Lap	3:11.718
43	14.053	2:42.989	**43**	24.789	2:34.583	**9**	45.005	2:35.419	**114**	34.085	2:32.703	**43**	59.091	2:34.662
66	17.452	2:46.388	**5**	32.738	2:37.859	**5**	45.638	2:36.458	**43**	46.989	2:35.168	**9**	1:04.760	2:32.617
45	18.075	2:47.011	**9**	33.144	2:37.034	**63**	47.424	2:36.235	**9**	54.703	2:33.236	**5**	1:11.446	2:37.163
63	18.681	2:47.617	**45**	34.311	2:40.083	**45**	49.958	2:39.205	**5**	56.843	2:34.743	**63**	1:11.752	2:36.151
5	18.726	2:47.662	**63**	34.747	2:39.913	**65**	57.618	2:39.944	**63**	58.161	2:34.275	**26**	1 Lap	3:20.925
9	19.957	2:48.893	**65**	41.232	2:42.667	**20**	1:00.725	2:37.695	**45**	1:08.468	2:42.048	**65**	1:26.183	2:36.991
65	22.412	2:51.348	**23**	43.936	2:43.499	**23**	1:06.387	2:46.009	**65**	1:11.752	2:37.672	**45**	1:28.319	2:42.411
31	23.532	2:52.468	**20**	46.588	2:41.187	**38**	1:06.518	2:42.931	**20**	1:15.783	2:38.596	**20**	1:31.108	2:37.885
23	24.284	2:53.220	**38**	47.145	2:44.446	**31**	1:10.789	2:46.770	**38**	1:25.522	2:42.542	**38**	1:44.272	2:41.310
17	26.085	2:55.021	**31**	47.577	2:47.892	**17**	1:18.744	2:49.706	**23**	1:33.879	2:51.030	**23**	1:55.614	2:44.295
38	26.546	2:55.482	**17**	52.596	2:50.358	**72**	1:19.650	2:49.040	**31**	1:36.521	2:49.270	**31**	2:01.233	2:47.272
72	28.699	2:57.635	**30**	53.153	2:48.279	**19**	1:42.965	2:55.590	**72**	1:41.639	2:45.527	**72**	2:01.871	2:42.792
30	28.721	2:57.657	**72**	54.168	2:49.316	**51**	1:43.762	2:57.137	**17**	1:42.437	2:47.231	**17**	2:08.011	2:48.134
20	29.248	2:58.184	**51**	1:10.183	2:58.546				**19**	2:14.545	2:55.118	**19**	2:46.154	2:54.169
51	35.484	3:04.420	**19**	1:10.933	2:56.214				**51**	2:17.844	2:57.620	**51**	2:58.324	3:03.040
19	38.566	3:07.502	**25**	1:38.204	3:15.517									
25	46.534	3:15.470	**26**	1:56.059	3:19.083									
26	1:00.823	3:29.759												

Weather / Track : Cloudy / Dry

Snetterton
Circuit Length = 2.9689 miles
Start: 16:33 Flag 16:45 End: 16:48

Results can be found at www.tsl-timing.com

Printed - 16:51 Saturday, 28 May 2016

BMCRC - MRO Championships 2016 - Rnd 4 @ Snetterton 300

Chilton Motors BMZRC 250 MZ

RACE 14 - SECTOR ANALYSIS

SECTOR 1 = FL to I1, SECTOR 2 = I1 to FL, DIFF = Difference To Personal Best Lap

P1 95 Chris ROGERS MZ - CB Racing

IDEAL LAP TIME : 2:22.560 BEST LAP TIME : 2:22.560 DIFFERENCE : 0.000

LAP	SECTOR 1	SECTOR 2	LAP TIME		MPH	DIFF	TIME OF DAY
1 -		46.778	2:28.936		71.76	6.376	16:36:10.301
2 -	1:36.993	46.854	2:23.847		74.30	1.287	16:38:34.148
3 -	1:36.312	47.246	2:23.558	(3)	74.45	0.998	16:40:57.706
4 -	1:36.657	46.881	2:23.538	(2)	74.46	0.978	16:43:21.244
5 -	***1:36.222***	***46.338***	***2:22.560***	**(1)**	***74.97***		***16:45:43.804***

P2 75 Peter WOODALL MZ - Core Projects Ltd

IDEAL LAP TIME : 2:24.749 BEST LAP TIME : 2:24.984 DIFFERENCE : 0.235

LAP	SECTOR 1	SECTOR 2	LAP TIME		MPH	DIFF	TIME OF DAY
1 -		***47.106***	2:31.203		70.68	6.219	16:36:12.568
2 -	***1:37.643***	47.341	***2:24.984***	**(1)**	***73.71***		***16:38:37.552***
3 -	1:38.243	48.089	2:26.332	(2)	73.03	1.348	16:41:03.884
4 -	1:39.260	48.746	2:28.006		72.21	3.022	16:43:31.890
5 -	1:39.418	48.500	2:27.918	(3)	72.25	2.934	16:45:59.808

P3 85 Andrew WALES MZ - Illuminated Design LTD

IDEAL LAP TIME : 2:27.206 BEST LAP TIME : 2:27.214 DIFFERENCE : 0.008

LAP	SECTOR 1	SECTOR 2	LAP TIME		MPH	DIFF	TIME OF DAY
1 -		***47.809***	2:32.578		70.04	5.364	16:36:13.943
2 -	***1:39.397***	47.817	***2:27.214***	**(1)**	***72.60***		***16:38:41.157***
3 -	1:39.446	48.216	2:27.662	(3)	72.38	0.448	16:41:08.819
4 -	1:39.702	48.380	2:28.082		72.17	0.868	16:43:36.901
5 -	1:39.537	***47.809***	2:27.346	(2)	72.53	0.132	16:46:04.247

P4 33 Greg WRIGHT MZ - Neos-IT

IDEAL LAP TIME : 2:26.519 BEST LAP TIME : 2:27.142 DIFFERENCE : 0.623

LAP	SECTOR 1	SECTOR 2	LAP TIME		MPH	DIFF	TIME OF DAY
1 -		48.208	2:32.430		70.11	5.288	16:36:13.795
2 -	1:39.234	***47.908***	***2:27.142***	**(1)**	***72.63***		***16:38:40.937***
3 -	1:39.699	48.229	2:27.928	(3)	72.25	0.786	16:41:08.865
4 -	***1:38.611***	49.508	2:28.119		72.15	0.977	16:43:36.984
5 -	1:39.421	47.981	2:27.402	(2)	72.50	0.260	16:46:04.386

P5 44 Robert DESSOY MZ - Dessoy Racing

IDEAL LAP TIME : 2:26.731 BEST LAP TIME : 2:26.818 DIFFERENCE : 0.087

LAP	SECTOR 1	SECTOR 2	LAP TIME		MPH	DIFF	TIME OF DAY
1 -		***48.013***	2:34.822		69.03	8.004	16:36:16.187
2 -	***1:38.718***	48.100	***2:26.818***	**(1)**	***72.79***		***16:38:43.005***
3 -	1:39.308	50.028	2:29.336	(2)	71.57	2.518	16:41:12.341
4 -	1:40.183	49.344	2:29.527	(3)	71.47	2.709	16:43:41.868
5 -	1:40.923	49.087	2:30.010		71.24	3.192	16:46:11.878

P6 96 Chris KENT MZ -

IDEAL LAP TIME : 2:27.849 BEST LAP TIME : 2:27.849 DIFFERENCE : 0.000

LAP	SECTOR 1	SECTOR 2	LAP TIME		MPH	DIFF	TIME OF DAY
1 -		48.854	2:35.796		68.60	7.947	16:36:17.161
2 -	1:40.671	48.974	2:29.645	(3)	71.42	1.796	16:38:46.806
3 -	1:41.426	49.045	2:30.471		71.03	2.622	16:41:17.277
4 -	1:39.932	48.946	2:28.878	(2)	71.79	1.029	16:43:46.155
5 -	***1:39.663***	***48.186***	***2:27.849***	**(1)**	***72.29***		***16:46:14.004***

P7 62 Nicholas BETTRIDGE MZ - Kaaden tuning

IDEAL LAP TIME : 2:28.404 BEST LAP TIME : 2:29.529 DIFFERENCE : 1.125

LAP	SECTOR 1	SECTOR 2	LAP TIME	MPH	DIFF	TIME OF DAY

Weather / Track : Cloudy / Dry

Snetterton
Circuit Length = 2.9689 miles
Start: 16:33 Flag 16:45 End: 16:48

BMCRC - MRO Championships 2016 - Rnd 4 @ Snetterton 300

Chilton Motors BMZRC 250 MZ

RACE 14 - SECTOR ANALYSIS

SECTOR 1 = FL to I1, SECTOR 2 = I1 to FL, DIFF = Difference To Personal Best Lap

1 -		***49.043***	2:35.879		68.56	6.350	16:36:17.244
2 -	1:40.696	49.796	2:30.492		71.02	0.963	16:38:47.736
3 -	1:40.537	49.457	2:29.994	**(3)**	71.25	0.465	16:41:17.730
4 -	***1:39.361***	50.195	2:29.556	**(2)**	71.46	0.027	16:43:47.286
5 -	1:40.145	49.384	***2:29.529***	**(1)**	***71.47***		***16:46:16.815***

P8 22 Simon FINCH MZ - The Bayard Partnership, ASK Plumbing & Heating

IDEAL LAP TIME : 2:28.852 BEST LAP TIME : 2:29.356 DIFFERENCE : 0.504

LAP	SECTOR 1	SECTOR 2	LAP TIME		MPH	DIFF	TIME OF DAY
1 -		48.877	2:36.168		68.43	6.812	16:36:17.533
2 -	***1:40.357***	48.999	***2:29.356***	**(1)**	***71.56***		***16:38:46.889***
3 -	1:41.280	***48.495***	2:29.775	**(2)**	71.36	0.419	16:41:16.664
4 -	1:40.908	49.277	2:30.185	**(3)**	71.16	0.829	16:43:46.849
5 -	1:43.214	49.258	2:32.472		70.09	3.116	16:46:19.321

P9 114 Ryan ANDERSON MZ - Dean Carpentry

IDEAL LAP TIME : 2:29.280 BEST LAP TIME : 2:29.756 DIFFERENCE : 0.476

LAP	SECTOR 1	SECTOR 2	LAP TIME		MPH	DIFF	TIME OF DAY
1 -		49.535	2:39.314		67.08	9.558	16:36:20.679
2 -	1:42.883	***49.308***	2:32.191	**(2)**	70.22	2.435	16:38:52.870
3 -	***1:39.972***	49.784	***2:29.756***	**(1)**	***71.36***		***16:41:22.626***
4 -	1:42.497	50.206	2:32.703	**(3)**	69.99	2.947	16:43:55.329
5 -	1:42.691	52.858	2:35.549		68.71	5.793	16:46:30.878

P10 43 Daniel BARFORD MZ - Aspire classics / Kaaden tuning

IDEAL LAP TIME : 2:33.945 BEST LAP TIME : 2:34.128 DIFFERENCE : 0.183

LAP	SECTOR 1	SECTOR 2	LAP TIME		MPH	DIFF	TIME OF DAY
1 -		50.379	2:42.989		65.57	8.861	16:36:24.354
2 -	1:44.455	***50.128***	2:34.583	**(2)**	69.14	0.455	16:38:58.937
3 -	***1:43.817***	50.311	***2:34.128***	**(1)**	***69.34***		***16:41:33.065***
4 -	1:44.564	50.604	2:35.168		68.88	1.040	16:44:08.233
5 -	1:44.305	50.357	2:34.662	**(3)**	69.10	0.534	16:46:42.895

P11 9 Gary HOWLETT MZ - HS Racing

IDEAL LAP TIME : 2:32.218 BEST LAP TIME : 2:32.617 DIFFERENCE : 0.399

LAP	SECTOR 1	SECTOR 2	LAP TIME		MPH	DIFF	TIME OF DAY
1 -		51.204	2:48.893		63.28	16.276	16:36:30.258
2 -	1:46.241	50.793	2:37.034		68.06	4.417	16:39:07.292
3 -	1:44.896	50.523	2:35.419	**(3)**	68.76	2.802	16:41:42.711
4 -	1:43.344	***49.892***	2:33.236	**(2)**	69.74	0.619	16:44:15.947
5 -	***1:42.326***	50.291	***2:32.617***	**(1)**	***70.03***		***16:46:48.564***

P12 5 Garry SAMETT MZ - smallmouse

IDEAL LAP TIME : 2:34.743 BEST LAP TIME : 2:34.743 DIFFERENCE : 0.000

LAP	SECTOR 1	SECTOR 2	LAP TIME		MPH	DIFF	TIME OF DAY
1 -		51.156	2:47.662		63.74	12.919	16:36:29.027
2 -	1:46.224	51.635	2:37.859		67.70	3.116	16:39:06.886
3 -	1:45.270	51.188	2:36.458	**(2)**	68.31	1.715	16:41:43.344
4 -	***1:43.766***	***50.977***	***2:34.743***	**(1)**	***69.06***		***16:44:18.087***
5 -	1:45.096	52.067	2:37.163	**(3)**	68.00	2.420	16:46:55.250

P13 63 R Keith BADGER MZ -

IDEAL LAP TIME : 2:34.275 BEST LAP TIME : 2:34.275 DIFFERENCE : 0.000

LAP	SECTOR 1	SECTOR 2	LAP TIME		MPH	DIFF	TIME OF DAY
1 -		52.858	2:47.617		63.76	13.342	16:36:28.982
2 -	1:47.694	52.219	2:39.913		66.83	5.638	16:39:08.895
3 -	1:45.667	50.568	2:36.235	**(3)**	68.41	1.960	16:41:45.130
4 -	***1:44.053***	***50.222***	***2:34.275***	**(1)**	***69.27***		***16:44:19.405***

Weather / Track : Cloudy / Dry

Snetterton
Circuit Length = 2.9689 miles
Start: 16:33 Flag 16:45 End: 16:48

BMCRC - MRO Championships 2016 - Rnd 4 @ Snetterton 300

Chilton Motors BMZRC 250 MZ

RACE 14 - SECTOR ANALYSIS

SECTOR 1 = FL to I1, SECTOR 2 = I1 to FL, DIFF = Difference To Personal Best Lap

5 -	1:44.512	51.639	2:36.151	(2)	68.44	1.876	16:46:55.556

P14 65 Konrad BREESE MZ -

IDEAL LAP TIME : 2:36.935 BEST LAP TIME : 2:36.991 DIFFERENCE : 0.056

LAP	SECTOR 1	SECTOR 2	LAP TIME		MPH	DIFF	TIME OF DAY
1 -		51.981	2:51.348		62.37	14.357	16:36:32.713
2 -	1:49.096	53.571	2:42.667		65.70	5.676	16:39:15.380
3 -	1:48.290	51.654	2:39.944	(3)	66.82	2.953	16:41:55.324
4 -	1:46.350	***51.322***	2:37.672	(2)	67.78	0.681	16:44:32.996
5 -	***1:45.613***	51.378	***2:36.991***	**(1)**	***68.08***		***16:47:09.987***

P15 45 Charlotte MORTON MZ -

IDEAL LAP TIME : 2:38.899 BEST LAP TIME : 2:39.205 DIFFERENCE : 0.306

LAP	SECTOR 1	SECTOR 2	LAP TIME		MPH	DIFF	TIME OF DAY
1 -		52.844	2:47.011		63.99	7.806	16:36:28.376
2 -	1:48.029	***52.054***	2:40.083	(2)	66.76	0.878	16:39:08.459
3 -	***1:46.845***	52.360	***2:39.205***	**(1)**	***67.13***		***16:41:47.664***
4 -	1:48.122	53.926	2:42.048	(3)	65.95	2.843	16:44:29.712
5 -	1:48.838	53.573	2:42.411		65.80	3.206	16:47:12.123

P16 20 Chris WATSON MZ - Expert Locksmiths Medway

IDEAL LAP TIME : 2:37.647 BEST LAP TIME : 2:37.695 DIFFERENCE : 0.048

LAP	SECTOR 1	SECTOR 2	LAP TIME		MPH	DIFF	TIME OF DAY
1 -		51.923	2:58.184		59.98	20.489	16:36:39.549
2 -	1:49.271	***51.916***	2:41.187		66.30	3.492	16:39:20.736
3 -	***1:45.731***	51.964	***2:37.695***	**(1)**	***67.77***		***16:41:58.431***
4 -	1:45.857	52.739	2:38.596	(3)	67.39	0.901	16:44:37.027
5 -	1:45.747	52.138	2:37.885	(2)	67.69	0.190	16:47:14.912

P17 38 Chris PETTET MZ -

IDEAL LAP TIME : 2:41.310 BEST LAP TIME : 2:41.310 DIFFERENCE : 0.000

LAP	SECTOR 1	SECTOR 2	LAP TIME		MPH	DIFF	TIME OF DAY
1 -		55.664	2:55.482		60.90	14.172	16:36:36.847
2 -	1:49.125	55.321	2:44.446		64.99	3.136	16:39:21.293
3 -	1:47.604	55.327	2:42.931	(3)	65.59	1.621	16:42:04.224
4 -	1:47.854	54.688	2:42.542	(2)	65.75	1.232	16:44:46.766
5 -	***1:47.120***	***54.190***	***2:41.310***	**(1)**	***66.25***		***16:47:28.076***

P18 23 R Brian SKINNER MZ - ASK Plumbing & Heating Centre Ltd

IDEAL LAP TIME : 2:42.730 BEST LAP TIME : 2:43.499 DIFFERENCE : 0.769

LAP	SECTOR 1	SECTOR 2	LAP TIME		MPH	DIFF	TIME OF DAY
1 -		54.531	2:53.220		61.70	9.721	16:36:34.585
2 -	1:49.971	***53.528***	***2:43.499***	**(1)**	***65.37***		***16:39:18.084***
3 -	***1:49.202***	56.807	2:46.009	(3)	64.38	2.510	16:42:04.093
4 -	1:54.929	56.101	2:51.030		62.49	7.531	16:44:55.123
5 -	1:50.461	53.834	2:44.295	(2)	65.05	0.796	16:47:39.418

P19 31 David BIGNELL MZ -

IDEAL LAP TIME : 2:44.982 BEST LAP TIME : 2:46.770 DIFFERENCE : 1.788

LAP	SECTOR 1	SECTOR 2	LAP TIME		MPH	DIFF	TIME OF DAY
1 -		***53.938***	2:52.468		61.97	5.698	16:36:33.833
2 -	1:52.097	55.795	2:47.892	(3)	63.66	1.122	16:39:21.725
3 -	***1:51.044***	55.726	***2:46.770***	**(1)**	***64.08***		***16:42:08.495***
4 -	1:54.242	55.028	2:49.270		63.14	2.500	16:44:57.765
5 -	1:51.980	55.292	2:47.272	(2)	63.89	0.502	16:47:45.037

Weather / Track : Cloudy / Dry

Snetterton
Circuit Length = 2.9689 miles
Start: 16:33 Flag 16:45 End: 16:48

BMCRC - MRO Championships 2016 - Rnd 4 @ Snetterton 300

Chilton Motors BMZRC 250 MZ

RACE 14 - SECTOR ANALYSIS

SECTOR 1 = FL to I1, SECTOR 2 = I1 to FL, DIFF = Difference To Personal Best Lap

P20 72 Jack COX MZ - New Street Motorcycles

IDEAL LAP TIME : 2:42.239 BEST LAP TIME : 2:42.792 DIFFERENCE : 0.553

LAP	SECTOR 1	SECTOR 2	LAP TIME	MPH	DIFF	TIME OF DAY
1 -		56.157	2:57.635	60.16	14.843	16:36:39.000
2 -	1:52.895	56.421	2:49.316	63.12	6.524	16:39:28.316
3 -	1:52.718	56.322	2:49.040 **(3)**	63.22	6.248	16:42:17.356
4 -	1:51.791	***53.736***	2:45.527 **(2)**	64.57	2.735	16:45:02.883
5 -	***1:48.503***	54.289	***2:42.792*** **(1)**	***65.65***		***16:47:45.675***

P21 17 David PATERSON MZ - Arnold Self Drive

IDEAL LAP TIME : 2:46.791 BEST LAP TIME : 2:47.231 DIFFERENCE : 0.440

LAP	SECTOR 1	SECTOR 2	LAP TIME	MPH	DIFF	TIME OF DAY
1 -		55.499	2:55.021	61.06	7.790	16:36:36.386
2 -	1:54.103	56.255	2:50.358	62.73	3.127	16:39:26.744
3 -	1:53.676	56.030	2:49.706 **(3)**	62.97	2.475	16:42:16.450
4 -	1:52.743	***54.488***	***2:47.231*** **(1)**	***63.91***		***16:45:03.681***
5 -	***1:52.303***	55.831	2:48.134 **(2)**	63.56	0.903	16:47:51.815

P22 19 Dave HIGGINS MZ -

IDEAL LAP TIME : 2:54.046 BEST LAP TIME : 2:54.169 DIFFERENCE : 0.123

LAP	SECTOR 1	SECTOR 2	LAP TIME	MPH	DIFF	TIME OF DAY
1 -		59.360	3:07.502	57.00	13.333	16:36:48.867
2 -	1:57.540	58.674	2:56.214	60.65	2.045	16:39:45.081
3 -	1:57.754	***57.836***	2:55.590 **(3)**	60.86	1.421	16:42:40.671
4 -	1:57.087	58.031	2:55.118 **(2)**	61.03	0.949	16:45:35.789
5 -	***1:56.210***	57.959	***2:54.169*** **(1)**	***61.36***		***16:48:29.958***

P23 51 R Graham TOWLER MZ - Rikko racing

IDEAL LAP TIME : 2:55.667 BEST LAP TIME : 2:57.137 DIFFERENCE : 1.470

LAP	SECTOR 1	SECTOR 2	LAP TIME	MPH	DIFF	TIME OF DAY
1 -		***57.888***	3:04.420	57.95	7.283	16:36:45.785
2 -	1:58.754	59.792	2:58.546 **(3)**	59.86	1.409	16:39:44.331
3 -	***1:57.779***	59.358	***2:57.137*** **(1)**	***60.33***		***16:42:41.468***
4 -	1:59.076	58.544	2:57.620 **(2)**	60.17	0.483	16:45:39.088
5 -	2:01.434	1:01.606	3:03.040	58.39	5.903	16:48:42.128

P24 25 R Chris CHADDERTON MZ -

IDEAL LAP TIME : 3:10.062 BEST LAP TIME : 3:11.718 DIFFERENCE : 1.656

LAP	SECTOR 1	SECTOR 2	LAP TIME	MPH	DIFF	TIME OF DAY
1 -		***1:03.357***	3:15.470 **(3)**	54.67	3.752	16:36:56.835
2 -	2:10.521	1:04.996	3:15.517	54.66	3.799	16:40:12.352
3 -	2:09.120	1:04.115	3:13.235 **(2)**	55.31	1.517	16:43:25.587
4 -	***2:06.705***	1:05.013	***3:11.718*** **(1)**	***55.74***		***16:46:37.305***

P25 26 R Andy HOWLETT MZ - tony holmshaw hs racing

IDEAL LAP TIME : 3:18.444 BEST LAP TIME : 3:16.233 DIFFERENCE : -2.211

LAP	SECTOR 1	SECTOR 2	LAP TIME	MPH	DIFF	TIME OF DAY
1 -		1:06.814	3:29.759	50.95	13.526	16:37:11.124
2 -	2:14.174	***1:04.909***	3:19.083 **(2)**	53.68	2.850	16:40:30.207
3 -			***3:16.233*** **(1)**	***54.46***		***16:43:46.440***
4 -	***2:13.535***	1:07.390	3:20.925 **(3)**	53.19	4.692	16:47:07.365

P26 90 Peter THORNE MZ - Aspire Classic Restorations

IDEAL LAP TIME : 2:34.007 BEST LAP TIME : 2:34.007 DIFFERENCE : 0.000

LAP	SECTOR 1	SECTOR 2	LAP TIME	MPH	DIFF	TIME OF DAY
1 -		51.061	2:41.429 **(2)**	66.20	7.422	16:36:22.794
2 -	***1:43.563***	***50.444***	***2:34.007*** **(1)**	***69.39***		***16:38:56.801***

Weather / Track : Cloudy / Dry

Snetterton
Circuit Length = 2.9689 miles
Start: 16:33 Flag 16:45 End: 16:48

BMCRC - MRO Championships 2016 - Rnd 4 @ Snetterton 300

Chilton Motors BMZRC 250 MZ

RACE 14 - SECTOR ANALYSIS

SECTOR 1 = FL to I1, SECTOR 2 = I1 to FL, DIFF = Difference To Personal Best Lap

P27 30 Malcolm HOWELL MZ -

IDEAL LAP TIME : 2:47.664 BEST LAP TIME : 2:48.279 DIFFERENCE : 0.615

LAP	SECTOR 1	SECTOR 2	LAP TIME	MPH	DIFF	TIME OF DAY
1 -		***54.944***	2:57.657 **(2)**	60.16	9.378	16:36:39.022
2 -	***1:52.720***	55.559	***2:48.279*** **(1)**	***63.51***		***16:39:27.301***

P28 66 Mark VINCENT MZ - Putoline

IDEAL LAP TIME : BEST LAP TIME : 2:46.388 DIFFERENCE :

LAP	SECTOR 1	SECTOR 2	LAP TIME	MPH	DIFF	TIME OF DAY
1 -		***52.516***	***2:46.388*** **(1)**	***64.23***		***16:36:27.753***

Weather / Track : Cloudy / Dry

Snetterton
Circuit Length = 2.9689 miles
Start: 16:33 Flag 16:45 End: 16:48

BMCRC - MRO Championships 2016 - Rnd 4 @ Snetterton 300

Chilton Motors BMZRC 250 MZ

RACE 14 - BEST SECTORS

SECTOR 1

POS	NO	NAME	TIME
1	95	ROGERS	**1:36.222**
2	75	WOODALL	**1:37.643**
3	33	WRIGHT	**1:38.611**
4	44	DESSOY	**1:38.718**
5	62	BETTRIDGE	**1:39.361**
6	85	WALES	**1:39.397**
7	96	KENT	**1:39.663**
8	114	ANDERSON	**1:39.972**
9	22	FINCH	**1:40.357**
10	9	HOWLETT	**1:42.326**
11	90	THORNE	**1:43.563**
12	5	SAMETT	**1:43.766**
13	43	BARFORD	**1:43.817**
14	63	BADGER	**1:44.053**
15	65	BREESE	**1:45.613**
16	20	WATSON	**1:45.731**
17	45	MORTON	**1:46.845**
18	38	PETTET	**1:47.120**
19	72	COX	**1:48.503**
20	23	SKINNER	**1:49.202**
21	31	BIGNELL	**1:51.044**
22	17	PATERSON	**1:52.303**
23	30	HOWELL	**1:52.720**
24	19	HIGGINS	**1:56.210**
25	51	TOWLER	**1:57.779**
26	25	CHADDERTON	**2:06.705**
27	26	HOWLETT	**2:13.535**
28			
29			
30			
31			
32			

SECTOR 2

NO	NAME	TIME
95	ROGERS	**46.338**
75	WOODALL	**47.106**
85	WALES	**47.809**
33	WRIGHT	**47.908**
44	DESSOY	**48.013**
96	KENT	**48.186**
22	FINCH	**48.495**
62	BETTRIDGE	**49.043**
114	ANDERSON	**49.308**
9	HOWLETT	**49.892**
43	BARFORD	**50.128**
63	BADGER	**50.222**
90	THORNE	**50.444**
5	SAMETT	**50.977**
65	BREESE	**51.322**
20	WATSON	**51.916**
45	MORTON	**52.054**
66	VINCENT	**52.516**
23	SKINNER	**53.528**
72	COX	**53.736**
31	BIGNELL	**53.938**
38	PETTET	**54.190**
17	PATERSON	**54.488**
30	HOWELL	**54.944**
19	HIGGINS	**57.836**
51	TOWLER	**57.888**
25	CHADDERTON	**1:03.357**
26	HOWLETT	**1:04.909**

IDEAL / BEST COMPARISON

		PERFECT LAP	2:22.560		
1	95	ROGERS	2:22.560	2:22.560	0.000
2	75	WOODALL	2:24.749	2:24.984	0.235
3	33	WRIGHT	2:26.519	2:27.142	0.623
4	44	DESSOY	2:26.731	2:26.818	0.087
5	85	WALES	2:27.206	2:27.214	0.008
6	96	KENT	2:27.849	2:27.849	0.000
7	62	BETTRIDGE	2:28.404	2:29.529	1.125
8	22	FINCH	2:28.852	2:29.356	0.504
9	114	ANDERSON	2:29.280	2:29.756	0.476
10	9	HOWLETT	2:32.218	2:32.617	0.399
11	43	BARFORD	2:33.945	2:34.128	0.183
12	90	THORNE	2:34.007	2:34.007	0.000
13	63	BADGER	2:34.275	2:34.275	0.000
14	5	SAMETT	2:34.743	2:34.743	0.000
15	65	BREESE	2:36.935	2:36.991	0.056
16	20	WATSON	2:37.647	2:37.695	0.048
17	45	MORTON	2:38.899	2:39.205	0.306
18	38	PETTET	2:41.310	2:41.310	0.000
19	72	COX	2:42.239	2:42.792	0.553
20	23	SKINNER	2:42.730	2:43.499	0.769
21	31	BIGNELL	2:44.982	2:46.770	1.788
22	17	PATERSON	2:46.791	2:47.231	0.440
23	30	HOWELL	2:47.664	2:48.279	0.615
24	19	HIGGINS	2:54.046	2:54.169	0.123
25	51	TOWLER	2:55.667	2:57.137	1.470
26	25	CHADDERTON	3:10.062	3:11.718	1.656
27	26	HOWLETT	3:18.444	3:16.233	-2.211
28	66	VINCENT		2:46.388	

Weather / Track : Cloudy / Dry

Snetterton
Circuit Length = 2.9689 miles
Start: 16:33 Flag 16:45 End: 16:48

Results can be found at www.tsl-timing.com

Printed - 16:51 Saturday, 28 May 2016

CHILTON MOTORS LTD
MZ CHAMPIONSHIP

BMCRC - MRO Championships 2016 - Rnd 4 @ Snetterton 300

Chilton Motors BMZRC 250 MZ

RACE 4 - CLASSIFICATION

POS	NO	CL	PIC	NAME	ENTRY	LAPS	TIME	GAP	DIFF	MPH	BEST	ON
1	**75**		1	Peter WOODALL	MZ - Core Projects Ltd	**3**	7:17.038			73.36	**2:22.798**	2
2	**33**		2	Greg WRIGHT	MZ - Neos-IT	**3**	7:23.429	**6.391**	6.391	72.30	**2:25.807**	2
3	**44**		3	Robert DESSOY	MZ - Dessoy Racing	**3**	7:24.860	**7.822**	1.431	72.07	**2:25.700**	3
4	**96**		4	Chris KENT	MZ -	**3**	7:28.110	**11.072**	3.250	71.55	**2:27.274**	2
5	**114**		5	Ryan ANDERSON	MZ - Dean Carpentry	**3**	7:37.477	**20.439**	9.367	70.08	**2:29.933**	2
6	**9**		6	Gary HOWLETT	MZ - HS Racing	**3**	7:40.018	**22.980**	2.541	69.70	**2:30.805**	3
7	**65**		7	Konrad BREESE	MZ -	**3**	7:50.382	**33.344**	10.364	68.16	**2:33.629**	2
8	**5**		8	Garry SAMETT	MZ - smallmouse	**3**	7:55.017	**37.979**	4.635	67.50	**2:35.728**	2
9	**23**	R	1	Brian SKINNER	MZ - ASK Plumbing & Heating Centre Ltd	**3**	7:56.546	**39.508**	1.529	67.28	**2:35.418**	2
10	**22**		9	Simon FINCH	MZ - The Bayard Partnership, ASK Plumbing & Hea	**3**	7:56.959	**39.921**	0.413	67.22	**2:31.344**	2
11	**45**		10	Charlotte MORTON	MZ -	**3**	7:57.637	**40.599**	0.678	67.13	**2:35.060**	2
12	**15**		11	Andy MOFFAT	MZ - gills office	**3**	7:59.587	**42.549**	1.950	66.85	**2:37.173**	2
13	**31**		12	David BIGNELL	MZ -	**3**	7:59.837	**42.799**	0.250	66.82	**2:37.235**	3
14	**66**		13	Mark VINCENT	MZ - Putoline	**3**	8:00.564	**43.526**	0.727	66.72	**2:36.451**	3
15	**63**	R	2	Keith BADGER	MZ -	**3**	8:00.646	**43.608**	0.082	66.71	**2:31.938**	2
16	**20**		14	Chris WATSON	MZ - Expert Locksmiths Medway	**3**	8:00.731	**43.693**	0.085	66.69	**2:36.305**	2
17	**3**		15	Max MAUD	MZ -	**3**	8:11.694	**54.656**	10.963	65.21	**2:40.295**	2
18	**17**		16	David PATERSON	MZ - Arnold Self Drive	**3**	8:26.071	**1:09.033**	14.377	63.35	**2:46.642**	2
19	**30**		17	Malcolm HOWELL	MZ -	**3**	8:37.543	**1:20.505**	11.472	61.95	**2:48.137**	2
20	**55**		18	Marek WIECKOWSKI	MZ - BC Racing	**3**	8:48.931	**1:31.893**	11.388	60.62	**2:51.297**	2
21	**19**		19	Dave HIGGINS	MZ -	**3**	8:58.604	**1:41.566**	9.673	59.53	**2:56.399**	2
22	**25**	R	3	Chris CHADDERTON	MZ -	**3**	10:07.335	**2:50.297**	1:08.731	52.79	**3:19.657**	2
				NOT CLASSIFIED								
DNF	**26**	R		Andy HOWLETT	MZ - tony holmshaw hs racing	**2**	6:25.616	**1 Lap**	1 Lap	55.43	**3:10.006**	2
DNF	**38**			Chris PETTET	MZ -	**0**						
DNF	**72**			Jack COX	MZ - New Street Motorcycles	**0**						

FASTEST LAP

75		Peter WOODALL	MZ - Core Projects Ltd	**2**	2:22.798	74.84 mph	120.45 kph
63	R	Keith BADGER	MZ -	**2**	2:31.938	70.34 mph	113.20 kph

Class - 90% of Race Speed = 66.02 mph
Class R - 90% of Race Speed = 60.55 mph

Snetterton
Circuit Length = 2.9689 miles
Start: 11:06 Flag 11:14 End: 11:17

Weather / Track : Cloudy / Dry
These results are provisional until the conclusion of any judicial and technical matters.

Clerk Of Course :		Timekeeper :

Results can be found at www.tsl-timing.com

Printed - 11:18 Sunday, 29 May 2016

TSL SPORTS TIMING TIMING SOLUTIONS LTD

BMCRC - MRO Championships 2016 - Rnd 4 @ Snetterton 300

Chilton Motors BMZRC 250 MZ

RACE 4 - LAP CHART

LAP 1		@ 11:09:30.467	LAP 2		@ 11:11:53.265	LAP 3		@ 11:14:16.787
NO	BEHIND	LAP TIME	NO	BEHIND	LAP TIME	NO	BEHIND	LAP TIME
75		2:30.718	**75**		2:22.798	**75**		2:23.522
33	0.186	2:30.904	**33**	3.195	2:25.807	**33**	6.391	2:26.718
44	1.941	2:32.659	**44**	5.644	2:26.501	**44**	7.822	2:25.700
96	2.284	2:33.002	**96**	6.760	2:27.274	**96**	11.072	2:27.834
114	6.226	2:36.944	**114**	13.361	2:29.933	**114**	20.439	2:30.600
9	7.484	2:38.202	**9**	15.697	2:31.011	**9**	22.980	2:30.805
63	8.285	2:39.003	**63**	17.425	2:31.938	**65**	33.344	2:34.675
65	11.360	2:42.078	**65**	22.191	2:33.629	**5**	37.979	2:35.775
5	12.796	2:43.514	**5**	25.726	2:35.728	**23**	39.508	2:36.230
31	14.028	2:44.746	**23**	26.800	2:35.418	**22**	39.921	2:31.467
15	14.069	2:44.787	**45**	27.347	2:35.060	**45**	40.599	2:36.774
23	14.180	2:44.898	**15**	28.444	2:37.173	**15**	42.549	2:37.627
45	15.085	2:45.803	**31**	29.086	2:37.856	**31**	42.799	2:37.235
20	16.164	2:46.882	**20**	29.671	2:36.305	**66**	43.526	2:36.451
66	16.650	2:47.368	**66**	30.597	2:36.745	**63**	43.608	2:49.705
3	19.079	2:49.797	**22**	31.976	2:31.344	**20**	43.693	2:37.544
17	21.767	2:52.485	**3**	36.576	2:40.295	**3**	54.656	2:41.602
22	23.430	2:54.148	**17**	45.611	2:46.642	**17**	1:09.033	2:46.944
30	29.290	3:00.008	**30**	54.629	2:48.137	**30**	1:20.505	2:49.398
55	32.096	3:02.814	**55**	1:00.595	2:51.297	**55**	1:31.893	2:54.820
19	33.660	3:04.378	**19**	1:07.261	2:56.399	**19**	1:41.566	2:57.827
26	44.892	3:15.610	**26**	1:32.100	3:10.006	**25**	2:50.297	3:23.164
25	53.796	3:24.514	**25**	1:50.655	3:19.657			

Snetterton
Circuit Length = 2.9689 miles
Start: 11:06 Flag 11:14 End: 11:17

Weather / Track : Cloudy / Dry

Results can be found at www.tsl-timing.com

Printed - 11:20 Sunday, 29 May 2016

BMCRC - MRO Championships 2016 - Rnd 4 @ Snetterton 300

Chilton Motors BMZRC 250 MZ

RACE 4 - SECTOR ANALYSIS

SECTOR 1 = FL to I1, SECTOR 2 = I1 to FL, DIFF = Difference To Personal Best Lap

P1 75 Peter WOODALL MZ - Core Projects Ltd

IDEAL LAP TIME : 2:22.798 BEST LAP TIME : 2:22.798 DIFFERENCE : 0.000

LAP	SECTOR 1	SECTOR 2	LAP TIME		MPH	DIFF	TIME OF DAY
1 -		47.167	2:30.718	(3)	70.91	7.920	11:09:30.467
2 -	***1:36.313***	***46.485***	***2:22.798***	**(1)**	***74.84***		***11:11:53.265***
3 -	1:36.498	47.024	2:23.522	(2)	74.46	0.724	11:14:16.787

P2 33 Greg WRIGHT MZ - Neos-IT

IDEAL LAP TIME : 2:25.611 BEST LAP TIME : 2:25.807 DIFFERENCE : 0.196

LAP	SECTOR 1	SECTOR 2	LAP TIME		MPH	DIFF	TIME OF DAY
1 -		***47.329***	2:30.904	(3)	70.82	5.097	11:09:30.653
2 -	***1:38.282***	47.525	***2:25.807***	**(1)**	***73.30***		***11:11:56.460***
3 -	1:39.114	47.604	2:26.718	(2)	72.84	0.911	11:14:23.178

P3 44 Robert DESSOY MZ - Dessoy Racing

IDEAL LAP TIME : 2:25.700 BEST LAP TIME : 2:25.700 DIFFERENCE : 0.000

LAP	SECTOR 1	SECTOR 2	LAP TIME		MPH	DIFF	TIME OF DAY
1 -		47.733	2:32.659	(3)	70.01	6.959	11:09:32.408
2 -	1:38.705	47.796	2:26.501	(2)	72.95	0.801	11:11:58.909
3 -	***1:38.076***	***47.624***	***2:25.700***	**(1)**	***73.35***		***11:14:24.609***

P4 96 Chris KENT MZ -

IDEAL LAP TIME : 2:27.274 BEST LAP TIME : 2:27.274 DIFFERENCE : 0.000

LAP	SECTOR 1	SECTOR 2	LAP TIME		MPH	DIFF	TIME OF DAY
1 -		48.615	2:33.002	(3)	69.85	5.728	11:09:32.751
2 -	***1:39.026***	***48.248***	***2:27.274***	**(1)**	***72.57***		***11:12:00.025***
3 -	1:39.089	48.745	2:27.834	(2)	72.29	0.560	11:14:27.859

P5 114 Ryan ANDERSON MZ - Dean Carpentry

IDEAL LAP TIME : 2:29.933 BEST LAP TIME : 2:29.933 DIFFERENCE : 0.000

LAP	SECTOR 1	SECTOR 2	LAP TIME		MPH	DIFF	TIME OF DAY
1 -		49.616	2:36.944	(3)	68.10	7.011	11:09:36.693
2 -	***1:40.461***	***49.472***	***2:29.933***	**(1)**	***71.28***		***11:12:06.626***
3 -	1:40.760	49.840	2:30.600	(2)	70.96	0.667	11:14:37.226

P6 9 Gary HOWLETT MZ - HS Racing

IDEAL LAP TIME : 2:30.401 BEST LAP TIME : 2:30.805 DIFFERENCE : 0.404

LAP	SECTOR 1	SECTOR 2	LAP TIME		MPH	DIFF	TIME OF DAY
1 -		50.628	2:38.202	(3)	67.55	7.397	11:09:37.951
2 -	1:41.833	***49.178***	2:31.011	(2)	70.77	0.206	11:12:08.962
3 -	***1:41.223***	49.582	***2:30.805***	**(1)**	***70.87***		***11:14:39.767***

P7 65 Konrad BREESE MZ -

IDEAL LAP TIME : 2:33.629 BEST LAP TIME : 2:33.629 DIFFERENCE : 0.000

LAP	SECTOR 1	SECTOR 2	LAP TIME		MPH	DIFF	TIME OF DAY
1 -		50.529	2:42.078	(3)	65.94	8.449	11:09:41.827
2 -	***1:43.858***	***49.771***	***2:33.629***	**(1)**	***69.57***		***11:12:15.456***
3 -	1:44.357	50.318	2:34.675	(2)	69.10	1.046	11:14:50.131

P8 5 Garry SAMETT MZ - smallmouse

IDEAL LAP TIME : 2:35.073 BEST LAP TIME : 2:35.728 DIFFERENCE : 0.655

LAP	SECTOR 1	SECTOR 2	LAP TIME		MPH	DIFF	TIME OF DAY
1 -		***50.747***	2:43.514	(3)	65.36	7.786	11:09:43.263
2 -	***1:44.326***	51.402	***2:35.728***	**(1)**	***68.63***		***11:12:18.991***
3 -	1:44.492	51.283	2:35.775	(2)	68.61	0.047	11:14:54.766

Snetterton
Circuit Length = 2.9689 miles
Start: 11:06 Flag 11:14 End: 11:17

Weather / Track : Cloudy / Dry

BMCRC - MRO Championships 2016 - Rnd 4 @ Snetterton 300

Chilton Motors BMZRC 250 MZ

RACE 4 - SECTOR ANALYSIS

SECTOR 1 = FL to I1, SECTOR 2 = I1 to FL, DIFF = Difference To Personal Best Lap

P9 23 R Brian SKINNER MZ - ASK Plumbing & Heating Centre Ltd

IDEAL LAP TIME : 2:34.577 BEST LAP TIME : 2:35.418 DIFFERENCE : 0.841

LAP	SECTOR 1	SECTOR 2	LAP TIME	MPH	DIFF	TIME OF DAY
1 -		51.132	2:44.898 (3)	64.81	9.480	11:09:44.647
2 -	***1:44.104***	51.314	***2:35.418 (1)***	***68.76***		***11:12:20.065***
3 -	1:45.757	***50.473***	2:36.230 (2)	68.41	0.812	11:14:56.295

P10 22 Simon FINCH MZ - The Bayard Partnership, ASK Plumbing & Heating

IDEAL LAP TIME : 2:29.911 BEST LAP TIME : 2:31.344 DIFFERENCE : 1.433

LAP	SECTOR 1	SECTOR 2	LAP TIME	MPH	DIFF	TIME OF DAY
1 -		1:06.967	2:54.148 (3)	61.37	22.804	11:09:53.897
2 -	1:42.787	***48.557***	***2:31.344 (1)***	***70.62***		***11:12:25.241***
3 -	***1:41.354***	50.113	2:31.467 (2)	70.56	0.123	11:14:56.708

P11 45 Charlotte MORTON MZ -

IDEAL LAP TIME : 2:35.060 BEST LAP TIME : 2:35.060 DIFFERENCE : 0.000

LAP	SECTOR 1	SECTOR 2	LAP TIME	MPH	DIFF	TIME OF DAY
1 -		52.078	2:45.803 (3)	64.46	10.743	11:09:45.552
2 -	***1:44.012***	***51.048***	***2:35.060 (1)***	***68.92***		***11:12:20.612***
3 -	1:45.218	51.556	2:36.774 (2)	68.17	1.714	11:14:57.386

P12 15 Andy MOFFAT MZ - gills office

IDEAL LAP TIME : 2:35.870 BEST LAP TIME : 2:37.173 DIFFERENCE : 1.303

LAP	SECTOR 1	SECTOR 2	LAP TIME	MPH	DIFF	TIME OF DAY
1 -		***51.209***	2:44.787 (3)	64.85	7.614	11:09:44.536
2 -	1:45.731	51.442	***2:37.173 (1)***	***68.00***		***11:12:21.709***
3 -	***1:44.661***	52.966	2:37.627 (2)	67.80	0.454	11:14:59.336

P13 31 David BIGNELL MZ -

IDEAL LAP TIME : 2:36.737 BEST LAP TIME : 2:37.235 DIFFERENCE : 0.498

LAP	SECTOR 1	SECTOR 2	LAP TIME	MPH	DIFF	TIME OF DAY
1 -		51.710	2:44.746 (3)	64.87	7.511	11:09:44.495
2 -	1:46.825	***51.031***	2:37.856 (2)	67.70	0.621	11:12:22.351
3 -	***1:45.706***	51.529	***2:37.235 (1)***	***67.97***		***11:14:59.586***

P14 66 Mark VINCENT MZ - Putoline

IDEAL LAP TIME : 2:35.570 BEST LAP TIME : 2:36.451 DIFFERENCE : 0.881

LAP	SECTOR 1	SECTOR 2	LAP TIME	MPH	DIFF	TIME OF DAY
1 -		51.359	2:47.368 (3)	63.85	10.917	11:09:47.117
2 -	1:45.871	***50.874***	2:36.745 (2)	68.18	0.294	11:12:23.862
3 -	***1:44.696***	51.755	***2:36.451 (1)***	***68.31***		***11:15:00.313***

P15 63 R Keith BADGER MZ -

IDEAL LAP TIME : 2:31.938 BEST LAP TIME : 2:31.938 DIFFERENCE : 0.000

LAP	SECTOR 1	SECTOR 2	LAP TIME	MPH	DIFF	TIME OF DAY
1 -		49.826	2:39.003 (2)	67.21	7.065	11:09:38.752
2 -	***1:42.469***	***49.469***	***2:31.938 (1)***	***70.34***		***11:12:10.690***
3 -	1:44.027	1:05.678	2:49.705 (3)	62.98	17.767	11:15:00.395

P16 20 Chris WATSON MZ - Expert Locksmiths Medway

IDEAL LAP TIME : 2:36.213 BEST LAP TIME : 2:36.305 DIFFERENCE : 0.092

LAP	SECTOR 1	SECTOR 2	LAP TIME	MPH	DIFF	TIME OF DAY
1 -		51.950	2:46.882 (3)	64.04	10.577	11:09:46.631
2 -	1:45.686	***50.619***	***2:36.305 (1)***	***68.37***		***11:12:22.936***
3 -	***1:45.594***	51.950	2:37.544 (2)	67.84	1.239	11:15:00.480

Weather / Track : Cloudy / Dry

Snetterton
Circuit Length = 2.9689 miles
Start: 11:06 Flag 11:14 End: 11:17

BMCRC - MRO Championships 2016 - Rnd 4 @ Snetterton 300

Chilton Motors BMZRC 250 MZ

RACE 4 - SECTOR ANALYSIS

SECTOR 1 = FL to I1, SECTOR 2 = I1 to FL, DIFF = Difference To Personal Best Lap

P17 3 Max MAUD MZ -

IDEAL LAP TIME : 2:40.088 BEST LAP TIME : 2:40.295 DIFFERENCE : 0.207

LAP	SECTOR 1	SECTOR 2	LAP TIME	MPH	DIFF	TIME OF DAY
1 -		***52.168***	2:49.797 **(3)**	62.94	9.502	11:09:49.546
2 -	***1:47.920***	52.375	***2:40.295*** **(1)**	***66.67***		***11:12:29.841***
3 -	1:47.991	53.611	2:41.602 **(2)**	66.13	1.307	11:15:11.443

P18 17 David PATERSON MZ - Arnold Self Drive

IDEAL LAP TIME : 2:45.375 BEST LAP TIME : 2:46.642 DIFFERENCE : 1.267

LAP	SECTOR 1	SECTOR 2	LAP TIME	MPH	DIFF	TIME OF DAY
1 -		***54.751***	2:52.485 **(3)**	61.96	5.843	11:09:52.234
2 -	***1:50.624***	56.018	***2:46.642*** **(1)**	***64.13***		***11:12:38.876***
3 -	1:51.122	55.822	2:46.944 **(2)**	64.02	0.302	11:15:25.820

P19 30 Malcolm HOWELL MZ -

IDEAL LAP TIME : 2:48.137 BEST LAP TIME : 2:48.137 DIFFERENCE : 0.000

LAP	SECTOR 1	SECTOR 2	LAP TIME	MPH	DIFF	TIME OF DAY
1 -		56.689	3:00.008 **(3)**	59.37	11.871	11:09:59.757
2 -	***1:52.929***	***55.208***	***2:48.137*** **(1)**	***63.56***		***11:12:47.894***
3 -	1:53.740	55.658	2:49.398 **(2)**	63.09	1.261	11:15:37.292

P20 55 Marek WIECKOWSKI MZ - BC Racing

IDEAL LAP TIME : 2:50.990 BEST LAP TIME : 2:51.297 DIFFERENCE : 0.307

LAP	SECTOR 1	SECTOR 2	LAP TIME	MPH	DIFF	TIME OF DAY
1 -		***56.569***	3:02.814 **(3)**	58.46	11.517	11:10:02.563
2 -	***1:54.421***	56.876	***2:51.297*** **(1)**	***62.39***		***11:12:53.860***
3 -	1:57.164	57.656	2:54.820 **(2)**	61.13	3.523	11:15:48.680

P21 19 Dave HIGGINS MZ -

IDEAL LAP TIME : 2:56.399 BEST LAP TIME : 2:56.399 DIFFERENCE : 0.000

LAP	SECTOR 1	SECTOR 2	LAP TIME	MPH	DIFF	TIME OF DAY
1 -		58.364	3:04.378 **(3)**	57.96	7.979	11:10:04.127
2 -	***1:58.450***	***57.949***	***2:56.399*** **(1)**	***60.59***		***11:13:00.526***
3 -	1:59.327	58.500	2:57.827 **(2)**	60.10	1.428	11:15:58.353

P22 25 R Chris CHADDERTON MZ -

IDEAL LAP TIME : 3:19.443 BEST LAP TIME : 3:19.657 DIFFERENCE : 0.214

LAP	SECTOR 1	SECTOR 2	LAP TIME	MPH	DIFF	TIME OF DAY
1 -		***1:05.238***	3:24.514 **(3)**	52.26	4.857	11:10:24.263
2 -	***2:14.205***	1:05.452	***3:19.657*** **(1)**	***53.53***		***11:13:43.920***
3 -	2:17.610	1:05.554	3:23.164 **(2)**	52.60	3.507	11:17:07.084

P23 26 R Andy HOWLETT MZ - tony holmshaw hs racing

IDEAL LAP TIME : 3:05.791 BEST LAP TIME : 3:10.006 DIFFERENCE : 4.215

LAP	SECTOR 1	SECTOR 2	LAP TIME	MPH	DIFF	TIME OF DAY
1 -		***1:00.641***	3:15.610 **(2)**	54.63	5.604	11:10:15.359
2 -	***2:05.150***	1:04.856	***3:10.006*** **(1)**	***56.25***		***11:13:25.365***

Weather / Track : Cloudy / Dry

Snetterton
Circuit Length = 2.9689 miles
Start: 11:06 Flag 11:14 End: 11:17

BMCRC - MRO Championships 2016 - Rnd 4 @ Snetterton 300

Chilton Motors BMZRC 250 MZ

RACE 4 - BEST SECTORS

SECTOR 1				SECTOR 2			IDEAL / BEST COMPARISON					
POS	NO	NAME	TIME	NO	NAME	TIME	POS	NO	NAME	IDEAL	BEST	DIFF
									PERFECT LAP	2:22.798		
1	75	WOODALL	**1:36.313**	75	WOODALL	**46.485**	1	75	WOODALL	2:22.798	2:22.798	0.000
2	44	DESSOY	**1:38.076**	33	WRIGHT	**47.329**	2	33	WRIGHT	2:25.611	2:25.807	0.196
3	33	WRIGHT	**1:38.282**	44	DESSOY	**47.624**	3	44	DESSOY	2:25.700	2:25.700	0.000
4	96	KENT	**1:39.026**	96	KENT	**48.248**	4	96	KENT	2:27.274	2:27.274	0.000
5	114	ANDERSON	**1:40.461**	22	FINCH	**48.557**	5	22	FINCH	2:29.911	2:31.344	1.433
6	9	HOWLETT	**1:41.223**	9	HOWLETT	**49.178**	6	114	ANDERSON	2:29.933	2:29.933	0.000
7	22	FINCH	**1:41.354**	63	BADGER	**49.469**	7	9	HOWLETT	2:30.401	2:30.805	0.404
8	63	BADGER	**1:42.469**	114	ANDERSON	**49.472**	8	63	BADGER	2:31.938	2:31.938	0.000
9	65	BREESE	**1:43.858**	65	BREESE	**49.771**	9	65	BREESE	2:33.629	2:33.629	0.000
10	45	MORTON	**1:44.012**	23	SKINNER	**50.473**	10	23	SKINNER	2:34.577	2:35.418	0.841
11	23	SKINNER	**1:44.104**	20	WATSON	**50.619**	11	45	MORTON	2:35.060	2:35.060	0.000
12	5	SAMETT	**1:44.326**	5	SAMETT	**50.747**	12	5	SAMETT	2:35.073	2:35.728	0.655
13	15	MOFFAT	**1:44.661**	66	VINCENT	**50.874**	13	66	VINCENT	2:35.570	2:36.451	0.881
14	66	VINCENT	**1:44.696**	31	BIGNELL	**51.031**	14	15	MOFFAT	2:35.870	2:37.173	1.303
15	20	WATSON	**1:45.594**	45	MORTON	**51.048**	15	20	WATSON	2:36.213	2:36.305	0.092
16	31	BIGNELL	**1:45.706**	15	MOFFAT	**51.209**	16	31	BIGNELL	2:36.737	2:37.235	0.498
17	3	MAUD	**1:47.920**	3	MAUD	**52.168**	17	3	MAUD	2:40.088	2:40.295	0.207
18	17	PATERSON	**1:50.624**	17	PATERSON	**54.751**	18	17	PATERSON	2:45.375	2:46.642	1.267
19	30	HOWELL	**1:52.929**	30	HOWELL	**55.208**	19	30	HOWELL	2:48.137	2:48.137	0.000
20	55	WIECKOWSKI	**1:54.421**	55	WIECKOWSKI	**56.569**	20	55	WIECKOWSKI	2:50.990	2:51.297	0.307
21	19	HIGGINS	**1:58.450**	19	HIGGINS	**57.949**	21	19	HIGGINS	2:56.399	2:56.399	0.000
22	26	HOWLETT	**2:05.150**	26	HOWLETT	**1:00.641**	22	26	HOWLETT	3:05.791	3:10.006	4.215
23	25	CHADDERTON	**2:14.205**	25	CHADDERTON	**1:05.238**	23	25	CHADDERTON	3:19.443	3:19.657	0.214
24												
25												

Weather / Track : Cloudy / Dry

Snetterton
Circuit Length = 2.9689 miles
Start: 11:06 Flag 11:14 End: 11:17

Results can be found at www.tsl-timing.com

Printed - 11:19 Sunday, 29 May 2016

CHILTON MOTORS LTD
MZ CHAMPIONSHIP

BMCRC - MRO Championships 2016 - Rnd 4 @ Snetterton 300

Chilton Motors BMZRC 250 MZ

RACE 14 - CLASSIFICATION

POS	NO	CL	PIC	NAME	ENTRY	LAPS	TIME	GAP	DIFF	MPH	BEST	ON
1	**75**		1	Peter WOODALL	MZ - Core Projects Ltd	**6**	14:29.763			73.73	**2:23.676**	5
2	**95**		2	Chris ROGERS	MZ - CB Racing	**6**	14:33.120	**3.357**	3.357	73.44	**2:23.045**	6
3	**33**		3	Greg WRIGHT	MZ - Neos-IT	**6**	14:49.052	**19.289**	15.932	72.13	**2:26.694**	3
4	**96**		4	Chris KENT	MZ -	**6**	14:56.243	**26.480**	7.191	71.55	**2:27.682**	3
5	**85**		5	Andrew WALES	MZ - Illuminated Design LTD	**6**	15:13.150	**43.387**	16.907	70.22	**2:29.534**	4
6	**44**		6	Robert DESSOY	MZ - Dessoy Racing	**6**	15:14.161	**44.398**	1.011	70.15	**2:29.424**	3
7	**62**		7	Nicholas BETTRIDGE	MZ - Kaaden tuning	**6**	15:25.290	**55.527**	11.129	69.30	**2:30.858**	5
8	**22**		8	Simon FINCH	MZ - The Bayard Partnership, ASK Plumbing & Hea	**6**	15:25.476	**55.713**	0.186	69.29	**2:31.003**	6
9	**43**		9	Daniel BARFORD	MZ - Aspire classics / Kaaden tuning	**6**	15:40.255	**1:10.492**	14.779	68.20	**2:31.824**	6
10	**65**		10	Konrad BREESE	MZ -	**6**	15:45.986	**1:16.223**	5.731	67.79	**2:35.850**	6
11	**114**		11	Ryan ANDERSON	MZ - Dean Carpentry	**6**	15:46.420	**1:16.657**	0.434	67.75	**2:34.629**	2
12	**15**		12	Andy MOFFAT	MZ - gills office	**6**	15:46.725	**1:16.962**	0.305	67.73	**2:35.137**	6
13	**5**		13	Garry SAMETT	MZ - smallmouse	**6**	15:52.010	**1:22.247**	5.285	67.36	**2:35.433**	6
14	**23**	R	1	Brian SKINNER	MZ - ASK Plumbing & Heating Centre Ltd	**6**	15:52.076	**1:22.313**	0.066	67.35	**2:35.589**	6
15	**63**	R	2	Keith BADGER	MZ -	**6**	15:55.236	**1:25.473**	3.160	67.13	**2:35.772**	4
16	**20**		14	Chris WATSON	MZ - Expert Locksmiths Medway	**6**	16:07.815	**1:38.052**	12.579	66.26	**2:36.378**	4
17	**9**		15	Gary HOWLETT	MZ - HS Racing	**6**	16:10.841	**1:41.078**	3.026	66.05	**2:34.625**	4
18	**66**		16	Mark VINCENT	MZ - Putoline	**6**	16:11.575	**1:41.812**	0.734	66.00	**2:38.090**	3
19	**31**		17	David BIGNELL	MZ -	**6**	16:40.872	**2:11.109**	29.297	64.07	**2:45.168**	3
20	**4**		18	Richard HALL	MZ -	**6**	16:51.389	**2:21.626**	10.517	63.40	**2:43.234**	5
21	**3**		19	Max MAUD	MZ -	**6**	17:00.048	**2:30.285**	8.659	62.86	**2:47.403**	4
22	**17**		20	David PATERSON	MZ - Arnold Self Drive	**6**	17:10.153	**2:40.390**	10.105	62.25	**2:49.362**	4
23	**19**		21	Dave HIGGINS	MZ -	**5**	15:19.689	**1 Lap**	1 Lap	58.10	**3:01.141**	4
24	**25**	R	3	Chris CHADDERTON	MZ -	**5**	16:37.423	**1 Lap**	1:17.734	53.57	**3:17.991**	2
					NOT CLASSIFIED							
DNF	**90**			Peter THORNE	MZ - Aspire Classic Restorations	**4**	10:52.413	**2 Laps**	1 Lap	65.52	**2:37.770**	2
DNF	**45**			Charlotte MORTON	MZ -	**1**	2:46.691	**5 Laps**	3 Laps	64.11	**2:46.691**	1
DNF	**38**			Chris PETTET	MZ -	**0**						
DNF	**13**	R		Ben HAWES	MZ -	**0**						

FASTEST LAP

95		Chris ROGERS	MZ - CB Racing	**6**	2:23.045	74.71 mph	120.24 kph
23	R	Brian SKINNER	MZ - ASK Plumbing & Heating Centre Ltd	**6**	2:35.589	68.69 mph	110.55 kph

Class - 90% of Race Speed = 66.35 mph
Class R - 90% of Race Speed = 60.61 mph

Snetterton
Circuit Length = 2.9689 miles
Start: 15:17 Flag 15:32 End: 15:34

Weather / Track : Cloudy / Dry
These results are provisional until the conclusion of any judicial and technical matters.

Clerk Of Course :		Timekeeper :

Results can be found at www.tsl-timing.com

Printed - 15:35 Sunday, 29 May 2016

TSL SPORTS TIMING TIMING SOLUTIONS LTD

MRO

BMCRC - MRO Championships 2016 - Rnd 4 @ Snetterton 300

Chilton Motors BMZRC 250 MZ

RACE 14 - LAP CHART

LAP 1 @ 15:20:07.052

NO	BEHIND	LAP TIME
75		2:29.506
33	1.636	2:31.142
96	3.763	2:33.269
114	6.926	2:36.432
95	7.107	2:36.613
22	8.075	2:37.581
85	11.120	2:40.626
15	12.593	2:42.099
65	13.924	2:43.430
23	14.083	2:43.589
62	14.222	2:43.728
44	14.393	2:43.899
5	16.311	2:45.817
45	17.185	2:46.691
20	17.474	2:46.980
63	18.687	2:48.193
90	19.725	2:49.231
31	20.229	2:49.735
43	21.284	2:50.790
66	22.864	2:52.370
17	27.170	2:56.676
3	28.821	2:58.327
4	29.552	2:59.058
9	29.590	2:59.096
19	40.988	3:10.494
25	49.201	3:18.707

LAP 2 @ 15:22:31.213

NO	BEHIND	LAP TIME
75		2:24.161
33	4.593	2:27.118
95	6.911	2:23.965
96	7.375	2:27.773
22	15.089	2:31.175
85	16.935	2:29.976
114	17.394	2:34.629
44	19.774	2:29.542
62	24.806	2:34.745
15	26.341	2:37.909
65	26.830	2:37.067
23	28.981	2:39.059
5	32.571	2:40.421
20	32.637	2:39.324
90	33.334	2:37.770
43	33.660	2:36.537
63	34.473	2:39.947
66	39.880	2:41.177
31	42.184	2:46.116
9	50.131	2:44.702
3	52.541	2:47.881
17	55.958	2:52.949
4	56.010	2:50.619
19	1:19.864	3:03.037
25	1:43.031	3:17.991

LAP 3 @ 15:24:55.017

NO	BEHIND	LAP TIME
75		2:23.804
95	6.367	2:23.260
33	7.483	2:26.694
96	11.253	2:27.682
22	22.472	2:31.187
85	23.018	2:29.887
44	25.394	2:29.424
114	31.725	2:38.135
62	33.833	2:32.831
65	39.429	2:36.403
15	40.226	2:37.689
43	45.004	2:35.148
5	46.280	2:37.513
23	46.388	2:41.211
20	46.810	2:37.977
90	47.748	2:38.218
63	47.848	2:37.179
66	54.166	2:38.090
31	1:03.548	2:45.168
9	1:03.677	2:37.350
3	1:17.048	2:48.311
4	1:21.105	2:48.899
17	1:23.496	2:51.342
19	1:59.024	3:02.964

LAP 4 @ 15:27:19.526

NO	BEHIND	LAP TIME
75		2:24.509
95	4.968	2:23.110
33	10.949	2:27.975
25	1 Lap	3:19.802
96	15.492	2:28.748
85	28.043	2:29.534
44	30.628	2:29.743
22	38.525	2:40.562
62	41.257	2:31.933
114	46.135	2:38.919
65	51.205	2:36.285
43	54.079	2:33.584
15	54.204	2:38.487
5	57.630	2:35.859
23	57.873	2:35.994
20	58.679	2:36.378
63	59.111	2:35.772
66	1:09.363	2:39.706
90	1:10.433	2:47.194
9	1:13.793	2:34.625
31	1:25.329	2:46.290
3	1:39.942	2:47.403
4	1:41.481	2:44.885
17	1:48.349	2:49.362

LAP 5 @ 15:29:43.202

NO	BEHIND	LAP TIME
75		2:23.676
95	4.419	2:23.127
19	1 Lap	3:01.141
33	14.944	2:27.671
96	20.595	2:28.779
85	35.384	2:31.017
44	38.534	2:31.582
62	48.439	2:30.858
22	48.817	2:33.968
43	1:02.775	2:32.372
114	1:03.157	2:40.698
65	1:04.480	2:36.951
15	1:05.932	2:35.404
23	1:10.831	2:36.634
5	1:10.921	2:36.967
20	1:11.589	2:36.586
25	1 Lap	3:20.787
63	1:11.992	2:36.557
66	1:25.616	2:39.929
9	1:25.752	2:35.635
31	1:48.492	2:46.839
4	2:01.039	2:43.234
3	2:06.210	2:49.944
17	2:14.738	2:50.065

LAP 6 @ 15:32:07.309

NO	BEHIND	LAP TIME
75		2:24.107
95	3.357	2:23.045
33	19.289	2:28.452
96	26.480	2:29.992
85	43.387	2:32.110
44	44.398	2:29.971
19	1 Lap	3:02.053
62	55.527	2:31.195
22	55.713	2:31.003
43	1:10.492	2:31.824
65	1:16.223	2:35.850
114	1:16.657	2:37.607
15	1:16.962	2:35.137
5	1:22.247	2:35.433
23	1:22.313	2:35.589
63	1:25.473	2:37.588
20	1:38.052	2:50.570
9	1:41.078	2:39.433
66	1:41.812	2:40.303
25	1 Lap	3:20.136
31	2:11.109	2:46.724
4	2:21.626	2:44.694
3	2:30.285	2:48.182
17	2:40.390	2:49.759

Weather / Track : Cloudy / Dry

Snetterton
Circuit Length = 2.9689 miles
Start: 15:17 Flag 15:32 End: 15:34

Results can be found at www.tsl-timing.com

Printed - 15:36 Sunday, 29 May 2016

BMCRC - MRO Championships 2016 - Rnd 4 @ Snetterton 300

Chilton Motors BMZRC 250 MZ

RACE 14 - SECTOR ANALYSIS

SECTOR 1 = FL to I1, SECTOR 2 = I1 to FL, DIFF = Difference To Personal Best Lap

P1 75 Peter WOODALL MZ - Core Projects Ltd

IDEAL LAP TIME : 2:23.389 BEST LAP TIME : 2:23.676 DIFFERENCE : 0.287

LAP	SECTOR 1	SECTOR 2	LAP TIME	MPH	DIFF	TIME OF DAY
1 -		47.163	2:29.506	71.48	5.830	15:20:07.052
2 -	1:37.008	47.153	2:24.161	74.13	0.485	15:22:31.213
3 -	1:36.610	47.194	2:23.804 **(2)**	74.32	0.128	15:24:55.017
4 -	1:36.896	47.613	2:24.509	73.96	0.833	15:27:19.526
5 -	***1:36.282***	47.394	***2:23.676*** **(1)**	***74.39***		***15:29:43.202***
6 -	1:37.000	***47.107***	2:24.107 **(3)**	74.16	0.431	15:32:07.309

P2 95 Chris ROGERS MZ - CB Racing

IDEAL LAP TIME : 2:22.753 BEST LAP TIME : 2:23.045 DIFFERENCE : 0.292

LAP	SECTOR 1	SECTOR 2	LAP TIME	MPH	DIFF	TIME OF DAY
1 -		47.198	2:36.613	68.24	13.568	15:20:14.159
2 -	1:36.325	47.640	2:23.965	74.24	0.920	15:22:38.124
3 -	1:36.455	46.805	2:23.260	74.60	0.215	15:25:01.384
4 -	***1:36.172***	46.938	2:23.110 **(2)**	74.68	0.065	15:27:24.494
5 -	1:36.430	46.697	2:23.127 **(3)**	74.67	0.082	15:29:47.621
6 -	1:36.464	***46.581***	***2:23.045*** **(1)**	***74.71***		***15:32:10.666***

P3 33 Greg WRIGHT MZ - Neos-IT

IDEAL LAP TIME : 2:26.641 BEST LAP TIME : 2:26.694 DIFFERENCE : 0.053

LAP	SECTOR 1	SECTOR 2	LAP TIME	MPH	DIFF	TIME OF DAY
1 -		***47.795***	2:31.142	70.71	4.448	15:20:08.688
2 -	1:38.942	48.176	2:27.118 **(2)**	72.64	0.424	15:22:35.806
3 -	***1:38.846***	47.848	***2:26.694*** **(1)**	***72.85***		***15:25:02.500***
4 -	1:39.715	48.260	2:27.975	72.22	1.281	15:27:30.475
5 -	1:39.561	48.110	2:27.671 **(3)**	72.37	0.977	15:29:58.146
6 -	1:40.290	48.162	2:28.452	71.99	1.758	15:32:26.598

P4 96 Chris KENT MZ -

IDEAL LAP TIME : 2:27.544 BEST LAP TIME : 2:27.682 DIFFERENCE : 0.138

LAP	SECTOR 1	SECTOR 2	LAP TIME	MPH	DIFF	TIME OF DAY
1 -		48.256	2:33.269	69.73	5.587	15:20:10.815
2 -	1:39.319	48.454	2:27.773 **(2)**	72.32	0.091	15:22:38.588
3 -	***1:39.307***	48.375	***2:27.682*** **(1)**	***72.37***		***15:25:06.270***
4 -	1:40.158	48.590	2:28.748 **(3)**	71.85	1.066	15:27:35.018
5 -	1:40.208	48.571	2:28.779	71.83	1.097	15:30:03.797
6 -	1:41.755	***48.237***	2:29.992	71.25	2.310	15:32:33.789

P5 85 Andrew WALES MZ - Illuminated Design LTD

IDEAL LAP TIME : 2:29.264 BEST LAP TIME : 2:29.534 DIFFERENCE : 0.270

LAP	SECTOR 1	SECTOR 2	LAP TIME	MPH	DIFF	TIME OF DAY
1 -		49.127	2:40.626	66.53	11.092	15:20:18.172
2 -	1:40.903	49.073	2:29.976 **(3)**	71.26	0.442	15:22:48.148
3 -	***1:40.752***	49.135	2:29.887 **(2)**	71.30	0.353	15:25:18.035
4 -	1:41.022	***48.512***	***2:29.534*** **(1)**	***71.47***		***15:27:47.569***
5 -	1:41.847	49.170	2:31.017	70.77	1.483	15:30:18.586
6 -	1:42.141	49.969	2:32.110	70.26	2.576	15:32:50.696

P6 44 Robert DESSOY MZ - Dessoy Racing

IDEAL LAP TIME : 2:29.053 BEST LAP TIME : 2:29.424 DIFFERENCE : 0.371

LAP	SECTOR 1	SECTOR 2	LAP TIME	MPH	DIFF	TIME OF DAY
1 -		49.405	2:43.899	65.21	14.475	15:20:21.445
2 -	***1:40.148***	49.394	2:29.542 **(2)**	71.47	0.118	15:22:50.987
3 -	1:40.512	48.912	***2:29.424*** **(1)**	***71.52***		***15:25:20.411***
4 -	1:40.553	49.190	2:29.743 **(3)**	71.37	0.319	15:27:50.154
5 -	1:41.365	50.217	2:31.582	70.51	2.158	15:30:21.736

Snetterton
Circuit Length = 2.9689 miles
Start: 15:17 Flag 15:32 End: 15:34

Weather / Track : Cloudy / Dry

BMCRC - MRO Championships 2016 - Rnd 4 @ Snetterton 300

Chilton Motors BMZRC 250 MZ

RACE 14 - SECTOR ANALYSIS

SECTOR 1 = FL to I1, SECTOR 2 = I1 to FL, DIFF = Difference To Personal Best Lap

6 -	1:41.066	***48.905***	2:29.971		71.26	0.547	15:32:51.707

P7 62 Nicholas BETTRIDGE MZ - Kaaden tuning

IDEAL LAP TIME : 2:30.858 BEST LAP TIME : 2:30.858 DIFFERENCE : 0.000

LAP	SECTOR 1	SECTOR 2	LAP TIME		MPH	DIFF	TIME OF DAY
1 -		50.170	2:43.728		65.27	12.870	15:20:21.274
2 -	1:44.068	50.677	2:34.745		69.06	3.887	15:22:56.019
3 -	1:42.894	49.937	2:32.831		69.93	1.973	15:25:28.850
4 -	1:41.765	50.168	2:31.933	**(3)**	70.34	1.075	15:28:00.783
5 -	***1:41.537***	***49.321***	***2:30.858***	**(1)**	***70.84***		***15:30:31.641***
6 -	1:41.865	49.330	2:31.195	**(2)**	70.69	0.337	15:33:02.836

P8 22 Simon FINCH MZ - The Bayard Partnership, ASK Plumbing & Heating

IDEAL LAP TIME : 2:30.609 BEST LAP TIME : 2:31.003 DIFFERENCE : 0.394

LAP	SECTOR 1	SECTOR 2	LAP TIME		MPH	DIFF	TIME OF DAY
1 -		***49.176***	2:37.581		67.82	6.578	15:20:15.127
2 -	1:41.884	49.291	2:31.175	**(2)**	70.70	0.172	15:22:46.302
3 -	1:41.724	49.463	2:31.187	**(3)**	70.69	0.184	15:25:17.489
4 -	1:41.664	58.898	2:40.562		66.56	9.559	15:27:58.051
5 -	1:44.402	49.566	2:33.968		69.41	2.965	15:30:32.019
6 -	***1:41.433***	49.570	***2:31.003***	**(1)**	***70.78***		***15:33:03.022***

P9 43 Daniel BARFORD MZ - Aspire classics / Kaaden tuning

IDEAL LAP TIME : 2:31.824 BEST LAP TIME : 2:31.824 DIFFERENCE : 0.000

LAP	SECTOR 1	SECTOR 2	LAP TIME		MPH	DIFF	TIME OF DAY
1 -		50.358	2:50.790		62.57	18.966	15:20:28.336
2 -	1:45.104	51.433	2:36.537		68.27	4.713	15:23:04.873
3 -	1:44.056	51.092	2:35.148		68.88	3.324	15:25:40.021
4 -	1:43.052	50.532	2:33.584	**(3)**	69.59	1.760	15:28:13.605
5 -	1:42.525	49.847	2:32.372	**(2)**	70.14	0.548	15:30:45.977
6 -	***1:41.994***	***49.830***	***2:31.824***	**(1)**	***70.39***		***15:33:17.801***

P10 65 Konrad BREESE MZ -

IDEAL LAP TIME : 2:35.714 BEST LAP TIME : 2:35.850 DIFFERENCE : 0.136

LAP	SECTOR 1	SECTOR 2	LAP TIME		MPH	DIFF	TIME OF DAY
1 -		51.940	2:43.430		65.39	7.580	15:20:20.976
2 -	***1:45.177***	51.890	2:37.067		68.04	1.217	15:22:58.043
3 -	1:45.262	51.141	2:36.403	**(3)**	68.33	0.553	15:25:34.446
4 -	1:45.525	50.760	2:36.285	**(2)**	68.38	0.435	15:28:10.731
5 -	1:45.595	51.356	2:36.951		68.09	1.101	15:30:47.682
6 -	1:45.313	***50.537***	***2:35.850***	**(1)**	***68.57***		***15:33:23.532***

P11 114 Ryan ANDERSON MZ - Dean Carpentry

IDEAL LAP TIME : 2:34.113 BEST LAP TIME : 2:34.629 DIFFERENCE : 0.516

LAP	SECTOR 1	SECTOR 2	LAP TIME		MPH	DIFF	TIME OF DAY
1 -		***50.419***	2:36.432	**(2)**	68.32	1.803	15:20:13.978
2 -	***1:43.694***	50.935	***2:34.629***	**(1)**	***69.12***		***15:22:48.607***
3 -	1:43.771	54.364	2:38.135		67.58	3.506	15:25:26.742
4 -	1:45.283	53.636	2:38.919		67.25	4.290	15:28:05.661
5 -	1:47.089	53.609	2:40.698		66.51	6.069	15:30:46.359
6 -	1:44.665	52.942	2:37.607	**(3)**	67.81	2.978	15:33:23.966

P12 15 Andy MOFFAT MZ - gills office

IDEAL LAP TIME : 2:34.560 BEST LAP TIME : 2:35.137 DIFFERENCE : 0.577

LAP	SECTOR 1	SECTOR 2	LAP TIME		MPH	DIFF	TIME OF DAY
1 -		51.900	2:42.099		65.93	6.962	15:20:19.645
2 -	1:45.708	52.201	2:37.909		67.68	2.772	15:22:57.554
3 -	1:45.376	52.313	2:37.689	**(3)**	67.77	2.552	15:25:35.243

Weather / Track : Cloudy / Dry

Snetterton
Circuit Length = 2.9689 miles
Start: 15:17 Flag 15:32 End: 15:34

BMCRC - MRO Championships 2016 - Rnd 4 @ Snetterton 300

Chilton Motors BMZRC 250 MZ

RACE 14 - SECTOR ANALYSIS

SECTOR 1 = FL to I1, SECTOR 2 = I1 to FL, DIFF = Difference To Personal Best Lap

4 -	1:45.751	52.736	2:38.487	67.43	3.350	15:28:13.730
5 -	***1:43.745***	51.659	2:35.404 **(2)**	68.77	0.267	15:30:49.134
6 -	1:44.322	***50.815***	***2:35.137*** **(1)**	***68.89***		***15:33:24.271***

P13 5 Garry SAMETT MZ - smallmouse

IDEAL LAP TIME : 2:35.179 BEST LAP TIME : 2:35.433 DIFFERENCE : 0.254

LAP	SECTOR 1	SECTOR 2	LAP TIME	MPH	DIFF	TIME OF DAY
1 -		52.289	2:45.817	64.45	10.384	15:20:23.363
2 -	1:46.690	53.731	2:40.421	66.62	4.988	15:23:03.784
3 -	1:45.295	52.218	2:37.513	67.85	2.080	15:25:41.297
4 -	***1:44.141***	51.718	2:35.859 **(2)**	68.57	0.426	15:28:17.156
5 -	1:44.421	52.546	2:36.967 **(3)**	68.09	1.534	15:30:54.123
6 -	1:44.395	***51.038***	***2:35.433*** **(1)**	***68.76***		***15:33:29.556***

P14 23 R Brian SKINNER MZ - ASK Plumbing & Heating Centre Ltd

IDEAL LAP TIME : 2:35.568 BEST LAP TIME : 2:35.589 DIFFERENCE : 0.021

LAP	SECTOR 1	SECTOR 2	LAP TIME	MPH	DIFF	TIME OF DAY
1 -		52.254	2:43.589	65.33	8.000	15:20:21.135
2 -	1:46.352	52.707	2:39.059	67.19	3.470	15:23:00.194
3 -	1:46.049	55.162	2:41.211	66.29	5.622	15:25:41.405
4 -	1:44.527	***51.467***	2:35.994 **(2)**	68.51	0.405	15:28:17.399
5 -	1:44.462	52.172	2:36.634 **(3)**	68.23	1.045	15:30:54.033
6 -	***1:44.101***	51.488	***2:35.589*** **(1)**	***68.69***		***15:33:29.622***

P15 63 R Keith BADGER MZ -

IDEAL LAP TIME : 2:35.772 BEST LAP TIME : 2:35.772 DIFFERENCE : 0.000

LAP	SECTOR 1	SECTOR 2	LAP TIME	MPH	DIFF	TIME OF DAY
1 -		51.944	2:48.193	63.54	12.421	15:20:25.739
2 -	1:47.116	52.831	2:39.947	66.82	4.175	15:23:05.686
3 -	1:45.722	51.457	2:37.179 **(3)**	67.99	1.407	15:25:42.865
4 -	***1:45.103***	***50.669***	***2:35.772*** **(1)**	***68.61***		***15:28:18.637***
5 -	1:45.859	50.698	2:36.557 **(2)**	68.26	0.785	15:30:55.194
6 -	1:46.457	51.131	2:37.588	67.82	1.816	15:33:32.782

P16 20 Chris WATSON MZ - Expert Locksmiths Medway

IDEAL LAP TIME : 2:35.351 BEST LAP TIME : 2:36.378 DIFFERENCE : 1.027

LAP	SECTOR 1	SECTOR 2	LAP TIME	MPH	DIFF	TIME OF DAY
1 -		52.329	2:46.980	64.00	10.602	15:20:24.526
2 -	1:46.106	53.218	2:39.324	67.08	2.946	15:23:03.850
3 -	1:46.263	51.714	2:37.977 **(3)**	67.65	1.599	15:25:41.827
4 -	***1:44.855***	51.523	***2:36.378*** **(1)**	***68.34***		***15:28:18.205***
5 -	1:45.006	51.580	2:36.586 **(2)**	68.25	0.208	15:30:54.791
6 -	2:00.074	***50.496***	2:50.570	62.66	14.192	15:33:45.361

P17 9 Gary HOWLETT MZ - HS Racing

IDEAL LAP TIME : 2:34.625 BEST LAP TIME : 2:34.625 DIFFERENCE : 0.000

LAP	SECTOR 1	SECTOR 2	LAP TIME	MPH	DIFF	TIME OF DAY
1 -		56.137	2:59.096	59.67	24.471	15:20:36.642
2 -	1:52.189	52.513	2:44.702	64.89	10.077	15:23:21.344
3 -	1:46.193	51.157	2:37.350 **(3)**	67.92	2.725	15:25:58.694
4 -	***1:44.364***	***50.261***	***2:34.625*** **(1)**	***69.12***		***15:28:33.319***
5 -	1:45.081	50.554	2:35.635 **(2)**	68.67	1.010	15:31:08.954
6 -	1:47.886	51.547	2:39.433	67.03	4.808	15:33:48.387

P18 66 Mark VINCENT MZ - Putoline

IDEAL LAP TIME : 2:38.090 BEST LAP TIME : 2:38.090 DIFFERENCE : 0.000

LAP	SECTOR 1	SECTOR 2	LAP TIME	MPH	DIFF	TIME OF DAY
1 -		52.118	2:52.370	62.00	14.280	15:20:29.916

Snetterton
Circuit Length = 2.9689 miles
Start: 15:17 Flag 15:32 End: 15:34

Weather / Track : Cloudy / Dry

BMCRC - MRO Championships 2016 - Rnd 4 @ Snetterton 300

Chilton Motors BMZRC 250 MZ

RACE 14 - SECTOR ANALYSIS

SECTOR 1 = FL to I1, SECTOR 2 = I1 to FL, DIFF = Difference To Personal Best Lap

2 -	1:47.445	53.732	2:41.177		66.31	3.087	15:23:11.093
3 -	***1:46.072***	***52.018***	***2:38.090***	**(1)**	***67.60***		***15:25:49.183***
4 -	1:47.580	52.126	2:39.706	**(2)**	66.92	1.616	15:28:28.889
5 -	1:47.680	52.249	2:39.929	**(3)**	66.83	1.839	15:31:08.818
6 -	1:48.126	52.177	2:40.303		66.67	2.213	15:33:49.121

P19 31 David BIGNELL MZ -

IDEAL LAP TIME : 2:44.334 BEST LAP TIME : 2:45.168 DIFFERENCE : 0.834

LAP	SECTOR 1	SECTOR 2	LAP TIME		MPH	DIFF	TIME OF DAY
1 -		***53.622***	2:49.735		62.96	4.567	15:20:27.281
2 -	1:51.532	54.584	2:46.116	**(2)**	64.34	0.948	15:23:13.397
3 -	***1:50.712***	54.456	***2:45.168***	**(1)**	***64.71***		***15:25:58.565***
4 -	1:51.210	55.080	2:46.290	**(3)**	64.27	1.122	15:28:44.855
5 -	1:51.793	55.046	2:46.839		64.06	1.671	15:31:31.694
6 -	1:52.514	54.210	2:46.724		64.10	1.556	15:34:18.418

P20 4 Richard HALL MZ -

IDEAL LAP TIME : 2:43.062 BEST LAP TIME : 2:43.234 DIFFERENCE : 0.172

LAP	SECTOR 1	SECTOR 2	LAP TIME		MPH	DIFF	TIME OF DAY
1 -		55.276	2:59.058		59.69	15.824	15:20:36.604
2 -	1:54.489	56.130	2:50.619		62.64	7.385	15:23:27.223
3 -	1:54.438	54.461	2:48.899		63.28	5.665	15:26:16.122
4 -	1:51.626	***53.259***	2:44.885	**(3)**	64.82	1.651	15:29:01.007
5 -	***1:49.803***	53.431	***2:43.234***	**(1)**	***65.47***		***15:31:44.241***
6 -	1:50.721	53.973	2:44.694	**(2)**	64.89	1.460	15:34:28.935

P21 3 Max MAUD MZ -

IDEAL LAP TIME : 2:45.653 BEST LAP TIME : 2:47.403 DIFFERENCE : 1.750

LAP	SECTOR 1	SECTOR 2	LAP TIME		MPH	DIFF	TIME OF DAY
1 -		57.274	2:58.327		59.93	10.924	15:20:35.873
2 -	1:54.366	***53.515***	2:47.881	**(2)**	63.66	0.478	15:23:23.754
3 -	1:52.617	55.694	2:48.311		63.50	0.908	15:26:12.065
4 -	***1:52.138***	55.265	***2:47.403***	**(1)**	***63.84***		***15:28:59.468***
5 -	1:54.206	55.738	2:49.944		62.89	2.541	15:31:49.412
6 -	1:52.601	55.581	2:48.182	**(3)**	63.55	0.779	15:34:37.594

P22 17 David PATERSON MZ - Arnold Self Drive

IDEAL LAP TIME : 2:49.339 BEST LAP TIME : 2:49.362 DIFFERENCE : 0.023

LAP	SECTOR 1	SECTOR 2	LAP TIME		MPH	DIFF	TIME OF DAY
1 -		56.013	2:56.676		60.49	7.314	15:20:34.222
2 -	1:56.458	56.491	2:52.949		61.79	3.587	15:23:27.171
3 -	1:55.113	56.229	2:51.342		62.37	1.980	15:26:18.513
4 -	1:53.540	***55.822***	***2:49.362***	**(1)**	***63.10***		***15:29:07.875***
5 -	1:53.620	56.445	2:50.065	**(3)**	62.84	0.703	15:31:57.940
6 -	***1:53.517***	56.242	2:49.759	**(2)**	62.96	0.397	15:34:47.699

P23 19 Dave HIGGINS MZ -

IDEAL LAP TIME : 3:01.141 BEST LAP TIME : 3:01.141 DIFFERENCE : 0.000

LAP	SECTOR 1	SECTOR 2	LAP TIME		MPH	DIFF	TIME OF DAY
1 -		1:02.099	3:10.494		56.10	9.353	15:20:48.040
2 -	2:01.602	1:01.435	3:03.037		58.39	1.896	15:23:51.077
3 -	2:01.683	1:01.281	3:02.964	**(3)**	58.41	1.823	15:26:54.041
4 -	***2:00.564***	***1:00.577***	***3:01.141***	**(1)**	***59.00***		***15:29:55.182***
5 -	2:01.097	1:00.956	3:02.053	**(2)**	58.70	0.912	15:32:57.235

P24 25 R Chris CHADDERTON MZ -

IDEAL LAP TIME : 3:15.071 BEST LAP TIME : 3:17.991 DIFFERENCE : 2.920

LAP	SECTOR 1	SECTOR 2	LAP TIME	MPH	DIFF	TIME OF DAY

Weather / Track : Cloudy / Dry

Snetterton
Circuit Length = 2.9689 miles
Start: 15:17 Flag 15:32 End: 15:34

BMCRC - MRO Championships 2016 - Rnd 4 @ Snetterton 300

Chilton Motors BMZRC 250 MZ

RACE 14 - SECTOR ANALYSIS

SECTOR 1 = FL to I1, SECTOR 2 = I1 to FL, DIFF = Difference To Personal Best Lap

1 -		***1:02.826***	3:18.707	**(2)**	53.78	0.716	15:20:56.253
2 -	***2:12.245***	1:05.746	***3:17.991***	**(1)**	***53.98***		***15:24:14.244***
3 -	2:14.467	1:05.335	3:19.802	**(3)**	53.49	1.811	15:27:34.046
4 -	2:14.537	1:06.250	3:20.787		53.23	2.796	15:30:54.833
5 -	2:13.928	1:06.208	3:20.136		53.40	2.145	15:34:14.969

P25 90 Peter THORNE MZ - Aspire Classic Restorations

IDEAL LAP TIME : 2:37.217 BEST LAP TIME : 2:37.770 DIFFERENCE : 0.553

LAP	SECTOR 1	SECTOR 2	LAP TIME		MPH	DIFF	TIME OF DAY
1 -		***51.465***	2:49.231		63.15	11.461	15:20:26.777
2 -	***1:45.752***	52.018	***2:37.770***	**(1)**	***67.74***		***15:23:04.547***
3 -	1:45.765	52.453	2:38.218	**(2)**	67.55	0.448	15:25:42.765
4 -	1:55.693	51.501	2:47.194	**(3)**	63.92	9.424	15:28:29.959

P26 45 Charlotte MORTON MZ -

IDEAL LAP TIME : 2:42.931 BEST LAP TIME : 2:46.691 DIFFERENCE : 3.760

LAP	SECTOR 1	SECTOR 2	LAP TIME		MPH	DIFF	TIME OF DAY
1 -		***52.308***	***2:46.691***	**(1)**	***64.11***		***15:20:24.237***

Weather / Track : Cloudy / Dry

Snetterton
Circuit Length = 2.9689 miles
Start: 15:17 Flag 15:32 End: 15:34

BMCRC - MRO Championships 2016 - Rnd 4 @ Snetterton 300

Chilton Motors BMZRC 250 MZ

RACE 14 - BEST SECTORS

SECTOR 1				SECTOR 2			IDEAL / BEST COMPARISON					
POS	NO	NAME	TIME	NO	NAME	TIME	POS	NO	NAME	IDEAL	BEST	DIFF
									PERFECT LAP	2:22.753		
1	95	ROGERS	**1:36.172**	95	ROGERS	**46.581**	1	95	ROGERS	2:22.753	2:23.045	0.292
2	75	WOODALL	**1:36.282**	75	WOODALL	**47.107**	2	75	WOODALL	2:23.389	2:23.676	0.287
3	33	WRIGHT	**1:38.846**	33	WRIGHT	**47.795**	3	33	WRIGHT	2:26.641	2:26.694	0.053
4	96	KENT	**1:39.307**	96	KENT	**48.237**	4	96	KENT	2:27.544	2:27.682	0.138
5	44	DESSOY	**1:40.148**	85	WALES	**48.512**	5	44	DESSOY	2:29.053	2:29.424	0.371
6	85	WALES	**1:40.752**	44	DESSOY	**48.905**	6	85	WALES	2:29.264	2:29.534	0.270
7	22	FINCH	**1:41.433**	22	FINCH	**49.176**	7	22	FINCH	2:30.609	2:31.003	0.394
8	62	BETTRIDGE	**1:41.537**	62	BETTRIDGE	**49.321**	8	62	BETTRIDGE	2:30.858	2:30.858	0.000
9	43	BARFORD	**1:41.994**	43	BARFORD	**49.830**	9	43	BARFORD	2:31.824	2:31.824	0.000
10	114	ANDERSON	**1:43.694**	9	HOWLETT	**50.261**	10	114	ANDERSON	2:34.113	2:34.629	0.516
11	15	MOFFAT	**1:43.745**	114	ANDERSON	**50.419**	11	15	MOFFAT	2:34.560	2:35.137	0.577
12	23	SKINNER	**1:44.101**	20	WATSON	**50.496**	12	9	HOWLETT	2:34.625	2:34.625	0.000
13	5	SAMETT	**1:44.141**	65	BREESE	**50.537**	13	5	SAMETT	2:35.179	2:35.433	0.254
14	9	HOWLETT	**1:44.364**	63	BADGER	**50.669**	14	20	WATSON	2:35.351	2:36.378	1.027
15	20	WATSON	**1:44.855**	15	MOFFAT	**50.815**	15	23	SKINNER	2:35.568	2:35.589	0.021
16	63	BADGER	**1:45.103**	5	SAMETT	**51.038**	16	65	BREESE	2:35.714	2:35.850	0.136
17	65	BREESE	**1:45.177**	90	THORNE	**51.465**	17	63	BADGER	2:35.772	2:35.772	0.000
18	90	THORNE	**1:45.752**	23	SKINNER	**51.467**	18	90	THORNE	2:37.217	2:37.770	0.553
19	66	VINCENT	**1:46.072**	66	VINCENT	**52.018**	19	66	VINCENT	2:38.090	2:38.090	0.000
20	4	HALL	**1:49.803**	45	MORTON	**52.308**	20	45	MORTON	2:42.931	2:46.691	3.760
21	45	MORTON	**1:50.623**	4	HALL	**53.259**	21	4	HALL	2:43.062	2:43.234	0.172
22	31	BIGNELL	**1:50.712**	3	MAUD	**53.515**	22	31	BIGNELL	2:44.334	2:45.168	0.834
23	3	MAUD	**1:52.138**	31	BIGNELL	**53.622**	23	3	MAUD	2:45.653	2:47.403	1.750
24	17	PATERSON	**1:53.517**	17	PATERSON	**55.822**	24	17	PATERSON	2:49.339	2:49.362	0.023
25	19	HIGGINS	**2:00.564**	19	HIGGINS	**1:00.577**	25	19	HIGGINS	3:01.141	3:01.141	0.000
26	25	CHADDERTON	**2:12.245**	25	CHADDERTON	**1:02.826**	26	25	CHADDERTON	3:15.071	3:17.991	2.920
27												
28												

Weather / Track : Cloudy / Dry

Snetterton
Circuit Length = 2.9689 miles
Start: 15:17 Flag 15:32 End: 15:34

Results can be found at www.tsl-timing.com

Printed - 15:35 Sunday, 29 May 2016

Lansdowne Classic Series

Snetterton 300

28th & 29th May 2016

Results Provided by Timing Solutions Ltd
www.tsl-timing.com

Snetterton 300

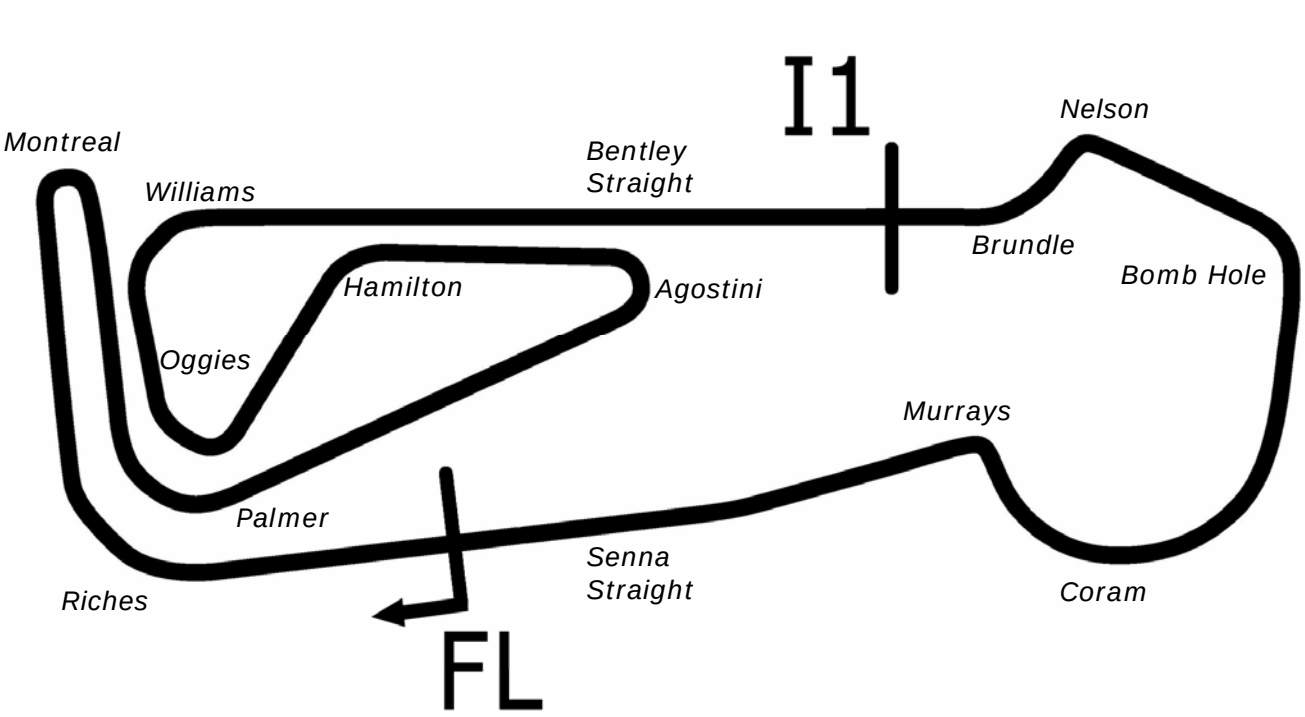

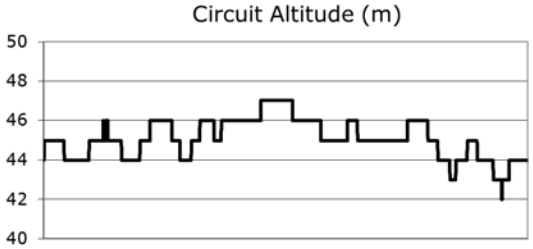

Length	2.9689 miles	4778.0 m	
FL		52.46340 N	0.94476 E
I1	3198m	52.46617 N	0.94964 E
Pit Entry	4572m	52.46364 N	0.94774 E
Pit Exit	40m after FL	52.46338 N	0.94420 E

Pit Entry–Pit Exit 246m, 14.7s @60kph, 11.0s @80kph

All results available at www.tsl-timing.com

THE LANSDOWNE CLASSIC SERIES

BMCRC - MRO Championships 2016 - Rnd 4 @ Snetterton 300

Lansdowne Classic Series

QUALIFYING - CLASSIFICATION

POS	NO	CL	PIC	NAME	ENTRY	TIME	ON	LAPS	GAP	DIFF	MPH
1	79	BGP	1	Dean STIMPSON	Norton - IZZARD RACING	2:14.203	6	6			79.64
2	68	BGP	2	Michael RUSSELL	Norton -	2:14.712	5	6	0.509	0.509	79.34
3	42	BGP	3	Alex SINCLAIR	Norton - Ripley Land	2:15.942	4	5	1.739	1.230	78.62
4	999	BGP	4	Chris FIRMIN	Molnar - AndyClewsRacing	2:16.471	5	6	2.268	0.529	78.31
5	25	BGP	5	Glen ENGLISH	Norton - SCC Works Racing	2:16.906	6	6	2.703	0.435	78.06
6	37	BGP	6	Clive LING	Norton - Tony Dunnell	2:18.304	5	6	4.101	1.398	77.27
7	90	BGP	7	Sam CLEWS	Norton - Andy Clews Racing	2:19.412	3	3	5.209	1.108	76.66
8	54	WRR	1	Robin STOKES	Norton - Cliff Ransley	2:22.085	5	6	7.882	2.673	75.22
9	15	BGP	8	Peter CREW	Norton -	2:22.411	6	6	8.208	0.326	75.05
10	45	WRR	2	Sebastian PEREZ	Matchless -	2:22.460	6	6	8.257	0.049	75.02
11	50	BGP	9	Phill SHARP	Norton - tony dunnel	2:22.719	5	6	8.516	0.259	74.88
12	64	WRR	3	Chris BASSETT	Norton -	2:24.495	5	6	10.292	1.776	73.96
13	99	WRR	4	Andy CLEWS	Matchless - Andy Clews Racing	2:25.853	4	6	11.650	1.358	73.27
14	17	WRR	5	Stuart TONGE	Norton - Stuart Tonge Engineering	2:26.910	5	6	12.707	1.057	72.75
15	32	WRR	6	Julian IDE	Norton -	2:27.238	3	5	13.035	0.328	72.59
16	67	WRR	7	Gordon RUSSELL	Norton -	2:27.557	4	6	13.354	0.319	72.43
17	21	WRR	8	Andy REYNOLDS	Norton - Caliber Financial Management	2:28.875	6	6	14.672	1.318	71.79
18	3	WRR	9	Nick BEDFORD	Norton - Keith Bedford	2:29.886	3	6	15.683	1.011	71.30
19	23	WRR	10	Lee JENNINGS	Norton - Chester e Roads	2:30.485	4	5	16.282	0.599	71.02
20	27	WRR	11	Derek BUNNING	Matchless - Lynx Garage	2:33.200	3	6	18.997	2.715	69.76
21	38	WRR	12	Adrian HUNTER	Norton -	2:34.493	3	5	20.290	1.293	69.18
22	41	TCM	1	Sam RHODES	Velocette -	2:35.262	4	4	21.059	0.769	68.83
23	5	Avon	1	Ian LUCAS	Norton - Jack Gooch	2:37.671	3	5	23.468	2.409	67.78
24	16	WRR	13	Roger MUNSEY	Norton -	2:38.732	3	4	24.529	1.061	67.33
25	9	TCM	2	Tim JACKSON	Gilera -	2:39.725	5	5	25.522	0.993	66.91
26	2	Avon	2	Roger ASHBY	AJS -	2:41.225	4	5	27.022	1.500	66.29

Snetterton
Circuit Length = 2.9689 miles
Start: 11:25 Flag 11:39 End: 11:41

Weather / Track : Cloudy / Dry
These results are provisional until the conclusion of any judicial and technical matters.

Clerk Of Course :		Timekeeper :

Results can be found at www.tsl-timing.com

Printed - 11:41 Saturday, 28 May 2016

BRITISH MOTOR CYCLE RACING CLUB
NATIONAL MOTORCYCLE MUSEUM
The Classic MotorCycle
TSL SPORTS TIMING TIMING SOLUTIONS LTD
AVON TYRES
Bonhams 1793

BMCRC - MRO Championships 2016 - Rnd 4 @ Snetterton 300

Lansdowne Classic Series

QUALIFYING - SECTOR ANALYSIS

SECTOR 1 = FL to I1, SECTOR 2 = I1 to FL, DIFF = Difference To Personal Best Lap

P1 79 BGP Dean STIMPSON — Norton - IZZARD RACING

IDEAL LAP TIME : 2:14.159 BEST LAP TIME : 2:14.203 DIFFERENCE : 0.044

LAP	SECTOR 1	SECTOR 2	LAP TIME	MPH	DIFF	TIME OF DAY
1 -	1:40.544	47.475	2:28.019	72.20	13.816	11:28:10.287
2 -	1:33.080	44.385	2:17.465	77.75	3.262	11:30:27.752
3 -	1:32.429	44.733	2:17.162	77.92	2.959	11:32:44.914
4 -	1:31.128	43.954	2:15.082 (3)	79.12	0.879	11:34:59.996
5 -	1:30.567	***43.746***	2:14.313 (2)	79.57	0.110	11:37:14.309
6 -	***1:30.413***	43.790	***2:14.203 (1)***	***79.64***		***11:39:28.512***

P2 68 BGP Michael RUSSELL — Norton -

IDEAL LAP TIME : 2:14.712 BEST LAP TIME : 2:14.712 DIFFERENCE : 0.000

LAP	SECTOR 1	SECTOR 2	LAP TIME	MPH	DIFF	TIME OF DAY
1 -	1:40.573	47.782	2:28.355	72.04	13.643	11:28:10.880
2 -	1:33.902	45.493	2:19.395	76.67	4.683	11:30:30.275
3 -	1:30.726	44.500	2:15.226 (2)	79.03	0.514	11:32:45.501
4 -	1:30.699	44.682	2:15.381 (3)	78.94	0.669	11:35:00.882
5 -	***1:30.560***	***44.152***	***2:14.712 (1)***	***79.34***		***11:37:15.594***
6 -	1:32.193	45.830	2:18.023	77.43	3.311	11:39:33.617

P3 42 BGP Alex SINCLAIR — Norton - Ripley Land

IDEAL LAP TIME : 2:15.942 BEST LAP TIME : 2:15.942 DIFFERENCE : 0.000

LAP	SECTOR 1	SECTOR 2	LAP TIME	MPH	DIFF	TIME OF DAY
1 -	1:43.243	47.738	2:30.981	70.79	15.039	11:28:10.220
2 -	1:32.861	45.373	2:18.234	77.31	2.292	11:30:28.454
3 -	1:31.648	44.754	2:16.402 (3)	78.35	0.460	11:32:44.856
4 -	***1:31.242***	***44.700***	***2:15.942 (1)***	***78.62***		***11:35:00.798***
5 -	1:31.424	44.908	2:16.332 (2)	78.39	0.390	11:37:17.130

P4 999 BGP Chris FIRMIN — Molnar - AndyClewsRacing

IDEAL LAP TIME : 2:16.471 BEST LAP TIME : 2:16.471 DIFFERENCE : 0.000

LAP	SECTOR 1	SECTOR 2	LAP TIME	MPH	DIFF	TIME OF DAY
1 -	1:40.077	45.963	2:26.040	73.18	9.569	11:28:06.293
2 -	1:34.140	45.494	2:19.634	76.54	3.163	11:30:25.927
3 -	1:34.385	44.957	2:19.342	76.70	2.871	11:32:45.269
4 -	1:32.362	44.829	2:17.191 (2)	77.90	0.720	11:35:02.460
5 -	***1:31.938***	***44.533***	***2:16.471 (1)***	***78.31***		***11:37:18.931***
6 -	1:32.404	44.974	2:17.378 (3)	77.80	0.907	11:39:36.309

P5 25 BGP Glen ENGLISH — Norton - SCC Works Racing

IDEAL LAP TIME : 2:16.906 BEST LAP TIME : 2:16.906 DIFFERENCE : 0.000

LAP	SECTOR 1	SECTOR 2	LAP TIME	MPH	DIFF	TIME OF DAY
1 -	1:46.590	47.976	2:34.566	69.14	17.660	11:28:10.118
2 -	1:34.817	46.383	2:21.200	75.69	4.294	11:30:31.318
3 -	1:34.279	46.231	2:20.510	76.06	3.604	11:32:51.828
4 -	1:33.507	45.597	2:19.104 (3)	76.83	2.198	11:35:10.932
5 -	1:32.377	45.314	2:17.691 (2)	77.62	0.785	11:37:28.623
6 -	***1:31.938***	***44.968***	***2:16.906 (1)***	***78.06***		***11:39:45.529***

P6 37 BGP Clive LING — Norton - Tony Dunnell

IDEAL LAP TIME : 2:18.304 BEST LAP TIME : 2:18.304 DIFFERENCE : 0.000

LAP	SECTOR 1	SECTOR 2	LAP TIME	MPH	DIFF	TIME OF DAY
1 -	1:42.846	47.183	2:30.029	71.24	11.725	11:28:09.353
2 -	1:35.032	47.033	2:22.065	75.23	3.761	11:30:31.418
3 -	1:34.189	46.400	2:20.589	76.02	2.285	11:32:52.007
4 -	1:33.503	46.329	2:19.832 (3)	76.43	1.528	11:35:11.839
5 -	***1:32.577***	***45.727***	***2:18.304 (1)***	***77.27***		***11:37:30.143***
6 -	1:32.961	46.202	2:19.163 (2)	76.80	0.859	11:39:49.306

Weather / Track : Cloudy / Dry

Snetterton
Circuit Length = 2.9689 miles
Start: 11:25 Flag 11:39 End: 11:41

BMCRC - MRO Championships 2016 - Rnd 4 @ Snetterton 300

Lansdowne Classic Series

QUALIFYING - SECTOR ANALYSIS

SECTOR 1 = FL to I1, SECTOR 2 = I1 to FL, DIFF = Difference To Personal Best Lap

P7 90 BGP Sam CLEWS Norton - Andy Clews Racing

IDEAL LAP TIME : 2:19.246 BEST LAP TIME : 2:19.412 DIFFERENCE : 0.166

LAP	SECTOR 1	SECTOR 2	LAP TIME	MPH	DIFF	TIME OF DAY
1 -	1:38.497	46.704	2:25.201 **(3)**	73.60	5.789	11:28:00.452
2 -	***1:33.602***	45.995	2:19.597 **(2)**	76.56	0.185	11:30:20.049
3 -	1:33.768	***45.644***	***2:19.412*** **(1)**	***76.66***		***11:32:39.461***

P8 54 WRR Robin STOKES Norton - Cliff Ransley

IDEAL LAP TIME : 2:22.085 BEST LAP TIME : 2:22.085 DIFFERENCE : 0.000

LAP	SECTOR 1	SECTOR 2	LAP TIME	MPH	DIFF	TIME OF DAY
1 -	1:50.692	52.858	2:43.550	65.35	21.465	11:28:34.958
2 -	1:40.500	49.847	2:30.347	71.08	8.262	11:31:05.305
3 -	1:39.022	48.508	2:27.530	72.44	5.445	11:33:32.835
4 -	1:36.524	47.175	2:23.699 **(3)**	74.37	1.614	11:35:56.534
5 -	***1:35.259***	***46.826***	***2:22.085*** **(1)**	***75.22***		***11:38:18.619***
6 -	1:35.326	47.156	2:22.482 **(2)**	75.01	0.397	11:40:41.101

P9 15 BGP Peter CREW Norton -

IDEAL LAP TIME : 2:22.113 BEST LAP TIME : 2:22.411 DIFFERENCE : 0.298

LAP	SECTOR 1	SECTOR 2	LAP TIME	MPH	DIFF	TIME OF DAY
1 -	1:44.664	49.356	2:34.020	69.39	11.609	11:28:11.758
2 -	1:37.330	47.425	2:24.755	73.83	2.344	11:30:36.513
3 -	1:36.072	47.808	2:23.880 **(3)**	74.28	1.469	11:33:00.393
4 -	1:36.647	47.548	2:24.195	74.12	1.784	11:35:24.588
5 -	1:35.939	***46.987***	2:22.926 **(2)**	74.78	0.515	11:37:47.514
6 -	***1:35.126***	47.285	***2:22.411*** **(1)**	***75.05***		***11:40:09.925***

P10 45 WRR Sebastian PEREZ Matchless -

IDEAL LAP TIME : 2:22.334 BEST LAP TIME : 2:22.460 DIFFERENCE : 0.126

LAP	SECTOR 1	SECTOR 2	LAP TIME	MPH	DIFF	TIME OF DAY
1 -	1:43.560	48.424	2:31.984	70.32	9.524	11:28:15.003
2 -	1:35.961	***47.362***	2:23.323	74.57	0.863	11:30:38.326
3 -	***1:34.972***	47.995	2:22.967 **(3)**	74.75	0.507	11:33:01.293
4 -	1:36.363	47.678	2:24.041	74.20	1.581	11:35:25.334
5 -	1:35.484	47.440	2:22.924 **(2)**	74.78	0.464	11:37:48.258
6 -	1:35.061	47.399	***2:22.460*** **(1)**	***75.02***		***11:40:10.718***

P11 50 BGP Phill SHARP Norton - tony dunnel

IDEAL LAP TIME : 2:22.719 BEST LAP TIME : 2:22.719 DIFFERENCE : 0.000

LAP	SECTOR 1	SECTOR 2	LAP TIME	MPH	DIFF	TIME OF DAY
1 -	1:45.473	48.122	2:33.595	69.58	10.876	11:28:13.204
2 -	1:35.345	47.583	2:22.928 **(2)**	74.77	0.209	11:30:36.132
3 -	1:35.755	47.857	2:23.612 **(3)**	74.42	0.893	11:32:59.744
4 -	1:36.038	48.294	2:24.332	74.05	1.613	11:35:24.076
5 -	***1:35.208***	***47.511***	***2:22.719*** **(1)**	***74.88***		***11:37:46.795***
6 -	1:35.688	48.259	2:23.947	74.25	1.228	11:40:10.742

P12 64 WRR Chris BASSETT Norton -

IDEAL LAP TIME : 2:24.174 BEST LAP TIME : 2:24.495 DIFFERENCE : 0.321

LAP	SECTOR 1	SECTOR 2	LAP TIME	MPH	DIFF	TIME OF DAY
1 -	1:44.895	49.150	2:34.045	69.38	9.550	11:28:17.546
2 -	1:37.933	48.358	2:26.291	73.06	1.796	11:30:43.837
3 -	1:37.456	48.309	2:25.765	73.32	1.270	11:33:09.602
4 -	1:36.901	***47.650***	2:24.551 **(2)**	73.93	0.056	11:35:34.153
5 -	***1:36.524***	47.971	***2:24.495*** **(1)**	***73.96***		***11:37:58.648***
6 -	1:36.759	48.153	2:24.912 **(3)**	73.75	0.417	11:40:23.560

Weather / Track : Cloudy / Dry

Snetterton
Circuit Length = 2.9689 miles
Start: 11:25 Flag 11:39 End: 11:41

BMCRC - MRO Championships 2016 - Rnd 4 @ Snetterton 300

Lansdowne Classic Series

QUALIFYING - SECTOR ANALYSIS

SECTOR 1 = FL to I1, SECTOR 2 = I1 to FL, DIFF = Difference To Personal Best Lap

P13 99 WRR Andy CLEWS
Matchless - Andy Clews Racing

IDEAL LAP TIME : 2:25.491 BEST LAP TIME : 2:25.853 DIFFERENCE : 0.362

LAP	SECTOR 1	SECTOR 2	LAP TIME	MPH	DIFF	TIME OF DAY
1 -	1:43.986	49.774	2:33.760	69.51	7.907	11:28:17.166
2 -	1:37.443	48.452	2:25.895 (2)	73.25	0.042	11:30:43.061
3 -	***1:37.074***	49.660	2:26.734	72.83	0.881	11:33:09.795
4 -	1:37.313	48.540	***2:25.853 (1)***	***73.27***		***11:35:35.648***
5 -	1:37.135	49.104	2:26.239	73.08	0.386	11:38:01.887
6 -	1:37.500	***48.417***	2:25.917 (3)	73.24	0.064	11:40:27.804

P14 17 WRR Stuart TONGE
Norton - Stuart Tonge Engineering

IDEAL LAP TIME : 2:26.795 BEST LAP TIME : 2:26.910 DIFFERENCE : 0.115

LAP	SECTOR 1	SECTOR 2	LAP TIME	MPH	DIFF	TIME OF DAY
1 -	1:43.501	49.268	2:32.769	69.96	5.859	11:28:18.688
2 -	1:39.156	48.912	2:28.068 (3)	72.18	1.158	11:30:46.756
3 -	1:38.479	***48.658***	2:27.137 (2)	72.64	0.227	11:33:13.893
4 -	1:39.826	48.680	2:28.506	71.97	1.596	11:35:42.399
5 -	***1:38.137***	48.773	***2:26.910 (1)***	***72.75***		***11:38:09.309***
6 -	1:39.916	48.973	2:28.889	71.78	1.979	11:40:38.198

P15 32 WRR Julian IDE
Norton -

IDEAL LAP TIME : 2:27.062 BEST LAP TIME : 2:27.238 DIFFERENCE : 0.176

LAP	SECTOR 1	SECTOR 2	LAP TIME	MPH	DIFF	TIME OF DAY
1 -	1:51.256	50.803	2:42.059	65.95	14.821	11:28:39.239
2 -	1:39.202	49.560	2:28.762	71.84	1.524	11:31:08.001
3 -	***1:38.144***	49.094	***2:27.238 (1)***	***72.59***		***11:33:35.239***
4 -	1:38.380	49.314	2:27.694 (3)	72.36	0.456	11:36:02.933
5 -	1:38.627	***48.918***	2:27.545 (2)	72.43	0.307	11:38:30.478

P16 67 WRR Gordon RUSSELL
Norton -

IDEAL LAP TIME : 2:27.092 BEST LAP TIME : 2:27.557 DIFFERENCE : 0.465

LAP	SECTOR 1	SECTOR 2	LAP TIME	MPH	DIFF	TIME OF DAY
1 -	1:49.056	49.412	2:38.468	67.44	10.911	11:28:26.362
2 -	1:39.774	48.251	2:28.025	72.20	0.468	11:30:54.387
3 -	1:39.598	***48.246***	2:27.844 (3)	72.29	0.287	11:33:22.231
4 -	1:38.986	48.571	***2:27.557 (1)***	***72.43***		***11:35:49.788***
5 -	***1:38.846***	48.765	2:27.611 (2)	72.40	0.054	11:38:17.399
6 -	1:39.500	49.079	2:28.579	71.93	1.022	11:40:45.978

P17 21 WRR Andy REYNOLDS
Norton - Caliber Financial Management

IDEAL LAP TIME : 2:28.622 BEST LAP TIME : 2:28.875 DIFFERENCE : 0.253

LAP	SECTOR 1	SECTOR 2	LAP TIME	MPH	DIFF	TIME OF DAY
1 -	1:57.389	53.974	2:51.363	62.37	22.488	11:28:43.548
2 -	1:42.822	50.787	2:33.609	69.57	4.734	11:31:17.157
3 -	1:42.087	49.583	2:31.670	70.46	2.795	11:33:48.827
4 -	1:40.673	49.521	2:30.194 (3)	71.16	1.319	11:36:19.021
5 -	1:40.570	***49.153***	2:29.723 (2)	71.38	0.848	11:38:48.744
6 -	***1:39.469***	49.406	***2:28.875 (1)***	***71.79***		***11:41:17.619***

P18 3 WRR Nick BEDFORD
Norton - Keith Bedford

IDEAL LAP TIME : 2:29.751 BEST LAP TIME : 2:29.886 DIFFERENCE : 0.135

LAP	SECTOR 1	SECTOR 2	LAP TIME	MPH	DIFF	TIME OF DAY
1 -	1:45.526	51.482	2:37.008	68.07	7.122	11:28:22.194
2 -	1:41.953	50.794	2:32.747	69.97	2.861	11:30:54.941
3 -	1:39.803	50.083	***2:29.886 (1)***	***71.30***		***11:33:24.827***
4 -	1:41.112	50.508	2:31.620	70.49	1.734	11:35:56.447
5 -	***1:39.705***	50.553	2:30.258 (2)	71.13	0.372	11:38:26.705
6 -	1:40.528	***50.046***	2:30.574 (3)	70.98	0.688	11:40:57.279

Weather / Track : Cloudy / Dry

Snetterton
Circuit Length = 2.9689 miles
Start: 11:25 Flag 11:39 End: 11:41

BMCRC - MRO Championships 2016 - Rnd 4 @ Snetterton 300

Lansdowne Classic Series

QUALIFYING - SECTOR ANALYSIS

SECTOR 1 = FL to I1, SECTOR 2 = I1 to FL, DIFF = Difference To Personal Best Lap

P19 23 WRR Lee JENNINGS Norton - Chester e Roads

IDEAL LAP TIME : 2:30.144 BEST LAP TIME : 2:30.485 DIFFERENCE : 0.341

LAP	SECTOR 1	SECTOR 2	LAP TIME	MPH	DIFF	TIME OF DAY
1 -	1:55.728	54.142	2:49.870	62.91	19.385	11:28:41.969
2 -	1:43.250	51.494	2:34.744	69.06	4.259	11:31:16.713
3 -	1:41.181	***50.206***	2:31.387 **(3)**	70.60	0.902	11:33:48.100
4 -	***1:39.938***	50.547	***2:30.485*** **(1)**	***71.02***		***11:36:18.585***
5 -	1:40.110	50.409	2:30.519 **(2)**	71.00	0.034	11:38:49.104

P20 27 WRR Derek BUNNING Matchless - Lynx Garage

IDEAL LAP TIME : 2:32.195 BEST LAP TIME : 2:33.200 DIFFERENCE : 1.005

LAP	SECTOR 1	SECTOR 2	LAP TIME	MPH	DIFF	TIME OF DAY
1 -	1:48.853	50.423	2:39.276	67.10	6.076	11:28:28.016
2 -	1:42.424	51.039	2:33.463 **(2)**	69.64	0.263	11:31:01.479
3 -	1:42.873	***50.327***	***2:33.200*** **(1)**	***69.76***		***11:33:34.679***
4 -	***1:41.868***	52.166	2:34.034	69.38	0.834	11:36:08.713
5 -	1:42.272	51.339	2:33.611 **(3)**	69.57	0.411	11:38:42.324
6 -	1:43.678	51.698	2:35.376	68.78	2.176	11:41:17.700

P21 38 WRR Adrian HUNTER Norton -

IDEAL LAP TIME : 2:34.493 BEST LAP TIME : 2:34.493 DIFFERENCE : 0.000

LAP	SECTOR 1	SECTOR 2	LAP TIME	MPH	DIFF	TIME OF DAY
1 -	1:55.521	54.865	2:50.386	62.72	15.893	11:28:43.405
2 -	1:44.667	51.574	2:36.241 **(2)**	68.40	1.748	11:31:19.646
3 -	***1:42.947***	***51.546***	***2:34.493*** **(1)**	***69.18***		***11:33:54.139***
4 -	1:44.799	52.173	2:36.972 **(3)**	68.08	2.479	11:36:31.111
5 -	1:44.869	53.272	2:38.141	67.58	3.648	11:39:09.252

P22 41 TCM Sam RHODES Velocette -

IDEAL LAP TIME : 2:34.507 BEST LAP TIME : 2:35.262 DIFFERENCE : 0.755

LAP	SECTOR 1	SECTOR 2	LAP TIME	MPH	DIFF	TIME OF DAY
1 -	1:54.265	54.249	2:48.514	63.42	13.252	11:28:45.586
2 -	1:46.908	52.630	2:39.538 **(3)**	66.99	4.276	11:31:25.124
3 -	1:46.094	52.265	2:38.359 **(2)**	67.49	3.097	11:34:03.483
4 -	1:43.925	***51.337***	***2:35.262*** **(1)**	***68.83***		***11:36:38.745***

P23 5 Avon Ian LUCAS Norton - Jack Gooch

IDEAL LAP TIME : 2:37.327 BEST LAP TIME : 2:37.671 DIFFERENCE : 0.344

LAP	SECTOR 1	SECTOR 2	LAP TIME	MPH	DIFF	TIME OF DAY
1 -	1:58.188	53.816	2:52.004	62.13	14.333	11:28:48.844
2 -	1:45.506	***52.240***	2:37.746 **(2)**	67.75	0.075	11:31:26.590
3 -	1:45.257	52.414	***2:37.671*** **(1)**	***67.78***		***11:34:04.261***
4 -	***1:45.087***	52.913	2:38.000 **(3)**	67.64	0.329	11:36:42.261
5 -	1:46.070	54.718	2:40.788	66.47	3.117	11:39:23.049

P24 16 WRR Roger MUNSEY Norton -

IDEAL LAP TIME : 2:38.732 BEST LAP TIME : 2:38.732 DIFFERENCE : 0.000

LAP	SECTOR 1	SECTOR 2	LAP TIME	MPH	DIFF	TIME OF DAY
1 -	1:49.997	53.072	2:43.069	65.54	4.337	11:28:27.781
2 -	1:46.536	53.582	2:40.118 **(3)**	66.75	1.386	11:31:07.899
3 -	***1:45.996***	***52.736***	***2:38.732*** **(1)**	***67.33***		***11:33:46.631***
4 -	1:46.259	53.328	2:39.587 **(2)**	66.97	0.855	11:36:26.218

P25 9 TCM Tim JACKSON Gilera -

IDEAL LAP TIME : 2:39.284 BEST LAP TIME : 2:39.725 DIFFERENCE : 0.441

LAP	SECTOR 1	SECTOR 2	LAP TIME	MPH	DIFF	TIME OF DAY

Weather / Track : Cloudy / Dry

Snetterton
Circuit Length = 2.9689 miles
Start: 11:25 Flag 11:39 End: 11:41

BMCRC - MRO Championships 2016 - Rnd 4 @ Snetterton 300

Lansdowne Classic Series

QUALIFYING - SECTOR ANALYSIS

SECTOR 1 = FL to I1, SECTOR 2 = I1 to FL, DIFF = Difference To Personal Best Lap

1 -	2:02.210	57.263	2:59.473		59.55	19.748	11:29:00.663
2 -	1:51.162	54.532	2:45.694		64.50	5.969	11:31:46.357
3 -	1:49.156	53.697	2:42.853	**(3)**	65.63	3.128	11:34:29.210
4 -	1:47.414	***52.346***	2:39.760	**(2)**	66.90	0.035	11:37:08.970
5 -	***1:46.938***	52.787	***2:39.725***	**(1)**	***66.91***		***11:39:48.695***

P26 2 Avon Roger ASHBY AJS -

IDEAL LAP TIME : 2:40.677 BEST LAP TIME : 2:41.225 DIFFERENCE : 0.548

LAP	SECTOR 1	SECTOR 2	LAP TIME		MPH	DIFF	TIME OF DAY
1 -	1:52.732	57.787	2:50.519		62.67	9.294	11:28:36.942
2 -	1:49.489	***52.601***	2:42.090	**(2)**	65.93	0.865	11:31:19.032
3 -	1:52.558	53.094	2:45.652		64.52	4.427	11:34:04.684
4 -	***1:48.076***	53.149	***2:41.225***	**(1)**	***66.29***		***11:36:45.909***
5 -	1:49.089	53.571	2:42.660	**(3)**	65.70	1.435	11:39:28.569

Weather / Track : Cloudy / Dry

Snetterton
Circuit Length = 2.9689 miles
Start: 11:25 Flag 11:39 End: 11:41

BMCRC - MRO Championships 2016 - Rnd 4 @ Snetterton 300

Lansdowne Classic Series

QUALIFYING - BEST SECTORS

SECTOR 1				SECTOR 2			IDEAL / BEST COMPARISON					
POS	NO	NAME	TIME	NO	NAME	TIME	POS	NO	NAME	IDEAL	BEST	DIFF
									PERFECT LAP	2:14.159		
1	79	STIMPSON	**1:30.413**	79	STIMPSON	**43.746**	1	79	STIMPSON	2:14.159	2:14.203	0.044
2	68	RUSSELL	**1:30.560**	68	RUSSELL	**44.152**	2	68	RUSSELL	2:14.712	2:14.712	0.000
3	42	SINCLAIR	**1:31.242**	999	FIRMIN	**44.533**	3	42	SINCLAIR	2:15.942	2:15.942	0.000
4	25	ENGLISH	**1:31.938**	42	SINCLAIR	**44.700**	4	999	FIRMIN	2:16.471	2:16.471	0.000
5	999	FIRMIN	**1:31.938**	25	ENGLISH	**44.968**	5	25	ENGLISH	2:16.906	2:16.906	0.000
6	37	LING	**1:32.577**	90	CLEWS	**45.644**	6	37	LING	2:18.304	2:18.304	0.000
7	90	CLEWS	**1:33.602**	37	LING	**45.727**	7	90	CLEWS	2:19.246	2:19.412	0.166
8	45	PEREZ	**1:34.972**	54	STOKES	**46.826**	8	54	STOKES	2:22.085	2:22.085	0.000
9	15	CREW	**1:35.126**	15	CREW	**46.987**	9	15	CREW	2:22.113	2:22.411	0.298
10	50	SHARP	**1:35.208**	45	PEREZ	**47.362**	10	45	PEREZ	2:22.334	2:22.460	0.126
11	54	STOKES	**1:35.259**	50	SHARP	**47.511**	11	50	SHARP	2:22.719	2:22.719	0.000
12	64	BASSETT	**1:36.524**	64	BASSETT	**47.650**	12	64	BASSETT	2:24.174	2:24.495	0.321
13	99	CLEWS	**1:37.074**	67	RUSSELL	**48.246**	13	99	CLEWS	2:25.491	2:25.853	0.362
14	17	TONGE	**1:38.137**	99	CLEWS	**48.417**	14	17	TONGE	2:26.795	2:26.910	0.115
15	32	IDE	**1:38.144**	17	TONGE	**48.658**	15	32	IDE	2:27.062	2:27.238	0.176
16	67	RUSSELL	**1:38.846**	32	IDE	**48.918**	16	67	RUSSELL	2:27.092	2:27.557	0.465
17	21	REYNOLDS	**1:39.469**	21	REYNOLDS	**49.153**	17	21	REYNOLDS	2:28.622	2:28.875	0.253
18	3	BEDFORD	**1:39.705**	3	BEDFORD	**50.046**	18	3	BEDFORD	2:29.751	2:29.886	0.135
19	23	JENNINGS	**1:39.938**	23	JENNINGS	**50.206**	19	23	JENNINGS	2:30.144	2:30.485	0.341
20	27	BUNNING	**1:41.868**	27	BUNNING	**50.327**	20	27	BUNNING	2:32.195	2:33.200	1.005
21	38	HUNTER	**1:42.947**	41	RHODES	**51.337**	21	38	HUNTER	2:34.493	2:34.493	0.000
22	41	RHODES	**1:43.170**	38	HUNTER	**51.546**	22	41	RHODES	2:34.507	2:35.262	0.755
23	5	LUCAS	**1:45.087**	5	LUCAS	**52.240**	23	5	LUCAS	2:37.327	2:37.671	0.344
24	16	MUNSEY	**1:45.996**	9	JACKSON	**52.346**	24	16	MUNSEY	2:38.732	2:38.732	0.000
25	9	JACKSON	**1:46.938**	2	ASHBY	**52.601**	25	9	JACKSON	2:39.284	2:39.725	0.441
26	2	ASHBY	**1:48.076**	16	MUNSEY	**52.736**	26	2	ASHBY	2:40.677	2:41.225	0.548

Weather / Track : Cloudy / Dry

Snetterton
Circuit Length = 2.9689 miles
Start: 11:25 Flag 11:39 End: 11:41

Results can be found at www.tsl-timing.com

Printed - 11:42 Saturday, 28 May 2016

THE LANSDOWNE CLASSIC SERIES

BMCRC - MRO Championships 2016 - Rnd 4 @ Snetterton 300

Lansdowne Classic Series

RACE 10 - CLASSIFICATION

POS	NO	CL	PIC	NAME	ENTRY	LAPS	TIME	GAP	DIFF	MPH	BEST	ON
1	**79**	BGP	1	Dean STIMPSON	Norton - IZZARD RACING	**5**	11:18.887			78.71	**2:13.998**	3
2	**42**	BGP	2	Alex SINCLAIR	Norton - Ripley Land	**5**	11:31.084	**12.197**	12.197	77.32	**2:16.612**	3
3	**999**	BGP	3	Chris FIRMIN	Molnar - AndyClewsRacing	**5**	11:31.233	**12.346**	0.149	77.31	**2:16.436**	5
4	**68**	BGP	4	Michael RUSSELL	Norton -	**5**	11:31.563	**12.676**	0.330	77.27	**2:16.576**	3
5	**37**	BGP	5	Clive LING	Norton - Tony Dunnell	**5**	11:47.215	**28.328**	15.652	75.56	**2:19.041**	5
6	**90**	BGP	6	Sam CLEWS	Norton - Andy Clews Racing	**5**	11:47.387	**28.500**	0.172	75.54	**2:19.055**	4
7	**50**	BGP	7	Phill SHARP	Norton - tony dunnel	**5**	11:51.096	**32.209**	3.709	75.15	**2:20.435**	4
8	**45**	WRR	1	Sebastian PEREZ	Matchless -	**5**	11:55.747	**36.860**	4.651	74.66	**2:19.987**	5
9	**54**	WRR	2	Robin STOKES	Norton - Cliff Ransley	**5**	11:56.599	**37.712**	0.852	74.57	**2:21.701**	4
10	**99**	WRR	3	Andy CLEWS	Matchless - Andy Clews Racing	**5**	12:12.020	**53.133**	15.421	73.00	**2:23.982**	5
11	**67**	WRR	4	Gordon RUSSELL	Norton -	**5**	12:13.341	**54.454**	1.321	72.87	**2:24.385**	5
12	**17**	WRR	5	Stuart TONGE	Norton - Stuart Tonge Engineering	**5**	12:18.274	**59.387**	4.933	72.38	**2:25.738**	5
13	**23**	WRR	6	Lee JENNINGS	Norton - Chester e Roads	**5**	12:32.785	**1:13.898**	14.511	70.99	**2:28.642**	2
14	**3**	WRR	7	Nick BEDFORD	Norton - Keith Bedford	**5**	12:33.076	**1:14.189**	0.291	70.96	**2:28.305**	4
15	**21**	WRR	8	Andy REYNOLDS	Norton - Caliber Financial Management	**5**	12:39.103	**1:20.216**	6.027	70.39	**2:28.311**	5
16	**41**	TCM	1	Sam RHODES	Velocette -	**5**	12:39.563	**1:20.676**	0.460	70.35	**2:28.590**	5
17	**27**	WRR	9	Derek BUNNING	Matchless - Lynx Garage	**5**	12:39.830	**1:20.943**	0.267	70.33	**2:28.011**	5
18	**38**	WRR	10	Adrian HUNTER	Norton -	**5**	13:04.852	**1:45.965**	25.022	68.08	**2:34.270**	2
19	**2**	Avon	1	Roger ASHBY	AJS -	**5**	13:20.454	**2:01.567**	15.602	66.76	**2:35.584**	4
20	**5**	Avon	2	Ian LUCAS	Norton - Jack Gooch	**5**	13:20.483	**2:01.596**	0.029	66.76	**2:35.701**	4

NOT CLASSIFIED

DNF	**16**	WRR		Roger MUNSEY	Norton -	**4**	10:35.357	**1 Lap**	1 Lap	67.28	**2:35.977**	2
DNF	**9**	TCM		Tim JACKSON	Gilera -	**4**	10:41.819	**1 Lap**	6.462	66.61	**2:36.666**	4
DNF	**15**	BGP		Peter CREW	Norton -	**3**	7:10.634	**2 Laps**	1 Lap	74.45	**2:20.752**	2
DNF	**64**	WRR		Chris BASSETT	Norton -	**2**	4:52.559	**3 Laps**	1 Lap	73.06	**2:22.315**	2

FASTEST LAP

79	BGP	Dean STIMPSON	Norton - IZZARD RACING	**3**	2:13.998	79.76 mph	128.36 kph
45	WRR	Sebastian PEREZ	Matchless -	**5**	2:19.987	76.35 mph	122.87 kph
41	TCM	Sam RHODES	Velocette -	**5**	2:28.590	71.93 mph	115.76 kph
2	Avon	Roger ASHBY	AJS -	**4**	2:35.584	68.69 mph	110.55 kph

Class BGP - 90% of Race Speed = 70.83 mph
Class WRR - 90% of Race Speed = 67.19 mph
Class TCM - 90% of Race Speed = 63.31 mph
Class Avon - 90% of Race Speed = 60.08 mph

Snetterton
Circuit Length = 2.9689 miles
Start: 15:18 Flag 15:29 End: 15:32

Weather / Track : Cloudy / Dry
These results are provisional until the conclusion of any judicial and technical matters.

Clerk Of Course :		Timekeeper :

Results can be found at www.tsl-timing.com

Printed - 15:32 Saturday, 28 May 2016

BRITISH MOTOR CYCLE RACING CLUB
NATIONAL MOTORCYCLE MUSEUM
The Classic MotorCycle
TSL SPORTS TIMING TIMING SOLUTIONS LTD
AVON TYRES
Bonhams 1793

BMCRC - MRO Championships 2016 - Rnd 4 @ Snetterton 300

Lansdowne Classic Series

RACE 10 - LAP CHART

LAP 1		@ 15:20:52.375
NO	BEHIND	LAP TIME
79		2:20.415
999	2.859	2:23.274
42	2.885	2:23.300
68	4.054	2:24.469
37	6.096	2:26.511
90	6.875	2:27.290
50	7.306	2:27.721
45	7.576	2:27.991
54	8.459	2:28.874
15	8.558	2:28.973
64	9.829	2:30.244
67	11.665	2:32.080
99	12.119	2:32.534
17	13.576	2:33.991
23	14.541	2:34.956
3	14.667	2:35.082
21	17.946	2:38.361
41	18.810	2:39.225
27	19.006	2:39.421
38	20.224	2:40.639
16	25.462	2:45.877
2	27.147	2:47.562
9	27.480	2:47.895
5	28.000	2:48.415

LAP 2		@ 15:23:07.062
NO	BEHIND	LAP TIME
79		2:14.687
42	5.560	2:17.362
999	5.694	2:17.522
68	6.194	2:16.827
37	12.166	2:20.757
90	12.267	2:20.079
50	13.463	2:20.844
45	14.443	2:21.554
15	14.623	2:20.752
54	15.812	2:22.040
64	17.457	2:22.315
99	22.575	2:25.143
67	22.589	2:25.611
17	24.988	2:26.099
23	28.496	2:28.642
3	28.866	2:28.886
21	34.291	2:31.032
41	35.482	2:31.359
27	35.689	2:31.370
38	39.807	2:34.270
16	46.752	2:35.977
5	51.892	2:38.579
9	52.262	2:39.469
2	52.997	2:40.537

LAP 3		@ 15:25:21.060
NO	BEHIND	LAP TIME
79		2:13.998
42	8.174	2:16.612
999	8.594	2:16.898
68	8.772	2:16.576
37	18.951	2:20.783
90	19.243	2:20.974
50	20.793	2:21.328
15	21.534	2:20.909
54	24.036	2:22.222
45	24.525	2:24.080
99	33.512	2:24.935
67	34.609	2:26.018
17	37.434	2:26.444
23	43.674	2:29.176
3	44.742	2:29.874
41	51.854	2:30.370
21	52.049	2:31.756
27	52.767	2:31.076
38	1:02.714	2:36.905
16	1:09.847	2:37.093
9	1:16.053	2:37.789
5	1:17.419	2:39.525
2	1:17.513	2:38.514

LAP 4		@ 15:27:35.641
NO	BEHIND	LAP TIME
79		2:14.581
42	10.600	2:17.007
68	10.775	2:16.584
999	11.116	2:17.103
90	23.717	2:19.055
37	24.493	2:20.123
50	26.647	2:20.435
54	31.156	2:21.701
45	32.079	2:22.135
99	44.357	2:25.426
67	45.275	2:25.247
17	48.855	2:26.002
23	58.241	2:29.148
3	58.466	2:28.305
21	1:07.111	2:29.643
41	1:07.292	2:30.019
27	1:08.138	2:29.952
38	1:24.449	2:36.316
16	1:31.676	2:36.410
9	1:38.138	2:36.666
2	1:38.516	2:35.584
5	1:38.539	2:35.701

LAP 5		@ 15:29:50.847
NO	BEHIND	LAP TIME
79		2:15.206
42	12.197	2:16.803
999	12.346	2:16.436
68	12.676	2:17.107
37	28.328	2:19.041
90	28.500	2:19.989
50	32.209	2:20.768
45	36.860	2:19.987
54	37.712	2:21.762
99	53.133	2:23.982
67	54.454	2:24.385
17	59.387	2:25.738
23	1:13.898	2:30.863
3	1:14.189	2:30.929
21	1:20.216	2:28.311
41	1:20.676	2:28.590
27	1:20.943	2:28.011
38	1:45.965	2:36.722
2	2:01.567	2:38.257
5	2:01.596	2:38.263

Weather / Track : Cloudy / Dry

Snetterton
Circuit Length = 2.9689 miles
Start: 15:18 Flag 15:29 End: 15:32

Results can be found at www.tsl-timing.com

Printed - 15:33 Saturday, 28 May 2016

BMCRC - MRO Championships 2016 - Rnd 4 @ Snetterton 300

Lansdowne Classic Series

RACE 10 - SECTOR ANALYSIS

SECTOR 1 = FL to I1, SECTOR 2 = I1 to FL, DIFF = Difference To Personal Best Lap

P1 79 BGP Dean STIMPSON
Norton - IZZARD RACING

IDEAL LAP TIME : 2:13.998 BEST LAP TIME : 2:13.998 DIFFERENCE : 0.000

LAP	SECTOR 1	SECTOR 2	LAP TIME	MPH	DIFF	TIME OF DAY
1 -		44.073	2:20.415	76.11	6.417	15:20:52.375
2 -	1:30.672	44.015	2:14.687 (3)	79.35	0.689	15:23:07.062
3 -	***1:30.353***	***43.645***	***2:13.998 (1)***	***79.76***		***15:25:21.060***
4 -	1:30.531	44.050	2:14.581 (2)	79.41	0.583	15:27:35.641
5 -	1:30.989	44.217	2:15.206	79.05	1.208	15:29:50.847

P2 42 BGP Alex SINCLAIR
Norton - Ripley Land

IDEAL LAP TIME : 2:16.462 BEST LAP TIME : 2:16.612 DIFFERENCE : 0.150

LAP	SECTOR 1	SECTOR 2	LAP TIME	MPH	DIFF	TIME OF DAY
1 -		45.301	2:23.300	74.58	6.688	15:20:55.260
2 -	1:32.337	45.025	2:17.362	77.80	0.750	15:23:12.622
3 -	1:31.708	***44.904***	***2:16.612 (1)***	***78.23***		***15:25:29.234***
4 -	1:32.073	44.934	2:17.007 (3)	78.01	0.395	15:27:46.241
5 -	***1:31.558***	45.245	2:16.803 (2)	78.12	0.191	15:30:03.044

P3 999 BGP Chris FIRMIN
Molnar - AndyClewsRacing

IDEAL LAP TIME : 2:16.436 BEST LAP TIME : 2:16.436 DIFFERENCE : 0.000

LAP	SECTOR 1	SECTOR 2	LAP TIME	MPH	DIFF	TIME OF DAY
1 -		45.173	2:23.274	74.59	6.838	15:20:55.234
2 -	1:32.845	44.677	2:17.522	77.71	1.086	15:23:12.756
3 -	1:32.131	44.767	2:16.898 (2)	78.07	0.462	15:25:29.654
4 -	1:32.458	44.645	2:17.103 (3)	77.95	0.667	15:27:46.757
5 -	***1:31.955***	***44.481***	***2:16.436 (1)***	***78.33***		***15:30:03.193***

P4 68 BGP Michael RUSSELL
Norton -

IDEAL LAP TIME : 2:16.067 BEST LAP TIME : 2:16.576 DIFFERENCE : 0.509

LAP	SECTOR 1	SECTOR 2	LAP TIME	MPH	DIFF	TIME OF DAY
1 -		45.202	2:24.469	73.98	7.893	15:20:56.429
2 -	1:31.786	45.041	2:16.827 (3)	78.11	0.251	15:23:13.256
3 -	1:31.576	45.000	***2:16.576 (1)***	***78.25***		***15:25:29.832***
4 -	1:31.853	***44.731***	2:16.584 (2)	78.25	0.008	15:27:46.416
5 -	***1:31.336***	45.771	2:17.107	77.95	0.531	15:30:03.523

P5 37 BGP Clive LING
Norton - Tony Dunnell

IDEAL LAP TIME : 2:18.944 BEST LAP TIME : 2:19.041 DIFFERENCE : 0.097

LAP	SECTOR 1	SECTOR 2	LAP TIME	MPH	DIFF	TIME OF DAY
1 -		46.364	2:26.511	72.95	7.470	15:20:58.471
2 -	1:34.409	46.348	2:20.757 (3)	75.93	1.716	15:23:19.228
3 -	1:34.303	46.480	2:20.783	75.91	1.742	15:25:40.011
4 -	1:33.809	***46.314***	2:20.123 (2)	76.27	1.082	15:28:00.134
5 -	***1:32.630***	46.411	***2:19.041 (1)***	***76.86***		***15:30:19.175***

P6 90 BGP Sam CLEWS
Norton - Andy Clews Racing

IDEAL LAP TIME : 2:19.055 BEST LAP TIME : 2:19.055 DIFFERENCE : 0.000

LAP	SECTOR 1	SECTOR 2	LAP TIME	MPH	DIFF	TIME OF DAY
1 -		47.058	2:27.290	72.56	8.235	15:20:59.250
2 -	1:33.267	46.812	2:20.079 (3)	76.30	1.024	15:23:19.329
3 -	1:34.245	46.729	2:20.974	75.81	1.919	15:25:40.303
4 -	***1:33.026***	***46.029***	***2:19.055 (1)***	***76.86***		***15:27:59.358***
5 -	1:33.629	46.360	2:19.989 (2)	76.34	0.934	15:30:19.347

P7 50 BGP Phill SHARP
Norton - tony dunnel

IDEAL LAP TIME : 2:20.358 BEST LAP TIME : 2:20.435 DIFFERENCE : 0.077

LAP	SECTOR 1	SECTOR 2	LAP TIME	MPH	DIFF	TIME OF DAY

Weather / Track : Cloudy / Dry

Snetterton
Circuit Length = 2.9689 miles
Start: 15:18 Flag 15:29 End: 15:32

BMCRC - MRO Championships 2016 - Rnd 4 @ Snetterton 300

Lansdowne Classic Series

RACE 10 - SECTOR ANALYSIS

SECTOR 1 = FL to I1, SECTOR 2 = I1 to FL, DIFF = Difference To Personal Best Lap

1 -		47.056	2:27.721		72.35	7.286	15:20:59.681
2 -	1:34.077	46.767	2:20.844	(3)	75.88	0.409	15:23:20.525
3 -	1:34.359	46.969	2:21.328		75.62	0.893	15:25:41.853
4 -	1:33.834	***46.601***	***2:20.435***	**(1)**	***76.10***		***15:28:02.288***
5 -	***1:33.757***	47.011	2:20.768	**(2)**	75.92	0.333	15:30:23.056

P8 45 WRR Sebastian PEREZ Matchless -

IDEAL LAP TIME : 2:19.987 BEST LAP TIME : 2:19.987 DIFFERENCE : 0.000

LAP	SECTOR 1	SECTOR 2	LAP TIME		MPH	DIFF	TIME OF DAY
1 -		46.994	2:27.991		72.22	8.004	15:20:59.951
2 -	1:34.715	46.839	2:21.554	**(2)**	75.50	1.567	15:23:21.505
3 -	1:37.005	47.075	2:24.080		74.18	4.093	15:25:45.585
4 -	1:35.074	47.061	2:22.135	**(3)**	75.19	2.148	15:28:07.720
5 -	***1:33.482***	***46.505***	***2:19.987***	**(1)**	***76.35***		***15:30:27.707***

P9 54 WRR Robin STOKES Norton - Cliff Ransley

IDEAL LAP TIME : 2:21.086 BEST LAP TIME : 2:21.701 DIFFERENCE : 0.615

LAP	SECTOR 1	SECTOR 2	LAP TIME		MPH	DIFF	TIME OF DAY
1 -		47.153	2:28.874		71.79	7.173	15:21:00.834
2 -	1:35.123	46.917	2:22.040	**(3)**	75.24	0.339	15:23:22.874
3 -	1:35.581	***46.641***	2:22.222		75.15	0.521	15:25:45.096
4 -	1:35.008	46.693	***2:21.701***	**(1)**	***75.42***		***15:28:06.797***
5 -	***1:34.445***	47.317	2:21.762	**(2)**	75.39	0.061	15:30:28.559

P10 99 WRR Andy CLEWS Matchless - Andy Clews Racing

IDEAL LAP TIME : 2:23.982 BEST LAP TIME : 2:23.982 DIFFERENCE : 0.000

LAP	SECTOR 1	SECTOR 2	LAP TIME		MPH	DIFF	TIME OF DAY
1 -		48.118	2:32.534		70.06	8.552	15:21:04.494
2 -	1:36.810	48.333	2:25.143	**(3)**	73.63	1.161	15:23:29.637
3 -	1:36.722	48.213	2:24.935	**(2)**	73.74	0.953	15:25:54.572
4 -	1:37.220	48.206	2:25.426		73.49	1.444	15:28:19.998
5 -	***1:36.363***	***47.619***	***2:23.982***	**(1)**	***74.23***		***15:30:43.980***

P11 67 WRR Gordon RUSSELL Norton -

IDEAL LAP TIME : 2:24.385 BEST LAP TIME : 2:24.385 DIFFERENCE : 0.000

LAP	SECTOR 1	SECTOR 2	LAP TIME		MPH	DIFF	TIME OF DAY
1 -		47.658	2:32.080		70.27	7.695	15:21:04.040
2 -	1:37.488	48.123	2:25.611	**(3)**	73.40	1.226	15:23:29.651
3 -	1:38.493	47.525	2:26.018		73.19	1.633	15:25:55.669
4 -	1:37.450	47.797	2:25.247	**(2)**	73.58	0.862	15:28:20.916
5 -	***1:36.952***	***47.433***	***2:24.385***	**(1)**	***74.02***		***15:30:45.301***

P12 17 WRR Stuart TONGE Norton - Stuart Tonge Engineering

IDEAL LAP TIME : 2:25.090 BEST LAP TIME : 2:25.738 DIFFERENCE : 0.648

LAP	SECTOR 1	SECTOR 2	LAP TIME		MPH	DIFF	TIME OF DAY
1 -		48.451	2:33.991		69.40	8.253	15:21:05.951
2 -	1:37.683	48.416	2:26.099	**(3)**	73.15	0.361	15:23:32.050
3 -	1:37.713	48.731	2:26.444		72.98	0.706	15:25:58.494
4 -	1:38.069	***47.933***	2:26.002	**(2)**	73.20	0.264	15:28:24.496
5 -	***1:37.157***	48.581	***2:25.738***	**(1)**	***73.33***		***15:30:50.234***

P13 23 WRR Lee JENNINGS Norton - Chester e Roads

IDEAL LAP TIME : 2:28.438 BEST LAP TIME : 2:28.642 DIFFERENCE : 0.204

LAP	SECTOR 1	SECTOR 2	LAP TIME		MPH	DIFF	TIME OF DAY
1 -		***49.730***	2:34.956		68.97	6.314	15:21:06.916
2 -	***1:38.708***	49.934	***2:28.642***	**(1)**	***71.90***		***15:23:35.558***
3 -	1:39.119	50.057	2:29.176	**(3)**	71.64	0.534	15:26:04.734
4 -	1:39.196	49.952	2:29.148	**(2)**	71.66	0.506	15:28:33.882

Weather / Track : Cloudy / Dry

Snetterton
Circuit Length = 2.9689 miles
Start: 15:18 Flag 15:29 End: 15:32

BMCRC - MRO Championships 2016 - Rnd 4 @ Snetterton 300

Lansdowne Classic Series

RACE 10 - SECTOR ANALYSIS

SECTOR 1 = FL to I1, SECTOR 2 = I1 to FL, DIFF = Difference To Personal Best Lap

5 -	1:40.179	50.684	2:30.863	70.84	2.221	15:31:04.745

P14 3 WRR Nick BEDFORD Norton - Keith Bedford

IDEAL LAP TIME : 2:28.083 BEST LAP TIME : 2:28.305 DIFFERENCE : 0.222

LAP	SECTOR 1	SECTOR 2	LAP TIME	MPH	DIFF	TIME OF DAY
1 -		***49.272***	2:35.082	68.91	6.777	15:21:07.042
2 -	1:39.609	49.277	2:28.886 **(2)**	71.78	0.581	15:23:35.928
3 -	1:39.175	50.699	2:29.874 **(3)**	71.31	1.569	15:26:05.802
4 -	***1:38.811***	49.494	***2:28.305*** **(1)**	***72.06***		***15:28:34.107***
5 -	1:40.103	50.826	2:30.929	70.81	2.624	15:31:05.036

P15 21 WRR Andy REYNOLDS Norton - Caliber Financial Management

IDEAL LAP TIME : 2:28.300 BEST LAP TIME : 2:28.311 DIFFERENCE : 0.011

LAP	SECTOR 1	SECTOR 2	LAP TIME	MPH	DIFF	TIME OF DAY
1 -		49.540	2:38.361	67.49	10.050	15:21:10.321
2 -	1:40.833	50.199	2:31.032 **(3)**	70.76	2.721	15:23:41.353
3 -	1:41.557	50.199	2:31.756	70.42	3.445	15:26:13.109
4 -	1:40.287	***49.356***	2:29.643 **(2)**	71.42	1.332	15:28:42.752
5 -	***1:38.944***	49.367	***2:28.311*** **(1)**	***72.06***		***15:31:11.063***

P16 41 TCM Sam RHODES Velocette -

IDEAL LAP TIME : 2:28.590 BEST LAP TIME : 2:28.590 DIFFERENCE : 0.000

LAP	SECTOR 1	SECTOR 2	LAP TIME	MPH	DIFF	TIME OF DAY
1 -		50.200	2:39.225	67.12	10.635	15:21:11.185
2 -	1:41.101	50.258	2:31.359	70.61	2.769	15:23:42.544
3 -	1:40.605	49.765	2:30.370 **(3)**	71.07	1.780	15:26:12.914
4 -	1:40.100	49.919	2:30.019 **(2)**	71.24	1.429	15:28:42.933
5 -	***1:39.781***	***48.809***	***2:28.590*** **(1)**	***71.93***		***15:31:11.523***

P17 27 WRR Derek BUNNING Matchless - Lynx Garage

IDEAL LAP TIME : 2:28.011 BEST LAP TIME : 2:28.011 DIFFERENCE : 0.000

LAP	SECTOR 1	SECTOR 2	LAP TIME	MPH	DIFF	TIME OF DAY
1 -		50.057	2:39.421	67.04	11.410	15:21:11.381
2 -	1:40.842	50.528	2:31.370	70.60	3.359	15:23:42.751
3 -	1:40.643	50.433	2:31.076 **(3)**	70.74	3.065	15:26:13.827
4 -	1:40.187	49.765	2:29.952 **(2)**	71.27	1.941	15:28:43.779
5 -	***1:38.860***	***49.151***	***2:28.011*** **(1)**	***72.21***		***15:31:11.790***

P18 38 WRR Adrian HUNTER Norton -

IDEAL LAP TIME : 2:33.722 BEST LAP TIME : 2:34.270 DIFFERENCE : 0.548

LAP	SECTOR 1	SECTOR 2	LAP TIME	MPH	DIFF	TIME OF DAY
1 -		***50.683***	2:40.639	66.53	6.369	15:21:12.599
2 -	***1:43.039***	51.231	***2:34.270*** **(1)**	***69.28***		***15:23:46.869***
3 -	1:44.641	52.264	2:36.905	68.11	2.635	15:26:23.774
4 -	1:44.533	51.783	2:36.316 **(2)**	68.37	2.046	15:29:00.090
5 -	1:45.001	51.721	2:36.722 **(3)**	68.19	2.452	15:31:36.812

P19 2 Avon Roger ASHBY AJS -

IDEAL LAP TIME : 2:35.584 BEST LAP TIME : 2:35.584 DIFFERENCE : 0.000

LAP	SECTOR 1	SECTOR 2	LAP TIME	MPH	DIFF	TIME OF DAY
1 -		52.985	2:47.562	63.78	11.978	15:21:19.522
2 -	1:47.853	52.684	2:40.537	66.57	4.953	15:24:00.059
3 -	1:46.214	52.300	2:38.514 **(3)**	67.42	2.930	15:26:38.573
4 -	***1:44.418***	***51.166***	***2:35.584*** **(1)**	***68.69***		***15:29:14.157***
5 -	1:46.182	52.075	2:38.257 **(2)**	67.53	2.673	15:31:52.414

Weather / Track : Cloudy / Dry

Snetterton
Circuit Length = 2.9689 miles
Start: 15:18 Flag 15:29 End: 15:32

BMCRC - MRO Championships 2016 - Rnd 4 @ Snetterton 300

Lansdowne Classic Series

RACE 10 - SECTOR ANALYSIS

SECTOR 1 = FL to I1, SECTOR 2 = I1 to FL, DIFF = Difference To Personal Best Lap

P20 5 Avon Ian LUCAS Norton - Jack Gooch

IDEAL LAP TIME : 2:35.701 BEST LAP TIME : 2:35.701 DIFFERENCE : 0.000

LAP	SECTOR 1	SECTOR 2	LAP TIME	MPH	DIFF	TIME OF DAY
1 -		53.609	2:48.415	63.46	12.714	15:21:20.375
2 -	1:46.385	52.194	2:38.579 **(3)**	67.39	2.878	15:23:58.954
3 -	1:47.161	52.364	2:39.525	66.99	3.824	15:26:38.479
4 -	***1:44.782***	***50.919***	***2:35.701*** **(1)**	***68.64***		***15:29:14.180***
5 -	1:45.697	52.566	2:38.263 **(2)**	67.53	2.562	15:31:52.443

P21 16 WRR Roger MUNSEY Norton -

IDEAL LAP TIME : 2:35.485 BEST LAP TIME : 2:35.977 DIFFERENCE : 0.492

LAP	SECTOR 1	SECTOR 2	LAP TIME	MPH	DIFF	TIME OF DAY
1 -		***51.277***	2:45.877	64.43	9.900	15:21:17.837
2 -	***1:44.208***	51.769	***2:35.977*** **(1)**	***68.52***		***15:23:53.814***
3 -	1:45.135	51.958	2:37.093 **(3)**	68.03	1.116	15:26:30.907
4 -	1:45.051	51.359	2:36.410 **(2)**	68.33	0.433	15:29:07.317

P22 9 TCM Tim JACKSON Gilera -

IDEAL LAP TIME : 2:36.666 BEST LAP TIME : 2:36.666 DIFFERENCE : 0.000

LAP	SECTOR 1	SECTOR 2	LAP TIME	MPH	DIFF	TIME OF DAY
1 -		52.485	2:47.895	63.65	11.229	15:21:19.855
2 -	1:47.466	52.003	2:39.469 **(3)**	67.02	2.803	15:23:59.324
3 -	1:46.018	51.771	2:37.789 **(2)**	67.73	1.123	15:26:37.113
4 -	***1:45.342***	***51.324***	***2:36.666*** **(1)**	***68.22***		***15:29:13.779***

P23 15 BGP Peter CREW Norton -

IDEAL LAP TIME : 2:20.353 BEST LAP TIME : 2:20.752 DIFFERENCE : 0.399

LAP	SECTOR 1	SECTOR 2	LAP TIME	MPH	DIFF	TIME OF DAY
1 -		47.122	2:28.973 **(3)**	71.74	8.221	15:21:00.933
2 -	***1:34.344***	46.408	***2:20.752*** **(1)**	***75.93***		***15:23:21.685***
3 -	1:34.900	***46.009***	2:20.909 **(2)**	75.85	0.157	15:25:42.594

P24 64 WRR Chris BASSETT Norton -

IDEAL LAP TIME : 2:22.216 BEST LAP TIME : 2:22.315 DIFFERENCE : 0.099

LAP	SECTOR 1	SECTOR 2	LAP TIME	MPH	DIFF	TIME OF DAY
1 -		***47.015***	2:30.244 **(2)**	71.13	7.929	15:21:02.204
2 -	1:35.212	47.103	***2:22.315*** **(1)**	***75.10***		***15:23:24.519***

Weather / Track : Cloudy / Dry

Snetterton
Circuit Length = 2.9689 miles
Start: 15:18 Flag 15:29 End: 15:32

BMCRC - MRO Championships 2016 - Rnd 4 @ Snetterton 300

Lansdowne Classic Series

RACE 10 - BEST SECTORS

SECTOR 1				SECTOR 2				IDEAL / BEST COMPARISON					
POS	NO	NAME	TIME	NO	NAME	TIME		POS	NO	NAME	IDEAL	BEST	DIFF
										PERFECT LAP	2:13.998		
1	79	STIMPSON	**1:30.353**	79	STIMPSON	**43.645**		1	79	STIMPSON	2:13.998	2:13.998	0.000
2	68	RUSSELL	**1:31.336**	999	FIRMIN	**44.481**		2	68	RUSSELL	2:16.067	2:16.576	0.509
3	42	SINCLAIR	**1:31.558**	68	RUSSELL	**44.731**		3	999	FIRMIN	2:16.436	2:16.436	0.000
4	999	FIRMIN	**1:31.955**	42	SINCLAIR	**44.904**		4	42	SINCLAIR	2:16.462	2:16.612	0.150
5	37	LING	**1:32.630**	15	CREW	**46.009**		5	37	LING	2:18.944	2:19.041	0.097
6	90	CLEWS	**1:33.026**	90	CLEWS	**46.029**		6	90	CLEWS	2:19.055	2:19.055	0.000
7	45	PEREZ	**1:33.482**	37	LING	**46.314**		7	45	PEREZ	2:19.987	2:19.987	0.000
8	50	SHARP	**1:33.757**	45	PEREZ	**46.505**		8	15	CREW	2:20.353	2:20.752	0.399
9	15	CREW	**1:34.344**	50	SHARP	**46.601**		9	50	SHARP	2:20.358	2:20.435	0.077
10	54	STOKES	**1:34.445**	54	STOKES	**46.641**		10	54	STOKES	2:21.086	2:21.701	0.615
11	64	BASSETT	**1:35.201**	64	BASSETT	**47.015**		11	64	BASSETT	2:22.216	2:22.315	0.099
12	99	CLEWS	**1:36.363**	67	RUSSELL	**47.433**		12	99	CLEWS	2:23.982	2:23.982	0.000
13	67	RUSSELL	**1:36.952**	99	CLEWS	**47.619**		13	67	RUSSELL	2:24.385	2:24.385	0.000
14	17	TONGE	**1:37.157**	17	TONGE	**47.933**		14	17	TONGE	2:25.090	2:25.738	0.648
15	23	JENNINGS	**1:38.708**	41	RHODES	**48.809**		15	27	BUNNING	2:28.011	2:28.011	0.000
16	3	BEDFORD	**1:38.811**	27	BUNNING	**49.151**		16	3	BEDFORD	2:28.083	2:28.305	0.222
17	27	BUNNING	**1:38.860**	3	BEDFORD	**49.272**		17	21	REYNOLDS	2:28.300	2:28.311	0.011
18	21	REYNOLDS	**1:38.944**	21	REYNOLDS	**49.356**		18	23	JENNINGS	2:28.438	2:28.642	0.204
19	41	RHODES	**1:39.781**	23	JENNINGS	**49.730**		19	41	RHODES	2:28.590	2:28.590	0.000
20	38	HUNTER	**1:43.039**	38	HUNTER	**50.683**		20	38	HUNTER	2:33.722	2:34.270	0.548
21	16	MUNSEY	**1:44.208**	5	LUCAS	**50.919**		21	16	MUNSEY	2:35.485	2:35.977	0.492
22	2	ASHBY	**1:44.418**	2	ASHBY	**51.166**		22	2	ASHBY	2:35.584	2:35.584	0.000
23	5	LUCAS	**1:44.782**	16	MUNSEY	**51.277**		23	5	LUCAS	2:35.701	2:35.701	0.000
24	9	JACKSON	**1:45.342**	9	JACKSON	**51.324**		24	9	JACKSON	2:36.666	2:36.666	0.000

Weather / Track : Cloudy / Dry

Snetterton
Circuit Length = 2.9689 miles
Start: 15:18 Flag 15:29 End: 15:32

Results can be found at www.tsl-timing.com

Printed - 15:33 Saturday, 28 May 2016

THE LANSDOWNE CLASSIC SERIES

BMCRC - MRO Championships 2016 - Rnd 4 @ Snetterton 300

Lansdowne Classic Series

RACE 20 - CLASSIFICATION

POS	NO	CL	PIC	NAME	ENTRY	LAPS	TIME	GAP	DIFF	MPH	BEST	ON
1	**79**	BGP	1	Dean STIMPSON	Norton - IZZARD RACING	**5**	11:17.901			78.83	**2:14.150**	3
2	**68**	BGP	2	Michael RUSSELL	Norton -	**5**	11:28.401	**10.500**	10.500	77.62	**2:16.288**	4
3	**42**	BGP	3	Alex SINCLAIR	Norton - Ripley Land	**5**	11:31.844	**13.943**	3.443	77.24	**2:16.494**	4
4	**999**	BGP	4	Chris FIRMIN	Molnar - AndyClewsRacing	**5**	11:31.857	**13.956**	0.013	77.24	**2:16.302**	5
5	**90**	BGP	5	Sam CLEWS	Norton - Andy Clews Racing	**5**	11:39.407	**21.506**	7.550	76.40	**2:17.722**	3
6	**37**	BGP	6	Clive LING	Norton - Tony Dunnell	**5**	11:40.550	**22.649**	1.143	76.28	**2:17.841**	5
7	**15**	BGP	7	Peter CREW	Norton -	**5**	11:51.886	**33.985**	11.336	75.06	**2:21.004**	3
8	**50**	BGP	8	Phill SHARP	Norton - tony dunnel	**5**	11:55.248	**37.347**	3.362	74.71	**2:21.768**	5
9	**64**	WRR	1	Chris BASSETT	Norton -	**5**	11:55.392	**37.491**	0.144	74.70	**2:21.189**	3
10	**45**	WRR	2	Sebastian PEREZ	Matchless -	**5**	11:55.663	**37.762**	0.271	74.67	**2:20.177**	5
11	**99**	WRR	3	Andy CLEWS	Matchless - Andy Clews Racing	**5**	11:56.560	**38.659**	0.897	74.57	**2:19.592**	5
12	**54**	WRR	4	Robin STOKES	Norton - Cliff Ransley	**5**	11:59.807	**41.906**	3.247	74.24	**2:21.382**	5
13	**17**	WRR	5	Stuart TONGE	Norton - Stuart Tonge Engineering	**5**	12:09.290	**51.389**	9.483	73.27	**2:23.464**	4
14	**67**	WRR	6	Gordon RUSSELL	Norton -	**5**	12:13.182	**55.281**	3.892	72.88	**2:23.448**	3
15	**21**	WRR	7	Andy REYNOLDS	Norton - Caliber Financial Management	**5**	12:27.437	**1:09.536**	14.255	71.49	**2:27.482**	2
16	**23**	WRR	8	Lee JENNINGS	Norton - Chester e Roads	**5**	12:28.955	**1:11.054**	1.518	71.35	**2:25.828**	5
17	**27**	WRR	9	Derek BUNNING	Matchless - Lynx Garage	**5**	12:46.185	**1:28.284**	17.230	69.74	**2:29.746**	4
18	**38 ***	WRR	10	Adrian HUNTER	Norton -	**5**	12:55.344	**1:37.443**	9.159	68.92	**2:30.561**	2
19	**5**	Avon	1	Ian LUCAS	Norton - Jack Gooch	**5**	13:17.959	**2:00.058**	22.615	66.97	**2:36.974**	4
20	**2**	Avon	2	Roger ASHBY	AJS -	**5**	13:18.086	**2:00.185**	0.127	66.96	**2:37.342**	5
21	**9**	TCM	1	Tim JACKSON	Gilera -	**5**	13:21.619	**2:03.718**	3.533	66.66	**2:36.676**	3
					NOT CLASSIFIED							
DNF	**3**	WRR		Nick BEDFORD	Norton - Keith Bedford	**4**	10:02.787	**1 Lap**	1 Lap	70.92	**2:28.964**	2
DNF	**41**	TCM		Sam RHODES	Velocette -	**4**	10:03.238	**1 Lap**	0.451	70.87	**2:27.590**	4

FASTEST LAP

79	BGP	Dean STIMPSON	Norton - IZZARD RACING	**3**	2:14.150	79.67 mph	128.22 kph
99	WRR	Andy CLEWS	Matchless - Andy Clews Racing	**5**	2:19.592	76.56 mph	123.22 kph
41	TCM	Sam RHODES	Velocette -	**4**	2:27.590	72.41 mph	116.54 kph
5	Avon	Ian LUCAS	Norton - Jack Gooch	**4**	2:36.974	68.08 mph	109.57 kph

*** No. 38 - 10 second penalty - jump start**
Class BGP - 90% of Race Speed = 70.94 mph
Class WRR - 90% of Race Speed = 67.23 mph
Class Avon - 90% of Race Speed = 60.27 mph
Class TCM - 90% of Race Speed = 59.99 mph

Snetterton
Circuit Length = 2.9689 miles
Start: 09:32 Flag 09:43 End: 09:46

Weather / Track : Cloudy / Dry
These results are provisional until the conclusion of any judicial and technical matters.

Clerk Of Course :		Timekeeper :

Results can be found at www.tsl-timing.com

Printed - 09:47 Sunday, 29 May 2016

BMCRC - MRO Championships 2016 - Rnd 4 @ Snetterton 300

Lansdowne Classic Series

RACE 20 - LAP CHART

LAP 1		@ 09:35:01.859	LAP 2		@ 09:37:16.139	LAP 3		@ 09:39:30.289	LAP 4		@ 09:41:44.663	LAP 5		@ 09:43:59.272
NO	BEHIND	LAP TIME	NO	BEHIND	LAP TIME	NO	BEHIND	LAP TIME	NO	BEHIND	LAP TIME	NO	BEHIND	LAP TIME
79		2:20.488	**79**		2:14.280	**79**		2:14.150	**79**		2:14.374	**79**		2:14.609
68	1.187	2:21.675	**68**	3.938	2:17.031	**68**	6.318	2:16.530	**68**	8.232	2:16.288	**68**	10.500	2:16.877
42	3.275	2:23.763	**42**	6.237	2:17.242	**999**	9.565	2:17.251	**42**	11.793	2:16.494	**42**	13.943	2:16.759
999	3.670	2:24.158	**999**	6.464	2:17.074	**42**	9.673	2:17.586	**999**	12.263	2:17.072	**999**	13.956	2:16.302
90	4.397	2:24.885	**90**	8.121	2:18.004	**90**	11.693	2:17.722	**90**	16.882	2:19.563	**90**	21.506	2:19.233
50	5.785	2:26.273	**37**	11.480	2:19.916	**37**	15.496	2:18.166	**37**	19.417	2:18.295	**37**	22.649	2:17.841
37	5.844	2:26.332	**15**	13.393	2:21.111	**15**	20.247	2:21.004	**15**	27.276	2:21.403	**15**	33.985	2:21.318
15	6.562	2:27.050	**50**	14.280	2:22.775	**50**	21.969	2:21.839	**64**	30.133	2:21.725	**50**	37.347	2:21.768
64	8.186	2:28.674	**64**	15.743	2:21.837	**64**	22.782	2:21.189	**50**	30.188	2:22.593	**64**	37.491	2:21.967
45	8.994	2:29.482	**45**	17.057	2:22.343	**45**	24.803	2:21.896	**45**	32.194	2:21.765	**45**	37.762	2:20.177
99	9.917	2:30.405	**99**	18.508	2:22.871	**99**	26.326	2:21.968	**99**	33.676	2:21.724	**99**	38.659	2:19.592
54	10.489	2:30.977	**54**	19.494	2:23.285	**54**	27.649	2:22.305	**54**	35.133	2:21.858	**54**	41.906	2:21.382
17	11.768	2:32.256	**17**	22.836	2:25.348	**17**	32.668	2:23.982	**17**	41.758	2:23.464	**17**	51.389	2:24.240
67	12.523	2:33.011	**67**	24.249	2:26.006	**67**	33.547	2:23.448	**67**	43.925	2:24.752	**67**	55.281	2:25.965
3	14.290	2:34.778	**3**	28.974	2:28.964	**21**	42.932	2:27.684	**21**	56.340	2:27.782	**21**	1:09.536	2:27.805
23	16.106	2:36.594	**21**	29.398	2:27.482	**3**	44.618	2:29.794	**3**	59.495	2:29.251	**23**	1:11.054	2:25.828
21	16.196	2:36.684	**23**	30.872	2:29.046	**23**	44.876	2:28.154	**23**	59.835	2:29.333	**38**	1:27.443	2:32.703
38	17.806	2:38.294	**41**	32.934	2:29.291	**41**	46.730	2:27.946	**41**	59.946	2:27.590	**27**	1:28.284	2:32.452
41	17.923	2:38.411	**38**	34.087	2:30.561	**38**	50.536	2:30.599	**38**	1:09.349	2:33.187	**5**	2:00.058	2:37.335
27	18.686	2:39.174	**27**	36.455	2:32.049	**27**	55.069	2:32.764	**27**	1:10.441	2:29.746	**2**	2:00.185	2:37.342
5	24.952	2:45.440	**9**	50.250	2:37.606	**9**	1:12.776	2:36.676	**9**	1:36.436	2:38.034	**9**	2:03.718	2:41.891
2	25.541	2:46.029	**2**	50.261	2:39.000	**2**	1:14.108	2:37.997	**5**	1:37.332	2:36.974			
9	26.924	2:47.412	**5**	50.272	2:39.600	**5**	1:14.732	2:38.610	**2**	1:37.452	2:37.718			

Weather / Track : Cloudy / Dry

Snetterton
Circuit Length = 2.9689 miles
Start: 09:32 Flag 09:43 End: 09:46

Results can be found at www.tsl-timing.com

Printed - 09:48 Sunday, 29 May 2016

BMCRC - MRO Championships 2016 - Rnd 4 @ Snetterton 300

Lansdowne Classic Series

RACE 20 - SECTOR ANALYSIS

SECTOR 1 = FL to I1, SECTOR 2 = I1 to FL, DIFF = Difference To Personal Best Lap

P1 79 BGP Dean STIMPSON Norton - IZZARD RACING

IDEAL LAP TIME : 2:13.858 BEST LAP TIME : 2:14.150 DIFFERENCE : 0.292

LAP	SECTOR 1	SECTOR 2	LAP TIME	MPH	DIFF	TIME OF DAY
1 -		44.121	2:20.488	76.07	6.338	09:35:01.859
2 -	1:30.515	***43.765***	2:14.280 **(2)**	79.59	0.130	09:37:16.139
3 -	1:30.236	43.914	***2:14.150*** **(1)**	***79.67***		***09:39:30.289***
4 -	***1:30.093***	44.281	2:14.374 **(3)**	79.53	0.224	09:41:44.663
5 -	1:30.813	43.796	2:14.609	79.40	0.459	09:43:59.272

P2 68 BGP Michael RUSSELL Norton -

IDEAL LAP TIME : 2:16.288 BEST LAP TIME : 2:16.288 DIFFERENCE : 0.000

LAP	SECTOR 1	SECTOR 2	LAP TIME	MPH	DIFF	TIME OF DAY
1 -		44.877	2:21.675	75.44	5.387	09:35:03.046
2 -	1:32.068	44.963	2:17.031	77.99	0.743	09:37:20.077
3 -	1:31.720	44.810	2:16.530 **(2)**	78.28	0.242	09:39:36.607
4 -	***1:31.509***	***44.779***	***2:16.288*** **(1)**	***78.42***		***09:41:52.895***
5 -	1:31.847	45.030	2:16.877 **(3)**	78.08	0.589	09:44:09.772

P3 42 BGP Alex SINCLAIR Norton - Ripley Land

IDEAL LAP TIME : 2:15.726 BEST LAP TIME : 2:16.494 DIFFERENCE : 0.768

LAP	SECTOR 1	SECTOR 2	LAP TIME	MPH	DIFF	TIME OF DAY
1 -		45.105	2:23.763	74.34	7.269	09:35:05.134
2 -	1:32.036	45.206	2:17.242 **(3)**	77.87	0.748	09:37:22.376
3 -	1:32.117	45.469	2:17.586	77.68	1.092	09:39:39.962
4 -	1:31.979	***44.515***	***2:16.494*** **(1)**	***78.30***		***09:41:56.456***
5 -	***1:31.211***	45.548	2:16.759 **(2)**	78.15	0.265	09:44:13.215

P4 999 BGP Chris FIRMIN Molnar - AndyClewsRacing

IDEAL LAP TIME : 2:16.021 BEST LAP TIME : 2:16.302 DIFFERENCE : 0.281

LAP	SECTOR 1	SECTOR 2	LAP TIME	MPH	DIFF	TIME OF DAY
1 -		45.051	2:24.158	74.14	7.856	09:35:05.529
2 -	1:32.319	***44.755***	2:17.074 **(3)**	77.97	0.772	09:37:22.603
3 -	1:32.314	44.937	2:17.251	77.87	0.949	09:39:39.854
4 -	1:32.271	44.801	2:17.072 **(2)**	77.97	0.770	09:41:56.926
5 -	***1:31.266***	45.036	***2:16.302*** **(1)**	***78.41***		***09:44:13.228***

P5 90 BGP Sam CLEWS Norton - Andy Clews Racing

IDEAL LAP TIME : 2:17.616 BEST LAP TIME : 2:17.722 DIFFERENCE : 0.106

LAP	SECTOR 1	SECTOR 2	LAP TIME	MPH	DIFF	TIME OF DAY
1 -		45.612	2:24.885	73.76	7.163	09:35:06.256
2 -	1:32.917	***45.087***	2:18.004 **(2)**	77.44	0.282	09:37:24.260
3 -	***1:32.529***	45.193	***2:17.722*** **(1)**	***77.60***		***09:39:41.982***
4 -	1:33.294	46.269	2:19.563	76.58	1.841	09:42:01.545
5 -	1:33.634	45.599	2:19.233 **(3)**	76.76	1.511	09:44:20.778

P6 37 BGP Clive LING Norton - Tony Dunnell

IDEAL LAP TIME : 2:17.841 BEST LAP TIME : 2:17.841 DIFFERENCE : 0.000

LAP	SECTOR 1	SECTOR 2	LAP TIME	MPH	DIFF	TIME OF DAY
1 -		46.686	2:26.332	73.03	8.491	09:35:07.703
2 -	1:34.264	45.652	2:19.916	76.38	2.075	09:37:27.619
3 -	1:32.665	45.501	2:18.166 **(2)**	77.35	0.325	09:39:45.785
4 -	1:32.649	45.646	2:18.295 **(3)**	77.28	0.454	09:42:04.080
5 -	***1:32.527***	***45.314***	***2:17.841*** **(1)**	***77.53***		***09:44:21.921***

P7 15 BGP Peter CREW Norton -

IDEAL LAP TIME : 2:20.827 BEST LAP TIME : 2:21.004 DIFFERENCE : 0.177

LAP	SECTOR 1	SECTOR 2	LAP TIME	MPH	DIFF	TIME OF DAY

Weather / Track : Cloudy / Dry

Snetterton
Circuit Length = 2.9689 miles
Start: 09:32 Flag 09:43 End: 09:46

BMCRC - MRO Championships 2016 - Rnd 4 @ Snetterton 300

Lansdowne Classic Series

RACE 20 - SECTOR ANALYSIS

SECTOR 1 = FL to I1, SECTOR 2 = I1 to FL, DIFF = Difference To Personal Best Lap

1 -		47.367	2:27.050		72.68	6.046	09:35:08.421
2 -	1:34.441	46.670	2:21.111	(2)	75.74	0.107	09:37:29.532
3 -	1:34.459	***46.545***	***2:21.004***	**(1)**	***75.79***		***09:39:50.536***
4 -	1:34.623	46.780	2:21.403		75.58	0.399	09:42:11.939
5 -	***1:34.282***	47.036	2:21.318	**(3)**	75.63	0.314	09:44:33.257

P8 50 BGP Phill SHARP Norton - tony dunnel

IDEAL LAP TIME : 2:20.792 BEST LAP TIME : 2:21.768 DIFFERENCE : 0.976

LAP	SECTOR 1	SECTOR 2	LAP TIME		MPH	DIFF	TIME OF DAY
1 -		***46.772***	2:26.273		73.06	4.505	09:35:07.644
2 -	1:35.181	47.594	2:22.775		74.85	1.007	09:37:30.419
3 -	1:34.466	47.373	2:21.839	**(2)**	75.35	0.071	09:39:52.258
4 -	1:35.062	47.531	2:22.593	**(3)**	74.95	0.825	09:42:14.851
5 -	***1:34.020***	47.748	***2:21.768***	**(1)**	***75.39***		***09:44:36.619***

P9 64 WRR Chris BASSETT Norton -

IDEAL LAP TIME : 2:20.615 BEST LAP TIME : 2:21.189 DIFFERENCE : 0.574

LAP	SECTOR 1	SECTOR 2	LAP TIME		MPH	DIFF	TIME OF DAY
1 -		46.953	2:28.674		71.88	7.485	09:35:10.045
2 -	1:35.204	46.633	2:21.837	**(3)**	75.35	0.648	09:37:31.882
3 -	1:34.872	***46.317***	***2:21.189***	**(1)**	***75.70***		***09:39:53.071***
4 -	***1:34.298***	47.427	2:21.725	**(2)**	75.41	0.536	09:42:14.796
5 -	1:35.116	46.851	2:21.967		75.28	0.778	09:44:36.763

P10 45 WRR Sebastian PEREZ Matchless -

IDEAL LAP TIME : 2:20.177 BEST LAP TIME : 2:20.177 DIFFERENCE : 0.000

LAP	SECTOR 1	SECTOR 2	LAP TIME		MPH	DIFF	TIME OF DAY
1 -		47.423	2:29.482		71.50	9.305	09:35:10.853
2 -	1:35.719	46.624	2:22.343		75.08	2.166	09:37:33.196
3 -	1:35.117	46.779	2:21.896	**(3)**	75.32	1.719	09:39:55.092
4 -	1:34.926	46.839	2:21.765	**(2)**	75.39	1.588	09:42:16.857
5 -	***1:33.869***	***46.308***	***2:20.177***	**(1)**	***76.24***		***09:44:37.034***

P11 99 WRR Andy CLEWS Matchless - Andy Clews Racing

IDEAL LAP TIME : 2:19.592 BEST LAP TIME : 2:19.592 DIFFERENCE : 0.000

LAP	SECTOR 1	SECTOR 2	LAP TIME		MPH	DIFF	TIME OF DAY
1 -		48.005	2:30.405		71.06	10.813	09:35:11.776
2 -	1:34.712	48.159	2:22.871		74.80	3.279	09:37:34.647
3 -	1:34.580	47.388	2:21.968	**(3)**	75.28	2.376	09:39:56.615
4 -	1:34.250	47.474	2:21.724	**(2)**	75.41	2.132	09:42:18.339
5 -	***1:33.185***	***46.407***	***2:19.592***	**(1)**	***76.56***		***09:44:37.931***

P12 54 WRR Robin STOKES Norton - Cliff Ransley

IDEAL LAP TIME : 2:21.375 BEST LAP TIME : 2:21.382 DIFFERENCE : 0.007

LAP	SECTOR 1	SECTOR 2	LAP TIME		MPH	DIFF	TIME OF DAY
1 -		47.215	2:30.977		70.79	9.595	09:35:12.348
2 -	1:35.300	47.985	2:23.285		74.59	1.903	09:37:35.633
3 -	1:35.306	46.999	2:22.305	**(3)**	75.10	0.923	09:39:57.938
4 -	1:34.950	***46.908***	2:21.858	**(2)**	75.34	0.476	09:42:19.796
5 -	***1:34.467***	46.915	***2:21.382***	**(1)**	***75.59***		***09:44:41.178***

P13 17 WRR Stuart TONGE Norton - Stuart Tonge Engineering

IDEAL LAP TIME : 2:23.464 BEST LAP TIME : 2:23.464 DIFFERENCE : 0.000

LAP	SECTOR 1	SECTOR 2	LAP TIME		MPH	DIFF	TIME OF DAY
1 -		47.801	2:32.256		70.19	8.792	09:35:13.627
2 -	1:36.941	48.407	2:25.348		73.53	1.884	09:37:38.975
3 -	1:36.289	47.693	2:23.982	**(2)**	74.23	0.518	09:40:02.957
4 -	***1:36.014***	***47.450***	***2:23.464***	**(1)**	***74.50***		***09:42:26.421***

Snetterton
Circuit Length = 2.9689 miles
Start: 09:32 Flag 09:43 End: 09:46

Weather / Track : Cloudy / Dry

BMCRC - MRO Championships 2016 - Rnd 4 @ Snetterton 300

Lansdowne Classic Series

RACE 20 - SECTOR ANALYSIS

SECTOR 1 = FL to I1, SECTOR 2 = I1 to FL, DIFF = Difference To Personal Best Lap

5 -	1:36.576	47.664	2:24.240	(3)	74.09	0.776	09:44:50.661

P14 67 WRR Gordon RUSSELL Norton -

IDEAL LAP TIME : 2:23.448 BEST LAP TIME : 2:23.448 DIFFERENCE : 0.000

LAP	SECTOR 1	SECTOR 2	LAP TIME		MPH	DIFF	TIME OF DAY
1 -		47.575	2:33.011		69.85	9.563	09:35:14.382
2 -	1:37.993	48.013	2:26.006		73.20	2.558	09:37:40.388
3 -	***1:36.331***	***47.117***	***2:23.448***	**(1)**	***74.50***		***09:40:03.836***
4 -	1:37.292	47.460	2:24.752	**(2)**	73.83	1.304	09:42:28.588
5 -	1:38.231	47.734	2:25.965	**(3)**	73.22	2.517	09:44:54.553

P15 21 WRR Andy REYNOLDS Norton - Caliber Financial Management

IDEAL LAP TIME : 2:26.998 BEST LAP TIME : 2:27.482 DIFFERENCE : 0.484

LAP	SECTOR 1	SECTOR 2	LAP TIME		MPH	DIFF	TIME OF DAY
1 -		***48.302***	2:36.684		68.21	9.202	09:35:18.055
2 -	***1:38.696***	48.786	***2:27.482***	**(1)**	***72.47***		***09:37:45.537***
3 -	1:39.267	48.417	2:27.684	**(2)**	72.37	0.202	09:40:13.221
4 -	1:39.010	48.772	2:27.782	**(3)**	72.32	0.300	09:42:41.003
5 -	1:39.043	48.762	2:27.805		72.31	0.323	09:45:08.808

P16 23 WRR Lee JENNINGS Norton - Chester e Roads

IDEAL LAP TIME : 2:25.828 BEST LAP TIME : 2:25.828 DIFFERENCE : 0.000

LAP	SECTOR 1	SECTOR 2	LAP TIME		MPH	DIFF	TIME OF DAY
1 -		50.282	2:36.594		68.25	10.766	09:35:17.965
2 -	1:39.605	49.441	2:29.046	**(3)**	71.70	3.218	09:37:47.011
3 -	1:38.680	49.474	2:28.154	**(2)**	72.14	2.326	09:40:15.165
4 -	1:39.202	50.131	2:29.333		71.57	3.505	09:42:44.498
5 -	***1:37.409***	***48.419***	***2:25.828***	**(1)**	***73.29***		***09:45:10.326***

P17 27 WRR Derek BUNNING Matchless - Lynx Garage

IDEAL LAP TIME : 2:29.746 BEST LAP TIME : 2:29.746 DIFFERENCE : 0.000

LAP	SECTOR 1	SECTOR 2	LAP TIME		MPH	DIFF	TIME OF DAY
1 -		50.328	2:39.174		67.14	9.428	09:35:20.545
2 -	1:41.570	50.479	2:32.049	**(2)**	70.29	2.303	09:37:52.594
3 -	1:42.466	50.298	2:32.764		69.96	3.018	09:40:25.358
4 -	***1:40.200***	***49.546***	***2:29.746***	**(1)**	***71.37***		***09:42:55.104***
5 -	1:42.213	50.239	2:32.452	**(3)**	70.10	2.706	09:45:27.556

P18 38 WRR Adrian HUNTER Norton -

IDEAL LAP TIME : 2:29.996 BEST LAP TIME : 2:30.561 DIFFERENCE : 0.565

LAP	SECTOR 1	SECTOR 2	LAP TIME		MPH	DIFF	TIME OF DAY
1 -		***49.405***	2:38.294		67.52	7.733	09:35:19.665
2 -	1:41.073	49.488	***2:30.561***	**(1)**	***70.98***		***09:37:50.226***
3 -	***1:40.591***	50.008	2:30.599	**(2)**	70.97	0.038	09:40:20.825
4 -	1:42.520	50.667	2:33.187		69.77	2.626	09:42:54.012
5 -	1:42.392	50.311	2:32.703	**(3)**	69.99	2.142	09:45:26.715

P19 5 Avon Ian LUCAS Norton - Jack Gooch

IDEAL LAP TIME : 2:36.192 BEST LAP TIME : 2:36.974 DIFFERENCE : 0.782

LAP	SECTOR 1	SECTOR 2	LAP TIME		MPH	DIFF	TIME OF DAY
1 -		52.072	2:45.440		64.60	8.466	09:35:26.811
2 -	1:46.708	52.892	2:39.600		66.96	2.626	09:38:06.411
3 -	1:45.185	53.425	2:38.610	**(3)**	67.38	1.636	09:40:45.021
4 -	***1:44.956***	52.018	***2:36.974***	**(1)**	***68.08***		***09:43:21.995***
5 -	1:46.099	***51.236***	2:37.335	**(2)**	67.93	0.361	09:45:59.330

Weather / Track : Cloudy / Dry

Snetterton
Circuit Length = 2.9689 miles
Start: 09:32 Flag 09:43 End: 09:46

BMCRC - MRO Championships 2016 - Rnd 4 @ Snetterton 300

Lansdowne Classic Series

RACE 20 - SECTOR ANALYSIS

SECTOR 1 = FL to I1, SECTOR 2 = I1 to FL, DIFF = Difference To Personal Best Lap

P20 2 Avon Roger ASHBY AJS -

IDEAL LAP TIME : 2:36.890 BEST LAP TIME : 2:37.342 DIFFERENCE : 0.452

LAP	SECTOR 1	SECTOR 2	LAP TIME	MPH	DIFF	TIME OF DAY
1 -		52.250	2:46.029	64.37	8.687	09:35:27.400
2 -	1:46.698	52.302	2:39.000	67.22	1.658	09:38:06.400
3 -	***1:45.824***	52.173	2:37.997 **(3)**	67.64	0.655	09:40:44.397
4 -	1:45.849	51.869	2:37.718 **(2)**	67.76	0.376	09:43:22.115
5 -	1:46.276	***51.066***	***2:37.342*** **(1)**	***67.92***		***09:45:59.457***

P21 9 TCM Tim JACKSON Gilera -

IDEAL LAP TIME : 2:36.676 BEST LAP TIME : 2:36.676 DIFFERENCE : 0.000

LAP	SECTOR 1	SECTOR 2	LAP TIME	MPH	DIFF	TIME OF DAY
1 -		52.230	2:47.412	63.84	10.736	09:35:28.783
2 -	1:45.770	51.836	2:37.606 **(2)**	67.81	0.930	09:38:06.389
3 -	***1:45.307***	***51.369***	***2:36.676*** **(1)**	***68.21***		***09:40:43.065***
4 -	1:46.186	51.848	2:38.034 **(3)**	67.63	1.358	09:43:21.099
5 -	1:47.119	54.772	2:41.891	66.02	5.215	09:46:02.990

P22 3 WRR Nick BEDFORD Norton - Keith Bedford

IDEAL LAP TIME : 2:27.784 BEST LAP TIME : 2:28.964 DIFFERENCE : 1.180

LAP	SECTOR 1	SECTOR 2	LAP TIME	MPH	DIFF	TIME OF DAY
1 -		***48.942***	2:34.778	69.05	5.814	09:35:16.149
2 -	1:39.200	49.764	***2:28.964*** **(1)**	***71.74***		***09:37:45.113***
3 -	1:39.690	50.104	2:29.794 **(3)**	71.35	0.830	09:40:14.907
4 -	1:39.448	49.803	2:29.251 **(2)**	71.61	0.287	09:42:44.158

P23 41 TCM Sam RHODES Velocette -

IDEAL LAP TIME : 2:27.004 BEST LAP TIME : 2:27.590 DIFFERENCE : 0.586

LAP	SECTOR 1	SECTOR 2	LAP TIME	MPH	DIFF	TIME OF DAY
1 -		49.949	2:38.411	67.47	10.821	09:35:19.782
2 -	1:40.141	49.150	2:29.291 **(3)**	71.59	1.701	09:37:49.073
3 -	1:39.111	48.835	2:27.946 **(2)**	72.24	0.356	09:40:17.019
4 -	1:38.924	***48.666***	***2:27.590*** **(1)**	***72.41***		***09:42:44.609***

Weather / Track : Cloudy / Dry

Snetterton
Circuit Length = 2.9689 miles
Start: 09:32 Flag 09:43 End: 09:46

BMCRC - MRO Championships 2016 - Rnd 4 @ Snetterton 300

Lansdowne Classic Series

RACE 20 - BEST SECTORS

SECTOR 1				SECTOR 2				IDEAL / BEST COMPARISON					
POS	NO	NAME	TIME	NO	NAME	TIME		POS	NO	NAME	IDEAL	BEST	DIFF
										PERFECT LAP	2:13.858		
1	79	STIMPSON	**1:30.093**	79	STIMPSON	**43.765**		1	79	STIMPSON	2:13.858	2:14.150	0.292
2	42	SINCLAIR	**1:31.211**	42	SINCLAIR	**44.515**		2	42	SINCLAIR	2:15.726	2:16.494	0.768
3	999	FIRMIN	**1:31.266**	999	FIRMIN	**44.755**		3	999	FIRMIN	2:16.021	2:16.302	0.281
4	68	RUSSELL	**1:31.509**	68	RUSSELL	**44.779**		4	68	RUSSELL	2:16.288	2:16.288	0.000
5	37	LING	**1:32.527**	90	CLEWS	**45.087**		5	90	CLEWS	2:17.616	2:17.722	0.106
6	90	CLEWS	**1:32.529**	37	LING	**45.314**		6	37	LING	2:17.841	2:17.841	0.000
7	99	CLEWS	**1:33.185**	45	PEREZ	**46.308**		7	99	CLEWS	2:19.592	2:19.592	0.000
8	45	PEREZ	**1:33.869**	64	BASSETT	**46.317**		8	45	PEREZ	2:20.177	2:20.177	0.000
9	50	SHARP	**1:34.020**	99	CLEWS	**46.407**		9	64	BASSETT	2:20.615	2:21.189	0.574
10	15	CREW	**1:34.282**	15	CREW	**46.545**		10	50	SHARP	2:20.792	2:21.768	0.976
11	64	BASSETT	**1:34.298**	50	SHARP	**46.772**		11	15	CREW	2:20.827	2:21.004	0.177
12	54	STOKES	**1:34.467**	54	STOKES	**46.908**		12	54	STOKES	2:21.375	2:21.382	0.007
13	17	TONGE	**1:36.014**	67	RUSSELL	**47.117**		13	67	RUSSELL	2:23.448	2:23.448	0.000
14	67	RUSSELL	**1:36.331**	17	TONGE	**47.450**		14	17	TONGE	2:23.464	2:23.464	0.000
15	23	JENNINGS	**1:37.409**	21	REYNOLDS	**48.302**		15	23	JENNINGS	2:25.828	2:25.828	0.000
16	41	RHODES	**1:38.338**	23	JENNINGS	**48.419**		16	21	REYNOLDS	2:26.998	2:27.482	0.484
17	21	REYNOLDS	**1:38.696**	41	RHODES	**48.666**		17	41	RHODES	2:27.004	2:27.590	0.586
18	3	BEDFORD	**1:38.842**	3	BEDFORD	**48.942**		18	3	BEDFORD	2:27.784	2:28.964	1.180
19	27	BUNNING	**1:40.200**	38	HUNTER	**49.405**		19	27	BUNNING	2:29.746	2:29.746	0.000
20	38	HUNTER	**1:40.591**	27	BUNNING	**49.546**		20	38	HUNTER	2:29.996	2:30.561	0.565
21	5	LUCAS	**1:44.956**	2	ASHBY	**51.066**		21	5	LUCAS	2:36.192	2:36.974	0.782
22	9	JACKSON	**1:45.307**	5	LUCAS	**51.236**		22	9	JACKSON	2:36.676	2:36.676	0.000
23	2	ASHBY	**1:45.824**	9	JACKSON	**51.369**		23	2	ASHBY	2:36.890	2:37.342	0.452

Weather / Track : Cloudy / Dry

Snetterton
Circuit Length = 2.9689 miles
Start: 09:32 Flag 09:43 End: 09:46

Results can be found at www.tsl-timing.com

Printed - 09:48 Sunday, 29 May 2016

THE LANSDOWNE CLASSIC SERIES

BMCRC - MRO Championships 2016 - Rnd 4 @ Snetterton 300

Lansdowne Classic Series

RACE 10 - CLASSIFICATION

POS	NO	CL	PIC	NAME	ENTRY	LAPS	TIME	GAP	DIFF	MPH	BEST	ON
1	**79**	BGP	1	Dean STIMPSON	Norton - IZZARD RACING	**6**	13:35.908			78.59	**2:14.536**	4
2	**68**	BGP	2	Michael RUSSELL	Norton -	**6**	13:46.689	**10.781**	10.781	77.57	**2:16.460**	6
3	**42**	BGP	3	Alex SINCLAIR	Norton - Ripley Land	**6**	13:46.796	**10.888**	0.107	77.56	**2:16.141**	6
4	**999**	BGP	4	Chris FIRMIN	Molnar - AndyClewsRacing	**6**	13:49.742	**13.834**	2.946	77.28	**2:16.878**	4
5	**90**	BGP	5	Sam CLEWS	Norton - Andy Clews Racing	**6**	13:59.555	**23.647**	9.813	76.38	**2:17.808**	3
6	**37**	BGP	6	Clive LING	Norton - Tony Dunnell	**6**	14:03.174	**27.266**	3.619	76.05	**2:18.643**	5
7	**15**	BGP	7	Peter CREW	Norton -	**6**	14:18.013	**42.105**	14.839	74.74	**2:21.773**	2
8	**50**	BGP	8	Phill SHARP	Norton - tony dunnel	**6**	14:22.783	**46.875**	4.770	74.32	**2:21.975**	6
9	**45**	WRR	1	Sebastian PEREZ	Matchless -	**6**	14:23.867	**47.959**	1.084	74.23	**2:22.468**	6
10	**99**	WRR	2	Andy CLEWS	Matchless - Andy Clews Racing	**6**	14:32.673	**56.765**	8.806	73.48	**2:23.143**	6
11	**64**	WRR	3	Chris BASSETT	Norton -	**6**	14:33.858	**57.950**	1.185	73.38	**2:22.550**	6
12	**17**	WRR	4	Stuart TONGE	Norton - Stuart Tonge Engineering	**6**	14:41.918	**1:06.010**	8.060	72.71	**2:23.706**	3
13	**67**	WRR	5	Gordon RUSSELL	Norton -	**6**	14:48.067	**1:12.159**	6.149	72.21	**2:25.381**	6
14	**23**	WRR	6	Lee JENNINGS	Norton - Chester e Roads	**6**	14:48.253	**1:12.345**	0.186	72.19	**2:24.305**	6
15	**3**	WRR	7	Nick BEDFORD	Norton - Keith Bedford	**6**	14:52.387	**1:16.479**	4.134	71.86	**2:27.047**	5
16	**21**	WRR	8	Andy REYNOLDS	Norton - Caliber Financial Management	**6**	15:09.040	**1:33.132**	16.653	70.54	**2:29.477**	6
17	**27**	WRR	9	Derek BUNNING	Matchless - Lynx Garage	**6**	15:10.965	**1:35.057**	1.925	70.39	**2:29.910**	2
18	**38**	WRR	10	Adrian HUNTER	Norton -	**6**	15:28.502	**1:52.594**	17.537	69.06	**2:31.465**	2
19	**2**	Avon	1	Roger ASHBY	AJS -	**6**	16:07.897	**2:31.989**	39.395	66.25	**2:37.581**	6
20	**5**	Avon	2	Ian LUCAS	Norton - Jack Gooch	**6**	16:08.485	**2:32.577**	0.588	66.21	**2:37.958**	6
					NOT CLASSIFIED							
DNF	**54**	WRR		Robin STOKES	Norton - Cliff Ransley	**3**	7:17.890	**3 Laps**	3 Laps	73.22	**2:21.885**	2

FASTEST LAP

79	BGP	Dean STIMPSON	Norton - IZZARD RACING	**4**	2:14.536	79.44 mph	127.85 kph
54	WRR	Robin STOKES	Norton - Cliff Ransley	**2**	2:21.885	75.32 mph	121.23 kph
2	Avon	Roger ASHBY	AJS -	**6**	2:37.581	67.82 mph	109.15 kph

Class BGP - 90% of Race Speed = 70.73 mph
Class WRR - 90% of Race Speed = 66.80 mph
Class Avon - 90% of Race Speed = 59.62 mph

Snetterton
Circuit Length = 2.9689 miles
Start: 13:54 Flag 14:08 End: 14:10

Weather / Track : Cloudy / Dry
These results are provisional until the conclusion of any judicial and technical matters.

Clerk Of Course :		Timekeeper :

Results can be found at www.tsl-timing.com

Printed - 14:11 Sunday, 29 May 2016

BMCRC - MRO Championships 2016 - Rnd 4 @ Snetterton 300

Lansdowne Classic Series

RACE 10 - LAP CHART

LAP 1 @ 13:57:01.256

NO	BEHIND	LAP TIME
79		2:21.295
42	0.819	2:22.114
68	1.918	2:23.213
999	1.945	2:23.240
90	2.368	2:23.663
37	4.534	2:25.829
50	6.192	2:27.487
15	6.760	2:28.055
45	6.900	2:28.195
64	7.674	2:28.969
99	9.371	2:30.666
54	9.795	2:31.090
17	10.548	2:31.843
3	12.223	2:33.518
23	13.056	2:34.351
67	14.209	2:35.504
27	15.864	2:37.159
21	16.249	2:37.544
38	16.912	2:38.207
2	26.573	2:47.868
5	27.093	2:48.388

LAP 2 @ 13:59:16.880

NO	BEHIND	LAP TIME
79		2:15.624
42	2.308	2:17.113
68	3.264	2:16.970
999	3.856	2:17.535
90	4.670	2:17.926
37	8.576	2:19.666
15	12.909	2:21.773
50	14.297	2:23.729
45	14.585	2:23.309
64	15.315	2:23.265
54	16.056	2:21.885
99	18.486	2:24.739
17	19.395	2:24.471
3	23.855	2:27.256
23	24.660	2:27.228
67	25.559	2:26.974
27	30.150	2:29.910
21	30.613	2:29.988
38	32.753	2:31.465
2	52.759	2:41.810
5	53.504	2:42.035

LAP 3 @ 14:01:31.721

NO	BEHIND	LAP TIME
79		2:14.841
42	4.960	2:17.493
68	5.104	2:16.681
999	6.331	2:17.316
90	7.637	2:17.808
37	13.162	2:19.427
15	20.024	2:21.956
50	22.927	2:23.471
45	23.043	2:23.299
64	23.386	2:22.912
54	26.130	2:24.915
99	27.806	2:24.161
17	28.260	2:23.706
3	37.130	2:28.116
67	37.966	2:27.248
23	38.057	2:28.238
21	46.001	2:30.229
27	47.528	2:32.219
38	52.358	2:34.446
2	1:19.269	2:41.351
5	1:19.364	2:40.701

LAP 4 @ 14:03:46.257

NO	BEHIND	LAP TIME
79		2:14.536
68	7.184	2:16.616
42	7.380	2:16.956
999	8.673	2:16.878
90	11.393	2:18.292
37	18.626	2:20.000
15	27.757	2:22.269
45	31.709	2:23.202
50	32.167	2:23.776
64	36.759	2:27.909
99	38.804	2:25.534
17	39.376	2:25.652
67	49.630	2:26.200
23	50.613	2:27.092
3	51.457	2:28.863
21	1:02.959	2:31.494
27	1:03.069	2:30.077
38	1:12.787	2:34.965
2	1:44.707	2:39.974
5	1:44.941	2:40.113

LAP 5 @ 14:06:00.850

NO	BEHIND	LAP TIME
79		2:14.593
68	9.340	2:16.749
42	9.766	2:16.979
999	11.143	2:17.063
90	16.792	2:19.992
37	22.676	2:18.643
15	35.040	2:21.876
50	39.919	2:22.345
45	40.510	2:23.394
99	48.641	2:24.430
17	49.874	2:25.091
64	50.419	2:28.253
67	1:01.797	2:26.760
23	1:03.059	2:27.039
3	1:03.911	2:27.047
21	1:18.674	2:30.308
27	1:19.898	2:31.422
38	1:33.005	2:34.811
2	2:09.427	2:39.313
5	2:09.638	2:39.290

LAP 6 @ 14:08:15.869

NO	BEHIND	LAP TIME
79		2:15.019
68	10.781	2:16.460
42	10.888	2:16.141
999	13.834	2:17.710
90	23.647	2:21.874
37	27.266	2:19.609
15	42.105	2:22.084
50	46.875	2:21.975
45	47.959	2:22.468
99	56.765	2:23.143
64	57.950	2:22.550
17	1:06.010	2:31.155
67	1:12.159	2:25.381
23	1:12.345	2:24.305
3	1:16.479	2:27.587
21	1:33.132	2:29.477
27	1:35.057	2:30.178
38	1:52.594	2:34.608
2	2:31.989	2:37.581
5	2:32.577	2:37.958

Weather / Track : Cloudy / Dry

Snetterton
Circuit Length = 2.9689 miles
Start: 13:54 Flag 14:08 End: 14:10

BMCRC - MRO Championships 2016 - Rnd 4 @ Snetterton 300

Lansdowne Classic Series

RACE 10 - SECTOR ANALYSIS

SECTOR 1 = FL to I1, SECTOR 2 = I1 to FL, DIFF = Difference To Personal Best Lap

P1 79 BGP Dean STIMPSON — Norton - IZZARD RACING

IDEAL LAP TIME : 2:14.524 BEST LAP TIME : 2:14.536 DIFFERENCE : 0.012

LAP	SECTOR 1	SECTOR 2	LAP TIME	MPH	DIFF	TIME OF DAY
1 -		44.746	2:21.295	75.64	6.759	13:57:01.256
2 -	1:31.136	44.488	2:15.624	78.80	1.088	13:59:16.880
3 -	1:30.738	44.103	2:14.841 **(3)**	79.26	0.305	14:01:31.721
4 -	***1:30.579***	43.957	***2:14.536*** **(1)**	***79.44***		***14:03:46.257***
5 -	1:30.648	***43.945***	2:14.593 **(2)**	79.41	0.057	14:06:00.850
6 -	1:30.790	44.229	2:15.019	79.15	0.483	14:08:15.869

P2 68 BGP Michael RUSSELL — Norton -

IDEAL LAP TIME : 2:16.121 BEST LAP TIME : 2:16.460 DIFFERENCE : 0.339

LAP	SECTOR 1	SECTOR 2	LAP TIME	MPH	DIFF	TIME OF DAY
1 -		45.535	2:23.213	74.63	6.753	13:57:03.174
2 -	1:32.004	44.966	2:16.970	78.03	0.510	13:59:20.144
3 -	1:31.804	***44.877***	2:16.681 **(3)**	78.19	0.221	14:01:36.825
4 -	1:31.592	45.024	2:16.616 **(2)**	78.23	0.156	14:03:53.441
5 -	1:31.810	44.939	2:16.749	78.15	0.289	14:06:10.190
6 -	***1:31.244***	45.216	***2:16.460*** **(1)**	***78.32***		***14:08:26.650***

P3 42 BGP Alex SINCLAIR — Norton - Ripley Land

IDEAL LAP TIME : 2:16.141 BEST LAP TIME : 2:16.141 DIFFERENCE : 0.000

LAP	SECTOR 1	SECTOR 2	LAP TIME	MPH	DIFF	TIME OF DAY
1 -		45.141	2:22.114	75.20	5.973	13:57:02.075
2 -	1:31.834	45.279	2:17.113	77.95	0.972	13:59:19.188
3 -	1:32.143	45.350	2:17.493	77.73	1.352	14:01:36.681
4 -	1:31.903	45.053	2:16.956 **(2)**	78.04	0.815	14:03:53.637
5 -	1:31.988	44.991	2:16.979 **(3)**	78.02	0.838	14:06:10.616
6 -	***1:31.378***	***44.763***	***2:16.141*** **(1)**	***78.50***		***14:08:26.757***

P4 999 BGP Chris FIRMIN — Molnar - AndyClewsRacing

IDEAL LAP TIME : 2:16.845 BEST LAP TIME : 2:16.878 DIFFERENCE : 0.033

LAP	SECTOR 1	SECTOR 2	LAP TIME	MPH	DIFF	TIME OF DAY
1 -		44.858	2:23.240	74.61	6.362	13:57:03.201
2 -	1:32.386	45.149	2:17.535	77.71	0.657	13:59:20.736
3 -	1:32.488	44.828	2:17.316 **(3)**	77.83	0.438	14:01:38.052
4 -	***1:32.115***	44.763	***2:16.878*** **(1)**	***78.08***		***14:03:54.930***
5 -	1:32.333	***44.730***	2:17.063 **(2)**	77.97	0.185	14:06:11.993
6 -	1:32.615	45.095	2:17.710	77.61	0.832	14:08:29.703

P5 90 BGP Sam CLEWS — Norton - Andy Clews Racing

IDEAL LAP TIME : 2:17.585 BEST LAP TIME : 2:17.808 DIFFERENCE : 0.223

LAP	SECTOR 1	SECTOR 2	LAP TIME	MPH	DIFF	TIME OF DAY
1 -		45.256	2:23.663	74.39	5.855	13:57:03.624
2 -	1:32.946	***44.980***	2:17.926 **(2)**	77.49	0.118	13:59:21.550
3 -	***1:32.605***	45.203	***2:17.808*** **(1)**	***77.55***		***14:01:39.358***
4 -	1:32.822	45.470	2:18.292 **(3)**	77.28	0.484	14:03:57.650
5 -	1:34.334	45.658	2:19.992	76.34	2.184	14:06:17.642
6 -	1:34.890	46.984	2:21.874	75.33	4.066	14:08:39.516

P6 37 BGP Clive LING — Norton - Tony Dunnell

IDEAL LAP TIME : 2:18.643 BEST LAP TIME : 2:18.643 DIFFERENCE : 0.000

LAP	SECTOR 1	SECTOR 2	LAP TIME	MPH	DIFF	TIME OF DAY
1 -		46.308	2:25.829	73.29	7.186	13:57:05.790
2 -	1:33.469	46.197	2:19.666	76.52	1.023	13:59:25.456
3 -	1:33.345	46.082	2:19.427 **(2)**	76.65	0.784	14:01:44.883
4 -	1:33.802	46.198	2:20.000	76.34	1.357	14:04:04.883
5 -	***1:33.094***	***45.549***	***2:18.643*** **(1)**	***77.09***		***14:06:23.526***

Weather / Track : Cloudy / Dry

Snetterton
Circuit Length = 2.9689 miles
Start: 13:54 Flag 14:08 End: 14:10

BMCRC - MRO Championships 2016 - Rnd 4 @ Snetterton 300

Lansdowne Classic Series

RACE 10 - SECTOR ANALYSIS

SECTOR 1 = FL to I1, SECTOR 2 = I1 to FL, DIFF = Difference To Personal Best Lap

6 -	1:33.526	46.083	2:19.609	(3)	76.55	0.966	14:08:43.135

P7 15 BGP Peter CREW — Norton -

IDEAL LAP TIME : 2:21.545 BEST LAP TIME : 2:21.773 DIFFERENCE : 0.228

LAP	SECTOR 1	SECTOR 2	LAP TIME		MPH	DIFF	TIME OF DAY
1 -		47.777	2:28.055		72.18	6.282	13:57:08.016
2 -	1:34.860	46.913	***2:21.773***	**(1)**	***75.38***		***13:59:29.789***
3 -	1:35.124	***46.832***	2:21.956	**(3)**	75.29	0.183	14:01:51.745
4 -	1:35.095	47.174	2:22.269		75.12	0.496	14:04:14.014
5 -	***1:34.713***	47.163	2:21.876	**(2)**	75.33	0.103	14:06:35.890
6 -	1:35.101	46.983	2:22.084		75.22	0.311	14:08:57.974

P8 50 BGP Phill SHARP — Norton - tony dunnel

IDEAL LAP TIME : 2:21.725 BEST LAP TIME : 2:21.975 DIFFERENCE : 0.250

LAP	SECTOR 1	SECTOR 2	LAP TIME		MPH	DIFF	TIME OF DAY
1 -		47.421	2:27.487		72.46	5.512	13:57:07.448
2 -	1:35.370	48.359	2:23.729		74.36	1.754	13:59:31.177
3 -	1:35.846	47.625	2:23.471	**(3)**	74.49	1.496	14:01:54.648
4 -	1:35.532	48.244	2:23.776		74.33	1.801	14:04:18.424
5 -	1:35.201	***47.144***	2:22.345	**(2)**	75.08	0.370	14:06:40.769
6 -	***1:34.581***	47.394	***2:21.975***	**(1)**	***75.28***		***14:09:02.744***

P9 45 WRR Sebastian PEREZ — Matchless -

IDEAL LAP TIME : 2:22.468 BEST LAP TIME : 2:22.468 DIFFERENCE : 0.000

LAP	SECTOR 1	SECTOR 2	LAP TIME		MPH	DIFF	TIME OF DAY
1 -		47.365	2:28.195		72.12	5.727	13:57:08.156
2 -	1:35.778	47.531	2:23.309		74.58	0.841	13:59:31.465
3 -	1:35.805	47.494	2:23.299	**(3)**	74.58	0.831	14:01:54.764
4 -	1:35.265	47.937	2:23.202	**(2)**	74.63	0.734	14:04:17.966
5 -	1:35.579	47.815	2:23.394		74.53	0.926	14:06:41.360
6 -	***1:35.169***	***47.299***	***2:22.468***	**(1)**	***75.02***		***14:09:03.828***

P10 99 WRR Andy CLEWS — Matchless - Andy Clews Racing

IDEAL LAP TIME : 2:23.143 BEST LAP TIME : 2:23.143 DIFFERENCE : 0.000

LAP	SECTOR 1	SECTOR 2	LAP TIME		MPH	DIFF	TIME OF DAY
1 -		48.517	2:30.666		70.93	7.523	13:57:10.627
2 -	1:36.479	48.260	2:24.739		73.84	1.596	13:59:35.366
3 -	1:36.000	48.161	2:24.161	**(2)**	74.13	1.018	14:01:59.527
4 -	1:37.450	48.084	2:25.534		73.44	2.391	14:04:25.061
5 -	1:36.706	47.724	2:24.430	**(3)**	74.00	1.287	14:06:49.491
6 -	***1:35.524***	***47.619***	***2:23.143***	**(1)**	***74.66***		***14:09:12.634***

P11 64 WRR Chris BASSETT — Norton -

IDEAL LAP TIME : 2:22.338 BEST LAP TIME : 2:22.550 DIFFERENCE : 0.212

LAP	SECTOR 1	SECTOR 2	LAP TIME		MPH	DIFF	TIME OF DAY
1 -		47.199	2:28.969		71.74	6.419	13:57:08.930
2 -	1:35.839	47.426	2:23.265	**(3)**	74.60	0.715	13:59:32.195
3 -	***1:35.742***	47.170	2:22.912	**(2)**	74.78	0.362	14:01:55.107
4 -	1:38.711	49.198	2:27.909		72.26	5.359	14:04:23.016
5 -	1:40.997	47.256	2:28.253		72.09	5.703	14:06:51.269
6 -	1:35.954	***46.596***	***2:22.550***	**(1)**	***74.97***		***14:09:13.819***

P12 17 WRR Stuart TONGE — Norton - Stuart Tonge Engineering

IDEAL LAP TIME : 2:23.706 BEST LAP TIME : 2:23.706 DIFFERENCE : 0.000

LAP	SECTOR 1	SECTOR 2	LAP TIME		MPH	DIFF	TIME OF DAY
1 -		47.470	2:31.843		70.38	8.137	13:57:11.804
2 -	1:36.731	47.740	2:24.471	**(2)**	73.98	0.765	13:59:36.275
3 -	***1:36.241***	***47.465***	***2:23.706***	**(1)**	***74.37***		***14:01:59.981***

Weather / Track : Cloudy / Dry

Snetterton
Circuit Length = 2.9689 miles
Start: 13:54 Flag 14:08 End: 14:10

BMCRC - MRO Championships 2016 - Rnd 4 @ Snetterton 300

Lansdowne Classic Series

RACE 10 - SECTOR ANALYSIS

SECTOR 1 = FL to I1, SECTOR 2 = I1 to FL, DIFF = Difference To Personal Best Lap

4 -	1:37.581	48.071	2:25.652		73.38	1.946	14:04:25.633
5 -	1:36.666	48.425	2:25.091	(3)	73.66	1.385	14:06:50.724
6 -	1:42.293	48.862	2:31.155		70.70	7.449	14:09:21.879

P13 67 WRR Gordon RUSSELL Norton -

IDEAL LAP TIME : 2:25.381 BEST LAP TIME : 2:25.381 DIFFERENCE : 0.000

LAP	SECTOR 1	SECTOR 2	LAP TIME		MPH	DIFF	TIME OF DAY
1 -		49.238	2:35.504		68.73	10.123	13:57:15.465
2 -	1:38.772	48.202	2:26.974		72.72	1.593	13:59:42.439
3 -	1:38.161	49.087	2:27.248		72.58	1.867	14:02:09.687
4 -	1:38.022	48.178	2:26.200	(2)	73.10	0.819	14:04:35.887
5 -	1:38.740	48.020	2:26.760	(3)	72.82	1.379	14:07:02.647
6 -	***1:37.387***	***47.994***	***2:25.381***	**(1)**	***73.51***		***14:09:28.028***

P14 23 WRR Lee JENNINGS Norton - Chester e Roads

IDEAL LAP TIME : 2:24.305 BEST LAP TIME : 2:24.305 DIFFERENCE : 0.000

LAP	SECTOR 1	SECTOR 2	LAP TIME		MPH	DIFF	TIME OF DAY
1 -		49.529	2:34.351		69.24	10.046	13:57:14.312
2 -	1:37.882	49.346	2:27.228		72.59	2.923	13:59:41.540
3 -	1:38.562	49.676	2:28.238		72.10	3.933	14:02:09.778
4 -	1:38.010	49.082	2:27.092	(3)	72.66	2.787	14:04:36.870
5 -	1:37.983	49.056	2:27.039	(2)	72.68	2.734	14:07:03.909
6 -	***1:36.443***	***47.862***	***2:24.305***	**(1)**	***74.06***		***14:09:28.214***

P15 3 WRR Nick BEDFORD Norton - Keith Bedford

IDEAL LAP TIME : 2:26.732 BEST LAP TIME : 2:27.047 DIFFERENCE : 0.315

LAP	SECTOR 1	SECTOR 2	LAP TIME		MPH	DIFF	TIME OF DAY
1 -		49.020	2:33.518		69.62	6.471	13:57:13.479
2 -	1:38.248	***49.008***	2:27.256	(2)	72.58	0.209	13:59:40.735
3 -	1:39.049	49.067	2:28.116		72.16	1.069	14:02:08.851
4 -	1:39.137	49.726	2:28.863		71.79	1.816	14:04:37.714
5 -	***1:37.724***	49.323	***2:27.047***	**(1)**	***72.68***		***14:07:04.761***
6 -	1:38.286	49.301	2:27.587	(3)	72.41	0.540	14:09:32.348

P16 21 WRR Andy REYNOLDS Norton - Caliber Financial Management

IDEAL LAP TIME : 2:29.120 BEST LAP TIME : 2:29.477 DIFFERENCE : 0.357

LAP	SECTOR 1	SECTOR 2	LAP TIME		MPH	DIFF	TIME OF DAY
1 -		49.604	2:37.544		67.84	8.067	13:57:17.505
2 -	1:40.255	49.733	2:29.988	(2)	71.25	0.511	13:59:47.493
3 -	1:40.808	***49.421***	2:30.229	(3)	71.14	0.752	14:02:17.722
4 -	1:41.089	50.405	2:31.494		70.55	2.017	14:04:49.216
5 -	1:40.315	49.993	2:30.308		71.10	0.831	14:07:19.524
6 -	***1:39.699***	49.778	***2:29.477***	**(1)**	***71.50***		***14:09:49.001***

P17 27 WRR Derek BUNNING Matchless - Lynx Garage

IDEAL LAP TIME : 2:29.589 BEST LAP TIME : 2:29.910 DIFFERENCE : 0.321

LAP	SECTOR 1	SECTOR 2	LAP TIME		MPH	DIFF	TIME OF DAY
1 -		49.894	2:37.159		68.00	7.249	13:57:17.120
2 -	***1:39.849***	50.061	***2:29.910***	**(1)**	***71.29***		***13:59:47.030***
3 -	1:42.089	50.130	2:32.219		70.21	2.309	14:02:19.249
4 -	1:40.211	49.866	2:30.077	(2)	71.21	0.167	14:04:49.326
5 -	1:41.518	49.904	2:31.422		70.58	1.512	14:07:20.748
6 -	1:40.438	***49.740***	2:30.178	(3)	71.16	0.268	14:09:50.926

P18 38 WRR Adrian HUNTER Norton -

IDEAL LAP TIME : 2:30.942 BEST LAP TIME : 2:31.465 DIFFERENCE : 0.523

LAP	SECTOR 1	SECTOR 2	LAP TIME		MPH	DIFF	TIME OF DAY
1 -		***49.926***	2:38.207		67.55	6.742	13:57:18.168

Weather / Track : Cloudy / Dry

Snetterton
Circuit Length = 2.9689 miles
Start: 13:54 Flag 14:08 End: 14:10

BMCRC - MRO Championships 2016 - Rnd 4 @ Snetterton 300

Lansdowne Classic Series

RACE 10 - SECTOR ANALYSIS

SECTOR 1 = FL to I1, SECTOR 2 = I1 to FL, DIFF = Difference To Personal Best Lap

2 -	***1:41.016***	50.449	***2:31.465***	**(1)**	***70.56***		***13:59:49.633***
3 -	1:43.456	50.990	2:34.446	**(2)**	69.20	2.981	14:02:24.079
4 -	1:43.937	51.028	2:34.965		68.97	3.500	14:04:59.044
5 -	1:44.043	50.768	2:34.811		69.03	3.346	14:07:33.855
6 -	1:44.073	50.535	2:34.608	**(3)**	69.13	3.143	14:10:08.463

P19 2 Avon Roger ASHBY AJS -

IDEAL LAP TIME : 2:37.581 BEST LAP TIME : 2:37.581 DIFFERENCE : 0.000

LAP	SECTOR 1	SECTOR 2	LAP TIME		MPH	DIFF	TIME OF DAY
1 -		52.788	2:47.868		63.66	10.287	13:57:27.829
2 -	1:48.658	53.152	2:41.810		66.05	4.229	14:00:09.639
3 -	1:47.860	53.491	2:41.351		66.24	3.770	14:02:50.990
4 -	1:47.110	52.864	2:39.974	**(3)**	66.81	2.393	14:05:30.964
5 -	1:47.331	51.982	2:39.313	**(2)**	67.08	1.732	14:08:10.277
6 -	***1:46.297***	***51.284***	***2:37.581***	**(1)**	***67.82***		***14:10:47.858***

P20 5 Avon Ian LUCAS Norton - Jack Gooch

IDEAL LAP TIME : 2:37.958 BEST LAP TIME : 2:37.958 DIFFERENCE : 0.000

LAP	SECTOR 1	SECTOR 2	LAP TIME		MPH	DIFF	TIME OF DAY
1 -		52.886	2:48.388		63.47	10.430	13:57:28.349
2 -	1:48.549	53.486	2:42.035		65.96	4.077	14:00:10.384
3 -	1:47.418	53.283	2:40.701		66.50	2.743	14:02:51.085
4 -	1:47.359	52.754	2:40.113	**(3)**	66.75	2.155	14:05:31.198
5 -	1:47.105	52.185	2:39.290	**(2)**	67.09	1.332	14:08:10.488
6 -	***1:46.043***	***51.915***	***2:37.958***	**(1)**	***67.66***		***14:10:48.446***

P21 54 WRR Robin STOKES Norton - Cliff Ransley

IDEAL LAP TIME : 2:21.885 BEST LAP TIME : 2:21.885 DIFFERENCE : 0.000

LAP	SECTOR 1	SECTOR 2	LAP TIME		MPH	DIFF	TIME OF DAY
1 -		48.606	2:31.090	**(3)**	70.73	9.205	13:57:11.051
2 -	***1:34.703***	***47.182***	***2:21.885***	**(1)**	***75.32***		***13:59:32.936***
3 -	1:35.320	49.595	2:24.915	**(2)**	73.75	3.030	14:01:57.851

Weather / Track : Cloudy / Dry

Snetterton
Circuit Length = 2.9689 miles
Start: 13:54 Flag 14:08 End: 14:10

BMCRC - MRO Championships 2016 - Rnd 4 @ Snetterton 300

Lansdowne Classic Series

RACE 10 - BEST SECTORS

SECTOR 1				SECTOR 2				IDEAL / BEST COMPARISON						
POS	NO	NAME	TIME	NO	NAME	TIME		POS	NO	NAME	IDEAL	BEST	DIFF
										PERFECT LAP	2:14.524		
1	79	STIMPSON	**1:30.579**	79	STIMPSON	**43.945**		1	79	STIMPSON	2:14.524	2:14.536	0.012
2	68	RUSSELL	**1:31.244**	999	FIRMIN	**44.730**		2	68	RUSSELL	2:16.121	2:16.460	0.339
3	42	SINCLAIR	**1:31.378**	42	SINCLAIR	**44.763**		3	42	SINCLAIR	2:16.141	2:16.141	0.000
4	999	FIRMIN	**1:32.115**	68	RUSSELL	**44.877**		4	999	FIRMIN	2:16.845	2:16.878	0.033
5	90	CLEWS	**1:32.605**	90	CLEWS	**44.980**		5	90	CLEWS	2:17.585	2:17.808	0.223
6	37	LING	**1:33.094**	37	LING	**45.549**		6	37	LING	2:18.643	2:18.643	0.000
7	50	SHARP	**1:34.581**	64	BASSETT	**46.596**		7	15	CREW	2:21.545	2:21.773	0.228
8	54	STOKES	**1:34.703**	15	CREW	**46.832**		8	50	SHARP	2:21.725	2:21.975	0.250
9	15	CREW	**1:34.713**	50	SHARP	**47.144**		9	54	STOKES	2:21.885	2:21.885	0.000
10	45	PEREZ	**1:35.169**	54	STOKES	**47.182**		10	64	BASSETT	2:22.338	2:22.550	0.212
11	99	CLEWS	**1:35.524**	45	PEREZ	**47.299**		11	45	PEREZ	2:22.468	2:22.468	0.000
12	64	BASSETT	**1:35.742**	17	TONGE	**47.465**		12	99	CLEWS	2:23.143	2:23.143	0.000
13	17	TONGE	**1:36.241**	99	CLEWS	**47.619**		13	17	TONGE	2:23.706	2:23.706	0.000
14	23	JENNINGS	**1:36.443**	23	JENNINGS	**47.862**		14	23	JENNINGS	2:24.305	2:24.305	0.000
15	67	RUSSELL	**1:37.387**	67	RUSSELL	**47.994**		15	67	RUSSELL	2:25.381	2:25.381	0.000
16	3	BEDFORD	**1:37.724**	3	BEDFORD	**49.008**		16	3	BEDFORD	2:26.732	2:27.047	0.315
17	21	REYNOLDS	**1:39.699**	21	REYNOLDS	**49.421**		17	21	REYNOLDS	2:29.120	2:29.477	0.357
18	27	BUNNING	**1:39.849**	27	BUNNING	**49.740**		18	27	BUNNING	2:29.589	2:29.910	0.321
19	38	HUNTER	**1:41.016**	38	HUNTER	**49.926**		19	38	HUNTER	2:30.942	2:31.465	0.523
20	5	LUCAS	**1:46.043**	2	ASHBY	**51.284**		20	2	ASHBY	2:37.581	2:37.581	0.000
21	2	ASHBY	**1:46.297**	5	LUCAS	**51.915**		21	5	LUCAS	2:37.958	2:37.958	0.000

Weather / Track : Cloudy / Dry

Snetterton
Circuit Length = 2.9689 miles
Start: 13:54 Flag 14:08 End: 14:10

Results can be found at www.tsl-timing.com

Printed - 14:12 Sunday, 29 May 2016

THE LANSDOWNE CLASSIC SERIES

BMCRC - MRO Championships 2016 - Rnd 4 @ Snetterton 300

Lansdowne Classic Series

RACE 20 - CLASSIFICATION

POS	NO	CL	PIC	NAME	ENTRY	LAPS	TIME	GAP	DIFF	MPH	BEST	ON
1	**79**	BGP	1	Dean STIMPSON	Norton - IZZARD RACING	**6**	13:38.232			78.37	**2:15.129**	3
2	**68**	BGP	2	Michael RUSSELL	Norton -	**6**	13:46.956	**8.724**	8.724	77.54	**2:15.901**	6
3	**42**	BGP	3	Alex SINCLAIR	Norton - Ripley Land	**6**	13:53.398	**15.166**	6.442	76.94	**2:16.653**	6
4	**999**	BGP	4	Chris FIRMIN	Molnar - AndyClewsRacing	**6**	13:53.458	**15.226**	0.060	76.94	**2:16.585**	6
5	**37**	BGP	5	Clive LING	Norton - Tony Dunnell	**6**	14:09.110	**30.878**	15.652	75.52	**2:19.905**	5
6	**15**	BGP	6	Peter CREW	Norton -	**6**	14:18.728	**40.496**	9.618	74.67	**2:20.970**	6
7	**50**	BGP	7	Phill SHARP	Norton - tony dunnel	**6**	14:19.056	**40.824**	0.328	74.64	**2:21.777**	6
8	**45**	WRR	1	Sebastian PEREZ	Matchless -	**6**	14:21.317	**43.085**	2.261	74.45	**2:21.821**	6
9	**99**	WRR	2	Andy CLEWS	Matchless - Andy Clews Racing	**6**	14:33.390	**55.158**	12.073	73.42	**2:22.340**	6
10	**67**	WRR	3	Gordon RUSSELL	Norton -	**6**	14:36.233	**58.001**	2.843	73.18	**2:24.246**	5
11	**17**	WRR	4	Stuart TONGE	Norton - Stuart Tonge Engineering	**6**	14:46.583	**1:08.351**	10.350	72.33	**2:25.753**	3
12	**3**	WRR	5	Nick BEDFORD	Norton - Keith Bedford	**6**	15:01.523	**1:23.291**	14.940	71.13	**2:28.292**	5
13	**23**	WRR	6	Lee JENNINGS	Norton - Chester e Roads	**6**	15:11.369	**1:33.137**	9.846	70.36	**2:29.633**	5
14	**38**	WRR	7	Adrian HUNTER	Norton -	**6**	15:14.855	**1:36.623**	3.486	70.09	**2:30.109**	3
15	**5**	Avon	1	Ian LUCAS	Norton - Jack Gooch	**6**	16:18.118	**2:39.886**	1:03.263	65.56	**2:40.704**	5
					NOT CLASSIFIED							
DNF	**90**	BGP		Sam CLEWS	Norton - Andy Clews Racing	**1**	2:26.330	**5 Laps**	5 Laps	73.04	**2:26.330**	1
DNF	**64**	WRR		Chris BASSETT	Norton -	**0**						
DNF	**54**	WRR		Robin STOKES	Norton - Cliff Ransley	**0**						
					FASTEST LAP							
	79	BGP		Dean STIMPSON	Norton - IZZARD RACING	**3**	2:15.129		79.09 mph		127.29 kph	
	45	WRR		Sebastian PEREZ	Matchless -	**6**	2:21.821		75.36 mph		121.28 kph	
	5	Avon		Ian LUCAS	Norton - Jack Gooch	**5**	2:40.704		66.50 mph		107.03 kph	

Class BGP - 90% of Race Speed = 70.53 mph
Class WRR - 90% of Race Speed = 67.00 mph
Class Avon - 90% of Race Speed = 59.00 mph

Snetterton
Circuit Length = 2.9689 miles
Start: 17:42 Flag 17:56 End: 17:58

Weather / Track : Cloudy / Dry
These results are provisional until the conclusion of any judicial and technical matters.

Clerk Of Course :		Timekeeper :

Results can be found at www.tsl-timing.com

Printed - 17:59 Sunday, 29 May 2016

BMCRC - MRO Championships 2016 - Rnd 4 @ Snetterton 300

Lansdowne Classic Series

RACE 20 - LAP CHART

LAP 1 @ 17:44:47.183

NO	BEHIND	LAP TIME
79		2:20.762
68	2.803	2:23.565
999	4.317	2:25.079
42	5.502	2:26.264
90	5.568	2:26.330
37	5.668	2:26.430
50	7.175	2:27.937
15	7.570	2:28.332
45	9.021	2:29.783
99	11.199	2:31.961
67	12.577	2:33.339
17	14.789	2:35.551
38	15.479	2:36.241
3	16.731	2:37.493
23	17.400	2:38.162
5	28.735	2:49.497

LAP 2 @ 17:47:02.365

NO	BEHIND	LAP TIME
79		2:15.182
68	4.972	2:17.351
42	7.809	2:17.489
999	7.884	2:18.749
37	12.341	2:21.855
50	14.047	2:22.054
15	14.753	2:22.365
45	16.568	2:22.729
99	21.514	2:25.497
67	22.655	2:25.260
17	26.033	2:26.426
3	31.384	2:29.835
38	32.639	2:32.342
23	32.753	2:30.535
5	55.650	2:42.097

LAP 3 @ 17:49:17.494

NO	BEHIND	LAP TIME
79		2:15.129
68	6.783	2:16.940
42	10.613	2:17.933
999	10.803	2:18.048
37	18.001	2:20.789
50	20.992	2:22.074
15	21.438	2:21.814
45	23.772	2:22.333
99	31.143	2:24.758
67	31.802	2:24.276
17	36.657	2:25.753
3	45.160	2:28.905
38	47.619	2:30.109
23	47.756	2:30.132
5	1:22.798	2:42.277

LAP 4 @ 17:51:33.029

NO	BEHIND	LAP TIME
79		2:15.535
68	8.055	2:16.807
42	12.624	2:17.546
999	12.722	2:17.454
37	22.644	2:20.178
15	27.608	2:21.705
50	27.972	2:22.515
45	30.914	2:22.677
99	40.426	2:24.818
67	40.936	2:24.669
17	46.944	2:25.822
3	58.200	2:28.575
38	1:03.538	2:31.454
23	1:03.698	2:31.477
5	1:49.252	2:41.989

LAP 5 @ 17:53:48.640

NO	BEHIND	LAP TIME
79		2:15.611
68	8.836	2:16.392
42	14.526	2:17.513
999	14.654	2:17.543
37	26.938	2:19.905
50	35.060	2:22.699
15	35.539	2:23.542
45	37.277	2:21.974
99	48.831	2:24.016
67	49.571	2:24.246
17	57.657	2:26.324
3	1:10.881	2:28.292
23	1:17.720	2:29.633
38	1:19.201	2:31.274
5	2:14.345	2:40.704

LAP 6 @ 17:56:04.653

NO	BEHIND	LAP TIME
79		2:16.013
68	8.724	2:15.901
42	15.166	2:16.653
999	15.226	2:16.585
37	30.878	2:19.953
15	40.496	2:20.970
50	40.824	2:21.777
45	43.085	2:21.821
99	55.158	2:22.340
67	58.001	2:24.443
17	1:08.351	2:26.707
3	1:23.291	2:28.423
23	1:33.137	2:31.430
38	1:36.623	2:33.435
5	2:39.886	2:41.554

Weather / Track : Cloudy / Dry

Snetterton
Circuit Length = 2.9689 miles
Start: 17:42 Flag 17:56 End: 17:58

Results can be found at www.tsl-timing.com

Printed - 17:59 Sunday, 29 May 2016

BMCRC - MRO Championships 2016 - Rnd 4 @ Snetterton 300

Lansdowne Classic Series

RACE 20 - SECTOR ANALYSIS

SECTOR 1 = FL to I1, SECTOR 2 = I1 to FL, DIFF = Difference To Personal Best Lap

P1 79 BGP Dean STIMPSON — Norton - IZZARD RACING

IDEAL LAP TIME : 2:14.838 BEST LAP TIME : 2:15.129 DIFFERENCE : 0.291

LAP	SECTOR 1	SECTOR 2	LAP TIME	MPH	DIFF	TIME OF DAY
1 -		44.515	2:20.762	75.92	5.633	17:44:47.183
2 -	1:30.985	***44.197***	2:15.182 **(2)**	79.06	0.053	17:47:02.365
3 -	***1:30.641***	44.488	***2:15.129*** **(1)**	***79.09***		***17:49:17.494***
4 -	1:31.196	44.339	2:15.535 **(3)**	78.85	0.406	17:51:33.029
5 -	1:31.262	44.349	2:15.611	78.81	0.482	17:53:48.640
6 -	1:31.320	44.693	2:16.013	78.58	0.884	17:56:04.653

P2 68 BGP Michael RUSSELL — Norton -

IDEAL LAP TIME : 2:15.811 BEST LAP TIME : 2:15.901 DIFFERENCE : 0.090

LAP	SECTOR 1	SECTOR 2	LAP TIME	MPH	DIFF	TIME OF DAY
1 -		45.302	2:23.565	74.44	7.664	17:44:49.986
2 -	1:32.365	44.986	2:17.351	77.81	1.450	17:47:07.337
3 -	1:32.026	44.914	2:16.940	78.04	1.039	17:49:24.277
4 -	1:31.986	44.821	2:16.807 **(3)**	78.12	0.906	17:51:41.084
5 -	1:31.759	***44.633***	2:16.392 **(2)**	78.36	0.491	17:53:57.476
6 -	***1:31.178***	44.723	***2:15.901*** **(1)**	***78.64***		***17:56:13.377***

P3 42 BGP Alex SINCLAIR — Norton - Ripley Land

IDEAL LAP TIME : 2:16.653 BEST LAP TIME : 2:16.653 DIFFERENCE : 0.000

LAP	SECTOR 1	SECTOR 2	LAP TIME	MPH	DIFF	TIME OF DAY
1 -		45.781	2:26.264	73.07	9.611	17:44:52.685
2 -	1:31.932	45.557	2:17.489 **(2)**	77.73	0.836	17:47:10.174
3 -	1:32.616	45.317	2:17.933	77.48	1.280	17:49:28.107
4 -	1:32.206	45.340	2:17.546	77.70	0.893	17:51:45.653
5 -	1:32.458	45.055	2:17.513 **(3)**	77.72	0.860	17:54:03.166
6 -	***1:31.837***	***44.816***	***2:16.653*** **(1)**	***78.21***		***17:56:19.819***

P4 999 BGP Chris FIRMIN — Molnar - AndyClewsRacing

IDEAL LAP TIME : 2:16.585 BEST LAP TIME : 2:16.585 DIFFERENCE : 0.000

LAP	SECTOR 1	SECTOR 2	LAP TIME	MPH	DIFF	TIME OF DAY
1 -		45.501	2:25.079	73.67	8.494	17:44:51.500
2 -	1:33.225	45.524	2:18.749	77.03	2.164	17:47:10.249
3 -	1:33.149	44.899	2:18.048	77.42	1.463	17:49:28.297
4 -	1:32.632	44.822	2:17.454 **(2)**	77.75	0.869	17:51:45.751
5 -	1:32.396	45.147	2:17.543 **(3)**	77.70	0.958	17:54:03.294
6 -	***1:32.366***	***44.219***	***2:16.585*** **(1)**	***78.25***		***17:56:19.879***

P5 37 BGP Clive LING — Norton - Tony Dunnell

IDEAL LAP TIME : 2:19.609 BEST LAP TIME : 2:19.905 DIFFERENCE : 0.296

LAP	SECTOR 1	SECTOR 2	LAP TIME	MPH	DIFF	TIME OF DAY
1 -		46.612	2:26.430	72.99	6.525	17:44:52.851
2 -	1:35.157	46.698	2:21.855	75.34	1.950	17:47:14.706
3 -	1:34.464	46.325	2:20.789	75.91	0.884	17:49:35.495
4 -	1:33.954	***46.224***	2:20.178 **(3)**	76.24	0.273	17:51:55.673
5 -	1:33.604	46.301	***2:19.905*** **(1)**	***76.39***		***17:54:15.578***
6 -	***1:33.385***	46.568	2:19.953 **(2)**	76.36	0.048	17:56:35.531

P6 15 BGP Peter CREW — Norton -

IDEAL LAP TIME : 2:20.585 BEST LAP TIME : 2:20.970 DIFFERENCE : 0.385

LAP	SECTOR 1	SECTOR 2	LAP TIME	MPH	DIFF	TIME OF DAY
1 -		***46.830***	2:28.332	72.05	7.362	17:44:54.753
2 -	1:34.812	47.553	2:22.365	75.07	1.395	17:47:17.118
3 -	1:34.423	47.391	2:21.814 **(3)**	75.36	0.844	17:49:38.932
4 -	1:34.561	47.144	2:21.705 **(2)**	75.42	0.735	17:52:00.637
5 -	1:35.153	48.389	2:23.542	74.45	2.572	17:54:24.179

Weather / Track : Cloudy / Dry

Snetterton
Circuit Length = 2.9689 miles
Start: 17:42 Flag 17:56 End: 17:58

BMCRC - MRO Championships 2016 - Rnd 4 @ Snetterton 300

Lansdowne Classic Series

RACE 20 - SECTOR ANALYSIS

SECTOR 1 = FL to I1, SECTOR 2 = I1 to FL, DIFF = Difference To Personal Best Lap

6 -	***1:33.755***	47.215	***2:20.970***	***(1)***	***75.81***	***17:56:45.149***

P7 50 BGP Phill SHARP

Norton - tony dunnel

IDEAL LAP TIME : 2:21.339 BEST LAP TIME : 2:21.777 DIFFERENCE : 0.438

LAP	SECTOR 1	SECTOR 2	LAP TIME		MPH	DIFF	TIME OF DAY
1 -		47.297	2:27.937		72.24	6.160	17:44:54.358
2 -	1:35.056	***46.998***	2:22.054	**(2)**	75.23	0.277	17:47:16.412
3 -	1:34.866	47.208	2:22.074	**(3)**	75.22	0.297	17:49:38.486
4 -	1:34.976	47.539	2:22.515		74.99	0.738	17:52:01.001
5 -	1:35.070	47.629	2:22.699		74.89	0.922	17:54:23.700
6 -	***1:34.341***	47.436	***2:21.777***	***(1)***	***75.38***		***17:56:45.477***

P8 45 WRR Sebastian PEREZ

Matchless -

IDEAL LAP TIME : 2:21.680 BEST LAP TIME : 2:21.821 DIFFERENCE : 0.141

LAP	SECTOR 1	SECTOR 2	LAP TIME		MPH	DIFF	TIME OF DAY
1 -		47.240	2:29.783		71.35	7.962	17:44:56.204
2 -	1:35.526	47.203	2:22.729		74.88	0.908	17:47:18.933
3 -	1:35.308	***47.025***	2:22.333	**(3)**	75.09	0.512	17:49:41.266
4 -	1:35.227	47.450	2:22.677		74.91	0.856	17:52:03.943
5 -	1:34.927	47.047	2:21.974	**(2)**	75.28	0.153	17:54:25.917
6 -	***1:34.655***	47.166	***2:21.821***	***(1)***	***75.36***		***17:56:47.738***

P9 99 WRR Andy CLEWS

Matchless - Andy Clews Racing

IDEAL LAP TIME : 2:22.340 BEST LAP TIME : 2:22.340 DIFFERENCE : 0.000

LAP	SECTOR 1	SECTOR 2	LAP TIME		MPH	DIFF	TIME OF DAY
1 -		48.116	2:31.961		70.33	9.621	17:44:58.382
2 -	1:37.134	48.363	2:25.497		73.45	3.157	17:47:23.879
3 -	1:36.290	48.468	2:24.758	**(3)**	73.83	2.418	17:49:48.637
4 -	1:36.334	48.484	2:24.818		73.80	2.478	17:52:13.455
5 -	1:36.219	47.797	2:24.016	**(2)**	74.21	1.676	17:54:37.471
6 -	***1:34.938***	***47.402***	***2:22.340***	***(1)***	***75.08***		***17:56:59.811***

P10 67 WRR Gordon RUSSELL

Norton -

IDEAL LAP TIME : 2:23.807 BEST LAP TIME : 2:24.246 DIFFERENCE : 0.439

LAP	SECTOR 1	SECTOR 2	LAP TIME		MPH	DIFF	TIME OF DAY
1 -		47.991	2:33.339		69.70	9.093	17:44:59.760
2 -	1:37.732	47.528	2:25.260		73.57	1.014	17:47:25.020
3 -	***1:36.504***	47.772	2:24.276	**(2)**	74.08	0.030	17:49:49.296
4 -	1:36.612	48.057	2:24.669		73.87	0.423	17:52:13.965
5 -	1:36.943	***47.303***	***2:24.246***	***(1)***	***74.09***		***17:54:38.211***
6 -	1:37.100	47.343	2:24.443	**(3)**	73.99	0.197	17:57:02.654

P11 17 WRR Stuart TONGE

Norton - Stuart Tonge Engineering

IDEAL LAP TIME : 2:25.500 BEST LAP TIME : 2:25.753 DIFFERENCE : 0.253

LAP	SECTOR 1	SECTOR 2	LAP TIME		MPH	DIFF	TIME OF DAY
1 -		49.209	2:35.551		68.71	9.798	17:45:01.972
2 -	1:38.344	***48.082***	2:26.426		72.99	0.673	17:47:28.398
3 -	***1:37.418***	48.335	***2:25.753***	***(1)***	***73.33***		***17:49:54.151***
4 -	1:37.442	48.380	2:25.822	**(2)**	73.29	0.069	17:52:19.973
5 -	1:37.716	48.608	2:26.324	**(3)**	73.04	0.571	17:54:46.297
6 -	1:38.140	48.567	2:26.707		72.85	0.954	17:57:13.004

P12 3 WRR Nick BEDFORD

Norton - Keith Bedford

IDEAL LAP TIME : 2:28.175 BEST LAP TIME : 2:28.292 DIFFERENCE : 0.117

LAP	SECTOR 1	SECTOR 2	LAP TIME		MPH	DIFF	TIME OF DAY
1 -		49.531	2:37.493		67.86	9.201	17:45:03.914
2 -	1:39.820	50.015	2:29.835		71.33	1.543	17:47:33.749
3 -	1:39.388	49.517	2:28.905		71.77	0.613	17:50:02.654

Weather / Track : Cloudy / Dry

Snetterton
Circuit Length = 2.9689 miles
Start: 17:42 Flag 17:56 End: 17:58

BMCRC - MRO Championships 2016 - Rnd 4 @ Snetterton 300

Lansdowne Classic Series

RACE 20 - SECTOR ANALYSIS

SECTOR 1 = FL to I1, SECTOR 2 = I1 to FL, DIFF = Difference To Personal Best Lap

4 -	1:39.111	***49.464***	2:28.575	**(3)**	71.93	0.283	17:52:31.229
5 -	***1:38.711***	49.581	***2:28.292***	**(1)**	***72.07***		***17:54:59.521***
6 -	1:38.728	49.695	2:28.423	**(2)**	72.01	0.131	17:57:27.944

P13 23 WRR Lee JENNINGS Norton - Chester e Roads

IDEAL LAP TIME : 2:28.802 BEST LAP TIME : 2:29.633 DIFFERENCE : 0.831

LAP	SECTOR 1	SECTOR 2	LAP TIME		MPH	DIFF	TIME OF DAY
1 -		49.974	2:38.162		67.57	8.529	17:45:04.583
2 -	1:40.002	50.533	2:30.535	**(3)**	71.00	0.902	17:47:35.118
3 -	1:40.444	***49.688***	2:30.132	**(2)**	71.19	0.499	17:50:05.250
4 -	1:41.624	49.853	2:31.477		70.55	1.844	17:52:36.727
5 -	***1:39.114***	50.519	***2:29.633***	**(1)**	***71.42***		***17:55:06.360***
6 -	1:40.364	51.066	2:31.430		70.58	1.797	17:57:37.790

P14 38 WRR Adrian HUNTER Norton -

IDEAL LAP TIME : 2:30.047 BEST LAP TIME : 2:30.109 DIFFERENCE : 0.062

LAP	SECTOR 1	SECTOR 2	LAP TIME		MPH	DIFF	TIME OF DAY
1 -		50.363	2:36.241		68.40	6.132	17:45:02.662
2 -	1:41.488	50.854	2:32.342		70.15	2.233	17:47:35.004
3 -	***1:40.061***	50.048	***2:30.109***	**(1)**	***71.20***		***17:50:05.113***
4 -	1:40.946	50.508	2:31.454	**(3)**	70.56	1.345	17:52:36.567
5 -	1:41.288	***49.986***	2:31.274	**(2)**	70.65	1.165	17:55:07.841
6 -	1:42.810	50.625	2:33.435		69.65	3.326	17:57:41.276

P15 5 Avon Ian LUCAS Norton - Jack Gooch

IDEAL LAP TIME : 2:40.701 BEST LAP TIME : 2:40.704 DIFFERENCE : 0.003

LAP	SECTOR 1	SECTOR 2	LAP TIME		MPH	DIFF	TIME OF DAY
1 -		53.979	2:49.497		63.05	8.793	17:45:15.918
2 -	1:49.057	53.040	2:42.097		65.93	1.393	17:47:58.015
3 -	1:48.667	53.610	2:42.277		65.86	1.573	17:50:40.292
4 -	1:48.711	53.278	2:41.989	**(3)**	65.98	1.285	17:53:22.281
5 -	***1:47.887***	52.817	***2:40.704***	**(1)**	***66.50***		***17:56:02.985***
6 -	1:48.740	***52.814***	2:41.554	**(2)**	66.15	0.850	17:58:44.539

P16 90 BGP Sam CLEWS Norton - Andy Clews Racing

IDEAL LAP TIME : BEST LAP TIME : 2:26.330 DIFFERENCE :

LAP	SECTOR 1	SECTOR 2	LAP TIME		MPH	DIFF	TIME OF DAY
1 -		***47.544***	***2:26.330***	**(1)**	***73.04***		***17:44:52.751***

Snetterton
Circuit Length = 2.9689 miles
Start: 17:42 Flag 17:56 End: 17:58

Weather / Track : Cloudy / Dry

BMCRC - MRO Championships 2016 - Rnd 4 @ Snetterton 300

Lansdowne Classic Series

RACE 20 - BEST SECTORS

	SECTOR 1			SECTOR 2			IDEAL / BEST COMPARISON					
POS	NO	NAME	TIME	NO	NAME	TIME	POS	NO	NAME	IDEAL	BEST	DIFF
									PERFECT LAP	2:14.838		
1	79	STIMPSON	**1:30.641**	79	STIMPSON	**44.197**	1	79	STIMPSON	2:14.838	2:15.129	0.291
2	68	RUSSELL	**1:31.178**	999	FIRMIN	**44.219**	2	68	RUSSELL	2:15.811	2:15.901	0.090
3	42	SINCLAIR	**1:31.837**	68	RUSSELL	**44.633**	3	999	FIRMIN	2:16.585	2:16.585	0.000
4	999	FIRMIN	**1:32.366**	42	SINCLAIR	**44.816**	4	42	SINCLAIR	2:16.653	2:16.653	0.000
5	37	LING	**1:33.385**	37	LING	**46.224**	5	37	LING	2:19.609	2:19.905	0.296
6	15	CREW	**1:33.755**	15	CREW	**46.830**	6	15	CREW	2:20.585	2:20.970	0.385
7	50	SHARP	**1:34.341**	50	SHARP	**46.998**	7	50	SHARP	2:21.339	2:21.777	0.438
8	45	PEREZ	**1:34.655**	45	PEREZ	**47.025**	8	45	PEREZ	2:21.680	2:21.821	0.141
9	99	CLEWS	**1:34.938**	67	RUSSELL	**47.303**	9	99	CLEWS	2:22.340	2:22.340	0.000
10	67	RUSSELL	**1:36.504**	99	CLEWS	**47.402**	10	67	RUSSELL	2:23.807	2:24.246	0.439
11	17	TONGE	**1:37.418**	90	CLEWS	**47.544**	11	17	TONGE	2:25.500	2:25.753	0.253
12	3	BEDFORD	**1:38.711**	17	TONGE	**48.082**	12	3	BEDFORD	2:28.175	2:28.292	0.117
13	23	JENNINGS	**1:39.114**	3	BEDFORD	**49.464**	13	23	JENNINGS	2:28.802	2:29.633	0.831
14	38	HUNTER	**1:40.061**	23	JENNINGS	**49.688**	14	38	HUNTER	2:30.047	2:30.109	0.062
15	5	LUCAS	**1:47.887**	38	HUNTER	**49.986**	15	5	LUCAS	2:40.701	2:40.704	0.003
16				5	LUCAS	**52.814**	16	90	CLEWS		2:26.330	
17												
18												

Weather / Track : Cloudy / Dry

Snetterton
Circuit Length = 2.9689 miles
Start: 17:42 Flag 17:56 End: 17:58

Results can be found at www.tsl-timing.com

Printed - 17:59 Sunday, 29 May 2016

MRO 600 inc Clubman 600

Snetterton 300

28th & 29th May 2016

Results Provided by Timing Solutions Ltd
www.tsl-timing.com

Snetterton 300

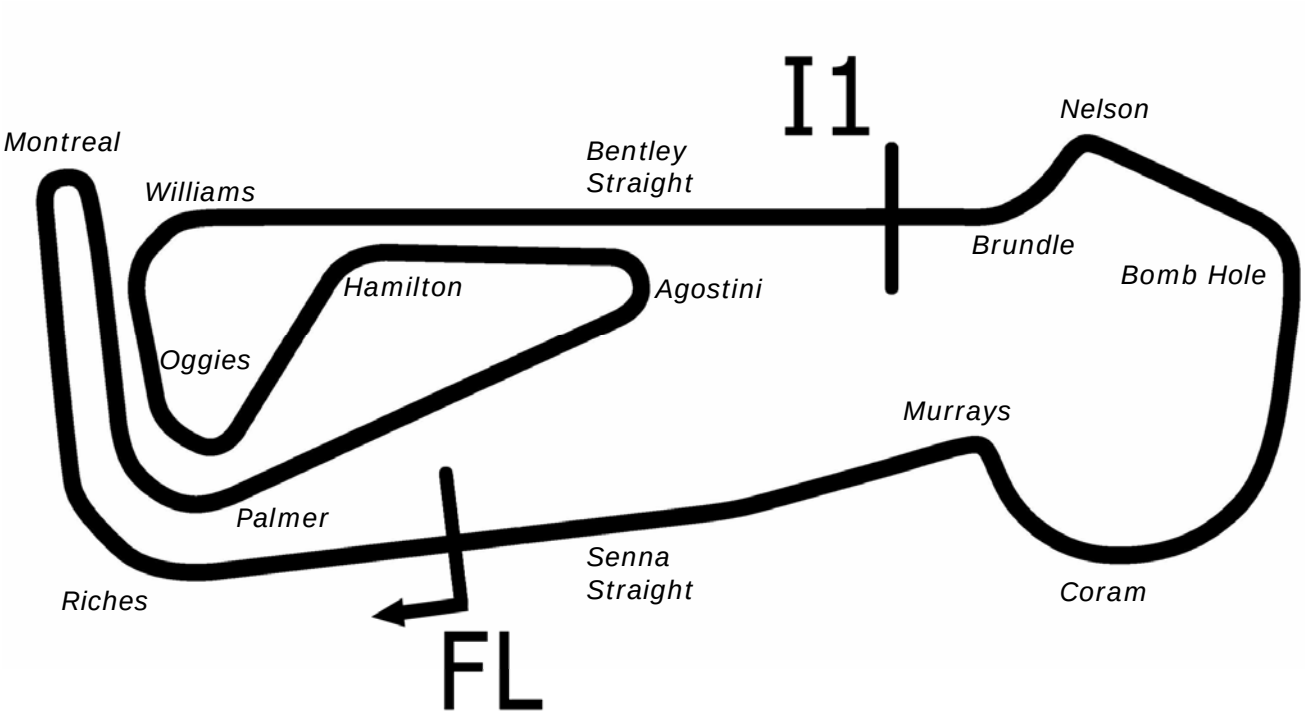

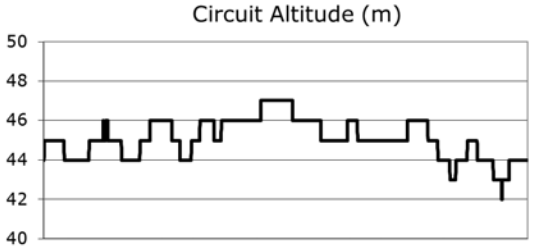

Length	2.9689 miles	4778.0 m	
FL		52.46340 N	0.94476 E
I1	3198m	52.46617 N	0.94964 E
Pit Entry	4572m	52.46364 N	0.94774 E
Pit Exit	40m after FL	52.46338 N	0.94420 E

Pit Entry–Pit Exit 246m, 14.7s @60kph, 11.0s @80kph

All results available at www.tsl-timing.com

BMCRC - MRO Championships 2016 - Rnd 4 @ Snetterton 300

Team Respro MRO 600 inc Clubman 600

QUALIFYING - CLASSIFICATION

POS	NO	CL	PIC	NAME	ENTRY	TIME	ON	LAPS	GAP	DIFF	MPH
1	74		1	Joe MORPHETT	Yamaha - Inta / The Bike Shop	1:56.884	7	7			91.44
2	127		2	David TINKLER	Yamaha -	1:58.103	3	3	1.219	1.219	90.49
3	8		3	Grant NEWSTEAD	Yamaha - Tinklers Motorcycles	1:58.181	3	6	1.297	0.078	90.43
4	6	C	1	Dominic PETTIT	Yamaha - Camclad Contractors	1:59.087	3	3	2.203	0.906	89.75
5	32	C	2	Mark PIPER	Yamaha - please sponsor me	2:00.355	2	6	3.471	1.268	88.80
6	52	C	3	Ben COTGROVE	Triumph - NR Racing	2:00.492	3	3	3.608	0.137	88.70
7	49	C	4	Ross McLURG	Kawasaki - E.D.I Building / Steve Jordan Motorcycles	2:00.603	3	7	3.719	0.111	88.62
8	187		4	Michael HALL	Kawasaki -	2:00.785	3	3	3.901	0.182	88.48
9	14		5	Chris BURRAGE	Yamaha - Seton tuning	2:00.974	7	7	4.090	0.189	88.35
10	777		6	Mason WILLIAMS	Yamaha - Steve Jordan Motorcycles	2:01.046	7	7	4.162	0.072	88.29
11	111		7	Dan RUTH	Yamaha - Richard Ruth	2:01.082	7	7	4.198	0.036	88.27
12	76		8	Jason BYARD	Suzuki - May Construction	2:01.390	7	7	4.506	0.308	88.04
13	69		9	Phil SETON	Yamaha - Seton Tuning	2:01.448	6	6	4.564	0.058	88.00
14	44	C	5	Hayden PLATTON	Kawasaki - NR Racing	2:01.621	3	6	4.737	0.173	87.88
15	68	C	6	Thomas EUSTACE	Yamaha - More moto/sublime designs	2:01.718	3	4	4.834	0.097	87.81
16	11	C	7	Josh HARVEY	Yamaha - NR Racing	2:01.727	2	6	4.843	0.009	87.80
17	184		10	David TWYFORD	Yamaha -	2:02.163	6	7	5.279	0.436	87.49
18	86	C	8	David SHOUBRIDGE	Kawasaki - ASAP (allsignsallprint)	2:02.163	7	7	5.279	0.000	87.49
19	30	C	9	Richard GOODE	Yamaha - Wps ltd / Geoff hand automotive engineering	2:02.807	7	7	5.923	0.644	87.03
20	40		11	David SHELVEY	Suzuki -	2:02.905	6	6	6.021	0.098	86.96
21	55	C	10	Paul GARNER	Yamaha - Area Fifty-One Racing	2:03.123	2	6	6.239	0.218	86.80
22	56	C	11	Michael MILLS	Yamaha - A51R	2:03.978	7	7	7.094	0.855	86.20
23	149 *	C	12	Callum HAMMETT	Yamaha -	2:04.884	4	4	8.000	0.906	85.58
24	22	C	13	Darren DOWDS	Yamaha - sublime designs racing	2:04.957	6	7	8.073	0.073	85.53
25	81	C	14	Liam DUFFETT	Honda -	2:06.399	2	6	9.515	1.442	84.55
26	48	C	15	Jay MATTHEWS	Yamaha -	2:07.246	2	2	10.362	0.847	83.99
27	77		12	Jason HOLLAND	Triumph - JH autos imperial car hire	2:07.299	6	6	10.415	0.053	83.96
28	7	C	16	Mitch DUCRAN	Yamaha -	2:09.801	2	3	12.917	2.502	82.34
29	95		13	Simon MEADOWS	Triumph - myself	2:11.862	2	4	14.978	2.061	81.05
30	36	C	17	Duncan GROVE	Yamaha -	2:12.626	5	6	15.742	0.764	80.58
31	195	C	18	Karl SMITH	Yamaha - The Flooring Centre Romford	2:18.627	2	5	21.743	6.001	77.09

*** #149 - Please fit a working transponder**

Snetterton
Circuit Length = 2.9689 miles
Start: 10:30 Flag 10:47 End: 10:49

Weather / Track : Cloudy / Dry
These results are provisional until the conclusion of any judicial and technical matters.

Clerk Of Course :		Timekeeper :

Results can be found at www.tsl-timing.com

Printed - 10:49 Saturday, 28 May 2016

BMCRC - MRO Championships 2016 - Rnd 4 @ Snetterton 300

Team Respro MRO 600 inc Clubman 600

QUALIFYING - SECTOR ANALYSIS

SECTOR 1 = FL to I1, SECTOR 2 = I1 to FL, DIFF = Difference To Personal Best Lap

P1 74 Joe MORPHETT Yamaha - Inta / The Bike Shop

IDEAL LAP TIME : 1:56.884 BEST LAP TIME : 1:56.884 DIFFERENCE : 0.000

LAP	SECTOR 1	SECTOR 2	LAP TIME		MPH	DIFF	TIME OF DAY
1 -	1:30.840	42.053	2:12.893		80.42	16.009	10:33:25.921
2 -	1:20.348	40.141	2:00.489	(3)	88.70	3.605	10:35:26.410
3 -	1:21.076	39.464	2:00.540		88.66	3.656	10:37:26.950
4 -	1:36.321	IN PIT	5:02.843	P	35.29	3:05.959	10:42:29.793
5 -	OUTLAP	39.595	2:05.118		85.42	8.234	10:44:34.911
6 -	1:18.427	39.460	1:57.887	(2)	90.66	1.003	10:46:32.798
7 -	***1:17.784***	***39.100***	***1:56.884***	**(1)**	***91.44***		***10:48:29.682***

P2 127 David TINKLER Yamaha -

IDEAL LAP TIME : 1:58.103 BEST LAP TIME : 1:58.103 DIFFERENCE : 0.000

LAP	SECTOR 1	SECTOR 2	LAP TIME		MPH	DIFF	TIME OF DAY
1 -	1:21.758	39.283	2:01.041	(3)	88.30	2.938	10:33:11.828
2 -	1:18.925	39.360	1:58.285	(2)	90.35	0.182	10:35:10.113
3 -	***1:18.877***	***39.226***	***1:58.103***	**(1)**	***90.49***		***10:37:08.216***

P3 8 Grant NEWSTEAD Yamaha - Tinklers Motorcycles

IDEAL LAP TIME : 1:58.175 BEST LAP TIME : 1:58.181 DIFFERENCE : 0.006

LAP	SECTOR 1	SECTOR 2	LAP TIME		MPH	DIFF	TIME OF DAY
1 -	1:21.495	39.815	2:01.310		88.10	3.129	10:33:11.356
2 -	1:19.369	***39.409***	1:58.778	(2)	89.98	0.597	10:35:10.134
3 -	***1:18.766***	39.415	***1:58.181***	**(1)**	***90.43***		***10:37:08.315***
4 -	1:35.670	IN PIT	6:05.252	P	29.26	4:07.071	10:43:13.567
5 -	OUTLAP	40.586	2:10.823		81.69	12.642	10:45:24.390
6 -	1:19.761	39.887	1:59.648	(3)	89.32	1.467	10:47:24.038

P4 6 C Dominic PETTIT Yamaha - Camclad Contractors

IDEAL LAP TIME : 1:59.063 BEST LAP TIME : 1:59.087 DIFFERENCE : 0.024

LAP	SECTOR 1	SECTOR 2	LAP TIME		MPH	DIFF	TIME OF DAY
1 -	1:26.226	40.863	2:07.089	(3)	84.09	8.002	10:33:17.401
2 -	1:22.204	***39.696***	2:01.900	(2)	87.67	2.813	10:35:19.301
3 -	***1:19.367***	39.720	***1:59.087***	**(1)**	***89.75***		***10:37:18.388***

P5 32 C Mark PIPER Yamaha - please sponsor me

IDEAL LAP TIME : 1:59.425 BEST LAP TIME : 2:00.355 DIFFERENCE : 0.930

LAP	SECTOR 1	SECTOR 2	LAP TIME		MPH	DIFF	TIME OF DAY
1 -	1:28.405	41.661	2:10.066		82.17	9.711	10:33:22.667
2 -	1:20.048	***40.307***	***2:00.355***	**(1)**	***88.80***		***10:35:23.022***
3 -	***1:19.118***	47.438	2:06.556	(3)	84.45	6.201	10:37:29.578
4 -		IN PIT	6:08.233	P	29.02	4:07.878	10:43:37.811
5 -	OUTLAP	41.874	2:09.674		82.42	9.319	10:45:47.485
6 -	1:20.565	40.545	2:01.110	(2)	88.25	0.755	10:47:48.595

P6 52 C Ben COTGROVE Triumph - NR Racing

IDEAL LAP TIME : 1:59.812 BEST LAP TIME : 2:00.492 DIFFERENCE : 0.680

LAP	SECTOR 1	SECTOR 2	LAP TIME		MPH	DIFF	TIME OF DAY
1 -	1:24.879	41.497	2:06.376	(3)	84.57	5.884	10:33:16.574
2 -	1:21.358	***39.922***	2:01.280	(2)	88.12	0.788	10:35:17.854
3 -	***1:19.890***	40.602	***2:00.492***	**(1)**	***88.70***		***10:37:18.346***

P7 49 C Ross McLURG Kawasaki - E.D.I Building / Steve Jordan Motorcycles

IDEAL LAP TIME : 2:00.198 BEST LAP TIME : 2:00.603 DIFFERENCE : 0.405

LAP	SECTOR 1	SECTOR 2	LAP TIME		MPH	DIFF	TIME OF DAY
1 -	1:24.232	40.956	2:05.188		85.37	4.585	10:33:16.991
2 -	***1:20.150***	40.501	2:00.651	(2)	88.58	0.048	10:35:17.642

Snetterton
Circuit Length = 2.9689 miles
Start: 10:30 Flag 10:47 End: 10:49

Weather / Track : Cloudy / Dry

BMCRC - MRO Championships 2016 - Rnd 4 @ Snetterton 300

Team Respro MRO 600 inc Clubman 600

QUALIFYING - SECTOR ANALYSIS

SECTOR 1 = FL to I1, SECTOR 2 = I1 to FL, DIFF = Difference To Personal Best Lap

3 -	1:20.228	40.375	***2:00.603***	**(1)**	***88.62***			***10:37:18.245***
4 -	1:34.887	IN PIT	5:11.257	**P**	34.33	3:10.654	10:42:29.502
5 -	OUTLAP	***40.048***	2:06.670		84.37	6.067	10:44:36.172
6 -	1:20.599	40.330	2:00.929	**(3)**	88.38	0.326	10:46:37.101
7 -	1:20.992	40.544	2:01.536		87.94	0.933	10:48:38.637

P8 187 Michael HALL Kawasaki -

IDEAL LAP TIME : 2:00.611 BEST LAP TIME : 2:00.785 DIFFERENCE : 0.174

LAP	SECTOR 1	SECTOR 2	LAP TIME		MPH	DIFF	TIME OF DAY
1 -	1:26.622	40.868	2:07.490	**(3)**	83.83	6.705	10:33:20.685
2 -	1:20.815	***40.378***	2:01.193	**(2)**	88.19	0.408	10:35:21.878
3 -	***1:20.233***	40.552	***2:00.785***	**(1)**	***88.48***		***10:37:22.663***

P9 14 Chris BURRAGE Yamaha - Seton tuning

IDEAL LAP TIME : 2:00.925 BEST LAP TIME : 2:00.974 DIFFERENCE : 0.049

LAP	SECTOR 1	SECTOR 2	LAP TIME		MPH	DIFF	TIME OF DAY
1 -	1:30.809	41.892	2:12.701		80.54	11.727	10:33:25.615
2 -	1:21.769	***40.279***	2:02.048	**(3)**	87.57	1.074	10:35:27.663
3 -	1:21.362	40.830	2:02.192		87.46	1.218	10:37:29.855
4 -	2:51.110	IN PIT	5:00.521	**P**	35.56	2:59.547	10:42:30.376
5 -	OUTLAP	41.122	2:11.274		81.41	10.300	10:44:41.650
6 -	1:20.763	41.070	2:01.833	**(2)**	87.72	0.859	10:46:43.483
7 -	***1:20.646***	40.328	***2:00.974***	**(1)**	***88.35***		***10:48:44.457***

P10 777 Mason WILLIAMS Yamaha - Steve Jordan Motorcycles

IDEAL LAP TIME : 2:01.046 BEST LAP TIME : 2:01.046 DIFFERENCE : 0.000

LAP	SECTOR 1	SECTOR 2	LAP TIME		MPH	DIFF	TIME OF DAY
1 -	1:28.527	41.602	2:10.129		82.13	9.083	10:33:22.979
2 -	1:22.196	40.881	2:03.077	**(3)**	86.84	2.031	10:35:26.056
3 -	1:23.076	41.145	2:04.221		86.04	3.175	10:37:30.277
4 -	2:56.063	1:53.719	4:49.782		36.88	2:48.736	10:42:20.059
5 -	1:24.765	41.033	2:05.798		84.96	4.752	10:44:25.857
6 -	1:22.034	40.688	2:02.722	**(2)**	87.09	1.676	10:46:28.579
7 -	***1:20.830***	***40.216***	***2:01.046***	**(1)**	***88.29***		***10:48:29.625***

P11 111 Dan RUTH Yamaha - Richard Ruth

IDEAL LAP TIME : 2:00.680 BEST LAP TIME : 2:01.082 DIFFERENCE : 0.402

LAP	SECTOR 1	SECTOR 2	LAP TIME		MPH	DIFF	TIME OF DAY
1 -	1:34.255	41.817	2:16.072		78.54	14.990	10:33:30.659
2 -	1:24.057	42.149	2:06.206		84.68	5.124	10:35:36.865
3 -	1:22.620	***40.632***	2:03.252	**(2)**	86.71	2.170	10:37:40.117
4 -	2:40.072	IN PIT	5:02.783	**P**	35.29	3:01.701	10:42:42.900
5 -	OUTLAP	42.566	2:10.219		82.07	9.137	10:44:53.119
6 -	1:22.543	41.821	2:04.364	**(3)**	85.94	3.282	10:46:57.483
7 -	***1:20.048***	41.034	***2:01.082***	**(1)**	***88.27***		***10:48:58.565***

P12 76 Jason BYARD Suzuki - May Construction

IDEAL LAP TIME : 2:01.390 BEST LAP TIME : 2:01.390 DIFFERENCE : 0.000

LAP	SECTOR 1	SECTOR 2	LAP TIME		MPH	DIFF	TIME OF DAY
1 -	1:39.394	42.976	2:22.370		75.07	20.980	10:33:36.829
2 -	1:22.544	40.960	2:03.504	**(3)**	86.54	2.114	10:35:40.333
3 -	1:22.050	41.718	2:03.768		86.35	2.378	10:37:44.101
4 -	2:38.498	IN PIT	5:02.293	**P**	35.35	3:00.903	10:42:46.394
5 -	OUTLAP	41.156	2:11.526		81.26	10.136	10:44:57.920
6 -	1:22.644	40.542	2:03.186	**(2)**	86.76	1.796	10:47:01.106
7 -	***1:21.026***	***40.364***	***2:01.390***	**(1)**	***88.04***		***10:49:02.496***

Snetterton
Circuit Length = 2.9689 miles
Start: 10:30 Flag 10:47 End: 10:49

Weather / Track : Cloudy / Dry

BMCRC - MRO Championships 2016 - Rnd 4 @ Snetterton 300

Team Respro MRO 600 inc Clubman 600

QUALIFYING - SECTOR ANALYSIS

SECTOR 1 = FL to I1, SECTOR 2 = I1 to FL, DIFF = Difference To Personal Best Lap

P13 69 Phil SETON Yamaha - Seton Tuning

IDEAL LAP TIME : 2:00.958 BEST LAP TIME : 2:01.448 DIFFERENCE : 0.490

LAP	SECTOR 1	SECTOR 2	LAP TIME		MPH	DIFF	TIME OF DAY
1 -	1:29.487	41.711	2:11.198	(3)	81.46	9.750	10:33:22.637
2 -	1:22.153	IN PIT	2:30.365	P	71.08	28.917	10:35:53.002
3 -	OUTLAP	IN PIT	6:36.177	P	26.97	4:34.729	10:42:29.179
4 -	OUTLAP	44.326	2:22.803		74.84	21.355	10:44:51.982
5 -	1:22.629	***39.994***	2:02.623	(2)	87.16	1.175	10:46:54.605
6 -	***1:20.964***	40.484	***2:01.448***	(1)	***88.00***		***10:48:56.053***

P14 44 C Hayden PLATTON Kawasaki - NR Racing

IDEAL LAP TIME : 2:01.404 BEST LAP TIME : 2:01.621 DIFFERENCE : 0.217

LAP	SECTOR 1	SECTOR 2	LAP TIME		MPH	DIFF	TIME OF DAY
1 -	1:32.106	41.695	2:13.801		79.88	12.180	10:33:26.622
2 -	1:22.069	***40.374***	2:02.443	(2)	87.29	0.822	10:35:29.065
3 -	***1:21.030***	40.591	***2:01.621***	(1)	***87.88***		***10:37:30.686***
4 -		IN PIT	5:49.950	P	30.54	3:48.329	10:43:20.636
5 -	OUTLAP	41.579	2:07.439		83.86	5.818	10:45:28.075
6 -	1:22.790	40.697	2:03.487	(3)	86.55	1.866	10:47:31.562

P15 68 C Thomas EUSTACE Yamaha - More moto/sublime designs

IDEAL LAP TIME : 2:01.718 BEST LAP TIME : 2:01.718 DIFFERENCE : 0.000

LAP	SECTOR 1	SECTOR 2	LAP TIME		MPH	DIFF	TIME OF DAY
1 -	1:29.440	42.130	2:11.570	(3)	81.23	9.852	10:33:27.078
2 -	1:23.247	40.619	2:03.866	(2)	86.28	2.148	10:35:30.944
3 -	***1:21.636***	***40.082***	***2:01.718***	(1)	***87.81***		***10:37:32.662***
4 -	2:56.990	1:51.947	4:48.937		36.99	2:47.219	10:42:21.599

P16 11 C Josh HARVEY Yamaha - NR Racing

IDEAL LAP TIME : 2:01.445 BEST LAP TIME : 2:01.727 DIFFERENCE : 0.282

LAP	SECTOR 1	SECTOR 2	LAP TIME		MPH	DIFF	TIME OF DAY
1 -	1:27.593	41.771	2:09.364		82.62	7.637	10:33:21.648
2 -	1:21.337	***40.390***	***2:01.727***	(1)	***87.80***		***10:35:23.375***
3 -	1:39.433	43.539	2:22.972		74.75	21.245	10:37:46.347
4 -	2:43.652	1:49.654	4:33.306		39.10	2:31.579	10:42:19.653
5 -	1:26.287	41.029	2:07.316	(3)	83.94	5.589	10:44:26.969
6 -	***1:21.055***	40.878	2:01.933	(2)	87.65	0.206	10:46:28.902

P17 184 David TWYFORD Yamaha -

IDEAL LAP TIME : 2:01.761 BEST LAP TIME : 2:02.163 DIFFERENCE : 0.402

LAP	SECTOR 1	SECTOR 2	LAP TIME		MPH	DIFF	TIME OF DAY
1 -	1:34.165	43.247	2:17.412		77.78	15.249	10:33:36.297
2 -	1:22.746	41.471	2:04.217	(3)	86.04	2.054	10:35:40.514
3 -	***1:21.024***	43.225	2:04.249		86.02	2.086	10:37:44.763
4 -	2:49.794	1:56.893	4:46.687		37.28	2:44.524	10:42:31.450
5 -	1:27.576	41.728	2:09.304		82.65	7.141	10:44:40.754
6 -	1:21.426	***40.737***	***2:02.163***	(1)	***87.49***		***10:46:42.917***
7 -	1:22.008	40.787	2:02.795	(2)	87.04	0.632	10:48:45.712

P18 86 C David SHOUBRIDGE Kawasaki - ASAP (allsignsallprint)

IDEAL LAP TIME : 2:02.163 BEST LAP TIME : 2:02.163 DIFFERENCE : 0.000

LAP	SECTOR 1	SECTOR 2	LAP TIME		MPH	DIFF	TIME OF DAY
1 -	1:31.496	41.907	2:13.403		80.11	11.240	10:33:27.448
2 -	1:22.324	41.149	2:03.473	(2)	86.56	1.310	10:35:30.921
3 -	1:23.364	40.860	2:04.224		86.03	2.061	10:37:35.145
4 -	2:47.228	IN PIT	4:56.969	P	35.99	2:54.806	10:42:32.114
5 -	OUTLAP	42.551	2:14.016		79.75	11.853	10:44:46.130
6 -	1:22.954	40.891	2:03.845	(3)	86.30	1.682	10:46:49.975

Weather / Track : Cloudy / Dry

Snetterton
Circuit Length = 2.9689 miles
Start: 10:30 Flag 10:47 End: 10:49

BMCRC - MRO Championships 2016 - Rnd 4 @ Snetterton 300

Team Respro MRO 600 inc Clubman 600

QUALIFYING - SECTOR ANALYSIS

SECTOR 1 = FL to I1, SECTOR 2 = I1 to FL, DIFF = Difference To Personal Best Lap

7 -	***1:21.921***	***40.242***	***2:02.163***	***(1)***	***87.49***	***10:48:52.138***

P19 30 C Richard GOODE Yamaha - Wps ltd / Geoff hand automotive engineering

IDEAL LAP TIME : 2:02.807 BEST LAP TIME : 2:02.807 DIFFERENCE : 0.000

LAP	SECTOR 1	SECTOR 2	LAP TIME		MPH	DIFF	TIME OF DAY
1 -	1:31.717	42.665	2:14.382		79.53	11.575	10:33:30.466
2 -	1:24.048	41.766	2:05.814	(3)	84.95	3.007	10:35:36.280
3 -	1:23.957	42.058	2:06.015		84.81	3.208	10:37:42.295
4 -	2:44.629	1:57.482	4:42.111		37.88	2:39.304	10:42:24.406
5 -	1:27.906	41.708	2:09.614		82.46	6.807	10:44:34.020
6 -	1:22.500	41.345	2:03.845	(2)	86.30	1.038	10:46:37.865
7 -	***1:21.770***	***41.037***	***2:02.807***	***(1)***	***87.03***		***10:48:40.672***

P20 40 David SHELVEY Suzuki -

IDEAL LAP TIME : 2:02.890 BEST LAP TIME : 2:02.905 DIFFERENCE : 0.015

LAP	SECTOR 1	SECTOR 2	LAP TIME		MPH	DIFF	TIME OF DAY
1 -	1:31.119	42.708	2:13.827		79.86	10.922	10:34:36.824
2 -	1:24.354	42.176	2:06.530	(3)	84.47	3.625	10:36:43.354
3 -	1:23.588	4:16.793	5:40.381		31.40	3:37.476	10:42:23.735
4 -	1:29.230	41.254	2:10.484		81.91	7.579	10:44:34.219
5 -	1:23.129	***40.950***	2:04.079	(2)	86.13	1.174	10:46:38.298
6 -	***1:21.940***	40.965	***2:02.905***	***(1)***	***86.96***		***10:48:41.203***

P21 55 C Paul GARNER Yamaha - Area Fifty-One Racing

IDEAL LAP TIME : 2:03.123 BEST LAP TIME : 2:03.123 DIFFERENCE : 0.000

LAP	SECTOR 1	SECTOR 2	LAP TIME		MPH	DIFF	TIME OF DAY
1 -	1:29.560	41.498	2:11.058		81.55	7.935	10:33:23.758
2 -	***1:22.021***	***41.102***	***2:03.123***	***(1)***	***86.80***		***10:35:26.881***
3 -	1:23.262	41.823	2:05.085	(2)	85.44	1.962	10:37:31.966
4 -	2:54.241	IN PIT	4:56.252	P	36.07	2:53.129	10:42:28.218
5 -	OUTLAP	42.722	2:17.574		77.68	14.451	10:44:45.792
6 -	1:24.365	41.981	2:06.346	(3)	84.59	3.223	10:46:52.138

P22 56 C Michael MILLS Yamaha - A51R

IDEAL LAP TIME : 2:03.691 BEST LAP TIME : 2:03.978 DIFFERENCE : 0.287

LAP	SECTOR 1	SECTOR 2	LAP TIME		MPH	DIFF	TIME OF DAY
1 -	1:29.376	42.186	2:11.562		81.23	7.584	10:33:25.377
2 -	1:23.283	***41.122***	2:04.405	(2)	85.91	0.427	10:35:29.782
3 -	1:23.165	41.349	2:04.514		85.83	0.536	10:37:34.296
4 -	2:47.897	IN PIT	4:52.946	P	36.48	2:48.968	10:42:27.242
5 -	OUTLAP	42.258	2:15.480		78.89	11.502	10:44:42.722
6 -	1:22.651	41.769	2:04.420	(3)	85.90	0.442	10:46:47.142
7 -	***1:22.569***	41.409	***2:03.978***	***(1)***	***86.20***		***10:48:51.120***

P23 149 C Callum HAMMETT Yamaha -

IDEAL LAP TIME : BEST LAP TIME : 2:04.884 DIFFERENCE :

LAP	SECTOR 1	SECTOR 2	LAP TIME		MPH	DIFF	TIME OF DAY
1 -			2:16.514	(3)	78.29	11.630	10:35:08.069
2 -			2:06.696	(2)	84.36	1.812	10:37:14.765
3 -			7:31.780		23.65	5:26.896	10:44:46.545
4 -			***2:04.884***	***(1)***	***85.58***		***10:46:51.429***

P24 22 C Darren DOWDS Yamaha - sublime designs racing

IDEAL LAP TIME : 2:04.761 BEST LAP TIME : 2:04.957 DIFFERENCE : 0.196

LAP	SECTOR 1	SECTOR 2	LAP TIME		MPH	DIFF	TIME OF DAY
1 -	1:31.471	42.517	2:13.988		79.76	9.031	10:33:29.576
2 -	1:24.447	42.177	2:06.624		84.40	1.667	10:35:36.200
3 -	1:23.843	41.959	2:05.802	(3)	84.95	0.845	10:37:42.002

Weather / Track : Cloudy / Dry

Snetterton
Circuit Length = 2.9689 miles
Start: 10:30 Flag 10:47 End: 10:49

BMCRC - MRO Championships 2016 - Rnd 4 @ Snetterton 300

Team Respro MRO 600 inc Clubman 600

QUALIFYING - SECTOR ANALYSIS

SECTOR 1 = FL to I1, SECTOR 2 = I1 to FL, DIFF = Difference To Personal Best Lap

4 -	2:44.199	1:54.523	4:38.722		38.34	2:33.765	10:42:20.724
5 -	1:26.045	42.082	2:08.127		83.41	3.170	10:44:28.851
6 -	***1:23.098***	41.859	***2:04.957***	**(1)**	***85.53***		***10:46:33.808***
7 -	1:23.370	***41.663***	2:05.033	**(2)**	85.48	0.076	10:48:38.841

P25 81 C Liam DUFFETT Honda -

IDEAL LAP TIME : 2:06.399 BEST LAP TIME : 2:06.399 DIFFERENCE : 0.000

LAP	SECTOR 1	SECTOR 2	LAP TIME		MPH	DIFF	TIME OF DAY
1 -	1:28.213	42.667	2:10.880		81.66	4.481	10:34:12.919
2 -	***1:24.220***	***42.179***	***2:06.399***	**(1)**	***84.55***		***10:36:19.318***
3 -	1:24.464	4:54.197	6:18.661		28.22	4:12.262	10:42:37.979
4 -	1:28.169	43.911	2:12.080		80.92	5.681	10:44:50.059
5 -	1:25.048	42.462	2:07.510	**(3)**	83.82	1.111	10:46:57.569
6 -	1:24.616	42.259	2:06.875	**(2)**	84.24	0.476	10:49:04.444

P26 48 C Jay MATTHEWS Yamaha -

IDEAL LAP TIME : 2:06.525 BEST LAP TIME : 2:07.246 DIFFERENCE : 0.721

LAP	SECTOR 1	SECTOR 2	LAP TIME		MPH	DIFF	TIME OF DAY
1 -	1:35.202	***42.407***	2:17.609	**(2)**	77.66	10.363	10:33:30.109
2 -	1:24.438	42.808	***2:07.246***	**(1)**	***83.99***		***10:35:37.355***

P27 77 Jason HOLLAND Triumph - JH autos imperial car hire

IDEAL LAP TIME : 2:06.580 BEST LAP TIME : 2:07.299 DIFFERENCE : 0.719

LAP	SECTOR 1	SECTOR 2	LAP TIME		MPH	DIFF	TIME OF DAY
1 -	1:36.554	45.126	2:21.680		75.43	14.381	10:33:42.465
2 -	1:26.429	42.534	2:08.963		82.87	1.664	10:35:51.428
3 -	1:24.952	42.934	2:07.886	**(2)**	83.57	0.587	10:37:59.314
4 -	2:32.221	1:55.293	4:27.514		39.95	2:20.215	10:42:26.828
5 -	1:26.720	***41.832***	2:08.552	**(3)**	83.14	1.253	10:44:35.380
6 -	1:24.795	42.504	***2:07.299***	**(1)**	***83.96***		***10:46:42.679***

P28 7 C Mitch DUCRAN Yamaha -

IDEAL LAP TIME : 2:09.801 BEST LAP TIME : 2:09.801 DIFFERENCE : 0.000

LAP	SECTOR 1	SECTOR 2	LAP TIME		MPH	DIFF	TIME OF DAY
1 -	1:33.776	43.587	2:17.363	**(3)**	77.80	7.562	10:33:35.377
2 -	***1:26.746***	***43.055***	***2:09.801***	**(1)**	***82.34***		***10:35:45.178***
3 -	1:27.033	44.186	2:11.219	**(2)**	81.45	1.418	10:37:56.397

P29 95 Simon MEADOWS Triumph - myself

IDEAL LAP TIME : 2:11.862 BEST LAP TIME : 2:11.862 DIFFERENCE : 0.000

LAP	SECTOR 1	SECTOR 2	LAP TIME		MPH	DIFF	TIME OF DAY
1 -	1:36.784	44.762	2:21.546	**(3)**	75.50	9.684	10:33:39.318
2 -	***1:27.767***	***44.095***	***2:11.862***	**(1)**	***81.05***		***10:35:51.180***
3 -	1:28.234	45.489	2:13.723	**(2)**	79.92	1.861	10:38:04.903
4 -	2:32.349	1:56.225	4:28.574		39.79	2:16.712	10:42:33.477

P30 36 C Duncan GROVE Yamaha -

IDEAL LAP TIME : 2:11.960 BEST LAP TIME : 2:12.626 DIFFERENCE : 0.666

LAP	SECTOR 1	SECTOR 2	LAP TIME		MPH	DIFF	TIME OF DAY
1 -	1:37.234	45.834	2:23.068		74.70	10.442	10:33:41.771
2 -	1:28.742	44.095	2:12.837	**(3)**	80.46	0.211	10:35:54.608
3 -	2:23.133	2:01.941	6:38.993		26.78	4:26.367	10:42:33.601
4 -	1:30.648	47.812	2:18.460		77.19	5.834	10:44:52.061
5 -	1:28.975	***43.651***	***2:12.626***	**(1)**	***80.58***		***10:47:04.687***
6 -	***1:28.309***	44.515	2:12.824	**(2)**	80.46	0.198	10:49:17.511

Weather / Track : Cloudy / Dry

Snetterton
Circuit Length = 2.9689 miles
Start: 10:30 Flag 10:47 End: 10:49

BMCRC - MRO Championships 2016 - Rnd 4 @ Snetterton 300

Team Respro MRO 600 inc Clubman 600

QUALIFYING - SECTOR ANALYSIS

SECTOR 1 = FL to I1, SECTOR 2 = I1 to FL, DIFF = Difference To Personal Best Lap

P31 195 C Karl SMITH Yamaha - The Flooring Centre Romford

IDEAL LAP TIME : 2:18.627 BEST LAP TIME : 2:18.627 DIFFERENCE : 0.000

LAP	SECTOR 1	SECTOR 2	LAP TIME	MPH	DIFF	TIME OF DAY
1 -	1:33.694	48.032	2:21.726 **(2)**	75.41	3.099	10:34:24.930
2 -	***1:31.726***	***46.901***	***2:18.627*** **(1)**	***77.09***		***10:36:43.557***
3 -	1:32.520	4:10.675	5:43.195	31.14	3:24.568	10:42:26.752
4 -	1:37.109	47.277	2:24.386	74.02	5.759	10:44:51.138
5 -	1:33.752	48.567	2:22.319 **(3)**	75.09	3.692	10:47:13.457

Weather / Track : Cloudy / Dry

Snetterton
Circuit Length = 2.9689 miles
Start: 10:30 Flag 10:47 End: 10:49

BMCRC - MRO Championships 2016 - Rnd 4 @ Snetterton 300

Team Respro MRO 600 inc Clubman 600

QUALIFYING - BEST SECTORS

SECTOR 1				SECTOR 2			
POS	NO	NAME	TIME	NO	NAME	TIME
1	74	MORPHETT	**1:17.784**	74	MORPHETT	**39.100**
2	8	NEWSTEAD	**1:18.766**	127	TINKLER	**39.226**
3	127	TINKLER	**1:18.877**	8	NEWSTEAD	**39.409**
4	32	PIPER	**1:19.118**	6	PETTIT	**39.696**
5	6	PETTIT	**1:19.367**	52	COTGROVE	**39.922**
6	52	COTGROVE	**1:19.890**	69	SETON	**39.994**
7	111	RUTH	**1:20.048**	49	McLURG	**40.048**
8	49	McLURG	**1:20.150**	68	EUSTACE	**40.082**
9	187	HALL	**1:20.233**	777	WILLIAMS	**40.216**
10	14	BURRAGE	**1:20.646**	86	SHOUBRIDGE	**40.242**
11	777	WILLIAMS	**1:20.830**	14	BURRAGE	**40.279**
12	69	SETON	**1:20.964**	32	PIPER	**40.307**
13	184	TWYFORD	**1:21.024**	76	BYARD	**40.364**
14	76	BYARD	**1:21.026**	44	PLATTON	**40.374**
15	44	PLATTON	**1:21.030**	187	HALL	**40.378**
16	11	HARVEY	**1:21.055**	11	HARVEY	**40.390**
17	68	EUSTACE	**1:21.636**	111	RUTH	**40.632**
18	30	GOODE	**1:21.770**	184	TWYFORD	**40.737**
19	86	SHOUBRIDGE	**1:21.921**	40	SHELVEY	**40.950**
20	40	SHELVEY	**1:21.940**	30	GOODE	**41.037**
21	55	GARNER	**1:22.021**	55	GARNER	**41.102**
22	56	MILLS	**1:22.569**	56	MILLS	**41.122**
23	22	DOWDS	**1:23.098**	22	DOWDS	**41.663**
24	48	MATTHEWS	**1:24.118**	77	HOLLAND	**41.832**
25	81	DUFFETT	**1:24.220**	81	DUFFETT	**42.179**
26	77	HOLLAND	**1:24.748**	48	MATTHEWS	**42.407**
27	7	DUCRAN	**1:26.746**	7	DUCRAN	**43.055**
28	95	MEADOWS	**1:27.767**	36	GROVE	**43.651**
29	36	GROVE	**1:28.309**	95	MEADOWS	**44.095**
30	195	SMITH	**1:31.726**	195	SMITH	**46.901**
31						

IDEAL / BEST COMPARISON					
POS	NO	NAME	IDEAL	BEST	DIFF
		PERFECT LAP	1:56.884		
1	74	MORPHETT	1:56.884	1:56.884	0.000
2	127	TINKLER	1:58.103	1:58.103	0.000
3	8	NEWSTEAD	1:58.175	1:58.181	0.006
4	6	PETTIT	1:59.063	1:59.087	0.024
5	32	PIPER	1:59.425	2:00.355	0.930
6	52	COTGROVE	1:59.812	2:00.492	0.680
7	49	McLURG	2:00.198	2:00.603	0.405
8	187	HALL	2:00.611	2:00.785	0.174
9	111	RUTH	2:00.680	2:01.082	0.402
10	14	BURRAGE	2:00.925	2:00.974	0.049
11	69	SETON	2:00.958	2:01.448	0.490
12	777	WILLIAMS	2:01.046	2:01.046	0.000
13	76	BYARD	2:01.390	2:01.390	0.000
14	44	PLATTON	2:01.404	2:01.621	0.217
15	11	HARVEY	2:01.445	2:01.727	0.282
16	68	EUSTACE	2:01.718	2:01.718	0.000
17	184	TWYFORD	2:01.761	2:02.163	0.402
18	86	SHOUBRIDGE	2:02.163	2:02.163	0.000
19	30	GOODE	2:02.807	2:02.807	0.000
20	40	SHELVEY	2:02.890	2:02.905	0.015
21	55	GARNER	2:03.123	2:03.123	0.000
22	56	MILLS	2:03.691	2:03.978	0.287
23	22	DOWDS	2:04.761	2:04.957	0.196
24	81	DUFFETT	2:06.399	2:06.399	0.000
25	48	MATTHEWS	2:06.525	2:07.246	0.721
26	77	HOLLAND	2:06.580	2:07.299	0.719
27	7	DUCRAN	2:09.801	2:09.801	0.000
28	95	MEADOWS	2:11.862	2:11.862	0.000
29	36	GROVE	2:11.960	2:12.626	0.666
30	195	SMITH	2:18.627	2:18.627	0.000
31	149	HAMMETT		2:04.884	

Weather / Track : Cloudy / Dry

Snetterton
Circuit Length = 2.9689 miles
Start: 10:30 Flag 10:47 End: 10:49

Results can be found at www.tsl-timing.com

Printed - 10:50 Saturday, 28 May 2016

BMCRC - MRO Championships 2016 - Rnd 4 @ Snetterton 300

Team Respro MRO 600 inc Clubman 600

RACE 7 - CLASSIFICATION

POS	NO	CL	PIC	NAME	ENTRY	LAPS	TIME	GAP	DIFF	MPH	BEST	ON
1	**8**		1	Grant NEWSTEAD	Yamaha - Tinklers Motorcycles	**5**	9:53.726			90.00	**1:56.758**	3
2	**127**		2	David TINKLER	Yamaha -	**5**	9:53.817	**0.091**	0.091	89.99	**1:57.600**	2
3	**74**		3	Joe MORPHETT	Yamaha - Inta / The Bike Shop	**5**	9:54.203	**0.477**	0.386	89.93	**1:57.507**	2
4	**187**		4	Michael HALL	Kawasaki -	**5**	10:02.748	**9.022**	8.545	88.66	**1:58.861**	2
5	**49**	C	1	Ross McLURG	Kawasaki - E.D.I Building / Steve Jordan Motorcycle	**5**	10:04.859	**11.133**	2.111	88.35	**1:58.838**	4
6	**14**		5	Chris BURRAGE	Yamaha - Seton tuning	**5**	10:07.992	**14.266**	3.133	87.89	**1:59.239**	5
7	**6**	C	2	Dominic PETTIT	Yamaha - Camclad Contractors	**5**	10:08.296	**14.570**	0.304	87.85	**1:59.112**	4
8	**52**	C	3	Ben COTGROVE	Triumph - NR Racing	**5**	10:08.781	**15.055**	0.485	87.78	**1:58.581**	5
9	**32**	C	4	Mark PIPER	Yamaha - please sponsor me	**5**	10:10.575	**16.849**	1.794	87.52	**1:59.902**	3
10	**69**		6	Phil SETON	Yamaha - Seton Tuning	**5**	10:14.855	**21.129**	4.280	86.91	**2:00.895**	5
11	**777**	C	5	Mason WILLIAMS	Yamaha - Steve Jordan Motorcycles	**5**	10:15.290	**21.564**	0.435	86.85	**2:00.533**	3
12	**44**	C	6	Hayden PLATTON	Kawasaki - NR Racing	**5**	10:15.399	**21.673**	0.109	86.83	**2:00.901**	3
13	**11**	C	7	Josh HARVEY	Yamaha - NR Racing	**5**	10:15.669	**21.943**	0.270	86.80	**2:00.684**	3
14	**111**		7	Dan RUTH	Yamaha - Richard Ruth	**5**	10:16.305	**22.579**	0.636	86.71	**2:01.305**	5
15	**184**		8	David TWYFORD	Yamaha -	**5**	10:16.938	**23.212**	0.633	86.62	**2:00.314**	5
16	**76**		9	Jason BYARD	Suzuki - May Construction	**5**	10:19.250	**25.524**	2.312	86.29	**2:00.706**	5
17	**68**	C	8	Thomas EUSTACE	Yamaha - More moto/sublime designs	**5**	10:20.882	**27.156**	1.632	86.07	**2:01.695**	5
18	**86**	C	9	David SHOUBRIDGE	Kawasaki - ASAP (allsignsallprint)	**5**	10:23.223	**29.497**	2.341	85.74	**2:02.175**	5
19	**30**	C	10	Richard GOODE	Yamaha - Wps ltd / Geoff hand automotive engineer	**5**	10:23.270	**29.544**	0.047	85.74	**2:02.420**	4
20	**40**		10	David SHELVEY	Suzuki -	**5**	10:23.837	**30.111**	0.567	85.66	**2:02.129**	5
21	**55**	C	11	Paul GARNER	Yamaha - Area Fifty-One Racing	**5**	10:26.476	**32.750**	2.639	85.30	**2:02.918**	3
22	**56**	C	12	Michael MILLS	Yamaha - A51R	**5**	10:29.549	**35.823**	3.073	84.88	**2:03.761**	3
23	**48**	C	13	Jay MATTHEWS	Yamaha -	**5**	10:30.217	**36.491**	0.668	84.79	**2:03.414**	3
24	**22**	C	14	Darren DOWDS	Yamaha - sublime designs racing	**5**	10:35.168	**41.442**	4.951	84.13	**2:03.593**	3
25	**81**	C	15	Liam DUFFETT	Honda -	**5**	10:40.637	**46.911**	5.469	83.41	**2:05.875**	5
26	**77**	C	16	Jason HOLLAND	Triumph - JH autos imperial car hire	**5**	10:40.652	**46.926**	0.015	83.41	**2:05.429**	5
27	**7**	C	17	Mitch DUCRAN	Yamaha -	**5**	10:53.805	**1:00.079**	13.153	81.73	**2:07.824**	5
28	**95**		11	Simon MEADOWS	Triumph - myself	**5**	10:55.688	**1:01.962**	1.883	81.50	**2:08.286**	4
29	**36**	C	18	Duncan GROVE	Yamaha -	**5**	11:12.016	**1:18.290**	16.328	79.52	**2:11.772**	3
30	**195**	C	19	Karl SMITH	Yamaha - The Flooring Centre Romford	**5**	11:38.976	**1:45.250**	26.960	76.45	**2:17.384**	2

FASTEST LAP

8		Grant NEWSTEAD	Yamaha - Tinklers Motorcycles	**3**	1:56.758	91.54 mph	147.32 kph
52	C	Ben COTGROVE	Triumph - NR Racing	**5**	1:58.581	90.13 mph	145.05 kph

Class - 90% of Race Speed = 81.00 mph
Class C - 90% of Race Speed = 79.51 mph

Snetterton
Circuit Length = 2.9689 miles
Start: 14:17 Flag 14:27 End: 14:29

Weather / Track : Cloudy / Dry
These results are provisional until the conclusion of any judicial and technical matters.

Clerk Of Course :		Timekeeper :

Results can be found at www.tsl-timing.com

Printed - 14:30 Saturday, 28 May 2016

BMCRC - MRO Championships 2016 - Rnd 4 @ Snetterton 300

Team Respro MRO 600 inc Clubman 600

RACE 7 - LAP CHART

LAP 1		@ 14:19:33.728	LAP 2		@ 14:21:31.328	LAP 3		@ 14:23:29.151	LAP 4		@ 14:25:26.807	LAP 5		@ 14:27:24.574
NO	BEHIND	LAP TIME	NO	BEHIND	LAP TIME	NO	BEHIND	LAP TIME	NO	BEHIND	LAP TIME	NO	BEHIND	LAP TIME
127		2:02.880	**127**		1:57.600	**127**		1:57.823	**127**		1:57.656	**8**		1:57.466
74	0.469	2:03.349	**74**	0.376	1:57.507	**74**	0.406	1:57.853	**8**	0.301	1:57.199	**127**	0.091	1:57.858
8	1.812	2:04.692	**8**	1.823	1:57.611	**8**	0.758	1:56.758	**74**	0.385	1:57.635	**74**	0.477	1:57.859
187	2.506	2:05.386	**187**	3.767	1:58.861	**187**	5.564	1:59.620	**187**	7.109	1:59.201	**187**	9.022	1:59.680
6	4.293	2:07.173	**49**	7.270	2:00.496	**49**	8.756	1:59.309	**49**	9.938	1:58.838	**49**	11.133	1:58.962
49	4.374	2:07.254	**52**	8.659	2:01.858	**14**	10.549	1:59.606	**14**	12.794	1:59.901	**14**	14.266	1:59.239
52	4.401	2:07.281	**14**	8.766	2:00.849	**52**	11.055	2:00.219	**6**	13.049	1:59.112	**6**	14.570	1:59.288
32	4.615	2:07.495	**6**	9.203	2:02.510	**32**	11.519	1:59.902	**32**	14.060	2:00.197	**52**	15.055	1:58.581
14	5.517	2:08.397	**32**	9.440	2:02.425	**6**	11.593	2:00.213	**52**	14.241	2:00.842	**32**	16.849	2:00.556
111	6.321	2:09.201	**69**	10.549	2:01.443	**69**	14.079	2:01.353	**69**	18.001	2:01.578	**69**	21.129	2:00.895
69	6.706	2:09.586	**44**	11.033	2:01.794	**44**	14.111	2:00.901	**44**	18.049	2:01.594	**777**	21.564	2:01.238
777	6.782	2:09.662	**111**	11.437	2:02.716	**777**	14.246	2:00.533	**777**	18.093	2:01.503	**44**	21.673	2:01.391
44	6.839	2:09.719	**777**	11.536	2:02.354	**11**	14.699	2:00.684	**11**	18.503	2:01.460	**11**	21.943	2:01.207
11	7.435	2:10.315	**11**	11.838	2:02.003	**111**	15.331	2:01.717	**111**	19.041	2:01.366	**111**	22.579	2:01.305
30	8.270	2:11.150	**184**	14.166	2:03.057	**184**	17.889	2:01.546	**184**	20.665	2:00.432	**184**	23.212	2:00.314
184	8.709	2:11.589	**30**	14.299	2:03.629	**68**	18.749	2:02.148	**76**	22.585	2:00.881	**76**	25.524	2:00.706
68	9.222	2:12.102	**68**	14.424	2:02.802	**76**	19.360	2:01.483	**68**	23.228	2:02.135	**68**	27.156	2:01.695
40	9.671	2:12.551	**86**	14.758	2:02.413	**30**	19.781	2:03.305	**30**	24.545	2:02.420	**86**	29.497	2:02.175
86	9.945	2:12.825	**76**	15.700	2:02.707	**86**	19.976	2:03.041	**86**	25.089	2:02.769	**30**	29.544	2:02.766
55	10.154	2:13.034	**40**	15.968	2:03.897	**40**	21.051	2:02.906	**40**	25.749	2:02.354	**40**	30.111	2:02.129
76	10.593	2:13.473	**55**	16.503	2:03.949	**55**	21.598	2:02.918	**55**	27.214	2:03.272	**55**	32.750	2:03.303
56	10.838	2:13.718	**56**	17.419	2:04.181	**56**	23.357	2:03.761	**56**	29.713	2:04.012	**56**	35.823	2:03.877
48	11.229	2:14.109	**48**	17.904	2:04.275	**48**	23.495	2:03.414	**48**	29.961	2:04.122	**48**	36.491	2:04.297
22	12.435	2:15.315	**22**	19.799	2:04.964	**22**	25.569	2:03.593	**22**	31.870	2:03.957	**22**	41.442	2:07.339
81	12.953	2:15.833	**81**	21.664	2:06.311	**81**	29.959	2:06.118	**81**	38.803	2:06.500	**81**	46.911	2:05.875
77	13.203	2:16.083	**77**	21.922	2:06.319	**77**	30.823	2:06.724	**77**	39.264	2:06.097	**77**	46.926	2:05.429
7	14.812	2:17.692	**7**	27.149	2:09.937	**7**	38.949	2:09.623	**7**	50.022	2:08.729	**7**	1:00.079	2:07.824
95	16.279	2:19.159	**95**	29.610	2:10.931	**95**	40.430	2:08.643	**95**	51.060	2:08.286	**95**	1:01.962	2:08.669
36	18.219	2:21.099	**36**	32.999	2:12.380	**36**	46.948	2:11.772	**36**	1:02.143	2:12.851	**36**	1:18.290	2:13.914
195	20.814	2:23.694	**195**	40.598	2:17.384	**195**	1:01.578	2:18.803	**195**	1:24.178	2:20.256	**195**	1:45.250	2:18.839

Snetterton
Circuit Length = 2.9689 miles
Start: 14:17 Flag 14:27 End: 14:29

Weather / Track : Cloudy / Dry

Results can be found at www.tsl-timing.com

Printed - 14:31 Saturday, 28 May 2016

BMCRC - MRO Championships 2016 - Rnd 4 @ Snetterton 300

Team Respro MRO 600 inc Clubman 600

RACE 7 - SECTOR ANALYSIS

SECTOR 1 = FL to I1, SECTOR 2 = I1 to FL, DIFF = Difference To Personal Best Lap

P1 8 Grant NEWSTEAD Yamaha - Tinklers Motorcycles

IDEAL LAP TIME : 1:56.108 BEST LAP TIME : 1:56.758 DIFFERENCE : 0.650

LAP	SECTOR 1	SECTOR 2	LAP TIME	MPH	DIFF	TIME OF DAY
1 -		39.244	2:04.692	85.71	7.934	14:19:35.540
2 -	1:18.601	39.010	1:57.611	90.87	0.853	14:21:33.151
3 -	***1:17.696***	39.062	***1:56.758*** **(1)**	***91.54***		***14:23:29.909***
4 -	1:18.064	39.135	1:57.199 **(2)**	91.19	0.441	14:25:27.108
5 -	1:19.054	***38.412***	1:57.466 **(3)**	90.98	0.708	14:27:24.574

P2 127 David TINKLER Yamaha -

IDEAL LAP TIME : 1:56.858 BEST LAP TIME : 1:57.600 DIFFERENCE : 0.742

LAP	SECTOR 1	SECTOR 2	LAP TIME	MPH	DIFF	TIME OF DAY
1 -		39.208	2:02.880	86.97	5.280	14:19:33.728
2 -	***1:18.314***	39.286	***1:57.600*** **(1)**	***90.88***		***14:21:31.328***
3 -	1:18.722	39.101	1:57.823 **(3)**	90.71	0.223	14:23:29.151
4 -	1:18.473	39.183	1:57.656 **(2)**	90.84	0.056	14:25:26.807
5 -	1:19.314	***38.544***	1:57.858	90.68	0.258	14:27:24.665

P3 74 Joe MORPHETT Yamaha - Inta / The Bike Shop

IDEAL LAP TIME : 1:57.090 BEST LAP TIME : 1:57.507 DIFFERENCE : 0.417

LAP	SECTOR 1	SECTOR 2	LAP TIME	MPH	DIFF	TIME OF DAY
1 -		39.153	2:03.349	86.64	5.842	14:19:34.197
2 -	***1:18.416***	39.091	***1:57.507*** **(1)**	***90.95***		***14:21:31.704***
3 -	1:18.529	39.324	1:57.853 **(3)**	90.68	0.346	14:23:29.557
4 -	1:18.680	38.955	1:57.635 **(2)**	90.85	0.128	14:25:27.192
5 -	1:19.185	***38.674***	1:57.859	90.68	0.352	14:27:25.051

P4 187 Michael HALL Kawasaki -

IDEAL LAP TIME : 1:58.565 BEST LAP TIME : 1:58.861 DIFFERENCE : 0.296

LAP	SECTOR 1	SECTOR 2	LAP TIME	MPH	DIFF	TIME OF DAY
1 -		***39.612***	2:05.386	85.24	6.525	14:19:36.234
2 -	***1:18.953***	39.908	***1:58.861*** **(1)**	***89.92***		***14:21:35.095***
3 -	1:19.701	39.919	1:59.620 **(3)**	89.35	0.759	14:23:34.715
4 -	1:19.458	39.743	1:59.201 **(2)**	89.66	0.340	14:25:33.916
5 -	1:19.557	40.123	1:59.680	89.30	0.819	14:27:33.596

P5 49 C Ross McLURG Kawasaki - E.D.I Building / Steve Jordan Motorcycles

IDEAL LAP TIME : 1:58.728 BEST LAP TIME : 1:58.838 DIFFERENCE : 0.110

LAP	SECTOR 1	SECTOR 2	LAP TIME	MPH	DIFF	TIME OF DAY
1 -		40.262	2:07.254	83.98	8.416	14:19:38.102
2 -	1:20.705	39.791	2:00.496	88.70	1.658	14:21:38.598
3 -	1:19.586	39.723	1:59.309 **(3)**	89.58	0.471	14:23:37.907
4 -	***1:19.192***	39.646	***1:58.838*** **(1)**	***89.93***		***14:25:36.745***
5 -	1:19.426	***39.536***	1:58.962 **(2)**	89.84	0.124	14:27:35.707

P6 14 Chris BURRAGE Yamaha - Seton tuning

IDEAL LAP TIME : 1:59.048 BEST LAP TIME : 1:59.239 DIFFERENCE : 0.191

LAP	SECTOR 1	SECTOR 2	LAP TIME	MPH	DIFF	TIME OF DAY
1 -		40.185	2:08.397	83.24	9.158	14:19:39.245
2 -	1:20.303	40.546	2:00.849	88.44	1.610	14:21:40.094
3 -	1:20.105	***39.501***	1:59.606 **(2)**	89.36	0.367	14:23:39.700
4 -	1:19.905	39.996	1:59.901 **(3)**	89.14	0.662	14:25:39.601
5 -	***1:19.547***	39.692	***1:59.239*** **(1)**	***89.63***		***14:27:38.840***

P7 6 C Dominic PETTIT Yamaha - Camclad Contractors

IDEAL LAP TIME : 1:58.506 BEST LAP TIME : 1:59.112 DIFFERENCE : 0.606

LAP	SECTOR 1	SECTOR 2	LAP TIME	MPH	DIFF	TIME OF DAY

Weather / Track : Cloudy / Dry

Snetterton
Circuit Length = 2.9689 miles
Start: 14:17 Flag 14:27 End: 14:29

BMCRC - MRO Championships 2016 - Rnd 4 @ Snetterton 300

Team Respro MRO 600 inc Clubman 600

RACE 7 - SECTOR ANALYSIS

SECTOR 1 = FL to I1, SECTOR 2 = I1 to FL, DIFF = Difference To Personal Best Lap

1 -		40.511	2:07.173		84.04	8.061	14:19:38.021
2 -	1:21.820	40.690	2:02.510		87.24	3.398	14:21:40.531
3 -	1:20.644	39.569	2:00.213	(3)	88.90	1.101	14:23:40.744
4 -	1:20.097	***39.015***	***1:59.112***	**(1)**	***89.73***		***14:25:39.856***
5 -	***1:19.491***	39.797	1:59.288	**(2)**	89.59	0.176	14:27:39.144

P8 52 C Ben COTGROVE Triumph - NR Racing

IDEAL LAP TIME : 1:58.581 BEST LAP TIME : 1:58.581 DIFFERENCE : 0.000

LAP	SECTOR 1	SECTOR 2	LAP TIME		MPH	DIFF	TIME OF DAY
1 -		40.361	2:07.281		83.97	8.700	14:19:38.129
2 -	1:21.407	40.451	2:01.858		87.70	3.277	14:21:39.987
3 -	1:20.329	39.890	2:00.219	**(2)**	88.90	1.638	14:23:40.206
4 -	1:20.773	40.069	2:00.842	**(3)**	88.44	2.261	14:25:41.048
5 -	***1:18.938***	***39.643***	***1:58.581***	**(1)**	***90.13***		***14:27:39.629***

P9 32 C Mark PIPER Yamaha - please sponsor me

IDEAL LAP TIME : 1:59.900 BEST LAP TIME : 1:59.902 DIFFERENCE : 0.002

LAP	SECTOR 1	SECTOR 2	LAP TIME		MPH	DIFF	TIME OF DAY
1 -		40.244	2:07.495		83.83	7.593	14:19:38.343
2 -	1:22.025	40.400	2:02.425		87.30	2.523	14:21:40.768
3 -	***1:19.930***	39.972	***1:59.902***	**(1)**	***89.14***		***14:23:40.670***
4 -	1:20.227	***39.970***	2:00.197	**(2)**	88.92	0.295	14:25:40.867
5 -	1:19.990	40.566	2:00.556	**(3)**	88.65	0.654	14:27:41.423

P10 69 Phil SETON Yamaha - Seton Tuning

IDEAL LAP TIME : 2:00.895 BEST LAP TIME : 2:00.895 DIFFERENCE : 0.000

LAP	SECTOR 1	SECTOR 2	LAP TIME		MPH	DIFF	TIME OF DAY
1 -		40.867	2:09.586		82.47	8.691	14:19:40.434
2 -	1:21.079	40.364	2:01.443	**(3)**	88.00	0.548	14:21:41.877
3 -	1:20.947	40.406	2:01.353	**(2)**	88.07	0.458	14:23:43.230
4 -	1:21.116	40.462	2:01.578		87.91	0.683	14:25:44.808
5 -	***1:20.707***	***40.188***	***2:00.895***	**(1)**	***88.40***		***14:27:45.703***

P11 777 C Mason WILLIAMS Yamaha - Steve Jordan Motorcycles

IDEAL LAP TIME : 2:00.533 BEST LAP TIME : 2:00.533 DIFFERENCE : 0.000

LAP	SECTOR 1	SECTOR 2	LAP TIME		MPH	DIFF	TIME OF DAY
1 -		40.646	2:09.662		82.42	9.129	14:19:40.510
2 -	1:21.789	40.565	2:02.354		87.35	1.821	14:21:42.864
3 -	***1:20.454***	***40.079***	***2:00.533***	**(1)**	***88.67***		***14:23:43.397***
4 -	1:21.118	40.385	2:01.503	**(3)**	87.96	0.970	14:25:44.900
5 -	1:20.564	40.674	2:01.238	**(2)**	88.15	0.705	14:27:46.138

P12 44 C Hayden PLATTON Kawasaki - NR Racing

IDEAL LAP TIME : 2:00.901 BEST LAP TIME : 2:00.901 DIFFERENCE : 0.000

LAP	SECTOR 1	SECTOR 2	LAP TIME		MPH	DIFF	TIME OF DAY
1 -		40.654	2:09.719		82.39	8.818	14:19:40.567
2 -	1:21.181	40.613	2:01.794		87.75	0.893	14:21:42.361
3 -	***1:20.644***	***40.257***	***2:00.901***	**(1)**	***88.40***		***14:23:43.262***
4 -	1:20.951	40.643	2:01.594	**(3)**	87.89	0.693	14:25:44.856
5 -	1:21.027	40.364	2:01.391	**(2)**	88.04	0.490	14:27:46.247

P13 11 C Josh HARVEY Yamaha - NR Racing

IDEAL LAP TIME : 2:00.684 BEST LAP TIME : 2:00.684 DIFFERENCE : 0.000

LAP	SECTOR 1	SECTOR 2	LAP TIME		MPH	DIFF	TIME OF DAY
1 -		40.858	2:10.315		82.01	9.631	14:19:41.163
2 -	1:21.163	40.840	2:02.003		87.60	1.319	14:21:43.166
3 -	***1:20.324***	***40.360***	***2:00.684***	**(1)**	***88.56***		***14:23:43.850***
4 -	1:20.993	40.467	2:01.460	**(3)**	87.99	0.776	14:25:45.310

Weather / Track : Cloudy / Dry

Snetterton
Circuit Length = 2.9689 miles
Start: 14:17 Flag 14:27 End: 14:29

BMCRC - MRO Championships 2016 - Rnd 4 @ Snetterton 300

Team Respro MRO 600 inc Clubman 600

RACE 7 - SECTOR ANALYSIS

SECTOR 1 = FL to I1, SECTOR 2 = I1 to FL, DIFF = Difference To Personal Best Lap

5 -	1:20.767	40.440	2:01.207	(2)	88.18	0.523	14:27:46.517

P14 111 Dan RUTH Yamaha - Richard Ruth

IDEAL LAP TIME : 2:01.161 BEST LAP TIME : 2:01.305 DIFFERENCE : 0.144

LAP	SECTOR 1	SECTOR 2	LAP TIME		MPH	DIFF	TIME OF DAY
1 -		41.005	2:09.201		82.72	7.896	14:19:40.049
2 -	1:22.001	40.715	2:02.716		87.09	1.411	14:21:42.765
3 -	1:21.023	40.694	2:01.717	(3)	87.81	0.412	14:23:44.482
4 -	1:21.123	***40.243***	2:01.366	(2)	88.06	0.061	14:25:45.848
5 -	***1:20.918***	40.387	***2:01.305***	**(1)**	***88.10***		***14:27:47.153***

P15 184 David TWYFORD Yamaha -

IDEAL LAP TIME : 1:59.994 BEST LAP TIME : 2:00.314 DIFFERENCE : 0.320

LAP	SECTOR 1	SECTOR 2	LAP TIME		MPH	DIFF	TIME OF DAY
1 -		41.198	2:11.589		81.22	11.275	14:19:42.437
2 -	1:22.052	41.005	2:03.057		86.85	2.743	14:21:45.494
3 -	1:21.324	40.222	2:01.546	(3)	87.93	1.232	14:23:47.040
4 -	***1:20.159***	40.273	2:00.432	(2)	88.74	0.118	14:25:47.472
5 -	1:20.479	***39.835***	***2:00.314***	**(1)**	***88.83***		***14:27:47.786***

P16 76 Jason BYARD Suzuki - May Construction

IDEAL LAP TIME : 2:00.637 BEST LAP TIME : 2:00.706 DIFFERENCE : 0.069

LAP	SECTOR 1	SECTOR 2	LAP TIME		MPH	DIFF	TIME OF DAY
1 -		40.815	2:13.473		80.07	12.767	14:19:44.321
2 -	1:22.294	40.413	2:02.707		87.10	2.001	14:21:47.028
3 -	1:21.032	40.451	2:01.483	(3)	87.98	0.777	14:23:48.511
4 -	1:20.857	***40.024***	2:00.881	(2)	88.41	0.175	14:25:49.392
5 -	***1:20.613***	40.093	***2:00.706***	**(1)**	***88.54***		***14:27:50.098***

P17 68 C Thomas EUSTACE Yamaha - More moto/sublime designs

IDEAL LAP TIME : 2:01.437 BEST LAP TIME : 2:01.695 DIFFERENCE : 0.258

LAP	SECTOR 1	SECTOR 2	LAP TIME		MPH	DIFF	TIME OF DAY
1 -		41.250	2:12.102		80.90	10.407	14:19:42.950
2 -	1:21.826	40.976	2:02.802		87.03	1.107	14:21:45.752
3 -	1:21.938	***40.210***	2:02.148	(3)	87.50	0.453	14:23:47.900
4 -	1:21.593	40.542	2:02.135	(2)	87.51	0.440	14:25:50.035
5 -	***1:21.227***	40.468	***2:01.695***	**(1)**	***87.82***		***14:27:51.730***

P18 86 C David SHOUBRIDGE Kawasaki - ASAP (allsignsallprint)

IDEAL LAP TIME : 2:01.863 BEST LAP TIME : 2:02.175 DIFFERENCE : 0.312

LAP	SECTOR 1	SECTOR 2	LAP TIME		MPH	DIFF	TIME OF DAY
1 -		41.155	2:12.825		80.46	10.650	14:19:43.673
2 -	1:21.774	40.639	2:02.413	(2)	87.31	0.238	14:21:46.086
3 -	1:22.047	40.994	2:03.041		86.86	0.866	14:23:49.127
4 -	1:22.332	***40.437***	2:02.769	(3)	87.05	0.594	14:25:51.896
5 -	***1:21.426***	40.749	***2:02.175***	**(1)**	***87.48***		***14:27:54.071***

P19 30 C Richard GOODE Yamaha - Wps ltd / Geoff hand automotive engineering

IDEAL LAP TIME : 2:02.420 BEST LAP TIME : 2:02.420 DIFFERENCE : 0.000

LAP	SECTOR 1	SECTOR 2	LAP TIME		MPH	DIFF	TIME OF DAY
1 -		41.319	2:11.150		81.49	8.730	14:19:41.998
2 -	1:21.956	41.673	2:03.629		86.45	1.209	14:21:45.627
3 -	1:22.227	41.078	2:03.305	(3)	86.68	0.885	14:23:48.932
4 -	***1:21.544***	***40.876***	***2:02.420***	**(1)**	***87.30***		***14:25:51.352***
5 -	1:21.580	41.186	2:02.766	(2)	87.06	0.346	14:27:54.118

Weather / Track : Cloudy / Dry

Snetterton
Circuit Length = 2.9689 miles
Start: 14:17 Flag 14:27 End: 14:29

BMCRC - MRO Championships 2016 - Rnd 4 @ Snetterton 300

Team Respro MRO 600 inc Clubman 600

RACE 7 - SECTOR ANALYSIS

SECTOR 1 = FL to I1, SECTOR 2 = I1 to FL, DIFF = Difference To Personal Best Lap

P20 40 David SHELVEY Suzuki -

IDEAL LAP TIME : 2:02.129 BEST LAP TIME : 2:02.129 DIFFERENCE : 0.000

LAP	SECTOR 1	SECTOR 2	LAP TIME	MPH	DIFF	TIME OF DAY
1 -		41.123	2:12.551	80.63	10.422	14:19:43.399
2 -	1:22.742	41.155	2:03.897	86.26	1.768	14:21:47.296
3 -	1:21.960	40.946	2:02.906 (3)	86.96	0.777	14:23:50.202
4 -	1:21.796	40.558	2:02.354 (2)	87.35	0.225	14:25:52.556
5 -	***1:21.576***	***40.553***	***2:02.129 (1)***	***87.51***		***14:27:54.685***

P21 55 C Paul GARNER Yamaha - Area Fifty-One Racing

IDEAL LAP TIME : 2:02.918 BEST LAP TIME : 2:02.918 DIFFERENCE : 0.000

LAP	SECTOR 1	SECTOR 2	LAP TIME	MPH	DIFF	TIME OF DAY
1 -		41.555	2:13.034	80.34	10.116	14:19:43.882
2 -	1:22.741	41.208	2:03.949	86.22	1.031	14:21:47.831
3 -	***1:21.886***	***41.032***	***2:02.918 (1)***	***86.95***		***14:23:50.749***
4 -	1:21.968	41.304	2:03.272 (2)	86.70	0.354	14:25:54.021
5 -	1:22.214	41.089	2:03.303 (3)	86.68	0.385	14:27:57.324

P22 56 C Michael MILLS Yamaha - A51R

IDEAL LAP TIME : 2:03.524 BEST LAP TIME : 2:03.761 DIFFERENCE : 0.237

LAP	SECTOR 1	SECTOR 2	LAP TIME	MPH	DIFF	TIME OF DAY
1 -		41.746	2:13.718	79.92	9.957	14:19:44.566
2 -	1:22.618	41.563	2:04.181	86.06	0.420	14:21:48.747
3 -	***1:22.417***	41.344	***2:03.761 (1)***	***86.36***		***14:23:52.508***
4 -	1:22.614	41.398	2:04.012 (3)	86.18	0.251	14:25:56.520
5 -	1:22.770	***41.107***	2:03.877 (2)	86.27	0.116	14:28:00.397

P23 48 C Jay MATTHEWS Yamaha -

IDEAL LAP TIME : 2:03.414 BEST LAP TIME : 2:03.414 DIFFERENCE : 0.000

LAP	SECTOR 1	SECTOR 2	LAP TIME	MPH	DIFF	TIME OF DAY
1 -		41.295	2:14.109	79.69	10.695	14:19:44.957
2 -	1:22.424	41.851	2:04.275 (3)	86.00	0.861	14:21:49.232
3 -	***1:22.181***	***41.233***	***2:03.414 (1)***	***86.60***		***14:23:52.646***
4 -	1:22.744	41.378	2:04.122 (2)	86.10	0.708	14:25:56.768
5 -	1:22.739	41.558	2:04.297	85.98	0.883	14:28:01.065

P24 22 C Darren DOWDS Yamaha - sublime designs racing

IDEAL LAP TIME : 2:03.063 BEST LAP TIME : 2:03.593 DIFFERENCE : 0.530

LAP	SECTOR 1	SECTOR 2	LAP TIME	MPH	DIFF	TIME OF DAY
1 -		41.751	2:15.315	78.98	11.722	14:19:46.163
2 -	1:23.247	41.717	2:04.964 (3)	85.52	1.371	14:21:51.127
3 -	1:22.594	***40.999***	***2:03.593 (1)***	***86.47***		***14:23:54.720***
4 -	1:22.657	41.300	2:03.957 (2)	86.22	0.364	14:25:58.677
5 -	***1:22.064***	45.275	2:07.339	83.93	3.746	14:28:06.016

P25 81 C Liam DUFFETT Honda -

IDEAL LAP TIME : 2:05.262 BEST LAP TIME : 2:05.875 DIFFERENCE : 0.613

LAP	SECTOR 1	SECTOR 2	LAP TIME	MPH	DIFF	TIME OF DAY
1 -		***41.930***	2:15.833	78.68	9.958	14:19:46.681
2 -	1:23.951	42.360	2:06.311 (3)	84.61	0.436	14:21:52.992
3 -	1:23.834	42.284	2:06.118 (2)	84.74	0.243	14:23:59.110
4 -	1:24.290	42.210	2:06.500	84.49	0.625	14:26:05.610
5 -	***1:23.332***	42.543	***2:05.875 (1)***	***84.91***		***14:28:11.485***

P26 77 C Jason HOLLAND Triumph - JH autos imperial car hire

IDEAL LAP TIME : 2:05.143 BEST LAP TIME : 2:05.429 DIFFERENCE : 0.286

LAP	SECTOR 1	SECTOR 2	LAP TIME	MPH	DIFF	TIME OF DAY

Weather / Track : Cloudy / Dry

Snetterton
Circuit Length = 2.9689 miles
Start: 14:17 Flag 14:27 End: 14:29

BMCRC - MRO Championships 2016 - Rnd 4 @ Snetterton 300

Team Respro MRO 600 inc Clubman 600

RACE 7 - SECTOR ANALYSIS

SECTOR 1 = FL to I1, SECTOR 2 = I1 to FL, DIFF = Difference To Personal Best Lap

1 -		41.910	2:16.083		78.54	10.654	14:19:46.931
2 -	1:24.244	42.075	2:06.319	(3)	84.61	0.890	14:21:53.250
3 -	1:24.717	42.007	2:06.724		84.34	1.295	14:23:59.974
4 -	1:24.352	***41.745***	2:06.097	(2)	84.76	0.668	14:26:06.071
5 -	***1:23.398***	42.031	***2:05.429***	(1)	***85.21***		***14:28:11.500***

P27 7 C Mitch DUCRAN Yamaha -

IDEAL LAP TIME : 2:07.467 BEST LAP TIME : 2:07.824 DIFFERENCE : 0.357

LAP	SECTOR 1	SECTOR 2	LAP TIME		MPH	DIFF	TIME OF DAY
1 -		***42.517***	2:17.692		77.62	9.868	14:19:48.540
2 -	1:26.195	43.742	2:09.937		82.25	2.113	14:21:58.477
3 -	1:26.505	43.118	2:09.623	(3)	82.45	1.799	14:24:08.100
4 -	1:25.744	42.985	2:08.729	(2)	83.02	0.905	14:26:16.829
5 -	***1:24.950***	42.874	***2:07.824***	(1)	***83.61***		***14:28:24.653***

P28 95 Simon MEADOWS Triumph - myself

IDEAL LAP TIME : 2:07.893 BEST LAP TIME : 2:08.286 DIFFERENCE : 0.393

LAP	SECTOR 1	SECTOR 2	LAP TIME		MPH	DIFF	TIME OF DAY
1 -		43.132	2:19.159		76.80	10.873	14:19:50.007
2 -	1:26.771	44.160	2:10.931		81.63	2.645	14:22:00.938
3 -	***1:25.193***	43.450	2:08.643	(2)	83.08	0.357	14:24:09.581
4 -	1:25.275	43.011	***2:08.286***	(1)	***83.31***		***14:26:17.867***
5 -	1:25.969	***42.700***	2:08.669	(3)	83.06	0.383	14:28:26.536

P29 36 C Duncan GROVE Yamaha -

IDEAL LAP TIME : 2:11.277 BEST LAP TIME : 2:11.772 DIFFERENCE : 0.495

LAP	SECTOR 1	SECTOR 2	LAP TIME		MPH	DIFF	TIME OF DAY
1 -		***43.893***	2:21.099		75.74	9.327	14:19:51.947
2 -	1:28.030	44.350	2:12.380	(2)	80.73	0.608	14:22:04.327
3 -	***1:27.384***	44.388	***2:11.772***	(1)	***81.11***		***14:24:16.099***
4 -	1:28.215	44.636	2:12.851	(3)	80.45	1.079	14:26:28.950
5 -	1:28.829	45.085	2:13.914		79.81	2.142	14:28:42.864

P30 195 C Karl SMITH Yamaha - The Flooring Centre Romford

IDEAL LAP TIME : 2:16.313 BEST LAP TIME : 2:17.384 DIFFERENCE : 1.071

LAP	SECTOR 1	SECTOR 2	LAP TIME		MPH	DIFF	TIME OF DAY
1 -		***45.370***	2:23.694		74.38	6.310	14:19:54.542
2 -	***1:30.943***	46.441	***2:17.384***	(1)	***77.79***		***14:22:11.926***
3 -	1:31.188	47.615	2:18.803	(2)	77.00	1.419	14:24:30.729
4 -	1:32.465	47.791	2:20.256		76.20	2.872	14:26:50.985
5 -	1:31.907	46.932	2:18.839	(3)	76.98	1.455	14:29:09.824

Weather / Track : Cloudy / Dry

Snetterton
Circuit Length = 2.9689 miles
Start: 14:17 Flag 14:27 End: 14:29

BMCRC - MRO Championships 2016 - Rnd 4 @ Snetterton 300

Team Respro MRO 600 inc Clubman 600

RACE 7 - BEST SECTORS

SECTOR 1				SECTOR 2			IDEAL / BEST COMPARISON					
POS	NO	NAME	TIME	NO	NAME	TIME	POS	NO	NAME	IDEAL	BEST	DIFF
									PERFECT LAP	1:56.108		
1	8	NEWSTEAD	**1:17.696**	8	NEWSTEAD	**38.412**	1	8	NEWSTEAD	1:56.108	1:56.758	0.650
2	127	TINKLER	**1:18.314**	127	TINKLER	**38.544**	2	127	TINKLER	1:56.858	1:57.600	0.742
3	74	MORPHETT	**1:18.416**	74	MORPHETT	**38.674**	3	74	MORPHETT	1:57.090	1:57.507	0.417
4	52	COTGROVE	**1:18.938**	6	PETTIT	**39.015**	4	6	PETTIT	1:58.506	1:59.112	0.606
5	187	HALL	**1:18.953**	14	BURRAGE	**39.501**	5	187	HALL	1:58.565	1:58.861	0.296
6	49	McLURG	**1:19.192**	49	McLURG	**39.536**	6	52	COTGROVE	1:58.581	1:58.581	0.000
7	6	PETTIT	**1:19.491**	187	HALL	**39.612**	7	49	McLURG	1:58.728	1:58.838	0.110
8	14	BURRAGE	**1:19.547**	52	COTGROVE	**39.643**	8	14	BURRAGE	1:59.048	1:59.239	0.191
9	32	PIPER	**1:19.930**	184	TWYFORD	**39.835**	9	32	PIPER	1:59.900	1:59.902	0.002
10	184	TWYFORD	**1:20.159**	32	PIPER	**39.970**	10	184	TWYFORD	1:59.994	2:00.314	0.320
11	11	HARVEY	**1:20.324**	76	BYARD	**40.024**	11	777	WILLIAMS	2:00.533	2:00.533	0.000
12	777	WILLIAMS	**1:20.454**	777	WILLIAMS	**40.079**	12	76	BYARD	2:00.637	2:00.706	0.069
13	76	BYARD	**1:20.613**	69	SETON	**40.188**	13	11	HARVEY	2:00.684	2:00.684	0.000
14	44	PLATTON	**1:20.644**	68	EUSTACE	**40.210**	14	69	SETON	2:00.895	2:00.895	0.000
15	69	SETON	**1:20.707**	111	RUTH	**40.243**	15	44	PLATTON	2:00.901	2:00.901	0.000
16	111	RUTH	**1:20.918**	44	PLATTON	**40.257**	16	111	RUTH	2:01.161	2:01.305	0.144
17	68	EUSTACE	**1:21.227**	11	HARVEY	**40.360**	17	68	EUSTACE	2:01.437	2:01.695	0.258
18	86	SHOUBRIDGE	**1:21.426**	86	SHOUBRIDGE	**40.437**	18	86	SHOUBRIDGE	2:01.863	2:02.175	0.312
19	30	GOODE	**1:21.544**	40	SHELVEY	**40.553**	19	40	SHELVEY	2:02.129	2:02.129	0.000
20	40	SHELVEY	**1:21.576**	30	GOODE	**40.876**	20	30	GOODE	2:02.420	2:02.420	0.000
21	55	GARNER	**1:21.886**	22	DOWDS	**40.999**	21	55	GARNER	2:02.918	2:02.918	0.000
22	22	DOWDS	**1:22.064**	55	GARNER	**41.032**	22	22	DOWDS	2:03.063	2:03.593	0.530
23	48	MATTHEWS	**1:22.181**	56	MILLS	**41.107**	23	48	MATTHEWS	2:03.414	2:03.414	0.000
24	56	MILLS	**1:22.417**	48	MATTHEWS	**41.233**	24	56	MILLS	2:03.524	2:03.761	0.237
25	81	DUFFETT	**1:23.332**	77	HOLLAND	**41.745**	25	77	HOLLAND	2:05.143	2:05.429	0.286
26	77	HOLLAND	**1:23.398**	81	DUFFETT	**41.930**	26	81	DUFFETT	2:05.262	2:05.875	0.613
27	7	DUCRAN	**1:24.950**	7	DUCRAN	**42.517**	27	7	DUCRAN	2:07.467	2:07.824	0.357
28	95	MEADOWS	**1:25.193**	95	MEADOWS	**42.700**	28	95	MEADOWS	2:07.893	2:08.286	0.393
29	36	GROVE	**1:27.384**	36	GROVE	**43.893**	29	36	GROVE	2:11.277	2:11.772	0.495
30	195	SMITH	**1:30.943**	195	SMITH	**45.370**	30	195	SMITH	2:16.313	2:17.384	1.071

Weather / Track : Cloudy / Dry

Snetterton
Circuit Length = 2.9689 miles
Start: 14:17 Flag 14:27 End: 14:29

Results can be found at www.tsl-timing.com

Printed - 14:31 Saturday, 28 May 2016

BMCRC - MRO Championships 2016 - Rnd 4 @ Snetterton 300

Team Respro MRO 600 inc Clubman 600

RACE 17 - CLASSIFICATION

POS	NO	CL	PIC	NAME	ENTRY	LAPS	TIME	GAP	DIFF	MPH	BEST	ON
1	**8**		1	Grant NEWSTEAD	Yamaha - Tinklers Motorcycles	**5**	9:52.710			90.16	**1:56.479**	5
2	**127**		2	David TINKLER	Yamaha -	**5**	9:54.151	**1.441**	1.441	89.94	**1:57.239**	5
3	**187**		3	Michael HALL	Kawasaki -	**5**	10:01.024	**8.314**	6.873	88.91	**1:57.978**	2
4	**14**		4	Chris BURRAGE	Yamaha - Seton tuning	**5**	10:05.710	**13.000**	4.686	88.22	**1:59.118**	5
5	**49**	C	1	Ross McLURG	Kawasaki - E.D.I Building / Steve Jordan Motorcycle	**5**	10:06.132	**13.422**	0.422	88.16	**1:58.946**	5
6	**6**	C	2	Dominic PETTIT	Yamaha - Camclad Contractors	**5**	10:06.237	**13.527**	0.105	88.15	**1:58.896**	5
7	**52**	C	3	Ben COTGROVE	Triumph - NR Racing	**5**	10:06.749	**14.039**	0.512	88.07	**1:59.043**	5
8	**32**	C	4	Mark PIPER	Yamaha - please sponsor me	**5**	10:12.054	**19.344**	5.305	87.31	**2:00.147**	3
9	**74**		5	Joe MORPHETT	Yamaha - Inta / The Bike Shop	**5**	10:12.484	**19.774**	0.430	87.25	**1:57.846**	3
10	**44**	C	5	Hayden PLATTON	Kawasaki - NR Racing	**5**	10:13.161	**20.451**	0.677	87.15	**2:00.561**	4
11	**111**		6	Dan RUTH	Yamaha - Richard Ruth	**5**	10:13.432	**20.722**	0.271	87.11	**2:00.465**	4
12	**11**	C	6	Josh HARVEY	Yamaha - NR Racing	**5**	10:13.684	**20.974**	0.252	87.08	**2:00.950**	3
13	**184**		7	David TWYFORD	Yamaha -	**5**	10:15.984	**23.274**	2.300	86.75	**2:00.860**	3
14	**777**	C	7	Mason WILLIAMS	Yamaha - Steve Jordan Motorcycles	**5**	10:16.174	**23.464**	0.190	86.72	**2:00.261**	5
15	**69**		8	Phil SETON	Yamaha - Seton Tuning	**5**	10:17.203	**24.493**	1.029	86.58	**2:01.011**	4
16	**68**	C	8	Thomas EUSTACE	Yamaha - More moto/sublime designs	**5**	10:18.169	**25.459**	0.966	86.44	**2:00.503**	4
17	**86**	C	9	David SHOUBRIDGE	Kawasaki - ASAP (allsignsallprint)	**5**	10:20.319	**27.609**	2.150	86.14	**2:00.611**	5
18	**30**	C	10	Richard GOODE	Yamaha - Wps ltd / Geoff hand automotive engineer	**5**	10:24.258	**31.548**	3.939	85.60	**2:02.847**	5
19	**40**		9	David SHELVEY	Suzuki -	**5**	10:28.234	**35.524**	3.976	85.06	**2:03.083**	5
20	**56**	C	11	Michael MILLS	Yamaha - A51R	**5**	10:28.398	**35.688**	0.164	85.04	**2:03.362**	5
21	**55**	C	12	Paul GARNER	Yamaha - Area Fifty-One Racing	**5**	10:28.595	**35.885**	0.197	85.01	**2:03.271**	5
22	**76**		10	Jason BYARD	Suzuki - May Construction	**5**	10:32.213	**39.503**	3.618	84.52	**2:04.016**	3
23	**149**	C	13	Callum HAMMETT	Yamaha -	**5**	10:32.284	**39.574**	0.071	84.51	**2:03.811**	3
24	**81**	C	14	Liam DUFFETT	Honda -	**5**	10:38.377	**45.667**	6.093	83.71	**2:04.981**	5
25	**22**	C	15	Darren DOWDS	Yamaha - sublime designs racing	**5**	10:38.554	**45.844**	0.177	83.68	**2:04.630**	5
26	**77**	C	16	Jason HOLLAND	Triumph - JH autos imperial car hire	**5**	10:38.736	**46.026**	0.182	83.66	**2:05.008**	2
27	**48**	C	17	Jay MATTHEWS	Yamaha -	**5**	10:44.858	**52.148**	6.122	82.87	**2:04.971**	4
28	**7**	C	18	Mitch DUCRAN	Yamaha -	**5**	10:52.168	**59.458**	7.310	81.94	**2:07.710**	4
29	**95**		11	Simon MEADOWS	Triumph - myself	**5**	10:56.546	**1:03.836**	4.378	81.39	**2:08.235**	5
30	**36**	C	19	Duncan GROVE	Yamaha -	**5**	11:13.237	**1:20.527**	16.691	79.37	**2:10.635**	3
31	**195**	C	20	Karl SMITH	Yamaha - The Flooring Centre Romford	**5**	11:13.763	**1:21.053**	0.526	79.31	**2:10.626**	5

FASTEST LAP

8		Grant NEWSTEAD	Yamaha - Tinklers Motorcycles	**5**	1:56.479	91.75 mph	147.67 kph
6	C	Dominic PETTIT	Yamaha - Camclad Contractors	**5**	1:58.896	89.89 mph	144.67 kph

Class - 90% of Race Speed = 81.14 mph
Class C - 90% of Race Speed = 79.34 mph

Snetterton
Circuit Length = 2.9689 miles
Start: 17:29 Flag 17:39 End: 17:41

Weather / Track : Cloudy / Dry
These results are provisional until the conclusion of any judicial and technical matters.

Clerk Of Course :		Timekeeper :

Results can be found at www.tsl-timing.com

Printed - 17:41 Saturday, 28 May 2016

BMCRC - MRO Championships 2016 - Rnd 4 @ Snetterton 300

Team Respro MRO 600 inc Clubman 600

RACE 17 - LAP CHART

LAP 1		@ 17:31:58.761	LAP 2		@ 17:33:56.844	LAP 3		@ 17:35:54.504	LAP 4		@ 17:37:51.708	LAP 5		@ 17:39:48.187
NO	BEHIND	LAP TIME	NO	BEHIND	LAP TIME	NO	BEHIND	LAP TIME	NO	BEHIND	LAP TIME	NO	BEHIND	LAP TIME
74		2:03.284	**74**		1:58.083	**8**		1:57.449	**8**		1:57.204	**8**		1:56.479
8	0.839	2:04.123	**8**	0.211	1:57.455	**74**	0.186	1:57.846	**127**	0.681	1:57.398	**127**	1.441	1:57.239
127	0.979	2:04.263	**127**	0.871	1:57.975	**127**	0.487	1:57.276	**74**	0.907	1:57.925	**187**	8.314	2:00.377
187	1.004	2:04.288	**187**	0.899	1:57.978	**187**	1.985	1:58.746	**187**	4.416	1:59.635	**14**	13.000	1:59.118
14	3.147	2:06.431	**49**	5.737	2:00.489	**14**	8.204	2:00.006	**14**	10.361	1:59.361	**49**	13.422	1:58.946
49	3.331	2:06.615	**14**	5.858	2:00.794	**49**	8.233	2:00.156	**49**	10.955	1:59.926	**6**	13.527	1:58.896
52	3.980	2:07.264	**6**	6.151	1:59.938	**6**	8.419	1:59.928	**6**	11.110	1:59.895	**52**	14.039	1:59.043
6	4.296	2:07.580	**52**	6.664	2:00.767	**52**	9.183	2:00.179	**52**	11.475	1:59.496	**32**	19.344	2:01.231
11	4.355	2:07.639	**11**	8.198	2:01.926	**32**	10.832	2:00.147	**32**	14.592	2:00.964	**74**	19.774	2:15.346
32	4.759	2:08.043	**32**	8.345	2:01.669	**11**	11.488	2:00.950	**11**	15.558	2:01.274	**44**	20.451	2:00.969
44	5.396	2:08.680	**44**	8.810	2:01.497	**44**	12.604	2:01.454	**44**	15.961	2:00.561	**111**	20.722	2:00.988
111	6.445	2:09.729	**111**	8.942	2:00.580	**111**	12.952	2:01.670	**111**	16.213	2:00.465	**11**	20.974	2:01.895
69	6.604	2:09.888	**184**	10.916	2:01.051	**184**	14.116	2:00.860	**184**	17.967	2:01.055	**184**	23.274	2:01.786
30	7.929	2:11.213	**69**	11.741	2:03.220	**69**	15.836	2:01.755	**69**	19.643	2:01.011	**777**	23.464	2:00.261
184	7.948	2:11.232	**777**	12.160	2:02.016	**777**	15.883	2:01.383	**777**	19.682	2:01.003	**69**	24.493	2:01.329
68	8.015	2:11.299	**68**	13.552	2:03.620	**68**	17.434	2:01.542	**68**	20.733	2:00.503	**68**	25.459	2:01.205
777	8.227	2:11.511	**30**	14.000	2:04.154	**30**	19.504	2:03.164	**86**	23.477	2:01.081	**86**	27.609	2:00.611
86	9.030	2:12.314	**86**	14.175	2:03.228	**86**	19.600	2:03.085	**30**	25.180	2:02.880	**30**	31.548	2:02.847
40	9.515	2:12.799	**40**	15.829	2:04.397	**40**	21.795	2:03.626	**56**	28.805	2:04.179	**40**	35.524	2:03.083
76	9.774	2:13.058	**76**	16.062	2:04.371	**56**	21.830	2:03.387	**40**	28.920	2:04.329	**56**	35.688	2:03.362
48	9.950	2:13.234	**56**	16.103	2:03.680	**76**	22.418	2:04.016	**55**	29.093	2:03.745	**55**	35.885	2:03.271
55	10.212	2:13.496	**55**	16.435	2:04.306	**55**	22.552	2:03.777	**76**	29.813	2:04.599	**76**	39.503	2:06.169
56	10.506	2:13.790	**77**	18.054	2:05.008	**149**	24.776	2:03.811	**149**	31.613	2:04.041	**149**	39.574	2:04.440
77	11.129	2:14.413	**149**	18.625	2:03.827	**77**	26.471	2:06.077	**77**	36.450	2:07.183	**81**	45.667	2:04.981
81	11.672	2:14.956	**81**	20.492	2:06.903	**81**	29.170	2:06.338	**81**	37.165	2:05.199	**22**	45.844	2:04.630
149	12.881	2:16.165	**22**	21.333	2:06.196	**22**	30.020	2:06.347	**22**	37.693	2:04.877	**77**	46.026	2:06.055
22	13.220	2:16.504	**7**	25.408	2:09.260	**48**	35.338	2:06.243	**48**	43.105	2:04.971	**48**	52.148	2:05.522
7	14.231	2:17.515	**48**	26.755	2:14.888	**7**	36.732	2:08.984	**7**	47.238	2:07.710	**7**	59.458	2:08.699
95	15.629	2:18.913	**95**	28.041	2:10.495	**95**	40.130	2:09.749	**95**	52.080	2:09.154	**95**	1:03.836	2:08.235
195	18.276	2:21.560	**195**	32.878	2:12.685	**195**	50.200	2:14.982	**36**	1:06.344	2:12.177	**36**	1:20.527	2:10.662
36	24.807	2:28.091	**36**	38.396	2:11.672	**36**	51.371	2:10.635	**195**	1:06.906	2:13.910	**195**	1:21.053	2:10.626

Weather / Track : Cloudy / Dry

Snetterton
Circuit Length = 2.9689 miles
Start: 17:29 Flag 17:39 End: 17:41

Results can be found at www.tsl-timing.com

Printed - 17:42 Saturday, 28 May 2016

BMCRC - MRO Championships 2016 - Rnd 4 @ Snetterton 300

Team Respro MRO 600 inc Clubman 600

RACE 17 - SECTOR ANALYSIS

SECTOR 1 = FL to I1, SECTOR 2 = I1 to FL, DIFF = Difference To Personal Best Lap

P1 8 Grant NEWSTEAD Yamaha - Tinklers Motorcycles

IDEAL LAP TIME : 1:56.479 BEST LAP TIME : 1:56.479 DIFFERENCE : 0.000

LAP	SECTOR 1	SECTOR 2	LAP TIME	MPH	DIFF	TIME OF DAY
1 -		39.793	2:04.123	86.10	7.644	17:31:59.600
2 -	1:18.023	39.432	1:57.455	90.99	0.976	17:33:57.055
3 -	1:18.737	38.712	1:57.449 (3)	91.00	0.970	17:35:54.504
4 -	1:18.253	38.951	1:57.204 (2)	91.19	0.725	17:37:51.708
5 -	***1:17.825***	***38.654***	***1:56.479 (1)***	***91.75***		***17:39:48.187***

P2 127 David TINKLER Yamaha -

IDEAL LAP TIME : 1:57.030 BEST LAP TIME : 1:57.239 DIFFERENCE : 0.209

LAP	SECTOR 1	SECTOR 2	LAP TIME	MPH	DIFF	TIME OF DAY
1 -		39.622	2:04.263	86.01	7.024	17:31:59.740
2 -	1:18.604	39.371	1:57.975	90.59	0.736	17:33:57.715
3 -	1:18.478	***38.798***	1:57.276 (2)	91.13	0.037	17:35:54.991
4 -	***1:18.232***	39.166	1:57.398 (3)	91.04	0.159	17:37:52.389
5 -	1:18.435	38.804	***1:57.239 (1)***	***91.16***		***17:39:49.628***

P3 187 Michael HALL Kawasaki -

IDEAL LAP TIME : 1:57.978 BEST LAP TIME : 1:57.978 DIFFERENCE : 0.000

LAP	SECTOR 1	SECTOR 2	LAP TIME	MPH	DIFF	TIME OF DAY
1 -		40.053	2:04.288	85.99	6.310	17:31:59.765
2 -	***1:18.540***	***39.438***	***1:57.978 (1)***	***90.59***		***17:33:57.743***
3 -	1:19.081	39.665	1:58.746 (2)	90.00	0.768	17:35:56.489
4 -	1:19.710	39.925	1:59.635 (3)	89.33	1.657	17:37:56.124
5 -	1:20.045	40.332	2:00.377	88.78	2.399	17:39:56.501

P4 14 Chris BURRAGE Yamaha - Seton tuning

IDEAL LAP TIME : 1:58.791 BEST LAP TIME : 1:59.118 DIFFERENCE : 0.327

LAP	SECTOR 1	SECTOR 2	LAP TIME	MPH	DIFF	TIME OF DAY
1 -		40.395	2:06.431	84.53	7.313	17:32:01.908
2 -	1:20.373	40.421	2:00.794	88.48	1.676	17:34:02.702
3 -	1:20.398	39.608	2:00.006 (3)	89.06	0.888	17:36:02.708
4 -	1:19.770	***39.591***	1:59.361 (2)	89.54	0.243	17:38:02.069
5 -	***1:19.200***	39.918	***1:59.118 (1)***	***89.72***		***17:40:01.187***

P5 49 C Ross McLURG Kawasaki - E.D.I Building / Steve Jordan Motorcycles

IDEAL LAP TIME : 1:58.946 BEST LAP TIME : 1:58.946 DIFFERENCE : 0.000

LAP	SECTOR 1	SECTOR 2	LAP TIME	MPH	DIFF	TIME OF DAY
1 -		40.040	2:06.615	84.41	7.669	17:32:02.092
2 -	1:20.376	40.113	2:00.489	88.70	1.543	17:34:02.581
3 -	1:20.394	39.762	2:00.156 (3)	88.95	1.210	17:36:02.737
4 -	1:19.705	40.221	1:59.926 (2)	89.12	0.980	17:38:02.663
5 -	***1:19.201***	***39.745***	***1:58.946 (1)***	***89.85***		***17:40:01.609***

P6 6 C Dominic PETTIT Yamaha - Camclad Contractors

IDEAL LAP TIME : 1:58.375 BEST LAP TIME : 1:58.896 DIFFERENCE : 0.521

LAP	SECTOR 1	SECTOR 2	LAP TIME	MPH	DIFF	TIME OF DAY
1 -		40.196	2:07.580	83.77	8.684	17:32:03.057
2 -	1:20.449	39.489	1:59.938	89.11	1.042	17:34:02.995
3 -	1:20.444	39.484	1:59.928 (3)	89.12	1.032	17:36:02.923
4 -	1:20.633	***39.262***	1:59.895 (2)	89.14	0.999	17:38:02.818
5 -	***1:19.113***	39.783	***1:58.896 (1)***	***89.89***		***17:40:01.714***

P7 52 C Ben COTGROVE Triumph - NR Racing

IDEAL LAP TIME : 1:59.043 BEST LAP TIME : 1:59.043 DIFFERENCE : 0.000

LAP	SECTOR 1	SECTOR 2	LAP TIME	MPH	DIFF	TIME OF DAY

Weather / Track : Cloudy / Dry

Snetterton
Circuit Length = 2.9689 miles
Start: 17:29 Flag 17:39 End: 17:41

BMCRC - MRO Championships 2016 - Rnd 4 @ Snetterton 300

Team Respro MRO 600 inc Clubman 600

RACE 17 - SECTOR ANALYSIS

SECTOR 1 = FL to I1, SECTOR 2 = I1 to FL, DIFF = Difference To Personal Best Lap

1 -		40.050	2:07.264		83.98	8.221	17:32:02.741
2 -	1:20.851	39.916	2:00.767		88.50	1.724	17:34:03.508
3 -	1:20.601	39.578	2:00.179	(3)	88.93	1.136	17:36:03.687
4 -	1:20.013	39.483	1:59.496	(2)	89.44	0.453	17:38:03.183
5 -	***1:19.677***	***39.366***	***1:59.043***	**(1)**	***89.78***		***17:40:02.226***

P8 32 C Mark PIPER Yamaha - please sponsor me

IDEAL LAP TIME : 1:59.732 BEST LAP TIME : 2:00.147 DIFFERENCE : 0.415

LAP	SECTOR 1	SECTOR 2	LAP TIME		MPH	DIFF	TIME OF DAY
1 -		***39.877***	2:08.043		83.47	7.896	17:32:03.520
2 -	1:21.368	40.301	2:01.669		87.84	1.522	17:34:05.189
3 -	***1:19.855***	40.292	***2:00.147***	**(1)**	***88.95***		***17:36:05.336***
4 -	1:20.493	40.471	2:00.964	(2)	88.35	0.817	17:38:06.300
5 -	1:20.110	41.121	2:01.231	(3)	88.16	1.084	17:40:07.531

P9 74 Joe MORPHETT Yamaha - Inta / The Bike Shop

IDEAL LAP TIME : 1:57.175 BEST LAP TIME : 1:57.846 DIFFERENCE : 0.671

LAP	SECTOR 1	SECTOR 2	LAP TIME		MPH	DIFF	TIME OF DAY
1 -		39.467	2:03.284		86.69	5.438	17:31:58.761
2 -	1:18.739	39.344	1:58.083	(3)	90.51	0.237	17:33:56.844
3 -	1:18.922	***38.924***	***1:57.846***	**(1)**	***90.69***		***17:35:54.690***
4 -	***1:18.251***	39.674	1:57.925	(2)	90.63	0.079	17:37:52.615
5 -	1:25.947	49.399	2:15.346		78.96	17.500	17:40:07.961

P10 44 C Hayden PLATTON Kawasaki - NR Racing

IDEAL LAP TIME : 2:00.558 BEST LAP TIME : 2:00.561 DIFFERENCE : 0.003

LAP	SECTOR 1	SECTOR 2	LAP TIME		MPH	DIFF	TIME OF DAY
1 -		40.478	2:08.680		83.05	8.119	17:32:04.157
2 -	1:21.002	40.495	2:01.497		87.96	0.936	17:34:05.654
3 -	1:21.091	40.363	2:01.454	(3)	88.00	0.893	17:36:07.108
4 -	***1:20.342***	40.219	***2:00.561***	**(1)**	***88.65***		***17:38:07.669***
5 -	1:20.753	***40.216***	2:00.969	(2)	88.35	0.408	17:40:08.638

P11 111 Dan RUTH Yamaha - Richard Ruth

IDEAL LAP TIME : 2:00.434 BEST LAP TIME : 2:00.465 DIFFERENCE : 0.031

LAP	SECTOR 1	SECTOR 2	LAP TIME		MPH	DIFF	TIME OF DAY
1 -		40.602	2:09.729		82.38	9.264	17:32:05.206
2 -	1:20.330	40.250	2:00.580	(2)	88.63	0.115	17:34:05.786
3 -	1:21.222	40.448	2:01.670		87.84	1.205	17:36:07.456
4 -	***1:20.249***	40.216	***2:00.465***	**(1)**	***88.72***		***17:38:07.921***
5 -	1:20.803	***40.185***	2:00.988	(3)	88.34	0.523	17:40:08.909

P12 11 C Josh HARVEY Yamaha - NR Racing

IDEAL LAP TIME : 2:00.950 BEST LAP TIME : 2:00.950 DIFFERENCE : 0.000

LAP	SECTOR 1	SECTOR 2	LAP TIME		MPH	DIFF	TIME OF DAY
1 -		40.341	2:07.639		83.73	6.689	17:32:03.116
2 -	1:21.537	40.389	2:01.926		87.66	0.976	17:34:05.042
3 -	***1:20.662***	***40.288***	***2:00.950***	**(1)**	***88.36***		***17:36:05.992***
4 -	1:20.711	40.563	2:01.274	(2)	88.13	0.324	17:38:07.266
5 -	1:21.301	40.594	2:01.895	(3)	87.68	0.945	17:40:09.161

P13 184 David TWYFORD Yamaha -

IDEAL LAP TIME : 2:00.609 BEST LAP TIME : 2:00.860 DIFFERENCE : 0.251

LAP	SECTOR 1	SECTOR 2	LAP TIME		MPH	DIFF	TIME OF DAY
1 -		41.462	2:11.232		81.44	10.372	17:32:06.709
2 -	1:21.004	***40.047***	2:01.051	(2)	88.29	0.191	17:34:07.760
3 -	1:20.802	40.058	***2:00.860***	**(1)**	***88.43***		***17:36:08.620***
4 -	***1:20.562***	40.493	2:01.055	(3)	88.29	0.195	17:38:09.675

Snetterton
Circuit Length = 2.9689 miles
Start: 17:29 Flag 17:39 End: 17:41

Weather / Track : Cloudy / Dry

BMCRC - MRO Championships 2016 - Rnd 4 @ Snetterton 300

Team Respro MRO 600 inc Clubman 600

RACE 17 - SECTOR ANALYSIS

SECTOR 1 = FL to I1, SECTOR 2 = I1 to FL, DIFF = Difference To Personal Best Lap

5 -	1:20.704	41.082	2:01.786	87.76	0.926	17:40:11.461

P14 777 C Mason WILLIAMS Yamaha - Steve Jordan Motorcycles

IDEAL LAP TIME : 2:00.255 BEST LAP TIME : 2:00.261 DIFFERENCE : 0.006

LAP	SECTOR 1	SECTOR 2	LAP TIME	MPH	DIFF	TIME OF DAY
1 -		42.559	2:11.511	81.27	11.250	17:32:06.988
2 -	1:21.609	40.407	2:02.016	87.59	1.755	17:34:09.004
3 -	1:20.985	40.398	2:01.383 **(3)**	88.05	1.122	17:36:10.387
4 -	1:20.836	***40.167***	2:01.003 **(2)**	88.32	0.742	17:38:11.390
5 -	***1:20.088***	40.173	***2:00.261*** **(1)**	***88.87***		***17:40:11.651***

P15 69 Phil SETON Yamaha - Seton Tuning

IDEAL LAP TIME : 2:01.011 BEST LAP TIME : 2:01.011 DIFFERENCE : 0.000

LAP	SECTOR 1	SECTOR 2	LAP TIME	MPH	DIFF	TIME OF DAY
1 -		40.837	2:09.888	82.28	8.877	17:32:05.365
2 -	1:22.649	40.571	2:03.220	86.73	2.209	17:34:08.585
3 -	1:21.460	40.295	2:01.755 **(3)**	87.78	0.744	17:36:10.340
4 -	***1:20.948***	***40.063***	***2:01.011*** **(1)**	***88.32***		***17:38:11.351***
5 -	1:21.106	40.223	2:01.329 **(2)**	88.09	0.318	17:40:12.680

P16 68 C Thomas EUSTACE Yamaha - More moto/sublime designs

IDEAL LAP TIME : 2:00.503 BEST LAP TIME : 2:00.503 DIFFERENCE : 0.000

LAP	SECTOR 1	SECTOR 2	LAP TIME	MPH	DIFF	TIME OF DAY
1 -		41.551	2:11.299	81.40	10.796	17:32:06.776
2 -	1:23.048	40.572	2:03.620	86.45	3.117	17:34:10.396
3 -	1:21.293	40.249	2:01.542 **(3)**	87.93	1.039	17:36:11.938
4 -	***1:20.491***	***40.012***	***2:00.503*** **(1)**	***88.69***		***17:38:12.441***
5 -	1:20.947	40.258	2:01.205 **(2)**	88.18	0.702	17:40:13.646

P17 86 C David SHOUBRIDGE Kawasaki - ASAP (allsignsallprint)

IDEAL LAP TIME : 2:00.572 BEST LAP TIME : 2:00.611 DIFFERENCE : 0.039

LAP	SECTOR 1	SECTOR 2	LAP TIME	MPH	DIFF	TIME OF DAY
1 -		40.954	2:12.314	80.77	11.703	17:32:07.791
2 -	1:22.504	40.724	2:03.228	86.73	2.617	17:34:11.019
3 -	1:22.202	40.883	2:03.085 **(3)**	86.83	2.474	17:36:14.104
4 -	1:21.172	***39.909***	2:01.081 **(2)**	88.27	0.470	17:38:15.185
5 -	***1:20.663***	39.948	***2:00.611*** **(1)**	***88.61***		***17:40:15.796***

P18 30 C Richard GOODE Yamaha - Wps ltd / Geoff hand automotive engineering

IDEAL LAP TIME : 2:02.673 BEST LAP TIME : 2:02.847 DIFFERENCE : 0.174

LAP	SECTOR 1	SECTOR 2	LAP TIME	MPH	DIFF	TIME OF DAY
1 -		41.611	2:11.213	81.45	8.366	17:32:06.690
2 -	1:23.014	41.140	2:04.154	86.08	1.307	17:34:10.844
3 -	1:22.265	***40.899***	2:03.164 **(3)**	86.77	0.317	17:36:14.008
4 -	***1:21.774***	41.106	2:02.880 **(2)**	86.97	0.033	17:38:16.888
5 -	1:21.789	41.058	***2:02.847*** **(1)**	***87.00***		***17:40:19.735***

P19 40 David SHELVEY Suzuki -

IDEAL LAP TIME : 2:03.083 BEST LAP TIME : 2:03.083 DIFFERENCE : 0.000

LAP	SECTOR 1	SECTOR 2	LAP TIME	MPH	DIFF	TIME OF DAY
1 -		41.555	2:12.799	80.48	9.716	17:32:08.276
2 -	1:22.916	41.481	2:04.397	85.91	1.314	17:34:12.673
3 -	1:22.638	40.988	2:03.626 **(2)**	86.45	0.543	17:36:16.299
4 -	1:22.638	41.691	2:04.329 **(3)**	85.96	1.246	17:38:20.628
5 -	***1:22.299***	***40.784***	***2:03.083*** **(1)**	***86.83***		***17:40:23.711***

Weather / Track : Cloudy / Dry

Snetterton
Circuit Length = 2.9689 miles
Start: 17:29 Flag 17:39 End: 17:41

BMCRC - MRO Championships 2016 - Rnd 4 @ Snetterton 300

Team Respro MRO 600 inc Clubman 600

RACE 17 - SECTOR ANALYSIS

SECTOR 1 = FL to I1, SECTOR 2 = I1 to FL, DIFF = Difference To Personal Best Lap

P20 56 C Michael MILLS Yamaha - A51R

IDEAL LAP TIME : 2:03.278 BEST LAP TIME : 2:03.362 DIFFERENCE : 0.084

LAP	SECTOR 1	SECTOR 2	LAP TIME	MPH	DIFF	TIME OF DAY
1 -		41.846	2:13.790	79.88	10.428	17:32:09.267
2 -	1:22.431	41.249	2:03.680 (3)	86.41	0.318	17:34:12.947
3 -	1:22.345	41.042	2:03.387 (2)	86.62	0.025	17:36:16.334
4 -	***1:22.336***	41.843	2:04.179	86.06	0.817	17:38:20.513
5 -	1:22.420	***40.942***	***2:03.362 (1)***	***86.63***		***17:40:23.875***

P21 55 C Paul GARNER Yamaha - Area Fifty-One Racing

IDEAL LAP TIME : 2:02.927 BEST LAP TIME : 2:03.271 DIFFERENCE : 0.344

LAP	SECTOR 1	SECTOR 2	LAP TIME	MPH	DIFF	TIME OF DAY
1 -		41.731	2:13.496	80.06	10.225	17:32:08.973
2 -	1:22.848	41.458	2:04.306	85.98	1.035	17:34:13.279
3 -	1:22.841	40.936	2:03.777 (3)	86.34	0.506	17:36:17.056
4 -	***1:22.074***	41.671	2:03.745 (2)	86.37	0.474	17:38:20.801
5 -	1:22.418	***40.853***	***2:03.271 (1)***	***86.70***		***17:40:24.072***

P22 76 Jason BYARD Suzuki - May Construction

IDEAL LAP TIME : 2:04.016 BEST LAP TIME : 2:04.016 DIFFERENCE : 0.000

LAP	SECTOR 1	SECTOR 2	LAP TIME	MPH	DIFF	TIME OF DAY
1 -		41.702	2:13.058	80.32	9.042	17:32:08.535
2 -	1:22.877	41.494	2:04.371 (2)	85.93	0.355	17:34:12.906
3 -	***1:22.674***	***41.342***	***2:04.016 (1)***	***86.18***		***17:36:16.922***
4 -	1:22.707	41.892	2:04.599 (3)	85.77	0.583	17:38:21.521
5 -	1:24.016	42.153	2:06.169	84.71	2.153	17:40:27.690

P23 149 C Callum HAMMETT Yamaha -

IDEAL LAP TIME : 2:03.511 BEST LAP TIME : 2:03.811 DIFFERENCE : 0.300

LAP	SECTOR 1	SECTOR 2	LAP TIME	MPH	DIFF	TIME OF DAY
1 -		42.319	2:16.165	78.49	12.354	17:32:11.642
2 -	1:22.877	***40.950***	2:03.827 (2)	86.31	0.016	17:34:15.469
3 -	1:22.734	41.077	***2:03.811 (1)***	***86.32***		***17:36:19.280***
4 -	1:22.941	41.100	2:04.041 (3)	86.16	0.230	17:38:23.321
5 -	***1:22.561***	41.879	2:04.440	85.88	0.629	17:40:27.761

P24 81 C Liam DUFFETT Honda -

IDEAL LAP TIME : 2:04.942 BEST LAP TIME : 2:04.981 DIFFERENCE : 0.039

LAP	SECTOR 1	SECTOR 2	LAP TIME	MPH	DIFF	TIME OF DAY
1 -		41.892	2:14.956	79.19	9.975	17:32:10.433
2 -	1:24.306	42.597	2:06.903	84.22	1.922	17:34:17.336
3 -	1:24.325	42.013	2:06.338 (3)	84.59	1.357	17:36:23.674
4 -	***1:23.368***	41.831	2:05.199 (2)	85.36	0.218	17:38:28.873
5 -	1:23.407	***41.574***	***2:04.981 (1)***	***85.51***		***17:40:33.854***

P25 22 C Darren DOWDS Yamaha - sublime designs racing

IDEAL LAP TIME : 2:04.409 BEST LAP TIME : 2:04.630 DIFFERENCE : 0.221

LAP	SECTOR 1	SECTOR 2	LAP TIME	MPH	DIFF	TIME OF DAY
1 -		42.813	2:16.504	78.29	11.874	17:32:11.981
2 -	1:23.926	42.270	2:06.196 (3)	84.69	1.566	17:34:18.177
3 -	1:23.841	42.506	2:06.347	84.59	1.717	17:36:24.524
4 -	***1:22.958***	41.919	2:04.877 (2)	85.58	0.247	17:38:29.401
5 -	1:23.179	***41.451***	***2:04.630 (1)***	***85.75***		***17:40:34.031***

P26 77 C Jason HOLLAND Triumph - JH autos imperial car hire

IDEAL LAP TIME : 2:04.932 BEST LAP TIME : 2:05.008 DIFFERENCE : 0.076

LAP	SECTOR 1	SECTOR 2	LAP TIME	MPH	DIFF	TIME OF DAY

Weather / Track : Cloudy / Dry

Snetterton
Circuit Length = 2.9689 miles
Start: 17:29 Flag 17:39 End: 17:41

BMCRC - MRO Championships 2016 - Rnd 4 @ Snetterton 300

Team Respro MRO 600 inc Clubman 600

RACE 17 - SECTOR ANALYSIS

SECTOR 1 = FL to I1, SECTOR 2 = I1 to FL, DIFF = Difference To Personal Best Lap

1 -		41.666	2:14.413		79.51	9.405	17:32:09.890
2 -	***1:23.285***	41.723	***2:05.008***	**(1)**	***85.49***		***17:34:14.898***
3 -	1:24.430	***41.647***	2:06.077	**(3)**	84.77	1.069	17:36:20.975
4 -	1:25.002	42.181	2:07.183		84.03	2.175	17:38:28.158
5 -	1:24.350	41.705	2:06.055	**(2)**	84.78	1.047	17:40:34.213

P27 48 C Jay MATTHEWS Yamaha -

IDEAL LAP TIME : 2:03.439 BEST LAP TIME : 2:04.971 DIFFERENCE : 1.532

LAP	SECTOR 1	SECTOR 2	LAP TIME		MPH	DIFF	TIME OF DAY
1 -		41.630	2:13.234		80.22	8.263	17:32:08.711
2 -	***1:22.402***	52.486	2:14.888		79.23	9.917	17:34:23.599
3 -	1:24.376	41.867	2:06.243	**(3)**	84.66	1.272	17:36:29.842
4 -	1:23.589	41.382	***2:04.971***	**(1)**	***85.52***		***17:38:34.813***
5 -	1:24.485	***41.037***	2:05.522	**(2)**	85.14	0.551	17:40:40.335

P28 7 C Mitch DUCRAN Yamaha -

IDEAL LAP TIME : 2:07.710 BEST LAP TIME : 2:07.710 DIFFERENCE : 0.000

LAP	SECTOR 1	SECTOR 2	LAP TIME		MPH	DIFF	TIME OF DAY
1 -		42.972	2:17.515		77.72	9.805	17:32:12.992
2 -	1:26.410	42.850	2:09.260		82.68	1.550	17:34:22.252
3 -	1:26.123	42.861	2:08.984	**(3)**	82.86	1.274	17:36:31.236
4 -	***1:25.447***	***42.263***	***2:07.710***	**(1)**	***83.69***		***17:38:38.946***
5 -	1:26.175	42.524	2:08.699	**(2)**	83.04	0.989	17:40:47.645

P29 95 Simon MEADOWS Triumph - myself

IDEAL LAP TIME : 2:08.235 BEST LAP TIME : 2:08.235 DIFFERENCE : 0.000

LAP	SECTOR 1	SECTOR 2	LAP TIME		MPH	DIFF	TIME OF DAY
1 -		43.140	2:18.913		76.94	10.678	17:32:14.390
2 -	1:26.950	43.545	2:10.495		81.90	2.260	17:34:24.885
3 -	1:26.524	43.225	2:09.749	**(3)**	82.37	1.514	17:36:34.634
4 -	1:26.013	43.141	2:09.154	**(2)**	82.75	0.919	17:38:43.788
5 -	***1:25.568***	***42.667***	***2:08.235***	**(1)**	***83.34***		***17:40:52.023***

P30 36 C Duncan GROVE Yamaha -

IDEAL LAP TIME : 2:10.635 BEST LAP TIME : 2:10.635 DIFFERENCE : 0.000

LAP	SECTOR 1	SECTOR 2	LAP TIME		MPH	DIFF	TIME OF DAY
1 -		44.277	2:28.091		72.17	17.456	17:32:23.568
2 -	1:27.770	43.902	2:11.672	**(3)**	81.17	1.037	17:34:35.240
3 -	***1:27.141***	***43.494***	***2:10.635***	**(1)**	***81.81***		***17:36:45.875***
4 -	1:28.103	44.074	2:12.177		80.86	1.542	17:38:58.052
5 -	1:27.167	43.495	2:10.662	**(2)**	81.79	0.027	17:41:08.714

P31 195 C Karl SMITH Yamaha - The Flooring Centre Romford

IDEAL LAP TIME : 2:10.626 BEST LAP TIME : 2:10.626 DIFFERENCE : 0.000

LAP	SECTOR 1	SECTOR 2	LAP TIME		MPH	DIFF	TIME OF DAY
1 -		44.692	2:21.560		75.50	10.934	17:32:17.037
2 -	1:28.347	44.338	2:12.685	**(2)**	80.55	2.059	17:34:29.722
3 -	1:28.832	46.150	2:14.982		79.18	4.356	17:36:44.704
4 -	1:29.819	44.091	2:13.910	**(3)**	79.81	3.284	17:38:58.614
5 -	***1:27.187***	***43.439***	***2:10.626***	**(1)**	***81.82***		***17:41:09.240***

Weather / Track : Cloudy / Dry

Snetterton
Circuit Length = 2.9689 miles
Start: 17:29 Flag 17:39 End: 17:41

BMCRC - MRO Championships 2016 - Rnd 4 @ Snetterton 300

Team Respro MRO 600 inc Clubman 600

RACE 17 - BEST SECTORS

SECTOR 1				SECTOR 2				IDEAL / BEST COMPARISON					
POS	NO	NAME	TIME	NO	NAME	TIME		POS	NO	NAME	IDEAL	BEST	DIFF
										PERFECT LAP	1:56.479		
1	8	NEWSTEAD	**1:17.825**	8	NEWSTEAD	**38.654**		1	8	NEWSTEAD	1:56.479	1:56.479	0.000
2	127	TINKLER	**1:18.232**	127	TINKLER	**38.798**		2	127	TINKLER	1:57.030	1:57.239	0.209
3	74	MORPHETT	**1:18.251**	74	MORPHETT	**38.924**		3	74	MORPHETT	1:57.175	1:57.846	0.671
4	187	HALL	**1:18.540**	6	PETTIT	**39.262**		4	187	HALL	1:57.978	1:57.978	0.000
5	6	PETTIT	**1:19.113**	52	COTGROVE	**39.366**		5	6	PETTIT	1:58.375	1:58.896	0.521
6	14	BURRAGE	**1:19.200**	187	HALL	**39.438**		6	14	BURRAGE	1:58.791	1:59.118	0.327
7	49	McLURG	**1:19.201**	14	BURRAGE	**39.591**		7	49	McLURG	1:58.946	1:58.946	0.000
8	52	COTGROVE	**1:19.677**	49	McLURG	**39.745**		8	52	COTGROVE	1:59.043	1:59.043	0.000
9	32	PIPER	**1:19.855**	32	PIPER	**39.877**		9	32	PIPER	1:59.732	2:00.147	0.415
10	777	WILLIAMS	**1:20.088**	86	SHOUBRIDGE	**39.909**		10	777	WILLIAMS	2:00.255	2:00.261	0.006
11	111	RUTH	**1:20.249**	68	EUSTACE	**40.012**		11	111	RUTH	2:00.434	2:00.465	0.031
12	44	PLATTON	**1:20.342**	184	TWYFORD	**40.047**		12	68	EUSTACE	2:00.503	2:00.503	0.000
13	68	EUSTACE	**1:20.491**	69	SETON	**40.063**		13	44	PLATTON	2:00.558	2:00.561	0.003
14	184	TWYFORD	**1:20.562**	777	WILLIAMS	**40.167**		14	86	SHOUBRIDGE	2:00.572	2:00.611	0.039
15	11	HARVEY	**1:20.662**	111	RUTH	**40.185**		15	184	TWYFORD	2:00.609	2:00.860	0.251
16	86	SHOUBRIDGE	**1:20.663**	44	PLATTON	**40.216**		16	11	HARVEY	2:00.950	2:00.950	0.000
17	69	SETON	**1:20.948**	11	HARVEY	**40.288**		17	69	SETON	2:01.011	2:01.011	0.000
18	30	GOODE	**1:21.774**	40	SHELVEY	**40.784**		18	30	GOODE	2:02.673	2:02.847	0.174
19	55	GARNER	**1:22.074**	55	GARNER	**40.853**		19	55	GARNER	2:02.927	2:03.271	0.344
20	40	SHELVEY	**1:22.299**	30	GOODE	**40.899**		20	40	SHELVEY	2:03.083	2:03.083	0.000
21	56	MILLS	**1:22.336**	56	MILLS	**40.942**		21	56	MILLS	2:03.278	2:03.362	0.084
22	48	MATTHEWS	**1:22.402**	149	HAMMETT	**40.950**		22	48	MATTHEWS	2:03.439	2:04.971	1.532
23	149	HAMMETT	**1:22.561**	48	MATTHEWS	**41.037**		23	149	HAMMETT	2:03.511	2:03.811	0.300
24	76	BYARD	**1:22.674**	76	BYARD	**41.342**		24	76	BYARD	2:04.016	2:04.016	0.000
25	22	DOWDS	**1:22.958**	22	DOWDS	**41.451**		25	22	DOWDS	2:04.409	2:04.630	0.221
26	77	HOLLAND	**1:23.285**	81	DUFFETT	**41.574**		26	77	HOLLAND	2:04.932	2:05.008	0.076
27	81	DUFFETT	**1:23.368**	77	HOLLAND	**41.647**		27	81	DUFFETT	2:04.942	2:04.981	0.039
28	7	DUCRAN	**1:25.447**	7	DUCRAN	**42.263**		28	7	DUCRAN	2:07.710	2:07.710	0.000
29	95	MEADOWS	**1:25.568**	95	MEADOWS	**42.667**		29	95	MEADOWS	2:08.235	2:08.235	0.000
30	36	GROVE	**1:27.141**	195	SMITH	**43.439**		30	195	SMITH	2:10.626	2:10.626	0.000
31	195	SMITH	**1:27.187**	36	GROVE	**43.494**		31	36	GROVE	2:10.635	2:10.635	0.000

Weather / Track : Cloudy / Dry

Snetterton
Circuit Length = 2.9689 miles
Start: 17:29 Flag 17:39 End: 17:41

Results can be found at www.tsl-timing.com

Printed - 17:41 Saturday, 28 May 2016

BMCRC - MRO Championships 2016 - Rnd 4 @ Snetterton 300

Team Respro MRO 600 inc Clubman 600

RACE 7 - CLASSIFICATION

POS	NO	CL	PIC	NAME	ENTRY	LAPS	TIME	GAP	DIFF	MPH	BEST	ON
1	**8**		1	Grant NEWSTEAD	Yamaha - Tinklers Motorcycles	**5**	9:50.956			90.43	**1:56.408**	5
2	**127**		2	David TINKLER	Yamaha -	**5**	9:52.800	**1.844**	1.844	90.14	**1:56.747**	4
3	**187**		3	Michael HALL	Kawasaki -	**5**	10:03.854	**12.898**	11.054	88.49	**1:58.753**	2
4	**6**	C	1	Dominic PETTIT	Yamaha - Camclad Contractors	**5**	10:04.539	**13.583**	0.685	88.39	**1:58.446**	4
5	**74**		4	Joe MORPHETT	Yamaha - Inta / The Bike Shop	**5**	10:04.854	**13.898**	0.315	88.35	**1:59.005**	5
6	**14**		5	Chris BURRAGE	Yamaha - Seton tuning	**5**	10:06.374	**15.418**	1.520	88.13	**1:59.659**	5
7	**111**		6	Dan RUTH	Yamaha - Richard Ruth	**5**	10:07.332	**16.376**	0.958	87.99	**1:59.286**	5
8	**44**	C	2	Hayden PLATTON	Kawasaki - NR Racing	**5**	10:08.054	**17.098**	0.722	87.88	**1:59.375**	4
9	**52**	C	3	Ben COTGROVE	Triumph - NR Racing	**5**	10:09.277	**18.321**	1.223	87.71	**1:58.828**	4
10	**11**	C	4	Josh HARVEY	Yamaha - NR Racing	**5**	10:10.445	**19.489**	1.168	87.54	**2:00.051**	5
11	**69**		7	Phil SETON	Yamaha - Seton Tuning	**5**	10:13.627	**22.671**	3.182	87.08	**2:00.162**	4
12	**777**	C	5	Mason WILLIAMS	Yamaha - Steve Jordan Motorcycles	**5**	10:13.808	**22.852**	0.181	87.06	**2:01.112**	3
13	**68**	C	6	Thomas EUSTACE	Yamaha - More moto/sublime designs	**5**	10:15.696	**24.740**	1.888	86.79	**2:00.227**	3
14	**86**	C	7	David SHOUBRIDGE	Kawasaki - ASAP (allsignsallprint)	**5**	10:16.171	**25.215**	0.475	86.72	**2:00.080**	5
15	**56**	C	8	Michael MILLS	Yamaha - A51R	**5**	10:32.554	**41.598**	16.383	84.48	**2:03.931**	2
16	**30**	C	9	Richard GOODE	Yamaha - Wps ltd / Geoff hand automotive engineer	**5**	10:33.392	**42.436**	0.838	84.37	**2:04.414**	3
17	**48**	C	10	Jay MATTHEWS	Yamaha -	**5**	10:33.628	**42.672**	0.236	84.34	**2:03.382**	4
18	**149**	C	11	Callum HAMMETT	Yamaha -	**5**	10:33.899	**42.943**	0.271	84.30	**2:03.849**	5
19	**55**	C	12	Paul GARNER	Yamaha - Area Fifty-One Racing	**5**	10:34.778	**43.822**	0.879	84.18	**2:04.336**	4
20	**81**	C	13	Liam DUFFETT	Honda -	**5**	10:38.186	**47.230**	3.408	83.73	**2:05.636**	2
21	**77**	C	14	Jason HOLLAND	Triumph - JH autos imperial car hire	**5**	10:38.405	**47.449**	0.219	83.70	**2:05.085**	3
22	**22**	C	15	Darren DOWDS	Yamaha - sublime designs racing	**5**	10:38.725	**47.769**	0.320	83.66	**2:05.095**	3
23	**7**	C	16	Mitch DUCRAN	Yamaha -	**5**	10:38.920	**47.964**	0.195	83.64	**2:05.304**	5
24	**95**		8	Simon MEADOWS	Triumph - myself	**5**	10:51.572	**1:00.616**	12.652	82.01	**2:07.720**	2
				NOT CLASSIFIED								
DNF	**49**	C		Ross McLURG	Kawasaki - E.D.I Building / Steve Jordan Motorcycle	**5**	10:06.077	**15.121**		88.17	**1:58.710**	5
DNF	**32**	C		Mark PIPER	Yamaha - please sponsor me	**5**	10:07.600	**16.644**	1.523	87.95	**1:59.347**	3
DNF	**40**			David SHELVEY	Suzuki -	**3**	6:19.557	**2 Laps**	2 Laps	84.47	**2:02.610**	3
DNF	**195**	C		Karl SMITH	Yamaha - The Flooring Centre Romford	**3**	6:40.811	**2 Laps**	21.254	79.99	**2:09.821**	2
DNF	**184**			David TWYFORD	Yamaha -	**1**	2:11.372	**4 Laps**	2 Laps	81.35	**2:11.372**	1
DNF	**36**	C		Duncan GROVE	Yamaha -	**1**	2:21.328	**4 Laps**	9.956	75.62	**2:21.328**	1
				FASTEST LAP								
	8			Grant NEWSTEAD	Yamaha - Tinklers Motorcycles	**5**	1:56.408		91.81 mph		147.76 kph	
	6	C		Dominic PETTIT	Yamaha - Camclad Contractors	**4**	1:58.446		90.23 mph		145.22 kph	

Race stopped
Class - 90% of Race Speed = 81.38 mph
Class C - 90% of Race Speed = 79.55 mph

Snetterton
Circuit Length = 2.9689 miles
Start: 12:19 Flag 12:29 End: 12:31

Weather / Track : Cloudy / Dry
These results are provisional until the conclusion of any judicial and technical matters.

Clerk Of Course :		Timekeeper :

Results can be found at www.tsl-timing.com

Printed - 12:34 Sunday, 29 May 2016

BMCRC - MRO Championships 2016 - Rnd 4 @ Snetterton 300

Team Respro MRO 600 inc Clubman 600

RACE 7 - LAP CHART

LAP 1		@ 12:21:42.102	LAP 2		@ 12:23:39.076	LAP 3		@ 12:25:35.735	LAP 4		@ 12:27:32.890	LAP 5		@ 12:29:29.298
NO	BEHIND	LAP TIME	NO	BEHIND	LAP TIME	NO	BEHIND	LAP TIME	NO	BEHIND	LAP TIME	NO	BEHIND	LAP TIME
8		2:03.760	**8**		1:56.974	**8**		1:56.659	**8**		1:57.155	**8**		1:56.408
127	0.721	2:04.481	**127**	1.338	1:57.591	**127**	1.736	1:57.057	**127**	1.328	1:56.747	**127**	1.844	1:56.924
187	1.793	2:05.553	**187**	3.572	1:58.753	**187**	6.674	1:59.761	**187**	9.315	1:59.796	**187**	12.898	1:59.991
14	1.968	2:05.728	**14**	5.248	2:00.254	**74**	9.235	2:00.329	**74**	11.301	1:59.221	**6**	13.583	1:58.606
74	2.806	2:06.566	**74**	5.565	1:59.733	**14**	9.523	2:00.934	**6**	11.385	1:58.446	**74**	13.898	1:59.005
49	2.852	2:06.612	**49**	6.022	2:00.144	**6**	10.094	1:59.728	**14**	12.167	1:59.799	**49**	15.121	1:58.710
6	3.456	2:07.216	**6**	7.025	2:00.543	**49**	10.223	2:00.860	**49**	12.819	1:59.751	**14**	15.418	1:59.659
111	4.167	2:07.927	**111**	7.895	2:00.702	**111**	10.953	1:59.717	**111**	13.498	1:59.700	**111**	16.376	1:59.286
11	4.451	2:08.211	**32**	8.412	2:00.108	**32**	11.100	1:59.347	**32**	13.563	1:59.618	**32**	16.644	1:59.489
44	4.766	2:08.526	**11**	8.653	2:01.176	**44**	11.460	1:59.451	**44**	13.680	1:59.375	**44**	17.098	1:59.826
777	5.258	2:09.018	**44**	8.668	2:00.876	**11**	12.162	2:00.168	**52**	15.691	1:58.828	**52**	18.321	1:59.038
32	5.278	2:09.038	**777**	9.478	2:01.194	**777**	13.931	2:01.112	**11**	15.846	2:00.839	**11**	19.489	2:00.051
69	5.807	2:09.567	**69**	10.214	2:01.381	**52**	14.018	1:59.112	**69**	17.715	2:00.162	**69**	22.671	2:01.364
184	7.612	2:11.372	**52**	11.565	2:00.797	**69**	14.708	2:01.153	**777**	18.049	2:01.273	**777**	22.852	2:01.211
52	7.742	2:11.502	**68**	13.922	2:01.959	**68**	17.490	2:00.227	**68**	20.595	2:00.260	**68**	24.740	2:00.553
68	8.937	2:12.697	**86**	14.446	2:02.274	**86**	18.594	2:00.807	**86**	21.543	2:00.104	**86**	25.215	2:00.080
40	8.985	2:12.745	**40**	16.213	2:04.202	**40**	22.164	2:02.610	**56**	33.584	2:06.266	**56**	41.598	2:04.422
86	9.146	2:12.906	**56**	17.197	2:03.931	**56**	24.473	2:03.935	**30**	34.347	2:04.490	**30**	42.436	2:04.497
30	9.754	2:13.514	**149**	18.701	2:05.662	**30**	27.012	2:04.414	**48**	34.410	2:03.382	**48**	42.672	2:04.670
149	10.013	2:13.773	**30**	19.257	2:06.477	**149**	27.847	2:05.805	**149**	35.502	2:04.810	**149**	42.943	2:03.849
56	10.240	2:14.000	**81**	19.685	2:05.636	**48**	28.183	2:04.619	**55**	35.886	2:04.336	**55**	43.822	2:04.344
81	11.023	2:14.783	**55**	19.843	2:05.524	**55**	28.705	2:05.521	**81**	37.948	2:05.820	**81**	47.230	2:05.690
48	11.180	2:14.940	**48**	20.223	2:06.017	**81**	29.283	2:06.257	**77**	38.124	2:05.766	**77**	47.449	2:05.733
55	11.293	2:15.053	**77**	21.087	2:05.883	**77**	29.513	2:05.085	**22**	38.498	2:05.618	**22**	47.769	2:05.679
77	12.178	2:15.938	**22**	21.599	2:05.651	**22**	30.035	2:05.095	**7**	39.068	2:05.357	**7**	47.964	2:05.304
22	12.922	2:16.682	**7**	22.042	2:05.741	**7**	30.866	2:05.483	**95**	47.984	2:08.573	**95**	1:00.616	2:09.040
7	13.275	2:17.035	**95**	25.203	2:07.720	**95**	36.566	2:08.022						
95	14.457	2:18.217	**195**	28.522	2:09.821	**195**	43.418	2:11.555						
195	15.675	2:19.435												
36	17.568	2:21.328												

Weather / Track : Cloudy / Dry

Snetterton
Circuit Length = 2.9689 miles
Start: 12:19 Flag 12:29 End: 12:31

Results can be found at www.tsl-timing.com

Printed - 12:35 Sunday, 29 May 2016

BMCRC - MRO Championships 2016 - Rnd 4 @ Snetterton 300

Team Respro MRO 600 inc Clubman 600

RACE 7 - SECTOR ANALYSIS

SECTOR 1 = FL to I1, SECTOR 2 = I1 to FL, DIFF = Difference To Personal Best Lap

P1 8 Grant NEWSTEAD Yamaha - Tinklers Motorcycles

IDEAL LAP TIME : 1:56.408 BEST LAP TIME : 1:56.408 DIFFERENCE : 0.000

LAP	SECTOR 1	SECTOR 2	LAP TIME	MPH	DIFF	TIME OF DAY
1 -		39.798	2:03.760	86.36	7.352	12:21:42.102
2 -	1:17.896	39.078	1:56.974 (3)	91.37	0.566	12:23:39.076
3 -	1:17.794	38.865	1:56.659 (2)	91.61	0.251	12:25:35.735
4 -	1:17.878	39.277	1:57.155	91.23	0.747	12:27:32.890
5 -	***1:17.565***	***38.843***	***1:56.408 (1)***	***91.81***		***12:29:29.298***

P2 127 David TINKLER Yamaha -

IDEAL LAP TIME : 1:56.632 BEST LAP TIME : 1:56.747 DIFFERENCE : 0.115

LAP	SECTOR 1	SECTOR 2	LAP TIME	MPH	DIFF	TIME OF DAY
1 -		39.451	2:04.481	85.86	7.734	12:21:42.823
2 -	1:18.487	39.104	1:57.591	90.89	0.844	12:23:40.414
3 -	1:17.940	39.117	1:57.057 (3)	91.30	0.310	12:25:37.471
4 -	1:18.045	***38.702***	***1:56.747 (1)***	***91.54***		***12:27:34.218***
5 -	***1:17.930***	38.994	1:56.924 (2)	91.41	0.177	12:29:31.142

P3 187 Michael HALL Kawasaki -

IDEAL LAP TIME : 1:58.753 BEST LAP TIME : 1:58.753 DIFFERENCE : 0.000

LAP	SECTOR 1	SECTOR 2	LAP TIME	MPH	DIFF	TIME OF DAY
1 -		40.413	2:05.553	85.12	6.800	12:21:43.895
2 -	***1:18.597***	***40.156***	***1:58.753 (1)***	***90.00***		***12:23:42.648***
3 -	1:19.302	40.459	1:59.761 (2)	89.24	1.008	12:25:42.409
4 -	1:19.598	40.198	1:59.796 (3)	89.21	1.043	12:27:42.205
5 -	1:19.805	40.186	1:59.991	89.07	1.238	12:29:42.196

P4 6 C Dominic PETTIT Yamaha - Camclad Contractors

IDEAL LAP TIME : 1:58.117 BEST LAP TIME : 1:58.446 DIFFERENCE : 0.329

LAP	SECTOR 1	SECTOR 2	LAP TIME	MPH	DIFF	TIME OF DAY
1 -		40.277	2:07.216	84.01	8.770	12:21:45.558
2 -	1:20.459	40.084	2:00.543	88.66	2.097	12:23:46.101
3 -	1:19.619	40.109	1:59.728 (3)	89.26	1.282	12:25:45.829
4 -	1:19.293	***39.153***	***1:58.446 (1)***	***90.23***		***12:27:44.275***
5 -	***1:18.964***	39.642	1:58.606 (2)	90.11	0.160	12:29:42.881

P5 74 Joe MORPHETT Yamaha - Inta / The Bike Shop

IDEAL LAP TIME : 1:59.005 BEST LAP TIME : 1:59.005 DIFFERENCE : 0.000

LAP	SECTOR 1	SECTOR 2	LAP TIME	MPH	DIFF	TIME OF DAY
1 -		40.587	2:06.566	84.44	7.561	12:21:44.908
2 -	1:19.773	39.960	1:59.733 (3)	89.26	0.728	12:23:44.641
3 -	1:20.349	39.980	2:00.329	88.82	1.324	12:25:44.970
4 -	1:19.493	39.728	1:59.221 (2)	89.64	0.216	12:27:44.191
5 -	***1:19.481***	***39.524***	***1:59.005 (1)***	***89.81***		***12:29:43.196***

P6 14 Chris BURRAGE Yamaha - Seton tuning

IDEAL LAP TIME : 1:59.659 BEST LAP TIME : 1:59.659 DIFFERENCE : 0.000

LAP	SECTOR 1	SECTOR 2	LAP TIME	MPH	DIFF	TIME OF DAY
1 -		40.069	2:05.728	85.00	6.069	12:21:44.070
2 -	1:20.158	40.096	2:00.254 (3)	88.87	0.595	12:23:44.324
3 -	1:20.665	40.269	2:00.934	88.37	1.275	12:25:45.258
4 -	1:19.909	39.890	1:59.799 (2)	89.21	0.140	12:27:45.057
5 -	***1:19.897***	***39.762***	***1:59.659 (1)***	***89.32***		***12:29:44.716***

P7 111 Dan RUTH Yamaha - Richard Ruth

IDEAL LAP TIME : 1:59.265 BEST LAP TIME : 1:59.286 DIFFERENCE : 0.021

LAP	SECTOR 1	SECTOR 2	LAP TIME	MPH	DIFF	TIME OF DAY

Weather / Track : Cloudy / Dry

Snetterton
Circuit Length = 2.9689 miles
Start: 12:19 Flag 12:29 End: 12:31

BMCRC - MRO Championships 2016 - Rnd 4 @ Snetterton 300

Team Respro MRO 600 inc Clubman 600

RACE 7 - SECTOR ANALYSIS

SECTOR 1 = FL to I1, SECTOR 2 = I1 to FL, DIFF = Difference To Personal Best Lap

1 -		40.481	2:07.927		83.54	8.641	12:21:46.269
2 -	1:20.241	40.461	2:00.702		88.54	1.416	12:23:46.971
3 -	1:19.658	***40.059***	1:59.717	**(3)**	89.27	0.431	12:25:46.688
4 -	1:19.527	40.173	1:59.700	**(2)**	89.29	0.414	12:27:46.388
5 -	***1:19.206***	40.080	***1:59.286***	**(1)**	***89.60***		***12:29:45.674***

P8 44 C Hayden PLATTON Kawasaki - NR Racing

IDEAL LAP TIME : 1:59.285 BEST LAP TIME : 1:59.375 DIFFERENCE : 0.090

LAP	SECTOR 1	SECTOR 2	LAP TIME		MPH	DIFF	TIME OF DAY
1 -		40.721	2:08.526		83.15	9.151	12:21:46.868
2 -	1:20.204	40.672	2:00.876		88.42	1.501	12:23:47.744
3 -	***1:19.411***	40.040	1:59.451	**(2)**	89.47	0.076	12:25:47.195
4 -	1:19.426	39.949	***1:59.375***	**(1)**	***89.53***		***12:27:46.570***
5 -	1:19.952	***39.874***	1:59.826	**(3)**	89.19	0.451	12:29:46.396

P9 52 C Ben COTGROVE Triumph - NR Racing

IDEAL LAP TIME : 1:58.828 BEST LAP TIME : 1:58.828 DIFFERENCE : 0.000

LAP	SECTOR 1	SECTOR 2	LAP TIME		MPH	DIFF	TIME OF DAY
1 -		45.191	2:11.502		81.27	12.674	12:21:49.844
2 -	1:20.141	40.656	2:00.797		88.47	1.969	12:23:50.641
3 -	1:19.257	39.855	1:59.112	**(3)**	89.73	0.284	12:25:49.753
4 -	***1:19.027***	***39.801***	***1:58.828***	**(1)**	***89.94***		***12:27:48.581***
5 -	1:19.188	39.850	1:59.038	**(2)**	89.78	0.210	12:29:47.619

P10 11 C Josh HARVEY Yamaha - NR Racing

IDEAL LAP TIME : 2:00.012 BEST LAP TIME : 2:00.051 DIFFERENCE : 0.039

LAP	SECTOR 1	SECTOR 2	LAP TIME		MPH	DIFF	TIME OF DAY
1 -		40.459	2:08.211		83.36	8.160	12:21:46.553
2 -	1:20.216	40.960	2:01.176		88.20	1.125	12:23:47.729
3 -	***1:19.966***	40.202	2:00.168	**(2)**	88.94	0.117	12:25:47.897
4 -	1:20.300	40.539	2:00.839	**(3)**	88.44	0.788	12:27:48.736
5 -	1:20.005	***40.046***	***2:00.051***	**(1)**	***89.02***		***12:29:48.787***

P11 69 Phil SETON Yamaha - Seton Tuning

IDEAL LAP TIME : 2:00.114 BEST LAP TIME : 2:00.162 DIFFERENCE : 0.048

LAP	SECTOR 1	SECTOR 2	LAP TIME		MPH	DIFF	TIME OF DAY
1 -		40.709	2:09.567		82.49	9.405	12:21:47.909
2 -	1:21.160	***40.221***	2:01.381		88.05	1.219	12:23:49.290
3 -	1:20.719	40.434	2:01.153	**(2)**	88.21	0.991	12:25:50.443
4 -	***1:19.893***	40.269	***2:00.162***	**(1)**	***88.94***		***12:27:50.605***
5 -	1:20.732	40.632	2:01.364	**(3)**	88.06	1.202	12:29:51.969

P12 777 C Mason WILLIAMS Yamaha - Steve Jordan Motorcycles

IDEAL LAP TIME : 2:00.998 BEST LAP TIME : 2:01.112 DIFFERENCE : 0.114

LAP	SECTOR 1	SECTOR 2	LAP TIME		MPH	DIFF	TIME OF DAY
1 -		40.589	2:09.018		82.84	7.906	12:21:47.360
2 -	1:20.723	40.471	2:01.194	**(2)**	88.18	0.082	12:23:48.554
3 -	1:20.709	***40.403***	***2:01.112***	**(1)**	***88.24***		***12:25:49.666***
4 -	***1:20.595***	40.678	2:01.273		88.13	0.161	12:27:50.939
5 -	1:20.650	40.561	2:01.211	**(3)**	88.17	0.099	12:29:52.150

P13 68 C Thomas EUSTACE Yamaha - More moto/sublime designs

IDEAL LAP TIME : 2:00.196 BEST LAP TIME : 2:00.227 DIFFERENCE : 0.031

LAP	SECTOR 1	SECTOR 2	LAP TIME		MPH	DIFF	TIME OF DAY
1 -		42.067	2:12.697		80.54	12.470	12:21:51.039
2 -	1:21.312	40.647	2:01.959		87.63	1.732	12:23:52.998
3 -	1:20.272	***39.955***	***2:00.227***	**(1)**	***88.89***		***12:25:53.225***
4 -	***1:20.241***	40.019	2:00.260	**(2)**	88.87	0.033	12:27:53.485

Snetterton
Circuit Length = 2.9689 miles
Start: 12:19 Flag 12:29 End: 12:31

Weather / Track : Cloudy / Dry

BMCRC - MRO Championships 2016 - Rnd 4 @ Snetterton 300

Team Respro MRO 600 inc Clubman 600

RACE 7 - SECTOR ANALYSIS

SECTOR 1 = FL to I1, SECTOR 2 = I1 to FL, DIFF = Difference To Personal Best Lap

5 -	1:20.520	40.033	2:00.553	(3)	88.65	0.326	12:29:54.038

P14 86 C David SHOUBRIDGE Kawasaki - ASAP (allsignsallprint)

IDEAL LAP TIME : 1:59.822 BEST LAP TIME : 2:00.080 DIFFERENCE : 0.258

LAP	SECTOR 1	SECTOR 2	LAP TIME		MPH	DIFF	TIME OF DAY
1 -		41.848	2:12.906		80.41	12.826	12:21:51.248
2 -	1:21.726	40.548	2:02.274		87.41	2.194	12:23:53.522
3 -	1:20.390	40.417	2:00.807	(3)	88.47	0.727	12:25:54.329
4 -	***1:20.088***	40.016	2:00.104	(2)	88.99	0.024	12:27:54.433
5 -	1:20.346	***39.734***	***2:00.080***	**(1)**	***89.00***		***12:29:54.513***

P15 56 C Michael MILLS Yamaha - A51R

IDEAL LAP TIME : 2:03.700 BEST LAP TIME : 2:03.931 DIFFERENCE : 0.231

LAP	SECTOR 1	SECTOR 2	LAP TIME		MPH	DIFF	TIME OF DAY
1 -		41.960	2:14.000		79.76	10.069	12:21:52.342
2 -	1:22.458	***41.473***	***2:03.931***	**(1)**	***86.24***		***12:23:56.273***
3 -	***1:22.227***	41.708	2:03.935	(2)	86.23	0.004	12:26:00.208
4 -	1:24.657	41.609	2:06.266		84.64	2.335	12:28:06.474
5 -	1:22.553	41.869	2:04.422	(3)	85.90	0.491	12:30:10.896

P16 30 C Richard GOODE Yamaha - Wps ltd / Geoff hand automotive engineering

IDEAL LAP TIME : 2:03.786 BEST LAP TIME : 2:04.414 DIFFERENCE : 0.628

LAP	SECTOR 1	SECTOR 2	LAP TIME		MPH	DIFF	TIME OF DAY
1 -		42.397	2:13.514		80.05	9.100	12:21:51.856
2 -	1:23.986	42.491	2:06.477		84.50	2.063	12:23:58.333
3 -	1:23.132	***41.282***	***2:04.414***	**(1)**	***85.90***		***12:26:02.747***
4 -	1:22.838	41.652	2:04.490	(2)	85.85	0.076	12:28:07.237
5 -	***1:22.504***	41.993	2:04.497	(3)	85.85	0.083	12:30:11.734

P17 48 C Jay MATTHEWS Yamaha -

IDEAL LAP TIME : 2:02.634 BEST LAP TIME : 2:03.382 DIFFERENCE : 0.748

LAP	SECTOR 1	SECTOR 2	LAP TIME		MPH	DIFF	TIME OF DAY
1 -		42.249	2:14.940		79.20	11.558	12:21:53.282
2 -	1:23.643	42.374	2:06.017		84.81	2.635	12:23:59.299
3 -	1:22.753	41.866	2:04.619	(2)	85.76	1.237	12:26:03.918
4 -	1:22.693	***40.689***	***2:03.382***	**(1)**	***86.62***		***12:28:07.300***
5 -	***1:21.945***	42.725	2:04.670	(3)	85.73	1.288	12:30:11.970

P18 149 C Callum HAMMETT Yamaha -

IDEAL LAP TIME : 2:03.765 BEST LAP TIME : 2:03.849 DIFFERENCE : 0.084

LAP	SECTOR 1	SECTOR 2	LAP TIME		MPH	DIFF	TIME OF DAY
1 -		41.915	2:13.773		79.89	9.924	12:21:52.115
2 -	1:23.506	42.156	2:05.662	(3)	85.05	1.813	12:23:57.777
3 -	1:24.036	41.769	2:05.805		84.95	1.956	12:26:03.582
4 -	1:23.148	***41.662***	2:04.810	(2)	85.63	0.961	12:28:08.392
5 -	***1:22.103***	41.746	***2:03.849***	**(1)**	***86.29***		***12:30:12.241***

P19 55 C Paul GARNER Yamaha - Area Fifty-One Racing

IDEAL LAP TIME : 2:04.184 BEST LAP TIME : 2:04.336 DIFFERENCE : 0.152

LAP	SECTOR 1	SECTOR 2	LAP TIME		MPH	DIFF	TIME OF DAY
1 -		42.306	2:15.053		79.13	10.717	12:21:53.395
2 -	1:23.279	42.245	2:05.524		85.14	1.188	12:23:58.919
3 -	1:23.149	42.372	2:05.521	(3)	85.14	1.185	12:26:04.440
4 -	***1:22.652***	41.684	***2:04.336***	**(1)**	***85.96***		***12:28:08.776***
5 -	1:22.812	***41.532***	2:04.344	(2)	85.95	0.008	12:30:13.120

Weather / Track : Cloudy / Dry

Snetterton
Circuit Length = 2.9689 miles
Start: 12:19 Flag 12:29 End: 12:31

BMCRC - MRO Championships 2016 - Rnd 4 @ Snetterton 300

Team Respro MRO 600 inc Clubman 600

RACE 7 - SECTOR ANALYSIS

SECTOR 1 = FL to I1, SECTOR 2 = I1 to FL, DIFF = Difference To Personal Best Lap

P20 81 C Liam DUFFETT Honda -

IDEAL LAP TIME : 2:05.502 BEST LAP TIME : 2:05.636 DIFFERENCE : 0.134

LAP	SECTOR 1	SECTOR 2	LAP TIME	MPH	DIFF	TIME OF DAY
1 -		42.446	2:14.783	79.29	9.147	12:21:53.125
2 -	***1:23.449***	42.187	***2:05.636*** **(1)**	***85.07***		***12:23:58.761***
3 -	1:24.178	42.079	2:06.257	84.65	0.621	12:26:05.018
4 -	1:23.767	***42.053***	2:05.820 **(3)**	84.94	0.184	12:28:10.838
5 -	1:23.456	42.234	2:05.690 **(2)**	85.03	0.054	12:30:16.528

P21 77 C Jason HOLLAND Triumph - JH autos imperial car hire

IDEAL LAP TIME : 2:05.074 BEST LAP TIME : 2:05.085 DIFFERENCE : 0.011

LAP	SECTOR 1	SECTOR 2	LAP TIME	MPH	DIFF	TIME OF DAY
1 -		42.342	2:15.938	78.62	10.853	12:21:54.280
2 -	1:23.639	42.244	2:05.883	84.90	0.798	12:24:00.163
3 -	1:23.383	***41.702***	***2:05.085*** **(1)**	***85.44***		***12:26:05.248***
4 -	1:23.687	42.079	2:05.766 **(3)**	84.98	0.681	12:28:11.014
5 -	***1:23.372***	42.361	2:05.733 **(2)**	85.00	0.648	12:30:16.747

P22 22 C Darren DOWDS Yamaha - sublime designs racing

IDEAL LAP TIME : 2:04.609 BEST LAP TIME : 2:05.095 DIFFERENCE : 0.486

LAP	SECTOR 1	SECTOR 2	LAP TIME	MPH	DIFF	TIME OF DAY
1 -		42.403	2:16.682	78.19	11.587	12:21:55.024
2 -	1:23.865	41.786	2:05.651 **(3)**	85.06	0.556	12:24:00.675
3 -	1:23.626	***41.469***	***2:05.095*** **(1)**	***85.43***		***12:26:05.770***
4 -	1:23.436	42.182	2:05.618 **(2)**	85.08	0.523	12:28:11.388
5 -	***1:23.140***	42.539	2:05.679	85.04	0.584	12:30:17.067

P23 7 C Mitch DUCRAN Yamaha -

IDEAL LAP TIME : 2:05.105 BEST LAP TIME : 2:05.304 DIFFERENCE : 0.199

LAP	SECTOR 1	SECTOR 2	LAP TIME	MPH	DIFF	TIME OF DAY
1 -		42.553	2:17.035	77.99	11.731	12:21:55.377
2 -	1:23.799	***41.942***	2:05.741	85.00	0.437	12:24:01.118
3 -	1:23.480	42.003	2:05.483 **(3)**	85.17	0.179	12:26:06.601
4 -	1:23.221	42.136	2:05.357 **(2)**	85.26	0.053	12:28:11.958
5 -	***1:23.163***	42.141	***2:05.304*** **(1)**	***85.29***		***12:30:17.262***

P24 95 Simon MEADOWS Triumph - myself

IDEAL LAP TIME : 2:07.043 BEST LAP TIME : 2:07.720 DIFFERENCE : 0.677

LAP	SECTOR 1	SECTOR 2	LAP TIME	MPH	DIFF	TIME OF DAY
1 -		42.955	2:18.217	77.32	10.497	12:21:56.559
2 -	1:25.179	***42.541***	***2:07.720*** **(1)**	***83.68***		***12:24:04.279***
3 -	1:25.389	42.633	2:08.022 **(2)**	83.48	0.302	12:26:12.301
4 -	***1:24.502***	44.071	2:08.573 **(3)**	83.12	0.853	12:28:20.874
5 -	1:25.720	43.320	2:09.040	82.82	1.320	12:30:29.914

P25 49 C Ross McLURG Kawasaki - E.D.I Building / Steve Jordan Motorcycles

IDEAL LAP TIME : 1:58.710 BEST LAP TIME : 1:58.710 DIFFERENCE : 0.000

LAP	SECTOR 1	SECTOR 2	LAP TIME	MPH	DIFF	TIME OF DAY
1 -		40.521	2:06.612	84.41	7.902	12:21:44.954
2 -	1:19.976	40.168	2:00.144 **(3)**	88.96	1.434	12:23:45.098
3 -	1:20.475	40.385	2:00.860	88.43	2.150	12:25:45.958
4 -	1:19.893	39.858	1:59.751 **(2)**	89.25	1.041	12:27:45.709
5 -	***1:18.957***	***39.753***	***1:58.710*** **(1)**	***90.03***		***12:29:44.419***

P26 32 C Mark PIPER Yamaha - please sponsor me

IDEAL LAP TIME : 1:59.253 BEST LAP TIME : 1:59.347 DIFFERENCE : 0.094

LAP	SECTOR 1	SECTOR 2	LAP TIME	MPH	DIFF	TIME OF DAY

Weather / Track : Cloudy / Dry

Snetterton
Circuit Length = 2.9689 miles
Start: 12:19 Flag 12:29 End: 12:31

BMCRC - MRO Championships 2016 - Rnd 4 @ Snetterton 300

Team Respro MRO 600 inc Clubman 600

RACE 7 - SECTOR ANALYSIS

SECTOR 1 = FL to I1, SECTOR 2 = I1 to FL, DIFF = Difference To Personal Best Lap

1 -		40.856	2:09.038		82.82	9.691	12:21:47.380
2 -	1:19.630	40.478	2:00.108		88.98	0.761	12:23:47.488
3 -	1:19.547	***39.800***	***1:59.347***	**(1)**	***89.55***		***12:25:46.835***
4 -	***1:19.453***	40.165	1:59.618	**(3)**	89.35	0.271	12:27:46.453
5 -	1:19.644	39.845	1:59.489	**(2)**	89.44	0.142	12:29:45.942

P27 40 David SHELVEY Suzuki -

IDEAL LAP TIME : 2:02.610 BEST LAP TIME : 2:02.610 DIFFERENCE : 0.000

LAP	SECTOR 1	SECTOR 2	LAP TIME		MPH	DIFF	TIME OF DAY
1 -		42.228	2:12.745	**(3)**	80.51	10.135	12:21:51.087
2 -	1:23.152	41.050	2:04.202	**(2)**	86.05	1.592	12:23:55.289
3 -	***1:21.745***	***40.865***	***2:02.610***	**(1)**	***87.17***		***12:25:57.899***

P28 195 C Karl SMITH Yamaha - The Flooring Centre Romford

IDEAL LAP TIME : 2:09.821 BEST LAP TIME : 2:09.821 DIFFERENCE : 0.000

LAP	SECTOR 1	SECTOR 2	LAP TIME		MPH	DIFF	TIME OF DAY
1 -		43.818	2:19.435	**(3)**	76.65	9.614	12:21:57.777
2 -	***1:26.324***	***43.497***	***2:09.821***	**(1)**	***82.32***		***12:24:07.598***
3 -	1:27.182	44.373	2:11.555	**(2)**	81.24	1.734	12:26:19.153

P29 184 David TWYFORD Yamaha -

IDEAL LAP TIME : 2:03.957 BEST LAP TIME : 2:11.372 DIFFERENCE : 7.415

LAP	SECTOR 1	SECTOR 2	LAP TIME		MPH	DIFF	TIME OF DAY
1 -		***41.868***	***2:11.372***	**(1)**	***81.35***		***12:21:49.714***

P30 36 C Duncan GROVE Yamaha -

IDEAL LAP TIME : BEST LAP TIME : 2:21.328 DIFFERENCE :

LAP	SECTOR 1	SECTOR 2	LAP TIME		MPH	DIFF	TIME OF DAY
1 -		***44.060***	***2:21.328***	**(1)**	***75.62***		***12:21:59.670***

Weather / Track : Cloudy / Dry

Snetterton
Circuit Length = 2.9689 miles
Start: 12:19 Flag 12:29 End: 12:31

BMCRC - MRO Championships 2016 - Rnd 4 @ Snetterton 300

Team Respro MRO 600 inc Clubman 600

RACE 7 - BEST SECTORS

SECTOR 1				SECTOR 2			IDEAL / BEST COMPARISON					
POS	NO	NAME	TIME	NO	NAME	TIME	POS	NO	NAME	IDEAL	BEST	DIFF
									PERFECT LAP	1:56.267		
1	8	NEWSTEAD	**1:17.565**	127	TINKLER	**38.702**	1	8	NEWSTEAD	1:56.408	1:56.408	0.000
2	127	TINKLER	**1:17.930**	8	NEWSTEAD	**38.843**	2	127	TINKLER	1:56.632	1:56.747	0.115
3	187	HALL	**1:18.597**	6	PETTIT	**39.153**	3	6	PETTIT	1:58.117	1:58.446	0.329
4	49	McLURG	**1:18.957**	74	MORPHETT	**39.524**	4	49	McLURG	1:58.710	1:58.710	0.000
5	6	PETTIT	**1:18.964**	86	SHOUBRIDGE	**39.734**	5	187	HALL	1:58.753	1:58.753	0.000
6	52	COTGROVE	**1:19.027**	49	McLURG	**39.753**	6	52	COTGROVE	1:58.828	1:58.828	0.000
7	111	RUTH	**1:19.206**	14	BURRAGE	**39.762**	7	74	MORPHETT	1:59.005	1:59.005	0.000
8	44	PLATTON	**1:19.411**	32	PIPER	**39.800**	8	32	PIPER	1:59.253	1:59.347	0.094
9	32	PIPER	**1:19.453**	52	COTGROVE	**39.801**	9	111	RUTH	1:59.265	1:59.286	0.021
10	74	MORPHETT	**1:19.481**	44	PLATTON	**39.874**	10	44	PLATTON	1:59.285	1:59.375	0.090
11	69	SETON	**1:19.893**	68	EUSTACE	**39.955**	11	14	BURRAGE	1:59.659	1:59.659	0.000
12	14	BURRAGE	**1:19.897**	11	HARVEY	**40.046**	12	86	SHOUBRIDGE	1:59.822	2:00.080	0.258
13	11	HARVEY	**1:19.966**	111	RUTH	**40.059**	13	11	HARVEY	2:00.012	2:00.051	0.039
14	86	SHOUBRIDGE	**1:20.088**	187	HALL	**40.156**	14	69	SETON	2:00.114	2:00.162	0.048
15	68	EUSTACE	**1:20.241**	69	SETON	**40.221**	15	68	EUSTACE	2:00.196	2:00.227	0.031
16	777	WILLIAMS	**1:20.595**	777	WILLIAMS	**40.403**	16	777	WILLIAMS	2:00.998	2:01.112	0.114
17	40	SHELVEY	**1:21.745**	48	MATTHEWS	**40.689**	17	40	SHELVEY	2:02.610	2:02.610	0.000
18	48	MATTHEWS	**1:21.945**	40	SHELVEY	**40.865**	18	48	MATTHEWS	2:02.634	2:03.382	0.748
19	184	TWYFORD	**1:22.089**	30	GOODE	**41.282**	19	56	MILLS	2:03.700	2:03.931	0.231
20	149	HAMMETT	**1:22.103**	22	DOWDS	**41.469**	20	149	HAMMETT	2:03.765	2:03.849	0.084
21	56	MILLS	**1:22.227**	56	MILLS	**41.473**	21	30	GOODE	2:03.786	2:04.414	0.628
22	30	GOODE	**1:22.504**	55	GARNER	**41.532**	22	184	TWYFORD	2:03.957	2:11.372	7.415
23	55	GARNER	**1:22.652**	149	HAMMETT	**41.662**	23	55	GARNER	2:04.184	2:04.336	0.152
24	22	DOWDS	**1:23.140**	77	HOLLAND	**41.702**	24	22	DOWDS	2:04.609	2:05.095	0.486
25	7	DUCRAN	**1:23.163**	184	TWYFORD	**41.868**	25	77	HOLLAND	2:05.074	2:05.085	0.011
26	77	HOLLAND	**1:23.372**	7	DUCRAN	**41.942**	26	7	DUCRAN	2:05.105	2:05.304	0.199
27	81	DUFFETT	**1:23.449**	81	DUFFETT	**42.053**	27	81	DUFFETT	2:05.502	2:05.636	0.134
28	95	MEADOWS	**1:24.502**	95	MEADOWS	**42.541**	28	95	MEADOWS	2:07.043	2:07.720	0.677
29	195	SMITH	**1:26.324**	195	SMITH	**43.497**	29	195	SMITH	2:09.821	2:09.821	0.000
30				36	GROVE	**44.060**	30	36	GROVE		2:21.328	

Weather / Track : Cloudy / Dry

Snetterton
Circuit Length = 2.9689 miles
Start: 12:19 Flag 12:29 End: 12:31

Results can be found at www.tsl-timing.com

Printed - 12:35 Sunday, 29 May 2016

BMCRC - MRO Championships 2016 - Rnd 4 @ Snetterton 300

Team Respro MRO 600 inc Clubman 600

RACE 17 - CLASSIFICATION

POS	NO	CL	PIC	NAME	ENTRY	LAPS	TIME	GAP	DIFF	MPH	BEST	ON
1	**8**		1	Grant NEWSTEAD	Yamaha - Tinklers Motorcycles	**6**	11:49.500			90.38	**1:56.683**	3
2	**127**		2	David TINKLER	Yamaha -	**6**	11:52.959	**3.459**	3.459	89.94	**1:57.588**	2
3	**74**		3	Joe MORPHETT	Yamaha - Inta / The Bike Shop	**6**	12:00.704	**11.204**	7.745	88.98	**1:58.890**	2
4	**14**		4	Chris BURRAGE	Yamaha - Seton tuning	**6**	12:07.230	**17.730**	6.526	88.18	**1:59.410**	2
5	**44**	C	1	Hayden PLATTON	Kawasaki - NR Racing	**6**	12:15.633	**26.133**	8.403	87.17	**2:00.353**	6
6	**6**	C	2	Dominic PETTIT	Yamaha - Camclad Contractors	**6**	12:16.346	**26.846**	0.713	87.09	**2:00.719**	4
7	**11**	C	3	Josh HARVEY	Yamaha - NR Racing	**6**	12:16.680	**27.180**	0.334	87.05	**1:59.739**	5
8	**52**	C	4	Ben COTGROVE	Triumph - NR Racing	**6**	12:16.782	**27.282**	0.102	87.03	**2:00.684**	4
9	**111**		5	Dan RUTH	Yamaha - Richard Ruth	**6**	12:17.217	**27.717**	0.435	86.98	**2:00.963**	5
10	**32**	C	5	Mark PIPER	Yamaha - please sponsor me	**6**	12:22.970	**33.470**	5.753	86.31	**1:59.816**	4
11	**777**	C	6	Mason WILLIAMS	Yamaha - Steve Jordan Motorcycles	**6**	12:26.468	**36.968**	3.498	85.90	**2:02.875**	6
12	**30**	C	7	Richard GOODE	Yamaha - Wps ltd / Geoff hand automotive engineer	**6**	12:27.012	**37.512**	0.544	85.84	**2:02.702**	6
13	**86**	C	8	David SHOUBRIDGE	Kawasaki - ASAP (allsignsallprint)	**6**	12:28.790	**39.290**	1.778	85.64	**2:02.038**	4
14	**56**	C	9	Michael MILLS	Yamaha - A51R	**6**	12:29.865	**40.365**	1.075	85.51	**2:02.722**	6
15	**149**	C	10	Callum HAMMETT	Yamaha -	**6**	12:35.713	**46.213**	5.848	84.85	**2:04.206**	6
16	**40**		6	David SHELVEY	Suzuki -	**6**	12:36.086	**46.586**	0.373	84.81	**2:04.196**	5
17	**81**	C	11	Liam DUFFETT	Honda -	**6**	12:38.265	**48.765**	2.179	84.57	**2:04.558**	4
18	**55**	C	12	Paul GARNER	Yamaha - Area Fifty-One Racing	**6**	12:38.346	**48.846**	0.081	84.56	**2:03.126**	3
19	**7**	C	13	Mitch DUCRAN	Yamaha -	**6**	12:53.772	**1:04.272**	15.426	82.87	**2:06.411**	6
20	**77**	C	14	Jason HOLLAND	Triumph - JH autos imperial car hire	**6**	13:01.478	**1:11.978**	7.706	82.06	**2:06.612**	2
21	**95**		7	Simon MEADOWS	Triumph - myself	**6**	13:02.699	**1:13.199**	1.221	81.93	**2:08.114**	6
22	**195**	C	15	Karl SMITH	Yamaha - The Flooring Centre Romford	**6**	13:24.502	**1:35.002**	21.803	79.71	**2:10.538**	2
					NOT CLASSIFIED							
DNF	**184**			David TWYFORD	Yamaha -	**1**	2:15.672	**5 Laps**	5 Laps	78.77	**2:15.672**	1
DNF	**187**			Michael HALL	Kawasaki -	**0**						

FASTEST LAP

8		Grant NEWSTEAD	Yamaha - Tinklers Motorcycles	**3**	1:56.683	91.59 mph	147.41 kph
11	C	Josh HARVEY	Yamaha - NR Racing	**5**	1:59.739	89.26 mph	143.65 kph

Class - 90% of Race Speed = 81.34 mph
Class C - 90% of Race Speed = 78.45 mph

Snetterton
Circuit Length = 2.9689 miles
Start: 16:43 Flag 16:55 End: 16:56

Weather / Track : Cloudy / Dry
These results are provisional until the conclusion of any judicial and technical matters.

Clerk Of Course :		Timekeeper :

Results can be found at www.tsl-timing.com

Printed - 16:57 Sunday, 29 May 2016

BMCRC - MRO Championships 2016 - Rnd 4 @ Snetterton 300

Team Respro MRO 600 inc Clubman 600

RACE 17 - LAP CHART

LAP 1 @ 16:45:27.242

NO	BEHIND	LAP TIME
8		2:03.329
127	0.335	2:03.664
74	1.652	2:04.981
14	2.842	2:06.171
44	4.780	2:08.109
6	4.845	2:08.174
52	4.966	2:08.295
111	6.045	2:09.374
777	6.709	2:10.038
30	7.903	2:11.232
86	7.969	2:11.298
11	8.072	2:11.401
56	8.497	2:11.826
55	8.782	2:12.111
149	9.312	2:12.641
81	9.760	2:13.089
32	9.855	2:13.184
40	10.307	2:13.636
77	12.104	2:15.433
184	12.343	2:15.672
7	12.614	2:15.943
195	15.794	2:19.123
95	16.055	2:19.384

LAP 2 @ 16:47:24.659

NO	BEHIND	LAP TIME
8		1:57.417
127	0.506	1:57.588
74	3.125	1:58.890
14	4.835	1:59.410
6	9.218	2:01.790
52	9.472	2:01.923
44	10.098	2:02.735
111	11.071	2:02.443
777	12.806	2:03.514
86	13.134	2:02.582
11	13.745	2:03.090
30	14.074	2:03.588
32	14.108	2:01.670
56	14.929	2:03.849
55	15.278	2:03.913
149	16.559	2:04.664
40	17.160	2:04.270
81	17.643	2:05.300
77	21.299	2:06.612
7	24.546	2:09.349
95	27.986	2:09.348
195	28.915	2:10.538

LAP 3 @ 16:49:21.342

NO	BEHIND	LAP TIME
8		1:56.683
127	1.489	1:57.666
74	5.743	1:59.301
14	8.298	2:00.146
6	14.622	2:02.087
52	14.788	2:01.999
44	15.346	2:01.931
111	15.961	2:01.573
11	18.480	2:01.418
32	19.530	2:02.105
777	19.649	2:03.526
30	20.480	2:03.089
56	21.427	2:03.181
55	21.721	2:03.126
86	24.334	2:07.883
149	25.545	2:05.669
40	25.593	2:05.116
81	25.903	2:04.943
77	35.293	2:10.677
7	36.082	2:08.219
95	40.244	2:08.941
195	44.749	2:12.517

LAP 4 @ 16:51:18.618

NO	BEHIND	LAP TIME
8		1:57.276
127	2.434	1:58.221
74	8.169	1:59.702
14	11.794	2:00.772
6	18.065	2:00.719
52	18.196	2:00.684
44	19.226	2:01.156
111	20.241	2:01.556
11	21.582	2:00.378
32	22.070	1:59.816
777	25.608	2:03.235
30	26.270	2:03.066
56	28.370	2:04.219
55	28.776	2:04.331
86	29.096	2:02.038
149	32.480	2:04.211
40	32.897	2:04.580
81	33.185	2:04.558
7	45.664	2:06.858
77	46.071	2:08.054
95	51.264	2:08.296
195	1:01.358	2:13.885

LAP 5 @ 16:53:15.752

NO	BEHIND	LAP TIME
8		1:57.134
127	3.059	1:57.759
74	9.931	1:58.896
14	15.171	2:00.511
44	23.441	2:01.349
52	23.610	2:02.548
6	23.629	2:02.698
111	24.070	2:00.963
11	24.187	1:59.739
32	24.852	1:59.916
777	31.754	2:03.280
30	32.471	2:03.335
86	34.910	2:02.948
56	35.304	2:04.068
55	39.157	2:07.515
149	39.668	2:04.322
40	39.959	2:04.196
81	40.611	2:04.560
7	55.522	2:06.992
77	58.639	2:09.702
95	1:02.746	2:08.616
195	1:19.169	2:14.945

LAP 6 @ 16:55:13.413

NO	BEHIND	LAP TIME
8		1:57.661
127	3.459	1:58.061
74	11.204	1:58.934
14	17.730	2:00.220
44	26.133	2:00.353
6	26.846	2:00.878
11	27.180	2:00.654
52	27.282	2:01.333
111	27.717	2:01.308
32	33.470	2:06.279
777	36.968	2:02.875
30	37.512	2:02.702
86	39.290	2:02.041
56	40.365	2:02.722
149	46.213	2:04.206
40	46.586	2:04.288
81	48.765	2:05.815
55	48.846	2:07.350
7	1:04.272	2:06.411
77	1:11.978	2:11.000
95	1:13.199	2:08.114
195	1:35.002	2:13.494

Weather / Track : Cloudy / Dry

Snetterton
Circuit Length = 2.9689 miles
Start: 16:43 Flag 16:55 End: 16:56

Results can be found at www.tsl-timing.com

Printed - 16:57 Sunday, 29 May 2016

BMCRC - MRO Championships 2016 - Rnd 4 @ Snetterton 300

Team Respro MRO 600 inc Clubman 600

RACE 17 - SECTOR ANALYSIS

SECTOR 1 = FL to I1, SECTOR 2 = I1 to FL, DIFF = Difference To Personal Best Lap

P1 8 Grant NEWSTEAD Yamaha - Tinklers Motorcycles

IDEAL LAP TIME : 1:56.683 BEST LAP TIME : 1:56.683 DIFFERENCE : 0.000

LAP	SECTOR 1	SECTOR 2	LAP TIME	MPH	DIFF	TIME OF DAY
1 -		39.293	2:03.329	86.66	6.646	16:45:27.242
2 -	1:18.351	39.066	1:57.417	91.02	0.734	16:47:24.659
3 -	***1:17.675***	***39.008***	***1:56.683 (1)***	***91.59***		***16:49:21.342***
4 -	1:17.790	39.486	1:57.276 **(3)**	91.13	0.593	16:51:18.618
5 -	1:17.886	39.248	1:57.134 **(2)**	91.24	0.451	16:53:15.752
6 -	1:18.418	39.243	1:57.661	90.83	0.978	16:55:13.413

P2 127 David TINKLER Yamaha -

IDEAL LAP TIME : 1:57.544 BEST LAP TIME : 1:57.588 DIFFERENCE : 0.044

LAP	SECTOR 1	SECTOR 2	LAP TIME	MPH	DIFF	TIME OF DAY
1 -		***39.089***	2:03.664	86.42	6.076	16:45:27.577
2 -	***1:18.455***	39.133	***1:57.588 (1)***	***90.89***		***16:47:25.165***
3 -	1:18.460	39.206	1:57.666 **(2)**	90.83	0.078	16:49:22.831
4 -	1:18.624	39.597	1:58.221	90.40	0.633	16:51:21.052
5 -	1:18.574	39.185	1:57.759 **(3)**	90.76	0.171	16:53:18.811
6 -	1:18.838	39.223	1:58.061	90.53	0.473	16:55:16.872

P3 74 Joe MORPHETT Yamaha - Inta / The Bike Shop

IDEAL LAP TIME : 1:58.739 BEST LAP TIME : 1:58.890 DIFFERENCE : 0.151

LAP	SECTOR 1	SECTOR 2	LAP TIME	MPH	DIFF	TIME OF DAY
1 -		39.638	2:04.981	85.51	6.091	16:45:28.894
2 -	***1:19.201***	39.689	***1:58.890 (1)***	***89.89***		***16:47:27.784***
3 -	1:19.646	39.655	1:59.301	89.58	0.411	16:49:27.085
4 -	1:19.793	39.909	1:59.702	89.28	0.812	16:51:26.787
5 -	1:19.358	***39.538***	1:58.896 **(2)**	89.89	0.006	16:53:25.683
6 -	1:19.273	39.661	1:58.934 **(3)**	89.86	0.044	16:55:24.617

P4 14 Chris BURRAGE Yamaha - Seton tuning

IDEAL LAP TIME : 1:59.380 BEST LAP TIME : 1:59.410 DIFFERENCE : 0.030

LAP	SECTOR 1	SECTOR 2	LAP TIME	MPH	DIFF	TIME OF DAY
1 -		***39.706***	2:06.171	84.71	6.761	16:45:30.084
2 -	***1:19.674***	39.736	***1:59.410 (1)***	***89.50***		***16:47:29.494***
3 -	1:20.033	40.113	2:00.146 **(2)**	88.95	0.736	16:49:29.640
4 -	1:20.772	40.000	2:00.772	88.49	1.362	16:51:30.412
5 -	1:20.602	39.909	2:00.511	88.68	1.101	16:53:30.923
6 -	1:20.328	39.892	2:00.220 **(3)**	88.90	0.810	16:55:31.143

P5 44 C Hayden PLATTON Kawasaki - NR Racing

IDEAL LAP TIME : 2:00.333 BEST LAP TIME : 2:00.353 DIFFERENCE : 0.020

LAP	SECTOR 1	SECTOR 2	LAP TIME	MPH	DIFF	TIME OF DAY
1 -		40.363	2:08.109	83.42	7.756	16:45:32.022
2 -	1:22.389	40.346	2:02.735	87.08	2.382	16:47:34.757
3 -	1:21.247	40.684	2:01.931	87.65	1.578	16:49:36.688
4 -	1:21.041	40.115	2:01.156 **(2)**	88.21	0.803	16:51:37.844
5 -	***1:20.467***	40.882	2:01.349 **(3)**	88.07	0.996	16:53:39.193
6 -	1:20.487	***39.866***	***2:00.353 (1)***	***88.80***		***16:55:39.546***

P6 6 C Dominic PETTIT Yamaha - Camclad Contractors

IDEAL LAP TIME : 2:00.590 BEST LAP TIME : 2:00.719 DIFFERENCE : 0.129

LAP	SECTOR 1	SECTOR 2	LAP TIME	MPH	DIFF	TIME OF DAY
1 -		40.661	2:08.174	83.38	7.455	16:45:32.087
2 -	1:21.260	40.530	2:01.790 **(3)**	87.75	1.071	16:47:33.877
3 -	1:21.009	41.078	2:02.087	87.54	1.368	16:49:35.964
4 -	***1:20.555***	40.164	***2:00.719 (1)***	***88.53***		***16:51:36.683***
5 -	1:21.998	40.700	2:02.698	87.10	1.979	16:53:39.381

Snetterton
Circuit Length = 2.9689 miles
Start: 16:43 Flag 16:55 End: 16:56

Weather / Track : Cloudy / Dry

BMCRC - MRO Championships 2016 - Rnd 4 @ Snetterton 300

Team Respro MRO 600 inc Clubman 600

RACE 17 - SECTOR ANALYSIS

SECTOR 1 = FL to I1, SECTOR 2 = I1 to FL, DIFF = Difference To Personal Best Lap

6 -	1:20.843	***40.035***	2:00.878	**(2)**	88.42	0.159	16:55:40.259

P7 11 C Josh HARVEY Yamaha - NR Racing

IDEAL LAP TIME : 1:59.631 BEST LAP TIME : 1:59.739 DIFFERENCE : 0.108

LAP	SECTOR 1	SECTOR 2	LAP TIME		MPH	DIFF	TIME OF DAY
1 -		41.217	2:11.401		81.33	11.662	16:45:35.314
2 -	1:22.128	40.962	2:03.090		86.83	3.351	16:47:38.404
3 -	1:21.355	40.063	2:01.418		88.02	1.679	16:49:39.822
4 -	1:20.320	40.058	2:00.378	**(2)**	88.78	0.639	16:51:40.200
5 -	***1:20.052***	39.687	***1:59.739***	**(1)**	***89.26***		***16:53:39.939***
6 -	1:21.075	***39.579***	2:00.654	**(3)**	88.58	0.915	16:55:40.593

P8 52 C Ben COTGROVE Triumph - NR Racing

IDEAL LAP TIME : 2:00.684 BEST LAP TIME : 2:00.684 DIFFERENCE : 0.000

LAP	SECTOR 1	SECTOR 2	LAP TIME		MPH	DIFF	TIME OF DAY
1 -		40.336	2:08.295		83.30	7.611	16:45:32.208
2 -	1:21.851	40.072	2:01.923	**(3)**	87.66	1.239	16:47:34.131
3 -	1:21.231	40.768	2:01.999		87.60	1.315	16:49:36.130
4 -	***1:20.810***	***39.874***	***2:00.684***	**(1)**	***88.56***		***16:51:36.814***
5 -	1:21.301	41.247	2:02.548		87.21	1.864	16:53:39.362
6 -	1:20.903	40.430	2:01.333	**(2)**	88.08	0.649	16:55:40.695

P9 111 Dan RUTH Yamaha - Richard Ruth

IDEAL LAP TIME : 2:00.470 BEST LAP TIME : 2:00.963 DIFFERENCE : 0.493

LAP	SECTOR 1	SECTOR 2	LAP TIME		MPH	DIFF	TIME OF DAY
1 -		40.767	2:09.374		82.61	8.411	16:45:33.287
2 -	1:21.692	40.751	2:02.443		87.29	1.480	16:47:35.730
3 -	1:20.949	40.624	2:01.573		87.91	0.610	16:49:37.303
4 -	1:21.064	40.492	2:01.556	**(3)**	87.92	0.593	16:51:38.859
5 -	***1:20.593***	40.370	***2:00.963***	**(1)**	***88.35***		***16:53:39.822***
6 -	1:21.431	***39.877***	2:01.308	**(2)**	88.10	0.345	16:55:41.130

P10 32 C Mark PIPER Yamaha - please sponsor me

IDEAL LAP TIME : 1:59.681 BEST LAP TIME : 1:59.816 DIFFERENCE : 0.135

LAP	SECTOR 1	SECTOR 2	LAP TIME		MPH	DIFF	TIME OF DAY
1 -		40.543	2:13.184		80.25	13.368	16:45:37.097
2 -	1:20.886	40.784	2:01.670	**(3)**	87.84	1.854	16:47:38.767
3 -	1:21.366	40.739	2:02.105		87.53	2.289	16:49:40.872
4 -	***1:19.562***	40.254	***1:59.816***	**(1)**	***89.20***		***16:51:40.688***
5 -	1:19.797	***40.119***	1:59.916	**(2)**	89.12	0.100	16:53:40.604
6 -	1:23.488	42.791	2:06.279		84.63	6.463	16:55:46.883

P11 777 C Mason WILLIAMS Yamaha - Steve Jordan Motorcycles

IDEAL LAP TIME : 2:02.831 BEST LAP TIME : 2:02.875 DIFFERENCE : 0.044

LAP	SECTOR 1	SECTOR 2	LAP TIME		MPH	DIFF	TIME OF DAY
1 -		***40.747***	2:10.038		82.19	7.163	16:45:33.951
2 -	1:22.387	41.127	2:03.514		86.53	0.639	16:47:37.465
3 -	1:22.282	41.244	2:03.526		86.52	0.651	16:49:40.991
4 -	1:22.139	41.096	2:03.235	**(2)**	86.72	0.360	16:51:44.226
5 -	1:22.332	40.948	2:03.280	**(3)**	86.69	0.405	16:53:47.506
6 -	***1:22.084***	40.791	***2:02.875***	**(1)**	***86.98***		***16:55:50.381***

P12 30 C Richard GOODE Yamaha - Wps ltd / Geoff hand automotive engineering

IDEAL LAP TIME : 2:02.571 BEST LAP TIME : 2:02.702 DIFFERENCE : 0.131

LAP	SECTOR 1	SECTOR 2	LAP TIME		MPH	DIFF	TIME OF DAY
1 -		41.140	2:11.232		81.44	8.530	16:45:35.145
2 -	1:22.169	41.419	2:03.588		86.48	0.886	16:47:38.733
3 -	1:22.045	41.044	2:03.089	**(3)**	86.83	0.387	16:49:41.822

Snetterton
Circuit Length = 2.9689 miles
Start: 16:43 Flag 16:55 End: 16:56

Weather / Track : Cloudy / Dry

BMCRC - MRO Championships 2016 - Rnd 4 @ Snetterton 300

Team Respro MRO 600 inc Clubman 600

RACE 17 - SECTOR ANALYSIS

SECTOR 1 = FL to I1, SECTOR 2 = I1 to FL, DIFF = Difference To Personal Best Lap

4 -	***1:21.611***	41.455	2:03.066	**(2)**	86.84	0.364	16:51:44.888
5 -	1:21.883	41.452	2:03.335		86.65	0.633	16:53:48.223
6 -	1:21.742	***40.960***	***2:02.702***	**(1)**	***87.10***		***16:55:50.925***

P13 86 C David SHOUBRIDGE Kawasaki - ASAP (allsignsallprint)

IDEAL LAP TIME : 2:01.404 BEST LAP TIME : 2:02.038 DIFFERENCE : 0.634

LAP	SECTOR 1	SECTOR 2	LAP TIME		MPH	DIFF	TIME OF DAY
1 -		41.145	2:11.298		81.40	9.260	16:45:35.211
2 -	1:21.597	40.985	2:02.582	**(3)**	87.19	0.544	16:47:37.793
3 -	1:22.425	45.458	2:07.883		83.57	5.845	16:49:45.676
4 -	1:21.688	***40.350***	***2:02.038***	**(1)**	***87.57***		***16:51:47.714***
5 -	1:22.040	40.908	2:02.948		86.93	0.910	16:53:50.662
6 -	***1:21.054***	40.987	2:02.041	**(2)**	87.57	0.003	16:55:52.703

P14 56 C Michael MILLS Yamaha - A51R

IDEAL LAP TIME : 2:02.722 BEST LAP TIME : 2:02.722 DIFFERENCE : 0.000

LAP	SECTOR 1	SECTOR 2	LAP TIME		MPH	DIFF	TIME OF DAY
1 -		41.489	2:11.826		81.07	9.104	16:45:35.739
2 -	1:22.653	41.196	2:03.849	**(3)**	86.29	1.127	16:47:39.588
3 -	1:21.954	41.227	2:03.181	**(2)**	86.76	0.459	16:49:42.769
4 -	1:22.573	41.646	2:04.219		86.04	1.497	16:51:46.988
5 -	1:22.528	41.540	2:04.068		86.14	1.346	16:53:51.056
6 -	***1:21.611***	***41.111***	***2:02.722***	**(1)**	***87.09***		***16:55:53.778***

P15 149 C Callum HAMMETT Yamaha -

IDEAL LAP TIME : 2:03.866 BEST LAP TIME : 2:04.206 DIFFERENCE : 0.340

LAP	SECTOR 1	SECTOR 2	LAP TIME		MPH	DIFF	TIME OF DAY
1 -		41.726	2:12.641		80.57	8.435	16:45:36.554
2 -	1:23.041	41.623	2:04.664		85.73	0.458	16:47:41.218
3 -	1:23.281	42.388	2:05.669		85.04	1.463	16:49:46.887
4 -	1:22.752	41.459	2:04.211	**(2)**	86.04	0.005	16:51:51.098
5 -	***1:22.496***	41.826	2:04.322	**(3)**	85.97	0.116	16:53:55.420
6 -	1:22.836	***41.370***	***2:04.206***	**(1)**	***86.05***		***16:55:59.626***

P16 40 David SHELVEY Suzuki -

IDEAL LAP TIME : 2:03.614 BEST LAP TIME : 2:04.196 DIFFERENCE : 0.582

LAP	SECTOR 1	SECTOR 2	LAP TIME		MPH	DIFF	TIME OF DAY
1 -		41.666	2:13.636		79.97	9.440	16:45:37.549
2 -	***1:22.403***	41.867	2:04.270	**(2)**	86.00	0.074	16:47:41.819
3 -	1:22.729	42.387	2:05.116		85.42	0.920	16:49:46.935
4 -	1:23.057	41.523	2:04.580		85.79	0.384	16:51:51.515
5 -	1:22.734	41.462	***2:04.196***	**(1)**	***86.05***		***16:53:55.711***
6 -	1:23.077	***41.211***	2:04.288	**(3)**	85.99	0.092	16:55:59.999

P17 81 C Liam DUFFETT Honda -

IDEAL LAP TIME : 2:04.173 BEST LAP TIME : 2:04.558 DIFFERENCE : 0.385

LAP	SECTOR 1	SECTOR 2	LAP TIME		MPH	DIFF	TIME OF DAY
1 -		41.891	2:13.089		80.30	8.531	16:45:37.002
2 -	1:23.540	41.760	2:05.300		85.29	0.742	16:47:42.302
3 -	***1:22.693***	42.250	2:04.943	**(3)**	85.54	0.385	16:49:47.245
4 -	1:23.053	41.505	***2:04.558***	**(1)**	***85.80***		***16:51:51.803***
5 -	1:23.080	***41.480***	2:04.560	**(2)**	85.80	0.002	16:53:56.363
6 -	1:23.338	42.477	2:05.815		84.95	1.257	16:56:02.178

P18 55 C Paul GARNER Yamaha - Area Fifty-One Racing

IDEAL LAP TIME : 2:03.126 BEST LAP TIME : 2:03.126 DIFFERENCE : 0.000

LAP	SECTOR 1	SECTOR 2	LAP TIME		MPH	DIFF	TIME OF DAY
1 -		41.543	2:12.111		80.90	8.985	16:45:36.024

Weather / Track : Cloudy / Dry

Snetterton
Circuit Length = 2.9689 miles
Start: 16:43 Flag 16:55 End: 16:56

BMCRC - MRO Championships 2016 - Rnd 4 @ Snetterton 300

Team Respro MRO 600 inc Clubman 600

RACE 17 - SECTOR ANALYSIS

SECTOR 1 = FL to I1, SECTOR 2 = I1 to FL, DIFF = Difference To Personal Best Lap

2 -	1:22.515	41.398	2:03.913	(2)	86.25	0.787	16:47:39.937
3 -	***1:21.850***	***41.276***	***2:03.126***	**(1)**	***86.80***		***16:49:43.063***
4 -	1:22.496	41.835	2:04.331	(3)	85.96	1.205	16:51:47.394
5 -	1:24.573	42.942	2:07.515		83.81	4.389	16:53:54.909
6 -	1:24.631	42.719	2:07.350		83.92	4.224	16:56:02.259

P19 7 C Mitch DUCRAN Yamaha -

IDEAL LAP TIME : 2:06.175 BEST LAP TIME : 2:06.411 DIFFERENCE : 0.236

LAP	SECTOR 1	SECTOR 2	LAP TIME		MPH	DIFF	TIME OF DAY
1 -		42.422	2:15.943		78.62	9.532	16:45:39.856
2 -	1:25.049	44.300	2:09.349		82.62	2.938	16:47:49.205
3 -	1:25.725	42.494	2:08.219		83.35	1.808	16:49:57.424
4 -	1:25.071	***41.787***	2:06.858	(2)	84.25	0.447	16:52:04.282
5 -	1:24.471	42.521	2:06.992	(3)	84.16	0.581	16:54:11.274
6 -	***1:24.388***	42.023	***2:06.411***	**(1)**	***84.55***		***16:56:17.685***

P20 77 C Jason HOLLAND Triumph - JH autos imperial car hire

IDEAL LAP TIME : 2:06.370 BEST LAP TIME : 2:06.612 DIFFERENCE : 0.242

LAP	SECTOR 1	SECTOR 2	LAP TIME		MPH	DIFF	TIME OF DAY
1 -		42.683	2:15.433		78.91	8.821	16:45:39.346
2 -	***1:24.494***	42.118	***2:06.612***	**(1)**	***84.41***		***16:47:45.958***
3 -	1:25.903	44.774	2:10.677		81.79	4.065	16:49:56.635
4 -	1:26.178	***41.876***	2:08.054	(2)	83.46	1.442	16:52:04.689
5 -	1:25.356	44.346	2:09.702	(3)	82.40	3.090	16:54:14.391
6 -	1:26.190	44.810	2:11.000		81.58	4.388	16:56:25.391

P21 95 Simon MEADOWS Triumph - myself

IDEAL LAP TIME : 2:07.982 BEST LAP TIME : 2:08.114 DIFFERENCE : 0.132

LAP	SECTOR 1	SECTOR 2	LAP TIME		MPH	DIFF	TIME OF DAY
1 -		43.877	2:19.384		76.68	11.270	16:45:43.297
2 -	1:26.050	43.298	2:09.348		82.63	1.234	16:47:52.645
3 -	1:25.817	***43.124***	2:08.941		82.89	0.827	16:50:01.586
4 -	1:25.052	43.244	2:08.296	(2)	83.30	0.182	16:52:09.882
5 -	1:25.430	43.186	2:08.616	(3)	83.10	0.502	16:54:18.498
6 -	***1:24.858***	43.256	***2:08.114***	**(1)**	***83.42***		***16:56:26.612***

P22 195 C Karl SMITH Yamaha - The Flooring Centre Romford

IDEAL LAP TIME : 2:10.538 BEST LAP TIME : 2:10.538 DIFFERENCE : 0.000

LAP	SECTOR 1	SECTOR 2	LAP TIME		MPH	DIFF	TIME OF DAY
1 -		44.352	2:19.123		76.82	8.585	16:45:43.036
2 -	***1:26.480***	***44.058***	***2:10.538***	**(1)**	***81.87***		***16:47:53.574***
3 -	1:27.304	45.213	2:12.517	(2)	80.65	1.979	16:50:06.091
4 -	1:28.462	45.423	2:13.885		79.83	3.347	16:52:19.976
5 -	1:29.602	45.343	2:14.945		79.20	4.407	16:54:34.921
6 -	1:28.681	44.813	2:13.494	(3)	80.06	2.956	16:56:48.415

P23 184 David TWYFORD Yamaha -

IDEAL LAP TIME : 2:08.208 BEST LAP TIME : 2:15.672 DIFFERENCE : 7.464

LAP	SECTOR 1	SECTOR 2	LAP TIME		MPH	DIFF	TIME OF DAY
1 -		***43.100***	***2:15.672***	**(1)**	***78.77***		***16:45:39.585***

Weather / Track : Cloudy / Dry

Snetterton
Circuit Length = 2.9689 miles
Start: 16:43 Flag 16:55 End: 16:56

BMCRC - MRO Championships 2016 - Rnd 4 @ Snetterton 300

Team Respro MRO 600 inc Clubman 600

RACE 17 - BEST SECTORS

SECTOR 1				SECTOR 2			IDEAL / BEST COMPARISON					
POS	NO	NAME	TIME	NO	NAME	TIME	POS	NO	NAME	IDEAL	BEST	DIFF
									PERFECT LAP	1:56.683		
1	8	NEWSTEAD	**1:17.675**	8	NEWSTEAD	**39.008**	1	8	NEWSTEAD	1:56.683	1:56.683	0.000
2	127	TINKLER	**1:18.455**	127	TINKLER	**39.089**	2	127	TINKLER	1:57.544	1:57.588	0.044
3	74	MORPHETT	**1:19.201**	74	MORPHETT	**39.538**	3	74	MORPHETT	1:58.739	1:58.890	0.151
4	32	PIPER	**1:19.562**	11	HARVEY	**39.579**	4	14	BURRAGE	1:59.380	1:59.410	0.030
5	14	BURRAGE	**1:19.674**	14	BURRAGE	**39.706**	5	11	HARVEY	1:59.631	1:59.739	0.108
6	11	HARVEY	**1:20.052**	44	PLATTON	**39.866**	6	32	PIPER	1:59.681	1:59.816	0.135
7	44	PLATTON	**1:20.467**	52	COTGROVE	**39.874**	7	44	PLATTON	2:00.333	2:00.353	0.020
8	6	PETTIT	**1:20.555**	111	RUTH	**39.877**	8	111	RUTH	2:00.470	2:00.963	0.493
9	111	RUTH	**1:20.593**	6	PETTIT	**40.035**	9	6	PETTIT	2:00.590	2:00.719	0.129
10	52	COTGROVE	**1:20.810**	32	PIPER	**40.119**	10	52	COTGROVE	2:00.684	2:00.684	0.000
11	86	SHOUBRIDGE	**1:21.054**	86	SHOUBRIDGE	**40.350**	11	86	SHOUBRIDGE	2:01.404	2:02.038	0.634
12	30	GOODE	**1:21.611**	777	WILLIAMS	**40.747**	12	30	GOODE	2:02.571	2:02.702	0.131
13	56	MILLS	**1:21.611**	30	GOODE	**40.960**	13	56	MILLS	2:02.722	2:02.722	0.000
14	55	GARNER	**1:21.850**	56	MILLS	**41.111**	14	777	WILLIAMS	2:02.831	2:02.875	0.044
15	777	WILLIAMS	**1:22.084**	40	SHELVEY	**41.211**	15	55	GARNER	2:03.126	2:03.126	0.000
16	40	SHELVEY	**1:22.403**	55	GARNER	**41.276**	16	40	SHELVEY	2:03.614	2:04.196	0.582
17	149	HAMMETT	**1:22.496**	149	HAMMETT	**41.370**	17	149	HAMMETT	2:03.866	2:04.206	0.340
18	81	DUFFETT	**1:22.693**	81	DUFFETT	**41.480**	18	81	DUFFETT	2:04.173	2:04.558	0.385
19	7	DUCRAN	**1:24.388**	7	DUCRAN	**41.787**	19	7	DUCRAN	2:06.175	2:06.411	0.236
20	77	HOLLAND	**1:24.494**	77	HOLLAND	**41.876**	20	77	HOLLAND	2:06.370	2:06.612	0.242
21	95	MEADOWS	**1:24.858**	184	TWYFORD	**43.100**	21	95	MEADOWS	2:07.982	2:08.114	0.132
22	184	TWYFORD	**1:25.108**	95	MEADOWS	**43.124**	22	184	TWYFORD	2:08.208	2:15.672	7.464
23	195	SMITH	**1:26.480**	195	SMITH	**44.058**	23	195	SMITH	2:10.538	2:10.538	0.000
24												

Weather / Track : Cloudy / Dry

Snetterton
Circuit Length = 2.9689 miles
Start: 16:43 Flag 16:55 End: 16:56

Results can be found at www.tsl-timing.com

Printed - 16:57 Sunday, 29 May 2016

MRO Minitwins

Snetterton 300

28th & 29th May 2016

Results Provided by Timing Solutions Ltd
www.tsl-timing.com

Snetterton 300

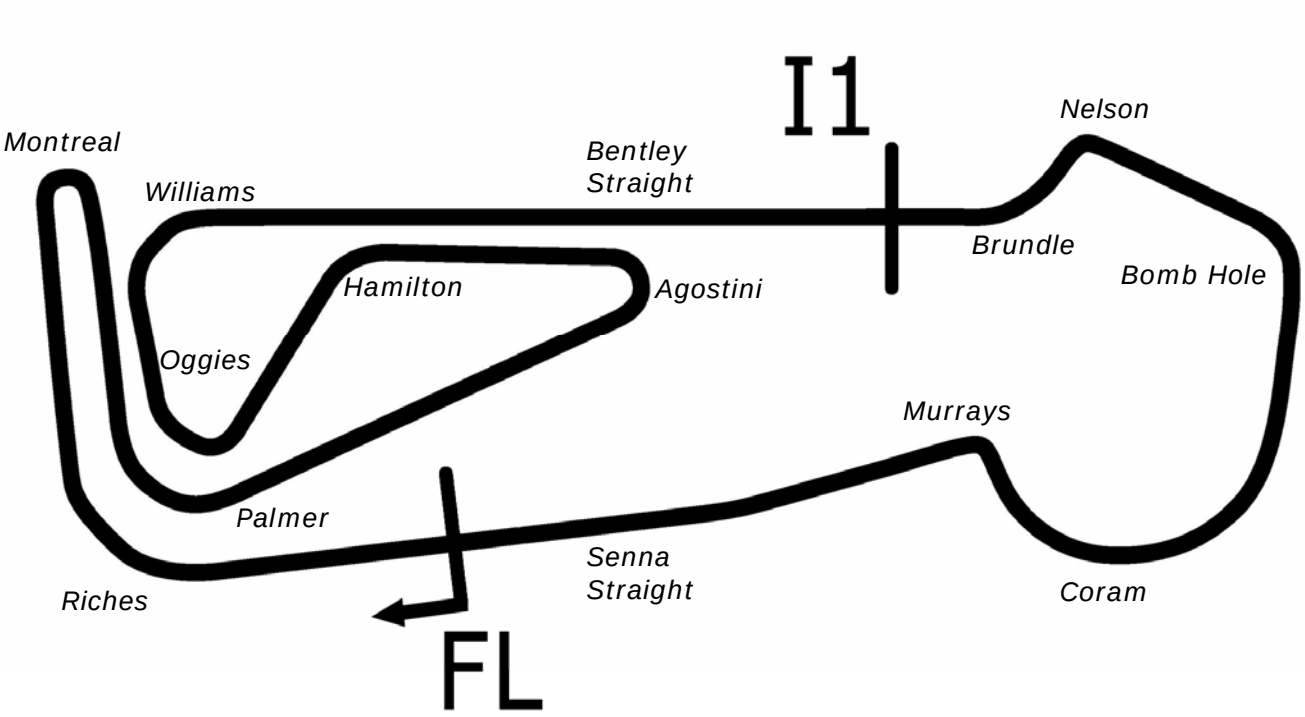

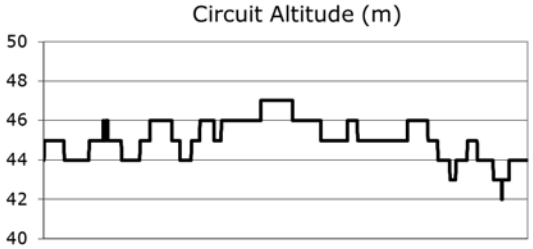

Length	2.9689 miles	4778.0 m	
FL		52.46340 N	0.94476 E
I1	3198m	52.46617 N	0.94964 E
Pit Entry	4572m	52.46364 N	0.94774 E
Pit Exit	40m after FL	52.46338 N	0.94420 E

Pit Entry–Pit Exit 246m, 14.7s @60kph, 11.0s @80kph

All results available at www.tsl-timing.com

BMCRC - MRO Championships 2016 - Rnd 4 @ Snetterton 300

MRO Minitwins

QUALIFYING - CLASSIFICATION

POS	NO	NAME	ENTRY	TIME	ON	LAPS	GAP	DIFF	MPH
1	95	Grant ROBERTSON	Suzuki -	2:05.014	5	7			85.49
2	76	Charlie KING	Suzuki - Lad and Dad Racing	2:05.651	7	7	0.637	0.637	85.06
3	7	Richard HICKLING	Suzuki - Think Cars / Lids By Wood	2:05.677	4	5	0.663	0.026	85.04
4	26	Glynn DAVIES	Suzuki -	2:06.656	7	7	1.642	0.979	84.38
5	35	Tyler WALSH	Suzuki - GBR Powerlines	2:06.694	4	5	1.680	0.038	84.36
6	174	Daniel SINGLETON	Suzuki - SDC	2:07.580	3	6	2.566	0.886	83.77
7	118	James PLUMMER	Suzuki -	2:07.889	3	3	2.875	0.309	83.57
8	86	Paul WITHERINGTON	Suzuki - P&R plumbing	2:08.037	5	7	3.023	0.148	83.47
9	68	Thomas EUSTACE	Suzuki - More moto/sublime designs	2:08.171	4	4	3.157	0.134	83.38
10	111	Ryan FOLKES	Suzuki -	2:08.781	5	7	3.767	0.610	82.99
11	5	Barry MANTELL	Suzuki - Swedish car connection	2:09.011	5	7	3.997	0.230	82.84
12	142	Chris KENT	Suzuki - More moto	2:09.173	4	4	4.159	0.162	82.74
13	124	Kurtis BUTLER	Suzuki - PGVM / 3vk	2:09.319	3	5	4.305	0.146	82.64
14	22	Darren DOWDS	Suzuki - sublime designs racing	2:09.875	6	7	4.861	0.556	82.29
15	98	Steven TOPPING	Suzuki -	2:10.133	5	7	5.119	0.258	82.13
16	199	Lloyd COLLINS	Suzuki - Warren Drives	2:10.865	5	7	5.851	0.732	81.67
17	444	Mark WILLIAMS	Suzuki - F.C.L MOTORCYCLES	2:11.195	5	7	6.181	0.330	81.46
18	97	Jake PACKHAM	Suzuki -	2:11.211	6	7	6.197	0.016	81.45
19	19	Kevin LILLEY	Suzuki - Vanson Leathers	2:11.881	7	7	6.867	0.670	81.04
20	51	Theo RUTTER	Suzuki - Sublime Designs Racing/RRC	2:13.121	2	2	8.107	1.240	80.28
21	192	Daniel MOFFA	Suzuki - Forest Stump	2:13.327	6	7	8.313	0.206	80.16
22	15	Stephen JONES	Suzuki - MW SOLICITORS	2:14.264	5	7	9.250	0.937	79.60
23	25	Harrison DAY	Suzuki -	2:14.668	7	7	9.654	0.404	79.36
24	12	Stephen EDWARDS	Suzuki -	2:14.782	6	7	9.768	0.114	79.29
25	21	Carl MITCHELL	Suzuki - HB REAVIS Real Estate	2:15.161	6	7	10.147	0.379	79.07
26	38	Bob COUCHMAN	Suzuki -	2:15.373	5	7	10.359	0.212	78.95
27	28	Dominic VEASEY	Suzuki -	2:15.743	4	7	10.729	0.370	78.73
28	72	Kevin MILLER	Suzuki - Mechanical Air Supplies Ltd	2:16.318	6	7	11.304	0.575	78.40
29	32	Chris THAY	Suzuki - Scell-it uk	2:16.629	6	6	11.615	0.311	78.22
30	17	Ieva BAUBLYTE	Suzuki - 1st Moto Solutions	2:17.182	4	5	12.168	0.553	77.91
31	48	Shaun WALLIS	Suzuki -	2:17.353	6	6	12.339	0.171	77.81
32	75	Patrick SMITH	Suzuki -	2:17.757	4	4	12.743	0.404	77.58
33	140	Daniel SALES	Suzuki -	2:17.941	6	7	12.927	0.184	77.48
34	93	Jack WALLIS	Suzuki - Grumpdad	2:18.378	4	6	13.364	0.437	77.23
35	23	Claire BECKETT	Suzuki -	2:19.441	6	6	14.427	1.063	76.64
36	66	Mark SMITH	Suzuki - Nick&Brian Scott fisheries	2:19.865	3	6	14.851	0.424	76.41
37	67	Mike DEVALL	Suzuki -	2:21.488	6	7	16.474	1.623	75.54
38	20	Jose TOUCEDA	Suzuki - Cell2	2:23.018	2	2	18.004	1.530	74.73
39	31	Kelvin EVENDEN	Suzuki - Glosrose Group	2:24.530	5	6	19.516	1.512	73.95
40	55	Michael COPLEY	Suzuki - Jayne copley	2:25.161	3	6	20.147	0.631	73.62

Snetterton
Circuit Length = 2.9689 miles
Start: 09:18 Flag 09:33 End: 09:35

Weather / Track : Cloudy / Dry

These results are provisional until the conclusion of any judicial and technical matters.

Clerk Of Course :		Timekeeper :

Results can be found at www.tsl-timing.com

Printed - 09:36 Saturday, 28 May 2016

BMCRC - MRO Championships 2016 - Rnd 4 @ Snetterton 300

MRO Minitwins

QUALIFYING - SECTOR ANALYSIS

SECTOR 1 = FL to I1, SECTOR 2 = I1 to FL, DIFF = Difference To Personal Best Lap

P1 95 Grant ROBERTSON Suzuki -

IDEAL LAP TIME : 2:04.981 BEST LAP TIME : 2:05.014 DIFFERENCE : 0.033

LAP	SECTOR 1	SECTOR 2	LAP TIME	MPH	DIFF	TIME OF DAY
1 -	1:32.213	42.827	2:15.040	79.14	10.026	09:21:07.984
2 -	1:25.198	41.731	2:06.929	84.20	1.915	09:23:14.913
3 -	1:24.393	41.413	2:05.806 **(3)**	84.95	0.792	09:25:20.719
4 -	1:23.726	***41.325***	2:05.051 **(2)**	85.46	0.037	09:27:25.770
5 -	***1:23.656***	41.358	***2:05.014*** **(1)**	***85.49***		***09:29:30.784***
6 -	1:24.585	41.555	2:06.140	84.73	1.126	09:31:36.924
7 -	1:25.312	42.654	2:07.966	83.52	2.952	09:33:44.890

P2 76 Charlie KING Suzuki - Lad and Dad Racing

IDEAL LAP TIME : 2:05.651 BEST LAP TIME : 2:05.651 DIFFERENCE : 0.000

LAP	SECTOR 1	SECTOR 2	LAP TIME	MPH	DIFF	TIME OF DAY
1 -	1:33.097	44.585	2:17.682	77.62	12.031	09:21:15.781
2 -	1:28.351	42.720	2:11.071	81.54	5.420	09:23:26.852
3 -	1:26.228	42.304	2:08.532	83.15	2.881	09:25:35.384
4 -	1:25.016	41.863	2:06.879 **(3)**	84.23	1.228	09:27:42.263
5 -	1:24.597	41.729	2:06.326 **(2)**	84.60	0.675	09:29:48.589
6 -	1:24.888	42.717	2:07.605	83.75	1.954	09:31:56.194
7 -	***1:24.274***	***41.377***	***2:05.651*** **(1)**	***85.06***		***09:34:01.845***

P3 7 Richard HICKLING Suzuki - Think Cars / Lids By Wood

IDEAL LAP TIME : 2:05.625 BEST LAP TIME : 2:05.677 DIFFERENCE : 0.052

LAP	SECTOR 1	SECTOR 2	LAP TIME	MPH	DIFF	TIME OF DAY
1 -	1:33.036	43.823	2:16.859	78.09	11.182	09:21:12.409
2 -	1:25.717	42.512	2:08.229	83.35	2.552	09:23:20.638
3 -	1:24.364	42.051	2:06.415 **(2)**	84.54	0.738	09:25:27.053
4 -	1:24.073	***41.604***	***2:05.677*** **(1)**	***85.04***		***09:27:32.730***
5 -	***1:24.021***	42.472	2:06.493 **(3)**	84.49	0.816	09:29:39.223

P4 26 Glynn DAVIES Suzuki -

IDEAL LAP TIME : 2:06.160 BEST LAP TIME : 2:06.656 DIFFERENCE : 0.496

LAP	SECTOR 1	SECTOR 2	LAP TIME	MPH	DIFF	TIME OF DAY
1 -	1:33.568	45.209	2:18.777	77.01	12.121	09:21:15.104
2 -	1:26.468	42.807	2:09.275	82.67	2.619	09:23:24.379
3 -	1:25.044	42.179	2:07.223 **(3)**	84.01	0.567	09:25:31.602
4 -	1:25.453	42.377	2:07.830	83.61	1.174	09:27:39.432
5 -	1:24.979	41.836	2:06.815 **(2)**	84.28	0.159	09:29:46.247
6 -	1:25.931	***41.731***	2:07.662	83.72	1.006	09:31:53.909
7 -	***1:24.429***	42.227	***2:06.656*** **(1)**	***84.38***		***09:34:00.565***

P5 35 Tyler WALSH Suzuki - GBR Powerlines

IDEAL LAP TIME : 2:06.694 BEST LAP TIME : 2:06.694 DIFFERENCE : 0.000

LAP	SECTOR 1	SECTOR 2	LAP TIME	MPH	DIFF	TIME OF DAY
1 -	1:32.271	44.514	2:16.785	78.13	10.091	09:21:14.333
2 -	1:26.716	42.880	2:09.596	82.47	2.902	09:23:23.929
3 -	1:25.065	42.440	2:07.505 **(3)**	83.82	0.811	09:25:31.434
4 -	***1:24.651***	***42.043***	***2:06.694*** **(1)**	***84.36***		***09:27:38.128***
5 -	1:24.669	42.164	2:06.833 **(2)**	84.26	0.139	09:29:44.961

P6 174 Daniel SINGLETON Suzuki - SDC

IDEAL LAP TIME : 2:07.483 BEST LAP TIME : 2:07.580 DIFFERENCE : 0.097

LAP	SECTOR 1	SECTOR 2	LAP TIME	MPH	DIFF	TIME OF DAY
1 -	1:38.508	45.249	2:23.757	74.34	16.177	09:21:23.558
2 -	1:29.092	42.789	2:11.881	81.04	4.301	09:23:35.439
3 -	1:25.422	***42.158***	***2:07.580*** **(1)**	***83.77***		***09:25:43.019***
4 -	1:30.475	43.432	2:13.907	79.81	6.327	09:27:56.926

Snetterton
Circuit Length = 2.9689 miles
Start: 09:18 Flag 09:33 End: 09:35

Weather / Track : Cloudy / Dry

BMCRC - MRO Championships 2016 - Rnd 4 @ Snetterton 300

MRO Minitwins

QUALIFYING - SECTOR ANALYSIS

SECTOR 1 = FL to I1, SECTOR 2 = I1 to FL, DIFF = Difference To Personal Best Lap

5 -	1:26.575	42.768	2:09.343	(2)	82.63	1.763	09:30:06.269
6 -	1:26.635	42.955	2:09.590	(3)	82.47	2.010	09:32:15.859

P7 118 James PLUMMER Suzuki -

IDEAL LAP TIME : 2:07.134 BEST LAP TIME : 2:07.889 DIFFERENCE : 0.755

LAP	SECTOR 1	SECTOR 2	LAP TIME		MPH	DIFF	TIME OF DAY
1 -	1:33.587	43.922	2:17.509	(3)	77.72	9.620	09:21:15.887
2 -	1:28.119	42.974	2:11.093	(2)	81.53	3.204	09:23:26.980
3 -	1:26.015	***41.874***	***2:07.889***	**(1)**	***83.57***		***09:25:34.869***

P8 86 Paul WITHERINGTON Suzuki - P&R plumbing

IDEAL LAP TIME : 2:07.688 BEST LAP TIME : 2:08.037 DIFFERENCE : 0.349

LAP	SECTOR 1	SECTOR 2	LAP TIME		MPH	DIFF	TIME OF DAY
1 -	1:29.374	43.867	2:13.241		80.21	5.204	09:21:06.393
2 -	1:26.891	42.600	2:09.491		82.53	1.454	09:23:15.884
3 -	1:25.417	42.730	2:08.147	(3)	83.40	0.110	09:25:24.031
4 -	1:25.587	***42.483***	2:08.070	(2)	83.45	0.033	09:27:32.101
5 -	***1:25.205***	42.832	***2:08.037***	**(1)**	***83.47***		***09:29:40.138***
6 -	1:25.451	43.811	2:09.262		82.68	1.225	09:31:49.400
7 -	1:29.682	47.051	2:16.733		78.16	8.696	09:34:06.133

P9 68 Thomas EUSTACE Suzuki - More moto/sublime designs

IDEAL LAP TIME : 2:08.140 BEST LAP TIME : 2:08.171 DIFFERENCE : 0.031

LAP	SECTOR 1	SECTOR 2	LAP TIME		MPH	DIFF	TIME OF DAY
1 -	1:33.168	44.636	2:17.804		77.56	9.633	09:21:15.271
2 -	1:27.983	42.645	2:10.628	(3)	81.82	2.457	09:23:25.899
3 -	1:26.770	42.346	2:09.116	(2)	82.77	0.945	09:25:35.015
4 -	1:26.037	***42.134***	***2:08.171***	**(1)**	***83.38***		***09:27:43.186***

P10 111 Ryan FOLKES Suzuki -

IDEAL LAP TIME : 2:08.781 BEST LAP TIME : 2:08.781 DIFFERENCE : 0.000

LAP	SECTOR 1	SECTOR 2	LAP TIME		MPH	DIFF	TIME OF DAY
1 -	1:47.339	49.349	2:36.688		68.21	27.907	09:22:12.919
2 -	1:38.492	44.579	2:23.071		74.70	14.290	09:24:35.990
3 -	1:27.405	43.349	2:10.754	(3)	81.74	1.973	09:26:46.744
4 -	1:27.457	42.824	2:10.281	(2)	82.03	1.500	09:28:57.025
5 -	***1:26.330***	***42.451***	***2:08.781***	**(1)**	***82.99***		***09:31:05.806***
6 -	1:33.677	45.017	2:18.694		77.06	9.913	09:33:24.500
7 -	1:28.559	47.662	2:16.221		78.46	7.440	09:35:40.721

P11 5 Barry MANTELL Suzuki - Swedish car connection

IDEAL LAP TIME : 2:08.829 BEST LAP TIME : 2:09.011 DIFFERENCE : 0.182

LAP	SECTOR 1	SECTOR 2	LAP TIME		MPH	DIFF	TIME OF DAY
1 -	1:36.726	45.054	2:21.780		75.38	12.769	09:21:21.986
2 -	1:29.435	42.731	2:12.166		80.86	3.155	09:23:34.152
3 -	1:26.935	42.560	2:09.495	(3)	82.53	0.484	09:25:43.647
4 -	1:26.484	43.341	2:09.825		82.32	0.814	09:27:53.472
5 -	***1:26.312***	42.699	***2:09.011***	**(1)**	***82.84***		***09:30:02.483***
6 -	1:26.853	***42.517***	2:09.370	(2)	82.61	0.359	09:32:11.853
7 -	1:27.214	42.618	2:09.832		82.32	0.821	09:34:21.685

P12 142 Chris KENT Suzuki - More moto

IDEAL LAP TIME : 2:09.173 BEST LAP TIME : 2:09.173 DIFFERENCE : 0.000

LAP	SECTOR 1	SECTOR 2	LAP TIME		MPH	DIFF	TIME OF DAY
1 -	1:35.049	45.213	2:20.262		76.20	11.089	09:21:13.351
2 -	1:28.139	44.090	2:12.229	(3)	80.83	3.056	09:23:25.580
3 -	1:28.539	42.884	2:11.423	(2)	81.32	2.250	09:25:37.003
4 -	***1:26.582***	***42.591***	***2:09.173***	**(1)**	***82.74***		***09:27:46.176***

Weather / Track : Cloudy / Dry

Snetterton
Circuit Length = 2.9689 miles
Start: 09:18 Flag 09:33 End: 09:35

BMCRC - MRO Championships 2016 - Rnd 4 @ Snetterton 300

MRO Minitwins

QUALIFYING - SECTOR ANALYSIS

SECTOR 1 = FL to I1, SECTOR 2 = I1 to FL, DIFF = Difference To Personal Best Lap

P13 124 Kurtis BUTLER Suzuki - PGVM / 3vk

IDEAL LAP TIME : 2:08.379 BEST LAP TIME : 2:09.319 DIFFERENCE : 0.940

LAP	SECTOR 1	SECTOR 2	LAP TIME	MPH	DIFF	TIME OF DAY
1 -	1:41.650	46.871	2:28.521	71.96	19.202	09:21:44.523
2 -	1:29.433	43.437	2:12.870	80.44	3.551	09:23:57.393
3 -	***1:25.616***	43.703	***2:09.319*** **(1)**	***82.64***		***09:26:06.712***
4 -	1:26.736	***42.763***	2:09.499 **(2)**	82.53	0.180	09:28:16.211
5 -	1:26.496	44.911	2:11.407 **(3)**	81.33	2.088	09:30:27.618

P14 22 Darren DOWDS Suzuki - sublime designs racing

IDEAL LAP TIME : 2:09.864 BEST LAP TIME : 2:09.875 DIFFERENCE : 0.011

LAP	SECTOR 1	SECTOR 2	LAP TIME	MPH	DIFF	TIME OF DAY
1 -	1:33.476	44.342	2:17.818	77.55	7.943	09:21:12.470
2 -	1:28.788	44.106	2:12.894	80.42	3.019	09:23:25.364
3 -	1:27.730	43.818	2:11.548	81.24	1.673	09:25:36.912
4 -	***1:26.540***	44.055	2:10.595	81.84	0.720	09:27:47.507
5 -	1:26.893	43.363	2:10.256 **(3)**	82.05	0.381	09:29:57.763
6 -	1:26.551	***43.324***	***2:09.875*** **(1)**	***82.29***		***09:32:07.638***
7 -	1:26.678	43.513	2:10.191 **(2)**	82.09	0.316	09:34:17.829

P15 98 Steven TOPPING Suzuki -

IDEAL LAP TIME : 2:09.491 BEST LAP TIME : 2:10.133 DIFFERENCE : 0.642

LAP	SECTOR 1	SECTOR 2	LAP TIME	MPH	DIFF	TIME OF DAY
1 -	1:33.926	44.466	2:18.392	77.23	8.259	09:21:12.110
2 -	1:28.633	43.697	2:12.330	80.76	2.197	09:23:24.440
3 -	1:27.267	43.052	2:10.319 **(3)**	82.01	0.186	09:25:34.759
4 -	1:27.749	42.934	2:10.683	81.78	0.550	09:27:45.442
5 -	1:27.224	42.909	***2:10.133*** **(1)**	***82.13***		***09:29:55.575***
6 -	1:27.334	***42.874***	2:10.208 **(2)**	82.08	0.075	09:32:05.783
7 -	***1:26.617***	43.961	2:10.578	81.85	0.445	09:34:16.361

P16 199 Lloyd COLLINS Suzuki - Warren Drives

IDEAL LAP TIME : 2:10.865 BEST LAP TIME : 2:10.865 DIFFERENCE : 0.000

LAP	SECTOR 1	SECTOR 2	LAP TIME	MPH	DIFF	TIME OF DAY
1 -	1:35.084	45.010	2:20.094	76.29	9.229	09:21:14.277
2 -	1:29.735	44.186	2:13.921	79.80	3.056	09:23:28.198
3 -	1:28.661	44.761	2:13.422	80.10	2.557	09:25:41.620
4 -	1:27.682	44.268	2:11.950 **(3)**	81.00	1.085	09:27:53.570
5 -	***1:27.134***	***43.731***	***2:10.865*** **(1)**	***81.67***		***09:30:04.435***
6 -	1:27.473	43.969	2:11.442 **(2)**	81.31	0.577	09:32:15.877
7 -	1:27.829	44.123	2:11.952	80.99	1.087	09:34:27.829

P17 444 Mark WILLIAMS Suzuki - F.C.L MOTORCYCLES

IDEAL LAP TIME : 2:10.960 BEST LAP TIME : 2:11.195 DIFFERENCE : 0.235

LAP	SECTOR 1	SECTOR 2	LAP TIME	MPH	DIFF	TIME OF DAY
1 -	1:33.025	44.744	2:17.769	77.57	6.574	09:21:15.585
2 -	1:29.959	43.423	2:13.382	80.13	2.187	09:23:28.967
3 -	1:29.675	43.451	2:13.126	80.28	1.931	09:25:42.093
4 -	1:28.458	***43.305***	2:11.763 **(3)**	81.11	0.568	09:27:53.856
5 -	***1:27.655***	43.540	***2:11.195*** **(1)**	***81.46***		***09:30:05.051***
6 -	1:28.004	43.573	2:11.577 **(2)**	81.23	0.382	09:32:16.628
7 -	1:28.938	43.864	2:12.802	80.48	1.607	09:34:29.430

P18 97 Jake PACKHAM Suzuki -

IDEAL LAP TIME : 2:11.121 BEST LAP TIME : 2:11.211 DIFFERENCE : 0.090

LAP	SECTOR 1	SECTOR 2	LAP TIME	MPH	DIFF	TIME OF DAY
1 -	1:40.536	47.811	2:28.347	72.04	17.136	09:21:46.031
2 -	1:32.242	45.432	2:17.674	77.63	6.463	09:24:03.705

Snetterton
Circuit Length = 2.9689 miles
Start: 09:18 Flag 09:33 End: 09:35

Weather / Track : Cloudy / Dry

BMCRC - MRO Championships 2016 - Rnd 4 @ Snetterton 300

MRO Minitwins

QUALIFYING - SECTOR ANALYSIS

SECTOR 1 = FL to I1, SECTOR 2 = I1 to FL, DIFF = Difference To Personal Best Lap

3 -	1:29.703	45.124	2:14.827		79.27	3.616	09:26:18.532
4 -	1:28.627	45.242	2:13.869		79.83	2.658	09:28:32.401
5 -	1:27.429	44.021	2:11.450	(2)	81.30	0.239	09:30:43.851
6 -	1:27.392	***43.819***	***2:11.211***	**(1)**	***81.45***		***09:32:55.062***
7 -	***1:27.302***	45.962	2:13.264	**(3)**	80.20	2.053	09:35:08.326

P19 19 Kevin LILLEY Suzuki - Vanson Leathers

IDEAL LAP TIME : 2:11.685 BEST LAP TIME : 2:11.881 DIFFERENCE : 0.196

LAP	SECTOR 1	SECTOR 2	LAP TIME		MPH	DIFF	TIME OF DAY
1 -	1:41.419	46.821	2:28.240		72.09	16.359	09:21:44.795
2 -	1:30.010	44.209	2:14.219		79.63	2.338	09:23:59.014
3 -	1:28.551	45.133	2:13.684		79.95	1.803	09:26:12.698
4 -	1:28.431	44.986	2:13.417		80.11	1.536	09:28:26.115
5 -	1:28.225	44.804	2:13.029	**(3)**	80.34	1.148	09:30:39.144
6 -	1:28.212	***43.809***	2:12.021	**(2)**	80.95	0.140	09:32:51.165
7 -	***1:27.876***	44.005	***2:11.881***	**(1)**	***81.04***		***09:35:03.046***

P20 51 Theo RUTTER Suzuki - Sublime Designs Racing/RRC

IDEAL LAP TIME : 2:12.971 BEST LAP TIME : 2:13.121 DIFFERENCE : 0.150

LAP	SECTOR 1	SECTOR 2	LAP TIME		MPH	DIFF	TIME OF DAY
1 -	1:34.379	45.770	2:20.149	**(2)**	76.26	7.028	09:21:15.525
2 -	1:29.156	***43.965***	***2:13.121***	**(1)**	***80.28***		***09:23:28.646***

P21 192 Daniel MOFFA Suzuki - Forest Stump

IDEAL LAP TIME : 2:13.327 BEST LAP TIME : 2:13.327 DIFFERENCE : 0.000

LAP	SECTOR 1	SECTOR 2	LAP TIME		MPH	DIFF	TIME OF DAY
1 -	1:43.823	49.057	2:32.880		69.91	19.553	09:21:52.823
2 -	1:33.631	45.838	2:19.469		76.63	6.142	09:24:12.292
3 -	1:31.871	44.835	2:16.706		78.18	3.379	09:26:28.998
4 -	1:30.804	45.853	2:16.657	**(3)**	78.21	3.330	09:28:45.655
5 -	1:29.424	44.263	2:13.687	**(2)**	79.94	0.360	09:30:59.342
6 -	***1:29.082***	***44.245***	***2:13.327***	**(1)**	***80.16***		***09:33:12.669***
7 -	1:29.358	53.670	2:23.028		74.72	9.701	09:35:35.697

P22 15 Stephen JONES Suzuki - MW SOLICITORS

IDEAL LAP TIME : 2:14.069 BEST LAP TIME : 2:14.264 DIFFERENCE : 0.195

LAP	SECTOR 1	SECTOR 2	LAP TIME		MPH	DIFF	TIME OF DAY
1 -	OUTLAP	47.845	2:27.655		72.38	13.391	09:21:37.782
2 -	1:31.453	45.848	2:17.301		77.84	3.037	09:23:55.083
3 -	1:29.774	45.716	2:15.490		78.88	1.226	09:26:10.573
4 -	1:30.257	45.147	2:15.404		78.93	1.140	09:28:25.977
5 -	1:29.323	***44.941***	***2:14.264***	**(1)**	***79.60***		***09:30:40.241***
6 -	***1:29.128***	45.148	2:14.276	**(2)**	79.59	0.012	09:32:54.517
7 -	1:29.315	45.371	2:14.686	**(3)**	79.35	0.422	09:35:09.203

P23 25 Harrison DAY Suzuki -

IDEAL LAP TIME : 2:14.370 BEST LAP TIME : 2:14.668 DIFFERENCE : 0.298

LAP	SECTOR 1	SECTOR 2	LAP TIME		MPH	DIFF	TIME OF DAY
1 -	1:40.651	48.632	2:29.283		71.59	14.615	09:21:48.493
2 -	1:33.212	47.073	2:20.285		76.18	5.617	09:24:08.778
3 -	1:32.354	46.239	2:18.593		77.11	3.925	09:26:27.371
4 -	1:31.353	46.283	2:17.636		77.65	2.968	09:28:45.007
5 -	1:31.215	***44.894***	2:16.109	**(3)**	78.52	1.441	09:31:01.116
6 -	1:30.310	45.072	2:15.382	**(2)**	78.94	0.714	09:33:16.498
7 -	***1:29.476***	45.192	***2:14.668***	**(1)**	***79.36***		***09:35:31.166***

Snetterton
Circuit Length = 2.9689 miles
Start: 09:18 Flag 09:33 End: 09:35

Weather / Track : Cloudy / Dry

BMCRC - MRO Championships 2016 - Rnd 4 @ Snetterton 300

MRO Minitwins

QUALIFYING - SECTOR ANALYSIS

SECTOR 1 = FL to I1, SECTOR 2 = I1 to FL, DIFF = Difference To Personal Best Lap

P24 12 Stephen EDWARDS Suzuki -

IDEAL LAP TIME : 2:14.626 BEST LAP TIME : 2:14.782 DIFFERENCE : 0.156

LAP	SECTOR 1	SECTOR 2	LAP TIME		MPH	DIFF	TIME OF DAY
1 -	1:39.572	46.662	2:26.234		73.08	11.452	09:21:26.854
2 -	1:32.935	49.290	2:22.225		75.14	7.443	09:23:49.079
3 -	1:31.232	46.531	2:17.763		77.58	2.981	09:26:06.842
4 -	1:30.385	46.030	2:16.415		78.34	1.633	09:28:23.257
5 -	1:29.502	46.622	2:16.124	(3)	78.51	1.342	09:30:39.381
6 -	***1:29.123***	45.659	***2:14.782***	**(1)**	***79.29***		***09:32:54.163***
7 -	1:29.435	***45.503***	2:14.938	(2)	79.20	0.156	09:35:09.101

P25 21 Carl MITCHELL Suzuki - HB REAVIS Real Estate

IDEAL LAP TIME : 2:15.161 BEST LAP TIME : 2:15.161 DIFFERENCE : 0.000

LAP	SECTOR 1	SECTOR 2	LAP TIME		MPH	DIFF	TIME OF DAY
1 -	1:38.978	48.040	2:27.018		72.69	11.857	09:21:48.149
2 -	1:31.573	45.877	2:17.450		77.75	2.289	09:24:05.599
3 -	1:31.292	45.185	2:16.477		78.31	1.316	09:26:22.076
4 -	1:30.847	45.178	2:16.025	(2)	78.57	0.864	09:28:38.101
5 -	1:30.587	45.732	2:16.319	(3)	78.40	1.158	09:30:54.420
6 -	***1:30.204***	***44.957***	***2:15.161***	**(1)**	***79.07***		***09:33:09.581***
7 -	1:32.672	45.181	2:17.853		77.53	2.692	09:35:27.434

P26 38 Bob COUCHMAN Suzuki -

IDEAL LAP TIME : 2:15.145 BEST LAP TIME : 2:15.373 DIFFERENCE : 0.228

LAP	SECTOR 1	SECTOR 2	LAP TIME		MPH	DIFF	TIME OF DAY
1 -	1:38.266	47.291	2:25.557		73.42	10.184	09:21:23.009
2 -	1:31.991	***45.223***	2:17.214		77.89	1.841	09:23:40.223
3 -	1:30.882	45.613	2:16.495		78.30	1.122	09:25:56.718
4 -	1:30.299	45.826	2:16.125	(3)	78.51	0.752	09:28:12.843
5 -	1:29.997	45.376	***2:15.373***	**(1)**	***78.95***		***09:30:28.216***
6 -	***1:29.922***	45.994	2:15.916	(2)	78.63	0.543	09:32:44.132
7 -	1:31.359	45.238	2:16.597		78.24	1.224	09:35:00.729

P27 28 Dominic VEASEY Suzuki -

IDEAL LAP TIME : 2:14.606 BEST LAP TIME : 2:15.743 DIFFERENCE : 1.137

LAP	SECTOR 1	SECTOR 2	LAP TIME		MPH	DIFF	TIME OF DAY
1 -	1:39.151	45.861	2:25.012		73.70	9.269	09:21:24.463
2 -	1:31.780	***44.771***	2:16.551		78.27	0.808	09:23:41.014
3 -	1:31.193	45.187	2:16.380	(3)	78.36	0.637	09:25:57.394
4 -	***1:29.835***	45.908	***2:15.743***	**(1)**	***78.73***		***09:28:13.137***
5 -	1:30.778	46.436	2:17.214		77.89	1.471	09:30:30.351
6 -	1:30.064	45.944	2:16.008	(2)	78.58	0.265	09:32:46.359
7 -	1:30.837	45.793	2:16.630		78.22	0.887	09:35:02.989

P28 72 Kevin MILLER Suzuki - Mechanical Air Supplies Ltd

IDEAL LAP TIME : 2:16.318 BEST LAP TIME : 2:16.318 DIFFERENCE : 0.000

LAP	SECTOR 1	SECTOR 2	LAP TIME		MPH	DIFF	TIME OF DAY
1 -	1:40.012	48.178	2:28.190		72.12	11.872	09:21:21.457
2 -	1:32.214	46.791	2:19.005		76.88	2.687	09:23:40.462
3 -	1:31.695	46.311	2:18.006		77.44	1.688	09:25:58.468
4 -	1:30.804	46.539	2:17.343	(2)	77.82	1.025	09:28:15.811
5 -	1:32.341	46.638	2:18.979		76.90	2.661	09:30:34.790
6 -	***1:30.459***	***45.859***	***2:16.318***	**(1)**	***78.40***		***09:32:51.108***
7 -	1:31.174	46.655	2:17.829	(3)	77.54	1.511	09:35:08.937

P29 32 Chris THAY Suzuki - Scell-it uk

IDEAL LAP TIME : 2:16.629 BEST LAP TIME : 2:16.629 DIFFERENCE : 0.000

LAP	SECTOR 1	SECTOR 2	LAP TIME	MPH	DIFF	TIME OF DAY

Snetterton
Circuit Length = 2.9689 miles
Start: 09:18 Flag 09:33 End: 09:35

Weather / Track : Cloudy / Dry

BMCRC - MRO Championships 2016 - Rnd 4 @ Snetterton 300

MRO Minitwins

QUALIFYING - SECTOR ANALYSIS

SECTOR 1 = FL to I1, SECTOR 2 = I1 to FL, DIFF = Difference To Personal Best Lap

1 -	1:43.124	49.592	2:32.716	69.98	16.087	09:21:59.274
2 -	1:36.475	47.263	2:23.738	74.35	7.109	09:24:23.012
3 -	1:32.913	46.833	2:19.746	76.48	3.117	09:26:42.758
4 -	1:31.562	46.515	2:18.077 (3)	77.40	1.448	09:29:00.835
5 -	1:31.455	45.699	2:17.154 (2)	77.92	0.525	09:31:17.989
6 -	***1:31.058***	***45.571***	***2:16.629 (1)***	***78.22***		***09:33:34.618***

P30 17 Ieva BAUBLYTE Suzuki - 1st Moto Solutions

IDEAL LAP TIME : 2:17.182 BEST LAP TIME : 2:17.182 DIFFERENCE : 0.000

LAP	SECTOR 1	SECTOR 2	LAP TIME	MPH	DIFF	TIME OF DAY
1 -	1:40.783	48.207	2:28.990	71.73	11.808	09:21:47.411
2 -	1:34.312	47.266	2:21.578	75.49	4.396	09:24:08.989
3 -	1:32.493	47.053	2:19.546 (3)	76.59	2.364	09:26:28.535
4 -	***1:31.329***	***45.853***	***2:17.182 (1)***	***77.91***		***09:28:45.717***
5 -	1:31.828	46.495	2:18.323 (2)	77.26	1.141	09:31:04.040

P31 48 Shaun WALLIS Suzuki -

IDEAL LAP TIME : 2:17.214 BEST LAP TIME : 2:17.353 DIFFERENCE : 0.139

LAP	SECTOR 1	SECTOR 2	LAP TIME	MPH	DIFF	TIME OF DAY
1 -	1:45.458	50.168	2:35.626	68.67	18.273	09:21:58.836
2 -	1:39.543	50.189	2:29.732	71.38	12.379	09:24:28.568
3 -	1:33.037	46.423	2:19.460	76.63	2.107	09:26:48.028
4 -	1:31.858	***46.203***	2:18.061 (3)	77.41	0.708	09:29:06.089
5 -	1:31.401	46.296	2:17.697 (2)	77.62	0.344	09:31:23.786
6 -	***1:31.011***	46.342	***2:17.353 (1)***	***77.81***		***09:33:41.139***

P32 75 Patrick SMITH Suzuki -

IDEAL LAP TIME : 2:17.404 BEST LAP TIME : 2:17.757 DIFFERENCE : 0.353

LAP	SECTOR 1	SECTOR 2	LAP TIME	MPH	DIFF	TIME OF DAY
1 -	1:44.765	46.834	2:31.599	70.50	13.842	09:21:30.759
2 -	***1:31.463***	47.183	2:18.646 (2)	77.08	0.889	09:23:49.405
3 -	1:32.824	***45.941***	2:18.765 (3)	77.02	1.008	09:26:08.170
4 -	1:31.690	46.067	***2:17.757 (1)***	***77.58***		***09:28:25.927***

P33 140 Daniel SALES Suzuki -

IDEAL LAP TIME : 2:17.271 BEST LAP TIME : 2:17.941 DIFFERENCE : 0.670

LAP	SECTOR 1	SECTOR 2	LAP TIME	MPH	DIFF	TIME OF DAY
1 -	1:38.305	46.877	2:25.182	73.61	7.241	09:21:24.048
2 -	1:33.236	47.646	2:20.882	75.86	2.941	09:23:44.930
3 -	1:33.127	46.537	2:19.664	76.52	1.723	09:26:04.594
4 -	1:32.867	46.594	2:19.461	76.63	1.520	09:28:24.055
5 -	1:32.481	***45.752***	2:18.233 (3)	77.31	0.292	09:30:42.288
6 -	***1:31.519***	46.422	***2:17.941 (1)***	***77.48***		***09:33:00.229***
7 -	1:31.739	46.427	2:18.166 (2)	77.35	0.225	09:35:18.395

P34 93 Jack WALLIS Suzuki - Grumpdad

IDEAL LAP TIME : 2:18.103 BEST LAP TIME : 2:18.378 DIFFERENCE : 0.275

LAP	SECTOR 1	SECTOR 2	LAP TIME	MPH	DIFF	TIME OF DAY
1 -	1:45.312	51.164	2:36.476	68.30	18.098	09:21:58.400
2 -	1:37.231	47.004	2:24.235	74.10	5.857	09:24:22.635
3 -	1:34.140	46.796	2:20.936	75.83	2.558	09:26:43.571
4 -	***1:32.296***	46.082	***2:18.378 (1)***	***77.23***		***09:29:01.949***
5 -	1:32.689	46.289	2:18.978 (3)	76.90	0.600	09:31:20.927
6 -	1:32.863	***45.807***	2:18.670 (2)	77.07	0.292	09:33:39.597

P35 23 Claire BECKETT Suzuki -

IDEAL LAP TIME : 2:19.441 BEST LAP TIME : 2:19.441 DIFFERENCE : 0.000

LAP	SECTOR 1	SECTOR 2	LAP TIME	MPH	DIFF	TIME OF DAY

Weather / Track : Cloudy / Dry

Snetterton
Circuit Length = 2.9689 miles
Start: 09:18 Flag 09:33 End: 09:35

BMCRC - MRO Championships 2016 - Rnd 4 @ Snetterton 300

MRO Minitwins

QUALIFYING - SECTOR ANALYSIS

SECTOR 1 = FL to I1, SECTOR 2 = I1 to FL, DIFF = Difference To Personal Best Lap

1 -	1:38.320	48.505	2:26.825	72.79	7.384	09:21:22.675
2 -	1:34.403	47.619	2:22.022 (3)	75.25	2.581	09:23:44.697
3 -	1:35.681	48.312	2:23.993	74.22	4.552	09:26:08.690
4 -	1:35.425	48.234	2:23.659	74.39	4.218	09:28:32.349
5 -	1:34.341	47.598	2:21.939 (2)	75.30	2.498	09:30:54.288
6 -	***1:32.660***	***46.781***	***2:19.441 (1)***	***76.64***		***09:33:13.729***

P36 66 Mark SMITH Suzuki - Nick&Brian Scott fisheries

IDEAL LAP TIME : 2:19.865 BEST LAP TIME : 2:19.865 DIFFERENCE : 0.000

LAP	SECTOR 1	SECTOR 2	LAP TIME	MPH	DIFF	TIME OF DAY
1 -	1:43.286	48.910	2:32.196	70.22	12.331	09:21:53.417
2 -	1:34.993	47.371	2:22.364	75.07	2.499	09:24:15.781
3 -	***1:33.012***	***46.853***	***2:19.865 (1)***	***76.41***		***09:26:35.646***
4 -	1:34.117	47.504	2:21.621	75.46	1.756	09:28:57.267
5 -	1:33.734	46.920	2:20.654 (2)	75.98	0.789	09:31:17.921
6 -	1:34.294	47.042	2:21.336 (3)	75.62	1.471	09:33:39.257

P37 67 Mike DEVALL Suzuki -

IDEAL LAP TIME : 2:21.488 BEST LAP TIME : 2:21.488 DIFFERENCE : 0.000

LAP	SECTOR 1	SECTOR 2	LAP TIME	MPH	DIFF	TIME OF DAY
1 -	1:40.221	48.041	2:28.262	72.08	6.774	09:21:26.747
2 -	1:34.896	48.683	2:23.579	74.44	2.091	09:23:50.326
3 -	1:35.044	47.474	2:22.518 (2)	74.99	1.030	09:26:12.844
4 -	1:35.011	48.044	2:23.055	74.71	1.567	09:28:35.899
5 -	1:34.805	48.227	2:23.032	74.72	1.544	09:30:58.931
6 -	***1:34.105***	***47.383***	***2:21.488 (1)***	***75.54***		***09:33:20.419***
7 -	1:35.175	47.713	2:22.888 (3)	74.80	1.400	09:35:43.307

P38 20 Jose TOUCEDA Suzuki - Cell2

IDEAL LAP TIME : 2:20.195 BEST LAP TIME : 2:23.018 DIFFERENCE : 2.823

LAP	SECTOR 1	SECTOR 2	LAP TIME	MPH	DIFF	TIME OF DAY
1 -	1:39.857	***46.979***	2:26.836 (2)	72.78	3.818	09:21:25.735
2 -	***1:33.216***	49.802	***2:23.018 (1)***	***74.73***		***09:23:48.753***

P39 31 Kelvin EVENDEN Suzuki - Glosrose Group

IDEAL LAP TIME : 2:24.234 BEST LAP TIME : 2:24.530 DIFFERENCE : 0.296

LAP	SECTOR 1	SECTOR 2	LAP TIME	MPH	DIFF	TIME OF DAY
1 -	1:45.152	1:00.760	2:45.912	64.42	21.382	09:22:06.430
2 -	1:40.019	50.598	2:30.617	70.96	6.087	09:24:37.047
3 -	1:36.906	49.880	2:26.786	72.81	2.256	09:27:03.833
4 -	1:36.200	48.821	2:25.021 (3)	73.70	0.491	09:29:28.854
5 -	1:35.936	***48.594***	***2:24.530 (1)***	***73.95***		***09:31:53.384***
6 -	***1:35.640***	49.370	2:25.010 (2)	73.70	0.480	09:34:18.394

P40 55 Michael COPLEY Suzuki - Jayne copley

IDEAL LAP TIME : 2:24.968 BEST LAP TIME : 2:25.161 DIFFERENCE : 0.193

LAP	SECTOR 1	SECTOR 2	LAP TIME	MPH	DIFF	TIME OF DAY
1 -	1:44.318	49.696	2:34.014	69.39	8.853	09:21:52.870
2 -	***1:36.689***	48.720	2:25.409 (2)	73.50	0.248	09:24:18.279
3 -	1:36.882	***48.279***	***2:25.161 (1)***	***73.62***		***09:26:43.440***
4 -	1:36.912	48.529	2:25.441 (3)	73.48	0.280	09:29:08.881
5 -	1:37.661	49.078	2:26.739	72.83	1.578	09:31:35.620
6 -	1:37.724	49.172	2:26.896	72.75	1.735	09:34:02.516

Weather / Track : Cloudy / Dry

Snetterton
Circuit Length = 2.9689 miles
Start: 09:18 Flag 09:33 End: 09:35

BMCRC - MRO Championships 2016 - Rnd 4 @ Snetterton 300

MRO Minitwins

QUALIFYING - BEST SECTORS

SECTOR 1				SECTOR 2			IDEAL / BEST COMPARISON					
POS	NO	NAME	TIME	NO	NAME	TIME	POS	NO	NAME	IDEAL	BEST	DIFF
									PERFECT LAP	2:04.981		
1	95	ROBERTSON	**1:23.656**	95	ROBERTSON	**41.325**	1	95	ROBERTSON	2:04.981	2:05.014	0.033
2	7	HICKLING	**1:24.021**	76	KING	**41.377**	2	7	HICKLING	2:05.625	2:05.677	0.052
3	76	KING	**1:24.274**	7	HICKLING	**41.604**	3	76	KING	2:05.651	2:05.651	0.000
4	26	DAVIES	**1:24.429**	26	DAVIES	**41.731**	4	26	DAVIES	2:06.160	2:06.656	0.496
5	35	WALSH	**1:24.651**	118	PLUMMER	**41.874**	5	35	WALSH	2:06.694	2:06.694	0.000
6	86	WITHERINGTON	**1:25.205**	35	WALSH	**42.043**	6	118	PLUMMER	2:07.134	2:07.889	0.755
7	118	PLUMMER	**1:25.260**	68	EUSTACE	**42.134**	7	174	SINGLETON	2:07.483	2:07.580	0.097
8	174	SINGLETON	**1:25.325**	174	SINGLETON	**42.158**	8	86	WITHERINGTON	2:07.688	2:08.037	0.349
9	124	BUTLER	**1:25.616**	111	FOLKES	**42.451**	9	68	EUSTACE	2:08.140	2:08.171	0.031
10	68	EUSTACE	**1:26.006**	86	WITHERINGTON	**42.483**	10	124	BUTLER	2:08.379	2:09.319	0.940
11	5	MANTELL	**1:26.312**	5	MANTELL	**42.517**	11	111	FOLKES	2:08.781	2:08.781	0.000
12	111	FOLKES	**1:26.330**	142	KENT	**42.591**	12	5	MANTELL	2:08.829	2:09.011	0.182
13	22	DOWDS	**1:26.540**	124	BUTLER	**42.763**	13	142	KENT	2:09.173	2:09.173	0.000
14	142	KENT	**1:26.582**	98	TOPPING	**42.874**	14	98	TOPPING	2:09.491	2:10.133	0.642
15	98	TOPPING	**1:26.617**	444	WILLIAMS	**43.305**	15	22	DOWDS	2:09.864	2:09.875	0.011
16	199	COLLINS	**1:27.134**	22	DOWDS	**43.324**	16	199	COLLINS	2:10.865	2:10.865	0.000
17	97	PACKHAM	**1:27.302**	199	COLLINS	**43.731**	17	444	WILLIAMS	2:10.960	2:11.195	0.235
18	444	WILLIAMS	**1:27.655**	19	LILLEY	**43.809**	18	97	PACKHAM	2:11.121	2:11.211	0.090
19	19	LILLEY	**1:27.876**	97	PACKHAM	**43.819**	19	19	LILLEY	2:11.685	2:11.881	0.196
20	51	RUTTER	**1:29.006**	51	RUTTER	**43.965**	20	51	RUTTER	2:12.971	2:13.121	0.150
21	192	MOFFA	**1:29.082**	192	MOFFA	**44.245**	21	192	MOFFA	2:13.327	2:13.327	0.000
22	12	EDWARDS	**1:29.123**	28	VEASEY	**44.771**	22	15	JONES	2:14.069	2:14.264	0.195
23	15	JONES	**1:29.128**	25	DAY	**44.894**	23	25	DAY	2:14.370	2:14.668	0.298
24	25	DAY	**1:29.476**	15	JONES	**44.941**	24	28	VEASEY	2:14.606	2:15.743	1.137
25	28	VEASEY	**1:29.835**	21	MITCHELL	**44.957**	25	12	EDWARDS	2:14.626	2:14.782	0.156
26	38	COUCHMAN	**1:29.922**	38	COUCHMAN	**45.223**	26	38	COUCHMAN	2:15.145	2:15.373	0.228
27	21	MITCHELL	**1:30.204**	12	EDWARDS	**45.503**	27	21	MITCHELL	2:15.161	2:15.161	0.000
28	72	MILLER	**1:30.459**	32	THAY	**45.571**	28	72	MILLER	2:16.318	2:16.318	0.000
29	48	WALLIS	**1:31.011**	140	SALES	**45.752**	29	32	THAY	2:16.629	2:16.629	0.000
30	32	THAY	**1:31.058**	93	WALLIS	**45.807**	30	17	BAUBLYTE	2:17.182	2:17.182	0.000
31	17	BAUBLYTE	**1:31.329**	17	BAUBLYTE	**45.853**	31	48	WALLIS	2:17.214	2:17.353	0.139
32	75	SMITH	**1:31.463**	72	MILLER	**45.859**	32	140	SALES	2:17.271	2:17.941	0.670
33	140	SALES	**1:31.519**	75	SMITH	**45.941**	33	75	SMITH	2:17.404	2:17.757	0.353
34	93	WALLIS	**1:32.296**	48	WALLIS	**46.203**	34	93	WALLIS	2:18.103	2:18.378	0.275
35	23	BECKETT	**1:32.660**	23	BECKETT	**46.781**	35	23	BECKETT	2:19.441	2:19.441	0.000
36	66	SMITH	**1:33.012**	66	SMITH	**46.853**	36	66	SMITH	2:19.865	2:19.865	0.000
37	20	TOUCEDA	**1:33.216**	20	TOUCEDA	**46.979**	37	20	TOUCEDA	2:20.195	2:23.018	2.823
38	67	DEVALL	**1:34.105**	67	DEVALL	**47.383**	38	67	DEVALL	2:21.488	2:21.488	0.000
39	31	EVENDEN	**1:35.640**	55	COPLEY	**48.279**	39	31	EVENDEN	2:24.234	2:24.530	0.296
40	55	COPLEY	**1:36.689**	31	EVENDEN	**48.594**	40	55	COPLEY	2:24.968	2:25.161	0.193

Weather / Track : Cloudy / Dry

Snetterton
Circuit Length = 2.9689 miles
Start: 09:18 Flag 09:33 End: 09:35

Results can be found at www.tsl-timing.com

Printed - 09:36 Saturday, 28 May 2016

BMCRC - MRO Championships 2016 - Rnd 4 @ Snetterton 300

MRO Minitwins

RACE 2 - CLASSIFICATION

POS	NO	NAME	ENTRY	LAPS	TIME	GAP	DIFF	MPH	BEST	ON
1	76	**Charlie KING**	Suzuki - Lad and Dad Racing	5	10:30.009			84.82	**2:04.566**	2
2	26	**Glynn DAVIES**	Suzuki -	5	10:32.064	**2.055**	2.055	84.54	**2:04.182**	2
3	118	**James PLUMMER**	Suzuki -	5	10:38.470	**8.461**	6.406	83.70	**2:05.962**	2
4	124	**Kurtis BUTLER**	Suzuki - PGVM / 3vk	5	10:39.347	**9.338**	0.877	83.58	**2:05.770**	2
5	111	**Ryan FOLKES**	Suzuki -	5	10:39.880	**9.871**	0.533	83.51	**2:05.734**	4
6	68	**Thomas EUSTACE**	Suzuki - More moto/sublime designs	5	10:40.142	**10.133**	0.262	83.48	**2:05.938**	4
7	174	**Daniel SINGLETON**	Suzuki - SDC	5	10:40.660	**10.651**	0.518	83.41	**2:06.663**	4
8	86	**Paul WITHERINGTON**	Suzuki - P&R plumbing	5	10:45.733	**15.724**	5.073	82.75	**2:07.502**	4
9	142	**Chris KENT**	Suzuki - More moto	5	10:49.665	**19.656**	3.932	82.25	**2:07.437**	3
10	22	**Darren DOWDS**	Suzuki - sublime designs racing	5	10:51.064	**21.055**	1.399	82.08	**2:07.528**	5
11	98	**Steven TOPPING**	Suzuki -	5	10:51.447	**21.438**	0.383	82.03	**2:07.901**	5
12	5	**Barry MANTELL**	Suzuki - Swedish car connection	5	10:51.803	**21.794**	0.356	81.98	**2:07.765**	5
13	199	**Lloyd COLLINS**	Suzuki - Warren Drives	5	10:57.573	**27.564**	5.770	81.26	**2:09.093**	5
14	51	**Theo RUTTER**	Suzuki - Sublime Designs Racing/RRC	5	10:57.617	**27.608**	0.044	81.26	**2:09.103**	5
15	192	**Daniel MOFFA**	Suzuki - Forest Stump	5	11:01.101	**31.092**	3.484	80.83	**2:10.035**	2
16	97	**Jake PACKHAM**	Suzuki -	5	11:02.428	**32.419**	1.327	80.67	**2:09.635**	5
17	19	**Kevin LILLEY**	Suzuki - Vanson Leathers	5	11:07.264	**37.255**	4.836	80.08	**2:11.033**	5
18	25	**Harrison DAY**	Suzuki -	5	11:17.396	**47.387**	10.132	78.89	**2:12.849**	5
19	48	**Shaun WALLIS**	Suzuki -	5	11:17.828	**47.819**	0.432	78.84	**2:12.296**	5
20	38	**Bob COUCHMAN**	Suzuki -	5	11:18.835	**48.826**	1.007	78.72	**2:12.925**	5
21	28	**Dominic VEASEY**	Suzuki -	5	11:19.628	**49.619**	0.793	78.63	**2:13.217**	5
22	32	**Chris THAY**	Suzuki - Scell-it uk	5	11:19.740	**49.731**	0.112	78.61	**2:13.209**	5
23	72	**Kevin MILLER**	Suzuki - Mechanical Air Supplies Ltd	5	11:23.666	**53.657**	3.926	78.16	**2:13.199**	4
24	17	**Ieva BAUBLYTE**	Suzuki - 1st Moto Solutions	5	11:24.228	**54.219**	0.562	78.10	**2:13.797**	5
25	21	**Carl MITCHELL**	Suzuki - HB REAVIS Real Estate	5	11:25.767	**55.758**	1.539	77.92	**2:14.358**	4
26	15	**Stephen JONES**	Suzuki - MW SOLICITORS	5	11:26.149	**56.140**	0.382	77.88	**2:13.864**	5
27	140	**Daniel SALES**	Suzuki -	5	11:26.161	**56.152**	0.012	77.88	**2:14.849**	4
28	75	**Patrick SMITH**	Suzuki -	5	11:45.581	**1:15.572**	19.420	75.73	**2:16.120**	3
29	66	**Mark SMITH**	Suzuki - Nick&Brian Scott fisheries	5	11:49.010	**1:19.001**	3.429	75.37	**2:18.537**	5
30	23	**Claire BECKETT**	Suzuki -	5	11:49.698	**1:19.689**	0.688	75.30	**2:18.242**	5
31	93	**Jack WALLIS**	Suzuki - Grumpdad	5	11:52.564	**1:22.555**	2.866	74.99	**2:17.819**	4
32	67	**Mike DEVALL**	Suzuki -	5	11:57.860	**1:27.851**	5.296	74.44	**2:19.689**	3
33	31	**Kelvin EVENDEN**	Suzuki - Glosrose Group	5	12:08.486	**1:38.477**	10.626	73.35	**2:22.697**	4
34	55	**Michael COPLEY**	Suzuki - Jayne copley	5	12:10.132	**1:40.123**	1.646	73.19	**2:23.634**	5
35	20	**Jose TOUCEDA**	Suzuki - Cell2	5	12:13.553	**1:43.544**	3.421	72.85	**2:13.663**	5
			NOT CLASSIFIED							
DNF	35	**Tyler WALSH**	Suzuki - GBR Powerlines	4	8:31.616	**1 Lap**	1 Lap	83.56	**2:06.238**	3
DNF	7	**Richard HICKLING**	Suzuki - Think Cars / Lids By Wood	2	4:15.004	**3 Laps**	2 Laps	83.82	**2:04.688**	2
DNF	95	**Grant ROBERTSON**	Suzuki -	2	4:15.484	**3 Laps**	0.480	83.66	**2:04.643**	2
DNF	444	**Mark WILLIAMS**	Suzuki - F.C.L MOTORCYCLES	1	2:15.508	**4 Laps**	1 Lap	78.87	**2:15.508**	1
			FASTEST LAP							
	26	**Glynn DAVIES**	Suzuki -	2	2:04.182		86.06 mph		138.51 kph	

90% of Race Speed = 76.33 mph

Snetterton
Circuit Length = 2.9689 miles
Start: 12:03 Flag 12:13 End: 12:15

Weather / Track : Cloudy / Dry
These results are provisional until the conclusion of any judicial and technical matters.

Clerk Of Course :		Timekeeper :

Results can be found at www.tsl-timing.com

Printed - 12:17 Saturday, 28 May 2016

BMCRC - MRO Championships 2016 - Rnd 4 @ Snetterton 300

MRO Minitwins

RACE 2 - LAP CHART

LAP 1		@ 12:05:21.680	LAP 2		@ 12:07:26.368	LAP 3		@ 12:09:31.913	LAP 4		@ 12:11:36.715	LAP 5		@ 12:13:41.373
NO	BEHIND	LAP TIME	NO	BEHIND	LAP TIME	NO	BEHIND	LAP TIME	NO	BEHIND	LAP TIME	NO	BEHIND	LAP TIME
7		2:10.316	**7**		2:04.688	**76**		2:05.087	**76**		2:04.802	**76**		2:04.658
95	0.525	2:10.841	**76**	0.458	2:04.566	**26**	0.580	2:05.238	**26**	0.724	2:04.946	**26**	2.055	2:05.989
76	0.580	2:10.896	**95**	0.480	2:04.643	**35**	4.669	2:06.238	**35**	6.265	2:06.398	**118**	8.461	2:06.599
174	1.343	2:11.659	**26**	0.887	2:04.182	**118**	5.329	2:06.011	**124**	6.449	2:05.881	**124**	9.338	2:07.547
26	1.393	2:11.709	**35**	3.976	2:07.029	**124**	5.370	2:06.914	**118**	6.520	2:05.993	**111**	9.871	2:06.764
35	1.635	2:11.951	**124**	4.001	2:05.770	**174**	6.323	2:07.273	**111**	7.765	2:05.734	**68**	10.133	2:06.763
86	2.490	2:12.806	**174**	4.595	2:07.940	**111**	6.833	2:06.953	**68**	8.028	2:05.938	**174**	10.651	2:07.125
124	2.919	2:13.235	**118**	4.863	2:05.962	**68**	6.892	2:06.474	**174**	8.184	2:06.663	**86**	15.724	2:10.201
111	3.243	2:13.559	**86**	5.417	2:07.615	**86**	7.481	2:07.609	**86**	10.181	2:07.502	**142**	19.656	2:07.723
118	3.589	2:13.905	**111**	5.425	2:06.870	**98**	13.730	2:09.660	**142**	16.591	2:07.569	**22**	21.055	2:07.528
68	3.729	2:14.045	**68**	5.963	2:06.922	**5**	13.815	2:09.518	**22**	18.185	2:08.871	**98**	21.438	2:07.901
98	4.573	2:14.889	**98**	9.615	2:09.730	**142**	13.824	2:07.437	**98**	18.195	2:09.267	**5**	21.794	2:07.765
444	5.192	2:15.508	**5**	9.842	2:09.052	**22**	14.116	2:08.882	**5**	18.687	2:09.674	**199**	27.564	2:09.093
5	5.478	2:15.794	**22**	10.779	2:08.181	**199**	17.582	2:10.262	**199**	23.129	2:10.349	**51**	27.608	2:09.103
22	7.286	2:17.602	**142**	11.932	2:09.226	**51**	17.644	2:10.299	**51**	23.163	2:10.321	**192**	31.092	2:10.342
199	7.363	2:17.679	**199**	12.865	2:10.190	**192**	19.156	2:10.361	**192**	25.408	2:11.054	**97**	32.419	2:09.635
142	7.394	2:17.710	**51**	12.890	2:09.888	**97**	21.819	2:12.775	**97**	27.442	2:10.425	**19**	37.255	2:11.033
51	7.690	2:18.006	**192**	14.340	2:10.035	**19**	24.069	2:11.084	**19**	30.880	2:11.613	**25**	47.387	2:12.849
192	8.993	2:19.309	**97**	14.589	2:10.060	**25**	30.224	2:14.763	**25**	39.196	2:13.774	**48**	47.819	2:12.296
97	9.217	2:19.533	**19**	18.530	2:11.669	**38**	30.837	2:14.559	**48**	40.181	2:14.093	**38**	48.826	2:12.925
25	11.283	2:21.599	**25**	21.006	2:14.411	**48**	30.890	2:14.329	**38**	40.559	2:14.524	**28**	49.619	2:13.217
48	11.357	2:21.673	**38**	21.823	2:14.525	**28**	31.376	2:14.470	**28**	41.060	2:14.486	**32**	49.731	2:13.209
19	11.549	2:21.865	**48**	22.106	2:15.437	**32**	31.647	2:14.531	**32**	41.180	2:14.335	**72**	53.657	2:13.817
38	11.986	2:22.302	**28**	22.451	2:14.885	**21**	34.320	2:15.499	**21**	43.876	2:14.358	**17**	54.219	2:13.797
28	12.254	2:22.570	**32**	22.661	2:14.660	**17**	35.001	2:14.898	**72**	44.498	2:13.199	**21**	55.758	2:16.540
32	12.689	2:23.005	**21**	24.366	2:15.117	**140**	35.826	2:15.785	**17**	45.080	2:14.881	**15**	56.140	2:13.864
21	13.937	2:24.253	**140**	25.586	2:15.501	**72**	36.101	2:15.424	**140**	45.873	2:14.849	**140**	56.152	2:14.937
140	14.773	2:25.089	**17**	25.648	2:15.271	**75**	37.638	2:16.120	**15**	46.934	2:14.071	**75**	1:15.572	2:22.106
75	14.941	2:25.257	**72**	26.222	2:15.368	**15**	37.665	2:14.183	**75**	58.124	2:25.288	**66**	1:19.001	2:18.537
17	15.065	2:25.381	**75**	27.063	2:16.810	**66**	49.870	2:19.879	**93**	1:04.730	2:17.819	**23**	1:19.689	2:18.242
72	15.542	2:25.858	**15**	29.027	2:15.788	**23**	50.640	2:20.397	**66**	1:05.122	2:20.054	**93**	1:22.555	2:22.483
93	16.465	2:26.781	**66**	35.536	2:20.867	**93**	51.713	2:18.567	**23**	1:06.105	2:20.267	**67**	1:27.851	2:22.861
15	17.927	2:28.243	**23**	35.788	2:21.347	**67**	54.077	2:19.689	**67**	1:09.648	2:20.373	**31**	1:38.477	2:24.125
20	18.141	2:28.457	**93**	38.691	2:26.914	**31**	1:01.115	2:23.998	**31**	1:19.010	2:22.697	**55**	1:40.123	2:23.634
23	19.129	2:29.445	**67**	39.933	2:21.786	**55**	1:01.849	2:24.579	**55**	1:21.147	2:24.100	**20**	1:43.544	2:13.663
66	19.357	2:29.673	**31**	42.662	2:24.542	**20**	1:10.040	2:14.120	**20**	1:34.539	2:29.301			
55	21.230	2:31.546	**55**	42.815	2:26.273									
31	22.808	2:33.124	**20**	1:01.465	2:48.012									
67	22.835	2:33.151												

Weather / Track : Cloudy / Dry

Snetterton
Circuit Length = 2.9689 miles
Start: 12:03 Flag 12:13 End: 12:15

Results can be found at www.tsl-timing.com

Printed - 12:18 Saturday, 28 May 2016

BMCRC - MRO Championships 2016 - Rnd 4 @ Snetterton 300

MRO Minitwins

RACE 2 - SECTOR ANALYSIS

SECTOR 1 = FL to I1, SECTOR 2 = I1 to FL, DIFF = Difference To Personal Best Lap

P1 76 Charlie KING Suzuki - Lad and Dad Racing

IDEAL LAP TIME : 2:04.491 BEST LAP TIME : 2:04.566 DIFFERENCE : 0.075

LAP	SECTOR 1	SECTOR 2	LAP TIME		MPH	DIFF	TIME OF DAY
1 -		41.571	2:10.896		81.65	6.330	12:05:22.260
2 -	1:23.506	41.060	***2:04.566***	**(1)**	***85.80***		***12:07:26.826***
3 -	1:24.059	***41.028***	2:05.087		85.44	0.521	12:09:31.913
4 -	***1:23.463***	41.339	2:04.802	**(3)**	85.64	0.236	12:11:36.715
5 -	1:23.586	41.072	2:04.658	**(2)**	85.73	0.092	12:13:41.373

P2 26 Glynn DAVIES Suzuki -

IDEAL LAP TIME : 2:04.182 BEST LAP TIME : 2:04.182 DIFFERENCE : 0.000

LAP	SECTOR 1	SECTOR 2	LAP TIME		MPH	DIFF	TIME OF DAY
1 -		41.725	2:11.709		81.14	7.527	12:05:23.073
2 -	***1:23.157***	***41.025***	***2:04.182***	**(1)**	***86.06***		***12:07:27.255***
3 -	1:23.847	41.391	2:05.238	**(3)**	85.34	1.056	12:09:32.493
4 -	1:23.619	41.327	2:04.946	**(2)**	85.54	0.764	12:11:37.439
5 -	1:23.773	42.216	2:05.989		84.83	1.807	12:13:43.428

P3 118 James PLUMMER Suzuki -

IDEAL LAP TIME : 2:05.423 BEST LAP TIME : 2:05.962 DIFFERENCE : 0.539

LAP	SECTOR 1	SECTOR 2	LAP TIME		MPH	DIFF	TIME OF DAY
1 -		42.216	2:13.905		79.81	7.943	12:05:25.269
2 -	***1:23.871***	42.091	***2:05.962***	**(1)**	***84.85***		***12:07:31.231***
3 -	1:24.389	41.622	2:06.011	**(3)**	84.81	0.049	12:09:37.242
4 -	1:24.127	41.866	2:05.993	**(2)**	84.83	0.031	12:11:43.235
5 -	1:25.047	***41.552***	2:06.599		84.42	0.637	12:13:49.834

P4 124 Kurtis BUTLER Suzuki - PGVM / 3vk

IDEAL LAP TIME : 2:05.628 BEST LAP TIME : 2:05.770 DIFFERENCE : 0.142

LAP	SECTOR 1	SECTOR 2	LAP TIME		MPH	DIFF	TIME OF DAY
1 -		***41.952***	2:13.235		80.21	7.465	12:05:24.599
2 -	***1:23.676***	42.094	***2:05.770***	**(1)**	***84.98***		***12:07:30.369***
3 -	1:24.435	42.479	2:06.914	**(3)**	84.21	1.144	12:09:37.283
4 -	1:23.793	42.088	2:05.881	**(2)**	84.90	0.111	12:11:43.164
5 -	1:25.453	42.094	2:07.547		83.79	1.777	12:13:50.711

P5 111 Ryan FOLKES Suzuki -

IDEAL LAP TIME : 2:05.734 BEST LAP TIME : 2:05.734 DIFFERENCE : 0.000

LAP	SECTOR 1	SECTOR 2	LAP TIME		MPH	DIFF	TIME OF DAY
1 -		42.083	2:13.559		80.02	7.825	12:05:24.923
2 -	1:24.553	42.317	2:06.870	**(3)**	84.24	1.136	12:07:31.793
3 -	1:24.524	42.429	2:06.953		84.18	1.219	12:09:38.746
4 -	***1:23.963***	***41.771***	***2:05.734***	**(1)**	***85.00***		***12:11:44.480***
5 -	1:24.530	42.234	2:06.764	**(2)**	84.31	1.030	12:13:51.244

P6 68 Thomas EUSTACE Suzuki - More moto/sublime designs

IDEAL LAP TIME : 2:05.779 BEST LAP TIME : 2:05.938 DIFFERENCE : 0.159

LAP	SECTOR 1	SECTOR 2	LAP TIME		MPH	DIFF	TIME OF DAY
1 -		42.375	2:14.045		79.73	8.107	12:05:25.409
2 -	1:24.924	41.998	2:06.922		84.20	0.984	12:07:32.331
3 -	***1:24.194***	42.280	2:06.474	**(2)**	84.50	0.536	12:09:38.805
4 -	1:24.353	***41.585***	***2:05.938***	**(1)**	***84.86***		***12:11:44.743***
5 -	1:24.518	42.245	2:06.763	**(3)**	84.31	0.825	12:13:51.506

P7 174 Daniel SINGLETON Suzuki - SDC

IDEAL LAP TIME : 2:06.019 BEST LAP TIME : 2:06.663 DIFFERENCE : 0.644

LAP	SECTOR 1	SECTOR 2	LAP TIME	MPH	DIFF	TIME OF DAY

Weather / Track : Cloudy / Dry

Snetterton
Circuit Length = 2.9689 miles
Start: 12:03 Flag 12:13 End: 12:15

BMCRC - MRO Championships 2016 - Rnd 4 @ Snetterton 300

MRO Minitwins

RACE 2 - SECTOR ANALYSIS

SECTOR 1 = FL to I1, SECTOR 2 = I1 to FL, DIFF = Difference To Personal Best Lap

1 -		***42.062***	2:11.659		81.17	4.996	12:05:23.023
2 -	1:24.629	43.311	2:07.940		83.53	1.277	12:07:30.963
3 -	1:24.781	42.492	2:07.273	**(3)**	83.97	0.610	12:09:38.236
4 -	***1:23.957***	42.706	***2:06.663***	**(1)**	***84.38***		***12:11:44.899***
5 -	1:24.755	42.370	2:07.125	**(2)**	84.07	0.462	12:13:52.024

P8 86 Paul WITHERINGTON Suzuki - P&R plumbing

IDEAL LAP TIME : 2:07.437 BEST LAP TIME : 2:07.502 DIFFERENCE : 0.065

LAP	SECTOR 1	SECTOR 2	LAP TIME		MPH	DIFF	TIME OF DAY
1 -		42.467	2:12.806		80.47	5.304	12:05:24.170
2 -	1:25.067	42.548	2:07.615	**(3)**	83.75	0.113	12:07:31.785
3 -	1:25.230	***42.379***	2:07.609	**(2)**	83.75	0.107	12:09:39.394
4 -	***1:25.058***	42.444	***2:07.502***	**(1)**	***83.82***		***12:11:46.896***
5 -	1:26.361	43.840	2:10.201		82.08	2.699	12:13:57.097

P9 142 Chris KENT Suzuki - More moto

IDEAL LAP TIME : 2:07.043 BEST LAP TIME : 2:07.437 DIFFERENCE : 0.394

LAP	SECTOR 1	SECTOR 2	LAP TIME		MPH	DIFF	TIME OF DAY
1 -		43.287	2:17.710		77.61	10.273	12:05:29.074
2 -	1:26.484	42.742	2:09.226		82.70	1.789	12:07:38.300
3 -	***1:24.747***	42.690	***2:07.437***	**(1)**	***83.86***		***12:09:45.737***
4 -	1:25.273	***42.296***	2:07.569	**(2)**	83.78	0.132	12:11:53.306
5 -	1:25.199	42.524	2:07.723	**(3)**	83.68	0.286	12:14:01.029

P10 22 Darren DOWDS Suzuki - sublime designs racing

IDEAL LAP TIME : 2:07.528 BEST LAP TIME : 2:07.528 DIFFERENCE : 0.000

LAP	SECTOR 1	SECTOR 2	LAP TIME		MPH	DIFF	TIME OF DAY
1 -		43.215	2:17.602		77.67	10.074	12:05:28.966
2 -	1:25.619	42.562	2:08.181	**(2)**	83.38	0.653	12:07:37.147
3 -	1:25.755	43.127	2:08.882		82.92	1.354	12:09:46.029
4 -	1:26.362	42.509	2:08.871	**(3)**	82.93	1.343	12:11:54.900
5 -	***1:25.099***	***42.429***	***2:07.528***	**(1)**	***83.80***		***12:14:02.428***

P11 98 Steven TOPPING Suzuki -

IDEAL LAP TIME : 2:07.685 BEST LAP TIME : 2:07.901 DIFFERENCE : 0.216

LAP	SECTOR 1	SECTOR 2	LAP TIME		MPH	DIFF	TIME OF DAY
1 -		***42.175***	2:14.889		79.23	6.988	12:05:26.253
2 -	1:27.081	42.649	2:09.730		82.38	1.829	12:07:35.983
3 -	1:26.607	43.053	2:09.660	**(3)**	82.43	1.759	12:09:45.643
4 -	1:26.433	42.834	2:09.267	**(2)**	82.68	1.366	12:11:54.910
5 -	***1:25.510***	42.391	***2:07.901***	**(1)**	***83.56***		***12:14:02.811***

P12 5 Barry MANTELL Suzuki - Swedish car connection

IDEAL LAP TIME : 2:07.459 BEST LAP TIME : 2:07.765 DIFFERENCE : 0.306

LAP	SECTOR 1	SECTOR 2	LAP TIME		MPH	DIFF	TIME OF DAY
1 -		42.351	2:15.794		78.70	8.029	12:05:27.158
2 -	1:26.802	***42.250***	2:09.052	**(2)**	82.81	1.287	12:07:36.210
3 -	1:26.377	43.141	2:09.518	**(3)**	82.52	1.753	12:09:45.728
4 -	1:26.912	42.762	2:09.674		82.42	1.909	12:11:55.402
5 -	***1:25.209***	42.556	***2:07.765***	**(1)**	***83.65***		***12:14:03.167***

P13 199 Lloyd COLLINS Suzuki - Warren Drives

IDEAL LAP TIME : 2:09.093 BEST LAP TIME : 2:09.093 DIFFERENCE : 0.000

LAP	SECTOR 1	SECTOR 2	LAP TIME		MPH	DIFF	TIME OF DAY
1 -		43.512	2:17.679		77.63	8.586	12:05:29.043
2 -	1:26.893	43.297	2:10.190	**(2)**	82.09	1.097	12:07:39.233
3 -	1:26.891	43.371	2:10.262	**(3)**	82.05	1.169	12:09:49.495
4 -	1:26.936	43.413	2:10.349		81.99	1.256	12:11:59.844

Weather / Track : Cloudy / Dry

Snetterton
Circuit Length = 2.9689 miles
Start: 12:03 Flag 12:13 End: 12:15

BMCRC - MRO Championships 2016 - Rnd 4 @ Snetterton 300

MRO Minitwins

RACE 2 - SECTOR ANALYSIS

SECTOR 1 = FL to I1, SECTOR 2 = I1 to FL, DIFF = Difference To Personal Best Lap

5 -	***1:26.163***	***42.930***	***2:09.093***	***(1)***	***82.79***	***12:14:08.937***

P14 51 Theo RUTTER Suzuki - Sublime Designs Racing/RRC

IDEAL LAP TIME : 2:09.103 BEST LAP TIME : 2:09.103 DIFFERENCE : 0.000

LAP	SECTOR 1	SECTOR 2	LAP TIME		MPH	DIFF	TIME OF DAY
1 -		43.232	2:18.006		77.44	8.903	12:05:29.370
2 -	1:26.787	43.101	2:09.888	**(2)**	82.28	0.785	12:07:39.258
3 -	1:26.891	43.408	2:10.299	**(3)**	82.02	1.196	12:09:49.557
4 -	1:26.676	43.645	2:10.321		82.01	1.218	12:11:59.878
5 -	***1:26.215***	***42.888***	***2:09.103***	***(1)***	***82.78***		***12:14:08.981***

P15 192 Daniel MOFFA Suzuki - Forest Stump

IDEAL LAP TIME : 2:09.926 BEST LAP TIME : 2:10.035 DIFFERENCE : 0.109

LAP	SECTOR 1	SECTOR 2	LAP TIME		MPH	DIFF	TIME OF DAY
1 -		***43.036***	2:19.309		76.72	9.274	12:05:30.673
2 -	***1:26.890***	43.145	***2:10.035***	***(1)***	***82.19***		***12:07:40.708***
3 -	1:26.910	43.451	2:10.361	**(3)**	81.98	0.326	12:09:51.069
4 -	1:27.732	43.322	2:11.054		81.55	1.019	12:12:02.123
5 -	1:27.083	43.259	2:10.342	**(2)**	82.00	0.307	12:14:12.465

P16 97 Jake PACKHAM Suzuki -

IDEAL LAP TIME : 2:09.374 BEST LAP TIME : 2:09.635 DIFFERENCE : 0.261

LAP	SECTOR 1	SECTOR 2	LAP TIME		MPH	DIFF	TIME OF DAY
1 -		44.427	2:19.533		76.59	9.898	12:05:30.897
2 -	1:26.882	***43.178***	2:10.060	**(2)**	82.17	0.425	12:07:40.957
3 -	1:28.663	44.112	2:12.775		80.49	3.140	12:09:53.732
4 -	1:26.666	43.759	2:10.425	**(3)**	81.94	0.790	12:12:04.157
5 -	***1:26.196***	43.439	***2:09.635***	***(1)***	***82.44***		***12:14:13.792***

P17 19 Kevin LILLEY Suzuki - Vanson Leathers

IDEAL LAP TIME : 2:10.989 BEST LAP TIME : 2:11.033 DIFFERENCE : 0.044

LAP	SECTOR 1	SECTOR 2	LAP TIME		MPH	DIFF	TIME OF DAY
1 -		44.257	2:21.865		75.33	10.832	12:05:33.229
2 -	1:27.854	43.815	2:11.669		81.17	0.636	12:07:44.898
3 -	1:27.717	***43.367***	2:11.084	**(2)**	81.53	0.051	12:09:55.982
4 -	1:28.090	43.523	2:11.613	**(3)**	81.20	0.580	12:12:07.595
5 -	***1:27.622***	43.411	***2:11.033***	***(1)***	***81.56***		***12:14:18.628***

P18 25 Harrison DAY Suzuki -

IDEAL LAP TIME : 2:12.849 BEST LAP TIME : 2:12.849 DIFFERENCE : 0.000

LAP	SECTOR 1	SECTOR 2	LAP TIME		MPH	DIFF	TIME OF DAY
1 -		45.006	2:21.599		75.48	8.750	12:05:32.963
2 -	1:29.471	44.940	2:14.411	**(3)**	79.51	1.562	12:07:47.374
3 -	1:29.714	45.049	2:14.763		79.31	1.914	12:10:02.137
4 -	1:29.232	44.542	2:13.774	**(2)**	79.89	0.925	12:12:15.911
5 -	***1:28.364***	***44.485***	***2:12.849***	***(1)***	***80.45***		***12:14:28.760***

P19 48 Shaun WALLIS Suzuki -

IDEAL LAP TIME : 2:12.296 BEST LAP TIME : 2:12.296 DIFFERENCE : 0.000

LAP	SECTOR 1	SECTOR 2	LAP TIME		MPH	DIFF	TIME OF DAY
1 -		44.744	2:21.673		75.44	9.377	12:05:33.037
2 -	1:29.895	45.542	2:15.437		78.91	3.141	12:07:48.474
3 -	1:29.735	44.594	2:14.329	**(3)**	79.56	2.033	12:10:02.803
4 -	1:29.634	44.459	2:14.093	**(2)**	79.70	1.797	12:12:16.896
5 -	***1:28.150***	***44.146***	***2:12.296***	***(1)***	***80.78***		***12:14:29.192***

Weather / Track : Cloudy / Dry

Snetterton
Circuit Length = 2.9689 miles
Start: 12:03 Flag 12:13 End: 12:15

BMCRC - MRO Championships 2016 - Rnd 4 @ Snetterton 300

MRO Minitwins

RACE 2 - SECTOR ANALYSIS

SECTOR 1 = FL to I1, SECTOR 2 = I1 to FL, DIFF = Difference To Personal Best Lap

P20 38 Bob COUCHMAN Suzuki -

IDEAL LAP TIME : 2:12.925 BEST LAP TIME : 2:12.925 DIFFERENCE : 0.000

LAP	SECTOR 1	SECTOR 2	LAP TIME	MPH	DIFF	TIME OF DAY
1 -		44.775	2:22.302	75.10	9.377	12:05:33.666
2 -	1:29.299	45.226	2:14.525 (3)	79.45	1.600	12:07:48.191
3 -	1:29.496	45.063	2:14.559	79.43	1.634	12:10:02.750
4 -	1:29.879	44.645	2:14.524 (2)	79.45	1.599	12:12:17.274
5 -	***1:28.768***	***44.157***	***2:12.925 (1)***	***80.40***		***12:14:30.199***

P21 28 Dominic VEASEY Suzuki -

IDEAL LAP TIME : 2:12.751 BEST LAP TIME : 2:13.217 DIFFERENCE : 0.466

LAP	SECTOR 1	SECTOR 2	LAP TIME	MPH	DIFF	TIME OF DAY
1 -		***44.466***	2:22.570	74.96	9.353	12:05:33.934
2 -	1:29.739	45.146	2:14.885	79.23	1.668	12:07:48.819
3 -	1:29.672	44.798	2:14.470 (2)	79.48	1.253	12:10:03.289
4 -	1:29.323	45.163	2:14.486 (3)	79.47	1.269	12:12:17.775
5 -	***1:28.285***	44.932	***2:13.217 (1)***	***80.23***		***12:14:30.992***

P22 32 Chris THAY Suzuki - Scell-it uk

IDEAL LAP TIME : 2:12.873 BEST LAP TIME : 2:13.209 DIFFERENCE : 0.336

LAP	SECTOR 1	SECTOR 2	LAP TIME	MPH	DIFF	TIME OF DAY
1 -		***44.401***	2:23.005	74.73	9.796	12:05:34.369
2 -	1:29.505	45.155	2:14.660	79.37	1.451	12:07:49.029
3 -	1:29.511	45.020	2:14.531 (3)	79.44	1.322	12:10:03.560
4 -	1:29.363	44.972	2:14.335 (2)	79.56	1.126	12:12:17.895
5 -	***1:28.472***	44.737	***2:13.209 (1)***	***80.23***		***12:14:31.104***

P23 72 Kevin MILLER Suzuki - Mechanical Air Supplies Ltd

IDEAL LAP TIME : 2:13.128 BEST LAP TIME : 2:13.199 DIFFERENCE : 0.071

LAP	SECTOR 1	SECTOR 2	LAP TIME	MPH	DIFF	TIME OF DAY
1 -		45.153	2:25.858	73.27	12.659	12:05:37.222
2 -	1:30.450	44.918	2:15.368 (3)	78.95	2.169	12:07:52.590
3 -	1:30.131	45.293	2:15.424	78.92	2.225	12:10:08.014
4 -	***1:28.405***	44.794	***2:13.199 (1)***	***80.24***		***12:12:21.213***
5 -	1:29.094	***44.723***	2:13.817 (2)	79.87	0.618	12:14:35.030

P24 17 Ieva BAUBLYTE Suzuki - 1st Moto Solutions

IDEAL LAP TIME : 2:13.792 BEST LAP TIME : 2:13.797 DIFFERENCE : 0.005

LAP	SECTOR 1	SECTOR 2	LAP TIME	MPH	DIFF	TIME OF DAY
1 -		44.903	2:25.381	73.51	11.584	12:05:36.745
2 -	1:30.477	44.794	2:15.271	79.01	1.474	12:07:52.016
3 -	1:30.079	44.819	2:14.898 (3)	79.23	1.101	12:10:06.914
4 -	1:30.635	***44.246***	2:14.881 (2)	79.24	1.084	12:12:21.795
5 -	***1:29.546***	44.251	***2:13.797 (1)***	***79.88***		***12:14:35.592***

P25 21 Carl MITCHELL Suzuki - HB REAVIS Real Estate

IDEAL LAP TIME : 2:14.336 BEST LAP TIME : 2:14.358 DIFFERENCE : 0.022

LAP	SECTOR 1	SECTOR 2	LAP TIME	MPH	DIFF	TIME OF DAY
1 -		44.645	2:24.253	74.09	9.895	12:05:35.617
2 -	1:30.274	44.843	2:15.117 (2)	79.10	0.759	12:07:50.734
3 -	1:31.107	***44.392***	2:15.499 (3)	78.87	1.141	12:10:06.233
4 -	***1:29.944***	44.414	***2:14.358 (1)***	***79.54***		***12:12:20.591***
5 -	1:31.660	44.880	2:16.540	78.27	2.182	12:14:37.131

P26 15 Stephen JONES Suzuki - MW SOLICITORS

IDEAL LAP TIME : 2:13.596 BEST LAP TIME : 2:13.864 DIFFERENCE : 0.268

LAP	SECTOR 1	SECTOR 2	LAP TIME	MPH	DIFF	TIME OF DAY

Weather / Track : Cloudy / Dry

Snetterton
Circuit Length = 2.9689 miles
Start: 12:03 Flag 12:13 End: 12:15

BMCRC - MRO Championships 2016 - Rnd 4 @ Snetterton 300

MRO Minitwins

RACE 2 - SECTOR ANALYSIS

SECTOR 1 = FL to I1, SECTOR 2 = I1 to FL, DIFF = Difference To Personal Best Lap

1 -		45.870	2:28.243		72.09	14.379	12:05:39.607
2 -	1:30.442	45.346	2:15.788		78.71	1.924	12:07:55.395
3 -	***1:29.043***	45.140	2:14.183	**(3)**	79.65	0.319	12:10:09.578
4 -	1:29.518	***44.553***	2:14.071	**(2)**	79.71	0.207	12:12:23.649
5 -	1:29.066	44.798	***2:13.864***	**(1)**	***79.84***		***12:14:37.513***

P27 140 Daniel SALES Suzuki -

IDEAL LAP TIME : 2:14.849 BEST LAP TIME : 2:14.849 DIFFERENCE : 0.000

LAP	SECTOR 1	SECTOR 2	LAP TIME		MPH	DIFF	TIME OF DAY
1 -		45.250	2:25.089		73.66	10.240	12:05:36.453
2 -	1:30.025	45.476	2:15.501	**(3)**	78.87	0.652	12:07:51.954
3 -	1:30.614	45.171	2:15.785		78.71	0.936	12:10:07.739
4 -	***1:29.806***	***45.043***	***2:14.849***	**(1)**	***79.25***		***12:12:22.588***
5 -	1:29.820	45.117	2:14.937	**(2)**	79.20	0.088	12:14:37.525

P28 75 Patrick SMITH Suzuki -

IDEAL LAP TIME : 2:16.120 BEST LAP TIME : 2:16.120 DIFFERENCE : 0.000

LAP	SECTOR 1	SECTOR 2	LAP TIME		MPH	DIFF	TIME OF DAY
1 -		45.208	2:25.257		73.58	9.137	12:05:36.621
2 -	1:31.058	45.752	2:16.810	**(2)**	78.12	0.690	12:07:53.431
3 -	***1:30.957***	***45.163***	***2:16.120***	**(1)**	***78.51***		***12:10:09.551***
4 -	1:38.716	46.572	2:25.288		73.56	9.168	12:12:34.839
5 -	1:33.085	49.021	2:22.106	**(3)**	75.21	5.986	12:14:56.945

P29 66 Mark SMITH Suzuki - Nick&Brian Scott fisheries

IDEAL LAP TIME : 2:17.833 BEST LAP TIME : 2:18.537 DIFFERENCE : 0.704

LAP	SECTOR 1	SECTOR 2	LAP TIME		MPH	DIFF	TIME OF DAY
1 -		***46.466***	2:29.673		71.40	11.136	12:05:41.037
2 -	1:33.550	47.317	2:20.867		75.87	2.330	12:08:01.904
3 -	1:32.532	47.347	2:19.879	**(2)**	76.40	1.342	12:10:21.783
4 -	1:33.464	46.590	2:20.054	**(3)**	76.31	1.517	12:12:41.837
5 -	***1:31.367***	47.170	***2:18.537***	**(1)**	***77.14***		***12:15:00.374***

P30 23 Claire BECKETT Suzuki -

IDEAL LAP TIME : 2:18.242 BEST LAP TIME : 2:18.242 DIFFERENCE : 0.000

LAP	SECTOR 1	SECTOR 2	LAP TIME		MPH	DIFF	TIME OF DAY
1 -		47.314	2:29.445		71.51	11.203	12:05:40.809
2 -	1:33.675	47.672	2:21.347		75.61	3.105	12:08:02.156
3 -	1:33.334	47.063	2:20.397	**(3)**	76.12	2.155	12:10:22.553
4 -	1:33.637	46.630	2:20.267	**(2)**	76.19	2.025	12:12:42.820
5 -	***1:31.936***	***46.306***	***2:18.242***	**(1)**	***77.31***		***12:15:01.062***

P31 93 Jack WALLIS Suzuki - Grumpdad

IDEAL LAP TIME : 2:15.288 BEST LAP TIME : 2:17.819 DIFFERENCE : 2.531

LAP	SECTOR 1	SECTOR 2	LAP TIME		MPH	DIFF	TIME OF DAY
1 -		***45.187***	2:26.781		72.81	8.962	12:05:38.145
2 -	1:30.704	56.210	2:26.914		72.75	9.095	12:08:05.059
3 -	1:32.483	46.084	2:18.567	**(2)**	77.13	0.748	12:10:23.626
4 -	1:31.838	45.981	***2:17.819***	**(1)**	***77.55***		***12:12:41.445***
5 -	***1:30.101***	52.382	2:22.483	**(3)**	75.01	4.664	12:15:03.928

P32 67 Mike DEVALL Suzuki -

IDEAL LAP TIME : 2:19.655 BEST LAP TIME : 2:19.689 DIFFERENCE : 0.034

LAP	SECTOR 1	SECTOR 2	LAP TIME		MPH	DIFF	TIME OF DAY
1 -		47.487	2:33.151		69.78	13.462	12:05:44.515
2 -	1:34.297	47.489	2:21.786	**(3)**	75.38	2.097	12:08:06.301
3 -	1:33.501	***46.188***	***2:19.689***	**(1)**	***76.51***		***12:10:25.990***
4 -	***1:33.467***	46.906	2:20.373	**(2)**	76.14	0.684	12:12:46.363

Weather / Track : Cloudy / Dry

Snetterton
Circuit Length = 2.9689 miles
Start: 12:03 Flag 12:13 End: 12:15

BMCRC - MRO Championships 2016 - Rnd 4 @ Snetterton 300

MRO Minitwins

RACE 2 - SECTOR ANALYSIS

SECTOR 1 = FL to I1, SECTOR 2 = I1 to FL, DIFF = Difference To Personal Best Lap

5 -	1:34.601	48.260	2:22.861	74.81	3.172	12:15:09.224

P33 31 Kelvin EVENDEN Suzuki - Glosrose Group

IDEAL LAP TIME : 2:22.697 BEST LAP TIME : 2:22.697 DIFFERENCE : 0.000

LAP	SECTOR 1	SECTOR 2	LAP TIME	MPH	DIFF	TIME OF DAY
1 -		48.652	2:33.124	69.80	10.427	12:05:44.488
2 -	1:35.032	49.510	2:24.542	73.94	1.845	12:08:09.030
3 -	1:34.950	49.048	2:23.998 **(2)**	74.22	1.301	12:10:33.028
4 -	***1:34.597***	***48.100***	***2:22.697*** **(1)**	***74.90***		***12:12:55.725***
5 -	1:34.908	49.217	2:24.125 **(3)**	74.15	1.428	12:15:19.850

P34 55 Michael COPLEY Suzuki - Jayne copley

IDEAL LAP TIME : 2:22.890 BEST LAP TIME : 2:23.634 DIFFERENCE : 0.744

LAP	SECTOR 1	SECTOR 2	LAP TIME	MPH	DIFF	TIME OF DAY
1 -		***47.599***	2:31.546	70.52	7.912	12:05:42.910
2 -	1:35.831	50.442	2:26.273	73.06	2.639	12:08:09.183
3 -	***1:35.291***	49.288	2:24.579 **(3)**	73.92	0.945	12:10:33.762
4 -	1:35.524	48.576	2:24.100 **(2)**	74.17	0.466	12:12:57.862
5 -	1:35.738	47.896	***2:23.634*** **(1)**	***74.41***		***12:15:21.496***

P35 20 Jose TOUCEDA Suzuki - Cell2

IDEAL LAP TIME : 2:13.558 BEST LAP TIME : 2:13.663 DIFFERENCE : 0.105

LAP	SECTOR 1	SECTOR 2	LAP TIME	MPH	DIFF	TIME OF DAY
1 -		46.382	2:28.457 **(3)**	71.99	14.794	12:05:39.821
2 -	2:02.309	45.703	2:48.012	63.61	34.349	12:08:27.833
3 -	***1:28.930***	45.190	2:14.120 **(2)**	79.69	0.457	12:10:41.953
4 -	1:44.347	44.954	2:29.301	71.58	15.638	12:13:11.254
5 -	1:29.035	***44.628***	***2:13.663*** **(1)**	***79.96***		***12:15:24.917***

P36 35 Tyler WALSH Suzuki - GBR Powerlines

IDEAL LAP TIME : 2:06.096 BEST LAP TIME : 2:06.238 DIFFERENCE : 0.142

LAP	SECTOR 1	SECTOR 2	LAP TIME	MPH	DIFF	TIME OF DAY
1 -		42.225	2:11.951	81.00	5.713	12:05:23.315
2 -	1:24.323	42.706	2:07.029 **(3)**	84.13	0.791	12:07:30.344
3 -	1:24.392	***41.846***	***2:06.238*** **(1)**	***84.66***		***12:09:36.582***
4 -	***1:24.250***	42.148	2:06.398 **(2)**	84.55	0.160	12:11:42.980

P37 7 Richard HICKLING Suzuki - Think Cars / Lids By Wood

IDEAL LAP TIME : 2:04.688 BEST LAP TIME : 2:04.688 DIFFERENCE : 0.000

LAP	SECTOR 1	SECTOR 2	LAP TIME	MPH	DIFF	TIME OF DAY
1 -		42.171	2:10.316 **(2)**	82.01	5.628	12:05:21.680
2 -	***1:23.273***	***41.415***	***2:04.688*** **(1)**	***85.71***		***12:07:26.368***

P38 95 Grant ROBERTSON Suzuki -

IDEAL LAP TIME : 2:04.643 BEST LAP TIME : 2:04.643 DIFFERENCE : 0.000

LAP	SECTOR 1	SECTOR 2	LAP TIME	MPH	DIFF	TIME OF DAY
1 -		42.604	2:10.841 **(2)**	81.68	6.198	12:05:22.205
2 -	***1:23.366***	***41.277***	***2:04.643*** **(1)**	***85.74***		***12:07:26.848***

P39 444 Mark WILLIAMS Suzuki - F.C.L MOTORCYCLES

IDEAL LAP TIME : BEST LAP TIME : 2:15.508 DIFFERENCE :

LAP	SECTOR 1	SECTOR 2	LAP TIME	MPH	DIFF	TIME OF DAY
1 -		***42.659***	***2:15.508*** **(1)**	***78.87***		***12:05:26.872***

Weather / Track : Cloudy / Dry

Snetterton
Circuit Length = 2.9689 miles
Start: 12:03 Flag 12:13 End: 12:15

BMCRC - MRO Championships 2016 - Rnd 4 @ Snetterton 300

MRO Minitwins

RACE 2 - BEST SECTORS

SECTOR 1				SECTOR 2			IDEAL / BEST COMPARISON					
POS	NO	NAME	TIME	NO	NAME	TIME	POS	NO	NAME	IDEAL	BEST	DIFF
									PERFECT LAP	2:04.182		
1	26	DAVIES	**1:23.157**	26	DAVIES	**41.025**	1	26	DAVIES	2:04.182	2:04.182	0.000
2	7	HICKLING	**1:23.273**	76	KING	**41.028**	2	76	KING	2:04.491	2:04.566	0.075
3	95	ROBERTSON	**1:23.366**	95	ROBERTSON	**41.277**	3	95	ROBERTSON	2:04.643	2:04.643	0.000
4	76	KING	**1:23.463**	7	HICKLING	**41.415**	4	7	HICKLING	2:04.688	2:04.688	0.000
5	124	BUTLER	**1:23.676**	118	PLUMMER	**41.552**	5	118	PLUMMER	2:05.423	2:05.962	0.539
6	118	PLUMMER	**1:23.871**	68	EUSTACE	**41.585**	6	124	BUTLER	2:05.628	2:05.770	0.142
7	174	SINGLETON	**1:23.957**	111	FOLKES	**41.771**	7	111	FOLKES	2:05.734	2:05.734	0.000
8	111	FOLKES	**1:23.963**	35	WALSH	**41.846**	8	68	EUSTACE	2:05.779	2:05.938	0.159
9	68	EUSTACE	**1:24.194**	124	BUTLER	**41.952**	9	174	SINGLETON	2:06.019	2:06.663	0.644
10	35	WALSH	**1:24.250**	174	SINGLETON	**42.062**	10	35	WALSH	2:06.096	2:06.238	0.142
11	142	KENT	**1:24.747**	98	TOPPING	**42.175**	11	142	KENT	2:07.043	2:07.437	0.394
12	86	WITHERINGTON	**1:25.058**	5	MANTELL	**42.250**	12	86	WITHERINGTON	2:07.437	2:07.502	0.065
13	22	DOWDS	**1:25.099**	142	KENT	**42.296**	13	5	MANTELL	2:07.459	2:07.765	0.306
14	5	MANTELL	**1:25.209**	86	WITHERINGTON	**42.379**	14	22	DOWDS	2:07.528	2:07.528	0.000
15	98	TOPPING	**1:25.510**	22	DOWDS	**42.429**	15	98	TOPPING	2:07.685	2:07.901	0.216
16	199	COLLINS	**1:26.163**	444	WILLIAMS	**42.659**	16	199	COLLINS	2:09.093	2:09.093	0.000
17	97	PACKHAM	**1:26.196**	51	RUTTER	**42.888**	17	51	RUTTER	2:09.103	2:09.103	0.000
18	51	RUTTER	**1:26.215**	199	COLLINS	**42.930**	18	97	PACKHAM	2:09.374	2:09.635	0.261
19	192	MOFFA	**1:26.890**	192	MOFFA	**43.036**	19	192	MOFFA	2:09.926	2:10.035	0.109
20	19	LILLEY	**1:27.622**	97	PACKHAM	**43.178**	20	19	LILLEY	2:10.989	2:11.033	0.044
21	48	WALLIS	**1:28.150**	19	LILLEY	**43.367**	21	48	WALLIS	2:12.296	2:12.296	0.000
22	28	VEASEY	**1:28.285**	48	WALLIS	**44.146**	22	28	VEASEY	2:12.751	2:13.217	0.466
23	25	DAY	**1:28.364**	38	COUCHMAN	**44.157**	23	25	DAY	2:12.849	2:12.849	0.000
24	72	MILLER	**1:28.405**	17	BAUBLYTE	**44.246**	24	32	THAY	2:12.873	2:13.209	0.336
25	32	THAY	**1:28.472**	21	MITCHELL	**44.392**	25	38	COUCHMAN	2:12.925	2:12.925	0.000
26	38	COUCHMAN	**1:28.768**	32	THAY	**44.401**	26	72	MILLER	2:13.128	2:13.199	0.071
27	20	TOUCEDA	**1:28.930**	28	VEASEY	**44.466**	27	20	TOUCEDA	2:13.558	2:13.663	0.105
28	15	JONES	**1:29.043**	25	DAY	**44.485**	28	15	JONES	2:13.596	2:13.864	0.268
29	17	BAUBLYTE	**1:29.546**	15	JONES	**44.553**	29	17	BAUBLYTE	2:13.792	2:13.797	0.005
30	140	SALES	**1:29.806**	20	TOUCEDA	**44.628**	30	21	MITCHELL	2:14.336	2:14.358	0.022
31	21	MITCHELL	**1:29.944**	72	MILLER	**44.723**	31	140	SALES	2:14.849	2:14.849	0.000
32	93	WALLIS	**1:30.101**	140	SALES	**45.043**	32	93	WALLIS	2:15.288	2:17.819	2.531
33	75	SMITH	**1:30.957**	75	SMITH	**45.163**	33	75	SMITH	2:16.120	2:16.120	0.000
34	66	SMITH	**1:31.367**	93	WALLIS	**45.187**	34	66	SMITH	2:17.833	2:18.537	0.704
35	23	BECKETT	**1:31.936**	67	DEVALL	**46.188**	35	23	BECKETT	2:18.242	2:18.242	0.000
36	67	DEVALL	**1:33.467**	23	BECKETT	**46.306**	36	67	DEVALL	2:19.655	2:19.689	0.034
37	31	EVENDEN	**1:34.597**	66	SMITH	**46.466**	37	31	EVENDEN	2:22.697	2:22.697	0.000
38	55	COPLEY	**1:35.291**	55	COPLEY	**47.599**	38	55	COPLEY	2:22.890	2:23.634	0.744
39				31	EVENDEN	**48.100**	39	444	WILLIAMS		2:15.508	

Weather / Track : Cloudy / Dry

Snetterton
Circuit Length = 2.9689 miles
Start: 12:03 Flag 12:13 End: 12:15

Results can be found at www.tsl-timing.com

Printed - 12:18 Saturday, 28 May 2016

BMCRC - MRO Championships 2016 - Rnd 4 @ Snetterton 300

MRO Minitwins

RACE 12 - CLASSIFICATION

POS	NO	NAME	ENTRY	LAPS	TIME	GAP	DIFF	MPH	BEST	ON
1	7	**Richard HICKLING**	Suzuki - Think Cars / Lids By Wood	**5**	10:33.766			84.32	**2:03.319**	5
2	76	**Charlie KING**	Suzuki - Lad and Dad Racing	**5**	10:34.718	**0.952**	0.952	84.19	**2:05.104**	5
3	118	**James PLUMMER**	Suzuki -	**5**	10:38.774	**5.008**	4.056	83.66	**2:05.726**	4
4	111	**Ryan FOLKES**	Suzuki -	**5**	10:38.842	**5.076**	0.068	83.65	**2:05.809**	5
5	68	**Thomas EUSTACE**	Suzuki - More moto/sublime designs	**5**	10:40.543	**6.777**	1.701	83.42	**2:06.188**	5
6	142	**Chris KENT**	Suzuki - More moto	**5**	10:41.541	**7.775**	0.998	83.29	**2:05.983**	5
7	86	**Paul WITHERINGTON**	Suzuki - P&R plumbing	**5**	10:44.059	**10.293**	2.518	82.97	**2:06.944**	2
8	98	**Steven TOPPING**	Suzuki -	**5**	10:44.910	**11.144**	0.851	82.86	**2:07.248**	5
9	124	**Kurtis BUTLER**	Suzuki - PGVM / 3vk	**5**	10:51.560	**17.794**	6.650	82.01	**2:07.323**	3
10	199	**Lloyd COLLINS**	Suzuki - Warren Drives	**5**	10:56.038	**22.272**	4.478	81.45	**2:09.279**	5
11	5	**Barry MANTELL**	Suzuki - Swedish car connection	**5**	10:56.271	**22.505**	0.233	81.43	**2:09.436**	5
12	22	**Darren DOWDS**	Suzuki - sublime designs racing	**5**	10:56.772	**23.006**	0.501	81.36	**2:08.775**	5
13	51	**Theo RUTTER**	Suzuki - Sublime Designs Racing/RRC	**5**	10:56.863	**23.097**	0.091	81.35	**2:08.913**	5
14	174	**Daniel SINGLETON**	Suzuki - SDC	**5**	11:05.718	**31.952**	8.855	80.27	**2:07.225**	2
15	97	**Jake PACKHAM**	Suzuki -	**5**	11:06.325	**32.559**	0.607	80.20	**2:10.322**	5
16	444	**Mark WILLIAMS**	Suzuki - F.C.L MOTORCYCLES	**5**	11:07.065	**33.299**	0.740	80.11	**2:11.229**	4
17	95	**Grant ROBERTSON**	Suzuki -	**5**	11:07.179	**33.413**	0.114	80.09	**2:08.102**	3
18	19	**Kevin LILLEY**	Suzuki - Vanson Leathers	**5**	11:12.187	**38.421**	5.008	79.50	**2:11.444**	3
19	20	**Jose TOUCEDA**	Suzuki - Cell2	**5**	11:13.924	**40.158**	1.737	79.29	**2:09.992**	5
20	28	**Dominic VEASEY**	Suzuki -	**5**	11:19.403	**45.637**	5.479	78.65	**2:13.803**	4
21	25	**Harrison DAY**	Suzuki -	**5**	11:19.567	**45.801**	0.164	78.63	**2:13.916**	5
22	48	**Shaun WALLIS**	Suzuki -	**5**	11:21.514	**47.748**	1.947	78.41	**2:13.657**	4
23	21	**Carl MITCHELL**	Suzuki - HB REAVIS Real Estate	**5**	11:25.813	**52.047**	4.299	77.92	**2:13.061**	5
24	93	**Jack WALLIS**	Suzuki - Grumpdad	**5**	11:26.530	**52.764**	0.717	77.84	**2:13.973**	5
25	140	**Daniel SALES**	Suzuki -	**5**	11:30.167	**56.401**	3.637	77.43	**2:14.171**	5
26	38	**Bob COUCHMAN**	Suzuki -	**5**	11:30.188	**56.422**	0.021	77.42	**2:15.076**	5
27	32	**Chris THAY**	Suzuki - Scell-it uk	**5**	11:30.373	**56.607**	0.185	77.40	**2:15.455**	5
28	15	**Stephen JONES**	Suzuki - MW SOLICITORS	**5**	11:31.080	**57.314**	0.707	77.32	**2:14.874**	3
29	72	**Kevin MILLER**	Suzuki - Mechanical Air Supplies Ltd	**5**	11:31.236	**57.470**	0.156	77.31	**2:14.863**	5
30	66	**Mark SMITH**	Suzuki - Nick&Brian Scott fisheries	**5**	11:49.290	**1:15.524**	18.054	75.34	**2:19.148**	2
31	75	**Patrick SMITH**	Suzuki -	**5**	11:50.365	**1:16.599**	1.075	75.22	**2:17.470**	4
32	23	**Claire BECKETT**	Suzuki -	**5**	11:56.859	**1:23.093**	6.494	74.54	**2:20.114**	5
33	67	**Mike DEVALL**	Suzuki -	**5**	11:57.887	**1:24.121**	1.028	74.44	**2:20.205**	5
34	55	**Michael COPLEY**	Suzuki - Jayne copley	**5**	12:04.849	**1:31.083**	6.962	73.72	**2:21.938**	4
35	31	**Kelvin EVENDEN**	Suzuki - Glosrose Group	**5**	12:22.956	**1:49.190**	18.107	71.92	**2:25.723**	4
			NOT CLASSIFIED							
DNF	192	**Daniel MOFFA**	Suzuki - Forest Stump	**1**	2:19.072	**4 Laps**	4 Laps	76.85	**2:19.072**	1
DNF	26	**Glynn DAVIES**	Suzuki -	**0**						

FASTEST LAP

	7	**Richard HICKLING**	Suzuki - Think Cars / Lids By Wood	**5**	2:03.319	86.67 mph	139.48 kph

90% of Race Speed = 75.88 mph

Snetterton
Circuit Length = 2.9689 miles
Start: 15:56 Flag 16:07 End: 16:09

Weather / Track : Cloudy / Dry
These results are provisional until the conclusion of any judicial and technical matters.

Clerk Of Course :		Timekeeper :

Results can be found at www.tsl-timing.com

Printed - 16:09 Saturday, 28 May 2016

BMCRC - MRO Championships 2016 - Rnd 4 @ Snetterton 300

MRO Minitwins

RACE 12 - LAP CHART

LAP 1	@ 15:59:00.335		LAP 2	@ 16:01:07.026		LAP 3	@ 16:03:12.881		LAP 4	@ 16:05:18.688		LAP 5	@ 16:07:22.840	
NO	BEHIND	LAP TIME	NO	BEHIND	LAP TIME	NO	BEHIND	LAP TIME	NO	BEHIND	LAP TIME	NO	BEHIND	LAP TIME
76		2:11.261	**76**		2:06.691	**76**		2:05.855	**76**		2:05.807	**7**		2:03.319
118	1.203	2:12.464	**118**	1.743	2:07.231	**7**	2.684	2:05.485	**7**	0.833	2:03.956	**76**	0.952	2:05.104
111	1.931	2:13.192	**111**	2.289	2:07.049	**111**	2.836	2:06.402	**118**	2.976	2:05.726	**118**	5.008	2:06.184
86	2.471	2:13.732	**86**	2.724	2:06.944	**118**	3.057	2:07.169	**111**	3.419	2:06.390	**111**	5.076	2:05.809
174	2.585	2:13.846	**7**	3.054	2:04.856	**68**	3.886	2:06.506	**68**	4.741	2:06.662	**68**	6.777	2:06.188
68	2.642	2:13.903	**174**	3.119	2:07.225	**86**	4.242	2:07.373	**86**	5.914	2:07.479	**142**	7.775	2:05.983
98	3.389	2:14.650	**68**	3.235	2:07.284	**142**	4.951	2:06.629	**142**	5.944	2:06.800	**86**	10.293	2:08.531
142	3.924	2:15.185	**98**	4.114	2:07.416	**98**	6.119	2:07.860	**98**	8.048	2:07.736	**98**	11.144	2:07.248
7	4.889	2:16.150	**142**	4.177	2:06.944	**174**	6.800	2:09.536	**124**	11.961	2:08.937	**124**	17.794	2:09.985
199	4.968	2:16.229	**124**	7.363	2:07.475	**124**	8.831	2:07.323	**199**	17.145	2:09.766	**199**	22.272	2:09.279
5	5.616	2:16.877	**199**	8.993	2:10.716	**95**	12.121	2:08.102	**5**	17.221	2:09.897	**5**	22.505	2:09.436
22	6.391	2:17.652	**5**	9.264	2:10.339	**5**	13.131	2:09.722	**51**	18.336	2:10.219	**22**	23.006	2:08.775
124	6.579	2:17.840	**95**	9.874	2:08.951	**199**	13.186	2:10.048	**22**	18.383	2:10.333	**51**	23.097	2:08.913
51	7.228	2:18.489	**22**	9.905	2:10.205	**22**	13.857	2:09.807	**95**	21.195	2:14.881	**174**	31.952	2:10.374
95	7.614	2:18.875	**51**	10.050	2:09.513	**51**	13.924	2:09.729	**174**	25.730	2:24.737	**97**	32.559	2:10.322
192	7.811	2:19.072	**444**	14.736	2:11.776	**444**	20.549	2:11.668	**444**	25.971	2:11.229	**444**	33.299	2:11.480
97	8.295	2:19.556	**97**	14.794	2:13.190	**97**	20.912	2:11.973	**97**	26.389	2:11.284	**95**	33.413	2:16.370
444	9.651	2:20.912	**25**	18.429	2:14.516	**19**	24.420	2:11.444	**19**	30.408	2:11.795	**19**	38.421	2:12.165
25	10.604	2:21.865	**28**	18.537	2:14.078	**28**	27.290	2:14.608	**20**	34.318	2:11.192	**20**	40.158	2:09.992
48	10.923	2:22.184	**19**	18.831	2:14.050	**25**	27.747	2:15.173	**28**	35.286	2:13.803	**28**	45.637	2:14.503
28	11.150	2:22.411	**48**	20.323	2:16.091	**20**	28.933	2:11.287	**25**	36.037	2:14.097	**25**	45.801	2:13.916
19	11.472	2:22.733	**20**	23.501	2:14.634	**48**	29.415	2:14.947	**48**	37.265	2:13.657	**48**	47.748	2:14.635
32	13.168	2:24.429	**32**	24.696	2:18.219	**93**	34.107	2:15.139	**93**	42.943	2:14.643	**21**	52.047	2:13.061
38	13.858	2:25.119	**93**	24.823	2:16.968	**21**	34.380	2:14.526	**21**	43.138	2:14.565	**93**	52.764	2:13.973
21	13.922	2:25.183	**38**	25.636	2:18.469	**32**	34.636	2:15.795	**32**	45.304	2:16.475	**140**	56.401	2:14.171
93	14.546	2:25.807	**21**	25.709	2:18.478	**38**	35.109	2:15.328	**38**	45.498	2:16.196	**38**	56.422	2:15.076
140	15.122	2:26.383	**15**	26.421	2:17.429	**15**	35.440	2:14.874	**15**	45.812	2:16.179	**32**	56.607	2:15.455
20	15.558	2:26.819	**140**	26.644	2:18.213	**140**	36.441	2:15.652	**140**	46.382	2:15.748	**15**	57.314	2:15.654
15	15.683	2:26.944	**75**	26.944	2:17.704	**72**	37.013	2:15.462	**72**	46.759	2:15.553	**72**	57.470	2:14.863
75	15.931	2:27.192	**72**	27.406	2:17.112	**75**	39.956	2:18.867	**75**	51.619	2:17.470	**66**	1:15.524	2:21.585
72	16.985	2:28.246	**66**	29.973	2:19.148	**66**	43.516	2:19.398	**66**	58.091	2:20.382	**75**	1:16.599	2:29.132
66	17.516	2:28.777	**23**	36.044	2:21.679	**23**	51.680	2:21.491	**23**	1:07.131	2:21.258	**23**	1:23.093	2:20.114
55	20.845	2:32.106	**67**	37.069	2:22.722	**67**	52.655	2:21.441	**67**	1:08.068	2:21.220	**67**	1:24.121	2:20.205
67	21.038	2:32.299	**55**	37.995	2:23.841	**55**	54.776	2:22.636	**55**	1:10.907	2:21.938	**55**	1:31.083	2:24.328
23	21.056	2:32.317	**31**	46.634	2:28.686	**31**	1:06.679	2:25.900	**31**	1:26.595	2:25.723	**31**	1:49.190	2:26.747
31	24.639	2:35.900												

Weather / Track : Cloudy / Dry

Snetterton
Circuit Length = 2.9689 miles
Start: 15:56 Flag 16:07 End: 16:09

Results can be found at www.tsl-timing.com

Printed - 16:11 Saturday, 28 May 2016

BMCRC - MRO Championships 2016 - Rnd 4 @ Snetterton 300

MRO Minitwins

RACE 12 - SECTOR ANALYSIS

SECTOR 1 = FL to I1, SECTOR 2 = I1 to FL, DIFF = Difference To Personal Best Lap

P1 7 Richard HICKLING Suzuki - Think Cars / Lids By Wood

IDEAL LAP TIME : 2:03.319 BEST LAP TIME : 2:03.319 DIFFERENCE : 0.000

LAP	SECTOR 1	SECTOR 2	LAP TIME	MPH	DIFF	TIME OF DAY
1 -		42.010	2:16.150	78.50	12.831	15:59:05.224
2 -	1:23.443	41.413	2:04.856 (3)	85.60	1.537	16:01:10.080
3 -	1:24.206	41.279	2:05.485	85.17	2.166	16:03:15.565
4 -	1:22.662	41.294	2:03.956 (2)	86.22	0.637	16:05:19.521
5 -	***1:22.347***	***40.972***	***2:03.319 (1)***	***86.67***		***16:07:22.840***

P2 76 Charlie KING Suzuki - Lad and Dad Racing

IDEAL LAP TIME : 2:05.104 BEST LAP TIME : 2:05.104 DIFFERENCE : 0.000

LAP	SECTOR 1	SECTOR 2	LAP TIME	MPH	DIFF	TIME OF DAY
1 -		41.558	2:11.261	81.42	6.157	15:59:00.335
2 -	1:24.949	41.742	2:06.691	84.36	1.587	16:01:07.026
3 -	1:24.419	41.436	2:05.855 (3)	84.92	0.751	16:03:12.881
4 -	1:24.325	41.482	2:05.807 (2)	84.95	0.703	16:05:18.688
5 -	***1:24.109***	***40.995***	***2:05.104 (1)***	***85.43***		***16:07:23.792***

P3 118 James PLUMMER Suzuki -

IDEAL LAP TIME : 2:05.307 BEST LAP TIME : 2:05.726 DIFFERENCE : 0.419

LAP	SECTOR 1	SECTOR 2	LAP TIME	MPH	DIFF	TIME OF DAY
1 -		42.001	2:12.464	80.68	6.738	15:59:01.538
2 -	1:25.432	41.799	2:07.231	84.00	1.505	16:01:08.769
3 -	1:25.529	41.640	2:07.169 (3)	84.04	1.443	16:03:15.938
4 -	***1:24.062***	41.664	***2:05.726 (1)***	***85.01***		***16:05:21.664***
5 -	1:24.939	***41.245***	2:06.184 (2)	84.70	0.458	16:07:27.848

P4 111 Ryan FOLKES Suzuki -

IDEAL LAP TIME : 2:05.723 BEST LAP TIME : 2:05.809 DIFFERENCE : 0.086

LAP	SECTOR 1	SECTOR 2	LAP TIME	MPH	DIFF	TIME OF DAY
1 -		42.602	2:13.192	80.24	7.383	15:59:02.266
2 -	1:24.796	42.253	2:07.049	84.12	1.240	16:01:09.315
3 -	1:24.732	41.670	2:06.402 (3)	84.55	0.593	16:03:15.717
4 -	***1:24.395***	41.995	2:06.390 (2)	84.56	0.581	16:05:22.107
5 -	1:24.481	***41.328***	***2:05.809 (1)***	***84.95***		***16:07:27.916***

P5 68 Thomas EUSTACE Suzuki - More moto/sublime designs

IDEAL LAP TIME : 2:06.188 BEST LAP TIME : 2:06.188 DIFFERENCE : 0.000

LAP	SECTOR 1	SECTOR 2	LAP TIME	MPH	DIFF	TIME OF DAY
1 -		42.147	2:13.903	79.81	7.715	15:59:02.977
2 -	1:25.201	42.083	2:07.284	83.97	1.096	16:01:10.261
3 -	1:24.803	41.703	2:06.506 (2)	84.48	0.318	16:03:16.767
4 -	1:24.779	41.883	2:06.662 (3)	84.38	0.474	16:05:23.429
5 -	***1:24.541***	***41.647***	***2:06.188 (1)***	***84.69***		***16:07:29.617***

P6 142 Chris KENT Suzuki - More moto

IDEAL LAP TIME : 2:05.983 BEST LAP TIME : 2:05.983 DIFFERENCE : 0.000

LAP	SECTOR 1	SECTOR 2	LAP TIME	MPH	DIFF	TIME OF DAY
1 -		42.849	2:15.185	79.06	9.202	15:59:04.259
2 -	1:25.278	41.666	2:06.944	84.19	0.961	16:01:11.203
3 -	1:24.855	41.774	2:06.629 (2)	84.40	0.646	16:03:17.832
4 -	1:24.926	41.874	2:06.800 (3)	84.29	0.817	16:05:24.632
5 -	***1:24.334***	***41.649***	***2:05.983 (1)***	***84.83***		***16:07:30.615***

P7 86 Paul WITHERINGTON Suzuki - P&R plumbing

IDEAL LAP TIME : 2:06.784 BEST LAP TIME : 2:06.944 DIFFERENCE : 0.160

LAP	SECTOR 1	SECTOR 2	LAP TIME	MPH	DIFF	TIME OF DAY

Weather / Track : Cloudy / Dry

Snetterton
Circuit Length = 2.9689 miles
Start: 15:56 Flag 16:07 End: 16:09

BMCRC - MRO Championships 2016 - Rnd 4 @ Snetterton 300

MRO Minitwins

RACE 12 - SECTOR ANALYSIS

SECTOR 1 = FL to I1, SECTOR 2 = I1 to FL, DIFF = Difference To Personal Best Lap

1 -		42.623	2:13.732		79.92	6.788	15:59:02.806
2 -	***1:24.859***	42.085	***2:06.944***	**(1)**	***84.19***		***16:01:09.750***
3 -	1:25.448	***41.925***	2:07.373	**(2)**	83.91	0.429	16:03:17.123
4 -	1:24.934	42.545	2:07.479	**(3)**	83.84	0.535	16:05:24.602
5 -	1:25.729	42.802	2:08.531		83.15	1.587	16:07:33.133

P8 98 Steven TOPPING Suzuki -

IDEAL LAP TIME : 2:07.248 BEST LAP TIME : 2:07.248 DIFFERENCE : 0.000

LAP	SECTOR 1	SECTOR 2	LAP TIME		MPH	DIFF	TIME OF DAY
1 -		42.270	2:14.650		79.37	7.402	15:59:03.724
2 -	1:25.397	42.019	2:07.416	**(2)**	83.88	0.168	16:01:11.140
3 -	1:25.827	42.033	2:07.860		83.59	0.612	16:03:19.000
4 -	1:25.707	42.029	2:07.736	**(3)**	83.67	0.488	16:05:26.736
5 -	***1:25.320***	***41.928***	***2:07.248***	**(1)**	***83.99***		***16:07:33.984***

P9 124 Kurtis BUTLER Suzuki - PGVM / 3vk

IDEAL LAP TIME : 2:07.087 BEST LAP TIME : 2:07.323 DIFFERENCE : 0.236

LAP	SECTOR 1	SECTOR 2	LAP TIME		MPH	DIFF	TIME OF DAY
1 -		***42.014***	2:17.840		77.53	10.517	15:59:06.914
2 -	1:25.295	42.180	2:07.475	**(2)**	83.84	0.152	16:01:14.389
3 -	***1:25.073***	42.250	***2:07.323***	**(1)**	***83.94***		***16:03:21.712***
4 -	1:25.892	43.045	2:08.937	**(3)**	82.89	1.614	16:05:30.649
5 -	1:26.669	43.316	2:09.985		82.22	2.662	16:07:40.634

P10 199 Lloyd COLLINS Suzuki - Warren Drives

IDEAL LAP TIME : 2:09.106 BEST LAP TIME : 2:09.279 DIFFERENCE : 0.173

LAP	SECTOR 1	SECTOR 2	LAP TIME		MPH	DIFF	TIME OF DAY
1 -		***43.021***	2:16.229		78.45	6.950	15:59:05.303
2 -	1:27.652	43.064	2:10.716		81.76	1.437	16:01:16.019
3 -	1:26.900	43.148	2:10.048	**(3)**	82.18	0.769	16:03:26.067
4 -	1:26.621	43.145	2:09.766	**(2)**	82.36	0.487	16:05:35.833
5 -	***1:26.085***	43.194	***2:09.279***	**(1)**	***82.67***		***16:07:45.112***

P11 5 Barry MANTELL Suzuki - Swedish car connection

IDEAL LAP TIME : 2:08.841 BEST LAP TIME : 2:09.436 DIFFERENCE : 0.595

LAP	SECTOR 1	SECTOR 2	LAP TIME		MPH	DIFF	TIME OF DAY
1 -		43.260	2:16.877		78.08	7.441	15:59:05.951
2 -	1:27.207	43.132	2:10.339		82.00	0.903	16:01:16.290
3 -	1:26.939	42.783	2:09.722	**(2)**	82.39	0.286	16:03:26.012
4 -	1:27.263	***42.634***	2:09.897	**(3)**	82.28	0.461	16:05:35.909
5 -	***1:26.207***	43.229	***2:09.436***	**(1)**	***82.57***		***16:07:45.345***

P12 22 Darren DOWDS Suzuki - sublime designs racing

IDEAL LAP TIME : 2:08.775 BEST LAP TIME : 2:08.775 DIFFERENCE : 0.000

LAP	SECTOR 1	SECTOR 2	LAP TIME		MPH	DIFF	TIME OF DAY
1 -		43.459	2:17.652		77.64	8.877	15:59:06.726
2 -	1:26.859	43.346	2:10.205	**(3)**	82.08	1.430	16:01:16.931
3 -	1:26.795	43.012	2:09.807	**(2)**	82.33	1.032	16:03:26.738
4 -	1:26.699	43.634	2:10.333		82.00	1.558	16:05:37.071
5 -	***1:25.822***	***42.953***	***2:08.775***	**(1)**	***82.99***		***16:07:45.846***

P13 51 Theo RUTTER Suzuki - Sublime Designs Racing/RRC

IDEAL LAP TIME : 2:08.908 BEST LAP TIME : 2:08.913 DIFFERENCE : 0.005

LAP	SECTOR 1	SECTOR 2	LAP TIME		MPH	DIFF	TIME OF DAY
1 -		44.129	2:18.489		77.17	9.576	15:59:07.563
2 -	***1:26.145***	43.368	2:09.513	**(2)**	82.52	0.600	16:01:17.076
3 -	1:26.886	42.843	2:09.729	**(3)**	82.38	0.816	16:03:26.805
4 -	1:26.990	43.229	2:10.219		82.07	1.306	16:05:37.024

Snetterton
Circuit Length = 2.9689 miles
Start: 15:56 Flag 16:07 End: 16:09

Weather / Track : Cloudy / Dry

BMCRC - MRO Championships 2016 - Rnd 4 @ Snetterton 300

MRO Minitwins

RACE 12 - SECTOR ANALYSIS

SECTOR 1 = FL to I1, SECTOR 2 = I1 to FL, DIFF = Difference To Personal Best Lap

5 -	1:26.150	***42.763***	***2:08.913***	**(1)**	***82.90***	***16:07:45.937***

P14 174 Daniel SINGLETON Suzuki - SDC

IDEAL LAP TIME : 2:07.225 BEST LAP TIME : 2:07.225 DIFFERENCE : 0.000

LAP	SECTOR 1	SECTOR 2	LAP TIME		MPH	DIFF	TIME OF DAY
1 -		42.523	2:13.846		79.85	6.621	15:59:02.920
2 -	***1:25.124***	***42.101***	***2:07.225***	**(1)**	***84.00***		***16:01:10.145***
3 -	1:27.332	42.204	2:09.536	**(2)**	82.51	2.311	16:03:19.681
4 -	1:36.992	47.745	2:24.737		73.84	17.512	16:05:44.418
5 -	1:27.526	42.848	2:10.374	**(3)**	81.98	3.149	16:07:54.792

P15 97 Jake PACKHAM Suzuki -

IDEAL LAP TIME : 2:10.322 BEST LAP TIME : 2:10.322 DIFFERENCE : 0.000

LAP	SECTOR 1	SECTOR 2	LAP TIME		MPH	DIFF	TIME OF DAY
1 -		43.339	2:19.556		76.58	9.234	15:59:08.630
2 -	1:27.597	45.593	2:13.190		80.24	2.868	16:01:21.820
3 -	1:28.222	43.751	2:11.973	**(3)**	80.98	1.651	16:03:33.793
4 -	1:27.977	43.307	2:11.284	**(2)**	81.41	0.962	16:05:45.077
5 -	***1:27.580***	***42.742***	***2:10.322***	**(1)**	***82.01***		***16:07:55.399***

P16 444 Mark WILLIAMS Suzuki - F.C.L MOTORCYCLES

IDEAL LAP TIME : 2:10.514 BEST LAP TIME : 2:11.229 DIFFERENCE : 0.715

LAP	SECTOR 1	SECTOR 2	LAP TIME		MPH	DIFF	TIME OF DAY
1 -		43.333	2:20.912		75.84	9.683	15:59:09.986
2 -	***1:27.494***	44.282	2:11.776		81.10	0.547	16:01:21.762
3 -	1:27.946	43.722	2:11.668	**(3)**	81.17	0.439	16:03:33.430
4 -	1:28.170	43.059	***2:11.229***	**(1)**	***81.44***		***16:05:44.659***
5 -	1:28.460	***43.020***	2:11.480	**(2)**	81.29	0.251	16:07:56.139

P17 95 Grant ROBERTSON Suzuki -

IDEAL LAP TIME : 2:07.862 BEST LAP TIME : 2:08.102 DIFFERENCE : 0.240

LAP	SECTOR 1	SECTOR 2	LAP TIME		MPH	DIFF	TIME OF DAY
1 -		42.809	2:18.875		76.96	10.773	15:59:07.949
2 -	***1:25.764***	43.187	2:08.951	**(2)**	82.88	0.849	16:01:16.900
3 -	1:26.004	***42.098***	***2:08.102***	**(1)**	***83.43***		***16:03:25.002***
4 -	1:32.012	42.869	2:14.881	**(3)**	79.24	6.779	16:05:39.883
5 -	1:33.781	42.589	2:16.370		78.37	8.268	16:07:56.253

P18 19 Kevin LILLEY Suzuki - Vanson Leathers

IDEAL LAP TIME : 2:11.439 BEST LAP TIME : 2:11.444 DIFFERENCE : 0.005

LAP	SECTOR 1	SECTOR 2	LAP TIME		MPH	DIFF	TIME OF DAY
1 -		44.511	2:22.733		74.88	11.289	15:59:11.807
2 -	1:29.686	44.364	2:14.050		79.73	2.606	16:01:25.857
3 -	1:27.867	***43.577***	***2:11.444***	**(1)**	***81.31***		***16:03:37.301***
4 -	1:28.054	43.741	2:11.795	**(2)**	81.09	0.351	16:05:49.096
5 -	***1:27.862***	44.303	2:12.165	**(3)**	80.86	0.721	16:08:01.261

P19 20 Jose TOUCEDA Suzuki - Cell2

IDEAL LAP TIME : 2:09.992 BEST LAP TIME : 2:09.992 DIFFERENCE : 0.000

LAP	SECTOR 1	SECTOR 2	LAP TIME		MPH	DIFF	TIME OF DAY
1 -		45.904	2:26.819		72.79	16.827	15:59:15.893
2 -	1:29.286	45.348	2:14.634		79.38	4.642	16:01:30.527
3 -	1:27.157	44.130	2:11.287	**(3)**	81.41	1.295	16:03:41.814
4 -	1:27.304	43.888	2:11.192	**(2)**	81.46	1.200	16:05:53.006
5 -	***1:26.351***	***43.641***	***2:09.992***	**(1)**	***82.22***		***16:08:02.998***

Weather / Track : Cloudy / Dry

Snetterton
Circuit Length = 2.9689 miles
Start: 15:56 Flag 16:07 End: 16:09

BMCRC - MRO Championships 2016 - Rnd 4 @ Snetterton 300

MRO Minitwins

RACE 12 - SECTOR ANALYSIS

SECTOR 1 = FL to I1, SECTOR 2 = I1 to FL, DIFF = Difference To Personal Best Lap

P20 28 Dominic VEASEY Suzuki -

IDEAL LAP TIME : 2:13.489 BEST LAP TIME : 2:13.803 DIFFERENCE : 0.314

LAP	SECTOR 1	SECTOR 2	LAP TIME	MPH	DIFF	TIME OF DAY
1 -		***44.459***	2:22.411	75.05	8.608	15:59:11.485
2 -	1:29.053	45.025	2:14.078 **(2)**	79.71	0.275	16:01:25.563
3 -	1:29.216	45.392	2:14.608	79.40	0.805	16:03:40.171
4 -	***1:29.030***	44.773	***2:13.803*** **(1)**	***79.87***		***16:05:53.974***
5 -	1:29.363	45.140	2:14.503 **(3)**	79.46	0.700	16:08:08.477

P21 25 Harrison DAY Suzuki -

IDEAL LAP TIME : 2:13.606 BEST LAP TIME : 2:13.916 DIFFERENCE : 0.310

LAP	SECTOR 1	SECTOR 2	LAP TIME	MPH	DIFF	TIME OF DAY
1 -		***44.518***	2:21.865	75.33	7.949	15:59:10.939
2 -	1:29.336	45.180	2:14.516 **(3)**	79.45	0.600	16:01:25.455
3 -	1:30.276	44.897	2:15.173	79.06	1.257	16:03:40.628
4 -	1:29.411	44.686	2:14.097 **(2)**	79.70	0.181	16:05:54.725
5 -	***1:29.088***	44.828	***2:13.916*** **(1)**	***79.81***		***16:08:08.641***

P22 48 Shaun WALLIS Suzuki -

IDEAL LAP TIME : 2:13.442 BEST LAP TIME : 2:13.657 DIFFERENCE : 0.215

LAP	SECTOR 1	SECTOR 2	LAP TIME	MPH	DIFF	TIME OF DAY
1 -		***44.584***	2:22.184	75.17	8.527	15:59:11.258
2 -	1:30.320	45.771	2:16.091	78.53	2.434	16:01:27.349
3 -	1:30.083	44.864	2:14.947 **(3)**	79.20	1.290	16:03:42.296
4 -	***1:28.858***	44.799	***2:13.657*** **(1)**	***79.96***		***16:05:55.953***
5 -	1:29.899	44.736	2:14.635 **(2)**	79.38	0.978	16:08:10.588

P23 21 Carl MITCHELL Suzuki - HB REAVIS Real Estate

IDEAL LAP TIME : 2:13.061 BEST LAP TIME : 2:13.061 DIFFERENCE : 0.000

LAP	SECTOR 1	SECTOR 2	LAP TIME	MPH	DIFF	TIME OF DAY
1 -		44.706	2:25.183	73.61	12.122	15:59:14.257
2 -	1:31.701	46.777	2:18.478	77.18	5.417	16:01:32.735
3 -	1:29.971	44.555	2:14.526 **(2)**	79.44	1.465	16:03:47.261
4 -	1:29.837	44.728	2:14.565 **(3)**	79.42	1.504	16:06:01.826
5 -	***1:29.192***	***43.869***	***2:13.061*** **(1)**	***80.32***		***16:08:14.887***

P24 93 Jack WALLIS Suzuki - Grumpdad

IDEAL LAP TIME : 2:13.421 BEST LAP TIME : 2:13.973 DIFFERENCE : 0.552

LAP	SECTOR 1	SECTOR 2	LAP TIME	MPH	DIFF	TIME OF DAY
1 -		45.330	2:25.807	73.30	11.834	15:59:14.881
2 -	1:30.971	45.997	2:16.968	78.03	2.995	16:01:31.849
3 -	1:30.368	44.771	2:15.139 **(3)**	79.08	1.166	16:03:46.988
4 -	***1:29.796***	44.847	2:14.643 **(2)**	79.38	0.670	16:06:01.631
5 -	1:30.348	***43.625***	***2:13.973*** **(1)**	***79.77***		***16:08:15.604***

P25 140 Daniel SALES Suzuki -

IDEAL LAP TIME : 2:14.171 BEST LAP TIME : 2:14.171 DIFFERENCE : 0.000

LAP	SECTOR 1	SECTOR 2	LAP TIME	MPH	DIFF	TIME OF DAY
1 -		45.329	2:26.383	73.01	12.212	15:59:15.457
2 -	1:31.293	46.920	2:18.213	77.33	4.042	16:01:33.670
3 -	1:30.876	44.776	2:15.652 **(2)**	78.79	1.481	16:03:49.322
4 -	1:30.386	45.362	2:15.748 **(3)**	78.73	1.577	16:06:05.070
5 -	***1:29.650***	***44.521***	***2:14.171*** **(1)**	***79.66***		***16:08:19.241***

P26 38 Bob COUCHMAN Suzuki -

IDEAL LAP TIME : 2:14.914 BEST LAP TIME : 2:15.076 DIFFERENCE : 0.162

LAP	SECTOR 1	SECTOR 2	LAP TIME	MPH	DIFF	TIME OF DAY

Weather / Track : Cloudy / Dry

Snetterton
Circuit Length = 2.9689 miles
Start: 15:56 Flag 16:07 End: 16:09

BMCRC - MRO Championships 2016 - Rnd 4 @ Snetterton 300

MRO Minitwins

RACE 12 - SECTOR ANALYSIS

SECTOR 1 = FL to I1, SECTOR 2 = I1 to FL, DIFF = Difference To Personal Best Lap

1 -		45.634	2:25.119		73.65	10.043	15:59:14.193
2 -	1:31.136	47.333	2:18.469		77.18	3.393	16:01:32.662
3 -	***1:30.453***	44.875	2:15.328	**(2)**	78.97	0.252	16:03:47.990
4 -	1:31.536	44.660	2:16.196	**(3)**	78.47	1.120	16:06:04.186
5 -	1:30.615	***44.461***	***2:15.076***	**(1)**	***79.12***		***16:08:19.262***

P27 32 Chris THAY Suzuki - Scell-it uk

IDEAL LAP TIME : 2:14.676 BEST LAP TIME : 2:15.455 DIFFERENCE : 0.779

LAP	SECTOR 1	SECTOR 2	LAP TIME		MPH	DIFF	TIME OF DAY
1 -		45.074	2:24.429		74.00	8.974	15:59:13.503
2 -	1:31.223	46.996	2:18.219		77.32	2.764	16:01:31.722
3 -	1:31.145	***44.650***	2:15.795	**(2)**	78.70	0.340	16:03:47.517
4 -	1:31.384	45.091	2:16.475	**(3)**	78.31	1.020	16:06:03.992
5 -	***1:30.026***	45.429	***2:15.455***	**(1)**	***78.90***		***16:08:19.447***

P28 15 Stephen JONES Suzuki - MW SOLICITORS

IDEAL LAP TIME : 2:14.874 BEST LAP TIME : 2:14.874 DIFFERENCE : 0.000

LAP	SECTOR 1	SECTOR 2	LAP TIME		MPH	DIFF	TIME OF DAY
1 -		45.315	2:26.944		72.73	12.070	15:59:16.018
2 -	1:31.443	45.986	2:17.429		77.77	2.555	16:01:33.447
3 -	***1:30.294***	***44.580***	***2:14.874***	**(1)**	***79.24***		***16:03:48.321***
4 -	1:31.492	44.687	2:16.179	**(3)**	78.48	1.305	16:06:04.500
5 -	1:30.335	45.319	2:15.654	**(2)**	78.78	0.780	16:08:20.154

P29 72 Kevin MILLER Suzuki - Mechanical Air Supplies Ltd

IDEAL LAP TIME : 2:14.863 BEST LAP TIME : 2:14.863 DIFFERENCE : 0.000

LAP	SECTOR 1	SECTOR 2	LAP TIME		MPH	DIFF	TIME OF DAY
1 -		45.941	2:28.246		72.09	13.383	15:59:17.320
2 -	1:30.494	46.618	2:17.112		77.95	2.249	16:01:34.432
3 -	1:30.233	45.229	2:15.462	**(2)**	78.90	0.599	16:03:49.894
4 -	1:29.994	45.559	2:15.553	**(3)**	78.84	0.690	16:06:05.447
5 -	***1:29.836***	***45.027***	***2:14.863***	**(1)**	***79.25***		***16:08:20.310***

P30 66 Mark SMITH Suzuki - Nick&Brian Scott fisheries

IDEAL LAP TIME : 2:17.791 BEST LAP TIME : 2:19.148 DIFFERENCE : 1.357

LAP	SECTOR 1	SECTOR 2	LAP TIME		MPH	DIFF	TIME OF DAY
1 -		***45.831***	2:28.777		71.83	9.629	15:59:17.851
2 -	***1:31.960***	47.188	***2:19.148***	**(1)**	***76.81***		***16:01:36.999***
3 -	1:32.859	46.539	2:19.398	**(2)**	76.67	0.250	16:03:56.397
4 -	1:33.789	46.593	2:20.382	**(3)**	76.13	1.234	16:06:16.779
5 -	1:34.402	47.183	2:21.585		75.48	2.437	16:08:38.364

P31 75 Patrick SMITH Suzuki -

IDEAL LAP TIME : 2:16.275 BEST LAP TIME : 2:17.470 DIFFERENCE : 1.195

LAP	SECTOR 1	SECTOR 2	LAP TIME		MPH	DIFF	TIME OF DAY
1 -		45.840	2:27.192		72.61	9.722	15:59:16.266
2 -	***1:31.170***	46.534	2:17.704	**(2)**	77.61	0.234	16:01:33.970
3 -	1:33.116	45.751	2:18.867	**(3)**	76.96	1.397	16:03:52.837
4 -	1:32.365	***45.105***	***2:17.470***	**(1)**	***77.74***		***16:06:10.307***
5 -	1:39.247	49.885	2:29.132		71.66	11.662	16:08:39.439

P32 23 Claire BECKETT Suzuki -

IDEAL LAP TIME : 2:19.329 BEST LAP TIME : 2:20.114 DIFFERENCE : 0.785

LAP	SECTOR 1	SECTOR 2	LAP TIME		MPH	DIFF	TIME OF DAY
1 -		***46.433***	2:32.317		70.16	12.203	15:59:21.391
2 -	1:33.307	48.372	2:21.679		75.43	1.565	16:01:43.070
3 -	1:33.566	47.925	2:21.491	**(3)**	75.53	1.377	16:04:04.561
4 -	1:33.602	47.656	2:21.258	**(2)**	75.66	1.144	16:06:25.819

Weather / Track : Cloudy / Dry

Snetterton
Circuit Length = 2.9689 miles
Start: 15:56 Flag 16:07 End: 16:09

BMCRC - MRO Championships 2016 - Rnd 4 @ Snetterton 300

MRO Minitwins

RACE 12 - SECTOR ANALYSIS

SECTOR 1 = FL to I1, SECTOR 2 = I1 to FL, DIFF = Difference To Personal Best Lap

5 -	***1:32.896***	47.218	***2:20.114***	**(1)**	***76.28***	***16:08:45.933***

P33 67 Mike DEVALL Suzuki -

IDEAL LAP TIME : 2:20.205 BEST LAP TIME : 2:20.205 DIFFERENCE : 0.000

LAP	SECTOR 1	SECTOR 2	LAP TIME		MPH	DIFF	TIME OF DAY
1 -		47.024	2:32.299		70.17	12.094	15:59:21.373
2 -	1:34.416	48.306	2:22.722		74.88	2.517	16:01:44.095
3 -	1:34.372	47.069	2:21.441	**(3)**	75.56	1.236	16:04:05.536
4 -	1:34.130	47.090	2:21.220	**(2)**	75.68	1.015	16:06:26.756
5 -	***1:33.268***	***46.937***	***2:20.205***	**(1)**	***76.23***		***16:08:46.961***

P34 55 Michael COPLEY Suzuki - Jayne copley

IDEAL LAP TIME : 2:21.938 BEST LAP TIME : 2:21.938 DIFFERENCE : 0.000

LAP	SECTOR 1	SECTOR 2	LAP TIME		MPH	DIFF	TIME OF DAY
1 -		47.879	2:32.106		70.26	10.168	15:59:21.180
2 -	1:34.525	49.316	2:23.841	**(3)**	74.30	1.903	16:01:45.021
3 -	1:34.898	47.738	2:22.636	**(2)**	74.93	0.698	16:04:07.657
4 -	***1:34.515***	***47.423***	***2:21.938***	**(1)**	***75.30***		***16:06:29.595***
5 -	1:35.874	48.454	2:24.328		74.05	2.390	16:08:53.923

P35 31 Kelvin EVENDEN Suzuki - Glosrose Group

IDEAL LAP TIME : 2:24.666 BEST LAP TIME : 2:25.723 DIFFERENCE : 1.057

LAP	SECTOR 1	SECTOR 2	LAP TIME		MPH	DIFF	TIME OF DAY
1 -		***48.546***	2:35.900		68.55	10.177	15:59:24.974
2 -	1:38.914	49.772	2:28.686		71.88	2.963	16:01:53.660
3 -	1:36.813	49.087	2:25.900	**(2)**	73.25	0.177	16:04:19.560
4 -	***1:36.120***	49.603	***2:25.723***	**(1)**	***73.34***		***16:06:45.283***
5 -	1:37.279	49.468	2:26.747	**(3)**	72.83	1.024	16:09:12.030

P36 192 Daniel MOFFA Suzuki - Forest Stump

IDEAL LAP TIME : 2:11.028 BEST LAP TIME : 2:19.072 DIFFERENCE : 8.044

LAP	SECTOR 1	SECTOR 2	LAP TIME		MPH	DIFF	TIME OF DAY
1 -		***43.259***	***2:19.072***	**(1)**	***76.85***		***15:59:08.146***

Weather / Track : Cloudy / Dry

Snetterton
Circuit Length = 2.9689 miles
Start: 15:56 Flag 16:07 End: 16:09

BMCRC - MRO Championships 2016 - Rnd 4 @ Snetterton 300

MRO Minitwins

RACE 12 - BEST SECTORS

	SECTOR 1			SECTOR 2			IDEAL / BEST COMPARISON					
POS	NO	NAME	TIME	NO	NAME	TIME	POS	NO	NAME	IDEAL	BEST	DIFF
									PERFECT LAP	2:03.319		
1	7	HICKLING	**1:22.347**	7	HICKLING	**40.972**	1	7	HICKLING	2:03.319	2:03.319	0.000
2	118	PLUMMER	**1:24.062**	76	KING	**40.995**	2	76	KING	2:05.104	2:05.104	0.000
3	76	KING	**1:24.109**	118	PLUMMER	**41.245**	3	118	PLUMMER	2:05.307	2:05.726	0.419
4	142	KENT	**1:24.334**	111	FOLKES	**41.328**	4	111	FOLKES	2:05.723	2:05.809	0.086
5	111	FOLKES	**1:24.395**	68	EUSTACE	**41.647**	5	142	KENT	2:05.983	2:05.983	0.000
6	68	EUSTACE	**1:24.541**	142	KENT	**41.649**	6	68	EUSTACE	2:06.188	2:06.188	0.000
7	86	WITHERINGTON	**1:24.859**	86	WITHERINGTON	**41.925**	7	86	WITHERINGTON	2:06.784	2:06.944	0.160
8	124	BUTLER	**1:25.073**	98	TOPPING	**41.928**	8	124	BUTLER	2:07.087	2:07.323	0.236
9	174	SINGLETON	**1:25.124**	124	BUTLER	**42.014**	9	174	SINGLETON	2:07.225	2:07.225	0.000
10	98	TOPPING	**1:25.320**	95	ROBERTSON	**42.098**	10	98	TOPPING	2:07.248	2:07.248	0.000
11	95	ROBERTSON	**1:25.764**	174	SINGLETON	**42.101**	11	95	ROBERTSON	2:07.862	2:08.102	0.240
12	22	DOWDS	**1:25.822**	5	MANTELL	**42.634**	12	22	DOWDS	2:08.775	2:08.775	0.000
13	199	COLLINS	**1:26.085**	97	PACKHAM	**42.742**	13	5	MANTELL	2:08.841	2:09.436	0.595
14	51	RUTTER	**1:26.145**	51	RUTTER	**42.763**	14	51	RUTTER	2:08.908	2:08.913	0.005
15	5	MANTELL	**1:26.207**	22	DOWDS	**42.953**	15	199	COLLINS	2:09.106	2:09.279	0.173
16	20	TOUCEDA	**1:26.351**	444	WILLIAMS	**43.020**	16	20	TOUCEDA	2:09.992	2:09.992	0.000
17	444	WILLIAMS	**1:27.494**	199	COLLINS	**43.021**	17	97	PACKHAM	2:10.322	2:10.322	0.000
18	97	PACKHAM	**1:27.580**	192	MOFFA	**43.259**	18	444	WILLIAMS	2:10.514	2:11.229	0.715
19	192	MOFFA	**1:27.769**	19	LILLEY	**43.577**	19	192	MOFFA	2:11.028	2:19.072	8.044
20	19	LILLEY	**1:27.862**	93	WALLIS	**43.625**	20	19	LILLEY	2:11.439	2:11.444	0.005
21	48	WALLIS	**1:28.858**	20	TOUCEDA	**43.641**	21	21	MITCHELL	2:13.061	2:13.061	0.000
22	28	VEASEY	**1:29.030**	21	MITCHELL	**43.869**	22	93	WALLIS	2:13.421	2:13.973	0.552
23	25	DAY	**1:29.088**	28	VEASEY	**44.459**	23	48	WALLIS	2:13.442	2:13.657	0.215
24	21	MITCHELL	**1:29.192**	38	COUCHMAN	**44.461**	24	28	VEASEY	2:13.489	2:13.803	0.314
25	140	SALES	**1:29.650**	25	DAY	**44.518**	25	25	DAY	2:13.606	2:13.916	0.310
26	93	WALLIS	**1:29.796**	140	SALES	**44.521**	26	140	SALES	2:14.171	2:14.171	0.000
27	72	MILLER	**1:29.836**	15	JONES	**44.580**	27	32	THAY	2:14.676	2:15.455	0.779
28	32	THAY	**1:30.026**	48	WALLIS	**44.584**	28	72	MILLER	2:14.863	2:14.863	0.000
29	15	JONES	**1:30.294**	32	THAY	**44.650**	29	15	JONES	2:14.874	2:14.874	0.000
30	38	COUCHMAN	**1:30.453**	72	MILLER	**45.027**	30	38	COUCHMAN	2:14.914	2:15.076	0.162
31	75	SMITH	**1:31.170**	75	SMITH	**45.105**	31	75	SMITH	2:16.275	2:17.470	1.195
32	66	SMITH	**1:31.960**	66	SMITH	**45.831**	32	66	SMITH	2:17.791	2:19.148	1.357
33	23	BECKETT	**1:32.896**	23	BECKETT	**46.433**	33	23	BECKETT	2:19.329	2:20.114	0.785
34	67	DEVALL	**1:33.268**	67	DEVALL	**46.937**	34	67	DEVALL	2:20.205	2:20.205	0.000
35	55	COPLEY	**1:34.515**	55	COPLEY	**47.423**	35	55	COPLEY	2:21.938	2:21.938	0.000
36	31	EVENDEN	**1:36.120**	31	EVENDEN	**48.546**	36	31	EVENDEN	2:24.666	2:25.723	1.057
37												

Weather / Track : Cloudy / Dry

Snetterton
Circuit Length = 2.9689 miles
Start: 15:56 Flag 16:07 End: 16:09

Results can be found at www.tsl-timing.com

Printed - 16:10 Saturday, 28 May 2016

BMCRC - MRO Championships 2016 - Rnd 4 @ Snetterton 300

MRO Minitwins

RACE 2 - CLASSIFICATION

POS	NO	NAME	ENTRY	LAPS	TIME	GAP	DIFF	MPH	BEST	ON
1	7	**Richard HICKLING**	Suzuki - Think Cars / Lids By Wood	**6**	12:36.528			84.76	**2:03.628**	6
2	76	**Charlie KING**	Suzuki - Lad and Dad Racing	**6**	12:37.817	**1.289**	1.289	84.62	**2:04.309**	6
3	118	**James PLUMMER**	Suzuki -	**6**	12:42.595	**6.067**	4.778	84.09	**2:05.280**	6
4	111	**Ryan FOLKES**	Suzuki -	**6**	12:45.472	**8.944**	2.877	83.77	**2:05.846**	6
5	26	**Glynn DAVIES**	Suzuki -	**6**	12:50.161	**13.633**	4.689	83.26	**2:05.250**	4
6	142	**Chris KENT**	Suzuki - More moto	**6**	12:50.330	**13.802**	0.169	83.24	**2:06.689**	6
7	86	**Paul WITHERINGTON**	Suzuki - P&R plumbing	**6**	12:51.139	**14.611**	0.809	83.16	**2:07.218**	3
8	174	**Daniel SINGLETON**	Suzuki - SDC	**6**	12:54.096	**17.568**	2.957	82.84	**2:07.592**	4
9	68	**Thomas EUSTACE**	Suzuki - More moto/sublime designs	**6**	12:56.101	**19.573**	2.005	82.62	**2:06.952**	6
10	95	**Grant ROBERTSON**	Suzuki -	**6**	12:56.667	**20.139**	0.566	82.56	**2:07.626**	5
11	98	**Steven TOPPING**	Suzuki -	**6**	12:59.471	**22.943**	2.804	82.27	**2:08.404**	3
12	444	**Mark WILLIAMS**	Suzuki - F.C.L MOTORCYCLES	**6**	13:04.907	**28.379**	5.436	81.70	**2:08.511**	5
13	22	**Darren DOWDS**	Suzuki - sublime designs racing	**6**	13:05.195	**28.667**	0.288	81.67	**2:08.402**	5
14	199	**Lloyd COLLINS**	Suzuki - Warren Drives	**6**	13:05.275	**28.747**	0.080	81.66	**2:08.942**	5
15	51	**Theo RUTTER**	Suzuki - Sublime Designs Racing/RRC	**6**	13:05.414	**28.886**	0.139	81.64	**2:07.505**	6
16	5	**Barry MANTELL**	Suzuki - Swedish car connection	**6**	13:05.921	**29.393**	0.507	81.59	**2:08.753**	3
17	97	**Jake PACKHAM**	Suzuki -	**6**	13:11.057	**34.529**	5.136	81.06	**2:09.386**	6
18	19	**Kevin LILLEY**	Suzuki - Vanson Leathers	**6**	13:18.642	**42.114**	7.585	80.29	**2:09.779**	5
19	28	**Dominic VEASEY**	Suzuki -	**6**	13:23.955	**47.427**	5.313	79.76	**2:11.501**	2
20	20 *	**Jose TOUCEDA**	Suzuki - Cell2	**6**	13:24.076	**47.548**	0.121	79.75	**2:09.926**	2
21	25	**Harrison DAY**	Suzuki -	**6**	13:28.505	**51.977**	4.429	79.31	**2:12.254**	6
22	48	**Shaun WALLIS**	Suzuki -	**6**	13:34.738	**58.210**	6.233	78.71	**2:13.926**	3
23	147	**Thomas WATSON**	Suzuki - Motorsportdays.com TEA Time Racing	**6**	13:38.144	**1:01.616**	3.406	78.38	**2:12.153**	6
24	21	**Carl MITCHELL**	Suzuki - HB REAVIS Real Estate	**6**	13:38.181	**1:01.653**	0.037	78.37	**2:13.514**	6
25	32	**Chris THAY**	Suzuki - Scell-it uk	**6**	13:41.883	**1:05.355**	3.702	78.02	**2:14.454**	6
26	93	**Jack WALLIS**	Suzuki - Grumpdad	**6**	13:41.948	**1:05.420**	0.065	78.02	**2:14.439**	6
27	15	**Stephen JONES**	Suzuki - MW SOLICITORS	**6**	13:42.452	**1:05.924**	0.504	77.97	**2:14.701**	6
28	140	**Daniel SALES**	Suzuki -	**6**	13:42.586	**1:06.058**	0.134	77.95	**2:14.174**	6
29	17	**Ieva BAUBLYTE**	Suzuki - 1st Moto Solutions	**6**	13:51.311	**1:14.783**	8.725	77.14	**2:15.025**	4
30	72	**Kevin MILLER**	Suzuki - Mechanical Air Supplies Ltd	**6**	13:51.726	**1:15.198**	0.415	77.10	**2:15.525**	4
31	75	**Patrick SMITH**	Suzuki -	**6**	13:52.688	**1:16.160**	0.962	77.01	**2:16.391**	3
32	23	**Claire BECKETT**	Suzuki -	**6**	13:57.363	**1:20.835**	4.675	76.58	**2:17.129**	2
33	12	**Stephen EDWARDS**	Suzuki -	**6**	13:57.980	**1:21.452**	0.617	76.52	**2:13.225**	6
34	66	**Mark SMITH**	Suzuki - Nick&Brian Scott fisheries	**6**	14:07.677	**1:31.149**	9.697	75.65	**2:17.766**	5
35	67	**Mike DEVALL**	Suzuki -	**6**	14:14.731	**1:38.203**	7.054	75.02	**2:20.054**	2
36	31	**Kelvin EVENDEN**	Suzuki - Glosrose Group	**6**	14:22.423	**1:45.895**	7.692	74.35	**2:19.935**	4
			NOT CLASSIFIED							
DNF	124	**Kurtis BUTLER**	Suzuki - PGVM / 3vk	**1**	2:13.289	**5 Laps**	5 Laps	80.18	**2:13.289**	1
DNF	38	**Bob COUCHMAN**	Suzuki -	**1**	2:37.961	**5 Laps**	24.672	67.66	**2:37.961**	1
DNF	55	**Michael COPLEY**	Suzuki - Jayne copley	**0**						
			FASTEST LAP							
	7	**Richard HICKLING**	Suzuki - Think Cars / Lids By Wood	**6**	2:03.628		86.45 mph		139.13 kph	

*** No. 20 - 10 second penalty - jump start**
90% of Race Speed = 76.28 mph

Snetterton
Circuit Length = 2.9689 miles
Start: 10:10 Flag 10:22 End: 10:24

Weather / Track : Cloudy / Dry
These results are provisional until the conclusion of any judicial and technical matters.

Clerk Of Course :		Timekeeper :

Results can be found at www.tsl-timing.com

Printed - 10:25 Sunday, 29 May 2016

BMCRC - MRO Championships 2016 - Rnd 4 @ Snetterton 300

MRO Minitwins

RACE 2 - LAP CHART

LAP 1 @ 10:12:26.268

NO	BEHIND	LAP TIME
7		2:11.535
118	0.527	2:12.062
76	0.548	2:12.083
111	1.700	2:13.235
124	1.754	2:13.289
86	2.249	2:13.784
142	2.484	2:14.019
174	3.046	2:14.581
68	3.157	2:14.692
98	4.016	2:15.551
199	5.393	2:16.928
26	5.470	2:17.005
95	5.626	2:17.161
444	7.407	2:18.942
5	7.475	2:19.010
97	8.103	2:19.638
20	8.373	2:19.908
22	8.753	2:20.288
51	8.819	2:20.354
28	9.493	2:21.028
25	11.117	2:22.652
48	11.318	2:22.853
19	12.516	2:24.051
93	13.200	2:24.735
140	13.322	2:24.857
21	13.601	2:25.136
32	13.805	2:25.340
147	14.951	2:26.486
15	15.068	2:26.603
75	15.529	2:27.064
17	15.735	2:27.270
23	16.324	2:27.859
67	19.185	2:30.720
72	19.279	2:30.814
12	19.926	2:31.461
66	20.282	2:31.817
31	23.526	2:35.061
38	26.426	2:37.961

LAP 2 @ 10:14:32.546

NO	BEHIND	LAP TIME
7		2:06.278
76	0.469	2:06.199
118	0.908	2:06.659
111	2.581	2:07.159
142	2.962	2:06.756
86	3.395	2:07.424
174	4.390	2:07.622
26	6.528	2:07.336
95	7.023	2:07.675
98	7.048	2:09.310
68	7.961	2:11.082
199	9.778	2:10.663
5	10.777	2:09.580
444	10.935	2:09.806
20	12.021	2:09.926
97	12.585	2:10.760
22	12.743	2:10.268
51	12.826	2:10.285
28	14.716	2:11.501
19	18.243	2:12.005
25	19.302	2:14.463
48	20.439	2:15.399
93	22.847	2:15.925
32	22.914	2:15.387
140	23.200	2:16.156
21	23.695	2:16.372
147	23.713	2:15.040
15	24.014	2:15.224
17	24.775	2:15.318
75	25.891	2:16.640
23	27.175	2:17.129
72	30.807	2:17.806
67	32.961	2:20.054
12	33.439	2:19.791
66	33.578	2:19.574
31	38.614	2:21.366

LAP 3 @ 10:16:37.926

NO	BEHIND	LAP TIME
7		2:05.380
76	0.166	2:05.077
118	2.163	2:06.635
111	4.254	2:07.053
142	4.937	2:07.355
86	5.233	2:07.218
174	6.898	2:07.888
26	7.947	2:06.799
95	9.915	2:08.272
98	10.072	2:08.404
68	10.671	2:08.090
199	14.077	2:09.679
5	14.150	2:08.753
444	14.552	2:08.997
22	16.544	2:09.181
20	16.579	2:09.938
51	16.608	2:09.162
97	18.350	2:11.145
28	21.374	2:12.038
19	24.160	2:11.297
25	27.691	2:13.769
48	28.985	2:13.926
93	33.312	2:15.845
21	33.556	2:15.241
32	33.983	2:16.449
15	34.208	2:15.574
17	34.807	2:15.412
147	34.981	2:16.648
140	35.002	2:17.182
75	36.902	2:16.391
23	40.179	2:18.384
72	41.641	2:16.214
12	47.309	2:19.250
67	48.439	2:20.858
66	48.524	2:20.326
31	55.145	2:21.911

LAP 4 @ 10:18:43.227

NO	BEHIND	LAP TIME
7		2:05.301
76	0.166	2:05.301
118	3.069	2:06.207
111	5.042	2:06.089
142	7.258	2:07.622
86	7.588	2:07.656
26	7.896	2:05.250
174	9.189	2:07.592
95	12.874	2:08.260
68	13.202	2:07.832
98	13.919	2:09.148
199	17.963	2:09.187
5	18.199	2:09.350
444	18.523	2:09.272
22	19.866	2:08.623
51	21.704	2:10.397
20	22.610	2:11.332
97	22.778	2:09.729
28	28.746	2:12.673
19	29.462	2:10.603
25	35.454	2:13.064
48	37.683	2:13.999
21	42.019	2:13.764
32	43.280	2:14.598
93	43.333	2:15.322
15	43.902	2:14.995
147	44.195	2:14.515
17	44.531	2:15.025
140	44.629	2:14.928
75	49.256	2:17.655
72	51.865	2:15.525
23	53.534	2:18.656
12	59.796	2:17.788
66	1:02.752	2:19.529
67	1:03.304	2:20.166
31	1:09.779	2:19.935

LAP 5 @ 10:20:47.633

NO	BEHIND	LAP TIME
7		2:04.406
76	0.608	2:04.848
118	4.415	2:05.752
111	6.726	2:06.090
26	9.776	2:06.286
142	10.741	2:07.889
86	10.974	2:07.792
174	13.212	2:08.429
95	16.094	2:07.626
68	16.249	2:07.453
98	17.922	2:08.409
199	22.499	2:08.942
5	22.567	2:08.774
444	22.628	2:08.511
22	23.862	2:08.402
51	25.009	2:07.711
97	28.771	2:10.399
20	29.377	2:11.173
19	34.835	2:09.779
28	36.613	2:12.273
25	43.351	2:12.303
48	47.469	2:14.192
21	51.767	2:14.154
147	53.091	2:13.302
32	54.529	2:15.655
93	54.609	2:15.682
15	54.851	2:15.355
140	55.512	2:15.289
17	1:02.497	2:22.372
75	1:02.845	2:17.995
72	1:03.069	2:15.610
23	1:07.031	2:17.903
12	1:11.855	2:16.465
66	1:16.112	2:17.766
67	1:20.356	2:21.458
31	1:27.325	2:21.952

LAP 6 @ 10:22:51.261

NO	BEHIND	LAP TIME
7		2:03.628
76	1.289	2:04.309
118	6.067	2:05.280
111	8.944	2:05.846
26	13.633	2:07.485
142	13.802	2:06.689
86	14.611	2:07.265
174	17.568	2:07.984
68	19.573	2:06.952
95	20.139	2:07.673
98	22.943	2:08.649
444	28.379	2:09.379
22	28.667	2:08.433
199	28.747	2:09.876
51	28.886	2:07.505
5	29.393	2:10.454
97	34.529	2:09.386
20	37.548	2:11.799
19	42.114	2:10.907
28	47.427	2:14.442
25	51.977	2:12.254
48	58.210	2:14.369
147	1:01.616	2:12.153
21	1:01.653	2:13.514
32	1:05.355	2:14.454
93	1:05.420	2:14.439
15	1:05.924	2:14.701
140	1:06.058	2:14.174
17	1:14.783	2:15.914
72	1:15.198	2:15.757
75	1:16.160	2:16.943
23	1:20.835	2:17.432
12	1:21.452	2:13.225
66	1:31.149	2:18.665
67	1:38.203	2:21.475
31	1:45.895	2:22.198

Weather / Track : Cloudy / Dry

Snetterton
Circuit Length = 2.9689 miles
Start: 10:10 Flag 10:22 End: 10:24

Results can be found at www.tsl-timing.com

Printed - 10:26 Sunday, 29 May 2016

BMCRC - MRO Championships 2016 - Rnd 4 @ Snetterton 300

MRO Minitwins

RACE 2 - SECTOR ANALYSIS

SECTOR 1 = FL to I1, SECTOR 2 = I1 to FL, DIFF = Difference To Personal Best Lap

P1 7 Richard HICKLING Suzuki - Think Cars / Lids By Wood

IDEAL LAP TIME : 2:03.628 BEST LAP TIME : 2:03.628 DIFFERENCE : 0.000

LAP	SECTOR 1	SECTOR 2	LAP TIME	MPH	DIFF	TIME OF DAY
1 -		42.372	2:11.535	81.25	7.907	10:12:26.268
2 -	1:24.134	42.144	2:06.278	84.63	2.650	10:14:32.546
3 -	1:23.446	41.934	2:05.380	85.24	1.752	10:16:37.926
4 -	1:23.792	41.509	2:05.301 **(3)**	85.29	1.673	10:18:43.227
5 -	1:23.195	41.211	2:04.406 **(2)**	85.91	0.778	10:20:47.633
6 -	***1:22.564***	***41.064***	***2:03.628*** **(1)**	***86.45***		***10:22:51.261***

P2 76 Charlie KING Suzuki - Lad and Dad Racing

IDEAL LAP TIME : 2:04.309 BEST LAP TIME : 2:04.309 DIFFERENCE : 0.000

LAP	SECTOR 1	SECTOR 2	LAP TIME	MPH	DIFF	TIME OF DAY
1 -		42.146	2:12.083	80.91	7.774	10:12:26.816
2 -	1:24.854	41.345	2:06.199	84.69	1.890	10:14:33.015
3 -	1:23.738	41.339	2:05.077 **(3)**	85.45	0.768	10:16:38.092
4 -	1:23.865	41.436	2:05.301	85.29	0.992	10:18:43.393
5 -	1:23.584	41.264	2:04.848 **(2)**	85.60	0.539	10:20:48.241
6 -	***1:23.147***	***41.162***	***2:04.309*** **(1)**	***85.97***		***10:22:52.550***

P3 118 James PLUMMER Suzuki -

IDEAL LAP TIME : 2:05.280 BEST LAP TIME : 2:05.280 DIFFERENCE : 0.000

LAP	SECTOR 1	SECTOR 2	LAP TIME	MPH	DIFF	TIME OF DAY
1 -		42.183	2:12.062	80.93	6.782	10:12:26.795
2 -	1:24.943	41.716	2:06.659	84.38	1.379	10:14:33.454
3 -	1:24.700	41.935	2:06.635	84.40	1.355	10:16:40.089
4 -	1:24.470	41.737	2:06.207 **(3)**	84.68	0.927	10:18:46.296
5 -	1:24.152	41.600	2:05.752 **(2)**	84.99	0.472	10:20:52.048
6 -	***1:23.844***	***41.436***	***2:05.280*** **(1)**	***85.31***		***10:22:57.328***

P4 111 Ryan FOLKES Suzuki -

IDEAL LAP TIME : 2:05.846 BEST LAP TIME : 2:05.846 DIFFERENCE : 0.000

LAP	SECTOR 1	SECTOR 2	LAP TIME	MPH	DIFF	TIME OF DAY
1 -		42.212	2:13.235	80.21	7.389	10:12:27.968
2 -	1:25.057	42.102	2:07.159	84.05	1.313	10:14:35.127
3 -	1:24.874	42.179	2:07.053	84.12	1.207	10:16:42.180
4 -	1:24.284	41.805	2:06.089 **(2)**	84.76	0.243	10:18:48.269
5 -	1:24.362	41.728	2:06.090 **(3)**	84.76	0.244	10:20:54.359
6 -	***1:24.240***	***41.606***	***2:05.846*** **(1)**	***84.92***		***10:23:00.205***

P5 26 Glynn DAVIES Suzuki -

IDEAL LAP TIME : 2:05.250 BEST LAP TIME : 2:05.250 DIFFERENCE : 0.000

LAP	SECTOR 1	SECTOR 2	LAP TIME	MPH	DIFF	TIME OF DAY
1 -		42.500	2:17.005	78.01	11.755	10:12:31.738
2 -	1:24.905	42.431	2:07.336	83.93	2.086	10:14:39.074
3 -	1:25.002	41.797	2:06.799 **(3)**	84.29	1.549	10:16:45.873
4 -	***1:23.928***	***41.322***	***2:05.250*** **(1)**	***85.33***		***10:18:51.123***
5 -	1:24.469	41.817	2:06.286 **(2)**	84.63	1.036	10:20:57.409
6 -	1:24.605	42.880	2:07.485	83.83	2.235	10:23:04.894

P6 142 Chris KENT Suzuki - More moto

IDEAL LAP TIME : 2:06.689 BEST LAP TIME : 2:06.689 DIFFERENCE : 0.000

LAP	SECTOR 1	SECTOR 2	LAP TIME	MPH	DIFF	TIME OF DAY
1 -		42.375	2:14.019	79.75	7.330	10:12:28.752
2 -	1:24.793	41.963	2:06.756 **(2)**	84.32	0.067	10:14:35.508
3 -	1:25.087	42.268	2:07.355 **(3)**	83.92	0.666	10:16:42.863
4 -	1:25.503	42.119	2:07.622	83.74	0.933	10:18:50.485
5 -	1:24.996	42.893	2:07.889	83.57	1.200	10:20:58.374

Snetterton
Circuit Length = 2.9689 miles
Start: 10:10 Flag 10:22 End: 10:24

Weather / Track : Cloudy / Dry

BMCRC - MRO Championships 2016 - Rnd 4 @ Snetterton 300

MRO Minitwins

RACE 2 - SECTOR ANALYSIS

SECTOR 1 = FL to I1, SECTOR 2 = I1 to FL, DIFF = Difference To Personal Best Lap

6 -	***1:24.735***	***41.954***	***2:06.689***	***(1)***	***84.36***	***10:23:05.063***

P7 86 Paul WITHERINGTON Suzuki - P&R plumbing

IDEAL LAP TIME : 2:06.715 BEST LAP TIME : 2:07.218 DIFFERENCE : 0.503

LAP	SECTOR 1	SECTOR 2	LAP TIME		MPH	DIFF	TIME OF DAY
1 -		42.611	2:13.784		79.89	6.566	10:12:28.517
2 -	1:25.041	42.383	2:07.424	(3)	83.87	0.206	10:14:35.941
3 -	1:25.032	***42.186***	***2:07.218***	***(1)***	***84.01***		***10:16:43.159***
4 -	1:25.330	42.326	2:07.656		83.72	0.438	10:18:50.815
5 -	1:24.661	43.131	2:07.792		83.63	0.574	10:20:58.607
6 -	***1:24.529***	42.736	2:07.265	(2)	83.98	0.047	10:23:05.872

P8 174 Daniel SINGLETON Suzuki - SDC

IDEAL LAP TIME : 2:07.350 BEST LAP TIME : 2:07.592 DIFFERENCE : 0.242

LAP	SECTOR 1	SECTOR 2	LAP TIME		MPH	DIFF	TIME OF DAY
1 -		***42.542***	2:14.581		79.41	6.989	10:12:29.314
2 -	1:24.944	42.678	2:07.622	(2)	83.74	0.030	10:14:36.936
3 -	1:25.269	42.619	2:07.888	(3)	83.57	0.296	10:16:44.824
4 -	***1:24.808***	42.784	***2:07.592***	***(1)***	***83.76***		***10:18:52.416***
5 -	1:25.741	42.688	2:08.429		83.22	0.837	10:21:00.845
6 -	1:25.431	42.553	2:07.984		83.51	0.392	10:23:08.829

P9 68 Thomas EUSTACE Suzuki - More moto/sublime designs

IDEAL LAP TIME : 2:06.903 BEST LAP TIME : 2:06.952 DIFFERENCE : 0.049

LAP	SECTOR 1	SECTOR 2	LAP TIME		MPH	DIFF	TIME OF DAY
1 -		42.272	2:14.692		79.35	7.740	10:12:29.425
2 -	1:28.252	42.830	2:11.082		81.53	4.130	10:14:40.507
3 -	1:25.797	42.293	2:08.090		83.44	1.138	10:16:48.597
4 -	1:25.612	42.220	2:07.832	(3)	83.61	0.880	10:18:56.429
5 -	1:25.322	***42.131***	2:07.453	(2)	83.85	0.501	10:21:03.882
6 -	***1:24.772***	42.180	***2:06.952***	***(1)***	***84.18***		***10:23:10.834***

P10 95 Grant ROBERTSON Suzuki -

IDEAL LAP TIME : 2:07.510 BEST LAP TIME : 2:07.626 DIFFERENCE : 0.116

LAP	SECTOR 1	SECTOR 2	LAP TIME		MPH	DIFF	TIME OF DAY
1 -		43.457	2:17.161		77.92	9.535	10:12:31.894
2 -	1:25.235	42.440	2:07.675	(3)	83.71	0.049	10:14:39.569
3 -	***1:25.169***	43.103	2:08.272		83.32	0.646	10:16:47.841
4 -	1:25.919	***42.341***	2:08.260		83.33	0.634	10:18:56.101
5 -	1:25.230	42.396	***2:07.626***	***(1)***	***83.74***		***10:21:03.727***
6 -	1:25.206	42.467	2:07.673	(2)	83.71	0.047	10:23:11.400

P11 98 Steven TOPPING Suzuki -

IDEAL LAP TIME : 2:07.688 BEST LAP TIME : 2:08.404 DIFFERENCE : 0.716

LAP	SECTOR 1	SECTOR 2	LAP TIME		MPH	DIFF	TIME OF DAY
1 -		42.348	2:15.551		78.84	7.147	10:12:30.284
2 -	1:26.482	42.828	2:09.310		82.65	0.906	10:14:39.594
3 -	***1:25.476***	42.928	***2:08.404***	***(1)***	***83.23***		***10:16:47.998***
4 -	1:26.559	42.589	2:09.148		82.75	0.744	10:18:57.146
5 -	1:26.197	***42.212***	2:08.409	(2)	83.23	0.005	10:21:05.555
6 -	1:25.850	42.799	2:08.649	(3)	83.07	0.245	10:23:14.204

P12 444 Mark WILLIAMS Suzuki - F.C.L MOTORCYCLES

IDEAL LAP TIME : 2:08.297 BEST LAP TIME : 2:08.511 DIFFERENCE : 0.214

LAP	SECTOR 1	SECTOR 2	LAP TIME		MPH	DIFF	TIME OF DAY
1 -		43.723	2:18.942		76.92	10.431	10:12:33.675
2 -	1:26.820	42.986	2:09.806		82.33	1.295	10:14:43.481
3 -	1:26.423	42.574	2:08.997	(2)	82.85	0.486	10:16:52.478

Snetterton
Circuit Length = 2.9689 miles
Start: 10:10 Flag 10:22 End: 10:24

Weather / Track : Cloudy / Dry

BMCRC - MRO Championships 2016 - Rnd 4 @ Snetterton 300

MRO Minitwins

RACE 2 - SECTOR ANALYSIS

SECTOR 1 = FL to I1, SECTOR 2 = I1 to FL, DIFF = Difference To Personal Best Lap

4 -	1:26.809	42.463	2:09.272	(3)	82.67	0.761	10:19:01.750
5 -	1:26.110	***42.401***	***2:08.511***	(1)	***83.16***		***10:21:10.261***
6 -	***1:25.896***	43.483	2:09.379		82.61	0.868	10:23:19.640

P13 22 Darren DOWDS Suzuki - sublime designs racing

IDEAL LAP TIME : 2:08.311 BEST LAP TIME : 2:08.402 DIFFERENCE : 0.091

LAP	SECTOR 1	SECTOR 2	LAP TIME		MPH	DIFF	TIME OF DAY
1 -		44.420	2:20.288		76.18	11.886	10:12:35.021
2 -	1:26.690	43.578	2:10.268		82.04	1.866	10:14:45.289
3 -	1:25.726	43.455	2:09.181		82.73	0.779	10:16:54.470
4 -	1:25.724	42.899	2:08.623	(3)	83.09	0.221	10:19:03.093
5 -	1:25.760	***42.642***	***2:08.402***	(1)	***83.23***		***10:21:11.495***
6 -	***1:25.669***	42.764	2:08.433	(2)	83.21	0.031	10:23:19.928

P14 199 Lloyd COLLINS Suzuki - Warren Drives

IDEAL LAP TIME : 2:08.840 BEST LAP TIME : 2:08.942 DIFFERENCE : 0.102

LAP	SECTOR 1	SECTOR 2	LAP TIME		MPH	DIFF	TIME OF DAY
1 -		43.239	2:16.928		78.05	7.986	10:12:31.661
2 -	1:26.956	43.707	2:10.663		81.79	1.721	10:14:42.324
3 -	1:26.354	43.325	2:09.679	(3)	82.41	0.737	10:16:52.003
4 -	1:26.065	***43.122***	2:09.187	(2)	82.73	0.245	10:19:01.190
5 -	***1:25.718***	43.224	***2:08.942***	(1)	***82.89***		***10:21:10.132***
6 -	1:26.239	43.637	2:09.876		82.29	0.934	10:23:20.008

P15 51 Theo RUTTER Suzuki - Sublime Designs Racing/RRC

IDEAL LAP TIME : 2:07.377 BEST LAP TIME : 2:07.505 DIFFERENCE : 0.128

LAP	SECTOR 1	SECTOR 2	LAP TIME		MPH	DIFF	TIME OF DAY
1 -		44.259	2:20.354		76.15	12.849	10:12:35.087
2 -	1:27.024	43.261	2:10.285		82.03	2.780	10:14:45.372
3 -	1:25.734	43.428	2:09.162	(3)	82.74	1.657	10:16:54.534
4 -	1:27.459	42.938	2:10.397		81.96	2.892	10:19:04.931
5 -	1:25.338	***42.373***	2:07.711	(2)	83.68	0.206	10:21:12.642
6 -	***1:25.004***	42.501	***2:07.505***	(1)	***83.82***		***10:23:20.147***

P16 5 Barry MANTELL Suzuki - Swedish car connection

IDEAL LAP TIME : 2:08.636 BEST LAP TIME : 2:08.753 DIFFERENCE : 0.117

LAP	SECTOR 1	SECTOR 2	LAP TIME		MPH	DIFF	TIME OF DAY
1 -		43.806	2:19.010		76.88	10.257	10:12:33.743
2 -	1:26.647	42.933	2:09.580		82.48	0.827	10:14:43.323
3 -	1:26.363	42.390	***2:08.753***	(1)	***83.01***		***10:16:52.076***
4 -	1:27.018	***42.332***	2:09.350	(3)	82.62	0.597	10:19:01.426
5 -	***1:26.304***	42.470	2:08.774	(2)	82.99	0.021	10:21:10.200
6 -	1:27.551	42.903	2:10.454		81.92	1.701	10:23:20.654

P17 97 Jake PACKHAM Suzuki -

IDEAL LAP TIME : 2:09.386 BEST LAP TIME : 2:09.386 DIFFERENCE : 0.000

LAP	SECTOR 1	SECTOR 2	LAP TIME		MPH	DIFF	TIME OF DAY
1 -		44.245	2:19.638		76.54	10.252	10:12:34.371
2 -	1:27.163	43.597	2:10.760		81.73	1.374	10:14:45.131
3 -	1:27.383	43.762	2:11.145		81.49	1.759	10:16:56.276
4 -	1:26.303	43.426	2:09.729	(2)	82.38	0.343	10:19:06.005
5 -	1:26.839	43.560	2:10.399	(3)	81.96	1.013	10:21:16.404
6 -	***1:26.015***	***43.371***	***2:09.386***	(1)	***82.60***		***10:23:25.790***

P18 19 Kevin LILLEY Suzuki - Vanson Leathers

IDEAL LAP TIME : 2:09.657 BEST LAP TIME : 2:09.779 DIFFERENCE : 0.122

LAP	SECTOR 1	SECTOR 2	LAP TIME		MPH	DIFF	TIME OF DAY
1 -		44.913	2:24.051		74.19	14.272	10:12:38.784

Snetterton
Circuit Length = 2.9689 miles
Start: 10:10 Flag 10:22 End: 10:24

Weather / Track : Cloudy / Dry

BMCRC - MRO Championships 2016 - Rnd 4 @ Snetterton 300

MRO Minitwins

RACE 2 - SECTOR ANALYSIS

SECTOR 1 = FL to I1, SECTOR 2 = I1 to FL, DIFF = Difference To Personal Best Lap

2 -	1:28.542	43.463	2:12.005		80.96	2.226	10:14:50.789
3 -	1:27.804	43.493	2:11.297		81.40	1.518	10:17:02.086
4 -	1:27.513	***43.090***	2:10.603	**(2)**	81.83	0.824	10:19:12.689
5 -	***1:26.567***	43.212	***2:09.779***	**(1)**	***82.35***		***10:21:22.468***
6 -	1:27.170	43.737	2:10.907	**(3)**	81.64	1.128	10:23:33.375

P19 28 Dominic VEASEY Suzuki -

IDEAL LAP TIME : 2:11.418 BEST LAP TIME : 2:11.501 DIFFERENCE : 0.083

LAP	SECTOR 1	SECTOR 2	LAP TIME		MPH	DIFF	TIME OF DAY
1 -		44.126	2:21.028		75.78	9.527	10:12:35.761
2 -	***1:27.442***	44.059	***2:11.501***	**(1)**	***81.27***		***10:14:47.262***
3 -	1:27.812	44.226	2:12.038	**(2)**	80.94	0.537	10:16:59.300
4 -	1:28.574	44.099	2:12.673		80.55	1.172	10:19:11.973
5 -	1:28.297	***43.976***	2:12.273	**(3)**	80.80	0.772	10:21:24.246
6 -	1:29.063	45.379	2:14.442		79.49	2.941	10:23:38.688

P20 20 Jose TOUCEDA Suzuki - Cell2

IDEAL LAP TIME : 2:09.338 BEST LAP TIME : 2:09.926 DIFFERENCE : 0.588

LAP	SECTOR 1	SECTOR 2	LAP TIME		MPH	DIFF	TIME OF DAY
1 -		44.392	2:19.908		76.39	9.982	10:12:34.641
2 -	1:26.739	***43.187***	***2:09.926***	**(1)**	***82.26***		***10:14:44.567***
3 -	***1:26.151***	43.787	2:09.938	**(2)**	82.25	0.012	10:16:54.505
4 -	1:27.498	43.834	2:11.332		81.38	1.406	10:19:05.837
5 -	1:26.972	44.201	2:11.173	**(3)**	81.48	1.247	10:21:17.010
6 -	1:27.197	44.602	2:11.799		81.09	1.873	10:23:28.809

P21 25 Harrison DAY Suzuki -

IDEAL LAP TIME : 2:12.165 BEST LAP TIME : 2:12.254 DIFFERENCE : 0.089

LAP	SECTOR 1	SECTOR 2	LAP TIME		MPH	DIFF	TIME OF DAY
1 -		44.920	2:22.652		74.92	10.398	10:12:37.385
2 -	1:29.988	44.475	2:14.463		79.48	2.209	10:14:51.848
3 -	1:29.247	44.522	2:13.769		79.89	1.515	10:17:05.617
4 -	1:28.937	44.127	2:13.064	**(3)**	80.32	0.810	10:19:18.681
5 -	1:28.321	***43.982***	2:12.303	**(2)**	80.78	0.049	10:21:30.984
6 -	***1:28.183***	44.071	***2:12.254***	**(1)**	***80.81***		***10:23:43.238***

P22 48 Shaun WALLIS Suzuki -

IDEAL LAP TIME : 2:13.431 BEST LAP TIME : 2:13.926 DIFFERENCE : 0.495

LAP	SECTOR 1	SECTOR 2	LAP TIME		MPH	DIFF	TIME OF DAY
1 -		44.965	2:22.853		74.81	8.927	10:12:37.586
2 -	1:30.457	44.942	2:15.399		78.93	1.473	10:14:52.985
3 -	1:29.550	***44.376***	***2:13.926***	**(1)**	***79.80***		***10:17:06.911***
4 -	***1:29.055***	44.944	2:13.999	**(2)**	79.76	0.073	10:19:20.910
5 -	1:29.795	44.397	2:14.192	**(3)**	79.64	0.266	10:21:35.102
6 -	1:29.459	44.910	2:14.369		79.54	0.443	10:23:49.471

P23 147 Thomas WATSON Suzuki - Motorsportdays.com TEA Time Racing

IDEAL LAP TIME : 2:12.153 BEST LAP TIME : 2:12.153 DIFFERENCE : 0.000

LAP	SECTOR 1	SECTOR 2	LAP TIME		MPH	DIFF	TIME OF DAY
1 -		46.403	2:26.486		72.96	14.333	10:12:41.219
2 -	1:29.822	45.218	2:15.040		79.14	2.887	10:14:56.259
3 -	1:30.829	45.819	2:16.648		78.21	4.495	10:17:12.907
4 -	1:29.781	44.734	2:14.515	**(3)**	79.45	2.362	10:19:27.422
5 -	1:29.457	43.845	2:13.302	**(2)**	80.17	1.149	10:21:40.724
6 -	***1:28.310***	***43.843***	***2:12.153***	**(1)**	***80.87***		***10:23:52.877***

Weather / Track : Cloudy / Dry

Snetterton
Circuit Length = 2.9689 miles
Start: 10:10 Flag 10:22 End: 10:24

BMCRC - MRO Championships 2016 - Rnd 4 @ Snetterton 300

MRO Minitwins

RACE 2 - SECTOR ANALYSIS

SECTOR 1 = FL to I1, SECTOR 2 = I1 to FL, DIFF = Difference To Personal Best Lap

P24 21 Carl MITCHELL Suzuki - HB REAVIS Real Estate

IDEAL LAP TIME : 2:13.239 BEST LAP TIME : 2:13.514 DIFFERENCE : 0.275

LAP	SECTOR 1	SECTOR 2	LAP TIME	MPH	DIFF	TIME OF DAY
1 -		46.367	2:25.136	73.64	11.622	10:12:39.869
2 -	1:30.760	45.612	2:16.372	78.37	2.858	10:14:56.241
3 -	1:29.921	45.320	2:15.241	79.02	1.727	10:17:11.482
4 -	***1:29.260***	44.504	2:13.764 **(2)**	79.90	0.250	10:19:25.246
5 -	1:29.572	44.582	2:14.154 **(3)**	79.67	0.640	10:21:39.400
6 -	1:29.535	***43.979***	***2:13.514*** **(1)**	***80.05***		***10:23:52.914***

P25 32 Chris THAY Suzuki - Scell-it uk

IDEAL LAP TIME : 2:14.454 BEST LAP TIME : 2:14.454 DIFFERENCE : 0.000

LAP	SECTOR 1	SECTOR 2	LAP TIME	MPH	DIFF	TIME OF DAY
1 -		46.049	2:25.340	73.53	10.886	10:12:40.073
2 -	1:30.330	45.057	2:15.387 **(3)**	78.94	0.933	10:14:55.460
3 -	1:30.572	45.877	2:16.449	78.33	1.995	10:17:11.909
4 -	1:29.817	44.781	2:14.598 **(2)**	79.40	0.144	10:19:26.507
5 -	1:30.279	45.376	2:15.655	78.78	1.201	10:21:42.162
6 -	***1:29.806***	***44.648***	***2:14.454*** **(1)**	***79.49***		***10:23:56.616***

P26 93 Jack WALLIS Suzuki - Grumpdad

IDEAL LAP TIME : 2:14.439 BEST LAP TIME : 2:14.439 DIFFERENCE : 0.000

LAP	SECTOR 1	SECTOR 2	LAP TIME	MPH	DIFF	TIME OF DAY
1 -		46.128	2:24.735	73.84	10.296	10:12:39.468
2 -	1:30.121	45.804	2:15.925	78.63	1.486	10:14:55.393
3 -	1:30.286	45.559	2:15.845	78.67	1.406	10:17:11.238
4 -	1:29.937	45.385	2:15.322 **(2)**	78.98	0.883	10:19:26.560
5 -	1:30.331	45.351	2:15.682 **(3)**	78.77	1.243	10:21:42.242
6 -	***1:29.809***	***44.630***	***2:14.439*** **(1)**	***79.50***		***10:23:56.681***

P27 15 Stephen JONES Suzuki - MW SOLICITORS

IDEAL LAP TIME : 2:14.678 BEST LAP TIME : 2:14.701 DIFFERENCE : 0.023

LAP	SECTOR 1	SECTOR 2	LAP TIME	MPH	DIFF	TIME OF DAY
1 -		45.668	2:26.603	72.90	11.902	10:12:41.336
2 -	1:29.866	45.358	2:15.224 **(3)**	79.03	0.523	10:14:56.560
3 -	***1:29.796***	45.778	2:15.574	78.83	0.873	10:17:12.134
4 -	1:29.798	45.197	2:14.995 **(2)**	79.17	0.294	10:19:27.129
5 -	1:30.043	45.312	2:15.355	78.96	0.654	10:21:42.484
6 -	1:29.819	***44.882***	***2:14.701*** **(1)**	***79.34***		***10:23:57.185***

P28 140 Daniel SALES Suzuki -

IDEAL LAP TIME : 2:14.174 BEST LAP TIME : 2:14.174 DIFFERENCE : 0.000

LAP	SECTOR 1	SECTOR 2	LAP TIME	MPH	DIFF	TIME OF DAY
1 -		45.675	2:24.857	73.78	10.683	10:12:39.590
2 -	1:30.928	45.228	2:16.156	78.49	1.982	10:14:55.746
3 -	1:31.507	45.675	2:17.182	77.91	3.008	10:17:12.928
4 -	1:30.169	44.759	2:14.928 **(2)**	79.21	0.754	10:19:27.856
5 -	1:30.120	45.169	2:15.289 **(3)**	79.00	1.115	10:21:43.145
6 -	***1:29.562***	***44.612***	***2:14.174*** **(1)**	***79.65***		***10:23:57.319***

P29 17 Ieva BAUBLYTE Suzuki - 1st Moto Solutions

IDEAL LAP TIME : 2:14.560 BEST LAP TIME : 2:15.025 DIFFERENCE : 0.465

LAP	SECTOR 1	SECTOR 2	LAP TIME	MPH	DIFF	TIME OF DAY
1 -		46.562	2:27.270	72.57	12.245	10:12:42.003
2 -	1:29.995	45.323	2:15.318 **(2)**	78.98	0.293	10:14:57.321
3 -	***1:29.988***	45.424	2:15.412 **(3)**	78.93	0.387	10:17:12.733
4 -	1:30.453	***44.572***	***2:15.025*** **(1)**	***79.15***		***10:19:27.758***
5 -	1:30.507	51.865	2:22.372	75.07	7.347	10:21:50.130

Snetterton
Circuit Length = 2.9689 miles
Start: 10:10 Flag 10:22 End: 10:24

Weather / Track : Cloudy / Dry

BMCRC - MRO Championships 2016 - Rnd 4 @ Snetterton 300

MRO Minitwins

RACE 2 - SECTOR ANALYSIS

SECTOR 1 = FL to I1, SECTOR 2 = I1 to FL, DIFF = Difference To Personal Best Lap

6 -	1:30.995	44.919	2:15.914	78.63	0.889	10:24:06.044

P30 72 Kevin MILLER Suzuki - Mechanical Air Supplies Ltd

IDEAL LAP TIME : 2:14.856 BEST LAP TIME : 2:15.525 DIFFERENCE : 0.669

LAP	SECTOR 1	SECTOR 2	LAP TIME	MPH	DIFF	TIME OF DAY
1 -		47.453	2:30.814	70.86	15.289	10:12:45.547
2 -	1:31.867	45.939	2:17.806	77.55	2.281	10:15:03.353
3 -	1:30.259	45.955	2:16.214	78.46	0.689	10:17:19.567
4 -	1:29.971	45.554	***2:15.525*** **(1)**	***78.86***		***10:19:35.092***
5 -	***1:29.861***	45.749	2:15.610 **(2)**	78.81	0.085	10:21:50.702
6 -	1:30.762	***44.995***	2:15.757 **(3)**	78.72	0.232	10:24:06.459

P31 75 Patrick SMITH Suzuki -

IDEAL LAP TIME : 2:15.868 BEST LAP TIME : 2:16.391 DIFFERENCE : 0.523

LAP	SECTOR 1	SECTOR 2	LAP TIME	MPH	DIFF	TIME OF DAY
1 -		46.430	2:27.064	72.67	10.673	10:12:41.797
2 -	***1:31.270***	45.370	2:16.640 **(2)**	78.22	0.249	10:14:58.437
3 -	1:31.793	***44.598***	***2:16.391*** **(1)**	***78.36***		***10:17:14.828***
4 -	1:32.575	45.080	2:17.655	77.64	1.264	10:19:32.483
5 -	1:32.327	45.668	2:17.995	77.45	1.604	10:21:50.478
6 -	1:31.905	45.038	2:16.943 **(3)**	78.04	0.552	10:24:07.421

P32 23 Claire BECKETT Suzuki -

IDEAL LAP TIME : 2:16.762 BEST LAP TIME : 2:17.129 DIFFERENCE : 0.367

LAP	SECTOR 1	SECTOR 2	LAP TIME	MPH	DIFF	TIME OF DAY
1 -		46.244	2:27.859	72.28	10.730	10:12:42.592
2 -	1:31.346	***45.783***	***2:17.129*** **(1)**	***77.94***		***10:14:59.721***
3 -	1:32.022	46.362	2:18.384	77.23	1.255	10:17:18.105
4 -	1:32.736	45.920	2:18.656	77.08	1.527	10:19:36.761
5 -	1:31.475	46.428	2:17.903 **(3)**	77.50	0.774	10:21:54.664
6 -	***1:30.979***	46.453	2:17.432 **(2)**	77.76	0.303	10:24:12.096

P33 12 Stephen EDWARDS Suzuki -

IDEAL LAP TIME : 2:13.225 BEST LAP TIME : 2:13.225 DIFFERENCE : 0.000

LAP	SECTOR 1	SECTOR 2	LAP TIME	MPH	DIFF	TIME OF DAY
1 -		48.246	2:31.461	70.56	18.236	10:12:46.194
2 -	1:33.183	46.608	2:19.791	76.45	6.566	10:15:05.985
3 -	1:32.797	46.453	2:19.250	76.75	6.025	10:17:25.235
4 -	1:32.236	45.552	2:17.788 **(3)**	77.56	4.563	10:19:43.023
5 -	1:30.292	46.173	2:16.465 **(2)**	78.32	3.240	10:21:59.488
6 -	***1:28.625***	***44.600***	***2:13.225*** **(1)**	***80.22***		***10:24:12.713***

P34 66 Mark SMITH Suzuki - Nick&Brian Scott fisheries

IDEAL LAP TIME : 2:17.766 BEST LAP TIME : 2:17.766 DIFFERENCE : 0.000

LAP	SECTOR 1	SECTOR 2	LAP TIME	MPH	DIFF	TIME OF DAY
1 -		48.029	2:31.817	70.40	14.051	10:12:46.550
2 -	1:33.414	46.160	2:19.574	76.57	1.808	10:15:06.124
3 -	1:33.279	47.047	2:20.326	76.16	2.560	10:17:26.450
4 -	1:33.777	45.752	2:19.529 **(3)**	76.60	1.763	10:19:45.979
5 -	***1:32.137***	***45.629***	***2:17.766*** **(1)**	***77.58***		***10:22:03.745***
6 -	1:32.533	46.132	2:18.665 **(2)**	77.07	0.899	10:24:22.410

P35 67 Mike DEVALL Suzuki -

IDEAL LAP TIME : 2:19.854 BEST LAP TIME : 2:20.054 DIFFERENCE : 0.200

LAP	SECTOR 1	SECTOR 2	LAP TIME	MPH	DIFF	TIME OF DAY
1 -		47.482	2:30.720	70.91	10.666	10:12:45.453
2 -	1:33.807	***46.247***	***2:20.054*** **(1)**	***76.31***		***10:15:05.507***
3 -	***1:33.607***	47.251	2:20.858 **(3)**	75.87	0.804	10:17:26.365

Weather / Track : Cloudy / Dry

Snetterton
Circuit Length = 2.9689 miles
Start: 10:10 Flag 10:22 End: 10:24

BMCRC - MRO Championships 2016 - Rnd 4 @ Snetterton 300

MRO Minitwins

RACE 2 - SECTOR ANALYSIS

SECTOR 1 = FL to I1, SECTOR 2 = I1 to FL, DIFF = Difference To Personal Best Lap

4 -	1:33.802	46.364	2:20.166	**(2)**	76.25	0.112	10:19:46.531
5 -	1:34.439	47.019	2:21.458		75.55	1.404	10:22:07.989
6 -	1:34.401	47.074	2:21.475		75.54	1.421	10:24:29.464

P36 31 Kelvin EVENDEN Suzuki - Glosrose Group

IDEAL LAP TIME : 2:19.935 BEST LAP TIME : 2:19.935 DIFFERENCE : 0.000

LAP	SECTOR 1	SECTOR 2	LAP TIME		MPH	DIFF	TIME OF DAY
1 -		48.015	2:35.061		68.92	15.126	10:12:49.794
2 -	1:33.612	47.754	2:21.366	**(2)**	75.60	1.431	10:15:11.160
3 -	1:34.342	47.569	2:21.911	**(3)**	75.31	1.976	10:17:33.071
4 -	***1:32.960***	***46.975***	***2:19.935***	**(1)**	***76.37***		***10:19:53.006***
5 -	1:33.991	47.961	2:21.952		75.29	2.017	10:22:14.958
6 -	1:33.700	48.498	2:22.198		75.16	2.263	10:24:37.156

P37 124 Kurtis BUTLER Suzuki - PGVM / 3vk

IDEAL LAP TIME : 2:05.381 BEST LAP TIME : 2:13.289 DIFFERENCE : 7.908

LAP	SECTOR 1	SECTOR 2	LAP TIME		MPH	DIFF	TIME OF DAY
1 -		***41.653***	***2:13.289***	**(1)**	***80.18***		***10:12:28.022***

P38 38 Bob COUCHMAN Suzuki -

IDEAL LAP TIME : BEST LAP TIME : 2:37.961 DIFFERENCE :

LAP	SECTOR 1	SECTOR 2	LAP TIME		MPH	DIFF	TIME OF DAY
1 -		***58.207***	***2:37.961***	**(1)**	***67.66***		***10:12:52.694***

Weather / Track : Cloudy / Dry

Snetterton
Circuit Length = 2.9689 miles
Start: 10:10 Flag 10:22 End: 10:24

BMCRC - MRO Championships 2016 - Rnd 4 @ Snetterton 300

MRO Minitwins

RACE 2 - BEST SECTORS

SECTOR 1				SECTOR 2			IDEAL / BEST COMPARISON					
POS	NO	NAME	TIME	NO	NAME	TIME	POS	NO	NAME	IDEAL	BEST	DIFF
									PERFECT LAP	2:03.628		
1	7	HICKLING	**1:22.564**	7	HICKLING	**41.064**	1	7	HICKLING	2:03.628	2:03.628	0.000
2	76	KING	**1:23.147**	76	KING	**41.162**	2	76	KING	2:04.309	2:04.309	0.000
3	124	BUTLER	**1:23.728**	26	DAVIES	**41.322**	3	26	DAVIES	2:05.250	2:05.250	0.000
4	118	PLUMMER	**1:23.844**	118	PLUMMER	**41.436**	4	118	PLUMMER	2:05.280	2:05.280	0.000
5	26	DAVIES	**1:23.928**	111	FOLKES	**41.606**	5	124	BUTLER	2:05.381	2:13.289	7.908
6	111	FOLKES	**1:24.240**	124	BUTLER	**41.653**	6	111	FOLKES	2:05.846	2:05.846	0.000
7	86	WITHERINGTON	**1:24.529**	142	KENT	**41.954**	7	142	KENT	2:06.689	2:06.689	0.000
8	142	KENT	**1:24.735**	68	EUSTACE	**42.131**	8	86	WITHERINGTON	2:06.715	2:07.218	0.503
9	68	EUSTACE	**1:24.772**	86	WITHERINGTON	**42.186**	9	68	EUSTACE	2:06.903	2:06.952	0.049
10	174	SINGLETON	**1:24.808**	98	TOPPING	**42.212**	10	174	SINGLETON	2:07.350	2:07.592	0.242
11	51	RUTTER	**1:25.004**	5	MANTELL	**42.332**	11	51	RUTTER	2:07.377	2:07.505	0.128
12	95	ROBERTSON	**1:25.169**	95	ROBERTSON	**42.341**	12	95	ROBERTSON	2:07.510	2:07.626	0.116
13	98	TOPPING	**1:25.476**	51	RUTTER	**42.373**	13	98	TOPPING	2:07.688	2:08.404	0.716
14	22	DOWDS	**1:25.669**	444	WILLIAMS	**42.401**	14	444	WILLIAMS	2:08.297	2:08.511	0.214
15	199	COLLINS	**1:25.718**	174	SINGLETON	**42.542**	15	22	DOWDS	2:08.311	2:08.402	0.091
16	444	WILLIAMS	**1:25.896**	22	DOWDS	**42.642**	16	5	MANTELL	2:08.636	2:08.753	0.117
17	97	PACKHAM	**1:26.015**	19	LILLEY	**43.090**	17	199	COLLINS	2:08.840	2:08.942	0.102
18	20	TOUCEDA	**1:26.151**	199	COLLINS	**43.122**	18	20	TOUCEDA	2:09.338	2:09.926	0.588
19	5	MANTELL	**1:26.304**	20	TOUCEDA	**43.187**	19	97	PACKHAM	2:09.386	2:09.386	0.000
20	19	LILLEY	**1:26.567**	97	PACKHAM	**43.371**	20	19	LILLEY	2:09.657	2:09.779	0.122
21	28	VEASEY	**1:27.442**	147	WATSON	**43.843**	21	28	VEASEY	2:11.418	2:11.501	0.083
22	25	DAY	**1:28.183**	28	VEASEY	**43.976**	22	147	WATSON	2:12.153	2:12.153	0.000
23	147	WATSON	**1:28.310**	21	MITCHELL	**43.979**	23	25	DAY	2:12.165	2:12.254	0.089
24	12	EDWARDS	**1:28.625**	25	DAY	**43.982**	24	12	EDWARDS	2:13.225	2:13.225	0.000
25	48	WALLIS	**1:29.055**	48	WALLIS	**44.376**	25	21	MITCHELL	2:13.239	2:13.514	0.275
26	21	MITCHELL	**1:29.260**	17	BAUBLYTE	**44.572**	26	48	WALLIS	2:13.431	2:13.926	0.495
27	140	SALES	**1:29.562**	75	SMITH	**44.598**	27	140	SALES	2:14.174	2:14.174	0.000
28	15	JONES	**1:29.796**	12	EDWARDS	**44.600**	28	93	WALLIS	2:14.439	2:14.439	0.000
29	32	THAY	**1:29.806**	140	SALES	**44.612**	29	32	THAY	2:14.454	2:14.454	0.000
30	93	WALLIS	**1:29.809**	93	WALLIS	**44.630**	30	17	BAUBLYTE	2:14.560	2:15.025	0.465
31	72	MILLER	**1:29.861**	32	THAY	**44.648**	31	15	JONES	2:14.678	2:14.701	0.023
32	17	BAUBLYTE	**1:29.988**	15	JONES	**44.882**	32	72	MILLER	2:14.856	2:15.525	0.669
33	23	BECKETT	**1:30.979**	72	MILLER	**44.995**	33	75	SMITH	2:15.868	2:16.391	0.523
34	75	SMITH	**1:31.270**	66	SMITH	**45.629**	34	23	BECKETT	2:16.762	2:17.129	0.367
35	66	SMITH	**1:32.137**	23	BECKETT	**45.783**	35	66	SMITH	2:17.766	2:17.766	0.000
36	31	EVENDEN	**1:32.960**	67	DEVALL	**46.247**	36	67	DEVALL	2:19.854	2:20.054	0.200
37	67	DEVALL	**1:33.607**	31	EVENDEN	**46.975**	37	31	EVENDEN	2:19.935	2:19.935	0.000
38				38	COUCHMAN	**58.207**	38	38	COUCHMAN		2:37.961	
39												

Weather / Track : Cloudy / Dry

Snetterton
Circuit Length = 2.9689 miles
Start: 10:10 Flag 10:22 End: 10:24

Results can be found at www.tsl-timing.com

Printed - 10:25 Sunday, 29 May 2016

BMCRC - MRO Championships 2016 - Rnd 4 @ Snetterton 300

MRO Minitwins

RACE 12 - CLASSIFICATION

POS	NO	NAME	ENTRY	LAPS	TIME	GAP	DIFF	MPH	BEST	ON
1	7	**Richard HICKLING**	Suzuki - Think Cars / Lids By Wood	**6**	12:35.861			84.84	**2:04.655**	4
2	76	**Charlie KING**	Suzuki - Lad and Dad Racing	**6**	12:36.011	**0.150**	0.150	84.82	**2:04.765**	3
3	26	**Glynn DAVIES**	Suzuki -	**6**	12:44.291	**8.430**	8.280	83.90	**2:06.106**	2
4	111	**Ryan FOLKES**	Suzuki -	**6**	12:45.642	**9.781**	1.351	83.75	**2:05.953**	6
5	95	**Grant ROBERTSON**	Suzuki -	**6**	12:47.403	**11.542**	1.761	83.56	**2:06.533**	6
6	142	**Chris KENT**	Suzuki - More moto	**6**	12:51.422	**15.561**	4.019	83.13	**2:06.836**	2
7	68	**Thomas EUSTACE**	Suzuki - More moto/sublime designs	**6**	12:53.277	**17.416**	1.855	82.93	**2:07.288**	5
8	86	**Paul WITHERINGTON**	Suzuki - P&R plumbing	**6**	12:53.337	**17.476**	0.060	82.92	**2:06.792**	6
9	98	**Steven TOPPING**	Suzuki -	**6**	12:55.767	**19.906**	2.430	82.66	**2:07.812**	5
10	22	**Darren DOWDS**	Suzuki - sublime designs racing	**6**	13:01.110	**25.249**	5.343	82.09	**2:08.722**	5
11	124	**Kurtis BUTLER**	Suzuki - PGVM / 3vk	**6**	13:07.286	**31.425**	6.176	81.45	**2:08.420**	3
12	51	**Theo RUTTER**	Suzuki - Sublime Designs Racing/RRC	**6**	13:07.354	**31.493**	0.068	81.44	**2:08.637**	6
13	199	**Lloyd COLLINS**	Suzuki - Warren Drives	**6**	13:07.498	**31.637**	0.144	81.43	**2:08.829**	6
14	444	**Mark WILLIAMS**	Suzuki - F.C.L MOTORCYCLES	**6**	13:07.857	**31.996**	0.359	81.39	**2:08.571**	6
15	5	**Barry MANTELL**	Suzuki - Swedish car connection	**6**	13:08.785	**32.924**	0.928	81.30	**2:09.053**	6
16	97	**Jake PACKHAM**	Suzuki -	**6**	13:10.156	**34.295**	1.371	81.15	**2:08.727**	6
17	20	**Jose TOUCEDA**	Suzuki - Cell2	**6**	13:18.542	**42.681**	8.386	80.30	**2:10.373**	5
18	147	**Thomas WATSON**	Suzuki - Motorsportdays.com TEA Time Racing	**6**	13:23.697	**47.836**	5.155	79.79	**2:11.590**	4
19	93	**Jack WALLIS**	Suzuki - Grumpdad	**6**	13:35.666	**59.805**	11.969	78.62	**2:12.881**	4
20	19	**Kevin LILLEY**	Suzuki - Vanson Leathers	**6**	13:36.603	**1:00.742**	0.937	78.53	**2:11.647**	5
21	48	**Shaun WALLIS**	Suzuki -	**6**	13:37.127	**1:01.266**	0.524	78.48	**2:13.121**	5
22	140	**Daniel SALES**	Suzuki -	**6**	13:38.557	**1:02.696**	1.430	78.34	**2:13.825**	6
23	72	**Kevin MILLER**	Suzuki - Mechanical Air Supplies Ltd	**6**	13:44.885	**1:09.024**	6.328	77.74	**2:14.539**	5
24	12	**Stephen EDWARDS**	Suzuki -	**6**	13:48.740	**1:12.879**	3.855	77.38	**2:14.139**	6
25	75	**Patrick SMITH**	Suzuki -	**6**	13:49.920	**1:14.059**	1.180	77.27	**2:15.416**	5
26	15	**Stephen JONES**	Suzuki - MW SOLICITORS	**6**	13:53.028	**1:17.167**	3.108	76.98	**2:14.772**	5
27	21	**Carl MITCHELL**	Suzuki - HB REAVIS Real Estate	**6**	14:00.709	**1:24.848**	7.681	76.27	**2:15.938**	2
28	66	**Mark SMITH**	Suzuki - Nick&Brian Scott fisheries	**6**	14:03.162	**1:27.301**	2.453	76.05	**2:17.495**	3
29	23	**Claire BECKETT**	Suzuki -	**6**	14:03.291	**1:27.430**	0.129	76.04	**2:16.954**	6
30	55	**Michael COPLEY**	Suzuki - Jayne copley	**6**	14:19.954	**1:44.093**	16.663	74.57	**2:21.121**	6
31	67	**Mike DEVALL**	Suzuki -	**6**	14:20.462	**1:44.601**	0.508	74.52	**2:20.763**	3
32	31	**Kelvin EVENDEN**	Suzuki - Glosrose Group	**6**	14:42.560	**2:06.699**	22.098	72.66	**2:23.322**	2
			NOT CLASSIFIED							
DNF	25	**Harrison DAY**	Suzuki -	**5**	11:10.952	**1 Lap**	1 Lap	79.64	**2:10.723**	5
DNF	38	**Bob COUCHMAN**	Suzuki -	**5**	11:27.916	**1 Lap**	16.964	77.68	**2:13.987**	5
DNF	118	**James PLUMMER**	Suzuki -	**2**	4:19.309	**4 Laps**	3 Laps	82.43	**2:06.700**	2
DNF	17	**Ieva BAUBLYTE**	Suzuki - 1st Moto Solutions	**1**	2:29.613	**5 Laps**	1 Lap	71.43	**2:29.613**	1
DNF	28	**Dominic VEASEY**	Suzuki -	**0**						
DNF	32	**Chris THAY**	Suzuki - Scell-it uk	**0**						
			FASTEST LAP							
	7	**Richard HICKLING**	Suzuki - Think Cars / Lids By Wood	**4**	2:04.655		85.74 mph		137.98 kph	

90% of Race Speed = 76.35 mph

Snetterton
Circuit Length = 2.9689 miles
Start: 14:35 Flag 14:48 End: 14:50

Weather / Track : Cloudy / Dry
These results are provisional until the conclusion of any judicial and technical matters.

Clerk Of Course :		Timekeeper :

Results can be found at www.tsl-timing.com

Printed - 14:50 Sunday, 29 May 2016

BMCRC - MRO Championships 2016 - Rnd 4 @ Snetterton 300

MRO Minitwins

RACE 12 - LAP CHART

LAP 1 @ 14:37:58.818

NO	BEHIND	LAP TIME
7		2:11.000
76	0.343	2:11.343
26	1.543	2:12.543
118	1.609	2:12.609
95	2.015	2:13.015
111	2.320	2:13.320
142	2.474	2:13.474
86	2.748	2:13.748
68	3.165	2:14.165
98	3.603	2:14.603
22	4.942	2:15.942
444	6.411	2:17.411
199	6.926	2:17.926
51	6.950	2:17.950
5	7.549	2:18.549
97	7.616	2:18.616
25	11.424	2:22.424
20	11.710	2:22.710
124	11.824	2:22.824
147	11.840	2:22.840
93	13.260	2:24.260
48	13.593	2:24.593
21	14.095	2:25.095
140	14.666	2:25.666
72	15.346	2:26.346
75	15.469	2:26.469
15	16.261	2:27.261
23	17.275	2:28.275
38	17.647	2:28.647
12	18.360	2:29.360
17	18.613	2:29.613
55	21.294	2:32.294
67	21.835	2:32.835
66	21.913	2:32.913
19	23.518	2:34.518
31	23.902	2:34.902

LAP 2 @ 14:40:03.692

NO	BEHIND	LAP TIME
7		2:04.874
76	0.473	2:05.004
26	2.775	2:06.106
118	3.435	2:06.700
95	4.014	2:06.873
111	4.255	2:06.809
142	4.436	2:06.836
68	5.764	2:07.473
86	5.946	2:08.072
98	6.664	2:07.935
22	9.215	2:09.147
444	12.236	2:10.699
199	12.903	2:10.851
5	13.187	2:10.512
51	13.289	2:11.213
97	15.096	2:12.354
124	15.514	2:08.564
20	18.248	2:11.412
147	19.190	2:12.224
25	19.568	2:13.018
48	24.460	2:15.741
93	24.770	2:16.384
21	25.159	2:15.938
72	25.727	2:15.255
140	26.107	2:16.315
75	26.829	2:16.234
38	27.015	2:14.242
12	31.867	2:18.381
23	32.170	2:19.769
19	32.613	2:13.969
66	36.000	2:18.961
15	36.363	2:24.976
55	37.936	2:21.516
67	39.738	2:22.777
31	42.350	2:23.322

LAP 3 @ 14:42:08.808

NO	BEHIND	LAP TIME
7		2:05.116
76	0.122	2:04.765
26	3.948	2:06.289
95	6.178	2:07.280
111	6.320	2:07.181
142	6.400	2:07.080
68	9.081	2:08.433
86	9.425	2:08.595
98	10.405	2:08.857
22	13.361	2:09.262
199	17.703	2:09.916
444	18.099	2:10.979
51	18.214	2:10.041
5	18.640	2:10.569
124	18.818	2:08.420
97	20.179	2:10.199
20	25.205	2:12.073
147	25.997	2:11.923
25	27.156	2:12.704
48	33.964	2:14.620
93	34.161	2:14.507
140	35.662	2:14.671
72	37.551	2:16.940
21	37.566	2:17.523
38	37.956	2:16.057
75	38.356	2:16.643
19	40.074	2:12.577
12	42.609	2:15.858
15	47.353	2:16.106
23	48.141	2:21.087
66	48.379	2:17.495
55	54.962	2:22.142
67	55.385	2:20.763
31	1:01.037	2:23.803

LAP 4 @ 14:44:13.463

NO	BEHIND	LAP TIME
7		2:04.655
76	0.285	2:04.818
26	5.951	2:06.658
111	7.890	2:06.225
95	8.237	2:06.714
142	9.254	2:07.509
68	12.963	2:08.537
86	13.456	2:08.686
98	13.950	2:08.200
22	17.867	2:09.161
124	22.591	2:08.428
199	23.790	2:10.742
444	24.025	2:10.581
51	24.074	2:10.515
5	24.477	2:10.492
97	25.903	2:10.379
20	31.176	2:10.626
147	32.932	2:11.590
25	34.584	2:12.083
93	42.387	2:12.881
48	44.381	2:15.072
140	45.093	2:14.086
19	47.455	2:12.036
72	47.687	2:14.791
38	48.284	2:14.983
75	52.168	2:18.467
12	53.442	2:15.488
21	53.454	2:20.543
15	57.824	2:15.126
66	1:01.347	2:17.623
23	1:02.836	2:19.350
55	1:11.865	2:21.558
67	1:12.465	2:21.735
31	1:20.948	2:24.566

LAP 5 @ 14:46:18.665

NO	BEHIND	LAP TIME
7		2:05.202
76	0.109	2:05.026
26	7.309	2:06.560
111	8.842	2:06.154
95	10.023	2:06.988
142	11.389	2:07.337
68	15.049	2:07.288
86	15.698	2:07.444
98	16.560	2:07.812
22	21.387	2:08.722
124	26.931	2:09.542
199	27.822	2:09.234
51	27.870	2:08.998
444	28.439	2:09.616
5	28.885	2:09.610
97	30.582	2:09.881
20	36.347	2:10.373
147	39.866	2:12.136
25	40.105	2:10.723
93	50.860	2:13.675
48	52.300	2:13.121
140	53.885	2:13.994
19	53.900	2:11.647
72	57.024	2:14.539
38	57.069	2:13.987
75	1:02.382	2:15.416
12	1:03.754	2:15.514
15	1:07.394	2:14.772
21	1:10.138	2:21.886
66	1:13.905	2:17.760
23	1:15.490	2:17.856
55	1:27.986	2:21.323
67	1:28.495	2:21.232
31	1:45.709	2:29.963

LAP 6 @ 14:48:23.679

NO	BEHIND	LAP TIME
7		2:05.014
76	0.150	2:05.055
26	8.430	2:06.135
111	9.781	2:05.953
95	11.542	2:06.533
142	15.561	2:09.186
68	17.416	2:07.381
86	17.476	2:06.792
98	19.906	2:08.360
22	25.249	2:08.876
124	31.425	2:09.508
51	31.493	2:08.637
199	31.637	2:08.829
444	31.996	2:08.571
5	32.924	2:09.053
97	34.295	2:08.727
20	42.681	2:11.348
147	47.836	2:12.984
93	59.805	2:13.959
19	1:00.742	2:11.856
48	1:01.266	2:13.980
140	1:02.696	2:13.825
72	1:09.024	2:17.014
12	1:12.879	2:14.139
75	1:14.059	2:16.691
15	1:17.167	2:14.787
21	1:24.848	2:19.724
66	1:27.301	2:18.410
23	1:27.430	2:16.954
55	1:44.093	2:21.121
67	1:44.601	2:21.120
31	2:06.699	2:26.004

Weather / Track : Cloudy / Dry

Snetterton
Circuit Length = 2.9689 miles
Start: 14:35 Flag 14:48 End: 14:50

Results can be found at www.tsl-timing.com

Printed - 14:51 Sunday, 29 May 2016

BMCRC - MRO Championships 2016 - Rnd 4 @ Snetterton 300

MRO Minitwins

RACE 12 - SECTOR ANALYSIS

SECTOR 1 = FL to I1, SECTOR 2 = I1 to FL, DIFF = Difference To Personal Best Lap

P1 7 Richard HICKLING Suzuki - Think Cars / Lids By Wood

IDEAL LAP TIME : 2:04.552 BEST LAP TIME : 2:04.655 DIFFERENCE : 0.103

LAP	SECTOR 1	SECTOR 2	LAP TIME	MPH	DIFF	TIME OF DAY
1 -		42.467	2:11.000	81.58	6.345	14:37:58.818
2 -	1:23.200	41.674	2:04.874 **(2)**	85.59	0.219	14:40:03.692
3 -	1:23.269	41.847	2:05.116	85.42	0.461	14:42:08.808
4 -	1:23.217	***41.438***	***2:04.655*** **(1)**	***85.74***		***14:44:13.463***
5 -	***1:23.114***	42.088	2:05.202	85.36	0.547	14:46:18.665
6 -	1:23.305	41.709	2:05.014 **(3)**	85.49	0.359	14:48:23.679

P2 76 Charlie KING Suzuki - Lad and Dad Racing

IDEAL LAP TIME : 2:04.427 BEST LAP TIME : 2:04.765 DIFFERENCE : 0.338

LAP	SECTOR 1	SECTOR 2	LAP TIME	MPH	DIFF	TIME OF DAY
1 -		41.852	2:11.343	81.37	6.578	14:37:59.161
2 -	1:23.769	41.235	2:05.004 **(3)**	85.50	0.239	14:40:04.165
3 -	***1:23.499***	41.266	***2:04.765*** **(1)**	***85.66***		***14:42:08.930***
4 -	1:23.890	***40.928***	2:04.818 **(2)**	85.62	0.053	14:44:13.748
5 -	1:23.641	41.385	2:05.026	85.48	0.261	14:46:18.774
6 -	1:23.684	41.371	2:05.055	85.46	0.290	14:48:23.829

P3 26 Glynn DAVIES Suzuki -

IDEAL LAP TIME : 2:05.951 BEST LAP TIME : 2:06.106 DIFFERENCE : 0.155

LAP	SECTOR 1	SECTOR 2	LAP TIME	MPH	DIFF	TIME OF DAY
1 -		42.725	2:12.543	80.63	6.437	14:38:00.361
2 -	***1:24.303***	41.803	***2:06.106*** **(1)**	***84.75***		***14:40:06.467***
3 -	1:24.518	41.771	2:06.289 **(3)**	84.63	0.183	14:42:12.756
4 -	1:24.871	41.787	2:06.658	84.38	0.552	14:44:19.414
5 -	1:24.683	41.877	2:06.560	84.45	0.454	14:46:25.974
6 -	1:24.487	***41.648***	2:06.135 **(2)**	84.73	0.029	14:48:32.109

P4 111 Ryan FOLKES Suzuki -

IDEAL LAP TIME : 2:05.953 BEST LAP TIME : 2:05.953 DIFFERENCE : 0.000

LAP	SECTOR 1	SECTOR 2	LAP TIME	MPH	DIFF	TIME OF DAY
1 -		42.587	2:13.320	80.16	7.367	14:38:01.138
2 -	1:24.725	42.084	2:06.809	84.28	0.856	14:40:07.947
3 -	1:25.056	42.125	2:07.181	84.03	1.228	14:42:15.128
4 -	1:24.488	41.737	2:06.225 **(3)**	84.67	0.272	14:44:21.353
5 -	1:24.416	41.738	2:06.154 **(2)**	84.72	0.201	14:46:27.507
6 -	***1:24.390***	***41.563***	***2:05.953*** **(1)**	***84.85***		***14:48:33.460***

P5 95 Grant ROBERTSON Suzuki -

IDEAL LAP TIME : 2:06.500 BEST LAP TIME : 2:06.533 DIFFERENCE : 0.033

LAP	SECTOR 1	SECTOR 2	LAP TIME	MPH	DIFF	TIME OF DAY
1 -		42.856	2:13.015	80.35	6.482	14:38:00.833
2 -	1:24.586	42.287	2:06.873 **(3)**	84.24	0.340	14:40:07.706
3 -	1:25.034	42.246	2:07.280	83.97	0.747	14:42:14.986
4 -	1:24.636	***42.078***	2:06.714 **(2)**	84.34	0.181	14:44:21.700
5 -	1:24.588	42.400	2:06.988	84.16	0.455	14:46:28.688
6 -	***1:24.422***	42.111	***2:06.533*** **(1)**	***84.46***		***14:48:35.221***

P6 142 Chris KENT Suzuki - More moto

IDEAL LAP TIME : 2:06.338 BEST LAP TIME : 2:06.836 DIFFERENCE : 0.498

LAP	SECTOR 1	SECTOR 2	LAP TIME	MPH	DIFF	TIME OF DAY
1 -		42.399	2:13.474	80.07	6.638	14:38:01.292
2 -	***1:24.583***	42.253	***2:06.836*** **(1)**	***84.26***		***14:40:08.128***
3 -	1:25.325	***41.755***	2:07.080 **(2)**	84.10	0.244	14:42:15.208
4 -	1:25.411	42.098	2:07.509	83.82	0.673	14:44:22.717
5 -	1:24.906	42.431	2:07.337 **(3)**	83.93	0.501	14:46:30.054

Snetterton
Circuit Length = 2.9689 miles
Start: 14:35 Flag 14:48 End: 14:50

Weather / Track : Cloudy / Dry

BMCRC - MRO Championships 2016 - Rnd 4 @ Snetterton 300

MRO Minitwins

RACE 12 - SECTOR ANALYSIS

SECTOR 1 = FL to I1, SECTOR 2 = I1 to FL, DIFF = Difference To Personal Best Lap

6 -	1:26.007	43.179	2:09.186	82.73	2.350	14:48:39.240

P7 68 Thomas EUSTACE Suzuki - More moto/sublime designs

IDEAL LAP TIME : 2:06.929 BEST LAP TIME : 2:07.288 DIFFERENCE : 0.359

LAP	SECTOR 1	SECTOR 2	LAP TIME	MPH	DIFF	TIME OF DAY
1 -		42.688	2:14.165	79.66	6.877	14:38:01.983
2 -	***1:24.933***	42.540	2:07.473 **(3)**	83.84	0.185	14:40:09.456
3 -	1:26.015	42.418	2:08.433	83.21	1.145	14:42:17.889
4 -	1:25.975	42.562	2:08.537	83.15	1.249	14:44:26.426
5 -	1:25.292	***41.996***	***2:07.288*** **(1)**	***83.96***		***14:46:33.714***
6 -	1:25.049	42.332	2:07.381 **(2)**	83.90	0.093	14:48:41.095

P8 86 Paul WITHERINGTON Suzuki - P&R plumbing

IDEAL LAP TIME : 2:06.781 BEST LAP TIME : 2:06.792 DIFFERENCE : 0.011

LAP	SECTOR 1	SECTOR 2	LAP TIME	MPH	DIFF	TIME OF DAY
1 -		42.898	2:13.748	79.91	6.956	14:38:01.566
2 -	1:24.807	43.265	2:08.072 **(3)**	83.45	1.280	14:40:09.638
3 -	1:25.967	42.628	2:08.595	83.11	1.803	14:42:18.233
4 -	1:25.631	43.055	2:08.686	83.05	1.894	14:44:26.919
5 -	1:25.297	***42.147***	2:07.444 **(2)**	83.86	0.652	14:46:34.363
6 -	***1:24.634***	42.158	***2:06.792*** **(1)**	***84.29***		***14:48:41.155***

P9 98 Steven TOPPING Suzuki -

IDEAL LAP TIME : 2:07.812 BEST LAP TIME : 2:07.812 DIFFERENCE : 0.000

LAP	SECTOR 1	SECTOR 2	LAP TIME	MPH	DIFF	TIME OF DAY
1 -		42.669	2:14.603	79.40	6.791	14:38:02.421
2 -	1:25.588	42.347	2:07.935 **(2)**	83.54	0.123	14:40:10.356
3 -	1:26.160	42.697	2:08.857	82.94	1.045	14:42:19.213
4 -	1:25.722	42.478	2:08.200 **(3)**	83.37	0.388	14:44:27.413
5 -	***1:25.586***	***42.226***	***2:07.812*** **(1)**	***83.62***		***14:46:35.225***
6 -	1:25.755	42.605	2:08.360	83.26	0.548	14:48:43.585

P10 22 Darren DOWDS Suzuki - sublime designs racing

IDEAL LAP TIME : 2:08.541 BEST LAP TIME : 2:08.722 DIFFERENCE : 0.181

LAP	SECTOR 1	SECTOR 2	LAP TIME	MPH	DIFF	TIME OF DAY
1 -		43.115	2:15.942	78.62	7.220	14:38:03.760
2 -	1:26.141	43.006	2:09.147 **(3)**	82.75	0.425	14:40:12.907
3 -	1:26.327	42.935	2:09.262	82.68	0.540	14:42:22.169
4 -	1:26.239	***42.922***	2:09.161	82.75	0.439	14:44:31.330
5 -	1:25.757	42.965	***2:08.722*** **(1)**	***83.03***		***14:46:40.052***
6 -	***1:25.619***	43.257	2:08.876 **(2)**	82.93	0.154	14:48:48.928

P11 124 Kurtis BUTLER Suzuki - PGVM / 3vk

IDEAL LAP TIME : 2:08.244 BEST LAP TIME : 2:08.420 DIFFERENCE : 0.176

LAP	SECTOR 1	SECTOR 2	LAP TIME	MPH	DIFF	TIME OF DAY
1 -		43.841	2:22.824	74.83	14.404	14:38:10.642
2 -	***1:25.678***	42.886	2:08.564 **(3)**	83.13	0.144	14:40:19.206
3 -	1:25.854	***42.566***	***2:08.420*** **(1)**	***83.22***		***14:42:27.626***
4 -	1:25.825	42.603	2:08.428 **(2)**	83.22	0.008	14:44:36.054
5 -	1:25.859	43.683	2:09.542	82.50	1.122	14:46:45.596
6 -	1:25.885	43.623	2:09.508	82.52	1.088	14:48:55.104

P12 51 Theo RUTTER Suzuki - Sublime Designs Racing/RRC

IDEAL LAP TIME : 2:08.427 BEST LAP TIME : 2:08.637 DIFFERENCE : 0.210

LAP	SECTOR 1	SECTOR 2	LAP TIME	MPH	DIFF	TIME OF DAY
1 -		43.593	2:17.950	77.47	9.313	14:38:05.768
2 -	1:27.267	43.946	2:11.213	81.45	2.576	14:40:16.981
3 -	1:26.432	43.609	2:10.041 **(3)**	82.19	1.404	14:42:27.022

Weather / Track : Cloudy / Dry

Snetterton
Circuit Length = 2.9689 miles
Start: 14:35 Flag 14:48 End: 14:50

BMCRC - MRO Championships 2016 - Rnd 4 @ Snetterton 300

MRO Minitwins

RACE 12 - SECTOR ANALYSIS

SECTOR 1 = FL to I1, SECTOR 2 = I1 to FL, DIFF = Difference To Personal Best Lap

4 -	1:27.074	43.441	2:10.515		81.89	1.878	14:44:37.537
5 -	1:26.291	***42.707***	2:08.998	**(2)**	82.85	0.361	14:46:46.535
6 -	***1:25.720***	42.917	***2:08.637***	**(1)**	***83.08***		***14:48:55.172***

P13 199 Lloyd COLLINS Suzuki - Warren Drives

IDEAL LAP TIME : 2:08.413 BEST LAP TIME : 2:08.829 DIFFERENCE : 0.416

LAP	SECTOR 1	SECTOR 2	LAP TIME		MPH	DIFF	TIME OF DAY
1 -		43.750	2:17.926		77.49	9.097	14:38:05.744
2 -	1:26.839	44.012	2:10.851		81.68	2.022	14:40:16.595
3 -	1:26.602	43.314	2:09.916	**(3)**	82.26	1.087	14:42:26.511
4 -	1:26.938	43.804	2:10.742		81.74	1.913	14:44:37.253
5 -	1:26.538	***42.696***	2:09.234	**(2)**	82.70	0.405	14:46:46.487
6 -	***1:25.717***	43.112	***2:08.829***	**(1)**	***82.96***		***14:48:55.316***

P14 444 Mark WILLIAMS Suzuki - F.C.L MOTORCYCLES

IDEAL LAP TIME : 2:08.571 BEST LAP TIME : 2:08.571 DIFFERENCE : 0.000

LAP	SECTOR 1	SECTOR 2	LAP TIME		MPH	DIFF	TIME OF DAY
1 -		43.255	2:17.411		77.78	8.840	14:38:05.229
2 -	1:27.242	43.457	2:10.699		81.77	2.128	14:40:15.928
3 -	1:27.248	43.731	2:10.979		81.60	2.408	14:42:26.907
4 -	1:26.917	43.664	2:10.581	**(3)**	81.85	2.010	14:44:37.488
5 -	1:26.556	43.060	2:09.616	**(2)**	82.45	1.045	14:46:47.104
6 -	***1:25.740***	***42.831***	***2:08.571***	**(1)**	***83.12***		***14:48:55.675***

P15 5 Barry MANTELL Suzuki - Swedish car connection

IDEAL LAP TIME : 2:09.053 BEST LAP TIME : 2:09.053 DIFFERENCE : 0.000

LAP	SECTOR 1	SECTOR 2	LAP TIME		MPH	DIFF	TIME OF DAY
1 -		43.922	2:18.549		77.14	9.496	14:38:06.367
2 -	1:26.667	43.845	2:10.512		81.89	1.459	14:40:16.879
3 -	1:26.789	43.780	2:10.569		81.85	1.516	14:42:27.448
4 -	1:26.934	43.558	2:10.492	**(3)**	81.90	1.439	14:44:37.940
5 -	1:26.727	42.883	2:09.610	**(2)**	82.46	0.557	14:46:47.550
6 -	***1:26.314***	***42.739***	***2:09.053***	**(1)**	***82.81***		***14:48:56.603***

P16 97 Jake PACKHAM Suzuki -

IDEAL LAP TIME : 2:08.727 BEST LAP TIME : 2:08.727 DIFFERENCE : 0.000

LAP	SECTOR 1	SECTOR 2	LAP TIME		MPH	DIFF	TIME OF DAY
1 -		43.977	2:18.616		77.10	9.889	14:38:06.434
2 -	1:27.907	44.447	2:12.354		80.75	3.627	14:40:18.788
3 -	1:26.364	43.835	2:10.199	**(3)**	82.09	1.472	14:42:28.987
4 -	1:26.645	43.734	2:10.379		81.97	1.652	14:44:39.366
5 -	1:26.659	43.222	2:09.881	**(2)**	82.29	1.154	14:46:49.247
6 -	***1:26.051***	***42.676***	***2:08.727***	**(1)**	***83.02***		***14:48:57.974***

P17 20 Jose TOUCEDA Suzuki - Cell2

IDEAL LAP TIME : 2:10.234 BEST LAP TIME : 2:10.373 DIFFERENCE : 0.139

LAP	SECTOR 1	SECTOR 2	LAP TIME		MPH	DIFF	TIME OF DAY
1 -		44.505	2:22.710		74.89	12.337	14:38:10.528
2 -	1:27.302	44.110	2:11.412		81.33	1.039	14:40:21.940
3 -	1:28.005	44.068	2:12.073		80.92	1.700	14:42:34.013
4 -	***1:26.690***	43.936	2:10.626	**(2)**	81.82	0.253	14:44:44.639
5 -	1:26.829	***43.544***	***2:10.373***	**(1)**	***81.98***		***14:46:55.012***
6 -	1:27.711	43.637	2:11.348	**(3)**	81.37	0.975	14:49:06.360

P18 147 Thomas WATSON Suzuki - Motorsportdays.com TEA Time Racing

IDEAL LAP TIME : 2:11.590 BEST LAP TIME : 2:11.590 DIFFERENCE : 0.000

LAP	SECTOR 1	SECTOR 2	LAP TIME		MPH	DIFF	TIME OF DAY
1 -		44.646	2:22.840		74.82	11.250	14:38:10.658

Weather / Track : Cloudy / Dry

Snetterton
Circuit Length = 2.9689 miles
Start: 14:35 Flag 14:48 End: 14:50

BMCRC - MRO Championships 2016 - Rnd 4 @ Snetterton 300

MRO Minitwins

RACE 12 - SECTOR ANALYSIS

SECTOR 1 = FL to I1, SECTOR 2 = I1 to FL, DIFF = Difference To Personal Best Lap

2 -	1:28.435	43.789	2:12.224	80.83	0.634	14:40:22.882
3 -	1:28.200	43.723	2:11.923 (2)	81.01	0.333	14:42:34.805
4 -	***1:27.888***	***43.702***	***2:11.590 (1)***	***81.22***		***14:44:46.395***
5 -	1:27.895	44.241	2:12.136 (3)	80.88	0.546	14:46:58.531
6 -	1:28.482	44.502	2:12.984	80.37	1.394	14:49:11.515

P19 93 Jack WALLIS Suzuki - Grumpdad

IDEAL LAP TIME : 2:12.709 BEST LAP TIME : 2:12.881 DIFFERENCE : 0.172

LAP	SECTOR 1	SECTOR 2	LAP TIME	MPH	DIFF	TIME OF DAY
1 -		45.291	2:24.260	74.08	11.379	14:38:12.078
2 -	1:30.778	45.606	2:16.384	78.36	3.503	14:40:28.462
3 -	1:29.481	45.026	2:14.507	79.46	1.626	14:42:42.969
4 -	***1:28.298***	44.583	***2:12.881 (1)***	***80.43***		***14:44:55.850***
5 -	1:29.264	***44.411***	2:13.675 (2)	79.95	0.794	14:47:09.525
6 -	1:29.108	44.851	2:13.959 (3)	79.78	1.078	14:49:23.484

P20 19 Kevin LILLEY Suzuki - Vanson Leathers

IDEAL LAP TIME : 2:11.460 BEST LAP TIME : 2:11.647 DIFFERENCE : 0.187

LAP	SECTOR 1	SECTOR 2	LAP TIME	MPH	DIFF	TIME OF DAY
1 -		45.022	2:34.518	69.17	22.871	14:38:22.336
2 -	1:29.841	44.128	2:13.969	79.78	2.322	14:40:36.305
3 -	1:28.558	44.019	2:12.577	80.61	0.930	14:42:48.882
4 -	1:28.020	44.016	2:12.036 (3)	80.94	0.389	14:45:00.918
5 -	1:27.692	***43.955***	***2:11.647 (1)***	***81.18***		***14:47:12.565***
6 -	***1:27.505***	44.351	2:11.856 (2)	81.05	0.209	14:49:24.421

P21 48 Shaun WALLIS Suzuki -

IDEAL LAP TIME : 2:12.136 BEST LAP TIME : 2:13.121 DIFFERENCE : 0.985

LAP	SECTOR 1	SECTOR 2	LAP TIME	MPH	DIFF	TIME OF DAY
1 -		45.215	2:24.593	73.91	11.472	14:38:12.411
2 -	1:30.229	45.512	2:15.741	78.73	2.620	14:40:28.152
3 -	1:29.424	45.196	2:14.620 (3)	79.39	1.499	14:42:42.772
4 -	1:30.053	45.019	2:15.072	79.12	1.951	14:44:57.844
5 -	1:28.861	***44.260***	***2:13.121 (1)***	***80.28***		***14:47:10.965***
6 -	***1:27.876***	46.104	2:13.980 (2)	79.77	0.859	14:49:24.945

P22 140 Daniel SALES Suzuki -

IDEAL LAP TIME : 2:13.825 BEST LAP TIME : 2:13.825 DIFFERENCE : 0.000

LAP	SECTOR 1	SECTOR 2	LAP TIME	MPH	DIFF	TIME OF DAY
1 -		45.223	2:25.666	73.37	11.841	14:38:13.484
2 -	1:30.615	45.700	2:16.315	78.40	2.490	14:40:29.799
3 -	1:29.797	44.874	2:14.671	79.36	0.846	14:42:44.470
4 -	1:29.477	44.609	2:14.086 (3)	79.71	0.261	14:44:58.556
5 -	1:29.371	44.623	2:13.994 (2)	79.76	0.169	14:47:12.550
6 -	***1:29.235***	***44.590***	***2:13.825 (1)***	***79.86***		***14:49:26.375***

P23 72 Kevin MILLER Suzuki - Mechanical Air Supplies Ltd

IDEAL LAP TIME : 2:14.159 BEST LAP TIME : 2:14.539 DIFFERENCE : 0.380

LAP	SECTOR 1	SECTOR 2	LAP TIME	MPH	DIFF	TIME OF DAY
1 -		45.856	2:26.346	73.03	11.807	14:38:14.164
2 -	1:29.903	***45.352***	2:15.255 (3)	79.02	0.716	14:40:29.419
3 -	1:31.067	45.873	2:16.940	78.04	2.401	14:42:46.359
4 -	1:29.091	45.700	2:14.791 (2)	79.29	0.252	14:45:01.150
5 -	***1:28.807***	45.732	***2:14.539 (1)***	***79.44***		***14:47:15.689***
6 -	1:30.335	46.679	2:17.014	78.00	2.475	14:49:32.703

Weather / Track : Cloudy / Dry

Snetterton
Circuit Length = 2.9689 miles
Start: 14:35 Flag 14:48 End: 14:50

BMCRC - MRO Championships 2016 - Rnd 4 @ Snetterton 300

MRO Minitwins

RACE 12 - SECTOR ANALYSIS

SECTOR 1 = FL to I1, SECTOR 2 = I1 to FL, DIFF = Difference To Personal Best Lap

P24 12 Stephen EDWARDS Suzuki -

IDEAL LAP TIME : 2:13.886 BEST LAP TIME : 2:14.139 DIFFERENCE : 0.253

LAP	SECTOR 1	SECTOR 2	LAP TIME	MPH	DIFF	TIME OF DAY
1 -		46.160	2:29.360	71.55	15.221	14:38:17.178
2 -	1:31.311	47.070	2:18.381	77.23	4.242	14:40:35.559
3 -	1:29.874	45.984	2:15.858	78.67	1.719	14:42:51.417
4 -	1:30.492	***44.996***	2:15.488 **(2)**	78.88	1.349	14:45:06.905
5 -	1:30.157	45.357	2:15.514 **(3)**	78.87	1.375	14:47:22.419
6 -	***1:28.890***	45.249	***2:14.139*** **(1)**	***79.67***		***14:49:36.558***

P25 75 Patrick SMITH Suzuki -

IDEAL LAP TIME : 2:14.884 BEST LAP TIME : 2:15.416 DIFFERENCE : 0.532

LAP	SECTOR 1	SECTOR 2	LAP TIME	MPH	DIFF	TIME OF DAY
1 -		45.872	2:26.469	72.97	11.053	14:38:14.287
2 -	***1:30.124***	46.110	2:16.234 **(2)**	78.45	0.818	14:40:30.521
3 -	1:30.981	45.662	2:16.643 **(3)**	78.21	1.227	14:42:47.164
4 -	1:33.229	45.238	2:18.467	77.18	3.051	14:45:05.631
5 -	1:30.656	***44.760***	***2:15.416*** **(1)**	***78.92***		***14:47:21.047***
6 -	1:31.006	45.685	2:16.691	78.19	1.275	14:49:37.738

P26 15 Stephen JONES Suzuki - MW SOLICITORS

IDEAL LAP TIME : 2:14.518 BEST LAP TIME : 2:14.772 DIFFERENCE : 0.254

LAP	SECTOR 1	SECTOR 2	LAP TIME	MPH	DIFF	TIME OF DAY
1 -		45.212	2:27.261	72.57	12.489	14:38:15.079
2 -	1:30.179	54.797	2:24.976	73.72	10.204	14:40:40.055
3 -	1:30.009	46.097	2:16.106	78.52	1.334	14:42:56.161
4 -	1:30.237	44.889	2:15.126 **(3)**	79.09	0.354	14:45:11.287
5 -	***1:29.649***	45.123	***2:14.772*** **(1)**	***79.30***		***14:47:26.059***
6 -	1:29.918	***44.869***	2:14.787 **(2)**	79.29	0.015	14:49:40.846

P27 21 Carl MITCHELL Suzuki - HB REAVIS Real Estate

IDEAL LAP TIME : 2:15.938 BEST LAP TIME : 2:15.938 DIFFERENCE : 0.000

LAP	SECTOR 1	SECTOR 2	LAP TIME	MPH	DIFF	TIME OF DAY
1 -		45.407	2:25.095	73.66	9.157	14:38:12.913
2 -	***1:30.870***	***45.068***	***2:15.938*** **(1)**	***78.62***		***14:40:28.851***
3 -	1:31.283	46.240	2:17.523 **(2)**	77.71	1.585	14:42:46.374
4 -	1:33.592	46.951	2:20.543	76.04	4.605	14:45:06.917
5 -	1:34.705	47.181	2:21.886	75.32	5.948	14:47:28.803
6 -	1:33.232	46.492	2:19.724 **(3)**	76.49	3.786	14:49:48.527

P28 66 Mark SMITH Suzuki - Nick&Brian Scott fisheries

IDEAL LAP TIME : 2:16.762 BEST LAP TIME : 2:17.495 DIFFERENCE : 0.733

LAP	SECTOR 1	SECTOR 2	LAP TIME	MPH	DIFF	TIME OF DAY
1 -		47.049	2:32.913	69.89	15.418	14:38:20.731
2 -	1:32.653	46.308	2:18.961	76.91	1.466	14:40:39.692
3 -	***1:31.379***	46.116	***2:17.495*** **(1)**	***77.73***		***14:42:57.187***
4 -	1:32.240	***45.383***	2:17.623 **(2)**	77.66	0.128	14:45:14.810
5 -	1:31.794	45.966	2:17.760 **(3)**	77.58	0.265	14:47:32.570
6 -	1:32.522	45.888	2:18.410	77.22	0.915	14:49:50.980

P29 23 Claire BECKETT Suzuki -

IDEAL LAP TIME : 2:16.954 BEST LAP TIME : 2:16.954 DIFFERENCE : 0.000

LAP	SECTOR 1	SECTOR 2	LAP TIME	MPH	DIFF	TIME OF DAY
1 -		46.335	2:28.275	72.08	11.321	14:38:16.093
2 -	1:32.198	47.571	2:19.769	76.46	2.815	14:40:35.862
3 -	1:33.478	47.609	2:21.087	75.75	4.133	14:42:56.949
4 -	1:32.630	46.720	2:19.350 **(3)**	76.69	2.396	14:45:16.299
5 -	1:31.573	46.283	2:17.856 **(2)**	77.53	0.902	14:47:34.155

Weather / Track : Cloudy / Dry

Snetterton
Circuit Length = 2.9689 miles
Start: 14:35 Flag 14:48 End: 14:50

BMCRC - MRO Championships 2016 - Rnd 4 @ Snetterton 300

MRO Minitwins

RACE 12 - SECTOR ANALYSIS

SECTOR 1 = FL to I1, SECTOR 2 = I1 to FL, DIFF = Difference To Personal Best Lap

6 -	***1:31.516***	***45.438***	***2:16.954***	***(1)***	***78.04***	***14:49:51.109***

P30 55 Michael COPLEY Suzuki - Jayne copley

IDEAL LAP TIME : 2:20.543 BEST LAP TIME : 2:21.121 DIFFERENCE : 0.578

LAP	SECTOR 1	SECTOR 2	LAP TIME		MPH	DIFF	TIME OF DAY
1 -		47.553	2:32.294		70.18	11.173	14:38:20.112
2 -	1:33.895	47.621	2:21.516	(3)	75.52	0.395	14:40:41.628
3 -	1:34.168	47.974	2:22.142		75.19	1.021	14:43:03.770
4 -	1:34.124	47.434	2:21.558		75.50	0.437	14:45:25.328
5 -	***1:33.577***	47.746	2:21.323	(2)	75.62	0.202	14:47:46.651
6 -	1:34.155	***46.966***	***2:21.121***	***(1)***	***75.73***		***14:50:07.772***

P31 67 Mike DEVALL Suzuki -

IDEAL LAP TIME : 2:20.473 BEST LAP TIME : 2:20.763 DIFFERENCE : 0.290

LAP	SECTOR 1	SECTOR 2	LAP TIME		MPH	DIFF	TIME OF DAY
1 -		47.571	2:32.835		69.93	12.072	14:38:20.653
2 -	1:35.787	46.990	2:22.777		74.85	2.014	14:40:43.430
3 -	***1:33.772***	46.991	***2:20.763***	***(1)***	***75.92***		***14:43:04.193***
4 -	1:34.642	47.093	2:21.735		75.40	0.972	14:45:25.928
5 -	1:33.971	47.261	2:21.232	(3)	75.67	0.469	14:47:47.160
6 -	1:34.419	***46.701***	2:21.120	(2)	75.73	0.357	14:50:08.280

P32 31 Kelvin EVENDEN Suzuki - Glosrose Group

IDEAL LAP TIME : 2:23.082 BEST LAP TIME : 2:23.322 DIFFERENCE : 0.240

LAP	SECTOR 1	SECTOR 2	LAP TIME		MPH	DIFF	TIME OF DAY
1 -		48.642	2:34.902		68.99	11.580	14:38:22.720
2 -	***1:34.480***	48.842	***2:23.322***	***(1)***	***74.57***		***14:40:46.042***
3 -	1:34.860	48.943	2:23.803	(2)	74.32	0.481	14:43:09.845
4 -	1:35.964	***48.602***	2:24.566	(3)	73.93	1.244	14:45:34.411
5 -	1:35.435	54.528	2:29.963		71.27	6.641	14:48:04.374
6 -	1:36.516	49.488	2:26.004		73.20	2.682	14:50:30.378

P33 25 Harrison DAY Suzuki -

IDEAL LAP TIME : 2:10.723 BEST LAP TIME : 2:10.723 DIFFERENCE : 0.000

LAP	SECTOR 1	SECTOR 2	LAP TIME		MPH	DIFF	TIME OF DAY
1 -		44.380	2:22.424		75.04	11.701	14:38:10.242
2 -	1:29.184	43.834	2:13.018		80.35	2.295	14:40:23.260
3 -	1:28.903	43.801	2:12.704	(3)	80.54	1.981	14:42:35.964
4 -	1:28.211	43.872	2:12.083	(2)	80.91	1.360	14:44:48.047
5 -	***1:27.315***	***43.408***	***2:10.723***	***(1)***	***81.76***		***14:46:58.770***

P34 38 Bob COUCHMAN Suzuki -

IDEAL LAP TIME : 2:13.581 BEST LAP TIME : 2:13.987 DIFFERENCE : 0.406

LAP	SECTOR 1	SECTOR 2	LAP TIME		MPH	DIFF	TIME OF DAY
1 -		45.645	2:28.647		71.90	14.660	14:38:16.465
2 -	1:29.356	44.886	2:14.242	(2)	79.61	0.255	14:40:30.707
3 -	1:29.946	46.111	2:16.057		78.55	2.070	14:42:46.764
4 -	1:30.570	***44.413***	2:14.983	(3)	79.18	0.996	14:45:01.747
5 -	***1:29.168***	44.819	***2:13.987***	***(1)***	***79.76***		***14:47:15.734***

P35 118 James PLUMMER Suzuki -

IDEAL LAP TIME : 2:06.700 BEST LAP TIME : 2:06.700 DIFFERENCE : 0.000

LAP	SECTOR 1	SECTOR 2	LAP TIME		MPH	DIFF	TIME OF DAY
1 -		43.253	2:12.609	(2)	80.59	5.909	14:38:00.427
2 -	***1:24.410***	***42.290***	***2:06.700***	***(1)***	***84.35***		***14:40:07.127***

Weather / Track : Cloudy / Dry

Snetterton
Circuit Length = 2.9689 miles
Start: 14:35 Flag 14:48 End: 14:50

BMCRC - MRO Championships 2016 - Rnd 4 @ Snetterton 300

MRO Minitwins

RACE 12 - SECTOR ANALYSIS

SECTOR 1 = FL to I1, SECTOR 2 = I1 to FL, DIFF = Difference To Personal Best Lap

P36 17 Ieva BAUBLYTE Suzuki - 1st Moto Solutions

IDEAL LAP TIME : 2:33.248 BEST LAP TIME : 2:29.613 DIFFERENCE : -3.634

LAP	SECTOR 1	SECTOR 2	LAP TIME	MPH	DIFF	TIME OF DAY
1 -		***45.812***	***2:29.613*** **(1)**	***71.43***		***14:38:17.431***

Weather / Track : Cloudy / Dry

Snetterton
Circuit Length = 2.9689 miles
Start: 14:35 Flag 14:48 End: 14:50

BMCRC - MRO Championships 2016 - Rnd 4 @ Snetterton 300

MRO Minitwins

RACE 12 - BEST SECTORS

SECTOR 1				SECTOR 2			IDEAL / BEST COMPARISON					
POS	NO	NAME	TIME	NO	NAME	TIME	POS	NO	NAME	IDEAL	BEST	DIFF
									PERFECT LAP	2:04.042		
1	7	HICKLING	**1:23.114**	76	KING	**40.928**	1	76	KING	2:04.427	2:04.765	0.338
2	76	KING	**1:23.499**	7	HICKLING	**41.438**	2	7	HICKLING	2:04.552	2:04.655	0.103
3	26	DAVIES	**1:24.303**	111	FOLKES	**41.563**	3	26	DAVIES	2:05.951	2:06.106	0.155
4	111	FOLKES	**1:24.390**	26	DAVIES	**41.648**	4	111	FOLKES	2:05.953	2:05.953	0.000
5	118	PLUMMER	**1:24.410**	142	KENT	**41.755**	5	142	KENT	2:06.338	2:06.836	0.498
6	95	ROBERTSON	**1:24.422**	68	EUSTACE	**41.996**	6	95	ROBERTSON	2:06.500	2:06.533	0.033
7	142	KENT	**1:24.583**	95	ROBERTSON	**42.078**	7	118	PLUMMER	2:06.700	2:06.700	0.000
8	86	WITHERINGTON	**1:24.634**	86	WITHERINGTON	**42.147**	8	86	WITHERINGTON	2:06.781	2:06.792	0.011
9	68	EUSTACE	**1:24.933**	98	TOPPING	**42.226**	9	68	EUSTACE	2:06.929	2:07.288	0.359
10	98	TOPPING	**1:25.586**	118	PLUMMER	**42.290**	10	98	TOPPING	2:07.812	2:07.812	0.000
11	22	DOWDS	**1:25.619**	124	BUTLER	**42.566**	11	124	BUTLER	2:08.244	2:08.420	0.176
12	124	BUTLER	**1:25.678**	97	PACKHAM	**42.676**	12	199	COLLINS	2:08.413	2:08.829	0.416
13	199	COLLINS	**1:25.717**	199	COLLINS	**42.696**	13	51	RUTTER	2:08.427	2:08.637	0.210
14	51	RUTTER	**1:25.720**	51	RUTTER	**42.707**	14	22	DOWDS	2:08.541	2:08.722	0.181
15	444	WILLIAMS	**1:25.740**	5	MANTELL	**42.739**	15	444	WILLIAMS	2:08.571	2:08.571	0.000
16	97	PACKHAM	**1:26.051**	444	WILLIAMS	**42.831**	16	97	PACKHAM	2:08.727	2:08.727	0.000
17	5	MANTELL	**1:26.314**	22	DOWDS	**42.922**	17	5	MANTELL	2:09.053	2:09.053	0.000
18	20	TOUCEDA	**1:26.690**	25	DAY	**43.408**	18	20	TOUCEDA	2:10.234	2:10.373	0.139
19	25	DAY	**1:27.315**	20	TOUCEDA	**43.544**	19	25	DAY	2:10.723	2:10.723	0.000
20	19	LILLEY	**1:27.505**	147	WATSON	**43.702**	20	19	LILLEY	2:11.460	2:11.647	0.187
21	48	WALLIS	**1:27.876**	19	LILLEY	**43.955**	21	147	WATSON	2:11.590	2:11.590	0.000
22	147	WATSON	**1:27.888**	48	WALLIS	**44.260**	22	48	WALLIS	2:12.136	2:13.121	0.985
23	93	WALLIS	**1:28.298**	93	WALLIS	**44.411**	23	93	WALLIS	2:12.709	2:12.881	0.172
24	72	MILLER	**1:28.807**	38	COUCHMAN	**44.413**	24	38	COUCHMAN	2:13.581	2:13.987	0.406
25	12	EDWARDS	**1:28.890**	140	SALES	**44.590**	25	140	SALES	2:13.825	2:13.825	0.000
26	38	COUCHMAN	**1:29.168**	75	SMITH	**44.760**	26	12	EDWARDS	2:13.886	2:14.139	0.253
27	140	SALES	**1:29.235**	15	JONES	**44.869**	27	72	MILLER	2:14.159	2:14.539	0.380
28	15	JONES	**1:29.649**	12	EDWARDS	**44.996**	28	15	JONES	2:14.518	2:14.772	0.254
29	75	SMITH	**1:30.124**	21	MITCHELL	**45.068**	29	75	SMITH	2:14.884	2:15.416	0.532
30	21	MITCHELL	**1:30.870**	72	MILLER	**45.352**	30	21	MITCHELL	2:15.938	2:15.938	0.000
31	66	SMITH	**1:31.379**	66	SMITH	**45.383**	31	66	SMITH	2:16.762	2:17.495	0.733
32	23	BECKETT	**1:31.516**	23	BECKETT	**45.438**	32	23	BECKETT	2:16.954	2:16.954	0.000
33	55	COPLEY	**1:33.577**	17	BAUBLYTE	**45.812**	33	67	DEVALL	2:20.473	2:20.763	0.290
34	67	DEVALL	**1:33.772**	67	DEVALL	**46.701**	34	55	COPLEY	2:20.543	2:21.121	0.578
35	31	EVENDEN	**1:34.480**	55	COPLEY	**46.966**	35	31	EVENDEN	2:23.082	2:23.322	0.240
36	17	BAUBLYTE	**1:47.436**	31	EVENDEN	**48.602**	36	17	BAUBLYTE	2:33.248	2:29.613	-3.634
37												
38												

Weather / Track : Cloudy / Dry

Snetterton
Circuit Length = 2.9689 miles
Start: 14:35 Flag 14:48 End: 14:50

Results can be found at www.tsl-timing.com

Printed - 14:51 Sunday, 29 May 2016

Kawasaki Junior Cup & Senior 300 Series

Snetterton 300

28th & 29th May 2016

Results Provided by Timing Solutions Ltd
www.tsl-timing.com

Snetterton 300

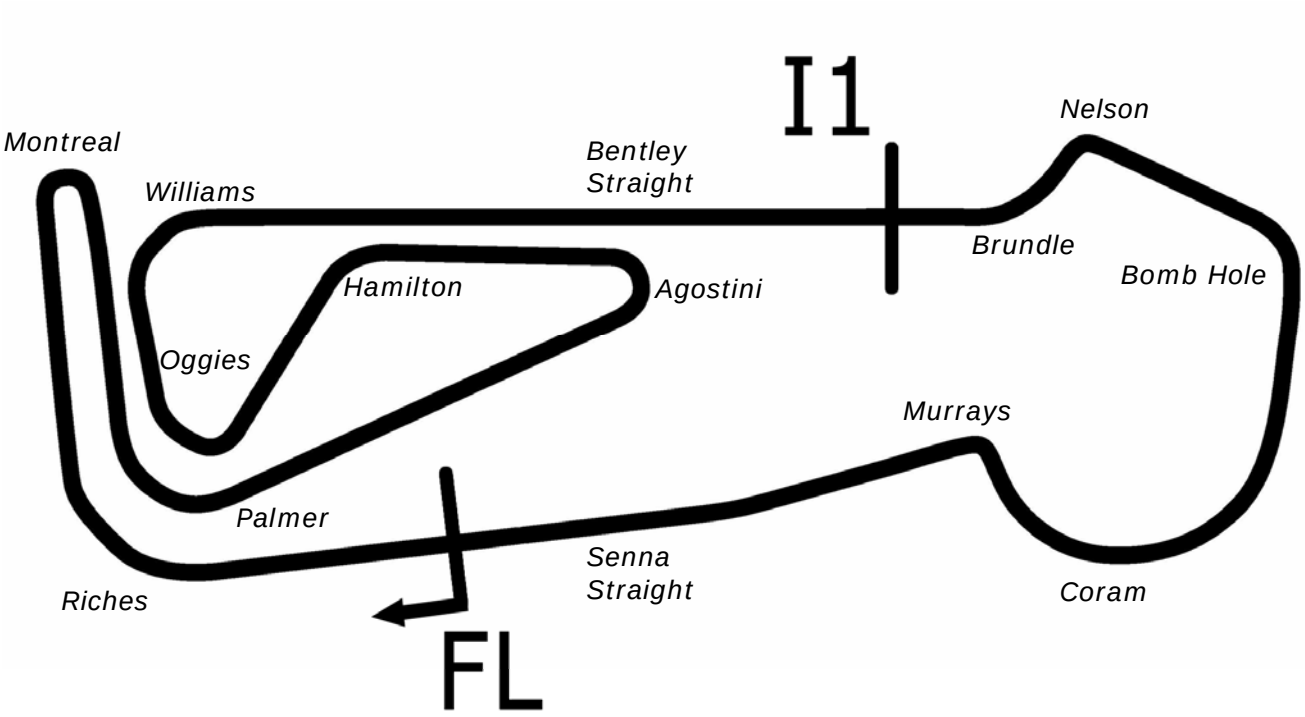

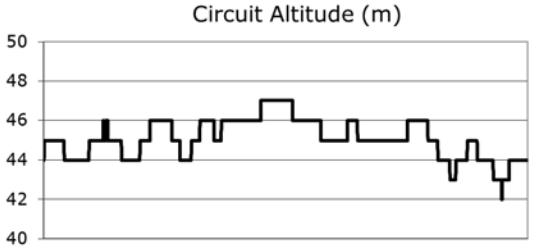

Length	2.9689 miles	4778.0 m	
FL		52.46340 N	0.94476 E
I1	3198m	52.46617 N	0.94964 E
Pit Entry	4572m	52.46364 N	0.94774 E
Pit Exit	40m after FL	52.46338 N	0.94420 E

Pit Entry–Pit Exit 246m, 14.7s @60kph, 11.0s @80kph

All results available at www.tsl-timing.com

BMCRC - MRO Championships 2016 - Rnd 4 @ Snetterton 300

ACU Team Green Junior Cup & Senior 300 Series

QUALIFYING - CLASSIFICATION

POS	NO	CL	PIC	NAME	ENTRY	TIME	ON	LAPS	GAP	DIFF	MPH
1	76	J	1	Elliot PINSON	Kawasaki - Mum, Dad, Gran & Grandad	2:18.252	5	6			77.30
2	26	J	2	Luke HOPKINS	Kawasaki - Mum - Zarra Hopkins	2:19.029	6	6	0.777	0.777	76.87
3	3	J	3	Joey LAMBDEN	Kawasaki -	2:19.215	4	6	0.963	0.186	76.77
4	102	J	4	Charlie FARRER	Kawasaki -	2:19.579	6	6	1.327	0.364	76.57
5	77	S	1	Steve JORDAN	Kawasaki -	2:20.253	4	6	2.001	0.674	76.20
6	50	J	5	Aditya Singh BEHAL	Kawasaki - Titan Energy	2:21.380	6	6	3.128	1.127	75.59
7	93	S	2	Monica ISAAC	Kawasaki - Fins Motorcycles & Blockade Services	2:21.541	6	6	3.289	0.161	75.51
8	13	S	3	Ben HAWES	Kawasaki -	2:22.099	3	6	3.847	0.558	75.21
9	126	S	4	Gareth HOPKINS	Kawasaki - The Wife - Zarra Hopkins	2:22.188	3	6	3.936	0.089	75.16
10	73	S	5	Sarah JORDAN	Kawasaki - Bernard Elliott Racing	2:22.254	4	4	4.002	0.066	75.13
11	33	J	6	Brandon PAYNE	Kawasaki - Mom & dad	2:22.388	5	6	4.136	0.134	75.06
12	9	S	6	Graham HAW	Kawasaki - Graham Haw Joinery	2:23.022	6	6	4.770	0.634	74.73
13	37	S	7	Craig CLEMONS	Kawasaki - Naomi	2:23.379	4	6	5.127	0.357	74.54
14	82	J	7	Joe HOLDSWORTH	Kawasaki - tintwise.com	2:24.245	4	6	5.993	0.866	74.09
15	25	S	8	Leon JONES	Kawasaki -	2:25.529	6	6	7.277	1.284	73.44
16	63	S	9	Samuel SMYTH	Kawasaki -	2:25.833	5	6	7.581	0.304	73.28
17	106	J	8	Patrick BYRNE	Kawasaki - PKB RACING	2:25.910	5	6	7.658	0.077	73.25
18	4	J	9	James DUTTON	Kawasaki -	2:26.295	3	6	8.043	0.385	73.05
19	32	S	10	Paul ROBSON	Kawasaki - Cheffing Solutions	2:26.427	6	6	8.175	0.132	72.99
20	5	S	11	Matthew STEVENS	Kawasaki -	2:27.341	4	6	9.089	0.914	72.53
21	69	J	10	Connor HALL	Kawasaki - S & Y CERAMICS	2:27.528	6	6	9.276	0.187	72.44
22	36	J	11	Harry FOWLE	Kawasaki - A.Fowle Joinery	2:28.058	5	6	9.806	0.530	72.18
23	11	S	12	Colin CLUNE	Kawasaki -	2:29.933	5	6	11.681	1.875	71.28
24	30	S	13	Malcolm HOWELL	Kawasaki -	2:31.501	5	6	13.249	1.568	70.54
25	44	S	14	Duane SUTCH	Kawasaki - Kaaden Tuning	2:31.742	5	6	13.490	0.241	70.43
26	47	S	15	Matt HILL	Kawasaki -	2:33.141	5	5	14.889	1.399	69.79
27	21	J	12	Callum SADBERRY	Kawasaki -	2:38.123	5	5	19.871	4.982	67.59
28	7	S	16	Michael SHARMAN	Kawasaki -	2:38.393	5	5	20.141	0.270	67.47
29	17	J	13	Jordan HARRIS	Kawasaki -	2:39.859	5	5	21.607	1.466	66.85
30	555	S	17	Michael LAURENSON	Kawasaki -	2:41.773	2	5	23.521	1.914	66.06
31	45	S	18	Steven HAWES	Kawasaki - Clare Foley	2:46.109	2	5	27.857	4.336	64.34
32	71	S	19	Karie HENLY	Kawasaki -	2:46.778	5	5	28.526	0.669	64.08
33	23	J	14	Joe ELLIS	Kawasaki -	2:52.021	5	5	33.769	5.243	62.13

Snetterton
Circuit Length = 2.9689 miles
Start: 10:13 Flag 10:26 End: 10:29

Weather / Track : Cloudy / Dry

These results are provisional until the conclusion of any judicial and technical matters.

Clerk Of Course :		Timekeeper :

Results can be found at www.tsl-timing.com

Printed - 10:29 Saturday, 28 May 2016

BMCRC - MRO Championships 2016 - Rnd 4 @ Snetterton 300

ACU Team Green Junior Cup & Senior 300 Series

QUALIFYING - SECTOR ANALYSIS

SECTOR 1 = FL to I1, SECTOR 2 = I1 to FL, DIFF = Difference To Personal Best Lap

P1 76 J Elliot PINSON Kawasaki - Mum, Dad, Gran & Grandad

IDEAL LAP TIME : 2:18.252 BEST LAP TIME : 2:18.252 DIFFERENCE : 0.000

LAP	SECTOR 1	SECTOR 2	LAP TIME	MPH	DIFF	TIME OF DAY
1 -	1:39.992	46.715	2:26.707	72.85	8.455	10:16:03.934
2 -	1:35.341	46.205	2:21.546	75.50	3.294	10:18:25.480
3 -	1:34.641	45.877	2:20.518	76.06	2.266	10:20:45.998
4 -	1:33.676	45.458	2:19.134 (2)	76.81	0.882	10:23:05.132
5 -	***1:33.064***	***45.188***	***2:18.252 (1)***	***77.30***		***10:25:23.384***
6 -	1:34.389	45.455	2:19.844 (3)	76.42	1.592	10:27:43.228

P2 26 J Luke HOPKINS Kawasaki - Mum - Zarra Hopkins

IDEAL LAP TIME : 2:18.812 BEST LAP TIME : 2:19.029 DIFFERENCE : 0.217

LAP	SECTOR 1	SECTOR 2	LAP TIME	MPH	DIFF	TIME OF DAY
1 -	1:41.052	48.162	2:29.214	71.62	10.185	10:16:02.964
2 -	1:35.935	46.385	2:22.320	75.09	3.291	10:18:25.284
3 -	1:34.735	45.820	2:20.555 (3)	76.04	1.526	10:20:45.839
4 -	1:34.049	46.729	2:20.778	75.92	1.749	10:23:06.617
5 -	1:33.692	***45.519***	2:19.211 (2)	76.77	0.182	10:25:25.828
6 -	***1:33.293***	45.736	***2:19.029 (1)***	***76.87***		***10:27:44.857***

P3 3 J Joey LAMBDEN Kawasaki -

IDEAL LAP TIME : 2:19.215 BEST LAP TIME : 2:19.215 DIFFERENCE : 0.000

LAP	SECTOR 1	SECTOR 2	LAP TIME	MPH	DIFF	TIME OF DAY
1 -	1:40.023	49.200	2:29.223	71.62	10.008	10:16:08.672
2 -	1:35.400	47.667	2:23.067	74.70	3.852	10:18:31.739
3 -	1:34.116	49.905	2:24.021	74.21	4.806	10:20:55.760
4 -	***1:33.426***	***45.789***	***2:19.215 (1)***	***76.77***		***10:23:14.975***
5 -	1:33.896	46.295	2:20.191 (2)	76.23	0.976	10:25:35.166
6 -	1:33.998	46.436	2:20.434 (3)	76.10	1.219	10:27:55.600

P4 102 J Charlie FARRER Kawasaki -

IDEAL LAP TIME : 2:19.467 BEST LAP TIME : 2:19.579 DIFFERENCE : 0.112

LAP	SECTOR 1	SECTOR 2	LAP TIME	MPH	DIFF	TIME OF DAY
1 -	1:43.223	47.857	2:31.080	70.74	11.501	10:16:25.157
2 -	1:35.331	47.062	2:22.393	75.06	2.814	10:18:47.550
3 -	1:34.059	46.031	2:20.090 (2)	76.29	0.511	10:21:07.640
4 -	1:34.200	***45.929***	2:20.129 (3)	76.27	0.550	10:23:27.769
5 -	1:34.029	46.420	2:20.449	76.09	0.870	10:25:48.218
6 -	***1:33.538***	46.041	***2:19.579 (1)***	***76.57***		***10:28:07.797***

P5 77 S Steve JORDAN Kawasaki -

IDEAL LAP TIME : 2:20.235 BEST LAP TIME : 2:20.253 DIFFERENCE : 0.018

LAP	SECTOR 1	SECTOR 2	LAP TIME	MPH	DIFF	TIME OF DAY
1 -	1:40.378	48.141	2:28.519	71.96	8.266	10:16:03.805
2 -	1:36.116	46.548	2:22.664	74.91	2.411	10:18:26.469
3 -	***1:34.228***	46.346	2:20.574 (2)	76.03	0.321	10:20:47.043
4 -	1:34.246	***46.007***	***2:20.253 (1)***	***76.20***		***10:23:07.296***
5 -	1:35.182	46.283	2:21.465 (3)	75.55	1.212	10:25:28.761
6 -	1:35.649	46.386	2:22.035	75.24	1.782	10:27:50.796

P6 50 J Aditya Singh BEHAL Kawasaki - Titan Energy

IDEAL LAP TIME : 2:21.060 BEST LAP TIME : 2:21.380 DIFFERENCE : 0.320

LAP	SECTOR 1	SECTOR 2	LAP TIME	MPH	DIFF	TIME OF DAY
1 -	1:49.291	49.131	2:38.422	67.46	17.042	10:16:20.962
2 -	1:37.041	47.303	2:24.344	74.04	2.964	10:18:45.306
3 -	1:36.261	47.930	2:24.191	74.12	2.811	10:21:09.497
4 -	1:36.517	46.991	2:23.508 (3)	74.47	2.128	10:23:33.005
5 -	1:35.522	***46.387***	2:21.909 (2)	75.31	0.529	10:25:54.914

Snetterton
Circuit Length = 2.9689 miles
Start: 10:13 Flag 10:26 End: 10:29

Weather / Track : Cloudy / Dry

BMCRC - MRO Championships 2016 - Rnd 4 @ Snetterton 300

ACU Team Green Junior Cup & Senior 300 Series

QUALIFYING - SECTOR ANALYSIS

SECTOR 1 = FL to I1, SECTOR 2 = I1 to FL, DIFF = Difference To Personal Best Lap

6 -	***1:34.673***	46.707	***2:21.380***	**(1)**	***75.59***	***10:28:16.294***

P7 93 S Monica ISAAC Kawasaki - Fins Motorcycles & Blockade Services

IDEAL LAP TIME : 2:21.320 BEST LAP TIME : 2:21.541 DIFFERENCE : 0.221

LAP	SECTOR 1	SECTOR 2	LAP TIME		MPH	DIFF	TIME OF DAY
1 -	1:43.055	48.286	2:31.341		70.62	9.800	10:16:06.764
2 -	1:37.196	47.380	2:24.576		73.92	3.035	10:18:31.340
3 -	1:35.922	48.917	2:24.839		73.79	3.298	10:20:56.179
4 -	1:35.307	46.993	2:22.300	**(3)**	75.10	0.759	10:23:18.479
5 -	***1:34.742***	47.385	2:22.127	**(2)**	75.20	0.586	10:25:40.606
6 -	1:34.963	***46.578***	***2:21.541***	**(1)**	***75.51***		***10:28:02.147***

P8 13 S Ben HAWES Kawasaki -

IDEAL LAP TIME : 2:22.099 BEST LAP TIME : 2:22.099 DIFFERENCE : 0.000

LAP	SECTOR 1	SECTOR 2	LAP TIME		MPH	DIFF	TIME OF DAY
1 -	1:46.641	47.458	2:34.099		69.35	12.000	10:16:15.906
2 -	1:36.863	47.377	2:24.240		74.09	2.141	10:18:40.146
3 -	***1:35.479***	***46.620***	***2:22.099***	**(1)**	***75.21***		***10:21:02.245***
4 -	1:36.336	47.566	2:23.902	**(3)**	74.27	1.803	10:23:26.147
5 -	1:36.303	47.134	2:23.437	**(2)**	74.51	1.338	10:25:49.584
6 -	1:37.735	47.859	2:25.594		73.41	3.495	10:28:15.178

P9 126 S Gareth HOPKINS Kawasaki - The Wife - Zarra Hopkins

IDEAL LAP TIME : 2:22.188 BEST LAP TIME : 2:22.188 DIFFERENCE : 0.000

LAP	SECTOR 1	SECTOR 2	LAP TIME		MPH	DIFF	TIME OF DAY
1 -	1:42.191	48.038	2:30.229		71.14	8.041	10:16:03.643
2 -	1:36.929	46.695	2:23.624		74.41	1.436	10:18:27.267
3 -	***1:35.582***	***46.606***	***2:22.188***	**(1)**	***75.16***		***10:20:49.455***
4 -	1:35.794	46.919	2:22.713	**(2)**	74.89	0.525	10:23:12.168
5 -	1:35.846	46.905	2:22.751	**(3)**	74.87	0.563	10:25:34.919
6 -	1:37.114	47.307	2:24.421		74.00	2.233	10:27:59.340

P10 73 S Sarah JORDAN Kawasaki - Bernard Elliott Racing

IDEAL LAP TIME : 2:22.042 BEST LAP TIME : 2:22.254 DIFFERENCE : 0.212

LAP	SECTOR 1	SECTOR 2	LAP TIME		MPH	DIFF	TIME OF DAY
1 -	1:41.275	48.411	2:29.686		71.40	7.432	10:16:04.025
2 -	1:36.588	47.446	2:24.034	**(3)**	74.20	1.780	10:18:28.059
3 -	1:35.661	***46.725***	2:22.386	**(2)**	75.06	0.132	10:20:50.445
4 -	***1:35.317***	46.937	***2:22.254***	**(1)**	***75.13***		***10:23:12.699***

P11 33 J Brandon PAYNE Kawasaki - Mom & dad

IDEAL LAP TIME : 2:22.388 BEST LAP TIME : 2:22.388 DIFFERENCE : 0.000

LAP	SECTOR 1	SECTOR 2	LAP TIME		MPH	DIFF	TIME OF DAY
1 -	1:45.416	48.579	2:33.995		69.40	11.607	10:16:16.038
2 -	1:37.129	48.813	2:25.942		73.23	3.554	10:18:41.980
3 -	1:37.433	47.938	2:25.371		73.52	2.983	10:21:07.351
4 -	1:35.612	47.218	2:22.830	**(2)**	74.83	0.442	10:23:30.181
5 -	***1:35.443***	***46.945***	***2:22.388***	**(1)**	***75.06***		***10:25:52.569***
6 -	1:35.500	47.374	2:22.874	**(3)**	74.80	0.486	10:28:15.443

P12 9 S Graham HAW Kawasaki - Graham Haw Joinery

IDEAL LAP TIME : 2:22.887 BEST LAP TIME : 2:23.022 DIFFERENCE : 0.135

LAP	SECTOR 1	SECTOR 2	LAP TIME		MPH	DIFF	TIME OF DAY
1 -	1:42.354	48.625	2:30.979		70.79	7.957	10:16:06.103
2 -	1:36.625	***47.774***	2:24.399		74.01	1.377	10:18:30.502
3 -	1:35.974	48.393	2:24.367		74.03	1.345	10:20:54.869
4 -	1:35.375	48.147	2:23.522	**(2)**	74.46	0.500	10:23:18.391
5 -	1:35.574	48.235	2:23.809	**(3)**	74.32	0.787	10:25:42.200

Snetterton
Circuit Length = 2.9689 miles
Start: 10:13 Flag 10:26 End: 10:29

Weather / Track : Cloudy / Dry

BMCRC - MRO Championships 2016 - Rnd 4 @ Snetterton 300

ACU Team Green Junior Cup & Senior 300 Series

QUALIFYING - SECTOR ANALYSIS

SECTOR 1 = FL to I1, SECTOR 2 = I1 to FL, DIFF = Difference To Personal Best Lap

6 -	***1:35.113***	47.909	***2:23.022***	**(1)**	***74.73***	***10:28:05.222***

P13 37 S Craig CLEMONS Kawasaki - Naomi

IDEAL LAP TIME : 2:22.864 BEST LAP TIME : 2:23.379 DIFFERENCE : 0.515

LAP	SECTOR 1	SECTOR 2	LAP TIME		MPH	DIFF	TIME OF DAY
1 -	1:42.769	48.032	2:30.801		70.87	7.422	10:16:05.448
2 -	1:37.883	47.599	2:25.482		73.46	2.103	10:18:30.930
3 -	1:36.434	48.308	2:24.742		73.84	1.363	10:20:55.672
4 -	1:36.368	***47.011***	***2:23.379***	**(1)**	***74.54***		***10:23:19.051***
5 -	***1:35.853***	47.873	2:23.726	**(2)**	74.36	0.347	10:25:42.777
6 -	1:36.670	47.953	2:24.623	**(3)**	73.90	1.244	10:28:07.400

P14 82 J Joe HOLDSWORTH Kawasaki - tintwise.com

IDEAL LAP TIME : 2:23.890 BEST LAP TIME : 2:24.245 DIFFERENCE : 0.355

LAP	SECTOR 1	SECTOR 2	LAP TIME		MPH	DIFF	TIME OF DAY
1 -	1:42.621	50.841	2:33.462		69.64	9.217	10:16:09.388
2 -	1:38.884	48.800	2:27.684		72.37	3.439	10:18:37.072
3 -	1:37.409	48.330	2:25.739	**(3)**	73.33	1.494	10:21:02.811
4 -	1:36.182	***48.063***	***2:24.245***	**(1)**	***74.09***		***10:23:27.056***
5 -	***1:35.827***	49.422	2:25.249	**(2)**	73.58	1.004	10:25:52.305
6 -	1:37.709	48.194	2:25.903		73.25	1.658	10:28:18.208

P15 25 S Leon JONES Kawasaki -

IDEAL LAP TIME : 2:25.529 BEST LAP TIME : 2:25.529 DIFFERENCE : 0.000

LAP	SECTOR 1	SECTOR 2	LAP TIME		MPH	DIFF	TIME OF DAY
1 -	1:43.494	48.618	2:32.112		70.26	6.583	10:16:12.915
2 -	1:39.707	49.149	2:28.856		71.80	3.327	10:18:41.771
3 -	1:38.888	49.307	2:28.195	**(3)**	72.12	2.666	10:21:09.966
4 -	1:38.354	48.979	2:27.333	**(2)**	72.54	1.804	10:23:37.299
5 -	1:38.759	49.888	2:28.647		71.90	3.118	10:26:05.946
6 -	***1:37.463***	***48.066***	***2:25.529***	**(1)**	***73.44***		***10:28:31.475***

P16 63 S Samuel SMYTH Kawasaki -

IDEAL LAP TIME : 2:25.696 BEST LAP TIME : 2:25.833 DIFFERENCE : 0.137

LAP	SECTOR 1	SECTOR 2	LAP TIME		MPH	DIFF	TIME OF DAY
1 -	1:53.425	51.270	2:44.695		64.89	18.862	10:16:26.754
2 -	1:39.093	50.089	2:29.182		71.64	3.349	10:18:55.936
3 -	1:39.507	48.921	2:28.428		72.00	2.595	10:21:24.364
4 -	1:39.504	48.361	2:27.865	**(3)**	72.28	2.032	10:23:52.229
5 -	1:37.988	***47.845***	***2:25.833***	**(1)**	***73.28***		***10:26:18.062***
6 -	***1:37.851***	48.847	2:26.698	**(2)**	72.85	0.865	10:28:44.760

P17 106 J Patrick BYRNE Kawasaki - PKB RACING

IDEAL LAP TIME : 2:25.804 BEST LAP TIME : 2:25.910 DIFFERENCE : 0.106

LAP	SECTOR 1	SECTOR 2	LAP TIME		MPH	DIFF	TIME OF DAY
1 -	1:51.753	52.942	2:44.695		64.89	18.785	10:16:44.126
2 -	1:40.590	49.296	2:29.886		71.30	3.976	10:19:14.012
3 -	1:39.271	***48.170***	2:27.441		72.49	1.531	10:21:41.453
4 -	1:38.476	48.538	2:27.014	**(3)**	72.70	1.104	10:24:08.467
5 -	***1:37.634***	48.276	***2:25.910***	**(1)**	***73.25***		***10:26:34.377***
6 -	1:37.833	48.219	2:26.052	**(2)**	73.17	0.142	10:29:00.429

P18 4 J James DUTTON Kawasaki -

IDEAL LAP TIME : 2:25.640 BEST LAP TIME : 2:26.295 DIFFERENCE : 0.655

LAP	SECTOR 1	SECTOR 2	LAP TIME		MPH	DIFF	TIME OF DAY
1 -	1:47.621	49.435	2:37.056		68.05	10.761	10:16:17.918
2 -	1:39.163	48.723	2:27.886		72.27	1.591	10:18:45.804
3 -	1:38.541	***47.754***	***2:26.295***	**(1)**	***73.05***		***10:21:12.099***

Weather / Track : Cloudy / Dry

Snetterton
Circuit Length = 2.9689 miles
Start: 10:13 Flag 10:26 End: 10:29

BMCRC - MRO Championships 2016 - Rnd 4 @ Snetterton 300

ACU Team Green Junior Cup & Senior 300 Series

QUALIFYING - SECTOR ANALYSIS

SECTOR 1 = FL to I1, SECTOR 2 = I1 to FL, DIFF = Difference To Personal Best Lap

4 -	1:38.284	48.241	2:26.525 **(2)**	72.94	0.230	10:23:38.624
5 -	***1:37.886***	49.421	2:27.307 **(3)**	72.55	1.012	10:26:05.931
6 -	1:39.053	48.387	2:27.440	72.49	1.145	10:28:33.371

P19 32 S Paul ROBSON Kawasaki - Cheffing Solutions

IDEAL LAP TIME : 2:26.427 BEST LAP TIME : 2:26.427 DIFFERENCE : 0.000

LAP	SECTOR 1	SECTOR 2	LAP TIME	MPH	DIFF	TIME OF DAY
1 -	1:51.484	49.854	2:41.338	66.24	14.911	10:16:36.237
2 -	1:41.455	49.175	2:30.630 **(3)**	70.95	4.203	10:19:06.867
3 -	1:41.162	50.393	2:31.555	70.52	5.128	10:21:38.422
4 -	1:41.786	49.531	2:31.317	70.63	4.890	10:24:09.739
5 -	1:39.375	48.914	2:28.289 **(2)**	72.07	1.862	10:26:38.028
6 -	***1:38.059***	***48.368***	***2:26.427 (1)***	***72.99***		***10:29:04.455***

P20 5 S Matthew STEVENS Kawasaki -

IDEAL LAP TIME : 2:27.302 BEST LAP TIME : 2:27.341 DIFFERENCE : 0.039

LAP	SECTOR 1	SECTOR 2	LAP TIME	MPH	DIFF	TIME OF DAY
1 -	1:46.297	49.706	2:36.003	68.51	8.662	10:16:12.268
2 -	1:41.009	50.636	2:31.645	70.48	4.304	10:18:43.913
3 -	1:40.382	***48.631***	2:29.013	71.72	1.672	10:21:12.926
4 -	***1:38.671***	48.670	***2:27.341 (1)***	***72.53***		***10:23:40.267***
5 -	1:39.411	48.969	2:28.380 **(3)**	72.03	1.039	10:26:08.647
6 -	1:39.196	48.654	2:27.850 **(2)**	72.29	0.509	10:28:36.497

P21 69 J Connor HALL Kawasaki - S & Y CERAMICS

IDEAL LAP TIME : 2:27.398 BEST LAP TIME : 2:27.528 DIFFERENCE : 0.130

LAP	SECTOR 1	SECTOR 2	LAP TIME	MPH	DIFF	TIME OF DAY
1 -	1:56.059	53.903	2:49.962	62.88	22.434	10:16:28.688
2 -	1:44.763	51.965	2:36.728	68.19	9.200	10:19:05.416
3 -	1:42.202	50.278	2:32.480	70.09	4.952	10:21:37.896
4 -	1:40.332	49.979	2:30.311 **(3)**	71.10	2.783	10:24:08.207
5 -	1:39.322	***49.071***	2:28.393 **(2)**	72.02	0.865	10:26:36.600
6 -	***1:38.327***	49.201	***2:27.528 (1)***	***72.44***		***10:29:04.128***

P22 36 J Harry FOWLE Kawasaki - A.Fowle Joinery

IDEAL LAP TIME : 2:27.888 BEST LAP TIME : 2:28.058 DIFFERENCE : 0.170

LAP	SECTOR 1	SECTOR 2	LAP TIME	MPH	DIFF	TIME OF DAY
1 -	1:52.703	54.422	2:47.125	63.95	19.067	10:16:43.942
2 -	1:41.648	49.800	2:31.448	70.57	3.390	10:19:15.390
3 -	1:40.572	49.584	2:30.156	71.17	2.098	10:21:45.546
4 -	1:39.661	***49.041***	2:28.702 **(3)**	71.87	0.644	10:24:14.248
5 -	1:38.982	49.076	***2:28.058 (1)***	***72.18***		***10:26:42.306***
6 -	***1:38.847***	49.264	2:28.111 **(2)**	72.16	0.053	10:29:10.417

P23 11 S Colin CLUNE Kawasaki -

IDEAL LAP TIME : 2:29.933 BEST LAP TIME : 2:29.933 DIFFERENCE : 0.000

LAP	SECTOR 1	SECTOR 2	LAP TIME	MPH	DIFF	TIME OF DAY
1 -	1:44.738	49.571	2:34.309	69.26	4.376	10:16:11.797
2 -	1:41.317	50.450	2:31.767	70.42	1.834	10:18:43.564
3 -	1:41.849	49.733	2:31.582	70.51	1.649	10:21:15.146
4 -	1:40.460	49.736	2:30.196 **(2)**	71.16	0.263	10:23:45.342
5 -	***1:40.381***	***49.552***	***2:29.933 (1)***	***71.28***		***10:26:15.275***
6 -	1:40.520	49.912	2:30.432 **(3)**	71.04	0.499	10:28:45.707

P24 30 S Malcolm HOWELL Kawasaki -

IDEAL LAP TIME : 2:31.501 BEST LAP TIME : 2:31.501 DIFFERENCE : 0.000

LAP	SECTOR 1	SECTOR 2	LAP TIME	MPH	DIFF	TIME OF DAY
1 -	1:51.880	52.296	2:44.176	65.10	12.675	10:16:25.359

Weather / Track : Cloudy / Dry

Snetterton
Circuit Length = 2.9689 miles
Start: 10:13 Flag 10:26 End: 10:29

BMCRC - MRO Championships 2016 - Rnd 4 @ Snetterton 300

ACU Team Green Junior Cup & Senior 300 Series

QUALIFYING - SECTOR ANALYSIS

SECTOR 1 = FL to I1, SECTOR 2 = I1 to FL, DIFF = Difference To Personal Best Lap

2 -	1:45.405	52.445	2:37.850		67.71	6.349	10:19:03.209
3 -	1:44.579	52.109	2:36.688		68.21	5.187	10:21:39.897
4 -	1:42.264	50.866	2:33.130	(3)	69.79	1.629	10:24:13.027
5 -	***1:40.875***	***50.626***	***2:31.501***	**(1)**	***70.54***		***10:26:44.528***
6 -	1:40.970	50.788	2:31.758	(2)	70.42	0.257	10:29:16.286

P25 44 S Duane SUTCH Kawasaki - Kaaden Tuning

IDEAL LAP TIME : 2:31.061 BEST LAP TIME : 2:31.742 DIFFERENCE : 0.681

LAP	SECTOR 1	SECTOR 2	LAP TIME		MPH	DIFF	TIME OF DAY
1 -	1:55.375	54.348	2:49.723		62.97	17.981	10:16:29.711
2 -	1:43.335	50.759	2:34.094		69.36	2.352	10:19:03.805
3 -	1:43.587	50.588	2:34.175		69.32	2.433	10:21:37.980
4 -	1:42.454	50.118	2:32.572	(3)	70.05	0.830	10:24:10.552
5 -	***1:41.070***	50.672	***2:31.742***	**(1)**	***70.43***		***10:26:42.294***
6 -	1:42.478	***49.991***	2:32.469	(2)	70.10	0.727	10:29:14.763

P26 47 S Matt HILL Kawasaki -

IDEAL LAP TIME : 2:33.141 BEST LAP TIME : 2:33.141 DIFFERENCE : 0.000

LAP	SECTOR 1	SECTOR 2	LAP TIME		MPH	DIFF	TIME OF DAY
1 -	2:03.850	57.337	3:01.187		58.98	28.046	10:16:48.785
2 -	1:49.624	52.680	2:42.304		65.85	9.163	10:19:31.089
3 -	1:47.801	52.543	2:40.344	(3)	66.65	7.203	10:22:11.433
4 -	1:44.021	52.860	2:36.881	(2)	68.12	3.740	10:24:48.314
5 -	***1:42.402***	***50.739***	***2:33.141***	**(1)**	***69.79***		***10:27:21.455***

P27 21 J Callum SADBERRY Kawasaki -

IDEAL LAP TIME : 2:37.783 BEST LAP TIME : 2:38.123 DIFFERENCE : 0.340

LAP	SECTOR 1	SECTOR 2	LAP TIME		MPH	DIFF	TIME OF DAY
1 -	1:56.240	54.280	2:50.520		62.67	12.397	10:16:32.250
2 -	1:48.713	52.938	2:41.651		66.11	3.528	10:19:13.901
3 -	1:47.371	52.253	2:39.624	(3)	66.95	1.501	10:21:53.525
4 -	1:46.843	***52.131***	2:38.974	(2)	67.23	0.851	10:24:32.499
5 -	***1:45.652***	52.471	***2:38.123***	**(1)**	***67.59***		***10:27:10.622***

P28 7 S Michael SHARMAN Kawasaki -

IDEAL LAP TIME : 2:38.294 BEST LAP TIME : 2:38.393 DIFFERENCE : 0.099

LAP	SECTOR 1	SECTOR 2	LAP TIME		MPH	DIFF	TIME OF DAY
1 -	2:00.284	56.192	2:56.476		60.56	18.083	10:16:48.628
2 -	1:47.127	53.648	2:40.775	(3)	66.47	2.382	10:19:29.403
3 -	1:46.005	***52.889***	2:38.894	(2)	67.26	0.501	10:22:08.297
4 -	1:46.951	54.581	2:41.532		66.16	3.139	10:24:49.829
5 -	***1:45.405***	52.988	***2:38.393***	**(1)**	***67.47***		***10:27:28.222***

P29 17 J Jordan HARRIS Kawasaki -

IDEAL LAP TIME : 2:39.591 BEST LAP TIME : 2:39.859 DIFFERENCE : 0.268

LAP	SECTOR 1	SECTOR 2	LAP TIME		MPH	DIFF	TIME OF DAY
1 -	1:56.380	53.259	2:49.639		63.00	9.780	10:16:31.135
2 -	1:46.734	53.249	2:39.983	(3)	66.80	0.124	10:19:11.118
3 -	***1:46.655***	53.247	2:39.902	(2)	66.84	0.043	10:21:51.020
4 -	1:46.821	53.330	2:40.151		66.73	0.292	10:24:31.171
5 -	1:46.923	***52.936***	***2:39.859***	**(1)**	***66.85***		***10:27:11.030***

P30 555 S Michael LAURENSON Kawasaki -

IDEAL LAP TIME : 2:41.773 BEST LAP TIME : 2:41.773 DIFFERENCE : 0.000

LAP	SECTOR 1	SECTOR 2	LAP TIME		MPH	DIFF	TIME OF DAY
1 -	1:57.316	54.876	2:52.192		62.07	10.419	10:16:38.425
2 -	***1:47.690***	***54.083***	***2:41.773***	**(1)**	***66.06***		***10:19:20.198***
3 -	1:49.562	54.768	2:44.330	(3)	65.04	2.557	10:22:04.528

Snetterton
Circuit Length = 2.9689 miles
Start: 10:13 Flag 10:26 End: 10:29

Weather / Track : Cloudy / Dry

BMCRC - MRO Championships 2016 - Rnd 4 @ Snetterton 300

ACU Team Green Junior Cup & Senior 300 Series

QUALIFYING - SECTOR ANALYSIS

SECTOR 1 = FL to I1, SECTOR 2 = I1 to FL, DIFF = Difference To Personal Best Lap

4 -	1:49.992	56.576	2:46.568	64.16	4.795	10:24:51.096
5 -	1:49.584	54.564	2:44.148 **(2)**	65.11	2.375	10:27:35.244

P31 45 S Steven HAWES Kawasaki - Clare Foley

IDEAL LAP TIME : 2:46.109 BEST LAP TIME : 2:46.109 DIFFERENCE : 0.000

LAP	SECTOR 1	SECTOR 2	LAP TIME	MPH	DIFF	TIME OF DAY
1 -	2:04.096	56.831	3:00.927	59.07	14.818	10:16:49.332
2 -	***1:50.963***	***55.146***	***2:46.109 (1)***	***64.34***		***10:19:35.441***
3 -	1:53.253	56.757	2:50.010	62.86	3.901	10:22:25.451
4 -	1:53.707	55.902	2:49.609 **(3)**	63.01	3.500	10:25:15.060
5 -	1:51.668	55.331	2:46.999 **(2)**	64.00	0.890	10:28:02.059

P32 71 S Karie HENLY Kawasaki -

IDEAL LAP TIME : 2:46.762 BEST LAP TIME : 2:46.778 DIFFERENCE : 0.016

LAP	SECTOR 1	SECTOR 2	LAP TIME	MPH	DIFF	TIME OF DAY
1 -	1:56.849	58.040	2:54.889	61.11	8.111	10:16:52.165
2 -	1:52.961	57.039	2:50.000 **(3)**	62.87	3.222	10:19:42.165
3 -	***1:51.124***	58.963	2:50.087	62.83	3.309	10:22:32.252
4 -	1:51.776	57.271	2:49.047 **(2)**	63.22	2.269	10:25:21.299
5 -	1:51.140	***55.638***	***2:46.778 (1)***	***64.08***		***10:28:08.077***

P33 23 J Joe ELLIS Kawasaki -

IDEAL LAP TIME : 2:52.021 BEST LAP TIME : 2:52.021 DIFFERENCE : 0.000

LAP	SECTOR 1	SECTOR 2	LAP TIME	MPH	DIFF	TIME OF DAY
1 -	2:03.883	1:01.612	3:05.495	57.61	13.474	10:16:48.498
2 -	2:01.019	1:01.879	3:02.898 **(3)**	58.43	10.877	10:19:51.396
3 -	2:00.974	1:03.696	3:04.670	57.87	12.649	10:22:56.066
4 -	1:55.659	59.872	2:55.531 **(2)**	60.88	3.510	10:25:51.597
5 -	***1:53.781***	***58.240***	***2:52.021 (1)***	***62.13***		***10:28:43.618***

Weather / Track : Cloudy / Dry

Snetterton
Circuit Length = 2.9689 miles
Start: 10:13 Flag 10:26 End: 10:29

BMCRC - MRO Championships 2016 - Rnd 4 @ Snetterton 300

MRO Minitwins

QUALIFYING - BEST SECTORS

SECTOR 1				SECTOR 2			IDEAL / BEST COMPARISON					
POS	NO	NAME	TIME	NO	NAME	TIME	POS	NO	NAME	IDEAL	BEST	DIFF
									PERFECT LAP	2:04.981		
1	95	ROBERTSON	**1:23.656**	95	ROBERTSON	**41.325**	1	95	ROBERTSON	2:04.981	2:05.014	0.033
2	7	HICKLING	**1:24.021**	76	KING	**41.377**	2	7	HICKLING	2:05.625	2:05.677	0.052
3	76	KING	**1:24.274**	7	HICKLING	**41.604**	3	76	KING	2:05.651	2:05.651	0.000
4	26	DAVIES	**1:24.429**	26	DAVIES	**41.731**	4	26	DAVIES	2:06.160	2:06.656	0.496
5	35	WALSH	**1:24.651**	118	PLUMMER	**41.874**	5	35	WALSH	2:06.694	2:06.694	0.000
6	86	WITHERINGTON	**1:25.205**	35	WALSH	**42.043**	6	118	PLUMMER	2:07.134	2:07.889	0.755
7	118	PLUMMER	**1:25.260**	68	EUSTACE	**42.134**	7	174	SINGLETON	2:07.483	2:07.580	0.097
8	174	SINGLETON	**1:25.325**	174	SINGLETON	**42.158**	8	86	WITHERINGTON	2:07.688	2:08.037	0.349
9	124	BUTLER	**1:25.616**	111	FOLKES	**42.451**	9	68	EUSTACE	2:08.140	2:08.171	0.031
10	68	EUSTACE	**1:26.006**	86	WITHERINGTON	**42.483**	10	124	BUTLER	2:08.379	2:09.319	0.940
11	5	MANTELL	**1:26.312**	5	MANTELL	**42.517**	11	111	FOLKES	2:08.781	2:08.781	0.000
12	111	FOLKES	**1:26.330**	142	KENT	**42.591**	12	5	MANTELL	2:08.829	2:09.011	0.182
13	22	DOWDS	**1:26.540**	124	BUTLER	**42.763**	13	142	KENT	2:09.173	2:09.173	0.000
14	142	KENT	**1:26.582**	98	TOPPING	**42.874**	14	98	TOPPING	2:09.491	2:10.133	0.642
15	98	TOPPING	**1:26.617**	444	WILLIAMS	**43.305**	15	22	DOWDS	2:09.864	2:09.875	0.011
16	199	COLLINS	**1:27.134**	22	DOWDS	**43.324**	16	199	COLLINS	2:10.865	2:10.865	0.000
17	97	PACKHAM	**1:27.302**	199	COLLINS	**43.731**	17	444	WILLIAMS	2:10.960	2:11.195	0.235
18	444	WILLIAMS	**1:27.655**	19	LILLEY	**43.809**	18	97	PACKHAM	2:11.121	2:11.211	0.090
19	19	LILLEY	**1:27.876**	97	PACKHAM	**43.819**	19	19	LILLEY	2:11.685	2:11.881	0.196
20	51	RUTTER	**1:29.006**	51	RUTTER	**43.965**	20	51	RUTTER	2:12.971	2:13.121	0.150
21	192	MOFFA	**1:29.082**	192	MOFFA	**44.245**	21	192	MOFFA	2:13.327	2:13.327	0.000
22	12	EDWARDS	**1:29.123**	28	VEASEY	**44.771**	22	15	JONES	2:14.069	2:14.264	0.195
23	15	JONES	**1:29.128**	25	DAY	**44.894**	23	25	DAY	2:14.370	2:14.668	0.298
24	25	DAY	**1:29.476**	15	JONES	**44.941**	24	28	VEASEY	2:14.606	2:15.743	1.137
25	28	VEASEY	**1:29.835**	21	MITCHELL	**44.957**	25	12	EDWARDS	2:14.626	2:14.782	0.156
26	38	COUCHMAN	**1:29.922**	38	COUCHMAN	**45.223**	26	38	COUCHMAN	2:15.145	2:15.373	0.228
27	21	MITCHELL	**1:30.204**	12	EDWARDS	**45.503**	27	21	MITCHELL	2:15.161	2:15.161	0.000
28	72	MILLER	**1:30.459**	32	THAY	**45.571**	28	72	MILLER	2:16.318	2:16.318	0.000
29	48	WALLIS	**1:31.011**	140	SALES	**45.752**	29	32	THAY	2:16.629	2:16.629	0.000
30	32	THAY	**1:31.058**	93	WALLIS	**45.807**	30	17	BAUBLYTE	2:17.182	2:17.182	0.000
31	17	BAUBLYTE	**1:31.329**	17	BAUBLYTE	**45.853**	31	48	WALLIS	2:17.214	2:17.353	0.139
32	75	SMITH	**1:31.463**	72	MILLER	**45.859**	32	140	SALES	2:17.271	2:17.941	0.670
33	140	SALES	**1:31.519**	75	SMITH	**45.941**	33	75	SMITH	2:17.404	2:17.757	0.353
34	93	WALLIS	**1:32.296**	48	WALLIS	**46.203**	34	93	WALLIS	2:18.103	2:18.378	0.275
35	23	BECKETT	**1:32.660**	23	BECKETT	**46.781**	35	23	BECKETT	2:19.441	2:19.441	0.000
36	66	SMITH	**1:33.012**	66	SMITH	**46.853**	36	66	SMITH	2:19.865	2:19.865	0.000
37	20	TOUCEDA	**1:33.216**	20	TOUCEDA	**46.979**	37	20	TOUCEDA	2:20.195	2:23.018	2.823
38	67	DEVALL	**1:34.105**	67	DEVALL	**47.383**	38	67	DEVALL	2:21.488	2:21.488	0.000
39	31	EVENDEN	**1:35.640**	55	COPLEY	**48.279**	39	31	EVENDEN	2:24.234	2:24.530	0.296
40	55	COPLEY	**1:36.689**	31	EVENDEN	**48.594**	40	55	COPLEY	2:24.968	2:25.161	0.193

Weather / Track : Cloudy / Dry

Snetterton
Circuit Length = 2.9689 miles
Start: 09:18 Flag 09:33 End: 09:35

Results can be found at www.tsl-timing.com

Printed - 09:36 Saturday, 28 May 2016

BMCRC - MRO Championships 2016 - Rnd 4 @ Snetterton 300

ACU Team Green Junior Cup & Senior 300 Series

RACE 6 - CLASSIFICATION

POS	NO	CL	PIC	NAME	ENTRY	LAPS	TIME	GAP	DIFF	MPH	BEST	ON
1	**26**	J	1	Luke HOPKINS	Kawasaki - Mum - Zarra Hopkins	**4**	9:18.466			76.55	**2:17.497**	2
2	**3**	J	2	Joey LAMBDEN	Kawasaki -	**4**	9:19.461	**0.995**	0.995	76.41	**2:17.539**	3
3	**76**	J	3	Elliot PINSON	Kawasaki - Mum, Dad, Gran & Grandad	**4**	9:19.504	**1.038**	0.043	76.41	**2:18.275**	4
4	**102**	J	4	Charlie FARRER	Kawasaki -	**4**	9:25.214	**6.748**	5.710	75.63	**2:19.031**	3
5	**77**	S	1	Steve JORDAN	Kawasaki -	**4**	9:25.665	**7.199**	0.451	75.57	**2:18.511**	3
6	**50**	J	5	Aditya Singh BEHAL	Kawasaki - Titan Energy	**4**	9:29.424	**10.958**	3.759	75.07	**2:19.672**	2
7	**126**	S	2	Gareth HOPKINS	Kawasaki - The Wife - Zarra Hopkins	**4**	9:30.284	**11.818**	0.860	74.96	**2:20.340**	4
8	**93**	S	3	Monica ISAAC	Kawasaki - Fins Motorcycles & Blockade Services	**4**	9:33.681	**15.215**	3.397	74.52	**2:20.124**	4
9	**33**	J	6	Brandon PAYNE	Kawasaki - Mom & dad	**4**	9:38.489	**20.023**	4.808	73.90	**2:20.543**	4
10	**82**	J	7	Joe HOLDSWORTH	Kawasaki - tintwise.com	**4**	9:39.470	**21.004**	0.981	73.77	**2:22.099**	4
11	**106**	J	8	Patrick BYRNE	Kawasaki - PKB RACING	**4**	9:40.138	**21.672**	0.668	73.69	**2:22.491**	4
12	**13**	S	4	Ben HAWES	Kawasaki -	**4**	9:40.514	**22.048**	0.376	73.64	**2:21.608**	3
13	**9**	S	5	Graham HAW	Kawasaki - Graham Haw Joinery	**4**	9:41.216	**22.750**	0.702	73.55	**2:22.215**	3
14	**73**	S	6	Sarah JORDAN	Kawasaki - Bernard Elliott Racing	**4**	9:41.995	**23.529**	0.779	73.45	**2:22.667**	4
15	**37**	S	7	Craig CLEMONS	Kawasaki - Naomi	**4**	9:44.583	**26.117**	2.588	73.13	**2:23.323**	3
16	**36**	J	9	Harry FOWLE	Kawasaki - A.Fowle Joinery	**4**	9:52.415	**33.949**	7.832	72.16	**2:25.433**	3
17	**69**	J	10	Connor HALL	Kawasaki - S & Y CERAMICS	**4**	9:58.136	**39.670**	5.721	71.47	**2:25.803**	4
18	**5**	S	8	Matthew STEVENS	Kawasaki -	**4**	10:00.399	**41.933**	2.263	71.20	**2:27.510**	2
19	**47**	S	9	Matt HILL	Kawasaki -	**4**	10:06.535	**48.069**	6.136	70.48	**2:28.785**	3
20	**11**	S	10	Colin CLUNE	Kawasaki -	**4**	10:09.452	**50.986**	2.917	70.14	**2:29.527**	4
21	**63**	S	11	Samuel SMYTH	Kawasaki -	**4**	10:22.177	**1:03.711**	12.725	68.71	**2:27.103**	4
22	**7**	S	12	Michael SHARMAN	Kawasaki -	**3**	7:59.505	**1 Lap**	1 Lap	66.86	**2:35.749**	2
23	**44**	S	13	Duane SUTCH	Kawasaki - Kaaden Tuning	**3**	7:59.847	**1 Lap**	0.342	66.82	**2:33.464**	3
24	**21**	J	11	Callum SADBERRY	Kawasaki -	**3**	8:01.242	**1 Lap**	1.395	66.62	**2:35.340**	3
25	**23**	J	12	Joe ELLIS	Kawasaki -	**3**	8:02.074	**1 Lap**	0.832	66.51	**2:34.811**	3
26	**30**	S	14	Malcolm HOWELL	Kawasaki -	**3**	8:03.442	**1 Lap**	1.368	66.32	**2:35.779**	3
27	**45**	S	15	Steven HAWES	Kawasaki - Clare Foley	**3**	8:19.342	**1 Lap**	15.900	64.21	**2:43.669**	2
28	**17**	J	13	Jordan HARRIS	Kawasaki -	**3**	8:19.427	**1 Lap**	0.085	64.20	**2:38.928**	2
29	**555**	S	16	Michael LAURENSON	Kawasaki -	**3**	8:20.904	**1 Lap**	1.477	64.01	**2:43.012**	2
30	**71**	S	17	Karie HENLY	Kawasaki -	**3**	8:30.348	**1 Lap**	9.444	62.82	**2:45.108**	3
					NOT CLASSIFIED							
DNF	**25**	S		Leon JONES	Kawasaki -	**4**	9:52.827	**34.361**	0.000	72.11	**2:25.802**	4
DNF	**4**	J		James DUTTON	Kawasaki -	**4**	9:52.988	**34.522**	0.161	72.09	**2:24.471**	4
DNF	**32**	S		Paul ROBSON	Kawasaki - Cheffing Solutions	**4**	9:53.288	**34.822**	0.300	72.05	**2:25.359**	4
					FASTEST LAP							
	26	J		Luke HOPKINS	Kawasaki - Mum - Zarra Hopkins	**2**	2:17.497		77.73 mph		125.09 kph	
	77	S		Steve JORDAN	Kawasaki -	**3**	2:18.511		77.16 mph		124.18 kph	

Race stopped
Class J - 90% of Race Speed = 68.89 mph
Class S - 90% of Race Speed = 68.01 mph

Snetterton
Circuit Length = 2.9689 miles
Start: 13:52 Flag 14:01 End: 14:03

Weather / Track : Cloudy / Dry
These results are provisional until the conclusion of any judicial and technical matters.

Clerk Of Course :		Timekeeper :

Results can be found at www.tsl-timing.com

Printed - 14:08 Saturday, 28 May 2016

BMCRC - MRO Championships 2016 - Rnd 4 @ Snetterton 300

ACU Team Green Junior Cup & Senior 300 Series

RACE 6 - LAP CHART

LAP 1		@ 13:54:27.421
NO	BEHIND	LAP TIME
76		2:23.304
26	0.766	2:24.070
102	2.428	2:25.732
3	2.568	2:25.872
77	3.819	2:27.123
126	4.466	2:27.770
50	4.995	2:28.299
93	7.339	2:30.643
82	7.943	2:31.247
106	7.998	2:31.302
37	8.284	2:31.588
33	8.598	2:31.902
9	8.910	2:32.214
73	9.535	2:32.839
13	9.667	2:32.971
25	10.304	2:33.608
36	12.053	2:35.357
32	12.348	2:35.652
4	12.795	2:36.099
5	14.458	2:37.762
69	14.741	2:38.045
47	15.404	2:38.708
11	17.176	2:40.480
7	24.307	2:47.611
23	24.985	2:48.289
44	25.680	2:48.984
21	25.849	2:49.153
17	26.149	2:49.453
30	26.256	2:49.560
45	28.053	2:51.357
63	28.479	2:51.783
555	30.079	2:53.383
71	35.480	2:58.784

LAP 2		@ 13:56:45.684
NO	BEHIND	LAP TIME
26		2:17.497
76	0.197	2:18.460
3	2.731	2:18.426
102	3.568	2:19.403
77	4.188	2:18.632
50	6.404	2:19.672
126	7.358	2:21.155
93	11.809	2:22.733
106	13.226	2:23.491
82	13.490	2:23.810
33	13.724	2:23.389
37	13.950	2:23.929
9	14.746	2:24.099
73	14.835	2:23.563
13	15.683	2:24.279
25	18.428	2:26.387
36	19.942	2:26.152
32	20.356	2:26.271
4	20.988	2:26.456
69	23.620	2:27.142
5	23.705	2:27.510
47	26.088	2:28.947
11	28.548	2:29.635
7	41.793	2:35.749
63	43.164	2:32.948
21	44.335	2:36.749
44	44.816	2:37.399
23	45.696	2:38.974
30	46.096	2:38.103
17	46.814	2:38.928
45	53.459	2:43.669
555	54.828	2:43.012
71	1:03.673	2:46.456

LAP 3		@ 13:59:04.051
NO	BEHIND	LAP TIME
26		2:18.367
76	1.295	2:19.465
3	1.903	2:17.539
102	4.232	2:19.031
77	4.332	2:18.511
50	8.896	2:20.859
126	10.010	2:21.019
93	13.623	2:20.181
82	17.437	2:22.314
106	17.713	2:22.854
33	18.012	2:22.655
9	18.594	2:22.215
37	18.906	2:23.323
13	18.924	2:21.608
73	19.394	2:22.926
36	27.008	2:25.433
25	27.091	2:27.030
32	27.995	2:26.006
4	28.583	2:25.962
69	32.399	2:27.146
5	32.917	2:27.579
47	36.506	2:28.785
11	39.991	2:29.810
63	55.140	2:30.343
7	59.571	2:36.145
44	59.913	2:33.464
21	1:01.308	2:35.340
23	1:02.140	2:34.811
30	1:03.508	2:35.779
45	1:19.408	2:44.316
17	1:19.493	2:51.046
555	1:20.970	2:44.509
71	1:30.414	2:45.108

LAP 4		@ 14:01:22.583
NO	BEHIND	LAP TIME
26		2:18.532
3	0.995	2:17.624
76	1.038	2:18.275
102	6.748	2:21.048
77	7.199	2:21.399
50	10.958	2:20.594
126	11.818	2:20.340
93	15.215	2:20.124
33	20.023	2:20.543
82	21.004	2:22.099
106	21.672	2:22.491
13	22.048	2:21.656
9	22.750	2:22.688
73	23.529	2:22.667
37	26.117	2:25.743
36	33.949	2:25.473
25	34.361	2:25.802
4	34.522	2:24.471
32	34.822	2:25.359
69	39.670	2:25.803
5	41.933	2:27.548
47	48.069	2:30.095
11	50.986	2:29.527
63	1:03.711	2:27.103

Weather / Track : Cloudy / Dry

Snetterton
Circuit Length = 2.9689 miles
Start: 13:52 Flag 14:01 End: 14:03

Results can be found at www.tsl-timing.com

Printed - 14:09 Saturday, 28 May 2016

BMCRC - MRO Championships 2016 - Rnd 4 @ Snetterton 300

ACU Team Green Junior Cup & Senior 300 Series

RACE 6 - SECTOR ANALYSIS

SECTOR 1 = FL to I1, SECTOR 2 = I1 to FL, DIFF = Difference To Personal Best Lap

P1 26 J Luke HOPKINS Kawasaki - Mum - Zarra Hopkins

IDEAL LAP TIME : 2:17.033 BEST LAP TIME : 2:17.497 DIFFERENCE : 0.464

LAP	SECTOR 1	SECTOR 2	LAP TIME	MPH	DIFF	TIME OF DAY
1 -		45.415	2:24.070	74.18	6.573	13:54:28.187
2 -	***1:31.877***	45.620	***2:17.497*** **(1)**	***77.73***		***13:56:45.684***
3 -	1:33.211	***45.156***	2:18.367 **(2)**	77.24	0.870	13:59:04.051
4 -	1:33.049	45.483	2:18.532 **(3)**	77.15	1.035	14:01:22.583

P2 3 J Joey LAMBDEN Kawasaki -

IDEAL LAP TIME : 2:16.394 BEST LAP TIME : 2:17.539 DIFFERENCE : 1.145

LAP	SECTOR 1	SECTOR 2	LAP TIME	MPH	DIFF	TIME OF DAY
1 -		46.717	2:25.872	73.26	8.333	13:54:29.989
2 -	1:32.885	45.541	2:18.426 **(3)**	77.21	0.887	13:56:48.415
3 -	1:32.498	***45.041***	***2:17.539*** **(1)**	***77.70***		***13:59:05.954***
4 -	***1:31.353***	46.271	2:17.624 **(2)**	77.66	0.085	14:01:23.578

P3 76 J Elliot PINSON Kawasaki - Mum, Dad, Gran & Grandad

IDEAL LAP TIME : 2:17.135 BEST LAP TIME : 2:18.275 DIFFERENCE : 1.140

LAP	SECTOR 1	SECTOR 2	LAP TIME	MPH	DIFF	TIME OF DAY
1 -		***45.354***	2:23.304	74.58	5.029	13:54:27.421
2 -	1:32.580	45.880	2:18.460 **(2)**	77.19	0.185	13:56:45.881
3 -	1:33.099	46.366	2:19.465 **(3)**	76.63	1.190	13:59:05.346
4 -	***1:31.781***	46.494	***2:18.275*** **(1)**	***77.29***		***14:01:23.621***

P4 102 J Charlie FARRER Kawasaki -

IDEAL LAP TIME : 2:18.604 BEST LAP TIME : 2:19.031 DIFFERENCE : 0.427

LAP	SECTOR 1	SECTOR 2	LAP TIME	MPH	DIFF	TIME OF DAY
1 -		46.378	2:25.732	73.34	6.701	13:54:29.849
2 -	1:33.689	***45.714***	2:19.403 **(2)**	76.67	0.372	13:56:49.252
3 -	***1:32.890***	46.141	***2:19.031*** **(1)**	***76.87***		***13:59:08.283***
4 -	1:34.400	46.648	2:21.048 **(3)**	75.77	2.017	14:01:29.331

P5 77 S Steve JORDAN Kawasaki -

IDEAL LAP TIME : 2:18.342 BEST LAP TIME : 2:18.511 DIFFERENCE : 0.169

LAP	SECTOR 1	SECTOR 2	LAP TIME	MPH	DIFF	TIME OF DAY
1 -		45.807	2:27.123	72.64	8.612	13:54:31.240
2 -	1:33.063	***45.569***	2:18.632 **(2)**	77.09	0.121	13:56:49.872
3 -	***1:32.773***	45.738	***2:18.511*** **(1)**	***77.16***		***13:59:08.383***
4 -	1:34.393	47.006	2:21.399 **(3)**	75.58	2.888	14:01:29.782

P6 50 J Aditya Singh BEHAL Kawasaki - Titan Energy

IDEAL LAP TIME : 2:19.202 BEST LAP TIME : 2:19.672 DIFFERENCE : 0.470

LAP	SECTOR 1	SECTOR 2	LAP TIME	MPH	DIFF	TIME OF DAY
1 -		45.975	2:28.299	72.07	8.627	13:54:32.416
2 -	***1:33.279***	46.393	***2:19.672*** **(1)**	***76.52***		***13:56:52.088***
3 -	1:34.725	46.134	2:20.859 **(3)**	75.87	1.187	13:59:12.947
4 -	1:34.671	***45.923***	2:20.594 **(2)**	76.02	0.922	14:01:33.541

P7 126 S Gareth HOPKINS Kawasaki - The Wife - Zarra Hopkins

IDEAL LAP TIME : 2:20.340 BEST LAP TIME : 2:20.340 DIFFERENCE : 0.000

LAP	SECTOR 1	SECTOR 2	LAP TIME	MPH	DIFF	TIME OF DAY
1 -		46.184	2:27.770	72.32	7.430	13:54:31.887
2 -	1:35.106	46.049	2:21.155 **(3)**	75.71	0.815	13:56:53.042
3 -	1:34.634	46.385	2:21.019 **(2)**	75.79	0.679	13:59:14.061
4 -	***1:34.375***	***45.965***	***2:20.340*** **(1)**	***76.15***		***14:01:34.401***

Weather / Track : Cloudy / Dry

Snetterton
Circuit Length = 2.9689 miles
Start: 13:52 Flag 14:01 End: 14:03

BMCRC - MRO Championships 2016 - Rnd 4 @ Snetterton 300

ACU Team Green Junior Cup & Senior 300 Series

RACE 6 - SECTOR ANALYSIS

SECTOR 1 = FL to I1, SECTOR 2 = I1 to FL, DIFF = Difference To Personal Best Lap

P8 93 S Monica ISAAC Kawasaki - Fins Motorcycles & Blockade Services

IDEAL LAP TIME : 2:19.958 BEST LAP TIME : 2:20.124 DIFFERENCE : 0.166

LAP	SECTOR 1	SECTOR 2	LAP TIME	MPH	DIFF	TIME OF DAY
1 -		47.624	2:30.643	70.94	10.519	13:54:34.760
2 -	1:35.554	47.179	2:22.733 (3)	74.88	2.609	13:56:57.493
3 -	1:34.065	***46.116***	2:20.181 (2)	76.24	0.057	13:59:17.674
4 -	***1:33.842***	46.282	***2:20.124*** (1)	***76.27***		***14:01:37.798***

P9 33 J Brandon PAYNE Kawasaki - Mom & dad

IDEAL LAP TIME : 2:20.543 BEST LAP TIME : 2:20.543 DIFFERENCE : 0.000

LAP	SECTOR 1	SECTOR 2	LAP TIME	MPH	DIFF	TIME OF DAY
1 -		47.421	2:31.902	70.36	11.359	13:54:36.019
2 -	1:36.090	47.299	2:23.389 (3)	74.53	2.846	13:56:59.408
3 -	1:34.835	47.820	2:22.655 (2)	74.92	2.112	13:59:22.063
4 -	***1:34.552***	***45.991***	***2:20.543*** (1)	***76.04***		***14:01:42.606***

P10 82 J Joe HOLDSWORTH Kawasaki - tintwise.com

IDEAL LAP TIME : 2:21.859 BEST LAP TIME : 2:22.099 DIFFERENCE : 0.240

LAP	SECTOR 1	SECTOR 2	LAP TIME	MPH	DIFF	TIME OF DAY
1 -		48.222	2:31.247	70.66	9.148	13:54:35.364
2 -	1:36.189	47.621	2:23.810 (3)	74.32	1.711	13:56:59.174
3 -	***1:34.879***	47.435	2:22.314 (2)	75.10	0.215	13:59:21.488
4 -	1:35.119	***46.980***	***2:22.099*** (1)	***75.21***		***14:01:43.587***

P11 106 J Patrick BYRNE Kawasaki - PKB RACING

IDEAL LAP TIME : 2:22.149 BEST LAP TIME : 2:22.491 DIFFERENCE : 0.342

LAP	SECTOR 1	SECTOR 2	LAP TIME	MPH	DIFF	TIME OF DAY
1 -		47.550	2:31.302	70.64	8.811	13:54:35.419
2 -	1:36.017	47.474	2:23.491 (3)	74.48	1.000	13:56:58.910
3 -	***1:35.154***	47.700	2:22.854 (2)	74.81	0.363	13:59:21.764
4 -	1:35.496	***46.995***	***2:22.491*** (1)	***75.00***		***14:01:44.255***

P12 13 S Ben HAWES Kawasaki -

IDEAL LAP TIME : 2:20.918 BEST LAP TIME : 2:21.608 DIFFERENCE : 0.690

LAP	SECTOR 1	SECTOR 2	LAP TIME	MPH	DIFF	TIME OF DAY
1 -		48.710	2:32.971	69.86	11.363	13:54:37.088
2 -	1:36.844	47.435	2:24.279 (3)	74.07	2.671	13:57:01.367
3 -	***1:34.292***	47.316	***2:21.608*** (1)	***75.47***		***13:59:22.975***
4 -	1:35.030	***46.626***	2:21.656 (2)	75.45	0.048	14:01:44.631

P13 9 S Graham HAW Kawasaki - Graham Haw Joinery

IDEAL LAP TIME : 2:20.931 BEST LAP TIME : 2:22.215 DIFFERENCE : 1.284

LAP	SECTOR 1	SECTOR 2	LAP TIME	MPH	DIFF	TIME OF DAY
1 -		48.147	2:32.214	70.21	9.999	13:54:36.331
2 -	1:35.658	48.441	2:24.099 (3)	74.17	1.884	13:57:00.430
3 -	***1:34.061***	48.154	***2:22.215*** (1)	***75.15***		***13:59:22.645***
4 -	1:35.818	***46.870***	2:22.688 (2)	74.90	0.473	14:01:45.333

P14 73 S Sarah JORDAN Kawasaki - Bernard Elliott Racing

IDEAL LAP TIME : 2:21.985 BEST LAP TIME : 2:22.667 DIFFERENCE : 0.682

LAP	SECTOR 1	SECTOR 2	LAP TIME	MPH	DIFF	TIME OF DAY
1 -		48.132	2:32.839	69.93	10.172	13:54:36.956
2 -	1:35.503	48.060	2:23.563 (3)	74.44	0.896	13:57:00.519
3 -	***1:35.210***	47.716	2:22.926 (2)	74.78	0.259	13:59:23.445
4 -	1:35.892	***46.775***	***2:22.667*** (1)	***74.91***		***14:01:46.112***

Weather / Track : Cloudy / Dry

Snetterton
Circuit Length = 2.9689 miles
Start: 13:52 Flag 14:01 End: 14:03

BMCRC - MRO Championships 2016 - Rnd 4 @ Snetterton 300

ACU Team Green Junior Cup & Senior 300 Series

RACE 6 - SECTOR ANALYSIS

SECTOR 1 = FL to I1, SECTOR 2 = I1 to FL, DIFF = Difference To Personal Best Lap

P15 37 S Craig CLEMONS Kawasaki - Naomi

IDEAL LAP TIME : 2:22.657 BEST LAP TIME : 2:23.323 DIFFERENCE : 0.666

LAP	SECTOR 1	SECTOR 2	LAP TIME	MPH	DIFF	TIME OF DAY
1 -		47.657	2:31.588	70.50	8.265	13:54:35.705
2 -	1:36.393	47.536	2:23.929 (2)	74.25	0.606	13:56:59.634
3 -	***1:35.130***	48.193	***2:23.323 (1)***	***74.57***		***13:59:22.957***
4 -	1:38.216	***47.527***	2:25.743 (3)	73.33	2.420	14:01:48.700

P16 36 J Harry FOWLE Kawasaki - A.Fowle Joinery

IDEAL LAP TIME : 2:25.204 BEST LAP TIME : 2:25.433 DIFFERENCE : 0.229

LAP	SECTOR 1	SECTOR 2	LAP TIME	MPH	DIFF	TIME OF DAY
1 -		48.859	2:35.357	68.79	9.924	13:54:39.474
2 -	1:37.764	48.388	2:26.152 (3)	73.12	0.719	13:57:05.626
3 -	***1:36.894***	48.539	***2:25.433 (1)***	***73.49***		***13:59:31.059***
4 -	1:37.163	***48.310***	2:25.473 (2)	73.47	0.040	14:01:56.532

P17 69 J Connor HALL Kawasaki - S & Y CERAMICS

IDEAL LAP TIME : 2:25.803 BEST LAP TIME : 2:25.803 DIFFERENCE : 0.000

LAP	SECTOR 1	SECTOR 2	LAP TIME	MPH	DIFF	TIME OF DAY
1 -		49.247	2:38.045	67.62	12.242	13:54:42.162
2 -	1:38.497	48.645	2:27.142 (2)	72.63	1.339	13:57:09.304
3 -	1:38.554	48.592	2:27.146 (3)	72.63	1.343	13:59:36.450
4 -	***1:37.485***	***48.318***	***2:25.803 (1)***	***73.30***		***14:02:02.253***

P18 5 S Matthew STEVENS Kawasaki -

IDEAL LAP TIME : 2:27.461 BEST LAP TIME : 2:27.510 DIFFERENCE : 0.049

LAP	SECTOR 1	SECTOR 2	LAP TIME	MPH	DIFF	TIME OF DAY
1 -		50.058	2:37.762	67.74	10.252	13:54:41.879
2 -	***1:38.923***	48.587	***2:27.510 (1)***	***72.45***		***13:57:09.389***
3 -	1:39.041	***48.538***	2:27.579 (3)	72.42	0.069	13:59:36.968
4 -	1:38.961	48.587	2:27.548 (2)	72.43	0.038	14:02:04.516

P19 47 S Matt HILL Kawasaki -

IDEAL LAP TIME : 2:28.623 BEST LAP TIME : 2:28.785 DIFFERENCE : 0.162

LAP	SECTOR 1	SECTOR 2	LAP TIME	MPH	DIFF	TIME OF DAY
1 -		49.291	2:38.708	67.34	9.923	13:54:42.825
2 -	***1:39.739***	49.208	2:28.947 (2)	71.75	0.162	13:57:11.772
3 -	1:39.901	***48.884***	***2:28.785 (1)***	***71.83***		***13:59:40.557***
4 -	1:40.668	49.427	2:30.095 (3)	71.20	1.310	14:02:10.652

P20 11 S Colin CLUNE Kawasaki -

IDEAL LAP TIME : 2:29.261 BEST LAP TIME : 2:29.527 DIFFERENCE : 0.266

LAP	SECTOR 1	SECTOR 2	LAP TIME	MPH	DIFF	TIME OF DAY
1 -		49.320	2:40.480	66.60	10.953	13:54:44.597
2 -	***1:40.345***	49.290	2:29.635 (2)	71.42	0.108	13:57:14.232
3 -	1:40.393	49.417	2:29.810 (3)	71.34	0.283	13:59:44.042
4 -	1:40.611	***48.916***	***2:29.527 (1)***	***71.47***		***14:02:13.569***

P21 63 S Samuel SMYTH Kawasaki -

IDEAL LAP TIME : 2:27.103 BEST LAP TIME : 2:27.103 DIFFERENCE : 0.000

LAP	SECTOR 1	SECTOR 2	LAP TIME	MPH	DIFF	TIME OF DAY
1 -		50.474	2:51.783	62.21	24.680	13:54:55.900
2 -	1:42.426	50.522	2:32.948 (3)	69.88	5.845	13:57:28.848
3 -	1:41.994	48.349	2:30.343 (2)	71.09	3.240	13:59:59.191
4 -	***1:38.827***	***48.276***	***2:27.103 (1)***	***72.65***		***14:02:26.294***

Weather / Track : Cloudy / Dry

Snetterton
Circuit Length = 2.9689 miles
Start: 13:52 Flag 14:01 End: 14:03

BMCRC - MRO Championships 2016 - Rnd 4 @ Snetterton 300

ACU Team Green Junior Cup & Senior 300 Series

RACE 6 - SECTOR ANALYSIS

SECTOR 1 = FL to I1, SECTOR 2 = I1 to FL, DIFF = Difference To Personal Best Lap

P22 7 S Michael SHARMAN Kawasaki -
IDEAL LAP TIME : 2:35.220 BEST LAP TIME : 2:35.749 DIFFERENCE : 0.529

LAP	SECTOR 1	SECTOR 2	LAP TIME	MPH	DIFF	TIME OF DAY
1 -		52.416	2:47.611 (3)	63.76	11.862	13:54:51.728
2 -	1:43.429	***52.320***	***2:35.749 (1)***	***68.62***		***13:57:27.477***
3 -	1:43.815	52.330	2:36.145 (2)	68.44	0.396	14:00:03.622

P23 44 S Duane SUTCH Kawasaki - Kaaden Tuning
IDEAL LAP TIME : 2:33.464 BEST LAP TIME : 2:33.464 DIFFERENCE : 0.000

LAP	SECTOR 1	SECTOR 2	LAP TIME	MPH	DIFF	TIME OF DAY
1 -		54.032	2:48.984 (3)	63.24	15.520	13:54:53.101
2 -	1:45.080	52.319	2:37.399 (2)	67.90	3.935	13:57:30.500
3 -	***1:42.629***	***50.835***	***2:33.464 (1)***	***69.64***		***14:00:03.964***

P24 21 J Callum SADBERRY Kawasaki -
IDEAL LAP TIME : 2:33.526 BEST LAP TIME : 2:35.340 DIFFERENCE : 1.814

LAP	SECTOR 1	SECTOR 2	LAP TIME	MPH	DIFF	TIME OF DAY
1 -		52.862	2:49.153 (3)	63.18	13.813	13:54:53.270
2 -	1:44.793	51.956	2:36.749 (2)	68.18	1.409	13:57:30.019
3 -	1:44.008	51.332	***2:35.340 (1)***	***68.80***		***14:00:05.359***

P25 23 J Joe ELLIS Kawasaki -
IDEAL LAP TIME : 2:33.912 BEST LAP TIME : 2:34.811 DIFFERENCE : 0.899

LAP	SECTOR 1	SECTOR 2	LAP TIME	MPH	DIFF	TIME OF DAY
1 -		54.037	2:48.289 (3)	63.51	13.478	13:54:52.406
2 -	1:46.117	52.857	2:38.974 (2)	67.23	4.163	13:57:31.380
3 -	1:43.367	***51.444***	***2:34.811 (1)***	***69.03***		***14:00:06.191***

P26 30 S Malcolm HOWELL Kawasaki -
IDEAL LAP TIME : 2:33.928 BEST LAP TIME : 2:35.779 DIFFERENCE : 1.851

LAP	SECTOR 1	SECTOR 2	LAP TIME	MPH	DIFF	TIME OF DAY
1 -		52.158	2:49.560 (3)	63.03	13.781	13:54:53.677
2 -	1:45.573	52.530	2:38.103 (2)	67.60	2.324	13:57:31.780
3 -	1:42.948	52.831	***2:35.779 (1)***	***68.61***		***14:00:07.559***

P27 45 S Steven HAWES Kawasaki - Clare Foley
IDEAL LAP TIME : 2:42.372 BEST LAP TIME : 2:43.669 DIFFERENCE : 1.297

LAP	SECTOR 1	SECTOR 2	LAP TIME	MPH	DIFF	TIME OF DAY
1 -		***53.578***	2:51.357 (3)	62.37	7.688	13:54:55.474
2 -	1:49.103	54.566	***2:43.669 (1)***	***65.30***		***13:57:39.143***
3 -	1:49.747	54.569	2:44.316 (2)	65.04	0.647	14:00:23.459

P28 17 J Jordan HARRIS Kawasaki -
IDEAL LAP TIME : 2:37.345 BEST LAP TIME : 2:38.928 DIFFERENCE : 1.583

LAP	SECTOR 1	SECTOR 2	LAP TIME	MPH	DIFF	TIME OF DAY
1 -		53.605	2:49.453 (2)	63.07	10.525	13:54:53.570
2 -	***1:45.844***	53.084	***2:38.928 (1)***	***67.25***		***13:57:32.498***
3 -	1:59.545	***51.501***	2:51.046 (3)	62.48	12.118	14:00:23.544

P29 555 S Michael LAURENSON Kawasaki -
IDEAL LAP TIME : 2:42.441 BEST LAP TIME : 2:43.012 DIFFERENCE : 0.571

LAP	SECTOR 1	SECTOR 2	LAP TIME	MPH	DIFF	TIME OF DAY
1 -		***54.224***	2:53.383 (3)	61.64	10.371	13:54:57.500
2 -	***1:48.217***	54.795	***2:43.012 (1)***	***65.56***		***13:57:40.512***
3 -	1:49.712	54.797	2:44.509 (2)	64.96	1.497	14:00:25.021

Weather / Track : Cloudy / Dry

Snetterton
Circuit Length = 2.9689 miles
Start: 13:52 Flag 14:01 End: 14:03

BMCRC - MRO Championships 2016 - Rnd 4 @ Snetterton 300

ACU Team Green Junior Cup & Senior 300 Series

RACE 6 - SECTOR ANALYSIS

SECTOR 1 = FL to I1, SECTOR 2 = I1 to FL, DIFF = Difference To Personal Best Lap

P30 71 S Karie HENLY Kawasaki -

IDEAL LAP TIME : 2:45.108 BEST LAP TIME : 2:45.108 DIFFERENCE : 0.000

LAP	SECTOR 1	SECTOR 2	LAP TIME	MPH	DIFF	TIME OF DAY
1 -		56.194	2:58.784 **(3)**	59.78	13.676	13:55:02.901
2 -	1:50.589	55.867	2:46.456 **(2)**	64.20	1.348	13:57:49.357
3 -	***1:49.643***	***55.465***	***2:45.108*** **(1)**	***64.73***		***14:00:34.465***

P31 25 S Leon JONES Kawasaki -

IDEAL LAP TIME : 2:25.470 BEST LAP TIME : 2:25.802 DIFFERENCE : 0.332

LAP	SECTOR 1	SECTOR 2	LAP TIME	MPH	DIFF	TIME OF DAY
1 -		***48.297***	2:33.608	69.57	7.806	13:54:37.725
2 -	1:37.913	48.474	2:26.387 **(2)**	73.01	0.585	13:57:04.112
3 -	1:37.951	49.079	2:27.030 **(3)**	72.69	1.228	13:59:31.142
4 -	***1:37.173***	48.629	***2:25.802*** **(1)**	***73.30***		***14:01:56.944***

P32 4 J James DUTTON Kawasaki -

IDEAL LAP TIME : 2:24.471 BEST LAP TIME : 2:24.471 DIFFERENCE : 0.000

LAP	SECTOR 1	SECTOR 2	LAP TIME	MPH	DIFF	TIME OF DAY
1 -		49.055	2:36.099	68.46	11.628	13:54:40.216
2 -	1:37.981	48.475	2:26.456 **(3)**	72.97	1.985	13:57:06.672
3 -	1:37.662	48.300	2:25.962 **(2)**	73.22	1.491	13:59:32.634
4 -	***1:36.583***	***47.888***	***2:24.471*** **(1)**	***73.98***		***14:01:57.105***

P33 32 S Paul ROBSON Kawasaki - Cheffing Solutions

IDEAL LAP TIME : 2:25.326 BEST LAP TIME : 2:25.359 DIFFERENCE : 0.033

LAP	SECTOR 1	SECTOR 2	LAP TIME	MPH	DIFF	TIME OF DAY
1 -		48.877	2:35.652	68.66	10.293	13:54:39.769
2 -	1:37.987	48.284	2:26.271 **(3)**	73.07	0.912	13:57:06.040
3 -	1:37.992	***48.014***	2:26.006 **(2)**	73.20	0.647	13:59:32.046
4 -	***1:37.312***	48.047	***2:25.359*** **(1)**	***73.52***		***14:01:57.405***

Weather / Track : Cloudy / Dry

Snetterton
Circuit Length = 2.9689 miles
Start: 13:52 Flag 14:01 End: 14:03

BMCRC - MRO Championships 2016 - Rnd 4 @ Snetterton 300

ACU Team Green Junior Cup & Senior 300 Series

RACE 6 - BEST SECTORS

SECTOR 1				SECTOR 2				IDEAL / BEST COMPARISON					
POS	NO	NAME	TIME	NO	NAME	TIME		POS	NO	NAME	IDEAL	BEST	DIFF
										PERFECT LAP	2:16.394		
1	3	LAMBDEN	**1:31.353**	3	LAMBDEN	**45.041**		1	3	LAMBDEN	2:16.394	2:17.539	1.145
2	76	PINSON	**1:31.781**	26	HOPKINS	**45.156**		2	26	HOPKINS	2:17.033	2:17.497	0.464
3	26	HOPKINS	**1:31.877**	76	PINSON	**45.354**		3	76	PINSON	2:17.135	2:18.275	1.140
4	77	JORDAN	**1:32.773**	77	JORDAN	**45.569**		4	77	JORDAN	2:18.342	2:18.511	0.169
5	102	FARRER	**1:32.890**	102	FARRER	**45.714**		5	102	FARRER	2:18.604	2:19.031	0.427
6	50	BEHAL	**1:33.279**	50	BEHAL	**45.923**		6	50	BEHAL	2:19.202	2:19.672	0.470
7	93	ISAAC	**1:33.842**	126	HOPKINS	**45.965**		7	93	ISAAC	2:19.958	2:20.124	0.166
8	9	HAW	**1:34.061**	33	PAYNE	**45.991**		8	126	HOPKINS	2:20.340	2:20.340	0.000
9	13	HAWES	**1:34.292**	93	ISAAC	**46.116**		9	33	PAYNE	2:20.543	2:20.543	0.000
10	126	HOPKINS	**1:34.375**	13	HAWES	**46.626**		10	13	HAWES	2:20.918	2:21.608	0.690
11	33	PAYNE	**1:34.552**	73	JORDAN	**46.775**		11	9	HAW	2:20.931	2:22.215	1.284
12	82	HOLDSWORTH	**1:34.879**	9	HAW	**46.870**		12	82	HOLDSWORTH	2:21.859	2:22.099	0.240
13	37	CLEMONS	**1:35.130**	82	HOLDSWORTH	**46.980**		13	73	JORDAN	2:21.985	2:22.667	0.682
14	106	BYRNE	**1:35.154**	106	BYRNE	**46.995**		14	106	BYRNE	2:22.149	2:22.491	0.342
15	73	JORDAN	**1:35.210**	37	CLEMONS	**47.527**		15	37	CLEMONS	2:22.657	2:23.323	0.666
16	4	DUTTON	**1:36.583**	4	DUTTON	**47.888**		16	4	DUTTON	2:24.471	2:24.471	0.000
17	36	FOWLE	**1:36.894**	32	ROBSON	**48.014**		17	36	FOWLE	2:25.204	2:25.433	0.229
18	25	JONES	**1:37.173**	63	SMYTH	**48.276**		18	32	ROBSON	2:25.326	2:25.359	0.033
19	32	ROBSON	**1:37.312**	25	JONES	**48.297**		19	25	JONES	2:25.470	2:25.802	0.332
20	69	HALL	**1:37.485**	36	FOWLE	**48.310**		20	69	HALL	2:25.803	2:25.803	0.000
21	63	SMYTH	**1:38.827**	69	HALL	**48.318**		21	63	SMYTH	2:27.103	2:27.103	0.000
22	5	STEVENS	**1:38.923**	5	STEVENS	**48.538**		22	5	STEVENS	2:27.461	2:27.510	0.049
23	47	HILL	**1:39.739**	47	HILL	**48.884**		23	47	HILL	2:28.623	2:28.785	0.162
24	11	CLUNE	**1:40.345**	11	CLUNE	**48.916**		24	11	CLUNE	2:29.261	2:29.527	0.266
25	30	HOWELL	**1:42.171**	44	SUTCH	**50.835**		25	44	SUTCH	2:33.464	2:33.464	0.000
26	23	ELLIS	**1:42.468**	21	SADBERRY	**50.975**		26	21	SADBERRY	2:33.526	2:35.340	1.814
27	21	SADBERRY	**1:42.551**	23	ELLIS	**51.444**		27	23	ELLIS	2:33.912	2:34.811	0.899
28	44	SUTCH	**1:42.629**	17	HARRIS	**51.501**		28	30	HOWELL	2:33.928	2:35.779	1.851
29	7	SHARMAN	**1:42.900**	30	HOWELL	**51.757**		29	7	SHARMAN	2:35.220	2:35.749	0.529
30	17	HARRIS	**1:45.844**	7	SHARMAN	**52.320**		30	17	HARRIS	2:37.345	2:38.928	1.583
31	555	LAURENSON	**1:48.217**	45	HAWES	**53.578**		31	45	HAWES	2:42.372	2:43.669	1.297
32	45	HAWES	**1:48.794**	555	LAURENSON	**54.224**		32	555	LAURENSON	2:42.441	2:43.012	0.571
33	71	HENLY	**1:49.643**	71	HENLY	**55.465**		33	71	HENLY	2:45.108	2:45.108	0.000

Weather / Track : Cloudy / Dry

Snetterton
Circuit Length = 2.9689 miles
Start: 13:52 Flag 14:01 End: 14:03

Results can be found at www.tsl-timing.com

Printed - 14:09 Saturday, 28 May 2016

BMCRC - MRO Championships 2016 - Rnd 4 @ Snetterton 300

ACU Team Green Junior Cup & Senior 300 Series

RACE 16 - CLASSIFICATION

POS	NO	CL	PIC	NAME	ENTRY	LAPS	TIME	GAP	DIFF	MPH	BEST	ON
1	**76**	J	1	Elliot PINSON	Kawasaki - Mum, Dad, Gran & Grandad	**5**	11:38.126			76.54	**2:18.014**	4
2	**26**	J	2	Luke HOPKINS	Kawasaki - Mum - Zarra Hopkins	**5**	11:38.424	**0.298**	0.298	76.51	**2:18.257**	4
3	**102**	J	3	Charlie FARRER	Kawasaki -	**5**	11:45.890	**7.764**	7.466	75.70	**2:19.359**	2
4	**77**	S	1	Steve JORDAN	Kawasaki -	**5**	11:49.003	**10.877**	3.113	75.37	**2:19.787**	2
5	**126**	S	2	Gareth HOPKINS	Kawasaki - The Wife - Zarra Hopkins	**5**	11:55.783	**17.657**	6.780	74.66	**2:20.975**	5
6	**33**	J	4	Brandon PAYNE	Kawasaki - Mom & dad	**5**	11:58.713	**20.587**	2.930	74.35	**2:20.929**	5
7	**106**	J	5	Patrick BYRNE	Kawasaki - PKB RACING	**5**	11:59.112	**20.986**	0.399	74.31	**2:20.846**	4
8	**82**	J	6	Joe HOLDSWORTH	Kawasaki - tintwise.com	**5**	11:59.314	**21.188**	0.202	74.29	**2:21.137**	4
9	**93**	S	3	Monica ISAAC	Kawasaki - Fins Motorcycles & Blockade Services	**5**	12:00.251	**22.125**	0.937	74.19	**2:20.855**	4
10	**9**	S	4	Graham HAW	Kawasaki - Graham Haw Joinery	**5**	12:03.389	**25.263**	3.138	73.87	**2:22.128**	5
11	**13**	S	5	Ben HAWES	Kawasaki -	**5**	12:04.375	**26.249**	0.986	73.77	**2:22.566**	4
12	**37**	S	6	Craig CLEMONS	Kawasaki - Naomi	**5**	12:05.667	**27.541**	1.292	73.64	**2:22.425**	4
13	**73**	S	7	Sarah JORDAN	Kawasaki - Bernard Elliott Racing	**5**	12:06.220	**28.094**	0.553	73.58	**2:22.922**	5
14	**36**	J	7	Harry FOWLE	Kawasaki - A.Fowle Joinery	**5**	12:26.888	**48.762**	20.668	71.55	**2:26.854**	5
15	**5**	S	8	Matthew STEVENS	Kawasaki -	**5**	12:31.044	**52.918**	4.156	71.15	**2:27.837**	3
16	**69**	J	8	Connor HALL	Kawasaki - S & Y CERAMICS	**5**	12:33.147	**55.021**	2.103	70.95	**2:25.837**	5
17	**63**	S	9	Samuel SMYTH	Kawasaki -	**5**	12:34.138	**56.012**	0.991	70.86	**2:26.456**	5
18	**47**	S	10	Matt HILL	Kawasaki -	**5**	12:38.671	**1:00.545**	4.533	70.43	**2:28.057**	4
19	**11**	S	11	Colin CLUNE	Kawasaki -	**5**	12:42.965	**1:04.839**	4.294	70.04	**2:28.531**	5
20	**21**	J	9	Callum SADBERRY	Kawasaki -	**5**	12:56.781	**1:18.655**	13.816	68.79	**2:30.525**	5
21	**4**	J	10	James DUTTON	Kawasaki -	**5**	12:57.741	**1:19.615**	0.960	68.71	**2:31.286**	4
22	**23**	J	11	Joe ELLIS	Kawasaki -	**5**	12:58.443	**1:20.317**	0.702	68.65	**2:31.992**	5
23	**30**	S	12	Malcolm HOWELL	Kawasaki -	**5**	13:09.294	**1:31.168**	10.851	67.70	**2:32.715**	5
24	**7**	S	13	Michael SHARMAN	Kawasaki -	**5**	13:12.720	**1:34.594**	3.426	67.41	**2:35.121**	3
25	**44**	S	14	Duane SUTCH	Kawasaki - Kaaden Tuning	**5**	13:16.538	**1:38.412**	3.818	67.09	**2:34.725**	3
26	**17**	J	12	Jordan HARRIS	Kawasaki -	**5**	13:18.119	**1:39.993**	1.581	66.95	**2:32.148**	5
27	**45**	S	15	Steven HAWES	Kawasaki - Clare Foley	**5**	13:56.642	**2:18.516**	38.523	63.87	**2:45.060**	4
28	**71**	S	16	Karie HENLY	Kawasaki -	**5**	13:59.226	**2:21.100**	2.584	63.67	**2:43.765**	5
29	**555**	S	17	Michael LAURENSON	Kawasaki -	**5**	14:01.292	**2:23.166**	2.066	63.52	**2:45.484**	3
					NOT CLASSIFIED							
DNF	**50**	J		Aditya Singh BEHAL	Kawasaki - Titan Energy	**3**	7:05.883	**2 Laps**	2 Laps	75.28	**2:19.422**	3
DNF	**3**	J		Joey LAMBDEN	Kawasaki -	**1**	2:26.162	**4 Laps**	2 Laps	73.12	**2:26.162**	1
					FASTEST LAP							
	76	J		Elliot PINSON	Kawasaki - Mum, Dad, Gran & Grandad	**4**	2:18.014	77.44 mph		124.63 kph		
	77	S		Steve JORDAN	Kawasaki -	**2**	2:19.787	76.45 mph		123.05 kph		

Class J - 90% of Race Speed = 68.88 mph
Class S - 90% of Race Speed = 67.83 mph

Snetterton
Circuit Length = 2.9689 miles
Start: 17:10 Flag 17:22 End: 17:24

Weather / Track : Cloudy / Dry
These results are provisional until the conclusion of any judicial and technical matters.

Clerk Of Course :		Timekeeper :

Results can be found at www.tsl-timing.com

Printed - 17:25 Saturday, 28 May 2016

BMCRC - MRO Championships 2016 - Rnd 4 @ Snetterton 300

ACU Team Green Junior Cup & Senior 300 Series

RACE 16 - LAP CHART

LAP 1		@ 17:13:02.725	LAP 2		@ 17:15:21.312	LAP 3		@ 17:17:39.674	LAP 4		@ 17:19:57.847	LAP 5		@ 17:22:15.916
NO	BEHIND	LAP TIME	NO	BEHIND	LAP TIME	NO	BEHIND	LAP TIME	NO	BEHIND	LAP TIME	NO	BEHIND	LAP TIME
26		2:24.935	**26**		2:18.587	**26**		2:18.362	**76**		2:18.014	**76**		2:18.069
76	0.332	2:25.267	**76**	0.225	2:18.480	**76**	0.159	2:18.296	**26**	0.084	2:18.257	**26**	0.298	2:18.283
102	1.121	2:26.056	**102**	1.893	2:19.359	**50**	3.999	2:19.422	**102**	6.245	2:20.371	**102**	7.764	2:19.588
3	1.227	2:26.162	**50**	2.939	2:19.868	**102**	4.047	2:20.516	**77**	7.804	2:20.929	**77**	10.877	2:21.142
50	1.658	2:26.593	**77**	3.518	2:19.787	**77**	5.048	2:19.892	**126**	14.751	2:21.702	**126**	17.657	2:20.975
77	2.318	2:27.253	**126**	7.130	2:22.760	**126**	11.222	2:22.454	**106**	17.436	2:20.846	**33**	20.587	2:20.929
126	2.957	2:27.892	**106**	9.845	2:23.451	**33**	14.176	2:22.260	**82**	17.644	2:21.137	**106**	20.986	2:21.619
106	4.981	2:29.916	**82**	10.180	2:23.600	**82**	14.680	2:22.862	**33**	17.727	2:21.724	**82**	21.188	2:21.613
82	5.167	2:30.102	**33**	10.278	2:23.632	**106**	14.763	2:23.280	**93**	18.861	2:20.855	**93**	22.125	2:21.333
33	5.233	2:30.168	**93**	11.160	2:23.079	**93**	16.179	2:23.381	**9**	21.204	2:23.102	**9**	25.263	2:22.128
93	6.668	2:31.603	**9**	11.917	2:22.774	**9**	16.275	2:22.720	**13**	21.490	2:22.566	**13**	26.249	2:22.828
37	6.801	2:31.736	**37**	12.288	2:24.074	**13**	17.097	2:22.594	**37**	22.015	2:22.425	**37**	27.541	2:23.595
9	7.730	2:32.665	**13**	12.865	2:23.482	**37**	17.763	2:23.837	**73**	23.241	2:22.945	**73**	28.094	2:22.922
13	7.970	2:32.905	**73**	13.518	2:23.969	**73**	18.469	2:23.313	**36**	39.977	2:27.074	**36**	48.762	2:26.854
73	8.136	2:33.071	**36**	22.023	2:28.685	**36**	31.076	2:27.415	**5**	42.804	2:28.809	**5**	52.918	2:28.183
36	11.925	2:36.860	**5**	22.693	2:29.080	**5**	32.168	2:27.837	**69**	47.253	2:27.289	**69**	55.021	2:25.837
5	12.200	2:37.135	**47**	27.073	2:31.428	**69**	38.137	2:28.640	**63**	47.625	2:26.982	**63**	56.012	2:26.456
47	14.232	2:39.167	**69**	27.859	2:30.629	**63**	38.816	2:28.468	**47**	49.845	2:28.057	**47**	1:00.545	2:28.769
69	15.817	2:40.752	**63**	28.710	2:30.888	**47**	39.961	2:31.250	**11**	54.377	2:29.383	**11**	1:04.839	2:28.531
63	16.409	2:41.344	**11**	31.125	2:32.016	**11**	43.167	2:30.404	**4**	1:03.807	2:31.286	**21**	1:18.655	2:30.525
23	17.388	2:42.323	**23**	32.936	2:34.135	**4**	50.694	2:33.528	**21**	1:06.199	2:31.299	**4**	1:19.615	2:33.877
11	17.696	2:42.631	**4**	35.528	2:32.934	**23**	50.912	2:36.338	**23**	1:06.394	2:33.655	**23**	1:20.317	2:31.992
7	20.717	2:45.652	**7**	38.059	2:35.929	**21**	53.073	2:32.098	**44**	1:13.390	2:36.604	**30**	1:31.168	2:32.715
4	21.181	2:46.116	**44**	38.596	2:35.506	**7**	54.818	2:35.121	**7**	1:15.092	2:38.447	**7**	1:34.594	2:37.571
30	21.651	2:46.586	**30**	38.905	2:35.841	**44**	54.959	2:34.725	**30**	1:16.522	2:39.017	**44**	1:38.412	2:43.091
44	21.677	2:46.612	**21**	39.337	2:34.669	**30**	55.678	2:35.135	**17**	1:25.914	2:35.418	**17**	1:39.993	2:32.148
21	23.255	2:48.190	**17**	51.866	2:38.356	**17**	1:08.669	2:35.165	**45**	1:49.546	2:45.060	**45**	2:18.516	2:47.039
45	28.439	2:53.374	**45**	55.350	2:45.498	**45**	1:22.659	2:45.671	**555**	1:51.991	2:45.924	**71**	2:21.100	2:43.765
555	30.191	2:55.126	**555**	57.118	2:45.514	**555**	1:24.240	2:45.484	**71**	1:55.404	2:45.978	**555**	2:23.166	2:49.244
71	32.085	2:57.020	**71**	59.667	2:46.169	**71**	1:27.599	2:46.294						
17	32.097	2:57.032												

Weather / Track : Cloudy / Dry

Snetterton
Circuit Length = 2.9689 miles
Start: 17:10 Flag 17:22 End: 17:24

Results can be found at www.tsl-timing.com

Printed - 17:26 Saturday, 28 May 2016

BMCRC - MRO Championships 2016 - Rnd 4 @ Snetterton 300

ACU Team Green Junior Cup & Senior 300 Series

RACE 16 - SECTOR ANALYSIS

SECTOR 1 = FL to I1, SECTOR 2 = I1 to FL, DIFF = Difference To Personal Best Lap

P1 76 J Elliot PINSON Kawasaki - Mum, Dad, Gran & Grandad

IDEAL LAP TIME : 2:17.370 BEST LAP TIME : 2:18.014 DIFFERENCE : 0.644

LAP	SECTOR 1	SECTOR 2	LAP TIME	MPH	DIFF	TIME OF DAY
1 -		45.703	2:25.267	73.57	7.253	17:13:03.057
2 -	1:33.032	45.448	2:18.480	77.18	0.466	17:15:21.537
3 -	1:33.247	***45.049***	2:18.296 **(3)**	77.28	0.282	17:17:39.833
4 -	1:32.509	45.505	***2:18.014*** **(1)**	***77.44***		***17:19:57.847***
5 -	***1:32.321***	45.748	2:18.069 **(2)**	77.41	0.055	17:22:15.916

P2 26 J Luke HOPKINS Kawasaki - Mum - Zarra Hopkins

IDEAL LAP TIME : 2:17.385 BEST LAP TIME : 2:18.257 DIFFERENCE : 0.872

LAP	SECTOR 1	SECTOR 2	LAP TIME	MPH	DIFF	TIME OF DAY
1 -		45.519	2:24.935	73.74	6.678	17:13:02.725
2 -	1:33.189	45.398	2:18.587	77.12	0.330	17:15:21.312
3 -	1:33.094	***45.268***	2:18.362 **(3)**	77.24	0.105	17:17:39.674
4 -	1:32.560	45.697	***2:18.257*** **(1)**	***77.30***		***17:19:57.931***
5 -	***1:32.117***	46.166	2:18.283 **(2)**	77.29	0.026	17:22:16.214

P3 102 J Charlie FARRER Kawasaki -

IDEAL LAP TIME : 2:19.320 BEST LAP TIME : 2:19.359 DIFFERENCE : 0.039

LAP	SECTOR 1	SECTOR 2	LAP TIME	MPH	DIFF	TIME OF DAY
1 -		46.024	2:26.056	73.17	6.697	17:13:03.846
2 -	***1:33.389***	45.970	***2:19.359*** **(1)**	***76.69***		***17:15:23.205***
3 -	1:34.069	46.447	2:20.516	76.06	1.157	17:17:43.721
4 -	1:34.129	46.242	2:20.371 **(3)**	76.14	1.012	17:20:04.092
5 -	1:33.657	***45.931***	2:19.588 **(2)**	76.56	0.229	17:22:23.680

P4 77 S Steve JORDAN Kawasaki -

IDEAL LAP TIME : 2:19.523 BEST LAP TIME : 2:19.787 DIFFERENCE : 0.264

LAP	SECTOR 1	SECTOR 2	LAP TIME	MPH	DIFF	TIME OF DAY
1 -		46.542	2:27.253	72.58	7.466	17:13:05.043
2 -	***1:33.633***	46.154	***2:19.787*** **(1)**	***76.45***		***17:15:24.830***
3 -	1:34.002	***45.890***	2:19.892 **(2)**	76.40	0.105	17:17:44.722
4 -	1:34.790	46.139	2:20.929 **(3)**	75.84	1.142	17:20:05.651
5 -	1:34.500	46.642	2:21.142	75.72	1.355	17:22:26.793

P5 126 S Gareth HOPKINS Kawasaki - The Wife - Zarra Hopkins

IDEAL LAP TIME : 2:20.975 BEST LAP TIME : 2:20.975 DIFFERENCE : 0.000

LAP	SECTOR 1	SECTOR 2	LAP TIME	MPH	DIFF	TIME OF DAY
1 -		46.233	2:27.892	72.26	6.917	17:13:05.682
2 -	1:35.989	46.771	2:22.760	74.86	1.785	17:15:28.442
3 -	1:35.767	46.687	2:22.454 **(3)**	75.02	1.479	17:17:50.896
4 -	1:35.290	46.412	2:21.702 **(2)**	75.42	0.727	17:20:12.598
5 -	***1:34.834***	***46.141***	***2:20.975*** **(1)**	***75.81***		***17:22:33.573***

P6 33 J Brandon PAYNE Kawasaki - Mom & dad

IDEAL LAP TIME : 2:20.596 BEST LAP TIME : 2:20.929 DIFFERENCE : 0.333

LAP	SECTOR 1	SECTOR 2	LAP TIME	MPH	DIFF	TIME OF DAY
1 -		47.589	2:30.168	71.17	9.239	17:13:07.958
2 -	1:36.314	47.318	2:23.632	74.41	2.703	17:15:31.590
3 -	1:35.889	***46.371***	2:22.260 **(3)**	75.13	1.331	17:17:53.850
4 -	1:35.085	46.639	2:21.724 **(2)**	75.41	0.795	17:20:15.574
5 -	***1:34.225***	46.704	***2:20.929*** **(1)**	***75.84***		***17:22:36.503***

P7 106 J Patrick BYRNE Kawasaki - PKB RACING

IDEAL LAP TIME : 2:20.787 BEST LAP TIME : 2:20.846 DIFFERENCE : 0.059

LAP	SECTOR 1	SECTOR 2	LAP TIME	MPH	DIFF	TIME OF DAY

Weather / Track : Cloudy / Dry

Snetterton
Circuit Length = 2.9689 miles
Start: 17:10 Flag 17:22 End: 17:24

BMCRC - MRO Championships 2016 - Rnd 4 @ Snetterton 300

ACU Team Green Junior Cup & Senior 300 Series

RACE 16 - SECTOR ANALYSIS

SECTOR 1 = FL to I1, SECTOR 2 = I1 to FL, DIFF = Difference To Personal Best Lap

1 -		47.500	2:29.916		71.29	9.070	17:13:07.706
2 -	1:36.251	47.200	2:23.451		74.50	2.605	17:15:31.157
3 -	1:36.445	46.835	2:23.280	(3)	74.59	2.434	17:17:54.437
4 -	***1:34.073***	46.773	***2:20.846***	**(1)**	***75.88***		***17:20:15.283***
5 -	1:34.905	***46.714***	2:21.619	**(2)**	75.47	0.773	17:22:36.902

P8 82 J Joe HOLDSWORTH Kawasaki - tintwise.com

IDEAL LAP TIME : 2:21.031 BEST LAP TIME : 2:21.137 DIFFERENCE : 0.106

LAP	SECTOR 1	SECTOR 2	LAP TIME		MPH	DIFF	TIME OF DAY
1 -		47.694	2:30.102		71.20	8.965	17:13:07.892
2 -	1:36.260	47.340	2:23.600		74.42	2.463	17:15:31.492
3 -	1:36.115	***46.747***	2:22.862	**(3)**	74.81	1.725	17:17:54.354
4 -	***1:34.284***	46.853	***2:21.137***	**(1)**	***75.72***		***17:20:15.491***
5 -	1:34.309	47.304	2:21.613	**(2)**	75.47	0.476	17:22:37.104

P9 93 S Monica ISAAC Kawasaki - Fins Motorcycles & Blockade Services

IDEAL LAP TIME : 2:20.855 BEST LAP TIME : 2:20.855 DIFFERENCE : 0.000

LAP	SECTOR 1	SECTOR 2	LAP TIME		MPH	DIFF	TIME OF DAY
1 -		47.486	2:31.603		70.50	10.748	17:13:09.393
2 -	1:36.362	46.717	2:23.079	**(3)**	74.70	2.224	17:15:32.472
3 -	1:36.195	47.186	2:23.381		74.54	2.526	17:17:55.853
4 -	***1:34.309***	***46.546***	***2:20.855***	**(1)**	***75.88***		***17:20:16.708***
5 -	1:34.322	47.011	2:21.333	**(2)**	75.62	0.478	17:22:38.041

P10 9 S Graham HAW Kawasaki - Graham Haw Joinery

IDEAL LAP TIME : 2:21.707 BEST LAP TIME : 2:22.128 DIFFERENCE : 0.421

LAP	SECTOR 1	SECTOR 2	LAP TIME		MPH	DIFF	TIME OF DAY
1 -		48.390	2:32.665		70.00	10.537	17:13:10.455
2 -	1:35.691	***47.083***	2:22.774	**(3)**	74.86	0.646	17:15:33.229
3 -	1:35.034	47.686	2:22.720	**(2)**	74.88	0.592	17:17:55.949
4 -	1:35.566	47.536	2:23.102		74.68	0.974	17:20:19.051
5 -	***1:34.624***	47.504	***2:22.128***	**(1)**	***75.20***		***17:22:41.179***

P11 13 S Ben HAWES Kawasaki -

IDEAL LAP TIME : 2:21.801 BEST LAP TIME : 2:22.566 DIFFERENCE : 0.765

LAP	SECTOR 1	SECTOR 2	LAP TIME		MPH	DIFF	TIME OF DAY
1 -		47.942	2:32.905		69.90	10.339	17:13:10.695
2 -	1:36.164	47.318	2:23.482		74.49	0.916	17:15:34.177
3 -	1:36.145	***46.449***	2:22.594	**(2)**	74.95	0.028	17:17:56.771
4 -	***1:35.352***	47.214	***2:22.566***	**(1)**	***74.96***		***17:20:19.337***
5 -	1:35.982	46.846	2:22.828	**(3)**	74.83	0.262	17:22:42.165

P12 37 S Craig CLEMONS Kawasaki - Naomi

IDEAL LAP TIME : 2:22.344 BEST LAP TIME : 2:22.425 DIFFERENCE : 0.081

LAP	SECTOR 1	SECTOR 2	LAP TIME		MPH	DIFF	TIME OF DAY
1 -		47.641	2:31.736		70.43	9.311	17:13:09.526
2 -	1:36.844	47.230	2:24.074		74.18	1.649	17:15:33.600
3 -	1:36.939	46.898	2:23.837	**(3)**	74.30	1.412	17:17:57.437
4 -	1:35.704	***46.721***	***2:22.425***	**(1)**	***75.04***		***17:20:19.862***
5 -	***1:35.623***	47.972	2:23.595	**(2)**	74.43	1.170	17:22:43.457

P13 73 S Sarah JORDAN Kawasaki - Bernard Elliott Racing

IDEAL LAP TIME : 2:22.767 BEST LAP TIME : 2:22.922 DIFFERENCE : 0.155

LAP	SECTOR 1	SECTOR 2	LAP TIME		MPH	DIFF	TIME OF DAY
1 -		47.640	2:33.071		69.82	10.149	17:13:10.861
2 -	1:36.438	47.531	2:23.969		74.23	1.047	17:15:34.830
3 -	1:36.222	***47.091***	2:23.313	**(3)**	74.57	0.391	17:17:58.143
4 -	***1:35.676***	47.269	2:22.945	**(2)**	74.77	0.023	17:20:21.088

Weather / Track : Cloudy / Dry

Snetterton
Circuit Length = 2.9689 miles
Start: 17:10 Flag 17:22 End: 17:24

BMCRC - MRO Championships 2016 - Rnd 4 @ Snetterton 300

ACU Team Green Junior Cup & Senior 300 Series

RACE 16 - SECTOR ANALYSIS

SECTOR 1 = FL to I1, SECTOR 2 = I1 to FL, DIFF = Difference To Personal Best Lap

5 -	1:35.681	47.241	***2:22.922***	***(1)***	***74.78***	***17:22:44.010***

P14 36 J Harry FOWLE Kawasaki - A.Fowle Joinery

IDEAL LAP TIME : 2:26.664 BEST LAP TIME : 2:26.854 DIFFERENCE : 0.190

LAP	SECTOR 1	SECTOR 2	LAP TIME		MPH	DIFF	TIME OF DAY
1 -		49.729	2:36.860		68.13	10.006	17:13:14.650
2 -	1:40.033	***48.652***	2:28.685		71.88	1.831	17:15:43.335
3 -	1:38.329	49.086	2:27.415	**(3)**	72.50	0.561	17:18:10.750
4 -	1:38.197	48.877	2:27.074	**(2)**	72.67	0.220	17:20:37.824
5 -	***1:38.012***	48.842	***2:26.854***	***(1)***	***72.78***		***17:23:04.678***

P15 5 S Matthew STEVENS Kawasaki -

IDEAL LAP TIME : 2:27.730 BEST LAP TIME : 2:27.837 DIFFERENCE : 0.107

LAP	SECTOR 1	SECTOR 2	LAP TIME		MPH	DIFF	TIME OF DAY
1 -		49.512	2:37.135		68.01	9.298	17:13:14.925
2 -	1:39.921	49.159	2:29.080		71.69	1.243	17:15:44.005
3 -	***1:39.195***	48.642	***2:27.837***	***(1)***	***72.29***		***17:18:11.842***
4 -	1:40.055	48.754	2:28.809	**(3)**	71.82	0.972	17:20:40.651
5 -	1:39.648	***48.535***	2:28.183	**(2)**	72.12	0.346	17:23:08.834

P16 69 J Connor HALL Kawasaki - S & Y CERAMICS

IDEAL LAP TIME : 2:25.837 BEST LAP TIME : 2:25.837 DIFFERENCE : 0.000

LAP	SECTOR 1	SECTOR 2	LAP TIME		MPH	DIFF	TIME OF DAY
1 -		49.971	2:40.752		66.48	14.915	17:13:18.542
2 -	1:40.592	50.037	2:30.629		70.95	4.792	17:15:49.171
3 -	1:39.331	49.309	2:28.640	**(3)**	71.90	2.803	17:18:17.811
4 -	1:38.663	48.626	2:27.289	**(2)**	72.56	1.452	17:20:45.100
5 -	***1:37.777***	***48.060***	***2:25.837***	***(1)***	***73.28***		***17:23:10.937***

P17 63 S Samuel SMYTH Kawasaki -

IDEAL LAP TIME : 2:26.456 BEST LAP TIME : 2:26.456 DIFFERENCE : 0.000

LAP	SECTOR 1	SECTOR 2	LAP TIME		MPH	DIFF	TIME OF DAY
1 -		50.451	2:41.344		66.24	14.888	17:13:19.134
2 -	1:41.070	49.818	2:30.888		70.83	4.432	17:15:50.022
3 -	1:40.310	48.158	2:28.468	**(3)**	71.98	2.012	17:18:18.490
4 -	1:38.864	48.118	2:26.982	**(2)**	72.71	0.526	17:20:45.472
5 -	***1:38.678***	***47.778***	***2:26.456***	***(1)***	***72.97***		***17:23:11.928***

P18 47 S Matt HILL Kawasaki -

IDEAL LAP TIME : 2:28.057 BEST LAP TIME : 2:28.057 DIFFERENCE : 0.000

LAP	SECTOR 1	SECTOR 2	LAP TIME		MPH	DIFF	TIME OF DAY
1 -		50.614	2:39.167		67.15	11.110	17:13:16.957
2 -	1:41.673	49.755	2:31.428		70.58	3.371	17:15:48.385
3 -	1:41.975	49.275	2:31.250	**(3)**	70.66	3.193	17:18:19.635
4 -	***1:39.071***	***48.986***	***2:28.057***	***(1)***	***72.18***		***17:20:47.692***
5 -	1:39.179	49.590	2:28.769	**(2)**	71.84	0.712	17:23:16.461

P19 11 S Colin CLUNE Kawasaki -

IDEAL LAP TIME : 2:28.387 BEST LAP TIME : 2:28.531 DIFFERENCE : 0.144

LAP	SECTOR 1	SECTOR 2	LAP TIME		MPH	DIFF	TIME OF DAY
1 -		***48.986***	2:42.631		65.71	14.100	17:13:20.421
2 -	1:41.334	50.682	2:32.016		70.30	3.485	17:15:52.437
3 -	1:40.599	49.805	2:30.404	**(3)**	71.06	1.873	17:18:22.841
4 -	1:40.064	49.319	2:29.383	**(2)**	71.54	0.852	17:20:52.224
5 -	***1:39.401***	49.130	***2:28.531***	***(1)***	***71.95***		***17:23:20.755***

Weather / Track : Cloudy / Dry

Snetterton
Circuit Length = 2.9689 miles
Start: 17:10 Flag 17:22 End: 17:24

BMCRC - MRO Championships 2016 - Rnd 4 @ Snetterton 300

ACU Team Green Junior Cup & Senior 300 Series

RACE 16 - SECTOR ANALYSIS

SECTOR 1 = FL to I1, SECTOR 2 = I1 to FL, DIFF = Difference To Personal Best Lap

P20 21 J Callum SADBERRY Kawasaki -

IDEAL LAP TIME : 2:30.327 BEST LAP TIME : 2:30.525 DIFFERENCE : 0.198

LAP	SECTOR 1	SECTOR 2	LAP TIME	MPH	DIFF	TIME OF DAY
1 -		51.735	2:48.190	63.54	17.665	17:13:25.980
2 -	1:43.904	50.765	2:34.669	69.10	4.144	17:16:00.649
3 -	1:42.032	***50.066***	2:32.098 **(3)**	70.27	1.573	17:18:32.747
4 -	1:40.928	50.371	2:31.299 **(2)**	70.64	0.774	17:21:04.046
5 -	***1:40.261***	50.264	***2:30.525*** **(1)**	***71.00***		***17:23:34.571***

P21 4 J James DUTTON Kawasaki -

IDEAL LAP TIME : 2:30.516 BEST LAP TIME : 2:31.286 DIFFERENCE : 0.770

LAP	SECTOR 1	SECTOR 2	LAP TIME	MPH	DIFF	TIME OF DAY
1 -		51.020	2:46.116	64.34	14.830	17:13:23.906
2 -	1:43.477	***49.457***	2:32.934 **(2)**	69.88	1.648	17:15:56.840
3 -	1:42.264	51.264	2:33.528 **(3)**	69.61	2.242	17:18:30.368
4 -	***1:41.059***	50.227	***2:31.286*** **(1)**	***70.64***		***17:21:01.654***
5 -	1:42.245	51.632	2:33.877	69.45	2.591	17:23:35.531

P22 23 J Joe ELLIS Kawasaki -

IDEAL LAP TIME : 2:31.324 BEST LAP TIME : 2:31.992 DIFFERENCE : 0.668

LAP	SECTOR 1	SECTOR 2	LAP TIME	MPH	DIFF	TIME OF DAY
1 -		52.373	2:42.323	65.84	10.331	17:13:20.113
2 -	1:43.277	***50.858***	2:34.135 **(3)**	69.34	2.143	17:15:54.248
3 -	1:44.339	51.999	2:36.338	68.36	4.346	17:18:30.586
4 -	1:42.516	51.139	2:33.655 **(2)**	69.55	1.663	17:21:04.241
5 -	***1:40.466***	51.526	***2:31.992*** **(1)**	***70.32***		***17:23:36.233***

P23 30 S Malcolm HOWELL Kawasaki -

IDEAL LAP TIME : 2:32.715 BEST LAP TIME : 2:32.715 DIFFERENCE : 0.000

LAP	SECTOR 1	SECTOR 2	LAP TIME	MPH	DIFF	TIME OF DAY
1 -		51.918	2:46.586	64.15	13.871	17:13:24.376
2 -	1:43.992	51.849	2:35.841 **(3)**	68.58	3.126	17:16:00.217
3 -	1:44.020	51.115	2:35.135 **(2)**	68.89	2.420	17:18:35.352
4 -	1:42.975	56.042	2:39.017	67.21	6.302	17:21:14.369
5 -	***1:41.921***	***50.794***	***2:32.715*** **(1)**	***69.98***		***17:23:47.084***

P24 7 S Michael SHARMAN Kawasaki -

IDEAL LAP TIME : 2:34.803 BEST LAP TIME : 2:35.121 DIFFERENCE : 0.318

LAP	SECTOR 1	SECTOR 2	LAP TIME	MPH	DIFF	TIME OF DAY
1 -		51.988	2:45.652	64.52	10.531	17:13:23.442
2 -	1:43.928	52.001	2:35.929 **(2)**	68.54	0.808	17:15:59.371
3 -	1:43.538	***51.583***	***2:35.121*** **(1)**	***68.90***		***17:18:34.492***
4 -	***1:43.220***	55.227	2:38.447	67.45	3.326	17:21:12.939
5 -	1:45.003	52.568	2:37.571 **(3)**	67.83	2.450	17:23:50.510

P25 44 S Duane SUTCH Kawasaki - Kaaden Tuning

IDEAL LAP TIME : 2:34.249 BEST LAP TIME : 2:34.725 DIFFERENCE : 0.476

LAP	SECTOR 1	SECTOR 2	LAP TIME	MPH	DIFF	TIME OF DAY
1 -		51.377	2:46.612	64.14	11.887	17:13:24.402
2 -	1:43.517	51.989	2:35.506 **(2)**	68.73	0.781	17:15:59.908
3 -	1:43.793	***50.932***	***2:34.725*** **(1)**	***69.07***		***17:18:34.633***
4 -	***1:43.317***	53.287	2:36.604 **(3)**	68.24	1.879	17:21:11.237
5 -	1:51.171	51.920	2:43.091	65.53	8.366	17:23:54.328

P26 17 J Jordan HARRIS Kawasaki -

IDEAL LAP TIME : 2:32.148 BEST LAP TIME : 2:32.148 DIFFERENCE : 0.000

LAP	SECTOR 1	SECTOR 2	LAP TIME	MPH	DIFF	TIME OF DAY

Weather / Track : Cloudy / Dry

Snetterton
Circuit Length = 2.9689 miles
Start: 17:10 Flag 17:22 End: 17:24

BMCRC - MRO Championships 2016 - Rnd 4 @ Snetterton 300

ACU Team Green Junior Cup & Senior 300 Series

RACE 16 - SECTOR ANALYSIS

SECTOR 1 = FL to I1, SECTOR 2 = I1 to FL, DIFF = Difference To Personal Best Lap

1 -		54.900	2:57.032		60.37	24.884	17:13:34.822
2 -	1:46.535	51.821	2:38.356		67.49	6.208	17:16:13.178
3 -	1:43.635	51.530	2:35.165	(2)	68.88	3.017	17:18:48.343
4 -	1:44.345	51.073	2:35.418	(3)	68.76	3.270	17:21:23.761
5 -	***1:42.127***	***50.021***	***2:32.148***	**(1)**	***70.24***		***17:23:55.909***

P27 45 S Steven HAWES Kawasaki - Clare Foley

IDEAL LAP TIME : 2:44.835 BEST LAP TIME : 2:45.060 DIFFERENCE : 0.225

LAP	SECTOR 1	SECTOR 2	LAP TIME		MPH	DIFF	TIME OF DAY
1 -		54.722	2:53.374		61.64	8.314	17:13:31.164
2 -	***1:50.457***	55.041	2:45.498	(2)	64.58	0.438	17:16:16.662
3 -	1:51.293	***54.378***	2:45.671	(3)	64.51	0.611	17:19:02.333
4 -	1:50.461	54.599	***2:45.060***	**(1)**	***64.75***		***17:21:47.393***
5 -	1:52.202	54.837	2:47.039		63.98	1.979	17:24:34.432

P28 71 S Karie HENLY Kawasaki -

IDEAL LAP TIME : 2:43.739 BEST LAP TIME : 2:43.765 DIFFERENCE : 0.026

LAP	SECTOR 1	SECTOR 2	LAP TIME		MPH	DIFF	TIME OF DAY
1 -		***55.491***	2:57.020		60.37	13.255	17:13:34.810
2 -	1:50.623	55.546	2:46.169	(3)	64.32	2.404	17:16:20.979
3 -	1:49.832	56.462	2:46.294		64.27	2.529	17:19:07.273
4 -	1:50.127	55.851	2:45.978	(2)	64.39	2.213	17:21:53.251
5 -	***1:48.248***	55.517	***2:43.765***	**(1)**	***65.26***		***17:24:37.016***

P29 555 S Michael LAURENSON Kawasaki -

IDEAL LAP TIME : 2:43.533 BEST LAP TIME : 2:45.484 DIFFERENCE : 1.951

LAP	SECTOR 1	SECTOR 2	LAP TIME		MPH	DIFF	TIME OF DAY
1 -		54.982	2:55.126		61.03	9.642	17:13:32.916
2 -	1:51.557	***53.957***	2:45.514	(2)	64.57	0.030	17:16:18.430
3 -	***1:49.576***	55.908	***2:45.484***	**(1)**	***64.58***		***17:19:03.914***
4 -	1:49.692	56.232	2:45.924	(3)	64.41	0.440	17:21:49.838
5 -	1:49.696	59.548	2:49.244		63.15	3.760	17:24:39.082

P30 50 J Aditya Singh BEHAL Kawasaki - Titan Energy

IDEAL LAP TIME : 2:19.422 BEST LAP TIME : 2:19.422 DIFFERENCE : 0.000

LAP	SECTOR 1	SECTOR 2	LAP TIME		MPH	DIFF	TIME OF DAY
1 -		45.977	2:26.593	(3)	72.90	7.171	17:13:04.383
2 -	1:34.034	45.834	2:19.868	(2)	76.41	0.446	17:15:24.251
3 -	***1:34.009***	***45.413***	***2:19.422***	**(1)**	***76.65***		***17:17:43.673***

P31 3 J Joey LAMBDEN Kawasaki -

IDEAL LAP TIME : BEST LAP TIME : 2:26.162 DIFFERENCE :

LAP	SECTOR 1	SECTOR 2	LAP TIME		MPH	DIFF	TIME OF DAY
1 -		***45.864***	***2:26.162***	**(1)**	***73.12***		***17:13:03.952***

Weather / Track : Cloudy / Dry

Snetterton
Circuit Length = 2.9689 miles
Start: 17:10 Flag 17:22 End: 17:24

BMCRC - MRO Championships 2016 - Rnd 4 @ Snetterton 300

ACU Team Green Junior Cup & Senior 300 Series

RACE 16 - BEST SECTORS

SECTOR 1				SECTOR 2				IDEAL / BEST COMPARISON					
POS	NO	NAME	TIME	NO	NAME	TIME		POS	NO	NAME	IDEAL	BEST	DIFF
										PERFECT LAP	2:17.166		
1	26	HOPKINS	**1:32.117**	76	PINSON	**45.049**		1	76	PINSON	2:17.370	2:18.014	0.644
2	76	PINSON	**1:32.321**	26	HOPKINS	**45.268**		2	26	HOPKINS	2:17.385	2:18.257	0.872
3	102	FARRER	**1:33.389**	50	BEHAL	**45.413**		3	102	FARRER	2:19.320	2:19.359	0.039
4	77	JORDAN	**1:33.633**	3	LAMBDEN	**45.864**		4	50	BEHAL	2:19.422	2:19.422	0.000
5	50	BEHAL	**1:34.009**	77	JORDAN	**45.890**		5	77	JORDAN	2:19.523	2:19.787	0.264
6	106	BYRNE	**1:34.073**	102	FARRER	**45.931**		6	33	PAYNE	2:20.596	2:20.929	0.333
7	33	PAYNE	**1:34.225**	126	HOPKINS	**46.141**		7	106	BYRNE	2:20.787	2:20.846	0.059
8	82	HOLDSWORTH	**1:34.284**	33	PAYNE	**46.371**		8	93	ISAAC	2:20.855	2:20.855	0.000
9	93	ISAAC	**1:34.309**	13	HAWES	**46.449**		9	126	HOPKINS	2:20.975	2:20.975	0.000
10	9	HAW	**1:34.624**	93	ISAAC	**46.546**		10	82	HOLDSWORTH	2:21.031	2:21.137	0.106
11	126	HOPKINS	**1:34.834**	106	BYRNE	**46.714**		11	9	HAW	2:21.707	2:22.128	0.421
12	13	HAWES	**1:35.352**	37	CLEMONS	**46.721**		12	13	HAWES	2:21.801	2:22.566	0.765
13	37	CLEMONS	**1:35.623**	82	HOLDSWORTH	**46.747**		13	37	CLEMONS	2:22.344	2:22.425	0.081
14	73	JORDAN	**1:35.676**	9	HAW	**47.083**		14	73	JORDAN	2:22.767	2:22.922	0.155
15	69	HALL	**1:37.777**	73	JORDAN	**47.091**		15	69	HALL	2:25.837	2:25.837	0.000
16	36	FOWLE	**1:38.012**	63	SMYTH	**47.778**		16	63	SMYTH	2:26.456	2:26.456	0.000
17	63	SMYTH	**1:38.678**	69	HALL	**48.060**		17	36	FOWLE	2:26.664	2:26.854	0.190
18	47	HILL	**1:39.071**	5	STEVENS	**48.535**		18	5	STEVENS	2:27.730	2:27.837	0.107
19	5	STEVENS	**1:39.195**	36	FOWLE	**48.652**		19	47	HILL	2:28.057	2:28.057	0.000
20	11	CLUNE	**1:39.401**	11	CLUNE	**48.986**		20	11	CLUNE	2:28.387	2:28.531	0.144
21	21	SADBERRY	**1:40.261**	47	HILL	**48.986**		21	21	SADBERRY	2:30.327	2:30.525	0.198
22	23	ELLIS	**1:40.466**	4	DUTTON	**49.457**		22	4	DUTTON	2:30.516	2:31.286	0.770
23	4	DUTTON	**1:41.059**	17	HARRIS	**50.021**		23	23	ELLIS	2:31.324	2:31.992	0.668
24	30	HOWELL	**1:41.921**	21	SADBERRY	**50.066**		24	17	HARRIS	2:32.148	2:32.148	0.000
25	17	HARRIS	**1:42.127**	30	HOWELL	**50.794**		25	30	HOWELL	2:32.715	2:32.715	0.000
26	7	SHARMAN	**1:43.220**	23	ELLIS	**50.858**		26	44	SUTCH	2:34.249	2:34.725	0.476
27	44	SUTCH	**1:43.317**	44	SUTCH	**50.932**		27	7	SHARMAN	2:34.803	2:35.121	0.318
28	71	HENLY	**1:48.248**	7	SHARMAN	**51.583**		28	555	LAURENSON	2:43.533	2:45.484	1.951
29	555	LAURENSON	**1:49.576**	555	LAURENSON	**53.957**		29	71	HENLY	2:43.739	2:43.765	0.026
30	45	HAWES	**1:50.457**	45	HAWES	**54.378**		30	45	HAWES	2:44.835	2:45.060	0.225
31				71	HENLY	**55.491**		31	3	LAMBDEN		2:26.162	

Weather / Track : Cloudy / Dry

Snetterton
Circuit Length = 2.9689 miles
Start: 17:10 Flag 17:22 End: 17:24

Results can be found at www.tsl-timing.com

Printed - 17:26 Saturday, 28 May 2016

BMCRC - MRO Championships 2016 - Rnd 4 @ Snetterton 300

ACU Team Green Junior Cup & Senior 300 Series

RACE 6 - CLASSIFICATION

POS	NO	CL	PIC	NAME	ENTRY	LAPS	TIME	GAP	DIFF	MPH	BEST	ON
1	**76**	J	1	Elliot PINSON	Kawasaki - Mum, Dad, Gran & Grandad	**6**	13:57.321			76.58	**2:18.163**	3
2	**102**	J	2	Charlie FARRER	Kawasaki -	**6**	14:12.620	**15.299**	15.299	75.21	**2:18.858**	6
3	**106**	J	3	Patrick BYRNE	Kawasaki - PKB RACING	**6**	14:12.997	**15.676**	0.377	75.18	**2:19.347**	6
4	**3**	J	4	Joey LAMBDEN	Kawasaki -	**6**	14:13.103	**15.782**	0.106	75.17	**2:16.868**	6
5	**33**	J	5	Brandon PAYNE	Kawasaki - Mom & dad	**6**	14:16.616	**19.295**	3.513	74.86	**2:19.759**	6
6	**77**	S	1	Steve JORDAN	Kawasaki -	**6**	14:20.274	**22.953**	3.658	74.54	**2:19.971**	6
7	**13**	S	2	Ben HAWES	Kawasaki -	**6**	14:25.333	**28.012**	5.059	74.10	**2:20.495**	2
8	**93**	S	3	Monica ISAAC	Kawasaki - Fins Motorcycles & Blockade Services	**6**	14:26.806	**29.485**	1.473	73.98	**2:21.609**	6
9	**50**	J	6	Aditya Singh BEHAL	Kawasaki - Titan Energy	**6**	14:29.677	**32.356**	2.871	73.73	**2:21.926**	5
10	**9**	S	4	Graham HAW	Kawasaki - Graham Haw Joinery	**6**	14:33.419	**36.098**	3.742	73.42	**2:23.480**	4
11	**73**	S	5	Sarah JORDAN	Kawasaki - Bernard Elliott Racing	**6**	14:34.197	**36.876**	0.778	73.35	**2:23.312**	5
12	**69**	J	7	Connor HALL	Kawasaki - S & Y CERAMICS	**6**	14:35.588	**38.267**	1.391	73.24	**2:23.430**	4
13	**36**	J	8	Harry FOWLE	Kawasaki - A.Fowle Joinery	**6**	14:47.220	**49.899**	11.632	72.28	**2:25.119**	4
14	**5**	S	6	Matthew STEVENS	Kawasaki -	**6**	14:55.723	**58.402**	8.503	71.59	**2:26.093**	6
15	**63 ***	S	7	Samuel SMYTH	Kawasaki -	**6**	14:56.612	**59.291**	0.889	71.52	**2:27.362**	6
16	**47**	S	8	Matt HILL	Kawasaki -	**6**	14:59.456	**1:02.135**	2.844	71.29	**2:27.604**	3
17	**11**	S	9	Colin CLUNE	Kawasaki -	**6**	15:04.930	**1:07.609**	5.474	70.86	**2:28.789**	4
18	**32**	S	10	Paul ROBSON	Kawasaki - Cheffing Solutions	**6**	15:15.427	**1:18.106**	10.497	70.05	**2:29.160**	2
19	**23**	J	9	Joe ELLIS	Kawasaki -	**6**	15:18.504	**1:21.183**	3.077	69.81	**2:28.947**	6
20	**17**	J	10	Jordan HARRIS	Kawasaki -	**6**	15:23.014	**1:25.693**	4.510	69.47	**2:30.432**	4
21	**7**	S	11	Michael SHARMAN	Kawasaki -	**6**	15:37.738	**1:40.417**	14.724	68.38	**2:33.135**	6
22	**21**	J	11	Callum SADBERRY	Kawasaki -	**6**	15:41.980	**1:44.659**	4.242	68.07	**2:33.187**	6
23	**45**	S	12	Steven HAWES	Kawasaki - Clare Foley	**6**	15:42.200	**1:44.879**	0.220	68.06	**2:33.508**	5
24	**30**	S	13	Malcolm HOWELL	Kawasaki -	**6**	15:43.092	**1:45.771**	0.892	67.99	**2:33.636**	6
25	**44**	S	14	Duane SUTCH	Kawasaki - Kaaden Tuning	**6**	15:43.635	**1:46.314**	0.543	67.95	**2:32.760**	6
26	**555**	S	15	Michael LAURENSON	Kawasaki -	**5**	13:55.673	**1 Lap**	1 Lap	63.94	**2:43.239**	5
27	**71**	S	16	Karie HENLY	Kawasaki -	**5**	13:57.501	**1 Lap**	1.828	63.80	**2:43.105**	5
					NOT CLASSIFIED							
DNF	**26**	J		Luke HOPKINS	Kawasaki - Mum - Zarra Hopkins	**5**	11:37.577	**1 Lap**		76.60	**2:17.741**	4
DNF	**82**	J		Joe HOLDSWORTH	Kawasaki - tintwise.com	**4**	9:37.312	**2 Laps**	1 Lap	74.05	**2:22.126**	4
DNF	**126**	S		Gareth HOPKINS	Kawasaki - The Wife - Zarra Hopkins	**0**						
DNF	**37**	S		Craig CLEMONS	Kawasaki - Naomi	**0**						

FASTEST LAP

3	J	Joey LAMBDEN	Kawasaki -	**6**	2:16.868	78.09 mph	125.67 kph
77	S	Steve JORDAN	Kawasaki -	**6**	2:19.971	76.35 mph	122.88 kph

*** No.63 - Please fit a working transponder**
Class J - 90% of Race Speed = 68.92 mph
Class S - 90% of Race Speed = 67.08 mph

Snetterton
Circuit Length = 2.9689 miles
Start: 11:57 Flag 12:11 End: 12:13

Weather / Track : Cloudy / Dry
These results are provisional until the conclusion of any judicial and technical matters.

Clerk Of Course :		Timekeeper :

Results can be found at www.tsl-timing.com

Printed - 12:15 Sunday, 29 May 2016

BMCRC - MRO Championships 2016 - Rnd 4 @ Snetterton 300

ACU Team Green Junior Cup & Senior 300 Series

RACE 6 - LAP CHART

LAP 1 @ 12:00:17.364

NO	BEHIND	LAP TIME
76		2:24.413
26	0.342	2:24.755
102	1.744	2:26.157
106	4.572	2:28.985
77	4.739	2:29.152
82	4.937	2:29.350
13	7.211	2:31.624
9	7.295	2:31.708
33	7.436	2:31.849
93	8.736	2:33.149
69	9.623	2:34.036
3	9.944	2:34.357
73	10.006	2:34.419
50	10.102	2:34.515
63	11.617	2:36.030
36	13.019	2:37.432
5	13.478	2:37.891
47	13.932	2:38.345
11	14.407	2:38.820
23	16.673	2:41.086
17	17.277	2:41.690
32	20.666	2:45.079
21	21.419	2:45.832
7	22.366	2:46.779
44	22.608	2:47.021
30	23.334	2:47.747
45	23.924	2:48.337
555	29.723	2:54.136
71	33.379	2:57.792

LAP 2 @ 12:02:35.624

NO	BEHIND	LAP TIME
26		2:17.918
76	0.747	2:19.007
102	4.808	2:21.324
106	9.135	2:22.823
77	9.305	2:22.826
13	9.446	2:20.495
82	9.546	2:22.869
33	10.155	2:20.979
9	13.297	2:24.262
3	13.400	2:21.716
93	13.496	2:23.020
50	15.813	2:23.971
73	16.300	2:24.554
69	17.122	2:25.759
63	21.177	2:27.820
36	21.572	2:26.813
5	23.227	2:28.009
47	23.883	2:28.211
11	25.050	2:28.903
23	31.084	2:32.671
32	31.566	2:29.160
17	31.650	2:32.633
7	40.010	2:35.904
21	40.701	2:37.542
44	41.253	2:36.905
45	41.352	2:35.688
30	41.680	2:36.606
555	56.970	2:45.507
71	1:01.349	2:46.230

LAP 3 @ 12:04:54.110

NO	BEHIND	LAP TIME
26		2:18.486
76	0.424	2:18.163
102	8.935	2:22.613
106	11.595	2:20.946
82	14.027	2:22.967
33	14.663	2:22.994
13	14.943	2:23.983
77	15.052	2:24.233
3	15.181	2:20.267
9	19.958	2:25.147
93	19.990	2:24.980
50	20.948	2:23.621
73	21.209	2:23.395
69	23.213	2:24.577
36	28.832	2:25.746
63	31.190	2:28.499
5	32.349	2:27.608
47	33.001	2:27.604
11	36.491	2:29.927
32	43.689	2:30.609
23	46.183	2:33.585
17	48.946	2:35.782
7	55.924	2:34.400
21	57.405	2:35.190
44	58.244	2:35.477
30	58.912	2:35.718
45	1:00.105	2:37.239
555	1:26.649	2:48.165
71	1:28.002	2:45.139

LAP 4 @ 12:07:11.851

NO	BEHIND	LAP TIME
26		2:17.741
76	0.994	2:18.311
102	13.507	2:22.313
106	14.854	2:21.000
33	17.859	2:20.937
82	18.412	2:22.126
3	18.859	2:21.419
13	18.873	2:21.671
77	19.544	2:22.233
93	24.543	2:22.294
9	25.697	2:23.480
50	25.856	2:22.649
73	27.061	2:23.593
69	28.902	2:23.430
36	36.210	2:25.119
63	42.716	2:29.267
5	42.809	2:28.201
47	42.981	2:27.721
11	47.539	2:28.789
32	55.292	2:29.344
23	59.408	2:30.966
17	1:01.637	2:30.432
7	1:11.977	2:33.794
21	1:14.684	2:35.020
30	1:15.445	2:34.274
45	1:16.181	2:33.817
44	1:16.195	2:35.692
555	1:53.534	2:44.626
71	1:55.496	2:45.235

LAP 5 @ 12:09:30.528

NO	BEHIND	LAP TIME
26		2:18.677
76	0.676	2:18.359
106	16.073	2:19.896
102	16.185	2:21.355
3	18.658	2:18.476
33	19.280	2:20.098
77	22.726	2:21.859
13	23.501	2:23.305
93	27.620	2:21.754
50	29.105	2:21.926
9	31.422	2:24.402
73	31.696	2:23.312
69	34.303	2:24.078
36	42.773	2:25.240
63	51.673	2:27.634
5	52.053	2:27.921
47	53.676	2:29.372
11	58.224	2:29.362
32	1:07.426	2:30.811
23	1:11.980	2:31.249
17	1:13.687	2:30.727
7	1:27.026	2:33.726
45	1:31.012	2:33.508
21	1:31.216	2:35.209
30	1:31.879	2:35.111
44	1:33.298	2:35.780
555	2:18.096	2:43.239

LAP 6 @ 12:11:50.272

NO	BEHIND	LAP TIME
76		2:19.068
71	1 Lap	2:43.105
102	15.299	2:18.858
106	15.676	2:19.347
3	15.782	2:16.868
33	19.295	2:19.759
77	22.953	2:19.971
13	28.012	2:24.255
93	29.485	2:21.609
50	32.356	2:22.995
9	36.098	2:24.420
73	36.876	2:24.924
69	38.267	2:23.708
36	49.899	2:26.870
5	58.402	2:26.093
63	59.291	2:27.362
47	1:02.135	2:28.203
11	1:07.609	2:29.129
32	1:18.106	2:30.424
23	1:21.183	2:28.947
17	1:25.693	2:31.750
7	1:40.417	2:33.135
21	1:44.659	2:33.187
45	1:44.879	2:33.611
30	1:45.771	2:33.636
44	1:46.314	2:32.760

Weather / Track : Cloudy / Dry

Snetterton
Circuit Length = 2.9689 miles
Start: 11:57 Flag 12:11 End: 12:13

Results can be found at www.tsl-timing.com

Printed - 12:16 Sunday, 29 May 2016

BMCRC - MRO Championships 2016 - Rnd 4 @ Snetterton 300

ACU Team Green Junior Cup & Senior 300 Series

RACE 6 - SECTOR ANALYSIS

SECTOR 1 = FL to I1, SECTOR 2 = I1 to FL, DIFF = Difference To Personal Best Lap

P1 76 J Elliot PINSON Kawasaki - Mum, Dad, Gran & Grandad

IDEAL LAP TIME : 2:17.645 BEST LAP TIME : 2:18.163 DIFFERENCE : 0.518

LAP	SECTOR 1	SECTOR 2	LAP TIME	MPH	DIFF	TIME OF DAY
1 -		45.616	2:24.413	74.01	6.250	12:00:17.364
2 -	1:33.207	45.800	2:19.007	76.88	0.844	12:02:36.371
3 -	1:32.606	45.557	***2:18.163*** **(1)**	***77.35***		***12:04:54.534***
4 -	***1:32.107***	46.204	2:18.311 **(2)**	77.27	0.148	12:07:12.845
5 -	1:32.821	***45.538***	2:18.359 **(3)**	77.24	0.196	12:09:31.204
6 -	1:32.549	46.519	2:19.068	76.85	0.905	12:11:50.272

P2 102 J Charlie FARRER Kawasaki -

IDEAL LAP TIME : 2:18.858 BEST LAP TIME : 2:18.858 DIFFERENCE : 0.000

LAP	SECTOR 1	SECTOR 2	LAP TIME	MPH	DIFF	TIME OF DAY
1 -		46.455	2:26.157	73.12	7.299	12:00:19.108
2 -	1:34.758	46.566	2:21.324 **(2)**	75.62	2.466	12:02:40.432
3 -	1:35.552	47.061	2:22.613	74.94	3.755	12:05:03.045
4 -	1:35.167	47.146	2:22.313	75.10	3.455	12:07:25.358
5 -	1:34.937	46.418	2:21.355 **(3)**	75.61	2.497	12:09:46.713
6 -	***1:33.162***	***45.696***	***2:18.858*** **(1)**	***76.97***		***12:12:05.571***

P3 106 J Patrick BYRNE Kawasaki - PKB RACING

IDEAL LAP TIME : 2:19.237 BEST LAP TIME : 2:19.347 DIFFERENCE : 0.110

LAP	SECTOR 1	SECTOR 2	LAP TIME	MPH	DIFF	TIME OF DAY
1 -		47.127	2:28.985	71.73	9.638	12:00:21.936
2 -	1:35.397	47.426	2:22.823	74.83	3.476	12:02:44.759
3 -	1:34.896	46.050	2:20.946 **(3)**	75.83	1.599	12:05:05.705
4 -	1:34.688	46.312	2:21.000	75.80	1.653	12:07:26.705
5 -	1:34.010	***45.886***	2:19.896 **(2)**	76.40	0.549	12:09:46.601
6 -	***1:33.351***	45.996	***2:19.347*** **(1)**	***76.70***		***12:12:05.948***

P4 3 J Joey LAMBDEN Kawasaki -

IDEAL LAP TIME : 2:16.868 BEST LAP TIME : 2:16.868 DIFFERENCE : 0.000

LAP	SECTOR 1	SECTOR 2	LAP TIME	MPH	DIFF	TIME OF DAY
1 -		47.545	2:34.357	69.24	17.489	12:00:27.308
2 -	1:33.794	47.922	2:21.716	75.41	4.848	12:02:49.024
3 -	1:34.217	46.050	2:20.267 **(3)**	76.19	3.399	12:05:09.291
4 -	1:35.015	46.404	2:21.419	75.57	4.551	12:07:30.710
5 -	1:33.034	45.442	2:18.476 **(2)**	77.18	1.608	12:09:49.186
6 -	***1:31.988***	***44.880***	***2:16.868*** **(1)**	***78.09***		***12:12:06.054***

P5 33 J Brandon PAYNE Kawasaki - Mom & dad

IDEAL LAP TIME : 2:19.526 BEST LAP TIME : 2:19.759 DIFFERENCE : 0.233

LAP	SECTOR 1	SECTOR 2	LAP TIME	MPH	DIFF	TIME OF DAY
1 -		48.353	2:31.849	70.38	12.090	12:00:24.800
2 -	1:34.426	46.553	2:20.979	75.81	1.220	12:02:45.779
3 -	1:35.011	47.983	2:22.994	74.74	3.235	12:05:08.773
4 -	1:34.567	46.370	2:20.937 **(3)**	75.83	1.178	12:07:29.710
5 -	1:34.112	***45.986***	2:20.098 **(2)**	76.29	0.339	12:09:49.808
6 -	***1:33.540***	46.219	***2:19.759*** **(1)**	***76.47***		***12:12:09.567***

P6 77 S Steve JORDAN Kawasaki -

IDEAL LAP TIME : 2:19.971 BEST LAP TIME : 2:19.971 DIFFERENCE : 0.000

LAP	SECTOR 1	SECTOR 2	LAP TIME	MPH	DIFF	TIME OF DAY
1 -		47.093	2:29.152	71.65	9.181	12:00:22.103
2 -	1:35.469	47.357	2:22.826	74.83	2.855	12:02:44.929
3 -	1:35.775	48.458	2:24.233	74.10	4.262	12:05:09.162
4 -	1:34.918	47.315	2:22.233 **(3)**	75.14	2.262	12:07:31.395
5 -	1:35.334	46.525	2:21.859 **(2)**	75.34	1.888	12:09:53.254

Snetterton
Circuit Length = 2.9689 miles
Start: 11:57 Flag 12:11 End: 12:13

Weather / Track : Cloudy / Dry

BMCRC - MRO Championships 2016 - Rnd 4 @ Snetterton 300

ACU Team Green Junior Cup & Senior 300 Series

RACE 6 - SECTOR ANALYSIS

SECTOR 1 = FL to I1, SECTOR 2 = I1 to FL, DIFF = Difference To Personal Best Lap

6 -	***1:33.952***	***46.019***	***2:19.971***	***(1)***	***76.35***	***12:12:13.225***

P7 13 S Ben HAWES Kawasaki -

IDEAL LAP TIME : 2:20.495 BEST LAP TIME : 2:20.495 DIFFERENCE : 0.000

LAP	SECTOR 1	SECTOR 2	LAP TIME		MPH	DIFF	TIME OF DAY
1 -		47.051	2:31.624		70.49	11.129	12:00:24.575
2 -	***1:34.224***	***46.271***	***2:20.495***	***(1)***	***76.07***		***12:02:45.070***
3 -	1:35.373	48.610	2:23.983		74.23	3.488	12:05:09.053
4 -	1:34.950	46.721	2:21.671	**(2)**	75.44	1.176	12:07:30.724
5 -	1:35.983	47.322	2:23.305	**(3)**	74.58	2.810	12:09:54.029
6 -	1:36.756	47.499	2:24.255		74.09	3.760	12:12:18.284

P8 93 S Monica ISAAC Kawasaki - Fins Motorcycles & Blockade Services

IDEAL LAP TIME : 2:21.609 BEST LAP TIME : 2:21.609 DIFFERENCE : 0.000

LAP	SECTOR 1	SECTOR 2	LAP TIME		MPH	DIFF	TIME OF DAY
1 -		48.121	2:33.149		69.78	11.540	12:00:26.100
2 -	1:35.694	47.326	2:23.020		74.73	1.411	12:02:49.120
3 -	1:37.224	47.756	2:24.980		73.72	3.371	12:05:14.100
4 -	1:35.378	46.916	2:22.294	**(3)**	75.11	0.685	12:07:36.394
5 -	1:34.948	46.806	2:21.754	**(2)**	75.39	0.145	12:09:58.148
6 -	***1:34.872***	***46.737***	***2:21.609***	***(1)***	***75.47***		***12:12:19.757***

P9 50 J Aditya Singh BEHAL Kawasaki - Titan Energy

IDEAL LAP TIME : 2:21.653 BEST LAP TIME : 2:21.926 DIFFERENCE : 0.273

LAP	SECTOR 1	SECTOR 2	LAP TIME		MPH	DIFF	TIME OF DAY
1 -		47.935	2:34.515		69.17	12.589	12:00:27.466
2 -	1:37.179	***46.792***	2:23.971		74.23	2.045	12:02:51.437
3 -	1:36.175	47.446	2:23.621		74.41	1.695	12:05:15.058
4 -	1:35.684	46.965	2:22.649	**(2)**	74.92	0.723	12:07:37.707
5 -	***1:34.861***	47.065	***2:21.926***	***(1)***	***75.30***		***12:09:59.633***
6 -	1:35.897	47.098	2:22.995	**(3)**	74.74	1.069	12:12:22.628

P10 9 S Graham HAW Kawasaki - Graham Haw Joinery

IDEAL LAP TIME : 2:23.480 BEST LAP TIME : 2:23.480 DIFFERENCE : 0.000

LAP	SECTOR 1	SECTOR 2	LAP TIME		MPH	DIFF	TIME OF DAY
1 -		48.380	2:31.708		70.45	8.228	12:00:24.659
2 -	1:36.292	47.970	2:24.262	**(2)**	74.08	0.782	12:02:48.921
3 -	1:37.187	47.960	2:25.147		73.63	1.667	12:05:14.068
4 -	***1:36.043***	***47.437***	***2:23.480***	***(1)***	***74.49***		***12:07:37.548***
5 -	1:36.267	48.135	2:24.402	**(3)**	74.01	0.922	12:10:01.950
6 -	1:36.182	48.238	2:24.420		74.00	0.940	12:12:26.370

P11 73 S Sarah JORDAN Kawasaki - Bernard Elliott Racing

IDEAL LAP TIME : 2:22.863 BEST LAP TIME : 2:23.312 DIFFERENCE : 0.449

LAP	SECTOR 1	SECTOR 2	LAP TIME		MPH	DIFF	TIME OF DAY
1 -		48.103	2:34.419		69.21	11.107	12:00:27.370
2 -	1:37.275	47.279	2:24.554		73.93	1.242	12:02:51.924
3 -	***1:35.985***	47.410	2:23.395	**(2)**	74.53	0.083	12:05:15.319
4 -	1:36.715	***46.878***	2:23.593	**(3)**	74.43	0.281	12:07:38.912
5 -	1:36.142	47.170	***2:23.312***	***(1)***	***74.57***		***12:10:02.224***
6 -	1:36.335	48.589	2:24.924		73.74	1.612	12:12:27.148

P12 69 J Connor HALL Kawasaki - S & Y CERAMICS

IDEAL LAP TIME : 2:23.121 BEST LAP TIME : 2:23.430 DIFFERENCE : 0.309

LAP	SECTOR 1	SECTOR 2	LAP TIME		MPH	DIFF	TIME OF DAY
1 -		48.084	2:34.036		69.38	10.606	12:00:26.987
2 -	1:37.647	48.112	2:25.759		73.32	2.329	12:02:52.746
3 -	1:36.891	47.686	2:24.577		73.92	1.147	12:05:17.323

Weather / Track : Cloudy / Dry

Snetterton
Circuit Length = 2.9689 miles
Start: 11:57 Flag 12:11 End: 12:13

BMCRC - MRO Championships 2016 - Rnd 4 @ Snetterton 300

ACU Team Green Junior Cup & Senior 300 Series

RACE 6 - SECTOR ANALYSIS

SECTOR 1 = FL to I1, SECTOR 2 = I1 to FL, DIFF = Difference To Personal Best Lap

4 -	1:36.502	***46.928***	***2:23.430***	**(1)**	***74.51***		***12:07:40.753***
5 -	1:36.492	47.586	2:24.078	**(3)**	74.18	0.648	12:10:04.831
6 -	***1:36.193***	47.515	2:23.708	**(2)**	74.37	0.278	12:12:28.539

P13 36 J Harry FOWLE Kawasaki - A.Fowle Joinery

IDEAL LAP TIME : 2:25.034 BEST LAP TIME : 2:25.119 DIFFERENCE : 0.085

LAP	SECTOR 1	SECTOR 2	LAP TIME		MPH	DIFF	TIME OF DAY
1 -		49.345	2:37.432		67.88	12.313	12:00:30.383
2 -	1:38.131	48.682	2:26.813		72.80	1.694	12:02:57.196
3 -	1:37.185	48.561	2:25.746	**(3)**	73.33	0.627	12:05:22.942
4 -	***1:36.791***	48.328	***2:25.119***	**(1)**	***73.65***		***12:07:48.061***
5 -	1:36.997	***48.243***	2:25.240	**(2)**	73.58	0.121	12:10:13.301
6 -	1:38.175	48.695	2:26.870		72.77	1.751	12:12:40.171

P14 5 S Matthew STEVENS Kawasaki -

IDEAL LAP TIME : 2:26.093 BEST LAP TIME : 2:26.093 DIFFERENCE : 0.000

LAP	SECTOR 1	SECTOR 2	LAP TIME		MPH	DIFF	TIME OF DAY
1 -		48.965	2:37.891		67.69	11.798	12:00:30.842
2 -	1:39.356	48.653	2:28.009		72.21	1.916	12:02:58.851
3 -	1:39.181	48.427	2:27.608	**(2)**	72.40	1.515	12:05:26.459
4 -	1:38.949	49.252	2:28.201		72.11	2.108	12:07:54.660
5 -	1:39.205	48.716	2:27.921	**(3)**	72.25	1.828	12:10:22.581
6 -	***1:38.182***	***47.911***	***2:26.093***	**(1)**	***73.15***		***12:12:48.674***

P15 63 S Samuel SMYTH Kawasaki -

IDEAL LAP TIME : BEST LAP TIME : 2:27.362 DIFFERENCE :

LAP	SECTOR 1	SECTOR 2	LAP TIME		MPH	DIFF	TIME OF DAY
1 -			2:36.030		68.49	8.668	12:00:28.981
2 -			2:27.820	**(3)**	72.30	0.458	12:02:56.801
3 -			2:28.499		71.97	1.137	12:05:25.300
4 -			2:29.267		71.60	1.905	12:07:54.567
5 -			2:27.634	**(2)**	72.39	0.272	12:10:22.201
6 -			***2:27.362***	**(1)**	***72.52***		***12:12:49.563***

P16 47 S Matt HILL Kawasaki -

IDEAL LAP TIME : 2:27.137 BEST LAP TIME : 2:27.604 DIFFERENCE : 0.467

LAP	SECTOR 1	SECTOR 2	LAP TIME		MPH	DIFF	TIME OF DAY
1 -		49.305	2:38.345		67.49	10.741	12:00:31.296
2 -	1:39.386	***48.825***	2:28.211		72.11	0.607	12:02:59.507
3 -	1:38.767	48.837	***2:27.604***	**(1)**	***72.41***		***12:05:27.111***
4 -	***1:38.312***	49.409	2:27.721	**(2)**	72.35	0.117	12:07:54.832
5 -	1:40.391	48.981	2:29.372		71.55	1.768	12:10:24.204
6 -	1:38.745	49.458	2:28.203	**(3)**	72.11	0.599	12:12:52.407

P17 11 S Colin CLUNE Kawasaki -

IDEAL LAP TIME : 2:28.583 BEST LAP TIME : 2:28.789 DIFFERENCE : 0.206

LAP	SECTOR 1	SECTOR 2	LAP TIME		MPH	DIFF	TIME OF DAY
1 -		49.324	2:38.820		67.29	10.031	12:00:31.771
2 -	1:39.482	49.421	2:28.903	**(2)**	71.77	0.114	12:03:00.674
3 -	1:40.499	49.428	2:29.927		71.28	1.138	12:05:30.601
4 -	***1:39.346***	49.443	***2:28.789***	**(1)**	***71.83***		***12:07:59.390***
5 -	1:40.125	***49.237***	2:29.362		71.55	0.573	12:10:28.752
6 -	1:39.708	49.421	2:29.129	**(3)**	71.67	0.340	12:12:57.881

P18 32 S Paul ROBSON Kawasaki - Cheffing Solutions

IDEAL LAP TIME : 2:28.653 BEST LAP TIME : 2:29.160 DIFFERENCE : 0.507

LAP	SECTOR 1	SECTOR 2	LAP TIME		MPH	DIFF	TIME OF DAY
1 -		50.718	2:45.079		64.74	15.919	12:00:38.030

Weather / Track : Cloudy / Dry

Snetterton
Circuit Length = 2.9689 miles
Start: 11:57 Flag 12:11 End: 12:13

BMCRC - MRO Championships 2016 - Rnd 4 @ Snetterton 300

ACU Team Green Junior Cup & Senior 300 Series

RACE 6 - SECTOR ANALYSIS

SECTOR 1 = FL to I1, SECTOR 2 = I1 to FL, DIFF = Difference To Personal Best Lap

2 -	1:39.370	49.790	***2:29.160***	**(1)**	***71.65***		***12:03:07.190***
3 -	1:41.306	***49.303***	2:30.609		70.96	1.449	12:05:37.799
4 -	***1:39.350***	49.994	2:29.344	**(2)**	71.56	0.184	12:08:07.143
5 -	1:41.025	49.786	2:30.811		70.87	1.651	12:10:37.954
6 -	1:40.374	50.050	2:30.424	**(3)**	71.05	1.264	12:13:08.378

P19 23 J Joe ELLIS Kawasaki -

IDEAL LAP TIME : 2:28.947 BEST LAP TIME : 2:28.947 DIFFERENCE : 0.000

LAP	SECTOR 1	SECTOR 2	LAP TIME		MPH	DIFF	TIME OF DAY
1 -		51.030	2:41.086		66.34	12.139	12:00:34.037
2 -	1:41.676	50.995	2:32.671		70.00	3.724	12:03:06.708
3 -	1:42.727	50.858	2:33.585		69.59	4.638	12:05:40.293
4 -	1:40.515	50.451	2:30.966	**(2)**	70.79	2.019	12:08:11.259
5 -	1:41.340	49.909	2:31.249	**(3)**	70.66	2.302	12:10:42.508
6 -	***1:40.013***	***48.934***	***2:28.947***	**(1)**	***71.75***		***12:13:11.455***

P20 17 J Jordan HARRIS Kawasaki -

IDEAL LAP TIME : 2:29.582 BEST LAP TIME : 2:30.432 DIFFERENCE : 0.850

LAP	SECTOR 1	SECTOR 2	LAP TIME		MPH	DIFF	TIME OF DAY
1 -		50.828	2:41.690		66.10	11.258	12:00:34.641
2 -	1:41.808	50.825	2:32.633		70.02	2.201	12:03:07.274
3 -	1:45.682	50.100	2:35.782		68.60	5.350	12:05:43.056
4 -	***1:40.279***	50.153	***2:30.432***	**(1)**	***71.04***		***12:08:13.488***
5 -	1:41.424	***49.303***	2:30.727	**(2)**	70.91	0.295	12:10:44.215
6 -	1:40.708	51.042	2:31.750	**(3)**	70.43	1.318	12:13:15.965

P21 7 S Michael SHARMAN Kawasaki -

IDEAL LAP TIME : 2:33.135 BEST LAP TIME : 2:33.135 DIFFERENCE : 0.000

LAP	SECTOR 1	SECTOR 2	LAP TIME		MPH	DIFF	TIME OF DAY
1 -		52.855	2:46.779		64.08	13.644	12:00:39.730
2 -	1:43.726	52.178	2:35.904		68.55	2.769	12:03:15.634
3 -	1:42.371	52.029	2:34.400		69.22	1.265	12:05:50.034
4 -	1:42.118	51.676	2:33.794	**(3)**	69.49	0.659	12:08:23.828
5 -	1:42.405	51.321	2:33.726	**(2)**	69.52	0.591	12:10:57.554
6 -	***1:41.966***	***51.169***	***2:33.135***	**(1)**	***69.79***		***12:13:30.689***

P22 21 J Callum SADBERRY Kawasaki -

IDEAL LAP TIME : 2:33.187 BEST LAP TIME : 2:33.187 DIFFERENCE : 0.000

LAP	SECTOR 1	SECTOR 2	LAP TIME		MPH	DIFF	TIME OF DAY
1 -		51.908	2:45.832		64.45	12.645	12:00:38.783
2 -	1:45.173	52.369	2:37.542		67.84	4.355	12:03:16.325
3 -	1:43.520	51.670	2:35.190	**(3)**	68.87	2.003	12:05:51.515
4 -	1:43.625	51.395	2:35.020	**(2)**	68.94	1.833	12:08:26.535
5 -	1:44.304	50.905	2:35.209		68.86	2.022	12:11:01.744
6 -	***1:42.474***	***50.713***	***2:33.187***	**(1)**	***69.77***		***12:13:34.931***

P23 45 S Steven HAWES Kawasaki - Clare Foley

IDEAL LAP TIME : 2:33.358 BEST LAP TIME : 2:33.508 DIFFERENCE : 0.150

LAP	SECTOR 1	SECTOR 2	LAP TIME		MPH	DIFF	TIME OF DAY
1 -		52.869	2:48.337		63.49	14.829	12:00:41.288
2 -	1:43.628	52.060	2:35.688		68.65	2.180	12:03:16.976
3 -	1:43.130	54.109	2:37.239		67.97	3.731	12:05:54.215
4 -	***1:42.191***	51.626	2:33.817	**(3)**	69.48	0.309	12:08:28.032
5 -	1:42.341	***51.167***	***2:33.508***	**(1)**	***69.62***		***12:11:01.540***
6 -	1:42.346	51.265	2:33.611	**(2)**	69.57	0.103	12:13:35.151

Weather / Track : Cloudy / Dry

Snetterton
Circuit Length = 2.9689 miles
Start: 11:57 Flag 12:11 End: 12:13

BMCRC - MRO Championships 2016 - Rnd 4 @ Snetterton 300

ACU Team Green Junior Cup & Senior 300 Series

RACE 6 - SECTOR ANALYSIS

SECTOR 1 = FL to I1, SECTOR 2 = I1 to FL, DIFF = Difference To Personal Best Lap

P24 30 S Malcolm HOWELL Kawasaki -

IDEAL LAP TIME : 2:33.636 BEST LAP TIME : 2:33.636 DIFFERENCE : 0.000

LAP	SECTOR 1	SECTOR 2	LAP TIME	MPH	DIFF	TIME OF DAY
1 -		52.699	2:47.747	63.71	14.111	12:00:40.698
2 -	1:44.376	52.230	2:36.606	68.24	2.970	12:03:17.304
3 -	1:43.464	52.254	2:35.718	68.63	2.082	12:05:53.022
4 -	1:42.732	51.542	2:34.274 **(2)**	69.27	0.638	12:08:27.296
5 -	1:43.810	51.301	2:35.111 **(3)**	68.90	1.475	12:11:02.407
6 -	***1:42.467***	***51.169***	***2:33.636*** **(1)**	***69.56***		***12:13:36.043***

P25 44 S Duane SUTCH Kawasaki - Kaaden Tuning

IDEAL LAP TIME : 2:32.760 BEST LAP TIME : 2:32.760 DIFFERENCE : 0.000

LAP	SECTOR 1	SECTOR 2	LAP TIME	MPH	DIFF	TIME OF DAY
1 -		52.345	2:47.021	63.99	14.261	12:00:39.972
2 -	1:44.165	52.740	2:36.905	68.11	4.145	12:03:16.877
3 -	1:43.578	51.899	2:35.477 **(2)**	68.74	2.717	12:05:52.354
4 -	1:43.554	52.138	2:35.692 **(3)**	68.64	2.932	12:08:28.046
5 -	1:44.695	51.085	2:35.780	68.61	3.020	12:11:03.826
6 -	***1:41.849***	***50.911***	***2:32.760*** **(1)**	***69.96***		***12:13:36.586***

P26 555 S Michael LAURENSON Kawasaki -

IDEAL LAP TIME : 2:43.230 BEST LAP TIME : 2:43.239 DIFFERENCE : 0.009

LAP	SECTOR 1	SECTOR 2	LAP TIME	MPH	DIFF	TIME OF DAY
1 -		55.270	2:54.136	61.37	10.897	12:00:47.087
2 -	1:49.465	56.042	2:45.507 **(3)**	64.57	2.268	12:03:32.594
3 -	1:51.248	56.917	2:48.165	63.55	4.926	12:06:20.759
4 -	1:49.970	***54.656***	2:44.626 **(2)**	64.92	1.387	12:09:05.385
5 -	***1:48.574***	54.665	***2:43.239*** **(1)**	***65.47***		***12:11:48.624***

P27 71 S Karie HENLY Kawasaki -

IDEAL LAP TIME : 2:43.105 BEST LAP TIME : 2:43.105 DIFFERENCE : 0.000

LAP	SECTOR 1	SECTOR 2	LAP TIME	MPH	DIFF	TIME OF DAY
1 -		56.038	2:57.792	60.11	14.687	12:00:50.743
2 -	1:50.088	56.142	2:46.230	64.29	3.125	12:03:36.973
3 -	1:49.212	55.927	2:45.139 **(2)**	64.72	2.034	12:06:22.112
4 -	1:49.501	55.734	2:45.235 **(3)**	64.68	2.130	12:09:07.347
5 -	***1:48.269***	***54.836***	***2:43.105*** **(1)**	***65.52***		***12:11:50.452***

P28 26 J Luke HOPKINS Kawasaki - Mum - Zarra Hopkins

IDEAL LAP TIME : 2:17.411 BEST LAP TIME : 2:17.741 DIFFERENCE : 0.330

LAP	SECTOR 1	SECTOR 2	LAP TIME	MPH	DIFF	TIME OF DAY
1 -		45.582	2:24.755	73.83	7.014	12:00:17.706
2 -	1:32.620	45.298	2:17.918 **(2)**	77.49	0.177	12:02:35.624
3 -	1:32.714	45.772	2:18.486 **(3)**	77.17	0.745	12:04:54.110
4 -	***1:32.429***	45.312	***2:17.741*** **(1)**	***77.59***		***12:07:11.851***
5 -	1:33.695	***44.982***	2:18.677	77.07	0.936	12:09:30.528

P29 82 J Joe HOLDSWORTH Kawasaki - tintwise.com

IDEAL LAP TIME : 2:21.949 BEST LAP TIME : 2:22.126 DIFFERENCE : 0.177

LAP	SECTOR 1	SECTOR 2	LAP TIME	MPH	DIFF	TIME OF DAY
1 -		47.318	2:29.350	71.56	7.224	12:00:22.301
2 -	***1:35.066***	47.803	2:22.869 **(2)**	74.81	0.743	12:02:45.170
3 -	1:35.352	47.615	2:22.967 **(3)**	74.75	0.841	12:05:08.137
4 -	1:35.243	***46.883***	***2:22.126*** **(1)**	***75.20***		***12:07:30.263***

Weather / Track : Cloudy / Dry

Snetterton
Circuit Length = 2.9689 miles
Start: 11:57 Flag 12:11 End: 12:13

BMCRC - MRO Championships 2016 - Rnd 4 @ Snetterton 300

ACU Team Green Junior Cup & Senior 300 Series

RACE 6 - BEST SECTORS

SECTOR 1

POS	NO	NAME	TIME
1	3	LAMBDEN	**1:31.988**
2	76	PINSON	**1:32.107**
3	26	HOPKINS	**1:32.429**
4	102	FARRER	**1:33.162**
5	106	BYRNE	**1:33.351**
6	33	PAYNE	**1:33.540**
7	77	JORDAN	**1:33.952**
8	13	HAWES	**1:34.224**
9	50	BEHAL	**1:34.861**
10	93	ISAAC	**1:34.872**
11	82	HOLDSWORTH	**1:35.066**
12	73	JORDAN	**1:35.985**
13	9	HAW	**1:36.043**
14	69	HALL	**1:36.193**
15	36	FOWLE	**1:36.791**
16	5	STEVENS	**1:38.182**
17	47	HILL	**1:38.312**
18	11	CLUNE	**1:39.346**
19	32	ROBSON	**1:39.350**
20	23	ELLIS	**1:40.013**
21	17	HARRIS	**1:40.279**
22	44	SUTCH	**1:41.849**
23	7	SHARMAN	**1:41.966**
24	45	HAWES	**1:42.191**
25	30	HOWELL	**1:42.467**
26	21	SADBERRY	**1:42.474**
27	71	HENLY	**1:48.269**
28	555	LAURENSON	**1:48.574**
29			
30			
31			

SECTOR 2

NO	NAME	TIME
3	LAMBDEN	**44.880**
26	HOPKINS	**44.982**
76	PINSON	**45.538**
102	FARRER	**45.696**
106	BYRNE	**45.886**
33	PAYNE	**45.986**
77	JORDAN	**46.019**
13	HAWES	**46.271**
93	ISAAC	**46.737**
50	BEHAL	**46.792**
73	JORDAN	**46.878**
82	HOLDSWORTH	**46.883**
69	HALL	**46.928**
9	HAW	**47.437**
5	STEVENS	**47.911**
36	FOWLE	**48.243**
47	HILL	**48.825**
23	ELLIS	**48.934**
11	CLUNE	**49.237**
17	HARRIS	**49.303**
32	ROBSON	**49.303**
21	SADBERRY	**50.713**
44	SUTCH	**50.911**
45	HAWES	**51.167**
7	SHARMAN	**51.169**
30	HOWELL	**51.169**
555	LAURENSON	**54.656**
71	HENLY	**54.836**

IDEAL / BEST COMPARISON

POS	NO	NAME	IDEAL	BEST	DIFF
		PERFECT LAP	2:16.868		
1	3	LAMBDEN	2:16.868	2:16.868	0.000
2	26	HOPKINS	2:17.411	2:17.741	0.330
3	76	PINSON	2:17.645	2:18.163	0.518
4	102	FARRER	2:18.858	2:18.858	0.000
5	106	BYRNE	2:19.237	2:19.347	0.110
6	33	PAYNE	2:19.526	2:19.759	0.233
7	77	JORDAN	2:19.971	2:19.971	0.000
8	13	HAWES	2:20.495	2:20.495	0.000
9	93	ISAAC	2:21.609	2:21.609	0.000
10	50	BEHAL	2:21.653	2:21.926	0.273
11	82	HOLDSWORTH	2:21.949	2:22.126	0.177
12	73	JORDAN	2:22.863	2:23.312	0.449
13	69	HALL	2:23.121	2:23.430	0.309
14	9	HAW	2:23.480	2:23.480	0.000
15	36	FOWLE	2:25.034	2:25.119	0.085
16	5	STEVENS	2:26.093	2:26.093	0.000
17	47	HILL	2:27.137	2:27.604	0.467
18	11	CLUNE	2:28.583	2:28.789	0.206
19	32	ROBSON	2:28.653	2:29.160	0.507
20	23	ELLIS	2:28.947	2:28.947	0.000
21	17	HARRIS	2:29.582	2:30.432	0.850
22	44	SUTCH	2:32.760	2:32.760	0.000
23	7	SHARMAN	2:33.135	2:33.135	0.000
24	21	SADBERRY	2:33.187	2:33.187	0.000
25	45	HAWES	2:33.358	2:33.508	0.150
26	30	HOWELL	2:33.636	2:33.636	0.000
27	71	HENLY	2:43.105	2:43.105	0.000
28	555	LAURENSON	2:43.230	2:43.239	0.009
29	63	SMYTH		2:27.362	

Weather / Track : Cloudy / Dry

Snetterton
Circuit Length = 2.9689 miles
Start: 11:57 Flag 12:11 End: 12:13

Results can be found at www.tsl-timing.com

Printed - 12:15 Sunday, 29 May 2016

BMCRC - MRO Championships 2016 - Rnd 4 @ Snetterton 300

ACU Team Green Junior Cup & Senior 300 Series

RACE 16 - CLASSIFICATION

POS	NO	CL	PIC	NAME	ENTRY	LAPS	TIME	GAP	DIFF	MPH	BEST	ON
1	102	J	1	Charlie FARRER	Kawasaki -	6	14:01.873			76.17	2:17.787	6
2	3	J	2	Joey LAMBDEN	Kawasaki -	6	14:02.105	0.232	0.232	76.15	2:18.570	5
3	33	J	3	Brandon PAYNE	Kawasaki - Mom & dad	6	14:02.399	0.526	0.294	76.12	2:18.156	6
4	76	J	4	Elliot PINSON	Kawasaki - Mum, Dad, Gran & Grandad	6	14:02.495	0.622	0.096	76.11	2:18.038	5
5	26	J	5	Luke HOPKINS	Kawasaki - Mum - Zarra Hopkins	6	14:16.340	14.467	13.845	74.88	2:19.905	3
6	106	J	6	Patrick BYRNE	Kawasaki - PKB RACING	6	14:19.766	17.893	3.426	74.58	2:21.387	4
7	126	S	1	Gareth HOPKINS	Kawasaki - The Wife - Zarra Hopkins	6	14:23.115	21.242	3.349	74.29	2:21.236	6
8	13	S	2	Ben HAWES	Kawasaki -	6	14:28.477	26.604	5.362	73.84	2:23.117	3
9	50	J	7	Aditya Singh BEHAL	Kawasaki - Titan Energy	6	14:28.561	26.688	0.084	73.83	2:22.803	4
10	93	S	3	Monica ISAAC	Kawasaki - Fins Motorcycles & Blockade Services	6	14:29.194	27.321	0.633	73.77	2:22.682	4
11	9	S	4	Graham HAW	Kawasaki - Graham Haw Joinery	6	14:31.592	29.719	2.398	73.57	2:23.064	6
12	73	S	5	Sarah JORDAN	Kawasaki - Bernard Elliott Racing	6	14:31.851	29.978	0.259	73.55	2:22.994	6
13	69	J	8	Connor HALL	Kawasaki - S & Y CERAMICS	6	14:40.512	38.639	8.661	72.83	2:23.507	6
14	36	J	9	Harry FOWLE	Kawasaki - A.Fowle Joinery	6	14:41.221	39.348	0.709	72.77	2:23.572	6
15	37	S	6	Craig CLEMONS	Kawasaki - Naomi	6	14:41.540	39.667	0.319	72.74	2:23.344	5
16	5	S	7	Matthew STEVENS	Kawasaki -	6	14:54.811	52.938	13.271	71.66	2:26.802	6
17	11	S	8	Colin CLUNE	Kawasaki -	6	15:03.595	1:01.722	8.784	70.97	2:27.571	6
18	63	S	9	Samuel SMYTH	Kawasaki -	6	15:05.035	1:03.162	1.440	70.85	2:28.092	3
19	23	J	10	Joe ELLIS	Kawasaki -	6	15:11.095	1:09.222	6.060	70.38	2:29.341	2
20	47	S	10	Matt HILL	Kawasaki -	6	15:12.821	1:10.948	1.726	70.25	2:30.244	4
21	32	S	11	Paul ROBSON	Kawasaki - Cheffing Solutions	6	15:18.117	1:16.244	5.296	69.84	2:28.354	6
22	21	J	11	Callum SADBERRY	Kawasaki -	6	15:32.733	1:30.860	14.616	68.75	2:31.877	6
23	17	J	12	Jordan HARRIS	Kawasaki -	6	15:37.967	1:36.094	5.234	68.36	2:31.804	2
24	45	S	12	Steven HAWES	Kawasaki - Clare Foley	6	15:39.488	1:37.615	1.521	68.25	2:33.305	5
25	30	S	13	Malcolm HOWELL	Kawasaki -	6	15:40.083	1:38.210	0.595	68.21	2:32.330	4
26	7	S	14	Michael SHARMAN	Kawasaki -	6	15:56.282	1:54.409	16.199	67.06	2:36.842	5
27	44	S	15	Duane SUTCH	Kawasaki - Kaaden Tuning	6	15:56.504	1:54.631	0.222	67.04	2:36.829	5
28	555	S	16	Michael LAURENSON	Kawasaki -	6	16:31.495	2:29.622	34.991	64.67	2:41.705	2
29	71	S	17	Karie HENLY	Kawasaki -	5	14:02.188	1 Lap	1 Lap	63.45	2:45.156	3

NOT CLASSIFIED

DNF	82	J		Joe HOLDSWORTH	Kawasaki - tintwise.com	0						

FASTEST LAP

102	J	Charlie FARRER	Kawasaki -	6	2:17.787	77.56 mph	124.83 kph
126	S	Gareth HOPKINS	Kawasaki - The Wife - Zarra Hopkins	6	2:21.236	75.67 mph	121.78 kph

Class J - 90% of Race Speed = 68.55 mph
Class S - 90% of Race Speed = 66.86 mph

Snetterton
Circuit Length = 2.9689 miles
Start: 16:21 Flag 16:35 End: 16:38

Weather / Track : Cloudy / Dry
These results are provisional until the conclusion of any judicial and technical matters.

Clerk Of Course :		Timekeeper :

Results can be found at www.tsl-timing.com

Printed - 16:38 Sunday, 29 May 2016

BMCRC - MRO Championships 2016 - Rnd 4 @ Snetterton 300

ACU Team Green Junior Cup & Senior 300 Series

RACE 16 - LAP CHART

LAP 1 @ 16:24:04.345

NO	BEHIND	LAP TIME
102		2:24.758
76	0.338	2:25.096
3	0.429	2:25.187
33	3.361	2:28.119
106	4.286	2:29.044
13	5.193	2:29.951
50	5.808	2:30.566
93	6.658	2:31.416
9	7.492	2:32.250
73	7.716	2:32.474
126	8.389	2:33.147
26	9.114	2:33.872
36	9.199	2:33.957
69	11.971	2:36.729
5	12.505	2:37.263
63	12.543	2:37.301
37	13.702	2:38.460
47	14.530	2:39.288
23	15.487	2:40.245
17	16.211	2:40.969
32	16.224	2:40.982
11	16.463	2:41.221
45	20.951	2:45.709
21	21.578	2:46.336
7	21.663	2:46.421
44	22.093	2:46.851
30	22.893	2:47.651
555	27.440	2:52.198
71	34.380	2:59.138

LAP 2 @ 16:26:24.897

NO	BEHIND	LAP TIME
102		2:20.552
3	0.564	2:20.687
76	0.611	2:20.825
33	2.536	2:19.727
106	6.495	2:22.761
13	8.266	2:23.625
50	8.797	2:23.541
93	9.632	2:23.526
26	9.758	2:21.196
9	11.106	2:24.166
126	11.120	2:23.283
73	11.532	2:24.368
36	15.419	2:26.772
69	18.081	2:26.662
37	19.723	2:26.573
5	19.807	2:27.854
63	21.285	2:29.294
23	24.276	2:29.341
11	25.033	2:29.122
47	25.189	2:31.211
17	27.463	2:31.804
32	33.228	2:37.556
21	36.544	2:35.518
45	37.122	2:36.723
7	39.544	2:38.433
44	39.710	2:38.169
30	40.193	2:37.852
555	48.593	2:41.705
71	59.863	2:46.035

LAP 3 @ 16:28:45.343

NO	BEHIND	LAP TIME
102		2:20.446
76	0.131	2:19.966
3	0.324	2:20.206
33	1.380	2:19.290
106	8.509	2:22.460
26	9.217	2:19.905
13	10.937	2:23.117
50	11.765	2:23.414
126	12.400	2:21.726
93	12.620	2:23.434
73	15.827	2:24.741
9	16.138	2:25.478
36	21.351	2:26.378
69	22.777	2:25.142
37	24.051	2:24.774
5	27.290	2:27.929
63	28.931	2:28.092
23	33.536	2:29.706
11	34.159	2:29.572
47	35.780	2:31.037
17	41.640	2:34.623
32	43.397	2:30.615
21	49.391	2:33.293
45	50.784	2:34.108
30	54.136	2:34.389
7	57.470	2:38.372
44	57.617	2:38.353
555	1:10.003	2:41.856
71	1:24.573	2:45.156

LAP 4 @ 16:31:04.490

NO	BEHIND	LAP TIME
3		2:18.823
102	0.719	2:19.866
76	0.822	2:19.838
33	0.915	2:18.682
106	10.749	2:21.387
26	11.033	2:20.963
126	15.100	2:21.847
13	15.387	2:23.597
50	15.421	2:22.803
93	16.155	2:22.682
9	20.182	2:23.191
73	20.638	2:23.958
69	28.098	2:24.468
36	28.892	2:26.688
37	29.760	2:24.856
5	35.395	2:27.252
63	39.427	2:29.643
11	43.411	2:28.399
23	46.191	2:31.802
47	46.877	2:30.244
32	55.689	2:31.439
17	1:02.246	2:39.753
21	1:03.149	2:32.905
45	1:07.031	2:35.394
30	1:07.319	2:32.330
7	1:17.005	2:38.682
44	1:17.180	2:38.710
555	1:35.635	2:44.779
71	1:51.074	2:45.648

LAP 5 @ 16:33:23.060

NO	BEHIND	LAP TIME
3		2:18.570
76	0.290	2:18.038
102	0.613	2:18.464
33	0.770	2:18.425
26	12.626	2:20.163
106	14.369	2:22.190
126	18.406	2:21.876
50	20.340	2:23.489
13	21.105	2:24.288
93	21.330	2:23.745
9	25.055	2:23.443
73	25.384	2:23.316
69	33.532	2:24.004
36	34.176	2:23.854
37	34.534	2:23.344
5	44.536	2:27.711
63	50.920	2:30.063
11	52.551	2:27.710
23	58.143	2:30.522
47	58.896	2:30.589
32	1:06.290	2:29.171
21	1:17.383	2:32.804
17	1:18.931	2:35.255
45	1:21.766	2:33.305
30	1:23.372	2:34.623
7	1:35.277	2:36.842
44	1:35.439	2:36.829
555	2:01.372	2:44.307

LAP 6 @ 16:35:41.460

NO	BEHIND	LAP TIME
102		2:17.787
3	0.232	2:18.632
71	1 Lap	2:46.211
33	0.526	2:18.156
76	0.622	2:18.732
26	14.467	2:20.241
106	17.893	2:21.924
126	21.242	2:21.236
13	26.604	2:23.899
50	26.688	2:24.748
93	27.321	2:24.391
9	29.719	2:23.064
73	29.978	2:22.994
69	38.639	2:23.507
36	39.348	2:23.572
37	39.667	2:23.533
5	52.938	2:26.802
11	1:01.722	2:27.571
63	1:03.162	2:30.642
23	1:09.222	2:29.479
47	1:10.948	2:30.452
32	1:16.244	2:28.354
21	1:30.860	2:31.877
17	1:36.094	2:35.563
45	1:37.615	2:34.249
30	1:38.210	2:33.238
7	1:54.409	2:37.532
44	1:54.631	2:37.592
555	2:29.622	2:46.650

Weather / Track : Cloudy / Dry

Snetterton
Circuit Length = 2.9689 miles
Start: 16:21 Flag 16:35 End: 16:38

Results can be found at www.tsl-timing.com

Printed - 16:39 Sunday, 29 May 2016

BMCRC - MRO Championships 2016 - Rnd 4 @ Snetterton 300

ACU Team Green Junior Cup & Senior 300 Series

RACE 16 - SECTOR ANALYSIS

SECTOR 1 = FL to I1, SECTOR 2 = I1 to FL, DIFF = Difference To Personal Best Lap

P1 102 J Charlie FARRER Kawasaki -

IDEAL LAP TIME : 2:17.658 BEST LAP TIME : 2:17.787 DIFFERENCE : 0.129

LAP	SECTOR 1	SECTOR 2	LAP TIME	MPH	DIFF	TIME OF DAY
1 -		45.917	2:24.758	73.83	6.971	16:24:04.345
2 -	1:34.415	46.137	2:20.552	76.04	2.765	16:26:24.897
3 -	1:34.413	46.033	2:20.446	76.10	2.659	16:28:45.343
4 -	1:33.926	45.940	2:19.866 **(3)**	76.41	2.079	16:31:05.209
5 -	1:32.907	***45.557***	2:18.464 **(2)**	77.19	0.677	16:33:23.673
6 -	***1:32.101***	45.686	***2:17.787*** **(1)**	***77.56***		***16:35:41.460***

P2 3 J Joey LAMBDEN Kawasaki -

IDEAL LAP TIME : 2:18.202 BEST LAP TIME : 2:18.570 DIFFERENCE : 0.368

LAP	SECTOR 1	SECTOR 2	LAP TIME	MPH	DIFF	TIME OF DAY
1 -		***45.447***	2:25.187	73.61	6.617	16:24:04.774
2 -	1:34.203	46.484	2:20.687	75.97	2.117	16:26:25.461
3 -	1:34.067	46.139	2:20.206	76.23	1.636	16:28:45.667
4 -	1:33.354	45.469	2:18.823 **(3)**	76.99	0.253	16:31:04.490
5 -	1:32.862	45.708	***2:18.570*** **(1)**	***77.13***		***16:33:23.060***
6 -	***1:32.755***	45.877	2:18.632 **(2)**	77.09	0.062	16:35:41.692

P3 33 J Brandon PAYNE Kawasaki - Mom & dad

IDEAL LAP TIME : BEST LAP TIME : 2:18.156 DIFFERENCE :

LAP	SECTOR 1	SECTOR 2	LAP TIME	MPH	DIFF	TIME OF DAY
1 -			2:28.119	72.15	9.963	16:24:07.706
2 -			2:19.727	76.49	1.571	16:26:27.433
3 -			2:19.290	76.73	1.134	16:28:46.723
4 -			2:18.682 **(3)**	77.06	0.526	16:31:05.405
5 -			2:18.425 **(2)**	77.21	0.269	16:33:23.830
6 -			***2:18.156*** **(1)**	***77.36***		***16:35:41.986***

P4 76 J Elliot PINSON Kawasaki - Mum, Dad, Gran & Grandad

IDEAL LAP TIME : 2:18.008 BEST LAP TIME : 2:18.038 DIFFERENCE : 0.030

LAP	SECTOR 1	SECTOR 2	LAP TIME	MPH	DIFF	TIME OF DAY
1 -		46.072	2:25.096	73.66	7.058	16:24:04.683
2 -	1:34.149	46.676	2:20.825	75.89	2.787	16:26:25.508
3 -	1:34.045	45.921	2:19.966	76.36	1.928	16:28:45.474
4 -	1:33.925	45.913	2:19.838 **(3)**	76.43	1.800	16:31:05.312
5 -	1:32.468	***45.570***	***2:18.038*** **(1)**	***77.42***		***16:33:23.350***
6 -	***1:32.438***	46.294	2:18.732 **(2)**	77.04	0.694	16:35:42.082

P5 26 J Luke HOPKINS Kawasaki - Mum - Zarra Hopkins

IDEAL LAP TIME : 2:19.580 BEST LAP TIME : 2:19.905 DIFFERENCE : 0.325

LAP	SECTOR 1	SECTOR 2	LAP TIME	MPH	DIFF	TIME OF DAY
1 -		45.994	2:33.872	69.46	13.967	16:24:13.459
2 -	1:34.862	46.334	2:21.196	75.69	1.291	16:26:34.655
3 -	1:34.098	45.807	***2:19.905*** **(1)**	***76.39***		***16:28:54.560***
4 -	1:34.594	46.369	2:20.963	75.82	1.058	16:31:15.523
5 -	1:34.620	***45.543***	2:20.163 **(2)**	76.25	0.258	16:33:35.686
6 -	***1:34.037***	46.204	2:20.241 **(3)**	76.21	0.336	16:35:55.927

P6 106 J Patrick BYRNE Kawasaki - PKB RACING

IDEAL LAP TIME : 2:20.953 BEST LAP TIME : 2:21.387 DIFFERENCE : 0.434

LAP	SECTOR 1	SECTOR 2	LAP TIME	MPH	DIFF	TIME OF DAY
1 -		47.803	2:29.044	71.71	7.657	16:24:08.631
2 -	1:35.724	47.037	2:22.761	74.86	1.374	16:26:31.392
3 -	1:35.158	47.302	2:22.460	75.02	1.073	16:28:53.852
4 -	1:34.794	***46.593***	***2:21.387*** **(1)**	***75.59***		***16:31:15.239***
5 -	1:35.188	47.002	2:22.190 **(3)**	75.16	0.803	16:33:37.429

Snetterton
Circuit Length = 2.9689 miles
Start: 16:21 Flag 16:35 End: 16:38

Weather / Track : Cloudy / Dry

BMCRC - MRO Championships 2016 - Rnd 4 @ Snetterton 300

ACU Team Green Junior Cup & Senior 300 Series

RACE 16 - SECTOR ANALYSIS

SECTOR 1 = FL to I1, SECTOR 2 = I1 to FL, DIFF = Difference To Personal Best Lap

6 -	***1:34.360***	47.564	2:21.924 **(2)**	75.30	0.537	16:35:59.353

P7 126 S Gareth HOPKINS Kawasaki - The Wife - Zarra Hopkins

IDEAL LAP TIME : 2:21.215 BEST LAP TIME : 2:21.236 DIFFERENCE : 0.021

LAP	SECTOR 1	SECTOR 2	LAP TIME	MPH	DIFF	TIME OF DAY
1 -		46.858	2:33.147	69.78	11.911	16:24:12.734
2 -	1:36.348	46.935	2:23.283	74.59	2.047	16:26:36.017
3 -	1:35.189	46.537	2:21.726 **(2)**	75.41	0.490	16:28:57.743
4 -	1:35.484	46.363	2:21.847 **(3)**	75.34	0.611	16:31:19.590
5 -	1:35.677	***46.199***	2:21.876	75.33	0.640	16:33:41.466
6 -	***1:35.016***	46.220	***2:21.236*** **(1)**	***75.67***		***16:36:02.702***

P8 13 S Ben HAWES Kawasaki -

IDEAL LAP TIME : 2:22.868 BEST LAP TIME : 2:23.117 DIFFERENCE : 0.249

LAP	SECTOR 1	SECTOR 2	LAP TIME	MPH	DIFF	TIME OF DAY
1 -		47.232	2:29.951	71.27	6.834	16:24:09.538
2 -	1:36.488	***47.137***	2:23.625 **(3)**	74.41	0.508	16:26:33.163
3 -	***1:35.731***	47.386	***2:23.117*** **(1)**	***74.68***		***16:28:56.280***
4 -	1:35.864	47.733	2:23.597 **(2)**	74.43	0.480	16:31:19.877
5 -	1:36.964	47.324	2:24.288	74.07	1.171	16:33:44.165
6 -	1:36.629	47.270	2:23.899	74.27	0.782	16:36:08.064

P9 50 J Aditya Singh BEHAL Kawasaki - Titan Energy

IDEAL LAP TIME : 2:22.535 BEST LAP TIME : 2:22.803 DIFFERENCE : 0.268

LAP	SECTOR 1	SECTOR 2	LAP TIME	MPH	DIFF	TIME OF DAY
1 -		47.326	2:30.566	70.98	7.763	16:24:10.153
2 -	1:36.475	47.066	2:23.541	74.46	0.738	16:26:33.694
3 -	1:36.398	47.016	2:23.414 **(2)**	74.52	0.611	16:28:57.108
4 -	***1:35.976***	46.827	***2:22.803*** **(1)**	***74.84***		***16:31:19.911***
5 -	1:36.930	***46.559***	2:23.489 **(3)**	74.48	0.686	16:33:43.400
6 -	1:37.744	47.004	2:24.748	73.83	1.945	16:36:08.148

P10 93 S Monica ISAAC Kawasaki - Fins Motorcycles & Blockade Services

IDEAL LAP TIME : 2:22.682 BEST LAP TIME : 2:22.682 DIFFERENCE : 0.000

LAP	SECTOR 1	SECTOR 2	LAP TIME	MPH	DIFF	TIME OF DAY
1 -		48.222	2:31.416	70.58	8.734	16:24:11.003
2 -	1:36.426	47.100	2:23.526 **(3)**	74.46	0.844	16:26:34.529
3 -	1:36.041	47.393	2:23.434 **(2)**	74.51	0.752	16:28:57.963
4 -	***1:35.931***	***46.751***	***2:22.682*** **(1)**	***74.90***		***16:31:20.645***
5 -	1:36.750	46.995	2:23.745	74.35	1.063	16:33:44.390
6 -	1:37.166	47.225	2:24.391	74.02	1.709	16:36:08.781

P11 9 S Graham HAW Kawasaki - Graham Haw Joinery

IDEAL LAP TIME : 2:22.812 BEST LAP TIME : 2:23.064 DIFFERENCE : 0.252

LAP	SECTOR 1	SECTOR 2	LAP TIME	MPH	DIFF	TIME OF DAY
1 -		48.493	2:32.250	70.20	9.186	16:24:11.837
2 -	1:36.027	48.139	2:24.166	74.13	1.102	16:26:36.003
3 -	1:35.712	49.766	2:25.478	73.46	2.414	16:29:01.481
4 -	1:35.571	***47.620***	2:23.191 **(2)**	74.64	0.127	16:31:24.672
5 -	1:35.622	47.821	2:23.443 **(3)**	74.51	0.379	16:33:48.115
6 -	***1:35.192***	47.872	***2:23.064*** **(1)**	***74.70***		***16:36:11.179***

P12 73 S Sarah JORDAN Kawasaki - Bernard Elliott Racing

IDEAL LAP TIME : 2:22.946 BEST LAP TIME : 2:22.994 DIFFERENCE : 0.048

LAP	SECTOR 1	SECTOR 2	LAP TIME	MPH	DIFF	TIME OF DAY
1 -		48.064	2:32.474	70.09	9.480	16:24:12.061
2 -	1:37.161	***47.207***	2:24.368	74.03	1.374	16:26:36.429
3 -	1:36.272	48.469	2:24.741	73.84	1.747	16:29:01.170

Weather / Track : Cloudy / Dry

Snetterton
Circuit Length = 2.9689 miles
Start: 16:21 Flag 16:35 End: 16:38

BMCRC - MRO Championships 2016 - Rnd 4 @ Snetterton 300

ACU Team Green Junior Cup & Senior 300 Series

RACE 16 - SECTOR ANALYSIS

SECTOR 1 = FL to I1, SECTOR 2 = I1 to FL, DIFF = Difference To Personal Best Lap

4 -	1:35.827	48.131	2:23.958	(3)	74.24	0.964	16:31:25.128
5 -	1:35.800	47.516	2:23.316	(2)	74.57	0.322	16:33:48.444
6 -	***1:35.739***	47.255	***2:22.994***	**(1)**	***74.74***		***16:36:11.438***

P13 69 J Connor HALL Kawasaki - S & Y CERAMICS

IDEAL LAP TIME : 2:23.460 BEST LAP TIME : 2:23.507 DIFFERENCE : 0.047

LAP	SECTOR 1	SECTOR 2	LAP TIME		MPH	DIFF	TIME OF DAY
1 -		48.549	2:36.729		68.19	13.222	16:24:16.316
2 -	1:38.329	48.333	2:26.662		72.87	3.155	16:26:42.978
3 -	1:37.329	47.813	2:25.142		73.63	1.635	16:29:08.120
4 -	***1:36.791***	47.677	2:24.468	(3)	73.98	0.961	16:31:32.588
5 -	1:36.962	47.042	2:24.004	(2)	74.22	0.497	16:33:56.592
6 -	1:36.838	***46.669***	***2:23.507***	**(1)**	***74.47***		***16:36:20.099***

P14 36 J Harry FOWLE Kawasaki - A.Fowle Joinery

IDEAL LAP TIME : 2:23.486 BEST LAP TIME : 2:23.572 DIFFERENCE : 0.086

LAP	SECTOR 1	SECTOR 2	LAP TIME		MPH	DIFF	TIME OF DAY
1 -		48.583	2:33.957		69.42	10.385	16:24:13.544
2 -	1:37.957	48.815	2:26.772		72.82	3.200	16:26:40.316
3 -	1:37.939	48.439	2:26.378	(3)	73.01	2.806	16:29:06.694
4 -	1:38.284	48.404	2:26.688		72.86	3.116	16:31:33.382
5 -	1:36.819	***47.035***	2:23.854	(2)	74.29	0.282	16:33:57.236
6 -	***1:36.451***	47.121	***2:23.572***	**(1)**	***74.44***		***16:36:20.808***

P15 37 S Craig CLEMONS Kawasaki - Naomi

IDEAL LAP TIME : 2:23.136 BEST LAP TIME : 2:23.344 DIFFERENCE : 0.208

LAP	SECTOR 1	SECTOR 2	LAP TIME		MPH	DIFF	TIME OF DAY
1 -		48.315	2:38.460		67.44	15.116	16:24:18.047
2 -	1:37.806	48.767	2:26.573		72.91	3.229	16:26:44.620
3 -	1:37.355	47.419	2:24.774	(3)	73.82	1.430	16:29:09.394
4 -	1:37.377	47.479	2:24.856		73.78	1.512	16:31:34.250
5 -	1:36.509	***46.835***	***2:23.344***	**(1)**	***74.56***		***16:33:57.594***
6 -	***1:36.301***	47.232	2:23.533	(2)	74.46	0.189	16:36:21.127

P16 5 S Matthew STEVENS Kawasaki -

IDEAL LAP TIME : 2:26.802 BEST LAP TIME : 2:26.802 DIFFERENCE : 0.000

LAP	SECTOR 1	SECTOR 2	LAP TIME		MPH	DIFF	TIME OF DAY
1 -		48.593	2:37.263		67.96	10.461	16:24:16.850
2 -	1:39.044	48.810	2:27.854		72.28	1.052	16:26:44.704
3 -	1:39.651	48.278	2:27.929		72.25	1.127	16:29:12.633
4 -	1:38.990	48.262	2:27.252	(2)	72.58	0.450	16:31:39.885
5 -	1:39.438	48.273	2:27.711	(3)	72.35	0.909	16:34:07.596
6 -	***1:38.685***	***48.117***	***2:26.802***	**(1)**	***72.80***		***16:36:34.398***

P17 11 S Colin CLUNE Kawasaki -

IDEAL LAP TIME : 2:27.058 BEST LAP TIME : 2:27.571 DIFFERENCE : 0.513

LAP	SECTOR 1	SECTOR 2	LAP TIME		MPH	DIFF	TIME OF DAY
1 -		50.091	2:41.221		66.29	13.650	16:24:20.808
2 -	1:39.905	49.217	2:29.122		71.67	1.551	16:26:49.930
3 -	1:40.518	49.054	2:29.572		71.45	2.001	16:29:19.502
4 -	1:39.547	48.852	2:28.399	(3)	72.02	0.828	16:31:47.901
5 -	1:39.129	***48.581***	2:27.710	(2)	72.35	0.139	16:34:15.611
6 -	***1:38.477***	49.094	***2:27.571***	**(1)**	***72.42***		***16:36:43.182***

P18 63 S Samuel SMYTH Kawasaki -

IDEAL LAP TIME : 2:27.838 BEST LAP TIME : 2:28.092 DIFFERENCE : 0.254

LAP	SECTOR 1	SECTOR 2	LAP TIME		MPH	DIFF	TIME OF DAY
1 -		48.020	2:37.301		67.94	9.209	16:24:16.888

Weather / Track : Cloudy / Dry

Snetterton
Circuit Length = 2.9689 miles
Start: 16:21 Flag 16:35 End: 16:38

BMCRC - MRO Championships 2016 - Rnd 4 @ Snetterton 300

ACU Team Green Junior Cup & Senior 300 Series

RACE 16 - SECTOR ANALYSIS

SECTOR 1 = FL to I1, SECTOR 2 = I1 to FL, DIFF = Difference To Personal Best Lap

2 -	1:40.634	48.660	2:29.294	(2)	71.59	1.202	16:26:46.182
3 -	1:40.146	***47.946***	***2:28.092***	(1)	***72.17***		***16:29:14.274***
4 -	***1:39.892***	49.751	2:29.643	(3)	71.42	1.551	16:31:43.917
5 -	1:39.980	50.083	2:30.063		71.22	1.971	16:34:13.980
6 -	1:39.978	50.664	2:30.642		70.95	2.550	16:36:44.622

P19 23 J Joe ELLIS Kawasaki -

IDEAL LAP TIME : 2:28.495 BEST LAP TIME : 2:29.341 DIFFERENCE : 0.846

LAP	SECTOR 1	SECTOR 2	LAP TIME		MPH	DIFF	TIME OF DAY
1 -		50.090	2:40.245		66.69	10.904	16:24:19.832
2 -	***1:39.630***	49.711	***2:29.341***	(1)	***71.56***		***16:26:49.173***
3 -	1:40.164	49.542	2:29.706	(3)	71.39	0.365	16:29:18.879
4 -	1:42.428	49.374	2:31.802		70.40	2.461	16:31:50.681
5 -	1:40.209	50.313	2:30.522		71.00	1.181	16:34:21.203
6 -	1:40.614	***48.865***	2:29.479	(2)	71.50	0.138	16:36:50.682

P20 47 S Matt HILL Kawasaki -

IDEAL LAP TIME : 2:29.879 BEST LAP TIME : 2:30.244 DIFFERENCE : 0.365

LAP	SECTOR 1	SECTOR 2	LAP TIME		MPH	DIFF	TIME OF DAY
1 -		50.456	2:39.288		67.09	9.044	16:24:18.875
2 -	1:40.504	50.707	2:31.211		70.68	0.967	16:26:50.086
3 -	1:41.288	49.749	2:31.037		70.76	0.793	16:29:21.123
4 -	***1:40.222***	50.022	***2:30.244***	(1)	***71.13***		***16:31:51.367***
5 -	1:40.290	50.299	2:30.589	(3)	70.97	0.345	16:34:21.956
6 -	1:40.795	***49.657***	2:30.452	(2)	71.03	0.208	16:36:52.408

P21 32 S Paul ROBSON Kawasaki - Cheffing Solutions

IDEAL LAP TIME : 2:28.354 BEST LAP TIME : 2:28.354 DIFFERENCE : 0.000

LAP	SECTOR 1	SECTOR 2	LAP TIME		MPH	DIFF	TIME OF DAY
1 -		50.331	2:40.982		66.39	12.628	16:24:20.569
2 -	1:39.662	57.894	2:37.556		67.83	9.202	16:26:58.125
3 -	1:40.922	49.693	2:30.615	(3)	70.96	2.261	16:29:28.740
4 -	1:41.264	50.175	2:31.439		70.57	3.085	16:32:00.179
5 -	1:39.586	49.585	2:29.171	(2)	71.64	0.817	16:34:29.350
6 -	***1:39.288***	***49.066***	***2:28.354***	(1)	***72.04***		***16:36:57.704***

P22 21 J Callum SADBERRY Kawasaki -

IDEAL LAP TIME : 2:31.877 BEST LAP TIME : 2:31.877 DIFFERENCE : 0.000

LAP	SECTOR 1	SECTOR 2	LAP TIME		MPH	DIFF	TIME OF DAY
1 -		51.430	2:46.336		64.25	14.459	16:24:25.923
2 -	1:44.278	51.240	2:35.518		68.72	3.641	16:27:01.441
3 -	1:42.490	50.803	2:33.293		69.72	1.416	16:29:34.734
4 -	1:42.180	50.725	2:32.905	(3)	69.90	1.028	16:32:07.639
5 -	1:42.816	49.988	2:32.804	(2)	69.94	0.927	16:34:40.443
6 -	***1:41.965***	***49.912***	***2:31.877***	(1)	***70.37***		***16:37:12.320***

P23 17 J Jordan HARRIS Kawasaki -

IDEAL LAP TIME : 2:31.804 BEST LAP TIME : 2:31.804 DIFFERENCE : 0.000

LAP	SECTOR 1	SECTOR 2	LAP TIME		MPH	DIFF	TIME OF DAY
1 -		50.628	2:40.969		66.39	9.165	16:24:20.556
2 -	***1:41.219***	***50.585***	***2:31.804***	(1)	***70.40***		***16:26:52.360***
3 -	1:43.265	51.358	2:34.623	(2)	69.12	2.819	16:29:26.983
4 -	1:43.457	56.296	2:39.753		66.90	7.949	16:32:06.736
5 -	1:44.550	50.705	2:35.255	(3)	68.84	3.451	16:34:41.991
6 -	1:43.841	51.722	2:35.563		68.70	3.759	16:37:17.554

Weather / Track : Cloudy / Dry

Snetterton
Circuit Length = 2.9689 miles
Start: 16:21 Flag 16:35 End: 16:38

BMCRC - MRO Championships 2016 - Rnd 4 @ Snetterton 300

ACU Team Green Junior Cup & Senior 300 Series

RACE 16 - SECTOR ANALYSIS

SECTOR 1 = FL to I1, SECTOR 2 = I1 to FL, DIFF = Difference To Personal Best Lap

P24 45 S Steven HAWES Kawasaki - Clare Foley

IDEAL LAP TIME : 2:32.543 BEST LAP TIME : 2:33.305 DIFFERENCE : 0.762

LAP	SECTOR 1	SECTOR 2	LAP TIME	MPH	DIFF	TIME OF DAY
1 -		52.502	2:45.709	64.49	12.404	16:24:25.296
2 -	1:45.204	51.519	2:36.723	68.19	3.418	16:27:02.019
3 -	1:43.971	***50.137***	2:34.108 **(2)**	69.35	0.803	16:29:36.127
4 -	1:43.569	51.825	2:35.394	68.78	2.089	16:32:11.521
5 -	***1:42.406***	50.899	***2:33.305*** **(1)**	***69.71***		***16:34:44.826***
6 -	1:43.495	50.754	2:34.249 **(3)**	69.29	0.944	16:37:19.075

P25 30 S Malcolm HOWELL Kawasaki -

IDEAL LAP TIME : 2:31.839 BEST LAP TIME : 2:32.330 DIFFERENCE : 0.491

LAP	SECTOR 1	SECTOR 2	LAP TIME	MPH	DIFF	TIME OF DAY
1 -		51.590	2:47.651	63.75	15.321	16:24:27.238
2 -	1:45.049	52.803	2:37.852	67.70	5.522	16:27:05.090
3 -	1:43.201	51.188	2:34.389 **(3)**	69.22	2.059	16:29:39.479
4 -	***1:41.541***	50.789	***2:32.330*** **(1)**	***70.16***		***16:32:11.809***
5 -	1:44.256	50.367	2:34.623	69.12	2.293	16:34:46.432
6 -	1:42.940	***50.298***	2:33.238 **(2)**	69.74	0.908	16:37:19.670

P26 7 S Michael SHARMAN Kawasaki -

IDEAL LAP TIME : 2:36.354 BEST LAP TIME : 2:36.842 DIFFERENCE : 0.488

LAP	SECTOR 1	SECTOR 2	LAP TIME	MPH	DIFF	TIME OF DAY
1 -		***52.354***	2:46.421	64.22	9.579	16:24:26.008
2 -	1:45.233	53.200	2:38.433	67.46	1.591	16:27:04.441
3 -	1:45.423	52.949	2:38.372 **(3)**	67.48	1.530	16:29:42.813
4 -	1:45.513	53.169	2:38.682	67.35	1.840	16:32:21.495
5 -	1:44.441	52.401	***2:36.842*** **(1)**	***68.14***		***16:34:58.337***
6 -	***1:44.000***	53.532	2:37.532 **(2)**	67.84	0.690	16:37:35.869

P27 44 S Duane SUTCH Kawasaki - Kaaden Tuning

IDEAL LAP TIME : 2:35.452 BEST LAP TIME : 2:36.829 DIFFERENCE : 1.377

LAP	SECTOR 1	SECTOR 2	LAP TIME	MPH	DIFF	TIME OF DAY
1 -		***51.395***	2:46.851	64.05	10.022	16:24:26.438
2 -	1:45.601	52.568	2:38.169 **(3)**	67.57	1.340	16:27:04.607
3 -	1:45.513	52.840	2:38.353	67.49	1.524	16:29:42.960
4 -	1:45.532	53.178	2:38.710	67.34	1.881	16:32:21.670
5 -	1:44.649	52.180	***2:36.829*** **(1)**	***68.15***		***16:34:58.499***
6 -	***1:44.057***	53.535	2:37.592 **(2)**	67.82	0.763	16:37:36.091

P28 555 S Michael LAURENSON Kawasaki -

IDEAL LAP TIME : 2:41.189 BEST LAP TIME : 2:41.705 DIFFERENCE : 0.516

LAP	SECTOR 1	SECTOR 2	LAP TIME	MPH	DIFF	TIME OF DAY
1 -		***53.721***	2:52.198	62.06	10.493	16:24:31.785
2 -	1:47.705	54.000	***2:41.705*** **(1)**	***66.09***		***16:27:13.490***
3 -	***1:47.468***	54.388	2:41.856 **(2)**	66.03	0.151	16:29:55.346
4 -	1:49.261	55.518	2:44.779	64.86	3.074	16:32:40.125
5 -	1:49.399	54.908	2:44.307 **(3)**	65.04	2.602	16:35:24.432
6 -	1:50.935	55.715	2:46.650	64.13	4.945	16:38:11.082

P29 71 S Karie HENLY Kawasaki -

IDEAL LAP TIME : 2:44.924 BEST LAP TIME : 2:45.156 DIFFERENCE : 0.232

LAP	SECTOR 1	SECTOR 2	LAP TIME	MPH	DIFF	TIME OF DAY
1 -		56.244	2:59.138	59.66	13.982	16:24:38.725
2 -	1:50.385	55.650	2:46.035 **(3)**	64.37	0.879	16:27:24.760
3 -	***1:49.567***	55.589	***2:45.156*** **(1)**	***64.71***		***16:30:09.916***
4 -	1:50.291	***55.357***	2:45.648 **(2)**	64.52	0.492	16:32:55.564
5 -	1:49.663	56.548	2:46.211	64.30	1.055	16:35:41.775

Snetterton
Circuit Length = 2.9689 miles
Start: 16:21 Flag 16:35 End: 16:38

Weather / Track : Cloudy / Dry

BMCRC - MRO Championships 2016 - Rnd 4 @ Snetterton 300

ACU Team Green Junior Cup & Senior 300 Series

RACE 16 - BEST SECTORS

SECTOR 1

POS	NO	NAME	TIME
1	102	FARRER	**1:32.101**
2	76	PINSON	**1:32.438**
3	3	LAMBDEN	**1:32.755**
4	26	HOPKINS	**1:34.037**
5	106	BYRNE	**1:34.360**
6	126	HOPKINS	**1:35.016**
7	9	HAW	**1:35.192**
8	13	HAWES	**1:35.731**
9	73	JORDAN	**1:35.739**
10	93	ISAAC	**1:35.931**
11	50	BEHAL	**1:35.976**
12	37	CLEMONS	**1:36.301**
13	36	FOWLE	**1:36.451**
14	69	HALL	**1:36.791**
15	11	CLUNE	**1:38.477**
16	5	STEVENS	**1:38.685**
17	32	ROBSON	**1:39.288**
18	23	ELLIS	**1:39.630**
19	63	SMYTH	**1:39.892**
20	47	HILL	**1:40.222**
21	17	HARRIS	**1:41.219**
22	30	HOWELL	**1:41.541**
23	21	SADBERRY	**1:41.965**
24	45	HAWES	**1:42.406**
25	7	SHARMAN	**1:44.000**
26	44	SUTCH	**1:44.057**
27	555	LAURENSON	**1:47.468**
28	71	HENLY	**1:49.567**
29			
30			

SECTOR 2

NO	NAME	TIME
3	LAMBDEN	**45.447**
26	HOPKINS	**45.543**
102	FARRER	**45.557**
76	PINSON	**45.570**
126	HOPKINS	**46.199**
50	BEHAL	**46.559**
106	BYRNE	**46.593**
69	HALL	**46.669**
93	ISAAC	**46.751**
37	CLEMONS	**46.835**
36	FOWLE	**47.035**
13	HAWES	**47.137**
73	JORDAN	**47.207**
9	HAW	**47.620**
63	SMYTH	**47.946**
5	STEVENS	**48.117**
11	CLUNE	**48.581**
23	ELLIS	**48.865**
32	ROBSON	**49.066**
47	HILL	**49.657**
21	SADBERRY	**49.912**
45	HAWES	**50.137**
30	HOWELL	**50.298**
17	HARRIS	**50.585**
44	SUTCH	**51.395**
7	SHARMAN	**52.354**
555	LAURENSON	**53.721**
71	HENLY	**55.357**

IDEAL / BEST COMPARISON

		PERFECT LAP	2:17.548		
1	102	FARRER	2:17.658	2:17.787	0.129
2	76	PINSON	2:18.008	2:18.038	0.030
3	3	LAMBDEN	2:18.202	2:18.570	0.368
4	26	HOPKINS	2:19.580	2:19.905	0.325
5	106	BYRNE	2:20.953	2:21.387	0.434
6	126	HOPKINS	2:21.215	2:21.236	0.021
7	50	BEHAL	2:22.535	2:22.803	0.268
8	93	ISAAC	2:22.682	2:22.682	0.000
9	9	HAW	2:22.812	2:23.064	0.252
10	13	HAWES	2:22.868	2:23.117	0.249
11	73	JORDAN	2:22.946	2:22.994	0.048
12	37	CLEMONS	2:23.136	2:23.344	0.208
13	69	HALL	2:23.460	2:23.507	0.047
14	36	FOWLE	2:23.486	2:23.572	0.086
15	5	STEVENS	2:26.802	2:26.802	0.000
16	11	CLUNE	2:27.058	2:27.571	0.513
17	63	SMYTH	2:27.838	2:28.092	0.254
18	32	ROBSON	2:28.354	2:28.354	0.000
19	23	ELLIS	2:28.495	2:29.341	0.846
20	47	HILL	2:29.879	2:30.244	0.365
21	17	HARRIS	2:31.804	2:31.804	0.000
22	30	HOWELL	2:31.839	2:32.330	0.491
23	21	SADBERRY	2:31.877	2:31.877	0.000
24	45	HAWES	2:32.543	2:33.305	0.762
25	44	SUTCH	2:35.452	2:36.829	1.377
26	7	SHARMAN	2:36.354	2:36.842	0.488
27	555	LAURENSON	2:41.189	2:41.705	0.516
28	71	HENLY	2:44.924	2:45.156	0.232
29	33	PAYNE		2:18.156	

Weather / Track : Cloudy / Dry

Snetterton
Circuit Length = 2.9689 miles
Start: 16:21 Flag 16:35 End: 16:38

Results can be found at www.tsl-timing.com

Printed - 16:39 Sunday, 29 May 2016

MRO Powerbikes inc Clubman 1000

Snetterton 300

28th & 29th May 2016

Results Provided by Timing Solutions Ltd
www.tsl-timing.com

Snetterton 300

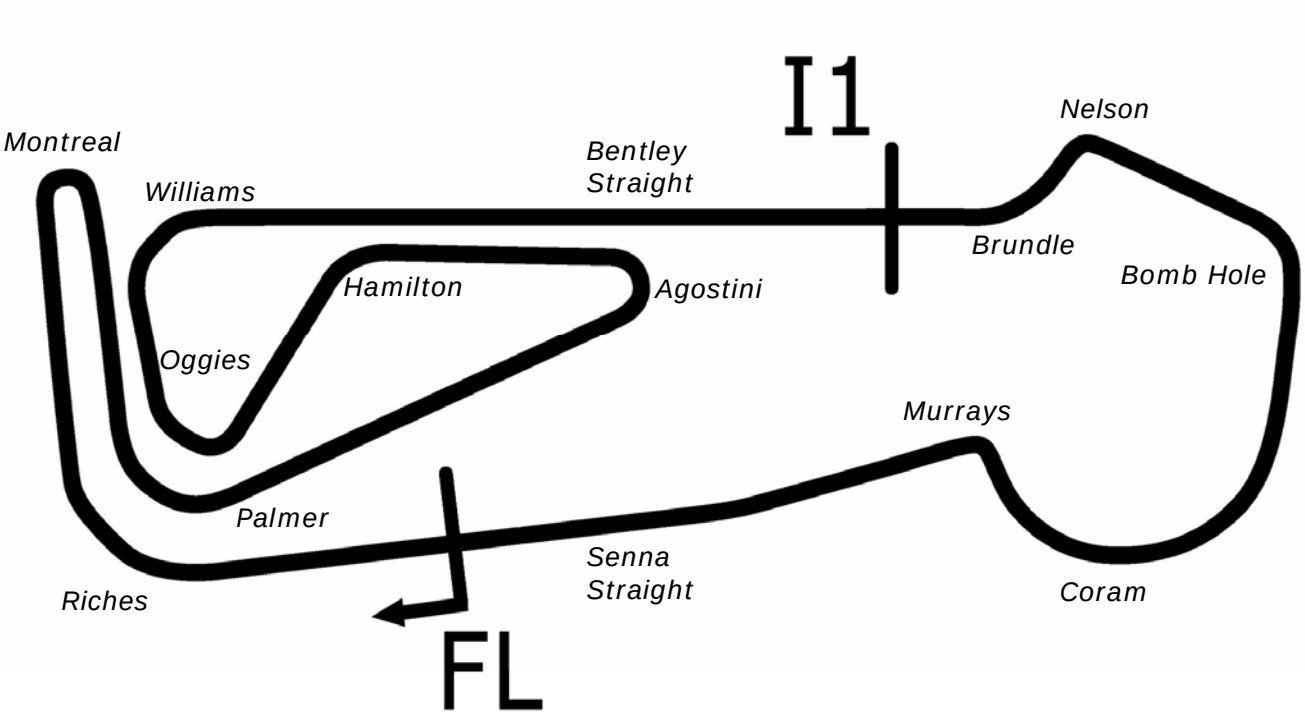

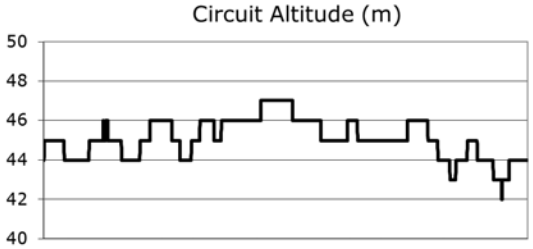

Length	2.9689 miles	4778.0 m	
FL		52.46340 N	0.94476 E
I1	3198m	52.46617 N	0.94964 E
Pit Entry	4572m	52.46364 N	0.94774 E
Pit Exit	40m after FL	52.46338 N	0.94420 E

Pit Entry–Pit Exit 246m, 14.7s @60kph, 11.0s @80kph

All results available at www.tsl-timing.com

BMCRC - MRO Championships 2016 - Rnd 4 @ Snetterton 300

BG Products MRO Powerbikes inc Clubman 1000

QUALIFYING - CLASSIFICATION

POS	NO	CL	PIC	NAME	ENTRY	TIME	ON	LAPS	GAP	DIFF	MPH
1	72		1	Michael O'BRIEN	Yamaha -	1:54.341	3	3			93.47
2	173		2	Stephen DRAPER	Kawasaki -	1:54.626	7	7	0.285	0.285	93.24
3	3		3	Colin PARKER	Yamaha - Global Robots	1:55.575	7	8	1.234	0.949	92.47
4	1		4	Peter BAKER	Kawasaki -	1:55.964	5	7	1.623	0.389	92.16
5	31		5	Jack CROUCHER	Kawasaki -	1:56.673	4	7	2.332	0.709	91.60
6	45		6	Rhalf Lo TURCO	Kawasaki -	1:56.993	7	8	2.652	0.320	91.35
7	47		7	Daryl DANCE	Yamaha - 2 brothers scaffolding/Dad	1:57.041	6	8	2.700	0.048	91.31
8	70	C	1	Jamie TIBBLE	Kawasaki - Club70	1:57.584	7	8	3.243	0.543	90.89
9	69		8	Phil SETON	Yamaha - Seton Tuning	1:57.884	6	6	3.543	0.300	90.66
10	88		9	John BUTLER	Kawasaki - Butler-Hills Ltd	1:57.922	5	6	3.581	0.038	90.63
11	175		10	Anthony JOHNSON	Yamaha -	1:58.546	6	6	4.205	0.624	90.15
12	18		11	David GOWEN	Yamaha - L&G Engineering / Tinklers	1:58.824	5	7	4.483	0.278	89.94
13	76		12	Jason BYARD	Suzuki - May Construction	1:59.012	7	7	4.671	0.188	89.80
14	64	C	2	Barry CHAMBERLAIN	Suzuki - Goldline Maintenance Services	1:59.803	3	7	5.462	0.791	89.21
15	24		13	Alan SMITH	Kawasaki - Mervyn Lambert Plant / Orwells Mcs	2:00.206	7	7	5.865	0.403	88.91
16	48	C	3	Christos BOUZOUKIS	BMW -	2:00.726	4	7	6.385	0.520	88.53
17	19	C	4	Chris LAY	Kawasaki -	2:01.332	7	7	6.991	0.606	88.08
18	37	C	5	Aldo MORELLO	BMW - UK Roofing & Plastics Supplies Ltd	2:01.364	5	7	7.023	0.032	88.06
19	25	C	6	Louis BARTLETT	Kawasaki - McMillian Williams Solicitors	2:01.880	4	4	7.539	0.516	87.69
20	17	C	7	Luke ZUCHOWSKI	BMW -	2:02.106	5	7	7.765	0.226	87.53
21	46	C	8	Simon GATES	Yamaha - No Talentino Rossi (Team FATI Yamaha)	2:03.015	7	7	8.674	0.909	86.88
22	29	C	9	Craig KENNELLY	Kawasaki - Real roads	2:03.943	7	7	9.602	0.928	86.23
23	8		14	John COUGHLAN	Aprilia - BIKERSWORLD	2:03.992	3	3	9.651	0.049	86.19
24	57	C	10	David MILLS	Kawasaki - Area Fifty One Racing	2:04.350	3	4	10.009	0.358	85.95
25	9	C	11	Mark O'BRIEN	Ducati - obrienhifi.com	2:04.456	5	7	10.115	0.106	85.87
26	41		15	David ABRAHAM	Kawasaki - Cambridge Motorcycles	2:04.524	5	7	10.183	0.068	85.83
27	52	C	12	Lee BARRETT	Honda - LKJ contract cleaning & dad/mum	2:05.069	3	4	10.728	0.545	85.45
28	26	C	13	Eiren LONGWILL	Honda -	2:05.933	3	6	11.592	0.864	84.87
29	71		16	Colin CLUNE	Kawasaki -	2:06.325	4	6	11.984	0.392	84.60
30	7	C	14	John DAVIS	Yamaha -	2:06.724	4	6	12.383	0.399	84.34
31	63	C	15	Keith HATTON	BMW - L.K.J. CONTRACTS	2:07.597	3	4	13.256	0.873	83.76
32	5		17	Nick BISHOP	Suzuki - RTJ Trailers	2:08.538	7	7	14.197	0.941	83.15

Snetterton
Circuit Length = 2.9689 miles
Start: 09:00 Flag 09:15 End: 09:17

Weather / Track : Cloudy / Dry

These results are provisional until the conclusion of any judicial and technical matters.

Clerk Of Course :		Timekeeper :

Results can be found at www.tsl-timing.com

Printed - 09:17 Saturday, 28 May 2016

BMCRC - MRO Championships 2016 - Rnd 4 @ Snetterton 300

BG Products MRO Powerbikes inc Clubman 1000

QUALIFYING - SECTOR ANALYSIS

SECTOR 1 = FL to I1, SECTOR 2 = I1 to FL, DIFF = Difference To Personal Best Lap

P1 72 Michael O'BRIEN Yamaha -

IDEAL LAP TIME : 1:54.128 BEST LAP TIME : 1:54.341 DIFFERENCE : 0.213

LAP	SECTOR 1	SECTOR 2	LAP TIME	MPH	DIFF	TIME OF DAY
1 -	1:35.531	40.961	2:16.492 (3)	78.30	22.151	09:04:11.971
2 -	1:17.563	***38.118***	1:55.681 (2)	92.39	1.340	09:06:07.652
3 -	***1:16.010***	38.331	***1:54.341 (1)***	***93.47***		***09:08:01.993***

P2 173 Stephen DRAPER Kawasaki -

IDEAL LAP TIME : 1:54.626 BEST LAP TIME : 1:54.626 DIFFERENCE : 0.000

LAP	SECTOR 1	SECTOR 2	LAP TIME	MPH	DIFF	TIME OF DAY
1 -	1:25.495	40.385	2:05.880	84.90	11.254	09:03:29.785
2 -	1:17.647	38.515	1:56.162	92.01	1.536	09:05:25.947
3 -	1:18.050	39.461	1:57.511	90.95	2.885	09:07:23.458
4 -	1:17.211	38.585	1:55.796 (2)	92.30	1.170	09:09:19.254
5 -	1:17.451	38.795	1:56.246	91.94	1.620	09:11:15.500
6 -	1:17.234	38.698	1:55.932 (3)	92.19	1.306	09:13:11.432
7 -	***1:16.677***	***37.949***	***1:54.626 (1)***	***93.24***		***09:15:06.058***

P3 3 Colin PARKER Yamaha - Global Robots

IDEAL LAP TIME : 1:55.575 BEST LAP TIME : 1:55.575 DIFFERENCE : 0.000

LAP	SECTOR 1	SECTOR 2	LAP TIME	MPH	DIFF	TIME OF DAY
1 -	1:24.302	40.394	2:04.696	85.71	9.121	09:03:38.326
2 -	1:20.119	39.477	1:59.596	89.36	4.021	09:05:37.922
3 -	1:17.572	39.201	1:56.773	91.52	1.198	09:07:34.695
4 -	1:17.172	39.008	1:56.180 (2)	91.99	0.605	09:09:30.875
5 -	1:17.260	39.279	1:56.539	91.71	0.964	09:11:27.414
6 -	1:17.262	39.263	1:56.525 (3)	91.72	0.950	09:13:23.939
7 -	***1:16.717***	***38.858***	***1:55.575 (1)***	***92.47***		***09:15:19.514***
8 -	1:17.979	44.696	2:02.675	87.12	7.100	09:17:22.189

P4 1 Peter BAKER Kawasaki -

IDEAL LAP TIME : 1:55.783 BEST LAP TIME : 1:55.964 DIFFERENCE : 0.181

LAP	SECTOR 1	SECTOR 2	LAP TIME	MPH	DIFF	TIME OF DAY
1 -	1:25.365	40.303	2:05.668	85.05	9.704	09:03:36.485
2 -	1:18.835	39.364	1:58.199	90.42	2.235	09:05:34.684
3 -	1:17.554	39.051	1:56.605	91.66	0.641	09:07:31.289
4 -	1:17.455	39.006	1:56.461 (3)	91.77	0.497	09:09:27.750
5 -	1:17.339	***38.625***	***1:55.964 (1)***	***92.16***		***09:11:23.714***
6 -	1:17.340	40.119	1:57.459	90.99	1.495	09:13:21.173
7 -	***1:17.158***	39.012	1:56.170 (2)	92.00	0.206	09:15:17.343

P5 31 Jack CROUCHER Kawasaki -

IDEAL LAP TIME : 1:56.453 BEST LAP TIME : 1:56.673 DIFFERENCE : 0.220

LAP	SECTOR 1	SECTOR 2	LAP TIME	MPH	DIFF	TIME OF DAY
1 -	1:23.952	40.483	2:04.435	85.89	7.762	09:03:36.790
2 -	1:19.982	40.473	2:00.455	88.73	3.782	09:05:37.245
3 -	1:18.444	***39.454***	1:57.898 (3)	90.65	1.225	09:07:35.143
4 -	***1:16.999***	39.674	***1:56.673 (1)***	***91.60***		***09:09:31.816***
5 -	1:17.791	39.584	1:57.375 (2)	91.05	0.702	09:11:29.191
6 -	1:17.893	41.107	1:59.000	89.81	2.327	09:13:28.191
7 -	1:38.233	43.468	2:21.701	75.42	25.028	09:15:49.892

P6 45 Rhalf Lo TURCO Kawasaki -

IDEAL LAP TIME : 1:56.284 BEST LAP TIME : 1:56.993 DIFFERENCE : 0.709

LAP	SECTOR 1	SECTOR 2	LAP TIME	MPH	DIFF	TIME OF DAY
1 -	1:20.928	39.619	2:00.547	88.66	3.554	09:02:48.137
2 -	1:18.100	40.241	1:58.341	90.31	1.348	09:04:46.478
3 -	1:17.650	39.409	1:57.059 (2)	91.30	0.066	09:06:43.537

Weather / Track : Cloudy / Dry

Snetterton
Circuit Length = 2.9689 miles
Start: 09:00 Flag 09:15 End: 09:17

BMCRC - MRO Championships 2016 - Rnd 4 @ Snetterton 300

BG Products MRO Powerbikes inc Clubman 1000

QUALIFYING - SECTOR ANALYSIS

SECTOR 1 = FL to I1, SECTOR 2 = I1 to FL, DIFF = Difference To Personal Best Lap

4 -	***1:17.443***	40.400	1:57.843	**(3)**	90.69	0.850	09:08:41.380
5 -	1:19.521	40.626	2:00.147		88.95	3.154	09:10:41.527
6 -	1:19.689	***38.841***	1:58.530		90.17	1.537	09:12:40.057
7 -	1:17.888	39.105	***1:56.993***	**(1)**	***91.35***		***09:14:37.050***
8 -	1:18.731	39.183	1:57.914		90.64	0.921	09:16:34.964

P7 47 Daryl DANCE Yamaha - 2 brothers scaffolding/Dad

IDEAL LAP TIME : 1:57.041 BEST LAP TIME : 1:57.041 DIFFERENCE : 0.000

LAP	SECTOR 1	SECTOR 2	LAP TIME		MPH	DIFF	TIME OF DAY
1 -	1:21.818	39.519	2:01.337		88.08	4.296	09:02:53.480
2 -	1:19.701	39.974	1:59.675		89.30	2.634	09:04:53.155
3 -	1:19.480	39.494	1:58.974		89.83	1.933	09:06:52.129
4 -	1:18.337	39.227	1:57.564	**(2)**	90.91	0.523	09:08:49.693
5 -	1:18.690	38.935	1:57.625	**(3)**	90.86	0.584	09:10:47.318
6 -	***1:18.242***	***38.799***	***1:57.041***	**(1)**	***91.31***		***09:12:44.359***
7 -	1:18.892	40.218	1:59.110		89.73	2.069	09:14:43.469
8 -	1:18.691	39.585	1:58.276		90.36	1.235	09:16:41.745

P8 70 C Jamie TIBBLE Kawasaki - Club70

IDEAL LAP TIME : 1:57.430 BEST LAP TIME : 1:57.584 DIFFERENCE : 0.154

LAP	SECTOR 1	SECTOR 2	LAP TIME		MPH	DIFF	TIME OF DAY
1 -	1:28.346	41.811	2:10.157		82.11	12.573	09:02:59.158
2 -	1:21.011	40.146	2:01.157		88.21	3.573	09:05:00.315
3 -	1:20.218	40.158	2:00.376		88.78	2.792	09:07:00.691
4 -	***1:18.306***	40.072	1:58.378		90.28	0.794	09:08:59.069
5 -	1:19.808	***39.124***	1:58.932		89.86	1.348	09:10:58.001
6 -	1:18.520	39.419	1:57.939	**(2)**	90.62	0.355	09:12:55.940
7 -	1:18.376	39.208	***1:57.584***	**(1)**	***90.89***		***09:14:53.524***
8 -	1:18.923	39.350	1:58.273	**(3)**	90.36	0.689	09:16:51.797

P9 69 Phil SETON Yamaha - Seton Tuning

IDEAL LAP TIME : 1:57.884 BEST LAP TIME : 1:57.884 DIFFERENCE : 0.000

LAP	SECTOR 1	SECTOR 2	LAP TIME		MPH	DIFF	TIME OF DAY
1 -	OUTLAP	43.569	2:19.609		76.55	21.725	09:05:58.361
2 -	1:23.350	40.805	2:04.155		86.08	6.271	09:08:02.516
3 -	1:19.821	39.570	1:59.391		89.52	1.507	09:10:01.907
4 -	1:19.335	39.524	1:58.859	**(3)**	89.92	0.975	09:12:00.766
5 -	1:18.757	39.863	1:58.620	**(2)**	90.10	0.736	09:13:59.386
6 -	***1:18.570***	***39.314***	***1:57.884***	**(1)**	***90.66***		***09:15:57.270***

P10 88 John BUTLER Kawasaki - Butler-Hills Ltd

IDEAL LAP TIME : 1:57.341 BEST LAP TIME : 1:57.922 DIFFERENCE : 0.581

LAP	SECTOR 1	SECTOR 2	LAP TIME		MPH	DIFF	TIME OF DAY
1 -	1:26.329	40.393	2:06.722		84.34	8.800	09:03:18.449
2 -	1:21.036	39.786	2:00.822		88.46	2.900	09:05:19.271
3 -	1:20.557	39.878	2:00.435		88.74	2.513	09:07:19.706
4 -	1:19.200	39.519	1:58.719	**(3)**	90.02	0.797	09:09:18.425
5 -	1:18.733	***39.189***	***1:57.922***	**(1)**	***90.63***		***09:11:16.347***
6 -	1:19.248	39.290	1:58.538	**(2)**	90.16	0.616	09:13:14.885

P11 175 Anthony JOHNSON Yamaha -

IDEAL LAP TIME : 1:58.546 BEST LAP TIME : 1:58.546 DIFFERENCE : 0.000

LAP	SECTOR 1	SECTOR 2	LAP TIME		MPH	DIFF	TIME OF DAY
1 -	1:29.268	42.675	2:11.943		81.00	13.397	09:04:20.487
2 -	1:22.511	39.806	2:02.317		87.38	3.771	09:06:22.804
3 -	1:19.045	40.588	1:59.633	**(3)**	89.34	1.087	09:08:22.437
4 -	1:23.361	40.209	2:03.570		86.49	5.024	09:10:26.007
5 -	1:19.358	40.184	1:59.542	**(2)**	89.40	0.996	09:12:25.549
6 -	***1:19.016***	***39.530***	***1:58.546***	**(1)**	***90.15***		***09:14:24.095***

Snetterton
Circuit Length = 2.9689 miles
Start: 09:00 Flag 09:15 End: 09:17

Weather / Track : Cloudy / Dry

BMCRC - MRO Championships 2016 - Rnd 4 @ Snetterton 300

BG Products MRO Powerbikes inc Clubman 1000

QUALIFYING - SECTOR ANALYSIS

SECTOR 1 = FL to I1, SECTOR 2 = I1 to FL, DIFF = Difference To Personal Best Lap

P12 18 David GOWEN Yamaha - L&G Engineering / Tinklers

IDEAL LAP TIME : 1:58.668 BEST LAP TIME : 1:58.824 DIFFERENCE : 0.156

LAP	SECTOR 1	SECTOR 2	LAP TIME	MPH	DIFF	TIME OF DAY
1 -	1:25.975	41.261	2:07.236	84.00	8.412	09:04:20.527
2 -	1:21.435	39.784	2:01.219	88.17	2.395	09:06:21.746
3 -	1:19.594	41.114	2:00.708	88.54	1.884	09:08:22.454
4 -	***1:19.371***	39.518	1:58.889 **(2)**	89.89	0.065	09:10:21.343
5 -	1:19.527	***39.297***	***1:58.824*** **(1)**	***89.94***		***09:12:20.167***
6 -	1:19.406	39.634	1:59.040 **(3)**	89.78	0.216	09:14:19.207
7 -	1:19.470	39.773	1:59.243	89.63	0.419	09:16:18.450

P13 76 Jason BYARD Suzuki - May Construction

IDEAL LAP TIME : 1:58.963 BEST LAP TIME : 1:59.012 DIFFERENCE : 0.049

LAP	SECTOR 1	SECTOR 2	LAP TIME	MPH	DIFF	TIME OF DAY
1 -	1:27.724	40.949	2:08.673	83.06	9.661	09:04:08.847
2 -	1:20.794	***39.543***	2:00.337 **(2)**	88.81	1.325	09:06:09.184
3 -	1:19.914	IN PIT	2:44.951 **P**	64.79	45.939	09:08:54.135
4 -	OUTLAP	42.240	2:10.128	82.13	11.116	09:11:04.263
5 -	1:26.645	41.483	2:08.128	83.41	9.116	09:13:12.391
6 -	1:20.332	41.839	2:02.171 **(3)**	87.48	3.159	09:15:14.562
7 -	***1:19.420***	39.592	***1:59.012*** **(1)**	***89.80***		***09:17:13.574***

P14 64 C Barry CHAMBERLAIN Suzuki - Goldline Maintenance Services

IDEAL LAP TIME : 1:59.080 BEST LAP TIME : 1:59.803 DIFFERENCE : 0.723

LAP	SECTOR 1	SECTOR 2	LAP TIME	MPH	DIFF	TIME OF DAY
1 -	1:28.228	41.816	2:10.044	82.18	10.241	09:04:42.127
2 -	1:21.570	40.283	2:01.853	87.71	2.050	09:06:43.980
3 -	***1:19.736***	40.067	***1:59.803*** **(1)**	***89.21***		***09:08:43.783***
4 -	1:20.108	40.350	2:00.458	88.72	0.655	09:10:44.241
5 -	1:20.544	***39.344***	1:59.888 **(2)**	89.15	0.085	09:12:44.129
6 -	1:20.744	39.778	2:00.522	88.68	0.719	09:14:44.651
7 -	1:20.432	39.676	2:00.108 **(3)**	88.98	0.305	09:16:44.759

P15 24 Alan SMITH Kawasaki - Mervyn Lambert Plant / Orwells Mcs

IDEAL LAP TIME : 2:00.024 BEST LAP TIME : 2:00.206 DIFFERENCE : 0.182

LAP	SECTOR 1	SECTOR 2	LAP TIME	MPH	DIFF	TIME OF DAY
1 -	1:31.125	42.537	2:13.662	79.96	13.456	09:04:37.943
2 -	1:21.177	40.831	2:02.008	87.60	1.802	09:06:39.951
3 -	1:20.486	40.868	2:01.354	88.07	1.148	09:08:41.305
4 -	1:20.449	40.617	2:01.066	88.28	0.860	09:10:42.371
5 -	***1:19.786***	40.722	2:00.508 **(2)**	88.69	0.302	09:12:42.879
6 -	1:19.983	40.776	2:00.759 **(3)**	88.50	0.553	09:14:43.638
7 -	1:19.968	***40.238***	***2:00.206*** **(1)**	***88.91***		***09:16:43.844***

P16 48 C Christos BOUZOUKIS BMW -

IDEAL LAP TIME : 2:00.726 BEST LAP TIME : 2:00.726 DIFFERENCE : 0.000

LAP	SECTOR 1	SECTOR 2	LAP TIME	MPH	DIFF	TIME OF DAY
1 -	1:30.017	41.648	2:11.665	81.17	10.939	09:03:05.527
2 -	1:21.557	40.475	2:02.032	87.58	1.306	09:05:07.559
3 -	1:21.214	40.794	2:02.008	87.60	1.282	09:07:09.567
4 -	***1:20.565***	***40.161***	***2:00.726*** **(1)**	***88.53***		***09:09:10.293***
5 -	1:21.042	40.178	2:01.220 **(2)**	88.17	0.494	09:11:11.513
6 -	1:21.701	40.162	2:01.863	87.70	1.137	09:13:13.376
7 -	1:20.998	40.553	2:01.551 **(3)**	87.93	0.825	09:15:14.927

P17 19 C Chris LAY Kawasaki -

IDEAL LAP TIME : 2:01.332 BEST LAP TIME : 2:01.332 DIFFERENCE : 0.000

LAP	SECTOR 1	SECTOR 2	LAP TIME	MPH	DIFF	TIME OF DAY

Weather / Track : Cloudy / Dry

Snetterton
Circuit Length = 2.9689 miles
Start: 09:00 Flag 09:15 End: 09:17

BMCRC - MRO Championships 2016 - Rnd 4 @ Snetterton 300

BG Products MRO Powerbikes inc Clubman 1000

QUALIFYING - SECTOR ANALYSIS

SECTOR 1 = FL to I1, SECTOR 2 = I1 to FL, DIFF = Difference To Personal Best Lap

1 -	1:30.228	42.904	2:13.132	80.28	11.800	09:03:36.690
2 -	1:24.095	41.215	2:05.310	85.29	3.978	09:05:42.000
3 -	1:22.482	41.540	2:04.022	86.17	2.690	09:07:46.022
4 -	1:21.714	41.057	2:02.771	87.05	1.439	09:09:48.793
5 -	1:21.939	40.816	2:02.755 **(3)**	87.06	1.423	09:11:51.548
6 -	1:21.380	40.393	2:01.773 **(2)**	87.77	0.441	09:13:53.321
7 -	***1:21.020***	***40.312***	***2:01.332*** **(1)**	***88.08***		***09:15:54.653***

P18 37 C Aldo MORELLO

BMW - UK Roofing & Plastics Supplies Ltd

IDEAL LAP TIME : 2:01.012 BEST LAP TIME : 2:01.364 DIFFERENCE : 0.352

LAP	SECTOR 1	SECTOR 2	LAP TIME	MPH	DIFF	TIME OF DAY
1 -	1:30.945	43.096	2:14.041	79.73	12.677	09:03:12.327
2 -	1:23.839	41.147	2:04.986	85.51	3.622	09:05:17.313
3 -	1:23.904	41.033	2:04.937	85.54	3.573	09:07:22.250
4 -	1:21.337	40.773	2:02.110 **(2)**	87.52	0.746	09:09:24.360
5 -	1:21.282	***40.082***	***2:01.364*** **(1)**	***88.06***		***09:11:25.724***
6 -	***1:20.930***	41.407	2:02.337 **(3)**	87.36	0.973	09:13:28.061
7 -	1:21.704	42.211	2:03.915	86.25	2.551	09:15:31.976

P19 25 C Louis BARTLETT

Kawasaki - McMillian Williams Solicitors

IDEAL LAP TIME : 2:01.880 BEST LAP TIME : 2:01.880 DIFFERENCE : 0.000

LAP	SECTOR 1	SECTOR 2	LAP TIME	MPH	DIFF	TIME OF DAY
1 -	OUTLAP	42.224	2:15.169	79.07	13.289	09:04:17.466
2 -	1:21.182	41.075	2:02.257 **(2)**	87.42	0.377	09:06:19.723
3 -	1:21.230	41.163	2:02.393 **(3)**	87.32	0.513	09:08:22.116
4 -	***1:21.044***	***40.836***	***2:01.880*** **(1)**	***87.69***		***09:10:23.996***

P20 17 C Luke ZUCHOWSKI

BMW -

IDEAL LAP TIME : 2:01.870 BEST LAP TIME : 2:02.106 DIFFERENCE : 0.236

LAP	SECTOR 1	SECTOR 2	LAP TIME	MPH	DIFF	TIME OF DAY
1 -	1:29.166	43.762	2:12.928	80.40	10.822	09:03:15.602
2 -	1:24.515	41.706	2:06.221	84.67	4.115	09:05:21.823
3 -	1:21.548	42.314	2:03.862	86.29	1.756	09:07:25.685
4 -	1:21.616	***41.385***	2:03.001 **(3)**	86.89	0.895	09:09:28.686
5 -	***1:20.485***	41.621	***2:02.106*** **(1)**	***87.53***		***09:11:30.792***
6 -	1:21.601	41.388	2:02.989 **(2)**	86.90	0.883	09:13:33.781
7 -	1:21.609	41.589	2:03.198	86.75	1.092	09:15:36.979

P21 46 C Simon GATES

Yamaha - No Talentino Rossi (Team FATI Yamaha)

IDEAL LAP TIME : 2:02.711 BEST LAP TIME : 2:03.015 DIFFERENCE : 0.304

LAP	SECTOR 1	SECTOR 2	LAP TIME	MPH	DIFF	TIME OF DAY
1 -	1:28.571	42.292	2:10.863	81.67	7.848	09:03:00.414
2 -	1:24.068	41.361	2:05.429	85.21	2.414	09:05:05.843
3 -	1:23.710	41.435	2:05.145	85.40	2.130	09:07:10.988
4 -	1:22.584	41.076	2:03.660 **(3)**	86.43	0.645	09:09:14.648
5 -	1:22.490	***40.830***	2:03.320 **(2)**	86.66	0.305	09:11:17.968
6 -	1:23.040	43.363	2:06.403	84.55	3.388	09:13:24.371
7 -	***1:21.881***	41.134	***2:03.015*** **(1)**	***86.88***		***09:15:27.386***

P22 29 C Craig KENNELLY

Kawasaki - Real roads

IDEAL LAP TIME : 2:03.771 BEST LAP TIME : 2:03.943 DIFFERENCE : 0.172

LAP	SECTOR 1	SECTOR 2	LAP TIME	MPH	DIFF	TIME OF DAY
1 -	1:33.499	43.815	2:17.314	77.83	13.371	09:04:21.389
2 -	1:26.689	42.432	2:09.121	82.77	5.178	09:06:30.510
3 -	1:25.000	42.129	2:07.129	84.07	3.186	09:08:37.639
4 -	1:24.885	42.844	2:07.729	83.67	3.786	09:10:45.368
5 -	1:24.735	41.654	2:06.389 **(3)**	84.56	2.446	09:12:51.757
6 -	1:23.742	***41.038***	2:04.780 **(2)**	85.65	0.837	09:14:56.537
7 -	***1:22.733***	41.210	***2:03.943*** **(1)**	***86.23***		***09:17:00.480***

Snetterton
Circuit Length = 2.9689 miles
Start: 09:00 Flag 09:15 End: 09:17

Weather / Track : Cloudy / Dry

BMCRC - MRO Championships 2016 - Rnd 4 @ Snetterton 300

BG Products MRO Powerbikes inc Clubman 1000

QUALIFYING - SECTOR ANALYSIS

SECTOR 1 = FL to I1, SECTOR 2 = I1 to FL, DIFF = Difference To Personal Best Lap

P23 8 John COUGHLAN Aprilia - BIKERSWORLD

IDEAL LAP TIME : 2:03.992 BEST LAP TIME : 2:03.992 DIFFERENCE : 0.000

LAP	SECTOR 1	SECTOR 2	LAP TIME	MPH	DIFF	TIME OF DAY
1 -	1:33.493	43.869	2:17.362 **(3)**	77.80	13.370	09:04:28.196
2 -	1:24.317	41.404	2:05.721 **(2)**	85.01	1.729	09:06:33.917
3 -	***1:22.591***	***41.401***	***2:03.992*** **(1)**	***86.19***		***09:08:37.909***

P24 57 C David MILLS Kawasaki - Area Fifty One Racing

IDEAL LAP TIME : 2:04.350 BEST LAP TIME : 2:04.350 DIFFERENCE : 0.000

LAP	SECTOR 1	SECTOR 2	LAP TIME	MPH	DIFF	TIME OF DAY
1 -	1:39.545	45.603	2:25.148	73.63	20.798	09:04:28.152
2 -	1:27.063	41.539	2:08.602 **(2)**	83.10	4.252	09:06:36.754
3 -	***1:23.338***	***41.012***	***2:04.350*** **(1)**	***85.95***		***09:08:41.104***
4 -	1:41.939	41.905	2:23.844 **(3)**	74.30	19.494	09:11:04.948

P25 9 C Mark O'BRIEN Ducati - obrienhifi.com

IDEAL LAP TIME : 2:04.456 BEST LAP TIME : 2:04.456 DIFFERENCE : 0.000

LAP	SECTOR 1	SECTOR 2	LAP TIME	MPH	DIFF	TIME OF DAY
1 -	1:37.369	44.314	2:21.683	75.43	17.227	09:04:18.646
2 -	1:24.414	42.033	2:06.447 **(3)**	84.52	1.991	09:06:25.093
3 -	1:23.682	42.921	2:06.603	84.42	2.147	09:08:31.696
4 -	1:24.152	42.363	2:06.515	84.48	2.059	09:10:38.211
5 -	***1:23.235***	***41.221***	***2:04.456*** **(1)**	***85.87***		***09:12:42.667***
6 -	1:25.911	42.097	2:08.008	83.49	3.552	09:14:50.675
7 -	1:24.110	41.471	2:05.581 **(2)**	85.10	1.125	09:16:56.256

P26 41 David ABRAHAM Kawasaki - Cambridge Motorcycles

IDEAL LAP TIME : 2:04.413 BEST LAP TIME : 2:04.524 DIFFERENCE : 0.111

LAP	SECTOR 1	SECTOR 2	LAP TIME	MPH	DIFF	TIME OF DAY
1 -	1:27.868	42.351	2:10.219	82.07	5.695	09:03:02.325
2 -	1:23.430	41.830	2:05.260	85.32	0.736	09:05:07.585
3 -	1:23.885	42.745	2:06.630	84.40	2.106	09:07:14.215
4 -	1:23.220	***41.641***	2:04.861 **(2)**	85.59	0.337	09:09:19.076
5 -	***1:22.772***	41.752	***2:04.524*** **(1)**	***85.83***		***09:11:23.600***
6 -	1:23.017	44.422	2:07.439	83.86	2.915	09:13:31.039
7 -	1:23.208	42.002	2:05.210 **(3)**	85.36	0.686	09:15:36.249

P27 52 C Lee BARRETT Honda - LKJ contract cleaning & dad/mum

IDEAL LAP TIME : 2:05.069 BEST LAP TIME : 2:05.069 DIFFERENCE : 0.000

LAP	SECTOR 1	SECTOR 2	LAP TIME	MPH	DIFF	TIME OF DAY
1 -	1:31.283	44.645	2:15.928	78.63	10.859	09:03:35.791
2 -	1:26.373	42.682	2:09.055 **(3)**	82.81	3.986	09:05:44.846
3 -	***1:23.106***	***41.963***	***2:05.069*** **(1)**	***85.45***		***09:07:49.915***
4 -	1:23.622	42.210	2:05.832 **(2)**	84.93	0.763	09:09:55.747

P28 26 C Eiren LONGWILL Honda -

IDEAL LAP TIME : 2:05.933 BEST LAP TIME : 2:05.933 DIFFERENCE : 0.000

LAP	SECTOR 1	SECTOR 2	LAP TIME	MPH	DIFF	TIME OF DAY
1 -	1:38.323	45.970	2:24.293	74.07	18.360	09:04:51.367
2 -	1:27.227	43.650	2:10.877	81.66	4.944	09:07:02.244
3 -	***1:23.458***	***42.475***	***2:05.933*** **(1)**	***84.87***		***09:09:08.177***
4 -	1:24.701	43.019	2:07.720 **(3)**	83.68	1.787	09:11:15.897
5 -	1:25.080	44.159	2:09.239	82.70	3.306	09:13:25.136
6 -	1:24.096	42.592	2:06.688 **(2)**	84.36	0.755	09:15:31.824

Weather / Track : Cloudy / Dry

Snetterton
Circuit Length = 2.9689 miles
Start: 09:00 Flag 09:15 End: 09:17

BMCRC - MRO Championships 2016 - Rnd 4 @ Snetterton 300

BG Products MRO Powerbikes inc Clubman 1000

QUALIFYING - SECTOR ANALYSIS

SECTOR 1 = FL to I1, SECTOR 2 = I1 to FL, DIFF = Difference To Personal Best Lap

P29 71 Colin CLUNE Kawasaki -

IDEAL LAP TIME : 2:06.179 BEST LAP TIME : 2:06.325 DIFFERENCE : 0.146

LAP	SECTOR 1	SECTOR 2	LAP TIME	MPH	DIFF	TIME OF DAY
1 -	1:30.565	44.027	2:14.592	79.41	8.267	09:03:07.948
2 -	1:26.266	42.949	2:09.215	82.71	2.890	09:05:17.163
3 -	1:25.905	42.517	2:08.422	83.22	2.097	09:07:25.585
4 -	1:24.250	***42.075***	***2:06.325*** **(1)**	***84.60***		***09:09:31.910***
5 -	***1:24.104***	42.287	2:06.391 **(2)**	84.56	0.066	09:11:38.301
6 -	1:24.139	42.406	2:06.545 **(3)**	84.46	0.220	09:13:44.846

P30 7 C John DAVIS Yamaha -

IDEAL LAP TIME : 2:06.628 BEST LAP TIME : 2:06.724 DIFFERENCE : 0.096

LAP	SECTOR 1	SECTOR 2	LAP TIME	MPH	DIFF	TIME OF DAY
1 -	1:36.965	46.321	2:23.286	74.59	16.562	09:03:34.543
2 -	1:26.260	43.695	2:09.955	82.24	3.231	09:05:44.498
3 -	1:24.591	42.473	2:07.064	84.11	0.340	09:07:51.562
4 -	1:24.256	***42.468***	***2:06.724*** **(1)**	***84.34***		***09:09:58.286***
5 -	1:24.373	42.572	2:06.945 **(3)**	84.19	0.221	09:12:05.231
6 -	***1:24.160***	42.577	2:06.737 **(2)**	84.33	0.013	09:14:11.968

P31 63 C Keith HATTON BMW - L.K.J. CONTRACTS

IDEAL LAP TIME : 2:07.433 BEST LAP TIME : 2:07.597 DIFFERENCE : 0.164

LAP	SECTOR 1	SECTOR 2	LAP TIME	MPH	DIFF	TIME OF DAY
1 -	1:39.313	45.711	2:25.024	73.69	17.427	09:04:49.639
2 -	1:25.726	43.320	2:09.046 **(2)**	82.82	1.449	09:06:58.685
3 -	1:25.144	***42.453***	***2:07.597*** **(1)**	***83.76***		***09:09:06.282***
4 -	1:26.176	43.118	2:09.294 **(3)**	82.66	1.697	09:11:15.576

P32 5 Nick BISHOP Suzuki - RTJ Trailers

IDEAL LAP TIME : 2:08.538 BEST LAP TIME : 2:08.538 DIFFERENCE : 0.000

LAP	SECTOR 1	SECTOR 2	LAP TIME	MPH	DIFF	TIME OF DAY
1 -	1:32.130	44.602	2:16.732	78.16	8.194	09:03:12.703
2 -	1:28.229	44.090	2:12.319	80.77	3.781	09:05:25.022
3 -	1:26.598	43.890	2:10.488	81.90	1.950	09:07:35.510
4 -	1:25.839	44.054	2:09.893	82.28	1.355	09:09:45.403
5 -	1:25.824	43.805	2:09.629 **(3)**	82.45	1.091	09:11:55.032
6 -	1:25.634	43.417	2:09.051 **(2)**	82.82	0.513	09:14:04.083
7 -	***1:25.462***	***43.076***	***2:08.538*** **(1)**	***83.15***		***09:16:12.621***

Weather / Track : Cloudy / Dry

Snetterton
Circuit Length = 2.9689 miles
Start: 09:00 Flag 09:15 End: 09:17

BMCRC - MRO Championships 2016 - Rnd 4 @ Snetterton 300

BG Products MRO Powerbikes inc Clubman 1000

QUALIFYING - BEST SECTORS

SECTOR 1				SECTOR 2			IDEAL / BEST COMPARISON					
POS	NO	NAME	TIME	NO	NAME	TIME	POS	NO	NAME	IDEAL	BEST	DIFF
									PERFECT LAP	1:53.959		
1	72	O'BRIEN	**1:16.010**	173	DRAPER	**37.949**	1	72	O'BRIEN	1:54.128	1:54.341	0.213
2	173	DRAPER	**1:16.677**	72	O'BRIEN	**38.118**	2	173	DRAPER	1:54.626	1:54.626	0.000
3	3	PARKER	**1:16.717**	1	BAKER	**38.625**	3	3	PARKER	1:55.575	1:55.575	0.000
4	31	CROUCHER	**1:16.999**	47	DANCE	**38.799**	4	1	BAKER	1:55.783	1:55.964	0.181
5	1	BAKER	**1:17.158**	45	TURCO	**38.841**	5	45	TURCO	1:56.284	1:56.993	0.709
6	45	TURCO	**1:17.443**	3	PARKER	**38.858**	6	31	CROUCHER	1:56.453	1:56.673	0.220
7	88	BUTLER	**1:18.152**	70	TIBBLE	**39.124**	7	47	DANCE	1:57.041	1:57.041	0.000
8	47	DANCE	**1:18.242**	88	BUTLER	**39.189**	8	88	BUTLER	1:57.341	1:57.922	0.581
9	70	TIBBLE	**1:18.306**	18	GOWEN	**39.297**	9	70	TIBBLE	1:57.430	1:57.584	0.154
10	69	SETON	**1:18.570**	69	SETON	**39.314**	10	69	SETON	1:57.884	1:57.884	0.000
11	175	JOHNSON	**1:19.016**	64	CHAMBERLAIN	**39.344**	11	175	JOHNSON	1:58.546	1:58.546	0.000
12	18	GOWEN	**1:19.371**	31	CROUCHER	**39.454**	12	18	GOWEN	1:58.668	1:58.824	0.156
13	76	BYARD	**1:19.420**	175	JOHNSON	**39.530**	13	76	BYARD	1:58.963	1:59.012	0.049
14	64	CHAMBERLAIN	**1:19.736**	76	BYARD	**39.543**	14	64	CHAMBERLAIN	1:59.080	1:59.803	0.723
15	24	SMITH	**1:19.786**	37	MORELLO	**40.082**	15	24	SMITH	2:00.024	2:00.206	0.182
16	17	ZUCHOWSKI	**1:20.485**	48	BOUZOUKIS	**40.161**	16	48	BOUZOUKIS	2:00.726	2:00.726	0.000
17	48	BOUZOUKIS	**1:20.565**	24	SMITH	**40.238**	17	37	MORELLO	2:01.012	2:01.364	0.352
18	37	MORELLO	**1:20.930**	19	LAY	**40.312**	18	19	LAY	2:01.332	2:01.332	0.000
19	19	LAY	**1:21.020**	46	GATES	**40.830**	19	17	ZUCHOWSKI	2:01.870	2:02.106	0.236
20	25	BARTLETT	**1:21.044**	25	BARTLETT	**40.836**	20	25	BARTLETT	2:01.880	2:01.880	0.000
21	46	GATES	**1:21.881**	57	MILLS	**41.012**	21	46	GATES	2:02.711	2:03.015	0.304
22	8	COUGHLAN	**1:22.591**	29	KENNELLY	**41.038**	22	29	KENNELLY	2:03.771	2:03.943	0.172
23	29	KENNELLY	**1:22.733**	9	O'BRIEN	**41.221**	23	8	COUGHLAN	2:03.992	2:03.992	0.000
24	41	ABRAHAM	**1:22.772**	17	ZUCHOWSKI	**41.385**	24	57	MILLS	2:04.350	2:04.350	0.000
25	52	BARRETT	**1:23.106**	8	COUGHLAN	**41.401**	25	41	ABRAHAM	2:04.413	2:04.524	0.111
26	9	O'BRIEN	**1:23.235**	41	ABRAHAM	**41.641**	26	9	O'BRIEN	2:04.456	2:04.456	0.000
27	57	MILLS	**1:23.338**	52	BARRETT	**41.963**	27	52	BARRETT	2:05.069	2:05.069	0.000
28	26	LONGWILL	**1:23.458**	71	CLUNE	**42.075**	28	26	LONGWILL	2:05.933	2:05.933	0.000
29	71	CLUNE	**1:24.104**	63	HATTON	**42.453**	29	71	CLUNE	2:06.179	2:06.325	0.146
30	7	DAVIS	**1:24.160**	7	DAVIS	**42.468**	30	7	DAVIS	2:06.628	2:06.724	0.096
31	63	HATTON	**1:24.980**	26	LONGWILL	**42.475**	31	63	HATTON	2:07.433	2:07.597	0.164
32	5	BISHOP	**1:25.462**	5	BISHOP	**43.076**	32	5	BISHOP	2:08.538	2:08.538	0.000

Weather / Track : Cloudy / Dry

Snetterton
Circuit Length = 2.9689 miles
Start: 09:00 Flag 09:15 End: 09:17

Results can be found at www.tsl-timing.com

Printed - 09:18 Saturday, 28 May 2016

BMCRC - MRO Championships 2016 - Rnd 4 @ Snetterton 300

BG Products MRO Powerbikes inc Clubman 1000

RACE 1 - CLASSIFICATION - AMENDED

POS	NO	CL	PIC	NAME	ENTRY	LAPS	TIME	GAP	DIFF	MPH	BEST	ON
1	173		1	Stephen DRAPER	Kawasaki -	5	9:33.629			93.16	1:53.410	4
2	72		2	Michael O'BRIEN	Yamaha -	5	9:33.672	0.043	0.043	93.15	1:53.083	4
3	1		3	Peter BAKER	Kawasaki -	5	9:38.482	4.853	4.810	92.38	1:54.256	5
4	3		4	Colin PARKER	Yamaha - Global Robots	5	9:39.578	5.949	1.096	92.20	1:54.232	2
5	88		5	John BUTLER	Kawasaki - Butler-Hills Ltd	5	9:40.428	6.799	0.850	92.07	1:54.552	4
6	45		6	Rhalf Lo TURCO	Kawasaki -	5	9:45.852	12.223	5.424	91.21	1:55.739	3
7	69		7	Phil SETON	Yamaha - Seton Tuning	5	9:46.605	12.976	0.753	91.10	1:54.740	5
8	47		8	Daryl DANCE	Yamaha - 2 brothers scaffolding/Dad	5	9:48.253	14.624	1.648	90.84	1:56.302	3
9	18		9	David GOWEN	Yamaha - L&G Engineering / Tinklers	5	9:53.138	19.509	4.885	90.09	1:56.379	4
10	31		10	Jack CROUCHER	Kawasaki -	5	9:54.413	20.784	1.275	89.90	1:57.215	4
11	70	C	1	Jamie TIBBLE	Kawasaki - Club70	5	9:54.426	20.797	0.013	89.90	1:57.103	3
12	24		11	Alan SMITH	Kawasaki - Mervyn Lambert Plant / Orwells Mcs	5	9:59.115	25.486	4.689	89.19	1:57.426	4
13	175		12	Anthony JOHNSON	Yamaha -	5	10:03.179	29.550	4.064	88.59	1:58.394	4
14	76		13	Jason BYARD	Suzuki - May Construction	5	10:05.714	32.085	2.535	88.22	1:57.959	3
15	48	C	2	Christos BOUZOUKIS	BMW -	5	10:07.422	33.793	1.708	87.97	1:58.273	4
16	19	C	3	Chris LAY	Kawasaki -	5	10:08.916	35.287	1.494	87.76	1:59.635	5
17	37	C	4	Aldo MORELLO	BMW - UK Roofing & Plastics Supplies Ltd	5	10:10.447	36.818	1.531	87.54	1:59.953	4
18	8		14	John COUGHLAN	Aprilia - BIKERSWORLD	5	10:13.257	39.628	2.810	87.14	2:00.106	5
19	25	C	5	Louis BARTLETT	Kawasaki - McMillian Williams Solicitors	5	10:14.986	41.357	1.729	86.89	2:00.505	3
20	57	C	6	David MILLS	Kawasaki - Area Fifty One Racing	5	10:21.066	47.437	6.080	86.04	2:00.624	5
21	64	C	7	Barry CHAMBERLAIN	Suzuki - Goldline Maintenance Services	5	10:21.125	47.496	0.059	86.03	2:00.419	5
22	29	C	8	Craig KENNELLY	Kawasaki - Real roads	5	10:23.239	49.610	2.114	85.74	2:01.180	5
23	46	C	9	Simon GATES	Yamaha - No Talentino Rossi (Team FATI Yamaha)	5	10:24.548	50.919	1.309	85.56	2:01.475	5
24	41		15	David ABRAHAM	Kawasaki - Cambridge Motorcycles	5	10:29.626	55.997	5.078	84.87	2:03.432	4
25	26	C	10	Eiren LONGWILL	Honda -	5	10:33.122	59.493	3.496	84.40	2:02.620	4
26	71	C	11	Colin CLUNE	Kawasaki -	5	10:39.908	1:06.279	6.786	83.51	2:05.154	4
27	63	C	12	Keith HATTON	BMW - L.K.J. CONTRACTS	5	10:40.507	1:06.878	0.599	83.43	2:04.579	5
28	7 *	C	13	John DAVIS	Yamaha -	5	10:41.119	1:07.490	0.612	83.35	2:05.469	5
29	9	C	14	Mark O'BRIEN	Ducati - obrienhifi.com	5	10:44.397	1:10.768	3.278	82.93	2:03.590	5
30	5		16	Nick BISHOP	Suzuki - RTJ Trailers	5	10:59.792	1:26.163	15.395	80.99	2:08.580	4
31	17	C	15	Luke ZUCHOWSKI	BMW -	5	11:54.558	2:20.929	54.766	74.78	2:03.084	3
					NOT CLASSIFIED							
DNF	52	C		Lee BARRETT	Honda - LKJ contract cleaning & dad/mum	3	6:30.066	2 Laps	2 Laps	82.20	2:05.482	3

FASTEST LAP

72		Michael O'BRIEN	Yamaha -	4	1:53.083	94.51 mph	152.10 kph
70	C	Jamie TIBBLE	Kawasaki - Club70	3	1:57.103	91.27 mph	146.88 kph

*** #7 - Transponder stopped working**
Result Amended - No. 17 now classified
Class - 90% of Race Speed = 83.84 mph
Class C - 90% of Race Speed = 80.91 mph

Snetterton
Circuit Length = 2.9689 miles
Start: 11:46 Flag 11:55 End: 11:58

Weather / Track : Cloudy / Dry
These results are provisional until the conclusion of any judicial and technical matters.

Clerk Of Course :		Timekeeper :

Results can be found at www.tsl-timing.com

Printed - 11:50 Sunday, 29 May 2016

BMCRC - MRO Championships 2016 - Rnd 4 @ Snetterton 300

BG Products MRO Powerbikes inc Clubman 1000

RACE 1 - LAP CHART

LAP 1		@ 11:48:15.236
NO	BEHIND	LAP TIME
173		1:58.992
72	0.953	1:59.945
1	1.240	2:00.232
88	1.462	2:00.454
3	2.585	2:01.577
47	2.950	2:01.942
45	3.272	2:02.264
70	5.394	2:04.386
69	5.702	2:04.694
31	5.864	2:04.856
18	5.882	2:04.874
175	8.110	2:07.102
24	8.229	2:07.221
19	9.181	2:08.173
37	9.643	2:08.635
64	11.227	2:10.219
25	11.287	2:10.279
48	11.498	2:10.490
8	12.046	2:11.038
76	12.779	2:11.771
29	14.282	2:13.274
46	15.100	2:14.092
41	15.320	2:14.312
17	15.623	2:14.615
57	15.887	2:14.879
71	16.864	2:15.856
7	17.748	2:16.740
26	18.312	2:17.304
63	19.540	2:18.532
52	19.897	2:18.889
5	23.187	2:22.179
9	25.526	2:24.518

LAP 2		@ 11:50:08.984
NO	BEHIND	LAP TIME
173		1:53.748
72	0.939	1:53.734
1	2.547	1:55.055
88	2.694	1:54.980
3	3.069	1:54.232
45	5.436	1:55.912
47	5.554	1:56.352
69	8.139	1:56.185
18	9.125	1:56.991
70	9.705	1:58.059
31	9.951	1:57.835
175	13.527	1:59.165
24	13.563	1:59.082
19	16.178	2:00.745
37	16.266	2:00.371
48	18.208	2:00.458
76	18.390	1:59.359
25	19.212	2:01.673
8	19.422	2:01.124
29	24.016	2:03.482
46	24.838	2:03.486
57	24.881	2:02.742
41	25.546	2:03.974
64	25.642	2:08.163
71	29.774	2:06.658
7	30.425	2:06.425
26	30.575	2:06.011
63	31.340	2:05.548
52	31.844	2:05.695
9	38.247	2:06.469
5	38.696	2:09.257
17	49.992	2:28.117

LAP 3		@ 11:52:02.837
NO	BEHIND	LAP TIME
173		1:53.853
72	0.533	1:53.447
1	3.371	1:54.677
88	3.690	1:54.849
3	3.825	1:54.609
45	7.322	1:55.739
47	8.003	1:56.302
69	9.839	1:55.553
18	11.736	1:56.464
70	12.955	1:57.103
31	13.359	1:57.261
24	17.387	1:57.677
175	18.822	1:59.148
76	22.496	1:57.959
19	22.639	2:00.314
37	23.724	2:01.311
48	24.011	1:59.656
25	25.864	2:00.505
8	25.958	2:00.389
57	32.739	2:01.711
64	33.404	2:01.615
29	33.752	2:03.589
46	34.472	2:03.487
41	35.650	2:03.957
26	41.231	2:04.509
71	42.873	2:06.952
7	43.417	2:06.845
52	43.473	2:05.482
63	44.333	2:06.846
9	49.936	2:05.542
5	53.922	2:09.079
17	59.223	2:03.084

LAP 4		@ 11:53:56.247
NO	BEHIND	LAP TIME
173		1:53.410
72	0.206	1:53.083
1	4.223	1:54.262
3	4.773	1:54.358
88	4.832	1:54.552
45	9.670	1:55.758
69	11.862	1:55.433
47	11.894	1:57.301
18	14.705	1:56.379
70	16.713	1:57.168
31	17.164	1:57.215
24	21.403	1:57.426
175	23.806	1:58.394
76	27.355	1:58.269
48	28.874	1:58.273
19	29.278	2:00.049
37	30.267	1:59.953
8	33.148	2:00.600
25	34.379	2:01.925
57	40.439	2:01.110
64	40.703	2:00.709
29	42.056	2:01.714
46	43.070	2:02.008
41	45.672	2:03.432
26	50.441	2:02.620
71	54.617	2:05.154
7	55.647	2:05.640
63	55.925	2:05.002
9	1:00.804	2:04.278
5	1:09.092	2:08.580
17	1:09.369	2:03.556

LAP 5		@ 11:55:49.873
NO	BEHIND	LAP TIME
173		1:53.626
72	0.043	1:53.463
1	4.853	1:54.256
3	5.949	1:54.802
88	6.799	1:55.593
45	12.223	1:56.179
69	12.976	1:54.740
47	14.624	1:56.356
18	19.509	1:58.430
31	20.784	1:57.246
70	20.797	1:57.710
24	25.486	1:57.709
175	29.550	1:59.370
76	32.085	1:58.356
48	33.793	1:58.545
19	35.287	1:59.635
37	36.818	2:00.177
8	39.628	2:00.106
25	41.357	2:00.604
57	47.437	2:00.624
64	47.496	2:00.419
29	49.610	2:01.180
46	50.919	2:01.475
41	55.997	2:03.951
26	59.493	2:02.678
71	1:06.279	2:05.288
63	1:06.878	2:04.579
7	1:07.490	2:05.469
9	1:10.768	2:03.590
5	1:26.163	2:10.697

Weather / Track : Cloudy / Dry

Snetterton
Circuit Length = 2.9689 miles
Start: 11:46 Flag 11:55 End: 11:57

Results can be found at www.tsl-timing.com

Printed - 12:04 Saturday, 28 May 2016

BMCRC - MRO Championships 2016 - Rnd 4 @ Snetterton 300

BG Products MRO Powerbikes inc Clubman 1000

RACE 1 - SECTOR ANALYSIS

SECTOR 1 = FL to I1, SECTOR 2 = I1 to FL, DIFF = Difference To Personal Best Lap

P1 173 Stephen DRAPER Kawasaki -

IDEAL LAP TIME : 1:53.410 BEST LAP TIME : 1:53.410 DIFFERENCE : 0.000

LAP	SECTOR 1	SECTOR 2	LAP TIME	MPH	DIFF	TIME OF DAY
1 -		37.945	1:58.992	89.82	5.582	11:48:15.236
2 -	1:15.624	38.124	1:53.748 (3)	93.96	0.338	11:50:08.984
3 -	1:15.722	38.131	1:53.853	93.87	0.443	11:52:02.837
4 -	***1:15.516***	***37.894***	***1:53.410 (1)***	***94.24***		***11:53:56.247***
5 -	1:15.715	37.911	1:53.626 (2)	94.06	0.216	11:55:49.873

P2 72 Michael O'BRIEN Yamaha -

IDEAL LAP TIME : 1:53.083 BEST LAP TIME : 1:53.083 DIFFERENCE : 0.000

LAP	SECTOR 1	SECTOR 2	LAP TIME	MPH	DIFF	TIME OF DAY
1 -		38.117	1:59.945	89.10	6.862	11:48:16.189
2 -	1:16.106	37.628	1:53.734	93.97	0.651	11:50:09.923
3 -	1:15.744	37.703	1:53.447 (2)	94.21	0.364	11:52:03.370
4 -	***1:15.645***	***37.438***	***1:53.083 (1)***	***94.51***		***11:53:56.453***
5 -	1:15.659	37.804	1:53.463 (3)	94.19	0.380	11:55:49.916

P3 1 Peter BAKER Kawasaki -

IDEAL LAP TIME : 1:54.194 BEST LAP TIME : 1:54.256 DIFFERENCE : 0.062

LAP	SECTOR 1	SECTOR 2	LAP TIME	MPH	DIFF	TIME OF DAY
1 -		38.514	2:00.232	88.89	5.976	11:48:16.476
2 -	1:16.525	38.530	1:55.055	92.89	0.799	11:50:11.531
3 -	1:16.407	***38.270***	1:54.677 (3)	93.20	0.421	11:52:06.208
4 -	1:15.989	38.273	1:54.262 (2)	93.54	0.006	11:54:00.470
5 -	***1:15.924***	38.332	***1:54.256 (1)***	***93.54***		***11:55:54.726***

P4 3 Colin PARKER Yamaha - Global Robots

IDEAL LAP TIME : 1:53.996 BEST LAP TIME : 1:54.232 DIFFERENCE : 0.236

LAP	SECTOR 1	SECTOR 2	LAP TIME	MPH	DIFF	TIME OF DAY
1 -		38.757	2:01.577	87.91	7.345	11:48:17.821
2 -	***1:15.712***	38.520	***1:54.232 (1)***	***93.56***		***11:50:12.053***
3 -	1:16.325	***38.284***	1:54.609 (3)	93.25	0.377	11:52:06.662
4 -	1:16.010	38.348	1:54.358 (2)	93.46	0.126	11:54:01.020
5 -	1:16.317	38.485	1:54.802	93.10	0.570	11:55:55.822

P5 88 John BUTLER Kawasaki - Butler-Hills Ltd

IDEAL LAP TIME : 1:54.530 BEST LAP TIME : 1:54.552 DIFFERENCE : 0.022

LAP	SECTOR 1	SECTOR 2	LAP TIME	MPH	DIFF	TIME OF DAY
1 -		38.004	2:00.454	88.73	5.902	11:48:16.698
2 -	1:16.587	38.393	1:54.980 (3)	92.95	0.428	11:50:11.678
3 -	***1:16.543***	38.306	1:54.849 (2)	93.06	0.297	11:52:06.527
4 -	1:16.565	***37.987***	***1:54.552 (1)***	***93.30***		***11:54:01.079***
5 -	1:16.986	38.607	1:55.593	92.46	1.041	11:55:56.672

P6 45 Rhalf Lo TURCO Kawasaki -

IDEAL LAP TIME : 1:55.670 BEST LAP TIME : 1:55.739 DIFFERENCE : 0.069

LAP	SECTOR 1	SECTOR 2	LAP TIME	MPH	DIFF	TIME OF DAY
1 -		38.493	2:02.264	87.41	6.525	11:48:18.508
2 -	1:17.423	38.489	1:55.912 (3)	92.20	0.173	11:50:14.420
3 -	1:17.436	***38.303***	***1:55.739 (1)***	***92.34***		***11:52:10.159***
4 -	1:17.409	38.349	1:55.758 (2)	92.33	0.019	11:54:05.917
5 -	***1:17.367***	38.812	1:56.179	91.99	0.440	11:56:02.096

P7 69 Phil SETON Yamaha - Seton Tuning

IDEAL LAP TIME : 1:54.740 BEST LAP TIME : 1:54.740 DIFFERENCE : 0.000

LAP	SECTOR 1	SECTOR 2	LAP TIME	MPH	DIFF	TIME OF DAY

Weather / Track : Cloudy / Dry

Snetterton
Circuit Length = 2.9689 miles
Start: 11:46 Flag 11:55 End: 11:57

BMCRC - MRO Championships 2016 - Rnd 4 @ Snetterton 300

BG Products MRO Powerbikes inc Clubman 1000

RACE 1 - SECTOR ANALYSIS

SECTOR 1 = FL to I1, SECTOR 2 = I1 to FL, DIFF = Difference To Personal Best Lap

1 -		39.042	2:04.694		85.71	9.954	11:48:20.938
2 -	1:17.549	38.636	1:56.185		91.99	1.445	11:50:17.123
3 -	1:17.033	38.520	1:55.553	(3)	92.49	0.813	11:52:12.676
4 -	1:16.698	38.735	1:55.433	(2)	92.59	0.693	11:54:08.109
5 -	***1:16.451***	***38.289***	***1:54.740***	**(1)**	***93.15***		***11:56:02.849***

P8 47 Daryl DANCE Yamaha - 2 brothers scaffolding/Dad

IDEAL LAP TIME : 1:55.731 BEST LAP TIME : 1:56.302 DIFFERENCE : 0.571

LAP	SECTOR 1	SECTOR 2	LAP TIME		MPH	DIFF	TIME OF DAY
1 -		39.074	2:01.942		87.64	5.640	11:48:18.186
2 -	***1:17.180***	39.172	1:56.352	(2)	91.85	0.050	11:50:14.538
3 -	1:17.751	***38.551***	***1:56.302***	**(1)**	***91.89***		***11:52:10.840***
4 -	1:18.029	39.272	1:57.301		91.11	0.999	11:54:08.141
5 -	1:17.495	38.861	1:56.356	(3)	91.85	0.054	11:56:04.497

P9 18 David GOWEN Yamaha - L&G Engineering / Tinklers

IDEAL LAP TIME : 1:56.194 BEST LAP TIME : 1:56.379 DIFFERENCE : 0.185

LAP	SECTOR 1	SECTOR 2	LAP TIME		MPH	DIFF	TIME OF DAY
1 -		39.157	2:04.874		85.59	8.495	11:48:21.118
2 -	1:18.325	***38.666***	1:56.991	(3)	91.35	0.612	11:50:18.109
3 -	1:17.537	38.927	1:56.464	(2)	91.77	0.085	11:52:14.573
4 -	***1:17.528***	38.851	***1:56.379***	**(1)**	***91.83***		***11:54:10.952***
5 -	1:18.066	40.364	1:58.430		90.24	2.051	11:56:09.382

P10 31 Jack CROUCHER Kawasaki -

IDEAL LAP TIME : 1:56.615 BEST LAP TIME : 1:57.215 DIFFERENCE : 0.600

LAP	SECTOR 1	SECTOR 2	LAP TIME		MPH	DIFF	TIME OF DAY
1 -		***39.045***	2:04.856		85.60	7.641	11:48:21.100
2 -	1:18.563	39.272	1:57.835		90.70	0.620	11:50:18.935
3 -	***1:17.570***	39.691	1:57.261	(3)	91.14	0.046	11:52:16.196
4 -	1:18.062	39.153	***1:57.215***	**(1)**	***91.18***		***11:54:13.411***
5 -	1:18.158	39.088	1:57.246	(2)	91.15	0.031	11:56:10.657

P11 70 C Jamie TIBBLE Kawasaki - Club70

IDEAL LAP TIME : 1:56.842 BEST LAP TIME : 1:57.103 DIFFERENCE : 0.261

LAP	SECTOR 1	SECTOR 2	LAP TIME		MPH	DIFF	TIME OF DAY
1 -		39.068	2:04.386		85.92	7.283	11:48:20.630
2 -	1:18.873	39.186	1:58.059		90.53	0.956	11:50:18.689
3 -	***1:17.846***	39.257	***1:57.103***	**(1)**	***91.27***		***11:52:15.792***
4 -	1:18.172	***38.996***	1:57.168	(2)	91.22	0.065	11:54:12.960
5 -	1:18.487	39.223	1:57.710	(3)	90.80	0.607	11:56:10.670

P12 24 Alan SMITH Kawasaki - Mervyn Lambert Plant / Orwells Mcs

IDEAL LAP TIME : 1:57.426 BEST LAP TIME : 1:57.426 DIFFERENCE : 0.000

LAP	SECTOR 1	SECTOR 2	LAP TIME		MPH	DIFF	TIME OF DAY
1 -		39.692	2:07.221		84.01	9.795	11:48:23.465
2 -	1:19.448	39.634	1:59.082		89.75	1.656	11:50:22.547
3 -	1:18.215	39.462	1:57.677	(2)	90.82	0.251	11:52:20.224
4 -	***1:18.009***	***39.417***	***1:57.426***	**(1)**	***91.01***		***11:54:17.650***
5 -	1:18.229	39.480	1:57.709	(3)	90.80	0.283	11:56:15.359

P13 175 Anthony JOHNSON Yamaha -

IDEAL LAP TIME : 1:58.394 BEST LAP TIME : 1:58.394 DIFFERENCE : 0.000

LAP	SECTOR 1	SECTOR 2	LAP TIME		MPH	DIFF	TIME OF DAY
1 -		39.731	2:07.102		84.08	8.708	11:48:23.346
2 -	1:19.427	39.738	1:59.165	(3)	89.69	0.771	11:50:22.511
3 -	1:19.394	39.754	1:59.148	(2)	89.70	0.754	11:52:21.659
4 -	***1:18.821***	***39.573***	***1:58.394***	**(1)**	***90.27***		***11:54:20.053***

Weather / Track : Cloudy / Dry

Snetterton
Circuit Length = 2.9689 miles
Start: 11:46 Flag 11:55 End: 11:57

BMCRC - MRO Championships 2016 - Rnd 4 @ Snetterton 300

BG Products MRO Powerbikes inc Clubman 1000

RACE 1 - SECTOR ANALYSIS

SECTOR 1 = FL to I1, SECTOR 2 = I1 to FL, DIFF = Difference To Personal Best Lap

5 -	1:19.518	39.852	1:59.370	89.53	0.976	11:56:19.423

P14 76 Jason BYARD Suzuki - May Construction

IDEAL LAP TIME : 1:57.756 BEST LAP TIME : 1:57.959 DIFFERENCE : 0.203

LAP	SECTOR 1	SECTOR 2	LAP TIME	MPH	DIFF	TIME OF DAY
1 -		40.079	2:11.771	81.11	13.812	11:48:28.015
2 -	1:19.254	40.105	1:59.359	89.54	1.400	11:50:27.374
3 -	***1:18.608***	39.351	***1:57.959*** **(1)**	***90.60***		***11:52:25.333***
4 -	1:19.121	***39.148***	1:58.269 **(2)**	90.37	0.310	11:54:23.602
5 -	1:18.709	39.647	1:58.356 **(3)**	90.30	0.397	11:56:21.958

P15 48 C Christos BOUZOUKIS BMW -

IDEAL LAP TIME : 1:58.273 BEST LAP TIME : 1:58.273 DIFFERENCE : 0.000

LAP	SECTOR 1	SECTOR 2	LAP TIME	MPH	DIFF	TIME OF DAY
1 -		40.316	2:10.490	81.90	12.217	11:48:26.734
2 -	1:20.184	40.274	2:00.458	88.72	2.185	11:50:27.192
3 -	1:19.627	40.029	1:59.656 **(3)**	89.32	1.383	11:52:26.848
4 -	***1:18.635***	***39.638***	***1:58.273*** **(1)**	***90.36***		***11:54:25.121***
5 -	1:18.822	39.723	1:58.545 **(2)**	90.16	0.272	11:56:23.666

P16 19 C Chris LAY Kawasaki -

IDEAL LAP TIME : 1:59.537 BEST LAP TIME : 1:59.635 DIFFERENCE : 0.098

LAP	SECTOR 1	SECTOR 2	LAP TIME	MPH	DIFF	TIME OF DAY
1 -		39.987	2:08.173	83.38	8.538	11:48:24.417
2 -	1:20.546	40.199	2:00.745	88.51	1.110	11:50:25.162
3 -	1:20.228	40.086	2:00.314 **(3)**	88.83	0.679	11:52:25.476
4 -	***1:19.959***	40.090	2:00.049 **(2)**	89.03	0.414	11:54:25.525
5 -	1:20.057	***39.578***	***1:59.635*** **(1)**	***89.33***		***11:56:25.160***

P17 37 C Aldo MORELLO BMW - UK Roofing & Plastics Supplies Ltd

IDEAL LAP TIME : 1:59.484 BEST LAP TIME : 1:59.953 DIFFERENCE : 0.469

LAP	SECTOR 1	SECTOR 2	LAP TIME	MPH	DIFF	TIME OF DAY
1 -		40.128	2:08.635	83.08	8.682	11:48:24.879
2 -	1:20.503	***39.868***	2:00.371 **(3)**	88.79	0.418	11:50:25.250
3 -	1:20.660	40.651	2:01.311	88.10	1.358	11:52:26.561
4 -	***1:19.616***	40.337	***1:59.953*** **(1)**	***89.10***		***11:54:26.514***
5 -	1:20.088	40.089	2:00.177 **(2)**	88.93	0.224	11:56:26.691

P18 8 John COUGHLAN Aprilia - BIKERSWORLD

IDEAL LAP TIME : 2:00.060 BEST LAP TIME : 2:00.106 DIFFERENCE : 0.046

LAP	SECTOR 1	SECTOR 2	LAP TIME	MPH	DIFF	TIME OF DAY
1 -		40.983	2:11.038	81.56	10.932	11:48:27.282
2 -	1:21.044	40.080	2:01.124	88.24	1.018	11:50:28.406
3 -	1:20.458	***39.931***	2:00.389 **(2)**	88.77	0.283	11:52:28.795
4 -	1:20.327	40.273	2:00.600 **(3)**	88.62	0.494	11:54:29.395
5 -	***1:20.129***	39.977	***2:00.106*** **(1)**	***88.98***		***11:56:29.501***

P19 25 C Louis BARTLETT Kawasaki - McMillian Williams Solicitors

IDEAL LAP TIME : 2:00.262 BEST LAP TIME : 2:00.505 DIFFERENCE : 0.243

LAP	SECTOR 1	SECTOR 2	LAP TIME	MPH	DIFF	TIME OF DAY
1 -		***40.342***	2:10.279	82.03	9.774	11:48:26.523
2 -	1:20.855	40.818	2:01.673 **(3)**	87.84	1.168	11:50:28.196
3 -	***1:19.920***	40.585	***2:00.505*** **(1)**	***88.69***		***11:52:28.701***
4 -	1:21.542	40.383	2:01.925	87.66	1.420	11:54:30.626
5 -	1:20.051	40.553	2:00.604 **(2)**	88.62	0.099	11:56:31.230

Weather / Track : Cloudy / Dry

Snetterton
Circuit Length = 2.9689 miles
Start: 11:46 Flag 11:55 End: 11:57

BMCRC - MRO Championships 2016 - Rnd 4 @ Snetterton 300

BG Products MRO Powerbikes inc Clubman 1000

RACE 1 - SECTOR ANALYSIS

SECTOR 1 = FL to I1, SECTOR 2 = I1 to FL, DIFF = Difference To Personal Best Lap

P20 57 C David MILLS Kawasaki - Area Fifty One Racing

IDEAL LAP TIME : 2:00.444 BEST LAP TIME : 2:00.624 DIFFERENCE : 0.180

LAP	SECTOR 1	SECTOR 2	LAP TIME	MPH	DIFF	TIME OF DAY
1 -		42.532	2:14.879	79.24	14.255	11:48:31.123
2 -	1:22.123	40.619	2:02.742	87.07	2.118	11:50:33.865
3 -	1:21.638	***40.073***	2:01.711 **(3)**	87.81	1.087	11:52:35.576
4 -	1:20.865	40.245	2:01.110 **(2)**	88.25	0.486	11:54:36.686
5 -	***1:20.371***	40.253	***2:00.624*** **(1)**	***88.60***		***11:56:37.310***

P21 64 C Barry CHAMBERLAIN Suzuki - Goldline Maintenance Services

IDEAL LAP TIME : 2:00.243 BEST LAP TIME : 2:00.419 DIFFERENCE : 0.176

LAP	SECTOR 1	SECTOR 2	LAP TIME	MPH	DIFF	TIME OF DAY
1 -		40.121	2:10.219	82.07	9.800	11:48:26.463
2 -	1:27.732	40.431	2:08.163	83.39	7.744	11:50:34.626
3 -	1:21.643	39.972	2:01.615 **(3)**	87.88	1.196	11:52:36.241
4 -	1:20.880	***39.829***	2:00.709 **(2)**	88.54	0.290	11:54:36.950
5 -	***1:20.414***	40.005	***2:00.419*** **(1)**	***88.75***		***11:56:37.369***

P22 29 C Craig KENNELLY Kawasaki - Real roads

IDEAL LAP TIME : 2:01.180 BEST LAP TIME : 2:01.180 DIFFERENCE : 0.000

LAP	SECTOR 1	SECTOR 2	LAP TIME	MPH	DIFF	TIME OF DAY
1 -		42.236	2:13.274	80.19	12.094	11:48:29.518
2 -	1:22.295	41.187	2:03.482 **(3)**	86.55	2.302	11:50:33.000
3 -	1:22.553	41.036	2:03.589	86.48	2.409	11:52:36.589
4 -	1:21.559	40.155	2:01.714 **(2)**	87.81	0.534	11:54:38.303
5 -	***1:21.042***	***40.138***	***2:01.180*** **(1)**	***88.20***		***11:56:39.483***

P23 46 C Simon GATES Yamaha - No Talentino Rossi (Team FATI Yamaha)

IDEAL LAP TIME : 2:01.398 BEST LAP TIME : 2:01.475 DIFFERENCE : 0.077

LAP	SECTOR 1	SECTOR 2	LAP TIME	MPH	DIFF	TIME OF DAY
1 -		43.364	2:14.092	79.70	12.617	11:48:30.336
2 -	1:22.646	40.840	2:03.486 **(3)**	86.55	2.011	11:50:33.822
3 -	1:22.492	40.995	2:03.487	86.55	2.012	11:52:37.309
4 -	1:21.729	***40.279***	2:02.008 **(2)**	87.60	0.533	11:54:39.317
5 -	***1:21.119***	40.356	***2:01.475*** **(1)**	***87.98***		***11:56:40.792***

P24 41 David ABRAHAM Kawasaki - Cambridge Motorcycles

IDEAL LAP TIME : 2:02.795 BEST LAP TIME : 2:03.432 DIFFERENCE : 0.637

LAP	SECTOR 1	SECTOR 2	LAP TIME	MPH	DIFF	TIME OF DAY
1 -		42.801	2:14.312	79.57	10.880	11:48:30.556
2 -	1:22.902	***41.072***	2:03.974	86.21	0.542	11:50:34.530
3 -	1:22.526	41.431	2:03.957 **(3)**	86.22	0.525	11:52:38.487
4 -	***1:21.723***	41.709	***2:03.432*** **(1)**	***86.59***		***11:54:41.919***
5 -	1:22.644	41.307	2:03.951 **(2)**	86.22	0.519	11:56:45.870

P25 26 C Eiren LONGWILL Honda -

IDEAL LAP TIME : 2:02.386 BEST LAP TIME : 2:02.620 DIFFERENCE : 0.234

LAP	SECTOR 1	SECTOR 2	LAP TIME	MPH	DIFF	TIME OF DAY
1 -		42.631	2:17.304	77.84	14.684	11:48:33.548
2 -	1:23.797	42.214	2:06.011	84.81	3.391	11:50:39.559
3 -	1:23.420	41.089	2:04.509 **(3)**	85.84	1.889	11:52:44.068
4 -	***1:21.332***	41.288	***2:02.620*** **(1)**	***87.16***		***11:54:46.688***
5 -	1:21.624	***41.054***	2:02.678 **(2)**	87.12	0.058	11:56:49.366

P26 71 Colin CLUNE Kawasaki -

IDEAL LAP TIME : 2:04.833 BEST LAP TIME : 2:05.154 DIFFERENCE : 0.321

LAP	SECTOR 1	SECTOR 2	LAP TIME	MPH	DIFF	TIME OF DAY

Snetterton
Circuit Length = 2.9689 miles
Start: 11:46 Flag 11:55 End: 11:57

Weather / Track : Cloudy / Dry

BMCRC - MRO Championships 2016 - Rnd 4 @ Snetterton 300

BG Products MRO Powerbikes inc Clubman 1000

RACE 1 - SECTOR ANALYSIS

SECTOR 1 = FL to I1, SECTOR 2 = I1 to FL, DIFF = Difference To Personal Best Lap

1 -		42.204	2:15.856		78.67	10.702	11:48:32.100
2 -	1:24.384	42.274	2:06.658	(3)	84.38	1.504	11:50:38.758
3 -	1:24.891	42.061	2:06.952		84.18	1.798	11:52:45.710
4 -	1:23.447	***41.707***	***2:05.154***	**(1)**	***85.39***		***11:54:50.864***
5 -	***1:23.126***	42.162	2:05.288	**(2)**	85.30	0.134	11:56:56.152

P27 63 C Keith HATTON BMW - L.K.J. CONTRACTS

IDEAL LAP TIME : 2:04.371 BEST LAP TIME : 2:04.579 DIFFERENCE : 0.208

LAP	SECTOR 1	SECTOR 2	LAP TIME		MPH	DIFF	TIME OF DAY
1 -		42.592	2:18.532		77.15	13.953	11:48:34.776
2 -	1:23.767	***41.781***	2:05.548	**(3)**	85.13	0.969	11:50:40.324
3 -	1:24.345	42.501	2:06.846		84.26	2.267	11:52:47.170
4 -	1:22.988	42.014	2:05.002	**(2)**	85.50	0.423	11:54:52.172
5 -	***1:22.590***	41.989	***2:04.579***	**(1)**	***85.79***		***11:56:56.751***

P28 7 C John DAVIS Yamaha -

IDEAL LAP TIME : BEST LAP TIME : 2:05.469 DIFFERENCE :

LAP	SECTOR 1	SECTOR 2	LAP TIME		MPH	DIFF	TIME OF DAY
1 -		***42.583***	2:16.740		78.16	11.271	11:48:32.984
2 -			2:06.425	**(3)**	84.54	0.956	11:50:39.409
3 -			2:06.845		84.26	1.376	11:52:46.254
4 -			2:05.640	**(2)**	85.06	0.171	11:54:51.894
5 -			***2:05.469***	**(1)**	***85.18***		***11:56:57.363***

P29 9 C Mark O'BRIEN Ducati - obrienhifi.com

IDEAL LAP TIME : 2:03.590 BEST LAP TIME : 2:03.590 DIFFERENCE : 0.000

LAP	SECTOR 1	SECTOR 2	LAP TIME		MPH	DIFF	TIME OF DAY
1 -		51.916	2:24.518		73.95	20.928	11:48:40.762
2 -	1:24.558	41.911	2:06.469		84.51	2.879	11:50:47.231
3 -	1:23.732	41.810	2:05.542	**(3)**	85.13	1.952	11:52:52.773
4 -	1:23.167	41.111	2:04.278	**(2)**	86.00	0.688	11:54:57.051
5 -	***1:22.656***	***40.934***	***2:03.590***	**(1)**	***86.48***		***11:57:00.641***

P30 5 Nick BISHOP Suzuki - RTJ Trailers

IDEAL LAP TIME : 2:08.573 BEST LAP TIME : 2:08.580 DIFFERENCE : 0.007

LAP	SECTOR 1	SECTOR 2	LAP TIME		MPH	DIFF	TIME OF DAY
1 -		44.128	2:22.179		75.17	13.599	11:48:38.423
2 -	1:26.179	***43.078***	2:09.257	**(3)**	82.68	0.677	11:50:47.680
3 -	1:25.960	43.119	2:09.079	**(2)**	82.80	0.499	11:52:56.759
4 -	***1:25.495***	43.085	***2:08.580***	**(1)**	***83.12***		***11:55:05.339***
5 -	1:26.987	43.710	2:10.697		81.77	2.117	11:57:16.036

P31 17 C Luke ZUCHOWSKI BMW -

IDEAL LAP TIME : 2:02.675 BEST LAP TIME : 2:03.084 DIFFERENCE : 0.409

LAP	SECTOR 1	SECTOR 2	LAP TIME		MPH	DIFF	TIME OF DAY
1 -		42.988	2:14.615	**(3)**	79.39	11.531	11:48:30.859
2 -	1:47.132	***40.985***	2:28.117		72.15	25.033	11:50:58.976
3 -	1:21.863	41.221	***2:03.084***	**(1)**	***86.83***		***11:53:02.060***
4 -	1:22.244	41.312	2:03.556	**(2)**	86.50	0.472	11:55:05.616

P32 52 C Lee BARRETT Honda - LKJ contract cleaning & dad/mum

IDEAL LAP TIME : 2:05.132 BEST LAP TIME : 2:05.482 DIFFERENCE : 0.350

LAP	SECTOR 1	SECTOR 2	LAP TIME		MPH	DIFF	TIME OF DAY
1 -		42.532	2:18.889	**(3)**	76.95	13.407	11:48:35.133
2 -	***1:23.470***	42.225	2:05.695	**(2)**	85.03	0.213	11:50:40.828
3 -	1:23.820	***41.662***	***2:05.482***	**(1)**	***85.17***		***11:52:46.310***

Weather / Track : Cloudy / Dry

Snetterton
Circuit Length = 2.9689 miles
Start: 11:46 Flag 11:55 End: 11:57

BMCRC - MRO Championships 2016 - Rnd 4 @ Snetterton 300

BG Products MRO Powerbikes inc Clubman 1000

RACE 1 - BEST SECTORS

SECTOR 1				SECTOR 2			IDEAL / BEST COMPARISON					
POS	NO	NAME	TIME	NO	NAME	TIME	POS	NO	NAME	IDEAL	BEST	DIFF
									PERFECT LAP	1:52.954		
1	173	DRAPER	**1:15.516**	72	O'BRIEN	**37.438**	1	72	O'BRIEN	1:53.083	1:53.083	0.000
2	72	O'BRIEN	**1:15.645**	173	DRAPER	**37.894**	2	173	DRAPER	1:53.410	1:53.410	0.000
3	3	PARKER	**1:15.712**	88	BUTLER	**37.987**	3	3	PARKER	1:53.996	1:54.232	0.236
4	1	BAKER	**1:15.924**	1	BAKER	**38.270**	4	1	BAKER	1:54.194	1:54.256	0.062
5	69	SETON	**1:16.451**	3	PARKER	**38.284**	5	88	BUTLER	1:54.530	1:54.552	0.022
6	88	BUTLER	**1:16.543**	69	SETON	**38.289**	6	69	SETON	1:54.740	1:54.740	0.000
7	47	DANCE	**1:17.180**	45	TURCO	**38.303**	7	45	TURCO	1:55.670	1:55.739	0.069
8	45	TURCO	**1:17.367**	47	DANCE	**38.551**	8	47	DANCE	1:55.731	1:56.302	0.571
9	18	GOWEN	**1:17.528**	18	GOWEN	**38.666**	9	18	GOWEN	1:56.194	1:56.379	0.185
10	31	CROUCHER	**1:17.570**	70	TIBBLE	**38.996**	10	31	CROUCHER	1:56.615	1:57.215	0.600
11	70	TIBBLE	**1:17.846**	31	CROUCHER	**39.045**	11	70	TIBBLE	1:56.842	1:57.103	0.261
12	24	SMITH	**1:18.009**	76	BYARD	**39.148**	12	24	SMITH	1:57.426	1:57.426	0.000
13	76	BYARD	**1:18.608**	24	SMITH	**39.417**	13	76	BYARD	1:57.756	1:57.959	0.203
14	48	BOUZOUKIS	**1:18.635**	175	JOHNSON	**39.573**	14	48	BOUZOUKIS	1:58.273	1:58.273	0.000
15	175	JOHNSON	**1:18.821**	19	LAY	**39.578**	15	175	JOHNSON	1:58.394	1:58.394	0.000
16	37	MORELLO	**1:19.616**	48	BOUZOUKIS	**39.638**	16	37	MORELLO	1:59.484	1:59.953	0.469
17	25	BARTLETT	**1:19.920**	64	CHAMBERLAIN	**39.829**	17	19	LAY	1:59.537	1:59.635	0.098
18	19	LAY	**1:19.959**	37	MORELLO	**39.868**	18	8	COUGHLAN	2:00.060	2:00.106	0.046
19	8	COUGHLAN	**1:20.129**	8	COUGHLAN	**39.931**	19	64	CHAMBERLAIN	2:00.243	2:00.419	0.176
20	57	MILLS	**1:20.371**	57	MILLS	**40.073**	20	25	BARTLETT	2:00.262	2:00.505	0.243
21	64	CHAMBERLAIN	**1:20.414**	29	KENNELLY	**40.138**	21	57	MILLS	2:00.444	2:00.624	0.180
22	29	KENNELLY	**1:21.042**	46	GATES	**40.279**	22	29	KENNELLY	2:01.180	2:01.180	0.000
23	46	GATES	**1:21.119**	25	BARTLETT	**40.342**	23	46	GATES	2:01.398	2:01.475	0.077
24	26	LONGWILL	**1:21.332**	9	O'BRIEN	**40.934**	24	26	LONGWILL	2:02.386	2:02.620	0.234
25	17	ZUCHOWSKI	**1:21.690**	17	ZUCHOWSKI	**40.985**	25	17	ZUCHOWSKI	2:02.675	2:03.084	0.409
26	41	ABRAHAM	**1:21.723**	26	LONGWILL	**41.054**	26	41	ABRAHAM	2:02.795	2:03.432	0.637
27	63	HATTON	**1:22.590**	41	ABRAHAM	**41.072**	27	9	O'BRIEN	2:03.590	2:03.590	0.000
28	9	O'BRIEN	**1:22.656**	52	BARRETT	**41.662**	28	63	HATTON	2:04.371	2:04.579	0.208
29	71	CLUNE	**1:23.126**	71	CLUNE	**41.707**	29	71	CLUNE	2:04.833	2:05.154	0.321
30	52	BARRETT	**1:23.470**	63	HATTON	**41.781**	30	52	BARRETT	2:05.132	2:05.482	0.350
31	5	BISHOP	**1:25.495**	7	DAVIS	**42.583**	31	5	BISHOP	2:08.573	2:08.580	0.007
32				5	BISHOP	**43.078**	32	7	DAVIS		2:05.469	

Weather / Track : Cloudy / Dry

Snetterton
Circuit Length = 2.9689 miles
Start: 11:46 Flag 11:55 End: 11:57

Results can be found at www.tsl-timing.com

Printed - 12:00 Saturday, 28 May 2016

BMCRC - MRO Championships 2016 - Rnd 4 @ Snetterton 300

BG Products MRO Powerbikes inc Clubman 1000

RACE 11 - GRID (5 Laps)

ROW 11				32	5	Nick BISHOP 2:08.580	31	52 Lee BARRETT 2:05.482
ROW 10	30	7 John DAVIS 2:05.469	29	71	Colin CLUNE 2:05.154	28	63 Keith HATTON 2:04.579	
ROW 9	27	9 Mark O'BRIEN 2:03.590	26	41	David ABRAHAM 2:03.432	25	17 Luke ZUCHOWSKI 2:03.084	
ROW 8	24	26 Eiren LONGWILL 2:02.620	23	46	Simon GATES 2:01.475	22	29 Craig KENNELLY 2:01.180	
ROW 7	21	57 David MILLS 2:00.624	20	25	Louis BARTLETT 2:00.505	19	64 Barry CHAMBERLAIN 2:00.419	
ROW 6	18	8 John COUGHLAN 2:00.106	17	37	Aldo MORELLO 1:59.953	16	19 Chris LAY 1:59.635	
ROW 5	15	175 Anthony JOHNSON 1:58.394	14	48	Christos BOUZOUKIS 1:58.273	13	76 Jason BYARD 1:57.959	
ROW 4	12	24 Alan SMITH 1:57.426	11	31	Jack CROUCHER 1:57.215	10	70 Jamie TIBBLE 1:57.103	
ROW 3	9	18 David GOWEN 1:56.379	8	47	Daryl DANCE 1:56.302	7	45 Rhalf Lo TURCO 1:55.739	
ROW 2	6	69 Phil SETON 1:54.740	5	88	John BUTLER 1:54.552	4	1 Peter BAKER 1:54.256	
ROW 1	3	3 Colin PARKER 1:54.232	2	173	Stephen DRAPER 1:53.410	1	72 Michael O'BRIEN 1:53.083	

Pole

Snetterton
Circuit Length = 2.9689 miles

These results are provisional until the conclusion of any judicial and technical matters.

Clerk Of Course :		Timekeeper :

Results can be found at www.tsl-timing.com

Printed - 12:02 Saturday, 28 May 2016

BMCRC - MRO Championships 2016 - Rnd 4 @ Snetterton 300

BG Products MRO Powerbikes inc Clubman 1000

RACE 11 - CLASSIFICATION - AMENDED

POS	NO	CL	PIC	NAME	ENTRY	LAPS	TIME	GAP	DIFF	MPH	BEST	ON
1	72		1	Michael O'BRIEN	Yamaha -	5	9:34.423			93.03	1:53.794	3
2	173		2	Stephen DRAPER	Kawasaki -	5	9:36.150	1.727	1.727	92.75	1:53.777	3
3	88		3	John BUTLER	Kawasaki - Butler-Hills Ltd	5	9:38.718	4.295	2.568	92.34	1:54.187	3
4	1		4	Peter BAKER	Kawasaki -	5	9:39.029	4.606	0.311	92.29	1:54.438	4
5	69		5	Phil SETON	Yamaha - Seton Tuning	5	9:44.022	9.599	4.993	91.50	1:55.077	5
6	3		6	Colin PARKER	Yamaha - Global Robots	5	9:44.123	9.700	0.101	91.48	1:55.400	3
7	47		7	Daryl DANCE	Yamaha - 2 brothers scaffolding/Dad	5	9:44.602	10.179	0.479	91.41	1:55.298	5
8	45		8	Rhalf Lo TURCO	Kawasaki -	5	9:45.159	10.736	0.557	91.32	1:55.334	5
9	31		9	Jack CROUCHER	Kawasaki -	5	9:56.595	22.172	11.436	89.57	1:56.554	5
10	70	C	1	Jamie TIBBLE	Kawasaki - Club70	5	9:58.543	24.120	1.948	89.28	1:57.848	2
11	18		10	David GOWEN	Yamaha - L&G Engineering / Tinklers	5	9:58.613	24.190	0.070	89.27	1:57.501	3
12	24		11	Alan SMITH	Kawasaki - Mervyn Lambert Plant / Orwells Mcs	5	10:04.587	30.164	5.974	88.39	1:58.423	4
13	64	C	2	Barry CHAMBERLAIN	Suzuki - Goldline Maintenance Services	5	10:13.504	39.081	8.917	87.10	1:59.377	4
14	8		12	John COUGHLAN	Aprilia - BIKERSWORLD	5	10:16.093	41.670	2.589	86.74	2:00.649	4
15	19	C	3	Chris LAY	Kawasaki -	5	10:17.285	42.862	1.192	86.57	2:00.922	4
16	57	C	4	David MILLS	Kawasaki - Area Fifty One Racing	5	10:17.370	42.947	0.085	86.56	2:00.660	4
17	25	C	5	Louis BARTLETT	Kawasaki - McMillian Williams Solicitors	5	10:18.049	43.626	0.679	86.46	2:01.300	4
18	46	C	6	Simon GATES	Yamaha - No Talentino Rossi (Team FATI Yamaha)	5	10:18.213	43.790	0.164	86.44	2:01.091	5
19	175		13	Anthony JOHNSON	Yamaha -	5	10:21.300	46.877	3.087	86.01	1:59.252	5
20	26	C	7	Eiren LONGWILL	Honda -	5	10:24.597	50.174	3.297	85.55	2:01.857	4
21	17 *	C	8	Luke ZUCHOWSKI	BMW -	5	10:28.907	54.484	4.310	84.97	2:01.285	5
22	9	C	9	Mark O'BRIEN	Ducati - obrienhifi.com	5	10:32.209	57.786	3.302	84.52	2:03.603	3
23	29	C	10	Craig KENNELLY	Kawasaki - Real roads	5	10:34.459	1:00.036	2.250	84.22	2:03.249	3
24	41		14	David ABRAHAM	Kawasaki - Cambridge Motorcycles	5	10:40.662	1:06.239	6.203	83.41	2:04.989	3
25	37	C	11	Aldo MORELLO	BMW - UK Roofing & Plastics Supplies Ltd	5	10:42.222	1:07.799	1.560	83.21	2:01.959	5
26	52	C	12	Lee BARRETT	Honda - LKJ contract cleaning & dad/mum	5	10:42.554	1:08.131	0.332	83.16	2:04.962	5
27	71	C	13	Colin CLUNE	Kawasaki -	5	10:48.123	1:13.700	5.569	82.45	2:06.865	4
28	7	C	14	John DAVIS	Yamaha -	5	10:49.166	1:14.743	1.043	82.32	2:06.678	4
29	63 *	C	15	Keith HATTON	BMW - L.K.J. CONTRACTS	5	10:58.716	1:24.293	9.550	81.12	2:06.615	4
30	5		15	Nick BISHOP	Suzuki - RTJ Trailers	5	11:04.067	1:29.644	5.351	80.47	2:09.719	4
					NOT CLASSIFIED							
DNF	76			Jason BYARD	Suzuki - May Construction	4	8:00.404	1 Lap	1 Lap	88.99	1:57.377	4
DNF	48	C		Christos BOUZOUKIS	BMW -	4	8:01.226	1 Lap	0.822	88.84	1:57.922	4

FASTEST LAP

173		Stephen DRAPER	Kawasaki -	3	1:53.777	93.93 mph	151.17 kph
70	C	Jamie TIBBLE	Kawasaki - Club70	2	1:57.848	90.69 mph	145.95 kph

*** No. 63 - 10 second penalty - jump start**
*** No. 17 - 5 second penalty - yellow flag infringement**
Class - 90% of Race Speed = 83.72 mph
Class C - 90% of Race Speed = 80.35 mph

Snetterton
Circuit Length = 2.9689 miles
Start: 15:39 Flag 15:48 End: 15:50

Weather / Track : Cloudy / Dry
These results are provisional until the conclusion of any judicial and technical matters.

Clerk Of Course :		Timekeeper :

Results can be found at www.tsl-timing.com

Printed - 16:56 Saturday, 28 May 2016

BMCRC - MRO Championships 2016 - Rnd 4 @ Snetterton 300

BG Products MRO Powerbikes inc Clubman 1000

RACE 11 - LAP CHART

LAP 1	@ 15:41:08.824	
NO	BEHIND	LAP TIME
173		1:58.150
72	0.207	1:58.357
1	2.070	2:00.220
88	2.564	2:00.714
69	3.107	2:01.257
3	3.317	2:01.467
45	3.734	2:01.884
47	4.445	2:02.595
70	7.039	2:05.189
48	7.477	2:05.627
18	7.898	2:06.048
31	9.072	2:07.222
76	9.540	2:07.690
24	10.188	2:08.338
8	11.497	2:09.647
175	12.324	2:10.474
19	12.427	2:10.577
25	12.490	2:10.640
64	12.682	2:10.832
46	13.051	2:11.201
57	13.117	2:11.267
26	14.804	2:12.954
29	14.905	2:13.055
37	15.087	2:13.237
17	15.762	2:13.912
9	16.187	2:14.337
71	19.182	2:17.332
63	19.633	2:17.783
41	19.830	2:17.980
7	20.440	2:18.590
52	20.527	2:18.677
5	23.119	2:21.269

LAP 2	@ 15:43:02.987	
NO	BEHIND	LAP TIME
173		1:54.163
72	0.178	1:54.134
88	2.611	1:54.210
1	2.712	1:54.805
3	4.784	1:55.630
69	4.911	1:55.967
45	5.038	1:55.467
47	5.684	1:55.402
70	10.724	1:57.848
18	12.124	1:58.389
48	12.741	1:59.427
31	12.971	1:58.062
76	13.049	1:57.672
24	14.886	1:58.861
8	19.269	2:01.935
19	19.941	2:01.677
25	20.791	2:02.464
64	20.881	2:02.362
57	21.251	2:02.297
46	21.630	2:02.742
37	23.688	2:02.764
26	24.859	2:04.218
29	25.008	2:04.266
17	25.617	2:04.018
9	25.893	2:03.869
175	27.045	2:08.884
41	32.741	2:07.074
71	33.466	2:08.447
52	33.526	2:07.162
63	34.815	2:09.345
7	34.931	2:08.654
5	38.918	2:09.962

LAP 3	@ 15:44:56.764	
NO	BEHIND	LAP TIME
173		1:53.777
72	0.195	1:53.794
88	3.021	1:54.187
1	3.757	1:54.822
3	6.407	1:55.400
69	6.997	1:55.863
45	7.264	1:56.003
47	7.464	1:55.557
70	15.275	1:58.328
18	15.848	1:57.501
31	16.152	1:56.958
76	16.937	1:57.665
48	17.214	1:58.250
24	19.675	1:58.566
64	27.793	2:00.689
8	27.897	2:02.405
19	28.470	2:02.306
57	29.147	2:01.673
25	29.333	2:02.319
46	29.806	2:01.953
26	34.081	2:02.999
29	34.480	2:03.249
17	34.764	2:02.924
175	34.950	2:01.682
9	35.719	2:03.603
41	43.953	2:04.989
52	45.582	2:05.833
71	47.764	2:08.075
63	48.279	2:07.241
7	49.245	2:08.091
37	49.330	2:19.419
5	55.358	2:10.217

LAP 4	@ 15:46:50.844	
NO	BEHIND	LAP TIME
72		1:53.885
173	0.908	1:54.988
88	3.712	1:54.771
1	4.115	1:54.438
3	8.329	1:56.002
69	8.775	1:55.858
47	9.134	1:55.750
45	9.655	1:56.471
70	19.792	1:58.597
31	19.871	1:57.799
18	20.203	1:58.435
76	20.234	1:57.377
48	21.056	1:57.922
24	24.018	1:58.423
64	33.090	1:59.377
8	34.466	2:00.649
19	35.312	2:00.922
57	35.727	2:00.660
25	36.553	2:01.300
46	36.952	2:01.226
26	41.858	2:01.857
175	41.878	2:01.008
17	42.452	2:01.768
9	46.696	2:05.057
29	48.141	2:07.741
41	54.962	2:05.089
52	57.422	2:05.920
37	1:00.093	2:04.843
71	1:00.549	2:06.865
63	1:00.814	2:06.615
7	1:01.843	2:06.678
5	1:10.997	2:09.719

LAP 5	@ 15:48:45.097	
NO	BEHIND	LAP TIME
72		1:54.253
173	1.727	1:55.072
88	4.295	1:54.836
1	4.606	1:54.744
69	9.599	1:55.077
3	9.700	1:55.624
47	10.179	1:55.298
45	10.736	1:55.334
31	22.172	1:56.554
70	24.120	1:58.581
18	24.190	1:58.240
24	30.164	2:00.399
64	39.081	2:00.244
8	41.670	2:01.457
19	42.862	2:01.803
57	42.947	2:01.473
25	43.626	2:01.326
46	43.790	2:01.091
175	46.877	1:59.252
17	49.484	2:01.285
26	50.174	2:02.569
9	57.786	2:05.343
29	1:00.036	2:06.148
41	1:06.239	2:05.530
37	1:07.799	2:01.959
52	1:08.131	2:04.962
71	1:13.700	2:07.404
63	1:14.293	2:07.732
7	1:14.743	2:07.153
5	1:29.644	2:12.900

Weather / Track : Cloudy / Dry

Snetterton
Circuit Length = 2.9689 miles
Start: 15:39 Flag 15:48 End: 15:50

Results can be found at www.tsl-timing.com

Printed - 15:51 Saturday, 28 May 2016

BMCRC - MRO Championships 2016 - Rnd 4 @ Snetterton 300

BG Products MRO Powerbikes inc Clubman 1000

RACE 11 - SECTOR ANALYSIS

SECTOR 1 = FL to I1, SECTOR 2 = I1 to FL, DIFF = Difference To Personal Best Lap

P1 72 Michael O'BRIEN Yamaha -

IDEAL LAP TIME : 1:53.636 BEST LAP TIME : 1:53.794 DIFFERENCE : 0.158

LAP	SECTOR 1	SECTOR 2	LAP TIME	MPH	DIFF	TIME OF DAY
1 -		***37.896***	1:58.357	90.30	4.563	15:41:09.031
2 -	1:16.065	38.069	1:54.134 **(3)**	93.64	0.340	15:43:03.165
3 -	1:15.847	37.947	***1:53.794*** **(1)**	***93.92***		***15:44:56.959***
4 -	***1:15.740***	38.145	1:53.885 **(2)**	93.84	0.091	15:46:50.844
5 -	1:15.992	38.261	1:54.253	93.54	0.459	15:48:45.097

P2 173 Stephen DRAPER Kawasaki -

IDEAL LAP TIME : 1:53.647 BEST LAP TIME : 1:53.777 DIFFERENCE : 0.130

LAP	SECTOR 1	SECTOR 2	LAP TIME	MPH	DIFF	TIME OF DAY
1 -		***37.772***	1:58.150	90.46	4.373	15:41:08.824
2 -	1:16.230	37.933	1:54.163 **(2)**	93.62	0.386	15:43:02.987
3 -	***1:15.875***	37.902	***1:53.777*** **(1)**	***93.93***		***15:44:56.764***
4 -	1:16.581	38.407	1:54.988 **(3)**	92.94	1.211	15:46:51.752
5 -	1:16.592	38.480	1:55.072	92.88	1.295	15:48:46.824

P3 88 John BUTLER Kawasaki - Butler-Hills Ltd

IDEAL LAP TIME : 1:54.057 BEST LAP TIME : 1:54.187 DIFFERENCE : 0.130

LAP	SECTOR 1	SECTOR 2	LAP TIME	MPH	DIFF	TIME OF DAY
1 -		38.027	2:00.714	88.53	6.527	15:41:11.388
2 -	***1:16.070***	38.140	1:54.210 **(2)**	93.58	0.023	15:43:05.598
3 -	1:16.200	***37.987***	***1:54.187*** **(1)**	***93.60***		***15:44:59.785***
4 -	1:16.617	38.154	1:54.771 **(3)**	93.12	0.584	15:46:54.556
5 -	1:16.535	38.301	1:54.836	93.07	0.649	15:48:49.392

P4 1 Peter BAKER Kawasaki -

IDEAL LAP TIME : 1:54.414 BEST LAP TIME : 1:54.438 DIFFERENCE : 0.024

LAP	SECTOR 1	SECTOR 2	LAP TIME	MPH	DIFF	TIME OF DAY
1 -		38.561	2:00.220	88.90	5.782	15:41:10.894
2 -	1:16.338	38.467	1:54.805 **(3)**	93.09	0.367	15:43:05.699
3 -	1:16.480	38.342	1:54.822	93.08	0.384	15:45:00.521
4 -	1:16.334	***38.104***	***1:54.438*** **(1)**	***93.39***		***15:46:54.959***
5 -	***1:16.310***	38.434	1:54.744 **(2)**	93.14	0.306	15:48:49.703

P5 69 Phil SETON Yamaha - Seton Tuning

IDEAL LAP TIME : 1:54.721 BEST LAP TIME : 1:55.077 DIFFERENCE : 0.356

LAP	SECTOR 1	SECTOR 2	LAP TIME	MPH	DIFF	TIME OF DAY
1 -		***38.361***	2:01.257	88.14	6.180	15:41:11.931
2 -	1:16.712	39.255	1:55.967	92.16	0.890	15:43:07.898
3 -	1:17.043	38.820	1:55.863 **(3)**	92.24	0.786	15:45:03.761
4 -	1:16.781	39.077	1:55.858 **(2)**	92.25	0.781	15:46:59.619
5 -	***1:16.360***	38.717	***1:55.077*** **(1)**	***92.87***		***15:48:54.696***

P6 3 Colin PARKER Yamaha - Global Robots

IDEAL LAP TIME : 1:54.907 BEST LAP TIME : 1:55.400 DIFFERENCE : 0.493

LAP	SECTOR 1	SECTOR 2	LAP TIME	MPH	DIFF	TIME OF DAY
1 -		***38.437***	2:01.467	87.99	6.067	15:41:12.141
2 -	***1:16.470***	39.160	1:55.630 **(3)**	92.43	0.230	15:43:07.771
3 -	1:16.640	38.760	***1:55.400*** **(1)**	***92.61***		***15:45:03.171***
4 -	1:16.857	39.145	1:56.002	92.13	0.602	15:46:59.173
5 -	1:16.690	38.934	1:55.624 **(2)**	92.43	0.224	15:48:54.797

P7 47 Daryl DANCE Yamaha - 2 brothers scaffolding/Dad

IDEAL LAP TIME : 1:55.135 BEST LAP TIME : 1:55.298 DIFFERENCE : 0.163

LAP	SECTOR 1	SECTOR 2	LAP TIME	MPH	DIFF	TIME OF DAY

Snetterton
Circuit Length = 2.9689 miles
Start: 15:39 Flag 15:48 End: 15:50

Weather / Track : Cloudy / Dry

BMCRC - MRO Championships 2016 - Rnd 4 @ Snetterton 300

BG Products MRO Powerbikes inc Clubman 1000

RACE 11 - SECTOR ANALYSIS

SECTOR 1 = FL to I1, SECTOR 2 = I1 to FL, DIFF = Difference To Personal Best Lap

1 -		38.336	2:02.595		87.18	7.297	15:41:13.269
2 -	1:16.913	38.489	1:55.402	(2)	92.61	0.104	15:43:08.671
3 -	1:17.334	***38.223***	1:55.557	(3)	92.49	0.259	15:45:04.228
4 -	1:16.951	38.799	1:55.750		92.33	0.452	15:46:59.978
5 -	***1:16.912***	38.386	***1:55.298***	**(1)**	***92.69***		***15:48:55.276***

P8 45 Rhalf Lo TURCO Kawasaki -

IDEAL LAP TIME : 1:54.884 BEST LAP TIME : 1:55.334 DIFFERENCE : 0.450

LAP	SECTOR 1	SECTOR 2	LAP TIME		MPH	DIFF	TIME OF DAY
1 -		38.658	2:01.884		87.68	6.550	15:41:12.558
2 -	***1:16.627***	38.840	1:55.467	(2)	92.56	0.133	15:43:08.025
3 -	1:17.496	38.507	1:56.003	(3)	92.13	0.669	15:45:04.028
4 -	1:17.773	38.698	1:56.471		91.76	1.137	15:47:00.499
5 -	1:17.077	***38.257***	***1:55.334***	**(1)**	***92.67***		***15:48:55.833***

P9 31 Jack CROUCHER Kawasaki -

IDEAL LAP TIME : 1:56.280 BEST LAP TIME : 1:56.554 DIFFERENCE : 0.274

LAP	SECTOR 1	SECTOR 2	LAP TIME		MPH	DIFF	TIME OF DAY
1 -		39.127	2:07.222		84.01	10.668	15:41:17.896
2 -	1:18.050	40.012	1:58.062		90.52	1.508	15:43:15.958
3 -	1:18.223	***38.735***	1:56.958	(2)	91.38	0.404	15:45:12.916
4 -	1:18.207	39.592	1:57.799	(3)	90.73	1.245	15:47:10.715
5 -	***1:17.545***	39.009	***1:56.554***	**(1)**	***91.70***		***15:49:07.269***

P10 70 C Jamie TIBBLE Kawasaki - Club70

IDEAL LAP TIME : 1:57.848 BEST LAP TIME : 1:57.848 DIFFERENCE : 0.000

LAP	SECTOR 1	SECTOR 2	LAP TIME		MPH	DIFF	TIME OF DAY
1 -		39.559	2:05.189		85.37	7.341	15:41:15.863
2 -	***1:18.651***	***39.197***	***1:57.848***	**(1)**	***90.69***		***15:43:13.711***
3 -	1:18.764	39.564	1:58.328	(2)	90.32	0.480	15:45:12.039
4 -	1:18.975	39.622	1:58.597		90.12	0.749	15:47:10.636
5 -	1:19.061	39.520	1:58.581	(3)	90.13	0.733	15:49:09.217

P11 18 David GOWEN Yamaha - L&G Engineering / Tinklers

IDEAL LAP TIME : 1:57.342 BEST LAP TIME : 1:57.501 DIFFERENCE : 0.159

LAP	SECTOR 1	SECTOR 2	LAP TIME		MPH	DIFF	TIME OF DAY
1 -		39.339	2:06.048		84.79	8.547	15:41:16.722
2 -	1:19.026	39.363	1:58.389	(3)	90.27	0.888	15:43:15.111
3 -	***1:18.023***	39.478	***1:57.501***	**(1)**	***90.96***		***15:45:12.612***
4 -	1:18.711	39.724	1:58.435		90.24	0.934	15:47:11.047
5 -	1:18.921	***39.319***	1:58.240	(2)	90.39	0.739	15:49:09.287

P12 24 Alan SMITH Kawasaki - Mervyn Lambert Plant / Orwells Mcs

IDEAL LAP TIME : 1:58.423 BEST LAP TIME : 1:58.423 DIFFERENCE : 0.000

LAP	SECTOR 1	SECTOR 2	LAP TIME		MPH	DIFF	TIME OF DAY
1 -		39.842	2:08.338		83.28	9.915	15:41:19.012
2 -	1:18.914	39.947	1:58.861	(3)	89.92	0.438	15:43:17.873
3 -	1:18.830	39.736	1:58.566	(2)	90.14	0.143	15:45:16.439
4 -	***1:18.829***	***39.594***	***1:58.423***	**(1)**	***90.25***		***15:47:14.862***
5 -	1:20.115	40.284	2:00.399		88.77	1.976	15:49:15.261

P13 64 C Barry CHAMBERLAIN Suzuki - Goldline Maintenance Services

IDEAL LAP TIME : 1:59.377 BEST LAP TIME : 1:59.377 DIFFERENCE : 0.000

LAP	SECTOR 1	SECTOR 2	LAP TIME		MPH	DIFF	TIME OF DAY
1 -		40.871	2:10.832		81.69	11.455	15:41:21.506
2 -	1:21.538	40.824	2:02.362		87.34	2.985	15:43:23.868
3 -	1:20.597	40.092	2:00.689	(3)	88.55	1.312	15:45:24.557
4 -	***1:19.790***	***39.587***	***1:59.377***	**(1)**	***89.53***		***15:47:23.934***

Weather / Track : Cloudy / Dry

Snetterton
Circuit Length = 2.9689 miles
Start: 15:39 Flag 15:48 End: 15:50

BMCRC - MRO Championships 2016 - Rnd 4 @ Snetterton 300

BG Products MRO Powerbikes inc Clubman 1000

RACE 11 - SECTOR ANALYSIS

SECTOR 1 = FL to I1, SECTOR 2 = I1 to FL, DIFF = Difference To Personal Best Lap

5 -	1:20.256	39.988	2:00.244	(2)	88.88	0.867	15:49:24.178

P14 8 John COUGHLAN Aprilia - BIKERSWORLD

IDEAL LAP TIME : 2:00.649 BEST LAP TIME : 2:00.649 DIFFERENCE : 0.000

LAP	SECTOR 1	SECTOR 2	LAP TIME		MPH	DIFF	TIME OF DAY
1 -		41.130	2:09.647		82.43	8.998	15:41:20.321
2 -	1:21.356	40.579	2:01.935	(3)	87.65	1.286	15:43:22.256
3 -	1:22.030	40.375	2:02.405		87.31	1.756	15:45:24.661
4 -	***1:20.642***	***40.007***	***2:00.649***	***(1)***	***88.58***		***15:47:25.310***
5 -	1:21.008	40.449	2:01.457	(2)	87.99	0.808	15:49:26.767

P15 19 C Chris LAY Kawasaki -

IDEAL LAP TIME : 2:00.922 BEST LAP TIME : 2:00.922 DIFFERENCE : 0.000

LAP	SECTOR 1	SECTOR 2	LAP TIME		MPH	DIFF	TIME OF DAY
1 -		41.410	2:10.577		81.85	9.655	15:41:21.251
2 -	1:21.130	40.547	2:01.677	(2)	87.83	0.755	15:43:22.928
3 -	1:21.969	40.337	2:02.306		87.38	1.384	15:45:25.234
4 -	***1:20.765***	***40.157***	***2:00.922***	***(1)***	***88.38***		***15:47:26.156***
5 -	1:21.560	40.243	2:01.803	(3)	87.74	0.881	15:49:27.959

P16 57 C David MILLS Kawasaki - Area Fifty One Racing

IDEAL LAP TIME : 2:00.660 BEST LAP TIME : 2:00.660 DIFFERENCE : 0.000

LAP	SECTOR 1	SECTOR 2	LAP TIME		MPH	DIFF	TIME OF DAY
1 -		40.516	2:11.267		81.42	10.607	15:41:21.941
2 -	1:21.476	40.821	2:02.297		87.39	1.637	15:43:24.238
3 -	1:21.167	40.506	2:01.673	(3)	87.84	1.013	15:45:25.911
4 -	***1:20.600***	***40.060***	***2:00.660***	***(1)***	***88.58***		***15:47:26.571***
5 -	1:20.682	40.791	2:01.473	(2)	87.98	0.813	15:49:28.044

P17 25 C Louis BARTLETT Kawasaki - McMillian Williams Solicitors

IDEAL LAP TIME : 2:01.289 BEST LAP TIME : 2:01.300 DIFFERENCE : 0.011

LAP	SECTOR 1	SECTOR 2	LAP TIME		MPH	DIFF	TIME OF DAY
1 -		40.798	2:10.640		81.81	9.340	15:41:21.314
2 -	1:21.578	40.886	2:02.464		87.27	1.164	15:43:23.778
3 -	1:21.206	41.113	2:02.319	(3)	87.37	1.019	15:45:26.097
4 -	***1:20.720***	40.580	***2:01.300***	***(1)***	***88.11***		***15:47:27.397***
5 -	1:20.757	***40.569***	2:01.326	(2)	88.09	0.026	15:49:28.723

P18 46 C Simon GATES Yamaha - No Talentino Rossi (Team FATI Yamaha)

IDEAL LAP TIME : 2:00.771 BEST LAP TIME : 2:01.091 DIFFERENCE : 0.320

LAP	SECTOR 1	SECTOR 2	LAP TIME		MPH	DIFF	TIME OF DAY
1 -		40.891	2:11.201		81.46	10.110	15:41:21.875
2 -	1:22.172	40.570	2:02.742		87.07	1.651	15:43:24.617
3 -	1:21.262	40.691	2:01.953	(3)	87.64	0.862	15:45:26.570
4 -	***1:20.538***	40.688	2:01.226	(2)	88.16	0.135	15:47:27.796
5 -	1:20.858	***40.233***	***2:01.091***	***(1)***	***88.26***		***15:49:28.887***

P19 175 Anthony JOHNSON Yamaha -

IDEAL LAP TIME : 1:59.252 BEST LAP TIME : 1:59.252 DIFFERENCE : 0.000

LAP	SECTOR 1	SECTOR 2	LAP TIME		MPH	DIFF	TIME OF DAY
1 -		41.101	2:10.474		81.91	11.222	15:41:21.148
2 -	1:20.728	48.156	2:08.884		82.92	9.632	15:43:30.032
3 -	1:21.355	40.327	2:01.682	(3)	87.83	2.430	15:45:31.714
4 -	1:20.543	40.465	2:01.008	(2)	88.32	1.756	15:47:32.722
5 -	***1:19.529***	***39.723***	***1:59.252***	***(1)***	***89.62***		***15:49:31.974***

Weather / Track : Cloudy / Dry

Snetterton
Circuit Length = 2.9689 miles
Start: 15:39 Flag 15:48 End: 15:50

BMCRC - MRO Championships 2016 - Rnd 4 @ Snetterton 300

BG Products MRO Powerbikes inc Clubman 1000

RACE 11 - SECTOR ANALYSIS

SECTOR 1 = FL to I1, SECTOR 2 = I1 to FL, DIFF = Difference To Personal Best Lap

P20 17 C Luke ZUCHOWSKI BMW -

IDEAL LAP TIME : 2:01.285 BEST LAP TIME : 2:01.285 DIFFERENCE : 0.000

LAP	SECTOR 1	SECTOR 2	LAP TIME	MPH	DIFF	TIME OF DAY
1 -		41.274	2:13.912	79.81	12.627	15:41:24.586
2 -	1:22.684	41.334	2:04.018	86.18	2.733	15:43:28.604
3 -	1:22.036	40.888	2:02.924 (3)	86.94	1.639	15:45:31.528
4 -	1:20.814	40.954	2:01.768 (2)	87.77	0.483	15:47:33.296
5 -	***1:20.649***	***40.636***	***2:01.285 (1)***	***88.12***		***15:49:34.581***

P21 26 C Eiren LONGWILL Honda -

IDEAL LAP TIME : 2:01.857 BEST LAP TIME : 2:01.857 DIFFERENCE : 0.000

LAP	SECTOR 1	SECTOR 2	LAP TIME	MPH	DIFF	TIME OF DAY
1 -		41.262	2:12.954	80.38	11.097	15:41:23.628
2 -	1:22.475	41.743	2:04.218	86.04	2.361	15:43:27.846
3 -	1:21.929	41.070	2:02.999 (3)	86.89	1.142	15:45:30.845
4 -	***1:20.960***	***40.897***	***2:01.857 (1)***	***87.71***		***15:47:32.702***
5 -	1:21.468	41.101	2:02.569 (2)	87.20	0.712	15:49:35.271

P22 9 C Mark O'BRIEN Ducati - obrienhifi.com

IDEAL LAP TIME : 2:03.475 BEST LAP TIME : 2:03.603 DIFFERENCE : 0.128

LAP	SECTOR 1	SECTOR 2	LAP TIME	MPH	DIFF	TIME OF DAY
1 -		***41.017***	2:14.337	79.56	10.734	15:41:25.011
2 -	1:22.559	41.310	2:03.869 (2)	86.28	0.266	15:43:28.880
3 -	***1:22.458***	41.145	***2:03.603 (1)***	***86.47***		***15:45:32.483***
4 -	1:23.062	41.995	2:05.057 (3)	85.46	1.454	15:47:37.540
5 -	1:23.857	41.486	2:05.343	85.27	1.740	15:49:42.883

P23 29 C Craig KENNELLY Kawasaki - Real roads

IDEAL LAP TIME : 2:03.244 BEST LAP TIME : 2:03.249 DIFFERENCE : 0.005

LAP	SECTOR 1	SECTOR 2	LAP TIME	MPH	DIFF	TIME OF DAY
1 -		***41.210***	2:13.055	80.32	9.806	15:41:23.729
2 -	1:23.048	41.218	2:04.266 (2)	86.00	1.017	15:43:27.995
3 -	***1:22.034***	41.215	***2:03.249 (1)***	***86.71***		***15:45:31.244***
4 -	1:25.631	42.110	2:07.741	83.66	4.492	15:47:38.985
5 -	1:24.728	41.420	2:06.148 (3)	84.72	2.899	15:49:45.133

P24 41 David ABRAHAM Kawasaki - Cambridge Motorcycles

IDEAL LAP TIME : 2:04.852 BEST LAP TIME : 2:04.989 DIFFERENCE : 0.137

LAP	SECTOR 1	SECTOR 2	LAP TIME	MPH	DIFF	TIME OF DAY
1 -		42.711	2:17.980	77.46	12.991	15:41:28.654
2 -	1:24.763	42.311	2:07.074	84.10	2.085	15:43:35.728
3 -	***1:23.068***	41.921	***2:04.989 (1)***	***85.51***		***15:45:40.717***
4 -	1:23.111	41.978	2:05.089 (2)	85.44	0.100	15:47:45.806
5 -	1:23.746	***41.784***	2:05.530 (3)	85.14	0.541	15:49:51.336

P25 37 C Aldo MORELLO BMW - UK Roofing & Plastics Supplies Ltd

IDEAL LAP TIME : 2:01.846 BEST LAP TIME : 2:01.959 DIFFERENCE : 0.113

LAP	SECTOR 1	SECTOR 2	LAP TIME	MPH	DIFF	TIME OF DAY
1 -		40.927	2:13.237	80.21	11.278	15:41:23.911
2 -	1:22.111	***40.653***	2:02.764 (2)	87.06	0.805	15:43:26.675
3 -	1:38.399	41.020	2:19.419	76.66	17.460	15:45:46.094
4 -	1:23.026	41.817	2:04.843 (3)	85.61	2.884	15:47:50.937
5 -	***1:21.193***	40.766	***2:01.959 (1)***	***87.63***		***15:49:52.896***

P26 52 C Lee BARRETT Honda - LKJ contract cleaning & dad/mum

IDEAL LAP TIME : 2:04.962 BEST LAP TIME : 2:04.962 DIFFERENCE : 0.000

LAP	SECTOR 1	SECTOR 2	LAP TIME	MPH	DIFF	TIME OF DAY

Weather / Track : Cloudy / Dry

Snetterton
Circuit Length = 2.9689 miles
Start: 15:39 Flag 15:48 End: 15:50

BMCRC - MRO Championships 2016 - Rnd 4 @ Snetterton 300

BG Products MRO Powerbikes inc Clubman 1000

RACE 11 - SECTOR ANALYSIS

SECTOR 1 = FL to I1, SECTOR 2 = I1 to FL, DIFF = Difference To Personal Best Lap

1 -		42.665	2:18.677		77.07	13.715	15:41:29.351
2 -	1:24.878	42.284	2:07.162		84.05	2.200	15:43:36.513
3 -	1:23.948	41.885	2:05.833	(2)	84.93	0.871	15:45:42.346
4 -	1:23.918	42.002	2:05.920	(3)	84.87	0.958	15:47:48.266
5 -	***1:23.387***	***41.575***	***2:04.962***	**(1)**	***85.53***		***15:49:53.228***

P27 71 C Colin CLUNE Kawasaki -

IDEAL LAP TIME : 2:06.667 BEST LAP TIME : 2:06.865 DIFFERENCE : 0.198

LAP	SECTOR 1	SECTOR 2	LAP TIME		MPH	DIFF	TIME OF DAY
1 -		42.708	2:17.332		77.82	10.467	15:41:28.006
2 -	1:25.192	43.255	2:08.447		83.21	1.582	15:43:36.453
3 -	1:25.278	42.797	2:08.075	(3)	83.45	1.210	15:45:44.528
4 -	***1:24.057***	42.808	***2:06.865***	**(1)**	***84.24***		***15:47:51.393***
5 -	1:24.794	***42.610***	2:07.404	(2)	83.89	0.539	15:49:58.797

P28 7 C John DAVIS Yamaha -

IDEAL LAP TIME : 2:06.575 BEST LAP TIME : 2:06.678 DIFFERENCE : 0.103

LAP	SECTOR 1	SECTOR 2	LAP TIME		MPH	DIFF	TIME OF DAY
1 -		43.240	2:18.590		77.11	11.912	15:41:29.264
2 -	1:25.295	43.359	2:08.654		83.07	1.976	15:43:37.918
3 -	1:25.262	42.829	2:08.091	(3)	83.44	1.413	15:45:46.009
4 -	***1:24.084***	42.594	***2:06.678***	**(1)**	***84.37***		***15:47:52.687***
5 -	1:24.662	***42.491***	2:07.153	(2)	84.05	0.475	15:49:59.840

P29 63 C Keith HATTON BMW - L.K.J. CONTRACTS

IDEAL LAP TIME : 2:06.615 BEST LAP TIME : 2:06.615 DIFFERENCE : 0.000

LAP	SECTOR 1	SECTOR 2	LAP TIME		MPH	DIFF	TIME OF DAY
1 -		42.752	2:17.783		77.57	11.168	15:41:28.457
2 -	1:25.903	43.442	2:09.345		82.63	2.730	15:43:37.802
3 -	1:24.830	42.411	2:07.241	(2)	83.99	0.626	15:45:45.043
4 -	***1:24.265***	***42.350***	***2:06.615***	**(1)**	***84.41***		***15:47:51.658***
5 -	1:24.720	43.012	2:07.732	(3)	83.67	1.117	15:49:59.390

P30 5 Nick BISHOP Suzuki - RTJ Trailers

IDEAL LAP TIME : 2:09.302 BEST LAP TIME : 2:09.719 DIFFERENCE : 0.417

LAP	SECTOR 1	SECTOR 2	LAP TIME		MPH	DIFF	TIME OF DAY
1 -		43.914	2:21.269		75.65	11.550	15:41:31.943
2 -	1:26.171	43.791	2:09.962	(2)	82.24	0.243	15:43:41.905
3 -	1:26.743	***43.474***	2:10.217	(3)	82.07	0.498	15:45:52.122
4 -	***1:25.828***	43.891	***2:09.719***	**(1)**	***82.39***		***15:48:01.841***
5 -	1:28.578	44.322	2:12.900		80.42	3.181	15:50:14.741

P31 76 Jason BYARD Suzuki - May Construction

IDEAL LAP TIME : 1:56.634 BEST LAP TIME : 1:57.377 DIFFERENCE : 0.743

LAP	SECTOR 1	SECTOR 2	LAP TIME		MPH	DIFF	TIME OF DAY
1 -		39.282	2:07.690		83.70	10.313	15:41:18.364
2 -	1:18.143	39.529	1:57.672	(3)	90.82	0.295	15:43:16.036
3 -	1:18.758	***38.907***	1:57.665	(2)	90.83	0.288	15:45:13.701
4 -	***1:17.727***	39.650	***1:57.377***	**(1)**	***91.05***		***15:47:11.078***

P32 48 C Christos BOUZOUKIS BMW -

IDEAL LAP TIME : 1:57.922 BEST LAP TIME : 1:57.922 DIFFERENCE : 0.000

LAP	SECTOR 1	SECTOR 2	LAP TIME		MPH	DIFF	TIME OF DAY
1 -		39.764	2:05.627		85.07	7.705	15:41:16.301
2 -	1:19.526	39.901	1:59.427	(3)	89.49	1.505	15:43:15.728
3 -	1:18.739	39.511	1:58.250	(2)	90.38	0.328	15:45:13.978
4 -	***1:18.729***	***39.193***	***1:57.922***	**(1)**	***90.63***		***15:47:11.900***

Weather / Track : Cloudy / Dry

Snetterton
Circuit Length = 2.9689 miles
Start: 15:39 Flag 15:48 End: 15:50

BMCRC - MRO Championships 2016 - Rnd 4 @ Snetterton 300

BG Products MRO Powerbikes inc Clubman 1000

RACE 11 - BEST SECTORS

SECTOR 1				SECTOR 2				IDEAL / BEST COMPARISON					
POS	NO	NAME	TIME	NO	NAME	TIME		POS	NO	NAME	IDEAL	BEST	DIFF
										PERFECT LAP	1:53.512		
1	72	O'BRIEN	**1:15.740**	173	DRAPER	**37.772**		1	72	O'BRIEN	1:53.636	1:53.794	0.158
2	173	DRAPER	**1:15.875**	72	O'BRIEN	**37.896**		2	173	DRAPER	1:53.647	1:53.777	0.130
3	88	BUTLER	**1:16.070**	88	BUTLER	**37.987**		3	88	BUTLER	1:54.057	1:54.187	0.130
4	1	BAKER	**1:16.310**	1	BAKER	**38.104**		4	1	BAKER	1:54.414	1:54.438	0.024
5	69	SETON	**1:16.360**	47	DANCE	**38.223**		5	69	SETON	1:54.721	1:55.077	0.356
6	3	PARKER	**1:16.470**	45	TURCO	**38.257**		6	45	TURCO	1:54.884	1:55.334	0.450
7	45	TURCO	**1:16.627**	69	SETON	**38.361**		7	3	PARKER	1:54.907	1:55.400	0.493
8	47	DANCE	**1:16.912**	3	PARKER	**38.437**		8	47	DANCE	1:55.135	1:55.298	0.163
9	31	CROUCHER	**1:17.545**	31	CROUCHER	**38.735**		9	31	CROUCHER	1:56.280	1:56.554	0.274
10	76	BYARD	**1:17.727**	76	BYARD	**38.907**		10	76	BYARD	1:56.634	1:57.377	0.743
11	18	GOWEN	**1:18.023**	48	BOUZOUKIS	**39.193**		11	18	GOWEN	1:57.342	1:57.501	0.159
12	70	TIBBLE	**1:18.651**	70	TIBBLE	**39.197**		12	70	TIBBLE	1:57.848	1:57.848	0.000
13	48	BOUZOUKIS	**1:18.729**	18	GOWEN	**39.319**		13	48	BOUZOUKIS	1:57.922	1:57.922	0.000
14	24	SMITH	**1:18.829**	64	CHAMBERLAIN	**39.587**		14	24	SMITH	1:58.423	1:58.423	0.000
15	175	JOHNSON	**1:19.529**	24	SMITH	**39.594**		15	175	JOHNSON	1:59.252	1:59.252	0.000
16	64	CHAMBERLAIN	**1:19.790**	175	JOHNSON	**39.723**		16	64	CHAMBERLAIN	1:59.377	1:59.377	0.000
17	46	GATES	**1:20.538**	8	COUGHLAN	**40.007**		17	8	COUGHLAN	2:00.649	2:00.649	0.000
18	57	MILLS	**1:20.600**	57	MILLS	**40.060**		18	57	MILLS	2:00.660	2:00.660	0.000
19	8	COUGHLAN	**1:20.642**	19	LAY	**40.157**		19	46	GATES	2:00.771	2:01.091	0.320
20	17	ZUCHOWSKI	**1:20.649**	46	GATES	**40.233**		20	19	LAY	2:00.922	2:00.922	0.000
21	25	BARTLETT	**1:20.720**	25	BARTLETT	**40.569**		21	17	ZUCHOWSKI	2:01.285	2:01.285	0.000
22	19	LAY	**1:20.765**	17	ZUCHOWSKI	**40.636**		22	25	BARTLETT	2:01.289	2:01.300	0.011
23	26	LONGWILL	**1:20.960**	37	MORELLO	**40.653**		23	37	MORELLO	2:01.846	2:01.959	0.113
24	37	MORELLO	**1:21.193**	26	LONGWILL	**40.897**		24	26	LONGWILL	2:01.857	2:01.857	0.000
25	29	KENNELLY	**1:22.034**	9	O'BRIEN	**41.017**		25	29	KENNELLY	2:03.244	2:03.249	0.005
26	9	O'BRIEN	**1:22.458**	29	KENNELLY	**41.210**		26	9	O'BRIEN	2:03.475	2:03.603	0.128
27	41	ABRAHAM	**1:23.068**	52	BARRETT	**41.575**		27	41	ABRAHAM	2:04.852	2:04.989	0.137
28	52	BARRETT	**1:23.387**	41	ABRAHAM	**41.784**		28	52	BARRETT	2:04.962	2:04.962	0.000
29	71	CLUNE	**1:24.057**	63	HATTON	**42.350**		29	7	DAVIS	2:06.575	2:06.678	0.103
30	7	DAVIS	**1:24.084**	7	DAVIS	**42.491**		30	63	HATTON	2:06.615	2:06.615	0.000
31	63	HATTON	**1:24.265**	71	CLUNE	**42.610**		31	71	CLUNE	2:06.667	2:06.865	0.198
32	5	BISHOP	**1:25.828**	5	BISHOP	**43.474**		32	5	BISHOP	2:09.302	2:09.719	0.417

Weather / Track : Cloudy / Dry

Snetterton
Circuit Length = 2.9689 miles
Start: 15:39 Flag 15:48 End: 15:50

Results can be found at www.tsl-timing.com

Printed - 15:51 Saturday, 28 May 2016

BMCRC - MRO Championships 2016 - Rnd 4 @ Snetterton 300

BG Products MRO Powerbikes inc Clubman 1000

RACE 1 - GRID (6 Laps)

ROW 11					32	5	Nick BISHOP	2:09.719
					31	71	Colin CLUNE	2:06.865
ROW 10	30	7	John DAVIS	2:06.678	29	63	Keith HATTON	2:06.615
	28	41	David ABRAHAM	2:04.989				
ROW 9	27	52	Lee BARRETT	2:04.962	26	9	Mark O'BRIEN	2:03.603
	25	29	Craig KENNELLY	2:03.249				
ROW 8	24	37	Aldo MORELLO	2:01.959	23	26	Eiren LONGWILL	2:01.857
	22	25	Louis BARTLETT	2:01.300				
ROW 7	21	17	Luke ZUCHOWSKI	2:01.285	20	46	Simon GATES	2:01.091
	19	19	Chris LAY	2:00.922				
ROW 6	18	57	David MILLS	2:00.660	17	8	John COUGHLAN	2:00.649
	16	64	Barry CHAMBERLAIN	1:59.377				
ROW 5	15	175	Anthony JOHNSON	1:59.252	14	24	Alan SMITH	1:58.423
	13	48	Christos BOUZOUKIS	1:57.922				
ROW 4	12	70	Jamie TIBBLE	1:57.848	11	18	David GOWEN	1:57.501
	10	76	Jason BYARD	1:57.377				
ROW 3	9	31	Jack CROUCHER	1:56.554	8	3	Colin PARKER	1:55.400
	7	45	Rhalf Lo TURCO	1:55.334				
ROW 2	6	47	Daryl DANCE	1:55.298	5	69	Phil SETON	1:55.077
	4	1	Peter BAKER	1:54.438				
ROW 1	3	88	John BUTLER	1:54.187	2	72	Michael O'BRIEN	1:53.794
	1	173	Stephen DRAPER	1:53.777				

Pole

Snetterton
Circuit Length = 2.9689 miles

These results are provisional until the conclusion of any judicial and technical matters.

Clerk Of Course :		Timekeeper :

Results can be found at www.tsl-timing.com

Printed - 15:53 Saturday, 28 May 2016

BMCRC - MRO Championships 2016 - Rnd 4 @ Snetterton 300

BG Products MRO Powerbikes inc Clubman 1000

RACE 1 - CLASSIFICATION

POS	NO	CL	PIC	NAME	ENTRY	LAPS	TIME	GAP	DIFF	MPH	BEST	ON
1	72		1	Michael O'BRIEN	Yamaha -	6	11:30.109			92.92	1:52.985	2
2	88		2	John BUTLER	Kawasaki - Butler-Hills Ltd	6	11:38.195	8.086	8.086	91.84	1:54.361	4
3	3		3	Colin PARKER	Yamaha - Global Robots	6	11:38.817	8.708	0.622	91.76	1:53.898	5
4	173		4	Stephen DRAPER	Kawasaki -	6	11:39.238	9.129	0.421	91.71	1:54.175	5
5	1		5	Peter BAKER	Kawasaki -	6	11:39.577	9.468	0.339	91.66	1:54.267	6
6	45		6	Rhalf Lo TURCO	Kawasaki -	6	11:45.154	15.045	5.577	90.94	1:55.606	4
7	18		7	David GOWEN	Yamaha - L&G Engineering / Tinklers	6	11:52.292	22.183	7.138	90.03	1:56.776	3
8	70	C	1	Jamie TIBBLE	Kawasaki - Club70	6	11:56.607	26.498	4.315	89.48	1:57.532	6
9	31 *		8	Jack CROUCHER	Kawasaki -	6	11:59.036	28.927	2.429	89.18	1:55.833	3
10	175		9	Anthony JOHNSON	Yamaha -	6	12:02.879	32.770	3.843	88.71	1:58.781	6
11	48	C	2	Christos BOUZOUKIS	BMW -	6	12:04.382	34.273	1.503	88.52	1:58.361	4
12	64	C	3	Barry CHAMBERLAIN	Suzuki - Goldline Maintenance Services	6	12:06.444	36.335	2.062	88.27	1:59.600	3
13	24		10	Alan SMITH	Kawasaki - Mervyn Lambert Plant / Orwells Mcs	6	12:08.443	38.334	1.999	88.03	1:58.920	4
14	23		11	Mark FINCHAM	BMW -	6	12:12.394	42.285	3.951	87.56	1:59.699	5
15	19	C	4	Chris LAY	Kawasaki -	6	12:16.479	46.370	4.085	87.07	2:00.448	6
16	17	C	5	Luke ZUCHOWSKI	BMW -	6	12:16.570	46.461	0.091	87.06	2:00.232	4
17	46	C	6	Simon GATES	Yamaha - No Talentino Rossi (Team FATI Yamaha)	6	12:18.106	47.997	1.536	86.88	2:01.095	5
18	57	C	7	David MILLS	Kawasaki - Area Fifty One Racing	6	12:18.325	48.216	0.219	86.85	2:01.107	5
19	37	C	8	Aldo MORELLO	BMW - UK Roofing & Plastics Supplies Ltd	6	12:29.865	59.756	11.540	85.52	2:00.516	5
20	29	C	9	Craig KENNELLY	Kawasaki - Real roads	6	12:30.833	1:00.724	0.968	85.40	2:01.815	5
21	26	C	10	Eiren LONGWILL	Honda -	6	12:31.023	1:00.914	0.190	85.38	2:01.854	5
22	9	C	11	Mark O'BRIEN	Ducati - obrienhifi.com	6	12:33.112	1:03.003	2.089	85.15	2:02.596	4
23	41		12	David ABRAHAM	Kawasaki - Cambridge Motorcycles	6	12:41.018	1:10.909	7.906	84.26	2:04.583	2
24	27		13	Dan COX	BMW -	6	12:44.701	1:14.592	3.683	83.86	2:03.436	5
25	52	C	12	Lee BARRETT	Honda - LKJ contract cleaning & dad/mum	6	12:44.737	1:14.628	0.036	83.85	2:05.080	6
26	71	C	13	Colin CLUNE	Kawasaki -	6	12:50.339	1:20.230	5.602	83.24	2:05.291	6
27	63	C	14	Keith HATTON	BMW - L.K.J. CONTRACTS	6	12:54.464	1:24.355	4.125	82.80	2:05.509	6
28	7	C	15	John DAVIS	Yamaha -	6	13:01.569	1:31.460	7.105	82.05	2:06.206	4
29	5		14	Nick BISHOP	Suzuki - RTJ Trailers	6	13:16.553	1:46.444	14.984	80.50	2:09.966	4
30	44	C	16	Kevan BARRETT	Kawasaki - LKJ Contracts	5	11:33.619	1 Lap	1 Lap	77.04	2:15.488	4
				NOT CLASSIFIED								
DNF	69			Phil SETON	Yamaha - Seton Tuning	4	7:50.424	2 Laps	1 Lap	90.88	1:55.734	4
DNF	8			John COUGHLAN	Aprilia - BIKERSWORLD	4	8:12.891	2 Laps	22.467	86.73	2:00.611	4
DNF	47			Daryl DANCE	Yamaha - 2 brothers scaffolding/Dad	2	3:59.986	4 Laps	2 Laps	89.07	1:56.432	2

FASTEST LAP

72		Michael O'BRIEN	Yamaha -	2	1:52.985	94.59 mph	152.23 kph
70	C	Jamie TIBBLE	Kawasaki - Club70	6	1:57.532	90.93 mph	146.34 kph

*** No. 31 - 10 second penalty - jump start**
Class - 90% of Race Speed = 83.62 mph
Class C - 90% of Race Speed = 80.53 mph

Snetterton
Circuit Length = 2.9689 miles
Start: 09:51 Flag 10:03 End: 10:05

Weather / Track : Cloudy / Dry
These results are provisional until the conclusion of any judicial and technical matters.

Clerk Of Course :		Timekeeper :

Results can be found at www.tsl-timing.com

Printed - 10:05 Sunday, 29 May 2016

BMCRC - MRO Championships 2016 - Rnd 4 @ Snetterton 300

BG Products MRO Powerbikes inc Clubman 1000

RACE 1 - LAP CHART

LAP 1 @ 09:53:46.376

NO	BEHIND	LAP TIME
72		1:59.590
69	2.458	2:02.048
88	2.605	2:02.195
1	3.055	2:02.645
173	3.267	2:02.857
3	3.394	2:02.984
47	3.964	2:03.554
45	4.600	2:04.190
18	4.958	2:04.548
70	6.349	2:05.939
64	7.044	2:06.634
31	7.507	2:07.097
175	7.560	2:07.150
48	8.873	2:08.463
19	9.545	2:09.135
8	9.822	2:09.412
24	10.157	2:09.747
46	10.844	2:10.434
57	11.218	2:10.808
23	11.927	2:11.517
17	12.217	2:11.807
9	13.233	2:12.823
41	15.453	2:15.043
29	15.779	2:15.369
26	16.665	2:16.255
52	16.981	2:16.571
71	18.320	2:17.910
27	19.268	2:18.858
37	19.718	2:19.308
63	20.399	2:19.989
7	21.444	2:21.034
5	23.610	2:23.200
44	28.887	2:28.477

LAP 2 @ 09:55:39.361

NO	BEHIND	LAP TIME
72		1:52.985
88	6.069	1:56.449
69	6.180	1:56.707
1	6.458	1:56.388
173	6.537	1:56.255
3	6.600	1:56.191
47	7.411	1:56.432
45	7.569	1:55.954
18	9.864	1:57.891
70	11.705	1:58.341
31	12.051	1:57.529
175	14.300	1:59.725
64	14.909	2:00.850
48	15.334	1:59.446
24	17.912	2:00.740
8	18.442	2:01.605
19	18.470	2:01.910
46	19.182	2:01.323
23	19.392	2:00.450
57	20.246	2:02.013
17	20.811	2:01.579
9	23.704	2:03.456
41	27.051	2:04.583
29	27.132	2:04.338
26	27.897	2:04.217
52	29.364	2:05.368
37	30.800	2:04.067
71	32.391	2:07.056
27	33.265	2:06.982
63	35.605	2:08.191
7	35.823	2:07.364
5	42.655	2:12.030
44	53.745	2:17.843

LAP 3 @ 09:57:32.630

NO	BEHIND	LAP TIME
72		1:53.269
88	7.507	1:54.707
69	8.846	1:55.935
173	8.865	1:55.597
1	9.215	1:56.026
3	9.255	1:55.924
45	10.906	1:56.606
18	13.371	1:56.776
31	14.615	1:55.833
70	17.084	1:58.648
175	19.944	1:58.913
64	21.240	1:59.600
48	21.332	1:59.267
24	24.053	1:59.410
8	26.436	2:01.263
23	26.929	2:00.806
19	27.045	2:01.844
46	27.791	2:01.878
17	27.823	2:00.281
57	28.132	2:01.155
9	34.446	2:04.011
29	36.963	2:03.100
41	38.425	2:04.643
26	38.647	2:04.019
37	40.610	2:03.079
52	41.986	2:05.891
27	46.312	2:06.316
71	46.432	2:07.310
7	50.510	2:07.956
63	50.944	2:08.608
5	59.750	2:10.364
44	1:16.508	2:16.032

LAP 4 @ 09:59:26.460

NO	BEHIND	LAP TIME
72		1:53.830
88	8.038	1:54.361
173	10.559	1:55.524
69	10.750	1:55.734
3	11.061	1:55.636
1	11.208	1:55.823
45	12.682	1:55.606
18	16.559	1:57.018
31	16.765	1:55.980
70	21.067	1:57.813
175	25.323	1:59.209
48	25.863	1:58.361
64	27.415	2:00.005
24	29.143	1:58.920
23	32.907	1:59.808
8	33.217	2:00.611
17	34.225	2:00.232
19	35.397	2:02.182
57	35.525	2:01.223
46	35.854	2:01.893
9	43.212	2:02.596
29	46.301	2:03.168
26	47.035	2:02.218
37	48.366	2:01.586
41	50.131	2:05.536
52	53.851	2:05.695
27	56.819	2:04.337
71	59.042	2:06.440
7	1:02.886	2:06.206
63	1:03.334	2:06.220
5	1:15.886	2:09.966
44	1:38.166	2:15.488

LAP 5 @ 10:01:21.375

NO	BEHIND	LAP TIME
72		1:54.915
88	8.252	1:55.129
173	9.819	1:54.175
3	10.044	1:53.898
1	10.721	1:54.428
45	13.711	1:55.944
31	17.741	1:55.891
18	19.851	1:58.207
70	24.486	1:58.334
175	29.509	1:59.101
48	29.523	1:58.575
64	32.222	1:59.722
24	33.884	1:59.656
23	37.691	1:59.699
17	40.430	2:01.120
19	41.442	2:00.960
57	41.717	2:01.107
46	42.034	2:01.095
9	51.142	2:02.845
29	53.201	2:01.815
37	53.967	2:00.516
26	53.974	2:01.854
41	1:00.462	2:05.246
52	1:05.068	2:06.132
27	1:05.340	2:03.436
71	1:10.459	2:06.332
63	1:14.366	2:05.947
7	1:20.016	2:12.045
5	1:31.918	2:10.947

LAP 6 @ 10:03:16.895

NO	BEHIND	LAP TIME
72		1:55.520
44	1 Lap	2:15.779
88	8.086	1:55.354
3	8.708	1:54.184
173	9.129	1:54.830
1	9.468	1:54.267
45	15.045	1:56.854
31	18.927	1:56.706
18	22.183	1:57.852
70	26.498	1:57.532
175	32.770	1:58.781
48	34.273	2:00.270
64	36.335	1:59.633
24	38.334	1:59.970
23	42.285	2:00.114
19	46.370	2:00.448
17	46.461	2:01.551
46	47.997	2:01.483
57	48.216	2:02.019
37	59.756	2:01.309
29	1:00.724	2:03.043
26	1:00.914	2:02.460
9	1:03.003	2:07.381
41	1:10.909	2:05.967
27	1:14.592	2:04.772
52	1:14.628	2:05.080
71	1:20.230	2:05.291
63	1:24.355	2:05.509
7	1:31.460	2:06.964
5	1:46.444	2:10.046

Weather / Track : Cloudy / Dry

Snetterton
Circuit Length = 2.9689 miles
Start: 09:51 Flag 10:03 End: 10:05

BMCRC - MRO Championships 2016 - Rnd 4 @ Snetterton 300

BG Products MRO Powerbikes inc Clubman 1000

RACE 1 - SECTOR ANALYSIS

SECTOR 1 = FL to I1, SECTOR 2 = I1 to FL, DIFF = Difference To Personal Best Lap

P1 72 Michael O'BRIEN Yamaha -

IDEAL LAP TIME : 1:52.985 BEST LAP TIME : 1:52.985 DIFFERENCE : 0.000

LAP	SECTOR 1	SECTOR 2	LAP TIME	MPH	DIFF	TIME OF DAY
1 -		37.884	1:59.590	89.37	6.605	09:53:46.376
2 -	***1:15.426***	***37.559***	***1:52.985 (1)***	***94.59***		***09:55:39.361***
3 -	1:15.486	37.783	1:53.269 **(2)**	94.36	0.284	09:57:32.630
4 -	1:15.812	38.018	1:53.830 **(3)**	93.89	0.845	09:59:26.460
5 -	1:16.763	38.152	1:54.915	93.00	1.930	10:01:21.375
6 -	1:16.559	38.961	1:55.520	92.52	2.535	10:03:16.895

P2 88 John BUTLER Kawasaki - Butler-Hills Ltd

IDEAL LAP TIME : 1:54.274 BEST LAP TIME : 1:54.361 DIFFERENCE : 0.087

LAP	SECTOR 1	SECTOR 2	LAP TIME	MPH	DIFF	TIME OF DAY
1 -		38.556	2:02.195	87.46	7.834	09:53:48.981
2 -	1:17.671	38.778	1:56.449	91.78	2.088	09:55:45.430
3 -	1:16.556	***38.151***	1:54.707 **(2)**	93.17	0.346	09:57:40.137
4 -	***1:16.123***	38.238	***1:54.361 (1)***	***93.45***		***09:59:34.498***
5 -	1:16.682	38.447	1:55.129 **(3)**	92.83	0.768	10:01:29.627
6 -	1:16.629	38.725	1:55.354	92.65	0.993	10:03:24.981

P3 3 Colin PARKER Yamaha - Global Robots

IDEAL LAP TIME : 1:53.898 BEST LAP TIME : 1:53.898 DIFFERENCE : 0.000

LAP	SECTOR 1	SECTOR 2	LAP TIME	MPH	DIFF	TIME OF DAY
1 -		38.490	2:02.984	86.90	9.086	09:53:49.770
2 -	1:17.620	38.571	1:56.191	91.98	2.293	09:55:45.961
3 -	1:17.330	38.594	1:55.924	92.19	2.026	09:57:41.885
4 -	1:16.733	38.903	1:55.636 **(3)**	92.42	1.738	09:59:37.521
5 -	***1:15.679***	***38.219***	***1:53.898 (1)***	***93.83***		***10:01:31.419***
6 -	1:15.861	38.323	1:54.184 **(2)**	93.60	0.286	10:03:25.603

P4 173 Stephen DRAPER Kawasaki -

IDEAL LAP TIME : 1:54.175 BEST LAP TIME : 1:54.175 DIFFERENCE : 0.000

LAP	SECTOR 1	SECTOR 2	LAP TIME	MPH	DIFF	TIME OF DAY
1 -		38.751	2:02.857	86.99	8.682	09:53:49.643
2 -	1:17.586	38.669	1:56.255	91.93	2.080	09:55:45.898
3 -	1:17.105	38.492	1:55.597	92.45	1.422	09:57:41.495
4 -	1:16.729	38.795	1:55.524 **(3)**	92.51	1.349	09:59:37.019
5 -	***1:16.037***	***38.138***	***1:54.175 (1)***	***93.61***		***10:01:31.194***
6 -	1:16.491	38.339	1:54.830 **(2)**	93.07	0.655	10:03:26.024

P5 1 Peter BAKER Kawasaki -

IDEAL LAP TIME : 1:54.069 BEST LAP TIME : 1:54.267 DIFFERENCE : 0.198

LAP	SECTOR 1	SECTOR 2	LAP TIME	MPH	DIFF	TIME OF DAY
1 -		38.929	2:02.645	87.14	8.378	09:53:49.431
2 -	1:17.565	38.823	1:56.388	91.83	2.121	09:55:45.819
3 -	1:17.563	38.463	1:56.026	92.11	1.759	09:57:41.845
4 -	1:16.597	39.226	1:55.823 **(3)**	92.27	1.556	09:59:37.668
5 -	1:16.121	***38.307***	1:54.428 **(2)**	93.40	0.161	10:01:32.096
6 -	***1:15.762***	38.505	***1:54.267 (1)***	***93.53***		***10:03:26.363***

P6 45 Rhalf Lo TURCO Kawasaki -

IDEAL LAP TIME : 1:55.404 BEST LAP TIME : 1:55.606 DIFFERENCE : 0.202

LAP	SECTOR 1	SECTOR 2	LAP TIME	MPH	DIFF	TIME OF DAY
1 -		39.068	2:04.190	86.06	8.584	09:53:50.976
2 -	1:17.626	***38.328***	1:55.954 **(3)**	92.17	0.348	09:55:46.930
3 -	1:17.766	38.840	1:56.606	91.65	1.000	09:57:43.536
4 -	***1:17.076***	38.530	***1:55.606 (1)***	***92.45***		***09:59:39.142***
5 -	1:17.160	38.784	1:55.944 **(2)**	92.18	0.338	10:01:35.086

Snetterton
Circuit Length = 2.9689 miles
Start: 09:51 Flag 10:03 End: 10:05

Weather / Track : Cloudy / Dry

BMCRC - MRO Championships 2016 - Rnd 4 @ Snetterton 300

BG Products MRO Powerbikes inc Clubman 1000

RACE 1 - SECTOR ANALYSIS

SECTOR 1 = FL to I1, SECTOR 2 = I1 to FL, DIFF = Difference To Personal Best Lap

6 -	1:17.686	39.168	1:56.854	91.46	1.248	10:03:31.940

P7 18 David GOWEN Yamaha - L&G Engineering / Tinklers

IDEAL LAP TIME : 1:56.776 BEST LAP TIME : 1:56.776 DIFFERENCE : 0.000

LAP	SECTOR 1	SECTOR 2	LAP TIME	MPH	DIFF	TIME OF DAY
1 -		39.084	2:04.548	85.81	7.772	09:53:51.334
2 -	1:18.850	39.041	1:57.891	90.66	1.115	09:55:49.225
3 -	***1:17.808***	***38.968***	***1:56.776 (1)***	***91.52***		***09:57:46.001***
4 -	1:18.022	38.996	1:57.018 **(2)**	91.33	0.242	09:59:43.019
5 -	1:18.639	39.568	1:58.207	90.41	1.431	10:01:41.226
6 -	1:18.455	39.397	1:57.852 **(3)**	90.69	1.076	10:03:39.078

P8 70 C Jamie TIBBLE Kawasaki - Club70

IDEAL LAP TIME : 1:57.281 BEST LAP TIME : 1:57.532 DIFFERENCE : 0.251

LAP	SECTOR 1	SECTOR 2	LAP TIME	MPH	DIFF	TIME OF DAY
1 -		***39.160***	2:05.939	84.86	8.407	09:53:52.725
2 -	1:19.125	39.216	1:58.341	90.31	0.809	09:55:51.066
3 -	1:19.297	39.351	1:58.648	90.08	1.116	09:57:49.714
4 -	1:18.636	39.177	1:57.813 **(2)**	90.72	0.281	09:59:47.527
5 -	1:18.816	39.518	1:58.334 **(3)**	90.32	0.802	10:01:45.861
6 -	***1:18.121***	39.411	***1:57.532 (1)***	***90.93***		***10:03:43.393***

P9 31 Jack CROUCHER Kawasaki -

IDEAL LAP TIME : 1:55.791 BEST LAP TIME : 1:55.833 DIFFERENCE : 0.042

LAP	SECTOR 1	SECTOR 2	LAP TIME	MPH	DIFF	TIME OF DAY
1 -		39.512	2:07.097	84.09	11.264	09:53:53.883
2 -	1:18.235	39.294	1:57.529	90.93	1.696	09:55:51.412
3 -	1:17.241	***38.592***	***1:55.833 (1)***	***92.27***		***09:57:47.245***
4 -	1:17.387	38.593	1:55.980 **(3)**	92.15	0.147	09:59:43.225
5 -	***1:17.199***	38.692	1:55.891 **(2)**	92.22	0.058	10:01:39.116
6 -	1:17.959	38.747	1:56.706	91.58	0.873	10:03:35.822

P10 175 Anthony JOHNSON Yamaha -

IDEAL LAP TIME : 1:58.240 BEST LAP TIME : 1:58.781 DIFFERENCE : 0.541

LAP	SECTOR 1	SECTOR 2	LAP TIME	MPH	DIFF	TIME OF DAY
1 -		39.665	2:07.150	84.05	8.369	09:53:53.936
2 -	1:19.604	40.121	1:59.725	89.27	0.944	09:55:53.661
3 -	***1:18.987***	39.926	1:58.913 **(2)**	89.88	0.132	09:57:52.574
4 -	1:19.332	39.877	1:59.209	89.65	0.428	09:59:51.783
5 -	1:19.450	39.651	1:59.101 **(3)**	89.73	0.320	10:01:50.884
6 -	1:19.528	***39.253***	***1:58.781 (1)***	***89.98***		***10:03:49.665***

P11 48 C Christos BOUZOUKIS BMW -

IDEAL LAP TIME : 1:57.969 BEST LAP TIME : 1:58.361 DIFFERENCE : 0.392

LAP	SECTOR 1	SECTOR 2	LAP TIME	MPH	DIFF	TIME OF DAY
1 -		40.123	2:08.463	83.19	10.102	09:53:55.249
2 -	1:19.599	39.847	1:59.446	89.48	1.085	09:55:54.695
3 -	1:19.682	39.585	1:59.267 **(3)**	89.61	0.906	09:57:53.962
4 -	***1:18.662***	39.699	***1:58.361 (1)***	***90.30***		***09:59:52.323***
5 -	1:19.268	***39.307***	1:58.575 **(2)**	90.13	0.214	10:01:50.898
6 -	1:20.182	40.088	2:00.270	88.86	1.909	10:03:51.168

P12 64 C Barry CHAMBERLAIN Suzuki - Goldline Maintenance Services

IDEAL LAP TIME : 1:59.530 BEST LAP TIME : 1:59.600 DIFFERENCE : 0.070

LAP	SECTOR 1	SECTOR 2	LAP TIME	MPH	DIFF	TIME OF DAY
1 -		39.820	2:06.634	84.40	7.034	09:53:53.420
2 -	1:20.214	40.636	2:00.850	88.44	1.250	09:55:54.270
3 -	***1:19.722***	39.878	***1:59.600 (1)***	***89.36***		***09:57:53.870***

Weather / Track : Cloudy / Dry

Snetterton
Circuit Length = 2.9689 miles
Start: 09:51 Flag 10:03 End: 10:05

BMCRC - MRO Championships 2016 - Rnd 4 @ Snetterton 300

BG Products MRO Powerbikes inc Clubman 1000

RACE 1 - SECTOR ANALYSIS

SECTOR 1 = FL to I1, SECTOR 2 = I1 to FL, DIFF = Difference To Personal Best Lap

4 -	1:20.169	39.836	2:00.005		89.06	0.405	09:59:53.875
5 -	1:19.864	39.858	1:59.722	(3)	89.27	0.122	10:01:53.597
6 -	1:19.825	***39.808***	1:59.633	(2)	89.34	0.033	10:03:53.230

P13 24 Alan SMITH Kawasaki - Mervyn Lambert Plant / Orwells Mcs

IDEAL LAP TIME : 1:58.920 BEST LAP TIME : 1:58.920 DIFFERENCE : 0.000

LAP	SECTOR 1	SECTOR 2	LAP TIME		MPH	DIFF	TIME OF DAY
1 -		40.198	2:09.747		82.37	10.827	09:53:56.533
2 -	1:19.919	40.821	2:00.740		88.52	1.820	09:55:57.273
3 -	1:19.454	39.956	1:59.410	(2)	89.50	0.490	09:57:56.683
4 -	***1:19.127***	***39.793***	***1:58.920***	**(1)**	***89.87***		***09:59:55.603***
5 -	1:19.604	40.052	1:59.656	(3)	89.32	0.736	10:01:55.259
6 -	1:19.812	40.158	1:59.970		89.08	1.050	10:03:55.229

P14 23 Mark FINCHAM BMW -

IDEAL LAP TIME : 1:59.377 BEST LAP TIME : 1:59.699 DIFFERENCE : 0.322

LAP	SECTOR 1	SECTOR 2	LAP TIME		MPH	DIFF	TIME OF DAY
1 -		40.397	2:11.517		81.26	11.818	09:53:58.303
2 -	1:20.232	40.218	2:00.450		88.73	0.751	09:55:58.753
3 -	1:19.803	41.003	2:00.806		88.47	1.107	09:57:59.559
4 -	1:19.876	39.932	1:59.808	(2)	89.21	0.109	09:59:59.367
5 -	1:19.798	***39.901***	***1:59.699***	**(1)**	***89.29***		***10:01:59.066***
6 -	***1:19.476***	40.638	2:00.114	(3)	88.98	0.415	10:03:59.180

P15 19 C Chris LAY Kawasaki -

IDEAL LAP TIME : 1:59.946 BEST LAP TIME : 2:00.448 DIFFERENCE : 0.502

LAP	SECTOR 1	SECTOR 2	LAP TIME		MPH	DIFF	TIME OF DAY
1 -		***40.308***	2:09.135		82.76	8.687	09:53:55.921
2 -	1:20.935	40.975	2:01.910		87.67	1.462	09:55:57.831
3 -	1:21.201	40.643	2:01.844	(3)	87.71	1.396	09:57:59.675
4 -	1:21.429	40.753	2:02.182		87.47	1.734	10:00:01.857
5 -	1:20.320	40.640	2:00.960	(2)	88.36	0.512	10:02:02.817
6 -	***1:19.638***	40.810	***2:00.448***	**(1)**	***88.73***		***10:04:03.265***

P16 17 C Luke ZUCHOWSKI BMW -

IDEAL LAP TIME : 2:00.232 BEST LAP TIME : 2:00.232 DIFFERENCE : 0.000

LAP	SECTOR 1	SECTOR 2	LAP TIME		MPH	DIFF	TIME OF DAY
1 -		41.018	2:11.807		81.08	11.575	09:53:58.593
2 -	1:20.771	40.808	2:01.579		87.91	1.347	09:56:00.172
3 -	***1:20.121***	40.160	2:00.281	(2)	88.85	0.049	09:58:00.453
4 -	***1:20.121***	***40.111***	***2:00.232***	**(1)**	***88.89***		***10:00:00.685***
5 -	1:20.402	40.718	2:01.120	(3)	88.24	0.888	10:02:01.805
6 -	1:20.210	41.341	2:01.551		87.93	1.319	10:04:03.356

P17 46 C Simon GATES Yamaha - No Talentino Rossi (Team FATI Yamaha)

IDEAL LAP TIME : 2:00.796 BEST LAP TIME : 2:01.095 DIFFERENCE : 0.299

LAP	SECTOR 1	SECTOR 2	LAP TIME		MPH	DIFF	TIME OF DAY
1 -		40.765	2:10.434		81.94	9.339	09:53:57.220
2 -	1:20.821	40.502	2:01.323	(2)	88.09	0.228	09:55:58.543
3 -	1:21.122	40.756	2:01.878		87.69	0.783	09:58:00.421
4 -	1:21.016	40.877	2:01.893		87.68	0.798	10:00:02.314
5 -	1:21.010	***40.085***	***2:01.095***	**(1)**	***88.26***		***10:02:03.409***
6 -	***1:20.711***	40.772	2:01.483	(3)	87.98	0.388	10:04:04.892

P18 57 C David MILLS Kawasaki - Area Fifty One Racing

IDEAL LAP TIME : 2:00.682 BEST LAP TIME : 2:01.107 DIFFERENCE : 0.425

LAP	SECTOR 1	SECTOR 2	LAP TIME		MPH	DIFF	TIME OF DAY
1 -		40.529	2:10.808		81.70	9.701	09:53:57.594

Weather / Track : Cloudy / Dry

Snetterton
Circuit Length = 2.9689 miles
Start: 09:51 Flag 10:03 End: 10:05

BMCRC - MRO Championships 2016 - Rnd 4 @ Snetterton 300

BG Products MRO Powerbikes inc Clubman 1000

RACE 1 - SECTOR ANALYSIS

SECTOR 1 = FL to I1, SECTOR 2 = I1 to FL, DIFF = Difference To Personal Best Lap

2 -	1:21.595	40.418	2:02.013	87.59	0.906	09:55:59.607
3 -	1:20.895	***40.260***	2:01.155 **(2)**	88.21	0.048	09:58:00.762
4 -	1:20.540	40.683	2:01.223 **(3)**	88.16	0.116	10:00:01.985
5 -	***1:20.422***	40.685	***2:01.107*** **(1)**	***88.25***		***10:02:03.092***
6 -	1:20.926	41.093	2:02.019	87.59	0.912	10:04:05.111

P19 37 C Aldo MORELLO BMW - UK Roofing & Plastics Supplies Ltd

IDEAL LAP TIME : 2:00.362 BEST LAP TIME : 2:00.516 DIFFERENCE : 0.154

LAP	SECTOR 1	SECTOR 2	LAP TIME	MPH	DIFF	TIME OF DAY
1 -		47.690	2:19.308	76.72	18.792	09:54:06.094
2 -	1:23.203	40.864	2:04.067	86.14	3.551	09:56:10.161
3 -	1:22.430	40.649	2:03.079	86.83	2.563	09:58:13.240
4 -	1:21.340	***40.246***	2:01.586 **(3)**	87.90	1.070	10:00:14.826
5 -	***1:20.116***	40.400	***2:00.516*** **(1)**	***88.68***		***10:02:15.342***
6 -	1:20.673	40.636	2:01.309 **(2)**	88.10	0.793	10:04:16.651

P20 29 C Craig KENNELLY Kawasaki - Real roads

IDEAL LAP TIME : 2:01.570 BEST LAP TIME : 2:01.815 DIFFERENCE : 0.245

LAP	SECTOR 1	SECTOR 2	LAP TIME	MPH	DIFF	TIME OF DAY
1 -		42.109	2:15.369	78.95	13.554	09:54:02.155
2 -	1:22.177	42.161	2:04.338	85.95	2.523	09:56:06.493
3 -	1:22.015	41.085	2:03.100 **(3)**	86.82	1.285	09:58:09.593
4 -	1:22.164	41.004	2:03.168	86.77	1.353	10:00:12.761
5 -	1:21.211	***40.604***	***2:01.815*** **(1)**	***87.74***		***10:02:14.576***
6 -	***1:20.966***	42.077	2:03.043 **(2)**	86.86	1.228	10:04:17.619

P21 26 C Eiren LONGWILL Honda -

IDEAL LAP TIME : 2:01.686 BEST LAP TIME : 2:01.854 DIFFERENCE : 0.168

LAP	SECTOR 1	SECTOR 2	LAP TIME	MPH	DIFF	TIME OF DAY
1 -		43.148	2:16.255	78.44	14.401	09:54:03.041
2 -	1:22.547	41.670	2:04.217	86.04	2.363	09:56:07.258
3 -	1:22.911	41.108	2:04.019	86.18	2.165	09:58:11.277
4 -	1:21.585	***40.633***	2:02.218 **(2)**	87.45	0.364	10:00:13.495
5 -	***1:21.053***	40.801	***2:01.854*** **(1)**	***87.71***		***10:02:15.349***
6 -	1:21.223	41.237	2:02.460 **(3)**	87.27	0.606	10:04:17.809

P22 9 C Mark O'BRIEN Ducati - obrienhifi.com

IDEAL LAP TIME : 2:02.596 BEST LAP TIME : 2:02.596 DIFFERENCE : 0.000

LAP	SECTOR 1	SECTOR 2	LAP TIME	MPH	DIFF	TIME OF DAY
1 -		41.094	2:12.823	80.46	10.227	09:53:59.609
2 -	1:22.353	41.103	2:03.456 **(3)**	86.57	0.860	09:56:03.065
3 -	1:23.100	40.911	2:04.011	86.18	1.415	09:58:07.076
4 -	***1:21.942***	***40.654***	***2:02.596*** **(1)**	***87.18***		***10:00:09.672***
5 -	1:22.160	40.685	2:02.845 **(2)**	87.00	0.249	10:02:12.517
6 -	1:22.384	44.997	2:07.381	83.90	4.785	10:04:19.898

P23 41 David ABRAHAM Kawasaki - Cambridge Motorcycles

IDEAL LAP TIME : 2:03.948 BEST LAP TIME : 2:04.583 DIFFERENCE : 0.635

LAP	SECTOR 1	SECTOR 2	LAP TIME	MPH	DIFF	TIME OF DAY
1 -		42.004	2:15.043	79.14	10.460	09:54:01.829
2 -	***1:22.294***	42.289	***2:04.583*** **(1)**	***85.79***		***09:56:06.412***
3 -	1:22.989	***41.654***	2:04.643 **(2)**	85.74	0.060	09:58:11.055
4 -	1:23.499	42.037	2:05.536	85.13	0.953	10:00:16.591
5 -	1:23.332	41.914	2:05.246 **(3)**	85.33	0.663	10:02:21.837
6 -	1:23.955	42.012	2:05.967	84.84	1.384	10:04:27.804

Weather / Track : Cloudy / Dry

Snetterton
Circuit Length = 2.9689 miles
Start: 09:51 Flag 10:03 End: 10:05

BMCRC - MRO Championships 2016 - Rnd 4 @ Snetterton 300

BG Products MRO Powerbikes inc Clubman 1000

RACE 1 - SECTOR ANALYSIS

SECTOR 1 = FL to I1, SECTOR 2 = I1 to FL, DIFF = Difference To Personal Best Lap

P24 27 Dan COX BMW -

IDEAL LAP TIME : 2:03.436 BEST LAP TIME : 2:03.436 DIFFERENCE : 0.000

LAP	SECTOR 1	SECTOR 2	LAP TIME	MPH	DIFF	TIME OF DAY
1 -		42.551	2:18.858	76.97	15.422	09:54:05.644
2 -	1:24.817	42.165	2:06.982	84.17	3.546	09:56:12.626
3 -	1:24.374	41.942	2:06.316	84.61	2.880	09:58:18.942
4 -	1:23.052	41.285	2:04.337 **(2)**	85.96	0.901	10:00:23.279
5 -	***1:22.190***	***41.246***	***2:03.436*** **(1)**	***86.58***		***10:02:26.715***
6 -	1:23.275	41.497	2:04.772 **(3)**	85.66	1.336	10:04:31.487

P25 52 C Lee BARRETT Honda - LKJ contract cleaning & dad/mum

IDEAL LAP TIME : 2:04.988 BEST LAP TIME : 2:05.080 DIFFERENCE : 0.092

LAP	SECTOR 1	SECTOR 2	LAP TIME	MPH	DIFF	TIME OF DAY
1 -		42.233	2:16.571	78.26	11.491	09:54:03.357
2 -	***1:23.399***	41.969	2:05.368 **(2)**	85.25	0.288	09:56:08.725
3 -	1:23.594	42.297	2:05.891	84.89	0.811	09:58:14.616
4 -	1:23.631	42.064	2:05.695 **(3)**	85.03	0.615	10:00:20.311
5 -	1:23.875	42.257	2:06.132	84.73	1.052	10:02:26.443
6 -	1:23.491	***41.589***	***2:05.080*** **(1)**	***85.44***		***10:04:31.523***

P26 71 C Colin CLUNE Kawasaki -

IDEAL LAP TIME : 2:05.291 BEST LAP TIME : 2:05.291 DIFFERENCE : 0.000

LAP	SECTOR 1	SECTOR 2	LAP TIME	MPH	DIFF	TIME OF DAY
1 -		42.498	2:17.910	77.50	12.619	09:54:04.696
2 -	1:24.481	42.575	2:07.056	84.12	1.765	09:56:11.752
3 -	1:24.767	42.543	2:07.310	83.95	2.019	09:58:19.062
4 -	1:24.514	41.926	2:06.440 **(3)**	84.53	1.149	10:00:25.502
5 -	1:24.096	42.236	2:06.332 **(2)**	84.60	1.041	10:02:31.834
6 -	***1:23.410***	***41.881***	***2:05.291*** **(1)**	***85.30***		***10:04:37.125***

P27 63 C Keith HATTON BMW - L.K.J. CONTRACTS

IDEAL LAP TIME : 2:05.509 BEST LAP TIME : 2:05.509 DIFFERENCE : 0.000

LAP	SECTOR 1	SECTOR 2	LAP TIME	MPH	DIFF	TIME OF DAY
1 -		43.061	2:19.989	76.34	14.480	09:54:06.775
2 -	1:25.375	42.816	2:08.191	83.37	2.682	09:56:14.966
3 -	1:25.617	42.991	2:08.608	83.10	3.099	09:58:23.574
4 -	1:24.250	41.970	2:06.220 **(3)**	84.67	0.711	10:00:29.794
5 -	1:23.964	41.983	2:05.947 **(2)**	84.86	0.438	10:02:35.741
6 -	***1:23.857***	***41.652***	***2:05.509*** **(1)**	***85.15***		***10:04:41.250***

P28 7 C John DAVIS Yamaha -

IDEAL LAP TIME : 2:06.206 BEST LAP TIME : 2:06.206 DIFFERENCE : 0.000

LAP	SECTOR 1	SECTOR 2	LAP TIME	MPH	DIFF	TIME OF DAY
1 -		43.935	2:21.034	75.78	14.828	09:54:07.820
2 -	1:24.481	42.883	2:07.364 **(3)**	83.91	1.158	09:56:15.184
3 -	1:25.288	42.668	2:07.956	83.52	1.750	09:58:23.140
4 -	***1:23.876***	***42.330***	***2:06.206*** **(1)**	***84.68***		***10:00:29.346***
5 -	1:24.709	47.336	2:12.045	80.94	5.839	10:02:41.391
6 -	1:23.993	42.971	2:06.964 **(2)**	84.18	0.758	10:04:48.355

P29 5 Nick BISHOP Suzuki - RTJ Trailers

IDEAL LAP TIME : 2:09.850 BEST LAP TIME : 2:09.966 DIFFERENCE : 0.116

LAP	SECTOR 1	SECTOR 2	LAP TIME	MPH	DIFF	TIME OF DAY
1 -		44.698	2:23.200	74.63	13.234	09:54:09.986
2 -	1:27.889	44.141	2:12.030	80.95	2.064	09:56:22.016
3 -	1:27.013	***43.351***	2:10.364 **(3)**	81.98	0.398	09:58:32.380
4 -	1:26.537	43.429	***2:09.966*** **(1)**	***82.23***		***10:00:42.346***
5 -	1:27.117	43.830	2:10.947	81.62	0.981	10:02:53.293

Weather / Track : Cloudy / Dry

Snetterton
Circuit Length = 2.9689 miles
Start: 09:51 Flag 10:03 End: 10:05

BMCRC - MRO Championships 2016 - Rnd 4 @ Snetterton 300

BG Products MRO Powerbikes inc Clubman 1000

RACE 1 - SECTOR ANALYSIS

SECTOR 1 = FL to I1, SECTOR 2 = I1 to FL, DIFF = Difference To Personal Best Lap

6 -	***1:26.499***	43.547	2:10.046 **(2)**	82.18	0.080	10:05:03.339

P30 44 C Kevan BARRETT Kawasaki - LKJ Contracts

IDEAL LAP TIME : 2:14.539 BEST LAP TIME : 2:15.488 DIFFERENCE : 0.949

LAP	SECTOR 1	SECTOR 2	LAP TIME	MPH	DIFF	TIME OF DAY
1 -		50.320	2:28.477	71.98	12.989	09:54:15.263
2 -	1:32.582	45.261	2:17.843	77.53	2.355	09:56:33.106
3 -	1:31.030	45.002	2:16.032 **(3)**	78.57	0.544	09:58:49.138
4 -	1:30.546	***44.942***	***2:15.488*** **(1)**	***78.88***		***10:01:04.626***
5 -	***1:29.597***	46.182	2:15.779 **(2)**	78.71	0.291	10:03:20.405

P31 69 Phil SETON Yamaha - Seton Tuning

IDEAL LAP TIME : 1:55.224 BEST LAP TIME : 1:55.734 DIFFERENCE : 0.510

LAP	SECTOR 1	SECTOR 2	LAP TIME	MPH	DIFF	TIME OF DAY
1 -		38.844	2:02.048	87.57	6.314	09:53:48.834
2 -	1:17.939	38.768	1:56.707 **(3)**	91.58	0.973	09:55:45.541
3 -	1:17.527	***38.408***	1:55.935 **(2)**	92.19	0.201	09:57:41.476
4 -	***1:16.816***	38.918	***1:55.734*** **(1)**	***92.35***		***09:59:37.210***

P32 8 John COUGHLAN Aprilia - BIKERSWORLD

IDEAL LAP TIME : 2:00.405 BEST LAP TIME : 2:00.611 DIFFERENCE : 0.206

LAP	SECTOR 1	SECTOR 2	LAP TIME	MPH	DIFF	TIME OF DAY
1 -		***40.356***	2:09.412	82.58	8.801	09:53:56.198
2 -	1:20.777	40.828	2:01.605 **(3)**	87.89	0.994	09:55:57.803
3 -	1:20.414	40.849	2:01.263 **(2)**	88.13	0.652	09:57:59.066
4 -	***1:20.049***	40.562	***2:00.611*** **(1)**	***88.61***		***09:59:59.677***

P33 47 Daryl DANCE Yamaha - 2 brothers scaffolding/Dad

IDEAL LAP TIME : 1:56.432 BEST LAP TIME : 1:56.432 DIFFERENCE : 0.000

LAP	SECTOR 1	SECTOR 2	LAP TIME	MPH	DIFF	TIME OF DAY
1 -		38.787	2:03.554 **(2)**	86.50	7.122	09:53:50.340
2 -	***1:17.657***	***38.775***	***1:56.432*** **(1)**	***91.79***		***09:55:46.772***

Weather / Track : Cloudy / Dry

Snetterton
Circuit Length = 2.9689 miles
Start: 09:51 Flag 10:03 End: 10:05

BMCRC - MRO Championships 2016 - Rnd 4 @ Snetterton 300

BG Products MRO Powerbikes inc Clubman 1000

RACE 1 - BEST SECTORS

SECTOR 1				SECTOR 2			IDEAL / BEST COMPARISON					
POS	NO	NAME	TIME	NO	NAME	TIME	POS	NO	NAME	IDEAL	BEST	DIFF
									PERFECT LAP	1:52.985		
1	72	O'BRIEN	**1:15.426**	72	O'BRIEN	**37.559**	1	72	O'BRIEN	1:52.985	1:52.985	0.000
2	3	PARKER	**1:15.679**	173	DRAPER	**38.138**	2	3	PARKER	1:53.898	1:53.898	0.000
3	1	BAKER	**1:15.762**	88	BUTLER	**38.151**	3	1	BAKER	1:54.069	1:54.267	0.198
4	173	DRAPER	**1:16.037**	3	PARKER	**38.219**	4	173	DRAPER	1:54.175	1:54.175	0.000
5	88	BUTLER	**1:16.123**	1	BAKER	**38.307**	5	88	BUTLER	1:54.274	1:54.361	0.087
6	69	SETON	**1:16.816**	45	TURCO	**38.328**	6	69	SETON	1:55.224	1:55.734	0.510
7	45	TURCO	**1:17.076**	69	SETON	**38.408**	7	45	TURCO	1:55.404	1:55.606	0.202
8	31	CROUCHER	**1:17.199**	31	CROUCHER	**38.592**	8	31	CROUCHER	1:55.791	1:55.833	0.042
9	47	DANCE	**1:17.657**	47	DANCE	**38.775**	9	47	DANCE	1:56.432	1:56.432	0.000
10	18	GOWEN	**1:17.808**	18	GOWEN	**38.968**	10	18	GOWEN	1:56.776	1:56.776	0.000
11	70	TIBBLE	**1:18.121**	70	TIBBLE	**39.160**	11	70	TIBBLE	1:57.281	1:57.532	0.251
12	48	BOUZOUKIS	**1:18.662**	175	JOHNSON	**39.253**	12	48	BOUZOUKIS	1:57.969	1:58.361	0.392
13	175	JOHNSON	**1:18.987**	48	BOUZOUKIS	**39.307**	13	175	JOHNSON	1:58.240	1:58.781	0.541
14	24	SMITH	**1:19.127**	24	SMITH	**39.793**	14	24	SMITH	1:58.920	1:58.920	0.000
15	23	FINCHAM	**1:19.476**	64	CHAMBERLAIN	**39.808**	15	23	FINCHAM	1:59.377	1:59.699	0.322
16	19	LAY	**1:19.638**	23	FINCHAM	**39.901**	16	64	CHAMBERLAIN	1:59.530	1:59.600	0.070
17	64	CHAMBERLAIN	**1:19.722**	46	GATES	**40.085**	17	19	LAY	1:59.946	2:00.448	0.502
18	8	COUGHLAN	**1:20.049**	17	ZUCHOWSKI	**40.111**	18	17	ZUCHOWSKI	2:00.232	2:00.232	0.000
19	37	MORELLO	**1:20.116**	37	MORELLO	**40.246**	19	37	MORELLO	2:00.362	2:00.516	0.154
20	17	ZUCHOWSKI	**1:20.121**	57	MILLS	**40.260**	20	8	COUGHLAN	2:00.405	2:00.611	0.206
21	57	MILLS	**1:20.422**	19	LAY	**40.308**	21	57	MILLS	2:00.682	2:01.107	0.425
22	46	GATES	**1:20.711**	8	COUGHLAN	**40.356**	22	46	GATES	2:00.796	2:01.095	0.299
23	29	KENNELLY	**1:20.966**	29	KENNELLY	**40.604**	23	29	KENNELLY	2:01.570	2:01.815	0.245
24	26	LONGWILL	**1:21.053**	26	LONGWILL	**40.633**	24	26	LONGWILL	2:01.686	2:01.854	0.168
25	9	O'BRIEN	**1:21.942**	9	O'BRIEN	**40.654**	25	9	O'BRIEN	2:02.596	2:02.596	0.000
26	27	COX	**1:22.190**	27	COX	**41.246**	26	27	COX	2:03.436	2:03.436	0.000
27	41	ABRAHAM	**1:22.294**	52	BARRETT	**41.589**	27	41	ABRAHAM	2:03.948	2:04.583	0.635
28	52	BARRETT	**1:23.399**	63	HATTON	**41.652**	28	52	BARRETT	2:04.988	2:05.080	0.092
29	71	CLUNE	**1:23.410**	41	ABRAHAM	**41.654**	29	71	CLUNE	2:05.291	2:05.291	0.000
30	63	HATTON	**1:23.857**	71	CLUNE	**41.881**	30	63	HATTON	2:05.509	2:05.509	0.000
31	7	DAVIS	**1:23.876**	7	DAVIS	**42.330**	31	7	DAVIS	2:06.206	2:06.206	0.000
32	5	BISHOP	**1:26.499**	5	BISHOP	**43.351**	32	5	BISHOP	2:09.850	2:09.966	0.116
33	44	BARRETT	**1:29.597**	44	BARRETT	**44.942**	33	44	BARRETT	2:14.539	2:15.488	0.949

Weather / Track : Cloudy / Dry

Snetterton
Circuit Length = 2.9689 miles
Start: 09:51 Flag 10:03 End: 10:05

Results can be found at www.tsl-timing.com

Printed - 10:05 Sunday, 29 May 2016

BMCRC - MRO Championships 2016 - Rnd 4 @ Snetterton 300

BG Products MRO Powerbikes inc Clubman 1000

RACE 11 - GRID (6 Laps)

ROW 12	35	76	Jason BYARD		34	25	Louis BARTLETT	
ROW 11	33	44	Kevan BARRETT	2:15.488	32	5	Nick BISHOP	2:09.966
	31	7	John DAVIS	2:06.206				
ROW 10	30	63	Keith HATTON	2:05.509	29	71	Colin CLUNE	2:05.291
	28	52	Lee BARRETT	2:05.080				
ROW 9	27	41	David ABRAHAM	2:04.583	26	27	Dan COX	2:03.436
	25	9	Mark O'BRIEN	2:02.596				
ROW 8	24	26	Eiren LONGWILL	2:01.854	23	29	Craig KENNELLY	2:01.815
	22	57	David MILLS	2:01.107				
ROW 7	21	46	Simon GATES	2:01.095	20	8	John COUGHLAN	2:00.611
	19	37	Aldo MORELLO	2:00.516				
ROW 6	18	19	Chris LAY	2:00.448	17	17	Luke ZUCHOWSKI	2:00.232
	16	23	Mark FINCHAM	1:59.699				
ROW 5	15	64	Barry CHAMBERLAIN	1:59.600	14	24	Alan SMITH	1:58.920
	13	175	Anthony JOHNSON	1:58.781				
ROW 4	12	48	Christos BOUZOUKIS	1:58.361	11	70	Jamie TIBBLE	1:57.532
	10	18	David GOWEN	1:56.776				
ROW 3	9	47	Daryl DANCE	1:56.432	8	31	Jack CROUCHER	1:55.833
	7	69	Phil SETON	1:55.734				
ROW 2	6	45	Rhalf Lo TURCO	1:55.606	5	88	John BUTLER	1:54.361
	4	1	Peter BAKER	1:54.267				
ROW 1	3	173	Stephen DRAPER	1:54.175	2	3	Colin PARKER	1:53.898
	1	72	Michael O'BRIEN	1:52.985				

Pole

Snetterton
Circuit Length = 2.9689 miles

These results are provisional until the conclusion of any judicial and technical matters.

Clerk Of Course :		Timekeeper :

Results can be found at www.tsl-timing.com

Printed - 10:08 Sunday, 29 May 2016

BMCRC - MRO Championships 2016 - Rnd 4 @ Snetterton 300

BG Products MRO Powerbikes inc Clubman 1000

RACE 11 - CLASSIFICATION

POS	NO	CL	PIC	NAME	ENTRY	LAPS	TIME	GAP	DIFF	MPH	BEST	ON
1	72		1	Michael O'BRIEN	Yamaha -	6	11:27.432			93.28	1:53.218	2
2	88		2	John BUTLER	Kawasaki - Butler-Hills Ltd	6	11:32.701	5.269	5.269	92.57	1:54.365	4
3	1		3	Peter BAKER	Kawasaki -	6	11:36.338	8.906	3.637	92.09	1:54.425	4
4	31		4	Jack CROUCHER	Kawasaki -	6	11:49.191	21.759	12.853	90.42	1:55.918	3
5	45		5	Rhalf Lo TURCO	Kawasaki -	6	11:51.156	23.724	1.965	90.17	1:55.787	5
6	175		6	Anthony JOHNSON	Yamaha -	6	12:07.641	40.209	16.485	88.13	1:58.819	6
7	24		7	Alan SMITH	Kawasaki - Mervyn Lambert Plant / Orwells Mcs	6	12:08.790	41.358	1.149	87.99	1:59.375	3
8	70	C	1	Jamie TIBBLE	Kawasaki - Club70	6	12:09.679	42.247	0.889	87.88	1:57.925	5
9	48	C	2	Christos BOUZOUKIS	BMW -	6	12:11.658	44.226	1.979	87.64	1:59.408	6
10	8		8	John COUGHLAN	Aprilia - BIKERSWORLD	6	12:15.529	48.097	3.871	87.18	2:00.093	4
11	64	C	3	Barry CHAMBERLAIN	Suzuki - Goldline Maintenance Services	6	12:15.735	48.303	0.206	87.16	2:00.140	4
12	46	C	4	Simon GATES	Yamaha - No Talentino Rossi (Team FATI Yamaha)	6	12:16.017	48.585	0.282	87.12	2:00.030	4
13	19	C	5	Chris LAY	Kawasaki -	6	12:17.333	49.901	1.316	86.97	2:00.170	6
14	25	C	6	Louis BARTLETT	Kawasaki - McMillian Williams Solicitors	6	12:23.826	56.394	6.493	86.21	2:01.583	3
15	15	C	7	Mariusz SIEMIENIUK-JUZWIUK	Honda - BELMONT AUTO SERVICE	6	12:28.795	1:01.363	4.969	85.64	2:02.503	5
16	26	C	8	Eiren LONGWILL	Honda -	6	12:34.982	1:07.550	6.187	84.94	2:03.396	5
17	17	C	9	Luke ZUCHOWSKI	BMW -	6	12:37.395	1:09.963	2.413	84.66	2:00.906	6
18	27		9	Dan COX	BMW -	6	12:47.972	1:20.540	10.577	83.50	2:04.425	6
19	71	C	10	Colin CLUNE	Kawasaki -	6	12:50.623	1:23.191	2.651	83.21	2:04.908	6
20	7	C	11	John DAVIS	Yamaha -	6	12:51.256	1:23.824	0.633	83.14	2:04.836	5
21	41		10	David ABRAHAM	Kawasaki - Cambridge Motorcycles	6	12:51.330	1:23.898	0.074	83.14	2:03.658	6
22	52	C	12	Lee BARRETT	Honda - LKJ contract cleaning & dad/mum	6	12:53.096	1:25.664	1.766	82.95	2:05.783	5
23	63	C	13	Keith HATTON	BMW - L.K.J. CONTRACTS	6	12:53.473	1:26.041	0.377	82.90	2:05.457	6
				NOT CLASSIFIED								
DNF	29	C		Craig KENNELLY	Kawasaki - Real roads	5	10:24.456	1 Lap	1 Lap	85.57	2:02.595	5
DNF	9	C		Mark O'BRIEN	Ducati - obrienhifi.com	3	6:22.618	3 Laps	2 Laps	83.80	2:04.537	3
DNF	3			Colin PARKER	Yamaha - Global Robots	1	2:00.986	5 Laps	2 Laps	88.34	2:00.986	1
DNF	69			Phil SETON	Yamaha - Seton Tuning	1	2:03.580	5 Laps	2.594	86.48	2:03.580	1
DNF	173			Stephen DRAPER	Kawasaki -	1	2:05.415	5 Laps	1.835	85.22	2:05.415	1
DNF	57	C		David MILLS	Kawasaki - Area Fifty One Racing	1	2:13.454	5 Laps	8.039	80.08	2:13.454	1
DNF	47			Daryl DANCE	Yamaha - 2 brothers scaffolding/Dad	0						
DNF	18			David GOWEN	Yamaha - L&G Engineering / Tinklers	0						
DNF	23			Mark FINCHAM	BMW -	0						
DNF	37	C		Aldo MORELLO	BMW - UK Roofing & Plastics Supplies Ltd	0						
DNF	5			Nick BISHOP	Suzuki - RTJ Trailers	0						
				FASTEST LAP								
	72			Michael O'BRIEN	Yamaha -	2	1:53.218	94.40 mph		151.92 kph		
	70	C		Jamie TIBBLE	Kawasaki - Club70	5	1:57.925	90.63 mph		145.86 kph		

Class - 90% of Race Speed = 83.95 mph
Class C - 90% of Race Speed = 79.09 mph

Snetterton
Circuit Length = 2.9689 miles
Start: 14:15 Flag 14:27 End: 14:28

Weather / Track : Cloudy / Dry
These results are provisional until the conclusion of any judicial and technical matters.

Clerk Of Course :		Timekeeper :

Results can be found at www.tsl-timing.com

Printed - 14:30 Sunday, 29 May 2016

BMCRC - MRO Championships 2016 - Rnd 4 @ Snetterton 300

BG Products MRO Powerbikes inc Clubman 1000

RACE 11 - LAP CHART

LAP 1 @ 14:17:49.866

NO	BEHIND	LAP TIME
72		1:58.052
88	1.520	1:59.572
1	2.151	2:00.203
3	2.934	2:00.986
69	5.528	2:03.580
173	7.363	2:05.415
31	8.222	2:06.274
45	10.152	2:08.204
24	10.422	2:08.474
175	10.726	2:08.778
48	11.217	2:09.269
8	12.013	2:10.065
64	12.349	2:10.401
46	12.745	2:10.797
17	12.798	2:10.850
19	13.122	2:11.174
29	13.743	2:11.795
25	13.952	2:12.004
9	14.539	2:12.591
15	14.720	2:12.772
57	15.402	2:13.454
70	16.485	2:14.537
26	17.023	2:15.075
27	18.910	2:16.962
7	19.749	2:17.801
71	20.434	2:18.486
63	20.734	2:18.786
52	21.020	2:19.072
41	25.187	2:23.239

LAP 2 @ 14:19:43.084

NO	BEHIND	LAP TIME
72		1:53.218
88	3.197	1:54.895
1	3.859	1:54.926
31	12.658	1:57.654
45	15.323	1:58.389
24	18.278	2:01.074
175	18.751	2:01.243
48	19.714	2:01.715
64	21.186	2:02.055
8	21.896	2:03.101
46	22.220	2:02.693
19	22.614	2:02.710
17	22.985	2:03.405
70	23.450	2:00.183
25	23.482	2:02.748
29	24.989	2:04.464
15	25.393	2:03.891
9	26.811	2:05.490
26	28.999	2:05.194
27	34.003	2:08.311
7	34.328	2:07.797
71	35.063	2:07.847
52	35.152	2:07.350
63	35.810	2:08.294
41	37.623	2:05.654

LAP 3 @ 14:21:36.574

NO	BEHIND	LAP TIME
72		1:53.490
88	4.272	1:54.565
1	4.977	1:54.608
31	15.086	1:55.918
45	18.204	1:56.371
24	24.163	1:59.375
175	25.016	1:59.755
48	27.271	2:01.047
64	28.828	2:01.132
70	29.204	1:59.244
8	29.485	2:01.079
46	30.375	2:01.645
19	31.016	2:01.892
25	31.575	2:01.583
29	34.454	2:02.955
15	34.895	2:02.992
9	37.858	2:04.537
26	39.801	2:04.292
17	46.302	2:16.807
27	49.083	2:08.570
7	49.811	2:08.973
71	50.003	2:08.430
52	50.032	2:08.370
63	50.595	2:08.275
41	50.771	2:06.638

LAP 4 @ 14:23:30.143

NO	BEHIND	LAP TIME
72		1:53.569
88	5.068	1:54.365
1	5.833	1:54.425
31	18.061	1:56.544
45	20.814	1:56.179
24	30.444	1:59.850
175	30.897	1:59.450
48	33.969	2:00.267
70	34.548	1:58.913
64	35.399	2:00.140
8	36.009	2:00.093
46	36.836	2:00.030
19	38.252	2:00.805
25	39.905	2:01.899
29	43.532	2:02.647
15	44.590	2:03.264
26	49.646	2:03.414
17	56.749	2:04.016
27	1:00.613	2:05.099
71	1:02.281	2:05.847
7	1:02.815	2:06.573
52	1:03.129	2:06.666
41	1:03.457	2:06.255
63	1:03.969	2:06.943

LAP 5 @ 14:25:24.174

NO	BEHIND	LAP TIME
72		1:54.031
88	5.526	1:54.489
1	7.898	1:56.096
31	20.645	1:56.615
45	22.570	1:55.787
24	36.281	1:59.868
175	36.462	1:59.596
70	38.442	1:57.925
48	39.890	1:59.952
64	42.153	2:00.785
8	42.309	2:00.331
46	43.166	2:00.361
19	44.803	2:00.582
25	48.263	2:02.389
29	52.096	2:02.595
15	53.062	2:02.503
26	59.011	2:03.396
17	1:04.129	2:01.411
27	1:11.187	2:04.605
71	1:13.355	2:05.105
7	1:13.620	2:04.836
52	1:14.881	2:05.783
41	1:15.312	2:05.886
63	1:15.656	2:05.718

LAP 6 @ 14:27:19.246

NO	BEHIND	LAP TIME
72		1:55.072
88	5.269	1:54.815
1	8.906	1:56.080
31	21.759	1:56.186
45	23.724	1:56.226
175	40.209	1:58.819
24	41.358	2:00.149
70	42.247	1:58.877
48	44.226	1:59.408
8	48.097	2:00.860
64	48.303	2:01.222
46	48.585	2:00.491
19	49.901	2:00.170
25	56.394	2:03.203
15	1:01.363	2:03.373
26	1:07.550	2:03.611
17	1:09.963	2:00.906
27	1:20.540	2:04.425
71	1:23.191	2:04.908
7	1:23.824	2:05.276
41	1:23.898	2:03.658
52	1:25.664	2:05.855
63	1:26.041	2:05.457

Weather / Track : Cloudy / Dry

Snetterton
Circuit Length = 2.9689 miles
Start: 14:15 Flag 14:27 End: 14:28

Results can be found at www.tsl-timing.com

Printed - 14:31 Sunday, 29 May 2016

BMCRC - MRO Championships 2016 - Rnd 4 @ Snetterton 300

BG Products MRO Powerbikes inc Clubman 1000

RACE 11 - SECTOR ANALYSIS

SECTOR 1 = FL to I1, SECTOR 2 = I1 to FL, DIFF = Difference To Personal Best Lap

P1 72 Michael O'BRIEN Yamaha -

IDEAL LAP TIME : 1:53.205 BEST LAP TIME : 1:53.218 DIFFERENCE : 0.013

LAP	SECTOR 1	SECTOR 2	LAP TIME	MPH	DIFF	TIME OF DAY
1 -		37.992	1:58.052	90.53	4.834	14:17:49.866
2 -	***1:15.498***	37.720	***1:53.218*** **(1)**	***94.40***		***14:19:43.084***
3 -	1:15.783	***37.707***	1:53.490 **(2)**	94.17	0.272	14:21:36.574
4 -	1:15.663	37.906	1:53.569 **(3)**	94.11	0.351	14:23:30.143
5 -	1:15.938	38.093	1:54.031	93.72	0.813	14:25:24.174
6 -	1:16.468	38.604	1:55.072	92.88	1.854	14:27:19.246

P2 88 John BUTLER Kawasaki - Butler-Hills Ltd

IDEAL LAP TIME : 1:54.170 BEST LAP TIME : 1:54.365 DIFFERENCE : 0.195

LAP	SECTOR 1	SECTOR 2	LAP TIME	MPH	DIFF	TIME OF DAY
1 -		38.422	1:59.572	89.38	5.207	14:17:51.386
2 -	1:16.436	38.459	1:54.895	93.02	0.530	14:19:46.281
3 -	1:16.432	38.133	1:54.565 **(3)**	93.29	0.200	14:21:40.846
4 -	***1:16.124***	38.241	***1:54.365*** **(1)**	***93.45***		***14:23:35.211***
5 -	1:16.443	***38.046***	1:54.489 **(2)**	93.35	0.124	14:25:29.700
6 -	1:16.482	38.333	1:54.815	93.08	0.450	14:27:24.515

P3 1 Peter BAKER Kawasaki -

IDEAL LAP TIME : 1:54.377 BEST LAP TIME : 1:54.425 DIFFERENCE : 0.048

LAP	SECTOR 1	SECTOR 2	LAP TIME	MPH	DIFF	TIME OF DAY
1 -		38.621	2:00.203	88.91	5.778	14:17:52.017
2 -	1:16.475	***38.451***	1:54.926 **(3)**	92.99	0.501	14:19:46.943
3 -	1:16.149	38.459	1:54.608 **(2)**	93.25	0.183	14:21:41.551
4 -	***1:15.926***	38.499	***1:54.425*** **(1)**	***93.40***		***14:23:35.976***
5 -	1:17.067	39.029	1:56.096	92.06	1.671	14:25:32.072
6 -	1:16.964	39.116	1:56.080	92.07	1.655	14:27:28.152

P4 31 Jack CROUCHER Kawasaki -

IDEAL LAP TIME : 1:55.918 BEST LAP TIME : 1:55.918 DIFFERENCE : 0.000

LAP	SECTOR 1	SECTOR 2	LAP TIME	MPH	DIFF	TIME OF DAY
1 -		40.797	2:06.274	84.64	10.356	14:17:58.088
2 -	1:18.728	38.926	1:57.654	90.84	1.736	14:19:55.742
3 -	***1:17.365***	***38.553***	***1:55.918*** **(1)**	***92.20***		***14:21:51.660***
4 -	1:17.811	38.733	1:56.544 **(3)**	91.70	0.626	14:23:48.204
5 -	1:17.567	39.048	1:56.615	91.65	0.697	14:25:44.819
6 -	1:17.430	38.756	1:56.186 **(2)**	91.99	0.268	14:27:41.005

P5 45 Rhalf Lo TURCO Kawasaki -

IDEAL LAP TIME : 1:55.717 BEST LAP TIME : 1:55.787 DIFFERENCE : 0.070

LAP	SECTOR 1	SECTOR 2	LAP TIME	MPH	DIFF	TIME OF DAY
1 -		43.437	2:08.204	83.36	12.417	14:18:00.018
2 -	1:19.055	39.334	1:58.389	90.27	2.602	14:19:58.407
3 -	1:17.613	38.758	1:56.371	91.84	0.584	14:21:54.778
4 -	1:17.407	38.772	1:56.179 **(2)**	91.99	0.392	14:23:50.957
5 -	1:17.173	***38.614***	***1:55.787*** **(1)**	***92.30***		***14:25:46.744***
6 -	***1:17.103***	39.123	1:56.226 **(3)**	91.95	0.439	14:27:42.970

P6 175 Anthony JOHNSON Yamaha -

IDEAL LAP TIME : 1:58.647 BEST LAP TIME : 1:58.819 DIFFERENCE : 0.172

LAP	SECTOR 1	SECTOR 2	LAP TIME	MPH	DIFF	TIME OF DAY
1 -		42.265	2:08.778	82.99	9.959	14:18:00.592
2 -	1:21.092	40.151	2:01.243	88.15	2.424	14:20:01.835
3 -	1:19.589	40.166	1:59.755	89.24	0.936	14:22:01.590
4 -	1:19.347	40.103	1:59.450 **(2)**	89.47	0.631	14:24:01.040
5 -	1:19.876	***39.720***	1:59.596 **(3)**	89.36	0.777	14:26:00.636

Snetterton
Circuit Length = 2.9689 miles
Start: 14:15 Flag 14:27 End: 14:28

Weather / Track : Cloudy / Dry

BMCRC - MRO Championships 2016 - Rnd 4 @ Snetterton 300

BG Products MRO Powerbikes inc Clubman 1000

RACE 11 - SECTOR ANALYSIS

SECTOR 1 = FL to I1, SECTOR 2 = I1 to FL, DIFF = Difference To Personal Best Lap

6 -	***1:18.927***	39.892	***1:58.819***	**(1)**	***89.95***	***14:27:59.455***

P7 24 Alan SMITH Kawasaki - Mervyn Lambert Plant / Orwells Mcs

IDEAL LAP TIME : 1:59.032 BEST LAP TIME : 1:59.375 DIFFERENCE : 0.343

LAP	SECTOR 1	SECTOR 2	LAP TIME		MPH	DIFF	TIME OF DAY
1 -		41.936	2:08.474		83.19	9.099	14:18:00.288
2 -	1:20.751	40.323	2:01.074		88.27	1.699	14:20:01.362
3 -	1:19.346	***40.029***	***1:59.375***	**(1)**	***89.53***		***14:22:00.737***
4 -	1:19.797	40.053	1:59.850	**(2)**	89.17	0.475	14:24:00.587
5 -	1:19.555	40.313	1:59.868	**(3)**	89.16	0.493	14:26:00.455
6 -	***1:19.003***	41.146	2:00.149		88.95	0.774	14:28:00.604

P8 70 C Jamie TIBBLE Kawasaki - Club70

IDEAL LAP TIME : 1:57.925 BEST LAP TIME : 1:57.925 DIFFERENCE : 0.000

LAP	SECTOR 1	SECTOR 2	LAP TIME		MPH	DIFF	TIME OF DAY
1 -		41.153	2:14.537		79.44	16.612	14:18:06.351
2 -	1:19.699	40.484	2:00.183		88.93	2.258	14:20:06.534
3 -	1:19.467	39.777	1:59.244		89.63	1.319	14:22:05.778
4 -	1:19.053	39.860	1:58.913	**(3)**	89.88	0.988	14:24:04.691
5 -	***1:18.328***	***39.597***	***1:57.925***	**(1)**	***90.63***		***14:26:02.616***
6 -	1:18.872	40.005	1:58.877	**(2)**	89.90	0.952	14:28:01.493

P9 48 C Christos BOUZOUKIS BMW -

IDEAL LAP TIME : 1:59.408 BEST LAP TIME : 1:59.408 DIFFERENCE : 0.000

LAP	SECTOR 1	SECTOR 2	LAP TIME		MPH	DIFF	TIME OF DAY
1 -		41.538	2:09.269		82.68	9.861	14:18:01.083
2 -	1:21.453	40.262	2:01.715		87.81	2.307	14:20:02.798
3 -	1:20.614	40.433	2:01.047		88.29	1.639	14:22:03.845
4 -	1:19.748	40.519	2:00.267	**(3)**	88.86	0.859	14:24:04.112
5 -	1:19.954	39.998	1:59.952	**(2)**	89.10	0.544	14:26:04.064
6 -	***1:19.612***	***39.796***	***1:59.408***	**(1)**	***89.50***		***14:28:03.472***

P10 8 John COUGHLAN Aprilia - BIKERSWORLD

IDEAL LAP TIME : 2:00.079 BEST LAP TIME : 2:00.093 DIFFERENCE : 0.014

LAP	SECTOR 1	SECTOR 2	LAP TIME		MPH	DIFF	TIME OF DAY
1 -		41.593	2:10.065		82.17	9.972	14:18:01.879
2 -	1:22.103	40.998	2:03.101		86.82	3.008	14:20:04.980
3 -	1:20.465	40.614	2:01.079		88.27	0.986	14:22:06.059
4 -	***1:19.745***	40.348	***2:00.093***	**(1)**	***88.99***		***14:24:06.152***
5 -	1:19.997	***40.334***	2:00.331	**(2)**	88.82	0.238	14:26:06.483
6 -	1:20.202	40.658	2:00.860	**(3)**	88.43	0.767	14:28:07.343

P11 64 C Barry CHAMBERLAIN Suzuki - Goldline Maintenance Services

IDEAL LAP TIME : 2:00.140 BEST LAP TIME : 2:00.140 DIFFERENCE : 0.000

LAP	SECTOR 1	SECTOR 2	LAP TIME		MPH	DIFF	TIME OF DAY
1 -		42.353	2:10.401		81.96	10.261	14:18:02.215
2 -	1:21.411	40.644	2:02.055		87.56	1.915	14:20:04.270
3 -	1:20.963	40.169	2:01.132	**(3)**	88.23	0.992	14:22:05.402
4 -	***1:20.031***	***40.109***	***2:00.140***	**(1)**	***88.96***		***14:24:05.542***
5 -	1:20.420	40.365	2:00.785	**(2)**	88.48	0.645	14:26:06.327
6 -	1:20.933	40.289	2:01.222		88.16	1.082	14:28:07.549

P12 46 C Simon GATES Yamaha - No Talentino Rossi (Team FATI Yamaha)

IDEAL LAP TIME : 1:59.902 BEST LAP TIME : 2:00.030 DIFFERENCE : 0.128

LAP	SECTOR 1	SECTOR 2	LAP TIME	MPH	DIFF	TIME OF DAY
1 -		41.998	2:10.797	81.71	10.767	14:18:02.611
2 -	1:21.651	41.042	2:02.693	87.11	2.663	14:20:05.304
3 -	1:20.747	40.898	2:01.645	87.86	1.615	14:22:06.949

Snetterton
Circuit Length = 2.9689 miles
Start: 14:15 Flag 14:27 End: 14:28

Weather / Track : Cloudy / Dry

BMCRC - MRO Championships 2016 - Rnd 4 @ Snetterton 300

BG Products MRO Powerbikes inc Clubman 1000

RACE 11 - SECTOR ANALYSIS

SECTOR 1 = FL to I1, SECTOR 2 = I1 to FL, DIFF = Difference To Personal Best Lap

4 -	***1:19.686***	40.344	***2:00.030***	**(1)**	***89.04***		***14:24:06.979***
5 -	1:19.731	40.630	2:00.361	**(2)**	88.80	0.331	14:26:07.340
6 -	1:20.275	***40.216***	2:00.491	**(3)**	88.70	0.461	14:28:07.831

P13 19 C Chris LAY Kawasaki -

IDEAL LAP TIME : 2:00.170 BEST LAP TIME : 2:00.170 DIFFERENCE : 0.000

LAP	SECTOR 1	SECTOR 2	LAP TIME		MPH	DIFF	TIME OF DAY
1 -		42.143	2:11.174		81.48	11.004	14:18:02.988
2 -	1:21.732	40.978	2:02.710		87.10	2.540	14:20:05.698
3 -	1:21.087	40.805	2:01.892		87.68	1.722	14:22:07.590
4 -	1:20.643	40.162	2:00.805	**(3)**	88.47	0.635	14:24:08.395
5 -	1:20.335	40.247	2:00.582	**(2)**	88.63	0.412	14:26:08.977
6 -	***1:20.036***	***40.134***	***2:00.170***	**(1)**	***88.94***		***14:28:09.147***

P14 25 C Louis BARTLETT Kawasaki - McMillian Williams Solicitors

IDEAL LAP TIME : 2:01.076 BEST LAP TIME : 2:01.583 DIFFERENCE : 0.507

LAP	SECTOR 1	SECTOR 2	LAP TIME		MPH	DIFF	TIME OF DAY
1 -		41.202	2:12.004		80.96	10.421	14:18:03.818
2 -	1:21.561	41.187	2:02.748		87.07	1.165	14:20:06.566
3 -	1:20.896	***40.687***	***2:01.583***	**(1)**	***87.90***		***14:22:08.149***
4 -	***1:20.389***	41.510	2:01.899	**(2)**	87.67	0.316	14:24:10.048
5 -	1:21.194	41.195	2:02.389	**(3)**	87.32	0.806	14:26:12.437
6 -	1:21.660	41.543	2:03.203		86.75	1.620	14:28:15.640

P15 15 C Mariusz SIEMIENIUK-JUZWIUK Honda - BELMONT AUTO SERVICE

IDEAL LAP TIME : 2:02.274 BEST LAP TIME : 2:02.503 DIFFERENCE : 0.229

LAP	SECTOR 1	SECTOR 2	LAP TIME		MPH	DIFF	TIME OF DAY
1 -		41.331	2:12.772		80.49	10.269	14:18:04.586
2 -	1:23.098	***40.793***	2:03.891		86.27	1.388	14:20:08.477
3 -	1:21.659	41.333	2:02.992	**(2)**	86.90	0.489	14:22:11.469
4 -	1:22.278	40.986	2:03.264	**(3)**	86.70	0.761	14:24:14.733
5 -	***1:21.481***	41.022	***2:02.503***	**(1)**	***87.24***		***14:26:17.236***
6 -	1:22.009	41.364	2:03.373		86.63	0.870	14:28:20.609

P16 26 C Eiren LONGWILL Honda -

IDEAL LAP TIME : 2:03.125 BEST LAP TIME : 2:03.396 DIFFERENCE : 0.271

LAP	SECTOR 1	SECTOR 2	LAP TIME		MPH	DIFF	TIME OF DAY
1 -		43.299	2:15.075		79.12	11.679	14:18:06.889
2 -	1:23.189	42.005	2:05.194		85.37	1.798	14:20:12.083
3 -	1:22.483	41.809	2:04.292		85.99	0.896	14:22:16.375
4 -	1:21.860	41.554	2:03.414	**(2)**	86.60	0.018	14:24:19.789
5 -	1:21.887	***41.509***	***2:03.396***	**(1)**	***86.61***		***14:26:23.185***
6 -	***1:21.616***	41.995	2:03.611	**(3)**	86.46	0.215	14:28:26.796

P17 17 C Luke ZUCHOWSKI BMW -

IDEAL LAP TIME : 2:00.762 BEST LAP TIME : 2:00.906 DIFFERENCE : 0.144

LAP	SECTOR 1	SECTOR 2	LAP TIME		MPH	DIFF	TIME OF DAY
1 -		41.280	2:10.850		81.68	9.944	14:18:02.664
2 -	1:22.478	40.927	2:03.405	**(3)**	86.60	2.499	14:20:06.069
3 -	1:20.698	56.109	2:16.807		78.12	15.901	14:22:22.876
4 -	1:22.436	41.580	2:04.016		86.18	3.110	14:24:26.892
5 -	1:20.856	***40.555***	2:01.411	**(2)**	88.03	0.505	14:26:28.303
6 -	***1:20.207***	40.699	***2:00.906***	**(1)**	***88.39***		***14:28:29.209***

P18 27 Dan COX BMW -

IDEAL LAP TIME : 2:04.161 BEST LAP TIME : 2:04.425 DIFFERENCE : 0.264

LAP	SECTOR 1	SECTOR 2	LAP TIME		MPH	DIFF	TIME OF DAY
1 -		42.923	2:16.962		78.03	12.537	14:18:08.776

Weather / Track : Cloudy / Dry

Snetterton
Circuit Length = 2.9689 miles
Start: 14:15 Flag 14:27 End: 14:28

BMCRC - MRO Championships 2016 - Rnd 4 @ Snetterton 300

BG Products MRO Powerbikes inc Clubman 1000

RACE 11 - SECTOR ANALYSIS

SECTOR 1 = FL to I1, SECTOR 2 = I1 to FL, DIFF = Difference To Personal Best Lap

2 -	1:25.260	43.051	2:08.311		83.29	3.886	14:20:17.087
3 -	1:25.305	43.265	2:08.570		83.13	4.145	14:22:25.657
4 -	1:23.269	41.830	2:05.099	(3)	85.43	0.674	14:24:30.756
5 -	***1:22.436***	42.169	2:04.605	(2)	85.77	0.180	14:26:35.361
6 -	1:22.700	***41.725***	***2:04.425***	**(1)**	***85.89***		***14:28:39.786***

P19 71 C Colin CLUNE Kawasaki -

IDEAL LAP TIME : 2:04.705 BEST LAP TIME : 2:04.908 DIFFERENCE : 0.203

LAP	SECTOR 1	SECTOR 2	LAP TIME		MPH	DIFF	TIME OF DAY
1 -		43.363	2:18.486		77.17	13.578	14:18:10.300
2 -	1:24.823	43.024	2:07.847		83.60	2.939	14:20:18.147
3 -	1:25.062	43.368	2:08.430		83.22	3.522	14:22:26.577
4 -	1:23.511	42.336	2:05.847	(3)	84.92	0.939	14:24:32.424
5 -	***1:22.866***	42.239	2:05.105	(2)	85.43	0.197	14:26:37.529
6 -	1:23.069	***41.839***	***2:04.908***	**(1)**	***85.56***		***14:28:42.437***

P20 7 C John DAVIS Yamaha -

IDEAL LAP TIME : 2:04.836 BEST LAP TIME : 2:04.836 DIFFERENCE : 0.000

LAP	SECTOR 1	SECTOR 2	LAP TIME		MPH	DIFF	TIME OF DAY
1 -		43.214	2:17.801		77.56	12.965	14:18:09.615
2 -	1:24.686	43.111	2:07.797		83.63	2.961	14:20:17.412
3 -	1:25.452	43.521	2:08.973		82.87	4.137	14:22:26.385
4 -	1:24.033	42.540	2:06.573	(3)	84.44	1.737	14:24:32.958
5 -	***1:22.979***	***41.857***	***2:04.836***	**(1)**	***85.61***		***14:26:37.794***
6 -	1:23.304	41.972	2:05.276	(2)	85.31	0.440	14:28:43.070

P21 41 David ABRAHAM Kawasaki - Cambridge Motorcycles

IDEAL LAP TIME : 2:03.658 BEST LAP TIME : 2:03.658 DIFFERENCE : 0.000

LAP	SECTOR 1	SECTOR 2	LAP TIME		MPH	DIFF	TIME OF DAY
1 -		51.041	2:23.239		74.61	19.581	14:18:15.053
2 -	1:23.325	42.329	2:05.654	(2)	85.05	1.996	14:20:20.707
3 -	1:23.558	43.080	2:06.638		84.39	2.980	14:22:27.345
4 -	1:24.616	41.639	2:06.255		84.65	2.597	14:24:33.600
5 -	1:23.628	42.258	2:05.886	(3)	84.90	2.228	14:26:39.486
6 -	***1:22.110***	***41.548***	***2:03.658***	**(1)**	***86.43***		***14:28:43.144***

P22 52 C Lee BARRETT Honda - LKJ contract cleaning & dad/mum

IDEAL LAP TIME : 2:05.714 BEST LAP TIME : 2:05.783 DIFFERENCE : 0.069

LAP	SECTOR 1	SECTOR 2	LAP TIME		MPH	DIFF	TIME OF DAY
1 -		43.531	2:19.072		76.85	13.289	14:18:10.886
2 -	1:24.938	42.412	2:07.350		83.92	1.567	14:20:18.236
3 -	1:25.064	43.306	2:08.370		83.25	2.587	14:22:26.606
4 -	1:24.624	42.042	2:06.666	(3)	84.38	0.883	14:24:33.272
5 -	***1:23.803***	41.980	***2:05.783***	**(1)**	***84.97***		***14:26:39.055***
6 -	1:23.944	***41.911***	2:05.855	(2)	84.92	0.072	14:28:44.910

P23 63 C Keith HATTON BMW - L.K.J. CONTRACTS

IDEAL LAP TIME : 2:05.303 BEST LAP TIME : 2:05.457 DIFFERENCE : 0.154

LAP	SECTOR 1	SECTOR 2	LAP TIME		MPH	DIFF	TIME OF DAY
1 -		43.282	2:18.786		77.01	13.329	14:18:10.600
2 -	1:25.047	43.247	2:08.294		83.30	2.837	14:20:18.894
3 -	1:25.038	43.237	2:08.275		83.32	2.818	14:22:27.169
4 -	1:24.925	42.018	2:06.943	(3)	84.19	1.486	14:24:34.112
5 -	***1:23.430***	42.288	2:05.718	(2)	85.01	0.261	14:26:39.830
6 -	1:23.584	***41.873***	***2:05.457***	**(1)**	***85.19***		***14:28:45.287***

Weather / Track : Cloudy / Dry

Snetterton
Circuit Length = 2.9689 miles
Start: 14:15 Flag 14:27 End: 14:28

BMCRC - MRO Championships 2016 - Rnd 4 @ Snetterton 300

BG Products MRO Powerbikes inc Clubman 1000

RACE 11 - SECTOR ANALYSIS

SECTOR 1 = FL to I1, SECTOR 2 = I1 to FL, DIFF = Difference To Personal Best Lap

P24 29 C Craig KENNELLY Kawasaki - Real roads

IDEAL LAP TIME : 2:02.412 BEST LAP TIME : 2:02.595 DIFFERENCE : 0.183

LAP	SECTOR 1	SECTOR 2	LAP TIME	MPH	DIFF	TIME OF DAY
1 -		41.861	2:11.795	81.09	9.200	14:18:03.609
2 -	1:23.527	40.937	2:04.464	85.87	1.869	14:20:08.073
3 -	1:21.841	41.114	2:02.955 **(3)**	86.92	0.360	14:22:11.028
4 -	***1:21.713***	40.934	2:02.647 **(2)**	87.14	0.052	14:24:13.675
5 -	1:21.896	***40.699***	***2:02.595*** **(1)**	***87.18***		***14:26:16.270***

P25 9 C Mark O'BRIEN Ducati - obrienhifi.com

IDEAL LAP TIME : 2:03.998 BEST LAP TIME : 2:04.537 DIFFERENCE : 0.539

LAP	SECTOR 1	SECTOR 2	LAP TIME	MPH	DIFF	TIME OF DAY
1 -		42.014	2:12.591 **(3)**	80.60	8.054	14:18:04.405
2 -	1:23.860	***41.630***	2:05.490 **(2)**	85.17	0.953	14:20:09.895
3 -	1:22.586	41.951	***2:04.537*** **(1)**	***85.82***		***14:22:14.432***

P26 3 Colin PARKER Yamaha - Global Robots

IDEAL LAP TIME : BEST LAP TIME : 2:00.986 DIFFERENCE :

LAP	SECTOR 1	SECTOR 2	LAP TIME	MPH	DIFF	TIME OF DAY
1 -		***39.253***	***2:00.986*** **(1)**	***88.34***		***14:17:52.800***

P27 69 Phil SETON Yamaha - Seton Tuning

IDEAL LAP TIME : BEST LAP TIME : 2:03.580 DIFFERENCE :

LAP	SECTOR 1	SECTOR 2	LAP TIME	MPH	DIFF	TIME OF DAY
1 -		***40.330***	***2:03.580*** **(1)**	***86.48***		***14:17:55.394***

P28 173 Stephen DRAPER Kawasaki -

IDEAL LAP TIME : BEST LAP TIME : 2:05.415 DIFFERENCE :

LAP	SECTOR 1	SECTOR 2	LAP TIME	MPH	DIFF	TIME OF DAY
1 -		***41.953***	***2:05.415*** **(1)**	***85.22***		***14:17:57.229***

P29 57 C David MILLS Kawasaki - Area Fifty One Racing

IDEAL LAP TIME : 2:08.270 BEST LAP TIME : 2:13.454 DIFFERENCE : 5.184

LAP	SECTOR 1	SECTOR 2	LAP TIME	MPH	DIFF	TIME OF DAY
1 -		***41.872***	***2:13.454*** **(1)**	***80.08***		***14:18:05.268***

Weather / Track : Cloudy / Dry

Snetterton
Circuit Length = 2.9689 miles
Start: 14:15 Flag 14:27 End: 14:28

BMCRC - MRO Championships 2016 - Rnd 4 @ Snetterton 300

BG Products MRO Powerbikes inc Clubman 1000

RACE 11 - BEST SECTORS

SECTOR 1

POS	NO	NAME	TIME
1	72	O'BRIEN	**1:15.498**
2	1	BAKER	**1:15.926**
3	88	BUTLER	**1:16.124**
4	45	TURCO	**1:17.103**
5	31	CROUCHER	**1:17.365**
6	70	TIBBLE	**1:18.328**
7	175	JOHNSON	**1:18.927**
8	24	SMITH	**1:19.003**
9	48	BOUZOUKIS	**1:19.612**
10	46	GATES	**1:19.686**
11	8	COUGHLAN	**1:19.745**
12	64	CHAMBERLAIN	**1:20.031**
13	19	LAY	**1:20.036**
14	17	ZUCHOWSKI	**1:20.207**
15	25	BARTLETT	**1:20.389**
16	15	SIEMIENIUK-JUZWIUK	**1:21.481**
17	26	LONGWILL	**1:21.616**
18	29	KENNELLY	**1:21.713**
19	41	ABRAHAM	**1:22.110**
20	9	O'BRIEN	**1:22.368**
21	27	COX	**1:22.436**
22	71	CLUNE	**1:22.866**
23	7	DAVIS	**1:22.979**
24	63	HATTON	**1:23.430**
25	52	BARRETT	**1:23.803**
26	57	MILLS	**1:26.398**
27			
28			
29			
30			
31			
32			
33			
34			

SECTOR 2

NO	NAME	TIME
72	O'BRIEN	**37.707**
88	BUTLER	**38.046**
1	BAKER	**38.451**
31	CROUCHER	**38.553**
45	TURCO	**38.614**
3	PARKER	**39.253**
70	TIBBLE	**39.597**
175	JOHNSON	**39.720**
48	BOUZOUKIS	**39.796**
24	SMITH	**40.029**
64	CHAMBERLAIN	**40.109**
19	LAY	**40.134**
46	GATES	**40.216**
69	SETON	**40.330**
8	COUGHLAN	**40.334**
17	ZUCHOWSKI	**40.555**
25	BARTLETT	**40.687**
29	KENNELLY	**40.699**
15	SIEMIENIUK-JUZWIUK	**40.793**
26	LONGWILL	**41.509**
41	ABRAHAM	**41.548**
9	O'BRIEN	**41.630**
27	COX	**41.725**
71	CLUNE	**41.839**
7	DAVIS	**41.857**
57	MILLS	**41.872**
63	HATTON	**41.873**
52	BARRETT	**41.911**
173	DRAPER	**41.953**

IDEAL / BEST COMPARISON

			IDEAL	BEST	DIFF
		PERFECT LAP	1:53.205		
1	72	O'BRIEN	1:53.205	1:53.218	0.013
2	88	BUTLER	1:54.170	1:54.365	0.195
3	1	BAKER	1:54.377	1:54.425	0.048
4	45	TURCO	1:55.717	1:55.787	0.070
5	31	CROUCHER	1:55.918	1:55.918	0.000
6	70	TIBBLE	1:57.925	1:57.925	0.000
7	175	JOHNSON	1:58.647	1:58.819	0.172
8	24	SMITH	1:59.032	1:59.375	0.343
9	48	BOUZOUKIS	1:59.408	1:59.408	0.000
10	46	GATES	1:59.902	2:00.030	0.128
11	8	COUGHLAN	2:00.079	2:00.093	0.014
12	64	CHAMBERLAIN	2:00.140	2:00.140	0.000
13	19	LAY	2:00.170	2:00.170	0.000
14	17	ZUCHOWSKI	2:00.762	2:00.906	0.144
15	25	BARTLETT	2:01.076	2:01.583	0.507
16	15	SIEMIENIUK-JUZWIU	2:02.274	2:02.503	0.229
17	29	KENNELLY	2:02.412	2:02.595	0.183
18	26	LONGWILL	2:03.125	2:03.396	0.271
19	41	ABRAHAM	2:03.658	2:03.658	0.000
20	9	O'BRIEN	2:03.998	2:04.537	0.539
21	27	COX	2:04.161	2:04.425	0.264
22	71	CLUNE	2:04.705	2:04.908	0.203
23	7	DAVIS	2:04.836	2:04.836	0.000
24	63	HATTON	2:05.303	2:05.457	0.154
25	52	BARRETT	2:05.714	2:05.783	0.069
26	57	MILLS	2:08.270	2:13.454	5.184
27	3	PARKER		2:00.986	
28	69	SETON		2:03.580	
29	173	DRAPER		2:05.415	

Weather / Track : Cloudy / Dry

Snetterton
Circuit Length = 2.9689 miles
Start: 14:15 Flag 14:27 End: 14:28

Results can be found at www.tsl-timing.com

Printed - 14:31 Sunday, 29 May 2016

BMCRC Rookie 1000

Snetterton 300

28th & 29th May 2016

Results Provided by Timing Solutions Ltd
www.tsl-timing.com

Snetterton 300

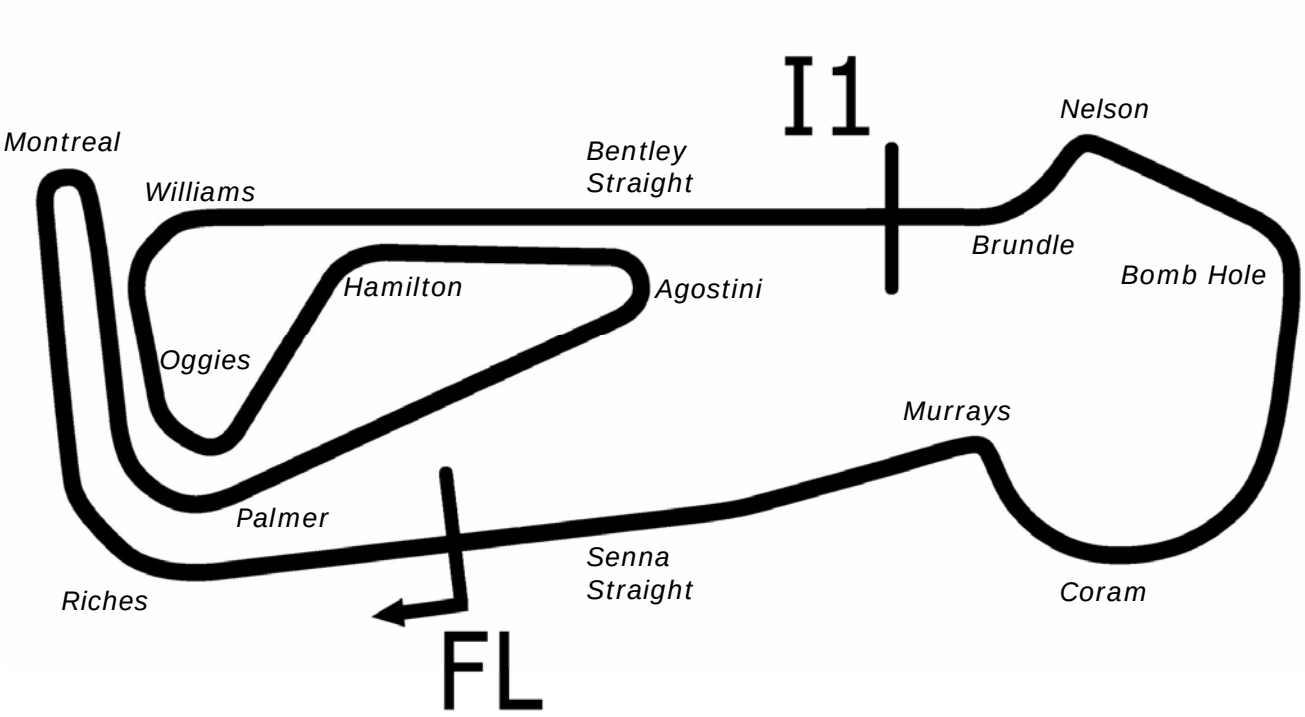

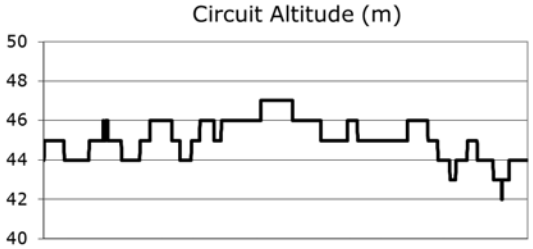

Length	2.9689 miles	4778.0 m	
FL		52.46340 N	0.94476 E
I1	3198m	52.46617 N	0.94964 E
Pit Entry	4572m	52.46364 N	0.94774 E
Pit Exit	40m after FL	52.46338 N	0.94420 E

Pit Entry–Pit Exit 246m, 14.7s @60kph, 11.0s @80kph

All results available at www.tsl-timing.com

BMCRC - MRO Championships 2016 - Rnd 4 @ Snetterton 300

BMCRC Rookie 600 & 1000

QUALIFYING - CLASSIFICATION

POS	NO	CL	PIC	NAME	ENTRY	TIME	ON	LAPS	GAP	DIFF	MPH
1	15	1000	1	Mariusz SIEMIENIUK-JUZWIUK	Honda - BELMONT AUTO SERVICE	2:01.311	3	6			88.10
2	5	1000	2	Kyle O'DONOVAN	Yamaha -	2:01.643	5	7	0.332	0.332	87.86
3	33	1000	3	Rafal GRZEDA	Suzuki -	2:01.800	5	5	0.489	0.157	87.75
4	24	600	1	Callaghn EDSER	Yamaha -	2:02.095	5	7	0.784	0.295	87.53
5	11	1000	4	Mick WHALLEY	Yamaha - Fresh Fruit Ltd	2:02.414	7	7	1.103	0.319	87.31
6	94 *	1000	5	Justin BONE	Kawasaki - APARK & HOOBS ROOFING	2:02.443	5	7	1.132	0.029	87.29
7	44	600	2	Tom NEWMAN	Honda -	2:03.902	3	7	2.591	1.459	86.26
8	86 *	600	3	David SHOUBRIDGE	Kawasaki - ASAP (allsignsallprint)	2:03.981	7	7	2.670	0.079	86.20
9	149 *	600	4	Callum HAMMETT	Yamaha -	2:04.435	4	4	3.124	0.454	85.89
10	21	1000	6	James CHORLTON	Kawasaki - We fight any claim	2:05.613	3	7	4.302	1.178	85.08
11	30	1000	7	Rikus BRUWER	Kawasaki -	2:06.801	7	7	5.490	1.188	84.29
12	81	600	5	Liam DUFFETT	Honda -	2:06.962	6	6	5.651	0.161	84.18
13	10	1000	8	Alex PENRICE	Suzuki - AP Motorcycles	2:08.576	6	7	7.265	1.614	83.12
14	82	600	6	Andrew SMITH	Suzuki - 5 Club Racing	2:08.838	7	7	7.527	0.262	82.95
15	57	1000	9	Justin McCORMACK	Kawasaki - Team JMR	2:09.042	4	7	7.731	0.204	82.82
16	2	1000	10	David ADAMS	Yamaha - Cambridge Transformers Ltd	2:09.188	7	7	7.877	0.146	82.73
17	121	1000	11	Dan TINSLEY	Yamaha -	2:09.648	3	4	8.337	0.460	82.43
18	16	1000	12	Paul CROWSON	Suzuki -	2:09.734	5	7	8.423	0.086	82.38
19	100	1000	13	Keith STEAD	Honda - Kestead	2:09.799	5	7	8.488	0.065	82.34
20	83	600	7	Peter CUNNINGHAM	Triumph -	2:09.921	5	5	8.610	0.122	82.26
21	98	600	8	Lee ELLIS	Yamaha - My wife!	2:10.009	7	7	8.698	0.088	82.21
22	41	1000	14	Steven YOUNG	Honda - WDE Recruitment	2:10.174	7	7	8.863	0.165	82.10
23	53	600	9	Jason SIGGS	Triumph - J Siggs Construction	2:10.203	6	7	8.892	0.029	82.08
24	17	600	10	Philip BAKER	Triumph - Martello Building Consultancy	2:10.302	7	7	8.991	0.099	82.02
25	130	600	11	Lee BUTTON	Yamaha - Elite Spas/Goodwins/Sparkle Spas	2:10.321	4	7	9.010	0.019	82.01
26	28	1000	15	Andrew HARRISON	Honda - Leiston press	2:10.355	5	7	9.044	0.034	81.99
27	137	1000	16	Alun JOYCE	Honda - the fitness factory	2:10.399	6	7	9.088	0.044	81.96
28	543	600	12	Stefan ELLIS	Yamaha - Bespoke Bathing Company	2:10.414	5	7	9.103	0.015	81.95
29	62	600	13	Charlie PATERSON	Yamaha -	2:12.428	2	2	11.117	2.014	80.70
30	16	600	14	Oliver SHOTTON	Kawasaki -	2:13.190	7	7	11.879	0.762	80.24
31	4	600	15	Nigel DAVIES	Yamaha -	2:13.535	6	6	12.224	0.345	80.03
32	87	1000	17	Kristian ZAREV	Ducati -	2:14.473	5	6	13.162	0.938	79.48
33	19	600	16	Mark HART	MV Agusta - MV Agusta Wales / The specialist in tradition	2:15.772	5	7	14.461	1.299	78.72
34	97	600	17	Sam GRAHAM	Honda -	2:15.781	5	6	14.470	0.009	78.71
35	56	1000	18	Michael STONE	Honda -	2:15.823	6	6	14.512	0.042	78.69
36	171	1000	19	Daniel GIBBS	Suzuki - Thomas Racing	2:17.371	5	6	16.060	1.548	77.80
37	84	600	18	James KENWARD	Kawasaki - FG1	2:17.514	4	5	16.203	0.143	77.72
38	99	600	19	Shaun HARVEY	Yamaha -	2:17.751	4	6	16.440	0.237	77.58
39	66	1000	20	Paul GILBERT	Suzuki -	2:18.020	7	7	16.709	0.269	77.43
40	46	1000	21	Adrian DRAPER	Suzuki - droopy racing uk	2:18.385	6	6	17.074	0.365	77.23
41	95	600	20	Karl SMITH	Yamaha - The Flooring Centre Romford	2:21.029	6	6	19.718	2.644	75.78
42	69	600	21	Robert WINDEATT	Triumph - L&W Contractors	2:23.922	6	6	22.611	2.893	74.26
43	67	600	22	Tony COE	Honda -	2:24.013	5	6	22.702	0.091	74.21
44	18	600	23	Scott ALLOTT	Triumph -	2:24.034	6	6	22.723	0.021	74.20
45	78	600	24	Nicholas JOINT	Honda - Sydnad's Custom Decals	2:26.661	6	6	25.350	2.627	72.87
46	55	1000	22	Michael LAURENSON	Ducati -	2:28.282	6	6	26.971	1.621	72.07
47	111	1000	23	Lindsey FAIRFIELD	Ducati - FBP Corse	2:33.085	6	6	31.774	4.803	69.81
48	70	600	25	Lukasz HENCEL	Honda -	2:33.116	2	2	31.805	0.031	69.80

*** Bikes 86, 94 & 149 - Please fit a working transponder**

Snetterton
Circuit Length = 2.9689 miles
Start: 09:37 Flag 09:52 End: 09:54

Weather / Track : Cloudy / Dry
These results are provisional until the conclusion of any judicial and technical matters.

Clerk Of Course :		Timekeeper :

Results can be found at www.tsl-timing.com

Printed - 09:55 Saturday, 28 May 2016

BMCRC - MRO Championships 2016 - Rnd 4 @ Snetterton 300

BMCRC Rookie 600 & 1000

QUALIFYING - SECTOR ANALYSIS

SECTOR 1 = FL to I1, SECTOR 2 = I1 to FL, DIFF = Difference To Personal Best Lap

P1 15 1000 Mariusz SIEMIENIUK-JUZWIUK Honda - BELMONT AUTO SERVICE

IDEAL LAP TIME : 2:01.311 BEST LAP TIME : 2:01.311 DIFFERENCE : 0.000

LAP	SECTOR 1	SECTOR 2	LAP TIME	MPH	DIFF	TIME OF DAY
1 -	1:27.334	41.454	2:08.788	82.98	7.477	09:39:43.392
2 -	1:21.984	40.970	2:02.954 **(3)**	86.92	1.643	09:41:46.346
3 -	***1:20.792***	***40.519***	***2:01.311*** **(1)**	***88.10***		***09:43:47.657***
4 -	1:22.077	40.731	2:02.808 **(2)**	87.03	1.497	09:45:50.465
5 -	1:21.232	42.093	2:03.325	86.66	2.014	09:47:53.790
6 -	1:24.155	41.856	2:06.011	84.81	4.700	09:49:59.801

P2 5 1000 Kyle O'DONOVAN Yamaha -

IDEAL LAP TIME : 2:01.643 BEST LAP TIME : 2:01.643 DIFFERENCE : 0.000

LAP	SECTOR 1	SECTOR 2	LAP TIME	MPH	DIFF	TIME OF DAY
1 -	1:32.860	42.748	2:15.608	78.81	13.965	09:39:53.253
2 -	1:22.101	41.178	2:03.279 **(3)**	86.69	1.636	09:41:56.532
3 -	1:21.026	40.861	2:01.887 **(2)**	87.68	0.244	09:43:58.419
4 -	1:21.668	42.051	2:03.719	86.38	2.076	09:46:02.138
5 -	***1:20.786***	***40.857***	***2:01.643*** **(1)**	***87.86***		***09:48:03.781***
6 -	1:22.891	42.682	2:05.573	85.11	3.930	09:50:09.354
7 -	1:21.824	42.413	2:04.237	86.02	2.594	09:52:13.591

P3 33 1000 Rafal GRZEDA Suzuki -

IDEAL LAP TIME : 2:01.448 BEST LAP TIME : 2:01.800 DIFFERENCE : 0.352

LAP	SECTOR 1	SECTOR 2	LAP TIME	MPH	DIFF	TIME OF DAY
1 -	1:31.867	43.378	2:15.245	79.02	13.445	09:39:52.514
2 -	1:23.739	40.775	2:04.514	85.83	2.714	09:41:57.028
3 -	***1:21.096***	40.836	2:01.932 **(2)**	87.65	0.132	09:43:58.960
4 -	1:21.471	42.137	2:03.608 **(3)**	86.46	1.808	09:46:02.568
5 -	1:21.448	***40.352***	***2:01.800*** **(1)**	***87.75***		***09:48:04.368***

P4 24 600 Callaghn EDSER Yamaha -

IDEAL LAP TIME : 2:00.865 BEST LAP TIME : 2:02.095 DIFFERENCE : 1.230

LAP	SECTOR 1	SECTOR 2	LAP TIME	MPH	DIFF	TIME OF DAY
1 -	1:26.454	41.053	2:07.507	83.82	5.412	09:39:41.087
2 -	1:22.037	40.802	2:02.839 **(3)**	87.00	0.744	09:41:43.926
3 -	1:21.595	40.932	2:02.527 **(2)**	87.23	0.432	09:43:46.453
4 -	1:23.179	48.263	2:11.442	81.31	9.347	09:45:57.895
5 -	1:21.357	***40.738***	***2:02.095*** **(1)**	***87.53***		***09:47:59.990***
6 -	1:22.765	41.375	2:04.140	86.09	2.045	09:50:04.130
7 -	***1:20.127***	48.200	2:08.327	83.28	6.232	09:52:12.457

P5 11 1000 Mick WHALLEY Yamaha - Fresh Fruit Ltd

IDEAL LAP TIME : 2:02.402 BEST LAP TIME : 2:02.414 DIFFERENCE : 0.012

LAP	SECTOR 1	SECTOR 2	LAP TIME	MPH	DIFF	TIME OF DAY
1 -	1:27.457	41.980	2:09.437	82.57	7.023	09:39:42.212
2 -	1:23.003	***41.011***	2:04.014 **(3)**	86.18	1.600	09:41:46.226
3 -	1:22.414	41.244	2:03.658 **(2)**	86.43	1.244	09:43:49.884
4 -	1:23.322	41.578	2:04.900	85.57	2.486	09:45:54.784
5 -	1:23.083	41.537	2:04.620	85.76	2.206	09:47:59.404
6 -	1:23.418	43.600	2:07.018	84.14	4.604	09:50:06.422
7 -	***1:21.391***	41.023	***2:02.414*** **(1)**	***87.31***		***09:52:08.836***

P6 94 1000 Justin BONE Kawasaki - APARK & HOOBS ROOFING

IDEAL LAP TIME : BEST LAP TIME : 2:02.443 DIFFERENCE :

LAP	SECTOR 1	SECTOR 2	LAP TIME	MPH	DIFF	TIME OF DAY
1 -			2:14.285	79.59	11.842	09:39:54.612
2 -			2:03.576	86.48	1.133	09:41:58.188
3 -			2:02.629 **(2)**	87.15	0.186	09:44:00.817

Weather / Track : Cloudy / Dry

Snetterton
Circuit Length = 2.9689 miles
Start: 09:37 Flag 09:52 End: 09:54

BMCRC - MRO Championships 2016 - Rnd 4 @ Snetterton 300

BMCRC Rookie 600 & 1000

QUALIFYING - SECTOR ANALYSIS

SECTOR 1 = FL to I1, SECTOR 2 = I1 to FL, DIFF = Difference To Personal Best Lap

4 -	2:02.762	(3)	87.06	0.319	09:46:03.579
5 -	***2:02.443***	**(1)**	***87.29***		***09:48:06.022***
6 -	2:04.698		85.71	2.255	09:50:10.720
7 -	2:05.951		84.85	3.508	09:52:16.671

P7 44 600 Tom NEWMAN Honda -

IDEAL LAP TIME : 2:03.902 BEST LAP TIME : 2:03.902 DIFFERENCE : 0.000

LAP	SECTOR 1	SECTOR 2	LAP TIME		MPH	DIFF	TIME OF DAY
1 -	1:29.948	42.561	2:12.509		80.65	8.607	09:39:46.582
2 -	1:22.739	41.340	2:04.079	(2)	86.13	0.177	09:41:50.661
3 -	***1:22.590***	***41.312***	***2:03.902***	**(1)**	***86.26***		***09:43:54.563***
4 -	1:23.406	44.478	2:07.884		83.57	3.982	09:46:02.447
5 -	1:23.229	42.240	2:05.469	(3)	85.18	1.567	09:48:07.916
6 -	1:23.680	43.105	2:06.785		84.30	2.883	09:50:14.701
7 -	1:23.161	42.721	2:05.882		84.90	1.980	09:52:20.583

P8 86 600 David SHOUBRIDGE Kawasaki - ASAP (allsignsallprint)

IDEAL LAP TIME : BEST LAP TIME : 2:03.981 DIFFERENCE :

LAP	SECTOR 1	SECTOR 2	LAP TIME		MPH	DIFF	TIME OF DAY
1 -			2:27.608		72.40	23.627	09:40:40.521
2 -			2:10.477		81.91	6.496	09:42:50.998
3 -			2:07.069		84.11	3.088	09:44:58.067
4 -			2:06.107		84.75	2.126	09:47:04.174
5 -			2:05.851	(3)	84.92	1.870	09:49:10.025
6 -			2:04.225	(2)	86.03	0.244	09:51:14.250
7 -			***2:03.981***	**(1)**	***86.20***		***09:53:18.231***

P9 149 600 Callum HAMMETT Yamaha -

IDEAL LAP TIME : BEST LAP TIME : 2:04.435 DIFFERENCE :

LAP	SECTOR 1	SECTOR 2	LAP TIME		MPH	DIFF	TIME OF DAY
1 -			2:21.183		75.70	16.748	09:39:59.763
2 -			2:06.703	(3)	84.35	2.268	09:42:06.466
3 -			2:04.520	(2)	85.83	0.085	09:44:10.986
4 -			***2:04.435***	**(1)**	***85.89***		***09:46:15.421***

P10 21 1000 James CHORLTON Kawasaki - We fight any claim

IDEAL LAP TIME : 2:05.466 BEST LAP TIME : 2:05.613 DIFFERENCE : 0.147

LAP	SECTOR 1	SECTOR 2	LAP TIME		MPH	DIFF	TIME OF DAY
1 -	1:34.211	44.843	2:19.054		76.86	13.441	09:39:55.071
2 -	1:25.553	42.397	2:07.950		83.53	2.337	09:42:03.021
3 -	***1:23.372***	42.241	***2:05.613***	**(1)**	***85.08***		***09:44:08.634***
4 -	1:23.729	42.565	2:06.294	(3)	84.62	0.681	09:46:14.928
5 -	1:23.859	42.311	2:06.170	(2)	84.71	0.557	09:48:21.098
6 -	1:24.249	***42.094***	2:06.343		84.59	0.730	09:50:27.441
7 -	1:24.286	42.581	2:06.867		84.24	1.254	09:52:34.308

P11 30 1000 Rikus BRUWER Kawasaki -

IDEAL LAP TIME : 2:06.715 BEST LAP TIME : 2:06.801 DIFFERENCE : 0.086

LAP	SECTOR 1	SECTOR 2	LAP TIME		MPH	DIFF	TIME OF DAY
1 -	1:37.211	46.601	2:23.812		74.31	17.011	09:40:05.458
2 -	1:29.023	45.103	2:14.126		79.68	7.325	09:42:19.584
3 -	1:26.303	43.403	2:09.706		82.40	2.905	09:44:29.290
4 -	1:25.586	43.367	2:08.953		82.88	2.152	09:46:38.243
5 -	1:25.002	43.221	2:08.223	(3)	83.35	1.422	09:48:46.466
6 -	1:24.643	***42.560***	2:07.203	(2)	84.02	0.402	09:50:53.669
7 -	***1:24.155***	42.646	***2:06.801***	**(1)**	***84.29***		***09:53:00.470***

Snetterton
Circuit Length = 2.9689 miles
Start: 09:37 Flag 09:52 End: 09:54

Weather / Track : Cloudy / Dry

BMCRC - MRO Championships 2016 - Rnd 4 @ Snetterton 300

BMCRC Rookie 600 & 1000

QUALIFYING - SECTOR ANALYSIS

SECTOR 1 = FL to I1, SECTOR 2 = I1 to FL, DIFF = Difference To Personal Best Lap

P12 81 600 Liam DUFFETT Honda -

IDEAL LAP TIME : 2:06.453 BEST LAP TIME : 2:06.962 DIFFERENCE : 0.509

LAP	SECTOR 1	SECTOR 2	LAP TIME	MPH	DIFF	TIME OF DAY
1 -	1:35.127	44.076	2:19.203	76.78	12.241	09:39:57.947
2 -	1:25.879	42.689	2:08.568	83.13	1.606	09:42:06.515
3 -	1:24.630	***42.435***	2:07.065 **(2)**	84.11	0.103	09:44:13.580
4 -	1:24.671	42.929	2:07.600 **(3)**	83.76	0.638	09:46:21.180
5 -	1:25.364	43.324	2:08.688	83.05	1.726	09:48:29.868
6 -	***1:24.018***	42.944	***2:06.962*** **(1)**	***84.18***		***09:50:36.830***

P13 10 1000 Alex PENRICE Suzuki - AP Motorcycles

IDEAL LAP TIME : 2:08.309 BEST LAP TIME : 2:08.576 DIFFERENCE : 0.267

LAP	SECTOR 1	SECTOR 2	LAP TIME	MPH	DIFF	TIME OF DAY
1 -	1:32.909	45.790	2:18.699	77.05	10.123	09:40:51.264
2 -	1:30.319	45.011	2:15.330	78.97	6.754	09:43:06.594
3 -	1:27.007	43.932	2:10.939	81.62	2.363	09:45:17.533
4 -	1:27.081	43.673	2:10.754	81.74	2.178	09:47:28.287
5 -	1:26.241	43.879	2:10.120 **(3)**	82.14	1.544	09:49:38.407
6 -	1:25.793	***42.783***	***2:08.576*** **(1)**	***83.12***		***09:51:46.983***
7 -	***1:25.526***	44.441	2:09.967 **(2)**	82.23	1.391	09:53:56.950

P14 82 600 Andrew SMITH Suzuki - 5 Club Racing

IDEAL LAP TIME : 2:08.838 BEST LAP TIME : 2:08.838 DIFFERENCE : 0.000

LAP	SECTOR 1	SECTOR 2	LAP TIME	MPH	DIFF	TIME OF DAY
1 -	1:35.514	45.643	2:21.157	75.71	12.319	09:39:59.604
2 -	1:28.811	43.475	2:12.286	80.79	3.448	09:42:11.890
3 -	1:27.016	43.257	2:10.273 **(3)**	82.04	1.435	09:44:22.163
4 -	1:27.652	43.285	2:10.937	81.62	2.099	09:46:33.100
5 -	1:27.511	43.992	2:11.503	81.27	2.665	09:48:44.603
6 -	1:26.394	42.877	2:09.271 **(2)**	82.67	0.433	09:50:53.874
7 -	***1:26.114***	***42.724***	***2:08.838*** **(1)**	***82.95***		***09:53:02.712***

P15 57 1000 Justin McCORMACK Kawasaki - Team JMR

IDEAL LAP TIME : 2:08.979 BEST LAP TIME : 2:09.042 DIFFERENCE : 0.063

LAP	SECTOR 1	SECTOR 2	LAP TIME	MPH	DIFF	TIME OF DAY
1 -	1:37.084	44.552	2:21.636	75.46	12.594	09:40:02.374
2 -	1:27.300	42.900	2:10.200	82.08	1.158	09:42:12.574
3 -	***1:26.264***	43.386	2:09.650 **(2)**	82.43	0.608	09:44:22.224
4 -	1:26.327	***42.715***	***2:09.042*** **(1)**	***82.82***		***09:46:31.266***
5 -	1:32.406	48.941	2:21.347	75.61	12.305	09:48:52.613
6 -	1:29.394	44.428	2:13.822	79.86	4.780	09:51:06.435
7 -	1:26.711	43.146	2:09.857 **(3)**	82.30	0.815	09:53:16.292

P16 2 1000 David ADAMS Yamaha - Cambridge Transformers Ltd

IDEAL LAP TIME : 2:09.059 BEST LAP TIME : 2:09.188 DIFFERENCE : 0.129

LAP	SECTOR 1	SECTOR 2	LAP TIME	MPH	DIFF	TIME OF DAY
1 -	1:46.386	48.658	2:35.044	68.93	25.856	09:40:18.059
2 -	1:29.938	44.929	2:14.867	79.24	5.679	09:42:32.926
3 -	1:28.704	46.987	2:15.691	78.76	6.503	09:44:48.617
4 -	1:31.130	44.043	2:15.173	79.06	5.985	09:47:03.790
5 -	1:27.070	43.471	2:10.541 **(3)**	81.87	1.353	09:49:14.331
6 -	***1:26.805***	43.449	2:10.254 **(2)**	82.05	1.066	09:51:24.585
7 -	1:26.934	***42.254***	***2:09.188*** **(1)**	***82.73***		***09:53:33.773***

P17 121 1000 Dan TINSLEY Yamaha -

IDEAL LAP TIME : 2:09.648 BEST LAP TIME : 2:09.648 DIFFERENCE : 0.000

LAP	SECTOR 1	SECTOR 2	LAP TIME	MPH	DIFF	TIME OF DAY
1 -	1:37.110	45.933	2:23.043	74.71	13.395	09:39:59.352

Weather / Track : Cloudy / Dry

Snetterton
Circuit Length = 2.9689 miles
Start: 09:37 Flag 09:52 End: 09:54

BMCRC - MRO Championships 2016 - Rnd 4 @ Snetterton 300

BMCRC Rookie 600 & 1000

QUALIFYING - SECTOR ANALYSIS

SECTOR 1 = FL to I1, SECTOR 2 = I1 to FL, DIFF = Difference To Personal Best Lap

2 -	1:27.933	43.461	2:11.394	(2)	81.34	1.746	09:42:10.746
3 -	***1:26.224***	***43.424***	***2:09.648***	**(1)**	***82.43***		***09:44:20.394***
4 -	1:27.435	44.308	2:11.743	(3)	81.12	2.095	09:46:32.137

P18 16 1000 Paul CROWSON Suzuki -

IDEAL LAP TIME : 2:09.698 BEST LAP TIME : 2:09.734 DIFFERENCE : 0.036

LAP	SECTOR 1	SECTOR 2	LAP TIME		MPH	DIFF	TIME OF DAY
1 -	1:43.693	47.288	2:30.981		70.79	21.247	09:40:13.061
2 -	1:30.724	45.382	2:16.106		78.52	6.372	09:42:29.167
3 -	1:28.684	44.816	2:13.500		80.06	3.766	09:44:42.667
4 -	1:27.839	44.713	2:12.552	(3)	80.63	2.818	09:46:55.219
5 -	1:26.014	***43.720***	***2:09.734***	**(1)**	***82.38***		***09:49:04.953***
6 -	1:26.144	47.188	2:13.332		80.16	3.598	09:51:18.285
7 -	***1:25.978***	44.075	2:10.053	(2)	82.18	0.319	09:53:28.338

P19 100 1000 Keith STEAD Honda - Kestead

IDEAL LAP TIME : 2:08.712 BEST LAP TIME : 2:09.799 DIFFERENCE : 1.087

LAP	SECTOR 1	SECTOR 2	LAP TIME		MPH	DIFF	TIME OF DAY
1 -	1:41.440	46.991	2:28.431		72.00	18.632	09:40:08.874
2 -	1:28.349	44.371	2:12.720		80.53	2.921	09:42:21.594
3 -	1:26.856	44.155	2:11.011	(3)	81.58	1.212	09:44:32.605
4 -	1:26.980	44.081	2:11.061		81.55	1.262	09:46:43.666
5 -	***1:25.218***	44.581	***2:09.799***	**(1)**	***82.34***		***09:48:53.465***
6 -	1:28.823	45.024	2:13.847		79.85	4.048	09:51:07.312
7 -	1:26.472	***43.494***	2:09.966	(2)	82.23	0.167	09:53:17.278

P20 83 600 Peter CUNNINGHAM Triumph -

IDEAL LAP TIME : 2:09.921 BEST LAP TIME : 2:09.921 DIFFERENCE : 0.000

LAP	SECTOR 1	SECTOR 2	LAP TIME		MPH	DIFF	TIME OF DAY
1 -	1:47.105	48.836	2:35.941		68.53	26.020	09:40:46.370
2 -	1:30.843	45.878	2:16.721		78.17	6.800	09:43:03.091
3 -	1:28.400	44.369	2:12.769	(3)	80.50	2.848	09:45:15.860
4 -	1:28.239	43.356	2:11.595	(2)	81.21	1.674	09:47:27.455
5 -	***1:26.601***	***43.320***	***2:09.921***	**(1)**	***82.26***		***09:49:37.376***

P21 98 600 Lee ELLIS Yamaha - My wife!

IDEAL LAP TIME : 2:10.009 BEST LAP TIME : 2:10.009 DIFFERENCE : 0.000

LAP	SECTOR 1	SECTOR 2	LAP TIME		MPH	DIFF	TIME OF DAY
1 -	1:38.508	47.485	2:25.993		73.20	15.984	09:40:07.740
2 -	1:28.267	44.467	2:12.734		80.52	2.725	09:42:20.474
3 -	1:27.251	44.339	2:11.590	(3)	81.22	1.581	09:44:32.064
4 -	1:27.256	44.377	2:11.633		81.19	1.624	09:46:43.697
5 -	1:27.485	44.027	2:11.512	(2)	81.27	1.503	09:48:55.209
6 -	1:27.873	44.832	2:12.705		80.54	2.696	09:51:07.914
7 -	***1:26.041***	***43.968***	***2:10.009***	**(1)**	***82.21***		***09:53:17.923***

P22 41 1000 Steven YOUNG Honda - WDE Recruitment

IDEAL LAP TIME : 2:09.303 BEST LAP TIME : 2:10.174 DIFFERENCE : 0.871

LAP	SECTOR 1	SECTOR 2	LAP TIME		MPH	DIFF	TIME OF DAY
1 -	1:38.465	46.227	2:24.692		73.86	14.518	09:40:04.474
2 -	1:26.557	44.396	2:10.953	(2)	81.61	0.779	09:42:15.427
3 -	1:28.572	44.138	2:12.710		80.53	2.536	09:44:28.137
4 -	1:27.964	45.243	2:13.207		80.23	3.033	09:46:41.344
5 -	1:33.521	52.103	2:25.624		73.39	15.450	09:49:06.968
6 -	***1:25.316***	46.085	2:11.401	(3)	81.33	1.227	09:51:18.369
7 -	1:26.187	***43.987***	***2:10.174***	**(1)**	***82.10***		***09:53:28.543***

Weather / Track : Cloudy / Dry

Snetterton
Circuit Length = 2.9689 miles
Start: 09:37 Flag 09:52 End: 09:54

BMCRC - MRO Championships 2016 - Rnd 4 @ Snetterton 300

BMCRC Rookie 600 & 1000

QUALIFYING - SECTOR ANALYSIS

SECTOR 1 = FL to I1, SECTOR 2 = I1 to FL, DIFF = Difference To Personal Best Lap

P23 53 600 Jason SIGGS Triumph - J Siggs Construction

IDEAL LAP TIME : 2:09.278 BEST LAP TIME : 2:10.203 DIFFERENCE : 0.925

LAP	SECTOR 1	SECTOR 2	LAP TIME	MPH	DIFF	TIME OF DAY
1 -	1:48.574	49.723	2:38.297	67.51	28.094	09:40:19.370
2 -	1:29.416	45.043	2:14.459	79.48	4.256	09:42:33.829
3 -	1:29.147	45.943	2:15.090	79.11	4.887	09:44:48.919
4 -	1:30.426	44.094	2:14.520	79.45	4.317	09:47:03.439
5 -	1:27.477	44.176	2:11.653 **(3)**	81.18	1.450	09:49:15.092
6 -	***1:26.162***	44.041	***2:10.203*** **(1)**	***82.08***		***09:51:25.295***
7 -	1:27.618	***43.116***	2:10.734 **(2)**	81.75	0.531	09:53:36.029

P24 17 600 Philip BAKER Triumph - Martello Building Consultancy

IDEAL LAP TIME : 2:10.129 BEST LAP TIME : 2:10.302 DIFFERENCE : 0.173

LAP	SECTOR 1	SECTOR 2	LAP TIME	MPH	DIFF	TIME OF DAY
1 -	1:39.965	48.266	2:28.231	72.10	17.929	09:40:07.943
2 -	1:28.715	44.338	2:13.053	80.32	2.751	09:42:20.996
3 -	1:26.976	44.148	2:11.124 **(3)**	81.51	0.822	09:44:32.120
4 -	1:27.669	44.616	2:12.285	80.79	1.983	09:46:44.405
5 -	1:27.113	***43.795***	2:10.908 **(2)**	81.64	0.606	09:48:55.313
6 -	1:28.095	44.675	2:12.770	80.50	2.468	09:51:08.083
7 -	***1:26.334***	43.968	***2:10.302*** **(1)**	***82.02***		***09:53:18.385***

P25 130 600 Lee BUTTON Yamaha - Elite Spas/Goodwins/Sparkle Spas

IDEAL LAP TIME : 2:09.875 BEST LAP TIME : 2:10.321 DIFFERENCE : 0.446

LAP	SECTOR 1	SECTOR 2	LAP TIME	MPH	DIFF	TIME OF DAY
1 -	1:37.349	44.930	2:22.279	75.12	11.958	09:40:01.299
2 -	1:27.405	43.953	2:11.358 **(3)**	81.36	1.037	09:42:12.657
3 -	1:27.336	***43.454***	2:10.790 **(2)**	81.71	0.469	09:44:23.447
4 -	***1:26.421***	43.900	***2:10.321*** **(1)**	***82.01***		***09:46:33.768***
5 -	1:27.075	45.253	2:12.328	80.76	2.007	09:48:46.096
6 -	1:27.918	44.717	2:12.635	80.58	2.314	09:50:58.731
7 -	1:28.580	44.253	2:12.833	80.46	2.512	09:53:11.564

P26 28 1000 Andrew HARRISON Honda - Leiston press

IDEAL LAP TIME : 2:10.004 BEST LAP TIME : 2:10.355 DIFFERENCE : 0.351

LAP	SECTOR 1	SECTOR 2	LAP TIME	MPH	DIFF	TIME OF DAY
1 -	1:45.074	48.609	2:33.683	69.54	23.328	09:40:39.169
2 -	1:34.475	45.689	2:20.164	76.25	9.809	09:42:59.333
3 -	1:31.556	46.433	2:17.989	77.45	7.634	09:45:17.322
4 -	1:29.106	45.212	2:14.318	79.57	3.963	09:47:31.640
5 -	***1:26.576***	43.779	***2:10.355*** **(1)**	***81.99***		***09:49:41.995***
6 -	1:28.591	44.171	2:12.762 **(3)**	80.50	2.407	09:51:54.757
7 -	1:27.612	***43.428***	2:11.040 **(2)**	81.56	0.685	09:54:05.797

P27 137 1000 Alun JOYCE Honda - the fitness factory

IDEAL LAP TIME : 2:10.159 BEST LAP TIME : 2:10.399 DIFFERENCE : 0.240

LAP	SECTOR 1	SECTOR 2	LAP TIME	MPH	DIFF	TIME OF DAY
1 -	1:48.630	49.361	2:37.991	67.64	27.592	09:40:20.025
2 -	1:31.036	44.356	2:15.392	78.94	4.993	09:42:35.417
3 -	1:29.366	44.106	2:13.472	80.07	3.073	09:44:48.889
4 -	1:29.503	***43.558***	2:13.061 **(3)**	80.32	2.662	09:47:01.950
5 -	1:28.114	43.568	2:11.682 **(2)**	81.16	1.283	09:49:13.632
6 -	***1:26.601***	43.798	***2:10.399*** **(1)**	***81.96***		***09:51:24.031***
7 -	1:29.973	43.590	2:13.563	80.02	3.164	09:53:37.594

P28 543 600 Stefan ELLIS Yamaha - Bespoke Bathing Company

IDEAL LAP TIME : 2:10.009 BEST LAP TIME : 2:10.414 DIFFERENCE : 0.405

LAP	SECTOR 1	SECTOR 2	LAP TIME	MPH	DIFF	TIME OF DAY

Weather / Track : Cloudy / Dry

Snetterton
Circuit Length = 2.9689 miles
Start: 09:37 Flag 09:52 End: 09:54

BMCRC - MRO Championships 2016 - Rnd 4 @ Snetterton 300

BMCRC Rookie 600 & 1000

QUALIFYING - SECTOR ANALYSIS

SECTOR 1 = FL to I1, SECTOR 2 = I1 to FL, DIFF = Difference To Personal Best Lap

1 -	1:47.190	49.724	2:36.914	68.11	26.500	09:40:45.108
2 -	1:31.281	46.224	2:17.505	77.72	7.091	09:43:02.613
3 -	1:29.009	44.926	2:13.935	79.80	3.521	09:45:16.548
4 -	1:27.772	43.908	2:11.680 **(2)**	81.16	1.266	09:47:28.228
5 -	1:26.632	***43.782***	***2:10.414*** **(1)**	***81.95***		***09:49:38.642***
6 -	***1:26.227***	47.056	2:13.283	80.19	2.869	09:51:51.925
7 -	1:28.667	43.963	2:12.630 **(3)**	80.58	2.216	09:54:04.555

P29 62 600 Charlie PATERSON Yamaha -

IDEAL LAP TIME : 2:12.428 BEST LAP TIME : 2:12.428 DIFFERENCE : 0.000

LAP	SECTOR 1	SECTOR 2	LAP TIME	MPH	DIFF	TIME OF DAY
1 -	1:37.427	47.774	2:25.201 **(2)**	73.60	12.773	09:40:08.547
2 -	***1:27.926***	***44.502***	***2:12.428*** **(1)**	***80.70***		***09:42:20.975***

P30 16 600 Oliver SHOTTON Kawasaki -

IDEAL LAP TIME : 2:12.476 BEST LAP TIME : 2:13.190 DIFFERENCE : 0.714

LAP	SECTOR 1	SECTOR 2	LAP TIME	MPH	DIFF	TIME OF DAY
1 -	1:43.155	49.374	2:32.529	70.07	19.339	09:40:47.399
2 -	1:30.767	46.781	2:17.548	77.70	4.358	09:43:04.947
3 -	1:28.811	***44.698***	2:13.509	80.05	0.319	09:45:18.456
4 -	***1:27.778***	45.452	2:13.230 **(2)**	80.22	0.040	09:47:31.686
5 -	1:28.273	45.017	2:13.290 **(3)**	80.18	0.100	09:49:44.976
6 -	1:28.512	45.320	2:13.832	79.86	0.642	09:51:58.808
7 -	1:28.243	44.947	***2:13.190*** **(1)**	***80.24***		***09:54:11.998***

P31 4 600 Nigel DAVIES Yamaha -

IDEAL LAP TIME : 2:13.305 BEST LAP TIME : 2:13.535 DIFFERENCE : 0.230

LAP	SECTOR 1	SECTOR 2	LAP TIME	MPH	DIFF	TIME OF DAY
1 -	1:48.527	50.509	2:39.036	67.20	25.501	09:40:50.749
2 -	1:35.288	46.069	2:21.357	75.61	7.822	09:43:12.106
3 -	1:32.547	45.563	2:18.110	77.38	4.575	09:45:30.216
4 -	1:31.211	***44.753***	2:15.964 **(3)**	78.60	2.429	09:47:46.180
5 -	1:29.603	44.754	2:14.357 **(2)**	79.54	0.822	09:50:00.537
6 -	***1:28.552***	44.983	***2:13.535*** **(1)**	***80.03***		***09:52:14.072***

P32 87 1000 Kristian ZAREV Ducati -

IDEAL LAP TIME : 2:14.203 BEST LAP TIME : 2:14.473 DIFFERENCE : 0.270

LAP	SECTOR 1	SECTOR 2	LAP TIME	MPH	DIFF	TIME OF DAY
1 -	1:47.731	50.759	2:38.490	67.43	24.017	09:40:45.433
2 -	1:33.308	48.128	2:21.436	75.56	6.963	09:43:06.869
3 -	1:33.320	46.896	2:20.216	76.22	5.743	09:45:27.085
4 -	1:30.036	46.888	2:16.924 **(3)**	78.05	2.451	09:47:44.009
5 -	1:29.965	***44.508***	***2:14.473*** **(1)**	***79.48***		***09:49:58.482***
6 -	***1:29.695***	45.472	2:15.167 **(2)**	79.07	0.694	09:52:13.649

P33 19 600 Mark HART MV Agusta - MV Agusta Wales / The specialist in traditional sasl

IDEAL LAP TIME : 2:15.772 BEST LAP TIME : 2:15.772 DIFFERENCE : 0.000

LAP	SECTOR 1	SECTOR 2	LAP TIME	MPH	DIFF	TIME OF DAY
1 -	1:33.498	46.842	2:20.340	76.15	4.568	09:40:24.792
2 -	1:32.480	46.502	2:18.982	76.90	3.210	09:42:43.774
3 -	1:29.841	46.195	2:16.036 **(2)**	78.56	0.264	09:44:59.810
4 -	1:29.966	46.788	2:16.754 **(3)**	78.15	0.982	09:47:16.564
5 -	***1:29.688***	***46.084***	***2:15.772*** **(1)**	***78.72***		***09:49:32.336***
6 -	1:32.410	46.887	2:19.297	76.72	3.525	09:51:51.633
7 -	1:31.483	46.238	2:17.721	77.60	1.949	09:54:09.354

Weather / Track : Cloudy / Dry

Snetterton
Circuit Length = 2.9689 miles
Start: 09:37 Flag 09:52 End: 09:54

BMCRC - MRO Championships 2016 - Rnd 4 @ Snetterton 300

BMCRC Rookie 600 & 1000

QUALIFYING - SECTOR ANALYSIS

SECTOR 1 = FL to I1, SECTOR 2 = I1 to FL, DIFF = Difference To Personal Best Lap

P34 97 600 Sam GRAHAM Honda -

IDEAL LAP TIME : 2:15.249 BEST LAP TIME : 2:15.781 DIFFERENCE : 0.532

LAP	SECTOR 1	SECTOR 2	LAP TIME	MPH	DIFF	TIME OF DAY
1 -	1:45.890	52.197	2:38.087	67.60	22.306	09:40:43.827
2 -	1:33.428	49.600	2:23.028	74.72	7.247	09:43:06.855
3 -	1:32.978	46.477	2:19.455	76.64	3.674	09:45:26.310
4 -	1:31.544	46.606	2:18.150 (3)	77.36	2.369	09:47:44.460
5 -	1:30.766	***45.015***	***2:15.781 (1)***	***78.71***		***09:50:00.241***
6 -	***1:30.234***	45.840	2:16.074 (2)	78.54	0.293	09:52:16.315

P35 56 1000 Michael STONE Honda -

IDEAL LAP TIME : 2:15.823 BEST LAP TIME : 2:15.823 DIFFERENCE : 0.000

LAP	SECTOR 1	SECTOR 2	LAP TIME	MPH	DIFF	TIME OF DAY
1 -	1:45.846	50.620	2:36.466	68.30	20.643	09:40:40.513
2 -	1:36.359	49.266	2:25.625	73.39	9.802	09:43:06.138
3 -	1:35.693	47.336	2:23.029	74.72	7.206	09:45:29.167
4 -	1:32.437	47.110	2:19.547 (3)	76.59	3.724	09:47:48.714
5 -	1:31.719	46.675	2:18.394 (2)	77.22	2.571	09:50:07.108
6 -	***1:30.359***	***45.464***	***2:15.823 (1)***	***78.69***		***09:52:22.931***

P36 171 1000 Daniel GIBBS Suzuki - Thomas Racing

IDEAL LAP TIME : 2:17.371 BEST LAP TIME : 2:17.371 DIFFERENCE : 0.000

LAP	SECTOR 1	SECTOR 2	LAP TIME	MPH	DIFF	TIME OF DAY
1 -	1:49.183	51.059	2:40.242	66.69	22.871	09:40:46.743
2 -	1:35.404	48.336	2:23.740	74.35	6.369	09:43:10.483
3 -	1:34.315	47.281	2:21.596	75.48	4.225	09:45:32.079
4 -	1:32.513	48.045	2:20.558 (2)	76.04	3.187	09:47:52.637
5 -	***1:30.741***	***46.630***	***2:17.371 (1)***	***77.80***		***09:50:10.008***
6 -	1:33.399	47.342	2:20.741 (3)	75.94	3.370	09:52:30.749

P37 84 600 James KENWARD Kawasaki - FG1

IDEAL LAP TIME : 2:17.114 BEST LAP TIME : 2:17.514 DIFFERENCE : 0.400

LAP	SECTOR 1	SECTOR 2	LAP TIME	MPH	DIFF	TIME OF DAY
1 -	1:46.234	51.404	2:37.638	67.80	20.124	09:40:44.234
2 -	1:32.885	47.024	2:19.909	76.39	2.395	09:43:04.143
3 -	1:31.445	47.085	2:18.530 (3)	77.15	1.016	09:45:22.673
4 -	***1:30.704***	46.810	***2:17.514 (1)***	***77.72***		***09:47:40.187***
5 -	1:31.810	***46.410***	2:18.220 (2)	77.32	0.706	09:49:58.407

P38 99 600 Shaun HARVEY Yamaha -

IDEAL LAP TIME : 2:17.751 BEST LAP TIME : 2:17.751 DIFFERENCE : 0.000

LAP	SECTOR 1	SECTOR 2	LAP TIME	MPH	DIFF	TIME OF DAY
1 -	1:46.996	50.493	2:37.489	67.86	19.738	09:40:44.528
2 -	1:34.023	49.437	2:23.460	74.50	5.709	09:43:07.988
3 -	1:32.674	47.713	2:20.387 (2)	76.13	2.636	09:45:28.375
4 -	***1:31.060***	***46.691***	***2:17.751 (1)***	***77.58***		***09:47:46.126***
5 -	1:33.399	49.480	2:22.879	74.80	5.128	09:50:09.005
6 -	1:34.238	47.437	2:21.675 (3)	75.44	3.924	09:52:30.680

P39 66 1000 Paul GILBERT Suzuki -

IDEAL LAP TIME : 2:17.732 BEST LAP TIME : 2:18.020 DIFFERENCE : 0.288

LAP	SECTOR 1	SECTOR 2	LAP TIME	MPH	DIFF	TIME OF DAY
1 -	1:40.357	49.160	2:29.517	71.48	11.497	09:40:07.685
2 -	1:33.226	***46.569***	2:19.795 (3)	76.45	1.775	09:42:27.480
3 -	1:33.249	47.439	2:20.688	75.97	2.668	09:44:48.168
4 -	1:35.306	47.826	2:23.132	74.67	5.112	09:47:11.300
5 -	1:33.245	46.803	2:20.048	76.31	2.028	09:49:31.348
6 -	1:32.646	47.080	2:19.726 (2)	76.49	1.706	09:51:51.074

Snetterton
Circuit Length = 2.9689 miles
Start: 09:37 Flag 09:52 End: 09:54

Weather / Track : Cloudy / Dry

BMCRC - MRO Championships 2016 - Rnd 4 @ Snetterton 300

BMCRC Rookie 600 & 1000

QUALIFYING - SECTOR ANALYSIS

SECTOR 1 = FL to I1, SECTOR 2 = I1 to FL, DIFF = Difference To Personal Best Lap

7 -	***1:31.163***	46.857	***2:18.020***	**(1)**	***77.43***	***09:54:09.094***

P40 46 1000 Adrian DRAPER Suzuki - droopy racing uk

IDEAL LAP TIME : 2:18.385 BEST LAP TIME : 2:18.385 DIFFERENCE : 0.000

LAP	SECTOR 1	SECTOR 2	LAP TIME		MPH	DIFF	TIME OF DAY
1 -	1:48.185	51.047	2:39.232		67.12	20.847	09:40:48.299
2 -	1:34.697	47.737	2:22.434		75.03	4.049	09:43:10.733
3 -	1:33.656	47.485	2:21.141	**(3)**	75.72	2.756	09:45:31.874
4 -	1:33.367	49.313	2:22.680		74.90	4.295	09:47:54.554
5 -	1:33.507	47.014	2:20.521	**(2)**	76.06	2.136	09:50:15.075
6 -	***1:31.467***	***46.918***	***2:18.385***	**(1)**	***77.23***		***09:52:33.460***

P41 95 600 Karl SMITH Yamaha - The Flooring Centre Romford

IDEAL LAP TIME : 2:21.029 BEST LAP TIME : 2:21.029 DIFFERENCE : 0.000

LAP	SECTOR 1	SECTOR 2	LAP TIME		MPH	DIFF	TIME OF DAY
1 -	1:42.209	51.098	2:33.307		69.71	12.278	09:40:38.382
2 -	1:36.335	48.391	2:24.726	**(3)**	73.85	3.697	09:43:03.108
3 -	1:36.980	48.907	2:25.887		73.26	4.858	09:45:28.995
4 -	1:35.297	49.792	2:25.089		73.66	4.060	09:47:54.084
5 -	1:36.218	48.242	2:24.460	**(2)**	73.98	3.431	09:50:18.544
6 -	***1:33.202***	***47.827***	***2:21.029***	**(1)**	***75.78***		***09:52:39.573***

P42 69 600 Robert WINDEATT Triumph - L&W Contractors

IDEAL LAP TIME : 2:23.922 BEST LAP TIME : 2:23.922 DIFFERENCE : 0.000

LAP	SECTOR 1	SECTOR 2	LAP TIME		MPH	DIFF	TIME OF DAY
1 -	1:50.665	51.948	2:42.613		65.72	18.691	09:40:50.449
2 -	1:38.425	49.944	2:28.369		72.03	4.447	09:43:18.818
3 -	1:38.610	49.478	2:28.088		72.17	4.166	09:45:46.906
4 -	1:36.292	49.447	2:25.739	**(3)**	73.33	1.817	09:48:12.645
5 -	1:35.724	48.858	2:24.582	**(2)**	73.92	0.660	09:50:37.227
6 -	***1:35.211***	***48.711***	***2:23.922***	**(1)**	***74.26***		***09:53:01.149***

P43 67 600 Tony COE Honda -

IDEAL LAP TIME : 2:23.059 BEST LAP TIME : 2:24.013 DIFFERENCE : 0.954

LAP	SECTOR 1	SECTOR 2	LAP TIME		MPH	DIFF	TIME OF DAY
1 -	1:55.359	54.212	2:49.571		63.03	25.558	09:41:03.033
2 -	1:43.395	52.831	2:36.226		68.41	12.213	09:43:39.259
3 -	1:37.801	50.854	2:28.655		71.89	4.642	09:46:07.914
4 -	1:38.348	49.439	2:27.787	**(3)**	72.32	3.774	09:48:35.701
5 -	1:36.020	***47.993***	***2:24.013***	**(1)**	***74.21***		***09:50:59.714***
6 -	***1:35.066***	49.252	2:24.318	**(2)**	74.05	0.305	09:53:24.032

P44 18 600 Scott ALLOTT Triumph -

IDEAL LAP TIME : 2:22.710 BEST LAP TIME : 2:24.034 DIFFERENCE : 1.324

LAP	SECTOR 1	SECTOR 2	LAP TIME		MPH	DIFF	TIME OF DAY
1 -	1:50.839	51.719	2:42.558		65.74	18.524	09:40:19.421
2 -	1:39.340	51.977	2:31.317		70.63	7.283	09:42:50.738
3 -	1:36.821	50.526	2:27.347		72.53	3.313	09:45:18.085
4 -	1:37.201	48.866	2:26.067	**(3)**	73.17	2.033	09:47:44.152
5 -	1:36.755	***48.081***	2:24.836	**(2)**	73.79	0.802	09:50:08.988
6 -	***1:34.629***	49.405	***2:24.034***	**(1)**	***74.20***		***09:52:33.022***

P45 78 600 Nicholas JOINT Honda - Sydnad's Custom Decals

IDEAL LAP TIME : 2:26.068 BEST LAP TIME : 2:26.661 DIFFERENCE : 0.593

LAP	SECTOR 1	SECTOR 2	LAP TIME		MPH	DIFF	TIME OF DAY
1 -	1:47.037	IN PIT	3:09.913	**P**	56.27	43.252	09:41:13.980
2 -	OUTLAP	50.616	2:38.467		67.44	11.806	09:43:52.447
3 -	1:38.154	51.444	2:29.598		71.44	2.937	09:46:22.045

Weather / Track : Cloudy / Dry

Snetterton
Circuit Length = 2.9689 miles
Start: 09:37 Flag 09:52 End: 09:54

BMCRC - MRO Championships 2016 - Rnd 4 @ Snetterton 300

BMCRC Rookie 600 & 1000

QUALIFYING - SECTOR ANALYSIS

SECTOR 1 = FL to I1, SECTOR 2 = I1 to FL, DIFF = Difference To Personal Best Lap

4 -	1:38.596	***49.262***	2:27.858	**(2)**	72.28	1.197	09:48:49.903
5 -	1:37.587	50.735	2:28.322	**(3)**	72.05	1.661	09:51:18.225
6 -	***1:36.806***	49.855	***2:26.661***	**(1)**	***72.87***		***09:53:44.886***

P46 55 1000 Michael LAURENSON Ducati -

IDEAL LAP TIME : 2:26.655 BEST LAP TIME : 2:28.282 DIFFERENCE : 1.627

LAP	SECTOR 1	SECTOR 2	LAP TIME		MPH	DIFF	TIME OF DAY
1 -	1:52.840	52.799	2:45.639		64.52	17.357	09:40:24.123
2 -	1:41.239	49.887	2:31.126		70.72	2.844	09:42:55.249
3 -	1:38.611	50.514	2:29.125	**(2)**	71.67	0.843	09:45:24.374
4 -	1:39.877	49.480	2:29.357		71.56	1.075	09:47:53.731
5 -	1:40.173	***49.031***	2:29.204	**(3)**	71.63	0.922	09:50:22.935
6 -	***1:37.624***	50.658	***2:28.282***	**(1)**	***72.07***		***09:52:51.217***

P47 111 1000 Lindsey FAIRFIELD Ducati - FBP Corse

IDEAL LAP TIME : 2:33.085 BEST LAP TIME : 2:33.085 DIFFERENCE : 0.000

LAP	SECTOR 1	SECTOR 2	LAP TIME		MPH	DIFF	TIME OF DAY
1 -	1:51.231	52.721	2:43.952		65.19	10.867	09:40:56.453
2 -	1:42.199	53.151	2:35.350	**(3)**	68.80	2.265	09:43:31.803
3 -	1:43.347	51.705	2:35.052	**(2)**	68.93	1.967	09:46:06.855
4 -	1:42.374	54.243	2:36.617		68.24	3.532	09:48:43.472
5 -	1:43.462	52.221	2:35.683		68.65	2.598	09:51:19.155
6 -	***1:41.508***	***51.577***	***2:33.085***	**(1)**	***69.81***		***09:53:52.240***

P48 70 600 Lukasz HENCEL Honda -

IDEAL LAP TIME : 2:28.246 BEST LAP TIME : 2:33.116 DIFFERENCE : 4.870

LAP	SECTOR 1	SECTOR 2	LAP TIME		MPH	DIFF	TIME OF DAY
1 -	1:49.185	***51.100***	2:40.285	**(2)**	66.68	7.169	09:40:51.568
2 -	1:38.484	54.632	***2:33.116***	**(1)**	***69.80***		***09:43:24.684***

Weather / Track : Cloudy / Dry

Snetterton
Circuit Length = 2.9689 miles
Start: 09:37 Flag 09:52 End: 09:54

BMCRC - MRO Championships 2016 - Rnd 4 @ Snetterton 300

BMCRC Rookie 600 & 1000

QUALIFYING - BEST SECTORS

	SECTOR 1			SECTOR 2			IDEAL / BEST COMPARISON					
POS	NO	NAME	TIME	NO	NAME	TIME	POS	NO	NAME	IDEAL	BEST	DIFF
									PERFECT LAP	2:00.479		
1	24	EDSER	**1:20.127**	33	GRZEDA	**40.352**	1	24	EDSER	2:00.865	2:02.095	1.230
2	5	O'DONOVAN	**1:20.786**	15	SIEMIENIUK-JUZWIUK	**40.519**	2	15	SIEMIENIUK-JUZWIU	2:01.311	2:01.311	0.000
3	15	SIEMIENIUK-JUZWIUK	**1:20.792**	24	EDSER	**40.738**	3	33	GRZEDA	2:01.448	2:01.800	0.352
4	33	GRZEDA	**1:21.096**	5	O'DONOVAN	**40.857**	4	5	O'DONOVAN	2:01.643	2:01.643	0.000
5	11	WHALLEY	**1:21.391**	11	WHALLEY	**41.011**	5	11	WHALLEY	2:02.402	2:02.414	0.012
6	44	NEWMAN	**1:22.590**	44	NEWMAN	**41.312**	6	44	NEWMAN	2:03.902	2:03.902	0.000
7	21	CHORLTON	**1:23.372**	21	CHORLTON	**42.094**	7	21	CHORLTON	2:05.466	2:05.613	0.147
8	81	DUFFETT	**1:24.018**	2	ADAMS	**42.254**	8	81	DUFFETT	2:06.453	2:06.962	0.509
9	30	BRUWER	**1:24.155**	81	DUFFETT	**42.435**	9	30	BRUWER	2:06.715	2:06.801	0.086
10	100	STEAD	**1:25.218**	30	BRUWER	**42.560**	10	10	PENRICE	2:08.309	2:08.576	0.267
11	41	YOUNG	**1:25.316**	57	McCORMACK	**42.715**	11	100	STEAD	2:08.712	2:09.799	1.087
12	10	PENRICE	**1:25.526**	82	SMITH	**42.724**	12	82	SMITH	2:08.838	2:08.838	0.000
13	16	CROWSON	**1:25.978**	10	PENRICE	**42.783**	13	57	McCORMACK	2:08.979	2:09.042	0.063
14	98	ELLIS	**1:26.041**	53	SIGGS	**43.116**	14	2	ADAMS	2:09.059	2:09.188	0.129
15	82	SMITH	**1:26.114**	83	CUNNINGHAM	**43.320**	15	53	SIGGS	2:09.278	2:10.203	0.925
16	53	SIGGS	**1:26.162**	121	TINSLEY	**43.424**	16	41	YOUNG	2:09.303	2:10.174	0.871
17	121	TINSLEY	**1:26.224**	28	HARRISON	**43.428**	17	121	TINSLEY	2:09.648	2:09.648	0.000
18	543	ELLIS	**1:26.227**	130	BUTTON	**43.454**	18	16	CROWSON	2:09.698	2:09.734	0.036
19	57	McCORMACK	**1:26.264**	100	STEAD	**43.494**	19	130	BUTTON	2:09.875	2:10.321	0.446
20	17	BAKER	**1:26.334**	137	JOYCE	**43.558**	20	83	CUNNINGHAM	2:09.921	2:09.921	0.000
21	130	BUTTON	**1:26.421**	16	CROWSON	**43.720**	21	28	HARRISON	2:10.004	2:10.355	0.351
22	28	HARRISON	**1:26.576**	543	ELLIS	**43.782**	22	543	ELLIS	2:10.009	2:10.414	0.405
23	137	JOYCE	**1:26.601**	17	BAKER	**43.795**	23	98	ELLIS	2:10.009	2:10.009	0.000
24	83	CUNNINGHAM	**1:26.601**	98	ELLIS	**43.968**	24	17	BAKER	2:10.129	2:10.302	0.173
25	2	ADAMS	**1:26.805**	41	YOUNG	**43.987**	25	137	JOYCE	2:10.159	2:10.399	0.240
26	16	SHOTTON	**1:27.778**	62	PATERSON	**44.502**	26	62	PATERSON	2:12.428	2:12.428	0.000
27	62	PATERSON	**1:27.926**	87	ZAREV	**44.508**	27	16	SHOTTON	2:12.476	2:13.190	0.714
28	4	DAVIES	**1:28.552**	16	SHOTTON	**44.698**	28	4	DAVIES	2:13.305	2:13.535	0.230
29	19	HART	**1:29.688**	4	DAVIES	**44.753**	29	87	ZAREV	2:14.203	2:14.473	0.270
30	87	ZAREV	**1:29.695**	97	GRAHAM	**45.015**	30	97	GRAHAM	2:15.249	2:15.781	0.532
31	97	GRAHAM	**1:30.234**	56	STONE	**45.464**	31	19	HART	2:15.772	2:15.772	0.000
32	56	STONE	**1:30.359**	19	HART	**46.084**	32	56	STONE	2:15.823	2:15.823	0.000
33	84	KENWARD	**1:30.704**	84	KENWARD	**46.410**	33	84	KENWARD	2:17.114	2:17.514	0.400
34	171	GIBBS	**1:30.741**	66	GILBERT	**46.569**	34	171	GIBBS	2:17.371	2:17.371	0.000
35	99	HARVEY	**1:31.060**	171	GIBBS	**46.630**	35	66	GILBERT	2:17.732	2:18.020	0.288
36	66	GILBERT	**1:31.163**	99	HARVEY	**46.691**	36	99	HARVEY	2:17.751	2:17.751	0.000
37	46	DRAPER	**1:31.467**	46	DRAPER	**46.918**	37	46	DRAPER	2:18.385	2:18.385	0.000
38	95	SMITH	**1:33.202**	95	SMITH	**47.827**	38	95	SMITH	2:21.029	2:21.029	0.000
39	18	ALLOTT	**1:34.629**	67	COE	**47.993**	39	18	ALLOTT	2:22.710	2:24.034	1.324
40	67	COE	**1:35.066**	18	ALLOTT	**48.081**	40	67	COE	2:23.059	2:24.013	0.954
41	69	WINDEATT	**1:35.211**	69	WINDEATT	**48.711**	41	69	WINDEATT	2:23.922	2:23.922	0.000
42	78	JOINT	**1:36.806**	55	LAURENSON	**49.031**	42	78	JOINT	2:26.068	2:26.661	0.593
43	70	HENCEL	**1:37.146**	78	JOINT	**49.262**	43	55	LAURENSON	2:26.655	2:28.282	1.627
44	55	LAURENSON	**1:37.624**	70	HENCEL	**51.100**	44	70	HENCEL	2:28.246	2:33.116	4.870
45	111	FAIRFIELD	**1:41.508**	111	FAIRFIELD	**51.577**	45	111	FAIRFIELD	2:33.085	2:33.085	0.000
46							46	86	SHOUBRIDGE		2:03.981	
47							47	94	BONE		2:02.443	
48							48	149	HAMMETT		2:04.435	

Weather / Track : Cloudy / Dry

Snetterton
Circuit Length = 2.9689 miles
Start: 09:37 Flag 09:52 End: 09:54

Results can be found at www.tsl-timing.com

Printed - 09:56 Saturday, 28 May 2016

BMCRC - MRO Championships 2016 - Rnd 4 @ Snetterton 300

BMCRC Rookie 1000

RACE 5 - CLASSIFICATION

POS	NO	NAME	ENTRY	LAPS	TIME	GAP	DIFF	MPH	BEST	ON
1	5	**Kyle O'DONOVAN**	Yamaha -	**5**	10:12.311			87.27	**2:00.281**	5
2	11	**Mick WHALLEY**	Yamaha - Fresh Fruit Ltd	**5**	10:12.984	**0.673**	0.673	87.18	**1:59.560**	4
3	94	**Justin BONE**	Kawasaki - APARK & HOOBS ROOFING	**5**	10:15.001	**2.690**	2.017	86.89	**2:00.447**	5
4	15	**Mariusz SIEMIENIUK-JUZWIUK**	Honda - BELMONT AUTO SERVICE	**5**	10:15.060	**2.749**	0.059	86.88	**2:00.702**	5
5	33	**Rafal GRZEDA**	Suzuki -	**5**	10:15.279	**2.968**	0.219	86.85	**2:00.288**	5
6	21	**James CHORLTON**	Kawasaki - We fight any claim	**5**	10:19.747	**7.436**	4.468	86.22	**2:02.504**	2
7	30	**Rikus BRUWER**	Kawasaki -	**5**	10:36.605	**24.294**	16.858	83.94	**2:04.585**	5
8	10	**Alex PENRICE**	Suzuki - AP Motorcycles	**5**	10:36.913	**24.602**	0.308	83.90	**2:04.204**	5
9	57	**Justin McCORMACK**	Kawasaki - Team JMR	**5**	10:50.623	**38.312**	13.710	82.13	**2:07.401**	5
10	121	**Dan TINSLEY**	Yamaha -	**5**	10:51.366	**39.055**	0.743	82.04	**2:07.634**	5
11	100	**Keith STEAD**	Honda - Kestead	**5**	10:51.631	**39.320**	0.265	82.01	**2:07.485**	5
12	16	**Paul CROWSON**	Suzuki -	**5**	10:53.999	**41.688**	2.368	81.71	**2:08.343**	5
13	137	**Alun JOYCE**	Honda - the fitness factory	**5**	10:54.654	**42.343**	0.655	81.63	**2:08.614**	5
14	2	**David ADAMS**	Yamaha - Cambridge Transformers Ltd	**5**	10:55.744	**43.433**	1.090	81.49	**2:08.065**	5
15	41	**Steven YOUNG**	Honda - WDE Recruitment	**5**	10:57.804	**45.493**	2.060	81.24	**2:07.449**	5
16	28	**Andrew HARRISON**	Honda - Leiston press	**5**	11:06.772	**54.461**	8.968	80.14	**2:10.617**	5
17	56	**Michael STONE**	Honda -	**5**	11:07.827	**55.516**	1.055	80.02	**2:10.556**	5
18	87	**Kristian ZAREV**	Ducati -	**5**	11:22.651	**1:10.340**	14.824	78.28	**2:13.971**	3
19	171	**Daniel GIBBS**	Suzuki - Thomas Racing	**5**	11:34.239	**1:21.928**	11.588	76.97	**2:14.978**	5
20	46	**Adrian DRAPER**	Suzuki - droopy racing uk	**5**	11:34.660	**1:22.349**	0.421	76.93	**2:14.419**	5
21	66	**Paul GILBERT**	Suzuki -	**5**	11:48.693	**1:36.382**	14.033	75.40	**2:17.837**	5
22	55	**Michael LAURENSON**	Ducati -	**5**	12:19.511	**2:07.200**	30.818	72.26	**2:23.845**	3
23	111	**Lindsey FAIRFIELD**	Ducati - FBP Corse	**5**	12:31.291	**2:18.980**	11.780	71.13	**2:26.949**	2

FASTEST LAP

11	**Mick WHALLEY**	Yamaha - Fresh Fruit Ltd	**4**	1:59.560	89.39 mph	143.86 kph

90% of Race Speed = 78.54 mph

Snetterton
Circuit Length = 2.9689 miles
Start: 13:00 Flag 13:10 End: 13:13

Weather / Track : Cloudy / Dry
These results are provisional until the conclusion of any judicial and technical matters.

Clerk Of Course :		Timekeeper :

Results can be found at www.tsl-timing.com

Printed - 13:13 Saturday, 28 May 2016

BMCRC - MRO Championships 2016 - Rnd 4 @ Snetterton 300

BMCRC Rookie 1000

RACE 5 - LAP CHART

LAP 1		@ 13:02:46.529	LAP 2		@ 13:04:49.033	LAP 3		@ 13:06:50.136	LAP 4		@ 13:08:51.067	LAP 5		@ 13:10:51.348
NO	BEHIND	LAP TIME	NO	BEHIND	LAP TIME	NO	BEHIND	LAP TIME	NO	BEHIND	LAP TIME	NO	BEHIND	LAP TIME
21		2:07.492	**21**		2:02.504	**5**		2:01.010	**5**		2:00.931	**5**		2:00.281
33	0.237	2:07.729	**5**	0.093	2:02.180	**15**	2.104	2:02.731	**11**	0.885	1:59.560	**11**	0.673	2:00.069
5	0.417	2:07.909	**33**	0.334	2:02.601	**11**	2.256	2:02.547	**15**	2.328	2:01.155	**94**	2.690	2:00.447
15	0.804	2:08.296	**15**	0.476	2:02.176	**21**	2.495	2:03.598	**94**	2.524	2:00.811	**15**	2.749	2:00.702
94	1.159	2:08.651	**11**	0.812	2:02.090	**94**	2.644	2:02.632	**33**	2.961	2:01.075	**33**	2.968	2:00.288
11	1.226	2:08.718	**94**	1.115	2:02.460	**33**	2.817	2:03.586	**21**	5.025	2:03.461	**21**	7.436	2:02.692
30	6.365	2:13.857	**10**	11.380	2:06.637	**30**	15.928	2:05.537	**30**	19.990	2:04.993	**30**	24.294	2:04.585
10	7.247	2:14.739	**30**	11.494	2:07.633	**10**	16.500	2:06.223	**10**	20.679	2:05.110	**10**	24.602	2:04.204
100	7.929	2:15.421	**100**	14.659	2:09.234	**57**	23.367	2:08.835	**57**	31.192	2:08.756	**57**	38.312	2:07.401
57	9.485	2:16.977	**57**	15.635	2:08.654	**100**	23.606	2:10.050	**121**	31.702	2:08.532	**121**	39.055	2:07.634
137	9.740	2:17.232	**121**	16.927	2:09.224	**121**	24.101	2:08.277	**100**	32.116	2:09.441	**100**	39.320	2:07.485
121	10.207	2:17.699	**137**	17.457	2:10.221	**137**	25.713	2:09.359	**16**	33.626	2:08.489	**16**	41.688	2:08.343
28	11.165	2:18.657	**2**	18.099	2:08.893	**16**	26.068	2:08.547	**137**	34.010	2:09.228	**137**	42.343	2:08.614
2	11.710	2:19.202	**41**	18.572	2:08.842	**2**	26.326	2:09.330	**2**	35.649	2:10.254	**2**	43.433	2:08.065
41	12.234	2:19.726	**16**	18.624	2:08.480	**41**	28.449	2:10.980	**41**	38.325	2:10.807	**41**	45.493	2:07.449
16	12.648	2:20.140	**28**	19.821	2:11.160	**28**	32.269	2:13.551	**28**	44.125	2:12.787	**28**	54.461	2:10.617
56	14.977	2:22.469	**56**	24.128	2:11.655	**56**	34.805	2:11.780	**56**	45.241	2:11.367	**56**	55.516	2:10.556
87	16.568	2:24.060	**87**	28.779	2:14.715	**87**	41.647	2:13.971	**87**	55.180	2:14.464	**87**	1:10.340	2:15.441
46	19.681	2:27.173	**46**	34.513	2:17.336	**171**	51.187	2:17.465	**171**	1:07.231	2:16.975	**171**	1:21.928	2:14.978
171	20.753	2:28.245	**171**	34.825	2:16.576	**46**	51.693	2:18.283	**46**	1:08.211	2:17.449	**46**	1:22.349	2:14.419
66	23.069	2:30.561	**66**	41.518	2:20.953	**66**	1:00.866	2:20.451	**66**	1:18.826	2:18.891	**66**	1:36.382	2:17.837
111	29.325	2:36.817	**55**	51.949	2:24.675	**55**	1:14.691	2:23.845	**55**	1:39.340	2:25.580	**55**	2:07.200	2:28.141
55	29.778	2:37.270	**111**	53.770	2:26.949	**111**	1:21.048	2:28.381	**111**	1:48.931	2:28.814	**111**	2:18.980	2:30.330

Weather / Track : Cloudy / Dry

Snetterton
Circuit Length = 2.9689 miles
Start: 13:00 Flag 13:10 End: 13:13

Results can be found at www.tsl-timing.com

Printed - 13:14 Saturday, 28 May 2016

BMCRC - MRO Championships 2016 - Rnd 4 @ Snetterton 300

BMCRC Rookie 1000

RACE 5 - SECTOR ANALYSIS

SECTOR 1 = FL to I1, SECTOR 2 = I1 to FL, DIFF = Difference To Personal Best Lap

P1 5 1000 Kyle O'DONOVAN Yamaha -

IDEAL LAP TIME : 2:00.281 BEST LAP TIME : 2:00.281 DIFFERENCE : 0.000

LAP	SECTOR 1	SECTOR 2	LAP TIME	MPH	DIFF	TIME OF DAY
1 -		41.025	2:07.909	83.55	7.628	13:02:46.946
2 -	1:21.477	40.703	2:02.180	87.47	1.899	13:04:49.126
3 -	1:20.591	40.419	2:01.010 **(3)**	88.32	0.729	13:06:50.136
4 -	1:20.208	40.723	2:00.931 **(2)**	88.38	0.650	13:08:51.067
5 -	***1:20.052***	***40.229***	***2:00.281*** **(1)**	***88.85***		***13:10:51.348***

P2 11 1000 Mick WHALLEY Yamaha - Fresh Fruit Ltd

IDEAL LAP TIME : 1:59.268 BEST LAP TIME : 1:59.560 DIFFERENCE : 0.292

LAP	SECTOR 1	SECTOR 2	LAP TIME	MPH	DIFF	TIME OF DAY
1 -		40.779	2:08.718	83.03	9.158	13:02:47.755
2 -	1:21.404	40.686	2:02.090 **(3)**	87.54	2.530	13:04:49.845
3 -	1:21.422	41.125	2:02.547	87.21	2.987	13:06:52.392
4 -	***1:19.428***	40.132	***1:59.560*** **(1)**	***89.39***		***13:08:51.952***
5 -	1:20.229	***39.840***	2:00.069 **(2)**	89.01	0.509	13:10:52.021

P3 94 1000 Justin BONE Kawasaki - APARK & HOOBS ROOFING

IDEAL LAP TIME : 2:00.068 BEST LAP TIME : 2:00.447 DIFFERENCE : 0.379

LAP	SECTOR 1	SECTOR 2	LAP TIME	MPH	DIFF	TIME OF DAY
1 -		40.660	2:08.651	83.07	8.204	13:02:47.688
2 -	1:21.453	41.007	2:02.460 **(3)**	87.27	2.013	13:04:50.148
3 -	1:21.390	41.242	2:02.632	87.15	2.185	13:06:52.780
4 -	1:20.827	***39.984***	2:00.811 **(2)**	88.46	0.364	13:08:53.591
5 -	***1:20.084***	40.363	***2:00.447*** **(1)**	***88.73***		***13:10:54.038***

P4 15 1000 Mariusz SIEMIENIUK-JUZWIUK Honda - BELMONT AUTO SERVICE

IDEAL LAP TIME : 2:00.593 BEST LAP TIME : 2:00.702 DIFFERENCE : 0.109

LAP	SECTOR 1	SECTOR 2	LAP TIME	MPH	DIFF	TIME OF DAY
1 -		40.926	2:08.296	83.30	7.594	13:02:47.333
2 -	1:21.707	40.469	2:02.176 **(3)**	87.48	1.474	13:04:49.509
3 -	1:21.664	41.067	2:02.731	87.08	2.029	13:06:52.240
4 -	1:20.856	***40.299***	2:01.155 **(2)**	88.21	0.453	13:08:53.395
5 -	***1:20.294***	40.408	***2:00.702*** **(1)**	***88.54***		***13:10:54.097***

P5 33 1000 Rafal GRZEDA Suzuki -

IDEAL LAP TIME : 2:00.006 BEST LAP TIME : 2:00.288 DIFFERENCE : 0.282

LAP	SECTOR 1	SECTOR 2	LAP TIME	MPH	DIFF	TIME OF DAY
1 -		41.150	2:07.729	83.67	7.441	13:02:46.766
2 -	1:22.042	40.559	2:02.601 **(3)**	87.17	2.313	13:04:49.367
3 -	1:22.051	41.535	2:03.586	86.48	3.298	13:06:52.953
4 -	1:21.278	***39.797***	2:01.075 **(2)**	88.27	0.787	13:08:54.028
5 -	***1:20.209***	40.079	***2:00.288*** **(1)**	***88.85***		***13:10:54.316***

P6 21 1000 James CHORLTON Kawasaki - We fight any claim

IDEAL LAP TIME : 2:01.897 BEST LAP TIME : 2:02.504 DIFFERENCE : 0.607

LAP	SECTOR 1	SECTOR 2	LAP TIME	MPH	DIFF	TIME OF DAY
1 -		41.317	2:07.492	83.83	4.988	13:02:46.529
2 -	1:21.713	***40.791***	***2:02.504*** **(1)**	***87.24***		***13:04:49.033***
3 -	1:21.668	41.930	2:03.598	86.47	1.094	13:06:52.631
4 -	1:21.944	41.517	2:03.461 **(3)**	86.57	0.957	13:08:56.092
5 -	***1:21.106***	41.586	2:02.692 **(2)**	87.11	0.188	13:10:58.784

P7 30 1000 Rikus BRUWER Kawasaki -

IDEAL LAP TIME : 2:04.585 BEST LAP TIME : 2:04.585 DIFFERENCE : 0.000

LAP	SECTOR 1	SECTOR 2	LAP TIME	MPH	DIFF	TIME OF DAY

Weather / Track : Cloudy / Dry

Snetterton
Circuit Length = 2.9689 miles
Start: 13:00 Flag 13:10 End: 13:13

BMCRC - MRO Championships 2016 - Rnd 4 @ Snetterton 300

BMCRC Rookie 1000

RACE 5 - SECTOR ANALYSIS

SECTOR 1 = FL to I1, SECTOR 2 = I1 to FL, DIFF = Difference To Personal Best Lap

1 -		42.449	2:13.857		79.84	9.272	13:02:52.894
2 -	1:24.409	43.224	2:07.633		83.74	3.048	13:05:00.527
3 -	1:23.813	41.724	2:05.537	(3)	85.13	0.952	13:07:06.064
4 -	1:23.366	41.627	2:04.993	(2)	85.50	0.408	13:09:11.057
5 -	***1:23.072***	***41.513***	***2:04.585***	**(1)**	***85.78***		***13:11:15.642***

P8 10 1000 Alex PENRICE Suzuki - AP Motorcycles

IDEAL LAP TIME : 2:04.204 BEST LAP TIME : 2:04.204 DIFFERENCE : 0.000

LAP	SECTOR 1	SECTOR 2	LAP TIME		MPH	DIFF	TIME OF DAY
1 -		42.429	2:14.739		79.32	10.535	13:02:53.776
2 -	1:24.289	42.348	2:06.637		84.39	2.433	13:05:00.413
3 -	1:24.128	42.095	2:06.223	(3)	84.67	2.019	13:07:06.636
4 -	1:23.535	41.575	2:05.110	(2)	85.42	0.906	13:09:11.746
5 -	***1:22.652***	***41.552***	***2:04.204***	**(1)**	***86.05***		***13:11:15.950***

P9 57 1000 Justin McCORMACK Kawasaki - Team JMR

IDEAL LAP TIME : 2:07.401 BEST LAP TIME : 2:07.401 DIFFERENCE : 0.000

LAP	SECTOR 1	SECTOR 2	LAP TIME		MPH	DIFF	TIME OF DAY
1 -		43.061	2:16.977		78.02	9.576	13:02:56.014
2 -	1:25.688	42.966	2:08.654	(2)	83.07	1.253	13:05:04.668
3 -	1:25.908	42.927	2:08.835		82.95	1.434	13:07:13.503
4 -	1:25.635	43.121	2:08.756	(3)	83.01	1.355	13:09:22.259
5 -	***1:25.223***	***42.178***	***2:07.401***	**(1)**	***83.89***		***13:11:29.660***

P10 121 1000 Dan TINSLEY Yamaha -

IDEAL LAP TIME : 2:07.625 BEST LAP TIME : 2:07.634 DIFFERENCE : 0.009

LAP	SECTOR 1	SECTOR 2	LAP TIME		MPH	DIFF	TIME OF DAY
1 -		43.082	2:17.699		77.61	10.065	13:02:56.736
2 -	1:25.935	43.289	2:09.224		82.70	1.590	13:05:05.960
3 -	1:25.360	***42.917***	2:08.277	(2)	83.32	0.643	13:07:14.237
4 -	1:25.475	43.057	2:08.532	(3)	83.15	0.898	13:09:22.769
5 -	***1:24.708***	42.926	***2:07.634***	**(1)**	***83.74***		***13:11:30.403***

P11 100 1000 Keith STEAD Honda - Kestead

IDEAL LAP TIME : 2:07.485 BEST LAP TIME : 2:07.485 DIFFERENCE : 0.000

LAP	SECTOR 1	SECTOR 2	LAP TIME		MPH	DIFF	TIME OF DAY
1 -		43.576	2:15.421		78.92	7.936	13:02:54.458
2 -	1:26.101	43.133	2:09.234	(2)	82.70	1.749	13:05:03.692
3 -	1:26.065	43.985	2:10.050		82.18	2.565	13:07:13.742
4 -	1:26.321	43.120	2:09.441	(3)	82.57	1.956	13:09:23.183
5 -	***1:24.711***	***42.774***	***2:07.485***	**(1)**	***83.83***		***13:11:30.668***

P12 16 1000 Paul CROWSON Suzuki -

IDEAL LAP TIME : 2:08.003 BEST LAP TIME : 2:08.343 DIFFERENCE : 0.340

LAP	SECTOR 1	SECTOR 2	LAP TIME		MPH	DIFF	TIME OF DAY
1 -		44.372	2:20.140		76.26	11.797	13:02:59.177
2 -	1:25.327	43.153	2:08.480	(2)	83.18	0.137	13:05:07.657
3 -	***1:25.234***	43.313	2:08.547		83.14	0.204	13:07:16.204
4 -	1:25.369	43.120	2:08.489	(3)	83.18	0.146	13:09:24.693
5 -	1:25.574	***42.769***	***2:08.343***	**(1)**	***83.27***		***13:11:33.036***

P13 137 1000 Alun JOYCE Honda - the fitness factory

IDEAL LAP TIME : 2:08.290 BEST LAP TIME : 2:08.614 DIFFERENCE : 0.324

LAP	SECTOR 1	SECTOR 2	LAP TIME		MPH	DIFF	TIME OF DAY
1 -		43.391	2:17.232		77.88	8.618	13:02:56.269
2 -	1:27.021	43.200	2:10.221		82.07	1.607	13:05:06.490
3 -	1:26.002	43.357	2:09.359	(3)	82.62	0.745	13:07:15.849
4 -	1:26.250	***42.978***	2:09.228	(2)	82.70	0.614	13:09:25.077

Weather / Track : Cloudy / Dry

Snetterton
Circuit Length = 2.9689 miles
Start: 13:00 Flag 13:10 End: 13:13

BMCRC - MRO Championships 2016 - Rnd 4 @ Snetterton 300

BMCRC Rookie 1000

RACE 5 - SECTOR ANALYSIS

SECTOR 1 = FL to I1, SECTOR 2 = I1 to FL, DIFF = Difference To Personal Best Lap

5 -	***1:25.312***	43.302	***2:08.614***	***(1)***	***83.10***	***13:11:33.691***

P14 2 1000 David ADAMS Yamaha - Cambridge Transformers Ltd

IDEAL LAP TIME : 2:07.547 BEST LAP TIME : 2:08.065 DIFFERENCE : 0.518

LAP	SECTOR 1	SECTOR 2	LAP TIME		MPH	DIFF	TIME OF DAY
1 -		43.593	2:19.202		76.78	11.137	13:02:58.239
2 -	1:25.602	43.291	2:08.893	**(2)**	82.92	0.828	13:05:07.132
3 -	1:26.395	***42.935***	2:09.330	**(3)**	82.64	1.265	13:07:16.462
4 -	1:26.368	43.886	2:10.254		82.05	2.189	13:09:26.716
5 -	***1:24.612***	43.453	***2:08.065***	***(1)***	***83.45***		***13:11:34.781***

P15 41 1000 Steven YOUNG Honda - WDE Recruitment

IDEAL LAP TIME : 2:06.961 BEST LAP TIME : 2:07.449 DIFFERENCE : 0.488

LAP	SECTOR 1	SECTOR 2	LAP TIME		MPH	DIFF	TIME OF DAY
1 -		43.999	2:19.726		76.49	12.277	13:02:58.763
2 -	1:24.920	43.922	2:08.842	**(2)**	82.95	1.393	13:05:07.605
3 -	1:27.264	***43.716***	2:10.980		81.60	3.531	13:07:18.585
4 -	1:24.153	46.654	2:10.807	**(3)**	81.70	3.358	13:09:29.392
5 -	***1:23.245***	44.204	***2:07.449***	***(1)***	***83.86***		***13:11:36.841***

P16 28 1000 Andrew HARRISON Honda - Leiston press

IDEAL LAP TIME : 2:09.838 BEST LAP TIME : 2:10.617 DIFFERENCE : 0.779

LAP	SECTOR 1	SECTOR 2	LAP TIME		MPH	DIFF	TIME OF DAY
1 -		***43.524***	2:18.657		77.08	8.040	13:02:57.694
2 -	1:26.852	44.308	2:11.160	**(2)**	81.48	0.543	13:05:08.854
3 -	1:28.803	44.748	2:13.551		80.02	2.934	13:07:22.405
4 -	1:27.800	44.987	2:12.787	**(3)**	80.49	2.170	13:09:35.192
5 -	***1:26.314***	44.303	***2:10.617***	***(1)***	***81.82***		***13:11:45.809***

P17 56 1000 Michael STONE Honda -

IDEAL LAP TIME : 2:10.556 BEST LAP TIME : 2:10.556 DIFFERENCE : 0.000

LAP	SECTOR 1	SECTOR 2	LAP TIME		MPH	DIFF	TIME OF DAY
1 -		44.793	2:22.469		75.02	11.913	13:03:01.506
2 -	1:27.416	44.239	2:11.655	**(3)**	81.18	1.099	13:05:13.161
3 -	1:27.583	44.197	2:11.780		81.10	1.224	13:07:24.941
4 -	1:27.222	44.145	2:11.367	**(2)**	81.36	0.811	13:09:36.308
5 -	***1:26.552***	***44.004***	***2:10.556***	***(1)***	***81.86***		***13:11:46.864***

P18 87 1000 Kristian ZAREV Ducati -

IDEAL LAP TIME : 2:13.971 BEST LAP TIME : 2:13.971 DIFFERENCE : 0.000

LAP	SECTOR 1	SECTOR 2	LAP TIME		MPH	DIFF	TIME OF DAY
1 -		45.881	2:24.060		74.19	10.089	13:03:03.097
2 -	1:28.566	46.149	2:14.715	**(3)**	79.33	0.744	13:05:17.812
3 -	***1:28.506***	***45.465***	***2:13.971***	***(1)***	***79.77***		***13:07:31.783***
4 -	1:28.935	45.529	2:14.464	**(2)**	79.48	0.493	13:09:46.247
5 -	1:29.097	46.344	2:15.441		78.91	1.470	13:12:01.688

P19 171 1000 Daniel GIBBS Suzuki - Thomas Racing

IDEAL LAP TIME : 2:14.978 BEST LAP TIME : 2:14.978 DIFFERENCE : 0.000

LAP	SECTOR 1	SECTOR 2	LAP TIME		MPH	DIFF	TIME OF DAY
1 -		47.313	2:28.245		72.09	13.267	13:03:07.282
2 -	1:30.421	46.155	2:16.576	**(2)**	78.25	1.598	13:05:23.858
3 -	1:30.239	47.226	2:17.465		77.75	2.487	13:07:41.323
4 -	1:30.311	46.664	2:16.975	**(3)**	78.02	1.997	13:09:58.298
5 -	***1:28.983***	***45.995***	***2:14.978***	***(1)***	***79.18***		***13:12:13.276***

Weather / Track : Cloudy / Dry

Snetterton
Circuit Length = 2.9689 miles
Start: 13:00 Flag 13:10 End: 13:13

BMCRC - MRO Championships 2016 - Rnd 4 @ Snetterton 300

BMCRC Rookie 1000

RACE 5 - SECTOR ANALYSIS

SECTOR 1 = FL to I1, SECTOR 2 = I1 to FL, DIFF = Difference To Personal Best Lap

P20 46 1000 Adrian DRAPER Suzuki - droopy racing uk

IDEAL LAP TIME : 2:14.419 BEST LAP TIME : 2:14.419 DIFFERENCE : 0.000

LAP	SECTOR 1	SECTOR 2	LAP TIME	MPH	DIFF	TIME OF DAY
1 -		46.469	2:27.173	72.62	12.754	13:03:06.210
2 -	1:31.167	46.169	2:17.336 **(2)**	77.82	2.917	13:05:23.546
3 -	1:32.141	46.142	2:18.283	77.29	3.864	13:07:41.829
4 -	1:31.042	46.407	2:17.449 **(3)**	77.76	3.030	13:09:59.278
5 -	***1:29.205***	***45.214***	***2:14.419*** **(1)**	***79.51***		***13:12:13.697***

P21 66 1000 Paul GILBERT Suzuki -

IDEAL LAP TIME : 2:17.761 BEST LAP TIME : 2:17.837 DIFFERENCE : 0.076

LAP	SECTOR 1	SECTOR 2	LAP TIME	MPH	DIFF	TIME OF DAY
1 -		48.275	2:30.561	70.98	12.724	13:03:09.598
2 -	1:33.408	47.545	2:20.953	75.82	3.116	13:05:30.551
3 -	1:32.955	47.496	2:20.451 **(3)**	76.09	2.614	13:07:51.002
4 -	1:32.260	***46.631***	2:18.891 **(2)**	76.95	1.054	13:10:09.893
5 -	***1:31.130***	46.707	***2:17.837*** **(1)**	***77.54***		***13:12:27.730***

P22 55 1000 Michael LAURENSON Ducati -

IDEAL LAP TIME : 2:23.845 BEST LAP TIME : 2:23.845 DIFFERENCE : 0.000

LAP	SECTOR 1	SECTOR 2	LAP TIME	MPH	DIFF	TIME OF DAY
1 -		49.778	2:37.270	67.96	13.425	13:03:16.307
2 -	1:36.098	48.577	2:24.675 **(2)**	73.87	0.830	13:05:40.982
3 -	***1:35.439***	***48.406***	***2:23.845*** **(1)**	***74.30***		***13:08:04.827***
4 -	1:36.467	49.113	2:25.580 **(3)**	73.41	1.735	13:10:30.407
5 -	1:38.482	49.659	2:28.141	72.14	4.296	13:12:58.548

P23 111 1000 Lindsey FAIRFIELD Ducati - FBP Corse

IDEAL LAP TIME : 2:26.949 BEST LAP TIME : 2:26.949 DIFFERENCE : 0.000

LAP	SECTOR 1	SECTOR 2	LAP TIME	MPH	DIFF	TIME OF DAY
1 -		50.133	2:36.817	68.15	9.868	13:03:15.854
2 -	***1:37.669***	***49.280***	***2:26.949*** **(1)**	***72.73***		***13:05:42.803***
3 -	1:38.082	50.299	2:28.381 **(2)**	72.03	1.432	13:08:11.184
4 -	1:38.204	50.610	2:28.814 **(3)**	71.82	1.865	13:10:39.998
5 -	1:39.204	51.126	2:30.330	71.09	3.381	13:13:10.328

Weather / Track : Cloudy / Dry

Snetterton
Circuit Length = 2.9689 miles
Start: 13:00 Flag 13:10 End: 13:13

BMCRC - MRO Championships 2016 - Rnd 4 @ Snetterton 300

BMCRC Rookie 1000

RACE 5 - BEST SECTORS

SECTOR 1				SECTOR 2			IDEAL / BEST COMPARISON					
POS	NO	NAME	TIME	NO	NAME	TIME	POS	NO	NAME	IDEAL	BEST	DIFF
									PERFECT LAP	1:59.225		
1	11	WHALLEY	**1:19.428**	33	GRZEDA	**39.797**	1	11	WHALLEY	1:59.268	1:59.560	0.292
2	5	O'DONOVAN	**1:20.052**	11	WHALLEY	**39.840**	2	33	GRZEDA	2:00.006	2:00.288	0.282
3	94	BONE	**1:20.084**	94	BONE	**39.984**	3	94	BONE	2:00.068	2:00.447	0.379
4	33	GRZEDA	**1:20.209**	5	O'DONOVAN	**40.229**	4	5	O'DONOVAN	2:00.281	2:00.281	0.000
5	15	SIEMIENIUK-JUZWIUK	**1:20.294**	15	SIEMIENIUK-JUZWIUK	**40.299**	5	15	SIEMIENIUK-JUZWIU	2:00.593	2:00.702	0.109
6	21	CHORLTON	**1:21.106**	21	CHORLTON	**40.791**	6	21	CHORLTON	2:01.897	2:02.504	0.607
7	10	PENRICE	**1:22.652**	30	BRUWER	**41.513**	7	10	PENRICE	2:04.204	2:04.204	0.000
8	30	BRUWER	**1:23.072**	10	PENRICE	**41.552**	8	30	BRUWER	2:04.585	2:04.585	0.000
9	41	YOUNG	**1:23.245**	57	McCORMACK	**42.178**	9	41	YOUNG	2:06.961	2:07.449	0.488
10	2	ADAMS	**1:24.612**	16	CROWSON	**42.769**	10	57	McCORMACK	2:07.401	2:07.401	0.000
11	121	TINSLEY	**1:24.708**	100	STEAD	**42.774**	11	100	STEAD	2:07.485	2:07.485	0.000
12	100	STEAD	**1:24.711**	121	TINSLEY	**42.917**	12	2	ADAMS	2:07.547	2:08.065	0.518
13	57	McCORMACK	**1:25.223**	2	ADAMS	**42.935**	13	121	TINSLEY	2:07.625	2:07.634	0.009
14	16	CROWSON	**1:25.234**	137	JOYCE	**42.978**	14	16	CROWSON	2:08.003	2:08.343	0.340
15	137	JOYCE	**1:25.312**	28	HARRISON	**43.524**	15	137	JOYCE	2:08.290	2:08.614	0.324
16	28	HARRISON	**1:26.314**	41	YOUNG	**43.716**	16	28	HARRISON	2:09.838	2:10.617	0.779
17	56	STONE	**1:26.552**	56	STONE	**44.004**	17	56	STONE	2:10.556	2:10.556	0.000
18	87	ZAREV	**1:28.506**	46	DRAPER	**45.214**	18	87	ZAREV	2:13.971	2:13.971	0.000
19	171	GIBBS	**1:28.983**	87	ZAREV	**45.465**	19	46	DRAPER	2:14.419	2:14.419	0.000
20	46	DRAPER	**1:29.205**	171	GIBBS	**45.995**	20	171	GIBBS	2:14.978	2:14.978	0.000
21	66	GILBERT	**1:31.130**	66	GILBERT	**46.631**	21	66	GILBERT	2:17.761	2:17.837	0.076
22	55	LAURENSON	**1:35.439**	55	LAURENSON	**48.406**	22	55	LAURENSON	2:23.845	2:23.845	0.000
23	111	FAIRFIELD	**1:37.669**	111	FAIRFIELD	**49.280**	23	111	FAIRFIELD	2:26.949	2:26.949	0.000

Weather / Track : Cloudy / Dry

Snetterton
Circuit Length = 2.9689 miles
Start: 13:00 Flag 13:10 End: 13:13

Results can be found at www.tsl-timing.com

Printed - 13:13 Saturday, 28 May 2016

BMCRC - MRO Championships 2016 - Rnd 4 @ Snetterton 300

BMCRC Rookie 1000

RACE 15 - CLASSIFICATION

POS	NO	NAME	ENTRY	LAPS	TIME	GAP	DIFF	MPH	BEST	ON
1	5	**Kyle O'DONOVAN**	Yamaha -	5	10:10.887			87.47	**2:00.060**	2
2	15	**Mariusz SIEMIENIUK-JUZWIUK**	Honda - BELMONT AUTO SERVICE	5	10:16.024	**5.137**	5.137	86.75	**2:00.726**	5
3	94	**Justin BONE**	Kawasaki - APARK & HOOBS ROOFING	5	10:16.504	**5.617**	0.480	86.68	**2:01.542**	5
4	11	**Mick WHALLEY**	Yamaha - Fresh Fruit Ltd	5	10:16.638	**5.751**	0.134	86.66	**1:59.723**	5
5	33	**Rafal GRZEDA**	Suzuki -	5	10:18.080	**7.193**	1.442	86.46	**2:01.286**	5
6	21	**James CHORLTON**	Kawasaki - We fight any claim	5	10:20.666	**9.779**	2.586	86.10	**2:02.508**	4
7	30	**Rikus BRUWER**	Kawasaki -	5	10:31.703	**20.816**	11.037	84.59	**2:03.160**	5
8	10	**Alex PENRICE**	Suzuki - AP Motorcycles	5	10:36.593	**25.706**	4.890	83.94	**2:05.319**	5
9	121	**Dan TINSLEY**	Yamaha -	5	10:48.217	**37.330**	11.624	82.44	**2:06.692**	5
10	57	**Justin McCORMACK**	Kawasaki - Team JMR	5	10:48.406	**37.519**	0.189	82.41	**2:07.349**	5
11	100	**Keith STEAD**	Honda - Kestead	5	10:50.272	**39.385**	1.866	82.18	**2:06.788**	4
12	41	**Steven YOUNG**	Honda - WDE Recruitment	5	10:52.851	**41.964**	2.579	81.85	**2:07.048**	3
13	137	**Alun JOYCE**	Honda - the fitness factory	5	10:56.217	**45.330**	3.366	81.43	**2:09.135**	5
14	16	**Paul CROWSON**	Suzuki -	5	10:56.548	**45.661**	0.331	81.39	**2:08.841**	5
15	2	**David ADAMS**	Yamaha - Cambridge Transformers Ltd	5	10:58.230	**47.343**	1.682	81.18	**2:06.914**	5
16	28	**Andrew HARRISON**	Honda - Leiston press	5	11:12.143	**1:01.256**	13.913	79.50	**2:11.380**	4
17	56	**Michael STONE**	Honda -	5	11:17.028	**1:06.141**	4.885	78.93	**2:10.597**	5
18	66	**Paul GILBERT**	Suzuki -	5	11:38.229	**1:27.342**	21.201	76.53	**2:16.010**	5
19	171	**Daniel GIBBS**	Suzuki - Thomas Racing	5	11:39.017	**1:28.130**	0.788	76.45	**2:16.057**	5
20	87	**Kristian ZAREV**	Ducati -	5	11:39.571	**1:28.684**	0.554	76.39	**2:15.258**	5
21	46	**Adrian DRAPER**	Suzuki - droopy racing uk	5	11:40.073	**1:29.186**	0.502	76.33	**2:16.671**	5
22	111	**Lindsey FAIRFIELD**	Ducati - FBP Corse	4	10:09.826	**1 Lap**	1 Lap	70.10	**2:29.599**	4
23	55	**Michael LAURENSON**	Ducati -	4	10:10.209	**1 Lap**	0.383	70.06	**2:28.316**	4

FASTEST LAP

11	**Mick WHALLEY**	Yamaha - Fresh Fruit Ltd	5	1:59.723	89.27 mph	143.67 kph

90% of Race Speed = 78.72 mph

Snetterton
Circuit Length = 2.9689 miles
Start: 16:53 Flag 17:03 End: 17:05

Weather / Track : Cloudy / Dry

These results are provisional until the conclusion of any judicial and technical matters.

Clerk Of Course :		Timekeeper :

Results can be found at www.tsl-timing.com

Printed - 17:07 Saturday, 28 May 2016

BMCRC - MRO Championships 2016 - Rnd 4 @ Snetterton 300

BMCRC Rookie 1000

RACE 15 - LAP CHART

LAP 1		@ 16:55:33.546	LAP 2		@ 16:57:33.606	LAP 3		@ 16:59:34.707	LAP 4		@ 17:01:36.505	LAP 5		@ 17:03:39.655
NO	BEHIND	LAP TIME	NO	BEHIND	LAP TIME	NO	BEHIND	LAP TIME	NO	BEHIND	LAP TIME	NO	BEHIND	LAP TIME
5		2:04.778	**5**		2:00.060	**5**		2:01.101	**5**		2:01.798	**5**		2:03.150
21	2.388	2:07.166	**21**	4.891	2:02.563	**94**	6.015	2:01.862	**94**	7.225	2:03.008	**15**	5.137	2:00.726
94	3.206	2:07.984	**94**	5.254	2:02.108	**15**	7.031	2:01.525	**15**	7.561	2:02.328	**94**	5.617	2:01.542
11	3.282	2:08.060	**11**	5.515	2:02.293	**21**	8.257	2:04.467	**21**	8.967	2:02.508	**11**	5.751	1:59.723
33	3.667	2:08.445	**33**	6.232	2:02.625	**33**	8.933	2:03.802	**33**	9.057	2:01.922	**33**	7.193	2:01.286
15	4.321	2:09.099	**15**	6.607	2:02.346	**11**	9.469	2:05.055	**11**	9.178	2:01.507	**21**	9.779	2:03.962
10	6.914	2:11.692	**10**	13.185	2:06.331	**30**	18.776	2:05.263	**30**	20.806	2:03.828	**30**	20.816	2:03.160
30	8.259	2:13.037	**30**	14.614	2:06.415	**10**	19.141	2:07.057	**10**	23.537	2:06.194	**10**	25.706	2:05.319
57	9.056	2:13.834	**57**	18.559	2:09.563	**57**	25.663	2:08.205	**57**	33.320	2:09.455	**121**	37.330	2:06.692
137	12.071	2:16.849	**121**	21.393	2:08.888	**121**	27.643	2:07.351	**121**	33.788	2:07.943	**57**	37.519	2:07.349
100	12.127	2:16.905	**137**	22.591	2:10.580	**41**	29.486	2:07.048	**100**	35.520	2:06.788	**100**	39.385	2:07.015
121	12.565	2:17.343	**100**	22.861	2:10.794	**100**	30.530	2:08.770	**41**	37.052	2:09.364	**41**	41.964	2:08.062
41	13.997	2:18.775	**41**	23.539	2:09.602	**137**	31.684	2:10.194	**137**	39.345	2:09.459	**137**	45.330	2:09.135
16	14.788	2:19.566	**16**	23.777	2:09.049	**16**	31.969	2:09.293	**16**	39.970	2:09.799	**16**	45.661	2:08.841
28	16.788	2:21.566	**28**	30.516	2:13.788	**2**	37.567	2:07.903	**2**	43.579	2:07.810	**2**	47.343	2:06.914
2	21.897	2:26.675	**2**	30.765	2:08.928	**28**	42.312	2:12.897	**28**	51.894	2:11.380	**28**	1:01.256	2:12.512
66	22.170	2:26.948	**56**	37.582	2:14.865	**56**	48.761	2:12.280	**56**	58.694	2:11.731	**56**	1:06.141	2:10.597
56	22.777	2:27.555	**66**	40.383	2:18.273	**66**	58.124	2:18.842	**66**	1:14.482	2:18.156	**66**	1:27.342	2:16.010
87	23.672	2:28.450	**87**	41.121	2:17.509	**171**	59.173	2:18.198	**171**	1:15.223	2:17.848	**171**	1:28.130	2:16.057
171	23.808	2:28.586	**171**	42.076	2:18.328	**87**	59.302	2:19.282	**46**	1:15.665	2:17.340	**87**	1:28.684	2:15.258
46	24.346	2:29.124	**46**	42.513	2:18.227	**46**	1:00.123	2:18.711	**87**	1:16.576	2:19.072	**46**	1:29.186	2:16.671
111	34.567	2:39.345	**111**	1:05.556	2:31.049	**111**	1:34.288	2:29.833	**111**	2:02.089	2:29.599			
55	36.140	2:40.918	**55**	1:06.802	2:30.722	**55**	1:35.954	2:30.253	**55**	2:02.472	2:28.316			

Weather / Track : Cloudy / Dry

Snetterton
Circuit Length = 2.9689 miles
Start: 16:53 Flag 17:03 End: 17:05

Results can be found at www.tsl-timing.com

Printed - 17:08 Saturday, 28 May 2016

BMCRC - MRO Championships 2016 - Rnd 4 @ Snetterton 300

BMCRC Rookie 1000

RACE 15 - SECTOR ANALYSIS

SECTOR 1 = FL to I1, SECTOR 2 = I1 to FL, DIFF = Difference To Personal Best Lap

P1 5 1000 Kyle O'DONOVAN Yamaha -

IDEAL LAP TIME : 1:59.946 BEST LAP TIME : 2:00.060 DIFFERENCE : 0.114

LAP	SECTOR 1	SECTOR 2	LAP TIME	MPH	DIFF	TIME OF DAY
1 -		***40.481***	2:04.778	85.65	4.718	16:55:33.546
2 -	***1:19.465***	40.595	***2:00.060*** **(1)**	***89.02***		***16:57:33.606***
3 -	1:20.035	41.066	2:01.101 **(2)**	88.25	1.041	16:59:34.707
4 -	1:20.896	40.902	2:01.798 **(3)**	87.75	1.738	17:01:36.505
5 -	1:21.894	41.256	2:03.150	86.78	3.090	17:03:39.655

P2 15 1000 Mariusz SIEMIENIUK-JUZWIUK Honda - BELMONT AUTO SERVICE

IDEAL LAP TIME : 2:00.726 BEST LAP TIME : 2:00.726 DIFFERENCE : 0.000

LAP	SECTOR 1	SECTOR 2	LAP TIME	MPH	DIFF	TIME OF DAY
1 -		41.207	2:09.099	82.78	8.373	16:55:37.867
2 -	1:21.373	40.973	2:02.346	87.35	1.620	16:57:40.213
3 -	1:21.184	40.341	2:01.525 **(2)**	87.94	0.799	16:59:41.738
4 -	1:21.319	41.009	2:02.328 **(3)**	87.37	1.602	17:01:44.066
5 -	***1:20.516***	***40.210***	***2:00.726*** **(1)**	***88.53***		***17:03:44.792***

P3 94 1000 Justin BONE Kawasaki - APARK & HOOBS ROOFING

IDEAL LAP TIME : 2:01.417 BEST LAP TIME : 2:01.542 DIFFERENCE : 0.125

LAP	SECTOR 1	SECTOR 2	LAP TIME	MPH	DIFF	TIME OF DAY
1 -		40.602	2:07.984	83.51	6.442	16:55:36.752
2 -	***1:21.380***	40.728	2:02.108 **(3)**	87.52	0.566	16:57:38.860
3 -	1:21.566	40.296	2:01.862 **(2)**	87.70	0.320	16:59:40.722
4 -	1:22.295	40.713	2:03.008	86.88	1.466	17:01:43.730
5 -	1:21.505	***40.037***	***2:01.542*** **(1)**	***87.93***		***17:03:45.272***

P4 11 1000 Mick WHALLEY Yamaha - Fresh Fruit Ltd

IDEAL LAP TIME : 1:59.723 BEST LAP TIME : 1:59.723 DIFFERENCE : 0.000

LAP	SECTOR 1	SECTOR 2	LAP TIME	MPH	DIFF	TIME OF DAY
1 -		40.838	2:08.060	83.46	8.337	16:55:36.828
2 -	1:21.421	40.872	2:02.293 **(3)**	87.39	2.570	16:57:39.121
3 -	1:21.134	43.921	2:05.055	85.46	5.332	16:59:44.176
4 -	1:20.689	40.818	2:01.507 **(2)**	87.96	1.784	17:01:45.683
5 -	***1:20.112***	***39.611***	***1:59.723*** **(1)**	***89.27***		***17:03:45.406***

P5 33 1000 Rafal GRZEDA Suzuki -

IDEAL LAP TIME : 2:01.212 BEST LAP TIME : 2:01.286 DIFFERENCE : 0.074

LAP	SECTOR 1	SECTOR 2	LAP TIME	MPH	DIFF	TIME OF DAY
1 -		40.769	2:08.445	83.21	7.159	16:55:37.213
2 -	1:21.793	40.832	2:02.625 **(3)**	87.16	1.339	16:57:39.838
3 -	1:22.071	41.731	2:03.802	86.33	2.516	16:59:43.640
4 -	***1:21.056***	40.866	2:01.922 **(2)**	87.66	0.636	17:01:45.562
5 -	1:21.130	***40.156***	***2:01.286*** **(1)**	***88.12***		***17:03:46.848***

P6 21 1000 James CHORLTON Kawasaki - We fight any claim

IDEAL LAP TIME : 2:02.357 BEST LAP TIME : 2:02.508 DIFFERENCE : 0.151

LAP	SECTOR 1	SECTOR 2	LAP TIME	MPH	DIFF	TIME OF DAY
1 -		41.138	2:07.166	84.04	4.658	16:55:35.934
2 -	***1:21.359***	41.204	2:02.563 **(2)**	87.20	0.055	16:57:38.497
3 -	1:22.885	41.582	2:04.467	85.87	1.959	16:59:42.964
4 -	1:21.510	***40.998***	***2:02.508*** **(1)**	***87.24***		***17:01:45.472***
5 -	1:22.584	41.378	2:03.962 **(3)**	86.22	1.454	17:03:49.434

P7 30 1000 Rikus BRUWER Kawasaki -

IDEAL LAP TIME : 2:03.160 BEST LAP TIME : 2:03.160 DIFFERENCE : 0.000

LAP	SECTOR 1	SECTOR 2	LAP TIME	MPH	DIFF	TIME OF DAY

Weather / Track : Cloudy / Dry

Snetterton
Circuit Length = 2.9689 miles
Start: 16:53 Flag 17:03 End: 17:05

BMCRC - MRO Championships 2016 - Rnd 4 @ Snetterton 300

BMCRC Rookie 1000

RACE 15 - SECTOR ANALYSIS

SECTOR 1 = FL to I1, SECTOR 2 = I1 to FL, DIFF = Difference To Personal Best Lap

1 -		41.966	2:13.037		80.33	9.877	16:55:41.805
2 -	1:25.059	41.356	2:06.415		84.54	3.255	16:57:48.220
3 -	1:23.506	41.757	2:05.263	(3)	85.32	2.103	16:59:53.483
4 -	1:22.651	41.177	2:03.828	(2)	86.31	0.668	17:01:57.311
5 -	***1:22.001***	***41.159***	***2:03.160***	**(1)**	***86.78***		***17:04:00.471***

P8 10 1000 Alex PENRICE Suzuki - AP Motorcycles

IDEAL LAP TIME : 2:05.211 BEST LAP TIME : 2:05.319 DIFFERENCE : 0.108

LAP	SECTOR 1	SECTOR 2	LAP TIME		MPH	DIFF	TIME OF DAY
1 -		***41.672***	2:11.692		81.15	6.373	16:55:40.460
2 -	1:24.092	42.239	2:06.331	(3)	84.60	1.012	16:57:46.791
3 -	1:24.637	42.420	2:07.057		84.12	1.738	16:59:53.848
4 -	1:24.092	42.102	2:06.194	(2)	84.69	0.875	17:02:00.042
5 -	***1:23.539***	41.780	***2:05.319***	**(1)**	***85.28***		***17:04:05.361***

P9 121 1000 Dan TINSLEY Yamaha -

IDEAL LAP TIME : 2:06.692 BEST LAP TIME : 2:06.692 DIFFERENCE : 0.000

LAP	SECTOR 1	SECTOR 2	LAP TIME		MPH	DIFF	TIME OF DAY
1 -		42.846	2:17.343		77.81	10.651	16:55:46.111
2 -	1:25.958	42.930	2:08.888		82.92	2.196	16:57:54.999
3 -	1:24.854	42.497	2:07.351	(2)	83.92	0.659	17:00:02.350
4 -	1:24.782	43.161	2:07.943	(3)	83.53	1.251	17:02:10.293
5 -	***1:24.409***	***42.283***	***2:06.692***	**(1)**	***84.36***		***17:04:16.985***

P10 57 1000 Justin McCORMACK Kawasaki - Team JMR

IDEAL LAP TIME : 2:07.159 BEST LAP TIME : 2:07.349 DIFFERENCE : 0.190

LAP	SECTOR 1	SECTOR 2	LAP TIME		MPH	DIFF	TIME OF DAY
1 -		42.898	2:13.834		79.86	6.485	16:55:42.602
2 -	1:26.320	43.243	2:09.563		82.49	2.214	16:57:52.165
3 -	***1:25.214***	42.991	2:08.205	(2)	83.36	0.856	17:00:00.370
4 -	1:26.119	43.336	2:09.455	(3)	82.56	2.106	17:02:09.825
5 -	1:25.404	***41.945***	***2:07.349***	**(1)**	***83.92***		***17:04:17.174***

P11 100 1000 Keith STEAD Honda - Kestead

IDEAL LAP TIME : 2:06.658 BEST LAP TIME : 2:06.788 DIFFERENCE : 0.130

LAP	SECTOR 1	SECTOR 2	LAP TIME		MPH	DIFF	TIME OF DAY
1 -		43.846	2:16.905		78.06	10.117	16:55:45.673
2 -	1:27.441	43.353	2:10.794		81.71	4.006	16:57:56.467
3 -	1:26.133	42.637	2:08.770	(3)	83.00	1.982	17:00:05.237
4 -	***1:24.143***	42.645	***2:06.788***	**(1)**	***84.29***		***17:02:12.025***
5 -	1:24.500	***42.515***	2:07.015	(2)	84.14	0.227	17:04:19.040

P12 41 1000 Steven YOUNG Honda - WDE Recruitment

IDEAL LAP TIME : 2:06.902 BEST LAP TIME : 2:07.048 DIFFERENCE : 0.146

LAP	SECTOR 1	SECTOR 2	LAP TIME		MPH	DIFF	TIME OF DAY
1 -		43.868	2:18.775		77.01	11.727	16:55:47.543
2 -	1:25.922	43.680	2:09.602		82.46	2.554	16:57:57.145
3 -	1:24.271	***42.777***	***2:07.048***	**(1)**	***84.12***		***17:00:04.193***
4 -	1:25.305	44.059	2:09.364	(3)	82.62	2.316	17:02:13.557
5 -	***1:24.125***	43.937	2:08.062	(2)	83.46	1.014	17:04:21.619

P13 137 1000 Alun JOYCE Honda - the fitness factory

IDEAL LAP TIME : 2:09.135 BEST LAP TIME : 2:09.135 DIFFERENCE : 0.000

LAP	SECTOR 1	SECTOR 2	LAP TIME		MPH	DIFF	TIME OF DAY
1 -		43.859	2:16.849		78.10	7.714	16:55:45.617
2 -	1:27.357	43.223	2:10.580		81.85	1.445	16:57:56.197
3 -	1:26.451	43.743	2:10.194	(3)	82.09	1.059	17:00:06.391
4 -	1:26.107	43.352	2:09.459	(2)	82.55	0.324	17:02:15.850

Weather / Track : Cloudy / Dry

Snetterton
Circuit Length = 2.9689 miles
Start: 16:53 Flag 17:03 End: 17:05

BMCRC - MRO Championships 2016 - Rnd 4 @ Snetterton 300

BMCRC Rookie 1000

RACE 15 - SECTOR ANALYSIS

SECTOR 1 = FL to I1, SECTOR 2 = I1 to FL, DIFF = Difference To Personal Best Lap

5 -	***1:26.082***	***43.053***	***2:09.135***	***(1)***	***82.76***	***17:04:24.985***

P14 16 1000 Paul CROWSON Suzuki -

IDEAL LAP TIME : 2:08.503 BEST LAP TIME : 2:08.841 DIFFERENCE : 0.338

LAP	SECTOR 1	SECTOR 2	LAP TIME		MPH	DIFF	TIME OF DAY
1 -		44.866	2:19.566		76.58	10.725	16:55:48.334
2 -	1:26.099	***42.950***	2:09.049	**(2)**	82.82	0.208	16:57:57.383
3 -	***1:25.553***	43.740	2:09.293	**(3)**	82.66	0.452	17:00:06.676
4 -	1:26.493	43.306	2:09.799		82.34	0.958	17:02:16.475
5 -	1:25.623	43.218	***2:08.841***	***(1)***	***82.95***		***17:04:25.316***

P15 2 1000 David ADAMS Yamaha - Cambridge Transformers Ltd

IDEAL LAP TIME : 2:06.914 BEST LAP TIME : 2:06.914 DIFFERENCE : 0.000

LAP	SECTOR 1	SECTOR 2	LAP TIME		MPH	DIFF	TIME OF DAY
1 -		45.797	2:26.675		72.86	19.761	16:55:55.443
2 -	1:26.098	42.830	2:08.928		82.89	2.014	16:58:04.371
3 -	1:25.673	42.230	2:07.903	**(3)**	83.56	0.989	17:00:12.274
4 -	1:25.533	42.277	2:07.810	**(2)**	83.62	0.896	17:02:20.084
5 -	***1:25.086***	***41.828***	***2:06.914***	***(1)***	***84.21***		***17:04:26.998***

P16 28 1000 Andrew HARRISON Honda - Leiston press

IDEAL LAP TIME : 2:11.345 BEST LAP TIME : 2:11.380 DIFFERENCE : 0.035

LAP	SECTOR 1	SECTOR 2	LAP TIME		MPH	DIFF	TIME OF DAY
1 -		44.740	2:21.566		75.49	10.186	16:55:50.334
2 -	1:29.473	44.315	2:13.788		79.88	2.408	16:58:04.122
3 -	***1:27.738***	45.159	2:12.897	**(3)**	80.42	1.517	17:00:17.019
4 -	1:27.773	***43.607***	***2:11.380***	***(1)***	***81.35***		***17:02:28.399***
5 -	1:28.383	44.129	2:12.512	**(2)**	80.65	1.132	17:04:40.911

P17 56 1000 Michael STONE Honda -

IDEAL LAP TIME : 2:10.597 BEST LAP TIME : 2:10.597 DIFFERENCE : 0.000

LAP	SECTOR 1	SECTOR 2	LAP TIME		MPH	DIFF	TIME OF DAY
1 -		46.937	2:27.555		72.43	16.958	16:55:56.323
2 -	1:30.426	44.439	2:14.865		79.25	4.268	16:58:11.188
3 -	1:28.037	44.243	2:12.280	**(3)**	80.79	1.683	17:00:23.468
4 -	1:27.820	43.911	2:11.731	**(2)**	81.13	1.134	17:02:35.199
5 -	***1:26.769***	***43.828***	***2:10.597***	***(1)***	***81.84***		***17:04:45.796***

P18 66 1000 Paul GILBERT Suzuki -

IDEAL LAP TIME : 2:15.959 BEST LAP TIME : 2:16.010 DIFFERENCE : 0.051

LAP	SECTOR 1	SECTOR 2	LAP TIME		MPH	DIFF	TIME OF DAY
1 -		46.926	2:26.948		72.73	10.938	16:55:55.716
2 -	1:32.469	45.804	2:18.273	**(3)**	77.29	2.263	16:58:13.989
3 -	1:32.439	46.403	2:18.842		76.98	2.832	17:00:32.831
4 -	1:32.359	***45.797***	2:18.156	**(2)**	77.36	2.146	17:02:50.987
5 -	***1:30.162***	45.848	***2:16.010***	***(1)***	***78.58***		***17:05:06.997***

P19 171 1000 Daniel GIBBS Suzuki - Thomas Racing

IDEAL LAP TIME : 2:16.054 BEST LAP TIME : 2:16.057 DIFFERENCE : 0.003

LAP	SECTOR 1	SECTOR 2	LAP TIME		MPH	DIFF	TIME OF DAY
1 -		47.864	2:28.586		71.93	12.529	16:55:57.354
2 -	1:32.377	***45.951***	2:18.328		77.26	2.271	16:58:15.682
3 -	1:31.279	46.919	2:18.198	**(3)**	77.33	2.141	17:00:33.880
4 -	1:31.733	46.115	2:17.848	**(2)**	77.53	1.791	17:02:51.728
5 -	***1:30.103***	45.954	***2:16.057***	***(1)***	***78.55***		***17:05:07.785***

Snetterton
Circuit Length = 2.9689 miles
Start: 16:53 Flag 17:03 End: 17:05

Weather / Track : Cloudy / Dry

BMCRC - MRO Championships 2016 - Rnd 4 @ Snetterton 300

BMCRC Rookie 1000

RACE 15 - SECTOR ANALYSIS

SECTOR 1 = FL to I1, SECTOR 2 = I1 to FL, DIFF = Difference To Personal Best Lap

P20 87 1000 Kristian ZAREV Ducati -

IDEAL LAP TIME : 2:15.258 BEST LAP TIME : 2:15.258 DIFFERENCE : 0.000

LAP	SECTOR 1	SECTOR 2	LAP TIME	MPH	DIFF	TIME OF DAY
1 -		46.892	2:28.450	71.99	13.192	16:55:57.218
2 -	1:31.100	46.409	2:17.509 **(2)**	77.72	2.251	16:58:14.727
3 -	1:32.866	46.416	2:19.282	76.73	4.024	17:00:34.009
4 -	1:32.670	46.402	2:19.072 **(3)**	76.85	3.814	17:02:53.081
5 -	***1:29.879***	***45.379***	***2:15.258*** **(1)**	***79.01***		***17:05:08.339***

P21 46 1000 Adrian DRAPER Suzuki - droopy racing uk

IDEAL LAP TIME : 2:16.416 BEST LAP TIME : 2:16.671 DIFFERENCE : 0.255

LAP	SECTOR 1	SECTOR 2	LAP TIME	MPH	DIFF	TIME OF DAY
1 -		46.410	2:29.124	71.67	12.453	16:55:57.892
2 -	1:32.144	46.083	2:18.227 **(3)**	77.32	1.556	16:58:16.119
3 -	1:32.119	46.592	2:18.711	77.05	2.040	17:00:34.830
4 -	1:31.814	***45.526***	2:17.340 **(2)**	77.82	0.669	17:02:52.170
5 -	***1:30.890***	45.781	***2:16.671*** **(1)**	***78.20***		***17:05:08.841***

P22 111 1000 Lindsey FAIRFIELD Ducati - FBP Corse

IDEAL LAP TIME : 2:29.102 BEST LAP TIME : 2:29.599 DIFFERENCE : 0.497

LAP	SECTOR 1	SECTOR 2	LAP TIME	MPH	DIFF	TIME OF DAY
1 -		51.144	2:39.345	67.07	9.746	16:56:08.113
2 -	1:40.546	50.503	2:31.049 **(3)**	70.75	1.450	16:58:39.162
3 -	1:39.690	***50.143***	2:29.833 **(2)**	71.33	0.234	17:01:08.995
4 -	***1:38.959***	50.640	***2:29.599*** **(1)**	***71.44***		***17:03:38.594***

P23 55 1000 Michael LAURENSON Ducati -

IDEAL LAP TIME : 2:28.316 BEST LAP TIME : 2:28.316 DIFFERENCE : 0.000

LAP	SECTOR 1	SECTOR 2	LAP TIME	MPH	DIFF	TIME OF DAY
1 -		51.458	2:40.918	66.41	12.602	16:56:09.686
2 -	1:40.504	50.218	2:30.722 **(3)**	70.91	2.406	16:58:40.408
3 -	1:39.785	50.468	2:30.253 **(2)**	71.13	1.937	17:01:10.661
4 -	***1:38.697***	***49.619***	***2:28.316*** **(1)**	***72.06***		***17:03:38.977***

Weather / Track : Cloudy / Dry

Snetterton
Circuit Length = 2.9689 miles
Start: 16:53 Flag 17:03 End: 17:05

BMCRC - MRO Championships 2016 - Rnd 4 @ Snetterton 300

BMCRC Rookie 1000

RACE 15 - BEST SECTORS

SECTOR 1				SECTOR 2			IDEAL / BEST COMPARISON					
POS	NO	NAME	TIME	NO	NAME	TIME	POS	NO	NAME	IDEAL	BEST	DIFF
									PERFECT LAP	1:59.076		
1	5	O'DONOVAN	**1:19.465**	11	WHALLEY	**39.611**	1	11	WHALLEY	1:59.723	1:59.723	0.000
2	11	WHALLEY	**1:20.112**	94	BONE	**40.037**	2	5	O'DONOVAN	1:59.946	2:00.060	0.114
3	15	SIEMIENIUK-JUZWIUK	**1:20.516**	33	GRZEDA	**40.156**	3	15	SIEMIENIUK-JUZWIU	2:00.726	2:00.726	0.000
4	33	GRZEDA	**1:21.056**	15	SIEMIENIUK-JUZWIUK	**40.210**	4	33	GRZEDA	2:01.212	2:01.286	0.074
5	21	CHORLTON	**1:21.359**	5	O'DONOVAN	**40.481**	5	94	BONE	2:01.417	2:01.542	0.125
6	94	BONE	**1:21.380**	21	CHORLTON	**40.998**	6	21	CHORLTON	2:02.357	2:02.508	0.151
7	30	BRUWER	**1:22.001**	30	BRUWER	**41.159**	7	30	BRUWER	2:03.160	2:03.160	0.000
8	10	PENRICE	**1:23.539**	10	PENRICE	**41.672**	8	10	PENRICE	2:05.211	2:05.319	0.108
9	41	YOUNG	**1:24.125**	2	ADAMS	**41.828**	9	100	STEAD	2:06.658	2:06.788	0.130
10	100	STEAD	**1:24.143**	57	McCORMACK	**41.945**	10	121	TINSLEY	2:06.692	2:06.692	0.000
11	121	TINSLEY	**1:24.409**	121	TINSLEY	**42.283**	11	41	YOUNG	2:06.902	2:07.048	0.146
12	2	ADAMS	**1:25.086**	100	STEAD	**42.515**	12	2	ADAMS	2:06.914	2:06.914	0.000
13	57	McCORMACK	**1:25.214**	41	YOUNG	**42.777**	13	57	McCORMACK	2:07.159	2:07.349	0.190
14	16	CROWSON	**1:25.553**	16	CROWSON	**42.950**	14	16	CROWSON	2:08.503	2:08.841	0.338
15	137	JOYCE	**1:26.082**	137	JOYCE	**43.053**	15	137	JOYCE	2:09.135	2:09.135	0.000
16	56	STONE	**1:26.769**	28	HARRISON	**43.607**	16	56	STONE	2:10.597	2:10.597	0.000
17	28	HARRISON	**1:27.738**	56	STONE	**43.828**	17	28	HARRISON	2:11.345	2:11.380	0.035
18	87	ZAREV	**1:29.879**	87	ZAREV	**45.379**	18	87	ZAREV	2:15.258	2:15.258	0.000
19	171	GIBBS	**1:30.103**	46	DRAPER	**45.526**	19	66	GILBERT	2:15.959	2:16.010	0.051
20	66	GILBERT	**1:30.162**	66	GILBERT	**45.797**	20	171	GIBBS	2:16.054	2:16.057	0.003
21	46	DRAPER	**1:30.890**	171	GIBBS	**45.951**	21	46	DRAPER	2:16.416	2:16.671	0.255
22	55	LAURENSON	**1:38.697**	55	LAURENSON	**49.619**	22	55	LAURENSON	2:28.316	2:28.316	0.000
23	111	FAIRFIELD	**1:38.959**	111	FAIRFIELD	**50.143**	23	111	FAIRFIELD	2:29.102	2:29.599	0.497

Weather / Track : Cloudy / Dry

Snetterton
Circuit Length = 2.9689 miles
Start: 16:53 Flag 17:03 End: 17:05

Results can be found at www.tsl-timing.com

Printed - 17:07 Saturday, 28 May 2016

BMCRC - MRO Championships 2016 - Rnd 4 @ Snetterton 300

BMCRC Rookie 1000

RACE 5 - CLASSIFICATION - AMENDED

POS	NO	NAME	ENTRY	LAPS	TIME	GAP	DIFF	MPH	BEST	ON
1	5	**Kyle O'DONOVAN**	Yamaha -	**4**	8:02.899			88.53	**1:58.610**	3
2	15	**Mariusz SIEMIENIUK-JUZWIUK**	Honda - BELMONT AUTO SERVICE	**4**	8:06.239	**3.340**	3.340	87.92	**1:59.060**	4
3	33	**Rafal GRZEDA**	Suzuki -	**4**	8:07.686	**4.787**	1.447	87.66	**1:59.367**	3
4	94	**Justin BONE**	Kawasaki - APARK & HOOBS ROOFING	**4**	8:10.838	**7.939**	3.152	87.10	**2:00.471**	3
5	11	**Mick WHALLEY**	Yamaha - Fresh Fruit Ltd	**4**	8:18.978	**16.079**	8.140	85.67	**2:02.700**	4
6	30	**Rikus BRUWER**	Kawasaki -	**3**	6:23.931	**1 Lap**	1 Lap	83.51	**2:05.112**	3
7	10	**Alex PENRICE**	Suzuki - AP Motorcycles	**3**	6:26.256	**1 Lap**	2.325	83.01	**2:06.052**	3
8	21 *	**James CHORLTON**	Kawasaki - We fight any claim	**3**	6:27.462	**1 Lap**	1.206	82.75	**2:04.326**	3
9	100	**Keith STEAD**	Honda - Kestead	**3**	6:27.509	**1 Lap**	0.047	82.74	**2:06.689**	3
10	28	**Andrew HARRISON**	Honda - Leiston press	**3**	6:33.948	**1 Lap**	6.439	81.39	**2:08.370**	3
11	2	**David ADAMS**	Yamaha - Cambridge Transformers Ltd	**3**	6:34.134	**1 Lap**	0.186	81.35	**2:06.407**	3
12	121	**Dan TINSLEY**	Yamaha -	**3**	6:34.276	**1 Lap**	0.142	81.32	**2:08.114**	3
13	137	**Alun JOYCE**	Honda - the fitness factory	**3**	6:35.912	**1 Lap**	1.636	80.98	**2:08.752**	3
14	16	**Paul CROWSON**	Suzuki -	**3**	6:36.870	**1 Lap**	0.958	80.79	**2:08.661**	3
15	56	**Michael STONE**	Honda -	**3**	6:46.641	**1 Lap**	9.771	78.85	**2:11.317**	3
16	66	**Paul GILBERT**	Suzuki -	**3**	7:01.860	**1 Lap**	15.219	76.00	**2:15.075**	2
17	171	**Daniel GIBBS**	Suzuki - Thomas Racing	**3**	7:02.839	**1 Lap**	0.979	75.83	**2:17.241**	2
18	46	**Adrian DRAPER**	Suzuki - droopy racing uk	**3**	7:03.721	**1 Lap**	0.882	75.67	**2:16.798**	2
			NOT CLASSIFIED							
DNF	57	**Justin McCORMACK**	Kawasaki - Team JMR	**3**	6:25.963	**1 Lap**		83.07	**2:05.667**	3
DNF	41	**Steven YOUNG**	Honda - WDE Recruitment	**3**	6:38.625	**1 Lap**	12.662	80.43	**2:08.239**	2
DNF	87	**Kristian ZAREV**	Ducati -	**3**	6:48.663	**1 Lap**	10.038	78.46	**2:12.001**	3
DNF	108	**Petr BAUER**	Suzuki -	**2**	4:39.348	**2 Laps**	1 Lap	76.52	**2:12.507**	2
DNF	55	**Michael LAURENSON**	Ducati -	**2**	5:12.470	**2 Laps**	33.122	68.41	**2:35.132**	1
DNF	111	**Lindsey FAIRFIELD**	Ducati - FBP Corse	**0**						
			FASTEST LAP							
	5	**Kyle O'DONOVAN**	Yamaha -	**3**	1:58.610		90.11 mph		145.01 kph	

*** No. 21 - 10 second penalty - jump start**
Race stopped
Result Amended - No. 57 not classified as not running at the time of the red flag
90% of Race Speed = 79.67 mph

Snetterton
Circuit Length = 2.9689 miles
Start: 11:21 Flag 11:29 End: 11:35

Weather / Track : Cloudy / Dry
These results are provisional until the conclusion of any judicial and technical matters.

Clerk Of Course :		Timekeeper :

Results can be found at www.tsl-timing.com

Printed - 12:23 Sunday, 29 May 2016

BMCRC - MRO Championships 2016 - Rnd 4 @ Snetterton 300

BMCRC Rookie 1000

RACE 5 - LAP CHART

LAP 1		@ 11:24:01.351
NO	BEHIND	LAP TIME
5		2:06.227
15	1.065	2:07.292
94	1.579	2:07.806
33	2.026	2:08.253
21	2.118	2:08.345
11	3.654	2:09.881
100	5.903	2:12.130
30	6.574	2:12.801
10	6.882	2:13.109
57	7.605	2:13.832
28	9.826	2:16.053
137	11.095	2:17.322
121	11.315	2:17.542
16	12.150	2:18.377
2	12.265	2:18.492
41	15.308	2:21.535
56	17.172	2:23.399
87	17.898	2:24.125
108	20.614	2:26.841
171	20.964	2:27.191
66	21.371	2:27.598
46	22.506	2:28.733
55	28.905	2:35.132

LAP 2		@ 11:25:59.977
NO	BEHIND	LAP TIME
5		1:58.626
15	2.974	2:00.535
33	3.946	2:00.546
94	4.521	2:01.568
21	8.283	2:04.791
11	8.630	2:03.602
30	13.966	2:06.018
10	15.351	2:07.095
57	15.443	2:06.464
100	15.967	2:08.690
28	20.725	2:09.525
121	21.309	2:08.620
137	22.307	2:09.838
2	22.874	2:09.235
16	23.356	2:09.832
41	24.921	2:08.239
56	30.471	2:11.925
87	31.809	2:12.537
108	34.495	2:12.507
66	37.820	2:15.075
171	39.579	2:17.241
46	40.678	2:16.798
55	1:07.617	2:37.338

LAP 3		@ 11:27:58.587
NO	BEHIND	LAP TIME
5		1:58.610
15	3.716	1:59.352
33	4.703	1:59.367
94	6.382	2:00.471
11	12.815	2:02.795
21	13.999	2:04.326
30	20.468	2:05.112
57	22.500	2:05.667
10	22.793	2:06.052
100	24.046	2:06.689
28	30.485	2:08.370
2	30.671	2:06.407
121	30.813	2:08.114
137	32.449	2:08.752
16	33.407	2:08.661
41	35.162	2:08.851
56	43.178	2:11.317
87	45.200	2:12.001
66	58.397	2:19.187
171	59.376	2:18.407
46	1:00.258	2:18.190

LAP 4		@ 11:29:58.023
NO	BEHIND	LAP TIME
5		1:59.436
15	3.340	1:59.060
33	4.787	1:59.520
94	7.939	2:00.993
11	16.079	2:02.700

Weather / Track : Cloudy / Dry

Snetterton
Circuit Length = 2.9689 miles
Start: 11:21 Flag 11:29 End: 11:35

Results can be found at www.tsl-timing.com

Printed - 11:40 Sunday, 29 May 2016

BMCRC - MRO Championships 2016 - Rnd 4 @ Snetterton 300

BMCRC Rookie 1000

RACE 5 - SECTOR ANALYSIS

SECTOR 1 = FL to I1, SECTOR 2 = I1 to FL, DIFF = Difference To Personal Best Lap

P1 5 1000 Kyle O'DONOVAN Yamaha -

IDEAL LAP TIME : 1:58.153 BEST LAP TIME : 1:58.610 DIFFERENCE : 0.457

LAP	SECTOR 1	SECTOR 2	LAP TIME	MPH	DIFF	TIME OF DAY
1 -		***39.524***	2:06.227	84.67	7.617	11:24:01.351
2 -	***1:18.629***	39.997	1:58.626 **(2)**	90.09	0.016	11:25:59.977
3 -	1:18.814	39.796	***1:58.610*** **(1)**	***90.11***		***11:27:58.587***
4 -	1:19.377	40.059	1:59.436 **(3)**	89.48	0.826	11:29:58.023

P2 15 1000 Mariusz SIEMIENIUK-JUZWIUK Honda - BELMONT AUTO SERVICE

IDEAL LAP TIME : 1:59.060 BEST LAP TIME : 1:59.060 DIFFERENCE : 0.000

LAP	SECTOR 1	SECTOR 2	LAP TIME	MPH	DIFF	TIME OF DAY
1 -		40.478	2:07.292	83.96	8.232	11:24:02.416
2 -	1:20.477	40.058	2:00.535 **(3)**	88.67	1.475	11:26:02.951
3 -	1:19.522	39.830	1:59.352 **(2)**	89.55	0.292	11:28:02.303
4 -	***1:19.466***	***39.594***	***1:59.060*** **(1)**	***89.77***		***11:30:01.363***

P3 33 1000 Rafal GRZEDA Suzuki -

IDEAL LAP TIME : 1:59.180 BEST LAP TIME : 1:59.367 DIFFERENCE : 0.187

LAP	SECTOR 1	SECTOR 2	LAP TIME	MPH	DIFF	TIME OF DAY
1 -		40.566	2:08.253	83.33	8.886	11:24:03.377
2 -	1:20.740	39.806	2:00.546 **(3)**	88.66	1.179	11:26:03.923
3 -	***1:19.676***	39.691	***1:59.367*** **(1)**	***89.53***		***11:28:03.290***
4 -	1:20.016	***39.504***	1:59.520 **(2)**	89.42	0.153	11:30:02.810

P4 94 1000 Justin BONE Kawasaki - APARK & HOOBS ROOFING

IDEAL LAP TIME : 2:00.287 BEST LAP TIME : 2:00.471 DIFFERENCE : 0.184

LAP	SECTOR 1	SECTOR 2	LAP TIME	MPH	DIFF	TIME OF DAY
1 -		40.393	2:07.806	83.62	7.335	11:24:02.930
2 -	1:21.660	***39.908***	2:01.568 **(3)**	87.91	1.097	11:26:04.498
3 -	***1:20.379***	40.092	***2:00.471*** **(1)**	***88.71***		***11:28:04.969***
4 -	1:20.717	40.276	2:00.993 **(2)**	88.33	0.522	11:30:05.962

P5 11 1000 Mick WHALLEY Yamaha - Fresh Fruit Ltd

IDEAL LAP TIME : 2:02.408 BEST LAP TIME : 2:02.700 DIFFERENCE : 0.292

LAP	SECTOR 1	SECTOR 2	LAP TIME	MPH	DIFF	TIME OF DAY
1 -		41.695	2:09.881	82.29	7.181	11:24:05.005
2 -	1:22.189	41.413	2:03.602 **(3)**	86.47	0.902	11:26:08.607
3 -	***1:21.523***	41.272	2:02.795 **(2)**	87.04	0.095	11:28:11.402
4 -	1:21.815	***40.885***	***2:02.700*** **(1)**	***87.10***		***11:30:14.102***

P6 30 1000 Rikus BRUWER Kawasaki -

IDEAL LAP TIME : 2:05.112 BEST LAP TIME : 2:05.112 DIFFERENCE : 0.000

LAP	SECTOR 1	SECTOR 2	LAP TIME	MPH	DIFF	TIME OF DAY
1 -		42.454	2:12.801 **(3)**	80.48	7.689	11:24:07.925
2 -	1:23.920	42.098	2:06.018 **(2)**	84.81	0.906	11:26:13.943
3 -	***1:23.068***	***42.044***	***2:05.112*** **(1)**	***85.42***		***11:28:19.055***

P7 57 1000 Justin McCORMACK Kawasaki - Team JMR

IDEAL LAP TIME : 2:05.547 BEST LAP TIME : 2:05.667 DIFFERENCE : 0.120

LAP	SECTOR 1	SECTOR 2	LAP TIME	MPH	DIFF	TIME OF DAY
1 -		***41.848***	2:13.832 **(3)**	79.86	8.165	11:24:08.956
2 -	1:24.552	41.912	2:06.464 **(2)**	84.51	0.797	11:26:15.420
3 -	***1:23.699***	41.968	***2:05.667*** **(1)**	***85.05***		***11:28:21.087***

Weather / Track : Cloudy / Dry

Snetterton
Circuit Length = 2.9689 miles
Start: 11:21 Flag 11:29 End: 11:35

BMCRC - MRO Championships 2016 - Rnd 4 @ Snetterton 300

BMCRC Rookie 1000

RACE 5 - SECTOR ANALYSIS

SECTOR 1 = FL to I1, SECTOR 2 = I1 to FL, DIFF = Difference To Personal Best Lap

P8 10 1000 Alex PENRICE Suzuki - AP Motorcycles

IDEAL LAP TIME : 2:03.721 BEST LAP TIME : 2:06.052 DIFFERENCE : 2.331

LAP	SECTOR 1	SECTOR 2	LAP TIME		MPH	DIFF	TIME OF DAY
1 -		41.935	2:13.109	(3)	80.29	7.057	11:24:08.233
2 -	1:25.095	42.000	2:07.095	(2)	84.09	1.043	11:26:15.328
3 -	1:24.097	41.955	***2:06.052***	**(1)**	***84.79***		***11:28:21.380***

P9 21 1000 James CHORLTON Kawasaki - We fight any claim

IDEAL LAP TIME : 2:02.841 BEST LAP TIME : 2:04.326 DIFFERENCE : 1.485

LAP	SECTOR 1	SECTOR 2	LAP TIME		MPH	DIFF	TIME OF DAY
1 -		41.949	2:08.345	(3)	83.27	4.019	11:24:03.469
2 -	1:23.057	41.734	2:04.791	(2)	85.64	0.465	11:26:08.260
3 -	***1:21.864***	42.462	***2:04.326***	**(1)**	***85.96***		***11:28:12.586***

P10 100 1000 Keith STEAD Honda - Kestead

IDEAL LAP TIME : 2:06.689 BEST LAP TIME : 2:06.689 DIFFERENCE : 0.000

LAP	SECTOR 1	SECTOR 2	LAP TIME		MPH	DIFF	TIME OF DAY
1 -		42.534	2:12.130	(3)	80.89	5.441	11:24:07.254
2 -	1:25.554	43.136	2:08.690	(2)	83.05	2.001	11:26:15.944
3 -	***1:24.319***	***42.370***	***2:06.689***	**(1)**	***84.36***		***11:28:22.633***

P11 28 1000 Andrew HARRISON Honda - Leiston press

IDEAL LAP TIME : 2:07.750 BEST LAP TIME : 2:08.370 DIFFERENCE : 0.620

LAP	SECTOR 1	SECTOR 2	LAP TIME		MPH	DIFF	TIME OF DAY
1 -		43.120	2:16.053	(3)	78.55	7.683	11:24:11.177
2 -	1:26.722	***42.803***	2:09.525	(2)	82.51	1.155	11:26:20.702
3 -	1:25.268	43.102	***2:08.370***	**(1)**	***83.25***		***11:28:29.072***

P12 2 1000 David ADAMS Yamaha - Cambridge Transformers Ltd

IDEAL LAP TIME : 2:06.407 BEST LAP TIME : 2:06.407 DIFFERENCE : 0.000

LAP	SECTOR 1	SECTOR 2	LAP TIME		MPH	DIFF	TIME OF DAY
1 -		43.180	2:18.492	(3)	77.17	12.085	11:24:13.616
2 -	1:26.212	43.023	2:09.235	(2)	82.70	2.828	11:26:22.851
3 -	***1:24.318***	***42.089***	***2:06.407***	**(1)**	***84.55***		***11:28:29.258***

P13 121 1000 Dan TINSLEY Yamaha -

IDEAL LAP TIME : 2:07.918 BEST LAP TIME : 2:08.114 DIFFERENCE : 0.196

LAP	SECTOR 1	SECTOR 2	LAP TIME		MPH	DIFF	TIME OF DAY
1 -		43.380	2:17.542	(3)	77.70	9.428	11:24:12.666
2 -	1:25.914	***42.706***	2:08.620	(2)	83.09	0.506	11:26:21.286
3 -	1:25.238	42.876	***2:08.114***	**(1)**	***83.42***		***11:28:29.400***

P14 137 1000 Alun JOYCE Honda - the fitness factory

IDEAL LAP TIME : 2:08.692 BEST LAP TIME : 2:08.752 DIFFERENCE : 0.060

LAP	SECTOR 1	SECTOR 2	LAP TIME		MPH	DIFF	TIME OF DAY
1 -		43.764	2:17.322	(3)	77.83	8.570	11:24:12.446
2 -	1:26.660	***43.178***	2:09.838	(2)	82.31	1.086	11:26:22.284
3 -	***1:25.514***	43.238	***2:08.752***	**(1)**	***83.01***		***11:28:31.036***

P15 16 1000 Paul CROWSON Suzuki -

IDEAL LAP TIME : 2:08.610 BEST LAP TIME : 2:08.661 DIFFERENCE : 0.051

LAP	SECTOR 1	SECTOR 2	LAP TIME		MPH	DIFF	TIME OF DAY
1 -		43.522	2:18.377	(3)	77.23	9.716	11:24:13.501
2 -	***1:25.781***	44.051	2:09.832	(2)	82.32	1.171	11:26:23.333
3 -	1:25.832	***42.829***	***2:08.661***	**(1)**	***83.07***		***11:28:31.994***

Weather / Track : Cloudy / Dry

Snetterton
Circuit Length = 2.9689 miles
Start: 11:21 Flag 11:29 End: 11:35

BMCRC - MRO Championships 2016 - Rnd 4 @ Snetterton 300

BMCRC Rookie 1000

RACE 5 - SECTOR ANALYSIS

SECTOR 1 = FL to I1, SECTOR 2 = I1 to FL, DIFF = Difference To Personal Best Lap

P16 56 1000 Michael STONE Honda -

IDEAL LAP TIME : 2:11.317 BEST LAP TIME : 2:11.317 DIFFERENCE : 0.000

LAP	SECTOR 1	SECTOR 2	LAP TIME	MPH	DIFF	TIME OF DAY
1 -		45.477	2:23.399 **(3)**	74.53	12.082	11:24:18.523
2 -	1:28.011	43.914	2:11.925 **(2)**	81.01	0.608	11:26:30.448
3 -	***1:27.735***	***43.582***	***2:11.317*** **(1)**	***81.39***		***11:28:41.765***

P17 66 1000 Paul GILBERT Suzuki -

IDEAL LAP TIME : 2:15.075 BEST LAP TIME : 2:15.075 DIFFERENCE : 0.000

LAP	SECTOR 1	SECTOR 2	LAP TIME	MPH	DIFF	TIME OF DAY
1 -		46.689	2:27.598 **(3)**	72.41	12.523	11:24:22.722
2 -	***1:29.619***	***45.456***	***2:15.075*** **(1)**	***79.12***		***11:26:37.797***
3 -	1:33.234	45.953	2:19.187 **(2)**	76.78	4.112	11:28:56.984

P18 171 1000 Daniel GIBBS Suzuki - Thomas Racing

IDEAL LAP TIME : 2:17.241 BEST LAP TIME : 2:17.241 DIFFERENCE : 0.000

LAP	SECTOR 1	SECTOR 2	LAP TIME	MPH	DIFF	TIME OF DAY
1 -		46.853	2:27.191 **(3)**	72.61	9.950	11:24:22.315
2 -	***1:31.164***	***46.077***	***2:17.241*** **(1)**	***77.87***		***11:26:39.556***
3 -	1:32.092	46.315	2:18.407 **(2)**	77.22	1.166	11:28:57.963

P19 46 1000 Adrian DRAPER Suzuki - droopy racing uk

IDEAL LAP TIME : 2:16.798 BEST LAP TIME : 2:16.798 DIFFERENCE : 0.000

LAP	SECTOR 1	SECTOR 2	LAP TIME	MPH	DIFF	TIME OF DAY
1 -		46.735	2:28.733 **(3)**	71.86	11.935	11:24:23.857
2 -	***1:30.942***	***45.856***	***2:16.798*** **(1)**	***78.13***		***11:26:40.655***
3 -	1:32.023	46.167	2:18.190 **(2)**	77.34	1.392	11:28:58.845

P20 41 1000 Steven YOUNG Honda - WDE Recruitment

IDEAL LAP TIME : 2:06.761 BEST LAP TIME : 2:08.239 DIFFERENCE : 1.478

LAP	SECTOR 1	SECTOR 2	LAP TIME	MPH	DIFF	TIME OF DAY
1 -		43.948	2:21.535 **(3)**	75.51	13.296	11:24:16.659
2 -	1:25.086	***43.153***	***2:08.239*** **(1)**	***83.34***		***11:26:24.898***
3 -	1:25.075	43.776	2:08.851 **(2)**	82.94	0.612	11:28:33.749

P21 87 1000 Kristian ZAREV Ducati -

IDEAL LAP TIME : 2:11.985 BEST LAP TIME : 2:12.001 DIFFERENCE : 0.016

LAP	SECTOR 1	SECTOR 2	LAP TIME	MPH	DIFF	TIME OF DAY
1 -		45.406	2:24.125 **(3)**	74.15	12.124	11:24:19.249
2 -	1:28.154	44.383	2:12.537 **(2)**	80.64	0.536	11:26:31.786
3 -	1:27.871	***44.130***	***2:12.001*** **(1)**	***80.96***		***11:28:43.787***

P22 108 1000 Petr BAUER Suzuki -

IDEAL LAP TIME : 2:12.507 BEST LAP TIME : 2:12.507 DIFFERENCE : 0.000

LAP	SECTOR 1	SECTOR 2	LAP TIME	MPH	DIFF	TIME OF DAY
1 -		46.281	2:26.841 **(2)**	72.78	14.334	11:24:21.965
2 -	***1:27.202***	***45.305***	***2:12.507*** **(1)**	***80.66***		***11:26:34.472***

P23 55 1000 Michael LAURENSON Ducati -

IDEAL LAP TIME : 2:34.209 BEST LAP TIME : 2:35.132 DIFFERENCE : 0.923

LAP	SECTOR 1	SECTOR 2	LAP TIME	MPH	DIFF	TIME OF DAY
1 -		***47.915***	***2:35.132*** **(1)**	***68.89***		***11:24:30.256***
2 -	***1:46.294***	51.044	2:37.338 **(2)**	67.93	2.205	11:27:07.594

Weather / Track : Cloudy / Dry

Snetterton
Circuit Length = 2.9689 miles
Start: 11:21 Flag 11:29 End: 11:35

BMCRC - MRO Championships 2016 - Rnd 4 @ Snetterton 300

BMCRC Rookie 1000

RACE 5 - BEST SECTORS

SECTOR 1				SECTOR 2			IDEAL / BEST COMPARISON					
POS	NO	NAME	TIME	NO	NAME	TIME	POS	NO	NAME	IDEAL	BEST	DIFF
									PERFECT LAP	1:58.133		
1	5	O'DONOVAN	**1:18.629**	33	GRZEDA	**39.504**	1	5	O'DONOVAN	1:58.153	1:58.610	0.457
2	15	SIEMIENIUK-JUZWIUK	**1:19.466**	5	O'DONOVAN	**39.524**	2	15	SIEMIENIUK-JUZWIU	1:59.060	1:59.060	0.000
3	33	GRZEDA	**1:19.676**	15	SIEMIENIUK-JUZWIUK	**39.594**	3	33	GRZEDA	1:59.180	1:59.367	0.187
4	94	BONE	**1:20.379**	94	BONE	**39.908**	4	94	BONE	2:00.287	2:00.471	0.184
5	11	WHALLEY	**1:21.523**	11	WHALLEY	**40.885**	5	11	WHALLEY	2:02.408	2:02.700	0.292
6	21	CHORLTON	**1:21.864**	21	CHORLTON	**40.977**	6	21	CHORLTON	2:02.841	2:04.326	1.485
7	10	PENRICE	**1:22.455**	10	PENRICE	**41.266**	7	10	PENRICE	2:03.721	2:06.052	2.331
8	30	BRUWER	**1:23.068**	57	McCORMACK	**41.848**	8	30	BRUWER	2:05.112	2:05.112	0.000
9	41	YOUNG	**1:23.608**	30	BRUWER	**42.044**	9	57	McCORMACK	2:05.547	2:05.667	0.120
10	57	McCORMACK	**1:23.699**	2	ADAMS	**42.089**	10	2	ADAMS	2:06.407	2:06.407	0.000
11	2	ADAMS	**1:24.318**	100	STEAD	**42.370**	11	100	STEAD	2:06.689	2:06.689	0.000
12	100	STEAD	**1:24.319**	121	TINSLEY	**42.706**	12	41	YOUNG	2:06.761	2:08.239	1.478
13	28	HARRISON	**1:24.947**	28	HARRISON	**42.803**	13	28	HARRISON	2:07.750	2:08.370	0.620
14	121	TINSLEY	**1:25.212**	16	CROWSON	**42.829**	14	121	TINSLEY	2:07.918	2:08.114	0.196
15	137	JOYCE	**1:25.514**	41	YOUNG	**43.153**	15	16	CROWSON	2:08.610	2:08.661	0.051
16	16	CROWSON	**1:25.781**	137	JOYCE	**43.178**	16	137	JOYCE	2:08.692	2:08.752	0.060
17	108	BAUER	**1:27.202**	56	STONE	**43.582**	17	56	STONE	2:11.317	2:11.317	0.000
18	56	STONE	**1:27.735**	87	ZAREV	**44.130**	18	87	ZAREV	2:11.985	2:12.001	0.016
19	87	ZAREV	**1:27.855**	108	BAUER	**45.305**	19	108	BAUER	2:12.507	2:12.507	0.000
20	66	GILBERT	**1:29.619**	66	GILBERT	**45.456**	20	66	GILBERT	2:15.075	2:15.075	0.000
21	46	DRAPER	**1:30.942**	46	DRAPER	**45.856**	21	46	DRAPER	2:16.798	2:16.798	0.000
22	171	GIBBS	**1:31.164**	171	GIBBS	**46.077**	22	171	GIBBS	2:17.241	2:17.241	0.000
23	55	LAURENSON	**1:46.294**	55	LAURENSON	**47.915**	23	55	LAURENSON	2:34.209	2:35.132	0.923
24												

Weather / Track : Cloudy / Dry

Snetterton
Circuit Length = 2.9689 miles
Start: 11:21 Flag 11:29 End: 11:35

Results can be found at www.tsl-timing.com

Printed - 11:40 Sunday, 29 May 2016

BMCRC - MRO Championships 2016 - Rnd 4 @ Snetterton 300

BMCRC Rookie 1000

RACE 15 - CLASSIFICATION

POS	NO	NAME	ENTRY	LAPS	TIME	GAP	DIFF	MPH	BEST	ON
1	**5**	**Kyle O'DONOVAN**	Yamaha -	**5**	10:09.330			87.70	**1:58.942**	2
2	**33**	**Rafal GRZEDA**	Suzuki -	**5**	10:12.562	**3.232**	3.232	87.24	**2:00.538**	5
3	**94**	**Justin BONE**	Kawasaki - APARK & HOOBS ROOFING	**5**	10:13.295	**3.965**	0.733	87.13	**2:00.793**	4
4	**15**	**Mariusz SIEMIENIUK-JUZWIUK**	Honda - BELMONT AUTO SERVICE	**5**	10:25.732	**16.402**	12.437	85.40	**2:01.321**	4
5	**21**	**James CHORLTON**	Kawasaki - We fight any claim	**5**	10:32.499	**23.169**	6.767	84.49	**2:03.417**	2
6	**30**	**Rikus BRUWER**	Kawasaki -	**5**	10:33.914	**24.584**	1.415	84.30	**2:04.488**	5
7	**28**	**Andrew HARRISON**	Honda - Leiston press	**5**	10:56.231	**46.901**	22.317	81.43	**2:09.132**	5
8	**57**	**Justin McCORMACK**	Kawasaki - Team JMR	**5**	10:57.109	**47.779**	0.878	81.32	**2:08.007**	4
9	**121**	**Dan TINSLEY**	Yamaha -	**5**	10:57.898	**48.568**	0.789	81.22	**2:08.190**	3
10	**100**	**Keith STEAD**	Honda - Kestead	**5**	10:59.178	**49.848**	1.280	81.07	**2:09.157**	5
11	**137**	**Alun JOYCE**	Honda - the fitness factory	**5**	10:59.213	**49.883**	0.035	81.06	**2:09.181**	5
12	**16**	**Paul CROWSON**	Suzuki -	**5**	11:11.180	**1:01.850**	11.967	79.62	**2:10.667**	3
13	**66**	**Paul GILBERT**	Suzuki -	**5**	11:38.732	**1:29.402**	27.552	76.48	**2:15.143**	5
14	**171**	**Daniel GIBBS**	Suzuki - Thomas Racing	**5**	11:46.592	**1:37.262**	7.860	75.63	**2:17.380**	5
15	**46**	**Adrian DRAPER**	Suzuki - droopy racing uk	**5**	11:50.551	**1:41.221**	3.959	75.20	**2:18.877**	5
16	**111**	**Lindsey FAIRFIELD**	Ducati - FBP Corse	**4**	10:09.265	**1 Lap**	1 Lap	70.17	**2:27.585**	4
17	**55**	**Michael LAURENSON**	Ducati -	**4**	10:12.616	**1 Lap**	3.351	69.78	**2:28.391**	4
			NOT CLASSIFIED							
DNF	**10**	**Alex PENRICE**	Suzuki - AP Motorcycles	**1**	2:12.669	**4 Laps**	3 Laps	80.56	**2:12.669**	1
DNF	**11**	**Mick WHALLEY**	Yamaha - Fresh Fruit Ltd	**0**						
DNF	**2**	**David ADAMS**	Yamaha - Cambridge Transformers Ltd	**0**						
DNF	**56**	**Michael STONE**	Honda -	**0**						
DNF	**108**	**Petr BAUER**	Suzuki -	**0**						
			FASTEST LAP							
	5	**Kyle O'DONOVAN**	Yamaha -	**2**	1:58.942		89.85 mph		144.61 kph	

90% of Race Speed = 78.93 mph

Snetterton
Circuit Length = 2.9689 miles
Start: 16:04 Flag 16:14 End: 16:16

Weather / Track : Cloudy / Dry
These results are provisional until the conclusion of any judicial and technical matters.

Clerk Of Course :		Timekeeper :

Results can be found at www.tsl-timing.com

Printed - 16:17 Sunday, 29 May 2016

BMCRC - MRO Championships 2016 - Rnd 4 @ Snetterton 300

BMCRC Rookie 1000

RACE 15 - LAP CHART

LAP 1		@ 16:06:45.056	LAP 2		@ 16:08:43.998	LAP 3		@ 16:10:44.119	LAP 4		@ 16:12:46.502	LAP 5		@ 16:14:48.912
NO	BEHIND	LAP TIME	NO	BEHIND	LAP TIME	NO	BEHIND	LAP TIME	NO	BEHIND	LAP TIME	NO	BEHIND	LAP TIME
5		2:05.474	**5**		1:58.942	**5**		2:00.121	**5**		2:02.383	**5**		2:02.410
15	2.373	2:07.847	**33**	5.028	2:01.077	**33**	6.649	2:01.742	**33**	5.104	2:00.838	**33**	3.232	2:00.538
33	2.893	2:08.367	**15**	5.204	2:01.773	**94**	7.136	2:01.750	**94**	5.546	2:00.793	**55**	1 Lap	2:28.391
94	3.233	2:08.707	**94**	5.507	2:01.216	**15**	10.481	2:05.398	**15**	9.419	2:01.321	**94**	3.965	2:00.829
21	4.547	2:10.021	**21**	9.022	2:03.417	**21**	16.355	2:07.454	**21**	20.494	2:06.522	**15**	16.402	2:09.393
10	7.195	2:12.669	**30**	14.862	2:05.877	**30**	19.817	2:05.076	**30**	22.506	2:05.072	**21**	23.169	2:05.085
30	7.927	2:13.401	**28**	22.830	2:10.173	**121**	31.060	2:08.190	**121**	39.454	2:10.777	**30**	24.584	2:04.488
137	11.220	2:16.694	**121**	22.991	2:09.857	**28**	32.647	2:09.938	**28**	40.179	2:09.915	**28**	46.901	2:09.132
28	11.599	2:17.073	**137**	24.123	2:11.845	**137**	35.206	2:11.204	**57**	41.318	2:08.007	**57**	47.779	2:08.871
121	12.076	2:17.550	**100**	25.316	2:10.102	**100**	35.563	2:10.368	**100**	43.101	2:09.921	**121**	48.568	2:11.524
100	14.156	2:19.630	**57**	27.664	2:10.315	**57**	35.694	2:08.151	**137**	43.112	2:10.289	**100**	49.848	2:09.157
16	16.065	2:21.539	**16**	29.343	2:12.220	**16**	39.889	2:10.667	**16**	48.859	2:11.353	**137**	49.883	2:09.181
57	16.291	2:21.765	**66**	45.383	2:17.929	**66**	1:02.217	2:16.955	**66**	1:16.669	2:16.835	**16**	1:01.850	2:15.401
46	24.349	2:29.823	**171**	45.426	2:19.659	**171**	1:05.415	2:20.110	**171**	1:22.292	2:19.260	**66**	1:29.402	2:15.143
171	24.709	2:30.183	**46**	47.713	2:22.306	**46**	1:08.158	2:20.566	**46**	1:24.754	2:18.979	**171**	1:37.262	2:17.380
66	26.396	2:31.870	**111**	1:08.223	2:31.811	**111**	1:37.143	2:29.041	**111**	2:02.345	2:27.585	**46**	1:41.221	2:18.877
111	35.354	2:40.828	**55**	1:09.858	2:30.373	**55**	1:39.688	2:29.951						
55	38.427	2:43.901												

Weather / Track : Cloudy / Dry

Snetterton
Circuit Length = 2.9689 miles
Start: 16:04 Flag 16:14 End: 16:16

Results can be found at www.tsl-timing.com

Printed - 16:18 Sunday, 29 May 2016

BMCRC - MRO Championships 2016 - Rnd 4 @ Snetterton 300

BMCRC Rookie 1000

RACE 15 - SECTOR ANALYSIS

SECTOR 1 = FL to I1, SECTOR 2 = I1 to FL, DIFF = Difference To Personal Best Lap

P1 5 1000 Kyle O'DONOVAN Yamaha -

IDEAL LAP TIME : 1:58.942 BEST LAP TIME : 1:58.942 DIFFERENCE : 0.000

LAP	SECTOR 1	SECTOR 2	LAP TIME	MPH	DIFF	TIME OF DAY
1 -		40.256	2:05.474	85.18	6.532	16:06:45.056
2 -	***1:19.275***	***39.667***	***1:58.942 (1)***	***89.85***		***16:08:43.998***
3 -	1:19.632	40.489	2:00.121 **(2)**	88.97	1.179	16:10:44.119
4 -	1:21.161	41.222	2:02.383 **(3)**	87.33	3.441	16:12:46.502
5 -	1:21.237	41.173	2:02.410	87.31	3.468	16:14:48.912

P2 33 1000 Rafal GRZEDA Suzuki -

IDEAL LAP TIME : 2:00.538 BEST LAP TIME : 2:00.538 DIFFERENCE : 0.000

LAP	SECTOR 1	SECTOR 2	LAP TIME	MPH	DIFF	TIME OF DAY
1 -		40.453	2:08.367	83.26	7.829	16:06:47.949
2 -	1:20.703	40.374	2:01.077 **(3)**	88.27	0.539	16:08:49.026
3 -	1:20.857	40.885	2:01.742	87.79	1.204	16:10:50.768
4 -	1:20.729	40.109	2:00.838 **(2)**	88.44	0.300	16:12:51.606
5 -	***1:20.683***	***39.855***	***2:00.538 (1)***	***88.66***		***16:14:52.144***

P3 94 1000 Justin BONE Kawasaki - APARK & HOOBS ROOFING

IDEAL LAP TIME : 2:00.691 BEST LAP TIME : 2:00.793 DIFFERENCE : 0.102

LAP	SECTOR 1	SECTOR 2	LAP TIME	MPH	DIFF	TIME OF DAY
1 -		40.248	2:08.707	83.04	7.914	16:06:48.289
2 -	1:21.079	40.137	2:01.216 **(3)**	88.17	0.423	16:08:49.505
3 -	1:21.669	40.081	2:01.750	87.78	0.957	16:10:51.255
4 -	1:20.791	***40.002***	***2:00.793 (1)***	***88.48***		***16:12:52.048***
5 -	***1:20.689***	40.140	2:00.829 **(2)**	88.45	0.036	16:14:52.877

P4 15 1000 Mariusz SIEMIENIUK-JUZWIUK Honda - BELMONT AUTO SERVICE

IDEAL LAP TIME : 2:01.058 BEST LAP TIME : 2:01.321 DIFFERENCE : 0.263

LAP	SECTOR 1	SECTOR 2	LAP TIME	MPH	DIFF	TIME OF DAY
1 -		***40.202***	2:07.847	83.60	6.526	16:06:47.429
2 -	1:21.458	40.315	2:01.773 **(2)**	87.77	0.452	16:08:49.202
3 -	***1:20.856***	44.542	2:05.398 **(3)**	85.23	4.077	16:10:54.600
4 -	1:20.877	40.444	***2:01.321 (1)***	***88.09***		***16:12:55.921***
5 -	1:27.971	41.422	2:09.393	82.60	8.072	16:15:05.314

P5 21 1000 James CHORLTON Kawasaki - We fight any claim

IDEAL LAP TIME : 2:03.417 BEST LAP TIME : 2:03.417 DIFFERENCE : 0.000

LAP	SECTOR 1	SECTOR 2	LAP TIME	MPH	DIFF	TIME OF DAY
1 -		41.242	2:10.021	82.20	6.604	16:06:49.603
2 -	***1:22.329***	***41.088***	***2:03.417 (1)***	***86.60***		***16:08:53.020***
3 -	1:24.352	43.102	2:07.454	83.85	4.037	16:11:00.474
4 -	1:24.519	42.003	2:06.522 **(3)**	84.47	3.105	16:13:06.996
5 -	1:23.153	41.932	2:05.085 **(2)**	85.44	1.668	16:15:12.081

P6 30 1000 Rikus BRUWER Kawasaki -

IDEAL LAP TIME : 2:03.733 BEST LAP TIME : 2:04.488 DIFFERENCE : 0.755

LAP	SECTOR 1	SECTOR 2	LAP TIME	MPH	DIFF	TIME OF DAY
1 -		42.203	2:13.401	80.11	8.913	16:06:52.983
2 -	1:23.297	42.580	2:05.877	84.90	1.389	16:08:58.860
3 -	1:22.623	42.453	2:05.076 **(3)**	85.45	0.588	16:11:03.936
4 -	1:23.076	***41.996***	2:05.072 **(2)**	85.45	0.584	16:13:09.008
5 -	***1:21.737***	42.751	***2:04.488 (1)***	***85.85***		***16:15:13.496***

P7 28 1000 Andrew HARRISON Honda - Leiston press

IDEAL LAP TIME : 2:08.140 BEST LAP TIME : 2:09.132 DIFFERENCE : 0.992

LAP	SECTOR 1	SECTOR 2	LAP TIME	MPH	DIFF	TIME OF DAY

Weather / Track : Cloudy / Dry

Snetterton
Circuit Length = 2.9689 miles
Start: 16:04 Flag 16:14 End: 16:16

BMCRC - MRO Championships 2016 - Rnd 4 @ Snetterton 300

BMCRC Rookie 1000

RACE 15 - SECTOR ANALYSIS

SECTOR 1 = FL to I1, SECTOR 2 = I1 to FL, DIFF = Difference To Personal Best Lap

1 -		43.283	2:17.073		77.97	7.941	16:06:56.655
2 -	1:26.832	43.341	2:10.173		82.10	1.041	16:09:06.828
3 -	1:26.172	43.766	2:09.938	(3)	82.25	0.806	16:11:16.766
4 -	1:26.921	***42.994***	2:09.915	(2)	82.26	0.783	16:13:26.681
5 -	***1:25.146***	43.986	***2:09.132***	(1)	***82.76***		***16:15:35.813***

P8 57 1000 Justin McCORMACK Kawasaki - Team JMR

IDEAL LAP TIME : 2:07.475 BEST LAP TIME : 2:08.007 DIFFERENCE : 0.532

LAP	SECTOR 1	SECTOR 2	LAP TIME		MPH	DIFF	TIME OF DAY
1 -		42.774	2:21.765		75.39	13.758	16:07:01.347
2 -	1:27.454	42.861	2:10.315		82.01	2.308	16:09:11.662
3 -	1:26.030	42.121	2:08.151	(2)	83.40	0.144	16:11:19.813
4 -	1:26.169	***41.838***	***2:08.007***	(1)	***83.49***		***16:13:27.820***
5 -	***1:25.637***	43.234	2:08.871	(3)	82.93	0.864	16:15:36.691

P9 121 1000 Dan TINSLEY Yamaha -

IDEAL LAP TIME : 2:08.190 BEST LAP TIME : 2:08.190 DIFFERENCE : 0.000

LAP	SECTOR 1	SECTOR 2	LAP TIME		MPH	DIFF	TIME OF DAY
1 -		43.800	2:17.550		77.70	9.360	16:06:57.132
2 -	1:26.570	43.287	2:09.857	(2)	82.30	1.667	16:09:06.989
3 -	***1:25.785***	***42.405***	***2:08.190***	(1)	***83.37***		***16:11:15.179***
4 -	1:26.902	43.875	2:10.777	(3)	81.72	2.587	16:13:25.956
5 -	1:27.373	44.151	2:11.524		81.26	3.334	16:15:37.480

P10 100 1000 Keith STEAD Honda - Kestead

IDEAL LAP TIME : 2:09.157 BEST LAP TIME : 2:09.157 DIFFERENCE : 0.000

LAP	SECTOR 1	SECTOR 2	LAP TIME		MPH	DIFF	TIME OF DAY
1 -		44.195	2:19.630		76.54	10.473	16:06:59.212
2 -	1:26.416	43.686	2:10.102	(3)	82.15	0.945	16:09:09.314
3 -	1:26.635	43.733	2:10.368		81.98	1.211	16:11:19.682
4 -	1:26.650	43.271	2:09.921	(2)	82.26	0.764	16:13:29.603
5 -	***1:26.185***	***42.972***	***2:09.157***	(1)	***82.75***		***16:15:38.760***

P11 137 1000 Alun JOYCE Honda - the fitness factory

IDEAL LAP TIME : 2:09.181 BEST LAP TIME : 2:09.181 DIFFERENCE : 0.000

LAP	SECTOR 1	SECTOR 2	LAP TIME		MPH	DIFF	TIME OF DAY
1 -		43.560	2:16.694		78.18	7.513	16:06:56.276
2 -	1:28.347	43.498	2:11.845		81.06	2.664	16:09:08.121
3 -	1:27.710	43.494	2:11.204	(3)	81.46	2.023	16:11:19.325
4 -	1:26.596	43.693	2:10.289	(2)	82.03	1.108	16:13:29.614
5 -	***1:25.949***	***43.232***	***2:09.181***	(1)	***82.73***		***16:15:38.795***

P12 16 1000 Paul CROWSON Suzuki -

IDEAL LAP TIME : 2:10.667 BEST LAP TIME : 2:10.667 DIFFERENCE : 0.000

LAP	SECTOR 1	SECTOR 2	LAP TIME		MPH	DIFF	TIME OF DAY
1 -		45.112	2:21.539		75.51	10.872	16:07:01.121
2 -	1:28.086	44.134	2:12.220	(3)	80.83	1.553	16:09:13.341
3 -	***1:26.855***	***43.812***	***2:10.667***	(1)	***81.79***		***16:11:24.008***
4 -	1:27.493	43.860	2:11.353	(2)	81.36	0.686	16:13:35.361
5 -	1:29.257	46.144	2:15.401		78.93	4.734	16:15:50.762

P13 66 1000 Paul GILBERT Suzuki -

IDEAL LAP TIME : 2:15.143 BEST LAP TIME : 2:15.143 DIFFERENCE : 0.000

LAP	SECTOR 1	SECTOR 2	LAP TIME		MPH	DIFF	TIME OF DAY
1 -		46.627	2:31.870		70.37	16.727	16:07:11.452
2 -	1:32.068	45.861	2:17.929		77.48	2.786	16:09:29.381
3 -	1:31.221	45.734	2:16.955	(3)	78.04	1.812	16:11:46.336
4 -	1:31.578	45.257	2:16.835	(2)	78.10	1.692	16:14:03.171

Weather / Track : Cloudy / Dry

Snetterton
Circuit Length = 2.9689 miles
Start: 16:04 Flag 16:14 End: 16:16

BMCRC - MRO Championships 2016 - Rnd 4 @ Snetterton 300

BMCRC Rookie 1000

RACE 15 - SECTOR ANALYSIS

SECTOR 1 = FL to I1, SECTOR 2 = I1 to FL, DIFF = Difference To Personal Best Lap

5 -	***1:30.001***	***45.142***	***2:15.143***	***(1)***	***79.08***	***16:16:18.314***

P14 171 1000 Daniel GIBBS Suzuki - Thomas Racing

IDEAL LAP TIME : 2:17.380 BEST LAP TIME : 2:17.380 DIFFERENCE : 0.000

LAP	SECTOR 1	SECTOR 2	LAP TIME		MPH	DIFF	TIME OF DAY
1 -		47.552	2:30.183		71.16	12.803	16:07:09.765
2 -	1:32.477	47.182	2:19.659	**(3)**	76.52	2.279	16:09:29.424
3 -	1:33.320	46.790	2:20.110		76.28	2.730	16:11:49.534
4 -	1:32.497	46.763	2:19.260	**(2)**	76.74	1.880	16:14:08.794
5 -	***1:30.627***	***46.753***	***2:17.380***	***(1)***	***77.79***		***16:16:26.174***

P15 46 1000 Adrian DRAPER Suzuki - droopy racing uk

IDEAL LAP TIME : 2:18.678 BEST LAP TIME : 2:18.877 DIFFERENCE : 0.199

LAP	SECTOR 1	SECTOR 2	LAP TIME		MPH	DIFF	TIME OF DAY
1 -		47.342	2:29.823		71.33	10.946	16:07:09.405
2 -	1:34.689	47.617	2:22.306		75.10	3.429	16:09:31.711
3 -	1:33.758	46.808	2:20.566	**(3)**	76.03	1.689	16:11:52.277
4 -	1:32.689	***46.290***	2:18.979	**(2)**	76.90	0.102	16:14:11.256
5 -	***1:32.388***	46.489	***2:18.877***	***(1)***	***76.96***		***16:16:30.133***

P16 111 1000 Lindsey FAIRFIELD Ducati - FBP Corse

IDEAL LAP TIME : 2:27.585 BEST LAP TIME : 2:27.585 DIFFERENCE : 0.000

LAP	SECTOR 1	SECTOR 2	LAP TIME		MPH	DIFF	TIME OF DAY
1 -		50.111	2:40.828		66.45	13.243	16:07:20.410
2 -	1:41.043	50.768	2:31.811	**(3)**	70.40	4.226	16:09:52.221
3 -	1:39.468	49.573	2:29.041	**(2)**	71.71	1.456	16:12:21.262
4 -	***1:38.159***	***49.426***	***2:27.585***	***(1)***	***72.41***		***16:14:48.847***

P17 55 1000 Michael LAURENSON Ducati -

IDEAL LAP TIME : 2:28.391 BEST LAP TIME : 2:28.391 DIFFERENCE : 0.000

LAP	SECTOR 1	SECTOR 2	LAP TIME		MPH	DIFF	TIME OF DAY
1 -		50.842	2:43.901		65.21	15.510	16:07:23.483
2 -	1:40.243	50.130	2:30.373	**(3)**	71.07	1.982	16:09:53.856
3 -	1:39.808	50.143	2:29.951	**(2)**	71.27	1.560	16:12:23.807
4 -	***1:38.574***	***49.817***	***2:28.391***	***(1)***	***72.02***		***16:14:52.198***

P18 10 1000 Alex PENRICE Suzuki - AP Motorcycles

IDEAL LAP TIME : 2:07.834 BEST LAP TIME : 2:12.669 DIFFERENCE : 4.835

LAP	SECTOR 1	SECTOR 2	LAP TIME		MPH	DIFF	TIME OF DAY
1 -		***41.679***	***2:12.669***	***(1)***	***80.56***		***16:06:52.251***

Weather / Track : Cloudy / Dry

Snetterton
Circuit Length = 2.9689 miles
Start: 16:04 Flag 16:14 End: 16:16

BMCRC - MRO Championships 2016 - Rnd 4 @ Snetterton 300

BMCRC Rookie 1000

RACE 15 - BEST SECTORS

	SECTOR 1			SECTOR 2			IDEAL / BEST COMPARISON					
POS	NO	NAME	TIME	NO	NAME	TIME	POS	NO	NAME	IDEAL	BEST	DIFF
									PERFECT LAP	1:58.942		
1	5	O'DONOVAN	**1:19.275**	5	O'DONOVAN	**39.667**	1	5	O'DONOVAN	1:58.942	1:58.942	0.000
2	33	GRZEDA	**1:20.683**	33	GRZEDA	**39.855**	2	33	GRZEDA	2:00.538	2:00.538	0.000
3	94	BONE	**1:20.689**	94	BONE	**40.002**	3	94	BONE	2:00.691	2:00.793	0.102
4	15	SIEMIENIUK-JUZWIUK	**1:20.856**	15	SIEMIENIUK-JUZWIUK	**40.202**	4	15	SIEMIENIUK-JUZWIU	2:01.058	2:01.321	0.263
5	30	BRUWER	**1:21.737**	21	CHORLTON	**41.088**	5	21	CHORLTON	2:03.417	2:03.417	0.000
6	21	CHORLTON	**1:22.329**	10	PENRICE	**41.679**	6	30	BRUWER	2:03.733	2:04.488	0.755
7	28	HARRISON	**1:25.146**	57	McCORMACK	**41.838**	7	57	McCORMACK	2:07.475	2:08.007	0.532
8	57	McCORMACK	**1:25.637**	30	BRUWER	**41.996**	8	10	PENRICE	2:07.834	2:12.669	4.835
9	121	TINSLEY	**1:25.785**	121	TINSLEY	**42.405**	9	28	HARRISON	2:08.140	2:09.132	0.992
10	137	JOYCE	**1:25.949**	100	STEAD	**42.972**	10	121	TINSLEY	2:08.190	2:08.190	0.000
11	10	PENRICE	**1:26.155**	28	HARRISON	**42.994**	11	100	STEAD	2:09.157	2:09.157	0.000
12	100	STEAD	**1:26.185**	137	JOYCE	**43.232**	12	137	JOYCE	2:09.181	2:09.181	0.000
13	16	CROWSON	**1:26.855**	16	CROWSON	**43.812**	13	16	CROWSON	2:10.667	2:10.667	0.000
14	66	GILBERT	**1:30.001**	66	GILBERT	**45.142**	14	66	GILBERT	2:15.143	2:15.143	0.000
15	171	GIBBS	**1:30.627**	46	DRAPER	**46.290**	15	171	GIBBS	2:17.380	2:17.380	0.000
16	46	DRAPER	**1:32.388**	171	GIBBS	**46.753**	16	46	DRAPER	2:18.678	2:18.877	0.199
17	111	FAIRFIELD	**1:38.159**	111	FAIRFIELD	**49.426**	17	111	FAIRFIELD	2:27.585	2:27.585	0.000
18	55	LAURENSON	**1:38.574**	55	LAURENSON	**49.817**	18	55	LAURENSON	2:28.391	2:28.391	0.000
19												
20												
21												
22												

Weather / Track : Cloudy / Dry

Snetterton
Circuit Length = 2.9689 miles
Start: 16:04 Flag 16:14 End: 16:16

Results can be found at www.tsl-timing.com

Printed - 16:17 Sunday, 29 May 2016

BMCRC Rookie 600

Snetterton 300

28th & 29th May 2016

Results Provided by Timing Solutions Ltd
www.tsl-timing.com

Snetterton 300

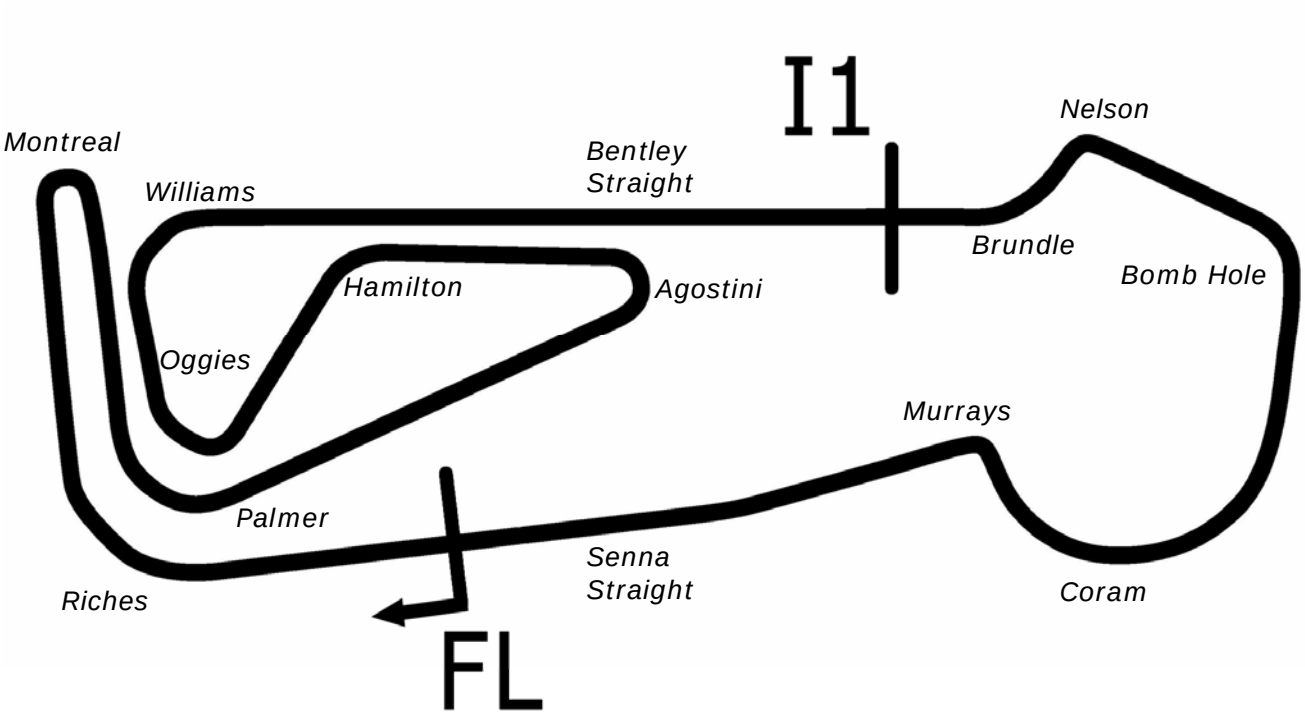

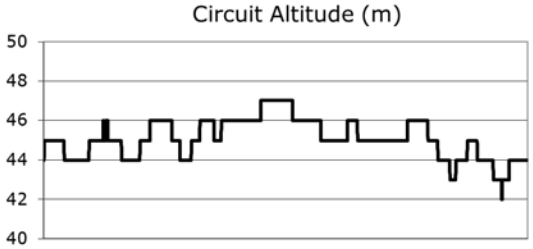

Length	2.9689 miles	4778.0 m	
FL		52.46340 N	0.94476 E
I1	3198m	52.46617 N	0.94964 E
Pit Entry	4572m	52.46364 N	0.94774 E
Pit Exit	40m after FL	52.46338 N	0.94420 E

Pit Entry–Pit Exit 246m, 14.7s @60kph, 11.0s @80kph

All results available at www.tsl-timing.com

BMCRC - MRO Championships 2016 - Rnd 4 @ Snetterton 300

BMCRC Rookie 600 & 1000

QUALIFYING - CLASSIFICATION

POS	NO	CL	PIC	NAME	ENTRY	TIME	ON	LAPS	GAP	DIFF	MPH
1	15	1000	1	Mariusz SIEMIENIUK-JUZWIUK	Honda - BELMONT AUTO SERVICE	2:01.311	3	6			88.10
2	5	1000	2	Kyle O'DONOVAN	Yamaha -	2:01.643	5	7	0.332	0.332	87.86
3	33	1000	3	Rafal GRZEDA	Suzuki -	2:01.800	5	5	0.489	0.157	87.75
4	24	600	1	Callaghn EDSER	Yamaha -	2:02.095	5	7	0.784	0.295	87.53
5	11	1000	4	Mick WHALLEY	Yamaha - Fresh Fruit Ltd	2:02.414	7	7	1.103	0.319	87.31
6	94 *	1000	5	Justin BONE	Kawasaki - APARK & HOOBS ROOFING	2:02.443	5	7	1.132	0.029	87.29
7	44	600	2	Tom NEWMAN	Honda -	2:03.902	3	7	2.591	1.459	86.26
8	86 *	600	3	David SHOUBRIDGE	Kawasaki - ASAP (allsignsallprint)	2:03.981	7	7	2.670	0.079	86.20
9	149 *	600	4	Callum HAMMETT	Yamaha -	2:04.435	4	4	3.124	0.454	85.89
10	21	1000	6	James CHORLTON	Kawasaki - We fight any claim	2:05.613	3	7	4.302	1.178	85.08
11	30	1000	7	Rikus BRUWER	Kawasaki -	2:06.801	7	7	5.490	1.188	84.29
12	81	600	5	Liam DUFFETT	Honda -	2:06.962	6	6	5.651	0.161	84.18
13	10	1000	8	Alex PENRICE	Suzuki - AP Motorcycles	2:08.576	6	7	7.265	1.614	83.12
14	82	600	6	Andrew SMITH	Suzuki - 5 Club Racing	2:08.838	7	7	7.527	0.262	82.95
15	57	1000	9	Justin McCORMACK	Kawasaki - Team JMR	2:09.042	4	7	7.731	0.204	82.82
16	2	1000	10	David ADAMS	Yamaha - Cambridge Transformers Ltd	2:09.188	7	7	7.877	0.146	82.73
17	121	1000	11	Dan TINSLEY	Yamaha -	2:09.648	3	4	8.337	0.460	82.43
18	16	1000	12	Paul CROWSON	Suzuki -	2:09.734	5	7	8.423	0.086	82.38
19	100	1000	13	Keith STEAD	Honda - Kestead	2:09.799	5	7	8.488	0.065	82.34
20	83	600	7	Peter CUNNINGHAM	Triumph -	2:09.921	5	5	8.610	0.122	82.26
21	98	600	8	Lee ELLIS	Yamaha - My wife!	2:10.009	7	7	8.698	0.088	82.21
22	41	1000	14	Steven YOUNG	Honda - WDE Recruitment	2:10.174	7	7	8.863	0.165	82.10
23	53	600	9	Jason SIGGS	Triumph - J Siggs Construction	2:10.203	6	7	8.892	0.029	82.08
24	17	600	10	Philip BAKER	Triumph - Martello Building Consultancy	2:10.302	7	7	8.991	0.099	82.02
25	130	600	11	Lee BUTTON	Yamaha - Elite Spas/Goodwins/Sparkle Spas	2:10.321	4	7	9.010	0.019	82.01
26	28	1000	15	Andrew HARRISON	Honda - Leiston press	2:10.355	5	7	9.044	0.034	81.99
27	137	1000	16	Alun JOYCE	Honda - the fitness factory	2:10.399	6	7	9.088	0.044	81.96
28	543	600	12	Stefan ELLIS	Yamaha - Bespoke Bathing Company	2:10.414	5	7	9.103	0.015	81.95
29	62	600	13	Charlie PATERSON	Yamaha -	2:12.428	2	2	11.117	2.014	80.70
30	16	600	14	Oliver SHOTTON	Kawasaki -	2:13.190	7	7	11.879	0.762	80.24
31	4	600	15	Nigel DAVIES	Yamaha -	2:13.535	6	6	12.224	0.345	80.03
32	87	1000	17	Kristian ZAREV	Ducati -	2:14.473	5	6	13.162	0.938	79.48
33	19	600	16	Mark HART	MV Agusta - MV Agusta Wales / The specialist in tradition	2:15.772	5	7	14.461	1.299	78.72
34	97	600	17	Sam GRAHAM	Honda -	2:15.781	5	6	14.470	0.009	78.71
35	56	1000	18	Michael STONE	Honda -	2:15.823	6	6	14.512	0.042	78.69
36	171	1000	19	Daniel GIBBS	Suzuki - Thomas Racing	2:17.371	5	6	16.060	1.548	77.80
37	84	600	18	James KENWARD	Kawasaki - FG1	2:17.514	4	5	16.203	0.143	77.72
38	99	600	19	Shaun HARVEY	Yamaha -	2:17.751	4	6	16.440	0.237	77.58
39	66	1000	20	Paul GILBERT	Suzuki -	2:18.020	7	7	16.709	0.269	77.43
40	46	1000	21	Adrian DRAPER	Suzuki - droopy racing uk	2:18.385	6	6	17.074	0.365	77.23
41	95	600	20	Karl SMITH	Yamaha - The Flooring Centre Romford	2:21.029	6	6	19.718	2.644	75.78
42	69	600	21	Robert WINDEATT	Triumph - L&W Contractors	2:23.922	6	6	22.611	2.893	74.26
43	67	600	22	Tony COE	Honda -	2:24.013	5	6	22.702	0.091	74.21
44	18	600	23	Scott ALLOTT	Triumph -	2:24.034	6	6	22.723	0.021	74.20
45	78	600	24	Nicholas JOINT	Honda - Sydnad's Custom Decals	2:26.661	6	6	25.350	2.627	72.87
46	55	1000	22	Michael LAURENSON	Ducati -	2:28.282	6	6	26.971	1.621	72.07
47	111	1000	23	Lindsey FAIRFIELD	Ducati - FBP Corse	2:33.085	6	6	31.774	4.803	69.81
48	70	600	25	Lukasz HENCEL	Honda -	2:33.116	2	2	31.805	0.031	69.80

*** Bikes 86, 94 & 149 - Please fit a working transponder**

Snetterton
Circuit Length = 2.9689 miles
Start: 09:37 Flag 09:52 End: 09:54

Weather / Track : Cloudy / Dry
These results are provisional until the conclusion of any judicial and technical matters.

Clerk Of Course :		Timekeeper :

Results can be found at www.tsl-timing.com

Printed - 09:55 Saturday, 28 May 2016

BMCRC - MRO Championships 2016 - Rnd 4 @ Snetterton 300

BMCRC Rookie 600 & 1000

QUALIFYING - SECTOR ANALYSIS

SECTOR 1 = FL to I1, SECTOR 2 = I1 to FL, DIFF = Difference To Personal Best Lap

P1 15 1000 Mariusz SIEMIENIUK-JUZWIUK Honda - BELMONT AUTO SERVICE

IDEAL LAP TIME : 2:01.311 BEST LAP TIME : 2:01.311 DIFFERENCE : 0.000

LAP	SECTOR 1	SECTOR 2	LAP TIME	MPH	DIFF	TIME OF DAY
1 -	1:27.334	41.454	2:08.788	82.98	7.477	09:39:43.392
2 -	1:21.984	40.970	2:02.954 **(3)**	86.92	1.643	09:41:46.346
3 -	***1:20.792***	***40.519***	***2:01.311*** **(1)**	***88.10***		***09:43:47.657***
4 -	1:22.077	40.731	2:02.808 **(2)**	87.03	1.497	09:45:50.465
5 -	1:21.232	42.093	2:03.325	86.66	2.014	09:47:53.790
6 -	1:24.155	41.856	2:06.011	84.81	4.700	09:49:59.801

P2 5 1000 Kyle O'DONOVAN Yamaha -

IDEAL LAP TIME : 2:01.643 BEST LAP TIME : 2:01.643 DIFFERENCE : 0.000

LAP	SECTOR 1	SECTOR 2	LAP TIME	MPH	DIFF	TIME OF DAY
1 -	1:32.860	42.748	2:15.608	78.81	13.965	09:39:53.253
2 -	1:22.101	41.178	2:03.279 **(3)**	86.69	1.636	09:41:56.532
3 -	1:21.026	40.861	2:01.887 **(2)**	87.68	0.244	09:43:58.419
4 -	1:21.668	42.051	2:03.719	86.38	2.076	09:46:02.138
5 -	***1:20.786***	***40.857***	***2:01.643*** **(1)**	***87.86***		***09:48:03.781***
6 -	1:22.891	42.682	2:05.573	85.11	3.930	09:50:09.354
7 -	1:21.824	42.413	2:04.237	86.02	2.594	09:52:13.591

P3 33 1000 Rafal GRZEDA Suzuki -

IDEAL LAP TIME : 2:01.448 BEST LAP TIME : 2:01.800 DIFFERENCE : 0.352

LAP	SECTOR 1	SECTOR 2	LAP TIME	MPH	DIFF	TIME OF DAY
1 -	1:31.867	43.378	2:15.245	79.02	13.445	09:39:52.514
2 -	1:23.739	40.775	2:04.514	85.83	2.714	09:41:57.028
3 -	***1:21.096***	40.836	2:01.932 **(2)**	87.65	0.132	09:43:58.960
4 -	1:21.471	42.137	2:03.608 **(3)**	86.46	1.808	09:46:02.568
5 -	1:21.448	***40.352***	***2:01.800*** **(1)**	***87.75***		***09:48:04.368***

P4 24 600 Callaghn EDSER Yamaha -

IDEAL LAP TIME : 2:00.865 BEST LAP TIME : 2:02.095 DIFFERENCE : 1.230

LAP	SECTOR 1	SECTOR 2	LAP TIME	MPH	DIFF	TIME OF DAY
1 -	1:26.454	41.053	2:07.507	83.82	5.412	09:39:41.087
2 -	1:22.037	40.802	2:02.839 **(3)**	87.00	0.744	09:41:43.926
3 -	1:21.595	40.932	2:02.527 **(2)**	87.23	0.432	09:43:46.453
4 -	1:23.179	48.263	2:11.442	81.31	9.347	09:45:57.895
5 -	1:21.357	***40.738***	***2:02.095*** **(1)**	***87.53***		***09:47:59.990***
6 -	1:22.765	41.375	2:04.140	86.09	2.045	09:50:04.130
7 -	***1:20.127***	48.200	2:08.327	83.28	6.232	09:52:12.457

P5 11 1000 Mick WHALLEY Yamaha - Fresh Fruit Ltd

IDEAL LAP TIME : 2:02.402 BEST LAP TIME : 2:02.414 DIFFERENCE : 0.012

LAP	SECTOR 1	SECTOR 2	LAP TIME	MPH	DIFF	TIME OF DAY
1 -	1:27.457	41.980	2:09.437	82.57	7.023	09:39:42.212
2 -	1:23.003	***41.011***	2:04.014 **(3)**	86.18	1.600	09:41:46.226
3 -	1:22.414	41.244	2:03.658 **(2)**	86.43	1.244	09:43:49.884
4 -	1:23.322	41.578	2:04.900	85.57	2.486	09:45:54.784
5 -	1:23.083	41.537	2:04.620	85.76	2.206	09:47:59.404
6 -	1:23.418	43.600	2:07.018	84.14	4.604	09:50:06.422
7 -	***1:21.391***	41.023	***2:02.414*** **(1)**	***87.31***		***09:52:08.836***

P6 94 1000 Justin BONE Kawasaki - APARK & HOOBS ROOFING

IDEAL LAP TIME : BEST LAP TIME : 2:02.443 DIFFERENCE :

LAP	SECTOR 1	SECTOR 2	LAP TIME	MPH	DIFF	TIME OF DAY
1 -			2:14.285	79.59	11.842	09:39:54.612
2 -			2:03.576	86.48	1.133	09:41:58.188
3 -			2:02.629 **(2)**	87.15	0.186	09:44:00.817

Weather / Track : Cloudy / Dry

Snetterton
Circuit Length = 2.9689 miles
Start: 09:37 Flag 09:52 End: 09:54

BMCRC - MRO Championships 2016 - Rnd 4 @ Snetterton 300

BMCRC Rookie 600 & 1000

QUALIFYING - SECTOR ANALYSIS

SECTOR 1 = FL to I1, SECTOR 2 = I1 to FL, DIFF = Difference To Personal Best Lap

4 -	2:02.762	(3)	87.06	0.319	09:46:03.579
5 -	***2:02.443***	**(1)**	***87.29***		***09:48:06.022***
6 -	2:04.698		85.71	2.255	09:50:10.720
7 -	2:05.951		84.85	3.508	09:52:16.671

P7 44 600 Tom NEWMAN Honda -

IDEAL LAP TIME : 2:03.902 BEST LAP TIME : 2:03.902 DIFFERENCE : 0.000

LAP	SECTOR 1	SECTOR 2	LAP TIME		MPH	DIFF	TIME OF DAY
1 -	1:29.948	42.561	2:12.509		80.65	8.607	09:39:46.582
2 -	1:22.739	41.340	2:04.079	(2)	86.13	0.177	09:41:50.661
3 -	***1:22.590***	***41.312***	***2:03.902***	**(1)**	***86.26***		***09:43:54.563***
4 -	1:23.406	44.478	2:07.884		83.57	3.982	09:46:02.447
5 -	1:23.229	42.240	2:05.469	(3)	85.18	1.567	09:48:07.916
6 -	1:23.680	43.105	2:06.785		84.30	2.883	09:50:14.701
7 -	1:23.161	42.721	2:05.882		84.90	1.980	09:52:20.583

P8 86 600 David SHOUBRIDGE Kawasaki - ASAP (allsignsallprint)

IDEAL LAP TIME : BEST LAP TIME : 2:03.981 DIFFERENCE :

LAP	SECTOR 1	SECTOR 2	LAP TIME		MPH	DIFF	TIME OF DAY
1 -			2:27.608		72.40	23.627	09:40:40.521
2 -			2:10.477		81.91	6.496	09:42:50.998
3 -			2:07.069		84.11	3.088	09:44:58.067
4 -			2:06.107		84.75	2.126	09:47:04.174
5 -			2:05.851	(3)	84.92	1.870	09:49:10.025
6 -			2:04.225	(2)	86.03	0.244	09:51:14.250
7 -			***2:03.981***	**(1)**	***86.20***		***09:53:18.231***

P9 149 600 Callum HAMMETT Yamaha -

IDEAL LAP TIME : BEST LAP TIME : 2:04.435 DIFFERENCE :

LAP	SECTOR 1	SECTOR 2	LAP TIME		MPH	DIFF	TIME OF DAY
1 -			2:21.183		75.70	16.748	09:39:59.763
2 -			2:06.703	(3)	84.35	2.268	09:42:06.466
3 -			2:04.520	(2)	85.83	0.085	09:44:10.986
4 -			***2:04.435***	**(1)**	***85.89***		***09:46:15.421***

P10 21 1000 James CHORLTON Kawasaki - We fight any claim

IDEAL LAP TIME : 2:05.466 BEST LAP TIME : 2:05.613 DIFFERENCE : 0.147

LAP	SECTOR 1	SECTOR 2	LAP TIME		MPH	DIFF	TIME OF DAY
1 -	1:34.211	44.843	2:19.054		76.86	13.441	09:39:55.071
2 -	1:25.553	42.397	2:07.950		83.53	2.337	09:42:03.021
3 -	***1:23.372***	42.241	***2:05.613***	**(1)**	***85.08***		***09:44:08.634***
4 -	1:23.729	42.565	2:06.294	(3)	84.62	0.681	09:46:14.928
5 -	1:23.859	42.311	2:06.170	(2)	84.71	0.557	09:48:21.098
6 -	1:24.249	***42.094***	2:06.343		84.59	0.730	09:50:27.441
7 -	1:24.286	42.581	2:06.867		84.24	1.254	09:52:34.308

P11 30 1000 Rikus BRUWER Kawasaki -

IDEAL LAP TIME : 2:06.715 BEST LAP TIME : 2:06.801 DIFFERENCE : 0.086

LAP	SECTOR 1	SECTOR 2	LAP TIME		MPH	DIFF	TIME OF DAY
1 -	1:37.211	46.601	2:23.812		74.31	17.011	09:40:05.458
2 -	1:29.023	45.103	2:14.126		79.68	7.325	09:42:19.584
3 -	1:26.303	43.403	2:09.706		82.40	2.905	09:44:29.290
4 -	1:25.586	43.367	2:08.953		82.88	2.152	09:46:38.243
5 -	1:25.002	43.221	2:08.223	(3)	83.35	1.422	09:48:46.466
6 -	1:24.643	***42.560***	2:07.203	(2)	84.02	0.402	09:50:53.669
7 -	***1:24.155***	42.646	***2:06.801***	**(1)**	***84.29***		***09:53:00.470***

Snetterton
Circuit Length = 2.9689 miles
Start: 09:37 Flag 09:52 End: 09:54

Weather / Track : Cloudy / Dry

BMCRC - MRO Championships 2016 - Rnd 4 @ Snetterton 300

BMCRC Rookie 600 & 1000

QUALIFYING - SECTOR ANALYSIS

SECTOR 1 = FL to I1, SECTOR 2 = I1 to FL, DIFF = Difference To Personal Best Lap

P12 81 600 Liam DUFFETT Honda -

IDEAL LAP TIME : 2:06.453 BEST LAP TIME : 2:06.962 DIFFERENCE : 0.509

LAP	SECTOR 1	SECTOR 2	LAP TIME	MPH	DIFF	TIME OF DAY
1 -	1:35.127	44.076	2:19.203	76.78	12.241	09:39:57.947
2 -	1:25.879	42.689	2:08.568	83.13	1.606	09:42:06.515
3 -	1:24.630	***42.435***	2:07.065 **(2)**	84.11	0.103	09:44:13.580
4 -	1:24.671	42.929	2:07.600 **(3)**	83.76	0.638	09:46:21.180
5 -	1:25.364	43.324	2:08.688	83.05	1.726	09:48:29.868
6 -	***1:24.018***	42.944	***2:06.962*** **(1)**	***84.18***		***09:50:36.830***

P13 10 1000 Alex PENRICE Suzuki - AP Motorcycles

IDEAL LAP TIME : 2:08.309 BEST LAP TIME : 2:08.576 DIFFERENCE : 0.267

LAP	SECTOR 1	SECTOR 2	LAP TIME	MPH	DIFF	TIME OF DAY
1 -	1:32.909	45.790	2:18.699	77.05	10.123	09:40:51.264
2 -	1:30.319	45.011	2:15.330	78.97	6.754	09:43:06.594
3 -	1:27.007	43.932	2:10.939	81.62	2.363	09:45:17.533
4 -	1:27.081	43.673	2:10.754	81.74	2.178	09:47:28.287
5 -	1:26.241	43.879	2:10.120 **(3)**	82.14	1.544	09:49:38.407
6 -	1:25.793	***42.783***	***2:08.576*** **(1)**	***83.12***		***09:51:46.983***
7 -	***1:25.526***	44.441	2:09.967 **(2)**	82.23	1.391	09:53:56.950

P14 82 600 Andrew SMITH Suzuki - 5 Club Racing

IDEAL LAP TIME : 2:08.838 BEST LAP TIME : 2:08.838 DIFFERENCE : 0.000

LAP	SECTOR 1	SECTOR 2	LAP TIME	MPH	DIFF	TIME OF DAY
1 -	1:35.514	45.643	2:21.157	75.71	12.319	09:39:59.604
2 -	1:28.811	43.475	2:12.286	80.79	3.448	09:42:11.890
3 -	1:27.016	43.257	2:10.273 **(3)**	82.04	1.435	09:44:22.163
4 -	1:27.652	43.285	2:10.937	81.62	2.099	09:46:33.100
5 -	1:27.511	43.992	2:11.503	81.27	2.665	09:48:44.603
6 -	1:26.394	42.877	2:09.271 **(2)**	82.67	0.433	09:50:53.874
7 -	***1:26.114***	***42.724***	***2:08.838*** **(1)**	***82.95***		***09:53:02.712***

P15 57 1000 Justin McCORMACK Kawasaki - Team JMR

IDEAL LAP TIME : 2:08.979 BEST LAP TIME : 2:09.042 DIFFERENCE : 0.063

LAP	SECTOR 1	SECTOR 2	LAP TIME	MPH	DIFF	TIME OF DAY
1 -	1:37.084	44.552	2:21.636	75.46	12.594	09:40:02.374
2 -	1:27.300	42.900	2:10.200	82.08	1.158	09:42:12.574
3 -	***1:26.264***	43.386	2:09.650 **(2)**	82.43	0.608	09:44:22.224
4 -	1:26.327	***42.715***	***2:09.042*** **(1)**	***82.82***		***09:46:31.266***
5 -	1:32.406	48.941	2:21.347	75.61	12.305	09:48:52.613
6 -	1:29.394	44.428	2:13.822	79.86	4.780	09:51:06.435
7 -	1:26.711	43.146	2:09.857 **(3)**	82.30	0.815	09:53:16.292

P16 2 1000 David ADAMS Yamaha - Cambridge Transformers Ltd

IDEAL LAP TIME : 2:09.059 BEST LAP TIME : 2:09.188 DIFFERENCE : 0.129

LAP	SECTOR 1	SECTOR 2	LAP TIME	MPH	DIFF	TIME OF DAY
1 -	1:46.386	48.658	2:35.044	68.93	25.856	09:40:18.059
2 -	1:29.938	44.929	2:14.867	79.24	5.679	09:42:32.926
3 -	1:28.704	46.987	2:15.691	78.76	6.503	09:44:48.617
4 -	1:31.130	44.043	2:15.173	79.06	5.985	09:47:03.790
5 -	1:27.070	43.471	2:10.541 **(3)**	81.87	1.353	09:49:14.331
6 -	***1:26.805***	43.449	2:10.254 **(2)**	82.05	1.066	09:51:24.585
7 -	1:26.934	***42.254***	***2:09.188*** **(1)**	***82.73***		***09:53:33.773***

P17 121 1000 Dan TINSLEY Yamaha -

IDEAL LAP TIME : 2:09.648 BEST LAP TIME : 2:09.648 DIFFERENCE : 0.000

LAP	SECTOR 1	SECTOR 2	LAP TIME	MPH	DIFF	TIME OF DAY
1 -	1:37.110	45.933	2:23.043	74.71	13.395	09:39:59.352

Weather / Track : Cloudy / Dry

Snetterton
Circuit Length = 2.9689 miles
Start: 09:37 Flag 09:52 End: 09:54

BMCRC - MRO Championships 2016 - Rnd 4 @ Snetterton 300

BMCRC Rookie 600 & 1000

QUALIFYING - SECTOR ANALYSIS

SECTOR 1 = FL to I1, SECTOR 2 = I1 to FL, DIFF = Difference To Personal Best Lap

2 -	1:27.933	43.461	2:11.394	(2)	81.34	1.746	09:42:10.746
3 -	***1:26.224***	***43.424***	***2:09.648***	**(1)**	***82.43***		***09:44:20.394***
4 -	1:27.435	44.308	2:11.743	(3)	81.12	2.095	09:46:32.137

P18 16 1000 Paul CROWSON Suzuki -

IDEAL LAP TIME : 2:09.698 BEST LAP TIME : 2:09.734 DIFFERENCE : 0.036

LAP	SECTOR 1	SECTOR 2	LAP TIME		MPH	DIFF	TIME OF DAY
1 -	1:43.693	47.288	2:30.981		70.79	21.247	09:40:13.061
2 -	1:30.724	45.382	2:16.106		78.52	6.372	09:42:29.167
3 -	1:28.684	44.816	2:13.500		80.06	3.766	09:44:42.667
4 -	1:27.839	44.713	2:12.552	(3)	80.63	2.818	09:46:55.219
5 -	1:26.014	***43.720***	***2:09.734***	**(1)**	***82.38***		***09:49:04.953***
6 -	1:26.144	47.188	2:13.332		80.16	3.598	09:51:18.285
7 -	***1:25.978***	44.075	2:10.053	(2)	82.18	0.319	09:53:28.338

P19 100 1000 Keith STEAD Honda - Kestead

IDEAL LAP TIME : 2:08.712 BEST LAP TIME : 2:09.799 DIFFERENCE : 1.087

LAP	SECTOR 1	SECTOR 2	LAP TIME		MPH	DIFF	TIME OF DAY
1 -	1:41.440	46.991	2:28.431		72.00	18.632	09:40:08.874
2 -	1:28.349	44.371	2:12.720		80.53	2.921	09:42:21.594
3 -	1:26.856	44.155	2:11.011	(3)	81.58	1.212	09:44:32.605
4 -	1:26.980	44.081	2:11.061		81.55	1.262	09:46:43.666
5 -	***1:25.218***	44.581	***2:09.799***	**(1)**	***82.34***		***09:48:53.465***
6 -	1:28.823	45.024	2:13.847		79.85	4.048	09:51:07.312
7 -	1:26.472	***43.494***	2:09.966	(2)	82.23	0.167	09:53:17.278

P20 83 600 Peter CUNNINGHAM Triumph -

IDEAL LAP TIME : 2:09.921 BEST LAP TIME : 2:09.921 DIFFERENCE : 0.000

LAP	SECTOR 1	SECTOR 2	LAP TIME		MPH	DIFF	TIME OF DAY
1 -	1:47.105	48.836	2:35.941		68.53	26.020	09:40:46.370
2 -	1:30.843	45.878	2:16.721		78.17	6.800	09:43:03.091
3 -	1:28.400	44.369	2:12.769	(3)	80.50	2.848	09:45:15.860
4 -	1:28.239	43.356	2:11.595	(2)	81.21	1.674	09:47:27.455
5 -	***1:26.601***	***43.320***	***2:09.921***	**(1)**	***82.26***		***09:49:37.376***

P21 98 600 Lee ELLIS Yamaha - My wife!

IDEAL LAP TIME : 2:10.009 BEST LAP TIME : 2:10.009 DIFFERENCE : 0.000

LAP	SECTOR 1	SECTOR 2	LAP TIME		MPH	DIFF	TIME OF DAY
1 -	1:38.508	47.485	2:25.993		73.20	15.984	09:40:07.740
2 -	1:28.267	44.467	2:12.734		80.52	2.725	09:42:20.474
3 -	1:27.251	44.339	2:11.590	(3)	81.22	1.581	09:44:32.064
4 -	1:27.256	44.377	2:11.633		81.19	1.624	09:46:43.697
5 -	1:27.485	44.027	2:11.512	(2)	81.27	1.503	09:48:55.209
6 -	1:27.873	44.832	2:12.705		80.54	2.696	09:51:07.914
7 -	***1:26.041***	***43.968***	***2:10.009***	**(1)**	***82.21***		***09:53:17.923***

P22 41 1000 Steven YOUNG Honda - WDE Recruitment

IDEAL LAP TIME : 2:09.303 BEST LAP TIME : 2:10.174 DIFFERENCE : 0.871

LAP	SECTOR 1	SECTOR 2	LAP TIME		MPH	DIFF	TIME OF DAY
1 -	1:38.465	46.227	2:24.692		73.86	14.518	09:40:04.474
2 -	1:26.557	44.396	2:10.953	(2)	81.61	0.779	09:42:15.427
3 -	1:28.572	44.138	2:12.710		80.53	2.536	09:44:28.137
4 -	1:27.964	45.243	2:13.207		80.23	3.033	09:46:41.344
5 -	1:33.521	52.103	2:25.624		73.39	15.450	09:49:06.968
6 -	***1:25.316***	46.085	2:11.401	(3)	81.33	1.227	09:51:18.369
7 -	1:26.187	***43.987***	***2:10.174***	**(1)**	***82.10***		***09:53:28.543***

Weather / Track : Cloudy / Dry

Snetterton
Circuit Length = 2.9689 miles
Start: 09:37 Flag 09:52 End: 09:54

BMCRC - MRO Championships 2016 - Rnd 4 @ Snetterton 300

BMCRC Rookie 600 & 1000

QUALIFYING - SECTOR ANALYSIS

SECTOR 1 = FL to I1, SECTOR 2 = I1 to FL, DIFF = Difference To Personal Best Lap

P23 53 600 Jason SIGGS Triumph - J Siggs Construction

IDEAL LAP TIME : 2:09.278 BEST LAP TIME : 2:10.203 DIFFERENCE : 0.925

LAP	SECTOR 1	SECTOR 2	LAP TIME	MPH	DIFF	TIME OF DAY
1 -	1:48.574	49.723	2:38.297	67.51	28.094	09:40:19.370
2 -	1:29.416	45.043	2:14.459	79.48	4.256	09:42:33.829
3 -	1:29.147	45.943	2:15.090	79.11	4.887	09:44:48.919
4 -	1:30.426	44.094	2:14.520	79.45	4.317	09:47:03.439
5 -	1:27.477	44.176	2:11.653 **(3)**	81.18	1.450	09:49:15.092
6 -	***1:26.162***	44.041	***2:10.203*** **(1)**	***82.08***		***09:51:25.295***
7 -	1:27.618	***43.116***	2:10.734 **(2)**	81.75	0.531	09:53:36.029

P24 17 600 Philip BAKER Triumph - Martello Building Consultancy

IDEAL LAP TIME : 2:10.129 BEST LAP TIME : 2:10.302 DIFFERENCE : 0.173

LAP	SECTOR 1	SECTOR 2	LAP TIME	MPH	DIFF	TIME OF DAY
1 -	1:39.965	48.266	2:28.231	72.10	17.929	09:40:07.943
2 -	1:28.715	44.338	2:13.053	80.32	2.751	09:42:20.996
3 -	1:26.976	44.148	2:11.124 **(3)**	81.51	0.822	09:44:32.120
4 -	1:27.669	44.616	2:12.285	80.79	1.983	09:46:44.405
5 -	1:27.113	***43.795***	2:10.908 **(2)**	81.64	0.606	09:48:55.313
6 -	1:28.095	44.675	2:12.770	80.50	2.468	09:51:08.083
7 -	***1:26.334***	43.968	***2:10.302*** **(1)**	***82.02***		***09:53:18.385***

P25 130 600 Lee BUTTON Yamaha - Elite Spas/Goodwins/Sparkle Spas

IDEAL LAP TIME : 2:09.875 BEST LAP TIME : 2:10.321 DIFFERENCE : 0.446

LAP	SECTOR 1	SECTOR 2	LAP TIME	MPH	DIFF	TIME OF DAY
1 -	1:37.349	44.930	2:22.279	75.12	11.958	09:40:01.299
2 -	1:27.405	43.953	2:11.358 **(3)**	81.36	1.037	09:42:12.657
3 -	1:27.336	***43.454***	2:10.790 **(2)**	81.71	0.469	09:44:23.447
4 -	***1:26.421***	43.900	***2:10.321*** **(1)**	***82.01***		***09:46:33.768***
5 -	1:27.075	45.253	2:12.328	80.76	2.007	09:48:46.096
6 -	1:27.918	44.717	2:12.635	80.58	2.314	09:50:58.731
7 -	1:28.580	44.253	2:12.833	80.46	2.512	09:53:11.564

P26 28 1000 Andrew HARRISON Honda - Leiston press

IDEAL LAP TIME : 2:10.004 BEST LAP TIME : 2:10.355 DIFFERENCE : 0.351

LAP	SECTOR 1	SECTOR 2	LAP TIME	MPH	DIFF	TIME OF DAY
1 -	1:45.074	48.609	2:33.683	69.54	23.328	09:40:39.169
2 -	1:34.475	45.689	2:20.164	76.25	9.809	09:42:59.333
3 -	1:31.556	46.433	2:17.989	77.45	7.634	09:45:17.322
4 -	1:29.106	45.212	2:14.318	79.57	3.963	09:47:31.640
5 -	***1:26.576***	43.779	***2:10.355*** **(1)**	***81.99***		***09:49:41.995***
6 -	1:28.591	44.171	2:12.762 **(3)**	80.50	2.407	09:51:54.757
7 -	1:27.612	***43.428***	2:11.040 **(2)**	81.56	0.685	09:54:05.797

P27 137 1000 Alun JOYCE Honda - the fitness factory

IDEAL LAP TIME : 2:10.159 BEST LAP TIME : 2:10.399 DIFFERENCE : 0.240

LAP	SECTOR 1	SECTOR 2	LAP TIME	MPH	DIFF	TIME OF DAY
1 -	1:48.630	49.361	2:37.991	67.64	27.592	09:40:20.025
2 -	1:31.036	44.356	2:15.392	78.94	4.993	09:42:35.417
3 -	1:29.366	44.106	2:13.472	80.07	3.073	09:44:48.889
4 -	1:29.503	***43.558***	2:13.061 **(3)**	80.32	2.662	09:47:01.950
5 -	1:28.114	43.568	2:11.682 **(2)**	81.16	1.283	09:49:13.632
6 -	***1:26.601***	43.798	***2:10.399*** **(1)**	***81.96***		***09:51:24.031***
7 -	1:29.973	43.590	2:13.563	80.02	3.164	09:53:37.594

P28 543 600 Stefan ELLIS Yamaha - Bespoke Bathing Company

IDEAL LAP TIME : 2:10.009 BEST LAP TIME : 2:10.414 DIFFERENCE : 0.405

LAP	SECTOR 1	SECTOR 2	LAP TIME	MPH	DIFF	TIME OF DAY

Weather / Track : Cloudy / Dry

Snetterton
Circuit Length = 2.9689 miles
Start: 09:37 Flag 09:52 End: 09:54

BMCRC - MRO Championships 2016 - Rnd 4 @ Snetterton 300

BMCRC Rookie 600 & 1000

QUALIFYING - SECTOR ANALYSIS

SECTOR 1 = FL to I1, SECTOR 2 = I1 to FL, DIFF = Difference To Personal Best Lap

1 -	1:47.190	49.724	2:36.914	68.11	26.500	09:40:45.108
2 -	1:31.281	46.224	2:17.505	77.72	7.091	09:43:02.613
3 -	1:29.009	44.926	2:13.935	79.80	3.521	09:45:16.548
4 -	1:27.772	43.908	2:11.680 **(2)**	81.16	1.266	09:47:28.228
5 -	1:26.632	***43.782***	***2:10.414*** **(1)**	***81.95***		***09:49:38.642***
6 -	***1:26.227***	47.056	2:13.283	80.19	2.869	09:51:51.925
7 -	1:28.667	43.963	2:12.630 **(3)**	80.58	2.216	09:54:04.555

P29 62 600 Charlie PATERSON Yamaha -

IDEAL LAP TIME : 2:12.428 BEST LAP TIME : 2:12.428 DIFFERENCE : 0.000

LAP	SECTOR 1	SECTOR 2	LAP TIME	MPH	DIFF	TIME OF DAY
1 -	1:37.427	47.774	2:25.201 **(2)**	73.60	12.773	09:40:08.547
2 -	***1:27.926***	***44.502***	***2:12.428*** **(1)**	***80.70***		***09:42:20.975***

P30 16 600 Oliver SHOTTON Kawasaki -

IDEAL LAP TIME : 2:12.476 BEST LAP TIME : 2:13.190 DIFFERENCE : 0.714

LAP	SECTOR 1	SECTOR 2	LAP TIME	MPH	DIFF	TIME OF DAY
1 -	1:43.155	49.374	2:32.529	70.07	19.339	09:40:47.399
2 -	1:30.767	46.781	2:17.548	77.70	4.358	09:43:04.947
3 -	1:28.811	***44.698***	2:13.509	80.05	0.319	09:45:18.456
4 -	***1:27.778***	45.452	2:13.230 **(2)**	80.22	0.040	09:47:31.686
5 -	1:28.273	45.017	2:13.290 **(3)**	80.18	0.100	09:49:44.976
6 -	1:28.512	45.320	2:13.832	79.86	0.642	09:51:58.808
7 -	1:28.243	44.947	***2:13.190*** **(1)**	***80.24***		***09:54:11.998***

P31 4 600 Nigel DAVIES Yamaha -

IDEAL LAP TIME : 2:13.305 BEST LAP TIME : 2:13.535 DIFFERENCE : 0.230

LAP	SECTOR 1	SECTOR 2	LAP TIME	MPH	DIFF	TIME OF DAY
1 -	1:48.527	50.509	2:39.036	67.20	25.501	09:40:50.749
2 -	1:35.288	46.069	2:21.357	75.61	7.822	09:43:12.106
3 -	1:32.547	45.563	2:18.110	77.38	4.575	09:45:30.216
4 -	1:31.211	***44.753***	2:15.964 **(3)**	78.60	2.429	09:47:46.180
5 -	1:29.603	44.754	2:14.357 **(2)**	79.54	0.822	09:50:00.537
6 -	***1:28.552***	44.983	***2:13.535*** **(1)**	***80.03***		***09:52:14.072***

P32 87 1000 Kristian ZAREV Ducati -

IDEAL LAP TIME : 2:14.203 BEST LAP TIME : 2:14.473 DIFFERENCE : 0.270

LAP	SECTOR 1	SECTOR 2	LAP TIME	MPH	DIFF	TIME OF DAY
1 -	1:47.731	50.759	2:38.490	67.43	24.017	09:40:45.433
2 -	1:33.308	48.128	2:21.436	75.56	6.963	09:43:06.869
3 -	1:33.320	46.896	2:20.216	76.22	5.743	09:45:27.085
4 -	1:30.036	46.888	2:16.924 **(3)**	78.05	2.451	09:47:44.009
5 -	1:29.965	***44.508***	***2:14.473*** **(1)**	***79.48***		***09:49:58.482***
6 -	***1:29.695***	45.472	2:15.167 **(2)**	79.07	0.694	09:52:13.649

P33 19 600 Mark HART MV Agusta - MV Agusta Wales / The specialist in traditional sasl

IDEAL LAP TIME : 2:15.772 BEST LAP TIME : 2:15.772 DIFFERENCE : 0.000

LAP	SECTOR 1	SECTOR 2	LAP TIME	MPH	DIFF	TIME OF DAY
1 -	1:33.498	46.842	2:20.340	76.15	4.568	09:40:24.792
2 -	1:32.480	46.502	2:18.982	76.90	3.210	09:42:43.774
3 -	1:29.841	46.195	2:16.036 **(2)**	78.56	0.264	09:44:59.810
4 -	1:29.966	46.788	2:16.754 **(3)**	78.15	0.982	09:47:16.564
5 -	***1:29.688***	***46.084***	***2:15.772*** **(1)**	***78.72***		***09:49:32.336***
6 -	1:32.410	46.887	2:19.297	76.72	3.525	09:51:51.633
7 -	1:31.483	46.238	2:17.721	77.60	1.949	09:54:09.354

Weather / Track : Cloudy / Dry

Snetterton
Circuit Length = 2.9689 miles
Start: 09:37 Flag 09:52 End: 09:54

BMCRC - MRO Championships 2016 - Rnd 4 @ Snetterton 300

BMCRC Rookie 600 & 1000

QUALIFYING - SECTOR ANALYSIS

SECTOR 1 = FL to I1, SECTOR 2 = I1 to FL, DIFF = Difference To Personal Best Lap

P34 97 600 Sam GRAHAM Honda -

IDEAL LAP TIME : 2:15.249 BEST LAP TIME : 2:15.781 DIFFERENCE : 0.532

LAP	SECTOR 1	SECTOR 2	LAP TIME	MPH	DIFF	TIME OF DAY
1 -	1:45.890	52.197	2:38.087	67.60	22.306	09:40:43.827
2 -	1:33.428	49.600	2:23.028	74.72	7.247	09:43:06.855
3 -	1:32.978	46.477	2:19.455	76.64	3.674	09:45:26.310
4 -	1:31.544	46.606	2:18.150 (3)	77.36	2.369	09:47:44.460
5 -	1:30.766	***45.015***	***2:15.781 (1)***	***78.71***		***09:50:00.241***
6 -	***1:30.234***	45.840	2:16.074 (2)	78.54	0.293	09:52:16.315

P35 56 1000 Michael STONE Honda -

IDEAL LAP TIME : 2:15.823 BEST LAP TIME : 2:15.823 DIFFERENCE : 0.000

LAP	SECTOR 1	SECTOR 2	LAP TIME	MPH	DIFF	TIME OF DAY
1 -	1:45.846	50.620	2:36.466	68.30	20.643	09:40:40.513
2 -	1:36.359	49.266	2:25.625	73.39	9.802	09:43:06.138
3 -	1:35.693	47.336	2:23.029	74.72	7.206	09:45:29.167
4 -	1:32.437	47.110	2:19.547 (3)	76.59	3.724	09:47:48.714
5 -	1:31.719	46.675	2:18.394 (2)	77.22	2.571	09:50:07.108
6 -	***1:30.359***	***45.464***	***2:15.823 (1)***	***78.69***		***09:52:22.931***

P36 171 1000 Daniel GIBBS Suzuki - Thomas Racing

IDEAL LAP TIME : 2:17.371 BEST LAP TIME : 2:17.371 DIFFERENCE : 0.000

LAP	SECTOR 1	SECTOR 2	LAP TIME	MPH	DIFF	TIME OF DAY
1 -	1:49.183	51.059	2:40.242	66.69	22.871	09:40:46.743
2 -	1:35.404	48.336	2:23.740	74.35	6.369	09:43:10.483
3 -	1:34.315	47.281	2:21.596	75.48	4.225	09:45:32.079
4 -	1:32.513	48.045	2:20.558 (2)	76.04	3.187	09:47:52.637
5 -	***1:30.741***	***46.630***	***2:17.371 (1)***	***77.80***		***09:50:10.008***
6 -	1:33.399	47.342	2:20.741 (3)	75.94	3.370	09:52:30.749

P37 84 600 James KENWARD Kawasaki - FG1

IDEAL LAP TIME : 2:17.114 BEST LAP TIME : 2:17.514 DIFFERENCE : 0.400

LAP	SECTOR 1	SECTOR 2	LAP TIME	MPH	DIFF	TIME OF DAY
1 -	1:46.234	51.404	2:37.638	67.80	20.124	09:40:44.234
2 -	1:32.885	47.024	2:19.909	76.39	2.395	09:43:04.143
3 -	1:31.445	47.085	2:18.530 (3)	77.15	1.016	09:45:22.673
4 -	***1:30.704***	46.810	***2:17.514 (1)***	***77.72***		***09:47:40.187***
5 -	1:31.810	***46.410***	2:18.220 (2)	77.32	0.706	09:49:58.407

P38 99 600 Shaun HARVEY Yamaha -

IDEAL LAP TIME : 2:17.751 BEST LAP TIME : 2:17.751 DIFFERENCE : 0.000

LAP	SECTOR 1	SECTOR 2	LAP TIME	MPH	DIFF	TIME OF DAY
1 -	1:46.996	50.493	2:37.489	67.86	19.738	09:40:44.528
2 -	1:34.023	49.437	2:23.460	74.50	5.709	09:43:07.988
3 -	1:32.674	47.713	2:20.387 (2)	76.13	2.636	09:45:28.375
4 -	***1:31.060***	***46.691***	***2:17.751 (1)***	***77.58***		***09:47:46.126***
5 -	1:33.399	49.480	2:22.879	74.80	5.128	09:50:09.005
6 -	1:34.238	47.437	2:21.675 (3)	75.44	3.924	09:52:30.680

P39 66 1000 Paul GILBERT Suzuki -

IDEAL LAP TIME : 2:17.732 BEST LAP TIME : 2:18.020 DIFFERENCE : 0.288

LAP	SECTOR 1	SECTOR 2	LAP TIME	MPH	DIFF	TIME OF DAY
1 -	1:40.357	49.160	2:29.517	71.48	11.497	09:40:07.685
2 -	1:33.226	***46.569***	2:19.795 (3)	76.45	1.775	09:42:27.480
3 -	1:33.249	47.439	2:20.688	75.97	2.668	09:44:48.168
4 -	1:35.306	47.826	2:23.132	74.67	5.112	09:47:11.300
5 -	1:33.245	46.803	2:20.048	76.31	2.028	09:49:31.348
6 -	1:32.646	47.080	2:19.726 (2)	76.49	1.706	09:51:51.074

Snetterton
Circuit Length = 2.9689 miles
Start: 09:37 Flag 09:52 End: 09:54

Weather / Track : Cloudy / Dry

BMCRC - MRO Championships 2016 - Rnd 4 @ Snetterton 300

BMCRC Rookie 600 & 1000

QUALIFYING - SECTOR ANALYSIS

SECTOR 1 = FL to I1, SECTOR 2 = I1 to FL, DIFF = Difference To Personal Best Lap

7 -	***1:31.163***	46.857	***2:18.020***	**(1)**	***77.43***	***09:54:09.094***

P40 46 1000 Adrian DRAPER Suzuki - droopy racing uk

IDEAL LAP TIME : 2:18.385 BEST LAP TIME : 2:18.385 DIFFERENCE : 0.000

LAP	SECTOR 1	SECTOR 2	LAP TIME		MPH	DIFF	TIME OF DAY
1 -	1:48.185	51.047	2:39.232		67.12	20.847	09:40:48.299
2 -	1:34.697	47.737	2:22.434		75.03	4.049	09:43:10.733
3 -	1:33.656	47.485	2:21.141	**(3)**	75.72	2.756	09:45:31.874
4 -	1:33.367	49.313	2:22.680		74.90	4.295	09:47:54.554
5 -	1:33.507	47.014	2:20.521	**(2)**	76.06	2.136	09:50:15.075
6 -	***1:31.467***	***46.918***	***2:18.385***	**(1)**	***77.23***		***09:52:33.460***

P41 95 600 Karl SMITH Yamaha - The Flooring Centre Romford

IDEAL LAP TIME : 2:21.029 BEST LAP TIME : 2:21.029 DIFFERENCE : 0.000

LAP	SECTOR 1	SECTOR 2	LAP TIME		MPH	DIFF	TIME OF DAY
1 -	1:42.209	51.098	2:33.307		69.71	12.278	09:40:38.382
2 -	1:36.335	48.391	2:24.726	**(3)**	73.85	3.697	09:43:03.108
3 -	1:36.980	48.907	2:25.887		73.26	4.858	09:45:28.995
4 -	1:35.297	49.792	2:25.089		73.66	4.060	09:47:54.084
5 -	1:36.218	48.242	2:24.460	**(2)**	73.98	3.431	09:50:18.544
6 -	***1:33.202***	***47.827***	***2:21.029***	**(1)**	***75.78***		***09:52:39.573***

P42 69 600 Robert WINDEATT Triumph - L&W Contractors

IDEAL LAP TIME : 2:23.922 BEST LAP TIME : 2:23.922 DIFFERENCE : 0.000

LAP	SECTOR 1	SECTOR 2	LAP TIME		MPH	DIFF	TIME OF DAY
1 -	1:50.665	51.948	2:42.613		65.72	18.691	09:40:50.449
2 -	1:38.425	49.944	2:28.369		72.03	4.447	09:43:18.818
3 -	1:38.610	49.478	2:28.088		72.17	4.166	09:45:46.906
4 -	1:36.292	49.447	2:25.739	**(3)**	73.33	1.817	09:48:12.645
5 -	1:35.724	48.858	2:24.582	**(2)**	73.92	0.660	09:50:37.227
6 -	***1:35.211***	***48.711***	***2:23.922***	**(1)**	***74.26***		***09:53:01.149***

P43 67 600 Tony COE Honda -

IDEAL LAP TIME : 2:23.059 BEST LAP TIME : 2:24.013 DIFFERENCE : 0.954

LAP	SECTOR 1	SECTOR 2	LAP TIME		MPH	DIFF	TIME OF DAY
1 -	1:55.359	54.212	2:49.571		63.03	25.558	09:41:03.033
2 -	1:43.395	52.831	2:36.226		68.41	12.213	09:43:39.259
3 -	1:37.801	50.854	2:28.655		71.89	4.642	09:46:07.914
4 -	1:38.348	49.439	2:27.787	**(3)**	72.32	3.774	09:48:35.701
5 -	1:36.020	***47.993***	***2:24.013***	**(1)**	***74.21***		***09:50:59.714***
6 -	***1:35.066***	49.252	2:24.318	**(2)**	74.05	0.305	09:53:24.032

P44 18 600 Scott ALLOTT Triumph -

IDEAL LAP TIME : 2:22.710 BEST LAP TIME : 2:24.034 DIFFERENCE : 1.324

LAP	SECTOR 1	SECTOR 2	LAP TIME		MPH	DIFF	TIME OF DAY
1 -	1:50.839	51.719	2:42.558		65.74	18.524	09:40:19.421
2 -	1:39.340	51.977	2:31.317		70.63	7.283	09:42:50.738
3 -	1:36.821	50.526	2:27.347		72.53	3.313	09:45:18.085
4 -	1:37.201	48.866	2:26.067	**(3)**	73.17	2.033	09:47:44.152
5 -	1:36.755	***48.081***	2:24.836	**(2)**	73.79	0.802	09:50:08.988
6 -	***1:34.629***	49.405	***2:24.034***	**(1)**	***74.20***		***09:52:33.022***

P45 78 600 Nicholas JOINT Honda - Sydnad's Custom Decals

IDEAL LAP TIME : 2:26.068 BEST LAP TIME : 2:26.661 DIFFERENCE : 0.593

LAP	SECTOR 1	SECTOR 2	LAP TIME		MPH	DIFF	TIME OF DAY
1 -	1:47.037	IN PIT	3:09.913	**P**	56.27	43.252	09:41:13.980
2 -	OUTLAP	50.616	2:38.467		67.44	11.806	09:43:52.447
3 -	1:38.154	51.444	2:29.598		71.44	2.937	09:46:22.045

Weather / Track : Cloudy / Dry

Snetterton
Circuit Length = 2.9689 miles
Start: 09:37 Flag 09:52 End: 09:54

BMCRC - MRO Championships 2016 - Rnd 4 @ Snetterton 300

BMCRC Rookie 600 & 1000

QUALIFYING - SECTOR ANALYSIS

SECTOR 1 = FL to I1, SECTOR 2 = I1 to FL, DIFF = Difference To Personal Best Lap

4 -	1:38.596	***49.262***	2:27.858	**(2)**	72.28	1.197	09:48:49.903
5 -	1:37.587	50.735	2:28.322	**(3)**	72.05	1.661	09:51:18.225
6 -	***1:36.806***	49.855	***2:26.661***	**(1)**	***72.87***		***09:53:44.886***

P46 55 1000 Michael LAURENSON Ducati -

IDEAL LAP TIME : 2:26.655 BEST LAP TIME : 2:28.282 DIFFERENCE : 1.627

LAP	SECTOR 1	SECTOR 2	LAP TIME		MPH	DIFF	TIME OF DAY
1 -	1:52.840	52.799	2:45.639		64.52	17.357	09:40:24.123
2 -	1:41.239	49.887	2:31.126		70.72	2.844	09:42:55.249
3 -	1:38.611	50.514	2:29.125	**(2)**	71.67	0.843	09:45:24.374
4 -	1:39.877	49.480	2:29.357		71.56	1.075	09:47:53.731
5 -	1:40.173	***49.031***	2:29.204	**(3)**	71.63	0.922	09:50:22.935
6 -	***1:37.624***	50.658	***2:28.282***	**(1)**	***72.07***		***09:52:51.217***

P47 111 1000 Lindsey FAIRFIELD Ducati - FBP Corse

IDEAL LAP TIME : 2:33.085 BEST LAP TIME : 2:33.085 DIFFERENCE : 0.000

LAP	SECTOR 1	SECTOR 2	LAP TIME		MPH	DIFF	TIME OF DAY
1 -	1:51.231	52.721	2:43.952		65.19	10.867	09:40:56.453
2 -	1:42.199	53.151	2:35.350	**(3)**	68.80	2.265	09:43:31.803
3 -	1:43.347	51.705	2:35.052	**(2)**	68.93	1.967	09:46:06.855
4 -	1:42.374	54.243	2:36.617		68.24	3.532	09:48:43.472
5 -	1:43.462	52.221	2:35.683		68.65	2.598	09:51:19.155
6 -	***1:41.508***	***51.577***	***2:33.085***	**(1)**	***69.81***		***09:53:52.240***

P48 70 600 Lukasz HENCEL Honda -

IDEAL LAP TIME : 2:28.246 BEST LAP TIME : 2:33.116 DIFFERENCE : 4.870

LAP	SECTOR 1	SECTOR 2	LAP TIME		MPH	DIFF	TIME OF DAY
1 -	1:49.185	***51.100***	2:40.285	**(2)**	66.68	7.169	09:40:51.568
2 -	1:38.484	54.632	***2:33.116***	**(1)**	***69.80***		***09:43:24.684***

Weather / Track : Cloudy / Dry

Snetterton
Circuit Length = 2.9689 miles
Start: 09:37 Flag 09:52 End: 09:54

BMCRC - MRO Championships 2016 - Rnd 4 @ Snetterton 300

BMCRC Rookie 600 & 1000

QUALIFYING - BEST SECTORS

	SECTOR 1			SECTOR 2			IDEAL / BEST COMPARISON					
POS	NO	NAME	TIME	NO	NAME	TIME	POS	NO	NAME	IDEAL	BEST	DIFF
									PERFECT LAP	2:00.479		
1	24	EDSER	**1:20.127**	33	GRZEDA	**40.352**	1	24	EDSER	2:00.865	2:02.095	1.230
2	5	O'DONOVAN	**1:20.786**	15	SIEMIENIUK-JUZWIUK	**40.519**	2	15	SIEMIENIUK-JUZWIU	2:01.311	2:01.311	0.000
3	15	SIEMIENIUK-JUZWIUK	**1:20.792**	24	EDSER	**40.738**	3	33	GRZEDA	2:01.448	2:01.800	0.352
4	33	GRZEDA	**1:21.096**	5	O'DONOVAN	**40.857**	4	5	O'DONOVAN	2:01.643	2:01.643	0.000
5	11	WHALLEY	**1:21.391**	11	WHALLEY	**41.011**	5	11	WHALLEY	2:02.402	2:02.414	0.012
6	44	NEWMAN	**1:22.590**	44	NEWMAN	**41.312**	6	44	NEWMAN	2:03.902	2:03.902	0.000
7	21	CHORLTON	**1:23.372**	21	CHORLTON	**42.094**	7	21	CHORLTON	2:05.466	2:05.613	0.147
8	81	DUFFETT	**1:24.018**	2	ADAMS	**42.254**	8	81	DUFFETT	2:06.453	2:06.962	0.509
9	30	BRUWER	**1:24.155**	81	DUFFETT	**42.435**	9	30	BRUWER	2:06.715	2:06.801	0.086
10	100	STEAD	**1:25.218**	30	BRUWER	**42.560**	10	10	PENRICE	2:08.309	2:08.576	0.267
11	41	YOUNG	**1:25.316**	57	McCORMACK	**42.715**	11	100	STEAD	2:08.712	2:09.799	1.087
12	10	PENRICE	**1:25.526**	82	SMITH	**42.724**	12	82	SMITH	2:08.838	2:08.838	0.000
13	16	CROWSON	**1:25.978**	10	PENRICE	**42.783**	13	57	McCORMACK	2:08.979	2:09.042	0.063
14	98	ELLIS	**1:26.041**	53	SIGGS	**43.116**	14	2	ADAMS	2:09.059	2:09.188	0.129
15	82	SMITH	**1:26.114**	83	CUNNINGHAM	**43.320**	15	53	SIGGS	2:09.278	2:10.203	0.925
16	53	SIGGS	**1:26.162**	121	TINSLEY	**43.424**	16	41	YOUNG	2:09.303	2:10.174	0.871
17	121	TINSLEY	**1:26.224**	28	HARRISON	**43.428**	17	121	TINSLEY	2:09.648	2:09.648	0.000
18	543	ELLIS	**1:26.227**	130	BUTTON	**43.454**	18	16	CROWSON	2:09.698	2:09.734	0.036
19	57	McCORMACK	**1:26.264**	100	STEAD	**43.494**	19	130	BUTTON	2:09.875	2:10.321	0.446
20	17	BAKER	**1:26.334**	137	JOYCE	**43.558**	20	83	CUNNINGHAM	2:09.921	2:09.921	0.000
21	130	BUTTON	**1:26.421**	16	CROWSON	**43.720**	21	28	HARRISON	2:10.004	2:10.355	0.351
22	28	HARRISON	**1:26.576**	543	ELLIS	**43.782**	22	543	ELLIS	2:10.009	2:10.414	0.405
23	137	JOYCE	**1:26.601**	17	BAKER	**43.795**	23	98	ELLIS	2:10.009	2:10.009	0.000
24	83	CUNNINGHAM	**1:26.601**	98	ELLIS	**43.968**	24	17	BAKER	2:10.129	2:10.302	0.173
25	2	ADAMS	**1:26.805**	41	YOUNG	**43.987**	25	137	JOYCE	2:10.159	2:10.399	0.240
26	16	SHOTTON	**1:27.778**	62	PATERSON	**44.502**	26	62	PATERSON	2:12.428	2:12.428	0.000
27	62	PATERSON	**1:27.926**	87	ZAREV	**44.508**	27	16	SHOTTON	2:12.476	2:13.190	0.714
28	4	DAVIES	**1:28.552**	16	SHOTTON	**44.698**	28	4	DAVIES	2:13.305	2:13.535	0.230
29	19	HART	**1:29.688**	4	DAVIES	**44.753**	29	87	ZAREV	2:14.203	2:14.473	0.270
30	87	ZAREV	**1:29.695**	97	GRAHAM	**45.015**	30	97	GRAHAM	2:15.249	2:15.781	0.532
31	97	GRAHAM	**1:30.234**	56	STONE	**45.464**	31	19	HART	2:15.772	2:15.772	0.000
32	56	STONE	**1:30.359**	19	HART	**46.084**	32	56	STONE	2:15.823	2:15.823	0.000
33	84	KENWARD	**1:30.704**	84	KENWARD	**46.410**	33	84	KENWARD	2:17.114	2:17.514	0.400
34	171	GIBBS	**1:30.741**	66	GILBERT	**46.569**	34	171	GIBBS	2:17.371	2:17.371	0.000
35	99	HARVEY	**1:31.060**	171	GIBBS	**46.630**	35	66	GILBERT	2:17.732	2:18.020	0.288
36	66	GILBERT	**1:31.163**	99	HARVEY	**46.691**	36	99	HARVEY	2:17.751	2:17.751	0.000
37	46	DRAPER	**1:31.467**	46	DRAPER	**46.918**	37	46	DRAPER	2:18.385	2:18.385	0.000
38	95	SMITH	**1:33.202**	95	SMITH	**47.827**	38	95	SMITH	2:21.029	2:21.029	0.000
39	18	ALLOTT	**1:34.629**	67	COE	**47.993**	39	18	ALLOTT	2:22.710	2:24.034	1.324
40	67	COE	**1:35.066**	18	ALLOTT	**48.081**	40	67	COE	2:23.059	2:24.013	0.954
41	69	WINDEATT	**1:35.211**	69	WINDEATT	**48.711**	41	69	WINDEATT	2:23.922	2:23.922	0.000
42	78	JOINT	**1:36.806**	55	LAURENSON	**49.031**	42	78	JOINT	2:26.068	2:26.661	0.593
43	70	HENCEL	**1:37.146**	78	JOINT	**49.262**	43	55	LAURENSON	2:26.655	2:28.282	1.627
44	55	LAURENSON	**1:37.624**	70	HENCEL	**51.100**	44	70	HENCEL	2:28.246	2:33.116	4.870
45	111	FAIRFIELD	**1:41.508**	111	FAIRFIELD	**51.577**	45	111	FAIRFIELD	2:33.085	2:33.085	0.000
46							46	86	SHOUBRIDGE		2:03.981	
47							47	94	BONE		2:02.443	
48							48	149	HAMMETT		2:04.435	

Weather / Track : Cloudy / Dry

Snetterton
Circuit Length = 2.9689 miles
Start: 09:37 Flag 09:52 End: 09:54

Results can be found at www.tsl-timing.com

Printed - 09:56 Saturday, 28 May 2016

BMCRC - MRO Championships 2016 - Rnd 4 @ Snetterton 300

BMCRC Rookie 600

RACE 3 - CLASSIFICATION

POS	NO	NAME	ENTRY	LAPS	TIME	GAP	DIFF	MPH	BEST	ON
1	24	**Callaghn EDSER**	Yamaha -	**5**	10:11.290			87.42	**2:00.064**	5
2	86	**David SHOUBRIDGE**	Kawasaki - ASAP (allsignsallprint)	**5**	10:12.391	**1.101**	1.101	87.26	**2:00.111**	5
3	44	**Tom NEWMAN**	Honda -	**5**	10:19.973	**8.683**	7.582	86.19	**2:02.043**	3
4	149 *	**Callum HAMMETT**	Yamaha -	**5**	10:32.583	**21.293**	12.610	84.47	**2:05.075**	4
5	81	**Liam DUFFETT**	Honda -	**5**	10:37.398	**26.108**	4.815	83.84	**2:05.257**	2
6	83	**Peter CUNNINGHAM**	Triumph -	**5**	10:41.601	**30.311**	4.203	83.29	**2:04.898**	5
7	543	**Stefan ELLIS**	Yamaha - Bespoke Bathing Company	**5**	10:44.532	**33.242**	2.931	82.91	**2:06.065**	5
8	82	**Andrew SMITH**	Suzuki - 5 Club Racing	**5**	10:44.730	**33.440**	0.198	82.88	**2:06.520**	4
9	17	**Philip BAKER**	Triumph - Martello Building Consultancy	**5**	10:44.880	**33.590**	0.150	82.86	**2:06.729**	4
10	98	**Lee ELLIS**	Yamaha - My wife!	**5**	10:50.679	**39.389**	5.799	82.13	**2:07.593**	5
11	62	**Charlie PATERSON**	Yamaha -	**5**	10:52.414	**41.124**	1.735	81.91	**2:07.545**	4
12	53	**Jason SIGGS**	Triumph - J Siggs Construction	**5**	10:57.879	**46.589**	5.465	81.23	**2:09.766**	2
13	130	**Lee BUTTON**	Yamaha - Elite Spas/Goodwins/Sparkle Spas	**5**	11:00.155	**48.865**	2.276	80.95	**2:09.335**	5
14	4	**Nigel DAVIES**	Yamaha -	**5**	11:05.314	**54.024**	5.159	80.32	**2:09.185**	5
15	97	**Sam GRAHAM**	Honda -	**5**	11:12.772	**1:01.482**	7.458	79.43	**2:11.473**	5
16	19	**Mark HART**	MV Agusta - MV Agusta Wales / The specialist in tra	**5**	11:14.976	**1:03.686**	2.204	79.17	**2:12.413**	5
17	95	**Karl SMITH**	Yamaha - The Flooring Centre Romford	**5**	11:32.821	**1:21.531**	17.845	77.13	**2:14.168**	2
18	99	**Shaun HARVEY**	Yamaha -	**5**	11:34.315	**1:23.025**	1.494	76.96	**2:16.238**	5
19	16	**Oliver SHOTTON**	Kawasaki -	**5**	11:36.786	**1:25.496**	2.471	76.69	**2:17.516**	4
20	67	**Tony COE**	Honda -	**5**	11:58.397	**1:47.107**	21.611	74.38	**2:18.847**	3
21	70	**Lukasz HENCEL**	Honda -	**5**	12:00.679	**1:49.389**	2.282	74.15	**2:21.487**	2
22	69	**Robert WINDEATT**	Triumph - L&W Contractors	**5**	12:02.029	**1:50.739**	1.350	74.01	**2:19.354**	5
23	78	**Nicholas JOINT**	Honda - Sydnad's Custom Decals	**5**	12:16.088	**2:04.798**	14.059	72.60	**2:25.261**	4
24	18	**Scott ALLOTT**	Triumph -	**5**	12:16.674	**2:05.384**	0.586	72.54	**2:25.426**	4

FASTEST LAP

24	**Callaghn EDSER**	Yamaha -	**5**	2:00.064	89.01 mph	143.26 kph

*** #149 - Please fix your non-working transponder for your next race otherwise you maybe ignored or missed**
90% of Race Speed = 78.67 mph

Snetterton
Circuit Length = 2.9689 miles
Start: 12:23 Flag 12:34 End: 12:36

Weather / Track : Cloudy / Dry
These results are provisional until the conclusion of any judicial and technical matters.

Clerk Of Course :		Timekeeper :

Results can be found at www.tsl-timing.com

Printed - 12:36 Saturday, 28 May 2016

BMCRC - MRO Championships 2016 - Rnd 4 @ Snetterton 300

BMCRC Rookie 600

RACE 3 - LAP CHART

LAP 1		@ 12:25:57.295	LAP 2		@ 12:27:58.632	LAP 3		@ 12:29:59.975	LAP 4		@ 12:32:00.689	LAP 5		@ 12:34:00.753
NO	BEHIND	LAP TIME	NO	BEHIND	LAP TIME	NO	BEHIND	LAP TIME	NO	BEHIND	LAP TIME	NO	BEHIND	LAP TIME
24		2:07.832	**24**		2:01.337	**24**		2:01.343	**24**		2:00.714	**24**		2:00.064
86	0.847	2:08.679	**86**	1.400	2:01.890	**86**	1.521	2:01.464	**86**	1.054	2:00.247	**86**	1.101	2:00.111
149	1.960	2:09.792	**44**	4.028	2:03.045	**44**	4.728	2:02.043	**44**	6.089	2:02.075	**44**	8.683	2:02.658
44	2.320	2:10.152	**149**	6.176	2:05.553	**149**	11.281	2:06.448	**149**	15.642	2:05.075	**149**	21.293	2:05.715
81	5.414	2:13.246	**81**	9.334	2:05.257	**81**	13.887	2:05.896	**81**	19.012	2:05.839	**81**	26.108	2:07.160
17	6.315	2:14.147	**83**	14.178	2:08.839	**83**	19.878	2:07.043	**83**	25.477	2:06.313	**83**	30.311	2:04.898
82	6.475	2:14.307	**82**	14.381	2:09.243	**82**	20.830	2:07.792	**82**	26.636	2:06.520	**543**	33.242	2:06.065
83	6.676	2:14.508	**17**	14.470	2:09.492	**17**	20.910	2:07.783	**17**	26.925	2:06.729	**82**	33.440	2:06.868
53	8.342	2:16.174	**543**	14.902	2:07.836	**543**	21.648	2:08.089	**543**	27.241	2:06.307	**17**	33.590	2:06.729
543	8.403	2:16.235	**53**	16.771	2:09.766	**98**	24.425	2:08.218	**98**	31.860	2:08.149	**98**	39.389	2:07.593
98	10.470	2:18.302	**98**	17.550	2:08.417	**62**	25.213	2:08.670	**62**	32.044	2:07.545	**62**	41.124	2:09.144
130	10.737	2:18.569	**62**	17.886	2:08.456	**53**	25.270	2:09.842	**53**	34.919	2:10.363	**53**	46.589	2:11.734
62	10.767	2:18.599	**130**	19.634	2:10.234	**130**	29.870	2:11.579	**130**	39.594	2:10.438	**130**	48.865	2:09.335
19	12.835	2:20.667	**19**	24.783	2:13.285	**4**	35.157	2:11.442	**4**	44.903	2:10.460	**4**	54.024	2:09.185
4	13.380	2:21.212	**4**	25.058	2:13.015	**19**	38.267	2:14.827	**97**	50.073	2:11.529	**97**	1:01.482	2:11.473
97	14.457	2:22.289	**97**	27.834	2:14.714	**97**	39.258	2:12.767	**19**	51.337	2:13.784	**19**	1:03.686	2:12.413
16	16.136	2:23.968	**95**	28.988	2:14.168	**95**	43.980	2:16.335	**95**	1:02.117	2:18.851	**95**	1:21.531	2:19.478
95	16.157	2:23.989	**99**	32.604	2:17.517	**99**	48.904	2:17.643	**99**	1:06.851	2:18.661	**99**	1:23.025	2:16.238
99	16.424	2:24.256	**16**	34.106	2:19.307	**16**	50.872	2:18.109	**16**	1:07.674	2:17.516	**16**	1:25.496	2:17.886
70	22.378	2:30.210	**70**	42.528	2:21.487	**70**	1:03.229	2:22.044	**70**	1:26.853	2:24.338	**67**	1:47.107	2:20.292
78	23.173	2:31.005	**69**	49.474	2:26.357	**67**	1:07.203	2:18.847	**67**	1:26.879	2:20.390	**70**	1:49.389	2:22.600
69	24.454	2:32.286	**67**	49.699	2:25.446	**69**	1:10.686	2:22.555	**69**	1:31.449	2:21.477	**69**	1:50.739	2:19.354
18	24.788	2:32.620	**78**	49.848	2:28.012	**78**	1:14.013	2:25.508	**78**	1:38.560	2:25.261	**78**	2:04.798	2:26.302
67	25.590	2:33.422	**18**	50.110	2:26.659	**18**	1:14.637	2:25.870	**18**	1:39.349	2:25.426	**18**	2:05.384	2:26.099

Weather / Track : Cloudy / Dry

Snetterton
Circuit Length = 2.9689 miles
Start: 12:23 Flag 12:34 End: 12:36

Results can be found at www.tsl-timing.com

Printed - 12:37 Saturday, 28 May 2016

BMCRC - MRO Championships 2016 - Rnd 4 @ Snetterton 300

BMCRC Rookie 600

RACE 3 - SECTOR ANALYSIS

SECTOR 1 = FL to I1, SECTOR 2 = I1 to FL, DIFF = Difference To Personal Best Lap

P1 24 600 Callaghn EDSER Yamaha -

IDEAL LAP TIME : 1:59.830 BEST LAP TIME : 2:00.064 DIFFERENCE : 0.234

LAP	SECTOR 1	SECTOR 2	LAP TIME	MPH	DIFF	TIME OF DAY
1 -		40.913	2:07.832	83.61	7.768	12:25:57.295
2 -	1:20.519	40.818	2:01.337 (3)	88.08	1.273	12:27:58.632
3 -	1:20.506	40.837	2:01.343	88.08	1.279	12:29:59.975
4 -	1:20.649	***40.065***	2:00.714 (2)	88.54	0.650	12:32:00.689
5 -	***1:19.765***	40.299	***2:00.064 (1)***	***89.01***		***12:34:00.753***

P2 86 600 David SHOUBRIDGE Kawasaki - ASAP (allsignsallprint)

IDEAL LAP TIME : 2:00.111 BEST LAP TIME : 2:00.111 DIFFERENCE : 0.000

LAP	SECTOR 1	SECTOR 2	LAP TIME	MPH	DIFF	TIME OF DAY
1 -		41.632	2:08.679	83.05	8.568	12:25:58.142
2 -	1:21.643	40.247	2:01.890	87.68	1.779	12:28:00.032
3 -	1:21.288	40.176	2:01.464 (3)	87.99	1.353	12:30:01.496
4 -	1:20.186	40.061	2:00.247 (2)	88.88	0.136	12:32:01.743
5 -	***1:20.068***	***40.043***	***2:00.111 (1)***	***88.98***		***12:34:01.854***

P3 44 600 Tom NEWMAN Honda -

IDEAL LAP TIME : 2:02.027 BEST LAP TIME : 2:02.043 DIFFERENCE : 0.016

LAP	SECTOR 1	SECTOR 2	LAP TIME	MPH	DIFF	TIME OF DAY
1 -		41.573	2:10.152	82.11	8.109	12:25:59.615
2 -	1:21.955	41.090	2:03.045	86.86	1.002	12:28:02.660
3 -	1:21.392	***40.651***	***2:02.043 (1)***	***87.57***		***12:30:04.703***
4 -	***1:21.376***	40.699	2:02.075 (2)	87.55	0.032	12:32:06.778
5 -	1:21.467	41.191	2:02.658 (3)	87.13	0.615	12:34:09.436

P4 149 600 Callum HAMMETT Yamaha -

IDEAL LAP TIME : BEST LAP TIME : 2:05.075 DIFFERENCE :

LAP	SECTOR 1	SECTOR 2	LAP TIME	MPH	DIFF	TIME OF DAY
1 -			2:09.792	82.34	4.717	12:25:59.255
2 -			2:05.553 (2)	85.12	0.478	12:28:04.808
3 -			2:06.448	84.52	1.373	12:30:11.256
4 -			***2:05.075 (1)***	***85.45***		***12:32:16.331***
5 -			2:05.715 (3)	85.01	0.640	12:34:22.046

P5 81 600 Liam DUFFETT Honda -

IDEAL LAP TIME : 2:05.186 BEST LAP TIME : 2:05.257 DIFFERENCE : 0.071

LAP	SECTOR 1	SECTOR 2	LAP TIME	MPH	DIFF	TIME OF DAY
1 -		***42.217***	2:13.246	80.21	7.989	12:26:02.709
2 -	***1:22.969***	42.288	***2:05.257 (1)***	***85.32***		***12:28:07.966***
3 -	1:23.269	42.627	2:05.896 (3)	84.89	0.639	12:30:13.862
4 -	1:23.425	42.414	2:05.839 (2)	84.93	0.582	12:32:19.701
5 -	1:24.363	42.797	2:07.160	84.05	1.903	12:34:26.861

P6 83 600 Peter CUNNINGHAM Triumph -

IDEAL LAP TIME : 2:04.898 BEST LAP TIME : 2:04.898 DIFFERENCE : 0.000

LAP	SECTOR 1	SECTOR 2	LAP TIME	MPH	DIFF	TIME OF DAY
1 -		42.519	2:14.508	79.46	9.610	12:26:03.971
2 -	1:25.847	42.992	2:08.839	82.95	3.941	12:28:12.810
3 -	1:25.014	42.029	2:07.043 (3)	84.12	2.145	12:30:19.853
4 -	1:24.347	41.966	2:06.313 (2)	84.61	1.415	12:32:26.166
5 -	***1:23.383***	***41.515***	***2:04.898 (1)***	***85.57***		***12:34:31.064***

P7 543 600 Stefan ELLIS Yamaha - Bespoke Bathing Company

IDEAL LAP TIME : 2:05.775 BEST LAP TIME : 2:06.065 DIFFERENCE : 0.290

LAP	SECTOR 1	SECTOR 2	LAP TIME	MPH	DIFF	TIME OF DAY

Weather / Track : Cloudy / Dry

Snetterton
Circuit Length = 2.9689 miles
Start: 12:23 Flag 12:34 End: 12:36

BMCRC - MRO Championships 2016 - Rnd 4 @ Snetterton 300

BMCRC Rookie 600

RACE 3 - SECTOR ANALYSIS

SECTOR 1 = FL to I1, SECTOR 2 = I1 to FL, DIFF = Difference To Personal Best Lap

1 -		43.222	2:16.235		78.45	10.170	12:26:05.698
2 -	1:24.994	42.842	2:07.836	(3)	83.60	1.771	12:28:13.534
3 -	1:25.370	42.719	2:08.089		83.44	2.024	12:30:21.623
4 -	1:24.046	***42.261***	2:06.307	(2)	84.61	0.242	12:32:27.930
5 -	***1:23.514***	42.551	***2:06.065***	(1)	***84.78***		***12:34:33.995***

P8 82 600 Andrew SMITH Suzuki - 5 Club Racing

IDEAL LAP TIME : 2:06.351 BEST LAP TIME : 2:06.520 DIFFERENCE : 0.169

LAP	SECTOR 1	SECTOR 2	LAP TIME		MPH	DIFF	TIME OF DAY
1 -		42.860	2:14.307		79.57	7.787	12:26:03.770
2 -	1:26.340	42.903	2:09.243		82.69	2.723	12:28:13.013
3 -	1:25.150	42.642	2:07.792	(3)	83.63	1.272	12:30:20.805
4 -	1:24.367	***42.153***	***2:06.520***	(1)	***84.47***		***12:32:27.325***
5 -	***1:24.198***	42.670	2:06.868	(2)	84.24	0.348	12:34:34.193

P9 17 600 Philip BAKER Triumph - Martello Building Consultancy

IDEAL LAP TIME : 2:06.113 BEST LAP TIME : 2:06.729 DIFFERENCE : 0.616

LAP	SECTOR 1	SECTOR 2	LAP TIME		MPH	DIFF	TIME OF DAY
1 -		43.301	2:14.147		79.67	7.418	12:26:03.610
2 -	1:25.897	43.595	2:09.492		82.53	2.763	12:28:13.102
3 -	1:25.484	***42.299***	2:07.783	(3)	83.64	1.054	12:30:20.885
4 -	1:24.388	42.341	***2:06.729***	(1)	***84.33***		***12:32:27.614***
5 -	***1:23.814***	42.915	***2:06.729***	(1)	***84.33***		***12:34:34.343***

P10 98 600 Lee ELLIS Yamaha - My wife!

IDEAL LAP TIME : 2:07.479 BEST LAP TIME : 2:07.593 DIFFERENCE : 0.114

LAP	SECTOR 1	SECTOR 2	LAP TIME		MPH	DIFF	TIME OF DAY
1 -		44.033	2:18.302		77.28	10.709	12:26:07.765
2 -	1:25.109	43.308	2:08.417		83.22	0.824	12:28:16.182
3 -	1:24.715	43.503	2:08.218	(3)	83.35	0.625	12:30:24.400
4 -	***1:24.241***	43.908	2:08.149	(2)	83.40	0.556	12:32:32.549
5 -	1:24.355	***43.238***	***2:07.593***	(1)	***83.76***		***12:34:40.142***

P11 62 600 Charlie PATERSON Yamaha -

IDEAL LAP TIME : 2:07.545 BEST LAP TIME : 2:07.545 DIFFERENCE : 0.000

LAP	SECTOR 1	SECTOR 2	LAP TIME		MPH	DIFF	TIME OF DAY
1 -		44.702	2:18.599		77.11	11.054	12:26:08.062
2 -	1:25.539	42.917	2:08.456	(2)	83.20	0.911	12:28:16.518
3 -	1:25.409	43.261	2:08.670	(3)	83.06	1.125	12:30:25.188
4 -	***1:24.648***	***42.897***	***2:07.545***	(1)	***83.79***		***12:32:32.733***
5 -	1:25.219	43.925	2:09.144		82.76	1.599	12:34:41.877

P12 53 600 Jason SIGGS Triumph - J Siggs Construction

IDEAL LAP TIME : 2:08.945 BEST LAP TIME : 2:09.766 DIFFERENCE : 0.821

LAP	SECTOR 1	SECTOR 2	LAP TIME		MPH	DIFF	TIME OF DAY
1 -		43.867	2:16.174		78.48	6.408	12:26:05.637
2 -	1:26.544	***43.222***	***2:09.766***	(1)	***82.36***		***12:28:15.403***
3 -	***1:25.723***	44.119	2:09.842	(2)	82.31	0.076	12:30:25.245
4 -	1:26.154	44.209	2:10.363	(3)	81.98	0.597	12:32:35.608
5 -	1:27.030	44.704	2:11.734		81.13	1.968	12:34:47.342

P13 130 600 Lee BUTTON Yamaha - Elite Spas/Goodwins/Sparkle Spas

IDEAL LAP TIME : 2:09.231 BEST LAP TIME : 2:09.335 DIFFERENCE : 0.104

LAP	SECTOR 1	SECTOR 2	LAP TIME		MPH	DIFF	TIME OF DAY
1 -		44.119	2:18.569		77.13	9.234	12:26:08.032
2 -	1:26.641	43.593	2:10.234	(2)	82.06	0.899	12:28:18.266
3 -	1:27.615	43.964	2:11.579		81.22	2.244	12:30:29.845
4 -	***1:26.315***	44.123	2:10.438	(3)	81.93	1.103	12:32:40.283

Weather / Track : Cloudy / Dry

Snetterton
Circuit Length = 2.9689 miles
Start: 12:23 Flag 12:34 End: 12:36

BMCRC - MRO Championships 2016 - Rnd 4 @ Snetterton 300

BMCRC Rookie 600

RACE 3 - SECTOR ANALYSIS

SECTOR 1 = FL to I1, SECTOR 2 = I1 to FL, DIFF = Difference To Personal Best Lap

5 -	1:26.419	***42.916***	***2:09.335***	**(1)**	***82.63***	***12:34:49.618***

P14 4 600 Nigel DAVIES Yamaha -

IDEAL LAP TIME : 2:09.185 BEST LAP TIME : 2:09.185 DIFFERENCE : 0.000

LAP	SECTOR 1	SECTOR 2	LAP TIME		MPH	DIFF	TIME OF DAY
1 -		44.190	2:21.212		75.68	12.027	12:26:10.675
2 -	1:27.989	45.026	2:13.015		80.35	3.830	12:28:23.690
3 -	1:28.142	43.300	2:11.442	**(3)**	81.31	2.257	12:30:35.132
4 -	1:27.258	43.202	2:10.460	**(2)**	81.92	1.275	12:32:45.592
5 -	***1:26.095***	***43.090***	***2:09.185***	**(1)**	***82.73***		***12:34:54.777***

P15 97 600 Sam GRAHAM Honda -

IDEAL LAP TIME : 2:11.036 BEST LAP TIME : 2:11.473 DIFFERENCE : 0.437

LAP	SECTOR 1	SECTOR 2	LAP TIME		MPH	DIFF	TIME OF DAY
1 -		46.111	2:22.289		75.11	10.816	12:26:11.752
2 -	1:28.768	45.946	2:14.714		79.33	3.241	12:28:26.466
3 -	1:27.619	45.148	2:12.767	**(3)**	80.50	1.294	12:30:39.233
4 -	1:27.135	***44.394***	2:11.529	**(2)**	81.26	0.056	12:32:50.762
5 -	***1:26.642***	44.831	***2:11.473***	**(1)**	***81.29***		***12:35:02.235***

P16 19 600 Mark HART MV Agusta - MV Agusta Wales / The specialist in traditional sasl

IDEAL LAP TIME : 2:12.413 BEST LAP TIME : 2:12.413 DIFFERENCE : 0.000

LAP	SECTOR 1	SECTOR 2	LAP TIME		MPH	DIFF	TIME OF DAY
1 -		44.858	2:20.667		75.98	8.254	12:26:10.130
2 -	1:28.167	45.118	2:13.285	**(2)**	80.18	0.872	12:28:23.415
3 -	1:28.014	46.813	2:14.827		79.27	2.414	12:30:38.242
4 -	1:28.967	44.817	2:13.784	**(3)**	79.89	1.371	12:32:52.026
5 -	***1:27.733***	***44.680***	***2:12.413***	**(1)**	***80.71***		***12:35:04.439***

P17 95 600 Karl SMITH Yamaha - The Flooring Centre Romford

IDEAL LAP TIME : 2:14.168 BEST LAP TIME : 2:14.168 DIFFERENCE : 0.000

LAP	SECTOR 1	SECTOR 2	LAP TIME		MPH	DIFF	TIME OF DAY
1 -		45.851	2:23.989		74.22	9.821	12:26:13.452
2 -	***1:29.121***	***45.047***	***2:14.168***	**(1)**	***79.66***		***12:28:27.620***
3 -	1:30.204	46.131	2:16.335	**(2)**	78.39	2.167	12:30:43.955
4 -	1:30.919	47.932	2:18.851	**(3)**	76.97	4.683	12:33:02.806
5 -	1:32.128	47.350	2:19.478		76.62	5.310	12:35:22.284

P18 99 600 Shaun HARVEY Yamaha -

IDEAL LAP TIME : 2:16.054 BEST LAP TIME : 2:16.238 DIFFERENCE : 0.184

LAP	SECTOR 1	SECTOR 2	LAP TIME		MPH	DIFF	TIME OF DAY
1 -		45.926	2:24.256		74.09	8.018	12:26:13.719
2 -	***1:31.159***	46.358	2:17.517	**(2)**	77.72	1.279	12:28:31.236
3 -	1:31.392	46.251	2:17.643	**(3)**	77.65	1.405	12:30:48.879
4 -	1:32.292	46.369	2:18.661		77.08	2.423	12:33:07.540
5 -	1:31.343	***44.895***	***2:16.238***	**(1)**	***78.45***		***12:35:23.778***

P19 16 600 Oliver SHOTTON Kawasaki -

IDEAL LAP TIME : 2:17.358 BEST LAP TIME : 2:17.516 DIFFERENCE : 0.158

LAP	SECTOR 1	SECTOR 2	LAP TIME		MPH	DIFF	TIME OF DAY
1 -		46.189	2:23.968		74.23	6.452	12:26:13.431
2 -	1:32.741	46.566	2:19.307		76.72	1.791	12:28:32.738
3 -	1:31.491	46.618	2:18.109	**(3)**	77.38	0.593	12:30:50.847
4 -	1:31.551	***45.965***	***2:17.516***	**(1)**	***77.72***		***12:33:08.363***
5 -	***1:31.393***	46.493	2:17.886	**(2)**	77.51	0.370	12:35:26.249

Weather / Track : Cloudy / Dry

Snetterton
Circuit Length = 2.9689 miles
Start: 12:23 Flag 12:34 End: 12:36

BMCRC - MRO Championships 2016 - Rnd 4 @ Snetterton 300

BMCRC Rookie 600

RACE 3 - SECTOR ANALYSIS

SECTOR 1 = FL to I1, SECTOR 2 = I1 to FL, DIFF = Difference To Personal Best Lap

P20 67 600 Tony COE Honda -

IDEAL LAP TIME : 2:18.847 BEST LAP TIME : 2:18.847 DIFFERENCE : 0.000

LAP	SECTOR 1	SECTOR 2	LAP TIME	MPH	DIFF	TIME OF DAY
1 -		48.133	2:33.422	69.66	14.575	12:26:22.885
2 -	1:36.365	49.081	2:25.446	73.48	6.599	12:28:48.331
3 -	***1:32.296***	***46.551***	***2:18.847 (1)***	***76.97***		***12:31:07.178***
4 -	1:32.623	47.767	2:20.390 **(3)**	76.13	1.543	12:33:27.568
5 -	1:33.292	47.000	2:20.292 **(2)**	76.18	1.445	12:35:47.860

P21 70 600 Lukasz HENCEL Honda -

IDEAL LAP TIME : 2:21.487 BEST LAP TIME : 2:21.487 DIFFERENCE : 0.000

LAP	SECTOR 1	SECTOR 2	LAP TIME	MPH	DIFF	TIME OF DAY
1 -		47.604	2:30.210	71.15	8.723	12:26:19.673
2 -	***1:34.430***	***47.057***	***2:21.487 (1)***	***75.54***		***12:28:41.160***
3 -	1:34.678	47.366	2:22.044 **(2)**	75.24	0.557	12:31:03.204
4 -	1:36.195	48.143	2:24.338	74.04	2.851	12:33:27.542
5 -	1:34.599	48.001	2:22.600 **(3)**	74.95	1.113	12:35:50.142

P22 69 600 Robert WINDEATT Triumph - L&W Contractors

IDEAL LAP TIME : 2:19.354 BEST LAP TIME : 2:19.354 DIFFERENCE : 0.000

LAP	SECTOR 1	SECTOR 2	LAP TIME	MPH	DIFF	TIME OF DAY
1 -		48.359	2:32.286	70.18	12.932	12:26:21.749
2 -	1:36.797	49.560	2:26.357	73.02	7.003	12:28:48.106
3 -	1:34.137	48.418	2:22.555 **(3)**	74.97	3.201	12:31:10.661
4 -	1:33.583	47.894	2:21.477 **(2)**	75.54	2.123	12:33:32.138
5 -	***1:31.828***	***47.526***	***2:19.354 (1)***	***76.69***		***12:35:51.492***

P23 78 600 Nicholas JOINT Honda - Sydnad's Custom Decals

IDEAL LAP TIME : 2:23.487 BEST LAP TIME : 2:25.261 DIFFERENCE : 1.774

LAP	SECTOR 1	SECTOR 2	LAP TIME	MPH	DIFF	TIME OF DAY
1 -		***47.688***	2:31.005	70.77	5.744	12:26:20.468
2 -	1:37.363	50.649	2:28.012	72.21	2.751	12:28:48.480
3 -	***1:35.799***	49.709	2:25.508 **(2)**	73.45	0.247	12:31:13.988
4 -	1:36.031	49.230	***2:25.261 (1)***	***73.57***		***12:33:39.249***
5 -	1:37.772	48.530	2:26.302 **(3)**	73.05	1.041	12:36:05.551

P24 18 600 Scott ALLOTT Triumph -

IDEAL LAP TIME : 2:24.435 BEST LAP TIME : 2:25.426 DIFFERENCE : 0.991

LAP	SECTOR 1	SECTOR 2	LAP TIME	MPH	DIFF	TIME OF DAY
1 -		***48.033***	2:32.620	70.03	7.194	12:26:22.083
2 -	1:37.043	49.616	2:26.659	72.87	1.233	12:28:48.742
3 -	1:36.911	48.959	2:25.870 **(2)**	73.27	0.444	12:31:14.612
4 -	***1:36.402***	49.024	***2:25.426 (1)***	***73.49***		***12:33:40.038***
5 -	1:37.027	49.072	2:26.099 **(3)**	73.15	0.673	12:36:06.137

Weather / Track : Cloudy / Dry

Snetterton
Circuit Length = 2.9689 miles
Start: 12:23 Flag 12:34 End: 12:36

BMCRC - MRO Championships 2016 - Rnd 4 @ Snetterton 300

BMCRC Rookie 600

RACE 3 - BEST SECTORS

SECTOR 1				SECTOR 2			IDEAL / BEST COMPARISON					
POS	NO	NAME	TIME	NO	NAME	TIME	POS	NO	NAME	IDEAL	BEST	DIFF
									PERFECT LAP	1:59.808		
1	24	EDSER	**1:19.765**	86	SHOUBRIDGE	**40.043**	1	24	EDSER	1:59.830	2:00.064	0.234
2	86	SHOUBRIDGE	**1:20.068**	24	EDSER	**40.065**	2	86	SHOUBRIDGE	2:00.111	2:00.111	0.000
3	44	NEWMAN	**1:21.376**	44	NEWMAN	**40.651**	3	44	NEWMAN	2:02.027	2:02.043	0.016
4	81	DUFFETT	**1:22.969**	83	CUNNINGHAM	**41.515**	4	83	CUNNINGHAM	2:04.898	2:04.898	0.000
5	83	CUNNINGHAM	**1:23.383**	82	SMITH	**42.153**	5	81	DUFFETT	2:05.186	2:05.257	0.071
6	543	ELLIS	**1:23.514**	81	DUFFETT	**42.217**	6	543	ELLIS	2:05.775	2:06.065	0.290
7	17	BAKER	**1:23.814**	543	ELLIS	**42.261**	7	17	BAKER	2:06.113	2:06.729	0.616
8	82	SMITH	**1:24.198**	17	BAKER	**42.299**	8	82	SMITH	2:06.351	2:06.520	0.169
9	98	ELLIS	**1:24.241**	62	PATERSON	**42.897**	9	98	ELLIS	2:07.479	2:07.593	0.114
10	62	PATERSON	**1:24.648**	130	BUTTON	**42.916**	10	62	PATERSON	2:07.545	2:07.545	0.000
11	53	SIGGS	**1:25.723**	4	DAVIES	**43.090**	11	53	SIGGS	2:08.945	2:09.766	0.821
12	4	DAVIES	**1:26.095**	53	SIGGS	**43.222**	12	4	DAVIES	2:09.185	2:09.185	0.000
13	130	BUTTON	**1:26.315**	98	ELLIS	**43.238**	13	130	BUTTON	2:09.231	2:09.335	0.104
14	97	GRAHAM	**1:26.642**	97	GRAHAM	**44.394**	14	97	GRAHAM	2:11.036	2:11.473	0.437
15	19	HART	**1:27.733**	19	HART	**44.680**	15	19	HART	2:12.413	2:12.413	0.000
16	95	SMITH	**1:29.121**	99	HARVEY	**44.895**	16	95	SMITH	2:14.168	2:14.168	0.000
17	99	HARVEY	**1:31.159**	95	SMITH	**45.047**	17	99	HARVEY	2:16.054	2:16.238	0.184
18	16	SHOTTON	**1:31.393**	16	SHOTTON	**45.965**	18	16	SHOTTON	2:17.358	2:17.516	0.158
19	69	WINDEATT	**1:31.828**	67	COE	**46.551**	19	67	COE	2:18.847	2:18.847	0.000
20	67	COE	**1:32.296**	70	HENCEL	**47.057**	20	69	WINDEATT	2:19.354	2:19.354	0.000
21	70	HENCEL	**1:34.430**	69	WINDEATT	**47.526**	21	70	HENCEL	2:21.487	2:21.487	0.000
22	78	JOINT	**1:35.799**	78	JOINT	**47.688**	22	78	JOINT	2:23.487	2:25.261	1.774
23	18	ALLOTT	**1:36.402**	18	ALLOTT	**48.033**	23	18	ALLOTT	2:24.435	2:25.426	0.991
24							24	149	HAMMETT		2:05.075	

Weather / Track : Cloudy / Dry

Snetterton
Circuit Length = 2.9689 miles
Start: 12:23 Flag 12:34 End: 12:36

Results can be found at www.tsl-timing.com

Printed - 12:36 Saturday, 28 May 2016

BMCRC - MRO Championships 2016 - Rnd 4 @ Snetterton 300

BMCRC Rookie 600

RACE 13 - CLASSIFICATION

POS	NO	NAME	ENTRY	LAPS	TIME	GAP	DIFF	MPH	BEST	ON
1	24	**Callaghn EDSER**	Yamaha -	**5**	10:09.828			87.63	**2:00.190**	3
2	44	**Tom NEWMAN**	Honda -	**5**	10:21.312	**11.484**	11.484	86.01	**2:01.569**	4
3	149	**Callum HAMMETT**	Yamaha -	**5**	10:25.085	**15.257**	3.773	85.49	**2:03.142**	5
4	81	**Liam DUFFETT**	Honda -	**5**	10:34.778	**24.950**	9.693	84.18	**2:04.771**	5
5	83	**Peter CUNNINGHAM**	Triumph -	**5**	10:35.172	**25.344**	0.394	84.13	**2:04.323**	3
6	82	**Andrew SMITH**	Suzuki - 5 Club Racing	**5**	10:40.069	**30.241**	4.897	83.49	**2:05.792**	5
7	17	**Philip BAKER**	Triumph - Martello Building Consultancy	**5**	10:40.658	**30.830**	0.589	83.41	**2:05.723**	5
8	543	**Stefan ELLIS**	Yamaha - Bespoke Bathing Company	**5**	10:43.334	**33.506**	2.676	83.06	**2:05.858**	4
9	98	**Lee ELLIS**	Yamaha - My wife!	**5**	10:51.448	**41.620**	8.114	82.03	**2:08.039**	5
10	62	**Charlie PATERSON**	Yamaha -	**5**	10:55.182	**45.354**	3.734	81.56	**2:08.833**	5
11	53	**Jason SIGGS**	Triumph - J Siggs Construction	**5**	10:55.554	**45.726**	0.372	81.51	**2:08.397**	5
12	86	**David SHOUBRIDGE**	Kawasaki - ASAP (allsignsallprint)	**5**	11:04.418	**54.590**	8.864	80.43	**2:01.036**	3
13	130	**Lee BUTTON**	Yamaha - Elite Spas/Goodwins/Sparkle Spas	**5**	11:06.011	**56.183**	1.593	80.23	**2:09.008**	4
14	97	**Sam GRAHAM**	Honda -	**5**	11:18.749	**1:08.921**	12.738	78.73	**2:12.696**	5
15	95	**Karl SMITH**	Yamaha - The Flooring Centre Romford	**5**	11:19.056	**1:09.228**	0.307	78.69	**2:12.661**	4
16	19	**Mark HART**	MV Agusta - MV Agusta Wales / The specialist in tra	**5**	11:24.070	**1:14.242**	5.014	78.12	**2:14.540**	4
17	16	**Oliver SHOTTON**	Kawasaki -	**5**	11:26.144	**1:16.316**	2.074	77.88	**2:12.222**	4
18	31	**Robert SWART**	Honda - 1 Comm Systems	**5**	11:35.822	**1:25.994**	9.678	76.80	**2:15.492**	2
19	67	**Tony COE**	Honda -	**5**	11:50.633	**1:40.805**	14.811	75.20	**2:19.212**	5
20	99	**Shaun HARVEY**	Yamaha -	**5**	11:51.677	**1:41.849**	1.044	75.09	**2:20.015**	3
21	70	**Lukasz HENCEL**	Honda -	**5**	12:04.939	**1:55.111**	13.262	73.71	**2:21.770**	5
22	69	**Robert WINDEATT**	Triumph - L&W Contractors	**5**	12:05.300	**1:55.472**	0.361	73.68	**2:21.453**	3
23	18	**Scott ALLOTT**	Triumph -	**5**	12:11.948	**2:02.120**	6.648	73.01	**2:23.208**	3
24	78	**Nicholas JOINT**	Honda - Sydnad's Custom Decals	**5**	12:22.295	**2:12.467**	10.347	71.99	**2:25.288**	4
			NOT CLASSIFIED							
DNF	4	**Nigel DAVIES**	Yamaha -	**1**	2:23.434	**4 Laps**	4 Laps	74.51	**2:23.434**	1
			FASTEST LAP							
	24	**Callaghn EDSER**	Yamaha -	**3**	2:00.190		88.92 mph		143.11 kph	

*** No. 130 - 10 second penalty - jump start**
90% of Race Speed = 78.86 mph

Snetterton
Circuit Length = 2.9689 miles
Start: 16:14 Flag 16:24 End: 16:27

Weather / Track : Cloudy / Dry
These results are provisional until the conclusion of any judicial and technical matters.

Clerk Of Course :		Timekeeper :

Results can be found at www.tsl-timing.com

Printed - 16:28 Saturday, 28 May 2016

BMCRC - MRO Championships 2016 - Rnd 4 @ Snetterton 300

BMCRC Rookie 600

RACE 13 - LAP CHART

LAP 1		@ 16:16:54.807	LAP 2		@ 16:18:55.060	LAP 3		@ 16:20:55.250	LAP 4		@ 16:22:55.736	LAP 5		@ 16:24:56.792
NO	BEHIND	LAP TIME	NO	BEHIND	LAP TIME	NO	BEHIND	LAP TIME	NO	BEHIND	LAP TIME	NO	BEHIND	LAP TIME
24		2:07.843	**24**		2:00.253	**24**		2:00.190	**24**		2:00.486	**24**		2:01.056
149	2.868	2:10.711	**149**	6.781	2:04.166	**44**	9.147	2:02.335	**44**	10.230	2:01.569	**44**	11.484	2:02.310
44	3.307	2:11.150	**44**	7.002	2:03.948	**149**	10.253	2:03.662	**149**	13.171	2:03.404	**149**	15.257	2:03.142
17	4.984	2:12.827	**81**	10.969	2:05.651	**81**	16.416	2:05.637	**81**	21.235	2:05.305	**81**	24.950	2:04.771
81	5.571	2:13.414	**17**	13.018	2:08.287	**83**	17.209	2:04.323	**83**	21.464	2:04.741	**83**	25.344	2:04.936
83	5.654	2:13.497	**83**	13.076	2:07.675	**82**	19.790	2:06.461	**82**	25.505	2:06.201	**82**	30.241	2:05.792
82	5.704	2:13.547	**543**	13.495	2:07.434	**17**	20.686	2:07.858	**17**	26.163	2:05.963	**17**	30.830	2:05.723
543	6.314	2:14.157	**82**	13.519	2:08.068	**543**	20.892	2:07.587	**543**	26.264	2:05.858	**543**	33.506	2:08.298
98	8.712	2:16.555	**98**	16.654	2:08.195	**98**	24.925	2:08.461	**98**	34.637	2:10.198	**98**	41.620	2:08.039
53	9.587	2:17.430	**130**	18.384	2:09.027	**130**	28.209	2:10.015	**130**	36.731	2:09.008	**62**	45.354	2:08.833
130	9.610	2:17.453	**53**	19.893	2:10.559	**62**	28.968	2:08.879	**62**	37.577	2:09.095	**53**	45.726	2:08.397
62	10.407	2:18.250	**62**	20.279	2:10.125	**53**	29.480	2:09.777	**53**	38.385	2:09.391	**130**	46.183	2:10.508
95	14.176	2:22.019	**97**	30.400	2:15.611	**97**	44.453	2:14.243	**86**	53.977	2:02.912	**86**	54.590	2:01.669
97	15.042	2:22.885	**95**	30.737	2:16.814	**95**	44.520	2:13.973	**95**	56.695	2:12.661	**97**	1:08.921	2:12.696
19	15.113	2:22.956	**19**	31.232	2:16.372	**19**	46.081	2:15.039	**97**	57.281	2:13.314	**95**	1:09.228	2:13.589
4	15.591	2:23.434	**31**	32.235	2:15.492	**16**	49.694	2:12.987	**19**	1:00.135	2:14.540	**19**	1:14.242	2:15.163
31	16.996	2:24.839	**16**	36.897	2:14.376	**31**	50.149	2:18.104	**16**	1:01.430	2:12.222	**16**	1:16.316	2:15.942
99	20.626	2:28.469	**99**	41.319	2:20.946	**86**	51.551	2:01.036	**31**	1:07.178	2:17.515	**31**	1:25.994	2:19.872
67	21.473	2:29.316	**67**	41.724	2:20.504	**99**	1:01.144	2:20.015	**99**	1:22.441	2:21.783	**67**	1:40.805	2:19.212
16	22.774	2:30.617	**70**	45.662	2:22.975	**67**	1:03.573	2:22.039	**67**	1:22.649	2:19.562	**99**	1:41.849	2:20.464
70	22.940	2:30.783	**86**	50.705	2:03.332	**70**	1:09.324	2:23.852	**70**	1:34.397	2:25.559	**70**	1:55.111	2:21.770
78	25.817	2:33.660	**69**	51.506	2:24.373	**69**	1:12.769	2:21.453	**69**	1:34.505	2:22.222	**69**	1:55.472	2:22.023
18	26.847	2:34.690	**78**	52.499	2:26.935	**18**	1:16.254	2:23.208	**18**	1:39.188	2:23.420	**18**	2:02.120	2:23.988
69	27.386	2:35.229	**18**	53.236	2:26.642	**78**	1:18.566	2:26.257	**78**	1:43.368	2:25.288	**78**	2:12.467	2:30.155
86	47.626	2:55.469												

Weather / Track : Cloudy / Dry

Snetterton
Circuit Length = 2.9689 miles
Start: 16:14 Flag 16:24 End: 16:27

Results can be found at www.tsl-timing.com

Printed - 16:29 Saturday, 28 May 2016

BMCRC - MRO Championships 2016 - Rnd 4 @ Snetterton 300

BMCRC Rookie 600

RACE 13 - SECTOR ANALYSIS

SECTOR 1 = FL to I1, SECTOR 2 = I1 to FL, DIFF = Difference To Personal Best Lap

P1 24 600 Callaghn EDSER Yamaha -

IDEAL LAP TIME : 1:59.987 BEST LAP TIME : 2:00.190 DIFFERENCE : 0.203

LAP	SECTOR 1	SECTOR 2	LAP TIME	MPH	DIFF	TIME OF DAY
1 -		40.181	2:07.843	83.60	7.653	16:16:54.807
2 -	***1:19.948***	40.305	2:00.253 **(2)**	88.87	0.063	16:18:55.060
3 -	1:20.151	***40.039***	***2:00.190*** **(1)**	***88.92***		***16:20:55.250***
4 -	1:19.981	40.505	2:00.486 **(3)**	88.70	0.296	16:22:55.736
5 -	1:20.643	40.413	2:01.056	88.29	0.866	16:24:56.792

P2 44 600 Tom NEWMAN Honda -

IDEAL LAP TIME : 2:01.523 BEST LAP TIME : 2:01.569 DIFFERENCE : 0.046

LAP	SECTOR 1	SECTOR 2	LAP TIME	MPH	DIFF	TIME OF DAY
1 -		41.620	2:11.150	81.49	9.581	16:16:58.114
2 -	1:22.377	41.571	2:03.948	86.23	2.379	16:19:02.062
3 -	1:21.862	***40.473***	2:02.335 **(3)**	87.36	0.766	16:21:04.397
4 -	***1:21.050***	40.519	***2:01.569*** **(1)**	***87.91***		***16:23:05.966***
5 -	1:21.391	40.919	2:02.310 **(2)**	87.38	0.741	16:25:08.276

P3 149 600 Callum HAMMETT Yamaha -

IDEAL LAP TIME : 2:03.142 BEST LAP TIME : 2:03.142 DIFFERENCE : 0.000

LAP	SECTOR 1	SECTOR 2	LAP TIME	MPH	DIFF	TIME OF DAY
1 -		41.363	2:10.711	81.76	7.569	16:16:57.675
2 -	1:22.625	41.541	2:04.166	86.07	1.024	16:19:01.841
3 -	1:22.008	41.654	2:03.662 **(3)**	86.42	0.520	16:21:05.503
4 -	1:22.039	41.365	2:03.404 **(2)**	86.61	0.262	16:23:08.907
5 -	***1:21.933***	***41.209***	***2:03.142*** **(1)**	***86.79***		***16:25:12.049***

P4 81 600 Liam DUFFETT Honda -

IDEAL LAP TIME : 2:04.771 BEST LAP TIME : 2:04.771 DIFFERENCE : 0.000

LAP	SECTOR 1	SECTOR 2	LAP TIME	MPH	DIFF	TIME OF DAY
1 -		43.006	2:13.414	80.11	8.643	16:17:00.378
2 -	1:23.642	42.009	2:05.651	85.06	0.880	16:19:06.029
3 -	1:23.535	42.102	2:05.637 **(3)**	85.07	0.866	16:21:11.666
4 -	1:23.480	41.825	2:05.305 **(2)**	85.29	0.534	16:23:16.971
5 -	***1:22.968***	***41.803***	***2:04.771*** **(1)**	***85.66***		***16:25:21.742***

P5 83 600 Peter CUNNINGHAM Triumph -

IDEAL LAP TIME : 2:04.007 BEST LAP TIME : 2:04.323 DIFFERENCE : 0.316

LAP	SECTOR 1	SECTOR 2	LAP TIME	MPH	DIFF	TIME OF DAY
1 -		42.287	2:13.497	80.06	9.174	16:17:00.461
2 -	1:24.988	42.687	2:07.675	83.71	3.352	16:19:08.136
3 -	***1:22.977***	41.346	***2:04.323*** **(1)**	***85.97***		***16:21:12.459***
4 -	1:23.333	41.408	2:04.741 **(2)**	85.68	0.418	16:23:17.200
5 -	1:23.906	***41.030***	2:04.936 **(3)**	85.54	0.613	16:25:22.136

P6 82 600 Andrew SMITH Suzuki - 5 Club Racing

IDEAL LAP TIME : 2:05.698 BEST LAP TIME : 2:05.792 DIFFERENCE : 0.094

LAP	SECTOR 1	SECTOR 2	LAP TIME	MPH	DIFF	TIME OF DAY
1 -		42.612	2:13.547	80.03	7.755	16:17:00.511
2 -	1:25.347	42.721	2:08.068	83.45	2.276	16:19:08.579
3 -	1:24.105	42.356	2:06.461 **(3)**	84.51	0.669	16:21:15.040
4 -	***1:23.994***	42.207	2:06.201 **(2)**	84.69	0.409	16:23:21.241
5 -	1:24.088	***41.704***	***2:05.792*** **(1)**	***84.96***		***16:25:27.033***

P7 17 600 Philip BAKER Triumph - Martello Building Consultancy

IDEAL LAP TIME : 2:05.723 BEST LAP TIME : 2:05.723 DIFFERENCE : 0.000

LAP	SECTOR 1	SECTOR 2	LAP TIME	MPH	DIFF	TIME OF DAY

Weather / Track : Cloudy / Dry

Snetterton
Circuit Length = 2.9689 miles
Start: 16:14 Flag 16:24 End: 16:27

BMCRC - MRO Championships 2016 - Rnd 4 @ Snetterton 300

BMCRC Rookie 600

RACE 13 - SECTOR ANALYSIS

SECTOR 1 = FL to I1, SECTOR 2 = I1 to FL, DIFF = Difference To Personal Best Lap

1 -		42.483	2:12.827		80.46	7.104	16:16:59.791
2 -	1:25.317	42.970	2:08.287		83.31	2.564	16:19:08.078
3 -	1:25.436	42.422	2:07.858	(3)	83.59	2.135	16:21:15.936
4 -	1:23.882	42.081	2:05.963	(2)	84.85	0.240	16:23:21.899
5 -	***1:23.693***	***42.030***	***2:05.723***	**(1)**	***85.01***		***16:25:27.622***

P8 543 600 Stefan ELLIS Yamaha - Bespoke Bathing Company

IDEAL LAP TIME : 2:05.231 BEST LAP TIME : 2:05.858 DIFFERENCE : 0.627

LAP	SECTOR 1	SECTOR 2	LAP TIME		MPH	DIFF	TIME OF DAY
1 -		42.882	2:14.157		79.66	8.299	16:17:01.121
2 -	1:25.196	42.238	2:07.434	(2)	83.87	1.576	16:19:08.555
3 -	1:25.282	42.305	2:07.587	(3)	83.77	1.729	16:21:16.142
4 -	1:24.199	***41.659***	***2:05.858***	**(1)**	***84.92***		***16:23:22.000***
5 -	***1:23.572***	44.726	2:08.298		83.30	2.440	16:25:30.298

P9 98 600 Lee ELLIS Yamaha - My wife!

IDEAL LAP TIME : 2:08.039 BEST LAP TIME : 2:08.039 DIFFERENCE : 0.000

LAP	SECTOR 1	SECTOR 2	LAP TIME		MPH	DIFF	TIME OF DAY
1 -		43.326	2:16.555		78.26	8.516	16:17:03.519
2 -	1:25.082	43.113	2:08.195	(2)	83.37	0.156	16:19:11.714
3 -	1:25.161	43.300	2:08.461	(3)	83.20	0.422	16:21:20.175
4 -	1:25.730	44.468	2:10.198		82.09	2.159	16:23:30.373
5 -	***1:25.040***	***42.999***	***2:08.039***	**(1)**	***83.47***		***16:25:38.412***

P10 62 600 Charlie PATERSON Yamaha -

IDEAL LAP TIME : 2:08.290 BEST LAP TIME : 2:08.833 DIFFERENCE : 0.543

LAP	SECTOR 1	SECTOR 2	LAP TIME		MPH	DIFF	TIME OF DAY
1 -		44.003	2:18.250		77.30	9.417	16:17:05.214
2 -	1:26.738	43.387	2:10.125		82.13	1.292	16:19:15.339
3 -	***1:25.266***	43.613	2:08.879	(2)	82.93	0.046	16:21:24.218
4 -	1:25.941	43.154	2:09.095	(3)	82.79	0.262	16:23:33.313
5 -	1:25.809	***43.024***	***2:08.833***	**(1)**	***82.96***		***16:25:42.146***

P11 53 600 Jason SIGGS Triumph - J Siggs Construction

IDEAL LAP TIME : 2:08.397 BEST LAP TIME : 2:08.397 DIFFERENCE : 0.000

LAP	SECTOR 1	SECTOR 2	LAP TIME		MPH	DIFF	TIME OF DAY
1 -		43.743	2:17.430		77.77	9.033	16:17:04.394
2 -	1:27.343	43.216	2:10.559		81.86	2.162	16:19:14.953
3 -	1:26.454	43.323	2:09.777	(3)	82.35	1.380	16:21:24.730
4 -	1:26.305	43.086	2:09.391	(2)	82.60	0.994	16:23:34.121
5 -	***1:25.321***	***43.076***	***2:08.397***	**(1)**	***83.24***		***16:25:42.518***

P12 86 600 David SHOUBRIDGE Kawasaki - ASAP (allsignsallprint)

IDEAL LAP TIME : 2:00.528 BEST LAP TIME : 2:01.036 DIFFERENCE : 0.508

LAP	SECTOR 1	SECTOR 2	LAP TIME		MPH	DIFF	TIME OF DAY
1 -		41.008	2:55.469		60.91	54.433	16:17:42.433
2 -	1:22.044	41.288	2:03.332		86.66	2.296	16:19:45.765
3 -	1:20.916	***40.120***	***2:01.036***	**(1)**	***88.30***		***16:21:46.801***
4 -	1:21.414	41.498	2:02.912	(3)	86.95	1.876	16:23:49.713
5 -	***1:20.408***	41.261	2:01.669	(2)	87.84	0.633	16:25:51.382

P13 130 600 Lee BUTTON Yamaha - Elite Spas/Goodwins/Sparkle Spas

IDEAL LAP TIME : 2:07.752 BEST LAP TIME : 2:09.008 DIFFERENCE : 1.256

LAP	SECTOR 1	SECTOR 2	LAP TIME		MPH	DIFF	TIME OF DAY
1 -		42.804	2:17.453		77.75	8.445	16:17:04.417
2 -	***1:25.589***	43.438	2:09.027	(2)	82.83	0.019	16:19:13.444
3 -	1:26.628	43.387	2:10.015	(3)	82.20	1.007	16:21:23.459
4 -	1:25.891	43.117	***2:09.008***	**(1)**	***82.84***		***16:23:32.467***

Weather / Track : Cloudy / Dry

Snetterton
Circuit Length = 2.9689 miles
Start: 16:14 Flag 16:24 End: 16:27

BMCRC - MRO Championships 2016 - Rnd 4 @ Snetterton 300

BMCRC Rookie 600

RACE 13 - SECTOR ANALYSIS

SECTOR 1 = FL to I1, SECTOR 2 = I1 to FL, DIFF = Difference To Personal Best Lap

5 -	1:28.345	***42.163***	2:10.508	81.89	1.500	16:25:42.975

P14 97 600 Sam GRAHAM Honda -

IDEAL LAP TIME : 2:12.696 BEST LAP TIME : 2:12.696 DIFFERENCE : 0.000

LAP	SECTOR 1	SECTOR 2	LAP TIME	MPH	DIFF	TIME OF DAY
1 -		45.840	2:22.885	74.80	10.189	16:17:09.849
2 -	1:29.338	46.273	2:15.611	78.81	2.915	16:19:25.460
3 -	1:28.689	45.554	2:14.243 **(3)**	79.61	1.547	16:21:39.703
4 -	1:28.570	44.744	2:13.314 **(2)**	80.17	0.618	16:23:53.017
5 -	***1:28.137***	***44.559***	***2:12.696*** **(1)**	***80.54***		***16:26:05.713***

P15 95 600 Karl SMITH Yamaha - The Flooring Centre Romford

IDEAL LAP TIME : 2:12.001 BEST LAP TIME : 2:12.661 DIFFERENCE : 0.660

LAP	SECTOR 1	SECTOR 2	LAP TIME	MPH	DIFF	TIME OF DAY
1 -		45.534	2:22.019	75.25	9.358	16:17:08.983
2 -	1:29.744	47.070	2:16.814	78.12	4.153	16:19:25.797
3 -	1:28.938	45.035	2:13.973 **(3)**	79.77	1.312	16:21:39.770
4 -	***1:27.646***	45.015	***2:12.661*** **(1)**	***80.56***		***16:23:52.431***
5 -	1:29.234	***44.355***	2:13.589 **(2)**	80.00	0.928	16:26:06.020

P16 19 600 Mark HART MV Agusta - MV Agusta Wales / The specialist in traditional sasl

IDEAL LAP TIME : 2:14.447 BEST LAP TIME : 2:14.540 DIFFERENCE : 0.093

LAP	SECTOR 1	SECTOR 2	LAP TIME	MPH	DIFF	TIME OF DAY
1 -		***45.546***	2:22.956	74.76	8.416	16:17:09.920
2 -	1:30.221	46.151	2:16.372	78.37	1.832	16:19:26.292
3 -	1:29.372	45.667	2:15.039 **(2)**	79.14	0.499	16:21:41.331
4 -	***1:28.901***	45.639	***2:14.540*** **(1)**	***79.44***		***16:23:55.871***
5 -	1:28.908	46.255	2:15.163 **(3)**	79.07	0.623	16:26:11.034

P17 16 600 Oliver SHOTTON Kawasaki -

IDEAL LAP TIME : 2:12.222 BEST LAP TIME : 2:12.222 DIFFERENCE : 0.000

LAP	SECTOR 1	SECTOR 2	LAP TIME	MPH	DIFF	TIME OF DAY
1 -		52.025	2:30.617	70.96	18.395	16:17:17.581
2 -	1:29.122	45.254	2:14.376 **(3)**	79.53	2.154	16:19:31.957
3 -	1:28.139	44.848	2:12.987 **(2)**	80.36	0.765	16:21:44.944
4 -	***1:27.438***	***44.784***	***2:12.222*** **(1)**	***80.83***		***16:23:57.166***
5 -	1:28.055	47.887	2:15.942	78.62	3.720	16:26:13.108

P18 31 600 Robert SWART Honda - 1 Comm Systems

IDEAL LAP TIME : 2:15.487 BEST LAP TIME : 2:15.492 DIFFERENCE : 0.005

LAP	SECTOR 1	SECTOR 2	LAP TIME	MPH	DIFF	TIME OF DAY
1 -		***45.715***	2:24.839	73.79	9.347	16:17:11.803
2 -	***1:29.772***	45.720	***2:15.492*** **(1)**	***78.88***		***16:19:27.295***
3 -	1:30.136	47.968	2:18.104 **(3)**	77.39	2.612	16:21:45.399
4 -	1:31.769	45.746	2:17.515 **(2)**	77.72	2.023	16:24:02.914
5 -	1:33.681	46.191	2:19.872	76.41	4.380	16:26:22.786

P19 67 600 Tony COE Honda -

IDEAL LAP TIME : 2:19.212 BEST LAP TIME : 2:19.212 DIFFERENCE : 0.000

LAP	SECTOR 1	SECTOR 2	LAP TIME	MPH	DIFF	TIME OF DAY
1 -		47.165	2:29.316	71.57	10.104	16:17:16.280
2 -	1:33.082	47.422	2:20.504 **(3)**	76.06	1.292	16:19:36.784
3 -	1:34.977	47.062	2:22.039	75.24	2.827	16:21:58.823
4 -	1:33.167	46.395	2:19.562 **(2)**	76.58	0.350	16:24:18.385
5 -	***1:32.996***	***46.216***	***2:19.212*** **(1)**	***76.77***		***16:26:37.597***

Weather / Track : Cloudy / Dry

Snetterton
Circuit Length = 2.9689 miles
Start: 16:14 Flag 16:24 End: 16:27

BMCRC - MRO Championships 2016 - Rnd 4 @ Snetterton 300

BMCRC Rookie 600

RACE 13 - SECTOR ANALYSIS

SECTOR 1 = FL to I1, SECTOR 2 = I1 to FL, DIFF = Difference To Personal Best Lap

P20 99 600 Shaun HARVEY Yamaha -

IDEAL LAP TIME : 2:19.693 BEST LAP TIME : 2:20.015 DIFFERENCE : 0.322

LAP	SECTOR 1	SECTOR 2	LAP TIME	MPH	DIFF	TIME OF DAY
1 -		46.702	2:28.469	71.98	8.454	16:17:15.433
2 -	1:33.396	47.550	2:20.946 (3)	75.83	0.931	16:19:36.379
3 -	***1:33.234***	46.781	***2:20.015 (1)***	***76.33***		***16:21:56.394***
4 -	1:34.337	47.446	2:21.783	75.38	1.768	16:24:18.177
5 -	1:34.005	***46.459***	2:20.464 (2)	76.09	0.449	16:26:38.641

P21 70 600 Lukasz HENCEL Honda -

IDEAL LAP TIME : 2:21.770 BEST LAP TIME : 2:21.770 DIFFERENCE : 0.000

LAP	SECTOR 1	SECTOR 2	LAP TIME	MPH	DIFF	TIME OF DAY
1 -		47.650	2:30.783	70.88	9.013	16:17:17.747
2 -	1:34.757	48.218	2:22.975 (2)	74.75	1.205	16:19:40.722
3 -	1:35.779	48.073	2:23.852 (3)	74.29	2.082	16:22:04.574
4 -	1:37.183	48.376	2:25.559	73.42	3.789	16:24:30.133
5 -	***1:34.281***	***47.489***	***2:21.770 (1)***	***75.39***		***16:26:51.903***

P22 69 600 Robert WINDEATT Triumph - L&W Contractors

IDEAL LAP TIME : 2:20.773 BEST LAP TIME : 2:21.453 DIFFERENCE : 0.680

LAP	SECTOR 1	SECTOR 2	LAP TIME	MPH	DIFF	TIME OF DAY
1 -		50.388	2:35.229	68.85	13.776	16:17:22.193
2 -	1:35.956	48.417	2:24.373	74.03	2.920	16:19:46.566
3 -	***1:33.251***	48.202	***2:21.453 (1)***	***75.55***		***16:22:08.019***
4 -	1:34.627	47.595	2:22.222 (3)	75.15	0.769	16:24:30.241
5 -	1:34.501	***47.522***	2:22.023 (2)	75.25	0.570	16:26:52.264

P23 18 600 Scott ALLOTT Triumph -

IDEAL LAP TIME : 2:22.180 BEST LAP TIME : 2:23.208 DIFFERENCE : 1.028

LAP	SECTOR 1	SECTOR 2	LAP TIME	MPH	DIFF	TIME OF DAY
1 -		49.227	2:34.690	69.09	11.482	16:17:21.654
2 -	1:36.858	49.784	2:26.642	72.88	3.434	16:19:48.296
3 -	1:36.072	***47.136***	***2:23.208 (1)***	***74.63***		***16:22:11.504***
4 -	***1:35.044***	48.376	2:23.420 (2)	74.52	0.212	16:24:34.924
5 -	1:35.742	48.246	2:23.988 (3)	74.22	0.780	16:26:58.912

P24 78 600 Nicholas JOINT Honda - Sydnad's Custom Decals

IDEAL LAP TIME : 2:23.648 BEST LAP TIME : 2:25.288 DIFFERENCE : 1.640

LAP	SECTOR 1	SECTOR 2	LAP TIME	MPH	DIFF	TIME OF DAY
1 -		49.162	2:33.660	69.55	8.372	16:17:20.624
2 -	1:36.997	49.938	2:26.935 (3)	72.74	1.647	16:19:47.559
3 -	1:37.024	49.233	2:26.257 (2)	73.07	0.969	16:22:13.816
4 -	1:36.519	***48.769***	***2:25.288 (1)***	***73.56***		***16:24:39.104***
5 -	***1:34.879***	55.276	2:30.155	71.18	4.867	16:27:09.259

P25 4 600 Nigel DAVIES Yamaha -

IDEAL LAP TIME : 2:15.428 BEST LAP TIME : 2:23.434 DIFFERENCE : 8.006

LAP	SECTOR 1	SECTOR 2	LAP TIME	MPH	DIFF	TIME OF DAY
1 -		***45.083***	***2:23.434 (1)***	***74.51***		***16:17:10.398***

Weather / Track : Cloudy / Dry

Snetterton
Circuit Length = 2.9689 miles
Start: 16:14 Flag 16:24 End: 16:27

BMCRC - MRO Championships 2016 - Rnd 4 @ Snetterton 300

BMCRC Rookie 600

RACE 13 - BEST SECTORS

SECTOR 1				SECTOR 2				IDEAL / BEST COMPARISON					
POS	NO	NAME	TIME	NO	NAME	TIME		POS	NO	NAME	IDEAL	BEST	DIFF
										PERFECT LAP	1:59.987		
1	24	EDSER	**1:19.948**	24	EDSER	**40.039**		1	24	EDSER	1:59.987	2:00.190	0.203
2	86	SHOUBRIDGE	**1:20.408**	86	SHOUBRIDGE	**40.120**		2	86	SHOUBRIDGE	2:00.528	2:01.036	0.508
3	44	NEWMAN	**1:21.050**	44	NEWMAN	**40.473**		3	44	NEWMAN	2:01.523	2:01.569	0.046
4	149	HAMMETT	**1:21.933**	83	CUNNINGHAM	**41.030**		4	149	HAMMETT	2:03.142	2:03.142	0.000
5	81	DUFFETT	**1:22.968**	149	HAMMETT	**41.209**		5	83	CUNNINGHAM	2:04.007	2:04.323	0.316
6	83	CUNNINGHAM	**1:22.977**	543	ELLIS	**41.659**		6	81	DUFFETT	2:04.771	2:04.771	0.000
7	543	ELLIS	**1:23.572**	82	SMITH	**41.704**		7	543	ELLIS	2:05.231	2:05.858	0.627
8	17	BAKER	**1:23.693**	81	DUFFETT	**41.803**		8	82	SMITH	2:05.698	2:05.792	0.094
9	82	SMITH	**1:23.994**	17	BAKER	**42.030**		9	17	BAKER	2:05.723	2:05.723	0.000
10	98	ELLIS	**1:25.040**	130	BUTTON	**42.163**		10	130	BUTTON	2:07.752	2:09.008	1.256
11	62	PATERSON	**1:25.266**	98	ELLIS	**42.999**		11	98	ELLIS	2:08.039	2:08.039	0.000
12	53	SIGGS	**1:25.321**	62	PATERSON	**43.024**		12	62	PATERSON	2:08.290	2:08.833	0.543
13	130	BUTTON	**1:25.589**	53	SIGGS	**43.076**		13	53	SIGGS	2:08.397	2:08.397	0.000
14	16	SHOTTON	**1:27.438**	95	SMITH	**44.355**		14	95	SMITH	2:12.001	2:12.661	0.660
15	95	SMITH	**1:27.646**	97	GRAHAM	**44.559**		15	16	SHOTTON	2:12.222	2:12.222	0.000
16	97	GRAHAM	**1:28.137**	16	SHOTTON	**44.784**		16	97	GRAHAM	2:12.696	2:12.696	0.000
17	19	HART	**1:28.901**	4	DAVIES	**45.083**		17	19	HART	2:14.447	2:14.540	0.093
18	31	SWART	**1:29.772**	19	HART	**45.546**		18	4	DAVIES	2:15.428	2:23.434	8.006
19	4	DAVIES	**1:30.345**	31	SWART	**45.715**		19	31	SWART	2:15.487	2:15.492	0.005
20	67	COE	**1:32.996**	67	COE	**46.216**		20	67	COE	2:19.212	2:19.212	0.000
21	99	HARVEY	**1:33.234**	99	HARVEY	**46.459**		21	99	HARVEY	2:19.693	2:20.015	0.322
22	69	WINDEATT	**1:33.251**	18	ALLOTT	**47.136**		22	69	WINDEATT	2:20.773	2:21.453	0.680
23	70	HENCEL	**1:34.281**	70	HENCEL	**47.489**		23	70	HENCEL	2:21.770	2:21.770	0.000
24	78	JOINT	**1:34.879**	69	WINDEATT	**47.522**		24	18	ALLOTT	2:22.180	2:23.208	1.028
25	18	ALLOTT	**1:35.044**	78	JOINT	**48.769**		25	78	JOINT	2:23.648	2:25.288	1.640

Weather / Track : Cloudy / Dry

Snetterton
Circuit Length = 2.9689 miles
Start: 16:14 Flag 16:24 End: 16:27

Results can be found at www.tsl-timing.com

Printed - 16:28 Saturday, 28 May 2016

BMCRC - MRO Championships 2016 - Rnd 4 @ Snetterton 300

BMCRC Rookie 600

RACE 3 - CLASSIFICATION

POS	NO	NAME	ENTRY	LAPS	TIME	GAP	DIFF	MPH	BEST	ON
1	24	**Callaghn EDSER**	Yamaha -	6	12:05.033			88.44	**1:58.772**	5
2	86	**David SHOUBRIDGE**	Kawasaki - ASAP (allsignsallprint)	6	12:14.052	**9.019**	9.019	87.36	**2:00.393**	3
3	44	**Tom NEWMAN**	Honda -	6	12:25.211	**20.178**	11.159	86.05	**2:00.948**	2
4	543	**Stefan ELLIS**	Yamaha - Bespoke Bathing Company	6	12:33.213	**28.180**	8.002	85.13	**2:03.162**	6
5	81	**Liam DUFFETT**	Honda -	6	12:34.443	**29.410**	1.230	85.00	**2:04.154**	5
6	17	**Philip BAKER**	Triumph - Martello Building Consultancy	6	12:36.241	**31.208**	1.798	84.79	**2:04.476**	6
7	149	**Callum HAMMETT**	Yamaha -	6	12:42.648	**37.615**	6.407	84.08	**2:04.282**	4
8	82	**Andrew SMITH**	Suzuki - 5 Club Racing	6	12:43.695	**38.662**	1.047	83.97	**2:05.469**	4
9	83	**Peter CUNNINGHAM**	Triumph -	6	12:48.364	**43.331**	4.669	83.46	**2:04.616**	6
10	98	**Lee ELLIS**	Yamaha - My wife!	6	12:49.818	**44.785**	1.454	83.30	**2:05.704**	5
11	62	**Charlie PATERSON**	Yamaha -	6	12:50.621	**45.588**	0.803	83.21	**2:05.622**	6
12	53	**Jason SIGGS**	Triumph - J Siggs Construction	6	12:53.309	**48.276**	2.688	82.92	**2:05.652**	6
13	130	**Lee BUTTON**	Yamaha - Elite Spas/Goodwins/Sparkle Spas	6	13:07.456	**1:02.423**	14.147	81.43	**2:09.299**	6
14	16	**Oliver SHOTTON**	Kawasaki -	6	13:21.156	**1:16.123**	13.700	80.04	**2:11.064**	5
15	4	**Nigel DAVIES**	Yamaha -	6	13:21.246	**1:16.213**	0.090	80.03	**2:10.184**	5
16	97	**Sam GRAHAM**	Honda -	6	13:28.080	**1:23.047**	6.834	79.35	**2:10.717**	5
17	19	**Mark HART**	MV Agusta - MV Agusta Wales / The specialist in tra	6	13:35.091	**1:30.058**	7.011	78.67	**2:11.561**	6
18	31	**Robert SWART**	Honda - 1 Comm Systems	6	13:37.555	**1:32.522**	2.464	78.43	**2:13.596**	5
19	99	**Shaun HARVEY**	Yamaha -	6	13:38.480	**1:33.447**	0.925	78.35	**2:13.467**	4
20	95	**Karl SMITH**	Yamaha - The Flooring Centre Romford	6	13:38.515	**1:33.482**	0.035	78.34	**2:11.082**	6
21	67	**Tony COE**	Honda -	6	13:41.231	**1:36.198**	2.716	78.08	**2:13.182**	6
22	69	**Robert WINDEATT**	Triumph - L&W Contractors	6	13:59.977	**1:54.944**	18.746	76.34	**2:17.818**	5
23	29	**Grant COLLINGWOOD**	Suzuki - Realroads	6	14:09.313	**2:04.280**	9.336	75.50	**2:19.320**	3
24	70	**Lukasz HENCEL**	Honda -	5	12:08.288	**1 Lap**	1 Lap	73.37	**2:21.508**	4
25	18	**Scott ALLOTT**	Triumph -	5	12:08.761	**1 Lap**	0.473	73.33	**2:21.752**	4
26	78	**Nicholas JOINT**	Honda - Sydnad's Custom Decals	5	12:16.136	**1 Lap**	7.375	72.59	**2:25.199**	3
			NOT CLASSIFIED							
DNF	64	**Rob SALTMER**	Honda - Universal Tyres & Autocentres	4	8:58.067	**2 Laps**	1 Lap	79.45	**2:12.283**	3
			FASTEST LAP							
	24	**Callaghn EDSER**	Yamaha -	5	1:58.772		89.98 mph		144.82 kph	

90% of Race Speed = 79.59 mph

Snetterton
Circuit Length = 2.9689 miles
Start: 10:29 Flag 10:41 End: 10:43

Weather / Track : Cloudy / Dry
These results are provisional until the conclusion of any judicial and technical matters.

Clerk Of Course :		Timekeeper :

Results can be found at www.tsl-timing.com

Printed - 10:44 Sunday, 29 May 2016

BMCRC - MRO Championships 2016 - Rnd 4 @ Snetterton 300

BMCRC Rookie 600

RACE 3 - LAP CHART

LAP 1 @ 10:31:45.243

NO	BEHIND	LAP TIME
24		2:05.400
86	2.430	2:07.830
44	2.987	2:08.387
17	5.531	2:10.931
81	5.941	2:11.341
82	6.483	2:11.883
543	7.074	2:12.474
98	9.013	2:14.413
53	9.945	2:15.345
62	9.995	2:15.395
83	10.041	2:15.441
149	11.839	2:17.239
130	13.217	2:18.617
64	15.123	2:20.523
16	15.954	2:21.354
95	18.289	2:23.689
97	18.402	2:23.802
31	19.247	2:24.647
99	19.607	2:25.007
19	19.698	2:25.098
4	20.224	2:25.624
67	21.408	2:26.808
69	23.287	2:28.687
29	25.344	2:30.744
70	27.096	2:32.496
78	27.726	2:33.126
18	28.062	2:33.462

LAP 2 @ 10:33:45.997

NO	BEHIND	LAP TIME
24		2:00.754
86	2.422	2:00.746
44	3.181	2:00.948
81	10.016	2:04.829
17	10.617	2:05.840
543	11.837	2:05.517
82	12.242	2:06.513
98	16.888	2:08.629
149	17.512	2:06.427
62	17.672	2:08.431
83	18.308	2:09.021
53	18.523	2:09.332
130	22.078	2:09.615
64	26.863	2:12.494
16	28.280	2:13.080
95	28.623	2:11.088
97	31.582	2:13.934
4	31.713	2:12.243
31	34.398	2:15.905
99	35.127	2:16.274
19	35.453	2:16.509
67	37.172	2:16.518
69	41.400	2:18.867
29	44.026	2:19.436
78	52.306	2:25.334
18	52.995	2:25.687
70	53.177	2:26.835

LAP 3 @ 10:35:46.683

NO	BEHIND	LAP TIME
24		2:00.686
86	2.129	2:00.393
44	4.051	2:01.556
81	13.957	2:04.627
17	15.326	2:05.395
543	15.773	2:04.622
82	17.081	2:05.525
149	22.258	2:05.432
98	24.288	2:08.086
62	24.458	2:07.472
83	24.660	2:07.038
53	26.587	2:08.750
130	30.763	2:09.371
64	38.460	2:12.283
16	39.357	2:11.763
4	41.903	2:10.876
97	43.198	2:12.302
31	48.139	2:14.427
99	49.074	2:14.633
19	49.439	2:14.672
95	52.516	2:24.579
67	53.215	2:16.729
69	59.056	2:18.342
29	1:02.660	2:19.320
18	1:15.634	2:23.325
78	1:16.819	2:25.199
70	1:17.445	2:24.954

LAP 4 @ 10:37:45.812

NO	BEHIND	LAP TIME
24		1:59.129
86	4.081	2:01.081
44	6.781	2:01.859
81	19.626	2:04.798
17	20.724	2:04.527
543	20.798	2:04.154
82	23.421	2:05.469
149	27.411	2:04.282
98	31.525	2:06.366
83	31.951	2:06.420
62	32.572	2:07.243
53	34.441	2:06.983
130	42.529	2:10.895
64	52.098	2:12.767
16	52.857	2:12.629
4	54.615	2:11.841
97	55.356	2:11.287
99	1:03.412	2:13.467
31	1:03.948	2:14.938
19	1:04.222	2:13.912
95	1:07.449	2:14.062
67	1:08.132	2:14.046
69	1:17.907	2:17.980
29	1:23.243	2:19.712
18	1:38.257	2:21.752
70	1:39.824	2:21.508
78	1:43.843	2:26.153

LAP 5 @ 10:39:44.584

NO	BEHIND	LAP TIME
24		1:58.772
86	6.565	2:01.256
44	11.322	2:03.313
81	25.008	2:04.154
543	25.310	2:03.284
17	27.024	2:05.072
82	31.550	2:06.901
149	33.428	2:04.789
98	38.457	2:05.704
83	39.007	2:05.828
62	40.258	2:06.458
53	42.916	2:07.247
130	53.416	2:09.659
16	1:05.149	2:11.064
4	1:06.027	2:10.184
97	1:07.301	2:10.717
99	1:18.472	2:13.832
31	1:18.772	2:13.596
19	1:18.789	2:13.339
95	1:22.692	2:14.015
67	1:23.308	2:13.948
69	1:36.953	2:17.818
29	1:44.540	2:20.069

LAP 6 @ 10:41:44.876

NO	BEHIND	LAP TIME
24		2:00.292
70	1 Lap	2:22.495
18	1 Lap	2:24.535
86	9.019	2:02.746
78	1 Lap	2:26.324
44	20.178	2:09.148
543	28.180	2:03.162
81	29.410	2:04.694
17	31.208	2:04.476
149	37.615	2:04.479
82	38.662	2:07.404
83	43.331	2:04.616
98	44.785	2:06.620
62	45.588	2:05.622
53	48.276	2:05.652
130	1:02.423	2:09.299
16	1:16.123	2:11.266
4	1:16.213	2:10.478
97	1:23.047	2:16.038
19	1:30.058	2:11.561
31	1:32.522	2:14.042
99	1:33.447	2:15.267
95	1:33.482	2:11.082
67	1:36.198	2:13.182
69	1:54.944	2:18.283
29	2:04.280	2:20.032

Weather / Track : Cloudy / Dry

Snetterton
Circuit Length = 2.9689 miles
Start: 10:29 Flag 10:41 End: 10:43

BMCRC - MRO Championships 2016 - Rnd 4 @ Snetterton 300

BMCRC Rookie 600

RACE 3 - SECTOR ANALYSIS

SECTOR 1 = FL to I1, SECTOR 2 = I1 to FL, DIFF = Difference To Personal Best Lap

P1 24 600 Callaghn EDSER Yamaha -

IDEAL LAP TIME : 1:58.772 BEST LAP TIME : 1:58.772 DIFFERENCE : 0.000

LAP	SECTOR 1	SECTOR 2	LAP TIME	MPH	DIFF	TIME OF DAY
1 -		40.546	2:05.400	85.23	6.628	10:31:45.243
2 -	1:20.147	40.607	2:00.754	88.51	1.982	10:33:45.997
3 -	1:20.355	40.331	2:00.686	88.56	1.914	10:35:46.683
4 -	1:19.239	39.890	1:59.129 **(2)**	89.71	0.357	10:37:45.812
5 -	***1:19.166***	***39.606***	***1:58.772*** **(1)**	***89.98***		***10:39:44.584***
6 -	1:20.065	40.227	2:00.292 **(3)**	88.85	1.520	10:41:44.876

P2 86 600 David SHOUBRIDGE Kawasaki - ASAP (allsignsallprint)

IDEAL LAP TIME : 2:00.393 BEST LAP TIME : 2:00.393 DIFFERENCE : 0.000

LAP	SECTOR 1	SECTOR 2	LAP TIME	MPH	DIFF	TIME OF DAY
1 -		40.378	2:07.830	83.61	7.437	10:31:47.673
2 -	1:20.669	40.077	2:00.746 **(2)**	88.51	0.353	10:33:48.419
3 -	***1:20.425***	***39.968***	***2:00.393*** **(1)**	***88.77***		***10:35:48.812***
4 -	1:20.743	40.338	2:01.081 **(3)**	88.27	0.688	10:37:49.893
5 -	1:21.221	40.035	2:01.256	88.14	0.863	10:39:51.149
6 -	1:22.037	40.709	2:02.746	87.07	2.353	10:41:53.895

P3 44 600 Tom NEWMAN Honda -

IDEAL LAP TIME : 2:00.948 BEST LAP TIME : 2:00.948 DIFFERENCE : 0.000

LAP	SECTOR 1	SECTOR 2	LAP TIME	MPH	DIFF	TIME OF DAY
1 -		40.338	2:08.387	83.24	7.439	10:31:48.230
2 -	***1:20.708***	***40.240***	***2:00.948*** **(1)**	***88.36***		***10:33:49.178***
3 -	1:21.222	40.334	2:01.556 **(2)**	87.92	0.608	10:35:50.734
4 -	1:21.142	40.717	2:01.859 **(3)**	87.70	0.911	10:37:52.593
5 -	1:21.929	41.384	2:03.313	86.67	2.365	10:39:55.906
6 -	1:26.241	42.907	2:09.148	82.75	8.200	10:42:05.054

P4 543 600 Stefan ELLIS Yamaha - Bespoke Bathing Company

IDEAL LAP TIME : 2:03.147 BEST LAP TIME : 2:03.162 DIFFERENCE : 0.015

LAP	SECTOR 1	SECTOR 2	LAP TIME	MPH	DIFF	TIME OF DAY
1 -		41.991	2:12.474	80.68	9.312	10:31:52.317
2 -	1:23.625	41.892	2:05.517	85.15	2.355	10:33:57.834
3 -	1:22.598	42.024	2:04.622	85.76	1.460	10:36:02.456
4 -	1:22.419	41.735	2:04.154 **(3)**	86.08	0.992	10:38:06.610
5 -	***1:21.953***	41.331	2:03.284 **(2)**	86.69	0.122	10:40:09.894
6 -	1:21.968	***41.194***	***2:03.162*** **(1)**	***86.78***		***10:42:13.056***

P5 81 600 Liam DUFFETT Honda -

IDEAL LAP TIME : 2:03.931 BEST LAP TIME : 2:04.154 DIFFERENCE : 0.223

LAP	SECTOR 1	SECTOR 2	LAP TIME	MPH	DIFF	TIME OF DAY
1 -		***41.487***	2:11.341	81.37	7.187	10:31:51.184
2 -	1:23.230	41.599	2:04.829	85.62	0.675	10:33:56.013
3 -	1:22.973	41.654	2:04.627 **(2)**	85.76	0.473	10:36:00.640
4 -	1:23.017	41.781	2:04.798	85.64	0.644	10:38:05.438
5 -	1:22.609	41.545	***2:04.154*** **(1)**	***86.08***		***10:40:09.592***
6 -	***1:22.444***	42.250	2:04.694 **(3)**	85.71	0.540	10:42:14.286

P6 17 600 Philip BAKER Triumph - Martello Building Consultancy

IDEAL LAP TIME : 2:04.008 BEST LAP TIME : 2:04.476 DIFFERENCE : 0.468

LAP	SECTOR 1	SECTOR 2	LAP TIME	MPH	DIFF	TIME OF DAY
1 -		42.422	2:10.931	81.63	6.455	10:31:50.774
2 -	1:24.103	41.737	2:05.840	84.93	1.364	10:33:56.614
3 -	1:23.471	41.924	2:05.395	85.23	0.919	10:36:02.009
4 -	***1:22.670***	41.857	2:04.527 **(2)**	85.82	0.051	10:38:06.536
5 -	1:23.483	41.589	2:05.072 **(3)**	85.45	0.596	10:40:11.608

Weather / Track : Cloudy / Dry

Snetterton
Circuit Length = 2.9689 miles
Start: 10:29 Flag 10:41 End: 10:43

BMCRC - MRO Championships 2016 - Rnd 4 @ Snetterton 300

BMCRC Rookie 600

RACE 3 - SECTOR ANALYSIS

SECTOR 1 = FL to I1, SECTOR 2 = I1 to FL, DIFF = Difference To Personal Best Lap

6 -	1:23.138	***41.338***	***2:04.476***	**(1)**	***85.86***	***10:42:16.084***

P7 149 600 Callum HAMMETT Yamaha -

IDEAL LAP TIME : 2:04.259 BEST LAP TIME : 2:04.282 DIFFERENCE : 0.023

LAP	SECTOR 1	SECTOR 2	LAP TIME		MPH	DIFF	TIME OF DAY
1 -		41.836	2:17.239		77.87	12.957	10:31:57.082
2 -	1:24.080	42.347	2:06.427		84.53	2.145	10:34:03.509
3 -	1:23.583	41.849	2:05.432		85.21	1.150	10:36:08.941
4 -	***1:22.836***	41.446	***2:04.282***	**(1)**	***85.99***		***10:38:13.223***
5 -	1:23.281	41.508	2:04.789	**(3)**	85.64	0.507	10:40:18.012
6 -	1:23.056	***41.423***	2:04.479	**(2)**	85.86	0.197	10:42:22.491

P8 82 600 Andrew SMITH Suzuki - 5 Club Racing

IDEAL LAP TIME : 2:05.017 BEST LAP TIME : 2:05.469 DIFFERENCE : 0.452

LAP	SECTOR 1	SECTOR 2	LAP TIME		MPH	DIFF	TIME OF DAY
1 -		41.948	2:11.883		81.04	6.414	10:31:51.726
2 -	1:24.565	41.948	2:06.513	**(3)**	84.48	1.044	10:33:58.239
3 -	1:23.944	***41.581***	2:05.525	**(2)**	85.14	0.056	10:36:03.764
4 -	***1:23.436***	42.033	***2:05.469***	**(1)**	***85.18***		***10:38:09.233***
5 -	1:24.545	42.356	2:06.901		84.22	1.432	10:40:16.134
6 -	1:25.115	42.289	2:07.404		83.89	1.935	10:42:23.538

P9 83 600 Peter CUNNINGHAM Triumph -

IDEAL LAP TIME : 2:04.549 BEST LAP TIME : 2:04.616 DIFFERENCE : 0.067

LAP	SECTOR 1	SECTOR 2	LAP TIME		MPH	DIFF	TIME OF DAY
1 -		42.253	2:15.441		78.91	10.825	10:31:55.284
2 -	1:26.140	42.881	2:09.021		82.83	4.405	10:34:04.305
3 -	1:25.010	42.028	2:07.038		84.13	2.422	10:36:11.343
4 -	1:24.645	41.775	2:06.420	**(3)**	84.54	1.804	10:38:17.763
5 -	1:24.076	***41.752***	2:05.828	**(2)**	84.94	1.212	10:40:23.591
6 -	***1:22.797***	41.819	***2:04.616***	**(1)**	***85.76***		***10:42:28.207***

P10 98 600 Lee ELLIS Yamaha - My wife!

IDEAL LAP TIME : 2:05.228 BEST LAP TIME : 2:05.704 DIFFERENCE : 0.476

LAP	SECTOR 1	SECTOR 2	LAP TIME		MPH	DIFF	TIME OF DAY
1 -		42.950	2:14.413		79.51	8.709	10:31:54.256
2 -	1:24.673	43.956	2:08.629		83.09	2.925	10:34:02.885
3 -	1:25.106	42.980	2:08.086		83.44	2.382	10:36:10.971
4 -	1:23.762	42.604	2:06.366	**(2)**	84.58	0.662	10:38:17.337
5 -	1:23.229	***42.475***	***2:05.704***	**(1)**	***85.02***		***10:40:23.041***
6 -	***1:22.753***	43.867	2:06.620	**(3)**	84.41	0.916	10:42:29.661

P11 62 600 Charlie PATERSON Yamaha -

IDEAL LAP TIME : 2:05.453 BEST LAP TIME : 2:05.622 DIFFERENCE : 0.169

LAP	SECTOR 1	SECTOR 2	LAP TIME		MPH	DIFF	TIME OF DAY
1 -		42.533	2:15.395		78.93	9.773	10:31:55.238
2 -	1:25.172	43.259	2:08.431		83.22	2.809	10:34:03.669
3 -	1:24.982	42.490	2:07.472		83.84	1.850	10:36:11.141
4 -	1:25.402	***41.841***	2:07.243	**(3)**	83.99	1.621	10:38:18.384
5 -	1:24.503	41.955	2:06.458	**(2)**	84.51	0.836	10:40:24.842
6 -	***1:23.612***	42.010	***2:05.622***	**(1)**	***85.08***		***10:42:30.464***

P12 53 600 Jason SIGGS Triumph - J Siggs Construction

IDEAL LAP TIME : 2:05.652 BEST LAP TIME : 2:05.652 DIFFERENCE : 0.000

LAP	SECTOR 1	SECTOR 2	LAP TIME		MPH	DIFF	TIME OF DAY
1 -		42.830	2:15.345		78.96	9.693	10:31:55.188
2 -	1:26.134	43.198	2:09.332		82.64	3.680	10:34:04.520
3 -	1:26.091	42.659	2:08.750		83.01	3.098	10:36:13.270

Weather / Track : Cloudy / Dry

Snetterton
Circuit Length = 2.9689 miles
Start: 10:29 Flag 10:41 End: 10:43

BMCRC - MRO Championships 2016 - Rnd 4 @ Snetterton 300

BMCRC Rookie 600

RACE 3 - SECTOR ANALYSIS

SECTOR 1 = FL to I1, SECTOR 2 = I1 to FL, DIFF = Difference To Personal Best Lap

4 -	1:24.183	42.800	2:06.983	(2)	84.16	1.331	10:38:20.253
5 -	1:24.570	42.677	2:07.247	(3)	83.99	1.595	10:40:27.500
6 -	***1:23.619***	***42.033***	***2:05.652***	***(1)***	***85.06***		***10:42:33.152***

P13 130 600 Lee BUTTON Yamaha - Elite Spas/Goodwins/Sparkle Spas

IDEAL LAP TIME : 2:08.400 BEST LAP TIME : 2:09.299 DIFFERENCE : 0.899

LAP	SECTOR 1	SECTOR 2	LAP TIME		MPH	DIFF	TIME OF DAY
1 -		***42.897***	2:18.617		77.10	9.318	10:31:58.460
2 -	1:25.927	43.688	2:09.615	(3)	82.46	0.316	10:34:08.075
3 -	1:25.850	43.521	2:09.371	(2)	82.61	0.072	10:36:17.446
4 -	1:27.154	43.741	2:10.895		81.65	1.596	10:38:28.341
5 -	1:26.304	43.355	2:09.659		82.43	0.360	10:40:38.000
6 -	***1:25.503***	43.796	***2:09.299***	***(1)***	***82.66***		***10:42:47.299***

P14 16 600 Oliver SHOTTON Kawasaki -

IDEAL LAP TIME : 2:11.064 BEST LAP TIME : 2:11.064 DIFFERENCE : 0.000

LAP	SECTOR 1	SECTOR 2	LAP TIME		MPH	DIFF	TIME OF DAY
1 -		45.020	2:21.354		75.61	10.290	10:32:01.197
2 -	1:28.080	45.000	2:13.080		80.31	2.016	10:34:14.277
3 -	1:27.408	44.355	2:11.763	(3)	81.11	0.699	10:36:26.040
4 -	1:27.870	44.759	2:12.629		80.58	1.565	10:38:38.669
5 -	***1:27.094***	***43.970***	***2:11.064***	***(1)***	***81.54***		***10:40:49.733***
6 -	1:27.128	44.138	2:11.266	(2)	81.42	0.202	10:43:00.999

P15 4 600 Nigel DAVIES Yamaha -

IDEAL LAP TIME : 2:10.050 BEST LAP TIME : 2:10.184 DIFFERENCE : 0.134

LAP	SECTOR 1	SECTOR 2	LAP TIME		MPH	DIFF	TIME OF DAY
1 -		45.372	2:25.624		73.39	15.440	10:32:05.467
2 -	1:28.752	43.491	2:12.243		80.82	2.059	10:34:17.710
3 -	1:27.096	43.780	2:10.876	(3)	81.66	0.692	10:36:28.586
4 -	1:28.351	43.490	2:11.841		81.06	1.657	10:38:40.427
5 -	1:26.913	***43.271***	***2:10.184***	***(1)***	***82.09***		***10:40:50.611***
6 -	***1:26.779***	43.699	2:10.478	(2)	81.91	0.294	10:43:01.089

P16 97 600 Sam GRAHAM Honda -

IDEAL LAP TIME : 2:09.535 BEST LAP TIME : 2:10.717 DIFFERENCE : 1.182

LAP	SECTOR 1	SECTOR 2	LAP TIME		MPH	DIFF	TIME OF DAY
1 -		45.812	2:23.802		74.32	13.085	10:32:03.645
2 -	1:28.886	45.048	2:13.934		79.80	3.217	10:34:17.579
3 -	1:27.947	44.355	2:12.302	(3)	80.78	1.585	10:36:29.881
4 -	1:26.669	44.618	2:11.287	(2)	81.41	0.570	10:38:41.168
5 -	1:26.384	***44.333***	***2:10.717***	***(1)***	***81.76***		***10:40:51.885***
6 -	***1:25.202***	50.836	2:16.038		78.56	5.321	10:43:07.923

P17 19 600 Mark HART MV Agusta - MV Agusta Wales / The specialist in traditional sasl

IDEAL LAP TIME : 2:11.561 BEST LAP TIME : 2:11.561 DIFFERENCE : 0.000

LAP	SECTOR 1	SECTOR 2	LAP TIME		MPH	DIFF	TIME OF DAY
1 -		45.824	2:25.098		73.66	13.537	10:32:04.941
2 -	1:30.165	46.344	2:16.509		78.29	4.948	10:34:21.450
3 -	1:28.929	45.743	2:14.672		79.36	3.111	10:36:36.122
4 -	1:28.569	45.343	2:13.912	(3)	79.81	2.351	10:38:50.034
5 -	1:28.625	44.714	2:13.339	(2)	80.15	1.778	10:41:03.373
6 -	***1:27.618***	***43.943***	***2:11.561***	***(1)***	***81.24***		***10:43:14.934***

P18 31 600 Robert SWART Honda - 1 Comm Systems

IDEAL LAP TIME : 2:13.564 BEST LAP TIME : 2:13.596 DIFFERENCE : 0.032

LAP	SECTOR 1	SECTOR 2	LAP TIME		MPH	DIFF	TIME OF DAY
1 -		45.756	2:24.647		73.89	11.051	10:32:04.490

Weather / Track : Cloudy / Dry

Snetterton
Circuit Length = 2.9689 miles
Start: 10:29 Flag 10:41 End: 10:43

BMCRC - MRO Championships 2016 - Rnd 4 @ Snetterton 300

BMCRC Rookie 600

RACE 3 - SECTOR ANALYSIS

SECTOR 1 = FL to I1, SECTOR 2 = I1 to FL, DIFF = Difference To Personal Best Lap

2 -	1:30.572	45.333	2:15.905		78.64	2.309	10:34:20.395
3 -	1:29.102	45.325	2:14.427	(3)	79.50	0.831	10:36:34.822
4 -	1:30.010	44.928	2:14.938		79.20	1.342	10:38:49.760
5 -	***1:28.935***	44.661	***2:13.596***	**(1)**	***80.00***		***10:41:03.356***
6 -	1:29.413	***44.629***	2:14.042	**(2)**	79.73	0.446	10:43:17.398

P19 99 600 Shaun HARVEY Yamaha -

IDEAL LAP TIME : 2:13.189 BEST LAP TIME : 2:13.467 DIFFERENCE : 0.278

LAP	SECTOR 1	SECTOR 2	LAP TIME		MPH	DIFF	TIME OF DAY
1 -		45.850	2:25.007		73.70	11.540	10:32:04.850
2 -	1:30.639	45.635	2:16.274		78.43	2.807	10:34:21.124
3 -	1:28.966	45.667	2:14.633	(3)	79.38	1.166	10:36:35.757
4 -	***1:28.633***	44.834	***2:13.467***	**(1)**	***80.08***		***10:38:49.224***
5 -	1:29.276	***44.556***	2:13.832	**(2)**	79.86	0.365	10:41:03.056
6 -	1:29.818	45.449	2:15.267		79.01	1.800	10:43:18.323

P20 95 600 Karl SMITH Yamaha - The Flooring Centre Romford

IDEAL LAP TIME : 2:09.983 BEST LAP TIME : 2:11.082 DIFFERENCE : 1.099

LAP	SECTOR 1	SECTOR 2	LAP TIME		MPH	DIFF	TIME OF DAY
1 -		45.573	2:23.689		74.38	12.607	10:32:03.532
2 -	***1:26.518***	44.570	2:11.088	**(2)**	81.53	0.006	10:34:14.620
3 -	1:27.134	57.445	2:24.579		73.92	13.497	10:36:39.199
4 -	1:29.506	44.556	2:14.062		79.72	2.980	10:38:53.261
5 -	1:29.853	44.162	2:14.015	(3)	79.75	2.933	10:41:07.276
6 -	1:27.617	***43.465***	***2:11.082***	**(1)**	***81.53***		***10:43:18.358***

P21 67 600 Tony COE Honda -

IDEAL LAP TIME : 2:12.646 BEST LAP TIME : 2:13.182 DIFFERENCE : 0.536

LAP	SECTOR 1	SECTOR 2	LAP TIME		MPH	DIFF	TIME OF DAY
1 -		46.033	2:26.808		72.80	13.626	10:32:06.651
2 -	1:30.300	46.218	2:16.518		78.29	3.336	10:34:23.169
3 -	1:30.356	46.373	2:16.729		78.16	3.547	10:36:39.898
4 -	1:29.745	***44.301***	2:14.046	**(3)**	79.73	0.864	10:38:53.944
5 -	1:29.378	44.570	2:13.948	**(2)**	79.79	0.766	10:41:07.892
6 -	***1:28.345***	44.837	***2:13.182***	**(1)**	***80.25***		***10:43:21.074***

P22 69 600 Robert WINDEATT Triumph - L&W Contractors

IDEAL LAP TIME : 2:17.551 BEST LAP TIME : 2:17.818 DIFFERENCE : 0.267

LAP	SECTOR 1	SECTOR 2	LAP TIME		MPH	DIFF	TIME OF DAY
1 -		46.931	2:28.687		71.88	10.869	10:32:08.530
2 -	1:32.120	46.747	2:18.867		76.96	1.049	10:34:27.397
3 -	1:31.495	46.847	2:18.342		77.25	0.524	10:36:45.739
4 -	1:31.545	46.435	2:17.980	**(2)**	77.46	0.162	10:39:03.719
5 -	1:31.674	***46.144***	***2:17.818***	**(1)**	***77.55***		***10:41:21.537***
6 -	***1:31.407***	46.876	2:18.283	**(3)**	77.29	0.465	10:43:39.820

P23 29 600 Grant COLLINGWOOD Suzuki - Realroads

IDEAL LAP TIME : 2:18.832 BEST LAP TIME : 2:19.320 DIFFERENCE : 0.488

LAP	SECTOR 1	SECTOR 2	LAP TIME		MPH	DIFF	TIME OF DAY
1 -		***46.761***	2:30.744		70.90	11.424	10:32:10.587
2 -	1:32.157	47.279	2:19.436	**(2)**	76.65	0.116	10:34:30.023
3 -	***1:32.071***	47.249	***2:19.320***	**(1)**	***76.71***		***10:36:49.343***
4 -	1:32.617	47.095	2:19.712	**(3)**	76.50	0.392	10:39:09.055
5 -	1:33.167	46.902	2:20.069		76.30	0.749	10:41:29.124
6 -	1:32.831	47.201	2:20.032		76.32	0.712	10:43:49.156

Weather / Track : Cloudy / Dry

Snetterton
Circuit Length = 2.9689 miles
Start: 10:29 Flag 10:41 End: 10:43

BMCRC - MRO Championships 2016 - Rnd 4 @ Snetterton 300

BMCRC Rookie 600

RACE 3 - SECTOR ANALYSIS

SECTOR 1 = FL to I1, SECTOR 2 = I1 to FL, DIFF = Difference To Personal Best Lap

P24 70 600 Lukasz HENCEL Honda -

IDEAL LAP TIME : 2:20.961 BEST LAP TIME : 2:21.508 DIFFERENCE : 0.547

LAP	SECTOR 1	SECTOR 2	LAP TIME	MPH	DIFF	TIME OF DAY
1 -		48.329	2:32.496	70.08	10.988	10:32:12.339
2 -	1:37.266	49.569	2:26.835	72.78	5.327	10:34:39.174
3 -	1:37.303	47.651	2:24.954 **(3)**	73.73	3.446	10:37:04.128
4 -	***1:34.415***	47.093	***2:21.508*** **(1)**	***75.52***		***10:39:25.636***
5 -	1:35.949	***46.546***	2:22.495 **(2)**	75.00	0.987	10:41:48.131

P25 18 600 Scott ALLOTT Triumph -

IDEAL LAP TIME : 2:21.400 BEST LAP TIME : 2:21.752 DIFFERENCE : 0.352

LAP	SECTOR 1	SECTOR 2	LAP TIME	MPH	DIFF	TIME OF DAY
1 -		48.682	2:33.462	69.64	11.710	10:32:13.305
2 -	1:36.973	48.714	2:25.687	73.36	3.935	10:34:38.992
3 -	1:36.223	47.102	2:23.325 **(2)**	74.57	1.573	10:37:02.317
4 -	***1:34.324***	47.428	***2:21.752*** **(1)**	***75.39***		***10:39:24.069***
5 -	1:37.459	***47.076***	2:24.535 **(3)**	73.94	2.783	10:41:48.604

P26 78 600 Nicholas JOINT Honda - Sydnad's Custom Decals

IDEAL LAP TIME : 2:24.514 BEST LAP TIME : 2:25.199 DIFFERENCE : 0.685

LAP	SECTOR 1	SECTOR 2	LAP TIME	MPH	DIFF	TIME OF DAY
1 -		48.752	2:33.126	69.79	7.927	10:32:12.969
2 -	***1:36.596***	48.738	2:25.334 **(2)**	73.54	0.135	10:34:38.303
3 -	1:37.281	***47.918***	***2:25.199*** **(1)**	***73.60***		***10:37:03.502***
4 -	1:37.360	48.793	2:26.153 **(3)**	73.12	0.954	10:39:29.655
5 -	1:36.971	49.353	2:26.324	73.04	1.125	10:41:55.979

P27 64 600 Rob SALTMER Honda - Universal Tyres & Autocentres

IDEAL LAP TIME : 2:11.670 BEST LAP TIME : 2:12.283 DIFFERENCE : 0.613

LAP	SECTOR 1	SECTOR 2	LAP TIME	MPH	DIFF	TIME OF DAY
1 -		***44.036***	2:20.523	76.05	8.240	10:32:00.366
2 -	1:27.678	44.816	2:12.494 **(2)**	80.66	0.211	10:34:12.860
3 -	***1:27.634***	44.649	***2:12.283*** **(1)**	***80.79***		***10:36:25.143***
4 -	1:27.734	45.033	2:12.767 **(3)**	80.50	0.484	10:38:37.910

Weather / Track : Cloudy / Dry

Snetterton
Circuit Length = 2.9689 miles
Start: 10:29 Flag 10:41 End: 10:43

BMCRC - MRO Championships 2016 - Rnd 4 @ Snetterton 300

BMCRC Rookie 600

RACE 3 - BEST SECTORS

SECTOR 1				SECTOR 2				IDEAL / BEST COMPARISON					
POS	NO	NAME	TIME	NO	NAME	TIME		POS	NO	NAME	IDEAL	BEST	DIFF
										PERFECT LAP	1:58.772		
1	24	EDSER	**1:19.166**	24	EDSER	**39.606**		1	24	EDSER	1:58.772	1:58.772	0.000
2	86	SHOUBRIDGE	**1:20.425**	86	SHOUBRIDGE	**39.968**		2	86	SHOUBRIDGE	2:00.393	2:00.393	0.000
3	44	NEWMAN	**1:20.708**	44	NEWMAN	**40.240**		3	44	NEWMAN	2:00.948	2:00.948	0.000
4	543	ELLIS	**1:21.953**	543	ELLIS	**41.194**		4	543	ELLIS	2:03.147	2:03.162	0.015
5	81	DUFFETT	**1:22.444**	17	BAKER	**41.338**		5	81	DUFFETT	2:03.931	2:04.154	0.223
6	17	BAKER	**1:22.670**	149	HAMMETT	**41.423**		6	17	BAKER	2:04.008	2:04.476	0.468
7	98	ELLIS	**1:22.753**	81	DUFFETT	**41.487**		7	149	HAMMETT	2:04.259	2:04.282	0.023
8	83	CUNNINGHAM	**1:22.797**	82	SMITH	**41.581**		8	83	CUNNINGHAM	2:04.549	2:04.616	0.067
9	149	HAMMETT	**1:22.836**	83	CUNNINGHAM	**41.752**		9	82	SMITH	2:05.017	2:05.469	0.452
10	82	SMITH	**1:23.436**	62	PATERSON	**41.841**		10	98	ELLIS	2:05.228	2:05.704	0.476
11	62	PATERSON	**1:23.612**	53	SIGGS	**42.033**		11	62	PATERSON	2:05.453	2:05.622	0.169
12	53	SIGGS	**1:23.619**	98	ELLIS	**42.475**		12	53	SIGGS	2:05.652	2:05.652	0.000
13	97	GRAHAM	**1:25.202**	130	BUTTON	**42.897**		13	130	BUTTON	2:08.400	2:09.299	0.899
14	130	BUTTON	**1:25.503**	4	DAVIES	**43.271**		14	97	GRAHAM	2:09.535	2:10.717	1.182
15	95	SMITH	**1:26.518**	95	SMITH	**43.465**		15	95	SMITH	2:09.983	2:11.082	1.099
16	4	DAVIES	**1:26.779**	19	HART	**43.943**		16	4	DAVIES	2:10.050	2:10.184	0.134
17	16	SHOTTON	**1:27.094**	16	SHOTTON	**43.970**		17	16	SHOTTON	2:11.064	2:11.064	0.000
18	19	HART	**1:27.618**	64	SALTMER	**44.036**		18	19	HART	2:11.561	2:11.561	0.000
19	64	SALTMER	**1:27.634**	67	COE	**44.301**		19	64	SALTMER	2:11.670	2:12.283	0.613
20	67	COE	**1:28.345**	97	GRAHAM	**44.333**		20	67	COE	2:12.646	2:13.182	0.536
21	99	HARVEY	**1:28.633**	99	HARVEY	**44.556**		21	99	HARVEY	2:13.189	2:13.467	0.278
22	31	SWART	**1:28.935**	31	SWART	**44.629**		22	31	SWART	2:13.564	2:13.596	0.032
23	69	WINDEATT	**1:31.407**	69	WINDEATT	**46.144**		23	69	WINDEATT	2:17.551	2:17.818	0.267
24	29	COLLINGWOOD	**1:32.071**	70	HENCEL	**46.546**		24	29	COLLINGWOOD	2:18.832	2:19.320	0.488
25	18	ALLOTT	**1:34.324**	29	COLLINGWOOD	**46.761**		25	70	HENCEL	2:20.961	2:21.508	0.547
26	70	HENCEL	**1:34.415**	18	ALLOTT	**47.076**		26	18	ALLOTT	2:21.400	2:21.752	0.352
27	78	JOINT	**1:36.596**	78	JOINT	**47.918**		27	78	JOINT	2:24.514	2:25.199	0.685

Weather / Track : Cloudy / Dry

Snetterton
Circuit Length = 2.9689 miles
Start: 10:29 Flag 10:41 End: 10:43

Results can be found at www.tsl-timing.com

Printed - 10:44 Sunday, 29 May 2016

BMCRC - MRO Championships 2016 - Rnd 4 @ Snetterton 300

BMCRC Rookie 600

RACE 13 - CLASSIFICATION

POS	NO	NAME	ENTRY	LAPS	TIME	GAP	DIFF	MPH	BEST	ON
1	24	**Callaghn EDSER**	Yamaha -	6	12:05.070			88.44	**1:59.589**	3
2	86	**David SHOUBRIDGE**	Kawasaki - ASAP (allsignsallprint)	6	12:05.366	**0.296**	0.296	88.40	**1:59.366**	4
3	149	**Callum HAMMETT**	Yamaha -	6	12:28.002	**22.932**	22.636	85.73	**2:03.287**	2
4	543	**Stefan ELLIS**	Yamaha - Bespoke Bathing Company	6	12:35.228	**30.158**	7.226	84.91	**2:03.914**	4
5	81	**Liam DUFFETT**	Honda -	6	12:35.863	**30.793**	0.635	84.84	**2:04.259**	4
6	82	**Andrew SMITH**	Suzuki - 5 Club Racing	6	12:39.102	**34.032**	3.239	84.47	**2:04.733**	5
7	98	**Lee ELLIS**	Yamaha - My wife!	6	12:45.478	**40.408**	6.376	83.77	**2:05.870**	6
8	53	**Jason SIGGS**	Triumph - J Siggs Construction	6	12:45.836	**40.766**	0.358	83.73	**2:05.852**	5
9	17 *	**Philip BAKER**	Triumph - Martello Building Consultancy	6	12:46.037	**40.967**	0.201	83.71	**2:04.504**	6
10	62	**Charlie PATERSON**	Yamaha -	6	12:56.912	**51.842**	10.875	82.54	**2:05.716**	5
11	97	**Sam GRAHAM**	Honda -	6	13:17.435	**1:12.365**	20.523	80.41	**2:11.015**	3
12	4	**Nigel DAVIES**	Yamaha -	6	13:18.096	**1:13.026**	0.661	80.35	**2:09.349**	5
13	95	**Karl SMITH**	Yamaha - The Flooring Centre Romford	6	13:25.579	**1:20.509**	7.483	79.60	**2:12.182**	5
14	16	**Oliver SHOTTON**	Kawasaki -	6	13:28.077	**1:23.007**	2.498	79.35	**2:12.595**	2
15	99	**Shaun HARVEY**	Yamaha -	6	13:32.599	**1:27.529**	4.522	78.91	**2:13.313**	3
16	67	**Tony COE**	Honda -	6	13:36.738	**1:31.668**	4.139	78.51	**2:14.091**	4
17	31	**Robert SWART**	Honda - 1 Comm Systems	6	13:38.973	**1:33.903**	2.235	78.30	**2:14.732**	6
18	19	**Mark HART**	MV Agusta - MV Agusta Wales / The specialist in tra	6	13:39.990	**1:34.920**	1.017	78.20	**2:14.234**	4
19	69	**Robert WINDEATT**	Triumph - L&W Contractors	6	14:21.219	**2:16.149**	41.229	74.46	**2:21.564**	4
20	18	**Scott ALLOTT**	Triumph -	5	12:01.721	**1 Lap**	1 Lap	74.04	**2:21.988**	5
21	29	**Grant COLLINGWOOD**	Suzuki - Realroads	5	12:01.786	**1 Lap**	0.065	74.03	**2:22.391**	5
22	70	**Lukasz HENCEL**	Honda -	5	12:15.757	**1 Lap**	13.971	72.63	**2:25.069**	5
23	78	**Nicholas JOINT**	Honda - Sydnad's Custom Decals	5	12:53.119	**1 Lap**	37.362	69.12	**2:30.769**	5
			NOT CLASSIFIED							
DNF	83	**Peter CUNNINGHAM**	Triumph -	0						
			FASTEST LAP							
	86	**David SHOUBRIDGE**	Kawasaki - ASAP (allsignsallprint)	4	1:59.366	89.54 mph		144.10 kph		

*** No. 17 - 10 second penalty - jump start**
90% of Race Speed = 79.59 mph

Snetterton
Circuit Length = 2.9689 miles
Start: 14:57 Flag 15:09 End: 15:12

Weather / Track : Cloudy / Dry
These results are provisional until the conclusion of any judicial and technical matters.

Clerk Of Course :		Timekeeper :

Results can be found at www.tsl-timing.com

Printed - 15:15 Sunday, 29 May 2016

BMCRC - MRO Championships 2016 - Rnd 4 @ Snetterton 300

BMCRC Rookie 600

RACE 13 - LAP CHART

LAP 1 @ 15:00:02.653

NO	BEHIND	LAP TIME
24		2:05.077
86	0.300	2:05.377
149	3.974	2:09.051
543	5.364	2:10.441
17	5.831	2:10.908
82	7.073	2:12.150
81	7.913	2:12.990
98	8.698	2:13.775
53	9.215	2:14.292
97	13.772	2:18.849
16	14.559	2:19.636
62	15.879	2:20.956
99	16.097	2:21.174
31	16.392	2:21.469
19	16.716	2:21.793
95	17.692	2:22.769
4	17.855	2:22.932
67	17.918	2:22.995
69	24.595	2:29.672
29	25.602	2:30.679
18	26.301	2:31.378
70	26.392	2:31.469
78	40.491	2:45.568

LAP 2 @ 15:02:02.305

NO	BEHIND	LAP TIME
24		1:59.652
86	0.673	2:00.025
149	7.609	2:03.287
543	11.183	2:05.471
17	11.764	2:05.585
82	12.702	2:05.281
81	12.975	2:04.714
98	16.073	2:07.027
53	16.659	2:07.096
62	25.263	2:09.036
97	26.185	2:12.065
16	27.502	2:12.595
99	30.521	2:14.076
95	30.594	2:12.554
31	32.143	2:15.403
4	32.218	2:14.015
19	33.954	2:16.890
67	33.979	2:15.713
69	47.369	2:22.426
29	49.251	2:23.301
18	49.387	2:22.738
70	53.230	2:26.490
78	1:13.419	2:32.580

LAP 3 @ 15:04:01.894

NO	BEHIND	LAP TIME
24		1:59.589
86	1.294	2:00.210
149	12.215	2:04.195
543	16.206	2:04.612
17	16.726	2:04.551
81	18.064	2:04.678
82	19.654	2:06.541
98	23.032	2:06.548
53	23.544	2:06.474
62	33.412	2:07.738
97	37.611	2:11.015
16	40.551	2:12.638
95	43.903	2:12.898
4	44.171	2:11.542
99	44.245	2:13.313
31	47.800	2:15.246
67	48.918	2:14.528
19	50.788	2:16.423
69	1:10.394	2:22.614
29	1:12.488	2:22.826
18	1:12.617	2:22.819
70	1:21.263	2:27.622
78	1:45.459	2:31.629

LAP 4 @ 15:06:02.143

NO	BEHIND	LAP TIME
24		2:00.249
86	0.411	1:59.366
149	15.824	2:03.858
543	19.871	2:03.914
17	21.900	2:05.423
81	22.074	2:04.259
82	24.742	2:05.337
98	29.019	2:06.236
53	29.501	2:06.206
62	40.156	2:06.993
97	48.547	2:11.185
4	53.999	2:10.077
16	54.242	2:13.940
95	55.938	2:12.284
99	58.128	2:14.132
31	1:02.289	2:14.738
67	1:02.760	2:14.091
19	1:04.773	2:14.234
69	1:31.709	2:21.564
29	1:34.828	2:22.589
18	1:35.166	2:22.798
70	1:46.121	2:25.107

LAP 5 @ 15:08:02.563

NO	BEHIND	LAP TIME
86		2:00.009
24	0.481	2:00.901
78	1 Lap	2:32.573
149	19.187	2:03.783
543	25.369	2:05.918
81	26.394	2:04.740
17	26.546	2:05.066
82	29.055	2:04.733
98	34.621	2:06.022
53	34.933	2:05.852
62	45.452	2:05.716
97	1:00.413	2:12.286
4	1:02.928	2:09.349
95	1:07.700	2:12.182
16	1:08.713	2:14.891
99	1:12.280	2:14.572
67	1:16.799	2:14.459
31	1:19.254	2:17.385
19	1:19.794	2:15.441
69	1:54.021	2:22.732
18	1:56.734	2:21.988
29	1:56.799	2:22.391

LAP 6 @ 15:10:02.646

NO	BEHIND	LAP TIME
24		1:59.602
86	0.296	2:00.379
70	1 Lap	2:25.069
149	22.932	2:03.828
543	30.158	2:04.872
81	30.793	2:04.482
17	30.967	2:04.504
82	34.032	2:05.060
98	40.408	2:05.870
53	40.766	2:05.916
78	1 Lap	2:30.769
62	51.842	2:06.473
97	1:12.365	2:12.035
4	1:13.026	2:10.181
95	1:20.509	2:12.892
16	1:23.007	2:14.377
99	1:27.529	2:15.332
67	1:31.668	2:14.952
31	1:33.903	2:14.732
19	1:34.920	2:15.209
69	2:16.149	2:22.211

Weather / Track : Cloudy / Dry

Snetterton
Circuit Length = 2.9689 miles
Start: 14:57 Flag 15:09 End: 15:12

BMCRC - MRO Championships 2016 - Rnd 4 @ Snetterton 300

BMCRC Rookie 600

RACE 13 - SECTOR ANALYSIS

SECTOR 1 = FL to I1, SECTOR 2 = I1 to FL, DIFF = Difference To Personal Best Lap

P1 24 600 Callaghn EDSER Yamaha -

IDEAL LAP TIME : 1:59.341 BEST LAP TIME : 1:59.589 DIFFERENCE : 0.248

LAP	SECTOR 1	SECTOR 2	LAP TIME	MPH	DIFF	TIME OF DAY
1 -		40.430	2:05.077	85.45	5.488	15:00:02.653
2 -	1:19.549	40.103	1:59.652 (3)	89.32	0.063	15:02:02.305
3 -	***1:19.393***	40.196	***1:59.589 (1)***	***89.37***		***15:04:01.894***
4 -	1:19.505	40.744	2:00.249	88.88	0.660	15:06:02.143
5 -	1:19.510	41.391	2:00.901	88.40	1.312	15:08:03.044
6 -	1:19.654	***39.948***	1:59.602 (2)	89.36	0.013	15:10:02.646

P2 86 600 David SHOUBRIDGE Kawasaki - ASAP (allsignsallprint)

IDEAL LAP TIME : 1:59.163 BEST LAP TIME : 1:59.366 DIFFERENCE : 0.203

LAP	SECTOR 1	SECTOR 2	LAP TIME	MPH	DIFF	TIME OF DAY
1 -		39.985	2:05.377	85.24	6.011	15:00:02.953
2 -	1:20.517	***39.508***	2:00.025 (3)	89.04	0.659	15:02:02.978
3 -	1:20.618	39.592	2:00.210	88.91	0.844	15:04:03.188
4 -	***1:19.655***	39.711	***1:59.366 (1)***	***89.54***		***15:06:02.554***
5 -	1:20.492	39.517	2:00.009 (2)	89.06	0.643	15:08:02.563
6 -	1:20.519	39.860	2:00.379	88.78	1.013	15:10:02.942

P3 149 600 Callum HAMMETT Yamaha -

IDEAL LAP TIME : 2:03.141 BEST LAP TIME : 2:03.287 DIFFERENCE : 0.146

LAP	SECTOR 1	SECTOR 2	LAP TIME	MPH	DIFF	TIME OF DAY
1 -		41.347	2:09.051	82.82	5.764	15:00:06.627
2 -	***1:21.996***	41.291	***2:03.287 (1)***	***86.69***		***15:02:09.914***
3 -	1:22.667	41.528	2:04.195	86.05	0.908	15:04:14.109
4 -	1:22.315	41.543	2:03.858	86.29	0.571	15:06:17.967
5 -	1:22.242	41.541	2:03.783 (2)	86.34	0.496	15:08:21.750
6 -	1:22.683	***41.145***	2:03.828 (3)	86.31	0.541	15:10:25.578

P4 543 600 Stefan ELLIS Yamaha - Bespoke Bathing Company

IDEAL LAP TIME : 2:03.914 BEST LAP TIME : 2:03.914 DIFFERENCE : 0.000

LAP	SECTOR 1	SECTOR 2	LAP TIME	MPH	DIFF	TIME OF DAY
1 -		42.141	2:10.441	81.93	6.527	15:00:08.017
2 -	1:23.392	42.079	2:05.471	85.18	1.557	15:02:13.488
3 -	1:22.428	42.184	2:04.612 (2)	85.77	0.698	15:04:18.100
4 -	***1:22.336***	***41.578***	***2:03.914 (1)***	***86.25***		***15:06:22.014***
5 -	1:23.392	42.526	2:05.918	84.88	2.004	15:08:27.932
6 -	1:22.907	41.965	2:04.872 (3)	85.59	0.958	15:10:32.804

P5 81 600 Liam DUFFETT Honda -

IDEAL LAP TIME : 2:04.259 BEST LAP TIME : 2:04.259 DIFFERENCE : 0.000

LAP	SECTOR 1	SECTOR 2	LAP TIME	MPH	DIFF	TIME OF DAY
1 -		43.135	2:12.990	80.36	8.731	15:00:10.566
2 -	1:22.930	41.784	2:04.714	85.70	0.455	15:02:15.280
3 -	1:22.782	41.896	2:04.678 (3)	85.72	0.419	15:04:19.958
4 -	***1:22.513***	***41.746***	***2:04.259 (1)***	***86.01***		***15:06:24.217***
5 -	1:22.962	41.778	2:04.740	85.68	0.481	15:08:28.957
6 -	1:22.609	41.873	2:04.482 (2)	85.86	0.223	15:10:33.439

P6 82 600 Andrew SMITH Suzuki - 5 Club Racing

IDEAL LAP TIME : 2:04.733 BEST LAP TIME : 2:04.733 DIFFERENCE : 0.000

LAP	SECTOR 1	SECTOR 2	LAP TIME	MPH	DIFF	TIME OF DAY
1 -		42.217	2:12.150	80.87	7.417	15:00:09.726
2 -	1:23.495	41.786	2:05.281 (3)	85.31	0.548	15:02:15.007
3 -	1:24.544	41.997	2:06.541	84.46	1.808	15:04:21.548
4 -	1:23.449	41.888	2:05.337	85.27	0.604	15:06:26.885
5 -	***1:23.327***	***41.406***	***2:04.733 (1)***	***85.68***		***15:08:31.618***

Weather / Track : Cloudy / Dry

Snetterton
Circuit Length = 2.9689 miles
Start: 14:57 Flag 15:09 End: 15:12

BMCRC - MRO Championships 2016 - Rnd 4 @ Snetterton 300

BMCRC Rookie 600

RACE 13 - SECTOR ANALYSIS

SECTOR 1 = FL to I1, SECTOR 2 = I1 to FL, DIFF = Difference To Personal Best Lap

6 -	1:23.517	41.543	2:05.060	**(2)**	85.46	0.327	15:10:36.678

P7 98 600 Lee ELLIS Yamaha - My wife!

IDEAL LAP TIME : 2:05.764 BEST LAP TIME : 2:05.870 DIFFERENCE : 0.106

LAP	SECTOR 1	SECTOR 2	LAP TIME		MPH	DIFF	TIME OF DAY
1 -		43.069	2:13.775		79.89	7.905	15:00:11.351
2 -	1:24.060	42.967	2:07.027		84.14	1.157	15:02:18.378
3 -	1:23.396	43.152	2:06.548		84.45	0.678	15:04:24.926
4 -	1:23.493	***42.743***	2:06.236	**(3)**	84.66	0.366	15:06:31.162
5 -	1:23.078	42.944	2:06.022	**(2)**	84.81	0.152	15:08:37.184
6 -	***1:23.021***	42.849	***2:05.870***	**(1)**	***84.91***		***15:10:43.054***

P8 53 600 Jason SIGGS Triumph - J Siggs Construction

IDEAL LAP TIME : 2:05.536 BEST LAP TIME : 2:05.852 DIFFERENCE : 0.316

LAP	SECTOR 1	SECTOR 2	LAP TIME		MPH	DIFF	TIME OF DAY
1 -		42.632	2:14.292		79.58	8.440	15:00:11.868
2 -	1:24.643	***42.453***	2:07.096		84.09	1.244	15:02:18.964
3 -	1:23.361	43.113	2:06.474		84.50	0.622	15:04:25.438
4 -	1:23.666	42.540	2:06.206	**(3)**	84.68	0.354	15:06:31.644
5 -	***1:23.083***	42.769	***2:05.852***	**(1)**	***84.92***		***15:08:37.496***
6 -	1:23.371	42.545	2:05.916	**(2)**	84.88	0.064	15:10:43.412

P9 17 600 Philip BAKER Triumph - Martello Building Consultancy

IDEAL LAP TIME : 2:03.858 BEST LAP TIME : 2:04.504 DIFFERENCE : 0.646

LAP	SECTOR 1	SECTOR 2	LAP TIME		MPH	DIFF	TIME OF DAY
1 -		41.683	2:10.908		81.64	6.404	15:00:08.484
2 -	1:23.427	42.158	2:05.585		85.10	1.081	15:02:14.069
3 -	***1:22.684***	41.867	2:04.551	**(2)**	85.81	0.047	15:04:18.620
4 -	1:23.094	42.329	2:05.423		85.21	0.919	15:06:24.043
5 -	1:23.892	***41.174***	2:05.066	**(3)**	85.45	0.562	15:08:29.109
6 -	1:22.875	41.629	***2:04.504***	**(1)**	***85.84***		***15:10:33.613***

P10 62 600 Charlie PATERSON Yamaha -

IDEAL LAP TIME : 2:05.462 BEST LAP TIME : 2:05.716 DIFFERENCE : 0.254

LAP	SECTOR 1	SECTOR 2	LAP TIME		MPH	DIFF	TIME OF DAY
1 -		44.714	2:20.956		75.82	15.240	15:00:18.532
2 -	1:24.460	44.576	2:09.036		82.83	3.320	15:02:27.568
3 -	1:25.155	42.583	2:07.738		83.67	2.022	15:04:35.306
4 -	***1:23.470***	43.523	2:06.993	**(3)**	84.16	1.277	15:06:42.299
5 -	1:23.724	***41.992***	***2:05.716***	**(1)**	***85.01***		***15:08:48.015***
6 -	1:24.399	42.074	2:06.473	**(2)**	84.50	0.757	15:10:54.488

P11 97 600 Sam GRAHAM Honda -

IDEAL LAP TIME : 2:11.015 BEST LAP TIME : 2:11.015 DIFFERENCE : 0.000

LAP	SECTOR 1	SECTOR 2	LAP TIME		MPH	DIFF	TIME OF DAY
1 -		44.800	2:18.849		76.97	7.834	15:00:16.425
2 -	1:27.554	44.511	2:12.065		80.93	1.050	15:02:28.490
3 -	***1:26.730***	***44.285***	***2:11.015***	**(1)**	***81.57***		***15:04:39.505***
4 -	1:26.849	44.336	2:11.185	**(2)**	81.47	0.170	15:06:50.690
5 -	1:27.496	44.790	2:12.286		80.79	1.271	15:09:02.976
6 -	1:27.252	44.783	2:12.035	**(3)**	80.94	1.020	15:11:15.011

P12 4 600 Nigel DAVIES Yamaha -

IDEAL LAP TIME : 2:08.617 BEST LAP TIME : 2:09.349 DIFFERENCE : 0.732

LAP	SECTOR 1	SECTOR 2	LAP TIME		MPH	DIFF	TIME OF DAY
1 -		46.278	2:22.932		74.77	13.583	15:00:20.508
2 -	1:29.581	44.434	2:14.015		79.75	4.666	15:02:34.523
3 -	1:27.909	43.633	2:11.542		81.25	2.193	15:04:46.065

Weather / Track : Cloudy / Dry

Snetterton
Circuit Length = 2.9689 miles
Start: 14:57 Flag 15:09 End: 15:12

BMCRC - MRO Championships 2016 - Rnd 4 @ Snetterton 300

BMCRC Rookie 600

RACE 13 - SECTOR ANALYSIS

SECTOR 1 = FL to I1, SECTOR 2 = I1 to FL, DIFF = Difference To Personal Best Lap

4 -	1:26.613	43.464	2:10.077	(2)	82.16	0.728	15:06:56.142
5 -	***1:25.841***	43.508	***2:09.349***	**(1)**	***82.62***		***15:09:05.491***
6 -	1:27.405	***42.776***	2:10.181	(3)	82.10	0.832	15:11:15.672

P13 95 600 Karl SMITH Yamaha - The Flooring Centre Romford

IDEAL LAP TIME : 2:10.175 BEST LAP TIME : 2:12.182 DIFFERENCE : 2.007

LAP	SECTOR 1	SECTOR 2	LAP TIME		MPH	DIFF	TIME OF DAY
1 -		46.491	2:22.769		74.86	10.587	15:00:20.345
2 -	1:29.195	***43.359***	2:12.554	(3)	80.63	0.372	15:02:32.899
3 -	1:28.002	44.896	2:12.898		80.42	0.716	15:04:45.797
4 -	1:27.696	44.588	2:12.284	(2)	80.79	0.102	15:06:58.081
5 -	***1:26.816***	45.366	***2:12.182***	**(1)**	***80.85***		***15:09:10.263***
6 -	1:27.490	45.402	2:12.892		80.42	0.710	15:11:23.155

P14 16 600 Oliver SHOTTON Kawasaki -

IDEAL LAP TIME : 2:11.946 BEST LAP TIME : 2:12.595 DIFFERENCE : 0.649

LAP	SECTOR 1	SECTOR 2	LAP TIME		MPH	DIFF	TIME OF DAY
1 -		***44.190***	2:19.636		76.54	7.041	15:00:17.212
2 -	***1:27.756***	44.839	***2:12.595***	**(1)**	***80.60***		***15:02:29.807***
3 -	1:27.954	44.684	2:12.638	(2)	80.58	0.043	15:04:42.445
4 -	1:29.103	44.837	2:13.940	(3)	79.79	1.345	15:06:56.385
5 -	1:28.608	46.283	2:14.891		79.23	2.296	15:09:11.276
6 -	1:28.783	45.594	2:14.377		79.53	1.782	15:11:25.653

P15 99 600 Shaun HARVEY Yamaha -

IDEAL LAP TIME : 2:13.227 BEST LAP TIME : 2:13.313 DIFFERENCE : 0.086

LAP	SECTOR 1	SECTOR 2	LAP TIME		MPH	DIFF	TIME OF DAY
1 -		45.683	2:21.174		75.70	7.861	15:00:18.750
2 -	1:28.888	45.188	2:14.076	(2)	79.71	0.763	15:02:32.826
3 -	***1:28.199***	45.114	***2:13.313***	**(1)**	***80.17***		***15:04:46.139***
4 -	1:29.104	***45.028***	2:14.132	(3)	79.68	0.819	15:07:00.271
5 -	1:29.207	45.365	2:14.572		79.42	1.259	15:09:14.843
6 -	1:29.959	45.373	2:15.332		78.97	2.019	15:11:30.175

P16 67 600 Tony COE Honda -

IDEAL LAP TIME : 2:13.382 BEST LAP TIME : 2:14.091 DIFFERENCE : 0.709

LAP	SECTOR 1	SECTOR 2	LAP TIME		MPH	DIFF	TIME OF DAY
1 -		45.366	2:22.995		74.74	8.904	15:00:20.571
2 -	1:30.780	44.933	2:15.713		78.75	1.622	15:02:36.284
3 -	1:30.108	***44.420***	2:14.528	(3)	79.44	0.437	15:04:50.812
4 -	***1:28.962***	45.129	***2:14.091***	**(1)**	***79.70***		***15:07:04.903***
5 -	1:29.325	45.134	2:14.459	(2)	79.48	0.368	15:09:19.362
6 -	1:30.294	44.658	2:14.952		79.19	0.861	15:11:34.314

P17 31 600 Robert SWART Honda - 1 Comm Systems

IDEAL LAP TIME : 2:14.204 BEST LAP TIME : 2:14.732 DIFFERENCE : 0.528

LAP	SECTOR 1	SECTOR 2	LAP TIME		MPH	DIFF	TIME OF DAY
1 -		45.472	2:21.469		75.55	6.737	15:00:19.045
2 -	1:30.680	***44.723***	2:15.403		78.93	0.671	15:02:34.448
3 -	1:30.269	44.977	2:15.246	(3)	79.02	0.514	15:04:49.694
4 -	***1:29.481***	45.257	2:14.738	(2)	79.32	0.006	15:07:04.432
5 -	1:32.310	45.075	2:17.385		77.79	2.653	15:09:21.817
6 -	1:29.890	44.842	***2:14.732***	**(1)**	***79.32***		***15:11:36.549***

P18 19 600 Mark HART MV Agusta - MV Agusta Wales / The specialist in traditional sasl

IDEAL LAP TIME : 2:13.594 BEST LAP TIME : 2:14.234 DIFFERENCE : 0.640

LAP	SECTOR 1	SECTOR 2	LAP TIME	MPH	DIFF	TIME OF DAY
1 -		45.852	2:21.793	75.37	7.559	15:00:19.369

Snetterton
Circuit Length = 2.9689 miles
Start: 14:57 Flag 15:09 End: 15:12

Weather / Track : Cloudy / Dry

BMCRC - MRO Championships 2016 - Rnd 4 @ Snetterton 300

BMCRC Rookie 600

RACE 13 - SECTOR ANALYSIS

SECTOR 1 = FL to I1, SECTOR 2 = I1 to FL, DIFF = Difference To Personal Best Lap

2 -	1:30.893	45.997	2:16.890		78.07	2.656	15:02:36.259
3 -	1:30.647	45.776	2:16.423		78.34	2.189	15:04:52.682
4 -	***1:28.209***	46.025	***2:14.234***	**(1)**	***79.62***		***15:07:06.916***
5 -	1:30.021	45.420	2:15.441	**(3)**	78.91	1.207	15:09:22.357
6 -	1:29.824	***45.385***	2:15.209	**(2)**	79.04	0.975	15:11:37.566

P19 69 600 Robert WINDEATT Triumph - L&W Contractors

IDEAL LAP TIME : 2:21.265 BEST LAP TIME : 2:21.564 DIFFERENCE : 0.299

LAP	SECTOR 1	SECTOR 2	LAP TIME		MPH	DIFF	TIME OF DAY
1 -		***47.655***	2:29.672		71.40	8.108	15:00:27.248
2 -	1:33.955	48.471	2:22.426	**(3)**	75.04	0.862	15:02:49.674
3 -	1:34.340	48.274	2:22.614		74.94	1.050	15:05:12.288
4 -	***1:33.610***	47.954	***2:21.564***	**(1)**	***75.49***		***15:07:33.852***
5 -	1:34.336	48.396	2:22.732		74.88	1.168	15:09:56.584
6 -	1:34.057	48.154	2:22.211	**(2)**	75.15	0.647	15:12:18.795

P20 18 600 Scott ALLOTT Triumph -

IDEAL LAP TIME : 2:21.334 BEST LAP TIME : 2:21.988 DIFFERENCE : 0.654

LAP	SECTOR 1	SECTOR 2	LAP TIME		MPH	DIFF	TIME OF DAY
1 -		47.944	2:31.378		70.60	9.390	15:00:28.954
2 -	1:35.351	***47.387***	2:22.738	**(2)**	74.87	0.750	15:02:51.692
3 -	1:35.182	47.637	2:22.819		74.83	0.831	15:05:14.511
4 -	1:35.098	47.700	2:22.798	**(3)**	74.84	0.810	15:07:37.309
5 -	***1:33.947***	48.041	***2:21.988***	**(1)**	***75.27***		***15:09:59.297***

P21 29 600 Grant COLLINGWOOD Suzuki - Realroads

IDEAL LAP TIME : 2:21.891 BEST LAP TIME : 2:22.391 DIFFERENCE : 0.500

LAP	SECTOR 1	SECTOR 2	LAP TIME		MPH	DIFF	TIME OF DAY
1 -		48.518	2:30.679		70.93	8.288	15:00:28.255
2 -	1:35.380	***47.921***	2:23.301		74.58	0.910	15:02:51.556
3 -	1:34.787	48.039	2:22.826	**(3)**	74.83	0.435	15:05:14.382
4 -	1:34.645	47.944	2:22.589	**(2)**	74.95	0.198	15:07:36.971
5 -	***1:33.970***	48.421	***2:22.391***	**(1)**	***75.06***		***15:09:59.362***

P22 70 600 Lukasz HENCEL Honda -

IDEAL LAP TIME : 2:24.088 BEST LAP TIME : 2:25.069 DIFFERENCE : 0.981

LAP	SECTOR 1	SECTOR 2	LAP TIME		MPH	DIFF	TIME OF DAY
1 -		48.530	2:31.469		70.56	6.400	15:00:29.045
2 -	1:37.062	49.428	2:26.490	**(3)**	72.96	1.421	15:02:55.535
3 -	1:38.240	49.382	2:27.622		72.40	2.553	15:05:23.157
4 -	1:36.782	***48.325***	2:25.107	**(2)**	73.65	0.038	15:07:48.264
5 -	***1:35.763***	49.306	***2:25.069***	**(1)**	***73.67***		***15:10:13.333***

P23 78 600 Nicholas JOINT Honda - Sydnad's Custom Decals

IDEAL LAP TIME : 2:29.573 BEST LAP TIME : 2:30.769 DIFFERENCE : 1.196

LAP	SECTOR 1	SECTOR 2	LAP TIME		MPH	DIFF	TIME OF DAY
1 -		59.703	2:45.568		64.55	14.799	15:00:43.144
2 -	1:43.165	***49.415***	2:32.580		70.04	1.811	15:03:15.724
3 -	1:41.578	50.051	2:31.629	**(2)**	70.48	0.860	15:05:47.353
4 -	1:40.524	52.049	2:32.573	**(3)**	70.05	1.804	15:08:19.926
5 -	***1:40.158***	50.611	***2:30.769***	**(1)**	***70.89***		***15:10:50.695***

Weather / Track : Cloudy / Dry

Snetterton
Circuit Length = 2.9689 miles
Start: 14:57 Flag 15:09 End: 15:12

BMCRC - MRO Championships 2016 - Rnd 4 @ Snetterton 300

BMCRC Rookie 600

RACE 13 - BEST SECTORS

SECTOR 1				SECTOR 2				IDEAL / BEST COMPARISON					
POS	NO	NAME	TIME	NO	NAME	TIME		POS	NO	NAME	IDEAL	BEST	DIFF
										PERFECT LAP	1:58.901		
1	24	EDSER	**1:19.393**	86	SHOUBRIDGE	**39.508**		1	86	SHOUBRIDGE	1:59.163	1:59.366	0.203
2	86	SHOUBRIDGE	**1:19.655**	24	EDSER	**39.948**		2	24	EDSER	1:59.341	1:59.589	0.248
3	149	HAMMETT	**1:21.996**	149	HAMMETT	**41.145**		3	149	HAMMETT	2:03.141	2:03.287	0.146
4	543	ELLIS	**1:22.336**	17	BAKER	**41.174**		4	17	BAKER	2:03.858	2:04.504	0.646
5	81	DUFFETT	**1:22.513**	82	SMITH	**41.406**		5	543	ELLIS	2:03.914	2:03.914	0.000
6	17	BAKER	**1:22.684**	543	ELLIS	**41.578**		6	81	DUFFETT	2:04.259	2:04.259	0.000
7	98	ELLIS	**1:23.021**	81	DUFFETT	**41.746**		7	82	SMITH	2:04.733	2:04.733	0.000
8	53	SIGGS	**1:23.083**	62	PATERSON	**41.992**		8	62	PATERSON	2:05.462	2:05.716	0.254
9	82	SMITH	**1:23.327**	53	SIGGS	**42.453**		9	53	SIGGS	2:05.536	2:05.852	0.316
10	62	PATERSON	**1:23.470**	98	ELLIS	**42.743**		10	98	ELLIS	2:05.764	2:05.870	0.106
11	4	DAVIES	**1:25.841**	4	DAVIES	**42.776**		11	4	DAVIES	2:08.617	2:09.349	0.732
12	97	GRAHAM	**1:26.730**	95	SMITH	**43.359**		12	95	SMITH	2:10.175	2:12.182	2.007
13	95	SMITH	**1:26.816**	16	SHOTTON	**44.190**		13	97	GRAHAM	2:11.015	2:11.015	0.000
14	16	SHOTTON	**1:27.756**	97	GRAHAM	**44.285**		14	16	SHOTTON	2:11.946	2:12.595	0.649
15	99	HARVEY	**1:28.199**	67	COE	**44.420**		15	99	HARVEY	2:13.227	2:13.313	0.086
16	19	HART	**1:28.209**	31	SWART	**44.723**		16	67	COE	2:13.382	2:14.091	0.709
17	67	COE	**1:28.962**	99	HARVEY	**45.028**		17	19	HART	2:13.594	2:14.234	0.640
18	31	SWART	**1:29.481**	19	HART	**45.385**		18	31	SWART	2:14.204	2:14.732	0.528
19	69	WINDEATT	**1:33.610**	18	ALLOTT	**47.387**		19	69	WINDEATT	2:21.265	2:21.564	0.299
20	18	ALLOTT	**1:33.947**	69	WINDEATT	**47.655**		20	18	ALLOTT	2:21.334	2:21.988	0.654
21	29	COLLINGWOOD	**1:33.970**	29	COLLINGWOOD	**47.921**		21	29	COLLINGWOOD	2:21.891	2:22.391	0.500
22	70	HENCEL	**1:35.763**	70	HENCEL	**48.325**		22	70	HENCEL	2:24.088	2:25.069	0.981
23	78	JOINT	**1:40.158**	78	JOINT	**49.415**		23	78	JOINT	2:29.573	2:30.769	1.196
24													

Weather / Track : Cloudy / Dry

Snetterton
Circuit Length = 2.9689 miles
Start: 14:57 Flag 15:09 End: 15:12

Results can be found at www.tsl-timing.com

Printed - 15:16 Sunday, 29 May 2016

BMCRC F1 & F2 Sidecars

Snetterton 300

28th & 29th May 2016

Results Provided by Timing Solutions Ltd
www.tsl-timing.com

Snetterton 300

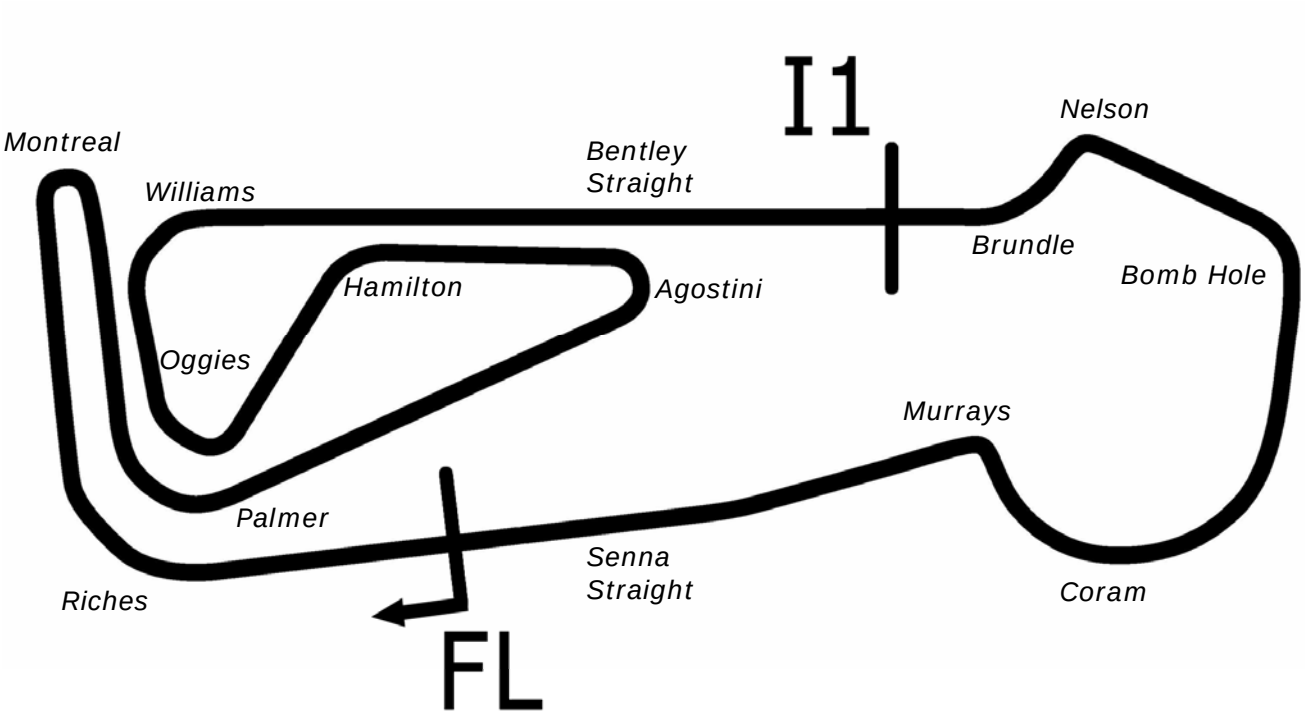

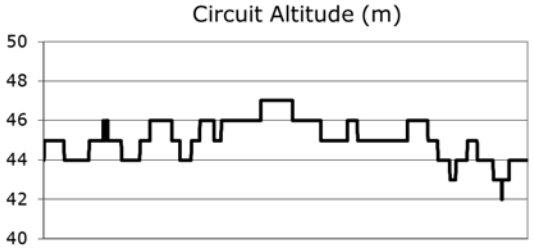

Length	2.9689 miles	4778.0 m	
FL		52.46340 N	0.94476 E
I1	3198m	52.46617 N	0.94964 E
Pit Entry	4572m	52.46364 N	0.94774 E
Pit Exit	40m after FL	52.46338 N	0.94420 E

Pit Entry–Pit Exit 246m, 14.7s @60kph, 11.0s @80kph

All results available at www.tsl-timing.com

BMCRC - MRO Championships 2016 - Rnd 4 @ Snetterton 300

RKB/BMCRC F1 & F2 Sidecars

QUALIFYING - CLASSIFICATION

POS	NO	CL	PIC	NAME	ENTRY	TIME	ON	LAPS	GAP	DIFF	MPH
1	3	F1	1	JAMES / TRITTON	Kawasaki LCR -	2:02.872	3	5			86.98
2	74	F1	2	BYGRAVE / SHARP	Suzuki LCR - Blue-Group	2:03.724	3	3	0.852	0.852	86.38
3	114	F1	3	SMITH / ANDERSON	Suzuki LCR - SDC / Mike Smith Tuning	2:05.431	3	3	2.559	1.707	85.21
4	92	F1	4	HILDIGE / HILDIGE	Suzuki LCR -	2:08.292	7	7	5.420	2.861	83.31
5	118	F1	5	BICKNELL / LEWINGTON	Kawasaki LCR -	2:09.885	6	6	7.013	1.593	82.28
6	31	F1	6	MUNRO / PETTMAN	Suzuki Windle -	2:11.736	6	7	8.864	1.851	81.13
7	8	F2	1	ILARIA / SAUNDERS	Suzuki Windle - Powerhouse	2:12.013	4	7	9.141	0.277	80.96
8	11	F2	2	NICHOLLS / ANISON	Suzuki LCR -	2:12.371	4	7	9.499	0.358	80.74
9	10	F1	7	WEBB / JAMES	Suzuki LCR - ANtech Racing	2:16.181	5	6	13.309	3.810	78.48
10	136	F1	8	EDWARDS / EDWARDS	Yamaha REA - ECONOMY HEATING SERVICES	2:17.740	5	5	14.868	1.559	77.59
11	17	F2	3	SCHOFIELD / SCHOFIELD	Suzuki Windle - Witch eLiquid	2:18.207	5	5	15.335	0.467	77.33
12	18	F2	4	BLACKWOOD / BLACKWOOD	Suzuki Shelbourne -	2:18.789	5	5	15.917	0.582	77.00
13	71	F2	5	SCHOFIELD / CASWELL	Honda Ireson - the sand witch food company	2:19.669	4	5	16.797	0.880	76.52
14	171	F2	6	HIGH / STAINTON	Honda Baker - Cartwright Bros Haulage	2:20.063	4	6	17.191	0.394	76.30
15	88	F2	7	LONGMORE / LONGMORE	Sidecar DMR -	2:23.898	3	3	21.026	3.835	74.27
16	20	F2	8	TAYLOR / FIELD	Honda Ireson - SystemsAv	2:23.975	3	6	21.103	0.077	74.23
17	30	F1	9	JAMES / JAMES	LCR Suzuki -	2:26.547	5	6	23.675	2.572	72.93
18	67	F1	10	PETTMAN/ JEFFREY	Suzuki Windle - MJP racing	2:27.790	2	2	24.918	1.243	72.31
19	964	F2	9	ANDERSON / PUGH	Honda Molyneux - Mark Kaye of Durham	2:28.367	2	2	25.495	0.577	72.03
20	19	F1	11	MacBRIDE / WILKINSON	Suzuki DDR -	2:44.255	3	5	41.383	15.888	65.07

Snetterton
Circuit Length = 2.9689 miles
Start: 11:07 Flag 11:22 End: 11:24

Weather / Track : Cloudy / Dry
These results are provisional until the conclusion of any judicial and technical matters.

Clerk Of Course :		Timekeeper :

Results can be found at www.tsl-timing.com

Printed - 11:24 Saturday, 28 May 2016

BMCRC - MRO Championships 2016 - Rnd 4 @ Snetterton 300

RKB/BMCRC F1 & F2 Sidecars

QUALIFYING - SECTOR ANALYSIS

SECTOR 1 = FL to I1, SECTOR 2 = I1 to FL, DIFF = Difference To Personal Best Lap

P1 3 F1 JAMES / TRITTON Kawasaki LCR -

IDEAL LAP TIME : 2:02.668 BEST LAP TIME : 2:02.872 DIFFERENCE : 0.204

LAP	SECTOR 1	SECTOR 2	LAP TIME	MPH	DIFF	TIME OF DAY
1 -	1:26.534	41.325	2:07.859	83.59	4.987	11:10:20.579
2 -	1:22.923	40.836	2:03.759 (3)	86.36	0.887	11:12:24.338
3 -	***1:22.159***	40.713	***2:02.872 (1)***	***86.98***		***11:14:27.210***
4 -	1:22.503	***40.509***	2:03.012 (2)	86.88	0.140	11:16:30.222
5 -	1:23.969	41.473	2:05.442	85.20	2.570	11:18:35.664

P2 74 F1 BYGRAVE / SHARP Suzuki LCR - Blue-Group

IDEAL LAP TIME : 2:02.318 BEST LAP TIME : 2:03.724 DIFFERENCE : 1.406

LAP	SECTOR 1	SECTOR 2	LAP TIME	MPH	DIFF	TIME OF DAY
1 -	1:36.075	43.046	2:19.121 (3)	76.82	15.397	11:11:34.645
2 -	1:23.519	***40.656***	2:04.175 (2)	86.07	0.451	11:13:38.820
3 -	1:21.758	41.966	***2:03.724 (1)***	***86.38***		***11:15:42.544***

P3 114 F1 SMITH / ANDERSON Suzuki LCR - SDC / Mike Smith Tuning

IDEAL LAP TIME : 2:04.818 BEST LAP TIME : 2:05.431 DIFFERENCE : 0.613

LAP	SECTOR 1	SECTOR 2	LAP TIME	MPH	DIFF	TIME OF DAY
1 -	1:43.285	45.098	2:28.383 (3)	72.03	22.952	11:11:03.315
2 -	1:30.719	42.519	2:13.238 (2)	80.21	7.807	11:13:16.553
3 -	1:24.021	***41.410***	***2:05.431 (1)***	***85.21***		***11:15:21.984***

P4 92 F1 HILDIGE / HILDIGE Suzuki LCR -

IDEAL LAP TIME : 2:07.712 BEST LAP TIME : 2:08.292 DIFFERENCE : 0.580

LAP	SECTOR 1	SECTOR 2	LAP TIME	MPH	DIFF	TIME OF DAY
1 -	1:39.161	46.737	2:25.898	73.25	17.606	11:11:00.338
2 -	1:29.305	43.534	2:12.839	80.45	4.547	11:13:13.177
3 -	1:26.660	43.237	2:09.897 (3)	82.28	1.605	11:15:23.074
4 -	1:26.779	43.298	2:10.077	82.16	1.785	11:17:33.151
5 -	1:26.169	44.583	2:10.752	81.74	2.460	11:19:43.903
6 -	1:25.335	***43.066***	2:08.401 (2)	83.23	0.109	11:21:52.304
7 -	***1:24.646***	43.646	***2:08.292 (1)***	***83.31***		***11:24:00.596***

P5 118 F1 BICKNELL / LEWINGTON Kawasaki LCR -

IDEAL LAP TIME : 2:09.885 BEST LAP TIME : 2:09.885 DIFFERENCE : 0.000

LAP	SECTOR 1	SECTOR 2	LAP TIME	MPH	DIFF	TIME OF DAY
1 -	1:39.328	46.408	2:25.736	73.33	15.851	11:10:54.594
2 -	1:31.268	44.227	2:15.495	78.88	5.610	11:13:10.089
3 -	1:27.201	43.505	2:10.706 (2)	81.77	0.821	11:15:20.795
4 -	1:27.100	43.899	2:10.999 (3)	81.58	1.114	11:17:31.794
5 -	1:27.479	45.418	2:12.897	80.42	3.012	11:19:44.691
6 -	***1:26.435***	***43.450***	***2:09.885 (1)***	***82.28***		***11:21:54.576***

P6 31 F1 MUNRO / PETTMAN Suzuki Windle -

IDEAL LAP TIME : 2:11.243 BEST LAP TIME : 2:11.736 DIFFERENCE : 0.493

LAP	SECTOR 1	SECTOR 2	LAP TIME	MPH	DIFF	TIME OF DAY
1 -	1:42.020	45.752	2:27.772	72.32	16.036	11:10:44.898
2 -	1:30.209	44.134	2:14.343	79.55	2.607	11:12:59.241
3 -	1:29.090	***42.851***	2:11.941 (2)	81.00	0.205	11:15:11.182
4 -	1:29.222	43.704	2:12.926	80.40	1.190	11:17:24.108
5 -	1:29.274	43.353	2:12.627 (3)	80.58	0.891	11:19:36.735
6 -	***1:28.392***	43.344	***2:11.736 (1)***	***81.13***		***11:21:48.471***
7 -	1:29.014	43.750	2:12.764	80.50	1.028	11:24:01.235

Weather / Track : Cloudy / Dry

Snetterton
Circuit Length = 2.9689 miles
Start: 11:07 Flag 11:22 End: 11:24

BMCRC - MRO Championships 2016 - Rnd 4 @ Snetterton 300

RKB/BMCRC F1 & F2 Sidecars

QUALIFYING - SECTOR ANALYSIS

SECTOR 1 = FL to I1, SECTOR 2 = I1 to FL, DIFF = Difference To Personal Best Lap

P7 8 F2 ILARIA / SAUNDERS Suzuki Windle - Powerhouse

IDEAL LAP TIME : 2:12.013 BEST LAP TIME : 2:12.013 DIFFERENCE : 0.000

LAP	SECTOR 1	SECTOR 2	LAP TIME	MPH	DIFF	TIME OF DAY
1 -	1:33.133	45.010	2:18.143	77.36	6.130	11:10:32.910
2 -	1:29.246	44.026	2:13.272	80.19	1.259	11:12:46.182
3 -	1:28.521	43.815	2:12.336 **(2)**	80.76	0.323	11:14:58.518
4 -	***1:28.214***	***43.799***	***2:12.013*** **(1)**	***80.96***		***11:17:10.531***
5 -	1:28.459	46.294	2:14.753	79.31	2.740	11:19:25.284
6 -	1:29.176	44.508	2:13.684	79.95	1.671	11:21:38.968
7 -	1:29.056	43.801	2:12.857 **(3)**	80.44	0.844	11:23:51.825

P8 11 F2 NICHOLLS / ANISON Suzuki LCR -

IDEAL LAP TIME : 2:12.327 BEST LAP TIME : 2:12.371 DIFFERENCE : 0.044

LAP	SECTOR 1	SECTOR 2	LAP TIME	MPH	DIFF	TIME OF DAY
1 -	1:33.119	44.556	2:17.675	77.63	5.304	11:10:33.280
2 -	1:29.269	44.148	2:13.417	80.11	1.046	11:12:46.697
3 -	1:28.815	***43.815***	2:12.630 **(2)**	80.58	0.259	11:14:59.327
4 -	***1:28.512***	43.859	***2:12.371*** **(1)**	***80.74***		***11:17:11.698***
5 -	1:28.557	44.384	2:12.941 **(3)**	80.39	0.570	11:19:24.639
6 -	1:29.676	43.919	2:13.595	80.00	1.224	11:21:38.234
7 -	1:30.513	43.900	2:14.413	79.51	2.042	11:23:52.647

P9 10 F1 WEBB / JAMES Suzuki LCR - ANtech Racing

IDEAL LAP TIME : 2:16.181 BEST LAP TIME : 2:16.181 DIFFERENCE : 0.000

LAP	SECTOR 1	SECTOR 2	LAP TIME	MPH	DIFF	TIME OF DAY
1 -	1:50.940	51.236	2:42.176	65.90	25.995	11:11:11.252
2 -	1:38.708	46.682	2:25.390	73.51	9.209	11:13:36.642
3 -	1:34.987	46.290	2:21.277	75.65	5.096	11:15:57.919
4 -	1:31.437	45.097	2:16.534 **(2)**	78.28	0.353	11:18:14.453
5 -	***1:31.355***	***44.826***	***2:16.181*** **(1)**	***78.48***		***11:20:30.634***
6 -	1:32.803	45.025	2:17.828 **(3)**	77.54	1.647	11:22:48.462

P10 136 F1 EDWARDS / EDWARDS Yamaha REA - ECONOMY HEATING SERVICES

IDEAL LAP TIME : 2:17.650 BEST LAP TIME : 2:17.740 DIFFERENCE : 0.090

LAP	SECTOR 1	SECTOR 2	LAP TIME	MPH	DIFF	TIME OF DAY
1 -	1:54.382	50.837	2:45.219	64.69	27.479	11:11:24.981
2 -	1:38.499	47.741	2:26.240	73.08	8.500	11:13:51.221
3 -	1:33.527	46.963	2:20.490 **(3)**	76.07	2.750	11:16:11.711
4 -	1:31.963	***46.488***	2:18.451 **(2)**	77.19	0.711	11:18:30.162
5 -	***1:31.162***	46.578	***2:17.740*** **(1)**	***77.59***		***11:20:47.902***

P11 17 F2 SCHOFIELD / SCHOFIELD Suzuki Windle - Witch eLiquid

IDEAL LAP TIME : 2:18.207 BEST LAP TIME : 2:18.207 DIFFERENCE : 0.000

LAP	SECTOR 1	SECTOR 2	LAP TIME	MPH	DIFF	TIME OF DAY
1 -	1:46.849	47.389	2:34.238	69.29	16.031	11:11:01.717
2 -	1:35.951	46.218	2:22.169 **(3)**	75.17	3.962	11:13:23.886
3 -	1:35.063	47.248	2:22.311	75.10	4.104	11:15:46.197
4 -	1:33.428	46.017	2:19.445 **(2)**	76.64	1.238	11:18:05.642
5 -	***1:32.801***	***45.406***	***2:18.207*** **(1)**	***77.33***		***11:20:23.849***

P12 18 F2 BLACKWOOD / BLACKWOOD Suzuki Shelbourne -

IDEAL LAP TIME : 2:18.789 BEST LAP TIME : 2:18.789 DIFFERENCE : 0.000

LAP	SECTOR 1	SECTOR 2	LAP TIME	MPH	DIFF	TIME OF DAY
1 -	1:53.160	52.058	2:45.218	64.69	26.429	11:11:11.591
2 -	1:39.199	47.870	2:27.069	72.67	8.280	11:13:38.660
3 -	1:34.534	47.033	2:21.567 **(3)**	75.49	2.778	11:16:00.227
4 -	1:33.920	46.527	2:20.447 **(2)**	76.10	1.658	11:18:20.674
5 -	***1:32.277***	***46.512***	***2:18.789*** **(1)**	***77.00***		***11:20:39.463***

Weather / Track : Cloudy / Dry

Snetterton
Circuit Length = 2.9689 miles
Start: 11:07 Flag 11:22 End: 11:24

BMCRC - MRO Championships 2016 - Rnd 4 @ Snetterton 300

RKB/BMCRC F1 & F2 Sidecars

QUALIFYING - SECTOR ANALYSIS

SECTOR 1 = FL to I1, SECTOR 2 = I1 to FL, DIFF = Difference To Personal Best Lap

P13 71 F2 SCHOFIELD / CASWELL Honda Ireson - the sand witch food company

IDEAL LAP TIME : 2:19.669 BEST LAP TIME : 2:19.669 DIFFERENCE : 0.000

LAP	SECTOR 1	SECTOR 2	LAP TIME	MPH	DIFF	TIME OF DAY
1 -	1:45.140	48.959	2:34.099	69.35	14.430	11:11:01.121
2 -	1:35.593	46.354	2:21.947 **(3)**	75.29	2.278	11:13:23.068
3 -	1:34.477	46.896	2:21.373 **(2)**	75.60	1.704	11:15:44.441
4 -	***1:34.122***	***45.547***	***2:19.669*** **(1)**	***76.52***		***11:18:04.110***
5 -	1:35.753	47.632	2:23.385	74.54	3.716	11:20:27.495

P14 171 F2 HIGH / STAINTON Honda Baker - Cartwright Bros Haulage

IDEAL LAP TIME : 2:20.063 BEST LAP TIME : 2:20.063 DIFFERENCE : 0.000

LAP	SECTOR 1	SECTOR 2	LAP TIME	MPH	DIFF	TIME OF DAY
1 -	1:44.083	50.886	2:34.969	68.96	14.906	11:11:00.610
2 -	1:34.165	46.565	2:20.730 **(2)**	75.94	0.667	11:13:21.340
3 -	1:36.510	48.415	2:24.925	73.74	4.862	11:15:46.265
4 -	***1:34.149***	***45.914***	***2:20.063*** **(1)**	***76.30***		***11:18:06.328***
5 -	1:36.357	46.699	2:23.056 **(3)**	74.71	2.993	11:20:29.384
6 -	1:37.302	46.983	2:24.285	74.07	4.222	11:22:53.669

P15 88 F2 LONGMORE / LONGMORE Sidecar DMR -

IDEAL LAP TIME : 2:21.962 BEST LAP TIME : 2:23.898 DIFFERENCE : 1.936

LAP	SECTOR 1	SECTOR 2	LAP TIME	MPH	DIFF	TIME OF DAY
1 -	1:46.214	48.723	2:34.937 **(3)**	68.98	11.039	11:10:53.873
2 -	1:37.692	49.044	2:26.736 **(2)**	72.83	2.838	11:13:20.609
3 -	1:36.646	***47.252***	***2:23.898*** **(1)**	***74.27***		***11:15:44.507***

P16 20 F2 TAYLOR / FIELD Honda Ireson - SystemsAv

IDEAL LAP TIME : 2:23.975 BEST LAP TIME : 2:23.975 DIFFERENCE : 0.000

LAP	SECTOR 1	SECTOR 2	LAP TIME	MPH	DIFF	TIME OF DAY
1 -	1:46.714	50.855	2:37.569	67.83	13.594	11:11:14.086
2 -	1:37.752	49.059	2:26.811	72.80	2.836	11:13:40.897
3 -	***1:35.649***	***48.326***	***2:23.975*** **(1)**	***74.23***		***11:16:04.872***
4 -	1:36.886	49.005	2:25.891 **(2)**	73.26	1.916	11:18:30.763
5 -	1:36.314	51.406	2:27.720	72.35	3.745	11:20:58.483
6 -	1:36.992	49.151	2:26.143 **(3)**	73.13	2.168	11:23:24.626

P17 30 F1 JAMES / JAMES LCR Suzuki -

IDEAL LAP TIME : 2:26.033 BEST LAP TIME : 2:26.547 DIFFERENCE : 0.514

LAP	SECTOR 1	SECTOR 2	LAP TIME	MPH	DIFF	TIME OF DAY
1 -	1:47.849	51.061	2:38.910	67.25	12.363	11:11:00.492
2 -	1:41.914	49.402	2:31.316	70.63	4.769	11:13:31.808
3 -	1:38.387	***48.665***	2:27.052 **(2)**	72.68	0.505	11:15:58.860
4 -	1:39.213	49.903	2:29.116	71.67	2.569	11:18:27.976
5 -	***1:37.368***	49.179	***2:26.547*** **(1)**	***72.93***		***11:20:54.523***
6 -	1:38.123	49.201	2:27.324 **(3)**	72.54	0.777	11:23:21.847

P18 67 F1 PETTMAN/ JEFFREY Suzuki Windle - MJP racing

IDEAL LAP TIME : 2:27.790 BEST LAP TIME : 2:27.790 DIFFERENCE : 0.000

LAP	SECTOR 1	SECTOR 2	LAP TIME	MPH	DIFF	TIME OF DAY
1 -	1:43.597	50.332	2:33.929 **(2)**	69.43	6.139	11:10:52.563
2 -	***1:38.179***	***49.611***	***2:27.790*** **(1)**	***72.31***		***11:13:20.353***

P19 964 F2 ANDERSON / PUGH Honda Molyneux - Mark Kaye of Durham

IDEAL LAP TIME : 2:27.340 BEST LAP TIME : 2:28.367 DIFFERENCE : 1.027

LAP	SECTOR 1	SECTOR 2	LAP TIME	MPH	DIFF	TIME OF DAY
1 -	1:46.929	51.814	2:38.743 **(2)**	67.32	10.376	11:11:14.579

Weather / Track : Cloudy / Dry

Snetterton
Circuit Length = 2.9689 miles
Start: 11:07 Flag 11:22 End: 11:24

BMCRC - MRO Championships 2016 - Rnd 4 @ Snetterton 300

RKB/BMCRC F1 & F2 Sidecars

QUALIFYING - SECTOR ANALYSIS

SECTOR 1 = FL to I1, SECTOR 2 = I1 to FL, DIFF = Difference To Personal Best Lap

2 -	1:39.678	***48.689***	***2:28.367***	**(1)**	***72.03***	***11:13:42.946***

P20 19 F1 MacBRIDE / WILKINSON Suzuki DDR -

IDEAL LAP TIME : 2:43.696 BEST LAP TIME : 2:44.255 DIFFERENCE : 0.559

LAP	SECTOR 1	SECTOR 2	LAP TIME		MPH	DIFF	TIME OF DAY
1 -	1:56.449	56.784	2:53.233		61.69	8.978	11:11:31.939
2 -	***1:50.101***	55.676	2:45.777	**(2)**	64.47	1.522	11:14:17.716
3 -	1:50.660	***53.595***	***2:44.255***	**(1)**	***65.07***		***11:17:01.971***
4 -	1:51.105	55.443	2:46.548	**(3)**	64.17	2.293	11:19:48.519
5 -	1:52.237	56.193	2:48.430		63.45	4.175	11:22:36.949

Weather / Track : Cloudy / Dry

Snetterton
Circuit Length = 2.9689 miles
Start: 11:07 Flag 11:22 End: 11:24

BMCRC - MRO Championships 2016 - Rnd 4 @ Snetterton 300

RKB/BMCRC F1 & F2 Sidecars

QUALIFYING - BEST SECTORS

SECTOR 1				SECTOR 2				IDEAL / BEST COMPARISON					
POS	NO	NAME	TIME	NO	NAME	TIME		POS	NO	NAME	IDEAL	BEST	DIFF
										PERFECT LAP	2:02.171		
1	74	BYGRAVE / SHARP	**1:21.662**	3	JAMES / TRITTON	**40.509**		1	74	BYGRAVE / SHARP	2:02.318	2:03.724	1.406
2	3	JAMES / TRITTON	**1:22.159**	74	BYGRAVE / SHARP	**40.656**		2	3	JAMES / TRITTON	2:02.668	2:02.872	0.204
3	114	SMITH / ANDERSON	**1:23.408**	114	SMITH / ANDERSON	**41.410**		3	114	SMITH / ANDERSON	2:04.818	2:05.431	0.613
4	92	HILDIGE / HILDIGE	**1:24.646**	31	MUNRO / PETTMAN	**42.851**		4	92	HILDIGE / HILDIGE	2:07.712	2:08.292	0.580
5	118	BICKNELL / LEWINGTON	**1:26.435**	92	HILDIGE / HILDIGE	**43.066**		5	118	BICKNELL / LEWING	2:09.885	2:09.885	0.000
6	8	ILARIA / SAUNDERS	**1:28.214**	118	BICKNELL / LEWINGTON	**43.450**		6	31	MUNRO / PETTMAN	2:11.243	2:11.736	0.493
7	31	MUNRO / PETTMAN	**1:28.392**	8	ILARIA / SAUNDERS	**43.799**		7	8	ILARIA / SAUNDERS	2:12.013	2:12.013	0.000
8	11	NICHOLLS / ANISON	**1:28.512**	11	NICHOLLS / ANISON	**43.815**		8	11	NICHOLLS / ANISON	2:12.327	2:12.371	0.044
9	136	EDWARDS / EDWARDS	**1:31.162**	10	WEBB / JAMES	**44.826**		9	10	WEBB / JAMES	2:16.181	2:16.181	0.000
10	10	WEBB / JAMES	**1:31.355**	17	SCHOFIELD / SCHOFIELD	**45.406**		10	136	EDWARDS / EDWAR	2:17.650	2:17.740	0.090
11	18	BLACKWOOD / BLACKWOOD	**1:32.277**	71	SCHOFIELD / CASWELL	**45.547**		11	17	SCHOFIELD / SCHOF	2:18.207	2:18.207	0.000
12	17	SCHOFIELD / SCHOFIELD	**1:32.801**	171	HIGH / STAINTON	**45.914**		12	18	BLACKWOOD / BLAC	2:18.789	2:18.789	0.000
13	71	SCHOFIELD / CASWELL	**1:34.122**	136	EDWARDS / EDWARDS	**46.488**		13	71	SCHOFIELD / CASWI	2:19.669	2:19.669	0.000
14	171	HIGH / STAINTON	**1:34.149**	18	BLACKWOOD / BLACKWOOD	**46.512**		14	171	HIGH / STAINTON	2:20.063	2:20.063	0.000
15	88	LONGMORE / LONGMORE	**1:34.710**	88	LONGMORE / LONGMORE	**47.252**		15	88	LONGMORE / LONGI	2:21.962	2:23.898	1.936
16	20	TAYLOR / FIELD	**1:35.649**	20	TAYLOR / FIELD	**48.326**		16	20	TAYLOR / FIELD	2:23.975	2:23.975	0.000
17	30	JAMES / JAMES	**1:37.368**	30	JAMES / JAMES	**48.665**		17	30	JAMES / JAMES	2:26.033	2:26.547	0.514
18	67	PETTMAN/ JEFFREY	**1:38.179**	964	ANDERSON / PUGH	**48.689**		18	964	ANDERSON / PUGH	2:27.340	2:28.367	1.027
19	964	ANDERSON / PUGH	**1:38.651**	67	PETTMAN/ JEFFREY	**49.611**		19	67	PETTMAN/ JEFFREY	2:27.790	2:27.790	0.000
20	19	MacBRIDE / WILKINSON	**1:50.101**	19	MacBRIDE / WILKINSON	**53.595**		20	19	MacBRIDE / WILKINS	2:43.696	2:44.255	0.559

Weather / Track : Cloudy / Dry

Snetterton
Circuit Length = 2.9689 miles
Start: 11:07 Flag 11:22 End: 11:24

Results can be found at www.tsl-timing.com

Printed - 11:25 Saturday, 28 May 2016

BMCRC - MRO Championships 2016 - Rnd 4 @ Snetterton 300

RKB/BMCRC F1 & F2 Sidecars

RACE 9 - CLASSIFICATION

POS	NO	CL	PIC	NAME	ENTRY	LAPS	TIME	GAP	DIFF	MPH	BEST	ON
1	**74**	F1	1	BYGRAVE / SHARP	Suzuki LCR - Blue-Group	**5**	10:11.553			87.38	**2:00.919**	4
2	**114**	F1	2	SMITH / ANDERSON	Suzuki LCR - SDC / Mike Smith Tuning	**5**	10:32.275	**20.722**	20.722	84.52	**2:01.807**	3
3	**92**	F1	3	HILDIGE / HILDIGE	Suzuki LCR -	**5**	10:46.405	**34.852**	14.130	82.67	**2:07.065**	3
4	**8**	F2	1	ILARIA / SAUNDERS	Suzuki Windle - Powerhouse	**5**	11:06.059	**54.506**	19.654	80.23	**2:11.364**	4
5	**11**	F2	2	NICHOLLS / ANISON	Suzuki LCR -	**5**	11:07.333	**55.780**	1.274	80.08	**2:11.441**	4
6	**136**	F1	4	EDWARDS / EDWARDS	Yamaha REA - ECONOMY HEATING SERVICES	**5**	11:20.098	**1:08.545**	12.765	78.57	**2:14.310**	2
7	**88**	F2	3	LONGMORE / LONGMORE	Sidecar DMR -	**5**	11:33.456	**1:21.903**	13.358	77.06	**2:16.159**	3
8	**10**	F1	5	WEBB / JAMES	Suzuki LCR - ANtech Racing	**5**	11:43.210	**1:31.657**	9.754	75.99	**2:13.397**	3
9	**18**	F2	4	BLACKWOOD / BLACKWOOD	Suzuki Shelbourne -	**5**	11:43.353	**1:31.800**	0.143	75.97	**2:18.568**	4
10	**171**	F2	5	HIGH / STAINTON	Honda Baker - Cartwright Bros Haulage	**5**	11:45.056	**1:33.503**	1.703	75.79	**2:18.064**	3
11	**71**	F2	6	SCHOFIELD / CASWELL	Honda Ireson - the sand witch food company	**5**	11:56.320	**1:44.767**	11.264	74.60	**2:17.847**	2
12	**67**	F1	6	PETTMAN/ JEFFREY	Suzuki Windle - MJP racing	**5**	12:03.241	**1:51.688**	6.921	73.89	**2:21.839**	3
13	**30**	F1	7	JAMES / JAMES	LCR Suzuki -	**5**	12:08.242	**1:56.689**	5.001	73.38	**2:23.108**	4
14	**20**	F2	7	TAYLOR / FIELD	Honda Ireson - SystemsAv	**5**	12:23.105	**2:11.552**	14.863	71.91	**2:24.806**	2
15	**19**	F1	8	MacBRIDE / WILKINSON	Suzuki DDR -	**4**	11:09.397	**1 Lap**	1 Lap	63.86	**2:41.021**	3
					NOT CLASSIFIED							
DNF	**31**	F1		MUNRO / PETTMAN	Suzuki Windle -	**3**	6:52.257	**2 Laps**	1 Lap	77.77	**2:14.257**	2
DNF	**3**	F1		JAMES / TRITTON	Kawasaki LCR -	**1**	2:08.712	**4 Laps**	2 Laps	83.03	**2:08.712**	1
DNF	**118**	F1		BICKNELL / LEWINGTON	Kawasaki LCR -	**0**						
DNF	**17**	F2		SCHOFIELD / SCHOFIELD	Suzuki Windle - Witch eLiquid	**0**						
DNF	**964**	F2		ANDERSON / PUGH	Honda Molyneux - Mark Kaye of Durham	**0**						

FASTEST LAP

74	F1	BYGRAVE / SHARP	Suzuki LCR - Blue-Group	**4**	2:00.919	88.39 mph	142.25 kph
8	F2	ILARIA / SAUNDERS	Suzuki Windle - Powerhouse	**4**	2:11.364	81.36 mph	130.93 kph

Class F1 - 90% of Race Speed = 78.64 mph
Class F2 - 90% of Race Speed = 72.20 mph

Snetterton
Circuit Length = 2.9689 miles
Start: 14:59 Flag 15:09 End: 15:11

Weather / Track : Cloudy / Dry
These results are provisional until the conclusion of any judicial and technical matters.

Clerk Of Course :		Timekeeper :

Results can be found at www.tsl-timing.com

Printed - 15:11 Saturday, 28 May 2016

BMCRC - MRO Championships 2016 - Rnd 4 @ Snetterton 300

RKB/BMCRC F1 & F2 Sidecars

RACE 9 - LAP CHART

LAP 1		@ 15:01:16.863
NO	BEHIND	LAP TIME
74		2:06.606
3	2.106	2:08.712
114	3.562	2:10.168
92	8.202	2:14.808
31	10.474	2:17.080
8	12.121	2:18.727
11	12.421	2:19.027
136	14.061	2:20.667
10	18.074	2:24.680
88	20.505	2:27.111
18	20.739	2:27.345
71	20.865	2:27.471
171	20.961	2:27.567
67	23.775	2:30.381
30	27.357	2:33.963
20	27.917	2:34.523
19	51.728	2:58.334

LAP 2		@ 15:03:17.890
NO	BEHIND	LAP TIME
74		2:01.027
114	5.667	2:03.132
92	15.744	2:08.569
8	23.093	2:11.999
31	23.704	2:14.257
11	24.119	2:12.725
136	27.344	2:14.310
10	32.008	2:14.961
88	35.999	2:16.521
71	37.685	2:17.847
18	38.498	2:18.786
171	39.442	2:19.508
67	45.288	2:22.540
30	50.389	2:24.059
20	51.696	2:24.806
19	1:37.272	2:46.571

LAP 3		@ 15:05:19.304
NO	BEHIND	LAP TIME
74		2:01.414
114	6.060	2:01.807
92	21.395	2:07.065
8	34.161	2:12.482
11	34.827	2:12.122
136	41.557	2:15.627
31	43.210	2:20.920
10	43.991	2:13.397
88	50.744	2:16.159
71	54.352	2:18.081
18	55.900	2:18.816
171	56.092	2:18.064
67	1:05.713	2:21.839
30	1:12.586	2:23.611
20	1:15.568	2:25.286

LAP 4		@ 15:07:20.223
NO	BEHIND	LAP TIME
74		2:00.919
114	11.307	2:06.166
19	1 Lap	2:41.021
92	28.162	2:07.686
8	44.606	2:11.364
11	45.349	2:11.441
136	55.791	2:15.153
88	1:06.401	2:16.576
10	1:12.298	2:29.226
71	1:13.505	2:20.072
18	1:13.549	2:18.568
171	1:14.159	2:18.986
67	1:28.910	2:24.116
30	1:34.775	2:23.108
20	1:44.282	2:29.633

LAP 5		@ 15:09:21.810
NO	BEHIND	LAP TIME
74		2:01.587
114	20.722	2:11.002
92	34.852	2:08.277
8	54.506	2:11.487
11	55.780	2:12.018
19	1 Lap	2:43.471
136	1:08.545	2:14.341
88	1:21.903	2:17.089
10	1:31.657	2:20.946
18	1:31.800	2:19.838
171	1:33.503	2:20.931
71	1:44.767	2:32.849
67	1:51.688	2:24.365
30	1:56.689	2:23.501
20	2:11.552	2:28.857

Weather / Track : Cloudy / Dry

Snetterton
Circuit Length = 2.9689 miles
Start: 14:59 Flag 15:09 End: 15:11

Results can be found at www.tsl-timing.com

Printed - 15:12 Saturday, 28 May 2016

BMCRC - MRO Championships 2016 - Rnd 4 @ Snetterton 300

RKB/BMCRC F1 & F2 Sidecars

RACE 9 - SECTOR ANALYSIS

SECTOR 1 = FL to I1, SECTOR 2 = I1 to FL, DIFF = Difference To Personal Best Lap

P1 74 F1 BYGRAVE / SHARP Suzuki LCR - Blue-Group

IDEAL LAP TIME : 2:00.241 BEST LAP TIME : 2:00.919 DIFFERENCE : 0.678

LAP	SECTOR 1	SECTOR 2	LAP TIME	MPH	DIFF	TIME OF DAY
1 -		40.124	2:06.606	84.41	5.687	15:01:16.863
2 -	***1:20.314***	40.713	2:01.027 **(2)**	88.31	0.108	15:03:17.890
3 -	1:21.368	40.046	2:01.414 **(3)**	88.03	0.495	15:05:19.304
4 -	1:20.992	***39.927***	***2:00.919*** **(1)**	***88.39***		***15:07:20.223***
5 -	1:21.440	40.147	2:01.587	87.90	0.668	15:09:21.810

P2 114 F1 SMITH / ANDERSON Suzuki LCR - SDC / Mike Smith Tuning

IDEAL LAP TIME : 2:01.807 BEST LAP TIME : 2:01.807 DIFFERENCE : 0.000

LAP	SECTOR 1	SECTOR 2	LAP TIME	MPH	DIFF	TIME OF DAY
1 -		40.567	2:10.168	82.10	8.361	15:01:20.425
2 -	1:22.365	40.767	2:03.132 **(2)**	86.80	1.325	15:03:23.557
3 -	***1:21.827***	***39.980***	***2:01.807*** **(1)**	***87.74***		***15:05:25.364***
4 -	1:24.107	42.059	2:06.166 **(3)**	84.71	4.359	15:07:31.530
5 -	1:26.992	44.010	2:11.002	81.58	9.195	15:09:42.532

P3 92 F1 HILDIGE / HILDIGE Suzuki LCR -

IDEAL LAP TIME : 2:07.065 BEST LAP TIME : 2:07.065 DIFFERENCE : 0.000

LAP	SECTOR 1	SECTOR 2	LAP TIME	MPH	DIFF	TIME OF DAY
1 -		43.218	2:14.808	79.28	7.743	15:01:25.065
2 -	1:25.931	42.638	2:08.569	83.13	1.504	15:03:33.634
3 -	***1:24.772***	***42.293***	***2:07.065*** **(1)**	***84.11***		***15:05:40.699***
4 -	1:25.173	42.513	2:07.686 **(2)**	83.70	0.621	15:07:48.385
5 -	1:25.435	42.842	2:08.277 **(3)**	83.32	1.212	15:09:56.662

P4 8 F2 ILARIA / SAUNDERS Suzuki Windle - Powerhouse

IDEAL LAP TIME : 2:11.043 BEST LAP TIME : 2:11.364 DIFFERENCE : 0.321

LAP	SECTOR 1	SECTOR 2	LAP TIME	MPH	DIFF	TIME OF DAY
1 -		43.452	2:18.727	77.04	7.363	15:01:28.984
2 -	1:28.725	***43.274***	2:11.999 **(3)**	80.97	0.635	15:03:40.983
3 -	1:28.731	43.751	2:12.482	80.67	1.118	15:05:53.465
4 -	***1:27.769***	43.595	***2:11.364*** **(1)**	***81.36***		***15:08:04.829***
5 -	1:27.790	43.697	2:11.487 **(2)**	81.28	0.123	15:10:16.316

P5 11 F2 NICHOLLS / ANISON Suzuki LCR -

IDEAL LAP TIME : 2:11.239 BEST LAP TIME : 2:11.441 DIFFERENCE : 0.202

LAP	SECTOR 1	SECTOR 2	LAP TIME	MPH	DIFF	TIME OF DAY
1 -		44.464	2:19.027	76.87	7.586	15:01:29.284
2 -	1:28.719	44.006	2:12.725	80.52	1.284	15:03:42.009
3 -	1:28.378	***43.744***	2:12.122 **(3)**	80.89	0.681	15:05:54.131
4 -	1:27.665	43.776	***2:11.441*** **(1)**	***81.31***		***15:08:05.572***
5 -	***1:27.495***	44.523	2:12.018 **(2)**	80.95	0.577	15:10:17.590

P6 136 F1 EDWARDS / EDWARDS Yamaha REA - ECONOMY HEATING SERVICES

IDEAL LAP TIME : 2:13.359 BEST LAP TIME : 2:14.310 DIFFERENCE : 0.951

LAP	SECTOR 1	SECTOR 2	LAP TIME	MPH	DIFF	TIME OF DAY
1 -		***44.004***	2:20.667	75.98	6.357	15:01:30.924
2 -	1:30.145	44.165	***2:14.310*** **(1)**	***79.57***		***15:03:45.234***
3 -	1:30.016	45.611	2:15.627	78.80	1.317	15:06:00.861
4 -	1:30.123	45.030	2:15.153 **(3)**	79.08	0.843	15:08:16.014
5 -	***1:29.355***	44.986	2:14.341 **(2)**	79.55	0.031	15:10:30.355

P7 88 F2 LONGMORE / LONGMORE Sidecar DMR -

IDEAL LAP TIME : 2:16.062 BEST LAP TIME : 2:16.159 DIFFERENCE : 0.097

LAP	SECTOR 1	SECTOR 2	LAP TIME	MPH	DIFF	TIME OF DAY

Weather / Track : Cloudy / Dry

Snetterton
Circuit Length = 2.9689 miles
Start: 14:59 Flag 15:09 End: 15:11

BMCRC - MRO Championships 2016 - Rnd 4 @ Snetterton 300

RKB/BMCRC F1 & F2 Sidecars

RACE 9 - SECTOR ANALYSIS

SECTOR 1 = FL to I1, SECTOR 2 = I1 to FL, DIFF = Difference To Personal Best Lap

1 -		46.175	2:27.111		72.65	10.952	15:01:37.368
2 -	1:31.424	***45.097***	2:16.521	**(2)**	78.28	0.362	15:03:53.889
3 -	***1:30.965***	45.194	***2:16.159***	**(1)**	***78.49***		***15:06:10.048***
4 -	1:31.386	45.190	2:16.576	**(3)**	78.25	0.417	15:08:26.624
5 -	1:31.886	45.203	2:17.089		77.96	0.930	15:10:43.713

P8 10 F1 WEBB / JAMES — Suzuki LCR - ANtech Racing

IDEAL LAP TIME : 2:13.343 BEST LAP TIME : 2:13.397 DIFFERENCE : 0.054

LAP	SECTOR 1	SECTOR 2	LAP TIME		MPH	DIFF	TIME OF DAY
1 -		45.479	2:24.680		73.87	11.283	15:01:34.937
2 -	1:30.034	***44.927***	2:14.961	**(2)**	79.19	1.564	15:03:49.898
3 -	***1:28.416***	44.981	***2:13.397***	**(1)**	***80.12***		***15:06:03.295***
4 -	1:40.366	48.860	2:29.226		71.62	15.829	15:08:32.521
5 -	1:35.960	44.986	2:20.946	**(3)**	75.83	7.549	15:10:53.467

P9 18 F2 BLACKWOOD / BLACKWOOD — Suzuki Shelbourne -

IDEAL LAP TIME : 2:17.511 BEST LAP TIME : 2:18.568 DIFFERENCE : 1.057

LAP	SECTOR 1	SECTOR 2	LAP TIME		MPH	DIFF	TIME OF DAY
1 -		46.811	2:27.345		72.53	8.777	15:01:37.602
2 -	1:32.727	46.059	2:18.786	**(2)**	77.01	0.218	15:03:56.388
3 -	1:32.181	46.635	2:18.816	**(3)**	76.99	0.248	15:06:15.204
4 -	***1:31.715***	46.853	***2:18.568***	**(1)**	***77.13***		***15:08:33.772***
5 -	1:34.042	***45.796***	2:19.838		76.43	1.270	15:10:53.610

P10 171 F2 HIGH / STAINTON — Honda Baker - Cartwright Bros Haulage

IDEAL LAP TIME : 2:18.064 BEST LAP TIME : 2:18.064 DIFFERENCE : 0.000

LAP	SECTOR 1	SECTOR 2	LAP TIME		MPH	DIFF	TIME OF DAY
1 -		46.422	2:27.567		72.42	9.503	15:01:37.824
2 -	1:33.480	46.028	2:19.508	**(3)**	76.61	1.444	15:03:57.332
3 -	***1:32.227***	***45.837***	***2:18.064***	**(1)**	***77.41***		***15:06:15.396***
4 -	1:32.460	46.526	2:18.986	**(2)**	76.90	0.922	15:08:34.382
5 -	1:34.939	45.992	2:20.931		75.83	2.867	15:10:55.313

P11 71 F2 SCHOFIELD / CASWELL — Honda Ireson - the sand witch food company

IDEAL LAP TIME : 2:17.115 BEST LAP TIME : 2:17.847 DIFFERENCE : 0.732

LAP	SECTOR 1	SECTOR 2	LAP TIME		MPH	DIFF	TIME OF DAY
1 -		46.902	2:27.471		72.47	9.624	15:01:37.728
2 -	1:32.759	***45.088***	***2:17.847***	**(1)**	***77.53***		***15:03:55.575***
3 -	1:32.347	45.734	2:18.081	**(2)**	77.40	0.234	15:06:13.656
4 -	***1:32.027***	48.045	2:20.072	**(3)**	76.30	2.225	15:08:33.728
5 -	1:43.020	49.829	2:32.849		69.92	15.002	15:11:06.577

P12 67 F1 PETTMAN/ JEFFREY — Suzuki Windle - MJP racing

IDEAL LAP TIME : 2:21.839 BEST LAP TIME : 2:21.839 DIFFERENCE : 0.000

LAP	SECTOR 1	SECTOR 2	LAP TIME		MPH	DIFF	TIME OF DAY
1 -		47.573	2:30.381		71.07	8.542	15:01:40.638
2 -	1:34.920	47.620	2:22.540	**(2)**	74.98	0.701	15:04:03.178
3 -	***1:34.298***	***47.541***	***2:21.839***	**(1)**	***75.35***		***15:06:25.017***
4 -	1:35.078	49.038	2:24.116	**(3)**	74.16	2.277	15:08:49.133
5 -	1:35.449	48.916	2:24.365		74.03	2.526	15:11:13.498

P13 30 F1 JAMES / JAMES — LCR Suzuki -

IDEAL LAP TIME : 2:22.810 BEST LAP TIME : 2:23.108 DIFFERENCE : 0.298

LAP	SECTOR 1	SECTOR 2	LAP TIME		MPH	DIFF	TIME OF DAY
1 -		48.867	2:33.963		69.41	10.855	15:01:44.220
2 -	1:36.235	47.824	2:24.059		74.19	0.951	15:04:08.279
3 -	1:35.135	48.476	2:23.611	**(3)**	74.42	0.503	15:06:31.890
4 -	1:35.431	***47.677***	***2:23.108***	**(1)**	***74.68***		***15:08:54.998***

Weather / Track : Cloudy / Dry

Snetterton
Circuit Length = 2.9689 miles
Start: 14:59 Flag 15:09 End: 15:11

BMCRC - MRO Championships 2016 - Rnd 4 @ Snetterton 300

RKB/BMCRC F1 & F2 Sidecars

RACE 9 - SECTOR ANALYSIS

SECTOR 1 = FL to I1, SECTOR 2 = I1 to FL, DIFF = Difference To Personal Best Lap

5 -	***1:35.133***	48.368	2:23.501 **(2)**	74.48	0.393	15:11:18.499

P14 20 F2 TAYLOR / FIELD Honda Ireson - SystemsAv

IDEAL LAP TIME : 2:22.872 BEST LAP TIME : 2:24.806 DIFFERENCE : 1.934

LAP	SECTOR 1	SECTOR 2	LAP TIME	MPH	DIFF	TIME OF DAY
1 -		48.479	2:34.523	69.16	9.717	15:01:44.780
2 -	1:36.618	***48.188***	***2:24.806*** **(1)**	***73.80***		***15:04:09.586***
3 -	***1:34.684***	50.602	2:25.286 **(2)**	73.56	0.480	15:06:34.872
4 -	1:39.242	50.391	2:29.633	71.42	4.827	15:09:04.505
5 -	1:37.834	51.023	2:28.857 **(3)**	71.80	4.051	15:11:33.362

P15 19 F1 MacBRIDE / WILKINSON Suzuki DDR -

IDEAL LAP TIME : 2:41.021 BEST LAP TIME : 2:41.021 DIFFERENCE : 0.000

LAP	SECTOR 1	SECTOR 2	LAP TIME	MPH	DIFF	TIME OF DAY
1 -		53.650	2:58.334	59.93	17.313	15:02:08.591
2 -	1:50.880	55.691	2:46.571 **(3)**	64.16	5.550	15:04:55.162
3 -	***1:47.671***	***53.350***	***2:41.021*** **(1)**	***66.37***		***15:07:36.183***
4 -	1:48.908	54.563	2:43.471 **(2)**	65.38	2.450	15:10:19.654

P16 31 F1 MUNRO / PETTMAN Suzuki Windle -

IDEAL LAP TIME : 2:12.180 BEST LAP TIME : 2:14.257 DIFFERENCE : 2.077

LAP	SECTOR 1	SECTOR 2	LAP TIME	MPH	DIFF	TIME OF DAY
1 -		***43.294***	2:17.080 **(2)**	77.96	2.823	15:01:27.337
2 -	***1:28.886***	45.371	***2:14.257*** **(1)**	***79.60***		***15:03:41.594***
3 -	1:33.274	47.646	2:20.920 **(3)**	75.84	6.663	15:06:02.514

P17 3 F1 JAMES / TRITTON Kawasaki LCR -

IDEAL LAP TIME : 2:42.328 BEST LAP TIME : 2:08.712 DIFFERENCE : -33.615

LAP	SECTOR 1	SECTOR 2	LAP TIME	MPH	DIFF	TIME OF DAY
1 -		***40.507***	***2:08.712*** **(1)**	***83.03***		***15:01:18.969***

Weather / Track : Cloudy / Dry

Snetterton
Circuit Length = 2.9689 miles
Start: 14:59 Flag 15:09 End: 15:11

BMCRC - MRO Championships 2016 - Rnd 4 @ Snetterton 300

RKB/BMCRC F1 & F2 Sidecars

RACE 9 - BEST SECTORS

SECTOR 1				SECTOR 2			IDEAL / BEST COMPARISON					
POS	NO	NAME	TIME	NO	NAME	TIME	POS	NO	NAME	IDEAL	BEST	DIFF
									PERFECT LAP	2:00.241		
1	74	BYGRAVE / SHARP	**1:20.314**	74	BYGRAVE / SHARP	**39.927**	1	74	BYGRAVE / SHARP	2:00.241	2:00.919	0.678
2	114	SMITH / ANDERSON	**1:21.827**	114	SMITH / ANDERSON	**39.980**	2	114	SMITH / ANDERSON	2:01.807	2:01.807	0.000
3	92	HILDIGE / HILDIGE	**1:24.772**	3	JAMES / TRITTON	**40.507**	3	92	HILDIGE / HILDIGE	2:07.065	2:07.065	0.000
4	11	NICHOLLS / ANISON	**1:27.495**	92	HILDIGE / HILDIGE	**42.293**	4	8	ILARIA / SAUNDERS	2:11.043	2:11.364	0.321
5	8	ILARIA / SAUNDERS	**1:27.769**	8	ILARIA / SAUNDERS	**43.274**	5	11	NICHOLLS / ANISON	2:11.239	2:11.441	0.202
6	10	WEBB / JAMES	**1:28.416**	31	MUNRO / PETTMAN	**43.294**	6	31	MUNRO / PETTMAN	2:12.180	2:14.257	2.077
7	31	MUNRO / PETTMAN	**1:28.886**	11	NICHOLLS / ANISON	**43.744**	7	10	WEBB / JAMES	2:13.343	2:13.397	0.054
8	136	EDWARDS / EDWARDS	**1:29.355**	136	EDWARDS / EDWARDS	**44.004**	8	136	EDWARDS / EDWAR	2:13.359	2:14.310	0.951
9	88	LONGMORE / LONGMORE	**1:30.965**	10	WEBB / JAMES	**44.927**	9	88	LONGMORE / LONGI	2:16.062	2:16.159	0.097
10	18	BLACKWOOD / BLACKWOOD	**1:31.715**	71	SCHOFIELD / CASWELL	**45.088**	10	71	SCHOFIELD / CASWI	2:17.115	2:17.847	0.732
11	71	SCHOFIELD / CASWELL	**1:32.027**	88	LONGMORE / LONGMORE	**45.097**	11	18	BLACKWOOD / BLAC	2:17.511	2:18.568	1.057
12	171	HIGH / STAINTON	**1:32.227**	18	BLACKWOOD / BLACKWOOD	**45.796**	12	171	HIGH / STAINTON	2:18.064	2:18.064	0.000
13	67	PETTMAN/ JEFFREY	**1:34.298**	171	HIGH / STAINTON	**45.837**	13	67	PETTMAN/ JEFFREY	2:21.839	2:21.839	0.000
14	20	TAYLOR / FIELD	**1:34.684**	67	PETTMAN/ JEFFREY	**47.541**	14	30	JAMES / JAMES	2:22.810	2:23.108	0.298
15	30	JAMES / JAMES	**1:35.133**	30	JAMES / JAMES	**47.677**	15	20	TAYLOR / FIELD	2:22.872	2:24.806	1.934
16	19	MacBRIDE / WILKINSON	**1:47.671**	20	TAYLOR / FIELD	**48.188**	16	19	MacBRIDE / WILKINS	2:41.021	2:41.021	0.000
17	3	JAMES / TRITTON	**2:01.821**	19	MacBRIDE / WILKINSON	**53.350**	17	3	JAMES / TRITTON	2:42.328	2:08.712	-33.615
18												
19												
20												

Weather / Track : Cloudy / Dry

Snetterton
Circuit Length = 2.9689 miles
Start: 14:59 Flag 15:09 End: 15:11

Results can be found at www.tsl-timing.com

Printed - 15:12 Saturday, 28 May 2016

BMCRC - MRO Championships 2016 - Rnd 4 @ Snetterton 300

RKB/BMCRC F1 & F2 Sidecars

RACE 19 - CLASSIFICATION

POS	NO	CL	PIC	NAME	ENTRY	LAPS	TIME	GAP	DIFF	MPH	BEST	ON
1	**74**	F1	1	BYGRAVE / SHARP	Suzuki LCR - Blue-Group	**5**	10:16.018			86.75	**2:01.224**	2
2	**114**	F1	2	SMITH / ANDERSON	Suzuki LCR - SDC / Mike Smith Tuning	**5**	10:37.624	**21.606**	21.606	83.81	**2:03.269**	3
3	**92**	F1	3	HILDIGE / HILDIGE	Suzuki LCR -	**5**	10:56.759	**40.741**	19.135	81.36	**2:09.278**	2
4	**8**	F2	1	ILARIA / SAUNDERS	Suzuki Windle - Powerhouse	**5**	11:06.297	**50.279**	9.538	80.20	**2:11.849**	2
5	**118**	F1	4	BICKNELL / LEWINGTON	Kawasaki LCR -	**5**	11:10.989	**54.971**	4.692	79.64	**2:10.518**	4
6	**31**	F1	5	MUNRO / PETTMAN	Suzuki Windle -	**5**	11:11.135	**55.117**	0.146	79.62	**2:09.549**	3
7	**11**	F2	2	NICHOLLS / ANISON	Suzuki LCR -	**5**	11:14.958	**58.940**	3.823	79.17	**2:11.951**	4
8	**88**	F2	3	LONGMORE / LONGMORE	Sidecar DMR -	**5**	11:31.277	**1:15.259**	16.319	77.30	**2:15.997**	3
9	**18**	F2	4	BLACKWOOD / BLACKWOOD	Suzuki Shelbourne -	**5**	11:47.193	**1:31.175**	15.916	75.56	**2:18.373**	5
10	**17**	F2	5	SCHOFIELD / SCHOFIELD	Suzuki Windle - Witch eLiquid	**5**	11:52.609	**1:36.591**	5.416	74.99	**2:19.353**	2
11	**67**	F1	6	PETTMAN/ JEFFREY	Suzuki Windle - MJP racing	**5**	11:56.580	**1:40.562**	3.971	74.57	**2:19.948**	2
12	**71**	F2	6	SCHOFIELD / CASWELL	Honda Ireson - the sand witch food company	**5**	12:03.192	**1:47.174**	6.612	73.89	**2:18.648**	2
13	**20**	F2	7	TAYLOR / FIELD	Honda Ireson - SystemsAv	**5**	12:07.639	**1:51.621**	4.447	73.44	**2:23.377**	5
14	**30**	F1	7	JAMES / JAMES	LCR Suzuki -	**4**	10:17.108	**1 Lap**	1 Lap	69.27	**2:30.760**	2
15	**19**	F1	8	MacBRIDE / WILKINSON	Suzuki DDR -	**4**	11:11.892	**1 Lap**	54.784	63.62	**2:46.643**	4
				NOT CLASSIFIED								
DNF	**171**	F2		HIGH / STAINTON	Honda Baker - Cartwright Bros Haulage	**1**	2:27.794	**4 Laps**	3 Laps	72.31	**2:27.794**	1
DNF	**136**	F1		EDWARDS / EDWARDS	Yamaha REA - ECONOMY HEATING SERVICES	**0**						
DNF	**10**	F1		WEBB / JAMES	Suzuki LCR - ANtech Racing	**0**						
DNF	**3**	F1		JAMES / TRITTON	Kawasaki LCR -	**0**						
				FASTEST LAP								
	74	F1		BYGRAVE / SHARP	Suzuki LCR - Blue-Group	**2**	2:01.224		88.16 mph		141.89 kph	
	8	F2		ILARIA / SAUNDERS	Suzuki Windle - Powerhouse	**2**	2:11.849		81.06 mph		130.45 kph	

Class F1 - 90% of Race Speed = 78.07 mph
Class F2 - 90% of Race Speed = 72.18 mph

Snetterton
Circuit Length = 2.9689 miles
Start: 18:05 Flag 18:16 End: 18:18

Weather / Track : Cloudy / Dry
These results are provisional until the conclusion of any judicial and technical matters.

Clerk Of Course :		Timekeeper :

Results can be found at www.tsl-timing.com

Printed - 18:18 Saturday, 28 May 2016

BMCRC - MRO Championships 2016 - Rnd 4 @ Snetterton 300

RKB/BMCRC F1 & F2 Sidecars

RACE 19 - LAP CHART

LAP 1		@ 18:07:57.189
NO	BEHIND	LAP TIME
74		2:07.613
114	4.508	2:12.121
92	8.975	2:16.588
8	10.579	2:18.192
11	11.868	2:19.481
118	14.300	2:21.913
31	16.342	2:23.955
88	16.715	2:24.328
171	20.181	2:27.794
71	21.832	2:29.445
67	22.020	2:29.633
18	22.172	2:29.785
17	24.139	2:31.752
20	24.297	2:31.910
30	30.208	2:37.821
19	42.745	2:50.358

LAP 2		@ 18:09:58.413
NO	BEHIND	LAP TIME
74		2:01.224
114	6.923	2:03.639
92	17.029	2:09.278
8	21.204	2:11.849
11	22.769	2:12.125
118	25.064	2:11.988
31	26.111	2:10.993
88	31.604	2:16.113
71	39.256	2:18.648
67	40.744	2:19.948
18	41.954	2:21.006
17	42.268	2:19.353
20	46.967	2:23.894
30	59.744	2:30.760
19	1:28.493	2:46.972

LAP 3		@ 18:11:59.687
NO	BEHIND	LAP TIME
74		2:01.274
114	8.918	2:03.269
92	25.395	2:09.640
8	32.006	2:12.076
11	34.059	2:12.564
31	34.386	2:09.549
118	35.441	2:11.651
88	46.327	2:15.997
71	58.948	2:20.966
67	59.653	2:20.183
18	1:00.200	2:19.520
17	1:00.717	2:19.723
20	1:10.579	2:24.886
30	1:31.377	2:32.907

LAP 4		@ 18:14:02.708
NO	BEHIND	LAP TIME
74		2:03.021
19	1 Lap	2:47.919
114	12.248	2:06.351
92	31.897	2:09.523
8	40.840	2:11.855
118	42.938	2:10.518
11	42.989	2:11.951
31	43.242	2:11.877
88	1:00.015	2:16.709
18	1:15.688	2:18.509
71	1:18.847	2:22.920
17	1:19.378	2:21.682
67	1:19.964	2:23.332
20	1:31.130	2:23.572

LAP 5		@ 18:16:05.594
NO	BEHIND	LAP TIME
74		2:02.886
30	1 Lap	2:35.620
114	21.606	2:12.244
92	40.741	2:11.730
8	50.279	2:12.325
118	54.971	2:14.919
31	55.117	2:14.761
19	1 Lap	2:46.643
11	58.940	2:18.837
88	1:15.259	2:18.130
18	1:31.175	2:18.373
17	1:36.591	2:20.099
67	1:40.562	2:23.484
71	1:47.174	2:31.213
20	1:51.621	2:23.377

Weather / Track : Cloudy / Dry

Snetterton
Circuit Length = 2.9689 miles
Start: 18:05 Flag 18:16 End: 18:18

Results can be found at www.tsl-timing.com

Printed - 18:19 Saturday, 28 May 2016

BMCRC - MRO Championships 2016 - Rnd 4 @ Snetterton 300

RKB/BMCRC F1 & F2 Sidecars

RACE 19 - SECTOR ANALYSIS

SECTOR 1 = FL to I1, SECTOR 2 = I1 to FL, DIFF = Difference To Personal Best Lap

P1 74 F1 BYGRAVE / SHARP
Suzuki LCR - Blue-Group

IDEAL LAP TIME : 2:01.224 BEST LAP TIME : 2:01.224 DIFFERENCE : 0.000

LAP	SECTOR 1	SECTOR 2	LAP TIME	MPH	DIFF	TIME OF DAY
1 -		40.694	2:07.613	83.75	6.389	18:07:57.189
2 -	***1:21.149***	***40.075***	***2:01.224 (1)***	***88.16***		***18:09:58.413***
3 -	1:21.184	40.090	2:01.274 **(2)**	88.13	0.050	18:11:59.687
4 -	1:22.039	40.982	2:03.021	86.88	1.797	18:14:02.708
5 -	1:21.888	40.998	2:02.886 **(3)**	86.97	1.662	18:16:05.594

P2 114 F1 SMITH / ANDERSON
Suzuki LCR - SDC / Mike Smith Tuning

IDEAL LAP TIME : 2:03.198 BEST LAP TIME : 2:03.269 DIFFERENCE : 0.071

LAP	SECTOR 1	SECTOR 2	LAP TIME	MPH	DIFF	TIME OF DAY
1 -		40.992	2:12.121	80.89	8.852	18:08:01.697
2 -	1:23.149	***40.490***	2:03.639 **(2)**	86.44	0.370	18:10:05.336
3 -	***1:22.708***	40.561	***2:03.269 (1)***	***86.70***		***18:12:08.605***
4 -	1:24.109	42.242	2:06.351 **(3)**	84.59	3.082	18:14:14.956
5 -	1:27.947	44.297	2:12.244	80.82	8.975	18:16:27.200

P3 92 F1 HILDIGE / HILDIGE
Suzuki LCR -

IDEAL LAP TIME : 2:08.921 BEST LAP TIME : 2:09.278 DIFFERENCE : 0.357

LAP	SECTOR 1	SECTOR 2	LAP TIME	MPH	DIFF	TIME OF DAY
1 -		***42.971***	2:16.588	78.25	7.310	18:08:06.164
2 -	***1:25.950***	43.328	***2:09.278 (1)***	***82.67***		***18:10:15.442***
3 -	1:26.502	43.138	2:09.640 **(3)**	82.44	0.362	18:12:25.082
4 -	1:26.260	43.263	2:09.523 **(2)**	82.51	0.245	18:14:34.605
5 -	1:27.917	43.813	2:11.730	81.13	2.452	18:16:46.335

P4 8 F2 ILARIA / SAUNDERS
Suzuki Windle - Powerhouse

IDEAL LAP TIME : 2:11.514 BEST LAP TIME : 2:11.849 DIFFERENCE : 0.335

LAP	SECTOR 1	SECTOR 2	LAP TIME	MPH	DIFF	TIME OF DAY
1 -		44.245	2:18.192	77.34	6.343	18:08:07.768
2 -	1:28.523	***43.326***	***2:11.849 (1)***	***81.06***		***18:10:19.617***
3 -	1:28.466	43.610	2:12.076 **(3)**	80.92	0.227	18:12:31.693
4 -	1:28.342	43.513	2:11.855 **(2)**	81.05	0.006	18:14:43.548
5 -	***1:28.188***	44.137	2:12.325	80.77	0.476	18:16:55.873

P5 118 F1 BICKNELL / LEWINGTON
Kawasaki LCR -

IDEAL LAP TIME : 2:10.152 BEST LAP TIME : 2:10.518 DIFFERENCE : 0.366

LAP	SECTOR 1	SECTOR 2	LAP TIME	MPH	DIFF	TIME OF DAY
1 -		***43.129***	2:21.913	75.31	11.395	18:08:11.489
2 -	1:28.307	43.681	2:11.988 **(3)**	80.97	1.470	18:10:23.477
3 -	1:28.071	43.580	2:11.651 **(2)**	81.18	1.133	18:12:35.128
4 -	***1:27.023***	43.495	***2:10.518 (1)***	***81.88***		***18:14:45.646***
5 -	1:29.959	44.960	2:14.919	79.21	4.401	18:17:00.565

P6 31 F1 MUNRO / PETTMAN
Suzuki Windle -

IDEAL LAP TIME : 2:09.549 BEST LAP TIME : 2:09.549 DIFFERENCE : 0.000

LAP	SECTOR 1	SECTOR 2	LAP TIME	MPH	DIFF	TIME OF DAY
1 -		44.022	2:23.955	74.24	14.406	18:08:13.531
2 -	1:27.555	43.438	2:10.993 **(2)**	81.59	1.444	18:10:24.524
3 -	***1:27.200***	***42.349***	***2:09.549 (1)***	***82.50***		***18:12:34.073***
4 -	1:28.042	43.835	2:11.877 **(3)**	81.04	2.328	18:14:45.950
5 -	1:29.918	44.843	2:14.761	79.31	5.212	18:17:00.711

P7 11 F2 NICHOLLS / ANISON
Suzuki LCR -

IDEAL LAP TIME : 2:11.767 BEST LAP TIME : 2:11.951 DIFFERENCE : 0.184

LAP	SECTOR 1	SECTOR 2	LAP TIME	MPH	DIFF	TIME OF DAY

Weather / Track : Cloudy / Dry

Snetterton
Circuit Length = 2.9689 miles
Start: 18:05 Flag 18:16 End: 18:18

BMCRC - MRO Championships 2016 - Rnd 4 @ Snetterton 300

RKB/BMCRC F1 & F2 Sidecars

RACE 19 - SECTOR ANALYSIS

SECTOR 1 = FL to I1, SECTOR 2 = I1 to FL, DIFF = Difference To Personal Best Lap

1 -		43.871	2:19.481		76.62	7.530	18:08:09.057
2 -	1:28.352	***43.773***	2:12.125	**(2)**	80.89	0.174	18:10:21.182
3 -	1:28.723	43.841	2:12.564	**(3)**	80.62	0.613	18:12:33.746
4 -	***1:27.994***	43.957	***2:11.951***	**(1)**	***81.00***		***18:14:45.697***
5 -	1:34.005	44.832	2:18.837		76.98	6.886	18:17:04.534

P8 88 F2 LONGMORE / LONGMORE

Sidecar DMR -

IDEAL LAP TIME : 2:15.631 BEST LAP TIME : 2:15.997 DIFFERENCE : 0.366

LAP	SECTOR 1	SECTOR 2	LAP TIME		MPH	DIFF	TIME OF DAY
1 -		***44.455***	2:24.328		74.05	8.331	18:08:13.904
2 -	***1:31.176***	44.937	2:16.113	**(2)**	78.52	0.116	18:10:30.017
3 -	1:31.226	44.771	***2:15.997***	**(1)**	***78.59***		***18:12:46.014***
4 -	1:31.659	45.050	2:16.709	**(3)**	78.18	0.712	18:15:02.723
5 -	1:32.331	45.799	2:18.130		77.37	2.133	18:17:20.853

P9 18 F2 BLACKWOOD / BLACKWOOD

Suzuki Shelbourne -

IDEAL LAP TIME : 2:18.367 BEST LAP TIME : 2:18.373 DIFFERENCE : 0.006

LAP	SECTOR 1	SECTOR 2	LAP TIME		MPH	DIFF	TIME OF DAY
1 -		46.747	2:29.785		71.35	11.412	18:08:19.361
2 -	1:33.847	47.159	2:21.006		75.79	2.633	18:10:40.367
3 -	1:33.163	46.357	2:19.520	**(3)**	76.60	1.147	18:12:59.887
4 -	1:32.351	***46.158***	2:18.509	**(2)**	77.16	0.136	18:15:18.396
5 -	***1:32.209***	46.164	***2:18.373***	**(1)**	***77.24***		***18:17:36.769***

P10 17 F2 SCHOFIELD / SCHOFIELD

Suzuki Windle - Witch eLiquid

IDEAL LAP TIME : 2:18.763 BEST LAP TIME : 2:19.353 DIFFERENCE : 0.590

LAP	SECTOR 1	SECTOR 2	LAP TIME		MPH	DIFF	TIME OF DAY
1 -		47.392	2:31.752		70.43	12.399	18:08:21.328
2 -	1:33.089	46.264	***2:19.353***	**(1)**	***76.69***		***18:10:40.681***
3 -	1:33.705	***46.018***	2:19.723	**(2)**	76.49	0.370	18:13:00.404
4 -	1:33.838	47.844	2:21.682		75.43	2.329	18:15:22.086
5 -	***1:32.745***	47.354	2:20.099	**(3)**	76.28	0.746	18:17:42.185

P11 67 F1 PETTMAN/ JEFFREY

Suzuki Windle - MJP racing

IDEAL LAP TIME : 2:19.933 BEST LAP TIME : 2:19.948 DIFFERENCE : 0.015

LAP	SECTOR 1	SECTOR 2	LAP TIME		MPH	DIFF	TIME OF DAY
1 -		48.281	2:29.633		71.42	9.685	18:08:19.209
2 -	***1:32.857***	47.091	***2:19.948***	**(1)**	***76.37***		***18:10:39.157***
3 -	1:33.107	***47.076***	2:20.183	**(2)**	76.24	0.235	18:12:59.340
4 -	1:34.695	48.637	2:23.332	**(3)**	74.56	3.384	18:15:22.672
5 -	1:35.655	47.829	2:23.484		74.48	3.536	18:17:46.156

P12 71 F2 SCHOFIELD / CASWELL

Honda Ireson - the sand witch food company

IDEAL LAP TIME : 2:18.648 BEST LAP TIME : 2:18.648 DIFFERENCE : 0.000

LAP	SECTOR 1	SECTOR 2	LAP TIME		MPH	DIFF	TIME OF DAY
1 -		47.292	2:29.445		71.51	10.797	18:08:19.021
2 -	***1:31.994***	***46.654***	***2:18.648***	**(1)**	***77.08***		***18:10:37.669***
3 -	1:34.119	46.847	2:20.966	**(2)**	75.82	2.318	18:12:58.635
4 -	1:33.401	49.519	2:22.920	**(3)**	74.78	4.272	18:15:21.555
5 -	1:41.261	49.952	2:31.213		70.68	12.565	18:17:52.768

P13 20 F2 TAYLOR / FIELD

Honda Ireson - SystemsAv

IDEAL LAP TIME : 2:22.817 BEST LAP TIME : 2:23.377 DIFFERENCE : 0.560

LAP	SECTOR 1	SECTOR 2	LAP TIME		MPH	DIFF	TIME OF DAY
1 -		47.787	2:31.910		70.35	8.533	18:08:21.486
2 -	1:35.746	48.148	2:23.894	**(3)**	74.27	0.517	18:10:45.380
3 -	1:36.818	48.068	2:24.886		73.76	1.509	18:13:10.266
4 -	***1:35.471***	48.101	2:23.572	**(2)**	74.44	0.195	18:15:33.838

Weather / Track : Cloudy / Dry

Snetterton
Circuit Length = 2.9689 miles
Start: 18:05 Flag 18:16 End: 18:18

BMCRC - MRO Championships 2016 - Rnd 4 @ Snetterton 300

RKB/BMCRC F1 & F2 Sidecars

RACE 19 - SECTOR ANALYSIS

SECTOR 1 = FL to I1, SECTOR 2 = I1 to FL, DIFF = Difference To Personal Best Lap

5 -	1:36.031	***47.346***	***2:23.377***	**(1)**	***74.54***	***18:17:57.215***

P14 30 F1 JAMES / JAMES LCR Suzuki -

IDEAL LAP TIME : 2:28.879 BEST LAP TIME : 2:30.760 DIFFERENCE : 1.881

LAP	SECTOR 1	SECTOR 2	LAP TIME		MPH	DIFF	TIME OF DAY
1 -		***48.999***	2:37.821		67.72	7.061	18:08:27.397
2 -	***1:39.880***	50.880	***2:30.760***	**(1)**	***70.89***		***18:10:58.157***
3 -	1:40.037	52.870	2:32.907	**(2)**	69.89	2.147	18:13:31.064
4 -	1:45.224	50.396	2:35.620	**(3)**	68.68	4.860	18:16:06.684

P15 19 F1 MacBRIDE / WILKINSON Suzuki DDR -

IDEAL LAP TIME : 2:44.732 BEST LAP TIME : 2:46.643 DIFFERENCE : 1.911

LAP	SECTOR 1	SECTOR 2	LAP TIME		MPH	DIFF	TIME OF DAY
1 -		***54.605***	2:50.358		62.73	3.715	18:08:39.934
2 -	***1:50.127***	56.845	2:46.972	**(2)**	64.01	0.329	18:11:26.906
3 -	1:52.593	55.326	2:47.919	**(3)**	63.65	1.276	18:14:14.825
4 -	1:51.373	55.270	***2:46.643***	**(1)**	***64.13***		***18:17:01.468***

P16 171 F2 HIGH / STAINTON Honda Baker - Cartwright Bros Haulage

IDEAL LAP TIME : 2:19.223 BEST LAP TIME : 2:27.794 DIFFERENCE : 8.571

LAP	SECTOR 1	SECTOR 2	LAP TIME		MPH	DIFF	TIME OF DAY
1 -		***46.747***	***2:27.794***	**(1)**	***72.31***		***18:08:17.370***

Weather / Track : Cloudy / Dry

Snetterton
Circuit Length = 2.9689 miles
Start: 18:05 Flag 18:16 End: 18:18

BMCRC - MRO Championships 2016 - Rnd 4 @ Snetterton 300

RKB/BMCRC F1 & F2 Sidecars

RACE 19 - BEST SECTORS

SECTOR 1				SECTOR 2			IDEAL / BEST COMPARISON					
POS	NO	NAME	TIME	NO	NAME	TIME	POS	NO	NAME	IDEAL	BEST	DIFF
									PERFECT LAP	2:01.224		
1	74	BYGRAVE / SHARP	**1:21.149**	74	BYGRAVE / SHARP	**40.075**	1	74	BYGRAVE / SHARP	2:01.224	2:01.224	0.000
2	114	SMITH / ANDERSON	**1:22.708**	114	SMITH / ANDERSON	**40.490**	2	114	SMITH / ANDERSON	2:03.198	2:03.269	0.071
3	92	HILDIGE / HILDIGE	**1:25.950**	31	MUNRO / PETTMAN	**42.349**	3	92	HILDIGE / HILDIGE	2:08.921	2:09.278	0.357
4	118	BICKNELL / LEWINGTON	**1:27.023**	92	HILDIGE / HILDIGE	**42.971**	4	31	MUNRO / PETTMAN	2:09.549	2:09.549	0.000
5	31	MUNRO / PETTMAN	**1:27.200**	118	BICKNELL / LEWINGTON	**43.129**	5	118	BICKNELL / LEWING	2:10.152	2:10.518	0.366
6	11	NICHOLLS / ANISON	**1:27.994**	8	ILARIA / SAUNDERS	**43.326**	6	8	ILARIA / SAUNDERS	2:11.514	2:11.849	0.335
7	8	ILARIA / SAUNDERS	**1:28.188**	11	NICHOLLS / ANISON	**43.773**	7	11	NICHOLLS / ANISON	2:11.767	2:11.951	0.184
8	88	LONGMORE / LONGMORE	**1:31.176**	88	LONGMORE / LONGMORE	**44.455**	8	88	LONGMORE / LONGI	2:15.631	2:15.997	0.366
9	71	SCHOFIELD / CASWELL	**1:31.994**	17	SCHOFIELD / SCHOFIELD	**46.018**	9	18	BLACKWOOD / BLAC	2:18.367	2:18.373	0.006
10	18	BLACKWOOD / BLACKWOOD	**1:32.209**	18	BLACKWOOD / BLACKWOOD	**46.158**	10	71	SCHOFIELD / CASWI	2:18.648	2:18.648	0.000
11	171	HIGH / STAINTON	**1:32.476**	71	SCHOFIELD / CASWELL	**46.654**	11	17	SCHOFIELD / SCHOI	2:18.763	2:19.353	0.590
12	17	SCHOFIELD / SCHOFIELD	**1:32.745**	171	HIGH / STAINTON	**46.747**	12	171	HIGH / STAINTON	2:19.223	2:27.794	8.571
13	67	PETTMAN/ JEFFREY	**1:32.857**	67	PETTMAN/ JEFFREY	**47.076**	13	67	PETTMAN/ JEFFREY	2:19.933	2:19.948	0.015
14	20	TAYLOR / FIELD	**1:35.471**	20	TAYLOR / FIELD	**47.346**	14	20	TAYLOR / FIELD	2:22.817	2:23.377	0.560
15	30	JAMES / JAMES	**1:39.880**	30	JAMES / JAMES	**48.999**	15	30	JAMES / JAMES	2:28.879	2:30.760	1.881
16	19	MacBRIDE / WILKINSON	**1:50.127**	19	MacBRIDE / WILKINSON	**54.605**	16	19	MacBRIDE / WILKINS	2:44.732	2:46.643	1.911
17												
18												
19												

Weather / Track : Cloudy / Dry

Snetterton
Circuit Length = 2.9689 miles
Start: 18:05 Flag 18:16 End: 18:18

Results can be found at www.tsl-timing.com

Printed - 18:19 Saturday, 28 May 2016

BMCRC - MRO Championships 2016 - Rnd 4 @ Snetterton 300

RKB/BMCRC F1 & F2 Sidecars

RACE 9 - CLASSIFICATION

POS	NO	CL	PIC	NAME	ENTRY	LAPS	TIME	GAP	DIFF	MPH	BEST	ON
1	**74**	F1	1	BYGRAVE / SHARP	Suzuki LCR - Blue-Group	**6**	12:12.354			87.56	**2:00.168**	3
2	**114**	F1	2	SMITH / ANDERSON	Suzuki LCR - SDC / Mike Smith Tuning	**6**	12:41.065	**28.711**	28.711	84.26	**2:03.537**	3
3	**92**	F1	3	HILDIGE / HILDIGE	Suzuki LCR -	**6**	13:11.183	**58.829**	30.118	81.05	**2:10.557**	2
4	**31**	F1	4	MUNRO / PETTMAN	Suzuki Windle -	**6**	13:11.885	**59.531**	0.702	80.98	**2:09.465**	4
5	**8**	F2	1	ILARIA / SAUNDERS	Suzuki Windle - Powerhouse	**6**	13:17.718	**1:05.364**	5.833	80.38	**2:10.831**	4
6	**11**	F2	2	NICHOLLS / ANISON	Suzuki LCR -	**6**	13:20.271	**1:07.917**	2.553	80.13	**2:11.351**	5
7	**10**	F1	5	WEBB / JAMES	Suzuki LCR - ANtech Racing	**6**	13:36.752	**1:24.398**	16.481	78.51	**2:12.336**	6
8	**136**	F1	6	EDWARDS / EDWARDS	Yamaha REA - ECONOMY HEATING SERVICES	**6**	13:37.099	**1:24.745**	0.347	78.48	**2:12.814**	6
9	**88**	F2	3	LONGMORE / LONGMORE	Sidecar DMR -	**6**	13:50.880	**1:38.526**	13.781	77.18	**2:16.174**	3
10	**118**	F1	7	BICKNELL / LEWINGTON	Kawasaki LCR -	**6**	13:52.364	**1:40.010**	1.484	77.04	**2:12.414**	3
11	**18**	F2	4	BLACKWOOD / BLACKWOOD	Suzuki Shelbourne -	**6**	13:56.385	**1:44.031**	4.021	76.67	**2:16.509**	5
12	**71**	F2	5	SCHOFIELD / CASWELL	Honda Ireson - the sand witch food company	**6**	14:04.965	**1:52.611**	8.580	75.89	**2:15.534**	3
13	**17**	F2	6	SCHOFIELD / SCHOFIELD	Suzuki Windle - Witch eLiquid	**6**	14:07.300	**1:54.946**	2.335	75.68	**2:15.911**	3
14	**171**	F2	7	HIGH / STAINTON	Honda Baker - Cartwright Bros Haulage	**6**	14:10.242	**1:57.888**	2.942	75.42	**2:17.757**	6
15	**67**	F1	8	PETTMAN/ JEFFREY	Suzuki Windle - MJP racing	**6**	14:20.678	**2:08.324**	10.436	74.50	**2:21.023**	4
16	**20**	F2	8	TAYLOR / FIELD	Honda Ireson - SystemsAv	**6**	14:24.062	**2:11.708**	3.384	74.21	**2:21.365**	3
17	**30**	F1	9	JAMES / JAMES	LCR Suzuki -	**5**	12:25.236	**1 Lap**	1 Lap	71.70	**2:26.310**	4
18	**19**	F1	10	MacBRIDE / WILKINSON	Suzuki DDR -	**5**	13:34.406	**1 Lap**	1:09.170	65.61	**2:40.701**	5
					NOT CLASSIFIED							
DNF	**33**	F1		HEGARTY / HEGARTY	Suzuki LCR - Sean Hegarty Ltd	**5**	10:16.640	**1 Lap**		86.66	**2:00.049**	2
					FASTEST LAP							
	33	F1		HEGARTY / HEGARTY	Suzuki LCR - Sean Hegarty Ltd	**2**	2:00.049	89.03 mph		143.28 kph		
	8	F2		ILARIA / SAUNDERS	Suzuki Windle - Powerhouse	**4**	2:10.831	81.69 mph		131.47 kph		

Class F1 - 90% of Race Speed = 78.80 mph
Class F2 - 90% of Race Speed = 72.34 mph

Snetterton
Circuit Length = 2.9689 miles
Start: 13:04 Flag 13:16 End: 13:18

Weather / Track : Cloudy / Dry
These results are provisional until the conclusion of any judicial and technical matters.

Clerk Of Course :		Timekeeper :

Results can be found at www.tsl-timing.com

Printed - 13:19 Sunday, 29 May 2016

BMCRC - MRO Championships 2016 - Rnd 4 @ Snetterton 300

RKB/BMCRC F1 & F2 Sidecars

RACE 9 - LAP CHART

LAP 1 @ 13:06:33.901

NO	BEHIND	LAP TIME
74		2:07.185
114	2.481	2:09.666
33	7.484	2:14.669
92	7.682	2:14.867
11	11.211	2:18.396
31	11.593	2:18.778
8	11.612	2:18.797
71	15.843	2:23.028
88	17.054	2:24.239
10	17.499	2:24.684
17	17.574	2:24.759
136	20.874	2:28.059
18	21.105	2:28.290
118	22.734	2:29.919
67	22.931	2:30.116
171	23.028	2:30.213
20	25.329	2:32.514
30	27.831	2:35.016
19	41.046	2:48.231

LAP 2 @ 13:08:35.961

NO	BEHIND	LAP TIME
74		2:02.060
114	3.974	2:03.553
33	5.473	2:00.049
92	16.179	2:10.557
31	22.233	2:12.700
11	22.326	2:13.175
8	22.392	2:12.840
10	29.137	2:13.698
71	31.331	2:17.548
88	32.055	2:17.061
17	32.499	2:16.985
136	33.587	2:14.773
118	35.930	2:15.256
18	37.888	2:18.843
171	43.975	2:23.007
67	44.016	2:23.145
20	45.251	2:21.982
30	55.071	2:29.300
19	1:22.334	2:43.348

LAP 3 @ 13:10:36.129

NO	BEHIND	LAP TIME
74		2:00.168
33	5.853	2:00.548
114	7.343	2:03.537
92	28.642	2:12.631
31	32.116	2:10.051
8	34.385	2:12.161
11	35.445	2:13.287
10	44.052	2:15.083
71	46.697	2:15.534
136	47.492	2:14.073
88	48.061	2:16.174
118	48.176	2:12.414
17	48.242	2:15.911
18	55.866	2:18.146
171	1:03.979	2:20.172
67	1:05.186	2:21.338
20	1:06.448	2:21.365
30	1:23.120	2:28.217

LAP 4 @ 13:12:37.712

NO	BEHIND	LAP TIME
74		2:01.583
19	1 Lap	2:41.374
33	4.363	2:00.093
114	10.558	2:04.798
92	38.070	2:11.011
31	39.998	2:09.465
8	43.633	2:10.831
11	45.388	2:11.526
10	56.723	2:14.254
136	58.798	2:12.889
118	1:02.683	2:16.090
17	1:03.932	2:17.273
71	1:04.945	2:19.831
88	1:05.110	2:18.632
18	1:11.727	2:17.444
171	1:22.519	2:20.123
67	1:24.626	2:21.023
20	1:27.801	2:22.936
30	1:47.847	2:26.310

LAP 5 @ 13:14:37.952

NO	BEHIND	LAP TIME
74		2:00.240
33	5.404	2:01.281
114	17.904	2:07.586
19	1 Lap	2:40.752
92	48.549	2:10.719
31	49.281	2:09.523
8	54.425	2:11.032
11	56.499	2:11.351
136	1:13.049	2:14.491
10	1:13.180	2:16.697
118	1:19.500	2:17.057
88	1:22.039	2:17.169
71	1:27.035	2:22.330
18	1:27.996	2:16.509
17	1:38.056	2:34.364
171	1:41.249	2:18.970
67	1:47.236	2:22.850
20	1:50.901	2:23.340

LAP 6 @ 13:16:39.070

NO	BEHIND	LAP TIME
74		2:01.118
30	1 Lap	2:26.393
114	28.711	2:11.925
92	58.829	2:11.398
31	59.531	2:11.368
8	1:05.364	2:12.057
11	1:07.917	2:12.536
19	1 Lap	2:40.701
10	1:24.398	2:12.336
136	1:24.745	2:12.814
88	1:38.526	2:17.605
118	1:40.010	2:21.628
18	1:44.031	2:17.153
71	1:52.611	2:26.694
17	1:54.946	2:18.008
171	1:57.888	2:17.757
67	2:08.324	2:22.206
20	2:11.708	2:21.925

Weather / Track : Cloudy / Dry

Snetterton
Circuit Length = 2.9689 miles
Start: 13:04 Flag 13:16 End: 13:18

Results can be found at www.tsl-timing.com

Printed - 13:20 Sunday, 29 May 2016

BMCRC - MRO Championships 2016 - Rnd 4 @ Snetterton 300

RKB/BMCRC F1 & F2 Sidecars

RACE 9 - SECTOR ANALYSIS

SECTOR 1 = FL to I1, SECTOR 2 = I1 to FL, DIFF = Difference To Personal Best Lap

P1 74 F1 BYGRAVE / SHARP
Suzuki LCR - Blue-Group

IDEAL LAP TIME : 2:00.083 BEST LAP TIME : 2:00.168 DIFFERENCE : 0.085

LAP	SECTOR 1	SECTOR 2	LAP TIME	MPH	DIFF	TIME OF DAY
1 -		40.956	2:07.185	84.03	7.017	13:06:33.901
2 -	1:21.112	40.948	2:02.060	87.56	1.892	13:08:35.961
3 -	1:20.508	***39.660***	***2:00.168*** **(1)**	***88.94***		***13:10:36.129***
4 -	1:20.684	40.899	2:01.583	87.90	1.415	13:12:37.712
5 -	***1:20.423***	39.817	2:00.240 **(2)**	88.88	0.072	13:14:37.952
6 -	1:20.813	40.305	2:01.118 **(3)**	88.24	0.950	13:16:39.070

P2 114 F1 SMITH / ANDERSON
Suzuki LCR - SDC / Mike Smith Tuning

IDEAL LAP TIME : 2:03.258 BEST LAP TIME : 2:03.537 DIFFERENCE : 0.279

LAP	SECTOR 1	SECTOR 2	LAP TIME	MPH	DIFF	TIME OF DAY
1 -		40.966	2:09.666	82.42	6.129	13:06:36.382
2 -	1:22.840	***40.713***	2:03.553 **(2)**	86.50	0.016	13:08:39.935
3 -	***1:22.545***	40.992	***2:03.537*** **(1)**	***86.51***		***13:10:43.472***
4 -	1:23.217	41.581	2:04.798 **(3)**	85.64	1.261	13:12:48.270
5 -	1:24.429	43.157	2:07.586	83.77	4.049	13:14:55.856
6 -	1:27.970	43.955	2:11.925	81.01	8.388	13:17:07.781

P3 92 F1 HILDIGE / HILDIGE
Suzuki LCR -

IDEAL LAP TIME : 2:10.165 BEST LAP TIME : 2:10.557 DIFFERENCE : 0.392

LAP	SECTOR 1	SECTOR 2	LAP TIME	MPH	DIFF	TIME OF DAY
1 -		***44.006***	2:14.867	79.24	4.310	13:06:41.583
2 -	1:26.532	44.025	***2:10.557*** **(1)**	***81.86***		***13:08:52.140***
3 -	1:28.598	44.033	2:12.631	80.58	2.074	13:11:04.771
4 -	***1:26.159***	44.852	2:11.011 **(3)**	81.58	0.454	13:13:15.782
5 -	1:26.191	44.528	2:10.719 **(2)**	81.76	0.162	13:15:26.501
6 -	1:26.808	44.590	2:11.398	81.34	0.841	13:17:37.899

P4 31 F1 MUNRO / PETTMAN
Suzuki Windle -

IDEAL LAP TIME : 2:09.165 BEST LAP TIME : 2:09.465 DIFFERENCE : 0.300

LAP	SECTOR 1	SECTOR 2	LAP TIME	MPH	DIFF	TIME OF DAY
1 -		44.169	2:18.778	77.01	9.313	13:06:45.494
2 -	1:28.935	43.765	2:12.700	80.54	3.235	13:08:58.194
3 -	1:27.069	42.982	2:10.051 **(3)**	82.18	0.586	13:11:08.245
4 -	1:26.517	***42.948***	***2:09.465*** **(1)**	***82.55***		***13:13:17.710***
5 -	***1:26.217***	43.306	2:09.523 **(2)**	82.51	0.058	13:15:27.233
6 -	1:27.288	44.080	2:11.368	81.35	1.903	13:17:38.601

P5 8 F2 ILARIA / SAUNDERS
Suzuki Windle - Powerhouse

IDEAL LAP TIME : 2:10.822 BEST LAP TIME : 2:10.831 DIFFERENCE : 0.009

LAP	SECTOR 1	SECTOR 2	LAP TIME	MPH	DIFF	TIME OF DAY
1 -		44.043	2:18.797	77.00	7.966	13:06:45.513
2 -	1:28.402	44.438	2:12.840	80.45	2.009	13:08:58.353
3 -	1:28.652	43.509	2:12.161	80.87	1.330	13:11:10.514
4 -	1:27.528	***43.303***	***2:10.831*** **(1)**	***81.69***		***13:13:21.345***
5 -	***1:27.519***	43.513	2:11.032 **(2)**	81.56	0.201	13:15:32.377
6 -	1:28.110	43.947	2:12.057 **(3)**	80.93	1.226	13:17:44.434

P6 11 F2 NICHOLLS / ANISON
Suzuki LCR -

IDEAL LAP TIME : 2:11.184 BEST LAP TIME : 2:11.351 DIFFERENCE : 0.167

LAP	SECTOR 1	SECTOR 2	LAP TIME	MPH	DIFF	TIME OF DAY
1 -		44.151	2:18.396	77.22	7.045	13:06:45.112
2 -	1:28.307	44.868	2:13.175	80.25	1.824	13:08:58.287
3 -	1:28.698	44.589	2:13.287	80.18	1.936	13:11:11.574
4 -	1:27.926	***43.600***	2:11.526 **(2)**	81.26	0.175	13:13:23.100
5 -	***1:27.584***	43.767	***2:11.351*** **(1)**	***81.37***		***13:15:34.451***

Snetterton
Circuit Length = 2.9689 miles
Start: 13:04 Flag 13:16 End: 13:18

Weather / Track : Cloudy / Dry

BMCRC - MRO Championships 2016 - Rnd 4 @ Snetterton 300

RKB/BMCRC F1 & F2 Sidecars

RACE 9 - SECTOR ANALYSIS

SECTOR 1 = FL to I1, SECTOR 2 = I1 to FL, DIFF = Difference To Personal Best Lap

6 -	1:28.512	44.024	2:12.536	(3)	80.64	1.185	13:17:46.987

P7 10 F1 WEBB / JAMES Suzuki LCR - ANtech Racing

IDEAL LAP TIME : 2:12.336 BEST LAP TIME : 2:12.336 DIFFERENCE : 0.000

LAP	SECTOR 1	SECTOR 2	LAP TIME		MPH	DIFF	TIME OF DAY
1 -		45.624	2:24.684		73.87	12.348	13:06:51.400
2 -	1:28.974	44.724	2:13.698	(2)	79.94	1.362	13:09:05.098
3 -	1:30.169	44.914	2:15.083		79.12	2.747	13:11:20.181
4 -	1:30.484	43.770	2:14.254	(3)	79.61	1.918	13:13:34.435
5 -	1:31.785	44.912	2:16.697		78.18	4.361	13:15:51.132
6 -	***1:28.769***	***43.567***	***2:12.336***	**(1)**	***80.76***		***13:18:03.468***

P8 136 F1 EDWARDS / EDWARDS Yamaha REA - ECONOMY HEATING SERVICES

IDEAL LAP TIME : 2:12.371 BEST LAP TIME : 2:12.814 DIFFERENCE : 0.443

LAP	SECTOR 1	SECTOR 2	LAP TIME		MPH	DIFF	TIME OF DAY
1 -		46.662	2:28.059		72.18	15.245	13:06:54.775
2 -	1:29.949	44.824	2:14.773		79.30	1.959	13:09:09.548
3 -	1:29.504	44.569	2:14.073	(3)	79.71	1.259	13:11:23.621
4 -	1:28.184	44.705	2:12.889	(2)	80.42	0.075	13:13:36.510
5 -	1:30.000	***44.491***	2:14.491		79.47	1.677	13:15:51.001
6 -	***1:27.880***	44.934	***2:12.814***	**(1)**	***80.47***		***13:18:03.815***

P9 88 F2 LONGMORE / LONGMORE Sidecar DMR -

IDEAL LAP TIME : 2:16.114 BEST LAP TIME : 2:16.174 DIFFERENCE : 0.060

LAP	SECTOR 1	SECTOR 2	LAP TIME		MPH	DIFF	TIME OF DAY
1 -		45.653	2:24.239		74.09	8.065	13:06:50.955
2 -	***1:30.983***	46.078	2:17.061	(2)	77.98	0.887	13:09:08.016
3 -	1:31.043	***45.131***	***2:16.174***	**(1)**	***78.48***		***13:11:24.190***
4 -	1:31.481	47.151	2:18.632		77.09	2.458	13:13:42.822
5 -	1:31.660	45.509	2:17.169	(3)	77.91	0.995	13:15:59.991
6 -	1:31.831	45.774	2:17.605		77.67	1.431	13:18:17.596

P10 118 F1 BICKNELL / LEWINGTON Kawasaki LCR -

IDEAL LAP TIME : 2:12.414 BEST LAP TIME : 2:12.414 DIFFERENCE : 0.000

LAP	SECTOR 1	SECTOR 2	LAP TIME		MPH	DIFF	TIME OF DAY
1 -		46.334	2:29.919		71.29	17.505	13:06:56.635
2 -	1:30.019	45.237	2:15.256	(2)	79.02	2.842	13:09:11.891
3 -	***1:27.609***	***44.805***	***2:12.414***	**(1)**	***80.71***		***13:11:24.305***
4 -	1:30.737	45.353	2:16.090	(3)	78.53	3.676	13:13:40.395
5 -	1:29.039	48.018	2:17.057		77.98	4.643	13:15:57.452
6 -	1:33.145	48.483	2:21.628		75.46	9.214	13:18:19.080

P11 18 F2 BLACKWOOD / BLACKWOOD Suzuki Shelbourne -

IDEAL LAP TIME : 2:16.479 BEST LAP TIME : 2:16.509 DIFFERENCE : 0.030

LAP	SECTOR 1	SECTOR 2	LAP TIME		MPH	DIFF	TIME OF DAY
1 -		47.193	2:28.290		72.07	11.781	13:06:55.006
2 -	1:32.094	46.749	2:18.843		76.97	2.334	13:09:13.849
3 -	1:32.443	45.703	2:18.146		77.36	1.637	13:11:31.995
4 -	1:31.707	45.737	2:17.444	(3)	77.76	0.935	13:13:49.439
5 -	1:30.988	***45.521***	***2:16.509***	**(1)**	***78.29***		***13:16:05.948***
6 -	***1:30.958***	46.195	2:17.153	(2)	77.92	0.644	13:18:23.101

P12 71 F2 SCHOFIELD / CASWELL Honda Ireson - the sand witch food company

IDEAL LAP TIME : 2:15.534 BEST LAP TIME : 2:15.534 DIFFERENCE : 0.000

LAP	SECTOR 1	SECTOR 2	LAP TIME		MPH	DIFF	TIME OF DAY
1 -		45.728	2:23.028		74.72	7.494	13:06:49.744
2 -	1:30.980	46.568	2:17.548	(2)	77.70	2.014	13:09:07.292
3 -	***1:30.844***	***44.690***	***2:15.534***	**(1)**	***78.85***		***13:11:22.826***

Weather / Track : Cloudy / Dry

Snetterton
Circuit Length = 2.9689 miles
Start: 13:04 Flag 13:16 End: 13:18

BMCRC - MRO Championships 2016 - Rnd 4 @ Snetterton 300

RKB/BMCRC F1 & F2 Sidecars

RACE 9 - SECTOR ANALYSIS

SECTOR 1 = FL to I1, SECTOR 2 = I1 to FL, DIFF = Difference To Personal Best Lap

4 -	1:32.184	47.647	2:19.831	(3)	76.43	4.297	13:13:42.657
5 -	1:34.799	47.531	2:22.330		75.09	6.796	13:16:04.987
6 -	1:38.056	48.638	2:26.694		72.85	11.160	13:18:31.681

P13 17 F2 SCHOFIELD / SCHOFIELD Suzuki Windle - Witch eLiquid

IDEAL LAP TIME : 2:15.606 BEST LAP TIME : 2:15.911 DIFFERENCE : 0.305

LAP	SECTOR 1	SECTOR 2	LAP TIME		MPH	DIFF	TIME OF DAY
1 -		46.109	2:24.759		73.83	8.848	13:06:51.475
2 -	1:32.199	***44.786***	2:16.985	(2)	78.02	1.074	13:09:08.460
3 -	***1:30.820***	45.091	***2:15.911***	**(1)**	***78.64***		***13:11:24.371***
4 -	1:31.740	45.533	2:17.273	(3)	77.86	1.362	13:13:41.644
5 -	1:31.635	1:02.729	2:34.364		69.23	18.453	13:16:16.008
6 -	1:32.393	45.615	2:18.008		77.44	2.097	13:18:34.016

P14 171 F2 HIGH / STAINTON Honda Baker - Cartwright Bros Haulage

IDEAL LAP TIME : 2:17.757 BEST LAP TIME : 2:17.757 DIFFERENCE : 0.000

LAP	SECTOR 1	SECTOR 2	LAP TIME		MPH	DIFF	TIME OF DAY
1 -		47.137	2:30.213		71.15	12.456	13:06:56.929
2 -	1:35.365	47.642	2:23.007		74.73	5.250	13:09:19.936
3 -	1:33.231	46.941	2:20.172		76.24	2.415	13:11:40.108
4 -	1:33.409	46.714	2:20.123	(3)	76.27	2.366	13:14:00.231
5 -	1:33.102	45.868	2:18.970	(2)	76.90	1.213	13:16:19.201
6 -	***1:31.890***	***45.867***	***2:17.757***	**(1)**	***77.58***		***13:18:36.958***

P15 67 F1 PETTMAN/ JEFFREY Suzuki Windle - MJP racing

IDEAL LAP TIME : 2:20.748 BEST LAP TIME : 2:21.023 DIFFERENCE : 0.275

LAP	SECTOR 1	SECTOR 2	LAP TIME		MPH	DIFF	TIME OF DAY
1 -		48.432	2:30.116		71.19	9.093	13:06:56.832
2 -	1:34.441	48.704	2:23.145		74.66	2.122	13:09:19.977
3 -	1:33.927	***47.411***	2:21.338	(2)	75.62	0.315	13:11:41.315
4 -	***1:33.337***	47.686	***2:21.023***	**(1)**	***75.78***		***13:14:02.338***
5 -	1:34.784	48.066	2:22.850		74.82	1.827	13:16:25.188
6 -	1:34.400	47.806	2:22.206	(3)	75.15	1.183	13:18:47.394

P16 20 F2 TAYLOR / FIELD Honda Ireson - SystemsAv

IDEAL LAP TIME : 2:21.159 BEST LAP TIME : 2:21.365 DIFFERENCE : 0.206

LAP	SECTOR 1	SECTOR 2	LAP TIME		MPH	DIFF	TIME OF DAY
1 -		47.379	2:32.514		70.07	11.149	13:06:59.230
2 -	***1:34.221***	47.761	2:21.982	(3)	75.27	0.617	13:09:21.212
3 -	1:34.427	***46.938***	***2:21.365***	**(1)**	***75.60***		***13:11:42.577***
4 -	1:35.166	47.770	2:22.936		74.77	1.571	13:14:05.513
5 -	1:35.236	48.104	2:23.340		74.56	1.975	13:16:28.853
6 -	1:34.268	47.657	2:21.925	(2)	75.30	0.560	13:18:50.778

P17 30 F1 JAMES / JAMES LCR Suzuki -

IDEAL LAP TIME : 2:26.310 BEST LAP TIME : 2:26.310 DIFFERENCE : 0.000

LAP	SECTOR 1	SECTOR 2	LAP TIME		MPH	DIFF	TIME OF DAY
1 -		48.908	2:35.016		68.94	8.706	13:07:01.732
2 -	1:39.752	49.548	2:29.300		71.58	2.990	13:09:31.032
3 -	1:38.644	49.573	2:28.217	(3)	72.11	1.907	13:11:59.249
4 -	***1:37.600***	***48.710***	***2:26.310***	**(1)**	***73.05***		***13:14:25.559***
5 -	1:37.640	48.753	2:26.393	(2)	73.00	0.083	13:16:51.952

P18 19 F1 MacBRIDE / WILKINSON Suzuki DDR -

IDEAL LAP TIME : 2:40.656 BEST LAP TIME : 2:40.701 DIFFERENCE : 0.045

LAP	SECTOR 1	SECTOR 2	LAP TIME		MPH	DIFF	TIME OF DAY
1 -		54.600	2:48.231		63.53	7.530	13:07:14.947
2 -	1:49.141	54.207	2:43.348		65.43	2.647	13:09:58.295

Snetterton
Circuit Length = 2.9689 miles
Start: 13:04 Flag 13:16 End: 13:18

Weather / Track : Cloudy / Dry

BMCRC - MRO Championships 2016 - Rnd 4 @ Snetterton 300

RKB/BMCRC F1 & F2 Sidecars

RACE 9 - SECTOR ANALYSIS

SECTOR 1 = FL to I1, SECTOR 2 = I1 to FL, DIFF = Difference To Personal Best Lap

3 -	1:47.835	53.539	2:41.374	**(3)**	66.23	0.673	13:12:39.669
4 -	1:47.711	***53.041***	2:40.752	**(2)**	66.48	0.051	13:15:20.421
5 -	***1:47.615***	53.086	***2:40.701***	**(1)**	***66.50***		***13:18:01.122***

P19 33 F1 HEGARTY / HEGARTY Suzuki LCR - Sean Hegarty Ltd

IDEAL LAP TIME : 1:59.472 BEST LAP TIME : 2:00.049 DIFFERENCE : 0.577

LAP	SECTOR 1	SECTOR 2	LAP TIME		MPH	DIFF	TIME OF DAY
1 -		40.555	2:14.669		79.36	14.620	13:06:41.385
2 -	1:20.388	39.661	***2:00.049***	**(1)**	***89.03***		***13:08:41.434***
3 -	1:21.240	***39.308***	2:00.548	**(3)**	88.66	0.499	13:10:41.982
4 -	***1:20.164***	39.929	2:00.093	**(2)**	88.99	0.044	13:12:42.075
5 -	1:21.438	39.843	2:01.281		88.12	1.232	13:14:43.356

Weather / Track : Cloudy / Dry

Snetterton
Circuit Length = 2.9689 miles
Start: 13:04 Flag 13:16 End: 13:18

BMCRC - MRO Championships 2016 - Rnd 4 @ Snetterton 300

RKB/BMCRC F1 & F2 Sidecars

RACE 9 - BEST SECTORS

SECTOR 1				SECTOR 2			IDEAL / BEST COMPARISON					
POS	NO	NAME	TIME	NO	NAME	TIME	POS	NO	NAME	IDEAL	BEST	DIFF
									PERFECT LAP	1:59.472		
1	33	HEGARTY / HEGARTY	**1:20.164**	33	HEGARTY / HEGARTY	**39.308**	1	33	HEGARTY / HEGART	1:59.472	2:00.049	0.577
2	74	BYGRAVE / SHARP	**1:20.423**	74	BYGRAVE / SHARP	**39.660**	2	74	BYGRAVE / SHARP	2:00.083	2:00.168	0.085
3	114	SMITH / ANDERSON	**1:22.545**	114	SMITH / ANDERSON	**40.713**	3	114	SMITH / ANDERSON	2:03.258	2:03.537	0.279
4	92	HILDIGE / HILDIGE	**1:26.159**	31	MUNRO / PETTMAN	**42.948**	4	31	MUNRO / PETTMAN	2:09.165	2:09.465	0.300
5	31	MUNRO / PETTMAN	**1:26.217**	8	ILARIA / SAUNDERS	**43.303**	5	92	HILDIGE / HILDIGE	2:10.165	2:10.557	0.392
6	8	ILARIA / SAUNDERS	**1:27.519**	10	WEBB / JAMES	**43.567**	6	8	ILARIA / SAUNDERS	2:10.822	2:10.831	0.009
7	11	NICHOLLS / ANISON	**1:27.584**	11	NICHOLLS / ANISON	**43.600**	7	11	NICHOLLS / ANISON	2:11.184	2:11.351	0.167
8	118	BICKNELL / LEWINGTON	**1:27.609**	92	HILDIGE / HILDIGE	**44.006**	8	10	WEBB / JAMES	2:12.336	2:12.336	0.000
9	136	EDWARDS / EDWARDS	**1:27.880**	136	EDWARDS / EDWARDS	**44.491**	9	136	EDWARDS / EDWAR	2:12.371	2:12.814	0.443
10	10	WEBB / JAMES	**1:28.769**	71	SCHOFIELD / CASWELL	**44.690**	10	118	BICKNELL / LEWING	2:12.414	2:12.414	0.000
11	17	SCHOFIELD / SCHOFIELD	**1:30.820**	17	SCHOFIELD / SCHOFIELD	**44.786**	11	71	SCHOFIELD / CASWI	2:15.534	2:15.534	0.000
12	71	SCHOFIELD / CASWELL	**1:30.844**	118	BICKNELL / LEWINGTON	**44.805**	12	17	SCHOFIELD / SCHOF	2:15.606	2:15.911	0.305
13	18	BLACKWOOD / BLACKWOOD	**1:30.958**	88	LONGMORE / LONGMORE	**45.131**	13	88	LONGMORE / LONGI	2:16.114	2:16.174	0.060
14	88	LONGMORE / LONGMORE	**1:30.983**	18	BLACKWOOD / BLACKWOOD	**45.521**	14	18	BLACKWOOD / BLAC	2:16.479	2:16.509	0.030
15	171	HIGH / STAINTON	**1:31.890**	171	HIGH / STAINTON	**45.867**	15	171	HIGH / STAINTON	2:17.757	2:17.757	0.000
16	67	PETTMAN/ JEFFREY	**1:33.337**	20	TAYLOR / FIELD	**46.938**	16	67	PETTMAN/ JEFFREY	2:20.748	2:21.023	0.275
17	20	TAYLOR / FIELD	**1:34.221**	67	PETTMAN/ JEFFREY	**47.411**	17	20	TAYLOR / FIELD	2:21.159	2:21.365	0.206
18	30	JAMES / JAMES	**1:37.600**	30	JAMES / JAMES	**48.710**	18	30	JAMES / JAMES	2:26.310	2:26.310	0.000
19	19	MacBRIDE / WILKINSON	**1:47.615**	19	MacBRIDE / WILKINSON	**53.041**	19	19	MacBRIDE / WILKINS	2:40.656	2:40.701	0.045

Weather / Track : Cloudy / Dry

Snetterton
Circuit Length = 2.9689 miles
Start: 13:04 Flag 13:16 End: 13:18

Results can be found at www.tsl-timing.com

Printed - 13:19 Sunday, 29 May 2016

BMCRC - MRO Championships 2016 - Rnd 4 @ Snetterton 300

RKB/BMCRC F1 & F2 Sidecars

RACE 19 - CLASSIFICATION

POS	NO	CL	PIC	NAME	ENTRY	LAPS	TIME	GAP	DIFF	MPH	BEST	ON
1	**33**	F1	1	HEGARTY / HEGARTY	Suzuki LCR - Sean Hegarty Ltd	**6**	12:20.571			86.59	**2:00.202**	2
2	**114**	F1	2	SMITH / ANDERSON	Suzuki LCR - SDC / Mike Smith Tuning	**6**	12:41.389	**20.818**	20.818	84.22	**2:04.554**	2
3	**92 ***	F1	3	HILDIGE / HILDIGE	Suzuki LCR -	**6**	13:09.556	**48.985**	28.167	81.22	**2:09.327**	3
4	**8**	F2	1	ILARIA / SAUNDERS	Suzuki Windle - Powerhouse	**6**	13:13.305	**52.734**	3.749	80.83	**2:10.602**	4
5	**11**	F2	2	NICHOLLS / ANISON	Suzuki LCR -	**6**	13:22.334	**1:01.763**	9.029	79.92	**2:11.414**	4
6	**31**	F1	4	MUNRO / PETTMAN	Suzuki Windle -	**6**	13:29.511	**1:08.940**	7.177	79.21	**2:12.034**	2
7	**136**	F1	5	EDWARDS / EDWARDS	Yamaha REA - ECONOMY HEATING SERVICES	**6**	13:37.615	**1:17.044**	8.104	78.43	**2:13.903**	2
8	**71**	F2	3	SCHOFIELD / CASWELL	Honda Ireson - the sand witch food company	**6**	13:43.784	**1:23.213**	6.169	77.84	**2:15.061**	5
9	**17**	F2	4	SCHOFIELD / SCHOFIELD	Suzuki Windle - Witch eLiquid	**6**	13:45.400	**1:24.829**	1.616	77.69	**2:14.165**	5
10	**88**	F2	5	LONGMORE / LONGMORE	Sidecar DMR -	**6**	13:55.831	**1:35.260**	10.431	76.72	**2:15.911**	2
11	**18**	F2	6	BLACKWOOD / BLACKWOOD	Suzuki Shelbourne -	**6**	14:01.364	**1:40.793**	5.533	76.21	**2:17.956**	6
12	**171**	F2	7	HIGH / STAINTON	Honda Baker - Cartwright Bros Haulage	**6**	14:12.302	**1:51.731**	10.938	75.24	**2:19.363**	3
13	**20**	F2	8	TAYLOR / FIELD	Honda Ireson - SystemsAv	**6**	14:16.469	**1:55.898**	4.167	74.87	**2:18.880**	5
14	**67**	F1	6	PETTMAN/ JEFFREY	Suzuki Windle - MJP racing	**6**	14:29.176	**2:08.605**	12.707	73.78	**2:21.277**	2
15	**30**	F1	7	JAMES / JAMES	LCR Suzuki -	**5**	12:27.430	**1 Lap**	1 Lap	71.49	**2:25.109**	5
16	**19**	F1	8	MacBRIDE / WILKINSON	Suzuki DDR -	**5**	13:46.310	**1 Lap**	1:18.880	64.67	**2:44.146**	5

FASTEST LAP

33	F1	HEGARTY / HEGARTY	Suzuki LCR - Sean Hegarty Ltd	**2**	2:00.202	88.91 mph	143.09 kph
8	F2	ILARIA / SAUNDERS	Suzuki Windle - Powerhouse	**4**	2:10.602	81.83 mph	131.70 kph

*** No. 92 - Transponder stopped working**
Class F1 - 90% of Race Speed = 77.93 mph
Class F2 - 90% of Race Speed = 72.74 mph

Snetterton
Circuit Length = 2.9689 miles
Start: 17:23 Flag 17:35 End: 17:37

Weather / Track : Cloudy / Dry
These results are provisional until the conclusion of any judicial and technical matters.

Clerk Of Course :		Timekeeper :

Results can be found at www.tsl-timing.com

Printed - 17:38 Sunday, 29 May 2016

BMCRC - MRO Championships 2016 - Rnd 4 @ Snetterton 300

RKB/BMCRC F1 & F2 Sidecars

RACE 19 - LAP CHART

LAP 1 @ 17:25:22.998

NO	BEHIND	LAP TIME
114		2:10.919
33	2.791	2:13.710
92	6.771	2:17.690
8	7.505	2:18.424
31	7.624	2:18.543
11	8.455	2:19.374
136	10.221	2:21.140
88	12.824	2:23.743
17	13.879	2:24.798
71	14.082	2:25.001
67	17.671	2:28.590
18	18.144	2:29.063
20	19.701	2:30.620
171	20.203	2:31.122
30	26.779	2:37.698
19	36.862	2:47.781

LAP 2 @ 17:27:25.991

NO	BEHIND	LAP TIME
33		2:00.202
114	1.561	2:04.554
92	13.735	2:09.957
8	15.812	2:11.300
31	16.665	2:12.034
11	17.593	2:12.131
136	21.131	2:13.903
88	25.742	2:15.911
17	25.872	2:14.986
71	26.967	2:15.878
18	34.490	2:19.339
67	35.955	2:21.277
171	38.142	2:20.932
20	38.794	2:22.086
30	53.069	2:29.283
19	1:18.441	2:44.572

LAP 3 @ 17:29:26.598

NO	BEHIND	LAP TIME
33		2:00.607
114	6.440	2:05.486
92	22.455	2:09.327
8	25.885	2:10.680
11	28.793	2:11.807
31	29.342	2:13.284
136	35.202	2:14.678
88	41.547	2:16.412
71	41.605	2:15.245
17	41.938	2:16.673
18	52.542	2:18.659
171	56.898	2:19.363
67	57.684	2:22.336
20	1:00.301	2:22.114
30	1:20.312	2:27.850

LAP 4 @ 17:31:28.433

NO	BEHIND	LAP TIME
33		2:01.835
19	1 Lap	2:45.653
114	9.522	2:04.917
92	31.093	2:10.473
8	34.652	2:10.602
11	38.372	2:11.414
31	40.201	2:12.694
136	49.524	2:16.157
71	56.459	2:16.689
17	57.034	2:16.931
88	57.199	2:17.487
18	1:08.870	2:18.163
171	1:16.486	2:21.423
20	1:20.453	2:21.987
67	1:20.550	2:24.701
30	1:45.967	2:27.490

LAP 5 @ 17:33:29.677

NO	BEHIND	LAP TIME
33		2:01.244
114	15.110	2:06.832
92	40.393	2:10.544
19	1 Lap	2:44.158
8	44.667	2:11.259
11	49.234	2:12.106
31	52.072	2:13.115
136	1:04.388	2:16.108
17	1:09.955	2:14.165
71	1:10.276	2:15.061
88	1:17.154	2:21.199
18	1:25.810	2:18.184
171	1:34.954	2:19.712
20	1:38.089	2:18.880
67	1:45.153	2:25.847

LAP 6 @ 17:35:32.650

NO	BEHIND	LAP TIME
33		2:02.973
30	1 Lap	2:25.109
114	20.818	2:08.681
92	48.985	2:11.565
8	52.734	2:11.040
11	1:01.763	2:15.502
31	1:08.940	2:19.841
136	1:17.044	2:15.629
71	1:23.213	2:15.910
17	1:24.829	2:17.847
19	1 Lap	2:44.146
88	1:35.260	2:21.079
18	1:40.793	2:17.956
171	1:51.731	2:19.750
20	1:55.898	2:20.782
67	2:08.605	2:26.425

Weather / Track : Cloudy / Dry

Snetterton
Circuit Length = 2.9689 miles
Start: 17:23 Flag 17:35 End: 17:37

BMCRC - MRO Championships 2016 - Rnd 4 @ Snetterton 300

RKB/BMCRC F1 & F2 Sidecars

RACE 19 - SECTOR ANALYSIS

SECTOR 1 = FL to I1, SECTOR 2 = I1 to FL, DIFF = Difference To Personal Best Lap

P1 33 F1 HEGARTY / HEGARTY
Suzuki LCR - Sean Hegarty Ltd

IDEAL LAP TIME : 2:00.202 BEST LAP TIME : 2:00.202 DIFFERENCE : 0.000

LAP	SECTOR 1	SECTOR 2	LAP TIME	MPH	DIFF	TIME OF DAY
1 -		40.526	2:13.710	79.93	13.508	17:25:25.789
2 -	***1:20.957***	***39.245***	***2:00.202 (1)***	***88.91***		***17:27:25.991***
3 -	1:21.247	39.360	2:00.607 **(2)**	88.61	0.405	17:29:26.598
4 -	1:21.203	40.632	2:01.835	87.72	1.633	17:31:28.433
5 -	1:21.211	40.033	2:01.244 **(3)**	88.15	1.042	17:33:29.677
6 -	1:21.484	41.489	2:02.973	86.91	2.771	17:35:32.650

P2 114 F1 SMITH / ANDERSON
Suzuki LCR - SDC / Mike Smith Tuning

IDEAL LAP TIME : 2:04.426 BEST LAP TIME : 2:04.554 DIFFERENCE : 0.128

LAP	SECTOR 1	SECTOR 2	LAP TIME	MPH	DIFF	TIME OF DAY
1 -		40.899	2:10.919	81.63	6.365	17:25:22.998
2 -	1:23.661	***40.893***	***2:04.554 (1)***	***85.81***		***17:27:27.552***
3 -	1:24.363	41.123	2:05.486 **(3)**	85.17	0.932	17:29:33.038
4 -	***1:23.533***	41.384	2:04.917 **(2)**	85.56	0.363	17:31:37.955
5 -	1:24.765	42.067	2:06.832	84.26	2.278	17:33:44.787
6 -	1:25.907	42.774	2:08.681	83.05	4.127	17:35:53.468

P3 92 F1 HILDIGE / HILDIGE
Suzuki LCR -

IDEAL LAP TIME : 2:09.171 BEST LAP TIME : 2:09.327 DIFFERENCE : 0.156

LAP	SECTOR 1	SECTOR 2	LAP TIME	MPH	DIFF	TIME OF DAY
1 -		45.303	2:17.690	77.62	8.363	17:25:29.769
2 -	1:26.572	***43.385***	2:09.957 **(2)**	82.24	0.630	17:27:39.726
3 -	***1:25.786***	43.541	***2:09.327 (1)***	***82.64***		***17:29:49.053***
4 -			2:10.473 **(3)**	81.91	1.146	17:31:59.526
5 -			2:10.544	81.87	1.217	17:34:10.070
6 -			2:11.565	81.23	2.238	17:36:21.635

P4 8 F2 ILARIA / SAUNDERS
Suzuki Windle - Powerhouse

IDEAL LAP TIME : 2:10.288 BEST LAP TIME : 2:10.602 DIFFERENCE : 0.314

LAP	SECTOR 1	SECTOR 2	LAP TIME	MPH	DIFF	TIME OF DAY
1 -		43.981	2:18.424	77.21	7.822	17:25:30.503
2 -	1:28.164	43.136	2:11.300	81.40	0.698	17:27:41.803
3 -	***1:27.344***	43.336	2:10.680 **(2)**	81.78	0.078	17:29:52.483
4 -	1:27.658	***42.944***	***2:10.602 (1)***	***81.83***		***17:32:03.085***
5 -	1:27.694	43.565	2:11.259	81.42	0.657	17:34:14.344
6 -	1:27.517	43.523	2:11.040 **(3)**	81.56	0.438	17:36:25.384

P5 11 F2 NICHOLLS / ANISON
Suzuki LCR -

IDEAL LAP TIME : 2:11.414 BEST LAP TIME : 2:11.414 DIFFERENCE : 0.000

LAP	SECTOR 1	SECTOR 2	LAP TIME	MPH	DIFF	TIME OF DAY
1 -		44.289	2:19.374	76.68	7.960	17:25:31.453
2 -	1:28.275	43.856	2:12.131	80.89	0.717	17:27:43.584
3 -	1:28.122	43.685	2:11.807 **(2)**	81.08	0.393	17:29:55.391
4 -	***1:28.043***	***43.371***	***2:11.414 (1)***	***81.33***		***17:32:06.805***
5 -	1:28.341	43.765	2:12.106 **(3)**	80.90	0.692	17:34:18.911
6 -	1:30.199	45.303	2:15.502	78.87	4.088	17:36:34.413

P6 31 F1 MUNRO / PETTMAN
Suzuki Windle -

IDEAL LAP TIME : 2:12.034 BEST LAP TIME : 2:12.034 DIFFERENCE : 0.000

LAP	SECTOR 1	SECTOR 2	LAP TIME	MPH	DIFF	TIME OF DAY
1 -		45.998	2:18.543	77.14	6.509	17:25:30.622
2 -	***1:28.470***	***43.564***	***2:12.034 (1)***	***80.94***		***17:27:42.656***
3 -	1:29.009	44.275	2:13.284	80.19	1.250	17:29:55.940
4 -	1:28.674	44.020	2:12.694 **(2)**	80.54	0.660	17:32:08.634
5 -	1:28.964	44.151	2:13.115 **(3)**	80.29	1.081	17:34:21.749

Snetterton
Circuit Length = 2.9689 miles
Start: 17:23 Flag 17:35 End: 17:37

Weather / Track : Cloudy / Dry

BMCRC - MRO Championships 2016 - Rnd 4 @ Snetterton 300

RKB/BMCRC F1 & F2 Sidecars

RACE 19 - SECTOR ANALYSIS

SECTOR 1 = FL to I1, SECTOR 2 = I1 to FL, DIFF = Difference To Personal Best Lap

6 -	1:32.986	46.855	2:19.841	76.43	7.807	17:36:41.590

P7 136 F1 EDWARDS / EDWARDS
Yamaha REA - ECONOMY HEATING SERVICES

IDEAL LAP TIME : 2:13.903 BEST LAP TIME : 2:13.903 DIFFERENCE : 0.000

LAP	SECTOR 1	SECTOR 2	LAP TIME	MPH	DIFF	TIME OF DAY
1 -		44.855	2:21.140	75.72	7.237	17:25:33.219
2 -	***1:29.092***	***44.811***	***2:13.903 (1)***	***79.81***		***17:27:47.122***
3 -	1:29.190	45.488	2:14.678 **(2)**	79.36	0.775	17:30:01.800
4 -	1:30.493	45.664	2:16.157	78.49	2.254	17:32:17.957
5 -	1:30.831	45.277	2:16.108	78.52	2.205	17:34:34.065
6 -	1:29.917	45.712	2:15.629 **(3)**	78.80	1.726	17:36:49.694

P8 71 F2 SCHOFIELD / CASWELL
Honda Ireson - the sand witch food company

IDEAL LAP TIME : 2:14.751 BEST LAP TIME : 2:15.061 DIFFERENCE : 0.310

LAP	SECTOR 1	SECTOR 2	LAP TIME	MPH	DIFF	TIME OF DAY
1 -		45.838	2:25.001	73.71	9.940	17:25:37.080
2 -	1:31.168	44.710	2:15.878 **(3)**	78.65	0.817	17:27:52.958
3 -	1:30.684	44.561	2:15.245 **(2)**	79.02	0.184	17:30:08.203
4 -	1:31.262	45.427	2:16.689	78.19	1.628	17:32:24.892
5 -	1:30.776	***44.285***	***2:15.061 (1)***	***79.13***		***17:34:39.953***
6 -	***1:30.466***	45.444	2:15.910	78.64	0.849	17:36:55.863

P9 17 F2 SCHOFIELD / SCHOFIELD
Suzuki Windle - Witch eLiquid

IDEAL LAP TIME : 2:13.838 BEST LAP TIME : 2:14.165 DIFFERENCE : 0.327

LAP	SECTOR 1	SECTOR 2	LAP TIME	MPH	DIFF	TIME OF DAY
1 -		45.630	2:24.798	73.81	10.633	17:25:36.877
2 -	1:30.590	***44.396***	2:14.986 **(2)**	79.17	0.821	17:27:51.863
3 -	1:30.966	45.707	2:16.673 **(3)**	78.20	2.508	17:30:08.536
4 -	1:31.399	45.532	2:16.931	78.05	2.766	17:32:25.467
5 -	***1:29.442***	44.723	***2:14.165 (1)***	***79.66***		***17:34:39.632***
6 -	1:31.291	46.556	2:17.847	77.53	3.682	17:36:57.479

P10 88 F2 LONGMORE / LONGMORE
Sidecar DMR -

IDEAL LAP TIME : 2:15.369 BEST LAP TIME : 2:15.911 DIFFERENCE : 0.542

LAP	SECTOR 1	SECTOR 2	LAP TIME	MPH	DIFF	TIME OF DAY
1 -		45.183	2:23.743	74.35	7.832	17:25:35.822
2 -	***1:30.622***	45.289	***2:15.911 (1)***	***78.64***		***17:27:51.733***
3 -	1:31.665	***44.747***	2:16.412 **(2)**	78.35	0.501	17:30:08.145
4 -	1:31.632	45.855	2:17.487 **(3)**	77.73	1.576	17:32:25.632
5 -	1:30.887	50.312	2:21.199	75.69	5.288	17:34:46.831
6 -	1:34.831	46.248	2:21.079	75.75	5.168	17:37:07.910

P11 18 F2 BLACKWOOD / BLACKWOOD
Suzuki Shelbourne -

IDEAL LAP TIME : 2:17.479 BEST LAP TIME : 2:17.956 DIFFERENCE : 0.477

LAP	SECTOR 1	SECTOR 2	LAP TIME	MPH	DIFF	TIME OF DAY
1 -		46.712	2:29.063	71.70	11.107	17:25:41.142
2 -	1:33.416	45.923	2:19.339	76.70	1.383	17:28:00.481
3 -	1:32.626	46.033	2:18.659	77.08	0.703	17:30:19.140
4 -	***1:31.630***	46.533	2:18.163 **(2)**	77.35	0.207	17:32:37.303
5 -	1:32.335	***45.849***	2:18.184 **(3)**	77.34	0.228	17:34:55.487
6 -	1:31.842	46.114	***2:17.956 (1)***	***77.47***		***17:37:13.443***

P12 171 F2 HIGH / STAINTON
Honda Baker - Cartwright Bros Haulage

IDEAL LAP TIME : 2:19.254 BEST LAP TIME : 2:19.363 DIFFERENCE : 0.109

LAP	SECTOR 1	SECTOR 2	LAP TIME	MPH	DIFF	TIME OF DAY
1 -		47.549	2:31.122	70.72	11.759	17:25:43.201
2 -	1:34.309	***46.623***	2:20.932	75.83	1.569	17:28:04.133
3 -	1:32.701	46.662	***2:19.363 (1)***	***76.69***		***17:30:23.496***

Weather / Track : Cloudy / Dry

Snetterton
Circuit Length = 2.9689 miles
Start: 17:23 Flag 17:35 End: 17:37

BMCRC - MRO Championships 2016 - Rnd 4 @ Snetterton 300

RKB/BMCRC F1 & F2 Sidecars

RACE 19 - SECTOR ANALYSIS

SECTOR 1 = FL to I1, SECTOR 2 = I1 to FL, DIFF = Difference To Personal Best Lap

4 -	1:34.783	46.640	2:21.423	75.57	2.060	17:32:44.919
5 -	***1:32.631***	47.081	2:19.712 **(2)**	76.50	0.349	17:35:04.631
6 -	1:32.993	46.757	2:19.750 **(3)**	76.48	0.387	17:37:24.381

P13 20 F2 TAYLOR / FIELD Honda Ireson - SystemsAv

IDEAL LAP TIME : 2:18.880 BEST LAP TIME : 2:18.880 DIFFERENCE : 0.000

LAP	SECTOR 1	SECTOR 2	LAP TIME	MPH	DIFF	TIME OF DAY
1 -		47.585	2:30.620	70.96	11.740	17:25:42.699
2 -	1:34.643	47.443	2:22.086	75.22	3.206	17:28:04.785
3 -	1:34.415	47.699	2:22.114	75.20	3.234	17:30:26.899
4 -	1:33.994	47.993	2:21.987 **(3)**	75.27	3.107	17:32:48.886
5 -	***1:32.661***	***46.219***	***2:18.880*** **(1)**	***76.95***		***17:35:07.766***
6 -	1:33.414	47.368	2:20.782 **(2)**	75.91	1.902	17:37:28.548

P14 67 F1 PETTMAN/ JEFFREY Suzuki Windle - MJP racing

IDEAL LAP TIME : 2:20.372 BEST LAP TIME : 2:21.277 DIFFERENCE : 0.905

LAP	SECTOR 1	SECTOR 2	LAP TIME	MPH	DIFF	TIME OF DAY
1 -		47.333	2:28.590	71.92	7.313	17:25:40.669
2 -	1:34.422	***46.855***	***2:21.277*** **(1)**	***75.65***		***17:28:01.946***
3 -	***1:33.517***	48.819	2:22.336 **(2)**	75.09	1.059	17:30:24.282
4 -	1:35.793	48.908	2:24.701 **(3)**	73.86	3.424	17:32:48.983
5 -	1:36.278	49.569	2:25.847	73.28	4.570	17:35:14.830
6 -	1:36.792	49.633	2:26.425	72.99	5.148	17:37:41.255

P15 30 F1 JAMES / JAMES LCR Suzuki -

IDEAL LAP TIME : 2:25.109 BEST LAP TIME : 2:25.109 DIFFERENCE : 0.000

LAP	SECTOR 1	SECTOR 2	LAP TIME	MPH	DIFF	TIME OF DAY
1 -		49.468	2:37.698	67.77	12.589	17:25:49.777
2 -	1:38.831	50.452	2:29.283	71.59	4.174	17:28:19.060
3 -	1:38.195	49.655	2:27.850 **(3)**	72.29	2.741	17:30:46.910
4 -	1:37.903	49.587	2:27.490 **(2)**	72.46	2.381	17:33:14.400
5 -	***1:36.859***	***48.250***	***2:25.109*** **(1)**	***73.65***		***17:35:39.509***

P16 19 F1 MacBRIDE / WILKINSON Suzuki DDR -

IDEAL LAP TIME : 2:42.659 BEST LAP TIME : 2:44.146 DIFFERENCE : 1.487

LAP	SECTOR 1	SECTOR 2	LAP TIME	MPH	DIFF	TIME OF DAY
1 -		***53.633***	2:47.781	63.70	3.635	17:25:59.860
2 -	1:49.306	55.266	2:44.572 **(3)**	64.94	0.426	17:28:44.432
3 -	1:49.899	55.754	2:45.653	64.52	1.507	17:31:30.085
4 -	***1:49.026***	55.132	2:44.158 **(2)**	65.10	0.012	17:34:14.243
5 -	1:49.611	54.535	***2:44.146*** **(1)**	***65.11***		***17:36:58.389***

Snetterton
Circuit Length = 2.9689 miles
Start: 17:23 Flag 17:35 End: 17:37

Weather / Track : Cloudy / Dry

BMCRC - MRO Championships 2016 - Rnd 4 @ Snetterton 300

RKB/BMCRC F1 & F2 Sidecars

RACE 19 - BEST SECTORS

SECTOR 1				SECTOR 2			IDEAL / BEST COMPARISON					
POS	NO	NAME	TIME	NO	NAME	TIME	POS	NO	NAME	IDEAL	BEST	DIFF
									PERFECT LAP	2:00.202		
1	33	HEGARTY / HEGARTY	**1:20.957**	33	HEGARTY / HEGARTY	**39.245**	1	33	HEGARTY / HEGART	2:00.202	2:00.202	0.000
2	114	SMITH / ANDERSON	**1:23.533**	114	SMITH / ANDERSON	**40.893**	2	114	SMITH / ANDERSON	2:04.426	2:04.554	0.128
3	92	HILDIGE / HILDIGE	**1:25.786**	8	ILARIA / SAUNDERS	**42.944**	3	92	HILDIGE / HILDIGE	2:09.171	2:09.327	0.156
4	8	ILARIA / SAUNDERS	**1:27.344**	11	NICHOLLS / ANISON	**43.371**	4	8	ILARIA / SAUNDERS	2:10.288	2:10.602	0.314
5	11	NICHOLLS / ANISON	**1:28.043**	92	HILDIGE / HILDIGE	**43.385**	5	11	NICHOLLS / ANISON	2:11.414	2:11.414	0.000
6	31	MUNRO / PETTMAN	**1:28.470**	31	MUNRO / PETTMAN	**43.564**	6	31	MUNRO / PETTMAN	2:12.034	2:12.034	0.000
7	136	EDWARDS / EDWARDS	**1:29.092**	71	SCHOFIELD / CASWELL	**44.285**	7	17	SCHOFIELD / SCHOF	2:13.838	2:14.165	0.327
8	17	SCHOFIELD / SCHOFIELD	**1:29.442**	17	SCHOFIELD / SCHOFIELD	**44.396**	8	136	EDWARDS / EDWAR	2:13.903	2:13.903	0.000
9	71	SCHOFIELD / CASWELL	**1:30.466**	88	LONGMORE / LONGMORE	**44.747**	9	71	SCHOFIELD / CASWI	2:14.751	2:15.061	0.310
10	88	LONGMORE / LONGMORE	**1:30.622**	136	EDWARDS / EDWARDS	**44.811**	10	88	LONGMORE / LONGI	2:15.369	2:15.911	0.542
11	18	BLACKWOOD / BLACKWOOD	**1:31.630**	18	BLACKWOOD / BLACKWOOD	**45.849**	11	18	BLACKWOOD / BLAC	2:17.479	2:17.956	0.477
12	171	HIGH / STAINTON	**1:32.631**	20	TAYLOR / FIELD	**46.219**	12	20	TAYLOR / FIELD	2:18.880	2:18.880	0.000
13	20	TAYLOR / FIELD	**1:32.661**	171	HIGH / STAINTON	**46.623**	13	171	HIGH / STAINTON	2:19.254	2:19.363	0.109
14	67	PETTMAN/ JEFFREY	**1:33.517**	67	PETTMAN/ JEFFREY	**46.855**	14	67	PETTMAN/ JEFFREY	2:20.372	2:21.277	0.905
15	30	JAMES / JAMES	**1:36.859**	30	JAMES / JAMES	**48.250**	15	30	JAMES / JAMES	2:25.109	2:25.109	0.000
16	19	MacBRIDE / WILKINSON	**1:49.026**	19	MacBRIDE / WILKINSON	**53.633**	16	19	MacBRIDE / WILKINS	2:42.659	2:44.146	1.487

Weather / Track : Cloudy / Dry

Snetterton
Circuit Length = 2.9689 miles
Start: 17:23 Flag 17:35 End: 17:37

Results can be found at www.tsl-timing.com

Printed - 17:38 Sunday, 29 May 2016

Yamaha Past Masters & BMCRC Rookie Minitwins

Snetterton 300

28th & 29th May 2016

Results Provided by Timing Solutions Ltd
www.tsl-timing.com

Snetterton 300

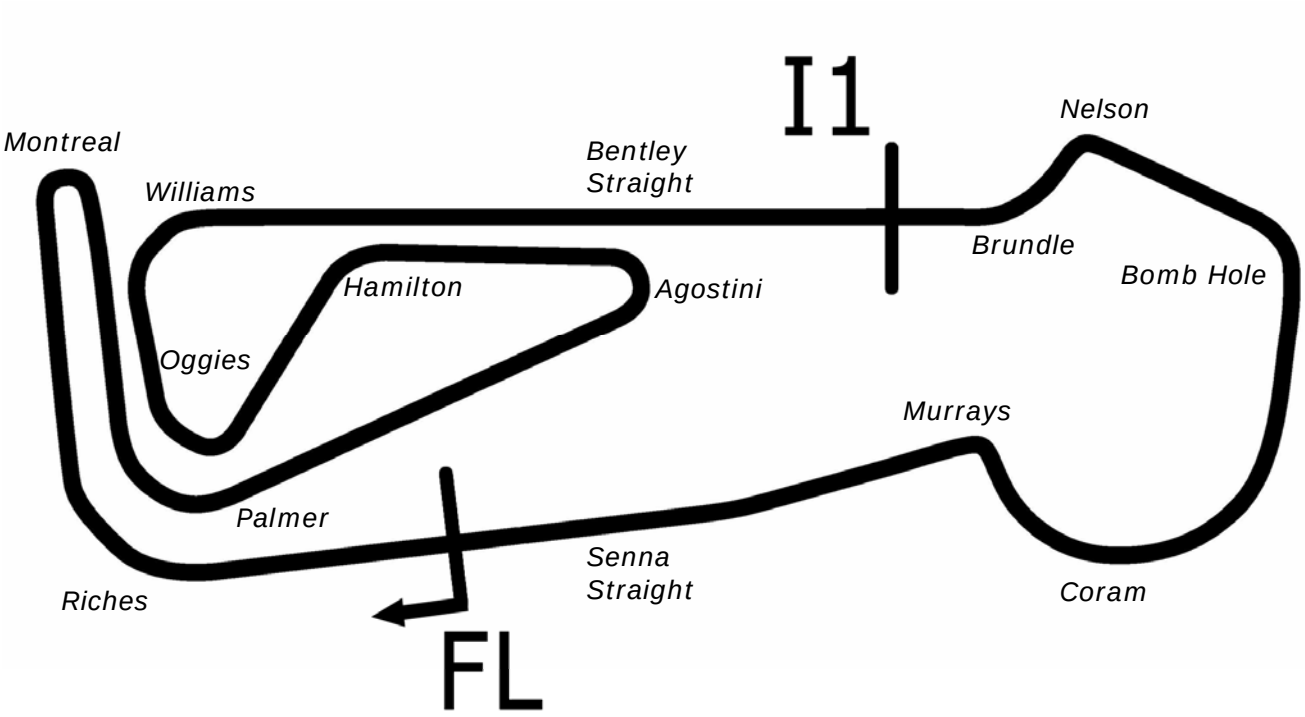

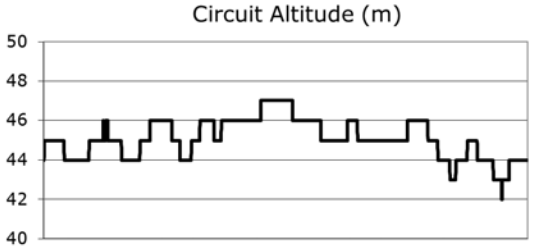

Length	2.9689 miles	4778.0 m	
FL		52.46340 N	0.94476 E
I1	3198m	52.46617 N	0.94964 E
Pit Entry	4572m	52.46364 N	0.94774 E
Pit Exit	40m after FL	52.46338 N	0.94420 E

Pit Entry–Pit Exit 246m, 14.7s @60kph, 11.0s @80kph

All results available at www.tsl-timing.com

BMCRC - MRO Championships 2016 - Rnd 4 @ Snetterton 300

DFDS Seaways Yamaha Past Masters & BMCRC Rookie Minitwins

QUALIFYING - CLASSIFICATION

CLASS : Rookie Minitwins

POS	NO	CL	NAME	ENTRY	TIME	ON	LAPS	GAP	DIFF	MPH
1	991	RMT	Marc CUNNINGHAM	Suzuki -	2:08.793	6	7			82.98
2	174	RMT	Daniel SINGLETON	Suzuki - SDC	2:09.028	5	7	0.235	0.235	82.83
3	147	RMT	Thomas WATSON	Suzuki - Motorsportdays.com TEA Time Racing	2:11.597	3	6	2.804	2.569	81.21
4	12	RMT	Stephen EDWARDS	Suzuki -	2:11.719	3	7	2.926	0.122	81.14
5	175	RMT	Richard TYRER	Suzuki -	2:13.288	6	7	4.495	1.569	80.18
6	99	RMT	Ben CATT	Suzuki -	2:14.048	4	6	5.255	0.760	79.73
7	24	RMT	Alex SIMMONS	Suzuki - Westcountry Windings	2:14.367	5	7	5.574	0.319	79.54
8	17	RMT	Ieva BAUBLYTE	Suzuki - 1st Moto Solutions	2:14.677	4	6	5.884	0.310	79.36
9	911	RMT	Kaine SHERIFF	Suzuki - Yorkshire Motorhomes	2:15.555	5	6	6.762	0.878	78.84
10	169	RMT	Justin SHARP	Kawasaki - SDC	2:16.141	4	6	7.348	0.586	78.50
11	77	RMT	Arran KEMP	Suzuki - A.V.Ceilings	2:16.207	4	6	7.414	0.066	78.46
12	159	RMT	Thurstan GREEN	Suzuki -	2:16.993	4	6	8.200	0.786	78.01
13	16	RMT	Geoff LANSDELL	Suzuki - EPG Domestic	2:23.764	4	6	14.971	6.771	74.34
14	43	RMT	Robert DAVIE	Suzuki -	2:24.209	5	6	15.416	0.445	74.11
15	113	RMT	Sam ELKINS	Suzuki - Me Old Man	2:28.123	1	1	19.330	3.914	72.15
16	728	RMT	David DOWNING	Suzuki -	2:28.160	5	6	19.367	0.037	72.13
17	73	RMT	Dror GENSLER	Suzuki -	2:34.308	4	4	25.515	6.148	69.26
18	26	RMT	Steven DOLAN	Suzuki -	2:42.279	5	5	33.486	7.971	65.86

CLASS : YPM

POS	NO	CL	NAME	ENTRY	TIME	ON	LAPS	GAP	DIFF	MPH
1	48	YPM	Mark TAYLOR	Yamaha - B K NOLTE contracts limited	2:12.578	4	5			80.61
2	1	YPM	Matt BARBER	Yamaha -	2:13.042	4	6	0.464	0.464	80.33
3	81	YPM	Scott GRANT	Yamaha - SEAGER engineering/ Motaa Cycle Parts	2:14.302	4	5	1.724	1.260	79.58
4	7	YPM	Joe BALDRY	Yamaha -	2:17.661	5	6	5.083	3.359	77.64
5	101	YPM	Andrew DAVIES	Yamaha - GIBSON EXHAUSTS	2:17.670	4	6	5.092	0.009	77.63
6	69	YPM	Richard SAWYER	Yamaha -	2:18.966	5	6	6.388	1.296	76.91
7	55	YPM	Paul TOLAND	Yamaha -	2:19.226	4	6	6.648	0.260	76.76
8	74	YPM	Paul WHITBY	Yamaha - Prestige Decor Ltd	2:19.449	5	6	6.871	0.223	76.64
9	58	YPM	Steve REDHEAD	Yamaha - Binx Racing	2:19.946	4	6	7.368	0.497	76.37
10	18	YPM	Marc PRENTICE	Yamaha - Mungo Marine Ltd	2:19.953	5	6	7.375	0.007	76.36
11	29	YPM	Giles HARWOOD	Yamaha -	2:20.495	5	6	7.917	0.542	76.07
12	88	YPM	Peter MANNERING	Yamaha - Mbc dispatch	2:21.559	4	6	8.981	1.064	75.50
13	13	YPM	Doug EDMONDSON	Yamaha - Wave Racing Developments	2:22.296	2	5	9.718	0.737	75.11
14	11	YPM	Paul MIDDLETON	Yamaha - Neil Zwartouw Carpentry	2:23.524	4	6	10.946	1.228	74.46
15	83	YPM	Malcolm HUTCHEON	Yamaha -	2:25.301	5	6	12.723	1.777	73.55
16	52	YPM	Tim HALL	Yamaha -	2:26.252	5	6	13.674	0.951	73.07
17	5	YPM	Max HOUSE	Yamaha -	2:26.724	4	6	14.146	0.472	72.84
18	34	YPM	Mark EWENS	Yamaha -	2:27.445	6	6	14.867	0.721	72.48
19	41	YPM	David ABRAHAM	Yamaha -	2:28.460	6	6	15.882	1.015	71.99
20	27	YPM	David PATERSON	Yamaha - Arnold Self Drive	2:33.336	2	5	20.758	4.876	69.70
21	90	YPM	Mark ELLERAY	Yamaha - Abbot Solutions Ltd	2:37.244	2	2	24.666	3.908	67.97
22	59	YPM	Neil HESMAN	Yamaha - Farkham Hall	2:40.184	3	5	27.606	2.940	66.72
23	25	YPM	Allan SEXTON	Yamaha - Poole Motorcycles Ltd	2:52.954	4	5	40.376	12.770	61.79

Snetterton
Circuit Length = 2.9689 miles
Start: 10:50 Flag 11:04 End: 11:07

Weather / Track : Cloudy / Dry

These results are provisional until the conclusion of any judicial and technical matters.

Clerk Of Course :		Timekeeper :

Results can be found at www.tsl-timing.com

Printed - 11:07 Saturday, 28 May 2016

BMCRC - MRO Championships 2016 - Rnd 4 @ Snetterton 300

DFDS Seaways Yamaha Past Masters & BMCRC Rookie Minitwins

QUALIFYING - SECTOR ANALYSIS

SECTOR 1 = FL to I1, SECTOR 2 = I1 to FL, DIFF = Difference To Personal Best Lap

P1 991 RMT Marc CUNNINGHAM Suzuki -

IDEAL LAP TIME : 2:08.502 BEST LAP TIME : 2:08.793 DIFFERENCE : 0.291

LAP	SECTOR 1	SECTOR 2	LAP TIME	MPH	DIFF	TIME OF DAY
1 -	1:36.493	48.190	2:24.683	73.87	15.890	10:53:09.610
2 -	1:27.046	44.940	2:11.986	80.97	3.193	10:55:21.596
3 -	1:25.640	51.964	2:17.604	77.67	8.811	10:57:39.200
4 -	1:31.846	46.906	2:18.752	77.03	9.959	10:59:57.952
5 -	***1:25.213***	44.612	2:09.825 **(2)**	82.32	1.032	11:02:07.777
6 -	1:25.465	43.328	***2:08.793*** **(1)**	***82.98***		***11:04:16.570***
7 -	1:26.958	***43.289***	2:10.247 **(3)**	82.06	1.454	11:06:26.817

P2 174 RMT Daniel SINGLETON Suzuki - SDC

IDEAL LAP TIME : 2:08.006 BEST LAP TIME : 2:09.028 DIFFERENCE : 1.022

LAP	SECTOR 1	SECTOR 2	LAP TIME	MPH	DIFF	TIME OF DAY
1 -	1:28.224	43.313	2:11.537	81.25	2.509	10:52:53.538
2 -	1:26.589	42.570	2:09.159 **(2)**	82.75	0.131	10:55:02.697
3 -	1:26.498	42.966	2:09.464 **(3)**	82.55	0.436	10:57:12.161
4 -	1:26.889	44.089	2:10.978	81.60	1.950	10:59:23.139
5 -	***1:25.610***	43.418	***2:09.028*** **(1)**	***82.83***		***11:01:32.167***
6 -	1:28.246	42.646	2:10.892	81.65	1.864	11:03:43.059
7 -	1:28.538	***42.396***	2:10.934	81.62	1.906	11:05:53.993

P3 147 RMT Thomas WATSON Suzuki - Motorsportdays.com TEA Time Racing

IDEAL LAP TIME : 2:11.198 BEST LAP TIME : 2:11.597 DIFFERENCE : 0.399

LAP	SECTOR 1	SECTOR 2	LAP TIME	MPH	DIFF	TIME OF DAY
1 -	1:35.640	50.677	2:26.317	73.04	14.720	10:53:12.320
2 -	1:29.330	***43.588***	2:12.918 **(2)**	80.41	1.321	10:55:25.238
3 -	***1:27.610***	43.987	***2:11.597*** **(1)**	***81.21***		***10:57:36.835***
4 -	1:28.112	1:05.258	2:33.370	69.68	21.773	11:00:10.205
5 -	1:36.751	46.834	2:23.585	74.43	11.988	11:02:33.790
6 -	1:30.568	45.121	2:15.689 **(3)**	78.76	4.092	11:04:49.479

P4 12 RMT Stephen EDWARDS Suzuki -

IDEAL LAP TIME : 2:11.719 BEST LAP TIME : 2:11.719 DIFFERENCE : 0.000

LAP	SECTOR 1	SECTOR 2	LAP TIME	MPH	DIFF	TIME OF DAY
1 -	1:36.598	47.793	2:24.391	74.02	12.672	10:53:08.525
2 -	1:28.079	45.490	2:13.569 **(2)**	80.01	1.850	10:55:22.094
3 -	***1:27.114***	***44.605***	***2:11.719*** **(1)**	***81.14***		***10:57:33.813***
4 -	1:29.375	46.180	2:15.555	78.84	3.836	10:59:49.368
5 -	1:28.727	45.810	2:14.537 **(3)**	79.44	2.818	11:02:03.905
6 -	1:30.782	44.672	2:15.454	78.90	3.735	11:04:19.359
7 -	1:29.781	46.165	2:15.946	78.62	4.227	11:06:35.305

P5 48 YPM Mark TAYLOR Yamaha - B K NOLTE contracts limited

IDEAL LAP TIME : 2:11.980 BEST LAP TIME : 2:12.578 DIFFERENCE : 0.598

LAP	SECTOR 1	SECTOR 2	LAP TIME	MPH	DIFF	TIME OF DAY
1 -	1:38.297	45.039	2:23.336	74.56	10.758	10:53:32.854
2 -	1:30.079	44.033	2:14.112 **(3)**	79.69	1.534	10:55:46.966
3 -	1:29.772	44.018	2:13.790 **(2)**	79.88	1.212	10:58:00.756
4 -	1:28.989	***43.589***	***2:12.578*** **(1)**	***80.61***		***11:00:13.334***
5 -	1:35.689	44.778	2:20.467	76.08	7.889	11:02:33.801

P6 1 YPM Matt BARBER Yamaha -

IDEAL LAP TIME : 2:12.273 BEST LAP TIME : 2:13.042 DIFFERENCE : 0.769

LAP	SECTOR 1	SECTOR 2	LAP TIME	MPH	DIFF	TIME OF DAY
1 -	1:39.427	47.993	2:27.420	72.50	14.378	10:53:36.120
2 -	1:31.161	44.505	2:15.666	78.78	2.624	10:55:51.786
3 -	1:30.061	44.180	2:14.241 **(3)**	79.61	1.199	10:58:06.027

Weather / Track : Cloudy / Dry

Snetterton
Circuit Length = 2.9689 miles
Start: 10:50 Flag 11:04 End: 11:07

BMCRC - MRO Championships 2016 - Rnd 4 @ Snetterton 300

DFDS Seaways Yamaha Past Masters & BMCRC Rookie Minitwins

QUALIFYING - SECTOR ANALYSIS

SECTOR 1 = FL to I1, SECTOR 2 = I1 to FL, DIFF = Difference To Personal Best Lap

4 -	1:29.420	***43.622***	***2:13.042***	**(1)**	***80.33***		***11:00:19.069***
5 -	1:29.320	44.953	2:14.273		79.59	1.231	11:02:33.342
6 -	***1:28.651***	44.739	2:13.390	**(2)**	80.12	0.348	11:04:46.732

P7 175 RMT Richard TYRER Suzuki -

IDEAL LAP TIME : 2:13.288 BEST LAP TIME : 2:13.288 DIFFERENCE : 0.000

LAP	SECTOR 1	SECTOR 2	LAP TIME		MPH	DIFF	TIME OF DAY
1 -	1:36.647	46.148	2:22.795		74.84	9.507	10:53:06.874
2 -	1:29.793	45.700	2:15.493		78.88	2.205	10:55:22.367
3 -	1:29.145	44.488	2:13.633	**(2)**	79.98	0.345	10:57:36.000
4 -	1:30.019	45.194	2:15.213		79.04	1.925	10:59:51.213
5 -	1:31.399	44.877	2:16.276		78.42	2.988	11:02:07.489
6 -	***1:28.808***	***44.480***	***2:13.288***	**(1)**	***80.18***		***11:04:20.777***
7 -	1:29.735	44.811	2:14.546	**(3)**	79.43	1.258	11:06:35.323

P8 99 RMT Ben CATT Suzuki -

IDEAL LAP TIME : 2:14.048 BEST LAP TIME : 2:14.048 DIFFERENCE : 0.000

LAP	SECTOR 1	SECTOR 2	LAP TIME		MPH	DIFF	TIME OF DAY
1 -	1:36.560	51.192	2:27.752		72.33	13.704	10:53:13.928
2 -	1:29.726	45.235	2:14.961	**(2)**	79.19	0.913	10:55:28.889
3 -	1:33.618	45.956	2:19.574		76.57	5.526	10:57:48.463
4 -	***1:29.345***	***44.703***	***2:14.048***	**(1)**	***79.73***		***11:00:02.511***
5 -	1:34.077	45.156	2:19.233		76.76	5.185	11:02:21.744
6 -	1:29.643	45.894	2:15.537	**(3)**	78.85	1.489	11:04:37.281

P9 81 YPM Scott GRANT Yamaha - SEAGER engineering/ Motaa Cycle Parts

IDEAL LAP TIME : 2:13.842 BEST LAP TIME : 2:14.302 DIFFERENCE : 0.460

LAP	SECTOR 1	SECTOR 2	LAP TIME		MPH	DIFF	TIME OF DAY
1 -	1:38.221	47.134	2:25.355		73.53	11.053	10:53:36.493
2 -	1:31.007	45.064	2:16.071		78.54	1.769	10:55:52.564
3 -	1:30.139	44.337	2:14.476	**(2)**	79.47	0.174	10:58:07.040
4 -	***1:29.535***	44.767	***2:14.302***	**(1)**	***79.58***		***11:00:21.342***
5 -	1:30.680	***44.307***	2:14.987	**(3)**	79.17	0.685	11:02:36.329

P10 24 RMT Alex SIMMONS Suzuki - Westcountry Windings

IDEAL LAP TIME : 2:14.367 BEST LAP TIME : 2:14.367 DIFFERENCE : 0.000

LAP	SECTOR 1	SECTOR 2	LAP TIME		MPH	DIFF	TIME OF DAY
1 -	1:32.000	46.010	2:18.010		77.44	3.643	10:52:59.948
2 -	1:30.776	45.395	2:16.171	**(3)**	78.49	1.804	10:55:16.119
3 -	1:31.382	45.899	2:17.281		77.85	2.914	10:57:33.400
4 -	1:29.834	45.838	2:15.672	**(2)**	78.77	1.305	10:59:49.072
5 -	***1:29.046***	***45.321***	***2:14.367***	**(1)**	***79.54***		***11:02:03.439***
6 -	1:31.613	45.553	2:17.166		77.92	2.799	11:04:20.605
7 -	1:44.121	49.447	2:33.568		69.59	19.201	11:06:54.173

P11 17 RMT Ieva BAUBLYTE Suzuki - 1st Moto Solutions

IDEAL LAP TIME : 2:14.677 BEST LAP TIME : 2:14.677 DIFFERENCE : 0.000

LAP	SECTOR 1	SECTOR 2	LAP TIME		MPH	DIFF	TIME OF DAY
1 -	1:39.218	47.807	2:27.025		72.69	12.348	10:53:14.485
2 -	1:32.088	45.663	2:17.751		77.58	3.074	10:55:32.236
3 -	1:30.891	45.314	2:16.205	**(3)**	78.47	1.528	10:57:48.441
4 -	***1:30.079***	***44.598***	***2:14.677***	**(1)**	***79.36***		***11:00:03.118***
5 -	1:32.816	45.398	2:18.214		77.32	3.537	11:02:21.332
6 -	1:30.221	45.942	2:16.163	**(2)**	78.49	1.486	11:04:37.495

P12 911 RMT Kaine SHERIFF Suzuki - Yorkshire Motorhomes

IDEAL LAP TIME : 2:15.555 BEST LAP TIME : 2:15.555 DIFFERENCE : 0.000

LAP	SECTOR 1	SECTOR 2	LAP TIME	MPH	DIFF	TIME OF DAY

Weather / Track : Cloudy / Dry

Snetterton
Circuit Length = 2.9689 miles
Start: 10:50 Flag 11:04 End: 11:07

BMCRC - MRO Championships 2016 - Rnd 4 @ Snetterton 300

DFDS Seaways Yamaha Past Masters & BMCRC Rookie Minitwins

QUALIFYING - SECTOR ANALYSIS

SECTOR 1 = FL to I1, SECTOR 2 = I1 to FL, DIFF = Difference To Personal Best Lap

1 -	1:35.134	48.149	2:23.283		74.59	7.728	10:53:10.869
2 -	1:31.319	45.761	2:17.080		77.96	1.525	10:55:27.949
3 -	1:30.669	45.573	2:16.242	(2)	78.44	0.687	10:57:44.191
4 -	1:31.106	45.390	2:16.496	(3)	78.30	0.941	11:00:00.687
5 -	***1:30.277***	***45.278***	***2:15.555***	**(1)**	***78.84***		***11:02:16.242***
6 -	1:30.478	47.211	2:17.689		77.62	2.134	11:04:33.931

P13 169 RMT Justin SHARP — Kawasaki - SDC

IDEAL LAP TIME : 2:15.539 BEST LAP TIME : 2:16.141 DIFFERENCE : 0.602

LAP	SECTOR 1	SECTOR 2	LAP TIME		MPH	DIFF	TIME OF DAY
1 -	1:39.122	49.895	2:29.017		71.72	12.876	10:53:16.386
2 -	1:31.513	47.755	2:19.268		76.74	3.127	10:55:35.654
3 -	1:30.669	46.212	2:16.881	(3)	78.08	0.740	10:57:52.535
4 -	***1:30.112***	46.029	***2:16.141***	**(1)**	***78.50***		***11:00:08.676***
5 -	1:30.690	47.025	2:17.715		77.61	1.574	11:02:26.391
6 -	1:30.785	***45.427***	2:16.212	(2)	78.46	0.071	11:04:42.603

P14 77 RMT Arran KEMP — Suzuki - A.V.Ceilings

IDEAL LAP TIME : 2:15.824 BEST LAP TIME : 2:16.207 DIFFERENCE : 0.383

LAP	SECTOR 1	SECTOR 2	LAP TIME		MPH	DIFF	TIME OF DAY
1 -	1:37.208	49.033	2:26.241		73.08	10.034	10:53:11.589
2 -	1:31.132	45.801	2:16.933	(3)	78.05	0.726	10:55:28.522
3 -	1:30.774	48.383	2:19.157		76.80	2.950	10:57:47.679
4 -	***1:30.545***	45.662	***2:16.207***	**(1)**	***78.46***		***11:00:03.886***
5 -	1:31.275	***45.279***	2:16.554	(2)	78.27	0.347	11:02:20.440
6 -	1:30.911	46.388	2:17.299		77.84	1.092	11:04:37.739

P15 159 RMT Thurstan GREEN — Suzuki -

IDEAL LAP TIME : 2:16.341 BEST LAP TIME : 2:16.993 DIFFERENCE : 0.652

LAP	SECTOR 1	SECTOR 2	LAP TIME		MPH	DIFF	TIME OF DAY
1 -	1:36.385	48.962	2:25.347		73.53	8.354	10:53:10.162
2 -	1:31.485	45.818	2:17.303	(3)	77.84	0.310	10:55:27.465
3 -	1:31.044	46.755	2:17.799		77.56	0.806	10:57:45.264
4 -	***1:30.558***	46.435	***2:16.993***	**(1)**	***78.01***		***11:00:02.257***
5 -	1:31.502	***45.783***	2:17.285	(2)	77.85	0.292	11:02:19.542
6 -	1:31.359	46.234	2:17.593		77.67	0.600	11:04:37.135

P16 7 YPM Joe BALDRY — Yamaha -

IDEAL LAP TIME : 2:17.516 BEST LAP TIME : 2:17.661 DIFFERENCE : 0.145

LAP	SECTOR 1	SECTOR 2	LAP TIME		MPH	DIFF	TIME OF DAY
1 -	1:44.566	47.532	2:32.098		70.27	14.437	10:53:46.920
2 -	1:34.844	46.958	2:21.802		75.37	4.141	10:56:08.722
3 -	1:33.524	45.991	2:19.515		76.60	1.854	10:58:28.237
4 -	1:32.530	45.967	2:18.497	(2)	77.17	0.836	11:00:46.734
5 -	***1:32.017***	45.644	***2:17.661***	**(1)**	***77.64***		***11:03:04.395***
6 -	1:33.712	***45.499***	2:19.211	(3)	76.77	1.550	11:05:23.606

P17 101 YPM Andrew DAVIES — Yamaha - GIBSON EXHAUSTS

IDEAL LAP TIME : 2:17.670 BEST LAP TIME : 2:17.670 DIFFERENCE : 0.000

LAP	SECTOR 1	SECTOR 2	LAP TIME		MPH	DIFF	TIME OF DAY
1 -	1:39.525	47.882	2:27.407		72.50	9.737	10:53:38.712
2 -	1:35.888	46.655	2:22.543		74.98	4.873	10:56:01.255
3 -	1:32.682	45.625	2:18.307	(2)	77.27	0.637	10:58:19.562
4 -	***1:32.373***	***45.297***	***2:17.670***	**(1)**	***77.63***		***11:00:37.232***
5 -	1:32.917	46.067	2:18.984	(3)	76.90	1.314	11:02:56.216
6 -	1:33.372	46.540	2:19.912		76.39	2.242	11:05:16.128

Weather / Track : Cloudy / Dry

Snetterton
Circuit Length = 2.9689 miles
Start: 10:50 Flag 11:04 End: 11:07

BMCRC - MRO Championships 2016 - Rnd 4 @ Snetterton 300

DFDS Seaways Yamaha Past Masters & BMCRC Rookie Minitwins

QUALIFYING - SECTOR ANALYSIS

SECTOR 1 = FL to I1, SECTOR 2 = I1 to FL, DIFF = Difference To Personal Best Lap

P18 69 YPM Richard SAWYER Yamaha -

IDEAL LAP TIME : 2:18.835 BEST LAP TIME : 2:18.966 DIFFERENCE : 0.131

LAP	SECTOR 1	SECTOR 2	LAP TIME	MPH	DIFF	TIME OF DAY
1 -	1:45.286	49.223	2:34.509	69.17	15.543	10:53:49.730
2 -	1:37.217	47.112	2:24.329	74.05	5.363	10:56:14.059
3 -	1:34.705	47.996	2:22.701	74.89	3.735	10:58:36.760
4 -	1:33.615	***45.711***	2:19.326 **(2)**	76.71	0.360	11:00:56.086
5 -	***1:33.124***	45.842	***2:18.966*** **(1)**	***76.91***		***11:03:15.052***
6 -	1:33.755	46.646	2:20.401 **(3)**	76.12	1.435	11:05:35.453

P19 55 YPM Paul TOLAND Yamaha -

IDEAL LAP TIME : 2:19.226 BEST LAP TIME : 2:19.226 DIFFERENCE : 0.000

LAP	SECTOR 1	SECTOR 2	LAP TIME	MPH	DIFF	TIME OF DAY
1 -	1:39.090	48.346	2:27.436	72.49	8.210	10:53:37.894
2 -	1:34.364	46.624	2:20.988	75.80	1.762	10:55:58.882
3 -	1:33.328	46.672	2:20.000 **(2)**	76.34	0.774	10:58:18.882
4 -	***1:33.080***	***46.146***	***2:19.226*** **(1)**	***76.76***		***11:00:38.108***
5 -	1:34.967	48.143	2:23.110	74.68	3.884	11:03:01.218
6 -	1:34.190	46.169	2:20.359 **(3)**	76.14	1.133	11:05:21.577

P20 74 YPM Paul WHITBY Yamaha - Prestige Decor Ltd

IDEAL LAP TIME : 2:19.288 BEST LAP TIME : 2:19.449 DIFFERENCE : 0.161

LAP	SECTOR 1	SECTOR 2	LAP TIME	MPH	DIFF	TIME OF DAY
1 -	1:45.798	49.559	2:35.357	68.79	15.908	10:53:50.259
2 -	1:37.070	47.863	2:24.933	73.74	5.484	10:56:15.192
3 -	1:33.510	48.714	2:22.224	75.14	2.775	10:58:37.416
4 -	1:33.421	***46.221***	2:19.642 **(2)**	76.53	0.193	11:00:57.058
5 -	***1:33.067***	46.382	***2:19.449*** **(1)**	***76.64***		***11:03:16.507***
6 -	1:33.258	46.445	2:19.703 **(3)**	76.50	0.254	11:05:36.210

P21 58 YPMC Steve REDHEAD Yamaha - Binx Racing

IDEAL LAP TIME : 2:19.754 BEST LAP TIME : 2:19.946 DIFFERENCE : 0.192

LAP	SECTOR 1	SECTOR 2	LAP TIME	MPH	DIFF	TIME OF DAY
1 -	1:41.617	48.242	2:29.859	71.32	9.913	10:53:44.465
2 -	1:34.051	49.909	2:23.960	74.24	4.014	10:56:08.425
3 -	1:34.154	46.719	2:20.873 **(3)**	75.87	0.927	10:58:29.298
4 -	1:33.511	***46.435***	***2:19.946*** **(1)**	***76.37***		***11:00:49.244***
5 -	***1:33.319***	46.699	2:20.018 **(2)**	76.33	0.072	11:03:09.262
6 -	1:34.542	47.855	2:22.397	75.05	2.451	11:05:31.659

P22 18 YPMC Marc PRENTICE Yamaha - Mungo Marine Ltd

IDEAL LAP TIME : 2:19.745 BEST LAP TIME : 2:19.953 DIFFERENCE : 0.208

LAP	SECTOR 1	SECTOR 2	LAP TIME	MPH	DIFF	TIME OF DAY
1 -	1:40.105	46.700	2:26.805	72.80	6.852	10:53:41.531
2 -	1:36.787	49.403	2:26.190	73.11	6.237	10:56:07.721
3 -	1:34.888	46.377	2:21.265 **(3)**	75.65	1.312	10:58:28.986
4 -	1:34.125	***46.300***	2:20.425 **(2)**	76.11	0.472	11:00:49.411
5 -	***1:33.445***	46.508	***2:19.953*** **(1)**	***76.36***		***11:03:09.364***
6 -	1:34.719	47.405	2:22.124	75.20	2.171	11:05:31.488

P23 29 YPMC Giles HARWOOD Yamaha -

IDEAL LAP TIME : 2:19.395 BEST LAP TIME : 2:20.495 DIFFERENCE : 1.100

LAP	SECTOR 1	SECTOR 2	LAP TIME	MPH	DIFF	TIME OF DAY
1 -	1:59.303	54.282	2:53.585	61.57	33.090	10:54:14.142
2 -	1:35.751	49.424	2:25.175	73.62	4.680	10:56:39.317
3 -	1:34.980	46.908	2:21.888	75.32	1.393	10:59:01.205
4 -	1:34.130	***46.630***	2:20.760 **(2)**	75.93	0.265	11:01:21.965
5 -	1:33.548	46.947	***2:20.495*** **(1)**	***76.07***		***11:03:42.460***

Snetterton
Circuit Length = 2.9689 miles
Start: 10:50 Flag 11:04 End: 11:07

Weather / Track : Cloudy / Dry

BMCRC - MRO Championships 2016 - Rnd 4 @ Snetterton 300

DFDS Seaways Yamaha Past Masters & BMCRC Rookie Minitwins

QUALIFYING - SECTOR ANALYSIS

SECTOR 1 = FL to I1, SECTOR 2 = I1 to FL, DIFF = Difference To Personal Best Lap

6 -	***1:32.765***	48.236	2:21.001 **(3)**	75.80	0.506	11:06:03.461

P24 88 YPM Peter MANNERING Yamaha - Mbc dispatch

IDEAL LAP TIME : 2:21.552 BEST LAP TIME : 2:21.559 DIFFERENCE : 0.007

LAP	SECTOR 1	SECTOR 2	LAP TIME	MPH	DIFF	TIME OF DAY
1 -	1:51.035	49.769	2:40.804	66.46	19.245	10:54:00.020
2 -	1:35.049	48.112	2:23.161	74.65	1.602	10:56:23.181
3 -	1:35.489	47.678	2:23.167	74.65	1.608	10:58:46.348
4 -	***1:34.203***	47.356	***2:21.559*** **(1)**	***75.50***		***11:01:07.907***
5 -	1:34.643	***47.349***	2:21.992 **(2)**	75.27	0.433	11:03:29.899
6 -	1:34.983	47.878	2:22.861 **(3)**	74.81	1.302	11:05:52.760

P25 13 YPM Doug EDMONDSON Yamaha - Wave Racing Developments

IDEAL LAP TIME : 2:19.039 BEST LAP TIME : 2:22.296 DIFFERENCE : 3.257

LAP	SECTOR 1	SECTOR 2	LAP TIME	MPH	DIFF	TIME OF DAY
1 -	1:52.991	49.370	2:42.361 **(3)**	65.82	20.065	10:54:01.316
2 -	1:34.717	47.579	***2:22.296*** **(1)**	***75.11***		***10:56:23.612***
3 -	2:20.183	49.889	3:10.072	56.23	47.776	10:59:33.684
4 -	***1:34.004***	48.299	2:22.303 **(2)**	75.10	0.007	11:01:55.987
5 -	2:18.077	***45.035***	3:03.112	58.36	40.816	11:04:59.099

P26 11 YPMR Paul MIDDLETON Yamaha - Neil Zwartouw Carpentry

IDEAL LAP TIME : 2:22.933 BEST LAP TIME : 2:23.524 DIFFERENCE : 0.591

LAP	SECTOR 1	SECTOR 2	LAP TIME	MPH	DIFF	TIME OF DAY
1 -	1:41.964	48.620	2:30.584	70.97	7.060	10:53:44.375
2 -	1:38.130	48.346	2:26.476	72.96	2.952	10:56:10.851
3 -	1:37.728	49.597	2:27.325	72.54	3.801	10:58:38.176
4 -	***1:35.695***	47.829	***2:23.524*** **(1)**	***74.46***		***11:01:01.700***
5 -	1:36.772	48.019	2:24.791 **(3)**	73.81	1.267	11:03:26.491
6 -	1:37.489	***47.238***	2:24.727 **(2)**	73.84	1.203	11:05:51.218

P27 16 RMT Geoff LANSDELL Suzuki - EPG Domestic

IDEAL LAP TIME : 2:23.638 BEST LAP TIME : 2:23.764 DIFFERENCE : 0.126

LAP	SECTOR 1	SECTOR 2	LAP TIME	MPH	DIFF	TIME OF DAY
1 -	1:37.534	50.719	2:28.253	72.09	4.489	10:53:11.387
2 -	1:35.526	48.810	2:24.336	74.05	0.572	10:55:35.723
3 -	1:35.492	48.687	2:24.179 **(3)**	74.13	0.415	10:57:59.902
4 -	1:35.273	***48.491***	***2:23.764*** **(1)**	***74.34***		***11:00:23.666***
5 -	1:35.504	50.095	2:25.599	73.40	1.835	11:02:49.265
6 -	***1:35.147***	48.722	2:23.869 **(2)**	74.29	0.105	11:05:13.134

P28 43 RMT Robert DAVIE Suzuki -

IDEAL LAP TIME : 2:24.067 BEST LAP TIME : 2:24.209 DIFFERENCE : 0.142

LAP	SECTOR 1	SECTOR 2	LAP TIME	MPH	DIFF	TIME OF DAY
1 -	1:41.287	51.222	2:32.509	70.08	8.300	10:53:20.183
2 -	1:36.995	49.161	2:26.156	73.12	1.947	10:55:46.339
3 -	***1:35.547***	48.730	2:24.277 **(2)**	74.08	0.068	10:58:10.616
4 -	1:36.485	49.073	2:25.558 **(3)**	73.42	1.349	11:00:36.174
5 -	1:35.689	***48.520***	***2:24.209*** **(1)**	***74.11***		***11:03:00.383***
6 -	1:39.835	50.062	2:29.897	71.30	5.688	11:05:30.280

P29 83 YPM Malcolm HUTCHEON Yamaha -

IDEAL LAP TIME : 2:24.663 BEST LAP TIME : 2:25.301 DIFFERENCE : 0.638

LAP	SECTOR 1	SECTOR 2	LAP TIME	MPH	DIFF	TIME OF DAY
1 -	1:47.536	50.346	2:37.882	67.69	12.581	10:53:49.947
2 -	1:38.472	48.621	2:27.093	72.66	1.792	10:56:17.040
3 -	1:37.850	***48.510***	2:26.360 **(3)**	73.02	1.059	10:58:43.400
4 -	1:37.108	49.159	2:26.267 **(2)**	73.07	0.966	11:01:09.667

Weather / Track : Cloudy / Dry

Snetterton
Circuit Length = 2.9689 miles
Start: 10:50 Flag 11:04 End: 11:07

BMCRC - MRO Championships 2016 - Rnd 4 @ Snetterton 300

DFDS Seaways Yamaha Past Masters & BMCRC Rookie Minitwins

QUALIFYING - SECTOR ANALYSIS

SECTOR 1 = FL to I1, SECTOR 2 = I1 to FL, DIFF = Difference To Personal Best Lap

5 -	***1:36.153***	49.148	***2:25.301***	**(1)**	***73.55***		***11:03:34.968***
6 -	1:38.347	51.291	2:29.638		71.42	4.337	11:06:04.606

P30 52 YPMC Tim HALL Yamaha -

IDEAL LAP TIME : 2:25.737 BEST LAP TIME : 2:26.252 DIFFERENCE : 0.515

LAP	SECTOR 1	SECTOR 2	LAP TIME		MPH	DIFF	TIME OF DAY
1 -	1:44.398	50.705	2:35.103		68.90	8.851	10:53:48.373
2 -	1:38.972	***49.038***	2:28.010		72.21	1.758	10:56:16.383
3 -	1:37.628	49.195	2:26.823	**(3)**	72.79	0.571	10:58:43.206
4 -	1:37.201	49.134	2:26.335	**(2)**	73.03	0.083	11:01:09.541
5 -	***1:36.699***	49.553	***2:26.252***	**(1)**	***73.07***		***11:03:35.793***
6 -	1:37.874	51.412	2:29.286		71.59	3.034	11:06:05.079

P31 5 YPMR Max HOUSE Yamaha -

IDEAL LAP TIME : 2:26.220 BEST LAP TIME : 2:26.724 DIFFERENCE : 0.504

LAP	SECTOR 1	SECTOR 2	LAP TIME		MPH	DIFF	TIME OF DAY
1 -	1:42.328	49.423	2:31.751		70.43	5.027	10:53:44.342
2 -	1:38.202	49.760	2:27.962		72.23	1.238	10:56:12.304
3 -	1:37.633	50.119	2:27.752		72.33	1.028	10:58:40.056
4 -	***1:36.991***	49.733	***2:26.724***	**(1)**	***72.84***		***11:01:06.780***
5 -	1:37.968	***49.229***	2:27.197	**(2)**	72.61	0.473	11:03:33.977
6 -	1:37.509	50.225	2:27.734	**(3)**	72.34	1.010	11:06:01.711

P32 34 YPMR Mark EWENS Yamaha -

IDEAL LAP TIME : 2:27.445 BEST LAP TIME : 2:27.445 DIFFERENCE : 0.000

LAP	SECTOR 1	SECTOR 2	LAP TIME		MPH	DIFF	TIME OF DAY
1 -	1:54.913	52.084	2:46.997		64.00	19.552	10:54:04.720
2 -	1:41.213	51.877	2:33.090		69.81	5.645	10:56:37.810
3 -	1:40.172	50.399	2:30.571	**(3)**	70.98	3.126	10:59:08.381
4 -	1:38.406	49.631	2:28.037	**(2)**	72.19	0.592	11:01:36.418
5 -	1:40.986	49.889	2:30.875		70.84	3.430	11:04:07.293
6 -	***1:38.143***	***49.302***	***2:27.445***	**(1)**	***72.48***		***11:06:34.738***

P33 113 RMT Sam ELKINS Suzuki - Me Old Man

IDEAL LAP TIME : 2:23.242 BEST LAP TIME : 2:28.123 DIFFERENCE : 4.881

LAP	SECTOR 1	SECTOR 2	LAP TIME		MPH	DIFF	TIME OF DAY
1 -	1:39.803	***48.320***	***2:28.123***	**(1)**	***72.15***		***10:53:18.867***

P34 728 RMT David DOWNING Suzuki -

IDEAL LAP TIME : 2:27.011 BEST LAP TIME : 2:28.160 DIFFERENCE : 1.149

LAP	SECTOR 1	SECTOR 2	LAP TIME		MPH	DIFF	TIME OF DAY
1 -	1:49.808	51.678	2:41.486		66.18	13.326	10:53:38.091
2 -	1:40.037	50.242	2:30.279		71.12	2.119	10:56:08.370
3 -	1:39.332	49.654	2:28.986	**(3)**	71.73	0.826	10:58:37.356
4 -	1:38.933	50.072	2:29.005		71.72	0.845	11:01:06.361
5 -	1:38.932	***49.228***	***2:28.160***	**(1)**	***72.13***		***11:03:34.521***
6 -	***1:37.783***	51.189	2:28.972	**(2)**	71.74	0.812	11:06:03.493

P35 41 YPM David ABRAHAM Yamaha -

IDEAL LAP TIME : 2:27.654 BEST LAP TIME : 2:28.460 DIFFERENCE : 0.806

LAP	SECTOR 1	SECTOR 2	LAP TIME		MPH	DIFF	TIME OF DAY
1 -	1:51.625	50.864	2:42.489		65.77	14.029	10:54:01.857
2 -	1:40.134	51.505	2:31.639	**(3)**	70.48	3.179	10:56:33.496
3 -	1:43.334	***48.709***	2:32.043		70.29	3.583	10:59:05.539
4 -	1:39.256	50.047	2:29.303	**(2)**	71.58	0.843	11:01:34.842
5 -	1:43.303	49.318	2:32.621		70.03	4.161	11:04:07.463
6 -	***1:38.945***	49.515	***2:28.460***	**(1)**	***71.99***		***11:06:35.923***

Snetterton
Circuit Length = 2.9689 miles
Start: 10:50 Flag 11:04 End: 11:07

Weather / Track : Cloudy / Dry

BMCRC - MRO Championships 2016 - Rnd 4 @ Snetterton 300

DFDS Seaways Yamaha Past Masters & BMCRC Rookie Minitwins

QUALIFYING - SECTOR ANALYSIS

SECTOR 1 = FL to I1, SECTOR 2 = I1 to FL, DIFF = Difference To Personal Best Lap

P36 27 YPMC David PATERSON — Yamaha - Arnold Self Drive

IDEAL LAP TIME : 2:32.290 BEST LAP TIME : 2:33.336 DIFFERENCE : 1.046

LAP	SECTOR 1	SECTOR 2	LAP TIME	MPH	DIFF	TIME OF DAY
1 -	1:50.571	51.365	2:41.936	66.00	8.600	10:54:00.001
2 -	***1:41.307***	52.029	***2:33.336*** **(1)**	***69.70***		***10:56:33.337***
3 -	1:59.600	51.898	2:51.498	62.32	18.162	10:59:24.835
4 -	1:44.713	***50.983***	2:35.696 **(3)**	68.64	2.360	11:02:00.531
5 -	1:43.400	51.493	2:34.893 **(2)**	69.00	1.557	11:04:35.424

P37 73 RMT Dror GENSLER — Suzuki -

IDEAL LAP TIME : 2:34.308 BEST LAP TIME : 2:34.308 DIFFERENCE : 0.000

LAP	SECTOR 1	SECTOR 2	LAP TIME	MPH	DIFF	TIME OF DAY
1 -	1:50.947	55.737	2:46.684	64.12	12.376	10:53:36.088
2 -	1:45.160	53.756	2:38.916 **(3)**	67.25	4.608	10:56:15.004
3 -	1:43.419	52.302	2:35.721 **(2)**	68.63	1.413	10:58:50.725
4 -	***1:42.649***	***51.659***	***2:34.308*** **(1)**	***69.26***		***11:01:25.033***

P38 90 YPMC Mark ELLERAY — Yamaha - Abbot Solutions Ltd

IDEAL LAP TIME : 2:36.043 BEST LAP TIME : 2:37.244 DIFFERENCE : 1.201

LAP	SECTOR 1	SECTOR 2	LAP TIME	MPH	DIFF	TIME OF DAY
1 -	1:57.204	***51.741***	2:48.945 **(2)**	63.26	11.701	10:54:03.350
2 -	***1:44.302***	52.942	***2:37.244*** **(1)**	***67.97***		***10:56:40.594***

P39 59 YPMC Neil HESMAN — Yamaha - Farkham Hall

IDEAL LAP TIME : 2:39.954 BEST LAP TIME : 2:40.184 DIFFERENCE : 0.230

LAP	SECTOR 1	SECTOR 2	LAP TIME	MPH	DIFF	TIME OF DAY
1 -	1:55.650	56.013	2:51.663	62.26	11.479	10:54:09.611
2 -	1:46.354	54.234	2:40.588 **(2)**	66.55	0.404	10:56:50.199
3 -	1:46.538	***53.646***	***2:40.184*** **(1)**	***66.72***		***10:59:30.383***
4 -	***1:46.308***	56.260	2:42.568 **(3)**	65.74	2.384	11:02:12.951
5 -	1:47.306	56.075	2:43.381	65.41	3.197	11:04:56.332

P40 26 RMT Steven DOLAN — Suzuki -

IDEAL LAP TIME : 2:41.630 BEST LAP TIME : 2:42.279 DIFFERENCE : 0.649

LAP	SECTOR 1	SECTOR 2	LAP TIME	MPH	DIFF	TIME OF DAY
1 -	1:57.056	56.312	2:53.368	61.64	11.089	10:54:12.837
2 -	1:52.499	57.428	2:49.927	62.89	7.648	10:57:02.764
3 -	1:48.928	***54.330***	2:43.258 **(2)**	65.46	0.979	10:59:46.022
4 -	1:51.752	55.869	2:47.621 **(3)**	63.76	5.342	11:02:33.643
5 -	***1:47.300***	54.979	***2:42.279*** **(1)**	***65.86***		***11:05:15.922***

P41 25 YPMR Allan SEXTON — Yamaha - Poole Motorcycles Ltd

IDEAL LAP TIME : 2:52.105 BEST LAP TIME : 2:52.954 DIFFERENCE : 0.849

LAP	SECTOR 1	SECTOR 2	LAP TIME	MPH	DIFF	TIME OF DAY
1 -	2:00.172	58.112	2:58.284	59.94	5.330	10:54:11.030
2 -	1:55.105	1:00.683	2:55.788	60.80	2.834	10:57:06.818
3 -	***1:54.795***	58.547	2:53.342 **(2)**	61.65	0.388	11:00:00.160
4 -	1:55.644	***57.310***	***2:52.954*** **(1)**	***61.79***		***11:02:53.114***
5 -	1:57.325	58.356	2:55.681 **(3)**	60.83	2.727	11:05:48.795

Weather / Track : Cloudy / Dry

Snetterton
Circuit Length = 2.9689 miles
Start: 10:50 Flag 11:04 End: 11:07

BMCRC - MRO Championships 2016 - Rnd 4 @ Snetterton 300

DFDS Seaways Yamaha Past Masters & BMCRC Rookie Minitwins

QUALIFYING - BEST SECTORS

	SECTOR 1			SECTOR 2			IDEAL / BEST COMPARISON					
POS	NO	NAME	TIME	NO	NAME	TIME	POS	NO	NAME	IDEAL	BEST	DIFF
									PERFECT LAP	2:07.609		
1	991	CUNNINGHAM	**1:25.213**	174	SINGLETON	**42.396**	1	174	SINGLETON	2:08.006	2:09.028	1.022
2	174	SINGLETON	**1:25.610**	991	CUNNINGHAM	**43.289**	2	991	CUNNINGHAM	2:08.502	2:08.793	0.291
3	12	EDWARDS	**1:27.114**	147	WATSON	**43.588**	3	147	WATSON	2:11.198	2:11.597	0.399
4	147	WATSON	**1:27.610**	48	TAYLOR	**43.589**	4	12	EDWARDS	2:11.719	2:11.719	0.000
5	48	TAYLOR	**1:28.391**	1	BARBER	**43.622**	5	48	TAYLOR	2:11.980	2:12.578	0.598
6	1	BARBER	**1:28.651**	81	GRANT	**44.307**	6	1	BARBER	2:12.273	2:13.042	0.769
7	175	TYRER	**1:28.808**	175	TYRER	**44.480**	7	175	TYRER	2:13.288	2:13.288	0.000
8	24	SIMMONS	**1:29.046**	17	BAUBLYTE	**44.598**	8	81	GRANT	2:13.842	2:14.302	0.460
9	99	CATT	**1:29.345**	12	EDWARDS	**44.605**	9	99	CATT	2:14.048	2:14.048	0.000
10	81	GRANT	**1:29.535**	99	CATT	**44.703**	10	24	SIMMONS	2:14.367	2:14.367	0.000
11	17	BAUBLYTE	**1:30.079**	13	EDMONDSON	**45.035**	11	17	BAUBLYTE	2:14.677	2:14.677	0.000
12	169	SHARP	**1:30.112**	911	SHERIFF	**45.278**	12	169	SHARP	2:15.539	2:16.141	0.602
13	911	SHERIFF	**1:30.277**	77	KEMP	**45.279**	13	911	SHERIFF	2:15.555	2:15.555	0.000
14	77	KEMP	**1:30.545**	101	DAVIES	**45.297**	14	77	KEMP	2:15.824	2:16.207	0.383
15	159	GREEN	**1:30.558**	24	SIMMONS	**45.321**	15	159	GREEN	2:16.341	2:16.993	0.652
16	7	BALDRY	**1:32.017**	169	SHARP	**45.427**	16	7	BALDRY	2:17.516	2:17.661	0.145
17	101	DAVIES	**1:32.373**	7	BALDRY	**45.499**	17	101	DAVIES	2:17.670	2:17.670	0.000
18	29	HARWOOD	**1:32.765**	69	SAWYER	**45.711**	18	69	SAWYER	2:18.835	2:18.966	0.131
19	74	WHITBY	**1:33.067**	159	GREEN	**45.783**	19	13	EDMONDSON	2:19.039	2:22.296	3.257
20	55	TOLAND	**1:33.080**	55	TOLAND	**46.146**	20	55	TOLAND	2:19.226	2:19.226	0.000
21	69	SAWYER	**1:33.124**	74	WHITBY	**46.221**	21	74	WHITBY	2:19.288	2:19.449	0.161
22	58	REDHEAD	**1:33.319**	18	PRENTICE	**46.300**	22	29	HARWOOD	2:19.395	2:20.495	1.100
23	18	PRENTICE	**1:33.445**	58	REDHEAD	**46.435**	23	18	PRENTICE	2:19.745	2:19.953	0.208
24	13	EDMONDSON	**1:34.004**	29	HARWOOD	**46.630**	24	58	REDHEAD	2:19.754	2:19.946	0.192
25	88	MANNERING	**1:34.203**	11	MIDDLETON	**47.238**	25	88	MANNERING	2:21.552	2:21.559	0.007
26	113	ELKINS	**1:34.922**	88	MANNERING	**47.349**	26	11	MIDDLETON	2:22.933	2:23.524	0.591
27	16	LANSDELL	**1:35.147**	113	ELKINS	**48.320**	27	113	ELKINS	2:23.242	2:28.123	4.881
28	43	DAVIE	**1:35.547**	16	LANSDELL	**48.491**	28	16	LANSDELL	2:23.638	2:23.764	0.126
29	11	MIDDLETON	**1:35.695**	83	HUTCHEON	**48.510**	29	43	DAVIE	2:24.067	2:24.209	0.142
30	83	HUTCHEON	**1:36.153**	43	DAVIE	**48.520**	30	83	HUTCHEON	2:24.663	2:25.301	0.638
31	52	HALL	**1:36.699**	41	ABRAHAM	**48.709**	31	52	HALL	2:25.737	2:26.252	0.515
32	5	HOUSE	**1:36.991**	52	HALL	**49.038**	32	5	HOUSE	2:26.220	2:26.724	0.504
33	728	DOWNING	**1:37.783**	728	DOWNING	**49.228**	33	728	DOWNING	2:27.011	2:28.160	1.149
34	34	EWENS	**1:38.143**	5	HOUSE	**49.229**	34	34	EWENS	2:27.445	2:27.445	0.000
35	41	ABRAHAM	**1:38.945**	34	EWENS	**49.302**	35	41	ABRAHAM	2:27.654	2:28.460	0.806
36	27	PATERSON	**1:41.307**	27	PATERSON	**50.983**	36	27	PATERSON	2:32.290	2:33.336	1.046
37	73	GENSLER	**1:42.649**	73	GENSLER	**51.659**	37	73	GENSLER	2:34.308	2:34.308	0.000
38	90	ELLERAY	**1:44.302**	90	ELLERAY	**51.741**	38	90	ELLERAY	2:36.043	2:37.244	1.201
39	59	HESMAN	**1:46.308**	59	HESMAN	**53.646**	39	59	HESMAN	2:39.954	2:40.184	0.230
40	26	DOLAN	**1:47.300**	26	DOLAN	**54.330**	40	26	DOLAN	2:41.630	2:42.279	0.649
41	25	SEXTON	**1:54.795**	25	SEXTON	**57.310**	41	25	SEXTON	2:52.105	2:52.954	0.849

Weather / Track : Cloudy / Dry

Snetterton
Circuit Length = 2.9689 miles
Start: 10:50 Flag 11:04 End: 11:07

Results can be found at www.tsl-timing.com

Printed - 11:08 Saturday, 28 May 2016

BMCRC - MRO Championships 2016 - Rnd 4 @ Snetterton 300

DFDS Seaways Yamaha Past Masters & BMCRC Rookie Minitwins

RACE 8 - CLASSIFICATION

POS	NO	CL	PIC	NAME	ENTRY	LAPS	TIME	GAP	DIFF	MPH	BEST	ON
1	**174**	RMT	1	Daniel SINGLETON	Suzuki - SDC	**5**	11:01.215			80.82	**2:08.657**	2
2	**147**	RMT	2	Thomas WATSON	Suzuki - Motorsportdays.com TEA Time Racing	**5**	11:09.287	**8.072**	8.072	79.84	**2:11.668**	2
3	**12**	RMT	3	Stephen EDWARDS	Suzuki -	**5**	11:11.263	**10.048**	1.976	79.61	**2:11.628**	4
4	**911**	RMT	4	Kaine SHERIFF	Suzuki - Yorkshire Motorhomes	**5**	11:15.535	**14.320**	4.272	79.10	**2:13.607**	4
5	**175**	RMT	5	Richard TYRER	Suzuki -	**5**	11:15.703	**14.488**	0.168	79.08	**2:13.479**	4
6	**113**	RMT	6	Sam ELKINS	Suzuki - Me Old Man	**5**	11:21.351	**20.136**	5.648	78.43	**2:13.825**	4
7	**99**	RMT	7	Ben CATT	Suzuki -	**5**	11:22.527	**21.312**	1.176	78.29	**2:13.932**	4
8	**77**	RMT	8	Arran KEMP	Suzuki - A.V.Ceilings	**5**	11:23.561	**22.346**	1.034	78.17	**2:13.999**	3
9	**17**	RMT	9	Ieva BAUBLYTE	Suzuki - 1st Moto Solutions	**5**	11:23.832	**22.617**	0.271	78.14	**2:14.642**	3
10	**159**	RMT	10	Thurstan GREEN	Suzuki -	**5**	11:34.559	**33.344**	10.727	76.94	**2:17.163**	3
11	**48**	YPM	1	Mark TAYLOR	Yamaha - B K NOLTE contracts limited	**5**	12:02.589	**1:01.374**	28.030	73.95	**2:12.396**	4
12	**1**	YPM	2	Matt BARBER	Yamaha -	**5**	12:06.271	**1:05.056**	3.682	73.58	**2:11.753**	4
13	**16**	RMT	11	Geoff LANSDELL	Suzuki - EPG Domestic	**5**	12:09.490	**1:08.275**	3.219	73.25	**2:23.891**	2
14	**43**	RMT	12	Robert DAVIE	Suzuki -	**5**	12:15.520	**1:14.305**	6.030	72.65	**2:25.262**	4
15	**728**	RMT	13	David DOWNING	Suzuki -	**5**	12:15.882	**1:14.667**	0.362	72.62	**2:24.638**	5
16	**81**	YPM	3	Scott GRANT	Yamaha - SEAGER engineering/ Motaa Cycle Parts	**5**	12:21.587	**1:20.372**	5.705	72.06	**2:15.356**	2
17	**101**	YPM	4	Andrew DAVIES	Yamaha - GIBSON EXHAUSTS	**5**	12:35.232	**1:34.017**	13.645	70.76	**2:17.998**	4
18	**29**	YPMC	1	Giles HARWOOD	Yamaha -	**5**	12:35.779	**1:34.564**	0.547	70.70	**2:17.788**	2
19	**69**	YPM	5	Richard SAWYER	Yamaha -	**5**	12:35.938	**1:34.723**	0.159	70.69	**2:18.281**	4
20	**74**	YPM	6	Paul WHITBY	Yamaha - Prestige Decor Ltd	**5**	12:36.218	**1:35.003**	0.280	70.66	**2:18.037**	4
21	**55**	YPM	7	Paul TOLAND	Yamaha -	**5**	12:36.601	**1:35.386**	0.383	70.63	**2:18.102**	4
22	**18**	YPMC	2	Marc PRENTICE	Yamaha - Mungo Marine Ltd	**5**	12:36.966	**1:35.751**	0.365	70.59	**2:17.614**	4
23	**7**	YPM	8	Joe BALDRY	Yamaha -	**5**	12:38.150	**1:36.935**	1.184	70.48	**2:17.400**	5
24	**58**	YPMC	3	Steve REDHEAD	Yamaha - Binx Racing	**5**	12:41.000	**1:39.785**	2.850	70.22	**2:18.534**	5
25	**88**	YPM	9	Peter MANNERING	Yamaha - Mbc dispatch	**5**	12:48.101	**1:46.886**	7.101	69.57	**2:20.686**	3
26	**11**	YPMR	1	Paul MIDDLETON	Yamaha - Neil Zwartouw Carpentry	**5**	13:03.188	**2:01.973**	15.087	68.23	**2:22.729**	2
27	**5**	YPMR	2	Max HOUSE	Yamaha -	**5**	13:12.058	**2:10.843**	8.870	67.47	**2:24.931**	3
28	**83**	YPM	10	Malcolm HUTCHEON	Yamaha -	**5**	13:12.921	**2:11.706**	0.863	67.39	**2:24.746**	4
29	**73**	RMT	14	Dror GENSLER	Suzuki -	**5**	13:13.990	**2:12.775**	1.069	67.30	**2:36.335**	4
30	**26**	RMT	15	Steven DOLAN	Suzuki -	**5**	13:14.273	**2:13.058**	0.283	67.28	**2:35.686**	5
31	**41**	YPM	11	David ABRAHAM	Yamaha -	**5**	13:19.181	**2:17.966**	4.908	66.86	**2:25.817**	5
32	**34**	YPMR	3	Mark EWENS	Yamaha -	**5**	13:23.474	**2:22.259**	4.293	66.51	**2:25.535**	5
33	**27**	YPMC	4	David PATERSON	Yamaha - Arnold Self Drive	**4**	11:09.849	**1 Lap**	1 Lap	63.82	**2:31.130**	3
34	**52**	YPMC	5	Tim HALL	Yamaha -	**4**	11:27.318	**1 Lap**	17.469	62.20	**2:30.368**	4
35	**90**	YPMC	6	Mark ELLERAY	Yamaha - Abbot Solutions Ltd	**4**	11:30.513	**1 Lap**	3.195	61.91	**2:34.632**	4
36	**59**	YPMC	7	Neil HESMAN	Yamaha - Farkham Hall	**4**	11:36.764	**1 Lap**	6.251	61.35	**2:37.946**	2

NOT CLASSIFIED

DNF	**169**	RMT		Justin SHARP	Kawasaki - SDC	**3**	6:50.957	**2 Laps**	1 Lap	78.02	**2:13.401**	3
DNF	**991**	RMT		Marc CUNNINGHAM	Suzuki -	**2**	4:23.212	**3 Laps**	1 Lap	81.21	**2:09.472**	2
DNF	**24**	RMT		Alex SIMMONS	Suzuki - Westcountry Windings	**1**	2:22.104	**4 Laps**	1 Lap	75.21	**2:22.104**	1
DNF	**13**	YPM		Doug EDMONDSON	Yamaha - Wave Racing Developments	**0**						

FASTEST LAP

174	RMT	Daniel SINGLETON	Suzuki - SDC	**2**	2:08.657	83.07 mph	133.69 kph
1	YPM	Matt BARBER	Yamaha -	**4**	2:11.753	81.12 mph	130.55 kph
18	YPMC	Marc PRENTICE	Yamaha - Mungo Marine Ltd	**4**	2:17.614	77.66 mph	124.99 kph
11	YPMR	Paul MIDDLETON	Yamaha - Neil Zwartouw Carpentry	**2**	2:22.729	74.88 mph	120.51 kph

Class RMT - 90% of Race Speed = 72.73 mph
Class YPM - 90% of Race Speed = 66.55 mph
Class YPMC - 90% of Race Speed = 63.63 mph
Class YPMR - 90% of Race Speed = 61.40 mph

Snetterton
Circuit Length = 2.9689 miles
Start: 14:36 Flag 14:47 End: 14:49

Weather / Track : Cloudy / Dry
These results are provisional until the conclusion of any judicial and technical matters.

Clerk Of Course :		Timekeeper :

Results can be found at www.tsl-timing.com

Printed - 14:53 Saturday, 28 May 2016

BMCRC - MRO Championships 2016 - Rnd 4 @ Snetterton 300

DFDS Seaways Yamaha Past Masters & BMCRC Rookie Minitwins

RACE 8 - LAP CHART

LAP 1		@ 14:38:23.783	LAP 2		@ 14:40:32.488	LAP 3		@ 14:42:43.399	LAP 4		@ 14:44:53.828	LAP 5		@ 14:47:11.258
NO	BEHIND	LAP TIME	NO	BEHIND	LAP TIME	NO	BEHIND	LAP TIME	NO	BEHIND	LAP TIME	NO	BEHIND	LAP TIME
991		2:13.740	**174**		2:08.657	**174**		2:10.911	**174**		2:10.429	**174**		2:17.430
174	0.048	2:13.788	**991**	0.767	2:09.472	**147**	11.057	2:12.149	**59**	1 Lap	2:38.660	**147**	8.072	2:12.460
911	6.142	2:19.882	**147**	9.819	2:11.668	**12**	13.998	2:13.039	**90**	1 Lap	2:38.647	**27**	1 Lap	2:34.423
175	6.569	2:20.309	**911**	11.517	2:14.080	**911**	14.879	2:14.273	**147**	13.042	2:12.414	**12**	10.048	2:12.281
147	6.856	2:20.596	**12**	11.870	2:13.708	**175**	15.272	2:13.699	**52**	1 Lap	2:31.257	**911**	14.320	2:13.693
12	6.867	2:20.607	**175**	12.484	2:14.620	**169**	17.601	2:13.401	**12**	15.197	2:11.628	**175**	14.488	2:13.596
24	8.364	2:22.104	**113**	14.737	2:15.062	**17**	19.203	2:14.642	**911**	18.057	2:13.607	**113**	20.136	2:14.759
113	8.380	2:22.120	**169**	15.111	2:14.507	**113**	19.411	2:15.585	**175**	18.322	2:13.479	**99**	21.312	2:15.295
17	9.054	2:22.794	**17**	15.472	2:15.123	**99**	19.944	2:13.997	**113**	22.807	2:13.825	**77**	22.346	2:15.876
99	9.266	2:23.006	**99**	16.858	2:16.297	**77**	20.114	2:13.999	**99**	23.447	2:13.932	**17**	22.617	2:16.508
169	9.309	2:23.049	**77**	17.026	2:16.073	**159**	25.320	2:17.163	**17**	23.539	2:14.765	**52**	1 Lap	2:30.368
77	9.658	2:23.398	**159**	19.068	2:17.343	**16**	45.297	2:24.432	**77**	23.900	2:14.215	**90**	1 Lap	2:34.632
159	10.430	2:24.170	**16**	31.776	2:23.891	**43**	50.805	2:26.016	**159**	33.584	2:18.693	**159**	33.344	2:17.190
16	16.590	2:30.330	**43**	35.700	2:25.403	**728**	51.998	2:27.147	**16**	1:00.829	2:25.961	**59**	1 Lap	2:41.121
728	18.138	2:31.878	**728**	35.762	2:26.329	**48**	1:03.917	2:13.173	**43**	1:05.638	2:25.262	**48**	1:01.374	2:12.920
43	19.002	2:32.742	**73**	1:00.884	2:38.582	**1**	1:06.491	2:13.303	**48**	1:05.884	2:12.396	**1**	1:05.056	2:14.671
73	31.007	2:44.747	**48**	1:01.655	2:12.563	**81**	1:15.555	2:15.936	**728**	1:07.459	2:25.890	**16**	1:08.275	2:24.876
26	31.577	2:45.317	**26**	1:02.060	2:39.188	**29**	1:24.332	2:19.487	**1**	1:07.815	2:11.753	**43**	1:14.305	2:26.097
48	57.797	3:11.537	**1**	1:04.099	2:12.838	**101**	1:25.060	2:19.324	**81**	1:20.767	2:15.641	**728**	1:14.667	2:24.638
1	59.966	3:13.706	**81**	1:10.530	2:15.356	**69**	1:25.126	2:19.328	**29**	1:32.416	2:18.513	**81**	1:20.372	2:17.035
81	1:03.879	3:17.619	**29**	1:15.756	2:17.788	**74**	1:26.117	2:19.424	**101**	1:32.629	2:17.998	**101**	1:34.017	2:18.818
101	1:05.361	3:19.101	**101**	1:16.647	2:19.991	**55**	1:26.955	2:19.560	**69**	1:32.978	2:18.281	**29**	1:34.564	2:19.578
69	1:06.482	3:20.222	**69**	1:16.709	2:18.932	**73**	1:27.281	2:37.308	**74**	1:33.725	2:18.037	**69**	1:34.723	2:19.175
29	1:06.673	3:20.413	**74**	1:17.604	2:19.418	**18**	1:27.472	2:20.015	**55**	1:34.628	2:18.102	**74**	1:35.003	2:18.708
74	1:06.891	3:20.631	**55**	1:18.306	2:19.760	**26**	1:28.891	2:37.742	**18**	1:34.657	2:17.614	**55**	1:35.386	2:18.188
55	1:07.251	3:20.991	**18**	1:18.368	2:19.501	**58**	1:28.927	2:21.161	**7**	1:36.965	2:18.241	**18**	1:35.751	2:18.524
18	1:07.572	3:21.312	**58**	1:18.677	2:19.032	**7**	1:29.153	2:18.569	**58**	1:38.681	2:20.183	**7**	1:36.935	2:17.400
58	1:08.350	3:22.090	**7**	1:21.495	2:20.382	**88**	1:31.598	2:20.686	**88**	1:42.958	2:21.789	**58**	1:39.785	2:18.534
88	1:09.426	3:23.166	**88**	1:21.823	2:21.102	**11**	1:37.872	2:24.090	**73**	1:53.187	2:36.335	**88**	1:46.886	2:21.358
7	1:09.818	3:23.558	**11**	1:24.693	2:22.729	**83**	1:46.436	2:25.629	**11**	1:54.201	2:26.758	**11**	2:01.973	2:25.202
11	1:10.669	3:24.409	**83**	1:31.718	2:26.213	**5**	1:47.012	2:24.931	**26**	1:54.802	2:36.340	**5**	2:10.843	2:26.727
83	1:14.210	3:27.950	**5**	1:32.992	2:25.119	**41**	1:53.947	2:26.546	**83**	2:00.753	2:24.746	**83**	2:11.706	2:28.383
5	1:16.578	3:30.318	**41**	1:38.312	2:28.041	**34**	1:58.157	2:26.870	**5**	2:01.546	2:24.963	**73**	2:12.775	2:37.018
27	1:18.914	3:32.654	**27**	1:41.851	2:31.642	**27**	2:02.070	2:31.130	**41**	2:09.579	2:26.061	**26**	2:13.058	2:35.686
41	1:18.976	3:32.716	**34**	1:42.198	2:31.618				**34**	2:14.154	2:26.426	**41**	2:17.966	2:25.817
34	1:19.285	3:33.025	**59**	1:54.538	2:37.946							**34**	2:22.259	2:25.535
59	1:25.297	3:39.037	**90**	1:54.789	2:37.635									
90	1:25.859	3:39.599	**52**	2:03.248	2:32.826									
52	1:39.127	3:52.867												

Weather / Track : Cloudy / Dry

Snetterton
Circuit Length = 2.9689 miles
Start: 14:36 Flag 14:47 End: 14:49

Results can be found at www.tsl-timing.com

Printed - 14:54 Saturday, 28 May 2016

BMCRC - MRO Championships 2016 - Rnd 4 @ Snetterton 300

DFDS Seaways Yamaha Past Masters & BMCRC Rookie Minitwins

RACE 8 - SECTOR ANALYSIS

SECTOR 1 = FL to I1, SECTOR 2 = I1 to FL, DIFF = Difference To Personal Best Lap

P1 174 RMT Daniel SINGLETON Suzuki - SDC

IDEAL LAP TIME : 2:08.510 BEST LAP TIME : 2:08.657 DIFFERENCE : 0.147

LAP	SECTOR 1	SECTOR 2	LAP TIME	MPH	DIFF	TIME OF DAY
1 -		43.723	2:13.788	79.88	5.131	14:38:23.831
2 -	***1:25.957***	42.700	***2:08.657*** **(1)**	***83.07***		***14:40:32.488***
3 -	1:28.358	***42.553***	2:10.911 **(3)**	81.64	2.254	14:42:43.399
4 -	1:27.103	43.326	2:10.429 **(2)**	81.94	1.772	14:44:53.828
5 -	1:30.294	47.136	2:17.430	77.77	8.773	14:47:11.258

P2 147 RMT Thomas WATSON Suzuki - Motorsportdays.com TEA Time Racing

IDEAL LAP TIME : 2:11.668 BEST LAP TIME : 2:11.668 DIFFERENCE : 0.000

LAP	SECTOR 1	SECTOR 2	LAP TIME	MPH	DIFF	TIME OF DAY
1 -		45.357	2:20.596	76.01	8.928	14:38:30.639
2 -	***1:27.915***	***43.753***	***2:11.668*** **(1)**	***81.17***		***14:40:42.307***
3 -	1:28.219	43.930	2:12.149 **(2)**	80.87	0.481	14:42:54.456
4 -	1:28.322	44.092	2:12.414 **(3)**	80.71	0.746	14:45:06.870
5 -	1:28.374	44.086	2:12.460	80.68	0.792	14:47:19.330

P3 12 RMT Stephen EDWARDS Suzuki -

IDEAL LAP TIME : 2:11.628 BEST LAP TIME : 2:11.628 DIFFERENCE : 0.000

LAP	SECTOR 1	SECTOR 2	LAP TIME	MPH	DIFF	TIME OF DAY
1 -		45.383	2:20.607	76.01	8.979	14:38:30.650
2 -	1:29.447	44.261	2:13.708	79.93	2.080	14:40:44.358
3 -	1:28.857	44.182	2:13.039 **(3)**	80.33	1.411	14:42:57.397
4 -	***1:27.593***	***44.035***	***2:11.628*** **(1)**	***81.19***		***14:45:09.025***
5 -	1:27.750	44.531	2:12.281 **(2)**	80.79	0.653	14:47:21.306

P4 911 RMT Kaine SHERIFF Suzuki - Yorkshire Motorhomes

IDEAL LAP TIME : 2:13.237 BEST LAP TIME : 2:13.607 DIFFERENCE : 0.370

LAP	SECTOR 1	SECTOR 2	LAP TIME	MPH	DIFF	TIME OF DAY
1 -		45.174	2:19.882	76.40	6.275	14:38:29.925
2 -	1:29.071	45.009	2:14.080 **(3)**	79.71	0.473	14:40:44.005
3 -	1:29.174	45.099	2:14.273	79.59	0.666	14:42:58.278
4 -	***1:28.740***	44.867	***2:13.607*** **(1)**	***79.99***		***14:45:11.885***
5 -	1:29.196	***44.497***	2:13.693 **(2)**	79.94	0.086	14:47:25.578

P5 175 RMT Richard TYRER Suzuki -

IDEAL LAP TIME : 2:13.323 BEST LAP TIME : 2:13.479 DIFFERENCE : 0.156

LAP	SECTOR 1	SECTOR 2	LAP TIME	MPH	DIFF	TIME OF DAY
1 -		45.634	2:20.309	76.17	6.830	14:38:30.352
2 -	1:29.767	44.853	2:14.620	79.39	1.141	14:40:44.972
3 -	1:29.186	44.513	2:13.699 **(3)**	79.94	0.220	14:42:58.671
4 -	1:29.310	***44.169***	***2:13.479*** **(1)**	***80.07***		***14:45:12.150***
5 -	***1:29.154***	44.442	2:13.596 **(2)**	80.00	0.117	14:47:25.746

P6 113 RMT Sam ELKINS Suzuki - Me Old Man

IDEAL LAP TIME : 2:13.569 BEST LAP TIME : 2:13.825 DIFFERENCE : 0.256

LAP	SECTOR 1	SECTOR 2	LAP TIME	MPH	DIFF	TIME OF DAY
1 -		45.227	2:22.120	75.20	8.295	14:38:32.163
2 -	1:30.462	***44.600***	2:15.062 **(3)**	79.13	1.237	14:40:47.225
3 -	1:30.771	44.814	2:15.585	78.82	1.760	14:43:02.810
4 -	***1:28.969***	44.856	***2:13.825*** **(1)**	***79.86***		***14:45:16.635***
5 -	1:30.046	44.713	2:14.759 **(2)**	79.31	0.934	14:47:31.394

P7 99 RMT Ben CATT Suzuki -

IDEAL LAP TIME : 2:13.333 BEST LAP TIME : 2:13.932 DIFFERENCE : 0.599

LAP	SECTOR 1	SECTOR 2	LAP TIME	MPH	DIFF	TIME OF DAY

Weather / Track : Cloudy / Dry

Snetterton
Circuit Length = 2.9689 miles
Start: 14:36 Flag 14:47 End: 14:49

BMCRC - MRO Championships 2016 - Rnd 4 @ Snetterton 300

DFDS Seaways Yamaha Past Masters & BMCRC Rookie Minitwins

RACE 8 - SECTOR ANALYSIS

SECTOR 1 = FL to I1, SECTOR 2 = I1 to FL, DIFF = Difference To Personal Best Lap

1 -		45.162	2:23.006	74.73	9.074	14:38:33.049
2 -	1:30.218	46.079	2:16.297	78.41	2.365	14:40:49.346
3 -	***1:28.919***	45.078	2:13.997 **(2)**	79.76	0.065	14:43:03.343
4 -	1:29.518	***44.414***	***2:13.932*** **(1)**	***79.80***		***14:45:17.275***
5 -	1:30.524	44.771	2:15.295 **(3)**	78.99	1.363	14:47:32.570

P8 77 RMT Arran KEMP Suzuki - A.V.Ceilings

IDEAL LAP TIME : 2:13.999 BEST LAP TIME : 2:13.999 DIFFERENCE : 0.000

LAP	SECTOR 1	SECTOR 2	LAP TIME	MPH	DIFF	TIME OF DAY
1 -		44.925	2:23.398	74.53	9.399	14:38:33.441
2 -	1:30.269	45.804	2:16.073	78.54	2.074	14:40:49.514
3 -	***1:29.625***	***44.374***	***2:13.999*** **(1)**	***79.76***		***14:43:03.513***
4 -	1:29.718	44.497	2:14.215 **(2)**	79.63	0.216	14:45:17.728
5 -	1:30.890	44.986	2:15.876 **(3)**	78.66	1.877	14:47:33.604

P9 17 RMT Ieva BAUBLYTE Suzuki - 1st Moto Solutions

IDEAL LAP TIME : 2:14.634 BEST LAP TIME : 2:14.642 DIFFERENCE : 0.008

LAP	SECTOR 1	SECTOR 2	LAP TIME	MPH	DIFF	TIME OF DAY
1 -		45.414	2:22.794	74.84	8.152	14:38:32.837
2 -	1:30.216	44.907	2:15.123 **(3)**	79.09	0.481	14:40:47.960
3 -	***1:30.052***	44.590	***2:14.642*** **(1)**	***79.38***		***14:43:02.602***
4 -	1:30.183	***44.582***	2:14.765 **(2)**	79.30	0.123	14:45:17.367
5 -	1:30.828	45.680	2:16.508	78.29	1.866	14:47:33.875

P10 159 RMT Thurstan GREEN Suzuki -

IDEAL LAP TIME : 2:16.384 BEST LAP TIME : 2:17.163 DIFFERENCE : 0.779

LAP	SECTOR 1	SECTOR 2	LAP TIME	MPH	DIFF	TIME OF DAY
1 -		***45.502***	2:24.170	74.13	7.007	14:38:34.213
2 -	***1:30.882***	46.461	2:17.343 **(3)**	77.82	0.180	14:40:51.556
3 -	1:30.974	46.189	***2:17.163*** **(1)**	***77.92***		***14:43:08.719***
4 -	1:31.691	47.002	2:18.693	77.06	1.530	14:45:27.412
5 -	1:31.283	45.907	2:17.190 **(2)**	77.90	0.027	14:47:44.602

P11 48 YPM Mark TAYLOR Yamaha - B K NOLTE contracts limited

IDEAL LAP TIME : 2:11.707 BEST LAP TIME : 2:12.396 DIFFERENCE : 0.689

LAP	SECTOR 1	SECTOR 2	LAP TIME	MPH	DIFF	TIME OF DAY
1 -		43.205	3:11.537	55.80	59.141	14:39:21.580
2 -	1:28.690	43.873	2:12.563 **(2)**	80.62	0.167	14:41:34.143
3 -	1:29.578	43.595	2:13.173	80.25	0.777	14:43:47.316
4 -	***1:28.563***	43.833	***2:12.396*** **(1)**	***80.72***		***14:45:59.712***
5 -	1:29.776	***43.144***	2:12.920 **(3)**	80.40	0.524	14:48:12.632

P12 1 YPM Matt BARBER Yamaha -

IDEAL LAP TIME : 2:11.276 BEST LAP TIME : 2:11.753 DIFFERENCE : 0.477

LAP	SECTOR 1	SECTOR 2	LAP TIME	MPH	DIFF	TIME OF DAY
1 -		44.174	3:13.706	55.17	1:01.953	14:39:23.749
2 -	1:29.357	43.481	2:12.838 **(2)**	80.45	1.085	14:41:36.587
3 -	1:28.510	44.793	2:13.303 **(3)**	80.17	1.550	14:43:49.890
4 -	1:28.612	***43.141***	***2:11.753*** **(1)**	***81.12***		***14:46:01.643***
5 -	***1:28.135***	46.536	2:14.671	79.36	2.918	14:48:16.314

P13 16 RMT Geoff LANSDELL Suzuki - EPG Domestic

IDEAL LAP TIME : 2:23.137 BEST LAP TIME : 2:23.891 DIFFERENCE : 0.754

LAP	SECTOR 1	SECTOR 2	LAP TIME	MPH	DIFF	TIME OF DAY
1 -		***48.157***	2:30.330	71.09	6.439	14:38:40.373
2 -	1:35.138	48.753	***2:23.891*** **(1)**	***74.27***		***14:41:04.264***
3 -	***1:34.980***	49.452	2:24.432 **(2)**	74.00	0.541	14:43:28.696
4 -	1:36.696	49.265	2:25.961	73.22	2.070	14:45:54.657

Snetterton
Circuit Length = 2.9689 miles
Start: 14:36 Flag 14:47 End: 14:49

Weather / Track : Cloudy / Dry

BMCRC - MRO Championships 2016 - Rnd 4 @ Snetterton 300

DFDS Seaways Yamaha Past Masters & BMCRC Rookie Minitwins

RACE 8 - SECTOR ANALYSIS

SECTOR 1 = FL to I1, SECTOR 2 = I1 to FL, DIFF = Difference To Personal Best Lap

5 -	1:36.279	48.597	2:24.876	(3)	73.77	0.985	14:48:19.533

P14 43 RMT Robert DAVIE — Suzuki -

IDEAL LAP TIME : 2:24.862 BEST LAP TIME : 2:25.262 DIFFERENCE : 0.400

LAP	SECTOR 1	SECTOR 2	LAP TIME		MPH	DIFF	TIME OF DAY
1 -		48.783	2:32.742		69.97	7.480	14:38:42.785
2 -	***1:36.451***	48.952	2:25.403	(2)	73.50	0.141	14:41:08.188
3 -	1:36.954	49.062	2:26.016	(3)	73.19	0.754	14:43:34.204
4 -	1:36.851	***48.411***	***2:25.262***	***(1)***	***73.57***		***14:45:59.466***
5 -	1:37.321	48.776	2:26.097		73.15	0.835	14:48:25.563

P15 728 RMT David DOWNING — Suzuki -

IDEAL LAP TIME : 2:24.439 BEST LAP TIME : 2:24.638 DIFFERENCE : 0.199

LAP	SECTOR 1	SECTOR 2	LAP TIME		MPH	DIFF	TIME OF DAY
1 -		***48.093***	2:31.878		70.37	7.240	14:38:41.921
2 -	1:37.015	49.314	2:26.329	(3)	73.04	1.691	14:41:08.250
3 -	1:37.876	49.271	2:27.147		72.63	2.509	14:43:35.397
4 -	1:36.954	48.936	2:25.890	(2)	73.26	1.252	14:46:01.287
5 -	***1:36.346***	48.292	***2:24.638***	***(1)***	***73.89***		***14:48:25.925***

P16 81 YPM Scott GRANT — Yamaha - SEAGER engineering/ Motaa Cycle Parts

IDEAL LAP TIME : 2:15.059 BEST LAP TIME : 2:15.356 DIFFERENCE : 0.297

LAP	SECTOR 1	SECTOR 2	LAP TIME		MPH	DIFF	TIME OF DAY
1 -		45.053	3:17.619		54.08	1:02.263	14:39:27.662
2 -	***1:30.758***	44.598	***2:15.356***	***(1)***	***78.96***		***14:41:43.018***
3 -	1:31.635	***44.301***	2:15.936	(3)	78.62	0.580	14:43:58.954
4 -	1:30.887	44.754	2:15.641	(2)	78.79	0.285	14:46:14.595
5 -	1:31.937	45.098	2:17.035		77.99	1.679	14:48:31.630

P17 101 YPM Andrew DAVIES — Yamaha - GIBSON EXHAUSTS

IDEAL LAP TIME : 2:17.346 BEST LAP TIME : 2:17.998 DIFFERENCE : 0.652

LAP	SECTOR 1	SECTOR 2	LAP TIME		MPH	DIFF	TIME OF DAY
1 -		46.467	3:19.101		53.68	1:01.103	14:39:29.144
2 -	1:33.348	46.643	2:19.991		76.34	1.993	14:41:49.135
3 -	1:32.708	46.616	2:19.324	(3)	76.71	1.326	14:44:08.459
4 -	***1:32.203***	45.795	***2:17.998***	***(1)***	***77.45***		***14:46:26.457***
5 -	1:33.675	***45.143***	2:18.818	(2)	76.99	0.820	14:48:45.275

P18 29 YPMC Giles HARWOOD — Yamaha -

IDEAL LAP TIME : 2:17.580 BEST LAP TIME : 2:17.788 DIFFERENCE : 0.208

LAP	SECTOR 1	SECTOR 2	LAP TIME		MPH	DIFF	TIME OF DAY
1 -		45.944	3:20.413		53.33	1:02.625	14:39:30.456
2 -	***1:31.962***	45.826	***2:17.788***	***(1)***	***77.56***		***14:41:48.244***
3 -	1:32.706	46.781	2:19.487	(3)	76.62	1.699	14:44:07.731
4 -	1:32.261	46.252	2:18.513	(2)	77.16	0.725	14:46:26.244
5 -	1:33.960	***45.618***	2:19.578		76.57	1.790	14:48:45.822

P19 69 YPM Richard SAWYER — Yamaha -

IDEAL LAP TIME : 2:17.866 BEST LAP TIME : 2:18.281 DIFFERENCE : 0.415

LAP	SECTOR 1	SECTOR 2	LAP TIME		MPH	DIFF	TIME OF DAY
1 -		46.005	3:20.222		53.38	1:01.941	14:39:30.265
2 -	1:33.374	***45.558***	2:18.932	(2)	76.93	0.651	14:41:49.197
3 -	1:33.255	46.073	2:19.328		76.71	1.047	14:44:08.525
4 -	***1:32.308***	45.973	***2:18.281***	***(1)***	***77.29***		***14:46:26.806***
5 -	1:33.601	45.574	2:19.175	(3)	76.79	0.894	14:48:45.981

Weather / Track : Cloudy / Dry

Snetterton
Circuit Length = 2.9689 miles
Start: 14:36 Flag 14:47 End: 14:49

BMCRC - MRO Championships 2016 - Rnd 4 @ Snetterton 300

DFDS Seaways Yamaha Past Masters & BMCRC Rookie Minitwins

RACE 8 - SECTOR ANALYSIS

SECTOR 1 = FL to I1, SECTOR 2 = I1 to FL, DIFF = Difference To Personal Best Lap

P20 74 YPM Paul WHITBY Yamaha - Prestige Decor Ltd

IDEAL LAP TIME : 2:17.826 BEST LAP TIME : 2:18.037 DIFFERENCE : 0.211

LAP	SECTOR 1	SECTOR 2	LAP TIME	MPH	DIFF	TIME OF DAY
1 -		46.611	3:20.631	53.27	1:02.594	14:39:30.674
2 -	1:33.107	46.311	2:19.418 (3)	76.66	1.381	14:41:50.092
3 -	1:32.572	46.852	2:19.424	76.65	1.387	14:44:09.516
4 -	***1:31.972***	46.065	***2:18.037 (1)***	***77.42***		***14:46:27.553***
5 -	1:32.854	***45.854***	2:18.708 (2)	77.05	0.671	14:48:46.261

P21 55 YPM Paul TOLAND Yamaha -

IDEAL LAP TIME : 2:17.938 BEST LAP TIME : 2:18.102 DIFFERENCE : 0.164

LAP	SECTOR 1	SECTOR 2	LAP TIME	MPH	DIFF	TIME OF DAY
1 -		46.498	3:20.991	53.17	1:02.889	14:39:31.034
2 -	1:33.666	46.094	2:19.760	76.47	1.658	14:41:50.794
3 -	1:33.021	46.539	2:19.560 (3)	76.58	1.458	14:44:10.354
4 -	***1:32.455***	45.647	***2:18.102 (1)***	***77.39***		***14:46:28.456***
5 -	1:32.705	***45.483***	2:18.188 (2)	77.34	0.086	14:48:46.644

P22 18 YPMC Marc PRENTICE Yamaha - Mungo Marine Ltd

IDEAL LAP TIME : 2:17.277 BEST LAP TIME : 2:17.614 DIFFERENCE : 0.337

LAP	SECTOR 1	SECTOR 2	LAP TIME	MPH	DIFF	TIME OF DAY
1 -		46.721	3:21.312	53.09	1:03.698	14:39:31.355
2 -	1:33.523	45.978	2:19.501 (3)	76.61	1.887	14:41:50.856
3 -	1:33.387	46.628	2:20.015	76.33	2.401	14:44:10.871
4 -	***1:32.082***	45.532	***2:17.614 (1)***	***77.66***		***14:46:28.485***
5 -	1:33.329	***45.195***	2:18.524 (2)	77.15	0.910	14:48:47.009

P23 7 YPM Joe BALDRY Yamaha -

IDEAL LAP TIME : 2:17.316 BEST LAP TIME : 2:17.400 DIFFERENCE : 0.084

LAP	SECTOR 1	SECTOR 2	LAP TIME	MPH	DIFF	TIME OF DAY
1 -		46.801	3:23.558	52.50	1:06.158	14:39:33.601
2 -	1:34.085	46.297	2:20.382	76.13	2.982	14:41:53.983
3 -	1:32.334	46.235	2:18.569 (3)	77.13	1.169	14:44:12.552
4 -	1:32.575	***45.666***	2:18.241 (2)	77.31	0.841	14:46:30.793
5 -	***1:31.650***	45.750	***2:17.400 (1)***	***77.78***		***14:48:48.193***

P24 58 YPMC Steve REDHEAD Yamaha - Binx Racing

IDEAL LAP TIME : 2:18.005 BEST LAP TIME : 2:18.534 DIFFERENCE : 0.529

LAP	SECTOR 1	SECTOR 2	LAP TIME	MPH	DIFF	TIME OF DAY
1 -		46.393	3:22.090	52.88	1:03.556	14:39:32.133
2 -	1:32.756	46.276	2:19.032 (2)	76.87	0.498	14:41:51.165
3 -	1:33.041	48.120	2:21.161	75.71	2.627	14:44:12.326
4 -	1:34.357	***45.826***	2:20.183 (3)	76.24	1.649	14:46:32.509
5 -	***1:32.179***	46.355	***2:18.534 (1)***	***77.15***		***14:48:51.043***

P25 88 YPM Peter MANNERING Yamaha - Mbc dispatch

IDEAL LAP TIME : 2:20.565 BEST LAP TIME : 2:20.686 DIFFERENCE : 0.121

LAP	SECTOR 1	SECTOR 2	LAP TIME	MPH	DIFF	TIME OF DAY
1 -		47.484	3:23.166	52.60	1:02.480	14:39:33.209
2 -	1:34.439	46.663	2:21.102 (2)	75.74	0.416	14:41:54.311
3 -	***1:33.982***	46.704	***2:20.686 (1)***	***75.97***		***14:44:14.997***
4 -	1:35.206	***46.583***	2:21.789	75.38	1.103	14:46:36.786
5 -	1:34.566	46.792	2:21.358 (3)	75.61	0.672	14:48:58.144

P26 11 YPMR Paul MIDDLETON Yamaha - Neil Zwartouw Carpentry

IDEAL LAP TIME : 2:22.203 BEST LAP TIME : 2:22.729 DIFFERENCE : 0.526

LAP	SECTOR 1	SECTOR 2	LAP TIME	MPH	DIFF	TIME OF DAY

Weather / Track : Cloudy / Dry

Snetterton
Circuit Length = 2.9689 miles
Start: 14:36 Flag 14:47 End: 14:49

BMCRC - MRO Championships 2016 - Rnd 4 @ Snetterton 300

DFDS Seaways Yamaha Past Masters & BMCRC Rookie Minitwins

RACE 8 - SECTOR ANALYSIS

SECTOR 1 = FL to I1, SECTOR 2 = I1 to FL, DIFF = Difference To Personal Best Lap

1 -		***46.739***	3:24.409		52.28	1:01.680	14:39:34.452
2 -	***1:35.464***	47.265	***2:22.729***	**(1)**	***74.88***		***14:41:57.181***
3 -	1:36.052	48.038	2:24.090	**(2)**	74.17	1.361	14:44:21.271
4 -	1:37.057	49.701	2:26.758		72.82	4.029	14:46:48.029
5 -	1:36.941	48.261	2:25.202	**(3)**	73.60	2.473	14:49:13.231

P27 5 YPMR Max HOUSE

Yamaha -

IDEAL LAP TIME : 2:23.911 BEST LAP TIME : 2:24.931 DIFFERENCE : 1.020

LAP	SECTOR 1	SECTOR 2	LAP TIME		MPH	DIFF	TIME OF DAY
1 -		***48.042***	3:30.318		50.81	1:05.387	14:39:40.361
2 -	***1:35.869***	49.250	2:25.119	**(3)**	73.65	0.188	14:42:05.480
3 -	1:36.459	48.472	***2:24.931***	**(1)**	***73.74***		***14:44:30.411***
4 -	1:36.661	48.302	2:24.963	**(2)**	73.72	0.032	14:46:55.374
5 -	1:37.593	49.134	2:26.727		72.84	1.796	14:49:22.101

P28 83 YPM Malcolm HUTCHEON

Yamaha -

IDEAL LAP TIME : 2:24.746 BEST LAP TIME : 2:24.746 DIFFERENCE : 0.000

LAP	SECTOR 1	SECTOR 2	LAP TIME		MPH	DIFF	TIME OF DAY
1 -		48.231	3:27.950		51.39	1:03.204	14:39:37.993
2 -	1:37.155	49.058	2:26.213	**(3)**	73.09	1.467	14:42:04.206
3 -	1:37.426	48.203	2:25.629	**(2)**	73.39	0.883	14:44:29.835
4 -	***1:36.940***	***47.806***	***2:24.746***	**(1)**	***73.84***		***14:46:54.581***
5 -	1:37.695	50.688	2:28.383		72.03	3.637	14:49:22.964

P29 73 RMT Dror GENSLER

Suzuki -

IDEAL LAP TIME : 2:36.335 BEST LAP TIME : 2:36.335 DIFFERENCE : 0.000

LAP	SECTOR 1	SECTOR 2	LAP TIME		MPH	DIFF	TIME OF DAY
1 -		53.776	2:44.747		64.87	8.412	14:38:54.790
2 -	1:45.140	53.442	2:38.582		67.39	2.247	14:41:33.372
3 -	1:44.483	52.825	2:37.308	**(3)**	67.94	0.973	14:44:10.680
4 -	***1:43.927***	***52.408***	***2:36.335***	**(1)**	***68.36***		***14:46:47.015***
5 -	1:44.261	52.757	2:37.018	**(2)**	68.06	0.683	14:49:24.033

P30 26 RMT Steven DOLAN

Suzuki -

IDEAL LAP TIME : 2:35.562 BEST LAP TIME : 2:35.686 DIFFERENCE : 0.124

LAP	SECTOR 1	SECTOR 2	LAP TIME		MPH	DIFF	TIME OF DAY
1 -		53.550	2:45.317		64.65	9.631	14:38:55.360
2 -	1:46.026	53.162	2:39.188		67.14	3.502	14:41:34.548
3 -	1:44.275	53.467	2:37.742	**(3)**	67.75	2.056	14:44:12.290
4 -	1:44.129	***52.211***	2:36.340	**(2)**	68.36	0.654	14:46:48.630
5 -	***1:43.351***	52.335	***2:35.686***	**(1)**	***68.65***		***14:49:24.316***

P31 41 YPM David ABRAHAM

Yamaha -

IDEAL LAP TIME : 2:25.473 BEST LAP TIME : 2:25.817 DIFFERENCE : 0.344

LAP	SECTOR 1	SECTOR 2	LAP TIME		MPH	DIFF	TIME OF DAY
1 -		50.260	3:32.716		50.24	1:06.899	14:39:42.759
2 -	1:38.600	49.441	2:28.041		72.19	2.224	14:42:10.800
3 -	1:38.491	***48.055***	2:26.546	**(3)**	72.93	0.729	14:44:37.346
4 -	1:37.808	48.253	2:26.061	**(2)**	73.17	0.244	14:47:03.407
5 -	***1:37.418***	48.399	***2:25.817***	**(1)**	***73.29***		***14:49:29.224***

P32 34 YPMR Mark EWENS

Yamaha -

IDEAL LAP TIME : 2:25.535 BEST LAP TIME : 2:25.535 DIFFERENCE : 0.000

LAP	SECTOR 1	SECTOR 2	LAP TIME		MPH	DIFF	TIME OF DAY
1 -		50.106	3:33.025		50.17	1:07.490	14:39:43.068
2 -	1:41.472	50.146	2:31.618		70.49	6.083	14:42:14.686
3 -	1:37.653	49.217	2:26.870	**(3)**	72.77	1.335	14:44:41.556
4 -	1:37.378	49.048	2:26.426	**(2)**	72.99	0.891	14:47:07.982

Weather / Track : Cloudy / Dry

Snetterton
Circuit Length = 2.9689 miles
Start: 14:36 Flag 14:47 End: 14:49

BMCRC - MRO Championships 2016 - Rnd 4 @ Snetterton 300

DFDS Seaways Yamaha Past Masters & BMCRC Rookie Minitwins

RACE 8 - SECTOR ANALYSIS

SECTOR 1 = FL to I1, SECTOR 2 = I1 to FL, DIFF = Difference To Personal Best Lap

5 -	***1:36.674***	***48.861***	***2:25.535***	***(1)***	***73.43***	***14:49:33.517***

P33 27 YPMC David PATERSON Yamaha - Arnold Self Drive

IDEAL LAP TIME : 2:30.263 BEST LAP TIME : 2:31.130 DIFFERENCE : 0.867

LAP	SECTOR 1	SECTOR 2	LAP TIME		MPH	DIFF	TIME OF DAY
1 -		50.779	3:32.654		50.26	1:01.524	14:39:42.697
2 -	1:41.699	***49.943***	2:31.642	**(2)**	70.48	0.512	14:42:14.339
3 -	***1:40.320***	50.810	***2:31.130***	***(1)***	***70.72***		***14:44:45.469***
4 -	1:42.759	51.664	2:34.423	**(3)**	69.21	3.293	14:47:19.892

P34 52 YPMC Tim HALL Yamaha -

IDEAL LAP TIME : 2:30.368 BEST LAP TIME : 2:30.368 DIFFERENCE : 0.000

LAP	SECTOR 1	SECTOR 2	LAP TIME		MPH	DIFF	TIME OF DAY
1 -		51.277	3:52.867		45.89	1:22.499	14:40:02.910
2 -	1:41.720	51.106	2:32.826	**(3)**	69.93	2.458	14:42:35.736
3 -	1:40.786	50.471	2:31.257	**(2)**	70.66	0.889	14:45:06.993
4 -	***1:39.962***	***50.406***	***2:30.368***	***(1)***	***71.07***		***14:47:37.361***

P35 90 YPMC Mark ELLERAY Yamaha - Abbot Solutions Ltd

IDEAL LAP TIME : 2:34.632 BEST LAP TIME : 2:34.632 DIFFERENCE : 0.000

LAP	SECTOR 1	SECTOR 2	LAP TIME		MPH	DIFF	TIME OF DAY
1 -		51.679	3:39.599		48.67	1:04.967	14:39:49.642
2 -	1:44.850	52.785	2:37.635	**(2)**	67.80	3.003	14:42:27.277
3 -	1:45.827	52.820	2:38.647	**(3)**	67.37	4.015	14:45:05.924
4 -	***1:44.036***	***50.596***	***2:34.632***	***(1)***	***69.11***		***14:47:40.556***

P36 59 YPMC Neil HESMAN Yamaha - Farkham Hall

IDEAL LAP TIME : 2:37.386 BEST LAP TIME : 2:37.946 DIFFERENCE : 0.560

LAP	SECTOR 1	SECTOR 2	LAP TIME		MPH	DIFF	TIME OF DAY
1 -		52.818	3:39.037		48.79	1:01.091	14:39:49.080
2 -	***1:44.662***	53.284	***2:37.946***	***(1)***	***67.66***		***14:42:27.026***
3 -	1:45.936	***52.724***	2:38.660	**(2)**	67.36	0.714	14:45:05.686
4 -	1:47.912	53.209	2:41.121	**(3)**	66.33	3.175	14:47:46.807

P37 169 RMT Justin SHARP Kawasaki - SDC

IDEAL LAP TIME : 2:13.401 BEST LAP TIME : 2:13.401 DIFFERENCE : 0.000

LAP	SECTOR 1	SECTOR 2	LAP TIME		MPH	DIFF	TIME OF DAY
1 -		45.158	2:23.049	**(3)**	74.71	9.648	14:38:33.092
2 -	1:29.671	44.836	2:14.507	**(2)**	79.46	1.106	14:40:47.599
3 -	***1:28.770***	***44.631***	***2:13.401***	***(1)***	***80.11***		***14:43:01.000***

P38 991 RMT Marc CUNNINGHAM Suzuki -

IDEAL LAP TIME : 2:09.472 BEST LAP TIME : 2:09.472 DIFFERENCE : 0.000

LAP	SECTOR 1	SECTOR 2	LAP TIME		MPH	DIFF	TIME OF DAY
1 -		44.213	2:13.740	**(2)**	79.91	4.268	14:38:23.783
2 -	***1:26.099***	***43.373***	***2:09.472***	***(1)***	***82.55***		***14:40:33.255***

P39 24 RMT Alex SIMMONS Suzuki - Westcountry Windings

IDEAL LAP TIME : 2:16.063 BEST LAP TIME : 2:22.104 DIFFERENCE : 6.041

LAP	SECTOR 1	SECTOR 2	LAP TIME		MPH	DIFF	TIME OF DAY
1 -		***45.293***	***2:22.104***	***(1)***	***75.21***		***14:38:32.147***

Weather / Track : Cloudy / Dry

Snetterton
Circuit Length = 2.9689 miles
Start: 14:36 Flag 14:47 End: 14:49

BMCRC - MRO Championships 2016 - Rnd 4 @ Snetterton 300

DFDS Seaways Yamaha Past Masters & BMCRC Rookie Minitwins

RACE 8 - BEST SECTORS

	SECTOR 1			SECTOR 2			IDEAL / BEST COMPARISON					
POS	NO	NAME	TIME	NO	NAME	TIME	POS	NO	NAME	IDEAL	BEST	DIFF
									PERFECT LAP	2:08.510		
1	174	SINGLETON	**1:25.957**	174	SINGLETON	**42.553**	1	174	SINGLETON	2:08.510	2:08.657	0.147
2	991	CUNNINGHAM	**1:26.099**	1	BARBER	**43.141**	2	991	CUNNINGHAM	2:09.472	2:09.472	0.000
3	12	EDWARDS	**1:27.593**	48	TAYLOR	**43.144**	3	1	BARBER	2:11.276	2:11.753	0.477
4	147	WATSON	**1:27.915**	991	CUNNINGHAM	**43.373**	4	12	EDWARDS	2:11.628	2:11.628	0.000
5	1	BARBER	**1:28.135**	147	WATSON	**43.753**	5	147	WATSON	2:11.668	2:11.668	0.000
6	48	TAYLOR	**1:28.563**	12	EDWARDS	**44.035**	6	48	TAYLOR	2:11.707	2:12.396	0.689
7	911	SHERIFF	**1:28.740**	175	TYRER	**44.169**	7	911	SHERIFF	2:13.237	2:13.607	0.370
8	169	SHARP	**1:28.770**	81	GRANT	**44.301**	8	175	TYRER	2:13.323	2:13.479	0.156
9	99	CATT	**1:28.919**	77	KEMP	**44.374**	9	99	CATT	2:13.333	2:13.932	0.599
10	113	ELKINS	**1:28.969**	99	CATT	**44.414**	10	169	SHARP	2:13.401	2:13.401	0.000
11	175	TYRER	**1:29.154**	911	SHERIFF	**44.497**	11	113	ELKINS	2:13.569	2:13.825	0.256
12	77	KEMP	**1:29.625**	17	BAUBLYTE	**44.582**	12	77	KEMP	2:13.999	2:13.999	0.000
13	17	BAUBLYTE	**1:30.052**	113	ELKINS	**44.600**	13	17	BAUBLYTE	2:14.634	2:14.642	0.008
14	81	GRANT	**1:30.758**	169	SHARP	**44.631**	14	81	GRANT	2:15.059	2:15.356	0.297
15	24	SIMMONS	**1:30.770**	101	DAVIES	**45.143**	15	24	SIMMONS	2:16.063	2:22.104	6.041
16	159	GREEN	**1:30.882**	18	PRENTICE	**45.195**	16	159	GREEN	2:16.384	2:17.163	0.779
17	7	BALDRY	**1:31.650**	24	SIMMONS	**45.293**	17	18	PRENTICE	2:17.277	2:17.614	0.337
18	29	HARWOOD	**1:31.962**	55	TOLAND	**45.483**	18	7	BALDRY	2:17.316	2:17.400	0.084
19	74	WHITBY	**1:31.972**	159	GREEN	**45.502**	19	101	DAVIES	2:17.346	2:17.998	0.652
20	18	PRENTICE	**1:32.082**	69	SAWYER	**45.558**	20	29	HARWOOD	2:17.580	2:17.788	0.208
21	58	REDHEAD	**1:32.179**	29	HARWOOD	**45.618**	21	74	WHITBY	2:17.826	2:18.037	0.211
22	101	DAVIES	**1:32.203**	7	BALDRY	**45.666**	22	69	SAWYER	2:17.866	2:18.281	0.415
23	69	SAWYER	**1:32.308**	58	REDHEAD	**45.826**	23	55	TOLAND	2:17.938	2:18.102	0.164
24	55	TOLAND	**1:32.455**	74	WHITBY	**45.854**	24	58	REDHEAD	2:18.005	2:18.534	0.529
25	88	MANNERING	**1:33.982**	88	MANNERING	**46.583**	25	88	MANNERING	2:20.565	2:20.686	0.121
26	16	LANSDELL	**1:34.980**	11	MIDDLETON	**46.739**	26	11	MIDDLETON	2:22.203	2:22.729	0.526
27	11	MIDDLETON	**1:35.464**	83	HUTCHEON	**47.806**	27	16	LANSDELL	2:23.137	2:23.891	0.754
28	5	HOUSE	**1:35.869**	5	HOUSE	**48.042**	28	5	HOUSE	2:23.911	2:24.931	1.020
29	728	DOWNING	**1:36.346**	41	ABRAHAM	**48.055**	29	728	DOWNING	2:24.439	2:24.638	0.199
30	43	DAVIE	**1:36.451**	728	DOWNING	**48.093**	30	83	HUTCHEON	2:24.746	2:24.746	0.000
31	34	EWENS	**1:36.674**	16	LANSDELL	**48.157**	31	43	DAVIE	2:24.862	2:25.262	0.400
32	83	HUTCHEON	**1:36.940**	43	DAVIE	**48.411**	32	41	ABRAHAM	2:25.473	2:25.817	0.344
33	41	ABRAHAM	**1:37.418**	34	EWENS	**48.861**	33	34	EWENS	2:25.535	2:25.535	0.000
34	52	HALL	**1:39.962**	27	PATERSON	**49.943**	34	27	PATERSON	2:30.263	2:31.130	0.867
35	27	PATERSON	**1:40.320**	52	HALL	**50.406**	35	52	HALL	2:30.368	2:30.368	0.000
36	26	DOLAN	**1:43.351**	90	ELLERAY	**50.596**	36	90	ELLERAY	2:34.632	2:34.632	0.000
37	73	GENSLER	**1:43.927**	26	DOLAN	**52.211**	37	26	DOLAN	2:35.562	2:35.686	0.124
38	90	ELLERAY	**1:44.036**	73	GENSLER	**52.408**	38	73	GENSLER	2:36.335	2:36.335	0.000
39	59	HESMAN	**1:44.662**	59	HESMAN	**52.724**	39	59	HESMAN	2:37.386	2:37.946	0.560
40												

Weather / Track : Cloudy / Dry

Snetterton
Circuit Length = 2.9689 miles
Start: 14:36 Flag 14:47 End: 14:49

Results can be found at www.tsl-timing.com

Printed - 14:54 Saturday, 28 May 2016

BMCRC - MRO Championships 2016 - Rnd 4 @ Snetterton 300

DFDS Seaways Yamaha Past Masters & BMCRC Rookie Minitwins

RACE 18 - CLASSIFICATION

POS	NO	CL	PIC	NAME	ENTRY	LAPS	TIME	GAP	DIFF	MPH	BEST	ON
1	174	RMT	1	Daniel SINGLETON	Suzuki - SDC	5	10:54.154			81.69	2:09.350	2
2	175	RMT	2	Richard TYRER	Suzuki -	5	11:07.616	13.462	13.462	80.04	2:11.422	5
3	12	RMT	3	Stephen EDWARDS	Suzuki -	5	11:07.669	13.515	0.053	80.04	2:10.676	5
4	911	RMT	4	Kaine SHERIFF	Suzuki - Yorkshire Motorhomes	5	11:08.080	13.926	0.411	79.99	2:11.549	5
5	113	RMT	5	Sam ELKINS	Suzuki - Me Old Man	5	11:15.289	21.135	7.209	79.13	2:12.285	2
6	77	RMT	6	Arran KEMP	Suzuki - A.V.Ceilings	5	11:18.804	24.650	3.515	78.72	2:13.961	5
7	99	RMT	7	Ben CATT	Suzuki -	5	11:21.169	27.015	2.365	78.45	2:13.988	2
8	17 *	RMT	8	Ieva BAUBLYTE	Suzuki - 1st Moto Solutions	5	11:28.617	34.463	7.448	77.60	2:13.333	4
9	991	RMT	9	Marc CUNNINGHAM	Suzuki -	5	11:32.316	38.162	3.699	77.19	2:12.373	3
10	159	RMT	10	Thurstan GREEN	Suzuki -	5	11:33.036	38.882	0.720	77.11	2:16.507	5
11	1	YPM	1	Matt BARBER	Yamaha -	5	11:52.467	58.313	19.431	75.00	2:11.003	5
12	48	YPM	2	Mark TAYLOR	Yamaha - B K NOLTE contracts limited	5	11:57.403	1:03.249	4.936	74.49	2:12.248	2
13	13	YPM	3	Doug EDMONDSON	Yamaha - Wave Racing Developments	5	12:14.436	1:20.282	17.033	72.76	2:14.115	4
14	81	YPM	4	Scott GRANT	Yamaha - SEAGER engineering/ Motaa Cycle Parts	5	12:15.179	1:21.025	0.743	72.69	2:15.939	4
15	16	RMT	11	Geoff LANSDELL	Suzuki - EPG Domestic	5	12:15.990	1:21.836	0.811	72.61	2:22.815	5
16	43	RMT	12	Robert DAVIE	Suzuki -	5	12:16.844	1:22.690	0.854	72.52	2:24.893	4
17	728	RMT	13	David DOWNING	Suzuki -	5	12:21.769	1:27.615	4.925	72.04	2:25.264	4
18	29	YPMC	1	Giles HARWOOD	Yamaha -	5	12:24.642	1:30.488	2.873	71.76	2:16.102	5
19	101	YPM	5	Andrew DAVIES	Yamaha - GIBSON EXHAUSTS	5	12:24.821	1:30.667	0.179	71.74	2:17.716	4
20	74	YPM	6	Paul WHITBY	Yamaha - Prestige Decor Ltd	5	12:26.044	1:31.890	1.223	71.63	2:17.681	4
21	7	YPM	7	Joe BALDRY	Yamaha -	5	12:28.675	1:34.521	2.631	71.37	2:17.217	4
22	18	YPMC	2	Marc PRENTICE	Yamaha - Mungo Marine Ltd	5	12:28.747	1:34.593	0.072	71.37	2:18.364	5
23	55	YPM	8	Paul TOLAND	Yamaha -	5	12:28.804	1:34.650	0.057	71.36	2:19.017	4
24	69	YPM	9	Richard SAWYER	Yamaha -	5	12:29.689	1:35.535	0.885	71.28	2:18.123	2
25	58	YPMC	3	Steve REDHEAD	Yamaha - Binx Racing	5	12:59.848	2:05.694	30.159	68.52	2:20.462	5
26	11	YPMR	1	Paul MIDDLETON	Yamaha - Neil Zwartouw Carpentry	5	13:01.592	2:07.438	1.744	68.37	2:21.669	2
27	41	YPM	10	David ABRAHAM	Yamaha -	5	13:06.402	2:12.248	4.810	67.95	2:24.300	5
28	83	YPM	11	Malcolm HUTCHEON	Yamaha -	5	13:08.953	2:14.799	2.551	67.73	2:26.083	5
29	52	YPMC	4	Tim HALL	Yamaha -	5	13:10.103	2:15.949	1.150	67.63	2:27.102	4
30	5	YPMR	2	Max HOUSE	Yamaha -	5	13:10.808	2:16.654	0.705	67.57	2:26.999	3
31	34	YPMR	3	Mark EWENS	Yamaha -	5	13:11.019	2:16.865	0.211	67.55	2:26.503	3
32	26	RMT	14	Steven DOLAN	Suzuki -	5	13:19.157	2:25.003	8.138	66.87	2:36.626	4
33	73	RMT	15	Dror GENSLER	Suzuki -	5	13:19.975	2:25.821	0.818	66.80	2:37.957	4
34	68	YPMC	5	Kevin MARSHALL	Yamaha -	4	10:56.683	1 Lap	1 Lap	65.10	2:29.759	2
35	90	YPMC	6	Mark ELLERAY	Yamaha - Abbot Solutions Ltd	4	11:32.247	1 Lap	35.564	61.75	2:39.838	2
36	25	YPMR	4	Allan SEXTON	Yamaha - Poole Motorcycles Ltd	4	12:42.015	1 Lap	1:09.768	56.10	2:53.506	4

NOT CLASSIFIED

DNF	147	RMT		Thomas WATSON	Suzuki - Motorsportdays.com TEA Time Racing	4	8:57.740	1 Lap		79.50	2:11.442	3
DNF	88	YPM		Peter MANNERING	Yamaha - Mbc dispatch	3	8:02.794	2 Laps	1 Lap	66.41	2:22.999	3
DNF	27	YPMC		David PATERSON	Yamaha - Arnold Self Drive	3	8:56.656	2 Laps	53.862	59.74	2:40.464	2
DNF	24	RMT		Alex SIMMONS	Suzuki - Westcountry Windings	0						

FASTEST LAP

174	RMT	Daniel SINGLETON	Suzuki - SDC	2	2:09.350	82.62 mph	132.97 kph
1	YPM	Matt BARBER	Yamaha -	5	2:11.003	81.58 mph	131.30 kph
29	YPMC	Giles HARWOOD	Yamaha -	5	2:16.102	78.52 mph	126.38 kph
11	YPMR	Paul MIDDLETON	Yamaha - Neil Zwartouw Carpentry	2	2:21.669	75.44 mph	121.41 kph

*** No. 17 - 10 second penalty - jump start**
Class RMT - 90% of Race Speed = 73.52 mph
Class YPM - 90% of Race Speed = 67.50 mph
Class YPMC - 90% of Race Speed = 64.58 mph
Class YPMR - 90% of Race Speed = 61.53 mph

Snetterton
Circuit Length = 2.9689 miles
Start: 17:47 Flag 17:58 End: 18:00

Weather / Track : Cloudy / Dry
These results are provisional until the conclusion of any judicial and technical matters.

Clerk Of Course :		Timekeeper :

Results can be found at www.tsl-timing.com

Printed - 18:01 Saturday, 28 May 2016

BMCRC - MRO Championships 2016 - Rnd 4 @ Snetterton 300

DFDS Seaways Yamaha Past Masters & BMCRC Rookie Minitwins

RACE 18 - LAP CHART

LAP 1		@ 17:49:33.681
NO	BEHIND	LAP TIME
174		2:14.606
175	2.804	2:17.410
911	4.031	2:18.637
113	4.289	2:18.895
12	4.825	2:19.431
991	5.145	2:19.751
99	5.957	2:20.563
77	6.828	2:21.434
17	7.422	2:22.028
147	7.575	2:22.181
159	8.586	2:23.192
16	19.395	2:34.001
728	20.229	2:34.835
43	21.023	2:35.629
73	31.027	2:45.633
26	32.526	2:47.132
48	48.115	3:02.721
1	49.924	3:04.530
81	52.297	3:06.903
29	52.873	3:07.479
101	54.679	3:09.285
13	54.953	3:09.559
55	56.140	3:10.746
74	57.496	3:12.102
18	57.888	3:12.494
58	58.124	3:12.730
69	58.542	3:13.148
7	1:00.707	3:15.313
88	1:01.758	3:16.364
11	1:01.851	3:16.457
5	1:04.689	3:19.295
52	1:04.698	3:19.304
83	1:06.756	3:21.362
34	1:07.409	3:22.015
41	1:07.547	3:22.153
68	1:10.212	3:24.818
27	1:15.829	3:30.435
90	1:16.754	3:31.360
25	1:35.722	3:50.328

LAP 2		@ 17:51:43.031
NO	BEHIND	LAP TIME
174		2:09.350
911	6.836	2:12.155
175	6.925	2:13.471
113	7.224	2:12.285
12	7.679	2:12.204
99	10.595	2:13.988
147	10.723	2:12.498
77	11.811	2:14.333
17	12.282	2:14.210
159	17.939	2:18.703
991	27.518	2:31.723
16	37.046	2:27.001
43	37.511	2:25.838
728	38.506	2:27.627
48	51.013	2:12.248
1	54.449	2:13.875
81	59.442	2:16.495
73	1:00.405	2:38.728
26	1:01.970	2:38.794
13	1:02.061	2:16.458
29	1:03.424	2:19.901
101	1:03.980	2:18.651
55	1:05.875	2:19.085
74	1:06.707	2:18.561
69	1:07.315	2:18.123
18	1:07.618	2:19.080
7	1:10.204	2:18.847
11	1:14.170	2:21.669
88	1:15.839	2:23.431
5	1:23.242	2:27.903
52	1:23.620	2:28.272
83	1:23.752	2:26.346
41	1:24.112	2:25.915
58	1:25.633	2:36.859
34	1:25.650	2:27.591
68	1:30.621	2:29.759
27	1:46.943	2:40.464
90	1:47.242	2:39.838

LAP 3		@ 17:53:52.575
NO	BEHIND	LAP TIME
174		2:09.544
911	10.518	2:13.226
175	11.020	2:13.639
12	11.485	2:13.350
147	12.621	2:11.442
113	13.564	2:15.884
99	16.536	2:15.485
77	17.133	2:14.866
17	17.694	2:14.956
25	1 Lap	3:00.940
159	25.096	2:16.701
991	30.347	2:12.373
43	53.249	2:25.282
48	54.203	2:12.734
16	54.388	2:26.886
728	54.726	2:25.764
1	56.509	2:11.604
81	1:06.541	2:16.643
13	1:07.830	2:15.313
101	1:14.296	2:19.860
29	1:14.991	2:21.111
55	1:16.359	2:20.028
74	1:17.050	2:19.887
18	1:17.705	2:19.631
69	1:17.765	2:19.994
7	1:18.874	2:18.214
88	1:29.294	2:22.999
26	1:29.486	2:37.060
73	1:29.965	2:39.104
11	1:30.026	2:25.400
58	1:40.386	2:24.297
5	1:40.697	2:26.999
52	1:41.511	2:27.435
41	1:41.610	2:27.042
83	1:42.238	2:28.030
34	1:42.609	2:26.503
68	1:51.655	2:30.578

LAP 4		@ 17:56:02.731
NO	BEHIND	LAP TIME
174		2:10.156
90	1 Lap	2:41.148
175	12.538	2:11.674
911	12.875	2:12.513
27	1 Lap	2:45.757
12	13.337	2:12.008
147	14.084	2:11.619
113	16.505	2:13.097
17	20.871	2:13.333
99	21.169	2:14.789
77	21.187	2:14.210
159	32.873	2:17.933
991	34.142	2:13.951
48	56.535	2:12.488
1	57.808	2:11.455
25	1 Lap	2:57.241
43	1:07.986	2:24.893
16	1:09.519	2:25.287
728	1:09.834	2:25.264
13	1:11.789	2:14.115
81	1:12.324	2:15.939
101	1:21.856	2:17.716
74	1:24.575	2:17.681
29	1:24.884	2:20.049
55	1:25.220	2:19.017
69	1:25.862	2:18.253
7	1:25.935	2:17.217
18	1:26.727	2:19.178
11	1:54.711	2:34.841
58	1:55.730	2:25.500
26	1:55.956	2:36.626
73	1:57.766	2:37.957
41	1:58.446	2:26.992
52	1:58.457	2:27.102
5	1:58.811	2:28.270
83	1:59.214	2:27.132
34	1:59.877	2:27.424

LAP 5		@ 17:58:13.229
NO	BEHIND	LAP TIME
174		2:10.498
68	1 Lap	2:31.528
175	13.462	2:11.422
12	13.515	2:10.676
911	13.926	2:11.549
113	21.135	2:15.128
17	24.463	2:14.090
77	24.650	2:13.961
99	27.015	2:16.344
90	1 Lap	2:39.901
991	38.162	2:14.518
159	38.882	2:16.507
1	58.313	2:11.003
48	1:03.249	2:17.212
13	1:20.282	2:18.991
81	1:21.025	2:19.199
16	1:21.836	2:22.815
43	1:22.690	2:25.202
728	1:27.615	2:28.279
29	1:30.488	2:16.102
101	1:30.667	2:19.309
74	1:31.890	2:17.813
7	1:34.521	2:19.084
18	1:34.593	2:18.364
55	1:34.650	2:19.928
69	1:35.535	2:20.171
25	1 Lap	2:53.506
58	2:05.694	2:20.462
11	2:07.438	2:23.225
41	2:12.248	2:24.300
83	2:14.799	2:26.083
52	2:15.949	2:27.990
5	2:16.654	2:28.341
34	2:16.865	2:27.486
26	2:25.003	2:39.545
73	2:25.821	2:38.553

Weather / Track : Cloudy / Dry

Snetterton
Circuit Length = 2.9689 miles
Start: 17:47 Flag 17:58 End: 18:00

Results can be found at www.tsl-timing.com

Printed - 18:03 Saturday, 28 May 2016

BMCRC - MRO Championships 2016 - Rnd 4 @ Snetterton 300

DFDS Seaways Yamaha Past Masters & BMCRC Rookie Minitwins

RACE 18 - SECTOR ANALYSIS

SECTOR 1 = FL to I1, SECTOR 2 = I1 to FL, DIFF = Difference To Personal Best Lap

P1 174 RMT Daniel SINGLETON — Suzuki - SDC

IDEAL LAP TIME : 2:09.020 BEST LAP TIME : 2:09.350 DIFFERENCE : 0.330

LAP	SECTOR 1	SECTOR 2	LAP TIME	MPH	DIFF	TIME OF DAY
1 -		42.834	2:14.606	79.40	5.256	17:49:33.681
2 -	***1:26.464***	42.886	***2:09.350*** **(1)**	***82.62***		***17:51:43.031***
3 -	1:26.988	***42.556***	2:09.544 **(2)**	82.50	0.194	17:53:52.575
4 -	1:27.294	42.862	2:10.156 **(3)**	82.11	0.806	17:56:02.731
5 -	1:26.880	43.618	2:10.498	81.90	1.148	17:58:13.229

P2 175 RMT Richard TYRER — Suzuki -

IDEAL LAP TIME : 2:11.256 BEST LAP TIME : 2:11.422 DIFFERENCE : 0.166

LAP	SECTOR 1	SECTOR 2	LAP TIME	MPH	DIFF	TIME OF DAY
1 -		***43.907***	2:17.410	77.78	5.988	17:49:36.485
2 -	1:28.709	44.762	2:13.471 **(3)**	80.07	2.049	17:51:49.956
3 -	1:28.555	45.084	2:13.639	79.97	2.217	17:54:03.595
4 -	1:27.573	44.101	2:11.674 **(2)**	81.17	0.252	17:56:15.269
5 -	***1:27.349***	44.073	***2:11.422*** **(1)**	***81.32***		***17:58:26.691***

P3 12 RMT Stephen EDWARDS — Suzuki -

IDEAL LAP TIME : 2:10.644 BEST LAP TIME : 2:10.676 DIFFERENCE : 0.032

LAP	SECTOR 1	SECTOR 2	LAP TIME	MPH	DIFF	TIME OF DAY
1 -		44.968	2:19.431	76.65	8.755	17:49:38.506
2 -	1:28.067	***44.137***	2:12.204 **(3)**	80.84	1.528	17:51:50.710
3 -	1:28.181	45.169	2:13.350	80.15	2.674	17:54:04.060
4 -	1:27.199	44.809	2:12.008 **(2)**	80.96	1.332	17:56:16.068
5 -	***1:26.507***	44.169	***2:10.676*** **(1)**	***81.79***		***17:58:26.744***

P4 911 RMT Kaine SHERIFF — Suzuki - Yorkshire Motorhomes

IDEAL LAP TIME : 2:11.549 BEST LAP TIME : 2:11.549 DIFFERENCE : 0.000

LAP	SECTOR 1	SECTOR 2	LAP TIME	MPH	DIFF	TIME OF DAY
1 -		44.836	2:18.637	77.09	7.088	17:49:37.712
2 -	1:27.489	44.666	2:12.155 **(2)**	80.87	0.606	17:51:49.867
3 -	1:28.207	45.019	2:13.226	80.22	1.677	17:54:03.093
4 -	1:27.814	44.699	2:12.513 **(3)**	80.65	0.964	17:56:15.606
5 -	***1:27.382***	***44.167***	***2:11.549*** **(1)**	***81.24***		***17:58:27.155***

P5 113 RMT Sam ELKINS — Suzuki - Me Old Man

IDEAL LAP TIME : 2:12.285 BEST LAP TIME : 2:12.285 DIFFERENCE : 0.000

LAP	SECTOR 1	SECTOR 2	LAP TIME	MPH	DIFF	TIME OF DAY
1 -		44.564	2:18.895	76.95	6.610	17:49:37.970
2 -	***1:28.001***	***44.284***	***2:12.285*** **(1)**	***80.79***		***17:51:50.255***
3 -	1:31.465	44.419	2:15.884	78.65	3.599	17:54:06.139
4 -	1:28.643	44.454	2:13.097 **(2)**	80.30	0.812	17:56:19.236
5 -	1:30.104	45.024	2:15.128 **(3)**	79.09	2.843	17:58:34.364

P6 77 RMT Arran KEMP — Suzuki - A.V.Ceilings

IDEAL LAP TIME : 2:12.967 BEST LAP TIME : 2:13.961 DIFFERENCE : 0.994

LAP	SECTOR 1	SECTOR 2	LAP TIME	MPH	DIFF	TIME OF DAY
1 -		44.978	2:21.434	75.56	7.473	17:49:40.509
2 -	1:29.367	44.966	2:14.333 **(3)**	79.56	0.372	17:51:54.842
3 -	1:29.593	45.273	2:14.866	79.24	0.905	17:54:09.708
4 -	***1:29.175***	45.035	2:14.210 **(2)**	79.63	0.249	17:56:23.918
5 -	1:30.169	***43.792***	***2:13.961*** **(1)**	***79.78***		***17:58:37.879***

P7 99 RMT Ben CATT — Suzuki -

IDEAL LAP TIME : 2:13.966 BEST LAP TIME : 2:13.988 DIFFERENCE : 0.022

LAP	SECTOR 1	SECTOR 2	LAP TIME	MPH	DIFF	TIME OF DAY

Weather / Track : Cloudy / Dry

Snetterton
Circuit Length = 2.9689 miles
Start: 17:47 Flag 17:58 End: 18:00

BMCRC - MRO Championships 2016 - Rnd 4 @ Snetterton 300

DFDS Seaways Yamaha Past Masters & BMCRC Rookie Minitwins

RACE 18 - SECTOR ANALYSIS

SECTOR 1 = FL to I1, SECTOR 2 = I1 to FL, DIFF = Difference To Personal Best Lap

1 -		44.806	2:20.563	76.03	6.575	17:49:39.638
2 -	1:29.555	***44.433***	***2:13.988*** **(1)**	***79.76***		***17:51:53.626***
3 -	1:29.944	45.541	2:15.485 **(3)**	78.88	1.497	17:54:09.111
4 -	***1:29.533***	45.256	2:14.789 **(2)**	79.29	0.801	17:56:23.900
5 -	1:30.907	45.437	2:16.344	78.39	2.356	17:58:40.244

P8 17 RMT Ieva BAUBLYTE Suzuki - 1st Moto Solutions

IDEAL LAP TIME : 2:12.896 BEST LAP TIME : 2:13.333 DIFFERENCE : 0.437

LAP	SECTOR 1	SECTOR 2	LAP TIME	MPH	DIFF	TIME OF DAY
1 -		44.212	2:22.028	75.25	8.695	17:49:41.103
2 -	1:30.033	44.177	2:14.210 **(3)**	79.63	0.877	17:51:55.313
3 -	1:29.817	45.139	2:14.956	79.19	1.623	17:54:10.269
4 -	***1:28.739***	44.594	***2:13.333*** **(1)**	***80.16***		***17:56:23.602***
5 -	1:29.933	***44.157***	2:14.090 **(2)**	79.70	0.757	17:58:37.692

P9 991 RMT Marc CUNNINGHAM Suzuki -

IDEAL LAP TIME : 2:12.369 BEST LAP TIME : 2:12.373 DIFFERENCE : 0.004

LAP	SECTOR 1	SECTOR 2	LAP TIME	MPH	DIFF	TIME OF DAY
1 -		***44.351***	2:19.751	76.47	7.378	17:49:38.826
2 -	1:47.221	44.502	2:31.723	70.44	19.350	17:52:10.549
3 -	***1:28.018***	44.355	***2:12.373*** **(1)**	***80.74***		***17:54:22.922***
4 -	1:29.598	44.353	2:13.951 **(2)**	79.79	1.578	17:56:36.873
5 -	1:28.686	45.832	2:14.518 **(3)**	79.45	2.145	17:58:51.391

P10 159 RMT Thurstan GREEN Suzuki -

IDEAL LAP TIME : 2:16.011 BEST LAP TIME : 2:16.507 DIFFERENCE : 0.496

LAP	SECTOR 1	SECTOR 2	LAP TIME	MPH	DIFF	TIME OF DAY
1 -		***45.224***	2:23.192	74.64	6.685	17:49:42.267
2 -	1:32.516	46.187	2:18.703	77.05	2.196	17:52:00.970
3 -	1:31.134	45.567	2:16.701 **(2)**	78.18	0.194	17:54:17.671
4 -	1:32.170	45.763	2:17.933 **(3)**	77.48	1.426	17:56:35.604
5 -	***1:30.787***	45.720	***2:16.507*** **(1)**	***78.29***		***17:58:52.111***

P11 1 YPM Matt BARBER Yamaha -

IDEAL LAP TIME : 2:10.163 BEST LAP TIME : 2:11.003 DIFFERENCE : 0.840

LAP	SECTOR 1	SECTOR 2	LAP TIME	MPH	DIFF	TIME OF DAY
1 -		43.774	3:04.530	57.92	53.527	17:50:23.605
2 -	1:29.600	44.275	2:13.875	79.83	2.872	17:52:37.480
3 -	1:28.399	***43.205***	2:11.604 **(3)**	81.21	0.601	17:54:49.084
4 -	1:28.236	43.219	2:11.455 **(2)**	81.30	0.452	17:57:00.539
5 -	***1:26.958***	44.045	***2:11.003*** **(1)**	***81.58***		***17:59:11.542***

P12 48 YPM Mark TAYLOR Yamaha - B K NOLTE contracts limited

IDEAL LAP TIME : 2:11.412 BEST LAP TIME : 2:12.248 DIFFERENCE : 0.836

LAP	SECTOR 1	SECTOR 2	LAP TIME	MPH	DIFF	TIME OF DAY
1 -		***43.174***	3:02.721	58.49	50.473	17:50:21.796
2 -	1:28.814	43.434	***2:12.248*** **(1)**	***80.81***		***17:52:34.044***
3 -	1:28.711	44.023	2:12.734 **(3)**	80.52	0.486	17:54:46.778
4 -	1:28.986	43.502	2:12.488 **(2)**	80.67	0.240	17:56:59.266
5 -	***1:28.238***	48.974	2:17.212	77.89	4.964	17:59:16.478

P13 13 YPM Doug EDMONDSON Yamaha - Wave Racing Developments

IDEAL LAP TIME : 2:14.115 BEST LAP TIME : 2:14.115 DIFFERENCE : 0.000

LAP	SECTOR 1	SECTOR 2	LAP TIME	MPH	DIFF	TIME OF DAY
1 -		44.527	3:09.559	56.38	55.444	17:50:28.634
2 -	1:31.305	45.153	2:16.458 **(3)**	78.32	2.343	17:52:45.092
3 -	1:30.899	44.414	2:15.313 **(2)**	78.98	1.198	17:55:00.405
4 -	***1:29.737***	***44.378***	***2:14.115*** **(1)**	***79.69***		***17:57:14.520***

Snetterton
Circuit Length = 2.9689 miles
Start: 17:47 Flag 17:58 End: 18:00

Weather / Track : Cloudy / Dry

BMCRC - MRO Championships 2016 - Rnd 4 @ Snetterton 300

DFDS Seaways Yamaha Past Masters & BMCRC Rookie Minitwins

RACE 18 - SECTOR ANALYSIS

SECTOR 1 = FL to I1, SECTOR 2 = I1 to FL, DIFF = Difference To Personal Best Lap

5 -	1:33.668	45.323	2:18.991	76.89	4.876	17:59:33.511

P14 81 YPM Scott GRANT
Yamaha - SEAGER engineering/ Motaa Cycle Parts

IDEAL LAP TIME : 2:15.763 BEST LAP TIME : 2:15.939 DIFFERENCE : 0.176

LAP	SECTOR 1	SECTOR 2	LAP TIME	MPH	DIFF	TIME OF DAY
1 -		***44.597***	3:06.903	57.18	50.964	17:50:25.978
2 -	1:31.274	45.221	2:16.495 **(2)**	78.30	0.556	17:52:42.473
3 -	1:31.226	45.417	2:16.643 **(3)**	78.21	0.704	17:54:59.116
4 -	***1:31.166***	44.773	***2:15.939*** **(1)**	***78.62***		***17:57:15.055***
5 -	1:33.861	45.338	2:19.199	76.78	3.260	17:59:34.254

P15 16 RMT Geoff LANSDELL
Suzuki - EPG Domestic

IDEAL LAP TIME : 2:22.815 BEST LAP TIME : 2:22.815 DIFFERENCE : 0.000

LAP	SECTOR 1	SECTOR 2	LAP TIME	MPH	DIFF	TIME OF DAY
1 -		49.608	2:34.001	69.40	11.186	17:49:53.076
2 -	1:37.035	49.966	2:27.001	72.70	4.186	17:52:20.077
3 -	1:36.643	50.243	2:26.886 **(3)**	72.76	4.071	17:54:46.963
4 -	1:36.193	49.094	2:25.287 **(2)**	73.56	2.472	17:57:12.250
5 -	***1:35.509***	***47.306***	***2:22.815*** **(1)**	***74.83***		***17:59:35.065***

P16 43 RMT Robert DAVIE
Suzuki -

IDEAL LAP TIME : 2:24.404 BEST LAP TIME : 2:24.893 DIFFERENCE : 0.489

LAP	SECTOR 1	SECTOR 2	LAP TIME	MPH	DIFF	TIME OF DAY
1 -		48.170	2:35.629	68.67	10.736	17:49:54.704
2 -	1:36.905	48.933	2:25.838	73.28	0.945	17:52:20.542
3 -	1:36.492	48.790	2:25.282 **(3)**	73.56	0.389	17:54:45.824
4 -	***1:36.377***	48.516	***2:24.893*** **(1)**	***73.76***		***17:57:10.717***
5 -	1:37.175	***48.027***	2:25.202 **(2)**	73.60	0.309	17:59:35.919

P17 728 RMT David DOWNING
Suzuki -

IDEAL LAP TIME : 2:24.941 BEST LAP TIME : 2:25.264 DIFFERENCE : 0.323

LAP	SECTOR 1	SECTOR 2	LAP TIME	MPH	DIFF	TIME OF DAY
1 -		48.809	2:34.835	69.02	9.571	17:49:53.910
2 -	1:37.763	49.864	2:27.627 **(3)**	72.39	2.363	17:52:21.537
3 -	***1:36.865***	48.899	2:25.764 **(2)**	73.32	0.500	17:54:47.301
4 -	1:37.188	***48.076***	***2:25.264*** **(1)**	***73.57***		***17:57:12.565***
5 -	1:37.653	50.626	2:28.279	72.08	3.015	17:59:40.844

P18 29 YPMC Giles HARWOOD
Yamaha -

IDEAL LAP TIME : 2:15.552 BEST LAP TIME : 2:16.102 DIFFERENCE : 0.550

LAP	SECTOR 1	SECTOR 2	LAP TIME	MPH	DIFF	TIME OF DAY
1 -		***44.368***	3:07.479	57.00	51.377	17:50:26.554
2 -	1:33.537	46.364	2:19.901 **(2)**	76.39	3.799	17:52:46.455
3 -	1:34.467	46.644	2:21.111	75.74	5.009	17:55:07.566
4 -	1:33.494	46.555	2:20.049 **(3)**	76.31	3.947	17:57:27.615
5 -	***1:31.184***	44.918	***2:16.102*** **(1)**	***78.52***		***17:59:43.717***

P19 101 YPM Andrew DAVIES
Yamaha - GIBSON EXHAUSTS

IDEAL LAP TIME : 2:17.346 BEST LAP TIME : 2:17.716 DIFFERENCE : 0.370

LAP	SECTOR 1	SECTOR 2	LAP TIME	MPH	DIFF	TIME OF DAY
1 -		46.059	3:09.285	56.46	51.569	17:50:28.360
2 -	1:32.930	45.721	2:18.651 **(2)**	77.08	0.935	17:52:47.011
3 -	1:33.797	46.063	2:19.860	76.41	2.144	17:55:06.871
4 -	1:32.383	***45.333***	***2:17.716*** **(1)**	***77.60***		***17:57:24.587***
5 -	***1:32.013***	47.296	2:19.309 **(3)**	76.72	1.593	17:59:43.896

Weather / Track : Cloudy / Dry

Snetterton
Circuit Length = 2.9689 miles
Start: 17:47 Flag 17:58 End: 18:00

BMCRC - MRO Championships 2016 - Rnd 4 @ Snetterton 300

DFDS Seaways Yamaha Past Masters & BMCRC Rookie Minitwins

RACE 18 - SECTOR ANALYSIS

SECTOR 1 = FL to I1, SECTOR 2 = I1 to FL, DIFF = Difference To Personal Best Lap

P20 74 YPM Paul WHITBY Yamaha - Prestige Decor Ltd

IDEAL LAP TIME : 2:17.546 BEST LAP TIME : 2:17.681 DIFFERENCE : 0.135

LAP	SECTOR 1	SECTOR 2	LAP TIME	MPH	DIFF	TIME OF DAY
1 -		46.338	3:12.102	55.63	54.421	17:50:31.177
2 -	1:32.400	46.161	2:18.561 (3)	77.13	0.880	17:52:49.738
3 -	1:33.194	46.693	2:19.887	76.40	2.206	17:55:09.625
4 -	***1:31.687***	45.994	***2:17.681 (1)***	***77.62***		***17:57:27.306***
5 -	1:31.954	***45.859***	2:17.813 (2)	77.55	0.132	17:59:45.119

P21 7 YPM Joe BALDRY Yamaha -

IDEAL LAP TIME : 2:16.956 BEST LAP TIME : 2:17.217 DIFFERENCE : 0.261

LAP	SECTOR 1	SECTOR 2	LAP TIME	MPH	DIFF	TIME OF DAY
1 -		46.330	3:15.313	54.72	58.096	17:50:34.388
2 -	1:32.941	45.906	2:18.847 (3)	76.97	1.630	17:52:53.235
3 -	1:32.918	***45.296***	2:18.214 (2)	77.32	0.997	17:55:11.449
4 -	***1:31.660***	45.557	***2:17.217 (1)***	***77.89***		***17:57:28.666***
5 -	1:32.617	46.467	2:19.084	76.84	1.867	17:59:47.750

P22 18 YPMC Marc PRENTICE Yamaha - Mungo Marine Ltd

IDEAL LAP TIME : 2:18.364 BEST LAP TIME : 2:18.364 DIFFERENCE : 0.000

LAP	SECTOR 1	SECTOR 2	LAP TIME	MPH	DIFF	TIME OF DAY
1 -		46.172	3:12.494	55.52	54.130	17:50:31.569
2 -	1:33.260	45.820	2:19.080 (2)	76.84	0.716	17:52:50.649
3 -	1:33.029	46.602	2:19.631	76.54	1.267	17:55:10.280
4 -	1:32.785	46.393	2:19.178 (3)	76.79	0.814	17:57:29.458
5 -	***1:32.611***	***45.753***	***2:18.364 (1)***	***77.24***		***17:59:47.822***

P23 55 YPM Paul TOLAND Yamaha -

IDEAL LAP TIME : 2:18.683 BEST LAP TIME : 2:19.017 DIFFERENCE : 0.334

LAP	SECTOR 1	SECTOR 2	LAP TIME	MPH	DIFF	TIME OF DAY
1 -		***45.753***	3:10.746	56.03	51.729	17:50:29.821
2 -	1:33.082	46.003	2:19.085 (2)	76.84	0.068	17:52:48.906
3 -	1:33.865	46.163	2:20.028	76.32	1.011	17:55:08.934
4 -	***1:32.930***	46.087	***2:19.017 (1)***	***76.88***		***17:57:27.951***
5 -	1:33.288	46.640	2:19.928 (3)	76.38	0.911	17:59:47.879

P24 69 YPM Richard SAWYER Yamaha -

IDEAL LAP TIME : 2:17.830 BEST LAP TIME : 2:18.123 DIFFERENCE : 0.293

LAP	SECTOR 1	SECTOR 2	LAP TIME	MPH	DIFF	TIME OF DAY
1 -		46.627	3:13.148	55.33	55.025	17:50:32.223
2 -	1:32.590	***45.533***	***2:18.123 (1)***	***77.38***		***17:52:50.346***
3 -	1:33.295	46.699	2:19.994 (3)	76.34	1.871	17:55:10.340
4 -	***1:32.297***	45.956	2:18.253 (2)	77.30	0.130	17:57:28.593
5 -	1:32.903	47.268	2:20.171	76.25	2.048	17:59:48.764

P25 58 YPMC Steve REDHEAD Yamaha - Binx Racing

IDEAL LAP TIME : 2:20.462 BEST LAP TIME : 2:20.462 DIFFERENCE : 0.000

LAP	SECTOR 1	SECTOR 2	LAP TIME	MPH	DIFF	TIME OF DAY
1 -		46.495	3:12.730	55.45	52.268	17:50:31.805
2 -	1:49.460	47.399	2:36.859	68.13	16.397	17:53:08.664
3 -	1:36.462	47.835	2:24.297 (2)	74.07	3.835	17:55:32.961
4 -	1:37.420	48.080	2:25.500 (3)	73.45	5.038	17:57:58.461
5 -	***1:34.304***	***46.158***	***2:20.462 (1)***	***76.09***		***18:00:18.923***

P26 11 YPMR Paul MIDDLETON Yamaha - Neil Zwartouw Carpentry

IDEAL LAP TIME : 2:20.927 BEST LAP TIME : 2:21.669 DIFFERENCE : 0.742

LAP	SECTOR 1	SECTOR 2	LAP TIME	MPH	DIFF	TIME OF DAY

Weather / Track : Cloudy / Dry

Snetterton
Circuit Length = 2.9689 miles
Start: 17:47 Flag 17:58 End: 18:00

BMCRC - MRO Championships 2016 - Rnd 4 @ Snetterton 300

DFDS Seaways Yamaha Past Masters & BMCRC Rookie Minitwins

RACE 18 - SECTOR ANALYSIS

SECTOR 1 = FL to I1, SECTOR 2 = I1 to FL, DIFF = Difference To Personal Best Lap

1 -		***46.840***	3:16.457		54.40	54.788	17:50:35.532
2 -	***1:34.087***	47.582	***2:21.669***	**(1)**	***75.44***		***17:52:57.201***
3 -	1:35.384	50.016	2:25.400	**(3)**	73.50	3.731	17:55:22.601
4 -	1:43.672	51.169	2:34.841		69.02	13.172	17:57:57.442
5 -	1:35.851	47.374	2:23.225	**(2)**	74.62	1.556	18:00:20.667

P27 41 YPM David ABRAHAM — Yamaha -

IDEAL LAP TIME : 2:24.300 BEST LAP TIME : 2:24.300 DIFFERENCE : 0.000

LAP	SECTOR 1	SECTOR 2	LAP TIME		MPH	DIFF	TIME OF DAY
1 -		48.393	3:22.153		52.87	57.853	17:50:41.228
2 -	1:36.877	49.038	2:25.915	**(2)**	73.24	1.615	17:53:07.143
3 -	1:38.094	48.948	2:27.042		72.68	2.742	17:55:34.185
4 -	1:38.339	48.653	2:26.992	**(3)**	72.71	2.692	17:58:01.177
5 -	***1:36.583***	***47.717***	***2:24.300***	**(1)**	***74.06***		***18:00:25.477***

P28 83 YPM Malcolm HUTCHEON — Yamaha -

IDEAL LAP TIME : 2:23.982 BEST LAP TIME : 2:26.083 DIFFERENCE : 2.101

LAP	SECTOR 1	SECTOR 2	LAP TIME		MPH	DIFF	TIME OF DAY
1 -		49.181	3:21.362		53.07	55.279	17:50:40.437
2 -	***1:36.901***	49.445	2:26.346	**(2)**	73.03	0.263	17:53:06.783
3 -	1:39.308	48.722	2:28.030		72.20	1.947	17:55:34.813
4 -	1:38.153	48.979	2:27.132	**(3)**	72.64	1.049	17:58:01.945
5 -	1:39.002	***47.081***	***2:26.083***	**(1)**	***73.16***		***18:00:28.028***

P29 52 YPMC Tim HALL — Yamaha -

IDEAL LAP TIME : 2:26.069 BEST LAP TIME : 2:27.102 DIFFERENCE : 1.033

LAP	SECTOR 1	SECTOR 2	LAP TIME		MPH	DIFF	TIME OF DAY
1 -		48.298	3:19.304		53.62	52.202	17:50:38.379
2 -	1:38.671	49.601	2:28.272		72.08	1.170	17:53:06.651
3 -	1:38.331	49.104	2:27.435	**(2)**	72.49	0.333	17:55:34.086
4 -	***1:37.810***	49.292	***2:27.102***	**(1)**	***72.65***		***17:58:01.188***
5 -	1:39.731	***48.259***	2:27.990	**(3)**	72.22	0.888	18:00:29.178

P30 5 YPMR Max HOUSE — Yamaha -

IDEAL LAP TIME : 2:26.805 BEST LAP TIME : 2:26.999 DIFFERENCE : 0.194

LAP	SECTOR 1	SECTOR 2	LAP TIME		MPH	DIFF	TIME OF DAY
1 -		49.218	3:19.295		53.62	52.296	17:50:38.370
2 -	1:38.282	49.621	2:27.903	**(2)**	72.26	0.904	17:53:06.273
3 -	***1:37.957***	49.042	***2:26.999***	**(1)**	***72.70***		***17:55:33.272***
4 -	1:39.422	***48.848***	2:28.270	**(3)**	72.08	1.271	17:58:01.542
5 -	1:39.392	48.949	2:28.341		72.05	1.342	18:00:29.883

P31 34 YPMR Mark EWENS — Yamaha -

IDEAL LAP TIME : 2:26.503 BEST LAP TIME : 2:26.503 DIFFERENCE : 0.000

LAP	SECTOR 1	SECTOR 2	LAP TIME		MPH	DIFF	TIME OF DAY
1 -		49.084	3:22.015		52.90	55.512	17:50:41.090
2 -	1:38.346	49.245	2:27.591		72.41	1.088	17:53:08.681
3 -	***1:37.817***	***48.686***	***2:26.503***	**(1)**	***72.95***		***17:55:35.184***
4 -	1:38.047	49.377	2:27.424	**(2)**	72.49	0.921	17:58:02.608
5 -	1:38.581	48.905	2:27.486	**(3)**	72.46	0.983	18:00:30.094

P32 26 RMT Steven DOLAN — Suzuki -

IDEAL LAP TIME : 2:35.950 BEST LAP TIME : 2:36.626 DIFFERENCE : 0.676

LAP	SECTOR 1	SECTOR 2	LAP TIME		MPH	DIFF	TIME OF DAY
1 -		53.369	2:47.132		63.94	10.506	17:50:06.207
2 -	1:46.123	***52.671***	2:38.794	**(3)**	67.30	2.168	17:52:45.001
3 -	1:44.279	52.781	2:37.060	**(2)**	68.05	0.434	17:55:22.061
4 -	***1:43.279***	53.347	***2:36.626***	**(1)**	***68.23***		***17:57:58.687***

Weather / Track : Cloudy / Dry

Snetterton
Circuit Length = 2.9689 miles
Start: 17:47 Flag 17:58 End: 18:00

BMCRC - MRO Championships 2016 - Rnd 4 @ Snetterton 300

DFDS Seaways Yamaha Past Masters & BMCRC Rookie Minitwins

RACE 18 - SECTOR ANALYSIS

SECTOR 1 = FL to I1, SECTOR 2 = I1 to FL, DIFF = Difference To Personal Best Lap

5 -	1:45.990	53.555	2:39.545	66.99	2.919	18:00:38.232

P33 73 RMT Dror GENSLER Suzuki -

IDEAL LAP TIME : 2:37.109 BEST LAP TIME : 2:37.957 DIFFERENCE : 0.848

LAP	SECTOR 1	SECTOR 2	LAP TIME	MPH	DIFF	TIME OF DAY
1 -		53.961	2:45.633	64.52	7.676	17:50:04.708
2 -	1:45.893	52.835	2:38.728 **(3)**	67.33	0.771	17:52:43.436
3 -	1:45.467	53.637	2:39.104	67.17	1.147	17:55:22.540
4 -	1:45.860	***52.097***	***2:37.957*** **(1)**	***67.66***		***17:58:00.497***
5 -	***1:45.012***	53.541	2:38.553 **(2)**	67.41	0.596	18:00:39.050

P34 68 YPMC Kevin MARSHALL Yamaha -

IDEAL LAP TIME : 2:29.759 BEST LAP TIME : 2:29.759 DIFFERENCE : 0.000

LAP	SECTOR 1	SECTOR 2	LAP TIME	MPH	DIFF	TIME OF DAY
1 -		49.682	3:24.818	52.18	55.059	17:50:43.893
2 -	***1:40.280***	***49.479***	***2:29.759*** **(1)**	***71.36***		***17:53:13.652***
3 -	1:40.586	49.992	2:30.578 **(2)**	70.98	0.819	17:55:44.230
4 -	1:40.737	50.791	2:31.528 **(3)**	70.53	1.769	17:58:15.758

P35 90 YPMC Mark ELLERAY Yamaha - Abbot Solutions Ltd

IDEAL LAP TIME : 2:37.799 BEST LAP TIME : 2:39.838 DIFFERENCE : 2.039

LAP	SECTOR 1	SECTOR 2	LAP TIME	MPH	DIFF	TIME OF DAY
1 -		***51.254***	3:31.360	50.56	51.522	17:50:50.435
2 -	***1:46.545***	53.293	***2:39.838*** **(1)**	***66.86***		***17:53:30.273***
3 -	1:48.780	52.368	2:41.148 **(3)**	66.32	1.310	17:56:11.421
4 -	1:47.847	52.054	2:39.901 **(2)**	66.84	0.063	17:58:51.322

P36 25 YPMR Allan SEXTON Yamaha - Poole Motorcycles Ltd

IDEAL LAP TIME : 2:53.506 BEST LAP TIME : 2:53.506 DIFFERENCE : 0.000

LAP	SECTOR 1	SECTOR 2	LAP TIME	MPH	DIFF	TIME OF DAY
1 -		59.133	3:50.328	46.40	56.822	17:51:09.403
2 -	2:01.367	59.573	3:00.940 **(3)**	59.06	7.434	17:54:10.343
3 -	1:58.123	59.118	2:57.241 **(2)**	60.30	3.735	17:57:07.584
4 -	***1:57.431***	***56.075***	***2:53.506*** **(1)**	***61.60***		***18:00:01.090***

P37 147 RMT Thomas WATSON Suzuki - Motorsportdays.com TEA Time Racing

IDEAL LAP TIME : 2:11.352 BEST LAP TIME : 2:11.442 DIFFERENCE : 0.090

LAP	SECTOR 1	SECTOR 2	LAP TIME	MPH	DIFF	TIME OF DAY
1 -		44.137	2:22.181	75.17	10.739	17:49:41.256
2 -	1:28.840	43.658	2:12.498 **(3)**	80.66	1.056	17:51:53.754
3 -	***1:27.805***	43.637	***2:11.442*** **(1)**	***81.31***		***17:54:05.196***
4 -	1:28.072	***43.547***	2:11.619 **(2)**	81.20	0.177	17:56:16.815

P38 88 YPM Peter MANNERING Yamaha - Mbc dispatch

IDEAL LAP TIME : 2:21.390 BEST LAP TIME : 2:22.999 DIFFERENCE : 1.609

LAP	SECTOR 1	SECTOR 2	LAP TIME	MPH	DIFF	TIME OF DAY
1 -		***46.837***	3:16.364 **(3)**	54.42	53.365	17:50:35.439
2 -	1:36.358	47.073	2:23.431 **(2)**	74.51	0.432	17:52:58.870
3 -	***1:34.553***	48.446	***2:22.999*** **(1)**	***74.74***		***17:55:21.869***

P39 27 YPMC David PATERSON Yamaha - Arnold Self Drive

IDEAL LAP TIME : 2:38.729 BEST LAP TIME : 2:40.464 DIFFERENCE : 1.735

LAP	SECTOR 1	SECTOR 2	LAP TIME	MPH	DIFF	TIME OF DAY
1 -		***52.280***	3:30.435 **(3)**	50.79	49.971	17:50:49.510
2 -	***1:46.449***	54.015	***2:40.464*** **(1)**	***66.60***		***17:53:29.974***
3 -	1:48.350	57.407	2:45.757 **(2)**	64.48	5.293	17:56:15.731

Weather / Track : Cloudy / Dry

Snetterton
Circuit Length = 2.9689 miles
Start: 17:47 Flag 17:58 End: 18:00

BMCRC - MRO Championships 2016 - Rnd 4 @ Snetterton 300

DFDS Seaways Yamaha Past Masters & BMCRC Rookie Minitwins

RACE 18 - BEST SECTORS

	SECTOR 1			SECTOR 2			IDEAL / BEST COMPARISON					
POS	NO	NAME	TIME	NO	NAME	TIME	POS	NO	NAME	IDEAL	BEST	DIFF
									PERFECT LAP	2:09.020		
1	174	SINGLETON	**1:26.464**	174	SINGLETON	**42.556**	1	174	SINGLETON	2:09.020	2:09.350	0.330
2	12	EDWARDS	**1:26.507**	48	TAYLOR	**43.174**	2	1	BARBER	2:10.163	2:11.003	0.840
3	1	BARBER	**1:26.958**	1	BARBER	**43.205**	3	12	EDWARDS	2:10.644	2:10.676	0.032
4	175	TYRER	**1:27.349**	147	WATSON	**43.547**	4	175	TYRER	2:11.256	2:11.422	0.166
5	911	SHERIFF	**1:27.382**	77	KEMP	**43.792**	5	147	WATSON	2:11.352	2:11.442	0.090
6	147	WATSON	**1:27.805**	175	TYRER	**43.907**	6	48	TAYLOR	2:11.412	2:12.248	0.836
7	113	ELKINS	**1:28.001**	12	EDWARDS	**44.137**	7	911	SHERIFF	2:11.549	2:11.549	0.000
8	991	CUNNINGHAM	**1:28.018**	17	BAUBLYTE	**44.157**	8	113	ELKINS	2:12.285	2:12.285	0.000
9	48	TAYLOR	**1:28.238**	911	SHERIFF	**44.167**	9	991	CUNNINGHAM	2:12.369	2:12.373	0.004
10	17	BAUBLYTE	**1:28.739**	113	ELKINS	**44.284**	10	17	BAUBLYTE	2:12.896	2:13.333	0.437
11	77	KEMP	**1:29.175**	991	CUNNINGHAM	**44.351**	11	77	KEMP	2:12.967	2:13.961	0.994
12	99	CATT	**1:29.533**	29	HARWOOD	**44.368**	12	99	CATT	2:13.966	2:13.988	0.022
13	13	EDMONDSON	**1:29.737**	13	EDMONDSON	**44.378**	13	13	EDMONDSON	2:14.115	2:14.115	0.000
14	159	GREEN	**1:30.787**	99	CATT	**44.433**	14	29	HARWOOD	2:15.552	2:16.102	0.550
15	81	GRANT	**1:31.166**	81	GRANT	**44.597**	15	81	GRANT	2:15.763	2:15.939	0.176
16	29	HARWOOD	**1:31.184**	159	GREEN	**45.224**	16	159	GREEN	2:16.011	2:16.507	0.496
17	7	BALDRY	**1:31.660**	7	BALDRY	**45.296**	17	7	BALDRY	2:16.956	2:17.217	0.261
18	74	WHITBY	**1:31.687**	101	DAVIES	**45.333**	18	101	DAVIES	2:17.346	2:17.716	0.370
19	101	DAVIES	**1:32.013**	69	SAWYER	**45.533**	19	74	WHITBY	2:17.546	2:17.681	0.135
20	69	SAWYER	**1:32.297**	55	TOLAND	**45.753**	20	69	SAWYER	2:17.830	2:18.123	0.293
21	18	PRENTICE	**1:32.611**	18	PRENTICE	**45.753**	21	18	PRENTICE	2:18.364	2:18.364	0.000
22	55	TOLAND	**1:32.930**	74	WHITBY	**45.859**	22	55	TOLAND	2:18.683	2:19.017	0.334
23	11	MIDDLETON	**1:34.087**	58	REDHEAD	**46.158**	23	58	REDHEAD	2:20.462	2:20.462	0.000
24	58	REDHEAD	**1:34.304**	88	MANNERING	**46.837**	24	11	MIDDLETON	2:20.927	2:21.669	0.742
25	88	MANNERING	**1:34.553**	11	MIDDLETON	**46.840**	25	88	MANNERING	2:21.390	2:22.999	1.609
26	16	LANSDELL	**1:35.509**	83	HUTCHEON	**47.081**	26	16	LANSDELL	2:22.815	2:22.815	0.000
27	43	DAVIE	**1:36.377**	16	LANSDELL	**47.306**	27	83	HUTCHEON	2:23.982	2:26.083	2.101
28	41	ABRAHAM	**1:36.583**	41	ABRAHAM	**47.717**	28	41	ABRAHAM	2:24.300	2:24.300	0.000
29	728	DOWNING	**1:36.865**	43	DAVIE	**48.027**	29	43	DAVIE	2:24.404	2:24.893	0.489
30	83	HUTCHEON	**1:36.901**	728	DOWNING	**48.076**	30	728	DOWNING	2:24.941	2:25.264	0.323
31	52	HALL	**1:37.810**	52	HALL	**48.259**	31	52	HALL	2:26.069	2:27.102	1.033
32	34	EWENS	**1:37.817**	34	EWENS	**48.686**	32	34	EWENS	2:26.503	2:26.503	0.000
33	5	HOUSE	**1:37.957**	5	HOUSE	**48.848**	33	5	HOUSE	2:26.805	2:26.999	0.194
34	68	MARSHALL	**1:40.280**	68	MARSHALL	**49.479**	34	68	MARSHALL	2:29.759	2:29.759	0.000
35	26	DOLAN	**1:43.279**	90	ELLERAY	**51.254**	35	26	DOLAN	2:35.950	2:36.626	0.676
36	73	GENSLER	**1:45.012**	73	GENSLER	**52.097**	36	73	GENSLER	2:37.109	2:37.957	0.848
37	27	PATERSON	**1:46.449**	27	PATERSON	**52.280**	37	90	ELLERAY	2:37.799	2:39.838	2.039
38	90	ELLERAY	**1:46.545**	26	DOLAN	**52.671**	38	27	PATERSON	2:38.729	2:40.464	1.735
39	25	SEXTON	**1:57.431**	25	SEXTON	**56.075**	39	25	SEXTON	2:53.506	2:53.506	0.000
40												

Weather / Track : Cloudy / Dry

Snetterton
Circuit Length = 2.9689 miles
Start: 17:47 Flag 17:58 End: 18:00

Results can be found at www.tsl-timing.com

Printed - 18:02 Saturday, 28 May 2016

BMCRC - MRO Championships 2016 - Rnd 4 @ Snetterton 300

DFDS Seaways Yamaha Past Masters & BMCRC Rookie Minitwins

RACE 8 - CLASSIFICATION

POS	NO	CL	PIC	NAME	ENTRY	LAPS	TIME	GAP	DIFF	MPH	BEST	ON
1	**174**	RMT	1	Daniel SINGLETON	Suzuki - SDC	**6**	12:57.185			82.51	**2:07.914**	5
2	**991**	RMT	2	Marc CUNNINGHAM	Suzuki -	**6**	13:17.534	**20.349**	20.349	80.40	**2:10.267**	3
3	**911**	RMT	3	Kaine SHERIFF	Suzuki - Yorkshire Motorhomes	**6**	13:19.567	**22.382**	2.033	80.20	**2:10.763**	6
4	**12**	RMT	4	Stephen EDWARDS	Suzuki -	**6**	13:20.143	**22.958**	0.576	80.14	**2:10.522**	6
5	**175**	RMT	5	Richard TYRER	Suzuki -	**6**	13:22.716	**25.531**	2.573	79.88	**2:12.504**	6
6	**147**	RMT	6	Thomas WATSON	Suzuki - Motorsportdays.com TEA Time Racing	**6**	13:25.569	**28.384**	2.853	79.60	**2:11.755**	6
7	**17**	RMT	7	Ieva BAUBLYTE	Suzuki - 1st Moto Solutions	**6**	13:25.916	**28.731**	0.347	79.57	**2:11.755**	6
8	**113**	RMT	8	Sam ELKINS	Suzuki - Me Old Man	**6**	13:26.406	**29.221**	0.490	79.52	**2:11.800**	6
9	**99**	RMT	9	Ben CATT	Suzuki -	**6**	13:32.848	**35.663**	6.442	78.89	**2:13.245**	2
10	**24**	RMT	10	Alex SIMMONS	Suzuki - Westcountry Windings	**6**	13:39.415	**42.230**	6.567	78.26	**2:13.591**	6
11	**77**	RMT	11	Arran KEMP	Suzuki - A.V.Ceilings	**6**	13:41.775	**44.590**	2.360	78.03	**2:14.926**	4
12	**159**	RMT	12	Thurstan GREEN	Suzuki -	**6**	13:45.982	**48.797**	4.207	77.63	**2:14.931**	4
13	**48**	YPM	1	Mark TAYLOR	Yamaha - B K NOLTE contracts limited	**6**	14:13.953	**1:16.768**	27.971	75.09	**2:11.951**	6
14	**43**	RMT	13	Robert DAVIE	Suzuki -	**6**	14:26.313	**1:29.128**	12.360	74.02	**2:21.145**	6
15	**16**	RMT	14	Geoff LANSDELL	Suzuki - EPG Domestic	**6**	14:28.365	**1:31.180**	2.052	73.84	**2:20.699**	6
16	**13**	YPM	2	Doug EDMONDSON	Yamaha - Wave Racing Developments	**6**	14:32.226	**1:35.041**	3.861	73.52	**2:14.919**	2
17	**81**	YPM	3	Scott GRANT	Yamaha - SEAGER engineering/ Motaa Cycle Parts	**6**	14:32.303	**1:35.118**	0.077	73.51	**2:14.706**	6
18	**29**	YPMC	1	Giles HARWOOD	Yamaha -	**6**	14:40.496	**1:43.311**	8.193	72.83	**2:15.919**	3
19	**101**	YPM	4	Andrew DAVIES	Yamaha - GIBSON EXHAUSTS	**6**	14:40.935	**1:43.750**	0.439	72.79	**2:15.962**	5
20	**55**	YPM	5	Paul TOLAND	Yamaha -	**6**	14:47.375	**1:50.190**	6.440	72.26	**2:16.970**	5
21	**728**	RMT	15	David DOWNING	Suzuki -	**6**	14:51.322	**1:54.137**	3.947	71.94	**2:26.365**	4
22	**74**	YPM	6	Paul WHITBY	Yamaha - Prestige Decor Ltd	**6**	14:51.598	**1:54.413**	0.276	71.92	**2:16.993**	5
23	**69**	YPM	7	Richard SAWYER	Yamaha -	**6**	14:54.226	**1:57.041**	2.628	71.71	**2:18.224**	5
24	**18**	YPMC	2	Marc PRENTICE	Yamaha - Mungo Marine Ltd	**6**	14:59.875	**2:02.690**	5.649	71.26	**2:19.112**	2
25	**7**	YPM	8	Joe BALDRY	Yamaha -	**6**	14:59.950	**2:02.765**	0.075	71.25	**2:19.086**	3
26	**58**	YPMC	3	Steve REDHEAD	Yamaha - Binx Racing	**6**	15:00.968	**2:03.783**	1.018	71.17	**2:18.864**	3
27	**88**	YPM	9	Peter MANNERING	Yamaha - Mbc dispatch	**6**	15:15.527	**2:18.342**	14.559	70.04	**2:21.000**	4
28	**11**	YPMR	1	Paul MIDDLETON	Yamaha - Neil Zwartouw Carpentry	**6**	15:21.115	**2:23.930**	5.588	69.62	**2:20.176**	5
29	**73**	RMT	16	Dror GENSLER	Suzuki -	**6**	15:22.005	**2:24.820**	0.890	69.55	**2:30.298**	6
30	**5**	YPMR	2	Max HOUSE	Yamaha -	**5**	12:58.365	**1 Lap**	1 Lap	68.65	**2:22.542**	3
31	**34**	YPMR	3	Mark EWENS	Yamaha -	**5**	13:02.187	**1 Lap**	3.822	68.32	**2:23.517**	4
32	**26**	RMT	17	Steven DOLAN	Suzuki -	**5**	13:12.531	**1 Lap**	10.344	67.43	**2:34.946**	2
33	**52**	YPMC	4	Tim HALL	Yamaha -	**5**	13:22.730	**1 Lap**	10.199	66.57	**2:26.885**	5
34	**68**	YPMC	5	Kevin MARSHALL	Yamaha -	**5**	13:42.028	**1 Lap**	19.298	65.01	**2:30.660**	2
35	**27**	YPMC	6	David PATERSON	Yamaha - Arnold Self Drive	**5**	13:58.368	**1 Lap**	16.340	63.74	**2:34.288**	2
36	**59**	YPMC	7	Neil HESMAN	Yamaha - Farkham Hall	**5**	14:52.726	**1 Lap**	54.358	59.86	**2:43.976**	5
37	**25**	YPMR	4	Allan SEXTON	Yamaha - Poole Motorcycles Ltd	**5**	15:16.671	**1 Lap**	23.945	58.29	**2:48.213**	5

NOT CLASSIFIED

DNF	**90**	YPMC		Mark ELLERAY	Yamaha - Abbot Solutions Ltd	**4**	11:24.454	**2 Laps**	1 Lap	62.46	**2:33.938**	2
DNF	**1**	YPM		Matt BARBER	Yamaha -	**3**	7:44.395	**3 Laps**	1 Lap	69.04	**2:13.197**	3
DNF	**83**	YPM		Malcolm HUTCHEON	Yamaha -	**0**						

FASTEST LAP

174	RMT	Daniel SINGLETON	Suzuki - SDC	**5**	2:07.914	83.55 mph	134.47 kph
48	YPM	Mark TAYLOR	Yamaha - B K NOLTE contracts limited	**6**	2:11.951	81.00 mph	130.35 kph
29	YPMC	Giles HARWOOD	Yamaha -	**3**	2:15.919	78.63 mph	126.55 kph
11	YPMR	Paul MIDDLETON	Yamaha - Neil Zwartouw Carpentry	**5**	2:20.176	76.24 mph	122.70 kph

Class RMT - 90% of Race Speed = 74.25 mph
Class YPM - 90% of Race Speed = 67.58 mph
Class YPMC - 90% of Race Speed = 65.54 mph
Class YPMR - 90% of Race Speed = 62.65 mph

Snetterton
Circuit Length = 2.9689 miles
Start: 12:43 Flag 12:56 End: 12:59

Weather / Track : Cloudy / Dry

These results are provisional until the conclusion of any judicial and technical matters.

Clerk Of Course :		Timekeeper :

Results can be found at www.tsl-timing.com

Printed - 13:58 Sunday, 29 May 2016

BMCRC - MRO Championships 2016 - Rnd 4 @ Snetterton 300

DFDS Seaways Yamaha Past Masters & BMCRC Rookie Minitwins

RACE 8 - LAP CHART

LAP 1 @ 12:46:01.812

NO	BEHIND	LAP TIME
174		2:12.725
175	4.504	2:17.229
911	5.606	2:18.331
991	6.075	2:18.800
12	6.339	2:19.064
99	7.628	2:20.353
113	8.175	2:20.900
147	9.291	2:22.016
17	9.316	2:22.041
77	9.795	2:22.520
159	10.186	2:22.911
24	11.160	2:23.885
16	18.819	2:31.544
43	19.336	2:32.061
728	21.423	2:34.148
73	29.079	2:41.804
26	30.084	2:42.809
48	58.999	3:11.724
13	1:01.267	3:13.992
81	1:01.480	3:14.205
101	1:04.024	3:16.749
29	1:04.248	3:16.973
1	1:04.460	3:17.185
55	1:04.864	3:17.589
18	1:06.189	3:18.914
69	1:07.103	3:19.828
74	1:07.360	3:20.085
7	1:09.772	3:22.497
58	1:11.194	3:23.919
34	1:11.769	3:24.494
11	1:13.309	3:26.034
5	1:13.423	3:26.148
88	1:14.924	3:27.649
52	1:18.762	3:31.487
27	1:24.111	3:36.836
68	1:24.133	3:36.858
90	1:25.477	3:38.202
59	1:35.566	3:48.291
25	1:41.213	3:53.938

LAP 2 @ 12:48:10.973

NO	BEHIND	LAP TIME
174		2:09.161
991	7.428	2:10.514
175	8.150	2:12.807
12	9.036	2:11.858
911	10.345	2:13.900
99	11.712	2:13.245
113	13.368	2:14.354
147	13.776	2:13.646
17	13.839	2:13.684
77	17.391	2:16.757
24	17.679	2:15.680
159	17.994	2:16.969
16	33.879	2:24.221
43	34.213	2:24.038
728	39.466	2:27.204
73	55.148	2:35.230
26	55.869	2:34.946
48	1:02.579	2:12.741
13	1:07.025	2:14.919
81	1:07.178	2:14.859
1	1:09.312	2:14.013
101	1:12.190	2:17.327
29	1:12.323	2:17.236
55	1:13.469	2:17.766
18	1:16.140	2:19.112
69	1:16.941	2:18.999
74	1:17.544	2:19.345
7	1:20.476	2:19.865
58	1:21.580	2:19.547
34	1:26.880	2:24.272
88	1:27.537	2:21.774
11	1:27.777	2:23.629
5	1:28.313	2:24.051
52	1:37.262	2:27.661
68	1:45.632	2:30.660
27	1:49.238	2:34.288
90	1:50.254	2:33.938

LAP 3 @ 12:50:20.172

NO	BEHIND	LAP TIME
174		2:09.199
59	1 Lap	2:45.146
991	8.496	2:10.267
12	12.970	2:13.133
175	13.181	2:14.230
911	13.618	2:12.472
25	1 Lap	2:53.068
17	16.992	2:12.352
99	17.127	2:14.614
147	17.386	2:12.809
113	17.718	2:13.549
24	24.145	2:15.665
77	24.286	2:16.094
159	25.156	2:16.361
43	49.520	2:24.506
16	49.826	2:25.146
728	57.133	2:26.866
48	1:06.146	2:12.766
1	1:13.310	2:13.197
13	1:14.849	2:17.023
81	1:14.999	2:17.020
73	1:18.008	2:32.059
29	1:19.043	2:15.919
101	1:20.124	2:17.133
26	1:22.917	2:36.247
55	1:22.973	2:18.703
69	1:26.136	2:18.394
74	1:26.427	2:18.082
18	1:26.984	2:20.043
7	1:30.363	2:19.086
58	1:31.245	2:18.864
88	1:40.036	2:21.698
11	1:40.187	2:21.609
5	1:41.656	2:22.542
34	1:42.154	2:24.473
52	1:56.407	2:28.344
68	2:07.513	2:31.080

LAP 4 @ 12:52:29.524

NO	BEHIND	LAP TIME
174		2:09.352
27	1 Lap	2:35.352
90	1 Lap	2:34.710
991	12.085	2:12.941
12	16.332	2:12.714
911	16.401	2:12.135
175	16.746	2:12.917
147	20.811	2:12.777
17	21.118	2:13.478
113	21.857	2:13.491
99	22.131	2:14.356
77	29.860	2:14.926
24	30.203	2:15.410
159	30.735	2:14.931
59	1 Lap	2:48.690
25	1 Lap	2:51.268
43	1:03.179	2:23.011
16	1:04.225	2:23.751
48	1:09.045	2:12.251
728	1:14.146	2:26.365
13	1:20.636	2:15.139
81	1:20.963	2:15.316
29	1:27.063	2:17.372
101	1:27.665	2:16.893
55	1:30.963	2:17.342
74	1:35.742	2:18.667
69	1:36.219	2:19.435
18	1:39.331	2:21.699
73	1:40.300	2:31.644
7	1:41.076	2:20.065
58	1:41.332	2:19.439
88	1:51.684	2:21.000
26	1:53.371	2:39.806
11	1:53.672	2:22.837
5	1:55.036	2:22.732
34	1:56.319	2:23.517

LAP 5 @ 12:54:37.438

NO	BEHIND	LAP TIME
174		2:07.914
52	1 Lap	2:28.353
991	17.026	2:12.855
911	20.453	2:11.966
68	1 Lap	2:30.959
12	21.270	2:12.852
175	21.861	2:13.029
147	25.463	2:12.566
17	25.810	2:12.606
113	26.255	2:12.312
99	28.636	2:14.419
27	1 Lap	2:36.201
90	1 Lap	2:37.604
77	37.198	2:15.252
24	37.473	2:15.184
159	38.645	2:15.824
48	1:13.651	2:12.520
43	1:16.817	2:21.552
16	1:19.315	2:23.004
59	1 Lap	2:46.623
13	1:28.719	2:15.997
81	1:29.246	2:16.197
29	1:35.357	2:16.208
728	1:35.465	2:29.233
101	1:35.713	2:15.962
55	1:40.019	2:16.970
25	1 Lap	2:50.184
74	1:44.821	2:16.993
69	1:46.529	2:18.224
18	1:52.330	2:20.913
7	1:52.348	2:19.186
58	1:52.498	2:19.080
73	2:03.356	2:30.970
88	2:05.370	2:21.600
11	2:05.934	2:20.176

LAP 6 @ 12:56:46.272

NO	BEHIND	LAP TIME
174		2:08.834
5	1 Lap	2:22.892
34	1 Lap	2:25.431
26	1 Lap	2:38.723
991	20.349	2:12.157
911	22.382	2:10.763
12	22.958	2:10.522
175	25.531	2:12.504
52	1 Lap	2:26.885
147	28.384	2:11.755
17	28.731	2:11.755
113	29.221	2:11.800
99	35.663	2:15.861
24	42.230	2:13.591
77	44.590	2:16.226
68	1 Lap	2:32.471
159	48.797	2:18.986
27	1 Lap	2:35.691
48	1:16.768	2:11.951
43	1:29.128	2:21.145
16	1:31.180	2:20.699
13	1:35.041	2:15.156
81	1:35.118	2:14.706
29	1:43.311	2:16.788
101	1:43.750	2:16.871
55	1:50.190	2:19.005
728	1:54.137	2:27.506
74	1:54.413	2:18.426
59	1 Lap	2:43.976
69	1:57.041	2:19.346
18	2:02.690	2:19.194
7	2:02.765	2:19.251
58	2:03.783	2:20.119
88	2:18.342	2:21.806
25	1 Lap	2:48.213
11	2:23.930	2:26.830
73	2:24.820	2:30.298

Weather / Track : Cloudy / Dry

Snetterton
Circuit Length = 2.9689 miles
Start: 12:43 Flag 12:56 End: 12:59

BMCRC - MRO Championships 2016 - Rnd 4 @ Snetterton 300

DFDS Seaways Yamaha Past Masters & BMCRC Rookie Minitwins

RACE 8 - SECTOR ANALYSIS

SECTOR 1 = FL to I1, SECTOR 2 = I1 to FL, DIFF = Difference To Personal Best Lap

P1 174 RMT Daniel SINGLETON Suzuki - SDC

IDEAL LAP TIME : 2:07.914 BEST LAP TIME : 2:07.914 DIFFERENCE : 0.000

LAP	SECTOR 1	SECTOR 2	LAP TIME	MPH	DIFF	TIME OF DAY
1 -		42.852	2:12.725	80.52	4.811	12:46:01.812
2 -	1:26.114	43.047	2:09.161 (3)	82.75	1.247	12:48:10.973
3 -	1:26.353	42.846	2:09.199	82.72	1.285	12:50:20.172
4 -	1:25.897	43.455	2:09.352	82.62	1.438	12:52:29.524
5 -	***1:25.284***	***42.630***	***2:07.914 (1)***	***83.55***		***12:54:37.438***
6 -	1:25.678	43.156	2:08.834 (2)	82.96	0.920	12:56:46.272

P2 991 RMT Marc CUNNINGHAM Suzuki -

IDEAL LAP TIME : 2:09.617 BEST LAP TIME : 2:10.267 DIFFERENCE : 0.650

LAP	SECTOR 1	SECTOR 2	LAP TIME	MPH	DIFF	TIME OF DAY
1 -		44.454	2:18.800	77.00	8.533	12:46:07.887
2 -	1:26.864	***43.650***	2:10.514 (2)	81.89	0.247	12:48:18.401
3 -	***1:25.967***	44.300	***2:10.267 (1)***	***82.04***		***12:50:28.668***
4 -	1:28.353	44.588	2:12.941	80.39	2.674	12:52:41.609
5 -	1:27.855	45.000	2:12.855	80.44	2.588	12:54:54.464
6 -	1:27.987	44.170	2:12.157 (3)	80.87	1.890	12:57:06.621

P3 911 RMT Kaine SHERIFF Suzuki - Yorkshire Motorhomes

IDEAL LAP TIME : 2:10.763 BEST LAP TIME : 2:10.763 DIFFERENCE : 0.000

LAP	SECTOR 1	SECTOR 2	LAP TIME	MPH	DIFF	TIME OF DAY
1 -		44.926	2:18.331	77.26	7.568	12:46:07.418
2 -	1:28.586	45.314	2:13.900	79.82	3.137	12:48:21.318
3 -	1:28.112	44.360	2:12.472	80.68	1.709	12:50:33.790
4 -	1:27.664	44.471	2:12.135 (3)	80.88	1.372	12:52:45.925
5 -	1:27.309	44.657	2:11.966 (2)	80.99	1.203	12:54:57.891
6 -	***1:26.454***	***44.309***	***2:10.763 (1)***	***81.73***		***12:57:08.654***

P4 12 RMT Stephen EDWARDS Suzuki -

IDEAL LAP TIME : 2:10.522 BEST LAP TIME : 2:10.522 DIFFERENCE : 0.000

LAP	SECTOR 1	SECTOR 2	LAP TIME	MPH	DIFF	TIME OF DAY
1 -		45.059	2:19.064	76.85	8.542	12:46:08.151
2 -	1:27.304	44.554	2:11.858 (2)	81.05	1.336	12:48:20.009
3 -	1:27.643	45.490	2:13.133	80.28	2.611	12:50:33.142
4 -	1:27.924	44.790	2:12.714 (3)	80.53	2.192	12:52:45.856
5 -	1:28.394	44.458	2:12.852	80.45	2.330	12:54:58.708
6 -	***1:27.055***	***43.467***	***2:10.522 (1)***	***81.88***		***12:57:09.230***

P5 175 RMT Richard TYRER Suzuki -

IDEAL LAP TIME : 2:12.167 BEST LAP TIME : 2:12.504 DIFFERENCE : 0.337

LAP	SECTOR 1	SECTOR 2	LAP TIME	MPH	DIFF	TIME OF DAY
1 -		***44.111***	2:17.229	77.88	4.725	12:46:06.316
2 -	1:28.588	44.219	2:12.807 (2)	80.47	0.303	12:48:19.123
3 -	1:29.383	44.847	2:14.230	79.62	1.726	12:50:33.353
4 -	1:28.190	44.727	2:12.917 (3)	80.41	0.413	12:52:46.270
5 -	1:28.530	44.499	2:13.029	80.34	0.525	12:54:59.299
6 -	***1:28.056***	44.448	***2:12.504 (1)***	***80.66***		***12:57:11.803***

P6 147 RMT Thomas WATSON Suzuki - Motorsportdays.com TEA Time Racing

IDEAL LAP TIME : 2:11.507 BEST LAP TIME : 2:11.755 DIFFERENCE : 0.248

LAP	SECTOR 1	SECTOR 2	LAP TIME	MPH	DIFF	TIME OF DAY
1 -		45.594	2:22.016	75.25	10.261	12:46:11.103
2 -	1:28.982	44.664	2:13.646	79.97	1.891	12:48:24.749
3 -	1:28.175	44.634	2:12.809	80.47	1.054	12:50:37.558
4 -	1:28.501	44.276	2:12.777 (3)	80.49	1.022	12:52:50.335
5 -	1:28.787	***43.779***	2:12.566 (2)	80.62	0.811	12:55:02.901

Snetterton
Circuit Length = 2.9689 miles
Start: 12:43 Flag 12:56 End: 12:59

Weather / Track : Cloudy / Dry

BMCRC - MRO Championships 2016 - Rnd 4 @ Snetterton 300

DFDS Seaways Yamaha Past Masters & BMCRC Rookie Minitwins

RACE 8 - SECTOR ANALYSIS

SECTOR 1 = FL to I1, SECTOR 2 = I1 to FL, DIFF = Difference To Personal Best Lap

6 -	***1:27.728***	44.027	***2:11.755***	***(1)***	***81.12***	***12:57:14.656***

P7 17 RMT Ieva BAUBLYTE Suzuki - 1st Moto Solutions

IDEAL LAP TIME : 2:11.465 BEST LAP TIME : 2:11.755 DIFFERENCE : 0.290

LAP	SECTOR 1	SECTOR 2	LAP TIME		MPH	DIFF	TIME OF DAY
1 -		45.353	2:22.041		75.24	10.286	12:46:11.128
2 -	1:28.571	45.113	2:13.684		79.95	1.929	12:48:24.812
3 -	***1:28.053***	44.299	2:12.352	**(2)**	80.75	0.597	12:50:37.164
4 -	1:29.490	43.988	2:13.478		80.07	1.723	12:52:50.642
5 -	1:28.141	44.465	2:12.606	**(3)**	80.60	0.851	12:55:03.248
6 -	1:28.343	***43.412***	***2:11.755***	***(1)***	***81.12***		***12:57:15.003***

P8 113 RMT Sam ELKINS Suzuki - Me Old Man

IDEAL LAP TIME : 2:11.387 BEST LAP TIME : 2:11.800 DIFFERENCE : 0.413

LAP	SECTOR 1	SECTOR 2	LAP TIME		MPH	DIFF	TIME OF DAY
1 -		45.351	2:20.900		75.85	9.100	12:46:09.987
2 -	1:29.379	44.975	2:14.354		79.55	2.554	12:48:24.341
3 -	1:29.280	44.269	2:13.549		80.03	1.749	12:50:37.890
4 -	1:29.131	44.360	2:13.491	**(3)**	80.06	1.691	12:52:51.381
5 -	***1:27.974***	44.338	2:12.312	**(2)**	80.77	0.512	12:55:03.693
6 -	1:28.387	***43.413***	***2:11.800***	***(1)***	***81.09***		***12:57:15.493***

P9 99 RMT Ben CATT Suzuki -

IDEAL LAP TIME : 2:12.952 BEST LAP TIME : 2:13.245 DIFFERENCE : 0.293

LAP	SECTOR 1	SECTOR 2	LAP TIME		MPH	DIFF	TIME OF DAY
1 -		***44.427***	2:20.353		76.15	7.108	12:46:09.440
2 -	***1:28.525***	44.720	***2:13.245***	***(1)***	***80.21***		***12:48:22.685***
3 -	1:29.609	45.005	2:14.614		79.39	1.369	12:50:37.299
4 -	1:29.507	44.849	2:14.356	**(2)**	79.55	1.111	12:52:51.655
5 -	1:28.566	45.853	2:14.419	**(3)**	79.51	1.174	12:55:06.074
6 -	1:30.341	45.520	2:15.861		78.66	2.616	12:57:21.935

P10 24 RMT Alex SIMMONS Suzuki - Westcountry Windings

IDEAL LAP TIME : 2:13.591 BEST LAP TIME : 2:13.591 DIFFERENCE : 0.000

LAP	SECTOR 1	SECTOR 2	LAP TIME		MPH	DIFF	TIME OF DAY
1 -		46.029	2:23.885		74.28	10.294	12:46:12.972
2 -	1:29.944	45.736	2:15.680		78.77	2.089	12:48:28.652
3 -	1:30.512	45.153	2:15.665		78.78	2.074	12:50:44.317
4 -	1:30.058	45.352	2:15.410	**(3)**	78.93	1.819	12:52:59.727
5 -	1:29.481	45.703	2:15.184	**(2)**	79.06	1.593	12:55:14.911
6 -	***1:28.638***	***44.953***	***2:13.591***	***(1)***	***80.00***		***12:57:28.502***

P11 77 RMT Arran KEMP Suzuki - A.V.Ceilings

IDEAL LAP TIME : 2:14.422 BEST LAP TIME : 2:14.926 DIFFERENCE : 0.504

LAP	SECTOR 1	SECTOR 2	LAP TIME		MPH	DIFF	TIME OF DAY
1 -		45.515	2:22.520		74.99	7.594	12:46:11.607
2 -	1:30.324	46.433	2:16.757		78.15	1.831	12:48:28.364
3 -	1:30.985	***45.109***	2:16.094	**(3)**	78.53	1.168	12:50:44.458
4 -	1:29.769	45.157	***2:14.926***	***(1)***	***79.21***		***12:52:59.384***
5 -	***1:29.313***	45.939	2:15.252	**(2)**	79.02	0.326	12:55:14.636
6 -	1:29.331	46.895	2:16.226		78.45	1.300	12:57:30.862

P12 159 RMT Thurstan GREEN Suzuki -

IDEAL LAP TIME : 2:14.931 BEST LAP TIME : 2:14.931 DIFFERENCE : 0.000

LAP	SECTOR 1	SECTOR 2	LAP TIME		MPH	DIFF	TIME OF DAY
1 -		45.654	2:22.911		74.78	7.980	12:46:11.998
2 -	1:30.357	46.612	2:16.969		78.03	2.038	12:48:28.967
3 -	1:30.559	45.802	2:16.361	**(3)**	78.38	1.430	12:50:45.328

Weather / Track : Cloudy / Dry

Snetterton
Circuit Length = 2.9689 miles
Start: 12:43 Flag 12:56 End: 12:59

BMCRC - MRO Championships 2016 - Rnd 4 @ Snetterton 300

DFDS Seaways Yamaha Past Masters & BMCRC Rookie Minitwins

RACE 8 - SECTOR ANALYSIS

SECTOR 1 = FL to I1, SECTOR 2 = I1 to FL, DIFF = Difference To Personal Best Lap

4 -	***1:29.350***	***45.581***	***2:14.931***	***(1)***	***79.21***		***12:53:00.259***
5 -	1:30.024	45.800	2:15.824	**(2)**	78.69	0.893	12:55:16.083
6 -	1:32.432	46.554	2:18.986		76.90	4.055	12:57:35.069

P13 48 YPM Mark TAYLOR Yamaha - B K NOLTE contracts limited

IDEAL LAP TIME : 2:11.897 BEST LAP TIME : 2:11.951 DIFFERENCE : 0.054

LAP	SECTOR 1	SECTOR 2	LAP TIME		MPH	DIFF	TIME OF DAY
1 -		43.881	3:11.724		55.74	59.773	12:47:00.811
2 -	1:29.052	43.689	2:12.741		80.51	0.790	12:49:13.552
3 -	1:29.023	43.743	2:12.766		80.50	0.815	12:51:26.318
4 -	1:28.778	43.473	2:12.251	**(2)**	80.81	0.300	12:53:38.569
5 -	***1:28.706***	43.814	2:12.520	**(3)**	80.65	0.569	12:55:51.089
6 -	1:28.760	***43.191***	***2:11.951***	***(1)***	***81.00***		***12:58:03.040***

P14 43 RMT Robert DAVIE Suzuki -

IDEAL LAP TIME : 2:21.098 BEST LAP TIME : 2:21.145 DIFFERENCE : 0.047

LAP	SECTOR 1	SECTOR 2	LAP TIME		MPH	DIFF	TIME OF DAY
1 -		48.227	2:32.061		70.28	10.916	12:46:21.148
2 -	1:35.392	48.646	2:24.038		74.20	2.893	12:48:45.186
3 -	1:35.717	48.789	2:24.506		73.96	3.361	12:51:09.692
4 -	1:34.866	48.145	2:23.011	**(3)**	74.73	1.866	12:53:32.703
5 -	***1:34.026***	47.526	2:21.552	**(2)**	75.50	0.407	12:55:54.255
6 -	1:34.073	***47.072***	***2:21.145***	***(1)***	***75.72***		***12:58:15.400***

P15 16 RMT Geoff LANSDELL Suzuki - EPG Domestic

IDEAL LAP TIME : 2:20.699 BEST LAP TIME : 2:20.699 DIFFERENCE : 0.000

LAP	SECTOR 1	SECTOR 2	LAP TIME		MPH	DIFF	TIME OF DAY
1 -		49.777	2:31.544		70.52	10.845	12:46:20.631
2 -	1:34.993	49.228	2:24.221		74.10	3.522	12:48:44.852
3 -	1:35.483	49.663	2:25.146		73.63	4.447	12:51:09.998
4 -	1:35.000	48.751	2:23.751	**(3)**	74.35	3.052	12:53:33.749
5 -	1:35.098	47.906	2:23.004	**(2)**	74.73	2.305	12:55:56.753
6 -	***1:33.418***	***47.281***	***2:20.699***	***(1)***	***75.96***		***12:58:17.452***

P16 13 YPM Doug EDMONDSON Yamaha - Wave Racing Developments

IDEAL LAP TIME : 2:14.894 BEST LAP TIME : 2:14.919 DIFFERENCE : 0.025

LAP	SECTOR 1	SECTOR 2	LAP TIME		MPH	DIFF	TIME OF DAY
1 -		44.819	3:13.992		55.09	59.073	12:47:03.079
2 -	1:30.222	44.697	***2:14.919***	***(1)***	***79.21***		***12:49:17.998***
3 -	1:31.518	45.505	2:17.023		78.00	2.104	12:51:35.021
4 -	***1:30.207***	44.932	2:15.139	**(2)**	79.08	0.220	12:53:50.160
5 -	1:30.993	45.004	2:15.997		78.59	1.078	12:56:06.157
6 -	1:30.469	***44.687***	2:15.156	**(3)**	79.07	0.237	12:58:21.313

P17 81 YPM Scott GRANT Yamaha - SEAGER engineering/ Motaa Cycle Parts

IDEAL LAP TIME : 2:14.706 BEST LAP TIME : 2:14.706 DIFFERENCE : 0.000

LAP	SECTOR 1	SECTOR 2	LAP TIME		MPH	DIFF	TIME OF DAY
1 -		44.698	3:14.205		55.03	59.499	12:47:03.292
2 -	1:30.338	44.521	2:14.859	**(2)**	79.25	0.153	12:49:18.151
3 -	1:32.271	44.749	2:17.020		78.00	2.314	12:51:35.171
4 -	1:30.428	44.888	2:15.316	**(3)**	78.98	0.610	12:53:50.487
5 -	1:30.801	45.396	2:16.197		78.47	1.491	12:56:06.684
6 -	***1:30.283***	***44.423***	***2:14.706***	***(1)***	***79.34***		***12:58:21.390***

P18 29 YPMC Giles HARWOOD Yamaha -

IDEAL LAP TIME : 2:15.302 BEST LAP TIME : 2:15.919 DIFFERENCE : 0.617

LAP	SECTOR 1	SECTOR 2	LAP TIME		MPH	DIFF	TIME OF DAY
1 -		45.231	3:16.973		54.26	1:01.054	12:47:06.060

Weather / Track : Cloudy / Dry

Snetterton
Circuit Length = 2.9689 miles
Start: 12:43 Flag 12:56 End: 12:59

BMCRC - MRO Championships 2016 - Rnd 4 @ Snetterton 300

DFDS Seaways Yamaha Past Masters & BMCRC Rookie Minitwins

RACE 8 - SECTOR ANALYSIS

SECTOR 1 = FL to I1, SECTOR 2 = I1 to FL, DIFF = Difference To Personal Best Lap

2 -	1:31.834	45.402	2:17.236	77.88	1.317	12:49:23.296
3 -	***1:30.205***	45.714	***2:15.919*** **(1)**	***78.63***		***12:51:39.215***
4 -	1:31.319	46.053	2:17.372	77.80	1.453	12:53:56.587
5 -	1:31.111	***45.097***	2:16.208 **(2)**	78.46	0.289	12:56:12.795
6 -	1:31.238	45.550	2:16.788 **(3)**	78.13	0.869	12:58:29.583

P19 101 YPM Andrew DAVIES Yamaha - GIBSON EXHAUSTS

IDEAL LAP TIME : 2:15.962 BEST LAP TIME : 2:15.962 DIFFERENCE : 0.000

LAP	SECTOR 1	SECTOR 2	LAP TIME	MPH	DIFF	TIME OF DAY
1 -		45.997	3:16.749	54.32	1:00.787	12:47:05.836
2 -	1:31.787	45.540	2:17.327	77.82	1.365	12:49:23.163
3 -	1:31.463	45.670	2:17.133	77.93	1.171	12:51:40.296
4 -	1:31.029	45.864	2:16.893 **(3)**	78.07	0.931	12:53:57.189
5 -	***1:30.845***	***45.117***	***2:15.962*** **(1)**	***78.61***		***12:56:13.151***
6 -	1:31.267	45.604	2:16.871 **(2)**	78.08	0.909	12:58:30.022

P20 55 YPM Paul TOLAND Yamaha -

IDEAL LAP TIME : 2:16.948 BEST LAP TIME : 2:16.970 DIFFERENCE : 0.022

LAP	SECTOR 1	SECTOR 2	LAP TIME	MPH	DIFF	TIME OF DAY
1 -		45.767	3:17.589	54.09	1:00.619	12:47:06.676
2 -	1:32.339	***45.427***	2:17.766 **(3)**	77.58	0.796	12:49:24.442
3 -	1:31.535	47.168	2:18.703	77.05	1.733	12:51:43.145
4 -	1:31.696	45.646	2:17.342 **(2)**	77.82	0.372	12:54:00.487
5 -	***1:31.521***	45.449	***2:16.970*** **(1)**	***78.03***		***12:56:17.457***
6 -	1:32.502	46.503	2:19.005	76.88	2.035	12:58:36.462

P21 728 RMT David DOWNING Suzuki -

IDEAL LAP TIME : 2:26.241 BEST LAP TIME : 2:26.365 DIFFERENCE : 0.124

LAP	SECTOR 1	SECTOR 2	LAP TIME	MPH	DIFF	TIME OF DAY
1 -		49.393	2:34.148	69.33	7.783	12:46:23.235
2 -	***1:37.460***	49.744	2:27.204 **(3)**	72.60	0.839	12:48:50.439
3 -	1:38.082	48.784	2:26.866 **(2)**	72.77	0.501	12:51:17.305
4 -	1:37.584	***48.781***	***2:26.365*** **(1)**	***73.02***		***12:53:43.670***
5 -	1:38.480	50.753	2:29.233	71.62	2.868	12:56:12.903
6 -	1:38.225	49.281	2:27.506	72.45	1.141	12:58:40.409

P22 74 YPM Paul WHITBY Yamaha - Prestige Decor Ltd

IDEAL LAP TIME : 2:16.856 BEST LAP TIME : 2:16.993 DIFFERENCE : 0.137

LAP	SECTOR 1	SECTOR 2	LAP TIME	MPH	DIFF	TIME OF DAY
1 -		46.827	3:20.085	53.41	1:03.092	12:47:09.172
2 -	1:32.936	46.409	2:19.345	76.70	2.352	12:49:28.517
3 -	1:32.243	***45.839***	2:18.082 **(2)**	77.40	1.089	12:51:46.599
4 -	1:31.990	46.677	2:18.667	77.07	1.674	12:54:05.266
5 -	***1:31.017***	45.976	***2:16.993*** **(1)**	***78.01***		***12:56:22.259***
6 -	1:31.895	46.531	2:18.426 **(3)**	77.21	1.433	12:58:40.685

P23 69 YPM Richard SAWYER Yamaha -

IDEAL LAP TIME : 2:17.791 BEST LAP TIME : 2:18.224 DIFFERENCE : 0.433

LAP	SECTOR 1	SECTOR 2	LAP TIME	MPH	DIFF	TIME OF DAY
1 -		46.283	3:19.828	53.48	1:01.604	12:47:08.915
2 -	1:32.981	46.018	2:18.999 **(3)**	76.89	0.775	12:49:27.914
3 -	1:32.860	***45.534***	2:18.394 **(2)**	77.22	0.170	12:51:46.308
4 -	1:33.076	46.359	2:19.435	76.65	1.211	12:54:05.743
5 -	***1:32.257***	45.967	***2:18.224*** **(1)**	***77.32***		***12:56:23.967***
6 -	1:33.347	45.999	2:19.346	76.70	1.122	12:58:43.313

Weather / Track : Cloudy / Dry

Snetterton
Circuit Length = 2.9689 miles
Start: 12:43 Flag 12:56 End: 12:59

BMCRC - MRO Championships 2016 - Rnd 4 @ Snetterton 300

DFDS Seaways Yamaha Past Masters & BMCRC Rookie Minitwins

RACE 8 - SECTOR ANALYSIS

SECTOR 1 = FL to I1, SECTOR 2 = I1 to FL, DIFF = Difference To Personal Best Lap

P24 18 YPMC Marc PRENTICE

Yamaha - Mungo Marine Ltd

IDEAL LAP TIME : 2:18.438 BEST LAP TIME : 2:19.112 DIFFERENCE : 0.674

LAP	SECTOR 1	SECTOR 2	LAP TIME	MPH	DIFF	TIME OF DAY
1 -		46.341	3:18.914	53.73	59.802	12:47:08.001
2 -	***1:32.618***	46.494	***2:19.112*** **(1)**	***76.83***		***12:49:27.113***
3 -	1:33.649	46.394	2:20.043 **(3)**	76.31	0.931	12:51:47.156
4 -	1:32.852	48.847	2:21.699	75.42	2.587	12:54:08.855
5 -	1:33.849	47.064	2:20.913	75.84	1.801	12:56:29.768
6 -	1:33.374	***45.820***	2:19.194 **(2)**	76.78	0.082	12:58:48.962

P25 7 YPM Joe BALDRY

Yamaha -

IDEAL LAP TIME : 2:18.534 BEST LAP TIME : 2:19.086 DIFFERENCE : 0.552

LAP	SECTOR 1	SECTOR 2	LAP TIME	MPH	DIFF	TIME OF DAY
1 -		46.360	3:22.497	52.78	1:03.411	12:47:11.584
2 -	1:33.541	46.324	2:19.865	76.41	0.779	12:49:31.449
3 -	1:32.760	46.326	***2:19.086*** **(1)**	***76.84***		***12:51:50.535***
4 -	1:33.423	46.642	2:20.065	76.30	0.979	12:54:10.600
5 -	***1:32.599***	46.587	2:19.186 **(2)**	76.78	0.100	12:56:29.786
6 -	1:33.316	***45.935***	2:19.251 **(3)**	76.75	0.165	12:58:49.037

P26 58 YPMC Steve REDHEAD

Yamaha - Binx Racing

IDEAL LAP TIME : 2:18.781 BEST LAP TIME : 2:18.864 DIFFERENCE : 0.083

LAP	SECTOR 1	SECTOR 2	LAP TIME	MPH	DIFF	TIME OF DAY
1 -		47.540	3:23.919	52.41	1:05.055	12:47:13.006
2 -	1:33.019	46.528	2:19.547	76.59	0.683	12:49:32.553
3 -	***1:32.450***	46.414	***2:18.864*** **(1)**	***76.96***		***12:51:51.417***
4 -	1:32.706	46.733	2:19.439 **(3)**	76.65	0.575	12:54:10.856
5 -	1:32.749	***46.331***	2:19.080 **(2)**	76.84	0.216	12:56:29.936
6 -	1:33.292	46.827	2:20.119	76.27	1.255	12:58:50.055

P27 88 YPM Peter MANNERING

Yamaha - Mbc dispatch

IDEAL LAP TIME : 2:20.858 BEST LAP TIME : 2:21.000 DIFFERENCE : 0.142

LAP	SECTOR 1	SECTOR 2	LAP TIME	MPH	DIFF	TIME OF DAY
1 -		47.215	3:27.649	51.47	1:06.649	12:47:16.736
2 -	***1:34.051***	47.723	2:21.774	75.38	0.774	12:49:38.510
3 -	1:34.485	47.213	2:21.698 **(3)**	75.42	0.698	12:52:00.208
4 -	1:34.193	***46.807***	***2:21.000*** **(1)**	***75.80***		***12:54:21.208***
5 -	1:34.523	47.077	2:21.600 **(2)**	75.48	0.600	12:56:42.808
6 -	1:34.837	46.969	2:21.806	75.37	0.806	12:59:04.614

P28 11 YPMR Paul MIDDLETON

Yamaha - Neil Zwartouw Carpentry

IDEAL LAP TIME : 2:20.176 BEST LAP TIME : 2:20.176 DIFFERENCE : 0.000

LAP	SECTOR 1	SECTOR 2	LAP TIME	MPH	DIFF	TIME OF DAY
1 -		47.881	3:26.034	51.87	1:05.858	12:47:15.121
2 -	1:34.184	49.445	2:23.629	74.41	3.453	12:49:38.750
3 -	1:34.373	47.236	2:21.609 **(2)**	75.47	1.433	12:52:00.359
4 -	1:34.299	48.538	2:22.837 **(3)**	74.82	2.661	12:54:23.196
5 -	***1:33.631***	***46.545***	***2:20.176*** **(1)**	***76.24***		***12:56:43.372***
6 -	1:37.754	49.076	2:26.830	72.79	6.654	12:59:10.202

P29 73 RMT Dror GENSLER

Suzuki -

IDEAL LAP TIME : 2:30.167 BEST LAP TIME : 2:30.298 DIFFERENCE : 0.131

LAP	SECTOR 1	SECTOR 2	LAP TIME	MPH	DIFF	TIME OF DAY
1 -		52.034	2:41.804	66.05	11.506	12:46:30.891
2 -	1:42.651	52.579	2:35.230	68.85	4.932	12:49:06.121
3 -	1:40.803	51.256	2:32.059	70.28	1.761	12:51:38.180
4 -	1:40.582	51.062	2:31.644 **(3)**	70.48	1.346	12:54:09.824
5 -	1:40.170	***50.800***	2:30.970 **(2)**	70.79	0.672	12:56:40.794

Weather / Track : Cloudy / Dry

Snetterton
Circuit Length = 2.9689 miles
Start: 12:43 Flag 12:56 End: 12:59

BMCRC - MRO Championships 2016 - Rnd 4 @ Snetterton 300

DFDS Seaways Yamaha Past Masters & BMCRC Rookie Minitwins

RACE 8 - SECTOR ANALYSIS

SECTOR 1 = FL to I1, SECTOR 2 = I1 to FL, DIFF = Difference To Personal Best Lap

6 -	***1:39.367***	50.931	***2:30.298*** **(1)**	***71.11***		***12:59:11.092***

P30 5 YPMR Max HOUSE Yamaha -

IDEAL LAP TIME : 2:22.267 BEST LAP TIME : 2:22.542 DIFFERENCE : 0.275

LAP	SECTOR 1	SECTOR 2	LAP TIME	MPH	DIFF	TIME OF DAY
1 -		48.373	3:26.148	51.84	1:03.606	12:47:15.235
2 -	1:36.343	***47.708***	2:24.051	74.19	1.509	12:49:39.286
3 -	***1:34.559***	47.983	***2:22.542*** **(1)**	***74.98***		***12:52:01.828***
4 -	1:34.933	47.799	2:22.732 **(2)**	74.88	0.190	12:54:24.560
5 -	1:34.591	48.301	2:22.892 **(3)**	74.79	0.350	12:56:47.452

P31 34 YPMR Mark EWENS Yamaha -

IDEAL LAP TIME : 2:23.380 BEST LAP TIME : 2:23.517 DIFFERENCE : 0.137

LAP	SECTOR 1	SECTOR 2	LAP TIME	MPH	DIFF	TIME OF DAY
1 -		48.451	3:24.494	52.26	1:00.977	12:47:13.581
2 -	1:35.462	48.810	2:24.272 **(2)**	74.08	0.755	12:49:37.853
3 -	1:36.186	***48.287***	2:24.473 **(3)**	73.97	0.956	12:52:02.326
4 -	***1:35.093***	48.424	***2:23.517*** **(1)**	***74.47***		***12:54:25.843***
5 -	1:36.400	49.031	2:25.431	73.49	1.914	12:56:51.274

P32 26 RMT Steven DOLAN Suzuki -

IDEAL LAP TIME : 2:34.768 BEST LAP TIME : 2:34.946 DIFFERENCE : 0.178

LAP	SECTOR 1	SECTOR 2	LAP TIME	MPH	DIFF	TIME OF DAY
1 -		***52.408***	2:42.809	65.64	7.863	12:46:31.896
2 -	***1:42.360***	52.586	***2:34.946*** **(1)**	***68.97***		***12:49:06.842***
3 -	1:43.198	53.049	2:36.247 **(2)**	68.40	1.301	12:51:43.089
4 -	1:45.549	54.257	2:39.806	66.88	4.860	12:54:22.895
5 -	1:45.468	53.255	2:38.723 **(3)**	67.33	3.777	12:57:01.618

P33 52 YPMC Tim HALL Yamaha -

IDEAL LAP TIME : 2:26.381 BEST LAP TIME : 2:26.885 DIFFERENCE : 0.504

LAP	SECTOR 1	SECTOR 2	LAP TIME	MPH	DIFF	TIME OF DAY
1 -		49.735	3:31.487	50.53	1:04.602	12:47:20.574
2 -	1:38.335	49.326	2:27.661 **(2)**	72.38	0.776	12:49:48.235
3 -	1:39.132	49.212	2:28.344 **(3)**	72.04	1.459	12:52:16.579
4 -	1:39.756	***48.597***	2:28.353	72.04	1.468	12:54:44.932
5 -	***1:37.784***	49.101	***2:26.885*** **(1)**	***72.76***		***12:57:11.817***

P34 68 YPMC Kevin MARSHALL Yamaha -

IDEAL LAP TIME : 2:30.472 BEST LAP TIME : 2:30.660 DIFFERENCE : 0.188

LAP	SECTOR 1	SECTOR 2	LAP TIME	MPH	DIFF	TIME OF DAY
1 -		51.531	3:36.858	49.28	1:06.198	12:47:25.945
2 -	***1:39.955***	50.705	***2:30.660*** **(1)**	***70.94***		***12:49:56.605***
3 -	1:39.975	51.105	2:31.080 **(3)**	70.74	0.420	12:52:27.685
4 -	1:40.442	***50.517***	2:30.959 **(2)**	70.80	0.299	12:54:58.644
5 -	1:40.633	51.838	2:32.471	70.09	1.811	12:57:31.115

P35 27 YPMC David PATERSON Yamaha - Arnold Self Drive

IDEAL LAP TIME : 2:34.266 BEST LAP TIME : 2:34.288 DIFFERENCE : 0.022

LAP	SECTOR 1	SECTOR 2	LAP TIME	MPH	DIFF	TIME OF DAY
1 -		52.355	3:36.836	49.29	1:02.548	12:47:25.923
2 -	1:42.518	***51.770***	***2:34.288*** **(1)**	***69.27***		***12:50:00.211***
3 -	1:42.646	52.706	2:35.352 **(2)**	68.79	1.064	12:52:35.563
4 -	***1:42.496***	53.705	2:36.201	68.42	1.913	12:55:11.764
5 -	1:43.267	52.424	2:35.691 **(3)**	68.64	1.403	12:57:47.455

Weather / Track : Cloudy / Dry

Snetterton
Circuit Length = 2.9689 miles
Start: 12:43 Flag 12:56 End: 12:59

BMCRC - MRO Championships 2016 - Rnd 4 @ Snetterton 300

DFDS Seaways Yamaha Past Masters & BMCRC Rookie Minitwins

RACE 8 - SECTOR ANALYSIS

SECTOR 1 = FL to I1, SECTOR 2 = I1 to FL, DIFF = Difference To Personal Best Lap

P36 59 YPMC Neil HESMAN Yamaha - Farkham Hall

IDEAL LAP TIME : 2:43.976 BEST LAP TIME : 2:43.976 DIFFERENCE : 0.000

LAP	SECTOR 1	SECTOR 2	LAP TIME	MPH	DIFF	TIME OF DAY
1 -		55.980	3:48.291	46.81	1:04.315	12:47:37.378
2 -	1:50.590	54.556	2:45.146 **(2)**	64.71	1.170	12:50:22.524
3 -	1:52.634	56.056	2:48.690	63.35	4.714	12:53:11.214
4 -	1:51.057	55.566	2:46.623 **(3)**	64.14	2.647	12:55:57.837
5 -	***1:49.630***	***54.346***	***2:43.976* (1)**	***65.18***		***12:58:41.813***

P37 25 YPMR Allan SEXTON Yamaha - Poole Motorcycles Ltd

IDEAL LAP TIME : 2:48.119 BEST LAP TIME : 2:48.213 DIFFERENCE : 0.094

LAP	SECTOR 1	SECTOR 2	LAP TIME	MPH	DIFF	TIME OF DAY
1 -		57.476	3:53.938	45.68	1:05.725	12:47:43.025
2 -	1:56.090	56.978	2:53.068	61.75	4.855	12:50:36.093
3 -	1:54.483	56.785	2:51.268 **(3)**	62.40	3.055	12:53:27.361
4 -	***1:52.945***	57.239	2:50.184 **(2)**	62.80	1.971	12:56:17.545
5 -	1:53.039	***55.174***	***2:48.213* (1)**	***63.53***		***12:59:05.758***

P38 90 YPMC Mark ELLERAY Yamaha - Abbot Solutions Ltd

IDEAL LAP TIME : 2:33.125 BEST LAP TIME : 2:33.938 DIFFERENCE : 0.813

LAP	SECTOR 1	SECTOR 2	LAP TIME	MPH	DIFF	TIME OF DAY
1 -		***50.477***	3:38.202	48.98	1:04.264	12:47:27.289
2 -	***1:42.648***	51.290	***2:33.938* (1)**	***69.43***		***12:50:01.227***
3 -	1:43.145	51.565	2:34.710 **(2)**	69.08	0.772	12:52:35.937
4 -	1:46.505	51.099	2:37.604 **(3)**	67.81	3.666	12:55:13.541

P39 1 YPM Matt BARBER Yamaha -

IDEAL LAP TIME : 2:12.754 BEST LAP TIME : 2:13.197 DIFFERENCE : 0.443

LAP	SECTOR 1	SECTOR 2	LAP TIME	MPH	DIFF	TIME OF DAY
1 -		44.886	3:17.185 **(3)**	54.20	1:03.988	12:47:06.272
2 -	1:30.110	***43.903***	2:14.013 **(2)**	79.75	0.816	12:49:20.285
3 -	1:29.183	44.014	***2:13.197* (1)**	***80.24***		***12:51:33.482***

Weather / Track : Cloudy / Dry

Snetterton
Circuit Length = 2.9689 miles
Start: 12:43 Flag 12:56 End: 12:59

BMCRC - MRO Championships 2016 - Rnd 4 @ Snetterton 300

DFDS Seaways Yamaha Past Masters & BMCRC Rookie Minitwins

RACE 8 - BEST SECTORS

	SECTOR 1			SECTOR 2			IDEAL / BEST COMPARISON					
POS	NO	NAME	TIME	NO	NAME	TIME	POS	NO	NAME	IDEAL	BEST	DIFF
									PERFECT LAP	2:07.914		
1	174	SINGLETON	**1:25.284**	174	SINGLETON	**42.630**	1	174	SINGLETON	2:07.914	2:07.914	0.000
2	991	CUNNINGHAM	**1:25.967**	48	TAYLOR	**43.191**	2	991	CUNNINGHAM	2:09.617	2:10.267	0.650
3	911	SHERIFF	**1:26.454**	17	BAUBLYTE	**43.412**	3	12	EDWARDS	2:10.522	2:10.522	0.000
4	12	EDWARDS	**1:27.055**	113	ELKINS	**43.413**	4	911	SHERIFF	2:10.763	2:10.763	0.000
5	147	WATSON	**1:27.728**	12	EDWARDS	**43.467**	5	113	ELKINS	2:11.387	2:11.800	0.413
6	113	ELKINS	**1:27.974**	991	CUNNINGHAM	**43.650**	6	17	BAUBLYTE	2:11.465	2:11.755	0.290
7	17	BAUBLYTE	**1:28.053**	147	WATSON	**43.779**	7	147	WATSON	2:11.507	2:11.755	0.248
8	175	TYRER	**1:28.056**	1	BARBER	**43.903**	8	48	TAYLOR	2:11.897	2:11.951	0.054
9	99	CATT	**1:28.525**	175	TYRER	**44.111**	9	175	TYRER	2:12.167	2:12.504	0.337
10	24	SIMMONS	**1:28.638**	911	SHERIFF	**44.309**	10	1	BARBER	2:12.754	2:13.197	0.443
11	48	TAYLOR	**1:28.706**	81	GRANT	**44.423**	11	99	CATT	2:12.952	2:13.245	0.293
12	1	BARBER	**1:28.851**	99	CATT	**44.427**	12	24	SIMMONS	2:13.591	2:13.591	0.000
13	77	KEMP	**1:29.313**	13	EDMONDSON	**44.687**	13	77	KEMP	2:14.422	2:14.926	0.504
14	159	GREEN	**1:29.350**	24	SIMMONS	**44.953**	14	81	GRANT	2:14.706	2:14.706	0.000
15	29	HARWOOD	**1:30.205**	29	HARWOOD	**45.097**	15	13	EDMONDSON	2:14.894	2:14.919	0.025
16	13	EDMONDSON	**1:30.207**	77	KEMP	**45.109**	16	159	GREEN	2:14.931	2:14.931	0.000
17	81	GRANT	**1:30.283**	101	DAVIES	**45.117**	17	29	HARWOOD	2:15.302	2:15.919	0.617
18	101	DAVIES	**1:30.845**	55	TOLAND	**45.427**	18	101	DAVIES	2:15.962	2:15.962	0.000
19	74	WHITBY	**1:31.017**	69	SAWYER	**45.534**	19	74	WHITBY	2:16.856	2:16.993	0.137
20	55	TOLAND	**1:31.521**	159	GREEN	**45.581**	20	55	TOLAND	2:16.948	2:16.970	0.022
21	69	SAWYER	**1:32.257**	18	PRENTICE	**45.820**	21	69	SAWYER	2:17.791	2:18.224	0.433
22	58	REDHEAD	**1:32.450**	74	WHITBY	**45.839**	22	18	PRENTICE	2:18.438	2:19.112	0.674
23	7	BALDRY	**1:32.599**	7	BALDRY	**45.935**	23	7	BALDRY	2:18.534	2:19.086	0.552
24	18	PRENTICE	**1:32.618**	58	REDHEAD	**46.331**	24	58	REDHEAD	2:18.781	2:18.864	0.083
25	16	LANSDELL	**1:33.418**	11	MIDDLETON	**46.545**	25	11	MIDDLETON	2:20.176	2:20.176	0.000
26	11	MIDDLETON	**1:33.631**	88	MANNERING	**46.807**	26	16	LANSDELL	2:20.699	2:20.699	0.000
27	43	DAVIE	**1:34.026**	43	DAVIE	**47.072**	27	88	MANNERING	2:20.858	2:21.000	0.142
28	88	MANNERING	**1:34.051**	16	LANSDELL	**47.281**	28	43	DAVIE	2:21.098	2:21.145	0.047
29	5	HOUSE	**1:34.559**	5	HOUSE	**47.708**	29	5	HOUSE	2:22.267	2:22.542	0.275
30	34	EWENS	**1:35.093**	34	EWENS	**48.287**	30	34	EWENS	2:23.380	2:23.517	0.137
31	728	DOWNING	**1:37.460**	52	HALL	**48.597**	31	728	DOWNING	2:26.241	2:26.365	0.124
32	52	HALL	**1:37.784**	728	DOWNING	**48.781**	32	52	HALL	2:26.381	2:26.885	0.504
33	73	GENSLER	**1:39.367**	90	ELLERAY	**50.477**	33	73	GENSLER	2:30.167	2:30.298	0.131
34	68	MARSHALL	**1:39.955**	68	MARSHALL	**50.517**	34	68	MARSHALL	2:30.472	2:30.660	0.188
35	26	DOLAN	**1:42.360**	73	GENSLER	**50.800**	35	90	ELLERAY	2:33.125	2:33.938	0.813
36	27	PATERSON	**1:42.496**	27	PATERSON	**51.770**	36	27	PATERSON	2:34.266	2:34.288	0.022
37	90	ELLERAY	**1:42.648**	26	DOLAN	**52.408**	37	26	DOLAN	2:34.768	2:34.946	0.178
38	59	HESMAN	**1:49.630**	59	HESMAN	**54.346**	38	59	HESMAN	2:43.976	2:43.976	0.000
39	25	SEXTON	**1:52.945**	25	SEXTON	**55.174**	39	25	SEXTON	2:48.119	2:48.213	0.094
40												

Weather / Track : Cloudy / Dry

Snetterton
Circuit Length = 2.9689 miles
Start: 12:43 Flag 12:56 End: 12:59

Results can be found at www.tsl-timing.com

Printed - 14:00 Sunday, 29 May 2016

BMCRC - MRO Championships 2016 - Rnd 4 @ Snetterton 300

DFDS Seaways Yamaha Past Masters & BMCRC Rookie Minitwins

RACE 18 - CLASSIFICATION

POS	NO	CL	PIC	NAME	ENTRY	LAPS	TIME	GAP	DIFF	MPH	BEST	ON
1	**174**	RMT	1	Daniel SINGLETON	Suzuki - SDC	**6**	12:56.914			82.54	**2:06.831**	5
2	**991**	RMT	2	Marc CUNNINGHAM	Suzuki -	**6**	13:04.896	**7.982**	7.982	81.70	**2:07.849**	4
3	**12**	RMT	3	Stephen EDWARDS	Suzuki -	**6**	13:18.277	**21.363**	13.381	80.33	**2:11.008**	3
4	**147**	RMT	4	Thomas WATSON	Suzuki - Motorsportdays.com TEA Time Racing	**6**	13:18.448	**21.534**	0.171	80.31	**2:11.388**	5
5	**175**	RMT	5	Richard TYRER	Suzuki -	**6**	13:22.085	**25.171**	3.637	79.95	**2:12.180**	6
6	**17**	RMT	6	Ieva BAUBLYTE	Suzuki - 1st Moto Solutions	**6**	13:22.285	**25.371**	0.200	79.93	**2:10.181**	6
7	**113**	RMT	7	Sam ELKINS	Suzuki - Me Old Man	**6**	13:23.982	**27.068**	1.697	79.76	**2:11.912**	2
8	**24**	RMT	8	Alex SIMMONS	Suzuki - Westcountry Windings	**6**	13:35.097	**38.183**	11.115	78.67	**2:13.743**	2
9	**99**	RMT	9	Ben CATT	Suzuki -	**6**	13:41.002	**44.088**	5.905	78.10	**2:14.900**	5
10	**77**	RMT	10	Arran KEMP	Suzuki - A.V.Ceilings	**6**	13:41.100	**44.186**	0.098	78.10	**2:14.258**	6
11	**159**	RMT	11	Thurstan GREEN	Suzuki -	**6**	13:41.928	**45.014**	0.828	78.02	**2:14.980**	6
12	**48**	YPM	1	Mark TAYLOR	Yamaha - B K NOLTE contracts limited	**6**	14:12.186	**1:15.272**	30.258	75.25	**2:12.071**	2
13	**728**	RMT	12	David DOWNING	Suzuki -	**6**	14:25.182	**1:28.268**	12.996	74.12	**2:21.366**	3
14	**16**	RMT	13	Geoff LANSDELL	Suzuki - EPG Domestic	**6**	14:25.718	**1:28.804**	0.536	74.07	**2:21.785**	6
15	**1**	YPM	2	Matt BARBER	Yamaha -	**6**	14:28.683	**1:31.769**	2.965	73.82	**2:13.854**	4
16	**29**	YPMC	1	Giles HARWOOD	Yamaha -	**6**	14:34.032	**1:37.118**	5.349	73.37	**2:15.168**	3
17	**81**	YPM	3	Scott GRANT	Yamaha - SEAGER engineering/ Motaa Cycle Parts	**6**	14:34.473	**1:37.559**	0.441	73.33	**2:15.009**	2
18	**13**	YPM	4	Doug EDMONDSON	Yamaha - Wave Racing Developments	**6**	14:40.707	**1:43.793**	6.234	72.81	**2:14.670**	4
19	**101**	YPM	5	Andrew DAVIES	Yamaha - GIBSON EXHAUSTS	**6**	14:41.726	**1:44.812**	1.019	72.73	**2:16.609**	2
20	**55**	YPM	6	Paul TOLAND	Yamaha -	**6**	14:48.149	**1:51.235**	6.423	72.20	**2:16.850**	6
21	**74**	YPM	7	Paul WHITBY	Yamaha - Prestige Decor Ltd	**6**	14:49.604	**1:52.690**	1.455	72.08	**2:17.286**	3
22	**58**	YPMC	2	Steve REDHEAD	Yamaha - Binx Racing	**6**	14:55.416	**1:58.502**	5.812	71.61	**2:17.948**	4
23	**18**	YPMC	3	Marc PRENTICE	Yamaha - Mungo Marine Ltd	**6**	14:58.379	**2:01.465**	2.963	71.38	**2:19.063**	6
24	**11**	YPMR	1	Paul MIDDLETON	Yamaha - Neil Zwartouw Carpentry	**6**	15:11.659	**2:14.745**	13.280	70.34	**2:20.953**	2
25	**88**	YPM	8	Peter MANNERING	Yamaha - Mbc dispatch	**6**	15:15.360	**2:18.446**	3.701	70.05	**2:21.434**	5
26	**41**	YPM	9	David ABRAHAM	Yamaha -	**5**	13:08.816	**1 Lap**	1 Lap	67.74	**2:23.197**	4
27	**52**	YPMC	4	Tim HALL	Yamaha -	**5**	13:11.218	**1 Lap**	2.402	67.54	**2:25.803**	4
28	**34**	YPMR	2	Mark EWENS	Yamaha -	**5**	13:14.514	**1 Lap**	3.296	67.26	**2:24.572**	4
29	**68**	YPMC	5	Kevin MARSHALL	Yamaha -	**5**	13:45.065	**1 Lap**	30.551	64.77	**2:31.169**	2
30	**27**	YPMC	6	David PATERSON	Yamaha - Arnold Self Drive	**5**	14:10.838	**1 Lap**	25.773	62.80	**2:34.556**	2
31	**59**	YPMC	7	Neil HESMAN	Yamaha - Farkham Hall	**5**	14:37.894	**1 Lap**	27.056	60.87	**2:42.844**	5
32	**25**	YPMR	3	Allan SEXTON	Yamaha - Poole Motorcycles Ltd	**5**	14:59.339	**1 Lap**	21.445	59.42	**2:45.813**	4

NOT CLASSIFIED

DNF	**911**	RMT		Kaine SHERIFF	Suzuki - Yorkshire Motorhomes	**5**	11:04.734	**1 Lap**		80.39	**2:11.587**	5
DNF	**43**	RMT		Robert DAVIE	Suzuki -	**5**	12:08.034	**1 Lap**	1:03.300	73.40	**2:23.285**	3
DNF	**5**	YPMR		Max HOUSE	Yamaha -	**4**	10:44.027	**2 Laps**	1 Lap	66.38	**2:24.794**	3
DNF	**69**	YPM		Richard SAWYER	Yamaha -	**1**	3:21.625	**5 Laps**	3 Laps	53.00	**3:21.625**	1
DNF	**26**	RMT		Steven DOLAN	Suzuki -	**0**						
DNF	**90**	YPMC		Mark ELLERAY	Yamaha - Abbot Solutions Ltd	**0**						
DNF	**83**	YPM		Malcolm HUTCHEON	Yamaha -	**0**						

FASTEST LAP

174	RMT	Daniel SINGLETON	Suzuki - SDC	**5**	2:06.831	84.27 mph	135.61 kph
48	YPM	Mark TAYLOR	Yamaha - B K NOLTE contracts limited	**2**	2:12.071	80.92 mph	130.23 kph
29	YPMC	Giles HARWOOD	Yamaha -	**3**	2:15.168	79.07 mph	127.25 kph
11	YPMR	Paul MIDDLETON	Yamaha - Neil Zwartouw Carpentry	**2**	2:20.953	75.82 mph	122.03 kph

Class RMT - 90% of Race Speed = 74.28 mph
Class YPM - 90% of Race Speed = 67.72 mph
Class YPMC - 90% of Race Speed = 66.03 mph
Class YPMR - 90% of Race Speed = 63.30 mph

Snetterton
Circuit Length = 2.9689 miles
Start: 17:02 Flag 17:15 End: 17:17

Weather / Track : Cloudy / Dry
These results are provisional until the conclusion of any judicial and technical matters.

Clerk Of Course :		Timekeeper :

Results can be found at www.tsl-timing.com

Printed - 17:18 Sunday, 29 May 2016

BMCRC - MRO Championships 2016 - Rnd 4 @ Snetterton 300

DFDS Seaways Yamaha Past Masters & BMCRC Rookie Minitwins

RACE 18 - LAP CHART

LAP 1 @ 17:04:36.117

NO	BEHIND	LAP TIME
991		2:14.960
911	2.047	2:17.007
174	2.259	2:17.219
12	2.570	2:17.530
175	2.680	2:17.640
147	2.923	2:17.883
113	4.163	2:19.123
17	4.283	2:19.243
24	5.506	2:20.466
99	5.988	2:20.948
159	6.345	2:21.305
77	7.310	2:22.270
16	14.282	2:29.242
728	15.747	2:30.707
43	15.916	2:30.876
48	56.014	3:10.974
13	59.701	3:14.661
29	1:00.212	3:15.172
101	1:00.859	3:15.819
81	1:01.106	3:16.066
1	1:01.250	3:16.210
55	1:03.322	3:18.282
18	1:04.328	3:19.288
58	1:05.068	3:20.028
74	1:05.768	3:20.728
69	1:06.665	3:21.625
11	1:07.973	3:22.933
88	1:09.111	3:24.071
5	1:10.937	3:25.897
52	1:11.224	3:26.184
34	1:14.172	3:29.132
41	1:14.532	3:29.492
68	1:18.930	3:33.890
27	1:21.596	3:36.556
59	1:27.413	3:42.373
25	1:35.456	3:50.416

LAP 2 @ 17:06:44.229

NO	BEHIND	LAP TIME
991		2:08.112
174	1.421	2:07.274
911	6.315	2:12.380
147	6.624	2:11.813
175	7.723	2:13.155
12	7.838	2:13.380
113	7.963	2:11.912
17	9.641	2:13.470
24	11.137	2:13.743
159	14.789	2:16.556
77	15.603	2:16.405
99	16.259	2:18.383
16	29.415	2:23.245
728	31.979	2:24.344
43	32.715	2:24.911
48	59.973	2:12.071
1	1:07.009	2:13.871
29	1:07.358	2:15.258
13	1:07.444	2:15.855
81	1:08.003	2:15.009
101	1:09.356	2:16.609
55	1:14.112	2:18.902
74	1:15.163	2:17.507
18	1:15.797	2:19.581
58	1:16.495	2:19.539
11	1:20.814	2:20.953
88	1:23.883	2:22.884
5	1:28.715	2:25.890
52	1:30.066	2:26.954
34	1:32.493	2:26.433
41	1:32.961	2:26.541
68	1:41.987	2:31.169
27	1:48.040	2:34.556
59	2:02.931	2:43.630

LAP 3 @ 17:08:53.850

NO	BEHIND	LAP TIME
174		2:08.200
991	0.672	2:10.293
25	1 Lap	2:50.381
911	8.864	2:12.170
147	9.205	2:12.202
12	9.225	2:11.008
175	10.662	2:12.560
113	11.920	2:13.578
17	12.185	2:12.165
24	15.696	2:14.180
99	22.092	2:15.454
77	22.430	2:16.448
159	22.778	2:17.610
16	42.958	2:23.164
728	43.724	2:21.366
43	46.379	2:23.285
48	1:02.669	2:12.317
1	1:11.538	2:14.150
29	1:12.905	2:15.168
13	1:13.138	2:15.315
81	1:13.540	2:15.158
101	1:16.680	2:16.945
55	1:22.584	2:18.093
74	1:22.828	2:17.286
18	1:25.898	2:19.722
58	1:26.092	2:19.218
11	1:33.673	2:22.480
88	1:36.629	2:22.367
5	1:43.888	2:24.794
52	1:46.515	2:26.070
41	1:48.239	2:24.899
34	1:49.995	2:27.123
68	2:04.199	2:31.833

LAP 4 @ 17:11:01.221

NO	BEHIND	LAP TIME
174		2:07.371
991	1.150	2:07.849
27	1 Lap	2:37.322
911	13.083	2:11.590
147	13.718	2:11.884
12	14.084	2:12.230
175	16.535	2:13.244
113	18.405	2:13.856
17	19.053	2:14.239
24	23.600	2:15.275
99	29.670	2:14.949
59	1 Lap	2:44.375
77	31.318	2:16.259
159	31.631	2:16.224
25	1 Lap	2:46.495
16	59.110	2:23.523
728	59.174	2:22.821
43	1:02.965	2:23.957
48	1:07.610	2:12.312
1	1:18.021	2:13.854
13	1:20.437	2:14.670
29	1:21.538	2:16.004
81	1:22.104	2:15.935
101	1:26.381	2:17.072
55	1:33.225	2:18.012
74	1:33.588	2:18.131
58	1:36.669	2:17.948
18	1:39.077	2:20.550
11	1:49.110	2:22.808
88	1:51.779	2:22.521
5	2:03.963	2:27.446
41	2:04.065	2:23.197
52	2:04.947	2:25.803

LAP 5 @ 17:13:08.052

NO	BEHIND	LAP TIME
174		2:06.831
34	1 Lap	2:24.572
991	4.692	2:10.373
911	17.839	2:11.587
147	18.275	2:11.388
12	18.366	2:11.113
175	23.010	2:13.306
68	1 Lap	2:33.025
113	25.034	2:13.460
17	25.209	2:12.987
24	31.678	2:14.909
99	37.739	2:14.900
77	39.947	2:15.460
159	40.053	2:15.253
27	1 Lap	2:43.000
59	1 Lap	2:44.672
48	1:12.961	2:12.182
728	1:15.666	2:23.323
16	1:17.038	2:24.759
43	1:21.139	2:25.005
1	1:26.117	2:14.927
25	1 Lap	2:45.813
29	1:30.930	2:16.223
81	1:31.670	2:16.397
13	1:35.107	2:21.501
101	1:37.024	2:17.474
55	1:44.404	2:18.010
74	1:45.282	2:18.525
58	1:49.177	2:19.339
18	1:52.421	2:20.175
11	2:03.355	2:21.076
88	2:06.382	2:21.434

LAP 6 @ 17:15:18.071

NO	BEHIND	LAP TIME
174		2:10.019
991	7.982	2:13.309
41	1 Lap	2:24.687
52	1 Lap	2:26.207
34	1 Lap	2:27.254
12	21.363	2:13.016
147	21.534	2:13.278
175	25.171	2:12.180
17	25.371	2:10.181
113	27.068	2:12.053
24	38.183	2:16.524
99	44.088	2:16.368
77	44.186	2:14.258
159	45.014	2:14.980
68	1 Lap	2:35.148
27	1 Lap	2:39.404
48	1:15.272	2:12.330
728	1:28.268	2:22.621
16	1:28.804	2:21.785
1	1:31.769	2:15.671
29	1:37.118	2:16.207
81	1:37.559	2:15.908
59	1 Lap	2:42.844
13	1:43.793	2:18.705
101	1:44.812	2:17.807
55	1:51.235	2:16.850
74	1:52.690	2:17.427
58	1:58.502	2:19.344
18	2:01.465	2:19.063
25	1 Lap	2:46.234
11	2:14.745	2:21.409
88	2:18.446	2:22.083

Weather / Track : Cloudy / Dry

Snetterton
Circuit Length = 2.9689 miles
Start: 17:02 Flag 17:15 End: 17:17

BMCRC - MRO Championships 2016 - Rnd 4 @ Snetterton 300

DFDS Seaways Yamaha Past Masters & BMCRC Rookie Minitwins

RACE 18 - SECTOR ANALYSIS

SECTOR 1 = FL to I1, SECTOR 2 = I1 to FL, DIFF = Difference To Personal Best Lap

P1 174 RMT Daniel SINGLETON Suzuki - SDC

IDEAL LAP TIME : 2:06.330 BEST LAP TIME : 2:06.831 DIFFERENCE : 0.501

LAP	SECTOR 1	SECTOR 2	LAP TIME	MPH	DIFF	TIME OF DAY
1 -		43.877	2:17.219	77.89	10.388	17:04:38.376
2 -	1:24.930	42.344	2:07.274 (2)	83.97	0.443	17:06:45.650
3 -	***1:24.482***	43.718	2:08.200	83.37	1.369	17:08:53.850
4 -	1:25.213	42.158	2:07.371 (3)	83.91	0.540	17:11:01.221
5 -	1:24.983	***41.848***	***2:06.831 (1)***	***84.27***		***17:13:08.052***
6 -	1:27.287	42.732	2:10.019	82.20	3.188	17:15:18.071

P2 991 RMT Marc CUNNINGHAM Suzuki -

IDEAL LAP TIME : 2:07.847 BEST LAP TIME : 2:07.849 DIFFERENCE : 0.002

LAP	SECTOR 1	SECTOR 2	LAP TIME	MPH	DIFF	TIME OF DAY
1 -		43.218	2:14.960	79.19	7.111	17:04:36.117
2 -	1:25.149	***42.963***	2:08.112 (2)	83.42	0.263	17:06:44.229
3 -	1:25.271	45.022	2:10.293 (3)	82.03	2.444	17:08:54.522
4 -	***1:24.884***	42.965	***2:07.849 (1)***	***83.59***		***17:11:02.371***
5 -	1:26.071	44.302	2:10.373	81.98	2.524	17:13:12.744
6 -	1:28.183	45.126	2:13.309	80.17	5.460	17:15:26.053

P3 12 RMT Stephen EDWARDS Suzuki -

IDEAL LAP TIME : 2:10.410 BEST LAP TIME : 2:11.008 DIFFERENCE : 0.598

LAP	SECTOR 1	SECTOR 2	LAP TIME	MPH	DIFF	TIME OF DAY
1 -		44.650	2:17.530	77.71	6.522	17:04:38.687
2 -	1:28.679	44.701	2:13.380	80.13	2.372	17:06:52.067
3 -	***1:26.917***	44.091	***2:11.008 (1)***	***81.58***		***17:09:03.075***
4 -	1:28.342	43.888	2:12.230 (3)	80.82	1.222	17:11:15.305
5 -	1:27.620	***43.493***	2:11.113 (2)	81.51	0.105	17:13:26.418
6 -	1:28.555	44.461	2:13.016	80.35	2.008	17:15:39.434

P4 147 RMT Thomas WATSON Suzuki - Motorsportdays.com TEA Time Racing

IDEAL LAP TIME : 2:11.361 BEST LAP TIME : 2:11.388 DIFFERENCE : 0.027

LAP	SECTOR 1	SECTOR 2	LAP TIME	MPH	DIFF	TIME OF DAY
1 -		43.915	2:17.883	77.51	6.495	17:04:39.040
2 -	1:28.399	43.414	2:11.813 (2)	81.08	0.425	17:06:50.853
3 -	***1:27.980***	44.222	2:12.202	80.84	0.814	17:09:03.055
4 -	1:28.410	43.474	2:11.884 (3)	81.04	0.496	17:11:14.939
5 -	1:28.007	***43.381***	***2:11.388 (1)***	***81.34***		***17:13:26.327***
6 -	1:29.198	44.080	2:13.278	80.19	1.890	17:15:39.605

P5 175 RMT Richard TYRER Suzuki -

IDEAL LAP TIME : 2:12.180 BEST LAP TIME : 2:12.180 DIFFERENCE : 0.000

LAP	SECTOR 1	SECTOR 2	LAP TIME	MPH	DIFF	TIME OF DAY
1 -		43.944	2:17.640	77.65	5.460	17:04:38.797
2 -	1:28.855	44.300	2:13.155 (3)	80.26	0.975	17:06:51.952
3 -	1:28.574	43.986	2:12.560 (2)	80.62	0.380	17:09:04.512
4 -	1:29.115	44.129	2:13.244	80.21	1.064	17:11:17.756
5 -	1:29.127	44.179	2:13.306	80.17	1.126	17:13:31.062
6 -	***1:28.529***	***43.651***	***2:12.180 (1)***	***80.86***		***17:15:43.242***

P6 17 RMT Ieva BAUBLYTE Suzuki - 1st Moto Solutions

IDEAL LAP TIME : 2:10.181 BEST LAP TIME : 2:10.181 DIFFERENCE : 0.000

LAP	SECTOR 1	SECTOR 2	LAP TIME	MPH	DIFF	TIME OF DAY
1 -		44.402	2:19.243	76.75	9.062	17:04:40.400
2 -	1:29.257	44.213	2:13.470	80.07	3.289	17:06:53.870
3 -	1:28.509	43.656	2:12.165 (2)	80.86	1.984	17:09:06.035
4 -	1:29.919	44.320	2:14.239	79.61	4.058	17:11:20.274
5 -	1:29.577	43.410	2:12.987 (3)	80.36	2.806	17:13:33.261

Weather / Track : Cloudy / Dry

Snetterton
Circuit Length = 2.9689 miles
Start: 17:02 Flag 17:15 End: 17:17

BMCRC - MRO Championships 2016 - Rnd 4 @ Snetterton 300

DFDS Seaways Yamaha Past Masters & BMCRC Rookie Minitwins

RACE 18 - SECTOR ANALYSIS

SECTOR 1 = FL to I1, SECTOR 2 = I1 to FL, DIFF = Difference To Personal Best Lap

6 -	***1:27.226***	***42.955***	***2:10.181***	***(1)***	***82.10***	***17:15:43.442***

P7 113 RMT Sam ELKINS Suzuki - Me Old Man

IDEAL LAP TIME : 2:11.879 BEST LAP TIME : 2:11.912 DIFFERENCE : 0.033

LAP	SECTOR 1	SECTOR 2	LAP TIME		MPH	DIFF	TIME OF DAY
1 -		44.203	2:19.123		76.82	7.211	17:04:40.280
2 -	***1:28.353***	43.559	***2:11.912***	***(1)***	***81.02***		***17:06:52.192***
3 -	1:29.166	44.412	2:13.578		80.01	1.666	17:09:05.770
4 -	1:29.835	44.021	2:13.856		79.84	1.944	17:11:19.626
5 -	1:29.495	43.965	2:13.460	**(3)**	80.08	1.548	17:13:33.086
6 -	1:28.527	***43.526***	2:12.053	**(2)**	80.93	0.141	17:15:45.139

P8 24 RMT Alex SIMMONS Suzuki - Westcountry Windings

IDEAL LAP TIME : 2:13.743 BEST LAP TIME : 2:13.743 DIFFERENCE : 0.000

LAP	SECTOR 1	SECTOR 2	LAP TIME		MPH	DIFF	TIME OF DAY
1 -		44.588	2:20.466		76.08	6.723	17:04:41.623
2 -	***1:29.295***	***44.448***	***2:13.743***	***(1)***	***79.91***		***17:06:55.366***
3 -	1:29.446	44.734	2:14.180	**(2)**	79.65	0.437	17:09:09.546
4 -	1:30.407	44.868	2:15.275		79.01	1.532	17:11:24.821
5 -	1:29.514	45.395	2:14.909	**(3)**	79.22	1.166	17:13:39.730
6 -	1:30.647	45.877	2:16.524		78.28	2.781	17:15:56.254

P9 99 RMT Ben CATT Suzuki -

IDEAL LAP TIME : 2:14.332 BEST LAP TIME : 2:14.900 DIFFERENCE : 0.568

LAP	SECTOR 1	SECTOR 2	LAP TIME		MPH	DIFF	TIME OF DAY
1 -		***44.590***	2:20.948		75.82	6.048	17:04:42.105
2 -	1:32.873	45.510	2:18.383		77.23	3.483	17:07:00.488
3 -	1:30.389	45.065	2:15.454	**(3)**	78.90	0.554	17:09:15.942
4 -	1:30.102	44.847	2:14.949	**(2)**	79.20	0.049	17:11:30.891
5 -	***1:29.742***	45.158	***2:14.900***	***(1)***	***79.22***		***17:13:45.791***
6 -	1:30.394	45.974	2:16.368		78.37	1.468	17:16:02.159

P10 77 RMT Arran KEMP Suzuki - A.V.Ceilings

IDEAL LAP TIME : 2:14.139 BEST LAP TIME : 2:14.258 DIFFERENCE : 0.119

LAP	SECTOR 1	SECTOR 2	LAP TIME		MPH	DIFF	TIME OF DAY
1 -		***44.802***	2:22.270		75.12	8.012	17:04:43.427
2 -	1:30.269	46.136	2:16.405		78.35	2.147	17:06:59.832
3 -	1:30.701	45.747	2:16.448		78.33	2.190	17:09:16.280
4 -	1:30.690	45.569	2:16.259	**(3)**	78.43	2.001	17:11:32.539
5 -	1:30.312	45.148	2:15.460	**(2)**	78.90	1.202	17:13:47.999
6 -	***1:29.337***	44.921	***2:14.258***	***(1)***	***79.60***		***17:16:02.257***

P11 159 RMT Thurstan GREEN Suzuki -

IDEAL LAP TIME : 2:14.187 BEST LAP TIME : 2:14.980 DIFFERENCE : 0.793

LAP	SECTOR 1	SECTOR 2	LAP TIME		MPH	DIFF	TIME OF DAY
1 -		***44.668***	2:21.305		75.63	6.325	17:04:42.462
2 -	1:31.322	45.234	2:16.556		78.26	1.576	17:06:59.018
3 -	1:31.846	45.764	2:17.610		77.66	2.630	17:09:16.628
4 -	1:31.159	45.065	2:16.224	**(3)**	78.45	1.244	17:11:32.852
5 -	1:30.156	45.097	2:15.253	**(2)**	79.02	0.273	17:13:48.105
6 -	***1:29.519***	45.461	***2:14.980***	***(1)***	***79.18***		***17:16:03.085***

P12 48 YPM Mark TAYLOR Yamaha - B K NOLTE contracts limited

IDEAL LAP TIME : 2:11.672 BEST LAP TIME : 2:12.071 DIFFERENCE : 0.399

LAP	SECTOR 1	SECTOR 2	LAP TIME		MPH	DIFF	TIME OF DAY
1 -		***43.223***	3:10.974		55.96	58.903	17:05:32.131
2 -	1:28.650	43.421	***2:12.071***	***(1)***	***80.92***		***17:07:44.202***
3 -	1:28.674	43.643	2:12.317		80.77	0.246	17:09:56.519

Weather / Track : Cloudy / Dry

Snetterton
Circuit Length = 2.9689 miles
Start: 17:02 Flag 17:15 End: 17:17

BMCRC - MRO Championships 2016 - Rnd 4 @ Snetterton 300

DFDS Seaways Yamaha Past Masters & BMCRC Rookie Minitwins

RACE 18 - SECTOR ANALYSIS

SECTOR 1 = FL to I1, SECTOR 2 = I1 to FL, DIFF = Difference To Personal Best Lap

4 -	1:28.753	43.559	2:12.312	(3)	80.77	0.241	17:12:08.831
5 -	***1:28.449***	43.733	2:12.182	(2)	80.85	0.111	17:14:21.013
6 -	1:28.860	43.470	2:12.330		80.76	0.259	17:16:33.343

P13 728 RMT David DOWNING Suzuki -

IDEAL LAP TIME : 2:21.009 BEST LAP TIME : 2:21.366 DIFFERENCE : 0.357

LAP	SECTOR 1	SECTOR 2	LAP TIME		MPH	DIFF	TIME OF DAY
1 -		48.192	2:30.707		70.91	9.341	17:04:51.864
2 -	1:36.559	47.785	2:24.344		74.04	2.978	17:07:16.208
3 -	***1:34.101***	47.265	***2:21.366***	***(1)***	***75.60***		***17:09:37.574***
4 -	1:35.216	47.605	2:22.821	(3)	74.83	1.455	17:12:00.395
5 -	1:35.779	47.544	2:23.323		74.57	1.957	17:14:23.718
6 -	1:35.713	***46.908***	2:22.621	(2)	74.94	1.255	17:16:46.339

P14 16 RMT Geoff LANSDELL Suzuki - EPG Domestic

IDEAL LAP TIME : 2:21.006 BEST LAP TIME : 2:21.785 DIFFERENCE : 0.779

LAP	SECTOR 1	SECTOR 2	LAP TIME		MPH	DIFF	TIME OF DAY
1 -		48.032	2:29.242		71.61	7.457	17:04:50.399
2 -	1:34.948	48.297	2:23.245	(3)	74.61	1.460	17:07:13.644
3 -	1:34.811	48.353	2:23.164	(2)	74.65	1.379	17:09:36.808
4 -	***1:34.326***	49.197	2:23.523		74.46	1.738	17:12:00.331
5 -	1:36.693	48.066	2:24.759		73.83	2.974	17:14:25.090
6 -	1:35.105	***46.680***	***2:21.785***	***(1)***	***75.38***		***17:16:46.875***

P15 1 YPM Matt BARBER Yamaha -

IDEAL LAP TIME : 2:13.493 BEST LAP TIME : 2:13.854 DIFFERENCE : 0.361

LAP	SECTOR 1	SECTOR 2	LAP TIME		MPH	DIFF	TIME OF DAY
1 -		44.367	3:16.210		54.47	1:02.356	17:05:37.367
2 -	1:29.645	***44.226***	2:13.871	(2)	79.83	0.017	17:07:51.238
3 -	1:29.814	44.336	2:14.150	(3)	79.67	0.296	17:10:05.388
4 -	***1:29.267***	44.587	***2:13.854***	***(1)***	***79.84***		***17:12:19.242***
5 -	1:30.207	44.720	2:14.927		79.21	1.073	17:14:34.169
6 -	1:30.456	45.215	2:15.671		78.77	1.817	17:16:49.840

P16 29 YPMC Giles HARWOOD Yamaha -

IDEAL LAP TIME : 2:14.982 BEST LAP TIME : 2:15.168 DIFFERENCE : 0.186

LAP	SECTOR 1	SECTOR 2	LAP TIME		MPH	DIFF	TIME OF DAY
1 -		44.980	3:15.172		54.76	1:00.004	17:05:36.329
2 -	1:30.527	***44.731***	2:15.258	(2)	79.01	0.090	17:07:51.587
3 -	1:30.288	44.880	***2:15.168***	***(1)***	***79.07***		***17:10:06.755***
4 -	1:31.058	44.946	2:16.004	(3)	78.58	0.836	17:12:22.759
5 -	1:31.006	45.217	2:16.223		78.46	1.055	17:14:38.982
6 -	***1:30.251***	45.956	2:16.207		78.46	1.039	17:16:55.189

P17 81 YPM Scott GRANT Yamaha - SEAGER engineering/ Motaa Cycle Parts

IDEAL LAP TIME : 2:13.888 BEST LAP TIME : 2:15.009 DIFFERENCE : 1.121

LAP	SECTOR 1	SECTOR 2	LAP TIME		MPH	DIFF	TIME OF DAY
1 -		45.036	3:16.066		54.51	1:01.057	17:05:37.223
2 -	1:30.863	***44.146***	***2:15.009***	***(1)***	***79.16***		***17:07:52.232***
3 -	1:30.337	44.821	2:15.158	(2)	79.07	0.149	17:10:07.390
4 -	1:30.704	45.231	2:15.935		78.62	0.926	17:12:23.325
5 -	1:30.872	45.525	2:16.397		78.36	1.388	17:14:39.722
6 -	***1:29.742***	46.166	2:15.908	(3)	78.64	0.899	17:16:55.630

P18 13 YPM Doug EDMONDSON Yamaha - Wave Racing Developments

IDEAL LAP TIME : 2:14.592 BEST LAP TIME : 2:14.670 DIFFERENCE : 0.078

LAP	SECTOR 1	SECTOR 2	LAP TIME		MPH	DIFF	TIME OF DAY
1 -		44.723	3:14.661		54.90	59.991	17:05:35.818

Weather / Track : Cloudy / Dry

Snetterton
Circuit Length = 2.9689 miles
Start: 17:02 Flag 17:15 End: 17:17

BMCRC - MRO Championships 2016 - Rnd 4 @ Snetterton 300

DFDS Seaways Yamaha Past Masters & BMCRC Rookie Minitwins

RACE 18 - SECTOR ANALYSIS

SECTOR 1 = FL to I1, SECTOR 2 = I1 to FL, DIFF = Difference To Personal Best Lap

2 -	1:30.891	44.964	2:15.855	(3)	78.67	1.185	17:07:51.673
3 -	1:30.629	***44.686***	2:15.315	(2)	78.98	0.645	17:10:06.988
4 -	***1:29.906***	44.764	***2:14.670***	(1)	***79.36***		***17:12:21.658***
5 -	1:34.957	46.544	2:21.501		75.53	6.831	17:14:43.159
6 -	1:32.054	46.651	2:18.705		77.05	4.035	17:17:01.864

P19 101 YPM Andrew DAVIES

Yamaha - GIBSON EXHAUSTS

IDEAL LAP TIME : 2:16.541 BEST LAP TIME : 2:16.609 DIFFERENCE : 0.068

LAP	SECTOR 1	SECTOR 2	LAP TIME		MPH	DIFF	TIME OF DAY
1 -		45.558	3:15.819		54.58	59.210	17:05:36.976
2 -	1:31.622	***44.987***	***2:16.609***	(1)	***78.23***		***17:07:53.585***
3 -	***1:31.554***	45.391	2:16.945	(2)	78.04	0.336	17:10:10.530
4 -	1:31.919	45.153	2:17.072	(3)	77.97	0.463	17:12:27.602
5 -	1:31.723	45.751	2:17.474		77.74	0.865	17:14:45.076
6 -	1:31.774	46.033	2:17.807		77.55	1.198	17:17:02.883

P20 55 YPM Paul TOLAND

Yamaha -

IDEAL LAP TIME : 2:16.606 BEST LAP TIME : 2:16.850 DIFFERENCE : 0.244

LAP	SECTOR 1	SECTOR 2	LAP TIME		MPH	DIFF	TIME OF DAY
1 -		45.513	3:18.282		53.90	1:01.432	17:05:39.439
2 -	1:33.070	45.832	2:18.902		76.94	2.052	17:07:58.341
3 -	1:32.209	45.884	2:18.093		77.39	1.243	17:10:16.434
4 -	1:32.744	45.268	2:18.012	(3)	77.44	1.162	17:12:34.446
5 -	1:32.843	***45.167***	2:18.010	(2)	77.44	1.160	17:14:52.456
6 -	***1:31.439***	45.411	***2:16.850***	(1)	***78.10***		***17:17:09.306***

P21 74 YPM Paul WHITBY

Yamaha - Prestige Decor Ltd

IDEAL LAP TIME : 2:16.881 BEST LAP TIME : 2:17.286 DIFFERENCE : 0.405

LAP	SECTOR 1	SECTOR 2	LAP TIME		MPH	DIFF	TIME OF DAY
1 -		45.642	3:20.728		53.24	1:03.442	17:05:41.885
2 -	1:31.565	45.942	2:17.507	(3)	77.72	0.221	17:07:59.392
3 -	1:31.499	45.787	***2:17.286***	(1)	***77.85***		***17:10:16.678***
4 -	1:32.600	***45.531***	2:18.131		77.37	0.845	17:12:34.809
5 -	1:32.365	46.160	2:18.525		77.15	1.239	17:14:53.334
6 -	***1:31.350***	46.077	2:17.427	(2)	77.77	0.141	17:17:10.761

P22 58 YPMC Steve REDHEAD

Yamaha - Binx Racing

IDEAL LAP TIME : 2:17.611 BEST LAP TIME : 2:17.948 DIFFERENCE : 0.337

LAP	SECTOR 1	SECTOR 2	LAP TIME		MPH	DIFF	TIME OF DAY
1 -		***45.940***	3:20.028		53.43	1:02.080	17:05:41.185
2 -	1:32.806	46.733	2:19.539		76.59	1.591	17:08:00.724
3 -	1:32.689	46.529	2:19.218	(2)	76.77	1.270	17:10:19.942
4 -	***1:31.671***	46.277	***2:17.948***	(1)	***77.47***		***17:12:37.890***
5 -	1:32.878	46.461	2:19.339	(3)	76.70	1.391	17:14:57.229
6 -	1:32.835	46.509	2:19.344		76.70	1.396	17:17:16.573

P23 18 YPMC Marc PRENTICE

Yamaha - Mungo Marine Ltd

IDEAL LAP TIME : 2:18.818 BEST LAP TIME : 2:19.063 DIFFERENCE : 0.245

LAP	SECTOR 1	SECTOR 2	LAP TIME		MPH	DIFF	TIME OF DAY
1 -		***45.994***	3:19.288		53.63	1:00.225	17:05:40.445
2 -	1:33.323	46.258	2:19.581	(2)	76.57	0.518	17:08:00.026
3 -	1:32.973	46.749	2:19.722	(3)	76.49	0.659	17:10:19.748
4 -	1:33.790	46.760	2:20.550		76.04	1.487	17:12:40.298
5 -	1:33.880	46.295	2:20.175		76.24	1.112	17:15:00.473
6 -	***1:32.824***	46.239	***2:19.063***	(1)	***76.85***		***17:17:19.536***

Weather / Track : Cloudy / Dry

Snetterton
Circuit Length = 2.9689 miles
Start: 17:02 Flag 17:15 End: 17:17

BMCRC - MRO Championships 2016 - Rnd 4 @ Snetterton 300

DFDS Seaways Yamaha Past Masters & BMCRC Rookie Minitwins

RACE 18 - SECTOR ANALYSIS

SECTOR 1 = FL to I1, SECTOR 2 = I1 to FL, DIFF = Difference To Personal Best Lap

P24 11 YPMR Paul MIDDLETON

Yamaha - Neil Zwartouw Carpentry

IDEAL LAP TIME : 2:20.204 BEST LAP TIME : 2:20.953 DIFFERENCE : 0.749

LAP	SECTOR 1	SECTOR 2	LAP TIME	MPH	DIFF	TIME OF DAY
1 -		***46.283***	3:22.933	52.66	1:01.980	17:05:44.090
2 -	***1:33.921***	47.032	***2:20.953*** **(1)**	***75.82***		***17:08:05.043***
3 -	1:35.222	47.258	2:22.480	75.01	1.527	17:10:27.523
4 -	1:35.328	47.480	2:22.808	74.84	1.855	17:12:50.331
5 -	1:34.206	46.870	2:21.076 **(2)**	75.76	0.123	17:15:11.407
6 -	1:34.190	47.219	2:21.409 **(3)**	75.58	0.456	17:17:32.816

P25 88 YPM Peter MANNERING

Yamaha - Mbc dispatch

IDEAL LAP TIME : 2:21.434 BEST LAP TIME : 2:21.434 DIFFERENCE : 0.000

LAP	SECTOR 1	SECTOR 2	LAP TIME	MPH	DIFF	TIME OF DAY
1 -		47.316	3:24.071	52.37	1:02.637	17:05:45.228
2 -	1:35.456	47.428	2:22.884	74.80	1.450	17:08:08.112
3 -	1:35.368	46.999	2:22.367 **(3)**	75.07	0.933	17:10:30.479
4 -	1:35.469	47.052	2:22.521	74.99	1.087	17:12:53.000
5 -	***1:34.854***	***46.580***	***2:21.434*** **(1)**	***75.56***		***17:15:14.434***
6 -	1:35.019	47.064	2:22.083 **(2)**	75.22	0.649	17:17:36.517

P26 41 YPM David ABRAHAM

Yamaha -

IDEAL LAP TIME : 2:22.913 BEST LAP TIME : 2:23.197 DIFFERENCE : 0.284

LAP	SECTOR 1	SECTOR 2	LAP TIME	MPH	DIFF	TIME OF DAY
1 -		48.654	3:29.492	51.01	1:06.295	17:05:50.649
2 -	1:37.487	49.054	2:26.541	72.93	3.344	17:08:17.190
3 -	1:37.307	47.592	2:24.899 **(3)**	73.76	1.702	17:10:42.089
4 -	***1:35.635***	47.562	***2:23.197*** **(1)**	***74.63***		***17:13:05.286***
5 -	1:37.409	***47.278***	2:24.687 **(2)**	73.87	1.490	17:15:29.973

P27 52 YPMC Tim HALL

Yamaha -

IDEAL LAP TIME : 2:25.236 BEST LAP TIME : 2:25.803 DIFFERENCE : 0.567

LAP	SECTOR 1	SECTOR 2	LAP TIME	MPH	DIFF	TIME OF DAY
1 -		***48.106***	3:26.184	51.83	1:00.381	17:05:47.341
2 -	1:37.160	49.794	2:26.954	72.73	1.151	17:08:14.295
3 -	1:37.297	48.773	2:26.070 **(2)**	73.17	0.267	17:10:40.365
4 -	1:37.253	48.550	***2:25.803*** **(1)**	***73.30***		***17:13:06.168***
5 -	***1:37.130***	49.077	2:26.207 **(3)**	73.10	0.404	17:15:32.375

P28 34 YPMR Mark EWENS

Yamaha -

IDEAL LAP TIME : 2:24.572 BEST LAP TIME : 2:24.572 DIFFERENCE : 0.000

LAP	SECTOR 1	SECTOR 2	LAP TIME	MPH	DIFF	TIME OF DAY
1 -		49.523	3:29.132	51.10	1:04.560	17:05:50.289
2 -	1:37.162	49.271	2:26.433 **(2)**	72.98	1.861	17:08:16.722
3 -	1:38.164	48.959	2:27.123 **(3)**	72.64	2.551	17:10:43.845
4 -	***1:36.174***	***48.398***	***2:24.572*** **(1)**	***73.92***		***17:13:08.417***
5 -	1:37.576	49.678	2:27.254	72.58	2.682	17:15:35.671

P29 68 YPMC Kevin MARSHALL

Yamaha -

IDEAL LAP TIME : 2:30.904 BEST LAP TIME : 2:31.169 DIFFERENCE : 0.265

LAP	SECTOR 1	SECTOR 2	LAP TIME	MPH	DIFF	TIME OF DAY
1 -		***49.786***	3:33.890	49.96	1:02.721	17:05:55.047
2 -	***1:41.118***	50.051	***2:31.169*** **(1)**	***70.70***		***17:08:26.216***
3 -	1:41.818	50.015	2:31.833 **(2)**	70.39	0.664	17:10:58.049
4 -	1:42.019	51.006	2:33.025 **(3)**	69.84	1.856	17:13:31.074
5 -	1:42.527	52.621	2:35.148	68.88	3.979	17:16:06.222

Weather / Track : Cloudy / Dry

Snetterton
Circuit Length = 2.9689 miles
Start: 17:02 Flag 17:15 End: 17:17

BMCRC - MRO Championships 2016 - Rnd 4 @ Snetterton 300

DFDS Seaways Yamaha Past Masters & BMCRC Rookie Minitwins

RACE 18 - SECTOR ANALYSIS

SECTOR 1 = FL to I1, SECTOR 2 = I1 to FL, DIFF = Difference To Personal Best Lap

P30 27 YPMC David PATERSON — Yamaha - Arnold Self Drive

IDEAL LAP TIME : 2:34.149 BEST LAP TIME : 2:34.556 DIFFERENCE : 0.407

LAP	SECTOR 1	SECTOR 2	LAP TIME	MPH	DIFF	TIME OF DAY
1 -		***50.978***	3:36.556	49.35	1:02.000	17:05:57.713
2 -	***1:43.171***	51.385	***2:34.556*** **(1)**	***69.15***		***17:08:32.269***
3 -	1:43.383	53.939	2:37.322 **(2)**	67.93	2.766	17:11:09.591
4 -	1:48.454	54.546	2:43.000	65.57	8.444	17:13:52.591
5 -	1:46.849	52.555	2:39.404 **(3)**	67.05	4.848	17:16:31.995

P31 59 YPMC Neil HESMAN — Yamaha - Farkham Hall

IDEAL LAP TIME : 2:41.097 BEST LAP TIME : 2:42.844 DIFFERENCE : 1.747

LAP	SECTOR 1	SECTOR 2	LAP TIME	MPH	DIFF	TIME OF DAY
1 -		***53.629***	3:42.373	48.06	59.529	17:06:03.530
2 -	1:49.701	53.929	2:43.630 **(2)**	65.31	0.786	17:08:47.160
3 -	1:50.029	54.346	2:44.375 **(3)**	65.02	1.531	17:11:31.535
4 -	1:50.153	54.519	2:44.672	64.90	1.828	17:14:16.207
5 -	***1:47.468***	55.376	***2:42.844*** **(1)**	***65.63***		***17:16:59.051***

P32 25 YPMR Allan SEXTON — Yamaha - Poole Motorcycles Ltd

IDEAL LAP TIME : 2:45.096 BEST LAP TIME : 2:45.813 DIFFERENCE : 0.717

LAP	SECTOR 1	SECTOR 2	LAP TIME	MPH	DIFF	TIME OF DAY
1 -		56.097	3:50.416	46.38	1:04.603	17:06:11.573
2 -	1:54.167	56.214	2:50.381	62.73	4.568	17:09:01.954
3 -	1:51.376	***55.119***	2:46.495 **(3)**	64.19	0.682	17:11:48.449
4 -	***1:49.977***	55.836	***2:45.813*** **(1)**	***64.45***		***17:14:34.262***
5 -	1:49.994	56.240	2:46.234 **(2)**	64.29	0.421	17:17:20.496

P33 911 RMT Kaine SHERIFF — Suzuki - Yorkshire Motorhomes

IDEAL LAP TIME : 2:11.121 BEST LAP TIME : 2:11.587 DIFFERENCE : 0.466

LAP	SECTOR 1	SECTOR 2	LAP TIME	MPH	DIFF	TIME OF DAY
1 -		44.538	2:17.007	78.01	5.420	17:04:38.164
2 -	1:27.866	44.514	2:12.380	80.73	0.793	17:06:50.544
3 -	1:27.707	44.463	2:12.170 **(3)**	80.86	0.583	17:09:02.714
4 -	1:27.684	***43.906***	2:11.590 **(2)**	81.22	0.003	17:11:14.304
5 -	***1:27.215***	44.372	***2:11.587*** **(1)**	***81.22***		***17:13:25.891***

P34 43 RMT Robert DAVIE — Suzuki -

IDEAL LAP TIME : 2:23.108 BEST LAP TIME : 2:23.285 DIFFERENCE : 0.177

LAP	SECTOR 1	SECTOR 2	LAP TIME	MPH	DIFF	TIME OF DAY
1 -		***47.935***	2:30.876	70.83	7.591	17:04:52.033
2 -	1:36.562	48.349	2:24.911 **(3)**	73.75	1.626	17:07:16.944
3 -	***1:35.173***	48.112	***2:23.285*** **(1)**	***74.59***		***17:09:40.229***
4 -	1:35.971	47.986	2:23.957 **(2)**	74.24	0.672	17:12:04.186
5 -	1:36.383	48.622	2:25.005	73.70	1.720	17:14:29.191

P35 5 YPMR Max HOUSE — Yamaha -

IDEAL LAP TIME : 2:24.186 BEST LAP TIME : 2:24.794 DIFFERENCE : 0.608

LAP	SECTOR 1	SECTOR 2	LAP TIME	MPH	DIFF	TIME OF DAY
1 -		***47.927***	3:25.897	51.90	1:01.103	17:05:47.054
2 -	1:37.200	48.690	2:25.890 **(2)**	73.26	1.096	17:08:12.944
3 -	***1:36.259***	48.535	***2:24.794*** **(1)**	***73.81***		***17:10:37.738***
4 -	1:38.625	48.821	2:27.446 **(3)**	72.48	2.652	17:13:05.184

P36 69 YPM Richard SAWYER — Yamaha -

IDEAL LAP TIME : 2:36.266 BEST LAP TIME : 3:21.625 DIFFERENCE : 45.359

LAP	SECTOR 1	SECTOR 2	LAP TIME	MPH	DIFF	TIME OF DAY
1 -		***46.371***	***3:21.625*** **(1)**	***53.00***		***17:05:42.782***

Weather / Track : Cloudy / Dry

Snetterton
Circuit Length = 2.9689 miles
Start: 17:02 Flag 17:15 End: 17:17

BMCRC - MRO Championships 2016 - Rnd 4 @ Snetterton 300

DFDS Seaways Yamaha Past Masters & BMCRC Rookie Minitwins

RACE 18 - SECTOR ANALYSIS

SECTOR 1 = FL to I1, SECTOR 2 = I1 to FL, DIFF = Difference To Personal Best Lap

Weather / Track : Cloudy / Dry

Snetterton
Circuit Length = 2.9689 miles
Start: 17:02 Flag 17:15 End: 17:17

BMCRC - MRO Championships 2016 - Rnd 4 @ Snetterton 300

DFDS Seaways Yamaha Past Masters & BMCRC Rookie Minitwins

RACE 18 - BEST SECTORS

	SECTOR 1			SECTOR 2			IDEAL / BEST COMPARISON					
POS	NO	NAME	TIME	NO	NAME	TIME	POS	NO	NAME	IDEAL	BEST	DIFF
									PERFECT LAP	2:06.330		
1	174	SINGLETON	**1:24.482**	174	SINGLETON	**41.848**	1	174	SINGLETON	2:06.330	2:06.831	0.501
2	991	CUNNINGHAM	**1:24.884**	17	BAUBLYTE	**42.955**	2	991	CUNNINGHAM	2:07.847	2:07.849	0.002
3	12	EDWARDS	**1:26.917**	991	CUNNINGHAM	**42.963**	3	17	BAUBLYTE	2:10.181	2:10.181	0.000
4	911	SHERIFF	**1:27.215**	48	TAYLOR	**43.223**	4	12	EDWARDS	2:10.410	2:11.008	0.598
5	17	BAUBLYTE	**1:27.226**	147	WATSON	**43.381**	5	911	SHERIFF	2:11.121	2:11.587	0.466
6	147	WATSON	**1:27.980**	12	EDWARDS	**43.493**	6	147	WATSON	2:11.361	2:11.388	0.027
7	113	ELKINS	**1:28.353**	113	ELKINS	**43.526**	7	48	TAYLOR	2:11.672	2:12.071	0.399
8	48	TAYLOR	**1:28.449**	175	TYRER	**43.651**	8	113	ELKINS	2:11.879	2:11.912	0.033
9	175	TYRER	**1:28.529**	911	SHERIFF	**43.906**	9	175	TYRER	2:12.180	2:12.180	0.000
10	1	BARBER	**1:29.267**	81	GRANT	**44.146**	10	1	BARBER	2:13.493	2:13.854	0.361
11	24	SIMMONS	**1:29.295**	1	BARBER	**44.226**	11	24	SIMMONS	2:13.743	2:13.743	0.000
12	77	KEMP	**1:29.337**	24	SIMMONS	**44.448**	12	81	GRANT	2:13.888	2:15.009	1.121
13	159	GREEN	**1:29.519**	99	CATT	**44.590**	13	77	KEMP	2:14.139	2:14.258	0.119
14	99	CATT	**1:29.742**	159	GREEN	**44.668**	14	159	GREEN	2:14.187	2:14.980	0.793
15	81	GRANT	**1:29.742**	13	EDMONDSON	**44.686**	15	99	CATT	2:14.332	2:14.900	0.568
16	13	EDMONDSON	**1:29.906**	29	HARWOOD	**44.731**	16	13	EDMONDSON	2:14.592	2:14.670	0.078
17	29	HARWOOD	**1:30.251**	77	KEMP	**44.802**	17	29	HARWOOD	2:14.982	2:15.168	0.186
18	74	WHITBY	**1:31.350**	101	DAVIES	**44.987**	18	101	DAVIES	2:16.541	2:16.609	0.068
19	55	TOLAND	**1:31.439**	55	TOLAND	**45.167**	19	55	TOLAND	2:16.606	2:16.850	0.244
20	101	DAVIES	**1:31.554**	74	WHITBY	**45.531**	20	74	WHITBY	2:16.881	2:17.286	0.405
21	58	REDHEAD	**1:31.671**	58	REDHEAD	**45.940**	21	58	REDHEAD	2:17.611	2:17.948	0.337
22	18	PRENTICE	**1:32.824**	18	PRENTICE	**45.994**	22	18	PRENTICE	2:18.818	2:19.063	0.245
23	11	MIDDLETON	**1:33.921**	11	MIDDLETON	**46.283**	23	11	MIDDLETON	2:20.204	2:20.953	0.749
24	728	DOWNING	**1:34.101**	69	SAWYER	**46.371**	24	16	LANSDELL	2:21.006	2:21.785	0.779
25	16	LANSDELL	**1:34.326**	88	MANNERING	**46.580**	25	728	DOWNING	2:21.009	2:21.366	0.357
26	88	MANNERING	**1:34.854**	16	LANSDELL	**46.680**	26	88	MANNERING	2:21.434	2:21.434	0.000
27	43	DAVIE	**1:35.173**	728	DOWNING	**46.908**	27	41	ABRAHAM	2:22.913	2:23.197	0.284
28	41	ABRAHAM	**1:35.635**	41	ABRAHAM	**47.278**	28	43	DAVIE	2:23.108	2:23.285	0.177
29	34	EWENS	**1:36.174**	5	HOUSE	**47.927**	29	5	HOUSE	2:24.186	2:24.794	0.608
30	5	HOUSE	**1:36.259**	43	DAVIE	**47.935**	30	34	EWENS	2:24.572	2:24.572	0.000
31	52	HALL	**1:37.130**	52	HALL	**48.106**	31	52	HALL	2:25.236	2:25.803	0.567
32	68	MARSHALL	**1:41.118**	34	EWENS	**48.398**	32	68	MARSHALL	2:30.904	2:31.169	0.265
33	27	PATERSON	**1:43.171**	68	MARSHALL	**49.786**	33	27	PATERSON	2:34.149	2:34.556	0.407
34	59	HESMAN	**1:47.468**	27	PATERSON	**50.978**	34	69	SAWYER	2:36.266	3:21.625	45.359
35	69	SAWYER	**1:49.895**	59	HESMAN	**53.629**	35	59	HESMAN	2:41.097	2:42.844	1.747
36	25	SEXTON	**1:49.977**	25	SEXTON	**55.119**	36	25	SEXTON	2:45.096	2:45.813	0.717
37												
38												
39												

Weather / Track : Cloudy / Dry

Snetterton
Circuit Length = 2.9689 miles
Start: 17:02 Flag 17:15 End: 17:17

Results can be found at www.tsl-timing.com

Printed - 17:18 Sunday, 29 May 2016